

MLS CUP PLAYOFFS

2003



2003 MLS CUP PLAYOFF GUIDE

THE HOME DEPOT CENTER WELCOMES MLS CUP 2003 TO CARSON, CA



The Home Depot Center brings MLS Cup to the Los Angeles area for the second time in the League's eight-year history. A true "cathedral" for American soccer, The Home Depot Center hosts the League's eighth Championship Game, MLS Cup 2003, on Sunday, November 23, 2003 at 3:30 p.m. ET. For the eighth consecutive season, the championship match will be broadcast live on ABC Sports.

The Home Depot Center's soccer stadium opened on June 7 as the home of the Los Angeles Galaxy, who defeated the Colorado Rapids, 2-0, before a capacity crowd of 27,000 fans, the first of three regular-season sellouts for the defending champions in 2003. Los Angeles led MLS in average attendance in 2003, with The HDC seating 20,000+ for 11 of 15 home games.

The Home Depot Center was again sold out on August 3 for the 2003 Pepsi MLS All-Star Game, which saw a team of MLS All-Stars defeat fabled Mexican club Chivas de Guadalajara, 3-1. Most recently, the HDC hosted six contests during the 2003 FIFA Women's World Cup USA, including the Third Place and

Championship Games.

The Home Depot Center covers an 125-acre development in Carson, California, featuring state-of-the-art stadiums and facilities for soccer, tennis, track and field, cycling, volleyball, baseball, softball, basketball and other sports. Designated as an "Official U.S. Olympic Training Site," The Home Depot Center is the nation's most complete training facility for Olympic, amateur and professional athletes, including various U.S. Men's and Women's National Soccer Teams.

Created around a 27,000-seat soccer stadium, 13,000-seat tennis stadium, 20,000-seat track and field stadium and indoor velodrome, the complex is located on the campus of California State University, Dominguez Hills. The complex has also been designated "official" training sites for USA Cycling, United States Track and Field, the USTA, as home of the USA Tennis High Performance National Training Center and is the summer training camp site for the NFL's San Diego Chargers.

Developed and operated by the Anschutz Entertainment Group, the \$150 million Home Depot Center represents the largest investment in amateur athletics ever made. Whether competing or training, athletes will have the use of world-class amenities including a 3,000 square foot weight room, complete training and locker room facilities as well as dining, housing and other hospitality services.

The Home Depot Center's commitment to athletics and training also extends to the surrounding communities. Tennis courts, soccer training fields and a three-mile jogging trail with twelve fitness stations around the perimeter of the development will be available to local residents as well as other facilities and amenities. Through foundations established by AEG operated entities such as the Galaxy, the Los Angeles Kings and STAPLES Center, more than \$5 million has been pledged to community organizations in the last six years with new donations targeting this local community already being established. Just five months following its historic opening, The Home Depot Center truly represents Southern California's legacy to sports, **'building character through competition.'**



MLS Cup '98 was played at the Galaxy's former Rose Bowl home in Pasadena, California, with the expansion Chicago Fire dethroning two-time defending champion D.C. United, 2-0, before 51,530.

The 2003 MLS Cup Playoff Media Guide is produced by MLS Communications – Trey Fitz-Gerald, Simon Borg, Rick Lawes, Marisabel Munoz, David Richardson, John Yan, Jason Halpin and Casey Martinez. Special thanks to the 10 MLS team public relations departments, Peter Hirdt and the Elias Sports Bureau, and Rich Levy/Dan Bellon of MLS Creative Services.

All photos contained herein are courtesy of Getty Images, the Official Photographer of Major League Soccer.

For additional extensive information on Major League Soccer's playoff and regular-season history, and individual team statistics from the League's first eight seasons, please refer to www.MLSnet.com, the Official Website of Major League Soccer.

MLS 2003 Overview

The Home Depot Center	IFC
MLS Cup 2003 Playoff Guide Contents	1
MLS Directory	2
MLS Cup 2003 Playoff Bracket and TV Schedule	3
MLS Press Box Contact Numbers	4

Quarterfinal Matchups
SAN JOSE (W1) v LOS ANGELES (W4)

Matchup Guide	5
2003 Earthquakes v Galaxy League Boxscores	6
Earthquakes v Galaxy Playoff History	7
All-Time Postseason Results	8
2003 Earthquakes v Galaxy Statistics	9
Head-to-Head Statistics	10
Earthquakes contra Galaxy (en español)	12
SAN JOSE EARTHQUAKES TEAM SECTION	13
Season Review	14
2003 League Statistics	15
2003 Postseason Squad	16
2003 Game-by-Game	17
All-Time Postseason Statistics	19
LOS ANGELES GALAXY TEAM SECTION	20
Season Review	21
2003 League Statistics	22
2003 Postseason Squad	23
2003 Game-by-Game	24
All-Time Postseason Statistics	26

KANSAS CITY (W2) v COLORADO (W3)

Matchup Guide	27
2003 Wizards v Rapids League Boxscores	28
Wizards v Rapids Playoff History	29
All-Time Postseason Results	30
2003 Wizards v Rapids Statistics	31
Head-to-Head Statistics	32
Wizards contra Rapids (en español)	34
KANSAS CITY WIZARDS TEAM SECTION	35
Season Review	36
2003 League Statistics	37
2003 Postseason Squad	38
2003 Game-by-Game	39
All-Time Postseason Statistics	41
COLORADO RAPIDS TEAM SECTION	42
Season Review	43
2003 League Statistics	44
2003 Postseason Squad	45
2003 Game-by-Game	46
All-Time Postseason Statistics	48

CHICAGO (E1) v D.C. UNITED (E4)

Matchup Guide	49
2003 Fire v United League Boxscores	50
Fire v United Playoff History	51
All-Time Postseason Results	52
2003 Fire v United Statistics	53
Head-to-Head Statistics	54
Fire contra United (en español)	56
CHICAGO FIRE TEAM SECTION	57
Season Review	58
2003 League Statistics	59
2003 Postseason Squad	60
2003 Game-by-Game	61
All-Time Postseason Statistics	63

D.C. UNITED TEAM SECTION	64
Season Review	65
2003 League Statistics	66
2003 Postseason Squad	67
2003 Game-by-Game	68
All-Time Postseason Statistics	70

NEW ENGLAND (E2) v METROSTARS (E3)

Matchup Guide	71
2003 Revolution v MetroStars League Boxscores	72
Revolution v MetroStars Playoff History	73
All-Time Postseason Results	74
2003 Revolution v MetroStars Statistics	75
Head-to-Head Statistics	76
Revolution contra MetroStars (en español)	78
NEW ENGLAND REVOLUTION TEAM SECTION	79
Season Review	80
2003 League Statistics	81
2003 Postseason Squad	82
2003 Game-by-Game	83
All-Time Postseason Statistics	85
METROSTARS TEAM SECTION	86
Season Review	87
2003 League Statistics	88
2003 Postseason Squad	89
2003 Game-by-Game	90
All-Time Postseason Statistics	92

2003 MLS Season in Review

Month-by-Month Review	93
Repaso de la Temporada (en Español)	100
2003 Final Regular Season Statistics	107
2003 Players of the Week/Month	114
2003 Referee Statistical Summary	115

MLS Cup Playoff History

MLS Cup Playoffs Format History	116
Year-by-Year MLS Cup Playoff Results	117
All-Time MLS Cup Playoff Statistics	124

All-Time MLS Record Book

All-Time MLS Statistics	133
Non-Playoff Team Statistics	138
Additional Information	144

MAJOR LEAGUE SOCCER STATS KEY
FIELD PLAYERS

GP = Games Played; **GS** = Games Started; **MIN** = Minutes played; **G** = Goals; **A** = Assists; **PTS** = Points; **SHT** = Shots; **SOG** = Shots On Goal; **GW** = Game-Winning Goals; **GA** = Game-winning Assists; **PG** = Penalty-kick goals; **PA** = Penalty-kick attempts; **BK** = Blocks; **FC** = Fouls Committed; **FS** = Fouls Suffered; **OF** = Offside; **CK** = Corner Kicks; **C** = Cautions (Yellow Cards); **E** = Expulsions (Red Cards); **CP** = Caution Points

GOALKEEPERS

GP = Games Played; **GS** = Games Started; **MIN** = Minutes played; **SHTS** = Shots faced; **SVS** = Saves; **C/P** = Catch/Punches; **GA** = Goals Allowed; **GAA** = Goals Against Average (Goals allowed per 90 minutes); **PG** = Penalty-kick goals allowed; **PA** = Penalty-kick attempts faced; **W** = Wins; **L** = Losses; **T** = Ties; **SO** = Shutouts



2003 MAJOR LEAGUE SOCCER DIRECTORY

MLS Executives

Don Garber, Commissioner
Ivan Gazidis, Deputy Commissioner
Mark Abbott, Chief Operating Officer
Mark Noonan, Executive Vice President – Marketing & Fan Development
JoAnn Neale, Senior Vice President – Business and Legal Affairs
Nelson Rodriguez, Vice President – Operations & Administration

110 East 42nd Street
10th Floor
New York, NY 10017
P: 212/450-1200
F: 212/450-1300

MLS Communications

Trey Fitz-Gerald, Senior Director – Communications (212) 450-1225
Marisabel Muñoz, Coordinator – Hispanic Communications (212) 450-1262
Simon Borg, Press Officer (212) 450-1243
David Richardson, Webmaster – MLSnet.com (212) 450-1222
Rick Lawes, Editorial Consultant (703) 281-4821
John Yan, Casey Martinez, Communications Assistants (212) 450-1284
Jason Halpin, Communications Assistant (212) 450-1264
MLS Communications Fax (212) 450-1343

TFitz-gerald@MLSnet.com
MMunoz@MLSnet.com
SBorg@MLSnet.com
DRichardson@MLSnet.com
RLawes@MLSnet.com
JYan@MLSnet.com; CMartinez@MLSnet.com
JHalpin@MLSnet.com

EASTERN CONFERENCE

CHICAGO FIRE

GM: Peter Wilt
 Head Coach: Dave Sarachan
 Asst. Coaches: Denis Hamlett, Daryl Shore,
 Tom Soehn
 P.R. Contacts: Diana Lopez - (312) 705-7272
 John Koluder - (312) 705-7271
 980 N. Michigan Avenue, Suite 1998
 Chicago, IL 60611
 P: (312) 705-7200
 F: (312) 705-7393

COLUMBUS CREW

President/GM: Jim Smith
 Head Coach: Greg Andrusis
 Asst. Coaches: Jim Launder, Robert Warzycha
 P.R. Contact: Jeff Wuerth – (614) 447-4174
 One Black and Gold Blvd.
 Columbus, OH 43211
 P: (614) 447-2739
 F: (614) 447-4109

D.C. UNITED

Senior VP/GM: Stephen Zack
 Technical Director: Dave Kasper
 Head Coach: Ray Hudson
 Asst. Coach: John Trask
 P.R. Contact: Doug Hicks – (703) 397-5448
 Boris Flores – (703) 397-5452
 14120 Newbrook Dr - Suite 170
 Chantilly, VA 20151
 P: (703) 478-6600
 F: (703) 736-9451

METROSTARS

GM: Nick Sakiewicz
 Head Coach: Bob Bradley
 Asst. Coaches: Mo Johnston, Des McAleenan
 P.R. Contacts: Ernesto Motta - (201) 583-7030
 Nicolino Di Benedetto - (201) 583-7028
 Matt Chmura – (201) 583-7006
 One Harmon Plaza, 3rd Floor
 Secaucus, NJ 07094
 P: (201) 583-7000
 F: (201) 583-7055

NEW ENGLAND REVOLUTION

COO: Lou Imbriano
 Dir. of Soccer: Renato Capobianco
 Head Coach: Steve Nicol
 Asst. Coaches: John Murphy, Matt Driver
 P.R. Contacts: Brad Feldman - (508) 384-9216
 Katie Puzo - (508) 549-0496
 Gillette Stadium
 One Patriot Place
 Foxborough, MA 02035
 P: (508) 543-5001
 F: (508) 384-9129

WESTERN CONFERENCE

COLORADO RAPIDS

GM: Dan Counce
 Head Coach: Tim Hankinson
 Asst. Coaches: S. Trittschuh, P. Bravo, M. Dougherty
 P.R. Contacts: Jurgen Mainka - (303) 299-1487
 German Sferra - (303) 299-1590
 555 17th Street, Suite 3350
 Denver, CO 80202
 P: (303) 299-1570
 F: (303) 299-1580

DALLAS BURN

GM: Andy Swift
 Head Coach: Colin Clarke
 Asst. Coaches: Steve Morrow, Brian Haynes
 P.R. Contact: Chris Ward - (214) 777-0203
 14800 Quorum Drive, Suite 300
 Dallas, TX 75254
 P: (214) 979-0303
 F: (214) 979-1118

KANSAS CITY WIZARDS

GM: Curt Johnson
 Head Coach: Bob Gansler
 Asst. Coach: Brian Bliss, Tim Mulqueen
 P.R. Contacts: Justin Gorman - (816) 920-4734
 Staci Schottman - (816) 920-4739
 2 Arrowhead Drive
 Kansas City, MO 64129
 P: (816) 920-9300
 F: (816) 920-4773

LOS ANGELES GALAXY

VP/GM: Doug Hamilton
 Head Coach: Sigi Schmid
 Asst. Coaches: Ralph Perez, Zak Abdel
 P.R. Contact: Whit Haskel – (310) 630-2211
 Patrick Donnelly - (310) 630-2214
 Nick Ammazalorso – (310) 630-2215
 The Home Depot Center
 18400 Avalon Blvd., Suite 200
 Carson, CA 90746
 P: (310) 630-2200
 F: (310) 630-2250

SAN JOSE EARTHQUAKES

GM: Johnny Moore
 Head Coach: Frank Yallop
 Asst. Coach: Dominic Kinnear
 P.R. Contacts: Jed Mettee - (408) 260-6366
 Seth Burton - (408) 260-6367
 3550 Stevens Creek Blvd., Ste. 200
 San Jose, CA 95117
 P: (408) 260-6300
 F: (408) 553-0959

CONFERENCE SEMIFINALS

GAME ONE: Nov. 1 @ DC, 7:30ET
TV: FOX SPORTS WORLD, SHOOTOUT

#1 CHI vs. #4 DC

GAME TWO: Nov. 9 @ CHI, 1:00ET
TV: ESPN2

GAME ONE: Nov. 1 @ MET, 5:00ET
TV: MSG, FSNE, SHOOTOUT

#2 NE vs. #3 MET

GAME TWO: Nov. 9 @ NE, 4:00ET
TV: FOX Sports World, SHOOTOUT

GAME ONE: Nov. 1 @ LA, 10:00ET
TV: HDNet, FOX Sports World, SHOOTOUT

#1 SJ vs. #4 LA

GAME TWO: Nov. 9 @ SJ, 9:00ET
TV: KWHY-22, SHOOTOUT

GAME ONE: Nov. 4 @ COL, 9:30ET
TV: MetroSports, SHOOTOUT

#2 KC vs. #3 COL

GAME TWO: Nov. 8 @ KC, 8:00ET
TV: HDNet, FOX Sports World, SHOOTOUT

CONFERENCE FINALS
 Fox Sports World plans to broadcast both Conf. Finals

EASTERN CONFERENCE FINAL SCENARIOS:

@CHI – Nov. 14, 8:30ET
 @NE – Nov. 15, 4:00ET
 @MET– Nov. 15, 5:00ET
NOTE: Highest remaining seed hosts conference final championship game

WESTERN CONFERENCE FINAL SCENARIOS:

@SJ – Nov. 15, 10:00ET
 @COL– Nov. 14, 9:30ET
 @KC – Nov. 14, 9:30ET
NOTE: Highest remaining seed hosts conference final championship game

MLS CUP 2003



NOV. 23, 3:30ET
 Home Depot Center
 Carson, California
LIVE: ABC SPORTS



2003 MLS PRESS BOX CONTACTS

EASTERN CONFERENCE



CHICAGO FIRE

Soldier Field PH: (312) 427-1914
FAX: (312) 427-1921

Diana Lopez OFC: (312) 705-7272
DLopez@chicago-fire.com CELL: (312) 523-6302

John Koluder OFC: (312) 705-7271
JKoluder@chicago-fire.com CELL: (312) 296-6449

COLUMBUS CREW

Crew Stadium PH: (614) 447-4289
FAX: (614) 447-4112

Jeff Wuerth OFC: (614) 447-4174
JWuerth@thecrew.com CELL: (614) 402-2204

D.C. UNITED

RFK Stadium PH: (202) 547-0927
FAX: (202) 547-1557

Doug Hicks OFC: (703) 397-5448
DHicks@dcunited.com CELL: (703) 989-7158

Boris Flores OFC: (703) 397-5452
BFlores@dcunited.com CELL: (703) 989-2771

METROSTARS

Giants Stadium PH: (201) 842-5646
FAX: (201) 842-5647

Nick DiBenedetto OFC: (201) 583-7028
NDiBenedetto@metrostars.com CELL: (201) 304-2729

Ernesto Motta OFC: (201) 583-7030
EMotta@metrostars.com CELL: (201) 745-3113

Matt Chmura OFC: (201) 583-7006
Mchmura@metrostars.com CELL: (201) 304-2730

NEW ENGLAND REVOLUTION

Gillette Stadium PH: (508) 698-1960
FAX: (508) 698-1923

Brad Feldman OFC: (508) 384-9216
BradF@revolutionsoccer.net CELL: (774) 406-7038

Katie Puzo OFC: (508) 549-0496
KatieP@patriots.com CELL: (617) 970-3156

MLS COMMUNICATIONS

Trey Fitz-Gerald
OFC: (212) 450-1225
CELL: (646) 831-8813
TFitz-gerald@MLSnet.com


Marisabel Muñoz
OFC: (212) 450-1262
CELL: (646) 831-0262
MMunoz@MLSnet.com

Simon Borg
OFC: (212) 450-1243
CELL: (646) 831-1698
SBorg@MLSnet.com

Rick Lawes
HM: (703) 281-4821
CELL: (646) 342-3193
RLawes@MLSnet.com

David Richardson
OFC: (212) 450-1222
HM: (609) 799-7955
DRichardson@MLSnet.com

WESTERN CONFERENCE



COLORADO RAPIDS

INVESCO Field @ Mile High PH: (720) 258-3700
FAX: (720) 258-3701

Jurgen Mainka OFC: (303) 299-1487
Jminka@MLSnet.com CELL: (303) 522-7408

German Sferra OFC: (303) 299-1590
GSferra@MLSnet.com CELL: (303) 725-4076

DALLAS BURN

Dragon Stadium PH: (817) 949-8314
FAX: (817) 442-1121

Chris Ward OFC: (214) 777-0203
CWard@dallasburn.com CELL: (817) 313-8494

KANSAS CITY WIZARDS

Arrowhead Stadium PH: (816) 920-4784
FAX: (816) 920-4774

Justin Gorman OFC: (816) 920-4734
JGorman@kcwizards.com CELL: (816) 665-8442

Staci Schottman OFC: (816) 920-4739
SSchottman@kcwizards.com CELL: (816) 210-4739

LOS ANGELES GALAXY

The Home Depot Center PH: (310) 630-2288
FAX: (310) 630-2289

Whit Haskel OFC: (310) 630-2211
Whaskel@lagalaxy.com CELL: (626) 862-9523

Patrick Donnelly OFC: (310) 630-2214
PDonnelly@lagalaxy.com CELL: (310) 617-7010

Nick Ammazalorso OFC: (310) 630-2215
NAmmazalorso@lagalaxy.com CELL: (310) 617-9543

Juan Miranda OFC: (310) 630-2216
JMiranda@lagalaxy.com CELL: (661) 816-9202

SAN JOSE EARTHQUAKES

Spartan Stadium PH: (408) 924-6918
FAX: (408) 924-6919

Jed Mettee OFC: (408) 260-6366
jed.mettee@sjeearthquakes.com CELL: (408) 718-1222

Seth Burton OFC: (408) 260-6367
seth.burton@sjeearthquakes.com CELL: (408) 230-3886



MLS CUP 2003 PLAYOFF GUIDE

SAN JOSE EARTHQUAKES v LOS ANGELES GALAXY WESTERN CONFERENCE SEMIFINALS

SAN JOSE EARTHQUAKES

#	PLAYER/POS	2003 career	GP	GS	G	A
			GP	GS	G	A
1	Jon Conway 05/06/1977	GK	3	3	-6	0
2	Eddie Robinson 06/19/1978	D	13	13	1	1
4	Chris Roner 03/04/1980	M	23	21	2	2
5	Ramiro Corrales 03/12/1977	D	25	24	1	2
6	Ronnie Ekelund 08/21/1972	M	22	17	1	3
7	Ian Russell 08/30/1975	M	18	16	0	5
8	Richard Mulrooney 11/03/1976	M	25	25	0	7
9	Brian Mullan 04/23/1978	F	30	30	6	9
10	Landon Donovan 03/04/1982	F	22	21	12	6
11	Manny Lagos 06/11/1971	M	27	17	3	5
12	Jeff Agoos 05/02/1968	D	28	28	2	2
13	Jamil Walker 04/21/1981	F	19	0	4	0
14	Dwayne DeRosario 05/15/1978	F	11	6	4	3
15	Roger Levesque 01/22/1981	F	3	0	0	0
16	Craig Waibel 08/21/1975	D	24	22	0	2
17	Todd Dunivant 12/26/1980	D	30	30	1	6
18	Pat Onstad 01/13/1968	GK	27	27	-29	0
19	Troy Dayak 01/21/1971	D	9	8	0	0
22	Rodrigo Faria 02/24/1977	F	9	7	0	1
25	Brian Ching 05/24/1978	F	15	14	6	2
26	Arturo Alvarez 06/28/1985	M	15	5	1	1
30	Josh Saunders 03/02/1981	GK	0	0	0	0

HEAD COACH: Frank Yallop

2003 SEASON RECORDS

	GP	W-L-T	PTS	OT	GF	GA
Earthquakes	30	14-7-9	51	0-0-9	45	35
at home	15	7-4-4	25	0-0-4	22	19
Galaxy	30	9-12-9	36	2-1-9	35	35
at home	15	9-3-3	30	2-0-3	25	14

SERIES SCHEDULE

Sat. Nov. 1, The Home Depot Center (7 pm PT)
Sun. Nov. 9, Spartan Stadium (6 pm PT)

MLS CUP PLAYOFFS HISTORY

1996 WESTERN CONFERENCE SEMIFINAL (LA 2-1)
SJ 1 - LA 0 Ianini 36
LA 2 - SJ 0 Hurtado 31, Cienfuegos 36
LA 2 - SJ 0 Amas 48, Vanney 57

2001 MLS CUP FINAL

SJ 2 - LA 1 (aet) Donovan 43, DeRosario 96 - L.Hernandez 21

LEAGUE HEAD-TO-HEAD

Galaxy 18 wins (4 ShO); 48 goals
Earthquakes 8 wins (1 ShO); 36 goals ... Ties 4
AT L.A.: LA 10 wins, 28 gls; SJ 3 wins, 19 gls; 2 ties
AT SAN JOSE: LA 8 wins, 20 gls; SJ 5 wins, 17 gls; 2 ties

WHERE THE GOALS COME FROM

EARTHQUAKES		GALAXY	
F	A	F	A
45	35	35	35
62	80	80	80

HOW SCORED

23	14	RIGHT FOOT	18	21
17	13	LEFT FOOT	5	11
5	7	HEADERS	12	3
0	1	OTHER	0	0

TYPE OF PLAY

22	20	OPEN PLAY	13	25
10	8	CROSS	9	4
5	4	CORNER	5	0
2	1	PENALTIES	7	3
2	0	DIRECT FROM FREE KICK	0	1
3	1	FREE KICK (INDIRECT)	1	2
1	1	OWN GOALS	0	0

DISTANCE

14	11	INSIDE GOAL AREA	9	6
27	22	INSIDE PENALTY AREA	23	21
4	2	OUTSIDE PENALTY AREA	3	8

LOS ANGELES GALAXY

#	PLAYER/POS	2003 career	GP	GS	G	A
			GP	GS	G	A
1	Dan Popik 03/23/1979	GK	1	0	0	0
2	Ryan Suarez 07/28/1977	D	15	15	1	0
4	Paul Broome 06/06/1976	M	11	8	0	1
5	Chris Albright 01/14/1979	F	27	23	3	4
6	Guillermo Gonzalez 01/04/1986	M	6	1	0	0
7	Antonio Martinez 07/09/1977	M	14	8	1	1
8	Peter Vagenas 02/06/1978	M	20	18	0	0
10	Mauricio Cienfuegos 02/12/1968	M	20	15	0	2
11	Sasha Victorine 02/03/1978	M	20	20	2	1
12	Simon Elliott 06/10/1974	M	24	23	1	2
13	Cobi Jones 06/16/1970	M	28	28	2	8
14	Tyrone Marshall 11/12/1974	D	25	19	0	0
15	Alejandro Moreno 07/08/1979	F	24	10	6	2
17	Diego Serna 10/02/1973	F	10	8	3	2
18	Hong Myung-Bo 02/12/1969	D	25	25	0	2
19	Herculez Gomez 04/06/1982	F	1	0	0	0
20	Carlos Ruiz 09/15/1979	F	26	25	15	5
21	Arturo Torres 12/11/1980	F	9	3	0	0
22	Kevin Hartman 05/25/1974	GK	30	30	-35	1
23	Danny Califf 03/17/1980	D	23	23	0	0
26	Jesus Ochoa 10/12/1981	M	10	7	0	0
29	Ricky Lewis 05/29/1982	D	13	7	0	0
30	Alexi Lalas 06/01/1970	D	22	19	1	1

HEAD COACH: Sigi Schmid

RECORD AT HALFTIME

(W-L-T)	LEAD	TIED	TRAIL
SJ	8-0-1	5-1-6	1-6-2
LA	4-0-4	4-9-3	1-3-2

RECORD WITH FIRST GOAL

SCORE	ALLOW
11-0-1	3-7-4
7-1-6	2-11-3

TEAM LEADERS

EARTHQUAKES

G: 12 Donovan
A: 9 Mullan
SHT: 53 Donovan
SOG: 30 Donovan
FC: 57 Mullan
FS: 54 Mullan/Mulrooney
OF: 15 Mullan
Y: 7 Waibel

GALAXY

G: 15 Ruiz
A: 8 Jones
SHT: 84 Ruiz
SOG: 51 Ruiz
FC: 76 Ruiz
FS: 87 Ruiz
OF: 46 Ruiz
Y: 7 Ruiz

GOALSCORING RECORD

	GOALS SCORED IN GAME					TOT	AVG
	GP	0	1	2	3+		
SJ	30	8	10	6	2	4	45 1.50
LA	30	8	12	7	3	0	35 1.17

GOALS ALLOWED IN GAME

	GOALS ALLOWED IN GAME					TOT	AVG
	GP	0	1	2	3+		
SJ	30	10	11	5	2	2	35 1.17
LA	30	4	17	9	0	0	35 1.17

GOALS BY INTERVALS

	GOALS SCORED							OT
	Total	1-15	16-30	31-45	46-60	61-75	76-90	
SJ	45	5	8	8	10	3	11	0
LA	35	3	6	3	8	9	4	2

GOALS ALLOWED

	GOALS ALLOWED							OT
	Total	1-15	16-30	31-45	46-60	61-75	76-90	
SJ	35	6	5	6	7	4	7	0
LA	35	5	3	3	7	6	10	1

GAME-BY-GAME: WON/LOST/TIED

Earthquakes WTWWTTW LLWTTWTT TLLWWW WTWLWL WWLTLT
Galaxy TTTLLT LLWWTL TWTLWW TLWWLL WLLLWT

2003 EARTHQUAKES v GALAXY LEAGUE BOXSCORES

April 26, 2003 -- Spartan Stadium

SAN JOSE EARTHQUAKES 1, LOS ANGELES GALAXY 0 (HT: 0-0)
 SJ -- Landon Donovan 1 (penalty kick) 54

San Jose remained unbeaten on the 2003 campaign with a quality victory in the "California Clasico," defeating Los Angeles Galaxy 1-0 at home. The lone goal came from the penalty spot on 54 minutes through Landon Donovan, his first goal of the season. Donovan had nearly played provider, sending Brian Mullan into the area before the former Galaxy midfielder was pulled down by Dan Califf.

GALAXY (3-4-1-2): Kevin Hartman -- Dan Califf, Hong Myung-Bo (Alexi Lalas 84), Tyrone Marshall -- Ezra Hendrickson, Peter Vagenas, Simon Elliott, Sasha Victorine -- Cobi Jones -- Chris Albright (Alejandro Moreno 72), Carlos Ruiz.
TOTAL SHOTS: 13 (Carlos Ruiz 4); **SHOTS ON GOAL:** 5 (Simon Elliott 2); **FOULS:** 16 (Tyrone Marshall 4, Sasha Victorine 4); **OFFSIDES:** 2 (Cobi Jones 1, Carlos Ruiz 1); **CORNER KICKS:** 7 (Simon Elliott 3, Cobi Jones 3); **SAVES:** 7 (Kevin Hartman 7)
EARTHQUAKES (4-4-2): Pat Onstad -- Craig Waibel, Jeff Agoos, Troy Dayak, Todd Dunivant -- Brian Mullan, Ramiro Corrales, Richard Mulrooney, Manny Lagos -- Landon Donovan, Brian Ching
TOTAL SHOTS: 15 (Landon Donovan 3, Brian Mullan 3); **SHOTS ON GOAL:** 8 (3 tied with 2); **FOULS:** 24 (Johnston Corrales 5); **OFFSIDES:** 2 (Brian Ching 2); **CORNER KICKS:** 8 (Todd Dunivant 4, Richard Mulrooney 4); **SAVES:** 5 (Pat Onstad 5)

Misconduct Summary:
 LA -- Sasha Victorine (caution) 52

Referee: Jair Marrufo
Referee's Assistants: -Chip Reed; Bill Dittmar
4th Official: Richard Heron
Attendance: 9,187

June 18, 2003 -- The Home Depot Center

LOS ANGELES GALAXY 1, SAN JOSE EARTHQUAKES 1 (aet) (HT: 1-0)
 LA -- Sasha Victorine 1 (Cobi Jones 1) 21
 SJ -- Jamil Walker 1 (Ian Russell 2, Brian Mullan 4) 63

Los Angeles Galaxy saw their winning streak at the new Home Depot Center stopped, though they stayed unbeaten in their new home with a 1-1 draw with San Jose Earthquakes. Sasha Victorine had given Galaxy the lead in the 21st minute with a well-deserved goal, heading home a corner kick, but Jamil Walker scored his first professional goal on 63 minutes to bring Earthquakes level.

EARTHQUAKES (4-4-2): Pat Onstad -- Chris Roner, Jeff Agoos, Craig Waibel, Todd Dunivant -- Ian Russell, Ramiro Corrales (Ronnie Ekelund 56), Richard Mulrooney, Arturo Alvarez -- Manny Lagos (Jamil Walker 61), Brian Mullan.
TOTAL SHOTS: 13 (Richard Mulrooney 4); **SHOTS ON GOAL:** 4 (Richard Mulrooney 3); **FOULS:** 17 (Craig Waibel 4); **OFFSIDES:** 5 (Brian Mullan 2, Ian Russell 2); **CORNER KICKS:** 5 (Richard Mulrooney 5); **SAVES:** 10 (Pat Onstad 10)
GALAXY (3-4-1-2): Kevin Hartman -- Tyrone Marshall, Alexi Lalas, Ricky Lewis -- Ezra Hendrickson, Jesus Ochoa (Jose Retiz 81), Sasha Victorine, Gavin Ginton (Alejandro Moreno 70) -- Cobi Jones -- Carlos Ruiz, Chris Albright (Alex Pineda Chacon 74)
TOTAL SHOTS: 21 (Chris Albright 4, Carlos Ruiz 4); **SHOTS ON GOAL:** 11 (Chris Albright 3, Carlos Ruiz 3); **FOULS:** 19 (Tyrone Marshall 4); **OFFSIDES:** 3 (Carlos Ruiz 3); **CORNER KICKS:** 11 (Cobi Jones 11); **SAVES:** 3 (Kevin Hartman 3)

Misconduct Summary:
 SJ -- Manny Lagos (caution; Dissent) 25
 SJ -- Jeff Agoos (caution; Dissent) 73
 SJ -- Arturo Alvarez (caution; Reckless Foul) 99
 LA -- Alexi Lalas (caution; Pushing, Holding) 100

Referee: Alex Prus
Referee's Assistants: George Gansner; Jose Corro
4th Official: Jasen Anno
Attendance: 13,867

October 18, 2003 -- The Home Depot Center

LOS ANGELES GALAXY 3, SAN JOSE EARTHQUAKES 0 (HT: 2-0)
 LA -- Alejandro Moreno 4 (Mauricio Cienfuegos 2, Hong Myung-Bo 2) 6
 LA -- Alejandro Moreno 5 (Carlos Ruiz 4, Danny Califf 2) 35
 LA -- Simon Elliott 1 (Carlos Ruiz 5, Alejandro Moreno 2) 61

Los Angeles Galaxy evened the season in a dominating 3-0 victory, the first of the season-ending home-and-home series, Alejandro Moreno scoring twice in the first half and San Jose left a man down for more than half of the match. Moreno smashed home a Mauricio Cienfuegos pass on a well-worked short corner (6), before slotting home a Carlos Ruiz cross (37). The Quakes were then reduced to 10 men for the final 58 minutes when Craig Waibel was sent off for a violent foul on Moreno. The Galaxy made it three in the second half through a long-range effort from Simon Elliott finishing off a counter, catching San Jose 'keeper Pat Onstad coming off his line (61), as Cienfuegos was given a great sendoff on a night when he was honored, the former El Salvador international retiring following this season after serving with the club since the league's inception.

EARTHQUAKES (4-3-1-2): Pat Onstad -- Chris Roner, Jeff Agoos, Craig Waibel, Todd Dunivant -- Brian Mullan, Richard Mulrooney, Ian Russell (Troy Dayak 55) -- Landon Donovan (Ronnie Ekelund 70) -- Dwayne De Rosario, Rodrigo Faria (Manny Lagos 64).
TOTAL SHOTS: 16 (Dwayne De Rosario 4, Landon Donovan 4); **SHOTS ON GOAL:** 4 (Dwayne De Rosario 2); **FOULS:** 7 (Richard Mulrooney 2); **OFFSIDES:** 2 (Dwayne De Rosario 1, Manny Lagos 1); **CORNER KICKS:** 7 (Richard Mulrooney 5); **SAVES:** 6 (Pat Onstad 6)
GALAXY (3-4-1-2): Kevin Hartman (Dan Popik 74) -- Danny Califf, Hong Myung-Bo, Tyrone Marshall -- Arturo Torres, Simon Elliott, Peter Vagenas, Sasha Victorine (Ricky Lewis 62) -- Mauricio Cienfuegos (Guillermo Gonzalez 87) -- Alejandro Moreno (Chris Albright 70), Carlos Ruiz.
TOTAL SHOTS: 15 (Carlos Ruiz 6); **SHOTS ON GOAL:** 9 (Carlos Ruiz 4); **FOULS:** 12 (Carlos Ruiz 3); **OFFSIDES:** 4 (Carlos Ruiz 4); **CORNER KICKS:** 5 (Hong Myung-Bo 4); **SAVES:** 4 (Kevin Hartman 4)

Misconduct Summary:
 SJ -- Craig Waibel (ejection; Serious Foul Play) 42
 SJ -- Landon Donovan (caution; Dissent) 47+
 SJ -- Jeff Agoos (caution; Dissent) 61
 SJ -- Troy Dayak (caution; Tackle from Behind) 76

Referee: Michael Kennedy
Referee's Assistants: -Nathan Clement; Steven Taylor
4th Official: Ramon Hernandez
Attendance: 27,000

October 25, 2003 -- Spartan Stadium

SAN JOSE EARTHQUAKES 1, LOS ANGELES GALAXY 1 (aet)
 LA -- Alejandro Moreno 6 (Cobi Jones 8, Simon Elliott 2) 56
 SJ -- Jamil Walker 4 (Rodrigo Faria 1, Dwayne De Rosario 8) 80

A Jamil Walker goal 10 minutes from time ended a long scoring drought for San Jose Earthquakes as they claimed a 1-1 draw, leaving Los Angeles Galaxy as the first team in MLS history to go the entire regular season without winning on their travels. The Galaxy began the season with an eight-game road trip while The Home Depot Center was being completed, ending the season with just six draws from 15 away matches. Alejandro Moreno had given Los Angeles the lead on 56 minutes when he headed home a pinpoint cross from Cobi Jones on the right flank, but substitute Walker ran on to a second looping header into the area before smashing a shot that Kevin Hartman couldn't hold and then keep from dribbling over the line, the goal snapping a 412-minute goalless streak as San Jose found the back of the net for the first time in the month of October.

GALAXY (3-4-1-2): Kevin Hartman -- Danny Califf, Hong Myung-Bo, Tyrone Marshall -- Arturo Torres, Simon Elliott, Peter Vagenas (Jesus Ochoa 90), Chris Albright -- Cobi Jones (Mauricio Cienfuegos 0) -- Alejandro Moreno, Carlos Ruiz (Ricky Lewis 46).
TOTAL SHOTS: 11 (Chris Albright 3, Alejandro Moreno 3); **SHOTS ON GOAL:** 1 (Alejandro Moreno 1); **FOULS:** 22 (Tyrone Marshall 7); **OFFSIDES:** 1 (Tyrone Marshall 1); **CORNER KICKS:** 6 (Hong Myung-Bo 3); **SAVES:** 3 (Kevin Hartman 3)
EARTHQUAKES (4-4-2): Pat Onstad -- Brian Mullan, Chris Roner, Troy Dayak, Todd Dunivant -- Ian Russell (Jamil Walker 69), Ronnie Ekelund, Richard Mulrooney, Manny Lagos (Arturo Alvarez 65) -- Dwayne De Rosario (Roger Levesque 80), Rodrigo Faria.
TOTAL SHOTS: 13 (Jamil Walker 4); **SHOTS ON GOAL:** 4 (Jamil Walker 2); **FOULS:** 20 (3 tied with 4); **OFFSIDES:** 4 (Dwayne De Rosario 2); **CORNER KICKS:** 4 (Richard Mulrooney 4); **SAVES:** 0

Misconduct Summary:
 SJ -- Brian Mullan (caution; Tackle from Behind) 15
 LA -- Chris Albright (caution; Tackle from Behind) 17
 LA -- Arturo Torres (caution; Tackle from Behind) 36
 LA -- Danny Califf (caution; Tackle from Behind) 78
 LA -- Peter Vagenas (caution; Pushing, Holding) 88

Referee: Ricardo Valenzuela
Referee's Assistants: -George Gansner; Richard Eddy
4th Official: Terry Vaughn
Attendance: 16,282



SAN JOSE EARTHQUAKES PLAYOFF HISTORY

vs. Team	No. of Series		GP	W-L-T	OT	ShO	GF	GA	Last		Series Result
	Series	W-L							Mtg.	Round	
Columbus	2	1-1	4	2-2-0	0-0-0	0-0	8	5	2002	Quarterfinals	Lost 6 pts. to 0
Los Angeles	2	1-1	4	2-2-0	1-0-0	0-0	3	5	2001	MLS Cup '01	Won MLS Cup '01
Miami	1	1-0	3	2-1-0	1-0-0	0-0	5	1	2001	Semifinals	Won 6 pts. to 3
TOTALS	5	3-2	11	6-5-0	2-0-0	0-0	16	11			

LOS ANGELES GALAXY PLAYOFF HISTORY

vs. Team	No. of Series		GP	W-L-T	OT	ShO	GF	GA	Last		Series Result
	Series	W-L							Mtg.	Round	
Chicago	2	1-1	5	2-2-1	2-0-1	0-1	5	4	2001	Semifinals	Won 7 pts. to 1
Colorado	2	2-0	4	4-0-0	0-0-0	0-0	10	0	2002	Semifinals	Won 6 pts. to 0
D.C. United	2	0-2	2	0-2-0	0-1-0	0-0	2	5	1999	MLS Cup '99	Lost MLS Cup '99
Dallas	3	2-1	7	4-3-0	0-0-0	0-2	16	10	1999	West Finals	Won 2 games to 1
Kansas City	3	2-1	8	5-2-1	2-0-1	1-0	14	13	2002	Quarterfinals	Won 6 pts. to 3
New England	1	1-0	1	1-0-0	1-0-0	0-0	1	0	2002	MLS Cup '02	Won MLS Cup '02
MetroStars	1	1-0	3	1-1-1	0-0-1	0-0	6	7	2001	Quarterfinals	Won Series Tie-Breaker
San Jose	2	1-1	4	2-2-0	0-1-0	0-0	5	3	2001	MLS Cup '01	Lost MLS Cup '01
Tampa Bay	1	1-0	2	2-0-0	0-0-0	0-0	6	2	2000	Quarterfinals	Won 6 pts. to 0
TOTALS	17	11-6	36	21-12-3	5-2-3	1-3	65	44			

TEAM PLAYOFF HISTORY

Los Angeles Galaxy at San Jose Earthquakes
September 26, 1996 - Spartan Stadium

Period	1	2	F
LA	0	0	0
SJ	1	0	1

Scoring Summary:

SJ --Ianni (Wynalda) 36

Referee: Kevin Stott
Referee's Assistants: Reggie Rutty, Ricardo Valenzuela
4th Official: Joe Pimentel
Attendance: 17,209

LOS ANGELES GALAXY--Jorge Campos, Robin Fraser, Dan Calichman, Arash Noamouz (Jorge Salcedo 46), Greg Vanney, Curt Onalfo (John Garvey 84), Chris Armas, Mauricio Cienfuegos, Cobi Jones (Jose Vasquez 67), Harut Karapetyan (David Kramer 69), Eduardo Hurtado

TOTAL SHOTS: 12 (Salcedo 2, Vanney 2, Vasquez 2); **SHOTS ON GOAL:** 7 (seven players with 1); **FOULS:** 15 (Hurtado 3, Onalfo 3); **OFFSIDE:** 1; **CORNER KICKS:** 6; **SAVES:** Campos 5; **CAUTIONS:** Onalfo 30, Calichman 38, Salcedo 89; **EJECTIONS:** none

SAN JOSE CLASH--Dave Salzwedel, Tim Martin, John Doyle, Oscar Draguicevich, Michael Emenalo, Tayt Ianni, Ben Iroha, Jorge Rodas (Jeff Baicher 46), Missael Espinoza (Eddie Lewis 70), Paul Bravo, Eric Wynalda

TOTAL SHOTS: 12 (Bravo 2, Espinoza 2, Rodas 2); **SHOTS ON GOAL:** 6 (six players with 1); **FOULS:** 21 (Iroha 7); **OFFSIDE:** 9; **CORNER KICKS:** 7; **SAVES:** Salzwedel 7; **CAUTIONS:** Wynalda 90; **EJECTIONS:** none

ALL-TIME PLAYOFF TEAM RECORDS

(active players in italics)

SAN JOSE EARTHQUAKES

All-time postseason goals: Landon Donovan (6)
All-time postseason points: Landon Donovan (15)
All-time postseason starts: 5 players tied with 8
All-time postseason appearances: Ramiro Corrales (9)
All-time postseason assists: Wade Barrett (4)
All-time postseason minutes played: Joe Cannon, Jeff Agoos (730)
Most points in a postseason game:
2 players tied with 4

Most goals in a postseason game:
2 - Landon Donovan: 09/22/2001 at CLB (W 3-1)

Most assists in a postseason game:
3 players tied with 2

Most saves in a postseason game:
2 players tied with 7

Most goals allowed in a postseason game:
2 - Dave Salzwedel: 09/29/1996 at LA (L 0-2)
2 - Dave Salzwedel: 10/02/1996 at LA (L 0-2)
2 - Joe Cannon: 09/25/2002 vs. CLB (L 1-2)
2 - Joe Cannon: 09/28/2002 at CLB (L 1-2)

Most goals scored in a postseason game:
4 on 10/14/2001 vs. MIA (W 4-0)

Most shots registered in a postseason game:
21 on 10/14/2001 vs. MIA (W 4-0)

Most shots on goal in a postseason game:
12 on 10/14/2001 vs. MIA (W 4-0)

Most fouls committed in a postseason game:
22 on 09/22/2001 at CLB (W 3-1)

Most fouls suffered in a postseason game:
24 on 09/26/2001 vs. CLB (W 3-0)

Most offsides in a postseason game:
9 on 09/26/1996 vs. LA (W 1-0)

San Jose Earthquakes at Los Angeles Galaxy
September 29, 1996 - Rose Bowl

Period	1	2	F
SJ	0	0	0
LA	0	2	2

Scoring Summary:
LA --Fraser (unassisted) 84
LA --Hurtado (Campos) 90

Referee: Joshua Patlak
Referee's Assistants: Jorge Reyes, Tom Bobadilla
4th Official: Hugo Silva
Attendance: 27,833

SAN JOSE CLASH--Dave Salzwedel, John Doyle, Tim Martin, Oscar Draguicevich (Jeff Baicher 87), Tayt Ianni, Michael Emenalo, Ben Iroha (Eddie Lewis 59), Jorge Rodas (Altimont Butler 70), Missael Espinoza, Paul Bravo, Eric Wynalda

TOTAL SHOTS: 12 (Espinoza 3); **SHOTS ON GOAL:** 5 (Wynalda 2, Espinoza 2); **FOULS:** 14 (Espinoza 3, Ianni 3); **OFFSIDE:** 2; **CORNER KICKS:** 8; **SAVES:** Salzwedel 6; **CAUTIONS:** Emenalo 1, Rodas 22, Wynalda 28, Draguicevich 90; **EJECTIONS:** Wynalda 87, Draguicevich 90

LOS ANGELES GALAXY--Jorge Campos, Greg Vanney, Dan Calichman, Robin Fraser, Mark Semoli (Harut Karapetyan 63), Jorge Salcedo, Mauricio Cienfuegos, Chris Armas, Cobi Jones, Ante Razov (David Kramer 56), Eduardo Hurtado

TOTAL SHOTS: 21 (Vanney 5); **SHOTS ON GOAL:** 8 (Hurtado 3); **FOULS:** 14 (Fraser 3); **OFFSIDE:** 2; **CORNER KICKS:** 11; **SAVES:** 3 (Kramer 2, Campos 1); **CAUTIONS:** Hurtado 29; **EJECTIONS:** none

San Jose Earthquakes at Los Angeles Galaxy
October 2, 1996 - Rose Bowl

Period	1	2	F
SJ	0	0	0
LA	2	0	2

SCORING:
LA --Hurtado (Razov) 31
LA --Cienfuegos (pk) 36

Referee: Esse Baharmast
Referee's Assistants: Roger Itaya, Rogelio Valadez
4th Official: Arturo Angeles
Attendance: 30,231

SAN JOSE CLASH--Dave Salzwedel, John Doyle, Tim Martin, Tayt Ianni (Paul Holocher 72), Ben Iroha, Michael Emenalo, Ramiro Corrales (Eddie Lewis 61), Jorge Rodas, Paul Bravo, Altimont Butler (Jeff Baicher 72), Missael Espinoza

TOTAL SHOTS: 14 (Rodas 3); **SHOTS ON GOAL:** 6 (Rodas 2); **FOULS:** 12 (Espinoza 3); **OFFSIDE:** 4; **CORNER KICKS:** 10; **SAVES:** Salzwedel 5; **CAUTIONS:** Espinoza 25, Iroha 35; **EJECTIONS:** none

LOS ANGELES GALAXY--Jorge Campos, Dan Calichman (Curt Onalfo 41), Robin Fraser, Greg Vanney, Mark Semoli, Chris Armas, Jorge Salcedo, Mauricio Cienfuegos, Cobi Jones, Ante Razov (Harut Karapetyan 46), Eduardo Hurtado

TOTAL SHOTS: 12 (Hurtado 3, Jones 3); **SHOTS ON GOAL:** 7 (Karapetyan 2, Hurtado 2); **FOULS:** 14 (six players with 2); **OFFSIDE:** 5; **CORNER KICKS:** 4; **SAVES:** Campos 4; **CAUTIONS:** none; **EJECTIONS:** none

San Jose Earthquakes at Los Angeles Galaxy
October 21, 2001 - Crew Stadium

Period	1	2	OT	F
SJ	1	0	1	2
LA	1	0	0	1

Scoring Summary:
LA --Hernandez (Vanney, Hartman) 21
SJ --Donovan (Russell, Mulrooney) 43
SJ --DeRosario (Ekelund, Ibsen) 96+

Referee: Kevin Stott
Assistant Referees: Roger Itaya, Daniel Wilson
4th Official: Paul Tambarino
Attendance: 21,626

SAN JOSE EARTHQUAKES--Joe Cannon, Jimmy Conrad, Troy Dayak, Jeff Agoos, Wade Barrett, Ian Russell (Zak Ibsen 82), Richard Mulrooney, Ronnie Ekelund, Ramiro Corrales, Ronald Cerritos (Dwayne DeRosario 85), Landon Donovan

TOTAL SHOTS: 17 (Mulrooney 4); **SHOTS ON GOAL:** 3 (Ekelund 1, DeRosario 1, Donovan 1); **FOULS:** 13 (Ekelund 3, Conrad 3); **OFFSIDE:** 3; **CORNER KICKS:** 13; **SAVES:** Cannon 1; **CAUTIONS:** Conrad 28, Ekelund 78, Ibsen 83; **EJECTIONS:** none

LOS ANGELES GALAXY--Kevin Hartman, Ezra Hendrickson, Danny Califf, Greg Vanney, Paul Caligiuri (Adam Frye 53), Simon Elliott, Mauricio Cienfuegos, Peter Vagenas, Sasha Victorine (Brian Mullan 75), Luis Hernandez, Cobi Jones

TOTAL SHOTS: 10 (Jones 3); **SHOTS ON GOAL:** 2 (Jones 1, Hernandez 1); **FOULS:** 14 (Califf 3); **OFFSIDE:** 2; **CORNER KICKS:** 5; **SAVES:** Hartman 1; **CAUTIONS:** Caligiuri 48, Califf 76; **EJECTIONS:** none

LOS ANGELES GALAXY

All-time postseason goals: Carlos Ruiz (8)
All-time postseason points: Mauricio Cienfuegos (28)
All-time postseason starts: Cobi Jones (35)
All-time postseason appearances: Cobi Jones (36)
All-time postseason assists: Mauricio Cienfuegos (14)
All-time postseason minutes played: Cobi Jones (3244)

Most points in a postseason game:
5 players tied with 5

Most goals in a postseason game:
5 players tied with 2

Most assists in a postseason game:
3 players tied with 3

Most saves in a postseason game:
Kevin Hartman (8) - 09/29/2000 at KC (T 0-0)

Most goals allowed in a postseason game:
Kevin Hartman (4) - 09/26/2001 at MET (L 1-4)

Most goals scored in a postseason game:
6 - 10/01/1998 vs. DAL (W 6-1)

Most shots registered in a postseason game:
29 - 09/23/2001 vs. MET (T 1-1)

Most shots on goal in a postseason game:
13 - 10/01/1998 vs. DAL (W 6-1)

Most fouls committed in a postseason game:
29 - 10/13/2001 vs. CHI (W 1-0)

Most fouls suffered in a postseason game:
27 - 10/06/2000 at KC (L 0-2)

Most offsides in a postseason game:
10 - 09/20/2000 vs. TB (W 5-2)

SAN JOSE EARTHQUAKES – ALL-TIME POSTSEASON RESULTS

DATE	OPPONENT	RESULT	ATT.	W-L-T	RD.	GOALS:
09/26/1996	Los Angeles	W 1-0	17,209	1-0-0	QTR	Ianni (36)
09/29/1996	at Los Angeles	L 0-2	27,833	1-1-0	QTR	
10/02/1996	at Los Angeles	L 0-2	30,231	1-2-0	QTR	
DATE	OPPONENT	RESULT	ATT.	W-L-T	RD.	GOALS:
09/22/2001	at Columbus	W 3-1	20,883	1-0-0	QTR	Donovan (5,46); Lagos (31)
09/26/2001	Columbus	W 3-0	10,419	2-0-0	QTR	Lagos (9); Cerritos (68); Donovan (76)
10/10/2001	at Miami	L 0-1	9,236	0-1-0	SEM	
10/14/2001	Miami	W 4-0	16,119	1-1-0	SEM	Donovan (16); Russell (57); Lagos (69); De Rosario (89)
10/17/2001	at Miami	W 1-0 (OT)	11,242	2-1-0	SEM	Dayak (93)
10/21/2001	at Los Angeles	W 2-1 (OT)	21,626	1-0-0	FIN	Donovan (43); De Rosario (96)
DATE	OPPONENT	RESULT	ATT.	W-L-T	RD.	GOALS:
09/25/2002	Columbus	L 1-2	8,069	0-1-0	QTR	Donovan (54)
09/28/2002	at Columbus	L 1-2	13,004	0-2-0	QTR	Graziani (58)

LOS ANGELES GALAXY – ALL-TIME POSTSEASON RESULTS

DATE	OPPONENT	RESULT	ATT.	W-L-T	RD.	GOALS:
09/26/1996	at San Jose	L 0-1	17,209	0-1-0	QTR	
09/29/1996	San Jose	W 2-0	27,833	1-1-0	QTR	Fraser (84); Hurtado (90)
10/02/1996	San Jose	W 2-0	30,231	2-1-0	QTR	Hurtado (31); Cienfuegos (36)
10/10/1996	Kansas City	W 2-1	25,212	1-0-0	SEM	Armas (48); Vanney (57)
10/13/1996	at Kansas City	W 1-1	11,041	2-0-0	SEM	Vanney (76)
10/20/1996	D.C. United	L 2-3 (OT)	34,643	0-1-0	FIN	Hurtado (5); Armas (56)
DATE	OPPONENT	RESULT	ATT.	W-L-T	RD.	GOALS:
10/05/1997	Dallas	L 0-0	18,921	0-1-0	QTR	
10/08/1997	at Dallas	L 0-3	11,248	0-2-0	QTR	
DATE	OPPONENT	RESULT	ATT.	W-L-T	RD.	GOALS:
10/01/1998	Dallas	W 6-1	10,047	1-0-0	QTR	Pena (10,69); Hermosillo (16,32); Cienfuegos (20); Welton (41)
10/04/1998	at Dallas	W 3-2	8,130	2-0-0	QTR	Hendrickson (80); Caligiuri (85); Mathis (88)
10/10/1998	Chicago	L 0-1	25,107	0-1-0	SEM	
10/16/1998	at Chicago	L 1-1	32,744	0-2-0	SEM	Pena (37)
DATE	OPPONENT	RESULT	ATT.	W-L-T	RD.	GOALS:
10/17/1999	Colorado	W 3-0	16,307	1-0-0	QTR	Hendrickson (8); Vanney (52); Jones (57)
10/24/1999	at Colorado	W 2-0	6,542	2-0-0	QTR	Pena (74); Franchino (84)
10/31/1999	Dallas	W 2-1	17,372	1-0-0	SEM	Cienfuegos (39); Hendrickson (90)
11/07/1999	at Dallas	L 2-2	13,816	1-1-0	SEM	Hermosillo (13,54)
11/11/1999	Dallas	W 3-1	25,703	2-1-0	SEM	Vanney (3); Hermosillo (20); Cienfuegos (68)
11/21/1999	D.C. United	L 0-2	44,910	0-1-0	FIN	
DATE	OPPONENT	RESULT	ATT.	W-L-T	RD.	GOALS:
09/14/2000	at Tampa Bay	W 1-0	5,583	1-0-0	QTR	Vanney (61)
09/20/2000	Tampa Bay	W 5-2	13,851	2-0-0	QTR	Hendrickson (14); Kelly (19); Hernandez (48); Cienfuegos (51); Jones (85)
09/29/2000	at Kansas City	T 0-0 (OT)	11,815	0-0-1	SEM	
10/03/2000	Kansas City	W 2-1 (OT)	20,849	1-0-1	SEM	Jones (16); Califf (93)
10/06/2000	at Kansas City	L 0-2 (ST)	11,815	1-1-1	SEM	
DATE	OPPONENT	RESULT	ATT.	W-L-T	RD.	GOALS:
09/23/2001	MetroStars	T 1-1 (OT)	11,580	0-0-1	QTR	Caligiuri (63)
09/26/2001	at MetroStars	L 1-4	12,817	0-1-1	QTR	Victorine (4)
09/29/2001	MetroStars	W 4-2 (ST)	6,154	1-1-1	QTR	Victorine (21,33); Frye (56); Cienfuegos (98)
10/10/2001	at Chicago	T 1-1 (OT)	10,388	0-0-1	SEM	Hernandez (44)
10/13/2001	Chicago	W 1-0 (OT)	10,100	1-0-1	SEM	Vagenas (94)
10/17/2001	at Chicago	W 2-1 (OT)	13,444	2-0-1	SEM	Califf (44); Cienfuegos (98)
10/21/2001	San Jose	L 1-2 (OT)	21,626	0-1-0	FIN	Hernandez (21)
DATE	OPPONENT	RESULT	ATT.	W-L-T	RD.	GOALS:
09/25/2002	Kansas City	W 3-2 (OT)	14,585	1-0-0	QTR	Ruiz (62,99); Jones (85)
09/28/2002	at Kansas City	L 1-4	9,484	1-1-0	QTR	Albright (71)
10/02/2002	Kansas City	W 5-2	14,713	2-1-0	QTR	Ruiz (34,66); Jones (46,62); Tennyson (93)
10/05/2002	Colorado	W 4-0	24,742	1-0-0	SEM	Califf (21); Ruiz (24,84); Hendrickson (71)
10/09/2002	at Colorado	W 1-0	12,367	2-0-0	SEM	Ruiz (64)
10/20/2002	New England	W 1-0 (OT)	61,316	1-0-0	FIN	Ruiz (113)

2003 SAN JOSE EARTHQUAKES VS. LOS ANGELES GALAXY (1-1-2)

UNF	POS	PLAYER	GP	GS	MIN	G	A	PTS	SHT	SOG	BLK	FC	FS	OFF	CK	C	E	CP
13	M/F	Jamil Walker	2	0	70	2	0	4	5	3	0	2	3	0	0	0	0	0
10	FWD	Landon Donovan	2	2	160	1	0	2	7	3	0	4	3	0	0	1	0	4
14	FWD	Dwayne De Rosario	2	2	170	0	1	1	5	2	0	1	4	3	0	0	0	0
22	FWD*	Rodrigo Faria	2	2	164	0	1	1	6	1	0	4	5	1	0	0	0	0
9	M/F	Brian Mullan	4	4	380	0	1	1	6	2	0	9	11	2	0	1	0	0
7	MID	Ian Russell	3	3	224	0	1	1	1	0	0	5	5	3	0	0	0	0
12	DEF	Jeff Agoos	3	3	280	0	0	0	0	0	0	4	4	0	2	2	0	8
26	M/F	Arturo Alvarez	2	1	135	0	0	0	1	0	0	1	3	0	0	1	0	4
25	FWD	Brian Ching	1	1	90	0	0	0	1	0	0	4	2	2	0	0	0	0
5	M/D	Ramiro Corrales	2	2	146	0	0	0	5	1	0	7	2	0	0	0	0	0
19	DEF	Troy Dayak	3	2	225	0	0	0	0	0	0	4	2	0	0	1	0	4
17	DEF	Todd Dunivant	4	4	380	0	0	0	3	1	0	2	3	1	4	0	0	0
6	MID	Ronnie Ekelund	3	1	164	0	0	0	2	0	0	2	4	0	0	0	0	0
11	F/M	Manny Lagos	4	3	242	0	0	0	3	1	0	4	4	1	0	1	0	4
15	FWD	Roger Levesque	1	0	20	0	0	0	0	0	0	0	1	0	0	0	0	0
8	MID	Richard Mulrooney	4	4	380	0	0	0	8	4	0	4	10	0	18	0	0	0
18	GK	Pat Onstad	4	4	380	0	0	0	1	0	0	0	0	0	0	0	0	0
4	DEF	Chris Roner	3	3	290	0	0	0	1	0	0	3	1	0	0	0	0	0
16	DEF	Craig Wabel	3	3	232	0	0	0	2	2	0	8	1	0	0	0	1	0
Team totals			4	4	380	3	4	10	57	20	0	68	69	13	24	7	1	24
Opponent totals			4	4	380	5	9	19	59	25	0	69	67	10	29	6	0	8

GAME-WINNING GOALS: Landon Donovan 1
 GAME-WINNING ASSISTS: None
 PENALTY KICK GOALS/ATTEMPTS: Landon Donovan 1-1

UNF	POS	GOALKEEPER	GP	GS	MIN	SHTS	SV	C/P	GA	GAA	PG	PA	W	L	T	SO	RECORD
18	GK	Pat Onstad	4	4	380	26	21	14	5	1.18	0	0	1	1	2	1	0-0-2
Team totals			4	4	380	26	21	14	5	1.18	0	0	1	1	2	1	0-0-2
Opponent totals			4	4	380	20	17	12	3	0.71	1	1	1	1	2	1	0-0-2

2003 LOS ANGELES GALAXY VS. SAN JOSE EARTHQUAKES (1-1-2)

UNF	POS	PLAYER	GP	GS	MIN	G	A	PTS	SHT	SOG	BLK	FC	FS	OFF	CK	C	E	CP
15	FWD	Alejandro Moreno	4	2	218	3	1	7	7	4	0	3	6	0	0	0	0	0
12	MID	Simon Elliott	3	3	280	1	1	3	8	3	0	3	6	0	4	0	0	0
13	MID	Cobi Jones	3	3	260	0	2	2	1	0	0	1	1	1	14	0	0	0
20	FWD	Carlos Ruiz	4	4	325	0	2	2	14	8	0	5	6	8	0	0	0	0
11	MID	Sasha Victorine	3	3	252	1	0	2	6	3	0	7	5	0	1	1	0	4
23	DEF	Danny Califf	3	3	280	0	1	1	0	0	0	3	1	0	0	1	0	0
10	MID	Mauricio Cienfuegos	2	1	117	0	1	1	0	0	0	2	1	0	3	0	0	0
18	DEF	Hong Myung-Bo	3	3	274	0	1	1	2	0	0	2	5	0	7	0	0	0
5	M/F	Chris Albright	4	3	266	0	0	0	8	3	0	6	8	0	0	1	0	0
2	FWD*	Gavin Ginton	1	1	70	0	0	0	3	2	0	1	1	0	0	0	0	0
6	MID	Guillermo Gonzalez	1	0	3	0	0	0	0	0	0	0	0	0	0	0	0	0
22	GK	Kevin Hartman	4	4	364	0	0	0	0	0	0	0	0	0	0	0	0	0
17	M/D*	Ezra Hendrickson	2	2	190	0	0	0	2	0	0	5	0	0	0	0	0	0
30	DEF	Alexi Lalas	2	1	106	0	0	0	2	2	0	1	1	0	0	1	0	4
29	DEF	Ricky Lewis	3	1	183	0	0	0	0	0	0	2	3	0	0	0	0	0
14	DEF	Tyrone Marshall	4	4	380	0	0	0	1	0	0	17	4	1	0	0	0	0
26	MID	Jesus Ochoa	2	1	91	0	0	0	2	0	0	0	2	0	0	0	0	0
9	MID*	Alex Pineda Chacon	1	0	26	0	0	0	2	0	0	1	1	0	0	0	0	0
1	GK	Dan Popik	1	0	16	0	0	0	0	0	0	0	0	0	0	0	0	0
4	MID	Jose Retiz	1	0	19	0	0	0	0	0	0	2	5	0	0	0	0	0
21	FWD	Arturo Torres	2	2	190	0	0	0	2	1	0	5	3	0	0	1	0	0
8	MID	Peter Vagenas	3	3	270	0	0	0	0	0	0	3	4	0	0	1	0	0
Team totals			4	4	380	5	9	19	59	25	0	69	67	10	29	6	0	8
Opponent totals			4	4	380	3	4	10	57	20	0	68	69	13	24	7	1	24

GAME-WINNING GOALS: Alejandro Moreno 1
 GAME-WINNING ASSISTS: Hong Myung-Bo 1, Mauricio Cienfuegos 1
 PENALTY KICK GOALS/ATTEMPTS: None

UNF	POS	GOALKEEPER	GP	GS	MIN	SHTS	SV	C/P	GA	GAA	PG	PA	W	L	T	SO	RECORD
1	GK	Dan Popik	1	0	16	0	0	0	0	0.00	0	0	0	0	0	0	0-0-0
22	GK	Kevin Hartman	4	4	364	20	17	12	3	0.74	1	1	1	1	2	0	0-0-2
Team totals			4	4	380	20	17	12	3	0.71	1	1	1	1	2	1	0-0-2
Opponent totals			4	4	380	26	21	14	5	1.18	0	0	1	1	2	1	0-0-2

S.J. EARTHQUAKES CAREER STATISTICS VS. L.A. GALAXY

PLAYER	GP	GS	MIN	G	A	PTS
Ronald Cerritos	15	14	1286	4	6	14
Eric Wynalda	10	6	633	2	7	11
Landon Donovan	8	7	627	4	0	8
Lawrence Lozzano	5	4	343	3	2	8
Paul Bravo	4	4	360	3	0	6
Eddie Lewis	16	14	1278	1	4	6
John Doyle	19	19	1685	1	3	5
Jeff Baicher	12	8	643	2	0	4
Ian Russell	11	8	652	1	2	4
Jamil Walker	2	0	70	2	0	4
Dwayne De Rosario	6	4	369	1	1	3
Dominic Kinnear	4	3	277	1	1	3
Manny Lagos	10	9	782	1	1	3
Richard Mulrooney	14	12	1185	0	3	3
Wade Barrett	14	14	1268	0	2	2
Scott Bower	3	2	208	0	2	2
Dario Brose	8	3	351	1	0	2
Braeden Cloutier	7	5	419	1	0	2
Ramiro Corrales	12	9	813	0	2	2
Troy Dayak	10	9	782	1	0	2
Raul Diaz Arce	2	2	180	1	0	2
Ronnie Ekelund	8	6	614	0	2	2
Missael Espinoza	3	3	270	1	0	2
Richard Gough	3	3	270	1	0	2
Zak Ibsen	5	4	383	0	2	2
Victor Mella	5	3	313	1	0	2
Alejandro Sequeira	2	2	129	1	0	2
Mauricio Solis	4	4	344	1	0	2
Istvan Urbanyi	4	3	211	1	0	2
Martin Vasquez	4	4	360	0	2	2
Khodadad Azizi	4	4	341	0	1	1
Arnold Cruz	3	2	194	0	1	1
Rodrigo Faria	2	2	164	0	1	1
Henry Gutierrez	1	1	90	0	1	1
Daniel Guzman	1	1	90	0	1	1
Tim Martin	12	12	1058	0	1	1
Brian Mullan	4	4	380	0	1	1
Jeff Agoos	7	7	640	0	0	0
Arturo Alvarez	2	1	135	0	0	0
Devin Barclay	1	0	45	0	0	0
Mike Burns	2	2	180	0	0	0
Altimont Butler	2	1	104	0	0	0
Dan Calichman	2	2	180	0	0	0
Joe Cannon	10	10	910	0	0	0
Brian Ching	1	1	90	0	0	0
Jamie Clark	3	2	207	0	0	0
Jimmy Conrad	7	5	497	0	0	0
Abdul Thompson Conteh	4	4	359	0	0	0
Jon Conway	3	3	280	0	0	0
Oscar Draguicevich	2	0	47	0	0	0
Todd Dunivant	4	4	380	0	0	0
Ryan Edwards	1	0	8	0	0	0
Michael Emenalo	6	6	540	0	0	0
Justin Evans	2	1	123	0	0	0
Vicente Figueroa	2	1	108	0	0	0
Ariel Graziani	4	4	337	0	0	0
Rysehiem Henderson	1	0	52	0	0	0
Paul Holocher	1	1	72	0	0	0
Ben Iroha	5	4	305	0	0	0
Harut Karapetyan	6	5	398	0	0	0
Wojtek Krakowiak	2	0	34	0	0	0
David Kramer	7	7	630	0	0	0
Roger Levesque	1	0	20	0	0	0
Tom Liner	5	5	407	0	0	0
Joey Martinez	2	2	105	0	0	0
Shawn Medved	4	3	264	0	0	0
Alberto Montoya	1	1	59	0	0	0
Travis Mulraine	1	1	90	0	0	0

S.J. EARTHQUAKES CAREER STATISTICS VS. L.A. GALAXY (cont.)

PLAYER	GP	GS	MIN	G	A	PTS
Leighton O'Brien	1	0	14	0	0	0
Curt Onalfo	1	1	45	0	0	0
Pat Onstad	4	4	380	0	0	0
Eddie Robinson	4	3	336	0	0	0
Jorge Rodas	4	3	271	0	0	0
Chris Roner	3	3	290	0	0	0
Dave Salzwedel	2	1	133	0	0	0
Giovanni Savarese	1	1	90	0	0	0
Christopher Sullivan	1	0	9	0	0	0
Ryan Tinsley	6	6	527	0	0	0
Francisco Uribe	2	2	165	0	0	0
Craig Waibel	3	3	232	0	0	0
Tim Weaver	1	1	90	0	0	0
Mauricio Wright	5	5	460	0	0	0

Team totals	30	30	2740	36	49	121
Opponent totals	30	30	2740	48	61	157

GOALKEEPER	GP	MIN	SHTS	SV	GA	GAA
Pat Onstad	4	380	26	21	5	1.18
Dave Salzwedel	2	133	5	3	2	1.35
David Kramer	7	630	45	32	11	1.57
Joe Cannon	10	910	58	39	16	1.58
Jon Conway	3	280	21	16	5	1.61
Tom Liner	5	407	33	23	9	1.99

Team totals	30	2740	188	140	48	1.58
Opponent totals	30	2740	172	136	36	1.18

CURRENT SAN JOSE EARTHQUAKES PLAYERS CAREER STATISTICS VS. LOS ANGELES GALAXY

PLAYER	GP	GS	MIN	G	A	PTS
Landon Donovan	8	7	627	4	0	8
Manny Lagos	17	13	1188	2	1	5
Ian Russell	11	8	652	1	2	4
Jamil Walker	2	0	70	2	0	4
Dwayne De Rosario	6	4	369	1	1	3
Richard Mulrooney	14	12	1185	0	3	3
Jeff Agoos	21	20	1844	0	2	2
Ramiro Corrales	15	12	1038	0	2	2
Troy Dayak	10	9	782	1	0	2
Ronnie Ekelund	8	6	614	0	2	2
Rodrigo Faria	5	3	313	0	1	1
Brian Mullan	4	4	380	0	1	1
Arturo Alvarez	2	1	135	0	0	0
Brian Ching	1	1	90	0	0	0
Jon Conway	3	3	280	0	0	0
Todd Dunivant	4	4	380	0	0	0
Roger Levesque	1	0	20	0	0	0
Pat Onstad	4	4	380	0	0	0
Eddie Robinson	4	3	336	0	0	0
Chris Roner	3	3	290	0	0	0
Craig Waibel	3	3	232	0	0	0

Team totals	30	30	2740	36	49	121
Opponent totals	30	30	2740	48	61	157

GOALKEEPER	GP	MIN	SHTS	SV	GA	GAA
Pat Onstad	4	380	26	21	5	1.18
Jon Conway	3	280	21	16	5	1.61

Team totals	30	2740	188	140	48	1.58
Opponent totals	30	2740	172	136	36	1.18

L.A. GALAXY CAREER STATISTICS VS. S.J. EARTHQUAKES

PLAYER	GP	GS	MIN	G	A	PTS
Mauricio Cienfuegos	24	22	2029	4	12	20
Cobi Jones	26	25	2293	2	11	15
Simon Elliott	14	14	1290	4	4	12
Carlos Ruiz	8	8	685	4	2	10
Eduardo Hurtado	5	5	450	4	1	9
Jose Vasquez	5	3	248	4	0	8
Sasha Victorine	13	12	1094	3	2	8
Harut Karapetyan	9	7	536	2	3	7
Alejandro Moreno	4	2	218	3	1	7
Paul Caligiuri	15	13	1174	2	2	6
Martin Machon	7	6	531	2	1	5
Greg Vanney	18	17	1530	2	1	5
Welton	9	8	651	2	1	5
Seth George	3	1	89	2	0	4
Roy Myers	2	2	165	2	0	4
Chris Armas	7	7	580	1	1	3
Ezra Hendrickson	15	14	1262	0	3	3
Luis Hernandez	3	3	280	1	1	3
Zak Ibsen	8	5	426	1	1	3
Adam Frye	7	3	260	1	0	2
Clint Mathis	6	3	321	1	0	2
Danny Pena	14	12	1059	0	2	2
Sebastien Vorbe	3	0	70	1	0	2
Chris Albright	8	6	551	0	1	1
Danny Califf	12	10	939	0	1	1
Joe Franchino	7	3	339	0	1	1
Robin Fraser	13	13	1180	0	1	1
Gavin Glinton	3	2	145	0	1	1
Carlos Hermsillo	4	4	338	0	1	1
Alexi Lalas	6	5	447	0	1	1
Hong Myung-Bo	3	3	274	0	1	1
Arash Noamouz	3	3	242	0	1	1
Curt Onalfo	2	2	180	0	1	1
Mark Semioli	5	5	450	0	1	1
Peter Vagenas	10	10	862	0	1	1
Jose Botello	1	0	55	0	0	0
Dan Calichman	8	8	720	0	0	0
Jorge Campos	5	5	450	0	0	0
Brian Ching	1	1	45	0	0	0
John Garvey	2	1	108	0	0	0
Guillermo Gonzalez	1	0	3	0	0	0
Kevin Hartman	20	19	1763	0	0	0
Daniel Hernandez	3	1	113	0	0	0
Guillermo Jara	3	0	50	0	0	0
Steve Jolley	9	8	754	0	0	0
Brian Kelly	3	0	49	0	0	0
David Kramer	3	3	270	0	0	0
Gerardo Laterza	1	0	17	0	0	0
Ricky Lewis	3	1	183	0	0	0
Lawrence Lozzano	2	1	91	0	0	0
Tyrone Marshall	7	7	639	0	0	0
Manny Motajo	2	2	180	0	0	0
Brian Mullan	3	1	92	0	0	0
Jesus Ochoa	2	1	91	0	0	0
Alex Pineda Chacon	1	0	26	0	0	0
Ivan Polic	2	1	95	0	0	0
Dan Popik	1	0	16	0	0	0
Marvin Quijano	1	0	8	0	0	0
Ante Razov	1	1	90	0	0	0
Matt Reis	3	3	270	0	0	0
Jose Retiz	1	0	19	0	0	0
Jorge Salcedo	4	3	261	0	0	0
Wellington Sanchez	1	1	72	0	0	0
Andrew Shue	1	0	14	0	0	0

L.A. GALAXY CAREER STATISTICS VS. S.J. EARTHQUAKES (cont.)

PLAYER	GP	GS	MIN	G	A	PTS
Brian Taylor	1	0	22	0	0	0
Arturo Torres	2	2	190	0	0	0
Craig Waibel	2	1	113	0	0	0
Brad Wilson	2	1	59	0	0	0

Team totals	30	30	2740	48	61	157
Opponent totals	30	30	2740	36	49	121
GOALKEEPER	GP	MIN	SHTS	SV	GA	GAA
Dan Popik	1	16	0	0	0	0.00
Kevin Hartman	20	1763	108	91	16	0.82
Matt Reis	3	270	18	12	5	1.67
Jorge Campos	5	421	28	18	8	1.71
David Kramer	3	270	18	9	7	2.33

Team totals	30	2740	172	136	36	1.18
Opponent totals	30	2740	188	140	48	1.58

CURRENT L.A. GALAXY PLAYERS CAREER STATISTICS VS. S.J. EARTHQUAKES

PLAYER	GP	GS	MIN	G	A	PTS
Mauricio Cienfuegos	24	22	2029	4	12	20
Cobi Jones	26	25	2293	2	11	15
Simon Elliott	14	14	1290	4	4	12
Carlos Ruiz	8	8	685	4	2	10
Sasha Victorine	13	12	1094	3	2	8
Alejandro Moreno	4	2	218	3	1	7
Alexi Lalas	18	17	1527	2	1	5
Chris Albright	11	8	676	0	1	1
Danny Califf	12	10	939	0	1	1
Tyrone Marshall	11	11	1009	0	1	1
Antonio Martinez	8	6	525	0	1	1
Hong Myung-Bo	3	3	274	0	1	1
Diego Serna	9	8	744	0	1	1
Peter Vagenas	10	10	862	0	1	1
Paul Broome	8	6	497	0	0	0
Guillermo Gonzalez	1	0	3	0	0	0
Kevin Hartman	20	19	1763	0	0	0
Ricky Lewis	3	1	183	0	0	0
Jesus Ochoa	2	1	91	0	0	0
Dan Popik	1	0	16	0	0	0
Ryan Suarez	6	6	531	0	0	0
Arturo Torres	2	2	190	0	0	0

Team totals	30	30	2740	48	61	157
Opponent totals	30	30	2740	36	49	121
GOALKEEPER	GP	MIN	SHTS	SV	GA	GAA
Dan Popik	1	16	0	0	0	0.00
Kevin Hartman	20	1763	108	91	16	0.82

Team totals	30	2740	172	136	36	1.18
Opponent totals	30	2740	188	140	48	1.58

SAN JOSE EARTHQUAKES

TEMPORADA REGULAR

Con la ausencia del mejor artillero en 2002 (Ariel Graziani), el Arquero del Año 2002 (Joe Cannon), el zaguero de la Oncena Ideal Pepsi (Wade Barrett) y el mediocampista (Jimmy Conrad), pocos pensaron que el San Jose Earthquakes sería el primer club en clasificar a los Playoffs de la Copa MLS 2003. Pero el Earthquakes sobrepuso lesiones a jugadores claves y varias convocatorias de selección nacional para ganar la Conferencia por primera vez. El equipo demostró su química y su versatilidad al desarrollar un sistema rápido que los colocó de primero en la tabla del Oeste.

El técnico Frank Yallop fue la clave en hacer que el club creyeran en sí mismos, y los jugadores demostraron jugar fuerte a pesar de las adversidades y los cambios constantes a las alineaciones. Aparte de dos derrotas a sus rivales Colorado Rapids, los meses del verano permitieron que los Earthquakes sumaran ventaja en la Conferencia del Oeste cuando los Rapids estaban pasando por un buen momento y el Los Angeles Galaxy perdía puntos por el camino. San Jose continuó su labor de visita, hasta convertirse en el primer club en asegurarse una plaza a la postemporada el 30 de agosto.

LO QUE DICEN...

Los primeros 15 minutos del partido de San Jose Earthquakes lo dicen todo... si el contrario puede mantener el ataque del San Jose a un mínimo, frustran al club de San Jose... el club de Yallop trabaja bien de la energía especialmente por la presión sobre el balón... en Spartan Stadium se aprovechan del área reducido para sofocar al contrario... los jugadores de las bandas Brian Mullan (derecha) y Ramiro Corrales / Manny Lagos (izquierda) no solo cubren bastante área pero tienen habilidad y visión para poner los balones en profundidad.

NOTAS Y ESTADÍSTICAS

San Jose fue el mejor equipo de visita en la MLS en 2003 (7-3-5) con un record de temporada regular de siete victorias... los Quakes empataron sus nueve partidos en tiempo extra durante la temporada regular... una nueva marca sin permitir gol fue registrada el 10 de octubre contra Colorado, la décima de la temporada... el equipo sufrió una racha de 402 minutos sin gol entre el 27 de septiembre y 25 de octubre... San Jose casi no pierde cuando esta ganando el partido al medio tiempo, sumando el record de 35-0-4 desde el principio del año 2000... el delantero Dwayne DeRosario registro la marca del gol más rápido en la MLS a los once segundos el 27 de septiembre contra Dallas... Landon Donovan registro la primera tripleta de goles del club el 20 de septiembre contra Kansas City, que fue seguida por una de Dwayne DeRosario el 27 de septiembre contra Dallas... Richard Mulrooney sumo el mayor número de minutos jugados (11,504) para San Jose y partidos jugados (133) en 2003... los novatos Todd Dunivant y Jamil Walker ficharon el record en puntos sumados por un novato de los Quakes en una temporada (8 pts).

WCS: EARTHQUAKES v GALAXY

LOS ANGELES GALAXY

TEMPORADA REGULAR

El Los Angeles Galaxy regreso a ésta temporada con todos los jugadores con quien gano el campeonato de la Copa MLS 2002 además de claves refuerzos. Pero muy pocos hubieran adivinado que el club sufriría para volver a la postemporada en el 2003. La temporada resulto ser la peor en la historia del Galaxy (el numero de puntos y victorias mas bajo en su historia) y muchos creen que la mala temporada del Dallas fue lo que ayudo la clasificación del Galaxy.

Hasta la contratación veteranos Hong Myung Bo (Mejores Once FIFA 2002) y Alex Pineda Chacon (2001 Honda MVP) no ayudo a que el club sumara una victoria en los primeros ocho partidos de la temporada, jugados todos de visita mientras terminaban la construcción del estadio The Home Depot Center. Aparte del arquero Kevin Hartman, el resto de equipos vivió momentos de inestabilidad. El técnico Sigi Schmid trataba de descifrar el mediocampo con diferentes alineaciones, pero entonces lesiones y convocatorias complicaron las cosas a mediados de temporada.

Inauguraron el HDC el 7 de junio, y el club pudo registrar siete victorias en 14 partidos, pero todos en casa. Después la transferencia el 11 de julio trajo a Antonio "Chivas" Martinez, Ryan Suarez y Paul Broome a Carson, pero los cambios no dieron resultados. Al contrario, Martinez y Suarez se lesionaron. El Galaxy jugo su mejor partido en la victoria 3-0 el 18 de octubre contra San Jose, honrando el ultimo partido de Mauricio Cienfuegos en casa durante la temporada regular. Con el joven Arturo Torres por la banda derecha, el regreso de Sasha Victorine de lesión y el éxito de Alejandro Moreno, el Galaxy posiblemente esta listo para defender su titulo.

LO QUE DICEN...

Los clubes se dedicaron a marcar al delantero Carlos Ruiz, quien sumo 15 goles esta temporada... siete llegaron desde el punto de la pena máxima y tuvo que luchar por los otros ochos... el mediocampo tampoco produjo instancias que lo hubieran ayudado, pero los jugadores Arturo Torres y Sasha Victorine le han dado presencia al club por las bandas... de pronto este cambio beneficiara a Ruiz... el delantero venezolano Alejandro Moreno le ha quitado un poco de presión a Ruiz, además de aprovecharse de la libre marca para sumar unos cuantos goles... la defensa del Galaxy ha sobrevivido por el buen posicionamiento ya que no es muy rápida.

NOTAS Y ESTADÍSTICAS

El L.A. Galaxy arranco la temporada con ocho partidos de viaje... el club de Sigi Schmid es el único club que no ha permitido mas de dos goles en un partido todo el año... el capitán Cobi Jones ha jugado en todos los 36 partidos que el club ha jugado en postemporada en su historia... el equipo viajo mas millas que cualquier otro club esta temporada - mas de 75,000 - incluyendo un viaje de pretemporada a España y una visita a medias de temporada a Corea para la Copa de la Paz... el 20 de septiembre, Hartman se unió a dos otros arqueros en la historia de la MLS - Tony Meola y Zach Thornton - en registrar 40 o mas partidos sin permitir gol en una carrera... este año Cobi Jones (200) y Mauricio Cienfuegos (206), los únicos dos miembros originarios del Galaxy, se unieron a un grupo de 10 jugadores con por lo menos 200 partidos jugados en la MLS en una carrera... Carlos "El Pescadito" Ruiz se convirtió en el primer jugador en la historia de la MLS de liderar la Liga en goles por dos temporadas consecutivas (empatado con Taylor Twellman con 15 en 2003)... los 39 goles en la carrera de Ruiz con el Galaxy es la segunda mejor marca del club



SAN JOSE EARTHQUAKES



Yallop has not varied from his trusted 4-4-2 alignment - and on three occasions this season didn't make a substitution, while on another three he made only one. The first 15 minutes of a match determine whether the San Jose Earthquakes have come to play on any given night. If the opposition can prevent the Earthquakes from dictating the pace of the game with their trademark hectic pressing and sudden counters, San Jose will have a hard time reacting. Yallop's squad is a team that feeds off the energy created by its players' runs off the ball and constant pressing. The Earthquakes have learned to practice these tactics and suffocate and ambush their rivals most effectively in the tight, friendly confines of Spartan Stadium. These runs off the ball are a primary function of the squad's flank players as Brian Mullan (right) and Ramiro Corrales or Manny Lagos (left) do not only cover ground but they also have the skill and vision to thread the perfect pass. If the opposition can control the pace of a game with fouls, strong flank coverage and greater possession, the Earthquakes can be taken out of their element.

San Jose was the best road team in MLS in 2003 with a single-season club record of seven wins ... The 'Quakes tied all nine of their overtime matches during the regular season ... A new club mark for shutouts in a season was registered with the team's 10th clean sheet on Oct. 10 vs. COL ... The team suffered through a team record 412-minute scoreless streak between Sept. 27 and Oct. 25 ... San Jose is nearly unbeatable with a lead going 35-0-4 since the start of 2000 when leading at the half ... Forward Dwayne DeRosario set the all-time MLS record for the fastest goal from the start of a game when he scored after 11 seconds on Sept. 27 vs. DAL ... Landon Donovan netted the club's first ever hat trick on Sept. 20 vs. KC and that was followed by another from Dwayne De Rosario on Sept. 27 vs. DAL ... Richard Mulrooney became San Jose's all-time leader in minutes played (11,504) and games played (133) in 2003, surpassing former defender John Doyle in both categories ...

EARTHQUAKES GOALSCORERS - 2003

	MLS	USOC	CCC	TOT
Donovan	12		1	
Mullan	6			
Ching	6		1	
De Rosario	4			
Walker	4			
Lagos	3		2	
Agoos	2			
Roner	2			
Dunivant	1			
Ekelund	1			
Corrales	1			
Alvarez	1			
Robinson	1			

HEAD COACH: FRANK YALLOP (3rd season)

Upon arriving on the scene in San Jose just days before the 2001 SuperDraft, Frank Yallop overhauled a club which was coming off a club-worst 7-17-8 season and led the team to its first MLS Cup championship in his debut season, capturing Coach of the Year honors in the process. The former Canadian international (52 caps) supplied the Earthquakes with an on-field identity and distinct, compact playing style based on a high-pressure, quick-passing attacking game which is still its trademark today. San Jose has now advanced to the postseason in each of his three seasons at the helm after four consecutive years of missing the playoffs (1997-2000).

Yallop enjoyed a 20-year playing career which included successful stints in England (Ipswich Town) and MLS (1996-'98), where he became an All-Star with the Tampa Bay Mutiny (1997). Immediately following his playing career he assumed assistant coaching positions with Tampa Bay (1999) and D.C. United (2000) before being tabbed for the Earthquakes job. Recently rumored as a candidate for the vacant head coaching position with Canada's national team ahead of 2006 CONCACAF World Cup Qualifying, the 39-year-old Yallop may have completed his best coaching job yet in 2003 as the team endured absences to several key players.

**SAN JOSE EARTHQUAKES
 2003 SEASON REVIEW**

With the departure of the club's leading scorer in 2002 (Ariel Graziani), the 2002 Goalkeeper of the Year (Joe Cannon), its MLS Best XI left back (Wade Barrett) and regular right back (Jimmy Conrad), few would have predicted that the San Jose Earthquakes would become the first team to qualify for the 2003 MLS Cup Playoffs.

But the Earthquakes overcame injuries to key players and several national team call-ups on their way to their first ever Western Conference championship. The team showed off its chemistry, depth and versatility as it rode its trademark, fast-paced style to the No. 1 seed in the West.

The road win in the first match of the season in Denver unveiled the latest weapons brandished by these new-look Earthquakes as Brian Ching (after one minute) and rookie Todd Dunivant scored.

Despite a rare own goal by new goalkeeper Pat Onstad, which stunned San Jose in a 1-1 tie in the second game against Kansas City, the Earthquakes would reel off a 4-0-2 mark in their opening six matches, setting the tone for the season. Missing key pieces of the team like veterans Ronnie Ekelund, Troy Dayak and Dwayne DeRosario and enjoying only limited contributions from Ian Russell and Eddie Robinson due to injury, the squad saw superstar Landon Donovan answer the calling. His MVP-caliber season, his most productive in MLS, would lead to Player of the Month honors for April and September.

The team was brought down to earth by a 4-1 home thrashing on May 31 at the hands of the Chicago Fire on national television and that was followed up by another 1-0 defeat against Columbus. But although the injuries began to add up and the team lost Donovan for a stretch due to FIFA Confederations Cup duty, Head Coach Frank Yallop was able to shuffle the squad to piece together another six-game undefeated stretch (2-0-4), led by several players who unexpectedly stepped up their game.

Among the heroes during the run were: Brian Mullan (two goals and two assists during the stretch), 17-year-old Arturo Alvarez (game-winning goal vs. Dallas on June 14), rookie Jamil Walker (game-tying goal at Los Angeles on June 18 and game-winner vs. Columbus on June 21), second-year player Chris Roner (played every minute of the six games) and Manny Lagos, who even played forward for the depleted Quakes.

Yallop was the glue to the squad and the belief he injected into the players showed on the field as they battled hard as a unit despite the adversity and the onus of constant lineup changes every weekend.

Except for two losses to the rival Colorado Rapids, the summer months allowed the Earthquakes to build their lead in the Western Conference as the Rapids were just kicking off their strong second half of the season and the defending champion Los Angeles Galaxy were dropping points along the way.

San Jose continued to play strong away from home, where the team registered a 3-0-2 record in July and August on its way to

WCS: EARTHQUAKES v GALAXY

registering the League's best record away from home. Their road warrior mentality was evident in the 4-4 tie at the MetroStars on July 2 when the Quakes came from behind three times including on a thrilling 92nd minute added time equalizer from Donovan. The team became the first to secure a spot in the postseason on August 30.

In yet another setback, newcomer Brian Ching (six goals) ruptured his Achilles tendon on Aug. 16 in New England but as a testament to the depth of the squad, it coincided with the return from a knee ligament tear of Canadian international DeRosario. The MLS Cup 2001 MVP would figure prominently in a nine-goal Earthquakes scoring barrage over two weekends in September.

Donovan netted the club's first ever hat trick in a 4-1 road win in Kansas City and DeRosario matched the feat a week later on Sept. 27 with three goals in a 5-2 triumph over Dallas at Spartan Stadium.

However, the grind of the season appeared to begin catching up with San Jose in October as the wins became hard to come by (0-2-2) and the team failed to play an inspired brand of soccer.

The Quakes would also learn that they would be facing California rivals and defending champions, the No. 4 seeded Los Angeles Galaxy, in the first round of the MLS Cup Playoffs. That two-game series, however, was preceded by their traditional home-and-home series against L.A. to close out the regular season, which kicked off with a resounding 3-0 Galaxy win which served to revive Los Angeles.

Regardless of the results in the postseason, 2003 will go down as a successful season for San Jose and Yallop, who continues to be connected to the vacant job at the helm of the Canadian National Team.



SAN JOSE EARTHQUAKES-2003 REGULAR SEASON INDIVIDUAL STATS

UNF	POS	PLAYER	GP	GS	MIN	G	A	PTS	SHT	SOG	BLK	FC	FS	OFF	CK	C	E
10	FWD	Landon Donovan	22	21	1882	12	6	30	53	30	0	30	38	6	4	4	0
9	M/F	Brian Mullan	30	30	2723	6	9	21	38	19	0	57	54	15	0	6	0
25	FWD	Brian Ching	15	14	1235	6	2	14	39	17	0	31	44	13	1	0	0
14	FWD	Dwayne De Rosario	11	6	686	4	3	11	20	8	0	12	10	13	1	0	0
11	F/M	Manny Lagos	27	17	1545	3	5	11	33	12	0	22	25	8	0	3	1
17	DEF	Todd Dunivant	30	30	2778	1	6	8	19	11	2	17	18	2	43	2	0
13	M/F	Jamil Walker	19	0	365	4	0	8	18	13	1	11	8	5	0	1	0
8	MID	Richard Mulrooney	25	25	2330	0	7	7	24	7	1	29	54	1	64	2	0
12	DEF	Jeff Agoos	28	28	2593	2	2	6	17	4	1	21	25	0	46	6	0
4	DEF	Chris Roner	23	21	1939	2	2	6	16	8	0	26	15	0	0	2	0
6	MID	Ronnie Ekelund	22	17	1457	1	3	5	15	5	2	38	18	1	6	5	0
7	MID	Ian Russell	18	16	1339	0	5	5	14	5	0	30	18	10	1	3	0
5	M/D	Ramiro Corrales	25	24	2080	1	2	4	39	14	0	45	26	0	1	6	1
26	M/F	Arturo Alvarez	15	5	655	1	1	3	6	2	0	17	11	0	0	2	0
2	DEF	Eddie Robinson	13	13	1121	1	1	3	5	3	1	27	17	0	0	2	0
16	DEF	Craig Waibel	24	22	1991	0	2	2	9	4	0	47	9	0	0	7	1
22	FWD*	Rodrigo Faria	4	3	249	0	1	1	8	1	0	6	8	3	0	0	0
1	GK	Jon Conway	3	3	280	0	0	0	0	0	0	0	0	0	0	0	0
19	DEF	Troy Dayak	9	8	785	0	0	0	2	0	0	10	4	0	0	2	0
15	FWD	Roger Levesque	3	0	43	0	0	0	0	0	0	0	1	0	0	0	0
18	GK	Pat Onstad	27	27	2510	0	0	0	2	1	0	0	6	0	0	0	0
		Own-goals received															1
		Team totals	30	30	2790	45	57	147	377	164	8	476	420	77	167	53	3
		Opponent totals	30	30	2790	35	39	109	367	155	3	429	456	70	164	47	4

GAME-WINNING GOALS: Landon Donovan 5, Jamil Walker 1, Eddie Robinson 1, Brian Mullan 1
 Manny Lagos 1, Todd Dunivant 1, Ramiro Corrales 1, Brian Ching 1
 Arturo Alvarez 1

GAME-WINNING ASSISTS: Richard Mulrooney 3, Ian Russell 2, Brian Mullan 2, Manny Lagos 2
 Ronnie Ekelund 2, Landon Donovan 2, Brian Ching 2, Chris Roner 1
 Todd Dunivant 1, Dwayne De Rosario 1

PENALTY KICK GOALS/ATTEMPTS: Landon Donovan 1-1, Jeff Agoos 1-1

SAN JOSE EARTHQUAKES-INDIVIDUAL GOALKEEPING

UNF	POS	GOALKEEPER	GP	GS	MIN	SHTS	SV	C/P	GA	GAA	PG	PA	W	L	T	SO	RECORD
18	GK	Pat Onstad	27	27	2510	138	103	117	29	1.04	1	1	14	5	8	9	0-0-8
1	GK	Jon Conway	3	3	280	18	11	10	6	1.93	0	0	0	2	1	1	0-0-1
		Team totals	30	30	2790	156	122	127	35	1.13	1	1	14	7	9	10	0-0-9
		Opponent totals	30	30	2790	164	120	84	45	1.45	2	2	7	14	9	8	0-0-9

*Indicates individual played with other teams in 2003. Only San Jose Earthquakes statistics listed here.

SAN JOSE EARTHQUAKES- INDIVIDUAL GAME HIGHS

PTS:	6	Landon Donovan	09/20/2003	at	KC	W	4-1
	6	Dwayne De Rosario	09/27/2003	vs.	DAL	W	5-2
G:	3	Landon Donovan	09/20/2003	at	KC	W	4-1
	3	Dwayne De Rosario	09/27/2003	vs.	DAL	W	5-2
A:	2	Manny Lagos	05/17/2003	vs.	CLB	W	4-3
	2	Richard Mulrooney	07/02/2003	at	MET	T	4-4
	2	Craig Waibel	07/02/2003	at	MET	T	4-4
	2	Ramiro Corrales	09/20/2003	at	KC	W	4-1
SV:	10	Pat Onstad	06/18/2003	at	LA	T	1-1
GA:	4	Jon Conway	05/31/2003	vs.	CHI	L	1-4
	4	Pat Onstad	07/02/2003	at	MET	T	4-4

SAN JOSE EARTHQUAKES-TEAM GAME HIGHS

G:	5	09/27/2003	vs.	DAL	W	5-2
SHT:	18	04/19/2003	vs.	KC	T	1-1
	18	05/17/2003	vs.	CLB	W	4-3
SOG:	10	04/19/2003	vs.	KC	T	1-1
SHTS:	11	06/18/2003	at	LA	T	1-1
GA:	4	05/31/2003	vs.	CHI	L	1-4
	4	07/02/2003	at	MET	T	4-4

SAN JOSE EARTHQUAKES – 2003 POSTSEASON SQUAD

No.	Player	Pos.	Ht.	Wt.	Birthdate	Joined Club	Last Club	International 'A'
1	Jon Conway	GK	6-6	215	05/06/1977	2000	Rutgers Univ.	
<i>The preseason starter saw those plans go up in smoke due to a broken right ankle which relegated him to backup role.</i>								
2	Eddie Robinson	DF	6-1	195	06/19/1978	2002	North Carolina Univ.	
<i>Injury-plagued season saw him make only 13 starts, with two right hamstring strains followed by a season-ending left MCL sprain.</i>								
4	Chris Roner	DF	6-1	185	03/04/1980	2002	Univ. California	
<i>Revelation forced into the starting lineup. Scored in his first MLS start on May 31 and made most of his appearances at right back.</i>								
5	Ramiro Corrales	MD	6-0	180	03/12/1977	2001	MetroStars (MLS)	
<i>Despite nagging injuries, Corrales continued to be a most dependable and versatile player, manning every midfield role as necessary.</i>								
6	Ronnie Ekelund	MD	6-0	180	08/21/1972	2001	Walsall (England)	
<i>Vital midfield cog in dictating the temp of the game missed six games due to right ankle surgery and made gradual return to form.</i>								
7	Ian Russell	MD	5-10	170	08/30/1975	2000	Seattle Sounders (USL)	
<i>Right flank midfielder endured his second consecutive injury-riddled season missing 11 matches.</i>								
8	Richard Mulrooney	MD	5-9	160	11/03/1976	1999	Creighton Univ.	USA 12/0
<i>Again a fixture in the center of the park, displaying the vision, experience and guile which make him indispensable.</i>								
9	Brian Mullan	MD	5-8	150	04/23/1978	2003	Los Angeles (MLS)	
<i>Started every game and led club in assists. Played at forward, right midfield and even a pair of matches at right back.</i>								
10	Landon Donovan	FW	5-9	155	03/04/1982	2001	Bayer Leverkusen (Ger)	USA 44/14
<i>His most productive season in MLS despite missing time due to U.S. National Team duty. Player of the Month for April and September.</i>								
11	Manny Lagos	MD	6-0	165	06/11/1971	2001	Tampa Bay (MLS)	USA 3/0
<i>Veteran who made the fewest number of starts in any of his three seasons with the 'Quakes.</i>								
12	Jeff Agoos	DF	5-10	175	05/02/1968	2001	D.C. United (MLS)	USA 134/4
<i>Captain and central defender offered valuable leadership to an ever-changing back line during 2003</i>								
13	Jamil Walker	FW	5-11	165	04/21/1981	2003	Santa Clara Univ.	
<i>Rookie forward provided depth and speed. Scored several key goals off the bench and set new team rookie goal-scoring mark.</i>								
14	Dwayne De Rosario	FW	5-11	164	05/15/1978	2001	Richmond Kickers (USL)	Canada 17/3
<i>A torn lateral collateral ligament suffered in preseason postponed the productive Canadian international's debut until Aug. 8.</i>								
15	Roger Levesque	FW	6-2	174	01/22/1981	2003	Stanford Univ.	
<i>Rookie who suffered a torn ACL in January. Transferred to A-League's Seattle Sounders, then was re-signed on Sept. 24.</i>								
16	Craig Waibel	DF	6-2	195	08/21/1975	2003	Los Angeles (MLS)	
<i>For the most part a regular, playing most of his matches at right back with occasional appearances at central defender.</i>								
17	Todd Dunivant	DF	6-0	174	12/26/1980	2003	Stanford Univ.	
<i>Rookie of the Year candidate who replaced one-time Best XI left back Wade Barrett, while leading the team in minutes played.</i>								
18	Pat Onstad	GK	6-4	220	01/13/1968	2003	Rochester Rhinos (USL)	Canada 38/0
<i>Canadian international acquired after Conway's ankle injury. Set a new club record with his ninth shutout on Aug. 24.</i>								
19	Troy Dayak	DF	5-11	175	01/21/1971	1996	Bay Area Seals (USL)	USA 9/0
<i>Several injuries (meniscus tear, sports hernia, thigh contusion) limited this central defender's contributions to just eight starts.</i>								
22	Rodrigo Faria	FW	6-1	150	02/24/1977	2003	MetroStars (MLS)	
<i>Father's death saw him return to his native Brazil for an extended period. Acquired from Chicago, made first San Jose start on Oct. 5.</i>								
25	Brian Ching	FW	6-1	195	05/24/1978	2003	Seattle Sounders (USL)	
<i>Provided a new dimension to the 'Quakes attack with his size but a ruptured Achilles tendon on Aug. 16 ended his season</i>								
26	Arturo Alvarez	MD	5-9	145	06/28/1985	2003	U.S. U-18	
<i>Left-footed 17-year-old rookie showed personality, creativity and vision as a flank player coming off the bench in his debut season.</i>								
30	Josh Saunders	GK	6-4	210	03/02/1981	2003	Univ. California	
<i>Rookie goalkeeper loaned to the A-League's Portland Timbers on June 24, returning in September.</i>								

Head Coach: Frank Yallop



SAN JOSE EARTHQUAKES - 2003

SAN JOSE EARTHQUAKES - GAME-BY-GAME

#	Player	1	2	3	4	5	6	7	8	9	10	11	12	13	14	15	16	17	18	19	20	21	22	23	24	25	26	27	28	29	30						
1	Jon Conway	COL KC	LA	NE	CHI	CLB	DAL	LA	CLB	LA	1-1	1-1	2-1	0-0	4-4	0-0	0-2	2-1	3-0	1-0	3-0	1-1	1-0	1-2	2-1	4-1	5-2	0-2	0-0	0-3	1-1						
2	Eddie Robinson	2-1	1-1	1-0	2-0	0-0	4-3	1-4	0-1	2-1	1-1	2-1	0-0	4-4	0-0	0-2	2-1	3-0	1-0	3-0	1-1	1-0	1-2	2-1	1-2	4-1	5-2	0-2	0-0	0-3	1-1						
4	Chris Roner	90M	00M	90M	00M	90M	00M	90M	00M	90M	00M	90M	00M	90M	00M	90M	00M	90M	00M	90M	00M	90M	00M	90M	00M	90M	00M	90M	00M	90M	00M	90M	00M				
5	Ramiro Corrales	45																																			
6	Ronnie Ekelund	90M	00M	90M	00M	90M	00M	90M	00M	90M	00M	90M	00M	90M	00M	90M	00M	90M	00M	90M	00M	90M	00M	90M	00M	90M	00M	90M	00M	90M	00M	90M	00M	90M	00M		
7	Ian Russell	90M	00M	90M	00M	90M	00M	90M	00M	90M	00M	90M	00M	90M	00M	90M	00M	90M	00M	90M	00M	90M	00M	90M	00M	90M	00M	90M	00M	90M	00M	90M	00M	90M	00M		
8	Richard Mulrooney	90M	00M	90M	00M	90M	00M	90M	00M	90M	00M	90M	00M	90M	00M	90M	00M	90M	00M	90M	00M	90M	00M	90M	00M	90M	00M	90M	00M	90M	00M	90M	00M	90M	00M		
9	Brian Mullan	45F	00F	90F	90F	90F	90F	90F	90F	90F	90F	90F	90F	90F	90F	90F	90F	90F	90F	90F	90F	90F	90F	90F	90F	90F	90F	90F	90F	90F	90F	90F	90F	90F	90F		
10	Landon Donovan	90M	85M	90M	90M	84M	90M	90M	87F	84F	61F	57F	26	29	90F	74F	90F	5	12	18	17	31F	25	24	21	84M	26	65M									
11	Manny Legos	90D	00D	90D	00D	90D	00D	90D	00D	90D	00D	90D	00D	90D	00D	90D	00D	90D	00D	90D	00D	90D	00D	90D	00D	90D	00D	90D	00D	90D	00D	90D	00D	90D	00D		
12	Jeff Agoos	45																																			
13	Jamil Walker	90G																																			
14	Dwayne De Rosario	37D																																			
15	Roger Levesque	90M	90M	90D	90D	90D	90D	90D	90D	90D	90D	90D	90D	90D	90D	90D	90D	90D	90D	90D	90D	90D	90D	90D	90D	90D	90D	90D	90D	90D	90D	90D	90D	90D	90D	90D	
16	Craig Waibel	90M	00M	90M	00M	90M	00M	90M	00M	90M	00M	90M	00M	90M	00M	90M	00M	90M	00M	90M	00M	90M	00M	90M	00M	90M	00M	90M	00M	90M	00M	90M	00M	90M	00M	90M	00M
17	Todd Dunivant	90G	00G	90G	00G	90G	00G	90G	00G	90G	00G	90G	00G	90G	00G	90G	00G	90G	00G	90G	00G	90G	00G	90G	00G	90G	00G	90G	00G	90G	00G	90G	00G	90G	00G	90G	00G
18	Pat Onstad	90D	00D	90D	00D	90D	00D	90D	00D	90D	00D	90D	00D	90D	00D	90D	00D	90D	00D	90D	00D	90D	00D	90D	00D	90D	00D	90D	00D	90D	00D	90D	00D	90D	00D	90D	00D
19	Troy Dayak	90D	00D	90D	00D	90D	00D	90D	00D	90D	00D	90D	00D	90D	00D	90D	00D	90D	00D	90D	00D	90D	00D	90D	00D	90D	00D	90D	00D	90D	00D	90D	00D	90D	00D	90D	00D
22	Rodrigo Faria	90D	00F	90F	90F	90F	90F	90F	90F	90F	90F	90F	90F	90F	90F	90F	90F	90F	90F	90F	90F	90F	90F	90F	90F	90F	90F	90F	90F	90F	90F	90F	90F	90F	90F	90F	
25	Brian Ching	15																																			
26	Arturo Alvarez	90D	00F	90F	90F	90F	90F	90F	90F	90F	90F	90F	90F	90F	90F	90F	90F	90F	90F	90F	90F	90F	90F	90F	90F	90F	90F	90F	90F	90F	90F	90F	90F	90F	90F	90F	

"00" = 100 minutes played
 F/M/D/G = starting position

Played for other teams:
 Rodrigo Faria played 330 minutes for CHI

SAN JOSE EARTHQUAKES - GAME-BY-GAME LOG

Game #	Date	Opponent	Result	Score	Notes
Game #1	04/12/2003	SJ 2 at COL 1	W	1-0	Ching (1); Duniivant (22)
Game #2	04/19/2003	SJ 1 vs KC 1	T (20T)	1-1	Mullan (81)
Game #3	04/26/2003	SJ 1 vs LA 0	W	1-0	Donovan (54 pen)
Game #4	05/03/2003	SJ 2 at NE 0	W	1-0	o.g. (Llamasa) (42); Ching (56)
Game #5	05/10/2003	SJ 0 at CHI 0	T (20T)	0-0	
Game #6	05/17/2003	SJ 4 vs CLB 3	W	1-0	Mullan (30); Ching (49); Agoos (67); Donovan (87)
Game #7	05/31/2003	SJ 1 vs CHI 4	L	4-1	Roner (59)
Game #8	06/07/2003	SJ 0 at CLB 1	L	1-0	
Game #9	06/14/2003	SJ 2 at DAL 1	W	1-0	Mullan (49); Alvarez (87)
Game #10	06/18/2003	SJ 1 at LA 1	T (20T)	1-1	Walker (63)
Game #11	06/21/2003	SJ 2 vs CLB 1	W	1-0	Mullan (43); Walker (77)
Game #12	06/28/2003	SJ 0 vs KC 0	T (20T)	0-0	
Game #13	07/02/2003	SJ 4 at MET 4	T (20T)	4-4	Ching (15,34); Lagos (78); Donovan (90)
Game #14	07/05/2003	SJ 0 vs CHI 0	T (20T)	0-0	
Game #15	07/12/2003	SJ 0 vs COL 2	L	2-0	
Game #16	07/19/2003	SJ 2 at DC 1	W	1-0	Roner (38); Lagos (54)
Game #17	07/26/2003	SJ 3 vs DAL 0	W	3-0	Mullan (25); Lagos (37); Agoos (90 pen)
Game #18	08/08/2003	SJ 1 at KC 0	W	1-0	Donovan (23)
Game #19	08/13/2003	SJ 3 at DAL 0	W	3-0	Ching (11); Donovan (23,44)
Game #20	08/16/2003	SJ 1 at NE 1	T (20T)	1-1	Ekelund (23)
Game #21	08/24/2003	SJ 1 vs DC 0	W	1-0	Corrales (80)
Game #22	08/30/2003	SJ 1 vs COL 2	L	2-1	Mullan (59)
Game #23	09/07/2003	SJ 2 vs NE 1	W	1-0	De Rosario (42); Donovan (52)
Game #24	09/13/2003	SJ 1 at DC 2	L	2-1	Walker (80)
Game #25	09/20/2003	SJ 4 at KC 1	W	1-0	Donovan (26,70,90); Robinson (54)
Game #26	09/27/2003	SJ 5 vs DAL 2	W	2-0	De Rosario (1,11,48); Donovan (24,35)
Game #27	10/05/2003	SJ 0 vs MET 2	L	2-0	
Game #28	10/10/2003	SJ 0 at COL 0	T (20T)	0-0	
Game #29	10/18/2003	SJ 0 at LA 3	L	3-0	
Game #30	10/25/2003	SJ 1 vs LA 1	T (20T)	1-1	Walker (80)

ALL-TIME SAN JOSE CLASH/EARTHQUAKES POSTSEASON STATISTICS

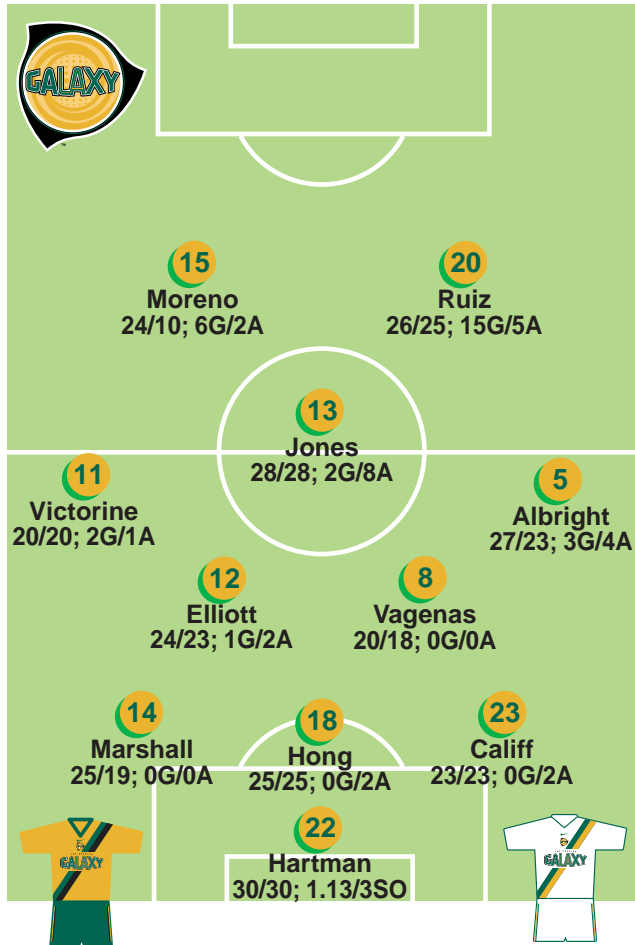
UNF	POS	PLAYER	GP	GS	MIN	G	A	PTS	SHT	SOG	BLK	FC	FS	OFF	CK	C	E
10	FWD	Landon Donovan	8	8	715	6	3	15	20	14	1	10	28	6	8	2	0
11	FWD	Manny Lagos	7	7	550	3	3	9	10	6	0	11	14	3	2	0	0
24	DEF	Wade Barrett	8	8	718	0	4	4	2	0	0	5	5	0	0	1	0
14	FWD	Dwayne De Rosario	6	1	155	2	0	4	4	3	0	2	5	3	0	0	0
19	DEF	Troy Dayak	6	6	550	1	1	3	7	2	1	8	3	1	0	0	0
20	FWD	Ariel Graziani	2	2	180	1	1	3	4	3	0	4	3	5	0	0	0
8	MID	Richard Mulrooney	6	6	550	0	3	3	11	2	0	6	13	0	33	1	0
7	MID	Ian Russell	8	8	601	1	1	3	6	3	0	5	12	2	0	1	0
15	FWD	Junior Agogo	3	3	205	0	2	2	4	3	0	5	7	7	0	0	0
20	FWD	Ronald Cerritos	6	3	315	1	0	2	10	5	0	10	1	3	0	1	0
6	MID	Ronnie Ekelund	8	7	647	0	2	2	10	5	0	17	6	0	0	1	0
4	DEF	Tayt Ianni	3	3	252	1	0	2	1	1	0	6	2	0	0	0	0
12	DEF	Jeff Agoos	8	8	730	0	1	1	3	0	0	6	6	0	0	2	0
5	MID	Ramiro Corrales	9	4	465	0	1	1	9	4	0	4	7	1	5	2	0
22	MID	Zak Ibsen	6	2	147	0	1	1	0	0	0	5	2	0	1	2	1
11	FWD	Eric Wynalda	2	2	177	0	1	1	3	3	0	3	8	5	10	2	1
8	MID	Jeff Baicher	3	0	66	0	0	0	3	2	0	2	1	0	0	0	0
13	FWD	Devin Barclay	1	0	6	0	0	0	0	0	0	0	0	0	0	0	0
9	MID	Scott Bower	2	0	24	0	0	0	0	0	0	2	1	0	0	0	0
9	MID	Paul Bravo	3	3	270	0	0	0	4	0	0	1	3	3	0	0	0
27	MID	Dario Brose	1	0	6	0	0	0	1	1	0	1	0	0	0	0	0
15	MID	Altimont Butler	2	1	92	0	0	0	1	1	0	0	0	1	0	0	0
1	GK	Joe Cannon	8	8	730	0	0	0	0	0	0	0	0	0	0	0	0
17	DEF	Jimmy Conrad	6	6	550	0	0	0	1	0	0	13	5	0	0	2	0
3	DEF	John Doyle	3	3	270	0	0	0	2	1	0	6	7	0	0	0	0
5	DEF	Oscar Draguicevich	2	2	177	0	0	0	1	1	0	4	4	1	0	1	1
5	DEF	Michael Emenalo	3	3	270	0	0	0	5	2	0	6	1	0	0	1	0
7	FWD	Missael Espinoza	3	3	250	0	0	0	7	3	0	6	6	5	3	1	0
26	MID	Paul Holocher	1	0	18	0	0	0	0	0	0	0	0	0	0	0	0
6	MID	Ben Iroha	3	3	239	0	0	0	4	0	0	9	1	0	3	1	0
21	MID	Eddie Lewis	3	0	80	0	0	0	0	0	0	0	2	0	8	0	0
17	DEF	Tim Martin	3	3	270	0	0	0	0	0	0	0	1	0	0	0	0
2	M/D	Eddie Robinson	2	2	180	0	0	0	3	0	0	6	2	0	0	1	0
23	MID	Jorge Rodas	3	3	205	0	0	0	5	3	0	4	5	0	1	1	0
1	GK	Dave Salzwedel	3	3	270	0	0	0	0	0	0	0	1	0	0	0	0
		Team totals	11	11	1000	16	24	56	141	68	2	167	168	46	74	23	3
		Opponent totals	11	11	1000	11	14	36	126	59	4	168	167	38	61	18	4

SAN JOSE CLASH/EARTHQUAKES INDIVIDUAL GOALKEEPING

UNF	POS	GOALKEEPER	GP	GS	MIN	SHTS	SV	C/P	GA	GAA	PG	PA	W	L	T	SO	RECORD
1	GK	Joe Cannon	8	8	730	37	28	28	7	0.86	1	1	5	3	0	3	2-0-0
1	GK	Dave Salzwedel	3	3	270	22	18	15	4	1.33	1	1	1	2	0	1	0-0-0
		Team totals	11	11	1000	59	48	43	11	0.99	2	2	6	5	0	4	2-0-0
		Opponent totals	11	11	1000	68	52	37	16	1.44	0	0	5	6	0	3	0-2-0



LOS ANGELES GALAXY



Schmid has tried to find the right formula all season, but eventually settled on a back three centered by Hong Myung-Bo, with Sasha Victorine and Chris Albright as box-to-box flank players, and Cobi Jones in behind the front two as almost a third forward. As the season wound down, Arturo Torres started to make his presence felt on the right flank as well. Although he collected 15 goals on the season, forward Carlos Ruiz netted seven penalty kicks and had to sweat the other eight. Forward Alejandro Moreno has become a hard-working complement to Ruiz and has helped alleviate the pressure on "El Pescadito" who has had to practically operate solo on several occasions this year. The Los Angeles defense has often succeeded in making up for its lack of speed with strong positioning and anticipation skills but the Galaxy's three-man back line can be exposed on by quick transition play. In the end, however, it will not be airtight defense that wins games for the Galaxy but everything will hinge on how well the team can supply and support its most deadly weapon - Ruiz.

Sigi Schmid's team is the only squad in MLS which has not allowed more than two goals in any game all year ... Cobi Jones has played in all 36 matches the team has played in its postseason history ... The team traveled more miles than any other team in the League - more than 75,000 - during the 2003 campaign, including a preseason trip to Spain and a midseason visit to Korea for the Peace Cup ... On Sept. 20 Hartman joined only two other goalkeepers in MLS history - Tony Meola and Zach Thornton - in registering 40 or more career shutouts ... This year Cobi Jones (200) and Mauricio Cienfuegos (206), the only two remaining original Galaxy members, joined an elite group of 10 players with at least 200 career MLS appearances ... The Galaxy had never failed to register double-digit victories in a season before 2003 ... Carlos Ruiz became the first player to lead MLS in goals for two consecutive seasons ... He also led the League in fouls committed both years ... The Galaxy have advanced past the first round of the MLS Cup Playoffs in all but one of their seven seasons.

GALAXY GOALSCORERS - 2003

	MLS	USOC	CCC	TOT
Ruiz	15	3	1	19
Moreno	6	3		9
Albright	3		1	4
Serna	3			3
Lalas	1		2	3
Jones	2			2
Martinez	1	1		2
Victorine	2			2
Torres		2		2
Elliott	1			1
Glinton	1			1
Broome		1		1
Pineda Chacon			1	1

HEAD COACH: SIGI SCHMID (5th season)

On March 28, 2003 the MLS Cup Champion Los Angeles Galaxy signed Head Coach Sigi Schmid to a new multi-year contract. The extension was well-deserved as the former UCLA head coach led the Galaxy to an MLS Cup title (2002), a U.S. Open Cup championship (2001) and runner-up finish (2002), the MLS Supporters' Shield (2002), three MLS Cup appearances (1999, 2001, 2002) and a CONCACAF Champions Cup trophy (2000), all since taking over as the club's third full-time head coach on April 22, 1999.

In 2003, his fifth season at the helm of the Galaxy, the 50-year-old Schmid experienced perhaps his most challenging year as the team endured the worst season in club history. However, one of the highlights of the season for the long-time Los Angeles soccer community leader and former 1994 World Cup U.S. assistant coach was the opening of the state-of-the-art Home Depot Center near the neighborhood where he grew up.

Despite the difficulties, at the end of the regular season the team would preserve its perfect record of MLS Cup Playoff appearances as the 1999 Coach of the Year leads the Galaxy into its eighth postseason as the winningest coach in playoff history (14-4-3). Los Angeles is the only team to advance to every postseason in League history.

**LOS ANGELES GALAXY
 2003 SEASON REVIEW**

With the Los Angeles Galaxy returning every player who appeared in the MLS Cup 2002 championship victory over the New England Revolution and adding significant reinforcements, few would have projected the defending champions to back into the postseason as they did in 2003.

The season proved to be the worst in Galaxy history (fewest wins and points in club history) and if it was not for Dallas' subpar season the Galaxy may have had a more difficult time clinching a playoff berth as they did on Sept. 27 (in a home loss).

Even the preseason additions of veteran internationals Hong Myung-Bo (2002 FIFA World Cup Best XI) and Alex Pineda Chacon (2001 Honda MVP) could not help the team earn a single win on its League record eight-game road trip to start the season.

While the finishing touches were being applied for the highly anticipated opening of The Home Depot Center back home in Carson, the Galaxy mustered a 0-4-4 record to kick off the campaign on a road swing characterized by uninspired play. Despite featuring Carlos Ruiz, the 2002 Honda MVP on the strength of 24 goals, the Galaxy only scored five times in its opening eight matches including not more than one in any single game.

Aside from the strong play of goalkeeper Kevin Hartman, the entire team experienced a period of flux in every sector of the field in 2003. The back line, criticized for its lack of pure speed, had to adjust to the insertion of 34-year-old Hong, who had started the season at defensive midfield.

Midfield proved to be a problem area all season as Head Coach Sigi Schmid attempted to seek the right combination of players. Some of the mutations involved: the move of Hong from defensive midfield to center back, the loss of Peter Vagenas to injury (nine games), the benching of veteran playmaker Mauricio Cienfuegos (first five matches), the absence due to a fractured hip of Sasha Victorine (nine matches) and the loss of Simon Elliott to international duty (five matches).

With Alex Pineda Chacon failing to find a place at either midfield or forward, Ruiz was often forced to create his own opportunities up top as the midfield provided little in terms of service. Losses in both legs of a CONCACAF Champions Cup quarterfinal series against Mexico's Necaxa in April did little to help morale.

At the high point of the season the Galaxy experienced an emotional outburst in the inaugural game at The Home Depot Center on June 7. MLS' latest soccer-specific stadium erupted and so did the Galaxy as Ruiz scored the two goals which gave Los Angeles its first victory of the season over the Colorado Rapids.

With their triumphant return home and 14 of the following 22 matches set for the Home Depot Center, it seemed like all was back to normal in Galaxy camp. The team would in fact reel off seven victories in its next 14 matches but all the wins came at home and the problems in attack and on the road would not disappear in 2003.

A shakeup occurred in a blockbuster trade with the Dallas Burn on July 11 which brought Antonio Martinez, Ryan Suarez and Paul Broome to The Home Depot Center but the transaction did not provide immediate dividends especially due to long-term injuries suffered by both Martinez and Suarez. Pineda Chacon was also eventually transferred to Columbus on July 31.

And in the same month, an already tired team took to the road again as the Galaxy competed in the Peace Cup in Korea, compiling a loss and two ties against the likes of Nacional, PSV Eindhoven and 1860 Munich.

Although the club put together one of the best home records in MLS (9-3-3) the Galaxy concluded the season winning just two of their last eight League matches and became the first team in League history to finish winless on the road (0-9-6). Two September losses against the Kansas City Wizards kept the Galaxy anchored in the fourth seed in the Western Conference.

That positioning presented the 'inviting' prospect of facing California rivals and No. 1 seed San Jose Earthquakes in the first round, which was to be preceded by a home-and-home to close out the regular season. The Galaxy made their case in the final two matches with a resounding 3-0 home win and a 1-1 road tie against the Western Conference champs.

The Galaxy, U.S. Open Cup semifinalists despite their struggles, played perhaps their best match of the year in that rejuvenating 3-0 Oct. 18 victory against the Quakes in the game that marked Cienfuegos' last regular season appearance at home before his retirement at the end of the season.

The insertion of 22-year-old developmental player Arturo Torres as the right wide midfielder, the return of Victorine from injury and the breakout season of forward Alejandro Moreno (two goals against San Jose on Oct. 18) now has the Galaxy upbeat heading into the postseason.



LOS ANGELES GALAXY-2003 REGULAR SEASON INDIVIDUAL STATS

UNF	POS	PLAYER	GP	GS	MIN	G	A	PTS	SHT	SOG	BLK	FC	FS	OFF	CK	C	E
20	FWD	Carlos Ruiz	26	25	2331	15	5	35	84	51	0	76	87	46	0	7	1
15	FWD	Alejandro Moreno	24	10	1117	6	2	14	19	12	0	22	40	8	0	1	0
13	MID	Cobi Jones	28	28	2574	2	8	12	34	8	0	21	65	7	129	4	0
5	M/F	Chris Albright	27	23	1966	3	4	10	48	24	0	56	38	4	0	5	0
17	FWD	Diego Serna	10	8	660	3	2	8	8	5	0	14	14	1	3	1	0
11	MID	Sasha Victorine	20	20	1797	2	1	5	30	17	0	25	23	1	1	3	0
12	MID	Simon Elliott	24	23	2141	1	2	4	39	16	0	25	25	1	17	1	0
2	FWD*	Gavin Ginton	9	4	399	1	1	3	12	8	0	4	9	5	0	0	0
30	DEF	Alexi Lalas	22	19	1760	1	1	3	11	5	2	32	13	2	0	4	0
23	DEF	Danny Califf	23	23	2162	0	2	2	13	5	1	38	17	0	0	3	0
10	MID	Mauricio Cienfuegos	20	15	1344	0	2	2	13	6	0	14	21	1	5	3	1
7	MID*	Antonio Martinez	4	3	212	1	0	2	2	1	0	3	4	1	0	0	0
18	DEF	Hong Myung-Bo	25	25	2296	0	2	2	7	0	0	27	17	0	7	4	0
22	GK	Kevin Hartman	30	30	2796	0	1	1	0	0	0	0	3	0	0	0	0
7	FWD	Isaias Bardales Jr.	1	0	21	0	0	0	0	0	0	2	0	0	0	0	0
4	DEF*	Paul Broome	4	2	186	0	0	0	0	0	0	2	1	1	0	0	0
19	FWD	Herculez Gomez	1	0	5	0	0	0	0	0	0	0	0	0	0	0	0
6	MID	Guillermo Gonzalez	6	1	129	0	0	0	2	1	0	0	2	0	8	0	0
17	M/D*	Ezra Hendrickson	12	10	938	0	0	0	12	3	1	17	3	0	0	2	1
29	DEF	Ricky Lewis	13	7	798	0	0	0	0	0	1	10	10	1	0	1	0
14	DEF	Tyrone Marshall	25	19	1882	0	0	0	9	0	1	47	21	1	0	6	0
26	MID	Jesus Ochoa	10	7	571	0	0	0	5	0	0	3	10	0	3	0	0
9	MID*	Alex Pineda Chacon	6	4	378	0	0	0	7	3	0	2	6	4	0	0	0
1	GK	Dan Popik	1	0	16	0	0	0	0	0	0	0	0	0	0	0	0
4	MID	Jose Retiz	5	0	111	0	0	0	0	0	0	5	10	0	0	2	0
2	DEF*	Ryan Suarez	3	3	246	0	0	0	0	0	0	7	1	0	0	1	0
21	FWD	Arturo Torres	9	3	335	0	0	0	6	4	0	11	5	0	0	1	0
8	MID	Peter Vagenas	20	18	1724	0	0	0	7	3	0	31	23	1	0	3	0
		Team totals	30	30	2812	35	33	103	367	171	6	494	479	85	173	52	3
		Opponent totals	30	30	2812	35	34	104	434	190	10	496	479	86	146	64	3

GAME-WINNING GOALS: Carlos Ruiz 5, Alejandro Moreno 2, Sasha Victorine 1, Alexi Lalas 1
 GAME-WINNING ASSISTS: Hong Myung-Bo 2, Diego Serna 1, Alejandro Moreno 1, Cobi Jones 1
 Simon Elliott 1, Mauricio Cienfuegos 1, Danny Califf 1, Chris Albright 1
 PENALTY KICK GOALS/ATTEMPTS: Carlos Ruiz 7-8

LOS ANGELES GALAXY-INDIVIDUAL GOALKEEPING

UNF	POS	GOALKEEPER	GP	GS	MIN	SHTS	SV	C/P	GA	GAA	PG	PA	W	L	T	SO	RECORD
1	GK	Dan Popik	1	0	16	0	0	0	0	0.00	0	0	0	0	0	0	0-0-0
22	GK	Kevin Hartman	30	30	2796	190	149	81	35	1.13	3	4	9	12	9	3	2-1-9
		Team totals	30	30	2812	190	155	81	35	1.12	3	4	9	12	9	4	2-1-9
		Opponent totals	30	30	2812	172	137	108	35	1.12	7	8	12	9	9	8	1-2-9

*Indicates individual played with other teams in 2003. Only Los Angeles Galaxy statistics listed here.

LOS ANGELES GALAXY- INDIVIDUAL GAME HIGHS

PTS: 5	Carlos Ruiz	08/09/2003	vs. CLB	W 3-1
5	Alejandro Moreno	10/18/2003	vs. SJ	W 3-0
G:	2 Carlos Ruiz	06/07/2003	vs. COL	W 2-0
2	Chris Albright	06/25/2003	at COL	T 2-2
2	Carlos Ruiz	08/09/2003	vs. CLB	W 3-1
2	Carlos Ruiz	08/23/2003	vs. NE	W 2-1
2	Alejandro Moreno	10/18/2003	vs. SJ	W 3-0
A:	2 Carlos Ruiz	10/18/2003	vs. SJ	W 3-0
SV: 11	Kevin Hartman	08/20/2003	at CHI	L 0-1
GA:	2 Kevin Hartman	ON NINE OCCASIONS		

LOS ANGELES GALAXY-TEAM GAME HIGHS

G:	3	06/28/2003	vs. DAL	W 3-0
	3	08/09/2003	vs. CLB	W 3-1
	3	10/18/2003	vs. SJ	W 3-0
SHT:	21	06/18/2003	vs. SJ	T 1-1
SOG:	12	08/09/2003	vs. CLB	W 3-1
	12	08/30/2003	vs. DAL	W 2-1
SHTS:	13	08/20/2003	at CHI	L 0-1
GA:	2	ON NINE OCCASIONS		

LOS ANGELES GALAXY – 2003 POSTSEASON SQUAD

No. Player	Pos.	Ht.	Wt.	Birthdate	Joined Club	Last Club	International 'A'
1 Dan Popik	GK	6-3	200	03/23/1979	2003	Milwaukee Rampage (USL)	
<i>Backup goalkeeper who made his MLS debut on October 18 in the 74th minute of a 3-0 win vs. San Jose.</i>							
2 Ryan Suarez	DF	6-2	185	07/28/1977	2003	San Jose State Univ.	USA 1/0
<i>Key piece of the July 11 trade with Dallas, a strained right hamstring and strained lower back limit his contribution to just three starts.</i>							
3 Scot Thompson	DF	6-0	180	02/11/1981	2003	UCLA	
<i>A torn left ACL suffered during training on March 26, kept the developmental player on the sidelines for the entire season.</i>							
4 Paul Broome	DF	5-9	150	06/06/1976	2003	Southern Methodist Univ.	
<i>After joining the Galaxy from Dallas, saw only limited action at midfield, making just four appearances in the team's final 14 games.</i>							
5 Chris Albright	MD	6-1	185	01/14/1979	2002	D.C. United (MLS)	USA 7/1
<i>Registered his highest point total and his most appearances while operating mostly on the right flank. Seven points came in two games.</i>							
6 Guillermo Gonzalez	MD	5-11	145	01/04/1986	2003	U.S. U-17	
<i>Playmaking midfielder and heir apparent to Cienfuegos who made his MLS debut on June 21 and his first start on Oct. 11.</i>							
7 Antonio Martinez	MD	5-7	140	07/09/1977	2003	Cal State Univ.-Fullerton	
<i>Carson native acquired in the July 11 trade. Scored in first game in front of his hometown crowd but knee injury ended his season.</i>							
8 Peter Vagenas	MD	5-8	160	02/06/1978	2000	UCLA	USA 2/0
<i>Abdominal strain forced him to go 12 games in between starts in the middle of the season, as he only gradually returned to form.</i>							
10 Mauricio Cienfuegos	MD	5-6	143	02/12/1968	1996	Luis Angel Firpo (El Sal.)	El Salvador 68/
<i>In his final season before retiring, Galaxy original was largely relegated to a reserve role but started six of the team's last eight matches.</i>							
11 Sasha Victorine	MD	6-2	170	02/03/1978	2000	UCLA	USA 4/1
<i>Hard-working left-sided midfielder experienced a fractured hip in an Aug. 16 game but made his return on Oct. 18.</i>							
12 Simon Elliott	MD	6-0	185	06/10/1974	1999	Boston Bulldogs (USL)	New Zealand 48/8
<i>Missed four matches with New Zealand at the Confederations Cup but otherwise a fixture in a holding midfield role.</i>							
13 Cobi Jones	MD	5-7	145	06/16/1970	1996	Vasco da Gama (Brazil)	USA 160/14
<i>Captain and team leader found it difficult to leave his imprint on the side; despite 28 starts his 12 points in 2003 were a career low.</i>							
14 Tyrone Marshall	DF	6-2	190	11/12/1974	2002	Miami (MLS)	Jamaica
<i>Regular at international level with Jamaica, a fixture at the start for Schmid but injuries and national team duty left in-and-out of the side.</i>							
15 Alejandro Moreno	FW	5-9	170	07/08/1979	2002	UNC-Greensboro	
<i>Former developmental player finished second in team scoring behind Ruiz and received his call-up to represent Venezuela.</i>							
17 Diego Serna	FW	5-10	175	10/02/1973	2003	Independiente (Colombia)	
<i>Acquired from New England Aug. 8, scored in his first two games but a sprained left knee lessened his impact.</i>							
18 Hong Myung-Bo	DF	6-0	161	02/12/1969	2003	Pohang Steelers (S. Korea)	South Korea 135/9
<i>Struggled to find a role at first, started at holding midfield before moving to center back. Attracted a Korean following in every stadium.</i>							
19 Herculez Gomez	FW	5-10	145	04/06/1982	2003	San Diego Gauchos (USL)	
<i>Developmental player who appeared only five minutes, also hampered by a fractured right fifth metatarsal.</i>							
20 Carlos Ruiz	FW	5-9	170	09/15/1979	2002	CSD Municipal (Guatemala)	Guatemala 40/15
<i>For stretches the All-Star MVP carried the team. He showed 24-goal season in '02 was no fluke with another Golden Boot.</i>							
21 Arturo Torres	FW	6-1	165	12/11/1980	2003	Loyola Marymount Univ.	
<i>Made his MLS debut on Aug. 9 and his incorporation as a starter on the right flank revived an uninspired midfield corps.</i>							
22 Kevin Hartman	GK	6-1	185	05/25/1974	1997	UCLA	USA 1/0
<i>The bright spot on the club in 2003 led MLS in saves (149) while still compiling a solid GAA on the strength of spectacular saves.</i>							
23 Danny Califf	DF	6-0	180	03/17/1980	2000	Univ. Maryland	USA 11/0
<i>A regular call-up for the U.S. national team during the summer, he still registered 23 starts for the Galaxy back line.</i>							
26 Jesus Ochoa	MD	5-11	170	10/12/1981	2002	Portland Timbers (USL)	
<i>Developmental player who again had a difficult time breaking into the team, filling in for Elliott during the FIFA Confederations Cup.</i>							
29 Ricky Lewis	DF	6-0	170	05/29/1982	2003	Clemson Univ.	
<i>Speedy U.S. Under-23 defender put out strong performances as a reserve despite showing signs of inexperience in his rookie season.</i>							
30 Alexi Lalas	DF	6-3	210	06/01/1970	2001	Kansas City (MLS)	USA 96/9
<i>At times held the Galaxy back line together, especially with the absences of Califf and Marshall and with Hong in midfield.</i>							

Head Coach: Sigi Schmid



LOS ANGELES GALAXY - 2003

LOS ANGELES GALAXY - GAME-BY-GAME

#	Player	1	2	3	4	5	6	7	8	9	10	11	12	13	14	15	16	17	18	19	20	21	22	23	24	25	26	27	28	29	30				
1	Dan Popik	CLB	DAL	MET	SJ	NE	DAL	KC	COL	COL	KC	SJ	MET	COL	DAL	NE	COL	CLB	CLB	MET	CHI	NE	DAL	DC	CHI	DC	KC	CHI	KC	SJ	SJ				
2	Gavin Ginton	1-1	1-1	1-1	0-1	0-2	1-1	1-2	0-1	2-0	2-1	1-1	0-1	2-2	3-0	2-2	0-1	2-1	3-1	1-1	0-1	2-1	2-1	1-2	0-2	1-0	1-2	0-2	1-2	3-0	1-1				
3	Ryan Suarez	27	64F	67F	65F	16	3	70M	19	68												98D	90D			58D									
4	Paul Broome																					26	10				55M	95M							
5	Jose Retiz	79M	65M	72F	2	22	23	25	17	74F	90F	74F	71F	89M	82M	69F	90M	90M	89M	00M	88M	88M	68M	90M	74M	90M	74F	90M	20	00M					
6	Chris Albright																																		
7	Guillermo Gonzalez																																		
8	Antonio Martinez																																		
9	Isaias Bardales Jr.	21																																	
10	Peter Vagenas	00M	00M	00M	90M																														
11	Alex Pineda Chacon																																		
12	Mauricio Cienfuegos																																		
13	Sasha Victorine	00M	00M	00M	90M	90M	90M	83M	87M																										
14	Simon Elliott	00M	00M	00M	90M	90M	36																												
15	Cobi Jones	00F	00F	00M	90M	90M	00M	90M	90M	00F	90M	00F	90M	00F	74F	00F	90F	83M	90M	00M	90M	98M	90M	90M	90M	90M	90M	90M	90M	90M	90M	90M	90M	90M	90M
16	Tyrone Marshall	00D	00D	00D	90D	73D	00D	90D	80D	11	00D	90D	00D	00D																					
17	Alejandro Moreno	26	35	18	63F	10	1	30	76F	90F	00M	90F	31	60F	10	6	32	19	22	29	77F	90M													
18	Ezra Hendrickson	00M	00D	90M	90D	63M																													
19	Diego Serna	00M	00D	84D	88M	78M	90M	90D	79D																										
20	Hong Myung-Bo																																		
21	Herculez Gomez	00F	00F	00F	90F	90F	00F	90F																											
22	Carlos Ruiz	00G	00G	00G	90G	90G	00G	90G	90G	90G	00G	90G	00G	90G	00G	00G	90G	90G	90G	00G	98G	90G	90G	90G	90G	90G	90G	90G	90G	90G	90G	90G	90G	90G	90G
23	Arturo Torres	00D	00D	00D	90D	90D	00D	90D	90D	90D	90D	90D	90D	90D	90D	90D	90D	90D	90D	90D	90D	90D	90D	90D	90D	90D	90D	90D	90D	90D	90D	90D	90D	90D	90D
24	Kevin Hartman																																		
25	Danny Califf																																		
26	Jesus Ochoa																																		
27	Ricky Lewis																																		
28	Alexi Lalas	00D	00D	6	90D	00D	90D	10	90D	00D	90D	00D	90D	00D	90D	00D	90D	81D	64D	90D															

"00" = 100 minutes played
 F/M/D/G = starting position

Played for other teams:
 Ryan Suarez played 1110 minutes for DAL
 Paul Broome played 563 minutes for DAL
 Antonio Martinez played 564 minutes for DAL

LOS ANGELES GALAXY – GAME-BY-GAME LOG

Game #1	04/05/2003	LA 1 at CLB 1	T (20T)	Ruiz (63)
Game #2	04/12/2003	LA 1 at DAL 1	T (20T)	Ruiz (30)
Game #3	04/19/2003	LA 1 at MET 1	T (20T)	Jones (20)
Game #4	04/26/2003	LA 0 at SJ 1	L	
Game #5	05/10/2003	LA 0 at NE 2	L	
Game #6	05/17/2003	LA 1 at DAL 1	T (20T)	Glinton (43)
Game #7	05/24/2003	LA 1 at KC 2	L	Ruiz (75)
Game #8	05/31/2003	LA 0 at COL 1	L	
Game #9	06/07/2003	LA 2 vs COL 0	W	Ruiz (50,90 pen)
Game #10	06/14/2003	LA 2 vs KC 1	W	Jones (54); Ruiz (73 pen)
Game #11	06/18/2003	LA 1 vs SJ 1	T (20T)	Victorine (21)
Game #12	06/21/2003	LA 0 at MET 1	L	
Game #13	06/25/2003	LA 2 at COL 2	T (20T)	Albright (66,70)
Game #14	06/28/2003	LA 3 vs DAL 0	W	Victorine (20); Albright (60); Ruiz (63 pen)
Game #15	07/04/2003	LA 2 vs NE 2	T (20T)	Ruiz (28 pen); Moreno (60)
Game #16	07/09/2003	LA 0 vs COL 1	L	
Game #17	07/30/2003	LA 2 vs CLB 1	W	Martinez (44); Lalas (52)
Game #18	08/09/2003	LA 3 vs CLB 1	W	Ruiz (68 pen,86); Serna (89)
Game #19	08/16/2003	LA 1 vs MET 1	T (20T)	Serna (13)
Game #20	08/20/2003	LA 0 at CHI 1	L	
Game #21	08/23/2003	LA 2 vs NE 1	W (20T)	Ruiz (22,98)
Game #22	08/30/2003	LA 2 vs DAL 1	W	Ruiz (50 pen); Moreno (90)
Game #23	09/06/2003	LA 1 at DC 2	L	Serna (51)
Game #24	09/13/2003	LA 0 vs CHI 2	L	
Game #25	09/20/2003	LA 1 vs DC 0	W (20T)	Ruiz (99)
Game #26	09/27/2003	LA 1 vs KC 2	L	Moreno (5)
Game #27	10/04/2003	LA 0 at CHI 2	L	
Game #28	10/11/2003	LA 1 at KC 2	L (OT)	Ruiz (67 pen)
Game #29	10/18/2003	LA 3 vs SJ 0	W	Moreno (6,35); Elliott (61)
Game #30	10/25/2003	LA 1 at SJ 1	T (20T)	Moreno (56)

ALL-TIME LOS ANGELES GALAXY POSTSEASON STATISTICS

UNF	POS	PLAYER	GP	GS	MIN	G	A	PTS	SHT	SOG	BLK	FC	FS	OFF	CK	C	E
10	MID	Mauricio Cienfuegos	34	34	2986	7	14	28	51	24	1	48	68	9	40	5	0
13	MID	Cobi Jones	36	35	3244	6	11	23	61	28	0	46	96	16	80	6	0
20	FWD	Carlos Ruiz	6	6	567	8	2	18	34	19	0	13	30	13	0	2	0
17	DEF	Ezra Hendrickson	29	25	2362	5	3	13	22	11	1	44	16	3	0	3	0
3	MID	Greg Vanney	26	25	2238	5	3	13	21	10	1	40	18	0	31	4	1
27	FWD	Carlos Hermsillo	9	9	750	5	1	11	16	10	0	23	12	10	0	0	0
15	FWD	Luis Hernandez	10	8	808	3	5	11	21	13	0	27	19	23	1	4	0
6	DEF	Danny Pena	12	12	992	4	0	8	15	5	0	16	11	0	0	6	0
11	MID	Sasha Victorine	15	14	1300	3	2	8	20	9	0	23	36	2	0	0	0
23	DEF	Danny Califf	14	13	1262	3	0	6	12	6	0	36	10	0	0	1	1
12	MID	Simon Elliott	23	19	1806	0	6	6	29	6	1	16	21	1	19	4	1
29	FWD	Eduardo Hurtado	7	6	589	3	0	6	14	11	0	18	15	6	0	2	0
20	DEF	Paul Caligiuri	23	23	2022	2	1	5	8	5	0	25	29	1	0	5	1
14	MID	Chris Armas	8	8	724	2	0	4	10	4	3	15	16	1	1	1	0
11	FWD	Welton	6	4	389	1	2	4	12	5	0	6	8	3	2	0	0
21	M/F	Roy Myers	6	6	466	0	4	4	7	1	0	15	12	2	0	1	0
5	FWD	Chris Albright	5	2	241	1	1	3	5	4	0	7	1	1	0	0	0
4	DEF	Adam Frye	11	5	568	1	1	3	10	7	0	11	18	4	0	1	0
5	MID	Martin Machon	6	6	507	0	3	3	4	2	0	9	7	0	14	1	0
14	M/F	Clint Mathis	9	6	558	1	1	3	13	5	0	20	10	4	0	0	0
8	MID	Peter Vagenas	10	8	831	1	1	3	3	1	1	10	11	2	0	0	0
16	DEF	Joe Franchino	7	4	351	1	0	2	1	1	1	9	6	0	0	3	0
4	DEF	Robin Fraser	21	21	1832	1	0	2	6	2	1	17	10	0	0	2	0
5	MID	Brian Kelly	4	4	298	1	0	2	9	3	0	5	1	3	0	0	0
30	DEF	Alexi Lalas	10	7	650	0	2	2	2	1	0	10	3	1	0	2	0
14	FWD	Tyrone Marshall	6	6	572	0	2	2	3	1	0	13	7	0	0	0	0
2	MID	McKinley Tennyson	2	0	5	1	0	2	1	1	0	1	1	0	0	0	0
9	GK	Jorge Campos	6	6	544	0	1	1	1	1	1	0	0	2	0	0	0
22	GK	Kevin Hartman	30	30	2746	0	1	1	0	0	0	1	7	0	0	0	0
5	DEF	Steve Jolley	6	4	435	0	1	1	2	1	0	5	6	0	0	0	0
15	FWD	Alejandro Moreno	5	4	305	0	1	1	5	1	0	7	16	3	0	0	0
9	FWD	Brian Mullan	8	1	184	0	1	1	3	3	0	2	3	2	0	0	0
25	FWD	Ante Razov	5	4	251	0	1	1	6	2	0	7	3	3	0	0	0
6	MID	Craig Waibel	5	2	245	0	1	1	2	0	0	5	1	0	0	1	0
6	DEF	Dan Calichman	8	7	594	0	0	0	1	1	0	5	3	0	0	4	0
9	FWD	Brian Ching	2	0	6	0	0	0	0	0	0	1	0	0	0	0	0
21	FWD	John Garvey	1	0	6	0	0	0	0	0	0	0	1	0	0	0	0
9	FWD	Seth George	1	0	3	0	0	0	0	0	0	0	0	0	0	0	0
23	MID	Daniel Hernandez	1	0	18	0	0	0	0	0	0	0	0	0	0	0	0
7	MID	Zak Ibsen	9	4	379	0	0	0	5	2	0	10	6	0	0	0	0
12	MID	Guillermo Jara	1	0	12	0	0	0	0	0	0	0	0	1	1	0	0
11	FWD	Harut Karapetyan	8	5	478	0	0	0	15	6	0	8	7	0	8	0	0
1	GK	David Kramer	3	0	72	0	0	0	0	0	0	0	0	0	0	0	0
19	DEF	Arash Noamouz	3	2	158	0	0	0	0	0	0	5	3	0	0	1	0
20	DEF	Curt Onalfo	3	1	150	0	0	0	0	0	0	5	1	0	0	1	0
25	FWD	Marvin Quijano	2	0	26	0	0	0	0	0	0	1	0	2	0	0	0
1	GK	Matt Reis	1	0	51	0	0	0	0	0	0	0	0	0	0	0	0
6	MID	Jorge Salcedo	7	5	474	0	0	0	4	0	0	5	9	0	0	1	0
7	MID	Wellington Sanchez	3	0	68	0	0	0	3	1	0	1	4	1	6	0	0
3	DEF	Mark Semioli	5	5	406	0	0	0	1	0	0	4	8	1	0	1	0
16	MID	Brian Taylor	1	0	8	0	0	0	0	0	0	0	1	0	0	0	0
17	DEF	Jose Vasquez	1	0	23	0	0	0	2	0	0	2	1	0	0	0	0
26	MID	Sebastien Vorbe	3	0	31	0	0	0	0	0	0	3	0	1	0	0	0
8	DEF	Brad Wilson	1	0	2	0	0	0	0	0	0	0	0	0	0	0	0
		Team totals	36	36	3357	65	72	202	460	213	11	600	597	121	203	62	4
		Opponent totals	36	36	3357	44	49	137	455	185	10	597	600	109	198	79	4

LOS ANGELES GALAXY INDIVIDUAL GOALKEEPING

UNF	POS	GOALKEEPER	GP	GS	MIN	SHTS	SV	C/P	GA	GAA	PG	PA	W	L	T	SO	RECORD
1	GK	David Kramer	3	0	72	3	2	0	0	0.00	0	0	2	0	0	1	0-0-0
1	GK	Matt Reis	1	0	51	0	0	2	0	0.00	0	0	1	0	0	1	0-0-0
9	GK	Jorge Campos	6	6	544	35	25	12	6	0.99	0	0	2	2	0	1	0-1-0
22	GK	Kevin Hartman	30	30	2746	147	103	81	38	1.25	2	3	16	10	3	8	5-1-3
		Team totals	36	36	3357	185	141	95	44	1.18	2	3	21	12	3	11	5-2-3
		Opponent totals	36	36	3357	213	148	122	65	1.74	5	6	12	21	3	7	2-5-3

2003 WIZARDS v RAPIDS LEAGUE BOXSCORES

July 04, 2003 -- Invesco Field at Mile High:

COLORADO RAPIDS 3, KANSAS CITY WIZARDS 2 (HT: 1-1)

KC -- Preki 8 (Eric Quill 3, Igor Simutenkov 3) 23

COL -- John Spencer 6 (penalty kick) 44

COL -- Mark Chung 4 (Wes Hart 1) 77

KC -- Stephen Armstrong 1 (Preki 7) 91+

COL -- Mark Chung 5 (Chris Carrieri 2) 92+

A stoppage-time goal from Mark Chung maintained Colorado Rapids' terrific Independence Day record with a 3-2 victory against Kansas City Wizards. Preki had given the visitors the lead midway through the first half (23), but just before the break John Spencer pulled Colorado level, converting with authority from the penalty spot after a handball in the box. Chung gave Colorado the lead with a fine shot from outside the area, but Stephen Armstrong beat Rapids' keeper Scott Garlick from a tight angle off a restart just into stoppage time to again level terms. But Colorado raced to the other end, and again Chung hit a low drive from outside the area, giving Rapids their seventh victory in eight home matches on Independence Day, the third successive year Colorado has drawn better than 60,000 for their Independence Day match.

RAPIDS (4-4-2): Scott Garlick -- Wes Hart, Nat Borchers, Robin Fraser, Ritchie Kotschau -- Zach Kingsley (Chris Henderson 46), Pablo Mastroeni, Seth Trembly (Kyle Beckerman 80), Mark Chung -- Chris Carrieri, John Spencer.

TOTAL SHOTS: 22 (Mark Chung 6, John Spencer 6); SHOTS ON GOAL: 9 (John Spencer 4); FOULS: 14 (Seth Trembly 5); OFFSIDES: 3 (John Spencer 2); CORNER KICKS: 9 (Mark Chung 7); SAVES: 2 (Scott Garlick 2)

WIZARDS (4-4-1-1): Tony Meola -- Chris Klein, Alex Zotinca, Jimmy Conrad, Stephen Armstrong -- Igor Simutenkov, Kerry Zavagnin, Diego Gutierrez (Dario Fabbro 87), Eric Quill -- Preki -- Josh Wolff (Chris Brown 31).

TOTAL SHOTS: 5 (Stephen Armstrong 2); SHOTS ON GOAL: 4 (Stephen Armstrong 2); FOULS: 18 (Diego Gutierrez 4); OFFSIDES: 3 (3 tied with 1); CORNER KICKS: 4 (Preki 4); SAVES: 6 (Tony Meola 4)

Misconduct Summary:

KC -- Diego Gutierrez (caution; Tackle from Behind) 19

COL -- Ritchie Kotschau (caution; Reckless Foul) 36

COL -- Seth Trembly (caution; Persistent Infringement) 54

KC -- Kerry Zavagnin (caution; Reckless Foul) 67

Referee: Terry Vaughn

Referee's Assistants: -Chip Reed; Jose Corro

4th Official: David Simon

Attendance: 60,142

August 22, 2003 -- Arrowhead Stadium:

COLORADO RAPIDS 2, KANSAS CITY WIZARDS 2 (aet) (HT: 2-1)

KC -- Davy Arnaud 2 (Preki 12) 1

COL -- Chris Henderson 1 (John Spencer 2, Pablo Mastroeni 1) 29

COL -- John Spencer 10 (Wes Hart 2) 41

KC -- Preki 10 (penalty kick) 93+

Colorado Rapids and Kansas City Wizards played to a 2-2 draw as a second-half stoppage time penalty gave the home side a the share of the points. Davy Arnaud gave the Wizards the lead after just 33 seconds -- the fourth-fastest goal in MLS history and the fastest in Wizards club history -- cracking a left-footed drive from inside the area. But before the half was out the Rapids had taken the lead: Chris Henderson scored his first league goal of the season after running onto a perfectly-weighted diagonal ball from John Spencer, then Spencer claimed his 10th goal of the campaign following some wonderful skill and an unstoppable drive that rattled off the underside of the bar (41). Yet three minutes deep into stoppage time, Josh Wolff received a pass with his back to goal after Colorado failed to completely clear, and Kyle Beckerman clipped the U.S. international from behind, referee Gus St. Silva showing no hesitation in pointing to the spot. Preki slotted home from the spot for his 10th goal of the season and an unlikely share of the points.

WIZARDS (4-4-1-1): Tony Meola -- Jack Jewsbury (Carey Talley 46), Jimmy Conrad, Nick Garcia, Stephen Armstrong (Wolde Harris 46) -- Chris Klein, Kerry Zavagnin, Alex Zotinca, Eric Quill (Josh Wolff 62) -- Preki -- Davy Arnaud

TOTAL SHOTS: 16 (Preki 5); SHOTS ON GOAL: 5 (Wolde Harris 2); FOULS: 16 (Alex Zotinca 6); OFFSIDES: 1 (Davy Arnaud 1); CORNER KICKS: 5 (Preki 4); SAVES: 5 (Tony Meola 5)

RAPIDS (4-1-3-2): Scott Vallow -- Wes Hart, Nat Borchers, Robin Fraser, Ritchie Kotschau -- Pablo Mastroeni -- Chris Henderson, Kyle Beckerman, Mark Chung -- John Spencer, Chris Carrieri (Zizi Roberts 67).

TOTAL SHOTS: 12 (John Spencer 7); SHOTS ON GOAL: 7 (John Spencer 5); FOULS: 16 (Zizi Roberts 4); OFFSIDES: 5 (Chris Henderson 3); CORNER KICKS: 1 (Mark Chung 1); SAVES: 3 (Scott Vallow 3)

Misconduct Summary:

KC -- Nick Garcia (caution; Pushing, Holding) 31

COL -- Wes Hart (caution; Reckless Foul) 49

COL -- Chris Carrieri (caution; Dissent) 49

Referee: Gus St. Silva

Referee's Assistants: -Nathan Clement; Richard Eddy

4th Official: Bronson Broockerd

Attendance: 12,778

September 13, 2003 -- Invesco Field at Mile High:

COLORADO RAPIDS 1, KANSAS CITY WIZARDS 0 (HT: 0-0)

COL -- John Spencer 12 (Chris Henderson 4) 83

Colorado Rapids secured their place in the 2003 MLS Cup playoffs as Kansas City Wizards had their winless run extended to eight matches, losing for the third consecutive contest in a 1-0 defeat by Colorado in Denver. John Spencer headed home a Chris Henderson corner kick for his 12th goal of the season, now just one off the league lead, an 83rd-minute strike to give the Rapids the victory.

WIZARDS (3-4-1-2): Tony Meola -- Jimmy Conrad, Diego Gutierrez, Nick Garcia -- Chris Klein, Kerry Zavagnin (Carey Talley 88), Francisco Gomez, Stephen Armstrong (Davy Arnaud 72) -- Preki -- Wolde Harris, Igor Simutenkov.

TOTAL SHOTS: 6 (Wolde Harris 3); SHOTS ON GOAL: 2 (Wolde Harris 2); FOULS: 11 (Jimmy Conrad 3, Chris Klein 3); OFFSIDES: 5 (Igor Simutenkov 2); CORNER KICKS: 6 (Preki 4); SAVES: 3 (Tony Meola 3)

RAPIDS (4-1-3-2): Scott Garlick -- Wes Hart, Nat Borchers, Robin Fraser, Ritchie Kotschau, Pablo Mastroeni -- Matt Crawford (Zach Kingsley 70), Kyle Beckerman, Chris Henderson -- Chris Carrieri, John Spencer.

TOTAL SHOTS: 13 (John Spencer 4); SHOTS ON GOAL: 4 (John Spencer 2); FOULS: 13 (Pablo Mastroeni 3); OFFSIDES: 3 (Chris Henderson 3); CORNER KICKS: 7 (Matt Crawford 3, Chris Henderson 3); SAVES: 2 (Scott Garlick 2)

Misconduct Summary:

KC -- Jimmy Conrad (caution; Professional Foul) 56

Referee: Gus St. Silva

Referee's Assistants: -Roger Itaya; David Bragg

4th Official: David Simon

Attendance: 16,937

October 04, 2003 -- Arrowhead Stadium

KANSAS CITY WIZARDS 4, COLORADO RAPIDS 2 (HT: 2-0)

KC -- Jimmy Conrad 3 (Preki 14) 15

KC -- Chris Klein 5 (Preki 15, Eric Quill 6) 21

COL -- Zizi Roberts 3 (Seth Trembly 1) 47

COL -- Chris Henderson 3 (penalty kick) 60

KC -- Chris Klein 6 (Francisco Gomez 3, Preki 16) 82

KC -- Francisco Gomez 3 (Eric Quill 7) 91+

Kansas City Wizards handed Colorado Rapids their first loss in eight matches in a 4-2 victory at Arrowhead Stadium. Chris Klein hit for a pair of goals for the second consecutive match, after hitting for two goals the weekend before at Los Angeles. Jimmy Conrad gave the home side the lead on 15 minutes when he headed home a Preki freekick, then six minutes later Klein finished off a bit of head tennis in the penalty area to double the Wizards' lead. But Colorado pulled back level, Zizi Roberts finished off a long run down the left with a fine finish inside the far post just after the restart (47), then Chris Henderson converting a penalty on the hour after Mark Chung was adjudged to have been pulled down by Diego Gutierrez in the heart of the area. Yet Kansas City snatched the victory with two goals in the final eight minutes, Klein sliding in at the back post to turn home a shot-cum-cross from Francisco Gomez on the right edge of the box, then Gomez scoring the Wizards' fourth when he beat the Rapids offside trap to race in alone on goal in stoppage time.

RAPIDS (4-4-2): Scott Garlick -- Wes Hart (Matt Crawford 84), Nat Borchers, Darryl Powell, Ritchie Kotschau -- Chris Henderson (Zach Kingsley 87), Kyle Beckerman, Seth Trembly, Mark Chung -- Zizi Roberts (Alex Blake 89), Chris Carrieri.

TOTAL SHOTS: 6 (Chris Henderson 3); SHOTS ON GOAL: 4 (Chris Henderson 2); FOULS: 15 (Chris Henderson 4); OFFSIDES: 2 (Chris Carrieri 1, Chris Henderson 1); CORNER KICKS: 5 (Chris Henderson 4); SAVES: 2 (Scott Garlick 2)

WIZARDS (3-4-2-1): Tony Meola -- Jimmy Conrad (Carey Talley 84), Diego Gutierrez, Nick Garcia -- Eric Quill, Kerry Zavagnin, Alex Zotinca, Stephen Armstrong (Wolde Harris 68) -- Preki, Chris Klein -- Davy Arnaud (Francisco Gomez 76).

TOTAL SHOTS: 11 (Chris Klein 4); SHOTS ON GOAL: 6 (Chris Klein 2); FOULS: 19 (Eric Quill 4); OFFSIDES: 11 (Eric Quill 4); CORNER KICKS: 3 (Preki 3); SAVES: 2 (Tony Meola 2)

Misconduct Summary:

KC -- Preki (caution; Reckless Foul) 6

COL -- Kyle Beckerman (caution; Reckless Foul) 50

KC -- Jimmy Conrad (caution; Reckless Foul) 67

KC -- Davy Arnaud (caution; Persistent Infringement) 73

COL -- Ritchie Kotschau (caution; Reckless Foul) 74

Referee: Michael Kennedy

Referee's Assistants: -Greg Barkey; Roger Itaya

4th Official: Joe Heyden

Attendance: 13,069

KANSAS CITY WIZARDS PLAYOFF HISTORY

vs. Team	No. of Series	Series	W-L	GP	W-L-T	OT	ShO	GF	GA	Mtg.	Round	Series Result
Chicago	1	1-0	1	1-0-0	0-0-0	0-0	1	0	0	2000	MLS Cup '00	Won MLS Cup '00
Colorado	2	1-1	5	2-2-1	0-0-1	0-0	6	8	0	2000	Quarterfinals	Won 7 pts. to 1
Dallas	1	1-0	3	2-1-0	0-0-0	1-0	6	6	0	1996	West Semifinals	Won 2 games to 1
Los Angeles	3	1-2	8	2-5-1	0-2-1	0-1	13	14	0	2002	Quarterfinals	Lost 6 pts. to 3
Miami	1	0-1	3	1-2-0	0-0-0	0-0	4	4	0	2001	Quarterfinals	Lost 6 pts. to 3
TOTALS	8	4-4	20	8-10-2	0-2-2	1-1	30	32	0			

COLORADO RAPIDS PLAYOFF HISTORY

vs. Team	No. of Series	Series	W-L	GP	W-L-T	OT	ShO	GF	GA	Mtg.	Round	Series Result
Chicago	1	0-1	2	0-2-0	0-0-0	0-1	1	2	0	1998	West Semifinals	Lost 2 games to 0
D.C. United	1	0-1	1	0-1-0	0-0-0	0-0	1	2	0	1997	MLS Cup '97	Lost MLS Cup '97
Dallas	2	2-0	5	3-1-1	0-0-1	0-0	8	6	0	2002	Quarterfinals	Won Series Tie-Breaker
Kansas City	2	1-1	5	2-2-1	0-0-1	0-0	8	6	0	2000	Quarterfinals	Lost 7 pts. to 1
Los Angeles	2	0-2	4	0-4-0	0-0-0	0-0	0	10	0	2002	Semifinals	Lost 6 pts. to 0
TOTALS	8	3-5	17	5-10-2	0-0-2	0-1	18	26	0			

TEAM PLAYOFF HISTORY
**Colorado Rapids at Kansas City Wizards
October 4, 1997 - Arrowhead Stadium**

Period	1	2	F
COL	1	2	3
KC	0	1	1

Scoring Summary:
COL--Henderson (unassisted) 25
COL--Bravo (Henderson) 67
COL--Paule (Bravo, Henderson) 75

Referee: Brian Hall
Referee's Assistants: Laszlo Nagy, Tom Bobadilla
Attendance: 10,174

**Kansas City Wizards at Colorado Rapids
October 8, 1997 - Mile High Stadium**

Period	1	2	F
KC	1	1	2
COL	1	2	3

Scoring Summary:
KC--Takawira (Okafor) 9
COL--Bravo (Henderson, Henderson) 16
COL--Bravo (Kmosko, Harris) 68
COL--Harris (Bravo, Balboa) 83
KC--Preki (Takawira) 88

Referee: Paul Tamberino
Referee's Assistants: Steve Olson, Susan Cicchinelli
Attendance: 13,117

**Colorado Rapids at Kansas City Wizards
September 16, 2000 - Arrowhead Stadium**

Period	1	2	F
COL	0	0	0
KC	1	0	1

SCORING:
KC - Molnar (Preki) 18

Referee: Rich Grady
Asst: Craig Lowry
Asst: Richard Eddy
4th Official: Noel Kenny
Attendance: 8,682

**Kansas City Wizards at Colorado Rapids
September 20, 2000 - Mile High Stadium**

Period	1	2	OT	F
KC	0	0	0	0
COL	0	0	0	0

Scoring Summary:
none

Referee: Noel Kenny
Referee's Assistants: Tom Bobadilla, Jon Wilson
4th Official: Michael Kennedy
Attendance: 8,789

**Colorado Rapids at Kansas City Wizards
September 24, 2000 - Arrowhead Stadium**

Period	1	2	F
COL	0	2	2
KC	1	2	3

Scoring Summary:
KC--Henderson (unassisted) 11
KC--Molnar (Klein, Gomez) 65
KC--Gomez (Zavagnin) 69
COL--Bravo (Vermillion) 70
COL--Bravo (PK) 94

Referee: Paul Tamberino
Referee's Assistants: Chip Reed, Francisco Sanchez
4th Official: Ali Saheli
Attendance: 4,156

COLORADO RAPIDS--Marcus Hahnemann, Chris Martinez (Marcelo Balboa 77), Peter Vermes, Steve Trittschuh, Matt Kmosko, Tahj Jakins, Sean Henderson, Paul Bravo, Chris Henderson, David Patino (Ross Paule 70), Steve Rammel (Wolde Harris 62)

TOTAL SHOTS: 9 (Bravo 2, Patino 2, Henderson 2); SHOTS ON GOAL: 5 (Henderson 2); FOULS: 13 (five players with 2); OFFSIDE: 3; CORNER KICKS: 7; SAVES: Hahnemann 3; CAUTIONS: none; EJECTIONS: none

KANSAS CITY WIZARDS--Mike Ammann, Matt McKeon, Richard Gough, Sean Bowers, Steve Pittman, Uche Okafor, Ryan Tinsley (Edmundo Rodriguez 80), Frank Klopas (Preki 46), Mark Chung, Mo Johnston, Vitalis Takawira (Paul Wright 57)

TOTAL SHOTS: 10 (Bowers 3); SHOTS ON GOAL: 3 (Bowers 1, Klopas 1, Preki 1); FOULS: 12 (Tinsley 3); OFFSIDE: 1; CORNER KICKS: 5; SAVES: Ammann 2; CAUTIONS: Pittman 35, Tinsley 52, Preki 84, Rodriguez 84; EJECTIONS: none

KANSAS CITY WIZARDS--Mike Ammann, Sean Bowers, Steve Pittman (John DeBrito 70), Richard Gough, Matt McKeon, Uche Okafor, Ryan Tinsley (Frank Klopas 70), Mark Chung, Preki, Mo Johnston, Vitalis Takawira

TOTAL SHOTS: 14 (Johnston 6); SHOTS ON GOAL: 9 (Preki 5); FOULS: 21 (Gough 5, McKeon 5, Okafor 5); OFFSIDE: 5; CORNER KICKS: 3; SAVES: Ammann 7; CAUTIONS: Gough 23, McKeon 27, Okafor 51, Klopas 85; EJECTIONS: none

COLORADO RAPIDS--Marcus Hahnemann, Steve Trittschuh, Matt Kmosko, Chris Martinez, Peter Vermes, Marcelo Balboa, Sean Henderson, Paul Bravo, Chris Henderson, David Patino (Tahj Jakins 73), Steve Rammel (Wolde Harris 63)

TOTAL SHOTS: 14 (Balboa 5); SHOTS ON GOAL: 10 (Balboa 4); FOULS: 17 (Henderson 3, Trittschuh 3); OFFSIDE: 7; CORNER KICKS: 5; SAVES: Hahnemann 7; CAUTIONS: none; EJECTIONS: none

COLORADO RAPIDS--David Kramer, Chris Martinez, Marcelo Balboa, Scott Vermillion, David Vaudreuil, Jason Bent, Paul Bravo, Ross Paule, Jason Moore (Anders Limpar 75), Matt Okoh (Jorge Dely Valdes 46), Wes Hart (Junior Agogo 62)

TOTAL SHOTS: 19 (Bent 3, Okoh 3); SHOTS ON GOAL: 6 (6 players tied with 1); FOULS: 19 (Vaudreuil 5); OFFSIDE: 5; CORNER KICKS: 4; SAVES: Kramer 7; CAUTIONS: Hart 13, Vaudreuil 15, Bent 18; EJECTIONS: none

KANSAS CITY WIZARDS--Tony Meola, Brandon Prideaux, Peter Vermes, Nick Garcia, Chris Klein (Chris Brown 46), Kerry Zavagnin, Matt McKeon (Francisco Gomez 67), Preki (Brian Johnson 77), Chris Henderson, Mo Johnston, Miklos Molnar

TOTAL SHOTS: 12 (Henderson 4); SHOTS ON GOAL: 8 (Henderson 2, Molnar 2); FOULS: 24 (Johnston 6); OFFSIDE: 3; CORNER KICKS: 2; SAVES: Meola 6; CAUTIONS: Garcia 24, Johnston 27, Henderson 84, Johnston 92+; EJECTIONS: Johnston 92+

KANSAS CITY WIZARDS--Tony Meola, Peter Vermes, Brandon Prideaux, Nick Garcia, Chris Klein (Brian Johnson 91), Matt McKeon (Francisco Gomez 62), Chris Henderson, Preki, Kerry Zavagnin, Miklos Molnar, Chris Brown

TOTAL SHOTS: 18 (Molnar 5); SHOTS ON GOAL: 3 (Zavagnin 1, Vermes 1, Preki 1); FOULS: 17 (Henderson 4); OFFSIDE: 1; CORNER KICKS: 5; SAVES: Meola 3; CAUTIONS: Vermes 27; EJECTIONS: none

COLORADO RAPIDS--David Kramer, Marcelo Balboa, Chris Martinez, Scott Vermillion, Ross Paule (Jason Moore 46), Paul Bravo, David Vaudreuil, Jason Bent, Anders Limpar (Wes Hart 84), Junior Agogo, Jorge Dely Valdes (Matt Okoh 96)

TOTAL SHOTS: 12 (Bravo 3, Agogo 3); SHOTS ON GOAL: 3 (Bravo 1, Dely Valdes 1, Balboa 1); FOULS: 20 (Limpar 5, Dely Valdes 5); OFFSIDE: 4; CORNER KICKS: 7; SAVES: Kramer 3; CAUTIONS: Vermillion 31, Bravo 59, Limpar 68; EJECTIONS: none

COLORADO RAPIDS--David Kramer, Scott Vermillion, Marcelo Balboa, Chris Martinez (Lance Key 50), David Vaudreuil (Wes Hart 85), Jason Bent, Paul Bravo, Ross Paule, Anders Limpar, Jorge Dely Valdes, Junior Agogo

TOTAL SHOTS: 7 (Bravo 2, Dely Valdes 2); SHOTS ON GOAL: 4 (Bravo 2); FOULS: 16 (Agogo 4); OFFSIDE: 2; CORNER KICKS: 3; SAVES: Kramer 5; CAUTIONS: Key 61; EJECTIONS: Agogo 75

KANSAS CITY WIZARDS--Tony Meola, Nick Garcia, Peter Vermes, Brandon Prideaux, Chris Klein, Matt McKeon (Brian Johnson 80), Kerry Zavagnin, Chris Henderson, Francisco Gomez, Preki (Chris Brown 74), Miklos Molnar

TOTAL SHOTS: 20 (Molnar 8); SHOTS ON GOAL: 8 (Molnar 5); FOULS: 14 (McKeon 4); OFFSIDE: 1; CORNER KICKS: 4; SAVES: Meola 2; CAUTIONS: Zavagnin 59, McKeon 73; EJECTIONS: none

ALL-TIME PLAYOFF TEAM RECORDS
(active players in italics)
KANSAS CITY WIZARDS

All-time postseason goals: Preki (8)
All-time postseason points: Preki (19)
All-time postseason starts: Preki (16)
All-time postseason appearances: Preki (17)
All-time postseason assists: Chris Klein, Eric Quill, Preki (3)
All-time postseason minutes played: Preki (1461)
Most points in a postseason game:
Miklos Molnar (4) - 10/06/2000 vs. LA (W 2-0)

Most goals in a postseason game:
Miklos Molnar (2) - 10/06/2000 vs. LA (W 2-0)

Most assists in a postseason game:
29 players tied with 1

Most saves in a postseason game:
Tony Meola (10) - 10/15/2000 vs. CHI (W 1-0)

Most goals allowed in a postseason game:
Tony Meola (5) - 10/02/2002 at LA (L 2-5)

Most goals scored in a postseason game:
4 - 09/28/2002 vs. LA (W 4-1)

Most shots registered in a postseason game:
21 - 09/29/2001 at MIA (L 1-2)

Most shots on goal in a postseason game:
15 - 09/26/1996 vs. DAL (W 3-2)

Most fouls committed in a postseason game:
27 - 10/06/2000 vs. LA; (W 2-0)

Most fouls suffered in a postseason game:
26 - 10/02/2002 at LA (L 2-5)

Most offside in a postseason game:
2 occasions tied with 5

COLORADO RAPIDS

All-time postseason goals: Paul Bravo (5)
All-time postseason points: Paul Bravo (12)
All-time postseason starts: Paul Bravo (12)
All-time postseason appearances:
Marcelo Balboa, Paul Bravo, Chris Henderson (12)
All-time postseason assists: Chris Henderson (5)
All-time postseason minutes played: Paul Bravo (1023)
Most points in a postseason game:
Paul Bravo (5) - 10/08/1997 vs. KC (W 3-2)

Most goals in a postseason game:
Paul Bravo (2) - 10/08/1997 vs. KC (W 3-2)

Paul Bravo (2) - 09/24/2000 at KC (L 2-3)

Most assists in a postseason game:
Chris Henderson (2) - 10/04/1997 at KC (W 3-0)

Most saves in a postseason game:
Marcus Hahnemann (7) - 10/08/1997 vs. KC (W 3-2)

Marcus Hahnemann (7) - 10/01/1998 at CHI (L 1-1)

David Kramer (7) - 09/16/2000 at KC (L 0-1)

Most goals allowed in a postseason game:
David Kramer (4) - 09/25/2002 at DAL (L 2-4)

David Kramer (4) - 10/05/2002 at LA (L 0-4)

Most goals scored in a postseason game:
3 - 10/04/1997 at KC (W 3-0)

3 - 10/08/1997 vs. KC (W 3-2)

Most shots registered in a postseason game:
19 - 09/16/2000 at KC (L 0-1)

Most shots on goal in a postseason game:
10 - 10/08/1997 vs. KC (W 3-2)

10 - 10/26/1997 at DC (L 1-2)

Most fouls committed in a postseason game:
27 - 10/05/2002 at LA (L 0-4)

Most fouls suffered in a postseason game:
25 - 09/28/2002 vs. DAL (W 1-0)

Most offside in a postseason game:
8 - 10/26/1997 at DC (L 1-2)

KANSAS CITY WIZARDS – ALL-TIME POSTSEASON RESULTS

DATE	OPPONENT	RESULT	ATT.	W-L-T	RD.	GOALS:
09/26/1996	Dallas	W 3-2	4,466	1-0-0	QTR	Johnston (16); McKeon (79); Preki (89)
09/29/1996	at Dallas	L 1-2	10,125	1-1-0	QTR	Preki (30)
10/02/1996	at Dallas	W 2-2	9,802	2-1-0	QTR	Chung (41); Takawira (62)
10/10/1996	at Los Angeles	L 1-2	25,212	0-1-0	SEM	Preki (52)
10/13/1996	Los Angeles	L 1-1	11,041	0-2-0	SEM	Preki (69)
DATE	OPPONENT	RESULT	ATT.	W-L-T	RD.	GOALS:
10/04/1997	Colorado	L 0-3	10,174	0-1-0	QTR	
10/08/1997	at Colorado	L 2-3	13,117	0-2-0	QTR	Takawira (9); Preki (88)
DATE	OPPONENT	RESULT	ATT.	W-L-T	RD.	GOALS:
09/16/2000	Colorado	W 1-0	8,682	1-0-0	QTR	Molnar (18)
09/20/2000	at Colorado	T 0-0 (OT)	8,789	1-0-1	QTR	
09/24/2000	Colorado	W 3-2	4,156	2-0-1	QTR	Henderson (11); Molnar (65); Gomez (69)
09/29/2000	Los Angeles	T 0-0 (OT)	11,815	0-0-1	SEM	
10/03/2000	at Los Angeles	L 1-2 (OT)	20,849	0-1-1	SEM	McKeon (29)
10/06/2000	Los Angeles	W 2-0 (ST)	11,815	1-1-1	SEM	Molnar (21,96)
10/15/2000	Chicago	W 1-0	39,159	1-0-0	FIN	Molnar (11)
DATE	OPPONENT	RESULT	ATT.	W-L-T	RD.	GOALS:
09/22/2001	at Miami	L 0-2	6,281	0-1-0	QTR	
09/26/2001	Miami	W 3-0	5,803	1-1-0	QTR	Lowe (24); McKeon (31); Gomez (49)
09/29/2001	at Miami	L 1-2	8,119	1-2-0	QTR	Lowe (13)
DATE	OPPONENT	RESULT	ATT.	W-L-T	RD.	GOALS:
09/25/2002	at Los Angeles	L 2-3 (OT)	14,585	0-1-0	QTR	Preki (25); Brown (70)
09/28/2002	Los Angeles	W 4-1	9,484	1-1-0	QTR	Simutenkov (19); Quill (37); Preki (70); Fabbro (73)
10/02/2002	at Los Angeles	L 2-5	14,713	1-2-0	QTR	Klein (47); Preki (72)

COLORADO RAPIDS – ALL-TIME POSTSEASON RESULTS

DATE	OPPONENT	RESULT	ATT.	W-L-T	RD.	GOALS:
10/04/1997	at Kansas City	W 3-0	10,174	1-0-0	QTR	C. Henderson (25); Bravo (67); Paule (75)
10/08/1997	Kansas City	W 3-2	13,117	2-0-0	QTR	Bravo (16,68); Harris (83)
10/12/1997	at Dallas	W 1-0	7,376	1-0-0	SEM	S. Henderson (42)
10/15/1997	Dallas	W 2-1	18,452	2-0-0	SEM	Patino (22); C. Henderson (87)
10/26/1997	at D.C. United	L 1-2	57,431	0-1-0	FIN	Paz (75)
DATE	OPPONENT	RESULT	ATT.	W-L-T	RD.	GOALS:
10/01/1998	at Chicago	L 1-1	12,610	0-1-0	QTR	Waldir (79)
10/05/1998	Chicago	L 0-1	6,582	0-2-0	QTR	
DATE	OPPONENT	RESULT	ATT.	W-L-T	RD.	GOALS:
10/17/1999	at Los Angeles	L 0-3	16,307	0-1-0	QTR	
10/24/1999	Los Angeles	L 0-2	6,542	0-2-0	QTR	
DATE	OPPONENT	RESULT	ATT.	W-L-T	RD.	GOALS:
09/16/2000	at Kansas City	L 0-1	8,682	0-1-0	QTR	
09/20/2000	Kansas City	T 0-0 (OT)	8,789	0-1-1	QTR	
09/24/2000	at Kansas City	L 2-3	4,156	0-2-1	QTR	Bravo (70,94)
DATE	OPPONENT	RESULT	ATT.	W-L-T	RD.	GOALS:
09/25/2002	at Dallas	L 2-4	6,360	0-1-0	QTR	Valderrama (2); Spencer (75)
09/28/2002	Dallas	W 1-0	9,637	1-1-0	QTR	Carrieri (78)
10/02/2002	at Dallas	T 2-1 (OT/ST)	8,008	1-1-1	QTR	Spencer (22); Chung (101)
10/05/2002	at Los Angeles	L 0-4	24,742	0-1-0	SEM	
10/09/2002	Los Angeles	L 0-1	12,367	0-2-0	SEM	

2003 KANSAS CITY WIZARDS VS. COLORADO RAPIDS (1-2-1)

UNF	POS	PLAYER	GP	GS	MIN	G	A	PTS	SHT	SOG	BLK	FC	FS	OFF	CK	C	E	CP
11	MID	Preki	4	4	370	2	5	9	6	2	0	4	10	2	15	1	0	4
17	MID	Chris Klein	4	4	370	2	0	4	5	2	0	7	2	1	2	0	0	0
10	MID	Francisco Gomez	2	1	104	1	1	3	1	1	0	0	1	1	1	0	0	0
19	M/F	Eric Quill	3	3	242	0	3	3	3	2	0	6	0	5	0	0	0	0
16	MID	Stephen Armstrong	4	4	275	1	0	2	5	2	0	5	4	1	0	0	0	0
22	FWD	Davy Arnaud	3	2	194	1	0	2	3	1	0	3	8	4	0	1	0	4
12	DEF	Jimmy Conrad	4	4	364	1	0	2	3	1	1	6	1	1	0	2	0	8
20	FWD	Igor Simutenkov	2	2	180	0	1	1	1	0	0	3	3	3	0	0	0	0
8	M/F*	Chris Brown	1	0	59	0	0	0	0	0	0	1	1	0	0	0	0	0
9	FWD*	Dario Fabbro	1	0	3	0	0	0	0	0	0	0	0	0	0	0	0	0
3	DEF	Nick Garcia	3	3	280	0	0	0	0	0	0	4	2	0	0	1	0	4
7	D/M	Diego Gutierrez	3	3	267	0	0	0	0	0	0	9	4	0	0	1	0	4
13	FWD*	Wolde Harris	3	1	167	0	0	0	8	5	0	2	2	1	0	0	0	0
14	M/F	Jack Jewsbury	1	1	45	0	0	0	0	0	0	0	0	0	0	0	0	0
1	GK	Tony Meola	4	4	370	0	0	0	0	0	0	0	0	0	0	0	0	0
4	DEF	Carey Talley	3	0	63	0	0	0	0	0	0	2	1	0	0	0	0	0
15	FWD	Josh Wolff	2	1	69	0	0	0	1	0	0	0	1	0	0	0	0	0
5	MID	Kerry Zavagnin	4	4	368	0	0	0	0	0	0	4	9	1	0	1	0	4
23	M/D	Alex Zotinca	3	3	280	0	0	0	2	1	1	8	5	0	0	0	0	0

Team totals			4	4	370	8	10	26	38	17	2	64	54	20	18	7	0	28
Opponent totals			4	4	370	8	7	23	53	24	0	58	63	13	22	6	0	23

GAME-WINNING GOALS: Chris Klein 1
 GAME-WINNING ASSISTS: Preki 1, Francisco Gomez 1
 PENALTY KICK GOALS/ATTEMPTS: Preki 1-1

UNF	POS	GOALKEEPER	GP	GS	MIN	SHTS	SV	C/P	GA	GAA	PG	PA	W	L	T	SO	RECORD
1	GK	Tony Meola	4	4	370	24	14	13	8	1.95	2	2	1	2	1	0	0-0-1

Team totals			4	4	370	24	16	13	8	1.95	2	2	1	2	1	0	0-0-1
Opponent totals			4	4	370	17	9	11	8	1.95	1	1	2	1	1	1	0-0-1

2003 COLORADO RAPIDS VS. KANSAS CITY WIZARDS (2-1-1)

UNF	POS	PLAYER	GP	GS	MIN	G	A	PTS	SHT	SOG	BLK	FC	FS	OFF	CK	C	E	CP
7	FWD	John Spencer	3	3	280	3	1	7	17	11	0	3	6	2	0	0	0	0
19	MID	Chris Henderson	4	3	322	2	1	5	9	3	0	6	10	7	9	0	0	0
20	MID	Mark Chung	3	3	280	2	0	4	7	4	0	3	6	1	9	0	0	0
12	D/M	Wes Hart	4	4	364	0	2	2	1	0	0	5	5	0	0	1	0	4
30	FWD	Zizi Roberts	2	1	122	1	0	2	3	1	0	5	0	0	0	0	0	0
15	FWD	Chris Carrieri	4	4	337	0	1	1	4	2	0	1	3	3	0	1	0	4
25	M/D	Pablo Mastroeni	3	3	280	0	1	1	2	0	0	9	5	0	0	0	0	0
8	MID	Seth Trembly	2	2	170	0	1	1	2	0	0	6	6	0	0	1	0	3
5	MID	Kyle Beckerman	4	3	290	0	0	0	3	1	0	4	11	0	0	1	0	4
28	FWD	Alex Blake	1	0	1	0	0	0	0	0	0	1	0	0	0	0	0	0
26	DEF	Nat Borchers	4	4	370	0	0	0	0	0	0	1	0	0	0	0	0	0
21	DEF	Matt Crawford	2	1	76	0	0	0	1	1	0	0	1	0	3	0	0	0
4	DEF	Robin Fraser	3	3	280	0	0	0	0	0	0	3	2	0	0	0	0	0
1	GK	Scott Garlick	3	3	270	0	0	0	0	0	0	0	0	0	0	0	0	0
11	MID	Zach Kingsley	3	1	68	0	0	0	1	1	0	2	4	0	1	0	0	0
3	DEF	Ritchie Kotschau	4	4	370	0	0	0	3	0	0	6	4	0	0	2	0	8
6	MID	Darryl Powell	1	1	90	0	0	0	0	0	0	3	0	0	0	0	0	0
24	NON	Scott Vallow	1	1	100	0	0	0	0	0	0	0	0	0	0	0	0	0

Team totals			4	4	370	8	7	23	53	24	0	58	63	13	22	6	0	23
Opponent totals			4	4	370	8	10	26	38	17	2	64	54	20	18	7	0	28

GAME-WINNING GOALS: John Spencer 1, Mark Chung 1
 GAME-WINNING ASSISTS: Chris Henderson 1, Chris Carrieri 1
 PENALTY KICK GOALS/ATTEMPTS: John Spencer 1-1, Chris Henderson 1-1

UNF	POS	GOALKEEPER	GP	GS	MIN	SHTS	SV	C/P	GA	GAA	PG	PA	W	L	T	SO	RECORD
24	NON	Scott Vallow	1	1	100	5	3	2	2	1.80	1	1	0	0	1	0	0-0-1
1	GK	Scott Garlick	3	3	270	12	6	9	6	2.00	0	0	2	1	0	1	0-0-0

Team totals			4	4	370	17	9	11	8	1.95	1	1	2	1	1	1	0-0-1
Opponent totals			4	4	370	24	16	13	8	1.95	2	2	1	2	1	0	0-0-1

*Indicates individual played with other teams in 2003

K.C. WIZARDS CAREER STATISTICS VS. COLORADO RAPIDS (13-12-6)

PLAYER	GP	GS	MIN	G	A	PTS
Preki	25	23	2108	9	16	34
Mo Johnston	18	17	1534	7	7	21
Vitalis Takawira	14	10	889	8	3	19
Chris Klein	17	17	1489	6	3	15
Mark Chung	12	12	1080	1	8	10
Gary Glasgow	7	5	486	2	2	6
Frank Klopas	8	5	492	3	0	6
Matt McKeon	19	17	1563	2	2	6
Francisco Gomez	9	4	418	2	1	5
Miklos Molnar	2	2	158	2	1	5
Kerry Zavagnin	15	15	1402	1	3	5
Chris Henderson	8	8	730	1	2	4
Brian Johnson	8	3	342	1	2	4
Roy Lassiter	5	4	319	2	0	4
Paul Wright	9	5	483	2	0	4
Chris Brown	14	6	833	1	1	3
Eric Quill	6	5	432	0	3	3
Ryan Tinsley	8	8	684	1	1	3
Stephen Armstrong	6	6	433	1	0	2
Davy Arnaud	3	2	194	1	0	2
Alex Bunbury	4	3	287	1	0	2
Mike Burns	5	3	281	0	2	2
Jimmy Conrad	4	4	364	1	0	2
Alexi Lalas	4	4	360	1	0	2
Uche Okafor	16	15	1338	1	0	2
Mike Sorber	3	3	267	1	0	2
Peter Byaruhanga	1	1	45	0	1	1
Eric Eichmann	2	1	102	0	1	1
Tony Meola	15	15	1400	0	1	1
Igor Simutenkov	4	4	330	0	1	1
Scott Uderitz	6	4	352	0	1	1
Mike Ammann	9	9	800	0	0	0
Brian Bliss	1	0	12	0	0	0
Sean Bowers	12	11	1008	0	0	0
Nino Da Silva	1	1	90	0	0	0
Jake Dancy	4	4	308	0	0	0
John DeBrito	1	0	8	0	0	0
Samuel Ekeme	4	3	287	0	0	0
Dario Fabbro	3	2	138	0	0	0
Vicente Figueroa	5	3	279	0	0	0
Nick Garcia	14	14	1320	0	0	0
Richard Gough	2	2	180	0	0	0
Diego Gutierrez	9	8	717	0	0	0
Pat Harrington	2	2	135	0	0	0
Wolde Harris	3	1	167	0	0	0
Goran Hunjak	2	1	79	0	0	0
Jack Jewsbury	1	1	45	0	0	0
Kevin Koettters	1	0	17	0	0	0
Garth Lagerwey	2	1	135	0	0	0
Onandi Lowe	3	2	232	0	0	0
Pete Marino	1	0	20	0	0	0
Bo Oshoniyi	2	2	190	0	0	0
Steve Pittman	3	3	252	0	0	0
Alan Prampin	1	0	3	0	0	0
Brandon Prideaux	8	7	705	0	0	0
Tommy Reasoner	3	3	173	0	0	0
Paul Rideout	2	2	178	0	0	0
Edmundo Rodriguez	2	0	64	0	0	0
Refik Sabanadzovic	3	2	169	0	0	0
Mark Santel	2	1	49	0	0	0
Chris Snitko	2	1	100	0	0	0
Carey Talley	7	3	369	0	0	0
Peter Vermes	10	10	950	0	0	0
Scott Vermillion	5	5	442	0	0	0
John Wilson	1	1	71	0	0	0
David Winner	1	1	90	0	0	0
Josh Wolff	2	1	69	0	0	0
Alex Zotinca	3	3	280	0	0	0

Team totals	31	31	2850	58	62	178
Opponent totals	31	31	2850	44	45	133

K.C. WIZARDS CAREER STATISTICS VS. COLORADO RAPIDS (cont.)

GOALKEEPER	GP	MIN	SHTS	SV	GA	GAA
Garth Lagerwey	2	135	7	5	1	0.67
Chris Snitko	2	100	5	4	1	0.90
Bo Oshoniyi	2	190	12	9	2	0.95
Tony Meola	15	1400	82	62	18	1.16
Mike Ammann	9	800	46	29	17	1.91
Pat Harrington	2	135	5	1	3	2.00
David Winner	1	90	2	0	2	2.00

Team totals	31	2850	159	115	44	1.39
Opponent totals	31	2850	206	148	58	1.83

CURRENT K.C. WIZARDS PLAYERS CAREER STATISTICS VS. COLORADO RAPIDS (13-12-6)

PLAYER	GP	GS	MIN	G	A	PTS
Preki	26	24	2190	9	16	34
Chris Klein	17	17	1489	6	3	15
Josh Wolff	14	11	1011	5	2	12
Wolde Harris	11	8	826	4	1	9
Diego Gutierrez	20	19	1681	0	7	7
Eric Quill	11	8	713	0	7	7
Jimmy Conrad	17	14	1335	2	2	6
Francisco Gomez	9	4	418	2	1	5
Kerry Zavagnin	18	17	1560	1	3	5
Stephen Armstrong	8	8	623	1	0	2
Davy Arnaud	3	2	194	1	0	2
Carey Talley	14	9	950	1	0	2
Tony Meola	22	22	2030	0	1	1
Igor Simutenkov	4	4	330	0	1	1
Jorge Vazquez	1	0	33	0	1	1
Nick Garcia	14	14	1320	0	0	0
Jack Jewsbury	1	1	45	0	0	0
Bo Oshoniyi	4	4	370	0	0	0
Alex Zotinca	3	3	280	0	0	0

Team totals	31	31	2850	58	62	178
Opponent totals	31	31	2850	44	45	133

GOALKEEPER	GP	MIN	SHTS	SV	GA	GAA
Tony Meola	22	2030	128	99	27	1.20
Bo Oshoniyi	4	370	29	20	8	1.95

Team totals	31	2850	159	115	44	1.39
Opponent totals	31	2850	206	148	58	1.83

COLORADO RAPIDS CAREER STATISTICS VS. K.C. WIZARDS (12-13-6)

PLAYER	GP	GS	MIN	G	A	PTS
John Spencer	10	9	905	8	3	19
Chris Henderson	19	16	1556	6	5	17
Wolde Harris	11	6	573	5	2	12
Ross Paule	11	10	935	4	3	11
Mark Chung	7	7	660	3	2	8
Marcelo Balboa	19	19	1732	2	2	6
Paul Bravo	15	14	1192	3	0	6
Steve Trittschuh	11	11	990	2	2	6
Shaun Bartlett	4	4	325	1	2	4
Chris Carrieri	10	9	774	1	2	4
Wes Hart	11	9	778	1	2	4
Sean Henderson	6	5	428	2	0	4
Scott Benedetti	4	4	347	1	1	3
Zach Kingsley	5	3	247	1	1	3
Chris Martinez	13	11	954	0	3	3
Adrian Paz	8	7	599	0	3	3
Carlos Valderrama	7	7	670	0	3	3
Jean Harbor	4	4	324	1	0	2
David Patino	4	4	338	1	0	2
Zizi Roberts	2	1	122	1	0	2
Richard Sharpe	2	0	15	1	0	2
Peter Vermes	11	10	914	0	2	2
Jason Boyce	1	1	40	0	1	1
Robin Fraser	9	9	850	0	1	1
Denis Hamlett	3	3	270	0	1	1
Ritchie Kotschau	10	9	823	0	1	1
Pablo Mastroeni	6	6	570	0	1	1
Seth Trembly	4	2	183	0	1	1
Roy Wegerle	5	3	213	0	1	1
Junior Agogo	2	2	180	0	0	0
Kevin Anderson	1	1	81	0	0	0
Imad Baba	4	3	321	0	0	0
Brian Bates	5	3	333	0	0	0
Kyle Beckerman	5	3	291	0	0	0
Jason Bent	8	8	730	0	0	0
Alex Blake	1	0	1	0	0	0
Nat Borchers	4	4	370	0	0	0
Adin Brown	1	1	90	0	0	0
Ian Butterworth	4	4	332	0	0	0
Scott Cannon	2	1	124	0	0	0
Tote Castaneda	2	1	111	0	0	0
Matt Crawford	2	1	76	0	0	0
Chris Dawes	3	3	290	0	0	0
Jorge Dely Valdes	7	6	534	0	0	0
Raul Diaz Arce	2	2	145	0	0	0
Joey DiGiamarino	8	3	423	0	0	0
Jeff DiMaria	1	1	90	0	0	0
Paul Dougherty	3	3	203	0	0	0
Troy Edwards	2	2	154	0	0	0
Ian Feuer	3	3	270	0	0	0
Scott Garlick	8	8	750	0	0	0
Paul Grafer	1	1	90	0	0	0
Marcus Hahnemann	8	8	720	0	0	0
Steven Herdsman	3	3	268	0	0	0
Dusty Hudock	2	2	180	0	0	0
Tahj Jakins	8	4	354	0	0	0
Lance Key	3	3	280	0	0	0
Dominic Kinnear	2	1	116	0	0	0
Matt Kmosko	8	8	720	0	0	0
David Kramer	5	5	470	0	0	0
Anders Limpar	4	3	272	0	0	0
Tim Martin	2	2	173	0	0	0
Matt McKeon	4	4	360	0	0	0
Jason Moore	7	4	424	0	0	0
Matt Okoh	2	1	90	0	0	0
Raul Palacios	1	0	25	0	0	0
Darryl Powell	1	1	90	0	0	0

COLORADO RAPIDS CAREER STATISTICS VS. K.C. WIZARDS (cont.)

PLAYER	GP	GS	MIN	G	A	PTS
Steve Rammel	3	1	143	0	0	0
Felipe Rodriguez	1	1	90	0	0	0
Darren Sawatzky	2	2	128	0	0	0
Steve Shak	2	1	131	0	0	0
Jeff Stewart	4	2	212	0	0	0
Keyeno Thomas	2	0	71	0	0	0
Rick Titus	3	3	252	0	0	0
Scott Vallow	1	1	100	0	0	0
David Vaudreuil	8	8	708	0	0	0
Scott Vermillion	2	2	120	0	0	0
Craig Waibel	1	0	5	0	0	0
Waldir	2	0	57	0	0	0
Marquis White	5	1	146	0	0	0
Chris Woods	2	2	180	0	0	0
Henry Zambrano	2	1	115	0	0	0

Team totals	31	31	2850	44	45	133
Opponent totals	31	31	2850	58	62	178

GOALKEEPER	GP	MIN	SHTS	SV	GA	GAA
Ian Feuer	3	270	12	11	1	0.33
Scott Garlick	8	750	45	32	12	1.44
Dusty Hudock	2	180	16	13	3	1.50
Scott Vallow	1	100	5	3	2	1.80
Chris Woods	2	180	18	14	4	2.00
David Kramer	5	470	25	12	11	2.11
Marcus Hahnemann	8	720	64	44	17	2.13
Adin Brown	1	90	10	7	3	3.00
Paul Grafer	1	90	11	6	5	5.00

Team totals	31	2850	206	148	58	1.83
Opponent totals	31	2850	159	115	44	1.39

CURRENT COLORADO RAPIDS PLAYERS CAREER STATISTICS VS. K.C. WIZARDS (12-13-6)

PLAYER	GP	GS	MIN	G	A	PTS
John Spencer	10	9	905	8	3	19
Chris Henderson	21	18	1724	6	6	18
Mark Chung	13	13	1205	3	2	8
Chris Carrieri	10	9	774	1	2	4
Wes Hart	11	9	778	1	2	4
Zach Kingsley	5	3	247	1	1	3
Ritchie Kotschau	18	15	1447	0	2	2
Zizi Roberts	2	1	122	1	0	2
Robin Fraser	26	26	2336	0	1	1
Pablo Mastroeni	11	11	1030	0	1	1
Seth Trembly	4	2	183	0	1	1
Kyle Beckerman	6	3	305	0	0	0
Alex Blake	1	0	1	0	0	0
Nat Borchers	4	4	370	0	0	0
Joe Cannon	11	11	1010	0	0	0
Matt Crawford	2	1	76	0	0	0
Scott Garlick	19	19	1750	0	0	0
Darryl Powell	1	1	90	0	0	0
Jeff Stewart	4	2	212	0	0	0
Scott Vallow	1	1	100	0	0	0

Team totals	31	31	2850	44	45	133
Opponent totals	31	31	2850	58	62	178

GOALKEEPER	GP	MIN	SHTS	SV	GA	GAA
Joe Cannon	11	1010	52	41	8	0.71
Scott Garlick	19	1750	109	77	31	1.59
Scott Vallow	1	100	5	3	2	1.80

Team totals	31	2850	206	148	58	1.83
Opponent totals	31	2850	159	115	44	1.39

KANSAS CITY WIZARDS

TEMPORADA REGULAR

El Kansas City Wizards del 2003 dirigido por Bob Gansler ha demostrado ser un equipo de rachas esta temporada, y dada los cinco partidos que llevan sin perder, el resto de la Conferencia del Oeste debe estar al pendiente. A principios de temporada, cayeron en solo un partido en 10 (4-1-5), pero demostraron tener fallas cuando iban ganando por más de un gol. La constancia de Preki mantuvo el equipo al frente de su Conferencia. Muchos recordaran el 31 de mayo cuando Preki empató el partido a dos goles al final contra New England Revolution.

A tres días de cumplir 40 años, Preki una vez más llevo a su equipo a un triunfo con tres asistencias. Se colocó de líder en la tabla de máximo anotadores Budweiser, donde se mantuvo hasta la final de la temporada cuando fue coronado con el premio. A medidas de temporada, los Wizards estaban de líderes de la Conferencia del Oeste (empatados con San Jose) y con el mayor número de goles anotados en la MLS (31 goles en 15 partidos). El equipo viviría una racha de nueve partidos sin ganar, el delantero Josh Wolff no se recuperaba de lesiones, y el club decidió transferir unos jugadores por el artillero Wolde Harris del New England el 20 de agosto.

Pero entonces Gansler se inspiró. Para el partido del 27 de septiembre en Los Angeles, el técnico colocó a Chris Klein, quien normalmente jugaba por el medio derecho, por la izquierda en un sistema 3-6-1. Anotó dos goles, trayendo a un alto la racha perdedora y asegurándose el pase a los playoffs. Los Wizards terminaron la temporada regular 4-0-1 en sus últimos cinco partidos, llegando con confianza y momentum a los playoffs, en parte con la motivación de su dueño Lamar Hunt, quien se recupera de cirugía.

LO QUE DICEN...

El Wizards es un equipo parejo con personalidad y experiencia de imponer el tempo del partido con defensa sólida ... la formación presenta un equilibrio táctico que le permite a Chris Klein unirse al ataque fácilmente ... el Wizards sigue el liderazgo de Preki y sus creaciones dentro del área ... la defensa podría sufrir por la mitad, dada la falta de velocidad de Diego Gutierrez ... no es un secreto que el club depende de Preki para crear peligro y una marca efectiva podría limitar el ataque del club.

NOTAS Y ESTADISTICAS

Cuando Chris Klein anota un gol durante el partido, los Wizards suma un record de 18 victorias, una derrota y cinco empates ... el average de asistencia del club subió 27 por ciento desde el 2002 ... Preki se convirtió en el primer jugador de la MLS en coronarse el máximo anotador Budweiser en más de una temporada (12 goles y 17 asistencias en 2003 – igual que en 1997) ... el creador tiene el record de la Liga en puntos 264 (77g, 110a) y su total de asistencias esta a cuatro de Carlos Valderrama para el record de todos los tiempos ... Preki es el único jugador de la MLS en 2003 con 10 o más goles y asistencias ... el defensa Jimmy Conrad anotó cuatro goles en 2003 después de anotar dos en cuatro años... el 8 de agosto, el defensa Nick Garcia se convirtió en el jugador más joven de jugar 100 partidos en la Liga.

COLORADO RAPIDS

TEMPORADA REGULAR

Colorado sufrió un mal sueño al arrancar la temporada con ocho derrotas, tres empates y solo dos victorias, teniendo problemas para mantenerse en pie en la Conferencia del Oeste. Pero la suerte les cambió el 4 de julio, seguido por una racha de cinco victorias. Los Rapids se pelearon con Kansas City para posicionamiento en la tabla, finalizando en el tercer lugar del Oeste.

Al llegar a la temporada, los Rapids se suponía iban a depender de sus sorpresas, el liberiano Zizi Roberts y el novato Casey Schmidt. Pero Roberts sufrió una lesión a la rodilla y la adquisición defensiva Darryl Powell no estaba en forma física. El 4 de julio, enfrente de 60,000 fanáticos, los Rapids derrotaron 3-2 al Kansas City Wizards y la historia cambió. El dúo de Mark Chung y John Spencer estuvieron imparables, sumando 25 goles entre los dos. El club fue comprado por Kroenke Sports Enterprises y el técnico Tim Hankinson tenía una vez más a sus jugadores disponibles. Colorado llega a los playoffs un poco frustrados, ya que terminó la temporada regular con cuarto partidos sin ganar.

LO QUE DICEN...


Los Rapids combinan una potente línea ofensiva con individualidades en la defensa para llegar al éxito ... John Spencer es la clave del ataque, pero su unión con Mark Chung por la banda y la creación del joven Kyle Beckerman lo hace hasta más peligroso ... los rivales tienen que eliminar a Spencer para ser exitosos pero Colorado se aprovechará de los peligrosos Zizi Roberts, Mark Chung, Chris Carrieri, o Chris Henderson... los jóvenes Wes Hart, Kyle Beckerman y Seth Trembly no se quedarán atrás y podrán marcar la diferencia ... vale la pena observar al novato defensa Nat Borchers.

NOTAS Y ESTADISTICAS

Colorado lleva 12 partidos sin sufrir una pérdida en casa... el delantero John Spencer anotó gol en seis partidos consecutivos entre el 6 de julio y el 9 de agosto ... el artillero sumó 14 goles en 2003, igualando su marca del 2001 ... los Rapids no han perdido cuando juegan tiempo extra.



KANSAS CITY WIZARDS



Wizards coach Bob Gansler played around with his line-up all through the season, but in the end, the entire system will always revolve around the havoc that Preki can create, and if the Budweiser Scoring Champion can get the ball near the box then he brings improvisation to an otherwise predictable maneuver. The team righted its ship as Gansler brought Chris Klein forward to pair with Preki as attacking midfielders behind a lone ranger up top. The back three can be exposed down the center with the likes of 30-year-old Diego Gutierrez who does not have the speed to keep up with the league's speediest forwards, but the wide midfielders are expected to work flag to flag. In the end it is no secret that the team depends on Preki to create danger in attack and an efficient marking of the player may limit the damage but few have been able to solve the 40-year-old and his deceiving dribbling moves as he evades marksmen by wandering all over the field.

The Wizards become stingy on the road where they allowed only 19 goals in 15 games, second only to the Earthquakes' MLS-low 16 ... Kansas City scored first in 19 of 30 matches but won only nine of those contests (9-4-6) showing a propensity of giving back leads ... Preki became the first MLS player ever to win two Budweiser Scoring Championships with his 12 goals and 17 assists in 2003 - the same number he registered in 1997 when he won the crown ... The veteran playmaker is MLS' all-time leading scorer with 264 points (77g, 110a) and his assist total is just four behind Carlos Valderrama for the all-time lead ... Preki is the only player in MLS in 2003 with double-digits in goals and assists ... The Wizards are 18-1-5 all-time when Chris Klein scores a goal with the only loss coming by shootout in 1999 vs. D.C. United ... On Aug. 8, 24-year-old defender Nick Garcia became the youngest player in MLS history to start 100 games.

WIZARDS GOALSCORERS - 2003

	MLS	USOC	CCC	TOT
Preki	12			12
Simutenkov	7	2		9
Klein	6			6
Conrad	4			4
Quill	3			3
Gomez	3			3
Arnaud	3			3
Brown	2			2
Wolff	2			2
Armstrong	2			2
Zavagnin	1			1
Brunt	1			1
Zotinca	1			1

HEAD COACH: BOB GANSLER (5th season)

For the fourth consecutive season Kansas City Wizards Head Coach Bob Gansler led his team to the MLS Cup Playoffs and in the process may have rid himself of the "defensive-minded" reputation once and for all. For the first half of the 2003 campaign Kansas City led the League in scoring and in the end would feature MLS' Budweiser Scoring Champion - the evergreen Preki. But Gansler led the Wizards to the MLS Cup 2000 title in a remarkable turnaround following a disappointing 8-24 season in 1999, and he did it by employing a rock-solid playing style based on a hard-working, mistake-free brand of soccer. It was usually enough for the team to secure a lead to close out a match as the 1-0 championship victory proved. The remarkable season earned the former 1990 U.S. World Cup boss the Coach of the Year honors.

The 2003 regular season had followed along the same lines as the 2002 campaign, when the team had reached the semifinals of both the U.S. Open Cup and CONCACAF Champions Cup before fading conspicuously during the late summer months. But this year Gansler, who was hired during the 1999 season, made key tactical changes which had the desired effects.

KANSAS CITY WIZARDS
2003 SEASON REVIEW

There are no half-measures with the 2003 Kansas City Wizards. Bob Gansler's squad has shown itself to be one of the more streaky clubs in the League this year and if the season is any indication, the five-game unbeaten streak with which they enter the postseason should serve as a fair warning to the rest of the Western Conference.

Coming off a dominating preseason, the Wizards came out of the gates as one of the strongest teams in the early going, dropping only one of their first 10 matches (4-1-5). That record, however, could have been significantly more impressive had the team been able to hold on to a lead as in their dominant days of 2000.

During the first 10 games of 2003 the Wizards gave back the lead on eight occasions. Kansas City would have to rely on its sudden goal-scoring prowess to pull out these matches.

And in seven of the first 10 contests the team would succeed in notching two or more goals, led by the League's leading scorer – Preki, who carried this team on his back when the psychological weight of giving away games could have led to a total collapse. The will of the veteran was never more apparent than on May 31 when he single-handedly brought the Wizards even at 2-2 with two late goals on the road against the New England Revolution.

The fact that it was Preki's year was undeniable almost a month later in Kansas City on 'Preki Bobblehead Night' against Chicago. Just three days removed from his 40th birthday, the wily veteran set up three goals before scoring one of his own in leading his side to a 4-2 win on June 21. Preki, who jumped to the top of the Budweiser Scoring table in the process, came off to a standing ovation in the 81st minute as fans serenaded him with strains of "Happy Birthday to You" in one of the most magical moments of the year.

At the halfway point of the season the Wizards sat atop the Western Conference (even with San Jose) as the highest scoring team in MLS (31 goals in 15 matches) with their playmaker in as great a form as he ever had been. But just around the corner was a slump that no one had seen coming.

As in 2002, the team hit a wall in the summer months and its play dragged on in uninspired fashion. The goal outburst predictably slowed down and if not for Preki, there were few solutions to solve the uncharacteristic scoring drought.

Between July 26 and September 20 the Wizards suffered through a nine-game winless streak in which they could only muster six goals.

The team appeared sluggish up top and Gansler tried several alternatives. With U.S. World Cup forward Josh Wolff battling injury all season, that left veteran Igor Simutenkov and second-year player Davy Arnaud to take on the opposition either individually in a single-forward formation or in tandem. With all else failing, management opted to trade for out of sorts New England Revolution forward Wolde Harris on Aug. 20 but even he could not score in a Wizards uniform in 2003.

KANSAS CITY WIZARDS - 2003

Then came an ingenious tactical move by Gansler, which likely saved the season for the Wizards. Ahead of the daunting Sept. 27 road match at Los Angeles, the Kansas City strategist opted to start Klein, normally a right-sided midfielder, on the left side of a 3-6-1 single forward formation featuring a three-man back line. Down 1-0, it was Klein, in his advanced position, scoring the two goals that would allow the Wizards to snap the nine-game winless streak and clinch a playoff berth in the process with a 2-1 victory, their first in Los Angeles since 1997.

The next week the team voluntarily incurred a League fine in order to wear the same white shorts they donned on the West Coast. But it was not the superstitious kit decision but Klein, who once again contributed two goals for a 4-2 home victory over the Colorado Rapids.

Galvanized by the success of the new-look team, the Wizards reeled off a total of four consecutive wins and closed the season with a 4-0-1 record in their last five games, capturing the No. 2 seed in the West with the last game of the season.

It was a contest at RFK Stadium in which Preki would seal with a goal his unprecedented second Budweiser Scoring Championship, six years after his last one. Now Kansas City enters the MLS Cup Playoffs riding a wave of confidence and momentum and it will have something extra to play for as the club's investor-operator, Lamar Hunt, who was personally responsible for the ticket rush in the offseason and subsequent attendance climb, recovers from surgery.



KANSAS CITY WIZARDS-2003 REGULAR SEASON INDIVIDUAL STATS

UNF	POS	PLAYER	GP	GS	MIN	G	A	PTS	SHT	SOG	BLK	FC	FS	OFF	CK	C	E
11	MID	Preki	30	30	2678	12	17	41	92	34	0	20	60	3	84	5	0
20	FWD	Igor Simutenkov	21	19	1435	7	3	17	43	25	0	27	36	11	0	3	0
17	MID	Chris Klein	27	27	2527	6	4	16	37	16	0	19	25	14	15	1	0
19	M/F	Eric Quill	27	25	2261	3	7	13	33	17	1	26	33	14	7	6	0
12	DEF	Jimmy Conrad	30	30	2777	4	1	9	18	8	1	44	18	2	0	2	0
10	MID	Francisco Gomez	26	18	1644	3	3	9	45	19	1	20	26	1	16	3	0
22	FWD	Davy Arnaud	18	7	818	3	0	6	11	5	0	20	20	9	0	3	0
8	M/F*	Chris Brown	18	11	1189	2	2	6	29	13	0	7	7	2	0	0	0
15	FWD	Josh Wolff	13	9	872	2	1	5	14	9	0	18	12	10	0	1	0
16	MID	Stephen Armstrong	23	9	1102	2	0	4	17	9	0	26	20	4	1	2	0
5	MID	Kerry Zavagnin	29	27	2487	1	2	4	12	2	1	49	41	1	1	6	0
18	DEF	Chris Brunt	4	2	166	1	0	2	2	1	0	4	3	0	0	0	0
23	M/D	Alex Zotinca	20	14	1239	1	0	2	11	5	1	34	22	0	0	6	0
4	DEF	Carey Talley	20	13	1344	0	1	1	3	0	0	23	19	1	0	5	0
6	DEF	Jose Burciaga Jr.	4	4	347	0	0	0	2	2	1	6	5	0	0	1	0
9	FWD*	Dario Fabbro	8	2	179	0	0	0	3	1	0	2	3	4	0	1	1
3	DEF	Nick Garcia	29	29	2689	0	0	0	7	2	2	35	32	1	0	5	1
26	DEF	Taylor Graham	2	0	10	0	0	0	0	0	0	0	0	0	0	0	0
7	D/M	Diego Gutierrez	20	17	1559	0	0	0	12	2	0	33	31	2	2	6	0
13	FWD*	Wolde Harris	10	6	560	0	0	0	20	10	0	9	14	5	0	0	0
14	M/F	Jack Jewsbury	2	1	61	0	0	0	0	0	0	0	0	0	0	0	0
1	GK	Tony Meola	30	30	2797	0	0	0	0	0	0	0	4	0	0	2	0
25	GK	Bo Oshoniyi	1	0	8	0	0	0	0	0	0	0	0	0	0	0	0
		Own-goals received															
		Team totals	30	30	2797	48	41	137	411	180	8	422	445	84	126	58	2
		Opponent totals	30	30	2797	44	38	126	370	172	6	460	410	111	143	59	4

GAME-WINNING GOALS: Igor Simutenkov 3, Chris Klein 2, Chris Brown 2, Alex Zotinca 1, Josh Wolff 1
Preki 1, Jimmy Conrad 1

GAME-WINNING ASSISTS: Preki 5, Chris Klein 2, Josh Wolff 1, Igor Simutenkov 1, Eric Quill 1
Francisco Gomez 1, Chris Brown 1

PENALTY KICK GOALS/ATTEMPTS: Preki 5-6

KANSAS CITY WIZARDS-INDIVIDUAL GOALKEEPING

UNF	POS	GOALKEEPER	GP	GS	MIN	SHTS	SV	C/P	GA	GAA	PG	PA	W	L	T	SO	RECORD
25	GK	Bo Oshoniyi	1	0	8	0	0	0	0	0.00	0	0	0	0	0	0	0-0-0
1	GK	Tony Meola	30	30	2789	172	121	82	44	1.42	6	6	11	10	9	4	2-0-9
		Team totals	30	30	2797	172	129	82	44	1.42	6	6	11	10	9	4	2-0-9
		Opponent totals	30	30	2797	180	133	72	48	1.54	5	6	10	11	9	6	0-2-9

*Indicates individual played with other teams in 2003. Only Kansas City Wizards statistics listed here.

KANSAS CITY WIZARDS- INDIVIDUAL GAME HIGHS

PTS: 5	Preki	06/21/2003	vs. CHI	W 4-2
G: 2	Preki	05/31/2003	at NE	T 2-2
2	Igor Simutenkov	07/12/2003	vs. DAL	W 5-1
2	Chris Klein	09/27/2003	at LA	W 2-1
2	Chris Klein	10/04/2003	vs. COL	W 4-2
A: 3	Preki	06/21/2003	vs. CHI	W 4-2
3	Preki	10/04/2003	vs. COL	W 4-2
SV: 9	Tony Meola	04/19/2003	at SJ	T 1-1
9	Tony Meola	07/19/2003	at CLB	W 1-0
9	Tony Meola	07/26/2003	at CHI	L 0-2
GA: 4	Tony Meola	09/20/2003	vs. SJ	L 1-4

KANSAS CITY WIZARDS-TEAM GAME HIGHS

G:	5	07/12/2003	vs. DAL	W 5-1
SHT:	23	10/11/2003	vs. LA	W 2-1
SOG:	14	06/21/2003	vs. CHI	W 4-2
SHTS:	12	07/26/2003	at CHI	L 0-2
GA:	4	09/20/2003	vs. SJ	L 1-4

KANSAS CITY WIZARDS – 2003 POSTSEASON SQUAD

No. Player	Pos.	Ht.	Wt.	Birthdate	Joined Club	Last Club	International
1 Tony Meola	GK	6-1	205	02/21/1969	1999	MetroStars (MLS)	USA 99/0
<i>The experienced Wizards captain again led from the back through his vocal presence and personality.</i>							
3 Nick Garcia	DF	5-10	160	04/09/1979	2000	Indiana Univ.	
<i>Young defender who started every game except one (suspension, and made his full international debut for the USA.</i>							
4 Carey Talley	DF	6-2	180	08/26/1976	2002	D.C. United (MLS)	
<i>Injuries limited his involvement, as he also moved between roles as a wingback, holding midfielder and fullback.</i>							
5 Kerry Zavagnin	MD	5-10	170	07/02/1974	2000	Lehigh Valley (USL)	
<i>Busy central midfielder, who once again served to give balance to the team's midfield behind Preki while also contributing a few goals.</i>							
6 Jose Burciaga Jr.	DF	6-1	166	11/16/1981	2001	U.S. U-20	
<i>Torn ACL ended the young defender's season for the second season in a row, after starting the first four matches at left back.</i>							
7 Diego Gutierrez	DF	5-7	155	11/03/1972	2002	Chicago (MLS)	
<i>Career left-sided player who was installed as the center of the back three after an injury-plagued first half of the campaign.</i>							
9 Jorge Vazquez	MD	5-9	160	11/28/1969	2003	New England (MLS)	
<i>Acquired in an August 20 trade from New England Revolution, the skillful midfield never saw the field under Gansler through injury.</i>							
10 Francisco Gomez	MD	5-11	170	01/25/1979	1999	California Jaguars (USL)	
<i>After a promising start in the first-choice midfield, injuries relegated the one-time heir to Preki to bench role instead.</i>							
11 Preki	MD	5-9	165	06/24/1963	2002	Miami (MLS)	USA 28/4
<i>A remarkable, dominating season, starting every game as a 40-year-old. Secured unprecedented second Budweiser Scoring title.</i>							
12 Jimmy Conrad	DF	6-2	185	02/12/1977	2003	San Jose (MLS)	
<i>In his first year in KC (moving from San Jose), started every game in the back line also chipped in career-high four goals.</i>							
13 Wolde Harris	FW	5-10	190	01/26/1974	2003	Colorado (MLS)	Jamaica
<i>Acquired on Aug. 20 to add a greater presence to the attack, he didn't open his scoring account with Kansas City in 10 games.</i>							
14 Jack Jewsbury	MD	6-0	185	04/13/1981	2003	St. Louis Univ.	
<i>When called upon by Gansler in two appearances he left a favorable impression, especially at right back in his first start on Aug. 22.</i>							
15 Josh Wolff	FW	5-8	160	02/25/1977	2003	Chicago (MLS)	USA 20/6
<i>Despite a change of scenery, his star-crossed career continued with inopportune physical setbacks, starting in just nine matches.</i>							
16 Stephen Armstrong	MD	5-10	165	07/23/1976	2002	D.C. United (MLS)	
<i>A valuable asset off the bench who can assume any role, providing energy, spunk and unpredictable left-footed skills.</i>							
17 Chris Klein	MD	6-1	180	01/04/1976	1998	Indiana Univ.	USA 14/3
<i>Moved into a more attacking role at season's end, his goals were a late-season catalyst. In the U.S. team for the Confederations Cup.</i>							
18 Chris Brunt	DF	5-11	165	01/01/1980	2002	Sioux Falls (USL)	
<i>Defender and developmental player made four appearances and scored his first career MLS goal vs. Dallas on July 12.</i>							
19 Eric Quill	MD	5-10	170	02/28/1978	2002	Tampa Bay (MLS)	
<i>Answered Gansler's calling and pushed forward with more urgency on the flank, contributing three goals and seven assists.</i>							
20 Igor Simutenkov	FW	5-8	145	04/03/1973	2002	Tenerife (Spain)	Russia 20/9
<i>Overcame nagging injuries including a calf strain, strained hamstring and separated shoulder to finish second to Preki in scoring.</i>							
21 Kevin Friedland	DF	5-8	154	10/03/1981	2003	Southern Methodist Univ.	
<i>Developmental player who did not see any time on the field during his 2003 rookie campaign.</i>							
22 Davy Arnaud	FW	6-0	165	06/22/1980	2002	West Texas A&M Univ.	
<i>Signed to a senior contract in March and rewarded the club as he gained a regular place with his work ethic and hit for key goals.</i>							
23 Alex Zotinca	MD	6-0	170	01/22/1977	2003	Kansas City Comets (MISL)	
<i>Acquired May 14 and used at defender and midfielder, the Romanian former indoor player brought a combination of skill and physicality</i>							
25 Bo Oshoniyi	GK	6-1	190	11/03/1971	2000	Atlanta Silverbacks (USL)	
<i>Backup goalkeeper did not make a start in the regular season but was in lineup for the 3-2 U.S. Open Cup loss to Colorado.</i>							
26 Taylor Graham	DF	6-4	190	06/03/1980	2003	Stanford Univ.	
<i>Rookie defender and developmental player who made two cameo appearances as substitute (10 total minutes)</i>							
30 Taly Goode	GK	6-3	200	08/25/1978	2002	Atlanta Silverbacks (USL)	
<i>Developmental player in his second season with KC as the third-string goalkeeper and did not see time in goal.</i>							

Head Coach: Bob Gansler



KANSAS CITY WIZARDS - 2003

KANSAS CITY WIZARDS - GAME-BY-GAME

#	Player	1	2	3	4	5	6	7	8	9	10	11	12	13	14	15	16	17	18	19	20	21	22	23	24	25	26	27	28	29	30						
	DC SJ CHI CLB DAL NE	3-2	1-1	2-3	2-2	3-1	1-1	1-1	1-1	2-1	2-2	2-1	1-2	4-2	0-0	2-3	5-1	1-0	0-2	0-1	0-0	2-3	2-2	0-1	1-2	0-1	1-4	2-1	4-2	2-1	1-0	1-1					
1	Tony Meola	92G	00G	90G	00G	90G	00G	00G	90G	00G	00G	90G	00G	00G	00G	90G	00G	90G	00G	00G	00G	00G	00G	90G	00G	90G	00G	90G	00G	90G	00G	90G	00G				
3	Nick Garcia	92D	00D	90D	00D	90D	00D	00D	90D	00D	00D	90D	00D	90D	82D	90D	90D	90D	90D	90D	90D	00D	00D	90D	90D	90D	90D	90D	90D	90D	90D	90D	00D				
4	Carey Talley	92M	00M	90M	45	00D	00D	90D	00D	90D	80D	45	90D	45D								55			2	17	74M	6	23	00M							
5	Kerry Zavagnin	37	23	00M	90M	00M	00M	73M	67M	90M	90M	90M	90M	00M	00M	90M	90M	90M	90M	00M	00M	00M	90M	71M	88M	73M	90M	90M	95M	90M	00M						
6	Jose Burciaga Jr.	92D	00D	90D	65D																																
7	Diego Gutierrez	79M	00M	71M	00M	45D			1			87M						16	45	00M	90D				90D	90D	90D	90F	90D	95D	90D	00D					
8	Chris Brown	92F	00F	28	00F	90F	00F	70F	90F	00F	24	88M	15	16	59	90F	90F	24	13																		
9	Dario Fabbro	13	19	10	64F	45F						3	12																								
10	Francisco Gomez	92M	63M		90M	00M	00M	00M	90M	00M	90M	80M	90M	64M		71M	90M	57M	45M	24	33			6	19	90M	45	16	14	72M	13						
11	Preki	92M	00M	90M	00M	76M	72M	00M	89M	00M	90M	90M	81M	84M	90M	78M	82M	90M	90M	76F	90F	00F	90M	90M	90M	90M	90M	83F	90F	95F	90F	00F					
12	Jimmy Conrad	92D	00D	90D	00D	90D	00D	00D	90D	00D	90D	90D	90D	00D	00D	90D	90D	90D	90D	00D	00D	76D	00D	90D	90D	90D	90D	90D	84D	95D	90D	00D					
13	Wolde Harris																																				
14	Jack Jewsbury																																				
15	Josh Wolff	47	78F	82F																																	
16	Stephen Armstrong				39	26	28	30	17	33		10	90M	00D	90D	20	8	33	45	00M	90M	45D	22	9	72M		90M	68M									
17	Chris Klein	92M	00M	90M	00M	90M	00M	00M	90M	00M																											
18	Chris Brunt																																				
19	Eric Quill				22	67F	35	90M	00F	90M	00M	90M	90M	00M	00M	90M	90M	74M	90M	87M	90M	62M	68M	81M		90M		90M	95M	90M	00M						
20	Igor Simutenkov	45F			62F	61F	40		73F		66F	90F	75F	00M	90F	70F	73F	90F	90F	32F																	
22	Davy Arnaud				14		13				90M	2	1																								
23	Alex Zoticna																																				
25	Bo Oshoniyi																																				
26	Taylor Graham																																				
	"00"																																				
	F/M/D/G																																				
	Played for other teams:																																				
	Jorge Vazquez																																				
	Wolde Harris																																				

"00" = 100 minutes played
 F/M/D/G = starting position

Played for other teams:
 Jorge Vazquez played 197 minutes for NE
 Wolde Harris played 856 minutes for NE

KANSAS CITY WIZARDS - GAME-BY-GAME

Game #1	04/12/2003	KC 3 vs DC 2	W (OT)	Preki (3); Klein (61); Brown (92) o.g. (Onstad) (74)
Game #2	04/19/2003	KC 1 at SJ 1	T (2OT)	Simutenkov (25); Conrad (38)
Game #3	04/26/2003	KC 2 vs CHI 3	L	Preki (47+ pen); Quill (89)
Game #4	05/03/2003	KC 2 vs CLB 2	T (2OT)	Quill (12); Brown (15); Klein (66)
Game #5	05/10/2003	KC 3 at DAL 1	W	Simutenkov (69)
Game #6	05/14/2003	KC 1 vs NE 1	T (2OT)	Preki (6)
Game #7	05/17/2003	KC 1 at DC 1	T (2OT)	Simutenkov (21); Preki (89)
Game #8	05/24/2003	KC 2 vs LA 1	W	Preki (72,83)
Game #9	05/31/2003	KC 2 at NE 2	T (2OT)	Arnaud (11); Wolff (28)
Game #10	06/07/2003	KC 2 vs MET 1	W	Wolff (49)
Game #11	06/14/2003	KC 1 at LA 2	L	Conrad (26); Gomez (33); Zoticca (42); Preki (70 pen)
Game #12	06/21/2003	KC 4 vs CHI 2	W	
Game #13	06/28/2003	KC 0 at SJ 0	T (2OT)	
Game #14	07/04/2003	KC 2 at COL 3	L	Preki (23); Armstrong (90)
Game #15	07/12/2003	KC 5 vs DAL 1	W	Brunt (45); Simutenkov (53,56); Quill (68); Armstrong (74)
Game #16	07/19/2003	KC 1 at CLB 0	W	Simutenkov (58)
Game #17	07/26/2003	KC 0 at CHI 2	L	
Game #18	08/08/2003	KC 0 vs SJ 1	L	
Game #19	08/13/2003	KC 0 at MET 0	T (2OT)	
Game #20	08/16/2003	KC 2 at DAL 3	L	Preki (26 pen); Gomez (77)
Game #21	08/22/2003	KC 2 vs COL 2	T (2OT)	Arnaud (1); Preki (93+ pen)
Game #22	08/31/2003	KC 0 at CLB 1	L	
Game #23	09/06/2003	KC 1 vs MET 2	L	Preki (79 pen)
Game #24	09/13/2003	KC 0 at COL 1	L	Arnaud (59)
Game #25	09/20/2003	KC 1 vs SJ 4	L	Klein (40,81)
Game #26	09/27/2003	KC 2 at LA 1	W	Conrad (15); Klein (21,82); Gomez (90)
Game #27	10/04/2003	KC 4 vs COL 2	W	Zavagnin (13); Simutenkov (95)
Game #28	10/11/2003	KC 2 vs LA 1	W (OT)	Conrad (15)
Game #29	10/18/2003	KC 1 vs DAL 0	W	
Game #30	10/25/2003	KC 1 at DC 1	T (2OT)	Preki (17)

ALL-TIME KANSAS CITY WIZARDS POSTSEASON STATISTICS


UNF	POS	PLAYER	GP	GS	MIN	G	A	PTS	SHT	SOG	BLK	FC	FS	OFF	CK	C	E
11	MID	Preki	17	16	1461	8	3	19	48	28	0	14	26	2	21	3	0
7	FWD	Miklos Molnar	7	7	659	5	0	10	28	13	0	20	10	4	0	1	0
2	DEF	Matt McKeon	19	14	1335	3	1	7	17	7	0	42	20	0	0	4	0
10	MID	Francisco Gomez	9	3	272	2	2	6	7	4	0	6	10	0	13	0	0
17	MID	Chris Klein	13	13	1143	1	3	5	7	2	0	11	8	3	5	1	0
19	FWD	Eric Quill	3	3	262	1	3	5	3	2	0	3	2	2	1	1	0
12	FWD	Vitalis Takawira	7	7	586	2	1	5	13	12	0	10	17	9	3	0	0
8	M/F	Chris Brown	10	7	680	1	2	4	11	5	0	11	5	1	0	0	0
10	M/F	Mo Johnston	15	11	1166	1	2	4	27	14	0	34	20	8	6	4	1
32	FWD	Onandi Lowe	3	3	270	2	0	4	22	7	1	13	15	6	0	1	0
13	MID	Mark Chung	7	7	629	1	1	3	12	6	0	8	11	0	8	0	0
9	FWD	Dario Fabbro	2	0	76	1	0	2	5	1	0	2	1	3	0	1	0
19	MID	Chris Henderson	7	7	659	1	0	2	16	6	0	18	18	3	25	2	0
20	FWD	Igor Simutenkov	3	3	177	1	0	2	4	1	0	2	6	0	0	1	0
10	MID	Mike Sorber	5	5	403	0	2	2	3	1	0	7	3	0	12	1	0
6	DEF	Peter Vermes	13	13	1184	0	2	2	6	2	0	12	20	0	2	4	0
5	MID	Kerry Zavagnin	13	13	1187	0	2	2	10	3	0	13	27	0	0	2	0
4	MID	Mike Burns	4	3	296	0	1	1	3	1	0	7	1	0	1	2	0
3	DEF	Nick Garcia	13	13	1208	0	1	1	1	0	0	18	20	0	0	4	0
15	FWD	Roy Lassiter	3	2	166	0	1	1	3	1	0	2	1	1	0	1	0
20	DEF	Uche Okafor	7	5	393	0	1	1	1	0	0	8	3	0	0	1	0
3	FWD	Paul Wright	6	5	461	0	1	1	10	5	0	10	13	2	0	1	0
1	GK	Mike Ammann	2	2	180	0	0	0	0	0	0	0	0	0	0	0	0
16	MID	Stephen Armstrong	3	0	50	0	0	0	2	2	0	2	1	0	0	0	0
6	DEF	Sean Bowers	7	7	630	0	0	0	8	3	3	5	6	1	0	0	0
14	DEF	John DeBrito	1	0	20	0	0	0	0	0	0	0	1	0	0	0	0
15	DEF	Samuel Ekeme	2	0	30	0	0	0	0	0	0	2	2	0	0	0	0
12	FWD	Gary Glasgow	3	2	140	0	0	0	3	0	0	3	6	1	1	1	0
4	DEF	Richard Gough	2	2	180	0	0	0	0	0	0	7	1	1	0	1	0
13	MID	Andrew Gregor	3	1	118	0	0	0	2	0	0	4	2	0	3	2	0
7	MID	Diego Gutierrez	8	8	712	0	0	0	6	3	0	21	8	0	0	1	0
5	MID	Brian Johnson	3	0	33	0	0	0	1	0	0	2	0	0	0	0	0
14	FWD	Frank Klopas	5	1	105	0	0	0	2	2	0	3	3	1	0	1	0
25	GK	Garth Lagerwey	5	5	450	0	0	0	0	0	0	0	0	0	0	0	0
1	GK	Tony Meola	13	13	1208	0	0	0	0	0	0	0	0	0	0	1	0
3	DEF	Steve Pittman	2	2	160	0	0	0	1	0	0	1	4	0	1	1	0
4	DEF	Brandon Prideaux	7	7	659	0	0	0	2	0	0	11	15	0	0	0	0
7	MID	Edmundo Rodriguez	1	0	10	0	0	0	0	0	0	1	0	0	0	1	0
4	DEF	Carey Talley	3	3	279	0	0	0	1	0	0	6	5	0	0	1	0
9	DEF	Ryan Tinsley	2	2	150	0	0	0	0	0	0	4	5	0	0	1	0
4	DEF	Scott Uderitz	5	5	431	0	0	0	0	0	1	11	15	1	0	1	0
		Team totals	20	20	1858	30	29	89	285	131	5	354	337	49	102	47	1
		Opponent totals	20	20	1858	32	31	95	235	116	6	337	354	74	109	37	3

KANSAS CITY WIZARDS INDIVIDUAL GOALKEEPING

UNF	POS	GOALKEEPER	GP	GS	MIN	SHTS	SV	C/P	GA	GAA	PG	PA	W	L	T	SO	RECORD
1	GK	Tony Meola	13	13	1208	70	52	41	17	1.27	2	2	6	5	2	6	0-2-2
25	GK	Garth Lagerwey	5	5	450	31	18	10	9	1.80	0	0	2	3	0	0	0-0-0
1	GK	Mike Ammann	2	2	180	15	9	6	6	3.00	0	0	0	2	0	0	0-0-0
		Team totals	20	20	1858	116	84	57	32	1.55	2	2	8	10	2	6	0-2-2
		Opponent totals	20	20	1858	131	101	53	30	1.45	2	2	10	8	2	4	2-0-2



COLORADO RAPIDS



Colorado is currently riding a team-record twelve-game home unbeaten streak... Forward John Spencer set a team record with his six-game scoring streak between July 6th and August 9th. Spencer knocked home 14 goals in 2003, equaling the mark he set in his MLS debut season in 2001... Chris Carrieri set a personal best in assists this season, supplying eight assists... The Rapids are undefeated in overtime this season, posting a 1-0-7 record in the golden goal tiebreaker... The Rapids have only come back from a halftime deficit once this year, for a 1-8-0 tally (.111).

RAPIDS GOALSCORERS - 2003

	MLS	USOC	CCC	TOT
Spencer	14	3		17
Chung	11			11
Roberts	5			5
Henderson	4	1		5
Carrieri	3			3
Crawford	1			1
Kotschau	1			1
Trembly	1			1

HEAD COACH: TIM HANKINSON (4th season)

Tim Hankinson succeeded Glenn "Mooch" Myernick as the Head Coach of the Rapids in the 2000 season and began orchestrating a series of moves that helped rebuild the team in his image, including the acquisition of legendary Scottish striker John Spencer and dynamic domestic talents Chris Henderson, Chris Carrieri, Pablo Mastroeni, and Mark Chung. Hankinson led the renovated team to the 2002 MLS Cup Playoffs, defeating the Dallas Burn in the first round before losing in the semifinals to the Los Angeles Galaxy.

Hankinson's coaching career began in the NCAA, where he guided the Alabama A&M Bulldogs to the 1981 national championship match against UConn. From 1985 - 90, he led the Syracuse Orangemen; capturing the 1985 Big East Championship and earning Big East Coach of the Year honors in 1986.

In 1992, Hankinson helped found and served as the head coach, general manager and owner of the A-League Charleston Battery. While with the Battery, Hankinson fashioned a 27-14 record and led his team to the playoffs twice, reaching the league semifinals in 1994. For his efforts, he was named National Coach of the Year in the United Systems of Independent Soccer Leagues (USISL) for 1994. In 1995, Hankinson moved to the front office as general manager of the USISL's Raleigh Flyers. Prior to joining the Rapids, Hankinson was the first coach in the history of Nike Project 40, and also served two years as the head coach of the Tampa Bay Mutiny posting a 39-38-3 record with the team.

Tim Hankinson has stayed true to his 4-4-2 scheme, which very much relies on the interchangeability of the front two of Spencer and Carrieri and the flank players of Chung and Henderson - who take up central positions. Carrieri also looks to drop into midfield to find the ball. Aside from the "big name" players on the attack, the Rapids enjoy a wealth of young versatile players that can adapt to a variety of roles. Kyle Beckerman has shown quality as a central midfielder alongside Pablo Mastroeni, while Nat Borchers has been very impressive in central defense alongside Robin Fraser. But the key to the Rapids has been Spencer, providing 14 of the team's 40 goals this season. Four of Spencer's goals came from the penalty mark, products of the Rapids' offensive pressure inside the box.

COLORADO RAPIDS
2003 SEASON REVIEW

As the half-season mark approached, there was no reason to reason to believe Colorado Rapids would be anywhere near the top of the MLS table at the end of the campaign. But after an early-season nightmare when the club won just two of their first 13 matches, the Rapids began one of the more impressive turnarounds in MLS history before finally settling into third place in the Western Conference.

Coming into the season, the Rapids were something of a wild card. Boasting an impressive array of offensive weapons to begin with in former Scotland international John Spencer and Mark Chung and Chris Henderson providing the service from midfield, the addition of Liberian international striker Zizi Roberts and rookie scoring ace Casey Schmidt seemed to promise great things. But when former France international midfielder Gilles Grimandi – obtained from England’s Arsenal FC in the offseason – decided he wanted to return to his home country, the stage was unfortunately set.

The Rapids lost five of their first six matches and didn’t win for the first time until May 31 – a dramatic 1-0 victory at home against defending MLS Cup champion Los Angeles Galaxy. But Rapids boss Tim Hankinson was still trying to find the right combination for his team – which was suffering further manpower difficulties.

Roberts went down with a knee injury in the fifth week of the season with the club’s only two goals of the season to that point, not to return until nearly season’s end. Defender Steven Herdsman retired from the sport, and Mexican defender Alberto Rizo, signed in May, failed to command a regular place. Striker Chris Carrieri found himself in Hankinson’s doghouse after some inopportune remarks but managed to play his way out, scoring the goal that gave Colorado their first win.

Still, there was only one more victory coming in the next six matches, a storming 4-1 victory against New England Revolution in Denver that could really have been 10 if not for the performance of New England ‘keeper Adin Brown. But there were some signs, as both Spencer and Chung began to find the back of the net with some regularity.

On July 4th, in front of a partisan crowd of more than 60,000 fans, the Rapids defeated Kansas City Wizards 3-2 and began one of the most dramatic turnarounds in MLS history. Chung hit for a pair of goals and Spencer hit for one, the third consecutive match each had scored in the same game. By season’s end, they would each hit home in the same match on seven occasions, matching the league record also set during 2003 by the Chicago Fire strike duo of Ante Razov and Damani Ralph.

The following week, Spencer’s goal gave the Galaxy a 1-0 victory at Los Angeles Galaxy, their first loss in their new home, his club-record sixth consecutive match with a goal. The Rapids then continued up the coast and knocked off in-form San Jose Earthquakes 2-0 at Spartan Stadium, eventually running their winning streak to five games with victories against MetroStars and Dallas.

COLORADO RAPIDS - 2003

A 1-0 loss away to D.C. United on August 13 was only a bump in the road, as the Rapids then reeled off seven league matches without loss, including consecutive victories against San Jose away (2-1) and Dallas and Kansas City at home. However, there was a defeat in the quarterfinals of the U.S. Open Cup, a 2-1 decision to Chicago Fire after Mastroeni was sent off after a half-hour. The Rapids had defeated Kansas City Wizards 3-2 in the third round.

The only other downside to the whole proceedings was the Darryl Powell question. The Jamaican international, signed after the Grimandi incident, had arrived from Sheffield Wednesday out of match fitness. But with the club’s form – even with the absence of Pablo Mastroeni to national team duty – Hankinson was loath to change much about his team, even to the point of eschewing substitutes five times during the season, and using only one on eight others.

Spencer and Chung ended by combining for 25 of the Rapids’ 40 goals on the season, and Colorado completed the regular season with a 12-match unbeaten streak at home. As well, there was good news off the field with the announcement that the club had been acquired from Kroenke Sports Enterprises, already owners of the Colorado Avalanche and Denver Nuggets, among other properties.

But the season ended on a bit of a down note, Colorado winless in their final six contests, including losing three of their final four, allowing four goals in each of those defeats. Back-to-back 4-3 loss away to Chicago Fire and Dallas Burn rounded out the stretch – following a 4-2 loss away to future playoff opponent Kansas City Wizards.



COLORADO RAPIDS-2003 REGULAR SEASON INDIVIDUAL STATS

UNF	POS	PLAYER	GP	GS	MIN	G	A	PTS	SHT	SOG	BLK	FC	FS	OFF	CK	C	E
7	FWD	John Spencer	27	25	2265	14	5	33	81	37	0	36	40	24	16	3	0
20	MID	Mark Chung	29	29	2639	11	6	28	78	39	0	23	39	6	57	1	1
15	FWD	Chris Carrieri	30	27	2458	3	8	14	54	27	0	29	45	27	5	5	0
19	MID	Chris Henderson	26	25	2180	4	6	14	47	17	0	56	28	23	35	2	0
30	FWD	Zizi Roberts	12	8	729	5	0	10	27	16	0	21	15	10	0	0	0
5	MID	Kyle Beckerman	28	24	2124	0	5	5	29	14	0	52	29	2	1	5	1
3	DEF	Ritchie Kotschau	26	25	2333	1	1	3	17	3	1	37	27	0	1	6	0
8	MID	Seth Trembly	16	11	1112	1	1	3	16	6	0	34	26	0	10	5	0
21	DEF	Matt Crawford	16	8	750	1	0	2	3	2	0	8	14	0	4	0	0
12	D/M	Wes Hart	29	29	2623	0	2	2	12	4	1	34	40	1	0	5	0
11	MID	Zach Kingsley	12	5	480	0	2	2	4	3	0	8	19	1	2	0	0
25	M/D	Pablo Mastroeni	18	18	1655	0	2	2	6	0	0	41	25	0	0	7	1
22	FWD	Casey Schmidt	13	1	363	0	2	2	4	0	0	6	7	0	0	0	0
28	FWD	Alex Blake	3	0	24	0	0	0	1	0	0	2	1	0	0	0	0
26	DEF	Nat Borchers	23	22	2101	0	0	0	0	0	1	30	14	0	0	2	1
23	GK	Joe Cannon	1	0	45	0	0	0	0	0	0	0	0	0	0	0	0
4	DEF	Robin Fraser	26	26	2335	0	0	0	1	0	1	27	21	0	0	2	1
1	GK	Scott Garlick	26	26	2346	0	0	0	0	0	0	1	2	0	0	2	0
18	DEF	Steven Herdsman	3	3	198	0	0	0	0	0	0	3	1	0	0	1	0
6	MID	Darryl Powell	5	4	335	0	0	0	1	1	0	14	9	0	0	2	0
13	DEF	Alberto Rizo	6	3	297	0	0	0	2	2	1	4	2	2	5	1	0
16	DEF	Jeff Stewart	8	7	608	0	0	0	1	1	0	16	5	0	0	3	0
24	NON	Scott Vallow	4	4	380	0	0	0	0	0	0	0	0	0	0	0	0
Team totals			30	30	2771	40	40	120	384	172	5	482	419	96	136	52	5
Opponent totals			30	30	2771	45	41	131	370	145	5	431	467	100	126	58	4

GAME-WINNING GOALS: John Spencer 5, Mark Chung 3, Ritchie Kotschau 1, Chris Henderson 1
Chris Carrieri 1

GAME-WINNING ASSISTS: Chris Carrieri 4, Mark Chung 3, Kyle Beckerman 3, Chris Henderson 2
Ritchie Kotschau 1

PENALTY KICK GOALS/ATTEMPTS: John Spencer 4-5, Chris Henderson 1-1

COLORADO RAPIDS-INDIVIDUAL GOALKEEPING

UNF	POS	GOALKEEPER	GP	GS	MIN	SHTS	SV	C/P	GA	GAA	PG	PA	W	L	T	SO	RECORD
23	GK	Joe Cannon	1	0	45	0	0	5	0	0.00	0	0	0	0	0	0	0-0-0
1	GK	Scott Garlick	26	26	2346	123	83	97	38	1.46	5	6	11	10	5	9	1-0-5
24	NON	Scott Vallow	4	4	380	22	14	12	7	1.66	2	2	0	2	2	0	0-0-2
Team totals			30	30	2771	145	102	114	45	1.46	7	8	11	12	7	9	1-0-7
Opponent totals			30	30	2771	172	132	103	40	1.30	5	6	12	11	7	8	0-1-7

*Indicates individual played with other teams in 2003. Only Los Angeles Galaxy statistics listed here.

COLORADO RAPIDS- INDIVIDUAL GAME HIGHS

PTS: 4	Mark Chung	07/04/2003	vs. KC	W 3-2
4	Zizi Roberts	10/18/2003	at CHI	L 3-4
4	John Spencer	10/25/2003	at DAL	L 3-4
G: 2	Mark Chung	07/04/2003	vs. KC	W 3-2
2	Zizi Roberts	10/18/2003	at CHI	L 3-4
2	John Spencer	10/25/2003	at DAL	L 3-4
A: 2	Chris Carrieri	07/12/2003	at SJ	W 2-0
2	Chris Henderson	10/25/2003	at DAL	L 3-4
SV: 8	Scott Garlick	06/07/2003	at LA	L 0-2
GA: 4	Scott Garlick	05/25/2003	at CHI	L 0-4
4	Scott Garlick	10/04/2003	at KC	L 2-4
4	Scott Garlick	10/18/2003	at CHI	L 3-4
4	Scott Garlick	10/25/2003	at DAL	L 3-4

COLORADO RAPIDS-TEAM GAME HIGHS

G:	4	06/14/2003	vs. NE	W 4-1
SHT:	22	07/04/2003	vs. KC	W 3-2
SOG:	11	06/14/2003	vs. NE	W 4-1
SHTS:	11	10/18/2003	at CHI	L 3-4
GA:	4	05/25/2003	at CHI	L 0-4
	4	10/04/2003	at KC	L 2-4
	4	10/18/2003	at CHI	L 3-4
	4	10/25/2003	at DAL	L 3-4

COLORADO RAPIDS – 2003 POSTSEASON SQUAD

No. Player	Pos.	Ht.	Wt.	Birthdate	Joined Club	Last Club	International 'A'
1 Scott Garlick	GK	6-2	195	05/29/1972	2001	Tampa Bay (MLS)	
<i>Allowed 1.45 goals per game during the regular season, but posted a League-leading nine shutouts on the year.</i>							
3 Ritchie Kotschau	DF	5-10	175	11/22/1975	2001	Tampa Bay (MLS)	
<i>An anchor on the right flank of the back four, providing both a solid defensive presence and the ability to join the attack.</i>							
4 Robin Fraser	DF	6-1	175	12/17/1966	2001	Los Angeles (MLS)	USA 27/0
<i>Calm and collected, the defensive veteran provides poise and leadership at the heart of the Rapids back four.</i>							
5 Kyle Beckerman	MD	5-10	155	04/23/1982	2002	Miami (MLS)	
<i>Project-40 midfielder has proven dangerous in the offensive third, assisting on five Colorado goals in his 28 appearances.</i>							
6 Darryl Powell	MD	6-2	170	11/15/1971	2003	Sheffield Wed. (England)	Jamaica
<i>Long-time campaigner in England signed during the season who made only five appearances this year while regaining match fitness.</i>							
7 John Spencer	FW	5-7	160	09/11/1970	2001	Motherwell (Scotland)	Scotland 14/0
<i>Scottish striker is spearhead of the Colorado attack, his pace and determination leading to a team-high 14 goals on the regular season</i>							
8 Seth Trembly	MD	5-6	140	03/21/1982	2000	U.S. U-20	
<i>Project-40 midfielder recorded one goal and one assist this season, appearing in sixteen matches for Hankinson.</i>							
9 Billy Sleeth	DF	5-11	170	10/23/1979	2003	Chicago (MLS)	
<i>Season ended early with a knee injury.</i>							
11 Zach Kingsley	MD	5-11	160	01/18/1980	2002	Seattle Sounders (USL)	
<i>A valuable addition off of the bench, Kingsley can provide a spark for the Rapids late in the game.</i>							
12 Wes Hart	DF	5-7	155	09/14/1977	2000	Univ. Washington	
<i>Took over the right back role early in the campaign and made it his own, making 29 appearances on the season.</i>							
13 Alberto Rizo	DF	5-11	180	02/19/1979	2003	Zacatepec (Mexico)	
<i>Young Mexican defender who never managed to crack the starting lineup, only appearing in six matches.</i>							
15 Chris Carrieri	FW	5-8	150	04/28/1980	2001	San Jose (MLS)	
<i>Ever-present for the Rapids in 2003, accounting for three goals and eight assists for the season partnering Spencer in attack.</i>							
16 Jeff Stewart	DF	5-11	165	06/21/1980	2002	Santa Clara	
<i>A tear of the right ACL ended his season early, after he had appeared in the Rapids' first eight matches as a center back.</i>							
18 Michael Piserchio	DF	6-1	178	06/26/1980	2003	Denver Univ.	
<i>Developmental midfielder did not see any action with the Rapids this season.</i>							
19 Chris Henderson	MD	5-9	150	12/11/1970	2002	Miami (MLS)	USA 79/3
<i>Dangerous attacking midfielder who operates from a wide position, capable of delivering good service or finishing chances himself.</i>							
20 Mark Chung	MD	5-7	150	06/18/1970	2002	MetroStars (MLS)	USA 24/2
<i>Very busy midfielder who had 11 goals and six assists on the year. Combined with Spencer to provide 63% of the Rapids' total goals.</i>							
21 Matt Crawford	DF	5-10	160	08/20/1980	2003	Univ. North Carolina	
<i>A useful substitute, who saw some action as a fullback or in the center of midfield.</i>							
22 Casey Schmidt	FW	6-0	175	06/16/1981	2003	Boston College	
<i>Preseason scoring sensation who didn't make an immediate impact with the first XI, starting only once in his 13 appearances.</i>							
23 Joe Cannon	GK	6-2	190	01/01/1975	2003	Lens (France)	
<i>Former San Jose goalkeeper returned to MLS after a brief stint in France, but could not dislodge Scott Garlick for the No. 1 slot.</i>							
24 Scott Vallow	GK	6-3	195	06/08/1977	2003	Rochester Rhinos (USL)	
<i>A-League goalkeeper of the Year in 2000, Vallow appeared in four matches for the Rapids.</i>							
25 Pablo Mastroeni	MD	5-10	170	08/29/1976	2002	Miami (MLS)	USA 25/0
<i>The U.S. international provides a rugged defensive presence in the midfield, as well as calm distribution out of the back.</i>							
26 Nat Borchers	DF	6-2	175	04/13/1981	2003	Denver Univ.	
<i>Local product who moved into the starting lineup in June and impressed with his composed defensive performance.</i>							
27 Byron Foss	GK	6-5	195	10/06/1979	2003	Southern Methodist Univ.	
<i>Developmental goalkeeper for the Rapids who did not see any playing time in league play in 2003.</i>							
28 Alex Blake	FW	6-1	176	10/14/1980	2003	Williams College	
<i>Developmental forward saw limited time in 2003, appearing in only 24 minutes over three substitute appearances.</i>							
30 Zizi Roberts	FW	6-2	190	06/13/1979	2003	Olympiacos (Greece)	Liberia 35/7
<i>Returned from a knee injury in May to again contend for a starting role, ending the campaign with five goals.</i>							

Head Coach: Tim Hankinson



COLORADO RAPIDS - 2003

COLORADO RAPIDS - GAME-BY-GAME

#	Player	1	2	3	4	5	6	7	8	9	10	11	12	13	14	15	16	17	18	19	20	21	22	23	24	25	26	27	28	29	30			
1	Scott Garlick	SJ	DC	MET	CLB	MET	CHI	LA	LA	DC	NE	DAL	LA	NE	KC	LA	SJ	MET	DAL	DC	CLB	KC	SJ	DAL	KC	NE	CHI	KC	SJ	CHI	DAL			
2	Ritchie Kotschau	1-2	1-1	1-2	0-2	0-2	0-4	1-0	0-2	0-0	4-1	1-3	2-2	2-3	3-2	1-0	2-0	1-0	2-0	0-1	2-1	2-2	2-1	2-1	1-0	0-0	1-1	2-4	0-0	3-4	3-4			
3	Robin Fraser	90G	90G	90G	90G	90G	90G	90G	90G	90G	90G	90G	90G	90G	90G	90G	90G	90G	90G	90G	90G	90G	90G	90G	90G	90G	90G	90G	90G	90G	90G	90G		
4	Kyle Beckerman	90D	00D	90D	90D	90D	90D	90D	90D	90D	90D	90D	90D	90D	90D	90D	90D	90D	90D	90D	90D	90D	90D	90D	90D	90D	90D	90D	90D	90D	90D	90D		
5	Darryl Powell	00M	00M	7	26	90M	45M	90M	72M	00F	90M	90M	00M	00M	90M	10	90M	90M	90M	76M	91M	00M	90M	90M	90M	43M	90M	70M	24	90M	90M			
6	John Spencer	45	00F	45F	27	90F	90F	90F	90F	62F	90F	62F	90F	00F	90F	84F	90F	90F	90F	89F	90F	91F	00F	90F	90F	90F	00F	00F	90F	90F	90F	90F		
7	Seth Trembly	14				45	9	00M	90M	59M	00M	90M	80M	90M	90M	6	90M	90M	90M	14	14	65M	20	20	00M	90M	30	30	30	35	35			
8	Zach Kingsley	90D	00D	90D	90D	90D	90D	90D	90D	90D	90D	90D	90D	90D	90D	90D	90D	90D	90D	90D	90D	90D	90D	90D	90D	90D	90D	90D	90D	90D	90D	90D		
9	Alberto Rizo	63D	83M	90D	27	17	17	90F	90F	90F	90F	90F	90F	90F	90F	90F	90F	90F	90F	90F	90F	90F	90F	90F	90F	90F	90F	90F	90F	90F	90F	90F	90F	
10	Chris Carrieri	76M	16	45	90F	63M	90F	90F	90F	90F	90F	90F	90F	90F	90F	90F	90F	90F	90F	90F	90F	90F	90F	90F	90F	90F	90F	90F	90F	90F	90F	90F	90F	
11	Jeff Stewart	45	00D	90D	90D	90D	90D	90D	90D	90D	90D	90D	90D	90D	90D	90D	90D	90D	90D	90D	90D	90D	90D	90D	90D	90D	90D	90D	90D	90D	90D	90D	90D	
12	Steven Herdsman	45D				90D	63D	90D	13D																									
13	Chris Henderson	90M	84M	90M	77M	90M	90M	90M	90M	00M	66M	45	90M	90M	90M	90M	90M	90M	90M	90M	90M	90M	90M	90M	90M	90M	90M	90M	90M	90M	90M	90M	90M	90M
14	Mark Chung	90M	00M	90M	90M	90M	90M	90M	90M	75M	73M	90M	00M	00M	90M	90M	90M	90M	90M	90M	90M	90M	90M	90M	90M	90M	90M	90M	90M	90M	90M	90M	90M	90M
15	Matt Crawford	45D	37	68D	26	35	45	18	38	28	31	10	10	16																				
16	Casey Schmidt	90D	10																															
17	Joe Cannon																																	
18	Scott Vallow	00G	90G	90G																														
19	Pablo Mastroeni	90M	00M	90M	90M																													
20	Nat Borchers																																	
21	Alex Blake																																	
22	Zizi Roberts	90F	90F	90F	64F	55F																												
23	"00"																																	
24	F/M/D/G																																	

"00" = 100 minutes played
F/M/D/G = starting position

COLORADO RAPIDS - GAME-BY-GAME LOG

Game #1	04/12/2003	COL 1 vs SJ 2	L	Roberts (46)
Game #2	04/26/2003	COL 1 vs DC 1	T (20T)	Spencer (24 pen)
Game #3	05/03/2003	COL 1 at MET 2	L	Roberts (41)
Game #4	05/10/2003	COL 0 at CLB 2	L	
Game #5	05/17/2003	COL 0 vs MET 2	L	
Game #6	05/25/2003	COL 0 at CHI 4	L	
Game #7	05/31/2003	COL 1 vs LA 0	W	Carrieri (77)
Game #8	06/07/2003	COL 0 at LA 2	L	
Game #9	06/11/2003	COL 0 vs DC 0	T (20T)	
Game #10	06/14/2003	COL 4 vs NE 1	W	Trembly (9); Spencer (21); Chung (39); Carrieri (69)
Game #11	06/21/2003	COL 1 at DAL 3	L	Spencer (25 pen)
Game #12	06/25/2003	COL 2 vs LA 2	T (20T)	Chung (12); Spencer (29)
Game #13	06/28/2003	COL 2 at NE 3	L	Chung (34); Spencer (66)
Game #14	07/04/2003	COL 3 vs KC 2	W	Spencer (44 pen); Chung (77,90)
Game #15	07/09/2003	COL 1 at LA 0	W	Spencer (77)
Game #16	07/12/2003	COL 2 at SJ 0	W	Kotschau (34); Chung (49)
Game #17	07/26/2003	COL 1 vs MET 0	W	Chung (25)
Game #18	08/09/2003	COL 2 vs DAL 0	W	Spencer (3); Chung (47)
Game #19	08/13/2003	COL 0 at DC 1	L	
Game #20	08/16/2003	COL 2 vs CLB 1	W (OT)	Spencer (57 pen); Chung (91)
Game #21	08/22/2003	COL 2 at KC 2	T (20T)	Henderson (29); Spencer (41)
Game #22	08/30/2003	COL 2 at SJ 1	W	Chung (21); Spencer (67)
Game #23	09/06/2003	COL 2 vs DAL 1	W	Carrieri (54); Henderson (76)
Game #24	09/13/2003	COL 1 vs KC 0	W	Spencer (83)
Game #25	09/18/2003	COL 0 at NE 0	T (20T)	
Game #26	10/01/2003	COL 1 vs CHI 1	T (20T)	Chung (83)
Game #27	10/04/2003	COL 2 at KC 4	L	Roberts (47); Henderson (60 pen)
Game #28	10/10/2003	COL 0 vs SJ 0	T (20T)	
Game #29	10/18/2003	COL 3 at CHI 4	L	Henderson (20); Roberts (72,87)
Game #30	10/25/2003	COL 3 at DAL 4	L	Spencer (18,52); Crawford (85)

ALL-TIME COLORADO RAPIDS POSTSEASON STATISTICS

UNF	POS	PLAYER	GP	GS	MIN	G	A	PTS	SHT	SOG	BLK	FC	FS	OFF	CK	C	E
9	MID	Paul Bravo	12	12	1023	5	2	12	28	12	0	25	24	8	0	4	0
19	MID	Chris Henderson	12	10	962	2	5	9	22	11	0	25	26	11	27	1	0
15	FWD	Chris Carrieri	5	5	443	1	2	4	11	6	1	4	10	4	0	1	0
13	FWD	Wolde Harris	9	0	248	1	2	4	6	3	0	12	3	2	0	1	0
11	MID	Adrian Paz	5	2	238	1	2	4	6	4	0	4	6	1	7	0	0
7	M/F	John Spencer	5	5	446	2	0	4	20	9	0	13	8	2	0	1	0
20	MID	Mark Chung	5	5	461	1	1	3	13	4	0	10	17	0	17	0	0
3	MID	Sean Henderson	5	5	441	1	1	3	4	2	0	7	0	0	0	0	0
12	DEF	Matt Kmosko	5	5	450	0	3	3	1	0	0	10	6	0	0	1	0
6	M/F	David Patino	5	5	392	1	1	3	11	6	0	3	3	0	0	0	0
17	DEF	Marcelo Balboa	12	11	1013	0	2	2	23	11	1	7	18	2	0	2	0
6	MID	Ross Paule	9	4	349	1	0	2	4	1	0	3	3	0	2	0	0
10	FWD	Waldir	2	1	104	1	0	2	1	1	0	0	2	2	0	0	0
10	MID	Carlos Valderrama	5	5	461	1	0	2	6	3	0	4	11	0	0	1	0
4	DEF	Robin Fraser	5	5	461	0	1	1	2	1	0	17	2	0	0	3	0
8	M/D	Seth Trembly	3	0	25	0	1	1	0	0	0	1	0	1	0	0	0
4	DEF	Steve Trittschuh	7	7	616	0	1	1	3	1	0	11	7	0	0	2	0
19	DEF	Scott Vermillion	3	3	280	0	1	1	3	1	0	5	7	0	0	1	0
15	FWD	Junior Agogo	3	2	203	0	0	0	6	1	0	6	2	5	0	0	1
5	MID	Jason Bent	7	7	640	0	0	0	5	1	0	15	12	0	0	3	0
11	FWD	Jorge Dely Valdes	5	4	410	0	0	0	14	8	0	10	7	2	1	0	0
22	MID	Joey DiGiamarino	4	4	337	0	0	0	3	0	0	2	8	1	0	0	0
24	GK	Ian Feuer	2	2	180	0	0	0	0	0	0	0	1	0	0	0	0
1	GK	Marcus Hahnemann	7	7	630	0	0	0	0	0	0	0	3	0	0	0	0
12	MID	Wes Hart	8	5	432	0	0	0	2	0	0	12	7	3	0	1	0
18	DEF	Steven Herdsman	5	5	451	0	0	0	1	0	0	9	4	0	0	0	0
15	DEF	Tahj Jakins	6	2	227	0	0	0	1	0	0	1	3	0	0	0	0
3	DEF	Lance Key	1	0	40	0	0	0	0	0	0	1	2	0	0	1	0
11	MID	Zach Kingsley	4	1	130	0	0	0	2	1	0	3	5	0	0	0	0
3	MID	Ritchie Kotschau	4	3	300	0	0	0	4	1	0	3	3	0	0	1	0
1	GK	David Kramer	8	8	741	0	0	0	0	0	0	0	0	0	0	0	0
10	MID	Anders Limpar	5	4	369	0	0	0	1	1	0	10	8	0	21	2	0
14	DEF	Chris Martinez	11	11	825	0	0	0	1	0	0	11	9	0	1	1	0
25	M/D	Pablo Mastroeni	5	5	442	0	0	0	0	0	1	21	8	0	0	2	0
2	DEF	Matt McKeon	2	2	168	0	0	0	3	0	0	7	1	0	0	0	0
24	MID	Jason Moore	2	1	130	0	0	0	0	0	0	0	5	0	2	0	0
33	FWD	Matt Okoh	2	1	50	0	0	0	4	1	0	3	1	0	0	0	0
10	FWD	Steve Rammel	5	5	333	0	0	0	1	0	0	10	11	8	0	0	0
14	M/F	Musa Shannon	1	0	17	0	0	0	1	0	0	0	1	0	0	0	0
16	DEF	Jeff Stewart	1	0	10	0	0	0	0	0	0	0	0	0	0	0	0
2	DEF	Rick Titus	2	2	161	0	0	0	0	0	0	3	2	0	0	0	0
7	DEF	David Vaudreuil	7	7	627	0	0	0	2	1	0	9	8	1	1	1	0
6	DEF	Peter Vermes	9	9	780	0	0	0	4	1	0	15	7	0	0	1	0
		Team totals	17	17	1551	18	25	61	219	92	3	312	280	53	79	31	1
		Opponent totals	17	17	1551	26	29	81	241	106	2	280	312	51	79	36	2

COLORADO RAPIDS INDIVIDUAL GOALKEEPING

UNF	POS	GOALKEEPER	GP	GS	MIN	SHTS	SV	C/P	GA	GAA	PG	PA	W	L	T	SO	RECORD
1	GK	Marcus Hahnemann	7	7	630	41	34	27	7	1.00	2	2	4	3	0	2	0-0-0
1	GK	David Kramer	8	8	741	52	36	27	14	1.70	0	0	1	5	2	2	0-0-2
24	GK	Ian Feuer	2	2	180	13	7	9	5	2.50	1	1	0	2	0	0	0-0-0
		Team totals	17	17	1551	106	80	63	26	1.51	3	3	5	10	2	4	0-0-2
		Opponent totals	17	17	1551	92	74	72	18	1.04	2	3	10	5	2	7	0-0-2



MLS CUP 2003 PLAYOFF GUIDE

CHICAGO FIRE v D.C. UNITED EASTERN CONFERENCE SEMIFINALS

CHICAGO FIRE					
#	PLAYER/POS	2003 GP	GS	G	A
		career GP	GS	G	A
1	Curtis Spiteri GK	1	0	-6	0
	03/15/1981	1	0	-6	0
2	C.J. Brown D	21	19	0	1
	06/15/1975	148	146	2	8
3	Evan Whitfield D	27	25	1	1
	06/23/1977	80	59	3	11
4	Carlos Bocanegra D	19	19	1	2
	05/25/1979	87	85	5	8
5	Jim Curtin D	30	30	0	1
	06/23/1979	72	64	2	2
6	Kelly Gray D	28	20	2	1
	04/07/1981	53	40	4	6
7	DaMarcus Beasley M	22	20	7	4
	05/24/1982	83	74	14	16
8	Damani Ralph F	25	22	11	6
	11/06/1980	25	22	11	6
9	Ante Razov F	26	25	14	6
	03/02/1974	148	128	73	36
11	Nate Jaqua F	20	5	2	2
	10/28/1981	20	5	2	2
12	Logan Pause D	23	15	0	0
	08/22/1981	23	15	0	0
13	Henry Ring GK	1	0	0	0
	03/16/1977	2	1	-4	0
14	Chris Armas M	25	25	2	4
	08/27/1972	169	167	8	32
15	Jesse Marsch M	19	16	5	0
	11/08/1973	177	153	18	30
16	Andy Williams M	20	14	2	7
	09/23/1977	118	86	12	48
17	Dipsy Selolwane F	5	1	1	1
	01/27/1978	6	1	1	1
18	Zach Thornton GK	30	30	-37	0
	10/10/1973	170	167	-207	2
19	Craig Capano M	5	1	0	0
	07/07/1985	9	2	0	0
20	Oriando Perez D	21	18	2	0
	07/12/1977	81	54	2	0
21	Justin Mapp M	21	18	3	3
	10/18/1984	24	18	3	3
22	Jonathan Bolaños M	2	1	0	1
	04/22/1975	2	1	0	1
24	Ryan Futagaki M	6	2	0	1
	01/17/1980	6	2	0	1
28	Nick Walls F	0	0	0	0
	03/31/1981	0	0	0	0

HEAD COACH: Dave Sarachan

2003 SEASON RECORDS						
	GP	W-L-T	PTS	OT	GF	GA
Fire	30	15-7-8	53	1-0-8	53	43
at home	15	10-1-4	34	1-0-4	31	12
United	30	10-11-9	39	0-5-9	38	36
at home	15	6-3-6	24	0-2-6	20	14

SERIES SCHEDULE	
Sat. Nov. 1, RFK Memorial Stadium (7:30 pm ET)	
Sun. Nov. 9, Soldier Field (1 pm ET; ESPN2)	

MLS CUP PLAYOFFS HISTORY	
1998 MLS CUP FINAL	
CHI 2 - DC 0	Podbrozny 29, Gutierrez 45

LEAGUE HEAD-TO-HEAD	
United 7 wins (0 ShO); 25 goals	
Fire 6 wins (0 ShO); 22 goals ... Ties 3	
AT CHICAGO: CHI 4 wins, 13 gls; DC 2 wins, 10 gls; 2 ties	
AT RFK: DC 5 wins, 15 gls; CHI 2 wins, 9 gls; 1 tie	

WHERE THE GOALS COME FROM			
FIRE		UNITED	
F	A	F	A
53	43	38	36
53	65	74	78

HOW SCORED			
20	21	RIGHT FOOT	7 24
29	14	LEFT FOOT	22 7
3	8	HEADERS	9 5
1	0	OTHER	0 0

TYPE OF PLAY			
35	23	OPEN PLAY	16 17
5	6	CROSS	10 8
3	6	CORNER	0 3
7	4	PENALTIES	8 5
1	1	DIRECT FROM FREE KICK	1 0
1	3	FREE KICK (INDIRECT)	3 3
0	0	OWN GOALS	0 0

DISTANCE			
9	9	INSIDE GOAL AREA	9 11
35	30	INSIDE PENALTY AREA	24 20
8	4	OUTSIDE PENALTY AREA	5 5

D.C. UNITED					
#	PLAYER/POS	2003 GP	GS	G	A
		career GP	GS	G	A
1	Doug Warren GK	5	4	-5	0
	03/18/1981	5	4	-5	0
2	David Stokes D	0	0	0	0
	05/28/1982	0	0	0	0
3	Galini Ivanov D	24	22	1	1
	06/04/1975	24	22	1	1
4	Brandon Prideaux D	28	27	0	0
	08/18/1976	124	114	0	2
7	Ryan Nelsen M	25	25	1	0
	10/18/1977	64	61	5	5
8	Hristo Stoitchkov F	21	9	5	5
	02/08/1966	72	37	22	20
9	Earnie Stewart F	21	21	1	2
	03/28/1969	21	21	1	2
10	Marco Etcheverry M	25	21	6	7
	09/26/1970	191	180	34	101
11	Alecko Eskandarian F	23	5	3	2
	10/18/1977	23	5	3	2
12	Mike Petke D	25	25	3	0
	01/30/1976	159	154	8	4
13	Jose Alegria M	17	13	0	1
	10/05/1980	38	26	1	3
14	Ben Olsen M	26	26	4	7
	05/03/1977	108	96	14	30
15	Bobby Convey M	19	16	2	1
	05/27/1983	79	70	8	13
16	Brian Carroll M	0	0	0	0
	07/20/1981	0	0	0	0
18	Nick Rimando GK	25	25	-29	0
	06/17/1979	100	100	-143	4
19	Devin Barclay F	3	1	0	0
	04/09/1983	38	15	3	2
20	Eliseo Quintanilla M	18	12	3	3
	02/05/1983	27	21	5	5
21	Dema Kovalenko M	26	26	6	0
	08/28/1977	116	103	28	20
22	Jorge Geddes GK	0	0	0	0
	04/14/1980	0	0	0	0
24	Trevor Perea M	2	0	0	0
	08/19/1981	2	0	0	0
25	Santino Quaranta F	12	8	1	3
	10/14/1984	39	29	9	8
26	Bryan Namoff M	22	17	0	1
	05/28/1979	48	35	0	8
27	Ronald Cerritos F	25	19	4	2
	11/16/1979	166	144	63	46
29	Thiago Martins F	5	4	0	0
	09/04/1976	5	4	0	0

HEAD COACH: Ray Hudson

RECORD AT HALFTIME			
(W-L-T)	LEAD	TIED	TRAIL
CHI	9-1-2	5-0-5	1-6-1
DC	8-1-0	1-7-7	1-3-2

RECORD WITH FIRST GOAL	
SCORE	ALLOW
12-3-4	3-4-1
8-3-2	2-8-4

TEAM LEADERS	
FIRE	
G: 14 Razov	
A: 7 Williams	
SHT: 119 Razov	
SOG: 67 Razov	
FC: 57 Whitfield	
FS: 96 Beasley	
OF: 37 Razov	
Y: 8 Bocanegra	

GOALSCORING RECORD						
GOALS SCORED IN GAME						
GP	0	1	2	3	4+	TOT AVG
CHI	30	6	7	9	4	4 53 1.77
DC	30	8	10	9	2	1 38 1.27

TEAM COMPARISONS (averages per game)				
	FIRE		UNITED	
	FOR	AGAINST	FOR	AGAINST
GOALS SCORED	1.77	1.43	1.27	1.20
TOTAL SHOTS	15.13	12.17	11.03	12.33
SHOTS ON GOAL	6.67	5.87	4.93	5.50
SHOOTING ACCURACY	44%	48%	45%	45%
GOALS-TO-SHOTS	8.57	8.49	8.71	10.27
FOULS	16.37	18.13	17.67	17.63
CORNER KICKS	4.77	4.33	5.83	4.80
OFFSIDE	3.27	2.63	2.23	2.03

UNITED	
G: 6 Etcheverry/Kovalenko	
A: 7 Etcheverry/Olsen	
SHT: 31 Olsen	
SOG: 14 Kovalenko	
FC: 67 Kovalenko	
FS: 80 Olsen	
OF: 9 Curtis/Stewart	
Y: 9 Petke	

GOALS ALLOWED IN GAME						
GP	0	1	2	3	4+	TOT AVG
CHI	30	9	10	6	2	3 43 1.43
DC	30	8	14	2	6	0 36 1.20

GOALS BY INTERVALS						
GOALS SCORED						
Total	1-15	16-30	31-45	46-60	61-75	76-90 OT
CHI	53	9	4	10	9	11 9 1
DC	38	8	2	11	3	2 12 0

GOALS ALLOWED						
Total	1-15	16-30	31-45	46-60	61-75	76-90 OT
CHI	43	4	5	10	8	6 10 0
DC	36	4	10	5	3	5 4 5

GAME-BY-GAME: WON/LOST/TIED					
Fire	TTWTLW	WLWWLW	TLWWTT	WWWLW	LTWVWL
United	LTTTLL	LWTWTL	WLWLWW	WLLWWL	WTTLLT

2003 FIRE v UNITED LEAGUE BOXSCORES

April 19, 2003 -- RFK Stadium

CHICAGO FIRE 0, D.C. UNITED 0 (aet)

United and Chicago Fire played to a dour scoreless draw in the home opener for United at RFK Stadium. It was the third successive match between United and Chicago that has ended in a scoreless draw. Marco Etcheverry had seemingly put United ahead in the second half, only for his header to be ruled out for offside.

UNITED (3-5-2): Hudson ran out the following team: Nick Rimando – Brandon Prideaux, Ryan Nelsen, Mike Petke – Bobby Convey, Dema Kovalenko, Marco Etcheverry, Earnie Stewart, Ben Olsen – Eliseo Quintanilla (Ali Curtis 90), Santino Quaranta (Alecko Eskandarian 66/Jose Alegria 82).

TOTAL SHOTS: 9 (Bobby Convey 2, Earnie Stewart 2); SHOTS ON GOAL: 3 (3 tied with 1); FOULS: 19 (Marco Etcheverry 3, Santino Quaranta 3); OFFSIDES: 2 (Bobby Convey 1, Eliseo Quintanilla 1); CORNER KICKS: 12 (Marco Etcheverry 11); SAVES: 2 (Nick Rimando 2)

FIRE (3-4-2-1): Zach Thornton – C.J. Brown, Jim Curtin, Carlos Bocanegra – Evan Whitfield, Logan Pause, Chris Armas (Kelly Gray 90), Orlando Perez – Andy Williams (Justin Mapp 95), DaMarcus Beasley – Rodrigo Faria (Nate Jaqua 70)

TOTAL SHOTS: 11 (Rodrigo Faria 5); SHOTS ON GOAL: 2 (Rodrigo Faria 1, Andy Williams 1); FOULS: 20 (DaMarcus Beasley 5); OFFSIDES: 1 (Evan Whitfield 1); CORNER KICKS: 4 (Andy Williams 2); SAVES: 3 (Zach Thornton 3)

Misconduct Summary:

CHI -- Logan Pause (caution) 11

DC -- Mike Petke (caution) 61

DC -- Marco Etcheverry (caution) 90

Referee: Ricardo Valenzuela

Referee's Assistants: -Craig Lowry; Robert Fereday

4th Official: Michael Kennedy

Attendance: 17,321

June 07, 2003 -- RFK Stadium

D.C. UNITED 2, CHICAGO FIRE 0 (HT: 2-0)

DC -- Marco Etcheverry 3 (penalty kick) 37

DC -- Dema Kovalenko 1 (Ben Olsen 1, Ali Curtis 1) 45

D.C. United won for the first time in 2003 by comprehensively defeating Chicago Fire 2-0 at RFK Stadium. Marco Etcheverry scored from the penalty spot on 37 minutes, after Orlando Perez was adjudged to have handled Dema Kovalenko's overhead kick from a corner kick. The goal was the first in a match between the two teams in 367 minutes, an MLS record, and was the first United goal v Chicago in 470 minutes, just short of the league record. Kovalenko then doubled the lead just before the halftime interval, bringing down a Ben Olsen cross from the right before bending the ball past Thornton.

UNITED (3-4-1-2): Nick Rimando – Galin Ivanov, Mike Petke, Brandon Prideaux – Ben Olsen (Jose Alegria 75), Ryan Nelsen, Bobby Convey, Dema Kovalenko – Marco Etcheverry – Ali Curtis, Eliseo Quintanilla (Alecko Eskandarian 62).

TOTAL SHOTS: 10 (3 tied with 2); SHOTS ON GOAL: 7 (Dema Kovalenko 2, Eliseo Quintanilla 2); FOULS: 31 (Ali Curtis 5, Ben Olsen 5); OFFSIDES: 4 (Ali Curtis 2); CORNER KICKS: 11 (Bobby Convey 6); SAVES: 3 (Nick Rimando 3)

FIRE (4-4-2): Zach Thornton – Evan Whitfield, C.J. Brown, Jim Curtin, Orlando Perez (Andy Williams 62) – Justin Mapp, Logan Pause, Kelly Gray, DaMarcus Beasley – Damani Ralph (Nate Jaqua 58), Ante Razov.

TOTAL SHOTS: 4 (Ante Razov 2); SHOTS ON GOAL: 3 (3 tied with 1); FOULS: 24 (3 tied with 4); OFFSIDES: 4 (Nate Jaqua 2, Ante Razov 2); CORNER KICKS: 1 (Justin Mapp 1); SAVES: 5 (Zach Thornton 5)

Misconduct Summary:

DC -- Galin Ivanov (caution; Reckless Foul) 20

CHI -- Orlando Perez (caution; Deliberate Handball) 36

DC -- Marco Etcheverry (caution; Reckless Foul) 42

DC -- Bobby Convey (caution; Reckless Foul) 54

CHI -- Kelly Gray (caution; Reckless Foul) 56

Referee: Jair Marrufo

Referee's Assistants: -George Vergara; Francisco Sanchez

4th Official: Erich Simmons

Attendance: 11,807

July 12, 2003 -- Cardinal Stadium

D.C. UNITED 2, CHICAGO FIRE 1 (HT: 2-1)

CHI -- Jesse Marsch 1 (C.J. Brown 1) 6

DC -- Galin Ivanov 1 (Hristo Stoitchkov 3) 9

DC -- Ben Olsen 1 (Hristo Stoitchkov 4, Santino Quaranta 3) 45

Chicago Fire suffered their first defeat of the season at Cardinal Stadium, falling 2-1 to D.C. United. It took the home side just six minutes to take the lead, Jesse Marsch bundling home a C.J. Brown shot that had come back off the post, but just three minutes later United pulled level, Galin Ivanov scoring his first MLS goal, heading home a pinpoint free kick curled in from the right by Hristo Stoitchkov. Then just before the break, Ben Olsen headed home another pinpoint Stoitchkov cross, this one from the left flank for the eventual match-winner. Ante Razov and Dema Kovalenko were both sent off in stoppage time for mutual aggression.

FIRE (3-5-2): Zach Thornton – C.J. Brown, Jim Curtin, Kelly Gray – Evan Whitfield, Chris Armas, Jesse Marsch, Logan Pause (Nate Jaqua 46), Ryan Futagaki (Dipsy Selolwane 71) – Damani Ralph, Ante Razov.

TOTAL SHOTS: 18 (Ante Razov 5); SHOTS ON GOAL: 4 (Ante Razov 2); FOULS: 17 (Ryan Futagaki 4, Evan Whitfield 4); OFFSIDES: 0; CORNER KICKS: 8 (Ante Razov 8); SAVES: 0

UNITED (4-1-3-2): Nick Rimando – Galin Ivanov, Brandon Prideaux, Mike Petke, Bryan Namoff – Ryan Nelsen – Ben Olsen, Dema Kovalenko, Santino Quaranta – Ali Curtis (Alecko Eskandarian 86), Hristo Stoitchkov.

TOTAL SHOTS: 5 (Hristo Stoitchkov 2); SHOTS ON GOAL: 2 (Galin Ivanov 1, Ben Olsen 1); FOULS: 17 (Dema Kovalenko 4); OFFSIDES: 2 (Ali Curtis 1, Hristo Stoitchkov 1); CORNER KICKS: 3 (Galin Ivanov 2); SAVES: 3 (Nick Rimando 3)

Misconduct Summary:

CHI -- Kelly Gray (caution; Reckless Foul) 8

CHI -- Evan Whitfield (caution; Dissent) 86

DC -- Dema Kovalenko (ejection; Violent Conduct) 91+

CHI -- Ante Razov (ejection; Violent Conduct) 91+

Referee: Brian Hall

Referee's Assistants: -Steven Davidson; Kermit Quisenberry

4th Official: Marcel Yonan

Attendance: 13,345

August 16, 2003 -- Cardinal Stadium

CHICAGO FIRE 3, D.C. UNITED 1 (HT: 1-1)

DC -- Hristo Stoitchkov 3 (penalty kick) 8

CHI -- Ante Razov 11 (DaMarcus Beasley 3, Chris Armas 1) 45

CHI -- Jesse Marsch 2 (unassisted) 61

CHI -- DaMarcus Beasley 5 (unassisted) 74

Chicago Fire came from a goal down to defeat D.C. United 3-1 at Cardinal Stadium and extend their unbeaten streak to five matches. Hristo Stoitchkov put United ahead after just eight minutes after C.J. Brown pulled down the former Bulgaria international in the area, Stoitchkov converting his own penalty. Yet on 39 minutes, Fire won a return penalty after Damani Ralph was pushed in the back by Ryan Nelsen, but Ante Razov saw his spot kick parried by Nick Rimando. Razov though did find the back of the net just before the break, prodding home a DaMarcus Beasley cross from the left flank to level terms, then Jesse Marsch gave the Fire the lead on 61 minutes with a stunning goal, beating Rimando with a powerful blast from 30 yards. Beasley then sealed the three points for the home side, pouncing on a missed clearance by Ryan Nelsen to sweep home a shot from just inside the area (74).

FIRE (3-4-1-2): Zach Thornton – C.J. Brown, Jim Curtin, Kelly Gray – Evan Whitfield, Chris Armas (Logan Pause 82), Jesse Marsch, DaMarcus Beasley (Andy Williams 77) – Justin Mapp – Damani Ralph, Ante Razov.

TOTAL SHOTS: 20 (Damani Ralph 5); SHOTS ON GOAL: 11 (Ante Razov 4); FOULS: 15 (Justin Mapp 3, Jesse Marsch 3); OFFSIDES: 0; CORNER KICKS: 2 (Justin Mapp 1, Jesse Marsch 1); SAVES: 2 (Zach Thornton 2)

UNITED (4-3-1-2): Nick Rimando – Bryan Namoff, Ryan Nelsen, Brandon Prideaux, Galin Ivanov – Jose Alegria (Marco Etcheverry 46), Dema Kovalenko, Ben Olsen – Earnie Stewart – Ali Curtis, Hristo Stoitchkov (Alecko Eskandarian 66).

TOTAL SHOTS: 9 (Hristo Stoitchkov 5); SHOTS ON GOAL: 3 (Hristo Stoitchkov 2); FOULS: 19 (Galin Ivanov 4); OFFSIDES: 1 (Ali Curtis 1); CORNER KICKS: 1 (Marco Etcheverry 1); SAVES: 8 (Nick Rimando 8)

Misconduct Summary:

DC -- Hristo Stoitchkov (caution; Reckless Foul) 15

DC -- Galin Ivanov (caution; Deliberate Handball) 28

Referee: Alex Prus

Referee's Assistants: -Kermit Quisenberry; Paul Scott

4th Official: Marcel Yonan

Attendance: 12,642

CHICAGO FIRE PLAYOFF HISTORY

vs. Team	No. of Series		GP	W-L-T	OT	ShO	GF	GA	Last		Series Result
	Series	W-L							Mtg.	Round	
Colorado	1	1-0	2	2-0-0	0-0-0	1-0	2	1	1998	West Semifinals	Won 2 games to 0
D.C. United	1	1-0	1	1-0-0	0-0-0	0-0	2	0	1998	MLS Cup '98	Won MLS Cup '98
Dallas	2	1-1	6	3-2-1	0-0-1	0-0	12	6	2001	Quarterfinals	Won 7 pts. to 1
Kansas City	1	0-1	1	0-1-0	0-0-0	0-0	0	1	2000	MLS Cup '00	Lost MLS Cup '00
Los Angeles	2	1-1	5	2-2-1	0-2-1	1-0	4	5	2001	Semifinals	Lost 7 pts. to 1
New England	2	1-1	6	3-3-0	0-0-0	0-0	11	8	2002	Quarterfinals	Lost 6 pts. to 3
MetroStars	1	1-0	3	2-1-0	0-0-0	0-0	6	4	2000	Semifinals	Won 6 pts. to 3
TOTALS	10	6-4	24	13-9-2	0-2-2	2-0	37	25			

D.C. UNITED PLAYOFF HISTORY

vs. Team	No. of Series		GP	W-L-T	OT	ShO	GF	GA	Last		Series Result
	Series	W-L							Mtg.	Round	
Chicago	1	0-1	1	0-1-0	0-0-0	0-0	0	2	1998	MLS Cup '98	Lost MLS Cup '98
Colorado	1	1-0	1	1-0-0	0-0-0	0-0	2	1	1997	MLS Cup '97	Won MLS Cup '97
Columbus	3	3-0	8	6-2-0	0-0-0	0-0	18	12	1999	East Finals	Won 2 games to 1
Los Angeles	2	2-0	2	2-0-0	1-0-0	0-0	5	2	1999	MLS Cup '99	Won MLS Cup '99
New England	1	1-0	2	2-0-0	0-0-0	1-0	5	2	1997	East Semifinals	Won 2 games to 0
MetroStars	1	1-0	3	2-1-0	0-0-0	0-1	5	3	1996	East Semifinals	Won 2 games to 1
Miami	2	2-0	4	4-0-0	0-0-0	2-0	4	1	1999	East Semifinals	Won 2 games to 0
Tampa Bay	1	1-0	2	2-0-0	0-0-0	0-0	6	2	1996	East Finals	Won 2 games to 0
TOTALS	12	11-1	23	19-4-0	1-0-0	3-1	45	25			

ALL-TIME PLAYOFF HISTORY

Chicago Fire at D.C. United
October 25, 1998 – Rose Bowl

Period	1	2	F
DC	0	0	0
CHI	2	0	2

Scoring Summary:

CHI--Podbrozny (Nowak, Razov) 29
CHI--Gutierrez (Nowak) 45

Referee: Kevin Terry
Referee's Assistants: Chip Reed, Laszlo Nagy

4th Official: Paul Tamberino
Attendance: 51,350

D.C. UNITED--Tom Presthus, Eddie Pope, Jeff Agoos, Carlos Llamasa (Mike Slivinski 81), Tony Sanneh (A.J. Wood 70), Marco Etcheverry, John Harkes, Richie Williams, Ben Olsen, Roy Lassiter, Jaime Moreno

TOTAL SHOTS: 22 (Lassiter 6, Etcheverry 6); **SHOTS ON GOAL:** 8 (Lassiter 3); **FOULS:** 8 (Lassiter 2, Sanneh 2, Etcheverry 2); **OFFSIDE:** 1; **CORNER KICKS:** 12; **SAVES:** Presthus 1; **CAUTIONS:** Sanneh 25, Etcheverry 33; **EJECTIONS:** none

CHICAGO FIRE--Zach Thornton, C.J. Brown, Lubos Kubik, Francis Okaroh, Diego Gutierrez, Chris Armas, Jesse Marsch, Jerzy Podbrozny, Peter Nowak (Josh Wolff 79), Roman Kosecki (Frank Klopas 56), Ante Razov (Tom Soehn 74)

TOTAL SHOTS: 10 (Podbrozny 2, Razov 2, Gutierrez 2); **SHOTS ON GOAL:** 4 (Podbrozny 2); **FOULS:** 27 (Razov 5); **OFFSIDE:** 5; **CORNER KICKS:** 3; **SAVES:** Thornton 8; **CAUTIONS:** Razov 31, Gutierrez 50, Marsch 60; **EJECTIONS:** none

ALL-TIME PLAYOFF TEAM RECORDS

(active players in italics)

CHICAGO FIRE

All-time postseason goals: Ante Razov (8)
All-time postseason points: Ante Razov (24)
All-time postseason starts: 3 players tied with 24
All-time postseason appearances: 3 players tied with 24
All-time postseason assists: Peter Nowak (10)
All-time postseason minutes played: Zach Thornton (2192)

Most points in a postseason game:

Ante Razov (8) - 09/22/2000 vs. NE (W 6-0)

Most goals in a postseason game:

Ante Razov (2) - 09/22/2000 vs. NE (W 6-0)

Hristo Stoitchkov (2) - 09/22/2000 vs. NE (W 6-0)

Ante Razov (2) - 09/29/2002 vs. NE (W 2-1)

Most assists in a postseason game:

Ante Razov (4) - 09/22/2000 vs. NE (W 6-0)

Most saves in a postseason game:

Zach Thornton (8) - 10/25/1998 vs. DC (W 2-0)

Zach Thornton (8) - 10/27/1999 at DAL (L 2-3)

Zach Thornton (8) - 09/26/2000 vs. MET (W 3-0)

Most goals allowed in a postseason game:

Zach Thornton (3) - 10/27/1999 at DAL (L 2-3)

Most goals scored in a postseason game:

6 - 09/22/2000 vs. NE (W 6-0)

Most shots registered in a postseason game:

22 - 10/15/2000 at KC (L 0-1)

Most shots on goal in a postseason game:

10 - 10/15/2000 at KC (L 0-1)

Most fouls committed in a postseason game:

27 - 10/25/1998 vs. DC (W 2-0)

Most fouls suffered in a postseason game:

32 - 09/23/2001 at DAL (T 1-1)

Most offside in a postseason game:

9 - 09/22/2000 vs. NE (W 6-0)

D.C. UNITED

All-time postseason goals: Jaime Moreno (10)

All-time postseason points: Jaime Moreno (28)

All-time postseason starts: Jeff Agoos, Eddie Pope (23)

All-time postseason appearances: Jeff Agoos, Eddie Pope (23)

All-time postseason assists: Marco Etcheverry (13)

All-time postseason minutes played: Jeff Agoos (2074)

Most points in a postseason game:

Raul Diaz Arce (6) - 10/10/1996 vs. TB (W 4-1)

Most goals in a postseason game:

Raul Diaz Arce (3) - 10/10/1996 vs. TB (W 4-1)

Most assists in a postseason game:

Marco Etcheverry (3) - 11/13/1999 vs. CLB (W 4-0)

Most saves in a postseason game:

Scott Garlick (9) - 10/26/1997 vs. COL (W 2-1)

Most goals allowed in a postseason game:

Tom Presthus (5) - 11/07/1999 at CLB (L 1-5)

Most goals scored in a postseason game:

4 on 3 occasions

Most shots registered in a postseason game:

22 - 10/25/1998 at CHI (L 0-2)

Most shots on goal in a postseason game:

11 - 10/02/1996 vs. MET (W 2-1)

Most fouls committed in a postseason game:

27 - 10/18/1998 at CLB (L 2-4)

Most fouls suffered in a postseason game:

30 - 11/07/1999 at CLB (L 1-5)

Most offside in a postseason game:

12 - 10/24/1999 at MIA (W 0-0)

CHICAGO FIRE – ALL-TIME POSTSEASON RESULTS

DATE	OPPONENT	RESULT	ATT.	W-L-T	RD. GOALS:
10/01/1998	Colorado	W 1-1	12,610	1-0-0	QTR Kubik (50)
10/05/1998	at Colorado	W 1-0	6,582	2-0-0	QTR Kubik (42)
10/10/1998	at Los Angeles	W 1-0	25,107	1-0-0	SEM Marsch (86)
10/16/1998	Los Angeles	W 1-1	32,744	2-0-0	SEM Nowak (31)
10/25/1998	D.C. United	W 2-0	51,350	1-0-0	FIN Podbrozny (29); Gutierrez (45)
DATE	OPPONENT	RESULT	ATT.	W-L-T	RD. GOALS:
10/16/1999	at Dallas	L 1-2	10,980	0-1-0	QTR Ball (79)
10/23/1999	Dallas	W 4-0	13,197	1-1-0	QTR Nowak (18); Kosecki (36); Razov (43); Kovalenko (46)
10/27/1999	at Dallas	L 2-3	9,795	1-2-0	QTR Razov (3); Marsch (5)
DATE	OPPONENT	RESULT	ATT.	W-L-T	RD. GOALS:
09/15/2000	New England	W 2-1	10,476	1-0-0	QTR own goal (54); Kovalenko (73)
09/19/2000	at New England	L 1-2	10,723	1-1-0	QTR Kovalenko (83)
09/22/2000	New England	W 6-0	5,972	2-1-0	QTR Razov(5,65);Stoitchkov(14,17);Nowak(47);George(75)
09/26/2000	MetroStars	W 3-0	7,141	1-0-0	SEM Stoitchkov (21); Kovalenko (35); Razov (84)
09/30/2000	at MetroStars	L 0-2	15,476	1-1-0	SEM
10/06/2000	MetroStars	W 3-2	10,133	2-1-0	SEM Brown (3); Stoitchkov (31); Razov (88)
10/15/2000	at Kansas City	L 0-1	39,159	0-1-0	FIN
DATE	OPPONENT	RESULT	ATT.	W-L-T	RD. GOALS:
09/20/2001	Dallas	W 2-0	8,314	1-0-0	QTR Bocanegra (40); Whitfield (98)
09/23/2001	at Dallas	T 1-1 (OT)	17,149	1-0-1	QTR J. Beasley (84)
09/29/2001	Dallas	W 2-0	12,811	2-0-1	QTR Kovalenko (17); Armas (55)
10/10/2001	Los Angeles	T 1-1 (OT)	10,388	0-0-1	SEM Wynalda (32)
10/13/2001	at Los Angeles	L 0-1 (OT)	10,100	0-1-1	SEM
10/17/2001	Los Angeles	L 1-2 (OT)	13,444	0-2-1	SEM D. Beasley (30)
DATE	OPPONENT	RESULT	ATT.	W-L-T	RD. GOALS:
09/26/2002	at New England	L 0-2	6,306	0-1-0	QTR
09/29/2002	New England	W 2-1	9,434	1-1-0	QTR Razov (43,76)
10/02/2002	at New England	L 0-2	6,954	1-2-0	QTR

D.C. UNITED – ALL-TIME POSTSEASON RESULTS

DATE	OPPONENT	RESULT	ATT.	W-L-T	RD. NOTES:
09/24/1996	at MetroStars	L 2-2	14,416	0-1-0	QTR Diaz Arce (24); Moreno (56)
09/27/1996	MetroStars	W 1-0	21,442	1-1-0	QTR Etcheverry (72)
10/02/1996	MetroStars	W 2-1	20,423	2-1-0	QTR Rammel (67); Diaz Arce (89)
10/10/1996	Tampa Bay	W 4-1	23,566	1-0-0	SEM Diaz Arce (36,58,60); Rammel (54)
10/12/1996	at Tampa Bay	W 2-1	9,339	2-0-0	SEM Williams (49); Diaz Arce (82)
10/20/1996	at Los Angeles	W 3-2 (OT)	34,643	1-0-0	FIN Sanneh (73); Medved (81); Pope (94)
DATE	OPPONENT	RESULT	ATT.	W-L-T	RD. NOTES:
10/05/1997	New England	W 4-1	12,540	1-0-0	QTR Wegerle (13,56); Moreno (65,76)
10/08/1997	at New England	W 1-1	16,233	2-0-0	QTR Williams (53)
10/12/1997	Columbus	W 3-2	11,820	1-0-0	SEM Sanneh (9,45); Diaz Arce (29)
10/15/1997	at Columbus	W 1-0	9,506	2-0-0	SEM Diaz Arce (47)
10/26/1997	Colorado	W 2-1	57,431	1-0-0	FIN Moreno (37); Sanneh (68)
DATE	OPPONENT	RESULT	ATT.	W-L-T	RD. NOTES:
09/30/1998	Miami	W 2-1	15,187	1-0-0	QTR Lassiter (28); Moreno (38)
10/04/1998	at Miami	W 0-0	13,128	2-0-0	QTR
10/11/1998	Columbus	W 2-0	17,755	1-0-0	SEM Sanneh (68); Etcheverry (78)
10/18/1998	at Columbus	L 2-4	13,193	1-1-0	SEM Sanneh (65); Lassiter (77)
10/21/1998	Columbus	W 3-0	21,453	2-1-0	SEM Agoos (12); Lassiter (44,79)
10/25/1998	at Chicago	L 0-2	51,350	0-1-0	FIN
DATE	OPPONENT	RESULT	ATT.	W-L-T	RD. NOTES:
10/16/1999	Miami	W 2-0	18,011	1-0-0	QTR Moreno (34,88)
10/24/1999	at Miami	W 0-0	8,446	2-0-0	QTR
10/31/1999	Columbus	W 2-1	14,529	1-0-0	SEM Moreno (15); Olsen (72)
11/07/1999	at Columbus	L 1-5	12,778	1-1-0	SEM Lassiter (7)
11/13/1999	Columbus	W 4-0	25,451	2-1-0	SEM Moreno (17); Lassiter (34,52); Etcheverry (86)
11/21/1999	at Los Angeles	W 2-0	44,910	1-0-0	FIN Moreno (19); Olsen (45)

2003 CHICAGO FIRE VS. D.C. UNITED (1-2-1)

UNF	POS	PLAYER	GP	GS	MIN	G	A	PTS	SHT	SOG	BLK	FC	FS	OFF	CK	C	E	CP
15	MID	Jesse Marsch	2	2	180	2	0	4	3	2	0	3	2	0	1	0	0	0
7	MID	DaMarcus Beasley	3	3	267	1	1	3	4	1	0	11	17	0	1	0	0	0
9	FWD	Ante Razov	3	3	270	1	0	2	11	7	0	2	7	2	8	0	1	0
14	MID	Chris Armas	3	3	262	0	1	1	2	0	0	2	5	0	0	0	0	0
2	DEF	C.J. Brown	4	4	370	0	1	1	2	0	0	7	7	0	0	0	0	0
4	DEF	Carlos Bocanegra	1	1	100	0	0	0	0	0	0	2	0	0	0	0	0	0
5	DEF	Jim Curtin	4	4	370	0	0	0	1	0	0	3	0	0	0	0	0	0
22	FWD*	Rodrigo Faria	1	1	70	0	0	0	5	1	0	1	1	0	0	0	0	0
24	MID	Ryan Futagaki	1	1	71	0	0	0	2	0	0	4	2	0	0	0	0	0
6	D/M	Kelly Gray	4	3	280	0	0	0	3	1	0	6	0	0	0	2	0	8
11	FWD	Nate Jaqua	3	0	107	0	0	0	3	0	0	4	1	2	0	0	0	0
21	MID	Justin Mapp	3	2	185	0	0	0	2	1	0	5	7	0	3	0	0	0
12	MID	Logan Pause	4	3	243	0	0	0	0	0	0	3	1	0	0	1	0	4
20	DEF	Orlando Perez	2	2	162	0	0	0	1	1	0	2	1	0	0	1	0	3
8	FWD	Damani Ralph	3	3	238	0	0	0	8	2	0	5	10	0	0	0	0	0
17	FWD	Dipsy Selolwane	1	0	19	0	0	0	0	0	0	1	0	0	0	0	0	0
18	GK	Zach Thornton	4	4	370	0	0	0	0	0	0	0	0	0	0	0	0	0
3	M/D	Evan Whitfield	4	4	370	0	0	0	2	2	0	12	14	1	0	1	0	4
16	MID	Andy Williams	3	1	136	0	0	0	4	2	0	3	6	0	2	0	0	0

Team totals			4	4	370	4	3	11	53	20	0	76	84	5	15	5	1	19
Opponent totals			4	4	370	5	5	15	33	15	0	86	76	9	27	7	1	27

GAME-WINNING GOALS: Jesse Marsch 1
 GAME-WINNING ASSISTS: None
 PENALTY KICK GOALS/ATTEMPTS: Ante Razov 0-1

UNF	POS	GOALKEEPER	GP	GS	MIN	SHTS	SV	C/P	GA	GAA	PG	PA	W	L	T	SO	RECORD
18	GK	Zach Thornton	4	4	370	15	10	12	5	1.22	2	2	1	2	1	1	0-0-1

Team totals			4	4	370	15	10	13	5	1.22	2	2	1	2	1	1	0-0-1
Opponent totals			4	4	370	20	16	12	4	0.97	0	1	2	1	1	2	0-0-1

2003 D.C. UNITED VS. CHICAGO FIRE (2-1-1)

UNF	POS	PLAYER	GP	GS	MIN	G	A	PTS	SHT	SOG	BLK	FC	FS	OFF	CK	C	E	CP
8	FWD	Hristo Stoitchkov	2	2	156	1	2	4	7	2	0	3	6	1	1	1	0	4
14	MID	Ben Olsen	4	4	355	1	1	3	4	4	0	8	11	0	1	0	0	0
10	MID	Marco Etcheverry	3	2	235	1	0	2	2	1	0	7	7	0	17	2	0	8
3	DEF	Galín Ivanov	3	3	270	1	0	2	2	1	0	8	4	0	2	2	0	8
21	MID	Dema Kovalenko	4	4	370	1	0	2	2	2	0	12	7	0	0	0	1	0
17	FWD*	Ali Curtis	4	3	276	0	1	1	2	0	0	5	14	4	0	0	0	0
25	FWD	Santino Quaranta	2	2	156	0	1	1	0	0	0	5	3	0	0	0	0	0
13	MID	Jose Alegria	3	1	78	0	0	0	2	1	0	5	1	0	0	0	0	0
15	MID	Bobby Convey	2	2	190	0	0	0	2	0	0	5	3	1	6	1	0	4
11	FWD	Alecko Eskandarian	4	0	72	0	0	0	0	0	0	3	1	1	0	0	0	0
26	DEF	Bryan Namoff	2	2	180	0	0	0	0	0	0	1	2	0	0	0	0	0
7	D/M	Ryan Nelsen	4	4	370	0	0	0	4	1	0	8	2	0	0	0	0	0
12	DEF	Mike Petke	3	3	280	0	0	0	1	1	0	5	2	0	0	1	0	3
4	DEF	Brandon Prideaux	4	4	370	0	0	0	0	0	0	6	7	0	0	0	0	0
20	M/F	Eliseo Quintanilla	2	2	152	0	0	0	2	2	0	2	4	2	0	0	0	0
18	GK	Nick Rimando	4	4	370	0	0	0	0	0	0	0	0	0	0	0	0	0
9	FWD	Earnie Stewart	2	2	190	0	0	0	3	0	0	3	0	0	0	0	0	0

Team totals			4	4	370	5	5	15	33	15	0	86	76	9	27	7	1	27
Opponent totals			4	4	370	4	3	11	53	20	0	76	84	5	15	5	1	19

GAME-WINNING GOALS: Ben Olsen 1, Marco Etcheverry 1
 GAME-WINNING ASSISTS: Hristo Stoitchkov 1, Santino Quaranta 1
 PENALTY KICK GOALS/ATTEMPTS: Hristo Stoitchkov 1-1, Marco Etcheverry 1-1

UNF	POS	GOALKEEPER	GP	GS	MIN	SHTS	SV	C/P	GA	GAA	PG	PA	W	L	T	SO	RECORD
18	GK	Nick Rimando	4	4	370	20	16	12	4	0.97	0	1	2	1	1	2	0-0-1

Team totals			4	4	370	20	16	12	4	0.97	0	1	2	1	1	2	0-0-1
Opponent totals			4	4	370	15	10	13	5	1.22	2	2	1	2	1	1	0-0-1

CHICAGO FIRE CAREER STATISTICS VS. D.C. UNITED (6-7-3)

PLAYER	GP	GS	MIN	G	A	PTS
Jesse Marsch	14	14	1258	4	2	10
Peter Nowak	8	8	649	2	3	7
Josh Wolff	8	6	612	3	1	7
Ante Razov	13	11	1020	2	2	6
Chris Armas	12	12	1057	1	3	5
Dema Kovalenko	7	7	625	2	1	5
Jerzy Podbrozny	2	2	180	2	1	5
DaMarcus Beasley	8	8	716	1	1	3
Frank Klopas	4	2	164	1	1	3
Carlos Bocanegra	6	6	570	0	2	2
Sergi Daniv	2	1	105	1	0	2
Diego Gutierrez	5	4	338	1	0	2
Lubos Kubik	5	5	425	0	2	2
Hristo Stoitchkov	5	2	187	1	0	2
Eric Wynalda	1	0	45	1	0	2
C.J. Brown	16	16	1449	0	1	1
Kelly Gray	7	6	505	0	1	1
Francis Okaroh	4	4	315	0	1	1
Brian Bates	1	1	90	0	0	0
Jamar Beasley	2	0	27	0	0	0
Jorge Campos	1	1	90	0	0	0
Craig Capano	1	0	7	0	0	0
Jim Curtin	9	8	780	0	0	0
Justin Evans	1	1	90	0	0	0
Rodrigo Faria	1	1	70	0	0	0
Ryan Futagaki	1	1	71	0	0	0
Sam George	1	1	59	0	0	0
Zak Ibsen	1	1	90	0	0	0
Nate Jaqua	3	0	107	0	0	0
Roman Kosecki	4	3	256	0	0	0
Ritchie Kotschau	2	2	180	0	0	0
Andrew Lewis	4	3	233	0	0	0
Justin Mapp	3	2	185	0	0	0
Jason Moore	1	1	90	0	0	0
Mike Nugent	1	0	16	0	0	0
Logan Pause	4	3	243	0	0	0
Orlando Perez	3	3	241	0	0	0
Damani Ralph	3	3	238	0	0	0
Jorge Salcedo	1	0	64	0	0	0
Dipsy Selolwane	1	0	19	0	0	0
Billy Sleeth	2	1	132	0	0	0
Chris Snitko	1	1	90	0	0	0
Tom Soehn	3	0	24	0	0	0
Zach Thornton	14	14	1290	0	0	0
David Vaudreuil	2	1	129	0	0	0
Billy Walsh	2	2	161	0	0	0
Evan Whitfield	9	6	555	0	0	0
Andy Williams	3	1	136	0	0	0
John Wolyniec	2	1	85	0	0	0

Team totals	16	16	1470	22	22	66
Opponent totals	16	16	1470	25	24	74

GOALKEEPER	GP	MIN	SHTS	SV	GA	GAA
Zach Thornton	14	1290	73	55	18	1.26
Chris Snitko	1	90	10	6	3	3.00
Jorge Campos	1	90	10	5	4	4.00

Team totals	16	1470	93	68	25	1.53
Opponent totals	16	1470	92	70	22	1.35

CURRENT CHICAGO FIRE PLAYERS CAREER STATISTICS VS. D.C. UNITED (6-7-3)

PLAYER	GP	GS	MIN	G	A	PTS
Jesse Marsch	14	14	1258	4	2	10
Chris Armas	19	19	1527	2	3	7
Ante Razov	13	11	1020	2	2	6
Andy Williams	16	11	1030	0	5	5
DaMarcus Beasley	8	8	716	1	1	3
Carlos Bocanegra	6	6	570	0	2	2
C.J. Brown	16	16	1449	0	1	1
Kelly Gray	7	6	505	0	1	1
Craig Capano	1	0	7	0	0	0
Jim Curtin	9	8	780	0	0	0
Ryan Futagaki	1	1	71	0	0	0
Nate Jaqua	3	0	107	0	0	0
Justin Mapp	3	2	185	0	0	0
Logan Pause	4	3	243	0	0	0
Orlando Perez	11	8	746	0	0	0
Damani Ralph	3	3	238	0	0	0
Dipsy Selolwane	1	0	19	0	0	0
Zach Thornton	15	15	1380	0	0	0
Evan Whitfield	9	6	555	0	0	0

Team totals	16	16	1470	22	22	66
Opponent totals	16	16	1470	25	24	74

GOALKEEPER	GP	MIN	SHTS	SV	GA	GAA
Zach Thornton	15	1380	77	58	19	1.24

Team totals	16	1470	93	68	25	1.53
Opponent totals	16	1470	92	70	22	1.35

D.C. UNITED CAREER STATISTICS VS. CHICAGO FIRE (7-6-3)

PLAYER	GP	GS	MIN	G	A	PTS
Marco Etcheverry	14	13	1166	4	6	14
Roy Lassiter	6	4	429	6	1	13
Ben Olsen	10	8	731	4	4	12
Jaime Moreno	9	9	770	4	2	10
Hristo Stoitchkov	2	2	156	1	2	4
Jeff Agoos	5	5	450	1	0	2
Abdul Thompson Conteh	3	1	97	1	0	2
Judah Cooks	3	2	188	1	0	2
Galín Ivanov	3	3	270	1	0	2
Dema Kovalenko	4	4	370	1	0	2
John Maessner	1	1	77	1	0	2
Bobby Convey	7	7	660	0	1	1
Ali Curtis	8	4	394	0	1	1
Brian Kamler	5	5	353	0	1	1
Santino Quaranta	4	4	336	0	1	1
Milton Reyes	3	3	280	0	1	1
Tony Sanneh	1	1	90	0	1	1
Diego Sonora	2	2	180	0	1	1
Richie Williams	9	9	830	0	1	1
A.J. Wood	5	1	127	0	1	1
Lazo Alavanja	4	3	261	0	0	0
Chris Albright	4	4	322	0	0	0
Jose Alegria	6	4	334	0	0	0
Mike Ammann	2	2	180	0	0	0
Geoff Auger	5	4	362	0	0	0
Brian Bates	1	0	64	0	0	0
Mike Burke	1	0	1	0	0	0
Eric Denton	3	2	188	0	0	0
Raul Diaz Arce	2	2	180	0	0	0
Alecko Eskandarian	4	0	72	0	0	0
Scott Garlick	1	1	90	0	0	0
Mario Gori	1	0	3	0	0	0
John Harkes	2	2	180	0	0	0
Mark Lisi	3	2	183	0	0	0
Carlos Llamasa	2	2	169	0	0	0
Dennis Ludwig	1	0	14	0	0	0
Ivan McKinley	3	3	258	0	0	0
Jason Moore	2	2	161	0	0	0
Bryan Namoff	5	3	287	0	0	0
Ryan Nelsen	9	8	782	0	0	0
Mike Petke	3	3	280	0	0	0
Eddie Pope	7	7	640	0	0	0
Tom Presthus	5	5	450	0	0	0
Brandon Prideaux	8	8	750	0	0	0
Eliseo Quintanilla	3	3	220	0	0	0
Nick Rimando	8	8	750	0	0	0
Mike Slivinski	1	0	14	0	0	0
Earnie Stewart	2	2	190	0	0	0
Carey Talley	6	4	364	0	0	0
Petter Villegas	1	1	85	0	0	0
Mark Watson	1	1	90	0	0	0
Craig Ziadie	3	2	198	0	0	0

Team totals	16	16	1470	25	24	74
Opponent totals	16	16	1470	22	22	66

GOALKEEPER	GP	MIN	SHTS	SV	GA	GAA
Nick Rimando	8	750	45	36	7	0.84
Scott Garlick	1	90	7	6	1	1.00
Mike Ammann	2	180	6	2	4	2.00
Tom Presthus	5	450	34	22	10	2.00

Team totals	16	1470	92	70	22	1.35
Opponent totals	16	1470	93	68	25	1.53

CURRENT D.C. UNITED PLAYERS CAREER STATISTICS VS. CHICAGO FIRE (7-6-3)

PLAYER	GP	GS	MIN	G	A	PTS
Marco Etcheverry	14	13	1166	4	6	14
Ben Olsen	10	8	731	4	4	12
Ronald Cerritos	13	12	1025	4	3	11
Hristo Stoitchkov	2	2	156	1	2	4
Lazo Alavanja	9	7	556	0	2	2
Galín Ivanov	3	3	270	1	0	2
Dema Kovalenko	4	4	370	1	0	2
Bobby Convey	7	7	660	0	1	1
Santino Quaranta	4	4	336	0	1	1
Milton Reyes	3	3	280	0	1	1
Jose Alegria	6	4	334	0	0	0
Devin Barclay	5	3	332	0	0	0
Alecko Eskandarian	4	0	72	0	0	0
Bryan Namoff	5	3	287	0	0	0
Ryan Nelsen	9	8	782	0	0	0
Mike Petke	14	12	1156	0	0	0
Brandon Prideaux	13	13	1107	0	0	0
Eliseo Quintanilla	3	3	220	0	0	0
Nick Rimando	12	12	1110	0	0	0
Earnie Stewart	2	2	190	0	0	0

Team totals	16	16	1470	25	24	74
Opponent totals	16	16	1470	22	22	66

GOALKEEPER	GP	MIN	SHTS	SV	GA	GAA
Nick Rimando	12	1110	67	52	13	1.05

Team totals	16	1470	92	70	22	1.35
Opponent totals	16	1470	93	68	25	1.53

CHICAGO FIRE

TEMPORADA REGULAR

Al empezar la temporada 2003, no se esperaba mucho del Chicago Fire y su nuevo técnico Dave Sarachan. El consensus fue que Sarachan no tenía la artillería, especialmente con el retiro de Peter Nowak y la transferencia de Hristo Stoitchkov entre temporadas.

Pero Sarachan se quedo con jugadores en posiciones claves con quien ya había trabajado cuando era asistente de Bruce Arena en la selección nacional – arquero Zach Thornton, defensas Carlos Bocanegra y C.J. Brown, y los mediocampistas Chris Armas y DaMarcus Beasley, junto al goleador Ante Razov. El técnico, tras una derrota 3-0 contra el New England Revolution, hizo cambios que llevaron a dramáticos resultados.

Coloco a DaMarcus Beasley por la izquierda en el medio, posición preferida por el jugador, dándole libertad por esa banda. El cambio mas impresionante fue unir al novato Damani Ralph con Razov en el ataque. Los dos artilleros combinaron para ocho goles contra el MetroStars y el ex técnico del Fire, Bob Bradley. Chicago llego a la final del U.S. Open Cup, ganando su tercer titulo con un gol de Ralph. Se coronaron con el “Supporters Shield,” el mejor record durante la temporada regular de la MLS y regresaron a su estadio Soldier Field después de casi dos años, a un gran recibimiento de sus fanáticos. Ahora toca ver si ese apoyo marcara la diferencia para coronar a este equipo como campeón de la MLS.

LO QUE DICEN...

Durante la mayoría de la temporada, Dave Sarachan posiciono a su equipo en un esquema de 3-4-1-2, ayudado en gran parte con el regreso del medio defensivo Jesse Marsch de una lesión sufrida en la pretemporada. También volvió a colocar a DaMarcus Beasley por la izquierda donde el joven produce más, pero al terminar la temporada, Sarachan volvió al 4-4-2, con Beasley más por el centro. Mientras Ralph se enfrió hacia el final de la temporada, todavía puede causar preocupación entre las defensas contrarias, especialmente con la presencia de Razov. La defensa del Fire ha sido sólida en parte con el trabajo diario de Jim Curtin y Carlos Bocanegra, y para que este club tenga éxito en los playoffs, necesitaran esa continua labor de los jóvenes que han complementado todas las áreas del campo.

NOTAS Y ESTADISTICAS...

Chicago suma un record de 10-2-7 cuando el defensa de la selección nacional Carlos Bocanegra se encuentra en la alineación titular, 5-5-1 cuando no esta disponible ...el Fire también ha sumado 11 victorias, cinco derrotas y cinco empates cuando Damani Ralph y Ante Razov inician juntos ...el club esta a punto de registrar la tripleta. Ya capturaron el Lamar Hunt U.S. Open Cup y el titulo “Supporters’ Shield” al mejor record de la temporada, y les falta la Copa MLS ...DaMarcus Beasley sufrió 96 faltas en 2003 un nuevo record en la MLS...Ante Razov termino de tercero en la tabla de máximo anotadores Budweiser.

D.C. UNITED

TEMPORADA REGULAR

D.C. United – tres veces campeón de la Copa MLS – regresa a la posttemporada después de cuatro años de desilusión. El técnico Ray Hudson, en su segunda temporada con el equipo, ha construido un equipo con mentalidad trabajadora y que sus más experimentados pueden marcar la diferencia dada las lesiones.

Entre temporadas, la reconstrucción del equipo involucro la salida de Jaime Moreno, Eddie Pope y Richie Williams y la llegada del defensa Mike Petke, y el veterano Earnie Stewart, al igual que Dema Kovalenko y Hristo Stoitchkov del Chicago. El defensa Galin Ivanov llego de Bulgaria, y el novato Alecko Eskandarian de la universidad. Durante la temporada llegaría Ronald Cerritos y Thiago Martins para sumarle un poco de picardía al club capitalino.

Los cambios dieron resultado, ya que Hudson contaba con reemplazos de peso en la banca. El defensa titular Milton Reyes sufrió una rotura en su rodilla antes del primer partido, Marco Etcheverry y Stoitchkov jugaban en forma limitada, y el joven Bobby Convey esperaba la transferencia que nunca llego al Tottenham Hotspur de Inglaterra. A finales de temporada, el arquero Nick Rimando y el mediocampista Ben Olsen sufrieron lesiones que les pondría fin a sus temporadas.

Casi mitad de los partidos del club llegaron a tiempo extra o fueron decididos por un gol. Pero el United se mantuvo en contención. Llegan a los playoffs sin mucho momentum ya que suman cinco partidos sin ganar. Su clasificación llego en el último partido de la temporada, cuando Hristo Stoitchkov anoto el gol del empate contra KC.

LO QUE DICEN...

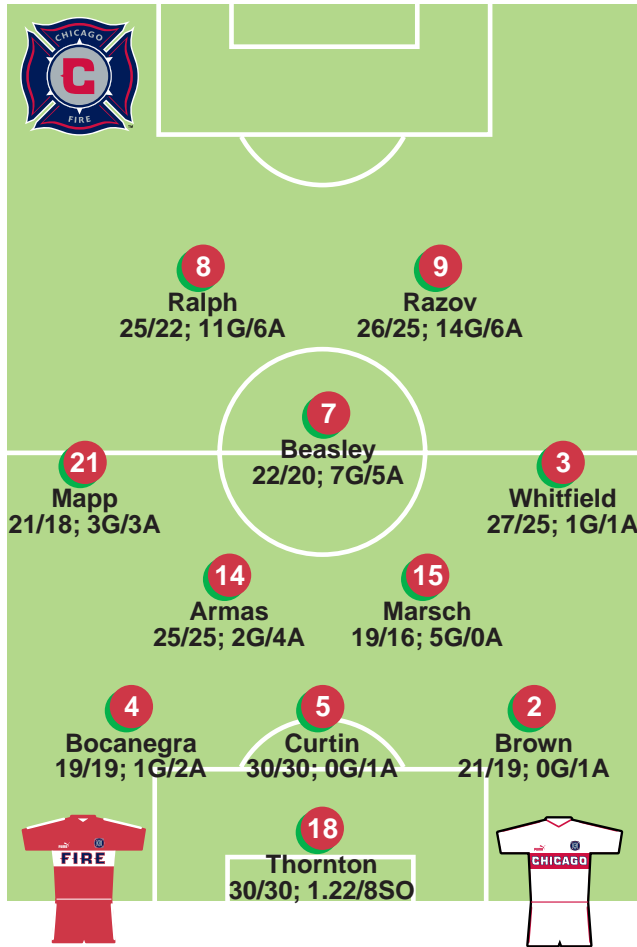
La situación del arquero del D.C. United todavía esta por decidirse ya que el reemplazo de Nick Rimando, Doug Warren, ha visto poca acción y permitido 1.34 goles por partido en cuatro ... United también intento con Clint Baumstark ... D.C. es uno de los clubes mas peligrosos en jugadas con balón parado ...Galín Ivanov, Hristo Stoitchkov, Earnie Stewart, y Marco Etcheverry son todos veteranos que pueden cambiar el rumbo de un partido con solo una oportunidad ...aunque no son conocidos por un fútbol vistoso, la defensa del D.C. es sólida y talentosa...con la presión y determinación de su técnico, jugadores como Dema Kovalenko, Stewart, y Bobby Convey personifican el carácter del club.

NOTAS Y ESTADISTICAS...

Catorce de los 30 partidos de United fueron decididos por un gol o menos, incluyendo nueve empates... el mediocampista Marco Etcheverry fue líder en anotaciones en el 2003, con seis goles y siete asistencias...el mediocampista Dema Kovalenko sumo seis goles... D.C. United ha sufrido dos derrotas consecutivas solo dos veces esta temporada pero solo han podido sumar dos victorias consecutivas.



CHICAGO FIRE



The Fire can be encouraged: four of the seven MLS Supporters' Shield winners with the best record in MLS during the regular season have gone on to win MLS Cup. ... DaMarcus Beasley's 96 fouls suffered in 2003 set a new MLS record, surpassing the 94 times that the MetroStars' Roberto Donadoni was hacked at in 1997. ... Chicago is 11-1-1 in the 13 all-time home postseason matches outscoring its opponent 30-9. ... Chicago is 10-2-7 when U.S. National Team defender Carlos Bocanegra is in the starting lineup and 5-5-1 in the matches when he is not available. ... The Fire are also 11-5-5 when both Damani Ralph and Ante Razov start alongside one another in attack ... Zach Thornton has been the goalkeeper of record in all 24 MLS Cup Playoff matches in Fire postseason history, compiling a 1.03 GAA good for fourth all-time going into the 2003 post-season.

FIRE GOALSCORERS - 2003

	MLS	USOC	CCC	TOT
Razov	14	2		16
Ralph	11	2		13
Beasley	7	2		9
Marsch	5			5
Mapp	3			3
Williams	2			2
Armas	2	1		3
Jaqua	2			2
Gray	2			2
Selolwane	1	1		2
Whitfield	1	1		2
Bocanegra	1			1

HEAD COACH: DAVE SARACHAN (1st season)

Dave Sarachan was appointed as the head coach of the Chicago Fire on November 4, 2002, filling the void left when former Fire boss, Bob Bradley joined the MetroStars. Although he has served several seasons as an assistant coach at the professional level, including a stint with the United States national team under Bruce Arena, 2003 was Sarachan's first season as a head coach.

In his first season as a professional head coach, Sarachan has reined in the Lamar Hunt U.S. Open Cup, and the Supporters Shield, awarded each year to the team which finishes the regular season with the most points. If the Fire can take the MLS Cup on November 23rd, they will be the first franchise to win three domestic trophies in a single season.

Sarachan moved to the pro ranks in 1998 when he was named as an assistant to Bruce Arena at D.C. United, as the club reached the MLS Cup Final (ironically losing to Chicago). He was also a United assistant (to Thomas Rongen) in 1999 when the club won MLS Cup, named as Arena's chief assistant on the national team level beginning in 2000. Sarachan was head coach for eight seasons (1989-97) at Cornell University after his first experience with Arena, serving as his assistant at the University of Virginia for five years.

For most of the season, Dave Sarachan has put out his team in a 3-4-1-2 scheme, aided greatly with the return of Jesse Marsch from a preseason injury to form a mid-field axis in front of the back three. It also saw DaMarcus Beasley in his favored wide left role, with his work rate and pace creating havoc on the flank. But as the season wound to a close - Sarachan moved to a 4-4-2 setup, with Beasley given the freedom to move centrally and give another platform from which to cause opposing defenses difficulty. While Ralph cooled off toward the end of the season - he scored just once in the Fire's last nine league matches - he still provides a powerful foil to Razov's pace and guile. In the back, Jim Curtin was ever-present at the heart of the defense, and by season's end, his leadership was gaining praise, and alongside Carlos Bocanegra (considered by many the USA's best defender), the Fire rearguard has proved very difficult to break down.

CHICAGO FIRE
2002 SEASON REVIEW

Coming into the 2003 season, there wasn't much expected of Chicago Fire and new coach Dave Sarachan. Replacing Bob Bradley, the only coach the club had ever known, who left to take over as MetroStars head coach, the consensus was Sarachan didn't have many weapons, especially with the departure of Fire icons such as Peter Nowak and Hristo Stoitchkov in the offseason.

But Sarachan still had a number of players who he knew well from his years as Bruce Arena's assistant with the U.S. national team – goalkeeper Zach Thornton, defender Carlos Bocanegra and C.J. Brown, and midfielders Chris Armas and DaMarcus Beasley, along with striker Ante Razov.

At the start, goals weren't easy to come by as the Fire went unbeaten in their first four matches, a pair of scoreless draws against D.C. United and San Jose Earthquakes sandwiching a 3-2 victory away to Kansas City Wizards.

After an abject 3-0 loss at New England Revolution, Sarachan reconfigured his side – to dramatic effect. He moved Beasley back to his favored wide left-sided midfield role, after he had been given free rein as a deep-lying striker from the start of the season. In addition, Sarachan installed rookie Damani Ralph as Razov's strike partner, as Rodrigo Faria left the team on bereavement leave following the death of his father.

In their first match together, Razov scored twice to accent a superb performance by Beasley in a 4-0 home victory against Colorado Rapids. Another four-goal performance followed away to San Jose, the early leader atop the overall table, as both Razov and Ralph hit the back of the net.

Then following a 2-0 loss at D.C. United, the 'Ra-Ra Boys' really hit form, each hitting home in the next four matches, three of them victories, including a golden-goal winner by Razov to claim a 2-1 victory against MetroStars at Cardinal Stadium. The streak was even more impressive as Sarachan lost the availability of Armas, Bocanegra and Beasley during the stretch for the FIFA Confederations Cup.

A pair of middling results – a 2-1 loss to United after a scoreless draw against San Jose – started the next stretch of matches without the national team performers, this time for the CONCACAF Gold Cup.

But while they were still away, home victories against New England (3-1) and Kansas City (2-0) started a seven-match league unbeaten streak, Razov and Ralph each hitting home in a 2-2 draw against Columbus Crew midway through, then each on target in a 2-1 victory against MetroStars that completed an unbeaten season series between the two. Razov and Ralph combined for all eight goals (four each) scored by the Fire against former coach Bradley.

That victory was preceded by a 1-0 victory in Naperville against Los Angeles Galaxy, an Orlando Perez strike the only goal in a match of complete dominance by the home side, which outshot the Galaxy 23-2, the largest margin in league history.

CHICAGO FIRE - 2003

The run actually kicked off with the beginning of Chicago's Lamar Hunt U.S. Open Cup run. A 4-1 victory away to A-League Milwaukee Wave United set up a quarterfinal match against Colorado Rapids, the Fire easing to a 2-1 victory at Cardinal Stadium after the visitors were reduced to 10 men in mid-August.

The unbeaten run came to crashing halt in a 5-1 loss away to New England Revolution on Aug. 30 – the most goals allowed in club history, but Chicago lost just once over their next eight matches in all competitions. Along the way, the Fire made it to the Open Cup final for the third time in club history, hanging on for a 3-2 victory against the Galaxy in a semifinal in Naperville.

Then on Oct. 15 at Giants Stadium, once again facing their former boss, Ralph hit for the only goal of the match as the Fire claimed their third U.S. Open Cup championship, the only MLS club to have won the domestic trophy three times.

In the league wars, a tense draw against Columbus was followed by a high-quality 2-0 victory away to Los Angeles, then after a loss in Dallas and a draw against Colorado, victories against Los Angeles, Columbus and Colorado sealed the MLS Supporters' Shield for their second honor – and two-thirds of the U.S. domestic treble.



CHICAGO FIRE – 2003 REGULAR SEASON INDIVIDUAL STATS

UNF	POS	PLAYER	GP	GS	MIN	G	A	PTS	SHT	SOG	BLK	FC	FS	OFF	CK	C	E
9	FWD	Ante Razov	26	25	2270	14	6	34	119	67	0	40	44	37	71	3	1
8	FWD	Damani Ralph	25	22	1985	11	6	28	91	36	0	29	56	22	0	1	0
7	MID	DaMarcus Beasley	22	20	1969	7	5	19	45	16	0	48	96	9	16	5	0
16	MID	Andy Williams	20	14	1360	2	7	11	22	7	0	32	45	2	21	3	0
15	MID	Jesse Marsch	19	16	1465	5	0	10	20	10	0	27	23	2	3	2	0
21	MID	Justin Mapp	21	18	1384	3	3	9	19	11	0	17	38	2	14	0	0
14	MID	Chris Armas	25	25	2267	2	4	8	19	7	0	33	38	2	16	3	0
11	FWD	Nate Jaqua	20	5	712	2	2	6	17	7	0	20	13	4	0	1	0
6	D/M	Kelly Gray	28	20	1910	2	1	5	25	10	1	24	14	1	0	3	0
4	DEF	Carlos Bocanegra	19	19	1784	1	2	4	10	5	0	38	22	1	0	8	1
20	DEF	Orlando Perez	21	18	1635	2	0	4	12	5	0	25	9	2	0	2	0
17	FWD	Dipsy Selolwane	5	1	165	1	1	3	5	2	0	8	1	0	0	1	0
3	M/D	Evan Whitfield	27	25	2329	1	1	3	14	8	2	57	44	6	1	6	0
22	MID	Jonathan Bolanos	2	1	92	0	1	1	2	0	0	1	5	1	1	0	0
2	DEF	C.J. Brown	21	19	1728	0	1	1	7	2	1	21	17	0	0	2	1
5	DEF	Jim Curtin	30	30	2733	0	1	1	10	3	1	36	20	1	0	4	0
24	MID	Ryan Futagaki	6	2	218	0	1	1	3	0	0	6	4	0	0	0	0
19	MID	Craig Capano	5	1	122	0	0	0	0	0	0	1	2	0	0	0	0
22	FWD*	Rodrigo Faria	5	4	330	0	0	0	10	3	0	5	3	6	0	0	0
12	MID	Logan Pause	23	15	1354	0	0	0	4	1	0	22	15	0	0	3	0
13	GK	Henry Ring	1	0	11	0	0	0	0	0	0	0	0	0	0	0	0
1	NON	Curtis Spiteri	1	0	45	0	0	0	0	0	0	0	1	0	0	0	0
18	GK	Zach Thornton	30	30	2728	0	0	0	0	0	0	1	1	0	0	3	0
		Team totals	30	30	2784	53	42	148	454	200	5	491	523	98	143	50	3
		Opponent totals	30	30	2784	43	48	134	365	176	5	544	473	79	130	62	3

GAME-WINNING GOALS: Ante Razov 4, Damani Ralph 4, Evan Whitfield 1, Orlando Perez 1, Jesse Marsch 1, Justin Mapp 1, Nate Jaqua 1, DaMarcus Beasley 1, Chris Armas 1

GAME-WINNING ASSISTS: Ante Razov 3, Damani Ralph 3, Andy Williams 2, Dipsy Selolwane 1, Kelly Gray 1, Carlos Bocanegra 1, DaMarcus Beasley 1

PENALTY KICK GOALS/ATTEMPTS: Ante Razov 5-6, Damani Ralph 1-1, Jesse Marsch 1-1, Rodrigo Faria 0-1

CHICAGO FIRE – INDIVIDUAL GOALKEEPING

UNF	POS	GOALKEEPER	GP	GS	MIN	SHTS	SV	C/P	GA	GAA	PG	PA	W	L	T	SO	RECORD
13	GK	Henry Ring	1	0	11	1	1	0	0	0.00	0	0	0	0	0	0	0-0-0
18	GK	Zach Thornton	30	30	2728	165	123	82	37	1.22	4	4	15	6	8	8	1-0-8
1	NON	Curtis Spiteri	1	0	45	10	4	1	6	12.00	0	0	0	1	0	0	0-0-0
		Team totals	30	30	2784	176	133	84	43	1.39	4	4	15	7	8	9	1-0-8
		Opponent totals	30	30	2784	200	147	92	53	1.71	7	9	7	15	8	6	0-1-8

*Indicates individual played with other teams in 2003. Only New England Revolution statistics listed here.

CHICAGO FIRE – INDIVIDUAL GAME HIGHS

PTS: 6	Ante Razov	06/18/2003	vs. DAL	W 4-1
G: 2	Ante Razov	05/25/2003	vs. COL	W 4-0
	DaMarcus Beasley	05/31/2003	at SJ	W 4-1
	Ante Razov	06/14/2003	at MET	W 3-2
	Ante Razov	06/18/2003	vs. DAL	W 4-1
	Chris Armas	10/18/2003	vs. COL	W 4-3
A: 3	Andy Williams	06/14/2003	at MET	W 3-2
SV: 10	Zach Thornton	06/21/2003	at KC	L 2-4
GA: 6	Curtis Spiteri	10/26/2003	at CLB	L 2-6
G: 4		05/25/2003	vs. COL	W 4-0
		05/31/2003	at SJ	W 4-1
		06/18/2003	vs. DAL	W 4-1
		10/18/2003	vs. COL	W 4-3

CHICAGO FIRE – TEAM GAME HIGHS

SHT: 28	08/13/2003	at CLB	T 2-2
SOG: 13	08/13/2003	at CLB	T 2-2
	08/20/2003	vs. LA	W 1-0
SHTS: 16	10/26/2003	at CLB	L 2-6
GA: 6	10/26/2003	at CLB	L 2-6

CHICAGO FIRE – 2003 POSTSEASON SQUAD

No.	Player	Pos.	Ht.	Wt.	Birthdate	Joined Club	Last Club	International 'A'
1	Curtis Spiteri	GK	6-1	185	03/15/1981	2003	Portland Timbers (ALg)	
<i>Signed as cover late in the season, made his MLS debut in the season finale – and allowed six goals in one half.</i>								
2	C.J. Brown	DF	6-0	185	06/15/1975	1998	San Francisco Bay Seals	USA 15/0
<i>Experienced marking back who was limited to just one start over the final two months through injuries.</i>								
3	Evan Whitfield	MD	5-11	155	06/23/1977	2000	KAA Gent (BEL)	
<i>Ever-present over the first 27 matches as the right-sided wingback or fullback – until suspension kept him out of the team.</i>								
4	Carlos Bocanegra	DF	6-0	170	05/25/1979	2000	UCLA	USA 20/4
<i>Showed his defending class for club and country, including scoring four goals for the USA over the year.</i>								
5	Jim Curtin	DF	6-4	205	06/23/1979	2001	Villanova Univ.	
<i>His development as the heart of the Fire rearguard was an important factor in the club's success. Appeared in all 30 matches.</i>								
6	Kelly Gray	DF	6-2	170	04/07/1981	2002	Univ. Portland	
<i>Filled a number of roles both as starter and substitute, as a marking back, fullback or holding midfielder.</i>								
7	DaMarcus Beasley	MD	5-7	137	05/24/1982	2000	U.S. U-17	USA 27/4
<i>His pace and effervescence on the left flank – and when he moves centrally – were a vital part of the club's attacking drive.</i>								
8	Damani Ralph	FW	6-0	170	11/06/1980	2003	Univ. Connecticut	Jamaica 2/0
<i>Burst onto the scene with 11 goals in his rookie campaign, his power and pace causing many a defender some difficult moments.</i>								
9	Ante Razov	FW	6-1	175	03/02/1974	1998	Racing de Ferrol (Spain)	USA 22/6
<i>Led the club with 14 goals (five from the penalty spot) as his guile and Ralph's strength formed a lethal partnership.</i>								
11	Nate Jaqua	FW	6-3	180	10/28/1981	2003	Univ. Portland	
<i>Started the last four matches of the campaign and showed attacking talent and promise, hitting for a pair of goals.</i>								
12	Logan Pause	MD	5-10	155	08/22/1981	2003	Univ. North Carolina	
<i>A quality reserve in a holding midfield role, he was first-choice for much of the first half of the campaign.</i>								
13	Henry Ring	GK	6-3	185	03/16/1977	2001	South Carolina	
<i>Reserve goalkeeper who made one league appearance until late-season shoulder surgery ended his campaign.</i>								
14	Chris Armas	MD	5-7	150	08/27/1972	1998	Los Angeles (MLS)	USA 50/2
<i>A standout in his holding midfield role, also a member of the U.S. team for the FIFA Confederations Cup.</i>								
15	Jesse Marsch	MD	5-11	170	11/08/1973	1998	D.C. United (MLS)	USA 1/0
<i>Returned from preseason injury to reclaim his midfield place alongside Armas at mid-year and scored a career-best five goals.</i>								
16	Andy Williams	MD	5-8	155	09/23/1977	2003	MetroStars (MLS)	Jamaica
<i>Acquired from MetroStars in the close season, he found it difficult to command a regular place in the Fire midfield.</i>								
17	Dipsy Selolwane	FW	5-9	150	01/27/1978	2002	Velje BK (Denmark)	Botswana 19/7
<i>Started the last game of the season and scored his first MLS goal, but scored three goals for his country over the year.</i>								
18	Zach Thornton	GK	6-3	230	10/10/1973	1998	MetroStars (MLS)	USA 8/0
<i>Ever-present for the Fire between the posts, coming off for a substitute in just two matches over the season.</i>								
19	Craig Capano	MD	5-7	140	07/07/1985	2002	U.S. U-17	
<i>Started the opening match of the campaign in midfield – then made just two substitute appearances the rest of the way.</i>								
20	Orlando Perez	DF	6-2	165	07/12/1977	2002	D.C. United (MLS)	
<i>A starter as a wingback or fullback for the first third of the season, eventually losing out as Sarachan developed his first-choice scheme.</i>								
21	Justin Mapp	MD	5-10	140	10/18/1984	2003	D.C. United (MLS)	
<i>Skilled young left-footed attacker who impressed in a playmaking midfield role playing off the front two for much of the year.</i>								
22	Jonathan Bolanos	MD	5-9	170	04/22/1978	2003	LD Alajuelense (CRC)	Costa Rica 4/0
<i>Signed for the last six weeks of the season, he made his first MLS start in the finale and recorded an assist while winning a penalty.</i>								
24	Ryan Futagaki	MD	5-7	150	01/17/1980	2003	UCLA	
<i>Wide left-sided midfielder who made six appearances (two starts) on the year.</i>								
28	Nick Walls	MD	5-11	165	03/31/1981	2003	St. Louis Univ.	
<i>Developmental player who did not make an appearance on the season.</i>								

Head Coach: Dave Sarachan



CHICAGO FIRE - 2003

CHICAGO FIRE - GAME-BY-GAME

#	Player	1	2	3	4	5	6	7	8	9	10	11	12	13	14	15	16	17	18	19	20	21	22	23	24	25	26	27	28	29	30							
1	NE DC	1-1	0-0	3-2	0-0	0-3	4-0	4-1	0-2	3-2	4-1	2-4	2-1	0-0	1-2	3-1	2-0	1-1	2-2	3-1	1-0	2-1	1-5	1-1	2-0	0-2	1-1	2-0	2-0	4-3	2-6							
2	C.J. Brown	00D	00D	00D	62D	59D	90D	73D	90D	90D	90D	90D	94D	00D	90D	90D	90D	90D	00D	90D	90D	90D	34	00D	90D	90M	90M	00M	00M	90M	6	90D						
3	Evan Whitfield	00D	00D	90M	00M	56M	90D	31	90D	90D	90M	90M	4	00D	90M	90M	90M	00M	00M	00M	90M	88M	90M	00M	00M	90M	90M	00M	00M	90M	00M	90M	6	90D				
4	Carlos Bocanegra	00D	00D	90D	00D	90D	90D	90D	90D	90D	90D	94D	94D	00D	00D	00D	00D	00D	00D	00D	90D	90D	90D	00D	00D	90D	90D	00D	00D	90D	90D	90D	90D	90D	90D			
5	Jim Curtin	00D	00D	90D	00D	90D	90D	90D	90D	90D	90D	90M	90M	2	00D	90D	90D	90D	00D	00D	70D	90D	90D	90D	00D	90D	90D	00D	00D	90D	90D	90D	90D	90D	90D			
6	Kelly Gray	00D	10	3	30	33	14	90M	90M	90M	90M	90M	94M	2	00D	90D	90D	90D	00D	00D	00M	77M	63	90M	00M	90M	90M	00M	00M	90M	90M	90M	90M	90M	90M	90M		
7	DaMarcus Beasley	00M	00F	90M	00F	90M	90M	90M	90M	90M	90M	90M	94M	2	00D	90D	90D	90D	00D	00D	00M	77M	63	90M	00M	90M	90M	00M	00M	90M	90M	90M	90M	90M	90M	90M		
8	Damani Ralph	15	25	00F	90F	82F	90F	90F	90F	90F	90F	90F	94F	00F	90F	83F	89F	89F	00F	00F	00F	87F	90F	80F	00F	89F	90F	76F	64F	64F	64F	64F	64F	64F	64F			
9	Ante Razov	10	30	00F	90F	82F	90F	90F	90F	90F	90F	90F	94F	00F	90F	61F	90F	90F	00F	00F	00F	90F	78F	00F	90F	00F	90F	00F	90F	00F	90F	00F	90F	00F	90F	00F	90F	
11	Nate Jaqua	00M	90M	85M	8	4	32	22	4	13	39	45	90F	1	19	7	7	8	3	9	9	12	1	9	90M	13	90M	13	90M	13	90M	13	90M	13	90M	13	90M	
12	Logan Pause	00M	90M	85M	8	4	32	22	4	13	39	45	90F	1	19	7	7	8	3	9	9	12	1	9	90M	13	90M	13	90M	13	90M	13	90M	13	90M	13	90M	
13	Henry Ring	00M	90M	85M	8	4	32	22	4	13	39	45	90F	1	19	7	7	8	3	9	9	12	1	9	90M	13	90M	13	90M	13	90M	13	90M	13	90M	13	90M	
14	Chris Armas	00M	90M	90M	00M	90M	57M	90M	11	11	11	11	94M	00M	90M	90M	90M	00M	00M	82M	90M	90M	90M	90M	00M	90M	90M	00M	90M	90M	90M	90M	90M	90M	90M	90M	90M	90M
15	Jesse Marsch	00M	95M	87F	00F	60M	28	68M	79M	77M	92M	95M	94M	00M	90M	90M	90M	00M	00M	85M	90M	90M	90M	90M	00M	90M	90M	00M	90M	90M	90M	90M	90M	90M	90M	90M	90M	
16	Andy Williams	00M	95M	87F	00F	60M	28	68M	79M	77M	92M	95M	94M	00M	90M	90M	90M	00M	00M	85M	90M	90M	90M	90M	00M	90M	90M	00M	90M	90M	90M	90M	90M	90M	90M	90M	90M	90M
17	Dipsy Selolwane	00G	00G	90G	00G	90G	79G	90G	90G	90G	90G	90G	94G	00G	90G	90G	90G	90G	00G	00G	90G	90G	90G	90G	00G	90G	90G	00G	90G	90G	90G	90G	90G	90G	90G	90G	90G	
18	Zach Thornton	64M	64M	64M	64M	64M	64M	64M	64M	64M	64M	64M	64M	64M	64M	64M	64M	64M	64M	64M	64M	64M	64M	64M	64M	64M	64M	64M	64M	64M	64M	64M	64M	64M	64M	64M	64M	64M
19	Craig Capano	85M	00M	90D	00D	71D	90D	90D	62D	90D	86D	63D	94M	00M	90M	90M	90M	90M	90M	90M	90M	90M	90M	90M	90M	90M	90M	90M	90M	90M	90M	90M	90M	90M	90M	90M	90M	90M
20	Orlando Perez	36	5	34	73M	76M	90M	84M	72M	90M	90M	90M	90M	00M	55M	83M	68M	81M	90M	27M	21	00M	90M	90D	88M	81M	16M	45M	45M	45M	45M	45M	45M	45M	45M	45M	45M	
21	Justin Mapp	90F	70F	65F	15	90F	17	17	18	18	18	18	18	18	18	18	18	18	18	18	18	18	18	18	18	18	18	18	18	18	18	18	18	18	18	18	18	18
22	Rodrigo Faria	90F	70F	65F	15	90F	17	17	18	18	18	18	18	18	18	18	18	18	18	18	18	18	18	18	18	18	18	18	18	18	18	18	18	18	18	18	18	18
24	Ryan Futagaki	90F	70F	65F	15	90F	17	17	18	18	18	18	18	18	18	18	18	18	18	18	18	18	18	18	18	18	18	18	18	18	18	18	18	18	18	18	18	18

"00" = 100 minutes played
F/M/D/G = starting position

CHICAGO FIRE - GAME-BY-GAME LOG

Game #1	04/13/2003	CHI 1 vs NE 1	T (2OT)	Beasley (35)
Game #2	04/19/2003	CHI 0 at DC 0	T (2OT)	
Game #3	04/26/2003	CHI 3 at KC 2	W	Perez (53); Williams (65); Ralph (70)
Game #4	05/10/2003	CHI 0 vs SJ 0	T (2OT)	
Game #5	05/17/2003	CHI 0 at NE 3	L	
Game #6	05/25/2003	CHI 4 vs COL 0	W	Razov (8 pen,75 pen); Beasley (32); Mapp (38)
Game #7	05/31/2003	CHI 4 at SJ 1	W	Beasley (28,90); Ralph (47); Razov (81)
Game #8	06/07/2003	CHI 0 at DC 2	L	
Game #9	06/14/2003	CHI 3 at MET 2	W	Razov (31,66); Ralph (61)
Game #10	06/18/2003	CHI 4 vs DAL 1	W	Razov (21 pen,87); Ralph (49); Gray (84)
Game #11	06/21/2003	CHI 2 at KC 4	L	Ralph (8); Razov (78)
Game #12	06/28/2003	CHI 2 vs MET 1	W (OT)	Ralph (35); Razov (94)
Game #13	07/05/2003	CHI 0 at SJ 0	T (2OT)	
Game #14	07/12/2003	CHI 1 vs DC 2	L	Marsch (6)
Game #15	07/19/2003	CHI 3 vs NE 1	W	Gray (8); Mapp (34); Ralph (51 pen)
Game #16	07/26/2003	CHI 2 vs KC 0	W	Whitfield (12); Mapp (53)
Game #17	08/09/2003	CHI 1 vs MET 1	T (2OT)	Ralph (22)
Game #18	08/13/2003	CHI 2 at CLUB 2	T (2OT)	Razov (34 pen); Ralph (90)
Game #19	08/16/2003	CHI 3 vs DC 1	W	Razov (45); Marsch (61); Beasley (74)
Game #20	08/20/2003	CHI 1 vs LA 0	W	Perez (73)
Game #21	08/24/2003	CHI 2 at MET 1	W	Ralph (45); Razov (86)
Game #22	08/30/2003	CHI 1 at NE 5	L	Williams (14)
Game #23	09/06/2003	CHI 1 vs CLUB 1	T (2OT)	Bocanegra (66)
Game #24	09/13/2003	CHI 2 at LA 0	W	Ralph (58); Jaqua (90)
Game #25	09/20/2003	CHI 0 at DAL 2	L	
Game #26	10/01/2003	CHI 1 at COL 1	T (2OT)	Marsch (48)
Game #27	10/04/2003	CHI 2 vs LA 0	W	Beasley (60); Marsch (66)
Game #28	10/10/2003	CHI 2 vs CLUB 0	W	Jaqua (11); Razov (49)
Game #29	10/18/2003	CHI 4 vs COL 3	W	Razov (11); Armas (42,90); Beasley (66)
Game #30	10/26/2003	CHI 2 at CLUB 6	L	Selolwane (3); Marsch (25 pen)

ALL-TIME CHICAGO FIRE POSTSEASON STATISTICS


UNF	POS	PLAYER	GP	GS	MIN	G	A	PTS	SHT	SOG	BLK	FC	FS	OFF	CK	C	E
9	FWD	Ante Razov	22	21	1754	8	8	24	67	27	0	41	36	28	14	4	1
10	MID	Peter Nowak	20	20	1651	3	10	16	24	9	1	23	52	4	45	1	0
21	FWD	Dema Kovalenko	18	16	1512	5	3	13	31	13	0	35	35	7	4	7	0
8	FWD	Hristo Stoitchkov	13	9	900	4	5	13	42	17	0	15	21	5	41	6	0
5	DEF	Lubos Kubik	9	8	727	2	3	7	17	9	0	9	17	0	0	1	0
15	MID	Jesse Marsch	24	24	2066	2	3	7	14	10	0	26	34	6	0	6	0
7	MID	DaMarcus Beasley	13	12	1118	1	4	6	13	6	0	31	42	8	2	4	0
14	MID	Chris Armas	19	19	1718	1	3	5	16	5	2	39	29	1	0	4	0
2	DEF	C.J. Brown	24	24	2171	1	2	4	4	1	1	37	35	0	0	3	0
8	MID	Diego Gutierrez	20	18	1667	1	2	4	11	4	1	50	36	2	3	8	0
4	DEF	Carlos Bocanegra	15	14	1293	1	1	3	8	4	0	22	23	1	0	5	0
11	FWD	Roman Kosecki	4	4	269	1	1	3	2	1	0	8	8	3	1	1	0
6	FWD	Jerzy Podbrozny	7	7	622	1	1	3	7	4	0	7	6	2	1	0	0
3	DEF	Evan Whitfield	6	4	366	1	1	3	7	5	0	14	15	1	0	1	1
22	FWD	Eric Wynalda	5	4	324	1	1	3	9	2	0	2	3	3	6	0	0
13	MID	John Ball	2	0	59	1	0	2	3	2	0	1	0	0	0	0	0
20	FWD	Jamar Beasley	5	1	193	1	0	2	7	6	0	4	7	6	0	0	0
4	MID	Sam George	2	0	21	1	0	2	1	1	0	0	0	0	0	0	0
30	M/D	Tenywa Bonseu	6	5	473	0	1	1	1	0	1	3	5	0	0	1	0
7	FWD	Paul Dougherty	2	1	165	0	1	1	4	1	0	4	3	1	1	1	0
6	M/D	Kelly Gray	2	2	168	0	1	1	4	1	0	5	1	0	0	0	0
26	MID	Mike Sorber	5	2	192	0	1	1	0	0	0	3	6	1	0	0	0
18	GK	Zach Thornton	24	24	2192	0	1	1	0	0	0	1	2	0	0	1	0
5	DEF	Jim Curtin	4	3	246	0	0	0	0	0	0	2	3	0	0	0	0
9	MID	Sergi Daniv	2	0	2	0	0	0	0	0	0	1	1	0	0	1	0
25	MID	Zak Ibsen	3	0	46	0	0	0	1	1	0	0	0	0	0	0	0
41	FWD	Frank Klopas	5	1	119	0	0	0	1	0	0	5	5	0	1	1	0
22	FWD	Tony Kuhn	1	0	1	0	0	0	0	0	0	0	0	0	0	0	0
17	MID	Andrew Lewis	1	0	33	0	0	0	0	0	0	0	0	0	0	0	0
20	DEF	Francis Okaroh	6	6	481	0	0	0	1	0	0	6	6	0	0	0	0
20	DEF	Orlando Perez	2	1	46	0	0	0	0	0	0	0	0	1	0	0	0
17	FWD	Dipsy Selolwane	2	0	39	0	0	0	0	0	0	0	2	0	0	0	0
6	DEF	Tom Soehn	12	4	450	0	0	0	0	0	0	5	2	0	0	0	0
22	DEF	David Vaudreuil	9	7	600	0	0	0	2	1	0	5	6	1	0	2	0
26	MID	Billy Walsh	2	0	57	0	0	0	1	0	0	1	0	1	1	0	0
16	FWD	Josh Wolff	6	3	282	0	0	0	6	4	0	11	9	3	0	1	0
26	FWD	John Wolyniec	2	0	18	0	0	0	1	0	0	0	0	0	0	0	0
		Own-goals received				1											
		Team totals	24	24	2192	37	53	127	305	134	6	416	463	85	120	59	2
		Opponent totals	24	24	2192	25	28	78	252	119	10	463	416	56	113	67	3

CHICAGO FIRE INDIVIDUAL GOALKEEPING

UNF	POS	GOALKEEPER	GP	GS	MIN	SHTS	SV	C/P	GA	GAA	PG	PA	W	L	T	SO	RECORD
18	GK	Zach Thornton	24	24	2192	119	88	83	25	1.03	1	2	13	9	2	8	0-2-2
		Team totals	24	24	2192	119	94	83	25	1.03	1	2	13	9	2	8	0-2-2
		Opponent totals	24	24	2192	134	98	59	37	1.52	3	4	9	13	2	5	2-0-2



D.C. UNITED



D.C. United has been a team in flux the entire season, and they are no more settled heading into the postseason. The back four seems settled, with a rugged central defense partnership of Mike Petke and Ryan Nelsen and hard-working ball-hawker Dema Kovalenko in front - but they have to try and limit the exposure of young goalkeeper Doug Warren. Head Coach Ray Hudson has spent the season looking for the right mix in attack, but he seems set on having Marco Etcheverry in a central role, having Bobby Convey and Earnie Stewart in pacy, two-way wide midfield roles, and the partnership of Ronaldo Cerritos and Thiago Martins. But wait a minute, and it's likely to be all-change. D.C. is one of the most dangerous teams on set plays in MLS. Galin Ivanov, Hristo Stoitchkov, Earnie Stewart, and Marco Etcheverry are all crafty veterans that can make any restart a distinct scoring opportunity.

Fourteen of United's 30 games were decided by one goal or less, including nine draws... Midfielder Marco Etcheverry led the team in scoring in 2003, recording six goals and seven assists on the year. Midfielder Dema Kovalenko contributed six goals ... D.C. United has only suffered back-to-back losses twice this season, but have also only put together two or more consecutive wins all season... D.C. United has the dubious distinction of leading the League in both cautions and fouls committed.

UNITED GOALSCORERS - 2003

	MLS	USOC	CCC	TOT
Kovalenko	6	1		7
Etcheverry	6			6
Stoitchkov	5	1		6
Olsen	4			4
Petke	3	1		4
Quintanilla	3			3
Eskandarian	3			3
Cerritos	1	2		3
Ivanov	1	1		2
Convey	2			2
Curtis	1			1
Quaranta	1			1
Stewart	1			1
Nelsen	1			1

HEAD COACH: RAY HUDSON (2nd season)

A South Florida soccer legend for more than 20 years, Ray Hudson was named the head coach of D.C. United on January 8, 2002. Hudson joined United from Fusion F.C., where, in his first full year as head coach of the club, he led them to the best regular season record in MLS and to the semifinals of the 2001 MLS Cup. Hudson's first year at United produced a disappointing 9-14-5 record that left the storied club at the bottom of the MLS League table.

Hudson oversaw the rebuilding of United in his image, trading away United icons Jaime Moreno and Eddie Pope in order to populate the roster with hard-working blue-collar players like Dema Kovalenko and Mike Petke. With solid, rugged defense and an active and aggressive midfield, Hudson's United side managed to scrape together hard-fought wins to stay in playoff contention. Hudson's gambit worked, as United clinched the fourth and final playoff spot in the East in the last weekend of play.

In 2001, Hudson molded Fusion F.C. into a championship contender by bringing in talented players such as Carlos Llamasa, Chris Henderson, Preki, Ian Bishop and Alex Pineda Chacon. The results were new Fusion club records for wins (16), points (53), goals (57), assists (89) and fewest goals allowed (36) in a season that also netted the first division title in club history and the 2001 MLS Supporters Shield.

Hudson began his professional career with Newcastle United of the English Premier League in 1973 at the age of 17. He made over 40 appearances for the first division club from 1973-77 before joining the Ft. Lauderdale Strikers of the NASL.

D.C. UNITED
2003 SEASON REVIEW

Even though there were a number of times along the way that it did seem doubtful, the only three-time MLS Cup champion in D.C. United finally reached the postseason after four long seasons in the wilderness.

The offseason rebuilding of United by second-year head coach Ray Hudson was as dramatic as it was comprehensive. In December 2002, United pulled the trigger on a blockbuster deal that sent Jaime Moreno, Eddie Pope and Richie Williams to MetroStars in exchange for defender Mike Petke and a major allocation that would later become U.S. national team fixture Earnie Stewart.

United also dealt heavily with the Chicago Fire, trading Justin Mapp for midfielder Dema Kovalenko and acquiring veteran Hristo Stoitchkov for picks in the 2004 MLS SuperDraft. United added defender Galin Ivanov from Bulgarian side CSKA Sofia, as well as bolstered their ranks with the No.1 overall pick in the 2003 SuperDraft – Alecko Eskandarian.

But the mix was put to the test from the start. Honduras international flank defender Milton Reyes suffered a knee injury in pre-season that put him out for the season, then a tackle in a match against a local college side that resulted in a broken leg left Hristo Stoitchkov suspended as the season kicked off.

With a bit more fortune at the start, the season might have been less of a nail-biter. But a loss away to Kansas City in the season opener – through a Chris Brown golden goal – was followed by five consecutive draws. Playing extra time was to become a regular trend over the campaign, as United went beyond 90 minutes in nearly half their games (14 of 30) on the season.

After going winless for two months, the first victory came on June 7, a 2-0 victory at RFK Stadium against eventual MLS Supporters' Shield winner Chicago Fire. But consistency was still elusive – United failing to win back-to-back matches for almost the next two months. However, they also didn't lose back-to-back games – something they did only twice over the course of the year.

Hudson continually tinkered with his team throughout the year. Young striker Santino Quaranta was in the first team at the start of the season, but saw his playing time gradually decrease as the season progressed. He worked mightily to find a place for Stewart – trying him as a playmaking midfielder, a wide midfielder, a holding midfielder and an out-an-out striker. Ali Curtis had a good run of form through the mid part of the season, but in August he was dealt to Dallas Burn for El Salvador international Ronald Cerritos.

On either side of the All-Star break United got the jumpstart they needed with a pair of dramatic victories against New England. At Gillette Stadium, the Black-and-Red scored four goals – all after the 83rd minute – for a stunning 4-2 victory, then they captured a 1-0 victory at home to suddenly plant themselves firmly in the mix in the Eastern Conference. But regularity was still lacking – back-to-back losses followed the three-game winning streak started in New England, then back-to-back wins came at home against the two California clubs in mid-August.

D.C. UNITED - 2003

United was also helped by a positive run in the U.S. Open Cup. Having failed to reach the playoffs in 2002, United had to start in the second round. Tricky ties against A-League opposition came in the first two tests, but victories did as well against Pittsburgh Riverhounds (2-1) and Virginia Beach Mariners (1-0). Giant-killers Wilmington Hammerheads came in the quarterfinals, and Earnie Stewart's first United goal sent United through.

But the run came to an halt at the end of a wild seven-day stretch against MetroStars. United won 2-0 at Giants Stadium before being forced to settle for a 1-1 draw at RFK Stadium with the tying goal scored six minutes deep into second-half stoppage time. Back in the Meadowlands for the cup tie, the home side advanced to the final with a 3-2 victory.

The series with MetroStars was also important from a manpower standpoint, as both goalkeeper Nick Rimando and livewire midfielder Ben Olsen went down for the season with knee injuries. But Bobby Convey started to come back into form after dealing with the disappointment of his failed transfer to Tottenham Hotspur FC in England.

The draw with Metro at home started a season-ending five-match stretch where United failed to win. Needing just a point in the penultimate match at home against Columbus Crew, Mike Petke's dramatic stoppage time header seemed to have given D.C. the result they needed, but Brian McBride headed home in extra time to keep the Crew hopes alive. But Stoitchkov came off the bench a week later to score a second-half equalizer against Kansas City Wizards, and at long last United was in the hunt for another MLS Cup.



D.C. UNITED – 2003 REGULAR SEASON INDIVIDUAL STATS

UNF	POS	PLAYER	GP	GS	MIN	G	A	PTS	SHT	SOG	BLK	FC	FS	OFF	CK	C	E
10	MID	Marco Etcheverry	25	21	2006	6	7	19	27	13	0	30	52	4	97	6	0
14	MID	Ben Olsen	26	26	2239	4	7	15	31	13	0	47	80	6	5	1	0
8	FWD	Hristo Stoitchkov	21	9	901	5	5	15	30	12	0	18	27	8	16	6	0
21	MID	Dema Kovalenko	26	26	2401	6	0	12	26	14	1	67	68	1	0	6	1
20	M/F	Eliseo Quintanilla	18	12	1179	3	3	9	23	13	0	27	24	5	3	3	0
11	FWD	Alecko Eskandarian	23	5	728	3	2	8	15	7	0	12	16	2	0	3	1
17	FWD*	Ali Curtis	17	12	1035	1	4	6	19	6	0	20	36	9	0	2	0
12	DEF	Mike Petke	25	25	2343	3	0	6	11	8	0	41	10	0	0	9	0
15	MID	Bobby Convey	19	16	1576	2	1	5	27	11	0	34	33	6	14	4	1
25	FWD	Santino Quaranta	12	8	738	1	3	5	14	8	0	9	14	4	1	0	0
9	FWD	Earnie Stewart	21	21	1923	1	2	4	24	8	0	22	12	9	35	3	0
27	FWD*	Ronald Cerritos	10	10	915	1	1	3	15	6	0	8	8	6	0	0	0
3	DEF	Galín Ivanov	24	22	2011	1	1	3	16	8	0	35	15	1	4	6	0
7	D/M	Ryan Nelsen	25	25	2314	1	0	2	30	12	1	39	18	0	0	5	1
13	MID	Jose Alegria	17	13	1093	0	1	1	12	5	0	31	21	0	0	4	0
26	DEF	Bryan Namoff	22	17	1665	0	1	1	3	1	0	28	20	1	0	3	0
19	F/M	Devin Barclay	3	1	113	0	0	0	0	0	0	5	3	2	0	1	0
28	GK	*Clint Baumstark	1	1	100	0	0	0	0	0	0	0	0	0	0	0	0
29	FWD	Thiago Martins	5	4	359	0	0	0	7	3	0	16	11	1	0	1	0
24	MID*	Trevor Perea	1	0	4	0	0	0	0	0	0	0	0	0	0	0	0
4	DEF	Brandon Prideaux	28	27	2586	0	0	0	1	0	1	39	37	2	0	6	0
18	GK	Nick Rimando	25	25	2318	0	0	0	0	0	0	1	3	0	0	0	0
1	GK	Doug Warren	5	4	404	0	0	0	0	0	0	1	0	0	0	0	0
		Team totals	30	30	2822	38	38	114	331	148	3	530	520	67	175	69	4
		Opponent totals	30	30	2822	36	31	103	370	165	3	529	512	61	144	53	5

GAME-WINNING GOALS: Ben Olsen 4, Dema Kovalenko 3, Eliseo Quintanilla 1, Mike Petke 1
Marco Etcheverry 1

GAME-WINNING ASSISTS: Ben Olsen 2, Marco Etcheverry 2, Hristo Stoitchkov 1, Earnie Stewart 1
Santino Quaranta 1, Alecko Eskandarian 1, Ali Curtis 1

PENALTY KICK GOALS/ATTEMPTS: Marco Etcheverry 5-5, Hristo Stoitchkov 2-2, Eliseo Quintanilla 1-1

D.C. UNITED -- INDIVIDUAL GOALKEEPING

UNF	POS	GOALKEEPER	GP	GS	MIN	SHTS	SV	C/P	GA	GAA	PG	PA	W	L	T	SO	RECORD
28	GK	Clint Baumstark	1	1	100	1	0	5	1	0.90	0	0	0	0	1	0	0-0-1
18	GK	Nick Rimando	25	25	2318	131	100	71	29	1.13	3	5	10	9	6	7	0-3-6
1	GK	Doug Warren	5	4	404	33	26	19	6	1.34	2	2	0	2	2	0	0-2-2
		Team totals	30	30	2822	165	129	95	36	1.15	5	7	10	11	9	8	0-5-9
		Opponent totals	30	30	2822	148	110	98	38	1.21	8	8	11	10	9	8	5-0-9

*Indicates individual played with other teams in 2003. Only D.C. United statistics listed here.

D.C. UNITED – INDIVIDUAL GAME HIGHS

PTS: 5 Eliseo Quintanilla 07/27/2003 at NE W 4-2

G: 2 Bobby Convey 05/31/2003 at DAL L 2-3
2 Alecko Eskandarian 06/14/2003 vs. CLB W 3-0
2 Eliseo Quintanilla 07/27/2003 at NE W 4-2

A: 2 Marco Etcheverry 06/14/2003 vs. CLB W 3-0
2 Ben Olsen 06/14/2003 vs. CLB W 3-0
2 Ali Curtis 07/02/2003 at DAL W 3-1
2 Hristo Stoitchkov 07/12/2003 at CHI W 2-1

S: 9 Doug Warren 10/19/2003 vs. CLB L 2-3

GA: 3 On six occasions

D.C. UNITED – TEAM GAME HIGHS

G: 4 07/27/2003 at NE W 4-2

SHT: 16 10/19/2003 vs. CLB L 2-3

SOG: 9 06/14/2003 vs. CLB W 3-0

SHTS: 12 10/19/2003 vs. CLB L 2-3

GA: 3 On six occasions

D.C. UNITED – 2003 POSTSEASON SQUAD

No. Player	Pos.	Ht.	Wt.	Birthdate	Joined Club	Last Club	International 'A'
1 Doug Warren	GK	6-0	197	03/18/1981	2003	Clemson Univ.	
<i>Filled in admirably for an injured Rimando after not having played a minute in league competition, but still shows his youth at times.</i>							
2 David Stokes	DF	6-3	203	05/28/1982	2003	North Carolina Univ.	
<i>Project-40 defender who has not seen any MLS playing time this season, but made three Open Cup appearances.</i>							
3 Galin Ivanov	DF	6-1	170	06/04/1975	2003	CSKA Sofia (Bulgaria)	Bulgaria 5/0
<i>Former Bulgarian international acquired in the close season. Rugged defender, but also a danger on the overlap and on set pieces.</i>							
4 Brandon Prideaux	DF	6-0	170	08/18/1976	2002	Kansas City (MLS)	
<i>A no-nonsense defender who has played both fullback positions and as a center back for United this season.</i>							
5 Milton Reyes	DF	5-10	166	05/02/1974	2002	CD Motagua (Honduras)	Honduras 32/0
<i>Dangerous wing defender lost for the season with a torn ACL suffered during a preseason exhibition.</i>							
7 Ryan Nelsen	DF	6-1	196	10/18/1977	2001	Stanford Univ.	New Zealand 27/5
<i>Captain for club and country, his move from a holding midfielder to his preferred central defender role changed United's fortunes.</i>							
8 Hristo Stoitchkov	FW	5-9	181	02/08/1966	2003	Kashiwa Reysol (Japan)	Bulgaria 83/37
<i>Intense and emotional player-coach, he provides a constant source of leadership – as his goal to send United to the playoffs showed.</i>							
9 Earnie Stewart	FW	5-9	162	03/28/1969	2003	NAC Breda (Holland)	USA 97/17
<i>Veteran U.S. international who did not have an immediate goal-scoring impact, but his poise and distribution still make him dangerous.</i>							
10 Marco Etcheverry	MD	5-9	190	09/26/1970	1996	CD America [Cali] (Colombia)	Bolivia 71/13
<i>United's midfield engine since the club's formation, "El Diablo" again developed into the focal point of the attack as the season wore on.</i>							
11 Alecko Eskandarian	FW	5-9	165	07/09/1982	2003	Univ. Virginia	
<i>The No. 1 overall pick in the 2003 SuperDraft, he figured heavily into Hudson's plans as a source of offensive spark off of the bench.</i>							
12 Mike Petke	DF	6-2	199	01/30/1976	2003	MetroStars (MLS)	USA 2/0
<i>Brought over from the MetroStars in a preseason trade, Petke's adds strong play in central defense to aerial ability on set pieces.</i>							
13 Jose Alegria	MD	5-8	155	10/05/1980	2001	Washington Diplomats (USYSA)	
<i>Had a stop-start campaign in either central midfield or on the flank, recording a single assist in 17 league appearances.</i>							
14 Ben Olsen	MD	5-8	156	05/03/1977	2002	Univ. Virginia	USA 22/4
<i>Fiery midfielder who brings skill and grit, his rebound from chronic ankle injury was halted when he suffered a knee injury in September.</i>							
15 Bobby Convey	MD	5-9	160	05/27/1983	2000	U.S. U-17	USA 18/1
<i>After the disappointment of a failed transfer to Tottenham Hotspur, Convey is looked to provide drive from his box-to-box midfield play.</i>							
16 Brian Carroll	MD	5-10	152	07/20/1981	2003	Wake Forest Univ.	
<i>His time in 2003 has been limited to U.S. Under-23 National Team duty and to Lamar Hunt U.S. Open Cup play.</i>							
18 Nick Rimando	GK	5-10	201	06/17/1979	2002	Miami (MLS)	USA 3/0
<i>United's starting goalkeeper, Rimando posted an impressive seven shutouts and a solid 1.13 GAA before tearing his ACL in September</i>							
19 Devin Barclay	MD	5-11	165	04/09/1983	2003	San Jose (MLS)	
<i>Project-40 forward acquired from the San Jose Earthquakes, Barclay saw limited time in 2003, appearing in only three matches.</i>							
20 Eliseo Quintanilla	MD	5-6	155	02/05/1983	2002	CD Aguila (El Salvador)	El Salvador 3/0
<i>Quicksilver attacking player who has filled a role wide on the right of United's midfield.</i>							
21 Dema Kovalenko	MD	5-8	160	08/28/1977	2003	Chicago (MLS)	
<i>United's Player of the Year, he anchored the midfield from a deep position, with six goals adding to his rugged ball-hawking.</i>							
22 Jorge Geddes	GK	5-10	170	04/14/1980	2003	Northern Virginia Royals (USL)	
<i>Third-string 'keeper signed as a developmental played midway through the campaign.</i>							
24 Trevor Perea	MD	5-3	135	08/19/1981	2003	Columbus (MLS)	
<i>Developmental player picked up on waivers from Columbus who made one appearance for United.</i>							
25 Santino Quaranta	FW	6-1	185	10/14/1984	2001	U.S. U-17	
<i>Young attacking talent who has seen his playing time dwindle, not helped by injuries suffered while on U-23 international duty.</i>							
26 Bryan Namoff	DF	5-10	176	05/28/1979	2001	Bradley Univ.	
<i>Useful utility player who had a regular role as a fullback; can also play as a holding midfielder.</i>							
27 Ronald Cerritos	FW	5-9	155	01/03/1975	2003	San Jose (MLS)	El Salvador 46/4
<i>Fast and dangerous box striker who was acquired by United from Dallas and showed signs of a useful partnership with Stewart.</i>							
29 Thiago Martins	FW	6-0	185	09/04/1976	2003	Pittsburgh Riverhounds (A-League)	
<i>Acquired from Pittsburgh, the Brazilian is a big and strong targetman, intimidating in the box, yet possessing a deft touch on the ball.</i>							

Head Coach: Ray Hudson



D.C. UNITED - 2003

D.C. UNITED – GAME-BY-GAME

#	Player	1	2	3	4	5	6	7	8	9	10	11	12	13	14	15	16	17	18	19	20	21	22	23	24	25	26	27	28	29	30						
	KC	CHI	COL	DAL	MET	KC	DAL	CHI	COL	CHI	COL	NE	CLB	DAL	MET	CHI	SJ	NE	COL	CHI	SJ	LA	SJ	LA	MET	MET	CLB	NE	CLB	KC							
		0-0	1-1	0-0	0-1	1-1	1-1	2-3	2-0	0-0	3-0	1-1	0-3	3-1	2-3	2-1	1-2	4-2	1-0	1-0	1-3	0-1	2-1	2-1	0-1	2-0	1-1	1-1	0-1	2-3	1-1						
1	Doug Warren						00D	90D	90D	00D	90D	00D	90D	90D	99D	90D	90D	46D	65D	9	90D	90D	90D	90D	90D	90D	90D	00D	00G	92G	00G	00G					
3	Galin Ivanov						00D	90D	90D	00D	90D	00D	45	90D	90D	90D	90D	90D	90D	90D	90D	90D	90D	90D	90D	90D	00D	00D	13	00D	00D						
4	Brandon Pridaux						92D	00D	00D	00D	90D	54M	90D	90M	99M	90M	90M	90M	90M	90M	90M	90M	90M	90M	90M	90M	00D	00D	00D	92D	00D	00D					
7	Ryan Nelsen						92F	00M	00F	79F	90F	00F	90M	90M	90F	90M	90M	90M	90M	90M	90M	90M	90M	90M	90M	90M	00D	00D	00D	00D	00D	00D					
8	Hristo Stoitchkov						92M	00M	84M	00M	90M	00M	90M	90M	90M	90M	90M	90M	90M	90M	90M	90M	90M	90M	90M	90M	00D	00D	00D	00D	00D	00D					
9	Earnie Stewart						92M	00M	84M	00M	90M	00M	90M	90M	90M	90M	90M	90M	90M	90M	90M	90M	90M	90M	90M	90M	00F	00F	90M	00F	00M	92M	84F				
10	Marco Etcheverry						92M	00M	84M	00M	90M	00M	90M	90M	90M	90M	90M	90M	90M	90M	90M	90M	90M	90M	90M	90M	00F	00F	90M	00F	00M	92M	84F				
11	Alecko Eskandarlian						16	21	60F	90F	28	18	21	30	8	25	18	4	8	44	25	64F	24	77F	6	24	16	84M	51M	62M	84M	00M	92M	00M			
12	Mike Petke						92D	00D	00D	90D	00D	90D	00D	90D	00D	90D	90D	90D	90D	90D	90D	90D	90D	90D	90D	90D	00D	00D	00D	00D	00D	00D	00D	00D			
13	Jose Alegria						92M	18	77M	64M	80M	72M	15	00M	90M	00M	65M	99M	81D	45M	90M	90M	90M	90M	90M	90M	00D	00D	00D	00D	00D	00D	00D	00D			
14	Ben Olsen						92M	00M	00M	00M	89D	00M	90M	90M	90M	90M	90M	90M	90M	90M	90M	90M	90M	90M	90M	90M	00M	00M	63M	90M	75M	90M	6M	11			
15	Bobby Convey						92M	00D	00D	00D	90M	87D	90M	90M	90M	90M	90M	90M	90M	90M	90M	90M	90M	90M	90M	90M	00M	00M	27	39	37	90M	00M	00D	92D	00M	00M
17	Alli Curtis						8	10	1	10	90F	73F	85F	77F	82F	79F	81F	86F	82F	90F	65F	26	90F	52M	90M	90M	00M	00M	63M	90M	75M	90M	6M	15			
18	Nick Rimando						92G	00G	00G	00G	90G	00G	90G	00G	90G	00G	90G	90G	90G	90G	90G	90G	90G	90G	90G	90G	00G	00G	90G	90G	90G	99G	78G	00M	00M		
19	Devin Barclay																																				
20	Eliseo Quintanilla						90F	16																													
21	Dena Kovalenko						92M	00M	00M	00M	00M	86M	63M	90M	99M	90M	90M	90M	90M	90M	90M	90M	90M	90M	90M	90M	00M	00M	94	00M	92M	85M	46M	00M			
24	Trevor Perea																																				
25	Santino Quaranta						84F	66F	67F	00F	90M	5	23																								
26	Bryan Namoff						92D	23	00D	10	90M	00M	90D	99D	90D	70D	90D	90D	90D	90D	90D	90D	90D	90D	90D	90D	00D	00D	16	00D	92D	31	00M	00M			
27	Ronald Cerritos																																				
28	Clint Baumstark																																				
29	Thiago Martins																																				
"00"																																					
F/M/D/G																																					

"00" = 100 minutes played
F/M/D/G = starting position

D.C. UNITED – GAME-BY-GAME LOG

Game #1	04/12/2003	DC 2 at KC 3	L (OT)	Petke (36); Quaranta (45)
Game #2	04/19/2003	DC 0 vs CHI 0	T (2OT)	
Game #3	04/26/2003	DC 1 at COL 1	T (2OT)	Etcheverry (7)
Game #4	05/03/2003	DC 0 vs DAL 0	T (2OT)	
Game #5	05/10/2003	DC 0 at MET 1	L	
Game #6	05/17/2003	DC 1 vs KC 1	T (2OT)	Etcheverry (31 pen)
Game #7	05/31/2003	DC 2 at DAL 3	L	Convey (51,89)
Game #8	06/07/2003	DC 2 vs CHI 0	W	Etcheverry (37 pen); Kovalenko (45)
Game #9	06/11/2003	DC 0 at COL 0	T (2OT)	
Game #10	06/14/2003	DC 3 vs CLB 0	W	Petke (43); Eskandararian (79,85)
Game #11	06/21/2003	DC 1 vs NE 1	T (2OT)	Stoitchkov (31)
Game #12	06/28/2003	DC 0 at CLB 3	L	
Game #13	07/02/2003	DC 3 at DAL 1	W	Nelsen (29); Kovalenko (78); Stoitchkov (88)
Game #14	07/05/2003	DC 2 vs MET 3	L (2OT)	Etcheverry (10 pen); Kovalenko (43)
Game #15	07/12/2003	DC 2 at CHI 1	W	Ivanov (9); Olsen (45)
Game #16	07/19/2003	DC 1 vs SJ 2	L	Curtis (13)
Game #17	07/27/2003	DC 4 at NE 2	W	Quintanilla (83,90 pen); Kovalenko (90); Eskandararian (90)
Game #18	08/09/2003	DC 1 vs NE 0	W	Kovalenko (90)
Game #19	08/13/2003	DC 1 vs COL 0	W	Quintanilla (31)
Game #20	08/16/2003	DC 1 at CHI 3	L	Stoitchkov (8 pen)
Game #21	08/24/2003	DC 0 at SJ 1	L	
Game #22	09/06/2003	DC 2 vs LA 1	W	Kovalenko (3); Olsen (29)
Game #23	09/13/2003	DC 2 vs SJ 1	W	Stewart (9); Olsen (81)
Game #24	09/20/2003	DC 0 at LA 1	L (2OT)	
Game #25	09/25/2003	DC 2 at MET 0	W	Olsen (12); Cerritos (67)
Game #26	09/28/2003	DC 1 vs MET 1	T (2OT)	Etcheverry (64 pen)
Game #27	10/04/2003	DC 1 at CLB 1	T (2OT)	Etcheverry (59 pen)
Game #28	10/11/2003	DC 0 at NE 1	L (OT)	
Game #29	10/19/2003	DC 2 vs CLB 3	L (2OT)	Stoitchkov (37 pen); Petke (90)
Game #30	10/25/2003	DC 1 vs KC 1	T (2OT)	Stoitchkov (57)

ALL-TIME D.C. UNITED POSTSEASON STATISTICS

UNF	POS	PLAYER	GP	GS	MIN	G	A	PTS	SHT	SOG	BLK	FC	FS	OFF	CK	C	E
9	FWD	Jaime Moreno	21	21	1846	10	8	28	62	29	0	39	72	11	4	2	1
10	MID	Marco Etcheverry	21	21	1869	3	13	19	45	17	0	21	49	7	115	5	0
21	FWD	Raul Diaz Arce	10	9	844	8	1	17	29	18	0	19	9	20	0	0	0
27	FWD	Roy Lassiter	11	11	882	7	1	15	30	17	0	18	13	12	0	1	1
20	MID	Tony Sanneh	15	7	745	6	3	15	14	10	1	19	11	3	0	2	0
16	MID	Richie Williams	22	22	1922	2	4	8	24	10	1	43	22	1	0	3	1
12	DEF	Jeff Agoos	23	23	2074	1	4	6	21	7	1	27	44	2	2	2	0
6	MID	John Harkes	17	17	1507	0	6	6	21	10	0	23	35	7	23	0	0
14	MID	Ben Olsen	12	12	1007	2	1	5	18	9	0	28	29	9	2	2	0
24	DEF	David Vaudreuil	9	6	566	0	5	5	1	0	0	9	7	1	0	1	0
14	FWD	Steve Rammel	2	2	166	2	0	4	4	2	0	2	5	1	0	0	0
17	FWD	Roy Wegerle	2	2	144	2	0	4	3	2	0	0	0	5	0	0	0
20	MID	John Maessner	15	13	1017	0	3	3	18	5	0	13	7	7	0	0	0
23	DEF	Eddie Pope	23	23	2028	1	1	3	10	3	0	27	28	1	0	1	0
13	MID	Shawn Medved	5	0	113	1	0	2	3	3	0	2	0	1	0	0	0
3	DEF	Carey Talley	11	7	717	0	2	2	5	2	1	14	10	1	0	1	0
11	DEF	Mario Gori	10	9	767	0	1	1	3	1	0	10	11	1	0	1	0
25	DEF	Clint Peay	5	5	434	0	1	1	3	2	0	5	3	0	0	2	0
22	GK	Tom Presthus	13	12	1081	0	1	1	0	0	0	1	3	0	0	1	0
5	DEF	Geoff Augner	9	2	197	0	0	0	2	1	0	7	1	0	0	3	0
26	GK	Jeff Causey	1	0	1	0	0	0	0	0	0	0	0	0	0	0	0
6	MID	Judah Cooks	2	0	10	0	0	0	0	0	0	0	0	0	0	0	0
1	GK	Scott Garlick	5	5	449	0	0	0	0	0	0	1	5	0	0	1	0
5	MID	Ben Iroha	3	0	43	0	0	0	2	2	0	0	3	0	0	0	0
7	MID	Kris Kelderman	1	0	2	0	0	0	0	0	0	0	0	0	0	0	0
18	DEF	Carlos Llamasa	13	13	1114	0	0	0	2	0	1	23	7	0	0	3	0
11	MID	Jason Moore	3	0	41	0	0	0	0	0	0	0	1	0	0	0	0
2	GK	Mark Simpson	6	6	543	0	0	0	0	0	0	0	0	0	0	1	0
19	MID	Mike Slivinski	1	0	9	0	0	0	0	0	0	0	0	0	0	0	0
4	DEF	Diego Sonora	5	4	366	0	0	0	0	0	0	10	5	2	0	1	0
6	FWD	A.J. Wood	8	1	167	0	0	0	5	2	0	4	3	1	0	0	0
		Team totals	23	23	2080	45	55	145	325	152	5	365	393	93	146	33	3
		Opponent totals	23	23	2080	25	29	79	249	112	7	393	365	102	107	53	3

D.C. UNITED INDIVIDUAL GOALKEEPING

UNF	POS	GOALKEEPER	GP	GS	MIN	SHTS	SV	C/P	GA	GAA	PG	PA	W	L	T	SO	RECORD
26	GK	Jeff Causey	1	0	1	0	0	0	0	0.00	0	0	0	1	0	0	0-0-0
1	GK	Scott Garlick	5	5	449	33	26	27	5	1.00	1	1	4	0	0	1	0-0-0
22	GK	Tom Presthus	13	12	1081	51	35	53	13	1.08	0	0	10	3	0	7	0-0-0
2	GK	Mark Simpson	6	6	543	28	21	16	7	1.16	0	0	5	0	0	1	1-0-0
		Team totals	23	23	2080	112	87	96	25	1.08	1	1	19	4	0	9	1-0-0
		Opponent totals	23	23	2080	152	107	98	45	1.95	1	1	4	19	0	3	0-1-0



MLS CUP 2003 PLAYOFF GUIDE

NEW ENGLAND REVOLUTION v METROSTARS EASTERN CONFERENCE SEMIFINALS

NEW ENGLAND REVOLUTION

#	PLAYER/POS	2003	GP	GS	G	A
		career	GP	GS	G	A
1	Matt Reis 03/28/1975	GK	5	5	-10	0
2	Leo Cullen 02/28/1976	D	26	18	0	2
3	Rusty Pierce 07/24/1979	D	21	21	0	0
4	Ibrahim Kante 07/20/1981	F	2	0	0	0
5	Brian Kamler 02/12/1972	M	28	28	6	5
6	Jay Heaps 08/02/1976	D	28	28	3	1
7	Jose Carlos Cancela 06/25/1976	M	13	12	1	7
8	Joe Franchino 08/08/1976	D	25	25	1	4
9	Joe-Max Moore 02/23/1971	F	16	13	4	7
11	Pat Noonan 08/02/1980	F	28	17	10	7
12	Daouda Kante 07/16/1978	D	16	14	0	0
13	Chris Brown 03/10/1977	F	21	12	5	2
14	Steve Ralston 06/14/1974	M	26	25	4	7
16	Jason Moore 04/04/1978	M	13	1	0	0
18	Carlos Llamasa 06/30/1969	D	24	23	0	0
19	Nick Downing 01/25/1980	D	0	0	0	0
20	Taylor Twellman 02/29/1980	F	22	20	15	4
21	Shalrie Joseph 05/24/1978	D	28	27	2	2
22	Marshall Leonard 12/19/1980	M	10	5	0	0
23	Tony Frias 11/16/1979	M	0	0	0	0
24	Adin Brown 05/27/1978	GK	25	25	-37	0
26	Kyle Singer 08/06/1980	GK	1	0	0	0
27	Chris Bagley 05/20/1980	F	3	0	0	0
33	Dario Fabbro 11/03/1976	F	16	9	2	0

HEAD COACH: Steve Nicol

2003 SEASON RECORDS

	GP	W-L-T	PTS	OT	GF	GA
Revolution	30	12-9-9	45	2-1-9	55	47
at home	15	7-4-4	25	2-0-4	32	25
MetroStars	30	11-10-9	42	3-1-9	40	40
at home	15	5-6-4	19	1-0-4	17	19

SERIES SCHEDULE

Sat. Nov. 1, Giants Stadium (5 pm ET)
Sun. Nov. 9, Gillette Stadium (4 pm ET)

MLS CUP PLAYOFFS HISTORY

FIRST MEETING

LEAGUE HEAD-TO-HEAD

Revolution 15 wins (3 ShO); 56 goals
MetroStars 14 wins (2 ShO); 60 goals ... Ties 2
AT FOXBOROUGH: NE 9 wins, 31 gls; MET 4 wins, 21 gls; 2 ties
AT GIANTS: MET 10 wins, 39 gls; NE 6 wins, 25 gls; 0 ties

WHERE THE GOALS COME FROM

REVOLUTION		METROSTARS	
F	A	F	A
55	47	40	40
51	60	70	70

HOW SCORED

29	25	RIGHT FOOT	27	17
16	14	LEFT FOOT	7	18
10	8	HEADERS	6	4
0	0	OTHER	0	1

TYPE OF PLAY

35	23	OPEN PLAY	19	25
5	12	CROSS	6	5
4	4	CORNER	5	3
2	4	PENALTIES	4	3
2	1	DIRECT FROM FREE KICK	1	0
5	0	FREE KICK (INDIRECT)	4	4
2	2	OWN GOALS	1	0

DISTANCE

10	8	INSIDE GOAL AREA	7	5
37	36	INSIDE PENALTY AREA	30	30
8	3	OUTSIDE PENALTY AREA	3	5

METROSTARS

#	PLAYER/POS	2003	GP	GS	G	A
		career	GP	GS	G	A
1	Jonny Walker 09/13/1974	GK	14	14	-14	0
2	Ricardo Clark 02/10/1983	M	28	28	3	1
3	Chris Leitch 04/01/1979	D	15	10	0	0
4	Edgar Bartolomeu 09/14/1976	D	13	11	0	0
5	Steve Jolley 10/15/1975	D	24	23	4	0
6	Juan Forchetti 04/16/1981	D	10	8	0	0
7	Mike Magee 09/02/1984	F	29	19	7	2
8	Mark Lisi 10/11/1977	M	24	20	1	11
9	Jaime Moreno 01/19/1974	F	11	7	2	0
10	Andrzej Juskowiak 11/03/1970	F	5	0	1	0
11	Jacob LeBlanc 02/02/1981	M	7	2	2	0
12	Jose Galvan 03/26/1981	M	9	2	0	0
13	Clint Mathis 11/25/1976	F	22	22	9	1
14	Joseph Addo 09/21/1971	D	8	7	0	0
15	John Wolyniec 01/24/1977	F	25	14	5	2
16	Richie Williams 06/03/1970	M	26	26	0	2
17	Joey DiGiamarino 04/06/1977	M	18	16	0	0
19	Tim Regan 06/27/1981	D	15	7	0	0
20	Amado Guevara 05/02/1976	M	25	25	3	10
21	Craig Ziadie 09/20/1976	D	22	20	1	2
22	Kenny Arena 02/06/1981	M	10	5	0	0
23	Eddie Pope 12/24/1973	D	20	20	0	2
24	Eddie Gaven 10/25/1986	M	12	7	1	1
25	Mike Nugent 02/10/1980	F	1	1	0	0
30	Paul Grafer 08/07/1974	GK	3	3	-8	0

HEAD COACH: Bob Bradley

RECORD AT HALFTIME

(W-L-T)	LEAD	TIED	TRAIL
NE	6-1-2	5-2-4	1-6-3
MET	3-0-1	6-2-4	2-8-4

RECORD WITH FIRST GOAL

SCORE	ALLOW
10-2-3	2-7-5
8-1-1	3-9-6

TEAM LEADERS

REVOLUTION
G: 15 Twellman
A: 7 4 players tied
SHT: 90 Twellman
SOG: 47 Twellman
FC: 62 Joseph
FS: 64 Cancela
OF: 23 Twellman
Y: 9 Llamasa

METROSTARS

G: 9 Mathis
A: 11 Lisi
SHT: 84 Mathis
SOG: 37 Guevara
FC: 51 Williams
FS: 64 Guevara
OF: 15 Wolyniec
Y: 7 Guevara

GOALSCORING RECORD

GOALS SCORED IN GAME						
GP	0	1	2	3	4+	TOT AVG
NE	30	3	12	7	5	3 55 1.83
MET	30	5	14	8	2	1 40 1.33

GOALS ALLOWED IN GAME

GOALS ALLOWED IN GAME						
GP	0	1	2	3	4+	TOT AVG
NE	30	4	11	11	2	2 47 1.57
MET	30	8	11	7	2	2 40 1.33

GOALS BY INTERVALS

GOALS SCORED							
Total	1-15	16-30	31-45	46-60	61-75	76-90	OT
NE	55	6	3	12	11	9	12 2
MET	40	1	5	5	8	7	11 3

GOALS ALLOWED

GOALS ALLOWED							
Total	1-15	16-30	31-45	46-60	61-75	76-90	OT
NE	47	6	5	10	6	10	9 1
MET	40	8	5	11	2	8	5 1

TEAM COMPARISONS (averages per game)

	REVOLUTION		METROSTARS	
	FOR	AGAINST	FOR	AGAINST
GOALS SCORED	1.83	1.57	1.33	1.33
TOTAL SHOTS	14.67	11.20	13.30	14.03
SHOTS ON GOAL	6.70	5.30	6.37	6.33
SHOOTING ACCURACY	46%	47%	48%	45%
GOALS-TO-SHOTS	8.00	7.15	9.98	10.53
FOULS	15.27	16.97	16.60	18.03
CORNER KICKS	5.27	5.07	4.87	5.83
OFFSIDE	2.17	4.67	2.10	1.90

GAME-BY-GAME: WON/LOST/TIED

MetroStars LTWWWWW WTLLWL TWTWLT TTLWLW LTWTLL
Revolution TLWLWT WWTLTW TLLTLL LTLWLW TWWWWW

2003 REVOLUTION v METROSTARS LEAGUE BOXSCORES

July 12, 2003 -- Gillette Stadium

NEW ENGLAND REVOLUTION 3, METROSTARS 3 (aet) (HT: 2-0)

NE -- Taylor Twellman 9 (Joe-Max Moore 3) 7
 NE -- Joe-Max Moore 2 (Taylor Twellman 2, Pat Noonan 6) 36
 NE -- Pat Noonan 1 (Joe-Max Moore 4, Taylor Twellman 3) 50
 MET -- John Wolyniec 1 (unassisted) 66
 MET -- own goal (Daouda Kante) 73
 MET -- Ricardo Clark 3 (Mark Lisi 7, Amado Guevara 7) 76
 New England Revolution played to a 3-3 draw with MetroStars at home despite leading by three goals with three-quarters of the match played. It took the home side just seven minutes to take the lead, Taylor Twellman heading home a corner kick for his ninth goal of the season, pulling him into a tie for the league lead with Chicago's Ante Razov. Twellman then played provider, playing a lovely 1-2 with Joe-Max Moore - who served the corner kick for New England's first - Moore beating Metro 'keeper Tim Howard from a tight angle on 36 minutes. Then just five minutes after the break, Pat Noonan scored his first professional goal, redirecting a Moore shot home. But the MetroStars fightback began in the 66th minute, John Wolyniec finishing after being sent into the Rev area on a searching ball from Mark Lisi. Daouda Kante gifted MetroStars their second (73), first taking a poor touch to send it toward 'keeper Adin Brown - whose clearance then rebounded off the hapless defender's head and into his own goal. Then just three minutes later MetroStars pulled level, Ricardo Clark free for an absolutely clear header at the top of the six-yard box.

REVOLUTION (4-4-2): Adin Brown -- Jay Heaps, Daouda Kante, Carlos Llamosa Joe Franchino -- Pat Noonan (Marshall Leonard 81), Leo Cullen, Shalrie Joseph, Brian Kamler (Jason Moore 70) -- Taylor Twellman, Joe-Max Moore.

TOTAL SHOTS: 20 (Taylor Twellman 7); SHOTS ON GOAL: 14 (3 tied with 3); FOULS: 15 (Daouda Kante 3); OFFSIDES: 1 (Jason Moore 1); CORNER KICKS: 9 (Joe-Max Moore 5); SAVES: 5 (Adin Brown 5)

METROSTARS (4-2-2-2): Tim Howard -- Chris Leitch (Tim Regan 96), Joseph Addo, Juan Forchetti, Edgar Bartolomeu -- Richie Williams, Mark Lisi, -- Ricardo Clark (Jose Galvan 90), Amado Guevara -- Jaime Moreno (John Wolyniec 63), Mike Magee.

TOTAL SHOTS: 12 (Ricardo Clark 5); SHOTS ON GOAL: 7 (John Wolyniec 3); FOULS: 21 (Ricardo Clark 4, Amado Guevara 4); OFFSIDES: 4 (Mike Magee 2); CORNER KICKS: 4 (Amado Guevara 4); SAVES: 11 (Tim Howard 11)

Misconduct Summary:

NE -- Daouda Kante (caution; Professional Foul) 27
 NE -- Carlos Llamosa (caution; Tackle from Behind) 35
 NE -- Marshall Leonard (caution; Reckless Foul) 81
 NE -- Joe Franchino (caution; Professional Foul) 90

Referee: Terry Vaughn

Referee's Assistants: -Craig Lowry; Bill Dittmar

4th Official: Claudio Badea

Attendance:

September 13, 2003 -- Giants Stadium:

NEW ENGLAND REVOLUTION 2, METROSTARS 1

NE -- Pat Noonan 4 (unassisted) 11
 NE -- Pat Noonan 5 (Jose Cancela 4) 72
 MET -- Steve Jolley 3 (Eddie Pope 1, Mike Magee 2) 81

New England Revolution won for the second time in three matches with a 2-1 victory away to MetroStars. Pat Noonan scored a pair of goals - giving him three in the last two matches after coming into the lineup for hat-trick scorer Chris Brown. Noonan put the Revolution ahead in the 11th minute after beating a couple of defenders in tight spaces in the area, then doubled the lead 18 minutes from time with a crack from outside the area. Steve Jolley pulled a goal for Metro nine minutes later when he swept home a corner kick, then the Rev survived a terrific chance when Clint Mathis was all alone two minutes from full time but shot well wide.

REVOLUTION (4-1-3-2): Adin Brown -- Jay Heaps, Daouda Kante, Carlos Llamosa, Joe Franchino -- Shalrie Joseph -- Steve Ralston, Jose Cancela, Brian Kamler -- Dario Fabbro (Leo Cullen 61), Pat Noonan.

TOTAL SHOTS: 15 (Pat Noonan 4); SHOTS ON GOAL: 5 (Pat Noonan 2); FOULS: 18 (Shalrie Joseph 6); OFFSIDES: 1 (Dario Fabbro 1); CORNER KICKS: 6 (Jose Cancela 5); SAVES: 5 (Adin Brown 2)

METROSTARS (4-2-2-2): Jonny Walker -- Craig Ziadie (Chris Leitch 80), Steve Jolley, Eddie Pope, Joey DiGiamarino -- Richie Williams, Ricardo Clark (Jacob LeBlanc 77) -- Eddie Gaven, Amado Guevara -- Clint Mathis, John Wolyniec (Mike Magee 63).

TOTAL SHOTS: 13 (Clint Mathis 5); SHOTS ON GOAL: 6 (Eddie Gaven 2, Steve Jolley 2); FOULS: 14 (Eddie Pope 6); OFFSIDES: 6 (John Wolyniec 3); CORNER KICKS: 7 (Amado Guevara 6); SAVES: 3 (Jonny Walker 2)

Misconduct Summary:

NE -- Jay Heaps (caution; Pushing, Holding) 18
 NE -- Daouda Kante (caution; Pushing, Holding) 74
 MET -- Eddie Pope (caution; Tackle from Behind) 93+

Referee: Kevin Terry

Referee's Assistants: -Chip Reed; Steven Davidson

4th Official: Noel Kenny

Attendance: 14,742

October 18, 2003 -- Giants Stadium:

NEW ENGLAND REVOLUTION 2, METROSTARS 1 (HT: 2-0)

NE -- Dario Fabbro 1 (Brian Kamler 4) 15
 NE -- Pat Noonan 7 (unassisted) 37
 MET -- Andrzej Juskowiak 1 (Mark Lisi 10, Ricardo Clark 1) 75

The first meeting of the season-ending home-and-home series went to New England Revolution, as they scored two first-half goals at Giants Stadium to leave the sides level on points. Dario Fabbro potted the rebound of a Brian Kamler cross-cum-shot to give the visitors a lead on the quarter-hour, then Pat Noonan capped off a steal with a fine finish off the dribble to double the margin eight minutes before halftime. Andrzej Juskowiak pulled a goal back for MetroStars with a quarter-hour left, his first MLS goal.

METROSTARS (4-2-2-2): Jonny Walker -- Chris Leitch, Juan Forchetti (Mike Magee 83), Steve Jolley, Joey DiGiamarino -- Ricardo Clark, Tim Regan (Mark Lisi 46) -- Clint Mathis, Amado Guevara -- Eddie Gaven, John Wolyniec (Andrzej Juskowiak 72).

TOTAL SHOTS: 7 (Amado Guevara 2, Clint Mathis 2); SHOTS ON GOAL: 4 (Amado Guevara 2); FOULS: 11 (3 tied with 2); OFFSIDES: 2 (Eddie Gaven 2); CORNER KICKS: 4 (Amado Guevara 4); SAVES: 3 (Jonny Walker 3)

REVOLUTION (4-4-2): Matt Reis -- Jay Heaps, Daouda Kante (Carlos Llamosa 76), Rusty Pierce, Marshall Leonard -- Steve Ralston, Leo Cullen, Shalrie Joseph, Brian Kamler -- Dario Fabbro (Chris Bagley 81), Pat Noonan.

TOTAL SHOTS: 14 (Pat Noonan 5); SHOTS ON GOAL: 5 (Dario Fabbro 2, Pat Noonan 2); FOULS: 18 (Shalrie Joseph 4); OFFSIDES: 0; CORNER KICKS: 3 (Steve Ralston 2); SAVES: 3 (Matt Reis 2)

Misconduct Summary:

MET -- Mark Lisi (caution; Pushing, Holding) 79

Referee: Alex Prus

Referee's Assistants: -Chip Reed; Bahij Salman

4th Official: Jorge De la Bandera

Attendance: 18,649

October 25, 2003 -- Gillette Stadium:

NEW ENGLAND REVOLUTION 5, METROSTARS 2 (HT: 2-0)

NE -- Pat Noonan 8 (Steve Ralston 6) 41
 NE -- Dario Fabbro 2 (Steve Ralston 7, Brian Kamler 4) 45
 NE -- Pat Noonan 9 (Dario Fabbro 1) 51
 MET -- Mark Lisi 1 (penalty kick) 58
 NE -- Steve Ralston 4 (Brian Kamler 5) 65
 NE -- Pat Noonan 10 (Brian Kamler 6, Jose Cancela 7) 68
 MET -- Jacob LeBlanc 2 (unassisted) 69

At Gillette Stadium, New England Revolution won for the fourth consecutive match and extended their unbeaten streak to six games, defeating MetroStars for the second time in their season-ending home-and-home series as Metro allowed as many as five goals for the first time in a league match since a 6-0 to Kansas City on June 20, 1999, a span of 134 matches. MetroStars coach Bob Bradley sent out a side filled with reserves, and they held out for nearly the entire first half, but then strikes from Noonan (41) and Dario Fabbro (45) sent the Revolution into the interval with the lead. Noonan then made it 3-0 in the 51st minute with a bizarre goal, a cross headed away by defender Juan Forchetti bouncing right off Noonan's head and looping over 'keeper Paul Grafer. Mark Lisi converted a penalty to pull a goal back for Metro (58), but Steve Ralston swept home a loose ball in the area on 65 minutes, then three minutes later Noonan completed his hat-trick finishing off a flowing move which started in the Rev penalty area. Jacob LeBlanc found the back of the net on a deflected shot from outside the area just four minutes later to cap the spell of seven goals in 28 minutes - the quickest seven goals in any match in MLS history.

METROSTARS (4-3-1-2): Paul Grafer -- Craig Ziadie, Joseph Addo, Juan Forchetti, Edgar Bartolomeu (Joey DiGiamarino 46), Jacob LeBlanc, Tim Regan, Mark Lisi, Eddie Gaven (Kennedy Arena 85), Mike Nugent, John Wolyniec (Chris Leitch 71).

TOTAL SHOTS: 14 (Mike Nugent 4); SHOTS ON GOAL: 9 (Mike Nugent 3); FOULS: 18 (3 tied with 3); OFFSIDES: 2 (Mike Nugent 2); CORNER KICKS: 6 (Mark Lisi 4); SAVES: 5 (Paul Grafer 3)

REVOLUTION (4-1-3-2): Adin Brown -- Marshall Leonard, Rusty Pierce, Carlos Llamosa, Joe Franchino -- Shalrie Joseph (Leo Cullen 73) -- Brian Kamler, Jose Cancela, Steve Ralston -- Pat Noonan (Ibrahim Kante 70), Dario Fabbro (Chris Bagley 71).

TOTAL SHOTS: 19 (Jose Cancela 5, Pat Noonan 5); SHOTS ON GOAL: 10 (Pat Noonan 4); FOULS: 13 (Rusty Pierce 4); OFFSIDES: 4 (4 tied with 1); CORNER KICKS: 6 (Jose Cancela 4); SAVES: 7 (Adin Brown 6)

Misconduct Summary:

MET -- Jacob LeBlanc (caution; Tackle from Behind) 56
 NE -- Rusty Pierce (caution; Dissent) 83

Referee: Brian Hall

Referee's Assistants: -Craig Lowry; Steven Davidson

4th Official: Gus St. Silva

Attendance: 12,492

NEW ENGLAND REVOLUTION PLAYOFF HISTORY

vs. Team	No. of Series		GP	W-L-T	OT	ShO	GF	GA	Last Mtg.	Round	Series Result
	Series	W-L									
Chicago	2	1-1	6	3-3-0	0-0-0	0-0	8	11	2002	Quarterfinals	Won 6 pts. to 3
Columbus	1	1-0	3	1-0-2	0-0-2	0-0	3	2	2002	Semifinals	Won 5 pts. to 2
D.C. United	1	0-1	2	0-2-0	0-0-0	0-1	2	5	1997	East Semifinals	Lost 2 games to 0
Los Angeles	1	0-1	1	0-1-0	0-1-0	0-0	0	1	2002	MLS Cup '02	Lost MLS Cup '02
TOTALS	5	2-3	12	4-6-2	0-1-2	0-1	13	19			

METROSTARS PLAYOFF HISTORY

vs. Team	No. of Series		GP	W-L-T	OT	ShO	GF	GA	Last Mtg.	Round	Series Result
	Series	W-L									
Chicago	1	0-1	3	1-2-0	0-0-0	0-0	4	6	2000	Semifinals	Lost 6 pts. to 3
Columbus	1	0-1	2	0-2-0	0-0-0	0-1	4	6	1998	East Semifinals	Lost 2 games to 0
D.C. United	1	0-1	3	1-2-0	0-0-0	1-0	3	5	1996	East Semifinals	Lost 2 games to 1
Dallas	1	1-0	2	2-0-0	1-0-0	0-0	4	2	2000	Quarterfinals	Won 6 pts. to 0
Los Angeles	1	0-1	3	1-1-1	0-0-1	0-0	7	6	2001	Quarterfinals	Lost Series Tie-Breaker
TOTALS	5	1-4	13	5-7-1	1-0-1	1-1	22	25			

ALL-TIME PLAYOFF HISTORY

Teams have never met in the playoffs.

ALL-TIME PLAYOFF HISTORY

Teams have never met in the playoffs.

ALL-TIME PLAYOFF TEAM RECORDS

(active players in italics)

NEW ENGLAND REVOLUTION

All-time postseason goals: 3 players tied with 2

All-time postseason points: Wolde Harris (7)

All-time postseason starts: Wolde Harris, Joe Franchino (10)

All-time postseason appearances: Wolde Harris, Joe Franchino (10)

All-time postseason assists: Wolde Harris (3)

All-time postseason minutes played: Joe Franchino (943)

Most points in a postseason game: 10 players tied with 2

Most goals in a postseason game: 10 players tied with 1

Most assists in a postseason game: 9 players tied with 1

Most saves in a postseason game:

Adin Brown (10) - 10/12/2002 vs. CLB (T 2-2)

Most goals allowed in a postseason game:

Jeff Causey (6) - 09/22/2000 at CHI (L 0-6)

Most goals scored in a postseason game:

2 - 09/19/2000 vs. CHI (W 2-1)

2 - 09/26/2002 vs. CHI (W 2-0)

2 - 10/02/2002 vs. CHI (W 2-0)

2 - 10/12/2002 vs. CLB (T 2-2)

Most shots registered in a postseason game:

14 - 09/19/2000 vs. CHI (W 2-1)

Most shots on goal in a postseason game:

10 - 09/19/2000 vs. CHI (W 2-1)

Most fouls committed in a postseason game:

24 - 10/20/2002 at LA (L 0-1)

Most fouls suffered in a postseason game:

23 - 09/19/2000 vs. CHI (W 2-1)

23 - 10/06/2002 vs. CLB (T 0-0)

Most offside in a postseason game:

8 - 10/08/1997 vs. DC 9L 1-1)

METROSTARS

All-time postseason goals: Adolfo Valencia (5)

All-time postseason points: Adolfo Valencia (14)

All-time postseason starts: Mike Petke (9)

All-time postseason appearances: Billy Walsh (10)

All-time postseason assists: Adolfo Valencia (4)

All-time postseason minutes played: Mike Petke (785)

Most points in a postseason game: 5 players tied with 4

Most goals in a postseason game: 4 players tied with 2

Most assists in a postseason game: 3 players tied with 2

Most saves in a postseason game:

Tim Howard (9) - 09/23/2001 at LA (T 1-1)

Most goals allowed in a postseason game:

Tony Meola (5) - 09/30/1998 at CLB (L 3-5)

Most goals scored in a postseason game:

4 - 09/26/2001 vs. LA (W 4-1)

Most shots registered in a postseason game:

20 - 09/26/2001 vs. LA (W 4-1)

Most shots on goal in a postseason game:

9 - 09/26/2000 at CHI (L 0-3)

9 - 09/26/2001 vs. LA (W 4-1)

Most fouls committed in a postseason game:

31 - 10/03/1998 vs. CLB (L 1-1)

Most fouls suffered in a postseason game:

22 - 09/20/2000 at DAL (W 2-1)

Most offside in a postseason game:

5 - 09/26/2000 at CHI (L 0-3)

5 - 10/06/2000 at CHI (L 2-3)

NEW ENGLAND REVOLUTION – ALL-TIME POSTSEASON RESULTS

DATE	OPPONENT	RESULT	ATT.	W-L-T	RD.	GOALS:
10/05/1997	at D.C. United	L 1-4	12,540	0-1-0	QTR	Burns (89)
10/08/1997	D.C. United	L 1-1	16,233	0-2-0	QTR	Moore (72)
DATE	OPPONENT	RESULT	ATT.	W-L-T	RD.	GOALS:
09/15/2000	at Chicago	L 1-2	10,476	0-1-0	QTR	Harris (50)
09/19/2000	Chicago	W 2-1	10,723	1-1-0	QTR	Wynalda (18); Wright (86)
09/22/2000	at Chicago	L 0-6	5,972	1-2-0	QTR	
DATE	OPPONENT	RESULT	ATT.	W-L-T	RD.	GOALS:
09/26/2002	Chicago	W 2-0	6,306	1-0-0	QTR	Twellman (13); Hernandez (60)
09/29/2002	at Chicago	L 1-2	9,434	1-1-0	QTR	Kamler (28)
10/02/2002	Chicago	W 2-0	6,954	2-1-0	QTR	Kamler (12); Twellman (65)
10/06/2002	Columbus	T 0-0 (OT)	11,387	0-0-1	SEM	
10/09/2002	at Columbus	W 1-0	10,245	1-0-1	SEM	Heaps (3)
10/12/2002	Columbus	T 2-2 (OT)	9,216	1-0-2	SEM	Ralston (17); Harris (47)
10/20/2002	at Los Angeles	L 0-1 (OT)	61,316	0-1-0	FIN	

METROSTARS – ALL-TIME POSTSEASON RESULTS

DATE	OPPONENT	RESULT	ATT.	W-L-T	RD.	GOALS:
09/24/1996	D.C. United	W 2-2	14,416	1-0-0	QTR	De Avila (38); Savarese (75)
09/27/1996	at D.C. United	L 0-1	21,442	1-1-0	QTR	
10/02/1996	at D.C. United	L 1-2	20,423	1-2-0	QTR	De Avila (86)
DATE	OPPONENT	RESULT	ATT.	W-L-T	RD.	GOALS:
09/30/1998	at Columbus	L 3-5	10,996	0-1-0	QTR	Hurtado (53); Sorber (60); Joseph (80)
10/03/1998	Columbus	L 1-1	11,686	0-2-0	QTR	Ramos (13)
DATE	OPPONENT	RESULT	ATT.	W-L-T	RD.	GOALS:
09/15/2000	Dallas	W 2-1 (OT)	14,868	1-0-0	QTR	Mathis (34); Valencia (100)
09/20/2000	at Dallas	W 2-1	7,551	2-0-0	QTR	Mathis (53,81)
09/26/2000	at Chicago	L 0-3	7,141	0-1-0	SEM	
09/30/2000	Chicago	W 2-0	15,476	1-1-0	SEM	Chung (40); Valencia (84)
10/06/2000	at Chicago	L 2-3	10,133	1-2-0	SEM	Valencia (32,36)
DATE	OPPONENT	RESULT	ATT.	W-L-T	RD.	GOALS:
09/23/2001	at Los Angeles	T 1-1 (OT)	11,580	0-0-1	QTR	Faria (29)
09/26/2001	Los Angeles	W 4-1	12,817	1-0-1	QTR	Faria (72,80); Chung (75); Valencia (83)
09/29/2001	at Los Angeles	L 2-4 (ST)	6,154	1-1-1	QTR	Villegas (49,61)

2003 NEW ENGLAND REVOLUTION VS. METROSTARS (3-0-1)

UNF	POS	PLAYER	GP	GS	MIN	G	A	PTS	SHT	SOG	BLK	FC	FS	OFF	CK	C	E	CP
11	FWD	Pat Noonan	4	4	331	7	0	14	15	9	0	3	6	1	1	0	0	0
33	FWD*	Dario Fabbro	3	3	213	2	1	5	4	3	0	3	2	0	0	0	0	0
9	FWD	Joe-Max Moore	1	1	100	1	2	4	3	3	0	1	3	0	5	0	0	0
14	MID	Steve Ralston	3	3	270	1	2	4	5	2	0	1	2	0	5	0	0	0
20	FWD	Taylor Twellman	1	1	100	1	2	4	7	3	0	1	5	0	1	0	0	0
5	MID	Brian Kamler	4	4	340	0	3	3	6	3	1	2	4	1	0	0	0	0
7	MID	Jose Cancela	2	2	180	0	2	2	8	2	0	4	13	0	9	0	0	0
21	MID	Shalrie Joseph	4	4	353	0	1	1	8	4	0	14	8	0	0	0	0	0
27	FWD	Chris Bagley	2	0	28	0	0	0	0	0	0	1	0	0	0	0	0	0
24	GK	Adin Brown	3	3	280	0	0	0	0	0	0	0	1	0	0	0	0	0
2	MID	Leo Cullen	4	2	236	0	0	0	2	0	0	3	0	1	0	0	0	0
8	DEF	Joe Franchino	3	3	280	0	0	0	5	3	0	5	3	0	0	1	0	4
6	D/M	Jay Heaps	3	3	280	0	0	0	3	0	1	6	1	0	2	1	0	4
12	DEF	Daouda Kante	3	3	266	0	0	0	0	0	0	8	0	0	0	2	0	8
4	FWD	Ibrahim Kante	1	0	20	0	0	0	1	0	0	0	0	0	0	0	0	0
22	DEF	Marshall Leonard	3	2	199	0	0	0	0	0	1	4	4	0	0	1	0	4
18	DEF	Carlos Llamasa	4	3	294	0	0	0	0	0	0	3	3	0	0	1	0	4
16	MID	Jason Moore	1	0	30	0	0	0	1	1	0	1	2	1	1	0	0	0
3	DEF	Rusty Pierce	2	2	180	0	0	0	0	0	0	4	1	0	0	1	0	0
1	GK	Matt Reis	1	1	90	0	0	0	0	0	0	0	0	0	0	0	0	0

Team totals			4	4	370	12	13	37	68	33	3	64	64	6	24	7	0	24
Opponent totals			4	4	370	7	7	21	45	24	2	64	63	14	21	3	0	8

GAME-WINNING GOALS: Pat Noonan 3
 GAME-WINNING ASSISTS: Dario Fabbro 1, Jose Cancela 1
 PENALTY KICK GOALS/ATTEMPTS: None

UNF	POS	GOALKEEPER	GP	GS	MIN	SHTS	SV	C/P	GA	GAA	PG	PA	W	L	T	SO	RECORD
1	GK	Matt Reis	1	1	90	4	2	9	1	1.00	0	0	1	0	0	0	0-0-0
24	GK	Adin Brown	3	3	280	20	13	14	6	1.93	1	1	2	0	1	0	0-0-1

Team totals			4	4	370	24	18	24	7	1.70	1	1	3	0	1	0	0-0-1
Opponent totals			4	4	370	33	21	16	12	2.92	0	0	0	3	1	0	0-0-1

2003 METROSTARS VS. NEW ENGLAND REVOLUTION (0-3-1)

UNF	POS	PLAYER	GP	GS	MIN	G	A	PTS	SHT	SOG	BLK	FC	FS	OFF	CK	C	E	CP
8	MID	Mark Lisi	3	2	235	1	3	5	1	1	0	6	3	0	4	1	0	4
2	MID	Ricardo Clark	3	3	257	1	1	3	6	2	0	5	5	0	0	0	0	0
5	DEF	Steve Jolley	2	2	180	1	0	2	2	2	0	1	1	0	0	0	0	0
10	FWD	Andrzej Juskowiak	1	0	18	1	0	2	1	1	0	0	0	0	0	0	0	0
11	MID	Jacob LeBlanc	2	1	103	1	0	2	1	1	0	3	2	0	0	1	0	0
15	FWD	John Wolyniec	4	3	243	1	0	2	5	3	0	4	4	4	0	0	0	0
20	MID	Amado Guevara	3	3	280	0	1	1	3	2	0	6	4	0	14	0	0	0
7	FWD	Mike Magee	3	1	134	0	1	1	2	1	0	2	4	2	1	0	0	0
23	DEF	Eddie Pope	1	1	90	0	1	1	1	0	0	6	2	1	0	1	0	4
14	DEF	Joseph Addo	2	2	190	0	0	0	1	1	0	3	0	0	0	0	0	0
22	DEF	Kenny Arena	1	0	5	0	0	0	0	0	0	0	0	0	0	0	0	0
4	DEF	Edgar Bartolomeu	2	2	145	0	0	0	0	0	1	2	1	0	0	0	0	0
17	D/M	Joey DiGiamarino	3	2	225	0	0	0	0	0	0	2	3	0	0	0	0	0
6	DEF	Juan Forchetti	3	3	273	0	0	0	1	1	0	7	2	0	0	0	0	0
12	MID	Jose Galvan	1	0	10	0	0	0	0	0	0	2	1	0	0	0	0	0
24	MID	Eddie Gaven	3	3	265	0	0	0	4	3	0	3	14	2	2	0	0	0
30	GK	Paul Grafer	1	1	90	0	0	0	0	0	0	0	0	0	0	0	0	0
18	GK	Tim Howard	1	1	100	0	0	0	0	0	0	0	0	0	0	0	0	0
3	DEF	Chris Leitch	4	2	215	0	0	0	1	1	0	1	1	0	0	0	0	0
13	F/M	Clint Mathis	2	2	180	0	0	0	7	1	0	3	6	2	0	0	0	0
9	FWD	Jaime Moreno	1	1	63	0	0	0	1	1	0	0	2	1	0	0	0	0
25	FWD	Mike Nugent	1	1	90	0	0	0	4	3	0	0	2	2	0	0	0	0
19	D/M	Tim Regan	3	2	139	0	0	0	1	0	1	4	0	0	0	0	0	0
1	GK	Jonny Walker	2	2	180	0	0	0	0	0	0	0	0	0	0	0	0	0
16	MID	Richie Williams	2	2	190	0	0	0	2	0	0	2	0	0	0	0	0	0
21	DEF	Craig Ziadie	2	2	170	0	0	0	1	0	0	2	0	0	0	0	0	0

Team totals			4	4	370	7	7	21	45	24	2	64	63	14	21	3	0	8
Opponent totals			4	4	370	12	13	37	68	33	3	64	64	6	24	7	0	24

GAME-WINNING GOALS: None
 GAME-WINNING ASSISTS: None
 PENALTY KICK GOALS/ATTEMPTS: Mark Lisi 1-1

UNF	POS	GOALKEEPER	GP	GS	MIN	SHTS	SV	C/P	GA	GAA	PG	PA	W	L	T	SO	RECORD
1	GK	Jonny Walker	2	2	180	9	5	5	4	2.00	0	0	0	2	0	0	0-0-0
18	GK	Tim Howard	1	1	100	14	11	4	3	2.70	0	0	0	0	1	0	0-0-1
30	GK	Paul Grafer	1	1	90	10	3	6	5	5.00	0	0	0	1	0	0	0-0-0

Team totals			4	4	370	33	21	16	12	2.92	0	0	0	3	1	0	0-0-1
Opponent totals			4	4	370	24	18	24	7	1.70	1	1	3	0	1	0	0-0-1

*Indicates individual played with other teams in 2003.



N.E. REVOLUTION CAREER STATISTICS VS. METROSTARS (15-14-2)

PLAYER	GP	GS	MIN	G	A	PTS
Joe-Max Moore	11	11	1000	7	5	19
Pat Noonan	4	4	331	7	0	14
Alberto Naveda	7	7	630	5	3	13
Taylor Twellman	5	4	392	3	4	10
Imad Baba	12	11	919	2	5	9
Wolde Harris	9	9	786	4	0	8
Steve Ralston	6	6	540	2	4	8
Ted Chronopoulos	15	15	1229	2	3	7
Giovanni Savarese	4	4	341	3	1	7
Raul Diaz Arce	4	4	360	3	0	6
Joe Franchino	14	14	1284	2	2	6
Edwin Gorter	4	4	360	2	1	5
John Harkes	9	9	795	0	5	5
Ivan McKinley	10	9	734	2	1	5
Dario Fabbro	3	3	213	2	0	4
Jamar Beasley	7	3	346	1	1	3
Paul Keegan	11	6	598	1	1	3
Alex Pineda Chacon	4	2	210	1	1	3
Andy Williams	4	3	246	1	1	3
Leonel Alvarez	9	9	730	1	0	2
Jeff Baicher	2	2	168	1	0	2
Mike Burns	12	12	1080	0	2	2
Jose Cancela	2	2	180	0	2	2
Cate	2	1	131	1	0	2
Braeden Cloutier	3	3	257	0	2	2
Sam George	2	2	168	1	0	2
Daniel Hernandez	3	3	248	1	0	2
Brian Kamler	6	6	464	0	2	2
Oscar Pareja	1	1	90	0	2	2
Leo Cullen	9	6	618	0	1	1
John DeBrito	3	3	270	0	1	1
Alejandro Farias	4	4	332	0	1	1
Jair	2	2	155	0	1	1
Shalrie Joseph	4	4	353	0	1	1
Kris Kelderman	3	1	109	0	1	1
John Kerr	2	1	99	0	1	1
Carlos Rocha	3	2	169	0	1	1
William Sunsing	6	3	373	0	1	1
Welton	3	2	195	0	1	1
Mauricio Wright	6	6	554	0	1	1
Shaker Asad	3	1	85	0	0	0
Geoff Aunger	4	3	273	0	0	0
Chris Bagley	2	0	28	0	0	0
Adin Brown	5	5	460	0	0	0
Dan Calichman	4	4	349	0	0	0
Jeff Causey	8	6	543	0	0	0
Chiquinho Conde	2	2	180	0	0	0
Chaka Daley	1	0	28	0	0	0
Mamadou Diallo	1	1	90	0	0	0
Paulo Dos Santos	3	0	68	0	0	0
Nick Downing	1	1	90	0	0	0
Brian Dunseth	12	10	917	0	0	0
Adam Eyre	1	1	90	0	0	0
Jose Fernandez	1	1	90	0	0	0
Ian Feuer	4	4	358	0	0	0
Iain Fraser	2	2	180	0	0	0
Ian Fuller	3	0	80	0	0	0
Giuseppe Galderisi	2	2	102	0	0	0
Mario Gori	2	2	152	0	0	0
Richard Goulooze	5	4	385	0	0	0
Winston Griffiths	1	0	19	0	0	0
Bill Harte	1	0	20	0	0	0
Aidan Heaney	3	3	270	0	0	0
Jay Heaps	8	8	730	0	0	0
Zak Ibsen	1	1	90	0	0	0
Erik Imler	1	0	7	0	0	0
Daouda Kante	4	4	356	0	0	0
Ibrahim Kante	1	0	20	0	0	0
Alexi Lalas	6	6	540	0	0	0
Marshall Leonard	3	2	199	0	0	0
Tom Lips	1	1	90	0	0	0
Carlos Llamasa	7	6	564	0	0	0
Janusz Michallik	2	1	82	0	0	0
Dahir Mohammed	1	1	80	0	0	0
Jason Moore	1	0	30	0	0	0
Jose Luis Morales	2	1	98	0	0	0
Manny Motajo	2	2	180	0	0	0
David Nakhid	1	1	90	0	0	0

N.E. REVOLUTION CAREER STATISTICS VS. METROSTARS (15-14-2)

PLAYER	GP	GS	MIN	G	A	PTS
Francis Okaroh	5	5	437	0	0	0
Matt Okoh	1	1	60	0	0	0
Patrick Olalere	1	0	21	0	0	0
Carlos Parra	2	0	23	0	0	0
Rusty Pierce	9	9	796	0	0	0
Mauricio Ramos	2	2	110	0	0	0
Matt Reis	1	1	90	0	0	0
Jim Rooney	3	3	270	0	0	0
Darren Sawatzky	7	2	271	0	0	0
Diego Serna	1	1	42	0	0	0
Juergen Sommer	5	5	464	0	0	0
Leonardo Squadrone	3	3	261	0	0	0
Jim St. Andre	1	1	90	0	0	0
Patrick Tardieu	1	0	15	0	0	0
Johnny Torres	6	3	347	0	0	0
Robert Ukrop	2	2	180	0	0	0
Richard Weiszmann	2	2	180	0	0	0
Evans Wise	1	0	37	0	0	0
Peter Woodring	3	3	255	0	0	0
Alan Woods	2	2	190	0	0	0
Kevin Wylie	2	2	180	0	0	0
Eric Wynalda	3	0	62	0	0	0
Walter Zenga	5	5	449	0	0	0

Team totals	31	31	2813	56	59	171
Opponent totals	31	31	2813	60	74	194

GOALKEEPER	GP	MIN	SHTS	SV	GA	GAA
Matt Reis	1	90	4	2	1	1.00
Jim St. Andre	1	90	5	4	1	1.00
Aidan Heaney	3	270	21	17	4	1.33
Ian Feuer	4	358	29	18	6	1.51
Adin Brown	5	460	30	21	8	1.57
Walter Zenga	5	449	22	11	11	2.20
Jeff Causey	8	543	47	23	14	2.32
Juergen Sommer	5	464	37	21	12	2.33
Jose Fernandez	1	90	8	3	3	3.00

Team totals	31	2813	203	145	60	1.92
Opponent totals	31	2813	214	159	56	1.79

CURRENT N.E. REVOLUTION PLAYERS CAREER STATISTICS VS. METROSTARS (15-14-2)

PLAYER	GP	GS	MIN	G	A	PTS
Steve Ralston	27	27	2419	5	12	22
Joe-Max Moore	11	11	1000	7	5	19
Pat Noonan	4	4	331	7	0	14
Taylor Twellman	5	4	392	3	4	10
Joe Franchino	17	17	1528	2	3	7
Jay Heaps	16	16	1450	3	0	6
Chris Brown	9	7	686	2	1	5
Dario Fabbro	5	4	271	2	0	4
Brian Kamler	18	14	1135	0	3	3
Jose Cancela	2	2	180	0	2	2
Leo Cullen	18	15	1428	0	1	1
Shalrie Joseph	4	4	353	0	1	1
Jason Moore	9	5	499	0	1	1
Chris Bagley	2	0	28	0	0	0
Adin Brown	9	9	830	0	0	0
Nick Downing	1	1	90	0	0	0
Daouda Kante	4	4	356	0	0	0
Ibrahim Kante	1	0	20	0	0	0
Marshall Leonard	3	2	199	0	0	0
Carlos Llamasa	24	23	1999	0	0	0
Rusty Pierce	9	9	796	0	0	0
Matt Reis	3	2	190	0	0	0

Team totals	31	31	2813	56	59	171
Opponent totals	31	31	2813	60	74	194

GOALKEEPER	GP	MIN	SHTS	SV	GA	GAA
Matt Reis	3	190	7	5	1	0.47
Adin Brown	9	830	57	41	15	1.63

Team totals	31	2813	203	145	60	1.92
Opponent totals	31	2813	214	159	56	1.79

METROSTARS CAREER STATISTICS VS. N.E. REVOLUTION (14-15-2)

PLAYER	GP	GS	MIN	G	A	PTS
Clint Mathis	9	8	765	3	6	12
Giovanni Savarese	12	10	802	5	2	12
Adolfo Valencia	6	5	460	5	2	12
Brian Kelly	11	8	716	4	1	9
Alex Comas	6	5	338	4	0	8
Rodrigo Faria	6	4	476	4	0	8
Mark Lisi	6	4	396	2	4	8
Petter Villegas	11	8	809	2	4	8
Antony De Avila	4	3	298	2	3	7
Mark Chung	11	9	925	1	4	6
Mamadou Diallo	3	3	203	3	0	6
Steve Jolley	13	13	1184	1	4	6
Roberto Donadoni	6	6	523	1	3	5
Eduardo Hurtado	7	7	612	1	3	5
Paul Dougherty	2	2	180	1	2	4
Daniel Hernandez	5	5	441	0	4	4
Rob Johnson	2	2	173	2	0	4
Mike Petke	18	18	1572	1	2	4
Mark Semioli	9	7	673	2	0	4
A.J. Wood	4	1	129	2	0	4
Ricardo Clark	3	3	257	1	1	3
Miles Joseph	10	5	538	0	3	3
Tab Ramos	13	13	1077	0	3	3
Andy Williams	3	3	253	1	1	3
Shaun Bartlett	2	2	180	1	0	2
Ted Chronopoulos	3	3	247	0	2	2
Brad Davis	3	2	140	1	0	2
Mike Duhaney	5	4	275	1	0	2
Andrzej Juskowiak	1	0	18	1	0	2
Nansha Kalonji	3	2	198	0	2	2
Jacob LeBlanc	2	1	103	1	0	2
Lawrence Lozzano	2	2	180	1	0	2
Arley Palacios	4	4	360	1	0	2
Jim Rooney	4	3	266	0	2	2
Diego Serna	1	1	90	0	2	2
Steve Shak	5	3	274	1	0	2
Diego Sonora	3	3	270	0	2	2
Billy Walsh	9	7	574	1	0	2
John Wolyniec	5	3	271	1	0	2
Branco	1	1	90	0	1	1
Sasa Curcic	1	1	90	0	1	1
Thomas Dooley	2	1	106	0	1	1
Amado Guevara	3	3	280	0	1	1
Guido	2	2	180	0	1	1
Manny Lagos	1	1	90	0	1	1
Mike Magee	3	1	134	0	1	1
Lothar Matthaus	2	2	115	0	1	1
Jeff Moore	2	1	118	0	1	1
Ross Paule	5	4	365	0	1	1
Eddie Pope	1	1	90	0	1	1
Henry Zambrano	2	2	180	0	1	1
Joseph Addo	4	2	229	0	0	0
Nelson Akwari	1	0	8	0	0	0
Barry Alvarez	1	0	9	0	0	0
Pedro Alvarez	3	2	249	0	0	0
Mike Ammann	5	5	432	0	0	0
Kenny Arena	1	0	5	0	0	0
Marcelo Balboa	1	0	5	0	0	0
Edgar Bartolomeu	2	2	145	0	0	0
Brian Bliss	2	2	163	0	0	0
Nicola Caricola	4	4	289	0	0	0
Braeden Cloutier	1	1	58	0	0	0
Ramiro Corrales	7	6	527	0	0	0
Cristian da Silva	3	1	104	0	0	0
John DeBrito	1	1	61	0	0	0
Joey DiGiamarino	3	2	225	0	0	0
Juan Forchetti	3	3	273	0	0	0
Sam Forko	1	1	90	0	0	0
Jose Galvan	1	0	10	0	0	0
Eddie Gaven	3	3	265	0	0	0
Gilmar	1	1	90	0	0	0
Paul Grafer	3	3	270	0	0	0
Winston Griffiths	1	0	1	0	0	0
Rhett Harty	6	6	540	0	0	0
Ezra Hendrickson	1	1	90	0	0	0
Ruben Hernandez	1	1	90	0	0	0
Tim Howard	10	9	852	0	0	0
Brian Kamler	1	1	90	0	0	0
Mohammad Khakpour	1	1	90	0	0	0
Kevin Knight	2	1	95	0	0	0
Matt Knowles	5	4	427	0	0	0

ECS: REVOLUTION v METROSTARS
METROSTARS CAREER STATISTICS VS. N.E. REVOLUTION (14-15-2)

PLAYER	GP	GS	MIN	G	A	PTS
Mickey Kydes	2	0	57	0	0	0
Alexi Lalas	3	3	270	0	0	0
Chris Leitch	4	2	215	0	0	0
Andrew Lewis	4	4	360	0	0	0
Brent Longenecker	1	0	10	0	0	0
Tony Meola	12	12	1080	0	0	0
Dahir Mohammed	1	0	69	0	0	0
Jaime Moreno	1	1	63	0	0	0
Roy Myers	1	1	83	0	0	0
Mike Nugent	1	1	90	0	0	0
Orlando Perez	4	2	214	0	0	0
Tim Regan	3	2	139	0	0	0
Andrew Restrepo	1	1	90	0	0	0
Travis Rinker	1	0	4	0	0	0
Edmundo Rodriguez	2	2	116	0	0	0
Damian Silvera	3	2	197	0	0	0
Mike Sorber	9	9	700	0	0	0
Barry Swift	1	0	24	0	0	0
Chris Unger	2	2	180	0	0	0
Marcelo Vega	1	1	60	0	0	0
Peter Vermes	4	4	360	0	0	0
Jonny Walker	2	2	180	0	0	0
Richie Williams	4	4	380	0	0	0
Jeff Zaun	5	4	346	0	0	0
Kerry Zavagnin	4	2	253	0	0	0
Craig Ziadie	5	5	440	0	0	0

Team totals	31	31	2813	60	74	194
Opponent totals	31	31	2813	56	59	171

GOALKEEPER	GP	MIN	SHTS	SV	GA	GAA
Tim Howard	10	852	77	58	14	1.48
Tony Meola	12	1080	71	52	18	1.50
Mike Ammann	5	432	31	18	8	1.67
Jonny Walker	2	180	9	5	4	2.00
Paul Grafer	3	270	26	11	12	4.00

Team totals	31	2813	214	159	56	1.79
Opponent totals	31	2813	203	145	60	1.92

CURRENT METROSTARS PLAYERS CAREER STATISTICS VS. N.E. REVOLUTION (14-15-2)						
PLAYER	GP	GS	MIN	G	A	PTS
Clint Mathis	14	12	1102	4	8	16
Jaime Moreno	18	17	1506	4	7	15
Mark Lisi	10	8	710	2	7	11
Steve Jolley	18	18	1625	2	5	9
Eddie Pope	21	19	1747	1	3	5
Ricardo Clark	3	3	257	1	1	3
Joey DiGiamarino	7	5	520	0	3	3
Richie Williams	23	23	2086	0	3	3
Andrzej Juskowiak	1	0	18	1	0	2
Jacob LeBlanc	2	1	103	1	0	2
John Wolyniec	6	3	296	1	0	2
Amado Guevara	3	3	280	0	1	1
Mike Magee	3	1	134	0	1	1
Craig Ziadie	7	7	620	0	1	1
Joseph Addo	10	7	675	0	0	0
Kenny Arena	1	0	5	0	0	0
Edgar Bartolomeu	2	2	145	0	0	0
Juan Forchetti	3	3	273	0	0	0
Jose Galvan	1	0	10	0	0	0
Eddie Gaven	3	3	265	0	0	0
Paul Grafer	3	3	270	0	0	0
Tim Howard	10	9	852	0	0	0
Chris Leitch	5	2	249	0	0	0
Mike Nugent	2	1	95	0	0	0
Tim Regan	3	2	139	0	0	0
Jonny Walker	2	2	180	0	0	0

Team totals	31	31	2813	60	74	194
Opponent totals	31	31	2813	56	59	171

GOALKEEPER	GP	MIN	SHTS	SV	GA	GAA
Tim Howard	10	852	77	58	14	1.48
Jonny Walker	2	180	9	5	4	2.00
Paul Grafer	3	270	26	11	12	4.00

Team totals	31	2813	214	159	56	1.79
Opponent totals	31	2813	203	145	60	1.92

NEW ENGLAND REVOLUTION

TEMPORADA REGULAR

Después de una clasificación impredecible y una llegada a la gran final sin presiones en el 2002, el New England Revolution y el técnico Steve Nicol llegó a la temporada 2003 con grandes esperanzas. Esas esperanzas crecieron cuando les regreso el veterano Joe-Max Moore, quien se unió al joven artillero Taylor Twellman, el máximo anotador Budweiser del 2002.

La temporada empezó tras un gran obstáculo al perder 4-0 contra el Alajuelense de Costa Rica en la Copa de Campeones de la CONCACAF y después ganar 3-1 en el partido de vuelta. Moore paso la mayoría de la temporada lesionado, Twellman también se le presento una lesión a la cara que necesito cirugía a la nariz. Sufrió una fractura a su pie izquierdo a principios de octubre, pero el joven ya había sumado 15 goles, para quedar empatado con Carlos Ruiz de Los Angeles Galaxy como goleadores del 2003. Twellman no estará disponible para los playoffs.

Jugadores como Brian Kamler, Steve Ralston y Pat Noonan mantuvieron el club a flote, pero no fue fácil al final. Pasaron más de dos meses sin sumar una victoria hasta que golearon 5-1 al Chicago Fire en casa. Nicol había pasado su pretemporada buscando un mediocampista que le organizara y creara, y lo encontró el 27 de julio, cuando debuto José Carlos Cancela en la MLS, adquirido del Deportivo Saprissa de Costa Rica.

La llegada de Chris Brown y Dario Fabbro, a diferentes momentos de la temporada, contribuyeron. Noonan se convirtió en el goleador del club, sumando 10 goles a final de temporada. Varios jugadores podrían tener un buen partido, y dada las individuales en el club de Nicol, una sorpresa podría ganarles la Copa que el año pasado dejaron caer en su propia casa.

LO QUE DICEN...

Steve Nicol fue fiel a su origen británico, manteniendo su formato de 4-4-2 durante la campaña. Pero con la llegada de José Cancela el cambio se noto. El uruguayo, con el soporte de Shalrie Joseph, pudieron distraer el contrario por el medio, abriendo las bandas y el juego de Kamler y Steve Ralston. Pero sin Twellman en el ataque, y Moore fuera de acción, los Revs van a depender de Noonan y su racha goleadora, al igual que la técnica del argentino Fabbro cuando sea hora de rematar bajo presión.

NOTAS Y ESTADISTICAS

En sus 16 partidos antes de la llegada de Jose Cancela el Revolution mantenía un record de 5-5-6 mientras anotaba un average de 1.69 goles por partido. En los 14 partidos durante la era de Cancela el club sumo siete victorias, cuatro derrotas y tres empates mientras anotaban dos goles por partido ...el club termino la temporada regular 5-0-1 en sus últimos seis partidos ... el Revolution suma un record de 6-7-7 en 20 partidos sin el delantero Taylor Twellman (6-2-2 en partidos en que no esta entre los primeros once) ...Steve Ralston termino la temporada regular como líder en partidos como titular (228) en la MLS y minutos jugados (20,308).

ECS: REVOLUTION v METROSTARS

METROSTARS

TEMPORADA REGULAR

Después de siete años de no poder llegar a tener una oportunidad para abrazar el trofeo, los MetroStars intentaron cambiar esos resultados al contratar al técnico Bob Bradley. La mezcla de jóvenes y veteranos le ha dado los fanáticos del MetroStars la esperanza de gloria y el hambre para el máximo título.

El club paso por varios cambios, particularmente la salida de Rodrigo Faria, el retiro de Marcelo Balboa y Tab Ramos, la venta de Mamadou Diallo, y la transferencia del defensa Mike Petke, al D.C. United por el defensa Eddie Pope, mediocampista Richie Williams y el delantero Jaime Moreno. Pero muchos están de acuerdo que la llegada del hondureño Amado Guevara fue la contratación más importante.

Rápidamente a comenzar la temporada el MetroStars sumo siete partidos sin perder. Pero las convocatorias empezaron y la transferencia del arquero Tim Howard al Manchester United (aunque bien reemplazado por Jonny Walker) fueron obstáculos que el club tuvo que sobreponer. Mientras tanto, el MetroStars se robaban partidos al ultimo momento por medio de los jugadores menos esperados (Eddie Gaven el 4 de julio contra D.C. United, John Wolyniec el 19 de julio contra Dallas y el 20 de septiembre contra Columbus, Mike Magee el 28 del septiembre contra D.C.) En parte, fueron los novatos quienes se robaron la atención, incluyendo a Ricardo Clark en el mediocampo.

El año pasado, el New England elimino al MetroStars de contención de los playoffs, y lo podría volver a hacer en la primera ronda de los playoffs. El planteamiento de los Metros en el ultimo partido de la temporada regular pudo quitar un poco del momentum del club (Bradley dejo a siete titulares en casa reposando mientras el Revolution gano 5-2 para poder jugar en casa en el partido de vuelta), pero toca ver si este club acostumbrado a ganar bajo presión de resultados cuando mas importa.

LO QUE DICEN...


Durante la temporada, el MetroStars tenia la costumbre de estar de desventaja y terminar empatando o ganando ... pero con los jóvenes cansándose dada la larga temporada, ir en desventaja uno o dos goles podría llevar a la derrota ...el éxito del club recae por el centro de la alineación, desde Jonny Walker en la portería, Eddie Pope en la defensa, Amado Guevara en el medio y la combinación que coloque el técnico Bob Bradley en el ataque ...cuando los Metros juegan fútbol físico, pueden frustrar el ataque.

NOTAS Y ESTADISTICAS

Los MetroStars ganaron tres partidos en tiempo extra esta temporada, mas que cualquier otro club en la Liga ...los Metros han anotado solo 17 goles en casa y terminaron con un record de 5-6-4 en casa ... un total de 16 jugadores debutaron con el MetroStars esta temporada ... 29 goles de los 40 del MetroStars llegaron después del mediotiempo...el Metros empato un record del club con cinco victorias entre el 26 de abril y 24 de mayo ...Clint Mathis anoto en cinco partidos consecutivos entre el 3 y 31 de mayo.



NEW ENGLAND REVOLUTION



In the 16 games before the arrival of Jose Cancela the Revolution went 5-5-6 while scoring an average of 1.69 goals per game. In the 14 games during Cancela's era the team went 7-4-3 while scoring at an average of two goals per game. ... In 2002 New England went 5-0-1 in their last six games outscoring its final opponents 13-3 ... This year the Revolution's finish was nearly identical as they went 5-0-1 in their final six games and outscored their opponents 15-6. Five of the six opponents were also identical from year to year. ... In the race for the Gatorade Rookie of the Year, Chicago's Damani Ralph has registered his 28 points in 1985 minutes and 22 starts while New England's Pat Noonan hit for 27 points in five fewer starts and 339 fewer minutes. ... The Revolution have gone 6-7-7 in the 20 matches which forward Taylor Twellman has started and has gone 6-2-2 in games he has not been in the starting XI.

REVOLUTION GOALSCORERS - 2003

	MLS	USOC	CCC	TOT
Twellman	15	1	1	17
Noonan	10		1	11
Kamler	6			6
Joe-Max Moore	4			4
Ralston	4	1		5
Heaps	3	1		4
C. Brown	3			3
Harris	2		1	3
Joseph	2			2
Fabbro	2			2
Franchino	1			1
Cancela	1			1

HEAD COACH: STEVE NICOL (4th season)

After taking the reins of a New England Revolution team that in July 2002, seemed to be heading nowhere, Steve Nicol led the team to a 6-2-1 finish and into the playoffs. The Revs weren't satisfied just getting to the playoffs, however, and they reached the MLS Cup Final as the Eastern Conference Champion, the first such title in Revolution history.

With the club's victory against MetroStars on the final weekend of the 2003 season, Nicol notched another milestone as he became the all-time winningest coach in Revolution history with his 24th victory. Thomas Rongen accumulated 23 (1997-98) while Nicol's predecessor, Fernando Clavijo, notched 22 (2000-'02).

Born in Irvine, Scotland, Nicol made 27 appearances for the Scottish National Team and started for Scotland in the 1986 World Cup in Mexico. He also made 467 appearances for English powerhouse Liverpool FC. During his time on Merseyside, the Reds won four English League Titles, three English F.A. Cup Titles, and reached two European Cup finals.

Nicol is actually in his second stint as head coach of the Revolution. After moving Stateside in 1999 to become player/coach of the Boston Bulldogs (A-League), he was named interim head coach for the final two games of that year's MLS season, replacing Walter Zenga and leading the club to a pair of victories. Nicol returned to the Bulldogs for the 2000 and '01 seasons as player/coach before joining the Revolution in before the start of the 2002 campaign as an assistant coach.

Steve Nicol has stayed true to his roots, rarely varying from his tried-and-true 4-4-2 system throughout the campaign. But with the addition of José Cancela its changed a bit, the Uruguayan closer to a pure playmaker and pushing forward of Shalrie Joseph in the holding central role, as opposed to the twin axis Nicol began the season with in Joseph and Leo Cullen. The addition of Cancela has also taken some of the focus off Brian Kamler and Steve Ralston on the flanks, the Revolution attack criticized for its one-dimensionality early in the season. But without having Twellman to spearhead the attack - and with Moore not likely to return to the lineup right away - the Rev will have to hope that Noonan can continue the run of form that led to 10 goals during his rookie season, just five less than Twellman's total which ended tied for the MLS Golden Boot with Galaxy striker Carlos Ruiz.

**NEW ENGLAND REVOLUTION
 2003 SEASON REVIEW**

After a thrilling stretch run and postseason to take the club to their first MLS Cup final, hopes were very high for New England Revolution and coach Steve Nicol coming into the 2003 season.

Those already lofty expectations increased during the offseason when Joe-Max Moore returned to the league after plying his trade in England's Premier League, with mouths watering in anticipation of his partnership with Taylor Twellman, the 2002 Budweiser Scoring Champion.

The season began in a less-than-auspicious way, New England going out at the first hurdle in their first continental experience, losing the first leg to Costa Rica's LD Alajuelense 4-0 in the round-of-16 of the CONCACAF Champions Cup, though they came back to win the second match 3-1 as both games were played in the Central American country.

Moore missed the first two league matches through injury, but when he returned for the third match, away to Dallas Burn, he and Twellman both hit home in a 2-1 victory, a wonderful strike from Twellman giving the Rev their first victory of the campaign.

After a 2-0 home loss to San Jose, the Revolution embarked on a five-match unbeaten run that saw Twellman strike in four consecutive matches. Moore was out injured in the final two, but Brian Kamler hit for three goals in back-to-back matches, hitting for a double in a 3-2 win away to Columbus. Kamler suddenly found a rich vein of scoring form, lashing home five goals in six matches.

Following an abject loss in Denver to Colorado Rapids, the Rev again went unbeaten in four matches, Twellman scoring in each of the final three, starting with a return 3-2 victory against the Rapids at Gillette Stadium. But rocky times were ahead: With ties in the last two games, it would more than two months until the Revolution won again, winless in nine consecutive league matches until a 5-1 demolition of Chicago Fire at home.

As well, Moore started to see his return season considerably hampered by injuries. After the July 27 collapse against D.C. United at home – when the visitors scored four goals after the 83rd minute to claim a 4-2 victory – Moore made just one more start over the final 11 matches of the season.

But that same contest was noteworthy for an addition. Nicol had been searching for a midfield hub since before the season began, and first Jorge Vazquez was signed from a second division club in Argentina. Then on July 27, José Carlos Cancela made his MLS debut, acquired from Deportivo Saprissa following the completion of Costa Rica's Primera Division season.

With the emergence of Grenada international Shalrie Joseph as an athletic force in the holding midfield role, Nicol was able to take the pressure off the necessity of service from Kamler and Steve Ralston on the flanks. But on August 23, in a 2-1 loss to Los Angeles Galaxy at The Home Depot Center, Twellman was lost for three matches when he suffered a fractured cheekbone and nose and concussion in a collision with defender Danny Califf.

NEW ENGLAND REVOLUTION - 2003

At midweek after that match, the Revolution were dumped out of the U.S. Open Cup at the quarterfinals, losing 2-1 in extra-time to MetroStars as both teams were left with 10 men. New England had survived a very difficult third-round draw, defeating Rochester Rhinos of the A-League 2-1 earlier in August.

On August 30, another new addition made his presence immediately felt, as Chris Brown – acquired a few weeks earlier from Kansas City Wizards along with Dario Fabbro for Wolde Harris and Vazquez – hit for a hat-trick in a 5-1 win against Chicago that provided the springboard for another stirring late-season drive.

With Moore unavailable, rookie Pat Noonan grabbed hold of the opportunity to partner Twellman in attack. He scored the team's only goal in a 2-1 loss at San Jose in their next game, then scored both goals in a 2-1 win at MetroStars that kicked off a seven-match unbeaten run to conclude the season.

Yet there was still more disaster around the corner. Having not scored in his first two matches back in the lineup following the injury, Twellman finally hit home twice in a 4-1 victory against Dallas Burn at Dragon Stadium. But on the first goal in that match he suffered a stress fracture in his foot – diagnosed a few days later – which put him out for the rest of the season.

But the Rev would win three more times after the injury, to head into the postseason riding a five-match winning streak. Noonan hit for five goals in the winning streak, including a hat-trick in a 5-2 thumping of MetroStars in the season finale at home, while Fabbro also hit in back-to-back matches to close out the regular season as the Rev served notice for the upcoming Eastern Conference semifinal series against those same MetroStars.



NEW ENGLAND REVOLUTION – 2003 REGULAR SEASON INDIVIDUAL STATS

UNF	POS	PLAYER	GP	GS	MIN	G	A	PTS	SHT	SOG	BLK	FC	FS	OFF	CK	C	E
20	FWD	Taylor Twellman	22	20	1893	15	4	34	90	47	0	34	57	23	1	2	0
11	FWD	Pat Noonan	28	17	1646	10	7	27	44	24	0	22	37	5	3	0	0
5	MID	Brian Kamler	28	28	2322	6	5	17	37	18	1	27	30	2	4	1	1
9	FWD	Joe-Max Moore	16	13	1187	4	7	15	42	19	0	15	28	5	42	0	1
14	MID	Steve Ralston	26	25	2348	4	7	15	29	15	0	18	24	2	40	1	0
7	MID	Jose Cancela	13	12	1142	1	7	9	36	13	0	13	64	0	54	0	0
6	D/M	Jay Heaps	28	28	2579	3	1	7	25	9	2	50	28	1	4	5	1
13	M/F*	Chris Brown	3	1	138	3	0	6	6	5	0	1	0	0	0	0	0
8	DEF	Joe Franchino	25	25	2355	1	4	6	25	8	0	48	29	0	9	7	0
13	FWD*	Wolde Harris	17	9	856	2	2	6	26	13	0	22	20	11	0	0	0
21	MID	Shalrie Joseph	28	27	2466	2	2	6	46	17	0	62	54	1	0	5	0
33	FWD*	Dario Fabbro	8	7	511	2	0	4	7	4	0	8	7	7	0	0	0
2	MID	Leo Cullen	26	18	1564	0	2	2	7	2	0	12	12	1	0	1	0
7	MID	Daniel Hernandez	9	4	520	0	2	2	8	2	0	20	10	0	0	0	0
10	MID*	Jorge Vazquez	4	2	197	0	1	1	1	0	0	4	9	0	0	0	0
27	FWD	Chris Bagley	3	0	59	0	0	0	0	0	0	1	1	0	0	0	0
24	GK	Adin Brown	25	25	2347	0	0	0	0	0	0	0	1	0	0	0	0
12	DEF	Daouda Kante	16	14	1319	0	0	0	2	2	0	25	3	0	0	5	1
4	FWD	Ibrahim Kante	2	0	65	0	0	0	1	0	0	0	0	2	0	0	0
22	DEF	Marshall Leonard	10	5	550	0	0	0	2	0	1	9	11	0	0	1	0
18	DEF	Carlos Llamasa	24	23	2001	0	0	0	0	0	2	34	22	0	0	9	0
16	MID	Jason Moore	13	1	328	0	0	0	4	2	0	5	9	5	1	1	0
3	DEF	Rusty Pierce	21	21	1878	0	0	0	2	1	1	28	27	0	0	7	1
1	GK	Matt Reis	5	5	460	0	0	0	0	0	0	0	0	0	0	0	0
26	GK	Kyle Singer	1	0	9	0	0	0	0	0	0	0	0	0	0	0	0
		Own-goals received				2											
		Team totals	30	30	2807	55	51	161	440	201	7	458	493	65	158	45	5
		Opponent totals	30	30	2807	47	48	142	336	159	6	509	443	140	152	50	5

GAME-WINNING GOALS: Taylor Twellman 3, Pat Noonan 3, Brian Kamler 2, Steve Ralston 1

Shalrie Joseph 1, Joe Franchino 1

GAME-WINNING ASSISTS: Jose Cancela 2, Steve Ralston 1, Pat Noonan 1

PENALTY KICK GOALS/ATTEMPTS: Taylor Twellman 0-1, Steve Ralston 1-1, Jose Cancela 1-1

NEW ENGLAND REVOLUTION -- INDIVIDUAL GOALKEEPING

UNF	POS	GOALKEEPER	GP	GS	MIN	SHTS	SV	C/P	GA	GAA	PG	PA	W	L	T	SO	RECORD
21	MID	Shalrie Joseph	1	0	1	0	0	0	0	0.00	0	0	0	0	0	0	0-0-0
26	GK	Kyle Singer	1	0	1	0	0	0	0	0.00	0	0	0	0	0	0	0-0-0
24	GK	Adin Brown	25	25	2347	136	95	115	37	1.42	2	3	11	6	8	4	2-1-8
1	GK	Matt Reis	5	5	458	23	12	30	10	1.97	2	2	1	3	1	0	0-0-1
		Team totals	30	30	2807	159	114	146	47	1.51	4	5	12	9	9	4	2-1-9
		Opponent totals	30	30	2807	201	148	121	55	1.76	2	3	9	12	9	3	1-2-9

*Indicates individual played with other teams in 2003. Only New England Revolution statistics listed here.

NEW ENGLAND REVOLUTION – INDIVIDUAL GAME HIGHS

PTS: 6	Chris Brown	08/30/2003	vs. CHI	W 5-1
6	Pat Noonan	10/25/2003	vs. MET	W 5-2
G: 3	Chris Brown	08/30/2003	vs. CHI	W 5-1
3	Pat Noonan	10/25/2003	vs. MET	W 5-2
A: 2	On eight occasions			
SV: 8	Adin Brown	05/31/2003	vs. KC	T 2-2
GA: 4	Adin Brown	06/14/2003	at COL	L 1-4
4	Matt Reis	07/27/2003	vs. DC	L 2-4

NEW ENGLAND REVOLUTION – TEAM GAME HIGHS

G: 5	08/30/2003	vs. CHI	W 5-1
5	10/25/2003	vs. MET	W 5-2
SHT: 21	07/16/2003	vs. DAL	L 1-2
SOG: 14	07/12/2003	vs. MET	T 3-3
SHTS: 11	06/14/2003	at COL	L 1-4
GA: 4	06/14/2003	at COL	L 1-4
4	07/27/2003	vs. DC	L 2-4

NEW ENGLAND REVOLUTION – 2003 POSTSEASON SQUAD

No. Player	Pos.	Ht.	Wt.	Birthdate	Joined Club	Last Club	International
1 Matt Reis	GK	6-1	196	03/28/1975	2003	Los Angeles (MLS)	
<i>Made five starts, including four in a row when Adin Brown was on international duty, the team winning in his final start v MetroStars.</i>							
2 Leo Cullen	MD	5-8	165	02/28/1976	2001	Miami (MLS)	USA 3/0
<i>A starter in central midfield in the early season, he lost his place when Nicol went with a more traditional playmaker.</i>							
3 Rusty Pierce	DF	5-10	165	07/24/1979	2000	UNC-Greensboro	
<i>First-choice in central defense who has no-holds-barred attitude in the back.</i>							
4 Ibrahim Kante	FW	6-3	215	07/20/1981	2003		
<i>Developmental player, brother to Daouda, signed early in the season and made two appearances.</i>							
5 Brian Kamler	MD	6-1	180	02/12/1972	2002	MetroStars (MLS)	
<i>A career-best season for the wide left midfielder, who matches his previous career record of six goals during the season.</i>							
6 Jay Heaps	DF	5-9	155	08/02/1976	2001	Miami (MLS)	
<i>First-choice at right back, who missed just two matches on the season (one through suspension).</i>							
7 Jose Cancela	MD	5-9	161	06/25/1976	2003	Deportivo Saprissa (Costa Rica)	
<i>Signed to pull the strings in midfield, Cancela's addition has brought an effective new thrust to the Rev attack.</i>							
8 Joe Franchino	DF	5-7	140	08/08/1976	2000	Los Angeles (MLS)	
<i>Regular starter at left back and club captain. Scored a tremendous freekick golden goal to give New England a vital late-season win.</i>							
9 Joe-Max Moore	FW	5-9	150	02/23/1971	2003	Everton (England)	USA 100/24
<i>Suffered through an injury-plagued return year, making just one start over the final 12 games and scored four goals on the year.</i>							
11 Pat Noonan	FW	6-0	170	08/02/1980	2003	Indiana Univ.	
<i>Took advantage of his opportunities at forward and wide midfield to score 10 goals (second on the club) and claim a starting job.</i>							
12 Daouda Kante	DF	6-2	180	07/16/1978	2002	Florida International Univ.	
<i>Reserve central defender who filled in a number of times as cover for Llamosa and Pierce.</i>							
13 Chris Brown	FW	5-11	170	03/10/1977	2003	Kansas City (MLS)	
<i>Acquired from Kansas City in August and scored a hat-trick in his first Rev start – then suffered a season-ending broken foot.</i>							
14 Steve Ralston	MD	5-9	160	06/14/1974	2002	Tampa Bay (MLS)	USA 14/2
<i>Veteran campaigner on the right flank who didn't have the same success as a year ago, he did resurrect attention on the national team.</i>							
16 Jason Moore	MD	5-11	170	04/04/1978	2003	Chicago (MLS)	
<i>Made 13 appearances – all but one as a reserve – in a wide midfield role in his first season with New England.</i>							
18 Carlos Llamosa	DF	5-11	166	06/30/1969	2002	Miami (MLS)	USA 29/0
<i>The heart of the Revolution rearguard who is a composed, steady defense-first center back.</i>							
19 Nick Downing	DF	5-9	155	01/25/1980	2001	Univ. Maryland	
<i>Young player who didn't play in a league match this season, but made a U.S. Open Cup appearance.</i>							
20 Taylor Twellman	FW	5-11	179	02/29/1980	2002	1860 Munich (Germany)	USA 6/0
<i>Tied for the MLS Golden Boot despite national team duty, a fractured cheekbone and missing the final three games with a foot fracture.</i>							
21 Shalrie Joseph	MD	6-3	180	05/24/1978	2003	New York Freedoms (USL)	Grenada
<i>Tall and lanky, has become a real force in a central midfield role in his first season, now a heavily relied-upon campaigned by Nicol.</i>							
22 Marshall Leonard	DF	5-7	170	12/19/1980	2003	Univ. Virginia	
<i>Pacy developmental player who started the final four matches of the year as a fullback – on both sides of the park.</i>							
23 Tony Frias	MD	5-9	170	11/16/1979	2001	CS Maritimo (Portugal)	
<i>Didn't make a league appearance for the Rev.</i>							
24 Adin Brown	GK	6-5	200	05/27/1978	2002	Tampa Bay (MLS)	
<i>His play early in the campaign earned him a call into the U.S. national team for the CONCACAF Gold Cup.</i>							
26 Kyle Singer	GK	5-11	175	08/06/1980	2003	Boston College	
<i>Third-choice 'keeper who made one appearance as a substitute.</i>							
27 Chris Bagley	FW	5-11	165	05/20/1980	2003	Charleston Battery (A-Lg)	
<i>Local signing after winning the A-League championship, he won the penalty that sent the Rev into the MLS Cup Playoffs.</i>							
33 Dario Fabbro	FW	6-2	178	11/03/1976	2003	CS Emelec (Ecuador)	
<i>Acquired from Kansas City in August, he scored his first goals of the year in the final two matches of the season.</i>							

Head Coach: Steve Nicol



NEW ENGLAND REVOLUTION - 2003

NEW ENGLAND REVOLUTION - GAME-BY-GAME

#	Player	1	2	3	4	5	6	7	8	9	10	11	12	13	14	15	16	17	18	19	20	21	22	23	24	25	26	27	28	29	30					
	CHI CLB DAL SJ LA KC	1-1	1-2	2-1	0-2	1-1	3-0	3-2	2-2	1-4	1-1	3-2	2-2	3-3	1-2	1-3	1-1	2-4	0-1	1-1	1-2	5-1	1-2	2-1	0-0	3-2	4-1	1-0	2-1	5-2						
1	Matt Reis	00M	90M	90M	64M	58M	55M	90M	00M	45M	00M	57M	00M	00M	29M	90M	10	90D	17	00D	16	16	29	15	9	3	90M	17	90G							
2	Leo Cullen	00D	90D	90D	90D	00D	32D	90D	00D	90D	00D	90D	00D	00D	00D	00M	10	90D	17	73D	00D	98D	90D	83D	00D	00D	90D	92D	90D	90D	90D					
3	Rusty Pierce	00M	56M	90M	58M	90M	68M	90M	90M	00M	78M	79M	85M	70M	90M	90M	00M	90M	90M	00M	00M	87M	90M	72M	90M	54M	57M	78M	90M	90M	90M	90M				
4	Ibrahim Kante	00D	90D	90D	90D	00D	90D	00D	90D	00D	90D	00D	90D	00D	90D	00D	90D	00D	90D	52D	98D	90D	90D	90D	00D	97D	90D	92D	90D	90D	90D	90D	90D			
5	Brian Kamler	92M	45M	26	32	45	90M	45	00M	45	42	76M	90M	00M	98M	90M	00M	90M	00M	90M	90M	90M	00M	97M	90M	89M	90M	90M	90M	90M	90M	90M	90M			
6	Jay Heaps	00D	90D	90D	90D	00D	90D	00D	90D	00D	90D	00D	90D	00D	90D	00D	90D	00D	90D	00D	90D	00D	90D	00D	97D	90D	92D	90D	90D	90D	90D	90D	90D	90D		
7	Daniel Hernandez	00D	90D	90D	90D	00D	90D	00D	90D	00D	90D	00D	90D	00D	90D	00D	90D	00D	90D	00D	90D	00D	90D	00D	97D	90D	92D	90D	90D	90D	90D	90D	90D	90D		
8	Jose Cancela	00D	90D	90D	90D	00D	90D	00D	90D	00D	90D	00D	90D	00D	90D	00D	90D	00D	90D	00D	90D	00D	90D	00D	97D	90D	92D	90D	90D	90D	90D	90D	90D	90D	90D	
9	Joe Franchino	6	90F	90F	75F	00F	45F	90F	63F	31	00F	90F	90F	90F	90F	90F	90F	90F	90F	90F	90F	90F	90F	90F	90F	90F	90F	90F	90F	90F	90F	90F	90F	90F	90F	
10	Joe-Max Moore	8	34	32	32	12	24	78F	90M	37	62F	69F	81M	69M	45M	00M	67M	25	16	69	31	90F	90F	00F	74M	90F	61F	90F	70F	70F	70F	70F	70F	70F	70F	
11	Jorge Vazquez	37	90D	70D	58	90D	00D	58	90D	00D	00D	90D	00D	90D	00D	90D	00D	90D	00D	90D	00D	90D	00D	90D	00D	97D	90D	92D	76D	76D	76D	76D	76D	76D	76D	76D
12	Pat Noonan	Chris Brown	68F	80F	1	7	15	26	45	66F	22	90F	00F	90F	38F	45	14	65F	84F	23	90M	00M	98M	90M	90M	00M	97M	90F	92M	90M	90M	90M	90M	90M	90M	90M
13	Wolde Harris	10	90M	90M	90M	90M	00M	78M	90M	00M	45	22	11	15	30	21	64M	23	90M	00M	98M	90M	90M	90M	00M	00M	97M	90F	92M	90M	90M	90M	90M	90M	90M	90M
14	Steve Ralston	18	Carlos Llamasa	63D	80D	74D	90D	90D	00D	45D	00D	90D	00D	90D	00D	90D	00D	90D	00D	90D	00D	90D	00D	90D	00D	71D	82D	14	90D	90D	90D	90D	90D	90D	90D	90D
15	Jason Moore	20	Taylor Twellman	00F	90F	89F	90F	00F	90F	00F	45	90M	90M	00M	90M	00M	90M	00M	90M	00M	90M	00M	98M	90M	90M	00M	97M	90F	78F	78F	78F	78F	78F	78F	78F	78F
16	Carlos Llamasa	21	Shalrie Joseph	45	90M	90M	00M	90M	45M	90M	00M	90M	00M	90M	00M	84M	81D	90M	90M	90M	90M	90M	90M	90M	00M	97M	90M	92M	90M	90M	90M	90M	90M	90M	90M	
17	Taylor Twellman	22	Marshall Leonard	00G	90G	90G	00G	90G	00G	90G	00G	90G	00G	00G	00G	19	6	26	00G	98G	90G	90G	90G	00G	97G	90G	92G	90G	90G	90G	90G	90G	90G	90G	90G	
18	Shalrie Joseph	24	Adin Brown	00G	90G	90G	00G	90G	00G	90G	00G	90G	00G	00G	00G	9	9	31	9	00G	98G	90G	90G	90G	00G	97G	90G	92G	90G	90G	90G	90G	90G	90G	90G	
19	Marshall Leonard	26	Kyle Singer	00G	90G	90G	00G	90G	00G	90G	00G	90G	00G	00G	00G	9	9	31	9	00G	98G	90G	90G	90G	00G	97G	90G	92G	90G	90G	90G	90G	90G	90G	90G	
20	Dario Fabbro	27	Chris Bagley	00G	90G	90G	00G	90G	00G	90G	00G	90G	00G	00G	00G	9	9	31	9	00G	98G	90G	90G	90G	00G	97G	90G	92G	90G	90G	90G	90G	90G	90G	90G	90G
21	Chris Bagley	33	Dario Fabbro	00G	90G	90G	00G	90G	00G	90G	00G	90G	00G	00G	00G	9	9	31	9	00G	98G	90G	90G	90G	00G	97G	90G	92G	90G	90G	90G	90G	90G	90G	90G	90G
22	Dario Fabbro	"00"	= 100 minutes played	00G	90G	90G	00G	90G	00G	90G	00G	90G	00G	00G	00G	9	9	31	9	00G	98G	90G	90G	90G	00G	97G	90G	92G	90G	90G	90G	90G	90G	90G	90G	90G
23	F/M/D/G = starting position	Played for other teams:	Chris Brown	played 1189 minutes for KC	Dario Fabbro	played 179 minutes for KC																														

NEW ENGLAND REVOLUTION - GAME-BY-GAME LOG

Game #1	04/13/2003	NE 1 at CHI 1	T (20T)	Twellman (41)
Game #2	04/19/2003	NE 1 vs CLUB 2	L	Ralston (86)
Game #3	04/26/2003	NE 2 at DAL 1	W	Jo. Moore (12); Twellman (84)
Game #4	05/03/2003	NE 0 vs SJ 2	L	
Game #5	05/10/2003	NE 2 vs LA 0	W	Kamler (59); Twellman (66)
Game #6	05/14/2003	NE 1 at KC 1	T (20T)	Twellman (90)
Game #7	05/17/2003	NE 3 vs CHI 0	W	Twellman (18); Heaps (49); Ralston (56)
Game #8	05/24/2003	NE 3 at CLUB 2	W	Kamler (36,70); Twellman (89)
Game #9	05/31/2003	NE 2 vs KC 2	T (20T)	own goal (44); Kamler (63)
Game #10	06/14/2003	NE 1 at COL 4	L	Harris (81)
Game #11	06/21/2003	NE 1 at DC 1	T (20T)	Kamler (24)
Game #12	06/28/2003	NE 3 vs COL 2	W	Harris (7); Twellman (80); own goal (84)
Game #13	07/04/2003	NE 2 at LA 2	T (20T)	Twellman (52); Heaps (54)
Game #14	07/12/2003	NE 3 vs MET 3	T (20T)	Twellman (7); Jo. Moore (36); Noonan (50)
Game #15	07/16/2003	NE 1 vs DAL 2	L	Jo. Moore (44)
Game #16	07/19/2003	NE 1 at CHI 3	L	Twellman (90)
Game #17	07/23/2003	NE 1 at CLUB 1	T (20T)	Noonan (55)
Game #18	07/27/2003	NE 2 vs DC 4	L	Twellman (26,31)
Game #19	08/09/2003	NE 0 at DC 1	L	
Game #20	08/16/2003	NE 1 vs SJ 1	T (20T)	Twellman (52)
Game #21	08/23/2003	NE 1 at LA 2	L (20T)	Cancela (86 pen)
Game #22	08/30/2003	NE 5 vs CHI 1	W	C. Brown (6,63,66); Kamler (44); Heaps (88)
Game #23	09/07/2003	NE 1 at SJ 2	L	Noonan (41)
Game #24	09/13/2003	NE 2 at MET 1	W	Noonan (11,72)
Game #25	09/18/2003	NE 0 vs COL 0	T (20T)	
Game #26	09/28/2003	NE 3 vs CLUB 2	W (20T)	Jo. Moore (78); Joseph (81); Franchino (97)
Game #27	10/04/2003	NE 4 at DAL 1	W	Twellman (44,60); Joseph (53); Noonan (75)
Game #28	10/11/2003	NE 1 vs DC 0	W (OT)	Ralston (92 pen)
Game #29	10/18/2003	NE 2 at MET 1	W	Fabbro (15); Noonan (37)
Game #30	10/25/2003	NE 5 vs MET 2	W	Noonan (41,51,68); Fabbro (45); Ralston (65)

ALL-TIME NEW ENGLAND REVOLUTION POSTSEASON STATISTICS


UNF	POS	PLAYER	GP	GS	MIN	G	A	PTS	SHT	SOG	BLK	FC	FS	OFF	CK	C	E
13	FWD	Wolde Harris	10	10	799	2	3	7	18	10	0	18	24	8	0	0	0
5	MID	Brian Kamler	7	7	613	2	2	6	7	5	0	5	8	0	10	0	0
20	FWD	Taylor Twellman	6	6	558	2	0	4	10	3	0	9	24	1	0	0	0
7	MID	Daniel Hernandez	6	6	583	1	1	3	9	2	2	19	18	0	0	3	0
4	MID	Mike Burns	2	2	180	1	0	2	1	1	1	1	2	0	0	1	0
2	DEF	Leo Cullen	7	7	665	0	2	2	5	3	0	9	2	0	0	0	0
6	M/D	Jay Heaps	6	6	522	1	0	2	6	3	0	11	8	0	0	2	1
9	FWD	Joe-Max Moore	2	2	180	1	0	2	2	2	0	3	6	4	3	0	0
14	MID	Steve Ralston	7	7	673	1	0	2	3	1	0	5	6	1	8	0	0
29	DEF	Mauricio Wright	3	3	270	1	0	2	4	4	1	3	3	0	0	2	0
21	FWD	Eric Wynalda	3	2	180	1	0	2	4	2	0	5	3	1	1	0	0
8	MID	Imad Baba	4	4	264	0	1	1	3	1	0	8	6	3	5	1	0
8	DEF	Joe Franchino	10	10	943	0	1	1	6	0	1	12	12	0	0	3	0
7	FWD	Jose Luis Morales	2	0	68	0	1	1	1	0	0	0	0	0	4	0	0
14	MID	Leonel Alvarez	3	3	270	0	0	0	0	0	0	7	2	0	0	1	0
20	FWD	Jamar Beasley	2	0	69	0	0	0	0	0	0	2	2	4	0	0	0
24	GK	Adin Brown	7	7	673	0	0	0	0	0	0	0	2	0	0	0	0
26	GK	Jeff Causey	3	3	270	0	0	0	0	0	0	0	1	0	0	0	0
5	DEF	Ted Chronopoulos	5	5	450	0	0	0	2	0	0	4	5	0	0	1	0
17	MID	Braeden Cloutier	5	1	183	0	0	0	3	2	0	2	1	1	0	0	0
7	DEF	Brian Dunseth	1	1	90	0	0	0	0	0	0	0	0	0	0	0	0
12	DEF	Adam Eyre	3	3	270	0	0	0	0	0	0	5	4	0	0	2	0
25	MID	Alejandro Farias	2	2	161	0	0	0	0	0	1	2	2	0	0	1	0
4	FWD	Ian Fuller	3	0	36	0	0	0	0	0	0	3	1	0	0	0	0
33	FWD	Giuseppe Galderisi	2	2	171	0	0	0	3	3	0	7	6	4	0	1	0
25	MID	Winston Griffiths	5	0	93	0	0	0	2	1	0	5	4	1	2	0	0
7	MID	John Harkes	3	3	270	0	0	0	3	1	0	2	5	0	1	1	0
12	DEF	Daouda Kante	6	6	565	0	0	0	0	0	0	13	3	0	0	3	1
18	FWD	Paul Keegan	3	0	78	0	0	0	2	1	0	1	3	0	0	0	0
19	MID	Steve Klein	1	0	19	0	0	0	0	0	0	0	0	0	0	0	0
22	DEF	Alexi Lalas	2	2	180	0	0	0	2	1	0	8	7	0	0	0	0
18	DEF	Carlos Llamasa	5	5	459	0	0	0	1	0	1	7	4	0	0	2	1
14	MID	Ivan McKinley	2	2	180	0	0	0	5	1	0	2	2	0	0	1	0
10	FWD	Alberto Naveda	2	2	180	0	0	0	1	1	0	5	2	1	9	0	0
20	DEF	Francis Okaroh	1	1	70	0	0	0	0	0	0	1	1	0	0	0	1
16	MID	Carlos Parra	1	0	1	0	0	0	0	0	0	0	0	0	0	0	0
3	DEF	Rusty Pierce	6	5	354	0	0	0	0	0	0	6	4	0	0	1	0
10	MID	Alex Pineda Chacon	3	1	144	0	0	0	1	1	0	3	0	0	0	0	0
6	DEF	Leonardo Squadrone	1	1	71	0	0	0	1	1	0	0	0	0	0	1	0
77	FWD	William Sunsing	3	3	266	0	0	0	5	4	0	3	3	1	1	0	0
9	FWD	Johnny Torres	1	0	4	0	0	0	0	0	0	2	0	0	0	1	0
11	MID	Evans Wise	1	0	9	0	0	0	0	0	0	0	0	0	0	0	0
1	GK	Walter Zenga	2	2	180	0	0	0	0	0	0	0	0	0	0	0	0
		Team totals	12	12	1133	13	11	37	110	54	7	198	197	30	44	28	4
		Opponent totals	12	12	1133	19	31	69	179	80	5	197	198	55	79	24	1

NEW ENGLAND REVOLUTION INDIVIDUAL GOALKEEPING

UNF	POS	GOALKEEPER	GP	GS	MIN	SHTS	SV	C/P	GA	GAA	PG	PA	W	L	T	SO	RECORD
24	GK	Adin Brown	7	7	673	51	42	35	5	0.67	1	1	3	2	2	4	0-1-2
1	GK	Walter Zenga	2	2	180	14	7	8	5	2.50	0	0	0	2	0	0	0-0-0
26	GK	Jeff Causey	3	3	270	15	6	6	9	3.00	0	1	1	2	0	0	0-0-0
		Team totals	12	12	1133	80	62	49	19	1.51	1	2	4	6	2	4	0-1-2
		Opponent totals	12	12	1133	54	41	43	13	1.03	1	1	6	4	2	3	1-0-2



METROSTARS



Throughout the season, the MetroStars had a habit of falling behind early and fighting back to tie or win, but with their young players feeling the effects of the long season, going down a goal or two in the first half could spell doom. The MetroStars' success runs down the middle of the park, from Walker through Jolley and Pope in central defense, Guevara and Clark in central midfield and whomever Bradley plans to play up front, most likely Mathis and Wolyniec/Juskowiak/Magee. The MetroStars will need each of those central areas to perform well in order to win. When the MetroStars were playing well, Mathis would sometimes drop into midfield in more of a 4-2-3-1 look. When the MetroStars play physical soccer, they are more able to shut down and frustrate opposing attackers.

The MetroStars won the most overtime games this season, going 3-1-9 in the extra session. ... Home-field is not exactly an advantage for Bradley's club: Metro scored the fewest home goals in the League (17), but tied San Jose and New England for the most away goals (23). ... Likewise, the MetroStars finished second-worst in home record (5-6-4) and second-best in away record (6-4-5) ... Jonny Walker became just the third goalkeeper in MLS history to finish the season with a goals-against average below 1. He posted a 0.95 to join Kevin Hartman (0.91 in 1999) and Tony Meola (0.92 in 2000) in the sub-1 club. ... The MetroStars have just six players remaining from last year's squad: Joe Addo, Paul Grafer, Steve Jolley, Mark Lisi, Clint Mathis, and Craig Ziadie. A total of 16 players have made their MetroStars debut this season.

METROSTARS GOALSCORERS - 2003

	MLS	USOC	CCC	TOT
Mathis	9	1		10
Magee	7			7
Wolyniec	5	2		7
Guevara	3	4		7
Jolley	4	1		5
Clark	3			3
LeBlanc	2			2
Moreno	2			2
Pope			2	2
Ziadie	1			1
Gaven	1			1
Juskowiak	1			1
Lisi	1			1
Nugent		1		1
Galvan		1		1

HEAD COACH: BOB BRADLEY (1st season)

It's no secret why Metro made Bradley its seventh coach at the end of last season: he wins. The MetroStars, thus far, cannot claim a championship and look to Bradley to lead them to the promised land. The former Chicago boss took over the lead in all-time MLS coaching victories from Thomas Rongen this season, and now has 93 regular-season wins.

Bradley has already instilled a work ethic that has allowed the club to come back and win games and has given the club a taste of what could be by guiding the MetroStars to the Lamar Hunt U.S. Open Cup Final in October. It was the first final of any kind Metro has ever played in. By taking the club to the Playoffs this season, Bradley has now qualified for the playoffs in each of his six seasons as an MLS head coach.

A New Jersey native, Bradley played soccer at Princeton and later returned to coach there and guide the Tigers to the Final Four. He has twice been an assistant coach under Bruce Arena, at the University of Virginia and D.C. United, where in 1996 and 1997 he was part of two MLS Cup-winning teams and one U.S. Open Cup winner.

METROSTARS
2003 SEASON REVIEW

After seven years of failed attempts to win a trophy, the MetroStars tried to change their outlook this past off-season, and it seems that signing head coach Bob Bradley away from the Chicago Fire is just what the MetroStars faithful ordered.

Bradley's mix of young stars and seasoned veterans has given MetroStars fans a sniff of glory and a hunger for Major League Soccer's ultimate prize. The road ahead will not be easy, however, as three rivals block the Eastern Conference No. 3 seed's road to MLS Cup 2003.

The MetroStars' 2003 season started, by many accounts, the day after MLS Cup 2002, when it was announced that the New York outfit had signed Bradley from Chicago Fire. The signing begat optimism in the Metro camp, as the club was getting one of the most successful coaches in MLS history. In five years with the Fire, Bradley led the Chicago club to one MLS Cup title and two Lamar Hunt U.S. Open Cup championships.

He would have to do it without a main component of past Metro success, however, because in the deal that brought Bradley to the Big Apple, Rodrigo Faria, the 2001 MLS Rookie of the Year and the MetroStars' leading scorer in 2002, went the other way. Also departing the squad prior to the 2003 season were Marcelo Balboa and Tab Ramos, both of whom retired from the sport; Mamadou Diallo, who was sold to a Saudi Arabian club; and defender Mike Petke, who was traded to D.C. United in a blockbuster deal that brought in defender Eddie Pope, midfielder Richie Williams and forward Jaime Moreno.

Bradley hoped the veterans would make the difference this season, with Moreno partnering Clint Mathis up front and Williams and Pope solidifying the defense. While those players all performed well, it was a handful of young guns and a quiet hero who really helped turned the tide from past years.

After dropping their opener, 1-0, to Columbus, the MetroStars kicked their season into high gear with an unbeaten run of seven matches. Mathis, coming off preseason hernia surgery, got right back into form by scoring goals in each of the MetroStars' five matches in the month of May. Goalkeeper Tim Howard showed why he is considered to be the future of U.S. national team goalkeeping with three clean sheets during the unbeaten run.

In June, however, Metro felt the absence of several key players due to injuries and National Team commitments. Pope went down to injury in the beginning of the month and defender Steve Jolley went down at the end, while Mathis and Howard were unavailable due to the FIFA Confederations Cup.

As a result, the MetroStars slid in the third month of the season, winning just once in four tries. In July, things appeared to get a whole lot worse, as Howard left the team to join English Premier League club Manchester United. Luckily, Bradley found a diamond of a 'keeper in Chile in the form of Jonny Walker. Walker, who was drafted by the Dallas Burn in 1996, played the last six years in Chile, and did not disappoint in his return home.

Around the same time, the MetroStars developed a flair for the dramatic. On the weekend of Independence Day, Metro went to

METROSTARS - 2003

the Nation's Capital and brought some of its own fireworks and flashy tricks, using the goalkeeper substitution to get 16-year-old Eddie Gaven's fresh legs into the game at the start of extra-time. Gaven's 99th minute goal had the MetroStars' fans in rapture and started a string of late comebacks and stunning victories.

The month of July featured Gaven's goal, a three-goal comeback to tie New England on July 12, and a John Wolyniec overtime winner against Dallas on July 19.

In August, the MetroStars twice scored beyond the 80th minute to earn 1-1 ties against Chicago on Aug. 9 and Los Angeles on Aug. 16. Then, in September, Wolyniec provided a breathtaking left-footed volley in the last seconds of overtime to defeat Columbus on Sept. 20 and rookie forward Mike Magee flicked in a header on the last play of the game to draw even with D.C. on Sept. 28.

Throughout the season, MetroStars rookies played impressively. Ricardo Clark led the team in minutes played while joining Amado Guevara to control the midfield, Magee finished second in the club with seven goals and 16 points, and Gaven came on late in the season to provide yet another option.

Those young guns, however, couldn't help Metro avoid losing twice to the Revolution to end the season. Last year, New England eliminated the MetroStars from playoff contention with a late-season victory and this year, the Revolution could do the same in the first round of the MLS Cup Playoffs.

While the MetroStars made it to the first cup final in club history in the Lamar Hunt U.S. Open Cup in October, they left empty-handed by going down 1-0 to Bradley's former team.



METROSTARS – 2003 REGULAR SEASON STATS

UNF	POS	PLAYER	GP	GS	MIN	G	A	PTS	SHT	SOG	BLK	FC	FS	OFF	CK	C	E
13	F/M	Clint Mathis	22	22	2019	9	1	19	84	35	0	39	40	14	17	6	1
20	MID	Amado Guevara	25	25	2264	3	10	16	72	37	0	41	64	4	96	7	1
7	FWD	Mike Magee	29	19	1709	7	2	16	44	25	0	33	43	11	13	1	0
8	MID	Mark Lisi	24	20	1829	1	11	13	17	7	0	29	27	1	6	5	0
15	FWD	John Wolyniec	25	14	1385	5	2	12	39	20	0	29	32	15	0	3	0
5	DEF	Steve Jolley	24	23	2194	4	0	8	11	9	1	31	22	0	0	3	0
2	MID	Ricardo Clark	28	28	2590	3	1	7	38	15	0	46	58	4	0	5	0
11	MID	Jacob LeBlanc	7	2	225	2	0	4	3	2	0	3	2	0	0	1	0
9	FWD	Jaime Moreno	11	7	517	2	0	4	10	6	0	7	15	3	3	0	0
21	DEF	Craig Ziadie	22	20	1913	1	2	4	5	2	0	37	20	0	1	6	0
24	MID	Eddie Gaven	12	7	691	1	1	3	13	9	1	11	19	5	8	0	0
10	FWD	Andrzej Juskowiak	5	0	160	1	0	2	7	3	0	3	5	0	0	0	0
23	DEF	Eddie Pope	20	20	1724	0	2	2	15	6	0	27	20	1	0	3	0
16	MID	Richie Williams	26	26	2337	0	2	2	12	4	1	51	36	2	0	6	0
18	GK	Tim Howard	13	13	1223	0	1	1	0	0	0	0	2	0	0	0	0
14	DEF	Joseph Addo	8	7	700	0	0	0	1	1	0	7	5	0	0	0	0
22	DEF	Kenny Arena	10	5	458	0	0	0	3	1	0	12	4	1	0	1	1
4	DEF	Edgar Bartolomeu	13	11	1000	0	0	0	6	0	1	16	23	0	0	1	0
17	D/M	Joey DiGiamarino	18	16	1446	0	0	0	4	2	0	27	22	0	0	2	1
6	DEF	Juan Forchetti	10	8	775	0	0	0	1	1	1	14	11	0	0	1	0
12	MID	Jose Galvan	9	2	266	0	0	0	2	0	0	10	22	0	2	1	0
30	GK	Paul Grafer	3	3	270	0	0	0	0	0	0	0	0	0	0	0	0
3	DEF	Chris Leitch	15	10	993	0	0	0	3	1	1	9	8	0	0	0	0
25	FWD	Mike Nugent	1	1	90	0	0	0	4	3	0	0	2	2	0	0	0
19	D/M	Tim Regan	15	7	747	0	0	0	5	2	1	16	6	0	0	0	0
1	GK	Jonny Walker	14	14	1325	0	0	0	0	0	0	0	2	0	0	1	0
		Own-goals received				1											
		Team totals	30	30	2818	40	35	115	399	191	7	498	522	63	146	53	4
		Opponent totals	30	30	2818	40	40	120	421	190	12	541	486	57	175	72	1

GAME-WINNING GOALS: Clint Mathis 3, John Wolyniec 2, Mike Magee 2, Craig Ziadie 1, Steve Jolley 1
Amado Guevara 1, Eddie Gaven 1

GAME-WINNING ASSISTS: Amado Guevara 4, Mark Lisi 3, John Wolyniec 1, Eddie Gaven 1

PENALTY KICK GOALS/ATTEMPTS: Clint Mathis 1-3, Amado Guevara 1-2, Jaime Moreno 1-1, Mark Lisi 1-1

METROSTARS INDIVIDUAL GOALKEEPING

UNF	POS	GOALKEEPER	GP	GS	MIN	SHTS	SV	C/P	GA	GAA	PG	PA	W	L	T	SO	RECORD
24	MID	Eddie Gaven	1	0	1	0	0	0	0	0.00	0	0	0	0	0	0	0-0-0
1	GK	Jonny Walker	14	14	1325	70	55	44	14	0.95	2	3	4	5	5	4	2-0-5
18	GK	Tim Howard	13	13	1222	96	74	65	18	1.33	1	2	6	3	4	3	1-1-4
30	GK	Paul Grafer	3	3	270	24	14	13	8	2.67	0	0	1	2	0	1	0-0-0
		Team totals	30	30	2818	190	150	123	40	1.28	3	5	11	10	9	8	3-1-9
		Opponent totals	30	30	2818	191	152	122	40	1.28	4	7	10	11	9	5	1-3-9

METROSTARS – INDIVIDUAL GAME HIGHS

PTS: 5 Clint Mathis 07/02/2003 vs. SJ T 4-4
G: 2 Clint Mathis 07/02/2003 vs. SJ T 4-4
 2 Clint Mathis 09/06/2003 at KC W 2-1
A: 2 Mark Lisi 07/12/2003 at NE T 3-3
SV: 11 Tim Howard 07/12/2003 at NE T 3-3
 11 Jonny Walker 08/09/2003 at CHI T 1-1
GA: 5 Paul Grafer 10/25/2003 at NE L 2-5

METROSTARS – TEAM GAME HIGHS

G: 4 07/02/2003 vs. SJ T 4-4
SHT: 22 09/25/2003 vs. DC L 0-2
SOG: 12 06/21/2003 vs. LA W 1-0
SHTS: 14 07/12/2003 at NE T 3-3
GA: 5 10/25/2003 at NE L 2-5

METROSTARS – 2003 POSTSEASON SQUAD

No. Player	Pos.	Ht.	Wt.	Birthdate	Joined Club	Last Club	International 'A'
1 Jonny Walker	GK	6-3	180	09/13/1974	2003	Colo Colo (Chile)	
<i>Acquired from Chilean club Colo Colo in July, Walker has been a rock at the back, posting a goals-against average of 0.95.</i>							
2 Ricardo Clark	MID	5-10	150	02/10/1983	2003	Furman Univ.	
<i>Second overall pick in the 2003 MLS SuperDraft who put together a Rookie of the Year-type season and led Metro in minutes played.</i>							
3 Chris Leitch	DEF	5-11	165	04/01/1979	2003	Univ. North Carolina	
<i>Acquired before the 2003 season, Leitch was the early starter at right back before suffering an ankle injury.</i>							
4 Edgar Bartolomeu	DEF	5-10	145	09/14/1976	2003	Philadelphia Kixx (MISL)	
<i>Angola native, exploring the possibilities of playing for Canada, who signed at midseason and took over as first-choice left back.</i>							
5 Steve Jolley	DEF	6-1	190	10/15/1975	2000	Los Angeles (MLS)	
<i>Half of the club's formidable central defense partnership who has chipped in with three goals.</i>							
6 Juan Forchetti	DEF	5-8	165	04/01/1981	2003	Boca Juniors (Argentina)	
<i>Young defender who has appeared in ten games after being acquired on loan from Argentinian giants Boca Juniors in May.</i>							
7 Mike Magee	FWD	5-9	150	09/02/1984	2003	U.S. U-20	
<i>Fourth overall selection in the 2003 SuperDraft, he has burst onto the scene with seven goals from a regular role in attack.</i>							
8 Mark Lisi	MID	6-1	165	10/11/1977	2002	D.C. United (MLS)	
<i>A rising force as a two-way midfielder, Lisi led the MetroStars in assists during the 2003 season with 11.</i>							
9 Jaime Moreno	FWD	5-10	173	01/19/1974	2003	Middlesbrough (England)	Bolivia 63/7
<i>Acquired last winter to provide a partner for Mathis, Moreno suffered a season-ending herniated disc in his back in August.</i>							
10 Andrzej Juskowiak	FWD	6-0	180	11/03/1970	2003	Energie Cottbus (Germany)	Poland 39/13
<i>Acquired in mid-September to replace injured forward Jaime Moreno, scored his first MLS goal on Oct. 18.</i>							
11 Jacob LeBlanc	MID	5-11	180	02/02/1981	2003	Univ. Virginia	
<i>Young player used mainly off the bench, scored his first MLS goal on June 14 against Chicago Fire.</i>							
12 José Galván	MID	5-6	165	03/26/1981	2003	Boca Juniors (Argentina)	
<i>Forward-thinking midfielder who has seen limited action after being acquired on loan from Boca Juniors along with Juan Forchetti.</i>							
13 Clint Mathis	F/M	5-10	170	11/25/1976	2000	Los Angeles (MLS)	USA 38/11
<i>An up-and-down campaign, scoring in five matches in a row in May, but then in just one game (two goals) over the last half of the year.</i>							
14 Joseph Addo	DEF	6-0	180	09/21/1971	2002	Tampa Bay (MLS)	Ghana 44/2
<i>Reserve central defender and former Ghana international who made eight league appearances on the season.</i>							
15 John Wolyniec	FWD	6-1	172	01/24/1977	2003	Milwaukee Rampage (USL)	
<i>Has grabbed a starting role and provided several dramatic goals, including a spectacular volley to beat Columbus in overtime Sept. 20.</i>							
16 Richie Williams	MID	5-5	145	06/03/1970	2003	D.C. United (MLS)	USA 20/0
<i>A mainstay in the Metro midfield, providing balance and leadership to a young group in a slightly changed two-way role.</i>							
17 Joey DiGiamarino	D/M	5-10	160	04/06/1977	2003	Bayer Leverkusen (Ger)	
<i>Solid left-sided wingback or fullback who returned to MLS in 2003 after playing two seasons in Germany. Began season as starter.</i>							
19 Tim Regan	D/M	6-1	170	06/27/1981	2003	Bradley Univ.	
<i>Has served occasional duty in a holding midfield role, though getting more of a look as the season winds down.</i>							
20 Amado Guevara	MID	5-11	165	05/02/1976	2003	CD Motagua (Honduras)	Honduras 76/15
<i>Honduras international who has admirably filled the playmaking role since his arrival just after the beginning of the campaign.</i>							
21 Craig Ziadie	DEF	5-10	172	09/20/1978	2002	D.C. United (MLS)	Jamaica
<i>Jamaica international who has been in and out of the team at right back over the second half of the campaign.</i>							
22 Kenny Arena	DEF	6-1	175	02/06/1981	2003	Univ. Virginia	
<i>Son of U.S. national team coach Bruce, made five starts in his rookie season, his last on July 5 when he was sent off at RFK Stadium.</i>							
23 Eddie Pope	DEF	6-0	175	12/24/1973	2003	D.C. United (MLS)	USA 57/5
<i>The heart of the MetroStars back four after his arrival from D.C. United, who also experienced renewed life at national team level.</i>							
24 Eddie Gaven	MID	6-0	145	10/25/1986	2003	U.S. U-17	
<i>A thrilling young attacking talent, who has claimed a regular role and scored a remarkable golden goal on July 5 v D.C. United.</i>							
25 Mike Nugent	FWD	5-9	155	02/10/1980	2003	Princeton Univ.	
<i>Made his only appearance of the 2003 regular season in the season finale against New England.</i>							
30 Paul Grafer	GK	6-3	200	08/07/1974	2000	Long Island Rough Riders (USL)	
<i>Played just three games in 2003 behind starting 'keepers Tim Howard and Jonny Walker.</i>							

Head Coach: Bob Bradley



METROSTARS - 2003

METROSTARS - GAME-BY-GAME

#	Player	1	2	3	4	5	6	7	8	9	10	11	12	13	14	15	16	17	18	19	20	21	22	23	24	25	26	27	28	29	30					
1	Jonny Walker	90M	00M	90M	90M	90M	90M	90M	90M	90M	90M	90M	94M	00M	99M	90M	96M	90G	00G	00G	00G	90G	90G	90G	99G	90G	00G	90G	00G	90G	90G					
2	Ricardo Clark	00D	90D	30D																																
3	Chris Leitch												34	00D	76D	00D	90D	90D	85D	63D	9	90D	10													
4	Edegar Bartolomeu																																			
5	Steve Jolley																																			
6	Juan Forchetti																																			
7	Mike Magee	76F	45F	64	20	85F	84F	89F	90F	90F	90F	90F	94F	71F	41F	00F	33	90F	00F	52F	29	13	13	27	51F	45F	20	85F	15	7						
8	Mark Lisi																																			
9	Jaime Moreno	90F	00F	22F																																
10	Andrzej Juskowiak																																			
11	Jacob LeBlanc	90M		4																																
12	Jose Galvan																																			
13	Clint Mathis	90M	85M	90M	90F	89M	90F	90F	00F	90F																										
14	Joseph Addo																																			
15	John Wolyniec	14	15	90M	70F	5	3	10																												
16	Richie Williams	90M	00M	90M	90M	90M	28M																													
17	Joey DiGiamarino	90M	00D	90M	90M	90D	81D																													
18	Tim Howard	90G	00G	90G	90G	90G	90G	90G	00G	90G																										
19	Tim Regan																																			
20	Amado Guevara	00M																																		
21	Craig Ziadie	90D	55	90D	90D	90D	90D	90D	00D	90D	90D	90D	94D	00D	99D																					
22	Kenny Arena																																			
23	Eddie Pope	90D	00D	90D	90D	90D	90D	90D	45D																											
24	Eddie Gaven																																			
25	Mike Nugent																																			
30	Paul Grafer																																			

= 100 minutes played

F/M/D/G = starting position



METROSTARS - GAME-BY-GAME LOG

Game #1	04/12/2003	MET 0 vs CLB 1	L		
Game #2	04/19/2003	MET 1 vs LA 1	T (20T)	Moreno (42 pen)	
Game #3	04/26/2003	MET 1 at CLB 0	W	Magee (59)	
Game #4	05/03/2003	MET 2 vs COL 1	W	Mathis (51); Ziadie (62)	
Game #5	05/10/2003	MET 1 vs DC 0	W	Mathis (42)	
Game #6	05/17/2003	MET 2 at COL 0	W	Mathis (51); Magee (60)	
Game #7	05/24/2003	MET 2 vs DAL 1	W	Mathis (60); Jolley (84)	
Game #8	05/31/2003	MET 1 at CLB 1	T (20T)	Mathis (64 pen)	
Game #9	06/07/2003	MET 1 at KC 2	L	Magee (17)	
Game #10	06/14/2003	MET 2 vs CHI 3	L	LeBlanc (82); Guevara (90 pen)	
Game #11	06/21/2003	MET 1 vs LA 0	W	Magee (65)	
Game #12	06/28/2003	MET 1 at CHI 2	L (OT)	Clark (60)	
Game #13	07/02/2003	MET 4 vs SJ 4	T (20T)	Guevara (7); Magee (36); Mathis (43,90)	
Game #14	07/05/2003	MET 3 at DC 2	W (20T)	Moreno (20); Clark (26); Gaven (99)	
Game #15	07/12/2003	MET 3 at NE 3	T (20T)	Wolyniec (66); own goal (73); Clark (76)	
Game #16	07/19/2003	MET 2 at DAL 1	W (OT)	Magee (84); Wolyniec (95)	
Game #17	07/26/2003	MET 0 at COL 1	L		
Game #18	08/09/2003	MET 1 at CHI 1	T (20T)	Jolley (86)	
Game #19	08/13/2003	MET 0 vs KC 0	T (20T)		
Game #20	08/16/2003	MET 1 at LA 1	T (20T)	Wolyniec (86)	
Game #21	08/24/2003	MET 1 vs CHI 2	L	Wolyniec (28)	
Game #22	09/06/2003	MET 2 at KC 1	W	Mathis (45,59)	
Game #23	09/13/2003	MET 1 vs NE 2	L	Jolley (81)	
Game #24	09/20/2003	MET 1 vs CLB 0	W (20T)	Wolyniec (99)	
Game #25	09/25/2003	MET 0 vs DC 2	L		
Game #26	09/28/2003	MET 1 at DC 1	T (20T)	Magee (90)	
Game #27	10/05/2003	MET 2 at SJ 0	W	Guevara (30); Jolley (90)	
Game #28	10/11/2003	MET 0 vs DAL 0	T (20T)		
Game #29	10/18/2003	MET 1 vs NE 2	L	Juskowiak (75)	
Game #30	10/25/2003	MET 2 at NE 5	L	Lisi (58 pen); LeBlanc (69)	

ALL-TIME METROSTARS POSTSEASON STATISTICS

UNF	POS	PLAYER	GP	GS	MIN	G	A	PTS	SHT	SOG	BLK	FC	FS	OFF	CK	C	E
14	FWD	Adolfo Valencia	8	8	714	5	4	14	16	9	0	16	9	20	0	3	0
13	M/F	Clint Mathis	5	5	460	3	2	8	16	12	0	11	12	1	0	2	0
22	FWD	Rodrigo Faria	3	3	274	3	1	7	10	5	0	5	4	2	0	0	0
7	MID	Mark Chung	8	8	748	2	2	6	18	9	1	8	21	0	9	0	0
11	MID	Petter Villegas	8	8	712	2	2	6	11	4	1	10	20	1	13	2	0
11	FWD	Antony De Avila	3	3	270	2	1	5	6	4	0	0	1	2	0	0	0
19	FWD	Miles Joseph	5	4	391	1	2	4	1	1	1	12	4	2	0	2	0
10	MID	Mike Sorber	2	2	180	1	2	4	4	1	0	9	5	0	0	0	0
9	MID	Alex Comas	5	2	194	0	2	2	7	3	0	13	3	0	0	1	0
7	MID	Roberto Donadoni	3	3	270	0	2	2	8	4	0	0	4	0	5	0	0
26	MID	Daniel Hernandez	3	3	288	0	2	2	5	2	0	5	4	0	5	1	0
29	FWD	Eduardo Hurtado	2	2	180	1	0	2	6	1	0	4	7	1	0	0	0
12	DEF	Mike Petke	9	9	785	0	2	2	7	2	1	13	9	0	0	3	0
9	MID	Tab Ramos	9	8	746	1	0	2	11	6	0	16	19	3	15	1	0
17	FWD	Giovanni Savarese	5	1	175	1	0	2	4	2	0	1	1	2	1	0	0
9	MID	Gilmar	2	1	73	0	1	1	0	0	0	3	1	1	0	0	1
24	M/F	Roy Myers	5	4	364	0	1	1	1	1	0	8	11	0	2	2	0
6	MID	Ross Paule	3	2	186	0	1	1	0	0	0	2	5	0	2	0	0
17	MID	Pedro Alvarez	2	0	35	0	0	0	0	0	0	0	0	0	0	0	0
1	GK	Mike Ammann	2	2	180	0	0	0	0	0	0	0	0	0	0	0	0
51	DEF	Nicola Caricola	2	2	164	0	0	0	0	0	0	4	2	0	0	2	0
16	MID	Ramiro Corrales	1	0	14	0	0	0	0	0	0	1	1	0	0	0	0
16	DEF	Cristian da Silva	2	1	110	0	0	0	1	0	0	0	0	0	0	0	0
4	DEF	Thomas Dooley	2	1	77	0	0	0	0	0	0	2	0	0	0	0	0
8	DEF	Mike Duhaney	2	2	180	0	0	0	3	0	0	1	1	0	0	0	0
12	DEF	Ted Gillen	1	1	33	0	0	0	0	0	0	0	0	0	0	0	0
30	GK	Paul Grafer	3	3	280	0	0	0	0	0	0	0	0	0	0	0	0
15	DEF	Rhett Harty	3	3	183	0	0	0	0	0	0	4	2	0	0	0	0
18	GK	Tim Howard	3	3	288	0	0	0	0	0	0	0	0	0	0	0	0
23	FWD	Rob Johnson	3	0	100	0	0	0	2	0	0	2	1	0	0	0	0
5	DEF	Steve Jolley	8	8	748	0	0	0	2	0	0	10	9	0	0	2	0
20	MID	Brian Kelly	1	1	45	0	0	0	1	1	0	0	0	0	0	0	0
3	DEF	Matt Knowles	3	1	178	0	0	0	1	1	0	1	1	0	0	0	0
22	DEF	Alexi Lalas	2	2	180	0	0	0	1	0	0	4	1	0	0	1	0
10	DEF	Lothar Matthaus	5	5	460	0	0	0	3	2	1	3	3	0	0	0	0
1	GK	Tony Meola	5	5	450	0	0	0	0	0	0	0	0	0	0	1	0
5	DEF	Arley Palacios	2	2	180	0	0	0	1	0	0	4	3	0	0	1	0
30	DEF	Orlando Perez	3	3	288	0	0	0	0	0	0	5	4	0	0	2	0
13	MID	Jim Rooney	1	1	45	0	0	0	0	0	0	0	0	0	0	0	0
3	DEF	Mark Semioli	3	0	71	0	0	0	0	0	0	5	2	0	0	0	0
6	DEF	Steve Shak	2	0	6	0	0	0	0	0	0	0	1	0	0	0	0
6	MID	Damian Silvera	2	1	149	0	0	0	0	0	0	0	3	0	1	0	0
4	DEF	Diego Sonora	2	2	146	0	0	0	1	1	0	3	1	0	0	0	0
9	MID	Marcelo Vega	1	1	75	0	0	0	1	0	0	1	2	0	1	1	0
9	DEF	Peter Vermes	3	3	270	0	0	0	5	0	0	1	6	0	0	0	0
8	MID	Billy Walsh	10	6	611	0	0	0	5	2	2	16	5	0	0	2	0
16	MID	Richie Williams	3	3	280	0	0	0	4	0	1	2	6	0	0	0	0
22	FWD	A.J. Wood	2	2	96	0	0	0	1	1	0	1	2	0	0	0	0
2	DEF	Jeff Zaun	3	3	211	0	0	0	0	0	0	3	2	0	0	1	0
		Team totals	13	13	1198	22	27	71	163	74	8	209	207	35	54	30	1
		Opponent totals	13	13	1198	25	31	81	183	87	5	207	209	36	77	25	5

METROSTARS INDIVIDUAL GOALKEEPING

UNF	POS	GOALKEEPER	GP	GS	MIN	SHTS	SV	C/P	GA	GAA	PG	PA	W	L	T	SO	RECORD
1	GK	Mike Ammann	2	2	180	13	7	4	3	1.50	0	0	1	1	0	1	0-0-0
30	GK	Paul Grafer	3	3	280	14	8	12	5	1.61	1	2	2	1	0	0	1-0-0
18	GK	Tim Howard	3	3	288	25	16	7	6	1.88	0	0	1	1	1	0	0-0-1
1	GK	Tony Meola	5	5	450	35	23	27	11	2.20	1	1	4	0	0	0	0-0-0
		Team totals	13	13	1198	87	62	50	25	1.88	2	3	5	7	1	1	1-0-1
		Opponent totals	13	13	1198	74	52	43	22	1.65	1	1	7	5	1	2	0-1-1

2003 MLS SEASON IN REVIEW - APRIL

THE LONG AND WINDING ROAD

Major League Soccer's eighth season began on Saturday, April 5, when the Los Angeles Galaxy visited the Columbus Crew. The game was the first in a season that would see MLS action stretch into November for the first time since 1999. Two games were added to each team's schedule, meaning each MLS team would play 30 games. The League also introduced a new MLS Cup Playoff format where the first round consists of four home-and-home series decided by aggregate goals.

The defending-Champion Galaxy and the Crew set the tone for a season of ups, downs and close games with 1-1 tie. Nearly half of the games in the season's first month went to overtime, and the Kansas City Wizards provided the first drama of the campaign with a 3-2 win on a golden goal two minutes into overtime on the second Saturday of the season. The Crew got off to a fast start with two wins and a draw in its first three games, and the Wizards and San Jose Earthquakes were the only other teams to win their openers.

The Galaxy began its hunt for a second title on the road and stayed away from L.A. until June, when they would make their debut at the Home Depot Center, a brand new soccer-specific stadium. The start of the new season was difficult for Sigi Schmid's club, as they failed to win in the season's first two months.

The new year saw some old faces taking the field in new places, with Earnie Stewart, Frankie Hedjuk and Joe-Max Moore all coming home to the U.S. after playing in Europe. Jaime Moreno and Eddie Pope both moved from D.C. United to the MetroStars and Korean defender Hong Myung-Bo came to MLS to play for the Galaxy. A pair of familiar faces also left the sport, as U.S. Men's National Team and MLS veterans John Harkes and Marcelo Balboa both decided to hang up their boots before the start of the season. Both have continued their soccer careers in broadcasting.

MLS PLAYERS FORM A UNION

The Major League Soccer Players Union was designated by the League's players as their exclusive bargaining representative. After receiving a request for recognition, the League officially recognized the Union and looked forward to starting the collective bargaining process.

MLS Commissioner Don Garber cited the creation and recognition of the Union as a way for the League and its players to unite and continue to develop the quality and presence of soccer in the United States.

MLS SIGNS TV DEALS

MLS agreed to a four-year deal with Fox Sports World to air nationally at least 25 regular-season games and eight MLS Cup Playoff games each year on FSW and Fox Sports en Español. As a result of the deal, Fox Sports World introduced Saturday Night Soccer and MLS Wrap, a weekly hour-long highlights show that covers the ins and outs of the week's action.

MLS also announced an agreement with HDNet to broadcast live high-definition coverage of MLS games. The April 12th contest between the Colorado Rapids and the San Jose Earthquakes became the first-ever MLS match to be broadcast in HDTV. The full HDNet package for 2003, the first year of a three-year deal, includes at least 28 consecutive Saturday games and background features on MLS teams and players.

APRIL CLUB RECORDS

TEAM	APRIL	GF-GA	PTS
San Jose Earthquakes	2-0-1	4-2	7
Columbus Crew	2-1-1	4-3	7
Chicago Fire	1-0-2	4-3	5
Kansas City Wizards	1-1-1	6-6	4
New England Revolution	1-1-1	4-4	4
MetroStars	1-1-1	2-2	4
Los Angeles Galaxy	0-1-3	3-4	3
D.C. United	0-1-2	3-4	2
Dallas Burn	0-1-1	2-3	1
Colorado Rapids	0-1-1	2-3	1

MLS STANDINGS – Saturday, April 26, 2003

Eastern Conference							
TEAM	GP	W	L	T	PTS	GF	GA
Columbus Crew	4	2	1	1	7	4	3
Chicago Fire	3	1	0	2	5	4	3
New England Revolution	3	1	1	1	4	4	4
MetroStars	3	1	1	1	4	2	2
D.C. United	3	0	1	2	2	3	4
Western Conference							
TEAM	GP	W	L	T	PTS	GF	GA
San Jose Earthquakes	3	2	0	1	7	4	2
Kansas City Wizards	3	1	1	1	4	6	6
Los Angeles Galaxy	4	0	1	3	3	3	4
Colorado Rapids	2	0	1	1	1	2	3
Dallas Burn	2	0	1	1	1	2	3

2003 MLS SEASON IN REVIEW - MAY

METROSTAR-GAZING

After an average start to the season, the MetroStars tore to the front of the pack in May with four wins and one tie in five games. Forward Clint Mathis scored in every game during the month as the MetroStars outscored their opponents 8-3; goalkeeper Tim Howard notched two clean sheets.

Mathis started his goal-scoring string with a game-tying header off a Craig Ziadie cross against Colorado on May 3. The U.S. Men's National Team regular bagged game winners in the MetroStars' next two games, which were shutouts of D.C. United and the Colorado Rapids. Mathis then opened Metro's goalscoring account in a 2-1 victory over Dallas and gave his team the draw with a second-half penalty kick against Columbus. Amado Guevara, the Honduran international, settled into his first season in MLS by taking control of the midfield, snagging Man of the Match honors twice in May.

In L.A., Galaxy fans were still awaiting the return of their team to Los Angeles and the Galaxy players were surely missing the City of Angels as well. Sigi Schmid's side, as they did in April, failed to win any games while completing their season-opening road trip by playing all of their May matches away from home.

A NORTH AMERICAN RIVALRY RENEWED

The U.S. Men's National Team, with a roster entirely composed of MLS players, fought to a scoreless tie with the Mexican National Team on May 8 at Houston's Reliant Stadium. Almost a year after eliminating Mexico from World Cup 2002 in the Round of 16, the U.S. Men blanked the Mexicans for the sixth time in seven matches. The crowd almost 70,000 at Reliant Stadium was one of the largest in Men's National Team history.

Also in May, the U.S. team shut out Wales, 2-0, at Spartan Stadium in San Jose. Landon Donovan scored on a penalty kick in the first half and Eddie Lewis earned Man of the Match honors, partly for his 59th minute shot that skipped under Welsh 'keeper Darren Ward.

MLS DONATES SOCCER BALLS TO IRAQI YOUTH

In an effort to help the young people affected by the war in Iraq and its aftermath, MLS and AEG worked together and with the interim Minister of Youth and Sports for Iraq, Don Eberly, to secure more than 60,000 soccer balls and equipment to be donated to the children of Iraq.

MLS equipment manufacturers, including adidas and Nike, kicked off the campaign with first wave of ball donations. Following that initial effort, each of the 10 MLS teams initiated a ball drive in their local markets to encourage soccer fans to help donate new and used soccer balls. On May 30, MLS and

the U.S.A. Freedom Corps loaded the first of several shipments of balls and other equipment to be sent to Iraq. The effort far surpassed the initial goal of 10,000 soccer balls, allowing MLS to aid the more than 15 million Iraqis under the age of 24.

MLS HELPS BRING WORLD CUP TO U.S.

After the SARS outbreak forced FIFA to move the 2003 Women's World Cup out of China, the United States secured the right to host the event, partially through the work of Major League Soccer. MLS commissioner Don Garber was part of the delegation that traveled to FIFA headquarters in Zurich, Switzerland to support U.S. Soccer's campaign to bring the tournament to the United States. On May 26, FIFA President Sepp Blatter announced that the United States had won the right to host the World Cup after being selected over Sweden, the only other country to submit a formal bid to host the competition. After helping the nation secure the tournament, Garber worked with U.S. Soccer Secretary General Dan Flynn and the WUSA's Lynn Morgan, along with FIFA and local venue personnel, to organize the World Cup in just four months.

MAY CLUB RECORDS

TEAM	MAY	GF-GA	PTS
MetroStars	4-0-1	8-3	13
New England Revolution	3-1-2	11-7	11
Kansas City Wizards	2-0-4	11-8	10
Chicago Fire	2-1-1	8-4	7
San Jose Earthquakes	2-1-1	7-7	7
Columbus Crew	1-2-2	10-10	5
Dallas Burn	1-2-2	6-8	5
Colorado Rapids	1-4-0	2-10	3
D.C. United	0-2-2	3-5	2
Los Angeles Galaxy	0-3-1	2-6	1

MLS STANDINGS – Saturday, May 31, 2003

Eastern Conference							
TEAM	GP	W	L	T	PTS	GF	GA
MetroStars	8	5	1	2	17	10	5
New England Revolution	9	4	2	3	15	15	11
Chicago Fire	7	3	1	3	12	12	7
Columbus Crew	9	3	3	3	12	14	13
D.C. United	7	0	3	4	4	6	9
Western Conference							
TEAM	GP	W	L	T	PTS	GF	GA
Kansas City Wizards	9	3	1	5	14	17	14
San Jose Earthquakes	7	4	1	2	14	11	9
Dallas Burn	7	1	3	3	6	8	11
Colorado Rapids	7	1	5	1	4	4	13
Los Angeles Galaxy	8	0	4	4	4	5	10

2003 MLS SEASON IN REVIEW - JUNE

GALAXY MOVE INTO NEW HOME

After two months on the road to start the season, the Los Angeles Galaxy hosted the Colorado Rapids on June 7 in their first-ever game at the new, soccer-specific Home Depot Center. The opening of the new stadium was a momentous occasion for the Galaxy, as they received their MLS Cup 2002 championship rings before the game and later celebrated their first win of the season, with Carlos Ruiz scoring both goals in the 2-0 victory. The goals were the fourth and fifth of the season for Ruiz, last year's Honda MVP, who showed no signs of a sophomore slump after scoring 24 goals in his first MLS campaign in 2002. Ruiz, whose overtime goal last October gave the Galaxy its first MLS Cup in four trips to the title game, got the crowd going in the first half with a spectacular bicycle kick just outside the six-yard box that was held by Rapids 'keeper Scott Garlick. Colorado couldn't keep 'El Pescadito' off the score sheet, however, as Ruiz put in a header early in the second half and converted a penalty kick later in the game to complete the scoring.

The first game at The Home Depot Center was a sellout, with 27,000 fans showing up to welcome the Galaxy home. The inaugural match was just a hint of things to come, as both the MLS All-Star Game and MLS Cup were scheduled to be held at The HDC in 2003.

GOAL-SCORING BATTLE DEVELOPS

As Ruiz was lighting up Los Angeles, the rest of the big boots throughout MLS kept pace. Taylor Twellman, who finished last year with 23 tallies, missed part of June due to the Confederations Cup, but finished June near the top of the goal-scoring list with seven. Preki, who turned 40 in June, finished the month with seven goals on the season as well, and led Kansas City to the top of the MLS standings. The top scorer in the League through June, however, was the Chicago Fire's Ante Razov, with nine tallies. Behind Razov and rookie sensation Damani Ralph, the Fire led the League in scoring during the month of June and showed they would not conform to the media's expectations that the Fire would struggle this season.

U.S. BOWS OUT OF CONFED CUP IN FIRST ROUND

The U.S. Men's National Team, composed mostly of MLS players, had the misfortune of being placed in the "Group of Death" in the 2003 FIFA Confederations Cup in France. In three first round games, the U.S. lost by a goal each to Turkey and Brazil and tied Cameroon. DaMarcus Beasley got the squad off to a good start in the opening match against Turkey, giving Bruce Arena's men a 1-0 lead 36th minute by heading in a nearly perfect Landon Donovan cross. The advantage was short-lived, however; a Turkey penalty kick evened the score just three minutes after the Beasley goal. The Turks notched the game-winner seventy minutes in to take the points.

Against Brazil, Beasley again played superbly, this time displaying his defensive abilities, and goalkeeper Tim Howard did all he could to keep the U.S. in the game, but Adriano's goal in the 22nd minute was all Brazil needed to overcome the Americans. Against Cameroon, the young American lineup held Cameroon scoreless, but couldn't find the net themselves and left France with one point from three games.

At the end of June, Arena announced the 25-man roster that would participate in the CONCACAF Gold Cup from July 12-27 in Foxboro, Mass., Miami, Fla., and Mexico City. The roster included many of the same players who played in the Confederations Cup, and again was dominated by MLS players.

EASTERN CONFERENCE RACE TIGHTENS

Chicago's overtime victory over the MetroStars on June 28 vaulted the Fire ahead of Metro into first place in the East. With the New England Revolution and Columbus Crew also winning, the top four teams in the East were separated by just three points. The MetroStars, after going undefeated in May, tumbled to a 1-3-0 record in June, while the Fire maintained their solid start to take over the top spot and the Crew and the Revolution kept an even keel to stay in the hunt.

JUNE CLUB RECORDS

TEAM	JUNE	GF-GA	PTS
Los Angeles Galaxy	3-1-2	10-5	11
Chicago Fire	3-2-0	11-10	9
D.C. United	2-1-2	6-4	8
San Jose Earthquakes	2-1-2	5-4	8
Kansas City Wizards	2-1-1	7-5	7
Columbus Crew	2-2-0	5-5	6
Colorado Rapids	1-3-2	9-11	5
New England Revolution	1-1-1	5-7	4
MetroStars	1-3-0	5-7	3
Dallas Burn	1-3-0	5-10	3

MLS STANDINGS - Saturday, June 28, 2003

Eastern Conference								
TEAM	GP	W	L	T	PTS	GF	GA	
Chicago Fire	12	6	3	3	21	23	17	
MetroStars	12	6	4	2	20	15	12	
New England Revolution	12	5	3	4	19	20	18	
Columbus Crew	13	5	5	3	18	19	18	
D.C. United	12	2	4	6	12	12	13	
Western Conference								
TEAM	GP	W	L	T	PTS	GF	GA	
San Jose Earthquakes	12	6	2	4	22	16	13	
Kansas City Wizards	13	5	2	6	21	24	19	
Los Angeles Galaxy	14	3	5	6	15	15	15	
Dallas Burn	11	2	6	3	9	13	21	
Colorado Rapids	13	2	8	3	9	13	24	

2003 MLS SEASON IN REVIEW - JULY

HOWARD CROSSES THE ATLANTIC

Tim Howard, the 2001 MLS Goalkeeper of the Year and 2001 MLS Humanitarian of the Year was transferred in mid-July to Manchester United of the English Premier League. Howard, who holds Metro's career mark for winning percentage by a goalkeeper, was signed by the MetroStars in 1998 as a Nike Project-40 player and got his first chance to start in 2001 after backing up Tony Meola in 1998 and Mike Ammann in 1999 and 2000.

Howard, 24, left Bob Bradley's club immediately after the transfer to join Man. U. in training for the 2003-04 Premier League season. He went on to obtain the starting spot in goal for the defending English champions, displacing World Cup 1998 winner Fabien Barthez. Having already made several appearances with the U.S. Men's National Team, Howard is viewed by many as the team's future number-one 'keeper.

To replace Howard, the MetroStars turned to Jonny Walker, a former University of Louisville player who had spent the past six years playing for the Chilean clubs Universidad Catolica and Colo Colo. Walker was originally drafted by the Dallas Burn in 1996 and also played for the A-League's Jacksonville Cyclones.

SPENCER, CHUNG CARRY COLORADO

John Spencer, the Rapids' Scottish forward and team captain, scored two goals and midfielder Mark Chung netted four in the month of July, and Colorado blew through its opponents, going undefeated for the month. After losing six of their first eight games, the Rapids got back into playoff contention with the winning streak, which began on Independence Day at Invesco Field in Denver.

More than 60,000 fans showed up for the annual July 4 match and we treated to two fireworks displays: one during the game and one afterward. Chung gave Colorado the lead in the 77th minute with a powerful shot from the top of the box, and it looked as if the Rapids would hold on for a 2-1 win. In the first minute of added time, however, Kansas City's Stephen Armstrong evened the score at two when Rapid's 'keeper Scott Garlick misplayed his cross. Less than a minute later, Chung provided a dramatic end to the game with his second goal of the night. After receiving a pass from Chris Carrieri near the left corner of the Wizards box, Chung drove a low shot that beat 'keeper Tony Meola just inside the far post.

The run continued through the rest of the month, as Spencer scored in his club-record sixth straight game to give Colorado a 1-0 win over the Galaxy in L.A. Then, Chung struck again, netted a goal in each of the next two games, which were victories over MLS' top team at the time, the San Jose Earthquakes and East contenders, the MetroStars.

U.S. MEN TAKE BRONZE IN GOLD CUP

The U.S. Men's National Team was in action again in July, this time taking third place in the 2003 CONCACAF Gold Cup, which it had won last year. The Americans swept through group play, winning both of its opening round matches 2-0, over El Salvador and Martinique. Veteran forward Brian McBride scored three of the Americans' four goals in the first round to set up a quarterfinal meeting with Cuba. Against the Cubans, forward Landon Donovan scored an incredible four goals in the game, and the United States won 5-0 to extend its Gold Cup unbeaten streak to 11 games.

Unfortunately, that streak came to end in the semifinals, when the Americans fell 2-1 to Brazil in overtime after being less than two minutes away from securing a spot in the final. Carlos Bocanegra put the United States ahead 62 minutes into the game by heading in a Claudio Reyna free kick, but in the 89th minute, Kaka tapped in the rebound of an Ewerthon shot that had been saved by Kasey Keller. Then, ten minutes into overtime, Cory Gibbs' handball in the box set up a penalty kick for Diego, who converted to claim the win for Brazil. In the third-place match, Bobby Convey and Earnie Stewart scored second-half goals to erase a 2-1 deficit and give the Americans a 3-2 win over Costa Rica.

JULY CLUB RECORDS

TEAM	JULY	GF-GA	PTS
Colorado Rapids	4-0-0	7-2	12
D.C. United	3-0-2	12-9	11
MetroStars	2-1-2	12-9	8
San Jose Earthquakes	2-1-2	9-7	8
Chicago Fire	2-1-1	6-3	7
Kansas City Wizards	2-2-0	8-6	6
Los Angeles Galaxy	1-1-1	4-4	4
Dallas Burn	1-4-1	5-14	4
New England Revolution	0-3-3	10-15	3
Columbus Crew	0-2-2	2-4	2

MLS STANDINGS – Wednesday, July 30, 2003

Eastern Conference

TEAM	GP	W	L	T	PTS	GF	GA
Chicago Fire	16	8	4	4	28	29	20
MetroStars	17	8	5	4	28	27	23
New England Revolution	18	5	6	7	22	30	33
D.C. United	17	5	6	6	21	24	22
Columbus Crew	17	5	7	5	20	21	22

Western Conference

TEAM	GP	W	L	T	PTS	GF	GA
San Jose Earthquakes	17	8	3	6	30	25	20
Kansas City Wizards	17	7	4	6	27	32	25
Colorado Rapids	17	6	8	3	21	20	26
Los Angeles Galaxy	17	4	6	7	19	19	19
Dallas Burn	17	3	10	4	13	18	35

2003 MLS SEASON IN REVIEW - AUGUST

THE STARS ALIGN IN LOS ANGELES

The eighth annual MLS All-Star Game brought together the best players in MLS and one of the top clubs in Mexico as part of a new format for the exhibition. In order to create a competitive atmosphere to the game, the League decided to pit its best players against Mexican top flight club Chivas de Guadalajara, one of the most popular and successful clubs in Mexican soccer history. Chivas owner Jorge Vergaras has expressed interest in starting a club in MLS.

After a spirited but scoreless first half, MLS coach Bob Bradley brought Ante Razov, Landon Donovan and Carlos Ruiz on in the second half to provide a spark on the attacking end. The moves worked, as all three players had a hand in the MLS All-Stars' 3-1 victory.

Razov started the scoring in the 57th minute. Donovan and Mauricio Cienfuegos combined on the left side to push the ball upfield. After Cienfuegos freed Donovan into the box, Chivas' keeper Oswaldo Sánchez tried to cut down the angle, and Donovan took advantage by playing a square ball to Razov, who easily tapped the ball in.

Jair Garcia put Chivas on level terms again with a simple touch around MLS' keeper Kevin Hartman and an easy shot into the undefended net, but Ruiz restored the American League's advantage two minutes later with a powerful header off of a Carlos Bocanegra cross. DaMarcus Beasley finished off the scoring by putting a sharp angle shot into the net after his original attempt had been steered to the end line by the Chivas defense. Ruiz was named Man of the Match for his goal and the bevy of chances he created.

MLS MOURNS CLIVE CHARLES

Clive Charles, a pioneer for American soccer, passed away August 25th, 2003 after a long battle with prostate cancer. Charles, who was 51, was named the U.S. Men's National Team assistant coach in 1995 and worked alongside Steve Sampson at World Cup 1998 in France. In 1997, Charles began his tenure as the U.S. Men's Olympic Team coach and led the Under-23 team to fourth place at the Sydney Olympics in 2000, the best-ever finish for the United States. Charles also coached the U-23's in the 1999 Pan American Games in Winnipeg, Canada, where he guided the squad to a bronze medal. Charles also coached the U.S. U-20 Women's National Team from 1993-96.

The London, England native's coaching career began in 1986 at the University of Portland, where he started off coaching the men's team before taking over the women's squad three years later. In his tenure with both teams at Portland, Charles amassed nearly 450 victories, 13 conference titles, 20 NCAA tournament berths, seven Final Four appearances and one national championship, in 2002.

Charles, a defender, played 17 years of professional soccer, including four with the Portland Timbers of the North American Soccer League. Charles was named to the Oregon Sports Hall

of Fame earlier this year and was also given a Lifetime Achievement Award by the Women's United Soccer Association.

Many in the American soccer community, including countless MLS players, expressed their sadness over Charles' passing. His contribution to the progress made by soccer in the United States in the past two decades is immeasurable, and as U.S. Soccer President Dr. S. Robert Contiguglia said, "While his presence will be truly missed, his spirit will continue to echo throughout the lives of those who knew him."

THE 'LITTLE FISH' RULES THE POND

Los Angeles Galaxy forward Carlos Ruiz earned Player of the Month honors after tallying five goals and one assist in five games. Against the Columbus Crew on Aug. 9, Ruiz scored two goals in the Galaxy's 3-1 victory, including a spectacular bicycle kick that was named the Pepsi Goal of the Week. Ruiz also had two goals on Aug. 23 in a 2-1 Galaxy win over the New England Revolution. The dynamic striker was named MLS Player of the Week after both performances. He also had a hat trick in the Galaxy's 5-1 victory over the Seattle Sounders in the Lamar Hunt U.S. Open Cup Quarterfinals.

AUGUST CLUB RECORDS

TEAM	AUGUST	GF-GA	PTS
Chicago Fire	3-1-2	10-10	11
San Jose Earthquakes	3-1-1	7-3	10
Colorado Rapids	3-1-1	8-5	10
Los Angeles Galaxy	3-1-1	8-5	10
Columbus Crew	2-2-1	7-8	7
D.C. United	2-2-0	3-4	6
New England Revolution	1-2-1	7-9	4
MetroStars	0-1-3	3-4	3
Dallas Burn	1-4-0	5-11	3
Kansas City Wizards	0-3-2	4-7	2

MLS STANDINGS - Saturday, August 30, 2003

Eastern Conference							
TEAM	GP	W	L	T	PTS	GF	GA

Chicago Fire	22	11	5	6	39	39	30
MetroStars	21	8	6	7	31	30	27
D.C. United	21	7	8	6	27	27	26
New England Revolution	22	6	8	8	26	37	38
Columbus Crew	21	6	9	6	24	27	30

Western Conference							
TEAM	GP	W	L	T	PTS	GF	GA

San Jose Earthquakes	22	11	4	7	40	32	23
Colorado Rapids	22	9	9	4	31	28	31
Kansas City Wizards	21	7	6	8	29	36	31
Los Angeles Galaxy	22	7	7	8	29	27	24
Dallas Burn	22	4	14	4	16	23	46

2003 MLS SEASON IN REVIEW - SEPTEMBER

UNITED HURTING

With less than a month to go in the regular season, D.C. United suffered two injuries that threatened to sink the club's Cup hopes. On Sept. 25 at Giants Stadium, 'keeper Nick Rimando went down awkwardly while throwing the ball out to a field player in the 78th minute against the MetroStars. Rimando tried to get up, but was forced to leave the game. The next day, an MRI determined Rimando had torn his left ACL, meaning he would miss the remainder of the season and the MLS Cup Playoffs. The injury came with Rimando just 50 minutes shy of the MLS record for minutes played by a goalkeeper, and left rookie Doug Warren to take care of goalkeeping duties for the rest of the season.

During United's next game, also against the MetroStars, on Sept. 28, midfielder Ben Olsen went down with an MCL sprain in his left knee. The injured was expected to cause Olsen to miss six to eight weeks, meaning he would miss the rest of the regular season and most, if not all, of the Playoffs. Olsen was the only United player to start every game this season prior to the injury and had helped lead D.C. to a 3-1-1 September record and good positioning in the playoff race.

WIZARDS STOP THE BLEEDING

The Kansas City Wizards defeated the L.A. Galaxy at The Home Depot Center on Sept. 27 to end a two-month long slide in which they dropped from the top of the Western Conference to fourth place. Prior to the 2-1 win at the Galaxy, the Wizards had lost seven games and tied two since their last win, a 1-0 victory at Columbus on July 19.

Against the Galaxy, midfielder Chris Klein picked up both goals, with the winner coming in the 81st minute off of a ball played perfectly through the Galaxy defense by Preki. The win not only stopped the Wizards' club-record nine-game slide; it also clinched a playoff spot for Bob Gansler's club.

MLS WELCOMES KROENKE

Kroenke Sports Enterprises became the fourth investor in MLS on Sept. 23 when it purchased the Colorado Rapids from Anschutz Entertainment Group. KSE immediately announced plans to build a soccer-specific stadium in Denver, with plans to open the facility by 2006.

KSE, which is headed by Stan Kroenke, has been a presence in Denver sports for several years. The company also owns the NBA Denver Nuggets, the NHL Colorado Avalanche and the NLL Colorado Mammoth. Kroenke Sports also owns the Pepsi Center and has a stake in the AFL Colorado Crush.

David Ehrlich, the executive vice president of Kroenke Sports, said KSE is looking at several viable locations for a stadium, which will likely include soccer fields for youth and adult league

use. Ehrlich cited the multi-function Home Depot Center in Carson, Calif. as the model for what Kroenke Sports would like to build in Denver.

KSE joins AEG, headed by Philip Anschutz, the Hunt Sports group, headed by Lamar Hunt, and Kraft Group Sports, headed by Robert Kraft, as operators of MLS teams.

SUM DELIVERS WORLD CUP BROADCAST

The Women's World Cup kicked off on Sept. 20 with Soccer United Marketing, the marketing arm of Major League Soccer, playing a key role in the competition. As the official domestic broadcaster of the World Cup, SUM was responsible for producing the coverage seen on ESPN and ABC Sports in the United States. But SUM's involvement didn't end there. FIFA chose SUM to be the host broadcaster of the 2003 Women's World Cup as well, which means the company was responsible for producing the basic world feed for every game and sending it to domestic broadcasters around the globe. SUM also has the English-language broadcast rights to World Cup 2006, to be held in Germany, and is the exclusive U.S. promoter and marketing representative for the Mexican National Team.

SEPTEMBER CLUB RECORDS

TEAM	SEPTEMBER GF-GA	PTS
D.C. United	3-1-1	7-4 10
San Jose Earthquakes	3-1-0	12-6 9
Colorado Rapids	2-0-1	3-1 7
New England Revolution	2-1-1	6-5 7
MetroStars	2-2-1	5-6 7
Columbus Crew	1-2-1	6-7 4
Chicago Fire	1-1-1	3-3 4
Dallas Burn	1-3-0	3-6 3
Los Angeles Galaxy	1-3-0	7-10 3
Kansas City Wizards	1-3-0	4-8 3

MLS STANDINGS – Sunday, September 28, 2003

Eastern Conference							
TEAM	GP	W	L	T	PTS	GF	GA
Chicago Fire	25	12	6	7	43	42	33
MetroStars	26	10	8	8	38	35	33
D.C. United	26	10	9	7	37	34	30
New England Revolution	26	8	9	9	33	43	43
Columbus Crew	26	8	11	7	31	34	37
Western Conference							
TEAM	GP	W	L	T	PTS	GF	GA
San Jose Earthquakes	26	14	5	7	49	44	29
Colorado Rapids	25	11	9	5	38	31	32
Kansas City Wizards	26	8	10	8	32	40	40
Los Angeles Galaxy	26	8	10	8	32	30	30
Dallas Burn	26	5	17	4	19	30	56

2003 MLS SEASON IN REVIEW - OCTOBER

FULL STEAM AHEAD

In a stretch run eerily reminiscent of the run they made last season, the New England Revolution drove their way into the MLS Cup Playoffs as the second seed in the Eastern Conference with five straight victories, including an undefeated October. In four games during the final month of the season, the Revolution scored 12 goals while allowing four, with rookie forward Pat Noonan leading the way with five tallies. Noonan, not to be outdone by fellow rookie Damani Ralph of the Chicago Fire, finished the season with ten goals and 27 points on the year, just one behind Ralph in each category. Eight of Noonan's ten goals have come since the beginning of September, and his scoring touch may have been the difference for New England at the end of the season.

After injuries ended the season for fellow forwards Chris Brown and Taylor Twellman, Noonan stepped in and showed how deep the New England roster is. After netting a double to do in the MetroStars in September, Noonan came back in October to wreak havoc in the MetroStars defensive third yet again, scoring the eventual game-winner in a 2-1 Revolution victory on Oct. 18 and bagging his first career hat trick on the final day of the season in a 5-2 New England blowout at Gillette Stadium in Foxboro.

Elsewhere in the East, Chicago wrapped up its first Supporters Shield on Oct. 18 with a 4-3 victory over the Colorado Rapids. With the Lamar Hunt U.S. Open Cup title already in hand, the Fire have a chance to complete the triple with an MLS Cup victory.

In the Western Conference, the Kansas City Wizards continued their surprising push into the playoffs by winning three and tying one out of four games in October. The undefeated final month comes as a bit of a shock after the Wizards suffered through all of August and most of September without a win, but Kansas City fans are happy their team regained its early season form in time for the postseason.

DONOVAN MAKES HISTORY

San Jose Earthquakes and U.S. Men's National Team player Landon Donovan was named the 2003 Honda Player of the Year for his play with the U.S. National Team this year. Donovan is the first player to win the award two years in a row and just the second to win the award twice, joining Eric Wynalda in that elite club. The media honored Donovan with the Honda award as a result of his play in the CONCACAF Gold Cup, FIFA Confederations Cup and international exhibitions this year. Donovan led the U.S. team with seven goals for the year and he also had five assists.

In the Gold Cup, Donovan helped the U.S. to third place. The 21-year-old turned in the best performance of the competition against Cuba on July 19, when he scored four goals in a 5-1 rout.

FIRE TAKE OPEN CUP FOR THIRD TIME

Damani Ralph scored the only goal of the game as the Chicago Fire defeated the MetroStars, 1-0, to win its third Lamar Hunt U.S. Open Cup in six years on Oct. 15. Already the first MLS team to win multiple Open Cup titles, the Fire this year became the first MLS team to win the Cup away from home by defeating the MetroStars at Giants Stadium. The game started out as a physical battle in the midfield, with neither 'keeper seeing much action. Clint Mathis registered the only shot on goal of the first half with a shot from 20 yards out that caught his toe and rolled harmlessly into the arms of Chicago 'keeper Zach Thornton. The second half was much of the same, despite the fact that Chicago came out on the attack. The Fire struggled to break down the Metro defense, and finally broke through in the 68th minute. Evan Whitfield received the ball near the right corner, and after Edgar Bartolomeu slipped, Whitfield carried the ball into the box, where he found Ralph wide open. Ralph finished the ball with a one-touch blast into the back of the net, and Thornton made the lead stand up by snaring an 80th-minute Amado Guevara header off the line.

OCTOBER CLUB RECORDS

TEAM	OCTOBER	GF-GA	PTS
New England Revolution	4-0-0	12-4	12
Kansas City Wizards	3-0-1	8-4	10
Chicago Fire	3-1-1	11-10	10
Columbus Crew	2-1-1	10-7	7
Los Angeles Galaxy	1-2-1	5-5	4
Dallas Burn	1-2-1	5-8	4
MetroStars	1-2-1	4-7	4
Colorado Rapids	0-3-2	9-13	2
D.C. United	0-2-2	4-6	2
San Jose Earthquakes	0-2-2	1-6	2

FINAL MLS STANDINGS – Sunday, Oct. 26, 2003

Eastern Conference

TEAM	GP	W	L	T	PTS	GF	GA
Y -Chicago Fire	30	15	7	8	53	53	43
2-New England Revolution	30	12	9	9	45	55	47
3-MetroStars	30	11	10	9	42	40	40
4-D.C. United	30	10	11	9	39	38	36
#-Columbus Crew	30	10	12	8	38	44	44

Western Conference

TEAM	GP	W	L	T	PTS	GF	GA
Y-San Jose Earthquakes	30	14	7	9	51	45	35
2-Kansas City Wizards	30	11	10	9	42	48	44
3-Colorado Rapids	30	11	12	7	40	40	45
4-Los Angeles Galaxy	30	9	12	9	36	35	35
#-Dallas Burn	30	6	19	5	23	35	64

Y = Conference Champion; X = Clinched playoff berth;
= Eliminated from playoff contention

REPASO DE LA TEMPORADA 2003 DE LA MLS - ABRIL

EL LARGO CAMINO EMPIEZA

La octava temporada de la Major League Soccer empezó el sábado 5 de abril cuando el Los Angeles Galaxy visito al Columbus Crew. La Liga introdujo un Nuevo formato para los playoffs, una serie de ida y vuelta decidida por el marcador global.

El nuevo vio regresar a las veteranas estrellas Earnie Stewart, Frankie Hedjuk y Joe-Max tras sus pasos por Europa. Jaime Moreno y Eddie Pope se mudaron del D.C. United al MetroStars y el defensa coreano Hong Myung-Bo llevo a la MLS a jugar con el Galaxy.

JUGADORES DE LA MLS PLAYERS FORMAN SINDICATO

El sindicato de jugadores de la Major League Soccer fue designada por los jugadores como su representante exclusive para negociaciones. La Liga oficialmente reconoció la unión y el comisionado de la MLS Don Garber sito la creación del sindicato como la forma que la Liga y los jugadores se unan para desarrollar la calidad y presencia del fútbol en los Estados Unidos.

MLS ANUNCIA CONTRATOS TELEVISIVOS

La MLS anuncio un contrato de cuatro anos con Fox Sports World para transmitir a nivel nacional 25 partidos de temporada regular y ocho de los playoffs cada año por FSW y Fox Sports en Español. Fox Sports World incluye MLS Wrap, programa de una hora resumen de toda la acción. La MLS también anuncio el contrato con HDNet para cobertura de alta definición.

RECORD DEL CLUB EN ABRIL

<u>EQUIPO</u>	<u>ABRIL</u>	<u>GF-GC</u>	<u>PTS</u>
San Jose Earthquakes	2-0-1	4-2	7
Columbus Crew	2-1-1	4-3	7
Chicago Fire	1-0-2	4-3	5
Kansas City Wizards	1-1-1	6-6	4
New England Revolution	1-1-1	4-4	4
MetroStars	1-1-1	2-2	4
Los Angeles Galaxy	0-1-3	3-4	3
D.C. United	0-1-2	3-4	2
Dallas Burn	0-1-1	2-3	1
Colorado Rapids	0-1-1	2-3	1

TABLA GENERAL MLS - Sábado, Abril 26, 2002

Conferencia del Este							
<u>EQUIPO</u>	<u>PJ</u>	<u>G</u>	<u>P</u>	<u>E</u>	<u>PTS</u>	<u>GF</u>	<u>GC</u>
Columbus Crew	4	2	1	1	7	4	3
Chicago Fire	3	1	0	2	5	4	3
New England Revolution	3	1	1	1	4	4	4
MetroStars	3	1	1	1	4	2	2
D.C. United	3	0	1	2	2	3	4
Conferencia del Oeste							
<u>EQUIPO</u>	<u>PJ</u>	<u>G</u>	<u>P</u>	<u>E</u>	<u>PTS</u>	<u>GF</u>	<u>GC</u>
San Jose Earthquakes	3	2	0	1	7	4	2
Kansas City Wizards	3	1	1	1	4	6	6
Los Angeles Galaxy	4	0	1	3	3	3	4
Colorado Rapids	2	0	1	1	1	2	3
Dallas Burn	2	0	1	1	1	2	3

REPASO DE LA TEMPORADA 2003 DE LA MLS - MAYO

GOLES DE LOS METROSTARS

Tras un inicio bastante regular el MetroStars llego al primer lugar de la tabla en mayo tras cuatro victorias y un empate en cinco partidos. El delantero Clint Mathis anoto en todo los partidos durante el mes cuando el MetroStars anoto más goles que sus rivales 8-3 y el arquero Tim Howard registro dos partidos sin permitir gol. E hondureño Amado Guevara, se acostumbro rápido a sus compañeros en su primera temporada en la MLS tomando control en el mediocampo, y nombrado el mejor de la cancha dos veces en mayo.

RIVALIDAD NORTEAMERICANA RENOVADA

La selección nacional de los Estados Unidos, con nomina enteramente de la MLS, empato sin goles con la selección nacional de México el 8 de mayo en el Reliant Stadium de Houston. Casi un año después de eliminar a México del Mundial 2002 en los cuartos de final, EE.UU. dejo sin gol a México por sexta vez en siete partidos. Hubo casi 70,000 fanáticos en Reliant, uno de las concurrencias más grande en a historia de la selección estadounidense.

OTRAS NOTICIAS:

MLS DONA BALONES DE FUTBOL A JOVENES IRAKIS

MLS AYUDA TRAER EL MUNDIAL FEMENINO A LOS ESTADOS UNIDOS

RECORD DEL CLUB EN MAYO

<u>EQUIPO</u>	<u>MAYO</u>	<u>GF-GC</u>	<u>PTS</u>
MetroStars	4-0-1	8-3	13
New England Revolution	3-1-2	11-7	11
Kansas City Wizards	2-0-4	11-8	10
Chicago Fire	2-1-1	8-4	7
San Jose Earthquakes	2-1-1	7-7	7
Columbus Crew	1-2-2	10-10	5
Dallas Burn	1-2-2	6-8	5
Colorado Rapids	1-4-0	2-10	3
D.C. United	0-2-2	3-5	2
Los Angeles Galaxy	0-3-1	2-6	1

TABLA GENERAL MLS - Sábado, Mayo 31, 2002

Conferencia del Este								
<u>EQUIPO</u>	<u>PJ</u>	<u>G</u>	<u>P</u>	<u>E</u>	<u>PTS</u>	<u>GF</u>	<u>GC</u>	<u>-</u>
MetroStars	8	5	1	2	17	10	5	
New England Revolution	9	4	2	3	15	15	11	
Chicago Fire	7	3	1	3	12	12	7	
Columbus Crew	9	3	3	3	12	14	13	
D.C. United	7	0	3	4	4	6	9	
Conferencia del Oeste								
<u>EQUIPO</u>	<u>PJ</u>	<u>G</u>	<u>P</u>	<u>E</u>	<u>PTS</u>	<u>GF</u>	<u>GC</u>	
Kansas City Wizards	9	3	1	5	14	17	14	
San Jose Earthquakes	7	4	1	2	14	11	9	
Dallas Burn	7	1	3	3	6	8	11	
Colorado Rapids	7	1	5	1	4	4	13	
Los Angeles Galaxy	8	0	4	4	4	5	10	

REPASO DE LA TEMPORADA 2003 DE LA MLS - JUNIO

GALAXY ESTRENA NUEVA CASA

Después de dos meses de visitas para arrancar la temporada, el Los Angeles Galaxy recibió al Colorado Rapids el 7 de junio en el primer partido en su nueva casa, estadio diseñado específicamente para el fútbol, The Home Depot Center. La inauguración del Nuevo estadio fue una gran ocasión para el Galaxy, recibiendo sus anillos de campeonato de la Copa MLS 2002 antes del partido y después celebraron su primera victoria de la temporada cuando Carlos Ruiz anotó dos goles en la victoria.

BATALLA ENTRE GOLEADORES

Mientras Ruiz calentaba las cosas en Los Angeles, el resto de goleadores de la MLS mantuvieron sus propios pasos. Taylor Twellman, quien terminó con 23 goles la temporada pasada, no estuvo disponible parte de junio debido a la Copa Confederaciones, pero pudo mantenerse cerca de la punta de la tabla. Preki, quien cumplió 40 años en junio, terminó el mes con siete goles, llevando a Kansas City a la punta de la tabla de la MLS. El líder en la Liga hasta junio fue Ante Razov del Chicago Fire, con nueve goles.

EE.UU. ELIMINADO DE LA COPA

CONFEDERACIONES EN LA PRIMERA RONDA

La selección nacional de los Estados Unidos, mayormente compuesto con jugadores de la MLS, tuvo la mala suerte de quedar en el "Grupo de la Muerte" en la Copa Confederaciones FIFA 2003 en Francia. Cayó frente a Turquía, Brasil y empató con Camerún.

RECORD DEL CLUB EN JUNIO

<u>EQUIPO</u>	<u>JUNIO</u>	<u>GF-GC</u>	<u>PTS</u>
Los Angeles Galaxy	3-1-2	10-5	11
Chicago Fire	3-2-0	11-10	9
D.C. United	2-1-2	6-4	8
San Jose Earthquakes	2-1-2	5-4	8
Kansas City Wizards	2-1-1	7-5	7
Columbus Crew	2-2-0	5-5	6
Colorado Rapids	1-3-2	9-11	5
New England Revolution	1-1-1	5-7	4
MetroStars	1-3-0	5-7	3
Dallas Burn	1-3-0	5-10	3

TABLA GENERAL: MLS - Sábado, Junio 28, 2003

Conferencia del Este								
<u>EQUIPO</u>	<u>PJ</u>	<u>G</u>	<u>P</u>	<u>E</u>	<u>PTS</u>	<u>GF</u>	<u>GC</u>	<u>-</u>
Chicago Fire	12	6	3	3	21	23	17	
MetroStars	12	6	4	2	20	15	12	
New England Revolution	12	5	3	4	19	20	18	
Columbus Crew	13	5	5	3	18	19	18	
D.C. United	12	2	4	6	12	12	13	
Conferencia del Oeste								
<u>EQUIPO</u>	<u>PJ</u>	<u>G</u>	<u>P</u>	<u>E</u>	<u>PTS</u>	<u>GF</u>	<u>GC</u>	<u>-</u>
San Jose Earthquakes	12	6	2	4	22	16	13	
Kansas City Wizards	13	5	2	6	21	24	19	
Los Angeles Galaxy	14	3	5	6	15	15	15	
Dallas Burn	11	2	6	3	9	13	21	
Colorado Rapids	13	2	8	3	9	13	24	

REPASO DE LA TEMPORADA 2003 DE LA MLS – JULIO

HOWARD CRUZA EL ATLANTICO

Tim Howard, Arquero del Año 2001 de la MLS fue transferido a mediados de Julio al Manchester United de la Liga Premier Inglesa. Howard es dueño de la marca de mejor porcentaje ganador de un arquero con el MetroStars, firmado por el club en 1998 como parte del programa Proyecto-40 de Nike. Para reemplazarlo, el MetroStars firmo a Jonny Walker, quien llevo después de seis años en clubes chilenos, Universidad Católica y Colo Colo.

SPENCER, CHUNG SE ENCARGAN DE COLORADO

John Spencer, el delantero escocés y capitán de los Rapids, anoto dos goles y el mediocampista Mark Chung anoto cuatro en el mes de Julio. Colorado sorprendió a sus rivales, sin perder en el mes. Más de 60,000 fanáticos presenciaron el partido del 4 de julio en Invesco Field en Denver.

ESTADOS UNIDOS TOMA LA BRONZE EN LA COPA ORO

La selección nacional de los Estados Unidos estuvo una vez más en acción en Julio, quedando en tercer lugar de la Copa de Oro de la CONCACAF en 2003. Los estadounidenses controlaron su grupo con victorias sobre El Salvador y Martinica y después contra Cuba en los cuartos de final.

OTRAS NOTICIAS:

MLS Y LA ASOCIACION NACIONAL DE ENTRENADORES (NSCA) SE UNEN

RECORD DEL CLUB EN JULIO

<u>EQUIPO</u>	<u>JULIO</u>	<u>GF-GC</u>	<u>PTS</u>
Colorado Rapids	4-0-0	7-2	12
D.C. United	3-0-2	12-9	11
MetroStars	2-1-2	12-9	8
San Jose Earthquakes	2-1-2	9-7	8
Chicago Fire	2-1-1	6-3	7
Kansas City Wizards	2-2-0	8-6	6
Los Angeles Galaxy	1-1-1	4-4	4
Dallas Burn	1-4-1	5-14	4
New England Revolution	0-3-3	10-15	3
Columbus Crew	0-2-2	2-4	2

TABLA GENERAL MLS - Miércoles, Julio 30, 2003

Conferencia del Este								
<u>EQUIPO</u>	<u>PJ</u>	<u>G</u>	<u>P</u>	<u>E</u>	<u>PTS</u>	<u>GF</u>	<u>GC</u>	
Chicago Fire	16	8	4	4	28	29	20	
MetroStars	17	8	5	4	28	27	23	
New England Revolution	18	5	6	7	22	30	33	
D.C. United	17	5	6	6	21	24	22	
Columbus Crew	17	5	7	5	20	21	22	
Conferencia del Oeste								
<u>EQUIPO</u>	<u>PJ</u>	<u>G</u>	<u>P</u>	<u>E</u>	<u>PTS</u>	<u>GF</u>	<u>GC</u>	
San Jose Earthquakes	17	8	3	6	30	25	20	
Kansas City Wizards	17	7	4	6	27	32	25	
Colorado Rapids	17	6	8	3	21	20	26	
Los Angeles Galaxy	17	4	6	7	19	19	19	
Dallas Burn	17	3	10	4	13	18	35	

REPASO DE LA TEMPORADA 2003 DE LA MLS - AGOSTO

LAS ESTRELLAS APARECEN EN LOS ANGELES

El octavo Partido de las Estrellas de la MLS unió a los mejores de la Liga. Para crear más competencia, la Liga enfrento sus mejores al club Chivas de Guadalajara. El dueño de las Chivas Jorge Vergara ha expresado su interés en tener un club en la MLS. MLS ganó 3-1 con goles de Ante Razov, Landon Donovan y Carlos Ruiz.

MLS LAMENTA LA MUERTE DE CLIVE CHARLES

Clive Charles, pionero del Fútbol estadounidense, murió el 25 de agosto, 2003, tras una larga batalla con cáncer en la próstata. De 51 años, Charles fue nombrado asistente de la selección nacional en 1995 y trabajo junto a Steve Sampson en el Mundial 1998 en Francia.

MLS JUEGA EN LA U.S. OPEN CUP

Ocho equipos de la MLS entraron a participar en la cuarta ronda del Lamar Hunt U.S. Open Cup, uno de los torneos más viejos en el mundo. Durante el mes de agosto, D.C. United, MetroStars, Chicago y el Galaxy avanzaron.

EL 'PESCADITO' ES LIDER DEL LAGO

El delantero del Los Angeles Galaxy Carlos Ruiz recibió los honores como el Jugador del Mes tras anotar cinco goles y registrar una asistencia en cinco partidos.

RECORD DEL CLUB EN AGOSTO

<u>EQUIPO</u>	<u>AGOSTO</u>	<u>GF-GC</u>	<u>PTS</u>
Chicago Fire	3-1-2	10-10	11
San Jose Earthquakes	3-1-1	7-3	10
Colorado Rapids	3-1-1	8-5	10
Los Angeles Galaxy	3-1-1	8-5	10
Columbus Crew	2-2-1	7-8	7
D.C. United	2-2-0	3-4	6
New England Revolution	1-2-1	7-9	4
MetroStars	0-1-3	3-4	3
Dallas Burn	1-4-0	5-11	3
Kansas City Wizards	0-3-2	4-7	2

TABLA GENERAL MLS - Sábado, Agosto 30, 2003

Conferencia del Este							
<u>EQUIPO</u>	<u>PJ</u>	<u>G</u>	<u>P</u>	<u>E</u>	<u>PTS</u>	<u>GF</u>	<u>GC</u>

Chicago Fire	22	11	5	6	39	39	30
MetroStars	21	8	6	7	31	30	27
D.C. United	21	7	8	6	27	27	26
New England Revolution	22	6	8	8	26	37	38
Columbus Crew	21	6	9	6	24	27	30

Conferencia del Oeste							
<u>EQUIPO</u>	<u>PJ</u>	<u>G</u>	<u>P</u>	<u>E</u>	<u>PTS</u>	<u>GF</u>	<u>GC</u>

San Jose Earthquakes	22	11	4	7	40	32	23
Colorado Rapids	22	9	9	4	31	28	31
Kansas City Wizards	21	7	6	8	29	36	31
Los Angeles Galaxy	22	7	7	8	29	27	24
Dallas Burn	22	4	14	4	16	23	46

REPASO DE LA TEMPORADA 2003 DE LA MLS – SEPTIEMBRE

UNITED SUFRE

Con menos de dos goles en su temporada regular, D.C. United sufrió dos lesiones que pudieron afectar el desenvolvimiento del club. El 25 de septiembre en Giants Stadium el arquero Nick Rimando cayó mal. Sufrió una rotura en su rodilla izquierda. La lesión llegó cuando Rimando le quedaban unos 50 minutos del record de tiempo consecutiva jugado por un arquero.

En el próximo partido, también contra el MetroStars el 28 de septiembre, el mediocampista Ben Olsen cayó con una lesión MCL en su rodilla izquierda. También estará fuera de acción durante los playoffs.

WIZARDS LE PONE FIN A MALA RACHA

El Kansas City Wizards derrotó al L.A. Galaxy en el HDC el 27 de septiembre para ponerle fin a dos meses de derrotas (siete derrotas y dos empates). El mediocampista Chris Klein y sus dos goles contra el Galaxy le dio vuelta al club, confirmando el paso a los playoffs.

MLS LE DA LA BIENVENIDA A KROENKE

Kroenke Sports Enterprises se convirtió en el cuarto inversionista de la MLS el 23 de septiembre cuando le compro el Colorado Rapids al Anschutz Entertainment Group. KSE anuncio planes de construir un estadio de Fútbol en Denver para el 2006.

KSE, liderado por Stan Kroenke, ha estado presente en los deportes en Denver por varios años. También son dueños de NBA Denver Nuggets, NHL Colorado Avalanche y NLL Colorado Mammoth.

OTRAS NOTICIAS:

SUM SE ENCARGA DE TRANSMITIR MUNDIAL FEMENINO AL MUNDO

FIRE REGRESAN A LA FINAL DEL US OPEN CUP

RECORD DEL CLUB EN SEPTIEMBRE

EQUIPO	SEPTIEMBRE	GF-GC	PTS
D.C. United	3-1-1	7-4	10
San Jose Earthquakes	3-1-0	12-6	9
Colorado Rapids	2-0-1	3-1	7
New England Revolution	2-1-1	6-5	7
MetroStars	2-2-1	5-6	7
Columbus Crew	1-2-1	6-7	4
Chicago Fire	1-1-1	3-3	4
Dallas Burn	1-3-0	3-6	3
Los Angeles Galaxy	1-3-0	7-10	3
Kansas City Wizards	1-3-0	4-8	3

TABLA GENERAL MLS – Domingo, Sep. 28, 2002

Conferencia del Este							
EQUIPO	PJ	G	P	E	PTS	GF	GC
Chicago Fire	25	12	6	7	43	42	33
MetroStars	26	10	8	8	38	35	33
D.C. United	26	10	9	7	37	34	30
New England Revolution	26	8	9	9	33	43	43
Columbus Crew	26	8	11	7	31	34	37
Conferencia del Oeste							
EQUIPO	PJ	G	P	E	PTS	GF	GC
San Jose Earthquakes	26	14	5	7	49	44	29
Colorado Rapids	25	11	9	5	38	31	32
Kansas City Wizards	26	8	10	8	32	40	40
Los Angeles Galaxy	26	8	10	8	32	30	30
Dallas Burn	26	5	17	4	19	30	56

REPASO DE LA TEMPORADA 2003 DE LA MLS - OCTUBRE

HACIA ADELANTE

Parecido al 2002, el New England Revolution clasificaron a los playoffs como el segundo mejor de su conferencia con cinco victorias consecutivas, incluyendo un mes de octubre sin perder. También en el este, Chicago, con el título de U.S. Open Cup bajo el brazo, se aseguró el título al mejor record de la Liga el 18 de octubre al derrotar 4-3 al Colorado Rapids. En el oeste, Kansas City Wizards continuó su racha con tres victorias y un empate en cuatro partidos en octubre.

DONOVAN HACE HISTORIA

La estrella del San Jose Earthquakes y selección de los Estados Unidos Landon Donovan fue nombrado el Jugador del Año Honda 2003, convirtiéndose en el primer jugador en ganar el premio dos años consecutivos. El reconocimiento llegó debido a su participación en la Copa de Oro, la Copa Confederación y amistosos.

FIRE SE CORONA CAMPEON DEL U.S. OPEN CUP POR TERCERA VEZ

Damani Ralph anotó el único gol para el Chicago Fire para derrotar 1-0 al MetroStars y ganar su tercer campeonato Lamar Hunt U.S. Open Cup en seis años. El único equipo de la MLS en ganar más de un título Open Cup, el Fire este año se convirtió el equipo de la MLS team en ganar la Cup fuera de casa al derrotar al MetroStars en el Giants Stadium.

REGRESANDO A CASA

El Chicago Fire regresó a casa el 10 de octubre después de dos años fuera del Soldier Field. El Fire estuvo jugando en North Central College's Cardinal Stadium en Naperville, Ill. desde principios de la temporada 2002 dada la renovación a Soldier. Los fanáticos, casi 30,000, llegaron el 18 de octubre para la reinauguración.

JOVENES ESTADOUNIDENSES CONVOCADOS

En preparación a los olimpiadas 2004 en Atenas, Grecia, la selección estadounidense sub-23 derrotó 1-0 a la selección mayor de Haití el 15 de octubre. El gol llegó por medio de Edson Buddle (Crew).

RECORD DEL CLUB EN OCTUBRE

EQUIPO	OCTUBRE	GF-GC	PTS
Chicago Fire	3-0-1	9-4	10
New England Revolution	3-0-0	7-2	9
Kansas City Wizards	3-0-0	7-3	9
MetroStars	1-1-1	3-2	4
Columbus Crew	1-1-1	4-5	4
Los Angeles Galaxy	1-2-0	4-4	3
Colorado Rapids	0-2-2	6-9	2
D.C. United	0-2-1	3-5	1
Dallas Burn	0-2-1	1-5	1
San Jose Earthquakes	0-2-1	0-5	1

FINAL-TABLA GENERAL MLS - Domingo, Oct. 26

Conferencia del Este							
EQUIPO	PJ	G	P	E	PTS	GF	GC
Y -Chicago Fire	30	15	7	8	53	53	43
2-New England Revolution	30	12	9	9	45	55	47
3-MetroStars	30	11	10	9	42	40	40
4-D.C. United	30	10	11	9	39	38	36
z-Columbus Crew	30	10	12	8	38	44	44

Conferencia del Oeste							
EQUIPO	PJ	G	P	E	PTS	GF	GC
Y-San Jose Earthquakes	30	14	7	9	51	45	35
2-Kansas City Wizards	30	11	10	9	42	48	44
3-Colorado Rapids	30	11	12	7	40	40	45
4-Los Angeles Galaxy	30	9	12	9	36	35	35
z-Dallas Burn	30	6	19	5	23	35	64

Y = Campeón de la Conferencia; z = Eliminados de participación en los playoffs

2003 FINAL MLS REGULAR SEASON STANDINGS

Eastern Conference										
	GP	W	L	T	PTS	GF	GA	STREAKS	LAST 10	
Chicago Fire	30	15	7	8	53	53	43	Lost 1	5-3-2	
New England Revolution	30	12	9	9	45	55	47	Won 5	7-2-1	
MetroStars	30	11	10	9	42	40	40	Lost 2	3-5-2	
D.C. United	30	10	11	9	39	38	36	Tied 1	3-4-3	
Columbus Crew	30	10	12	8	38	44	44	Won 2	5-3-2	

Western Conference										
	GP	W	L	T	PTS	GF	GA	STREAKS	LAST 10	
San Jose Earthquakes	30	14	7	9	51	45	35	Tied 1	4-4-2	
Kansas City Wizards	30	11	10	9	42	48	44	Tied 1	4-4-2	
Colorado Rapids	30	11	12	7	40	40	45	Lost 2	3-3-4	
Los Angeles Galaxy	30	9	12	9	36	35	35	Tied 1	4-5-1	
Dallas Burn	30	6	19	5	23	35	64	Won 1	2-7-1	

BUDWEISER SCORING LEADERS

PLAYER	TEAM	GP	GOALS	ASTS	PTS
Preki	KC	30	12	17	41
Carlos Ruiz	LA	26	15	5	35
Ante Razov	CHI	26	14	6	34
Taylor Twellman	NE	22	15	4	34
John Spencer	COL	27	14	5	33
Landon Donovan	SJ	22	12	6	30
Mark Chung	COL	29	11	6	28
Damani Ralph	CHI	25	11	6	28
Brian McBride	CLB	24	12	3	27
Pat Noonan	NE	28	10	7	27

GOALKEEPING LEADERS (Minimum: 1000 minutes played)

PLAYER	TEAM	GP	MIN	SHTS	SVS	C/P	GA	GAA	W-L-T	SHO
Jonny Walker	MET	14	1325	69	55	44	14	0.95	4-5-5	4
Pat Onstad	SJ	27	2510	132	103	117	29	1.04	14-5-8	9
Nick Rimando	DC	25	2318	129	100	71	29	1.13	10-9-6	7
Kevin Hartman	LA	30	2796	184	149	81	35	1.13	9-12-9	3
Zach Thornton	CHI	30	2728	160	123	82	37	1.22	15-6-8	8
Tim Howard	MET	13	1222	92	74	65	18	1.33	6-3-4	3
Adin Brown	NE	25	2347	132	95	115	37	1.42	11-6-8	4
Tony Meola	KC	30	2789	165	121	82	44	1.42	11-10-9	4
Jon Busch	CLB	24	2194	139	104	88	35	1.44	9-8-6	4
Scott Garlick	COL	26	2346	121	83	97	38	1.46	11-10-5	9

TEAM ATTENDANCE REPORT

	HOME GAMES			ROAD GAMES		
	DATES	TOTAL	AVERAGE	DATES	TOTAL	AVERAGE
Chicago Fire	15	210,080	14,005	15	213,494	14,233
Colorado Rapids	15	251,578	16,772	15	205,612	13,707
Columbus Crew	15	243,756	16,250	15	233,704	15,580
Dallas Burn	15	118,585	7,906	15	209,928	13,995
D.C. United	15	233,476	15,565	15	230,874	15,392
Kansas City Wizards	15	233,594	15,573	15	269,478	17,965
Los Angeles Galaxy	15	329,752	21,983	15	209,091	13,939
MetroStars	15	237,326	15,822	15	216,485	14,432
New England Revolution	15	219,611	14,641	15	209,503	13,967
San Jose Earthquakes	15	156,989	10,466	15	236,578	15,772
MLS Totals	150	2,234,747	14,898	150	2,234,747	14,898

GOAL-SCORING TOTALS

TEAM	OVERALL	GOALS FOR		GOALS AGAINST	
	RECORD	TOTAL	AVG	TOTAL	AVG
New England Revolution	12-9-9	55	1.83	47	1.57 (9th)
Chicago Fire	15-7-8	53	1.77	43	1.43 (5th)
Kansas City Wizards	11-10-9	48	1.60	44	1.47 (6th)
San Jose Earthquakes	14-7-9	45	1.50	35	1.17 (1st)
Columbus Crew	10-12-8	44	1.47	44	1.47 (6th)
Colorado Rapids	11-12-7	40	1.33	45	1.50 (8th)
MetroStars	11-10-9	40	1.33	40	1.33 (4th)
D.C. United	10-11-9	38	1.27	36	1.20 (3d)
Dallas Burn	6-19-5	35	1.17	64	2.13 (10th)
Los Angeles Galaxy	9-12-9	35	1.17	35	1.17 (1st)
		433	2.89	goals per game	

POINTS PER GAME

PLAYER	TEAM	GP	GOALS	ASTS	PTS	AVG
Taylor Twellman	NE	22	15	4	34	1.55
Preki	KC	30	12	17	41	1.37
Landon Donovan	SJ	22	12	6	30	1.36
Carlos Ruiz	LA	26	15	5	35	1.35
Ante Razov	CHI	26	14	6	34	1.31
John Spencer	COL	27	14	5	33	1.22
Edson Buddle	CLB	21	10	4	24	1.14
Brian McBride	CLB	24	12	3	27	1.13
Damani Ralph	CHI	25	11	6	28	1.12
Dwayne De Rosario	SJ	11	4	3	11	1.00

Minimum: 10 points

GOALS

PLAYER	TEAM	GP	GOALS
Carlos Ruiz	LA	26	15
Taylor Twellman	NE	22	15
Ante Razov	CHI	26	14
John Spencer	COL	27	14
Landon Donovan	SJ	22	12
Brian McBride	CLB	24	12
Preki	KC	30	12

ASSISTS

PLAYER	TEAM	GP	ASTS
Preki	KC	30	17
Mark Lisi	MET	24	11
Amado Guevara	MET	25	10
Brian Mullan	SJ	30	9
Chris Carrieri	COL	30	8
Cobi Jones	LA	28	8

SHOTS

PLAYER	TEAM	GP	SHOTS
Ante Razov	CHI	26	119
Preki	KC	30	92
Damani Ralph	CHI	25	91
Taylor Twellman	NE	22	90

SHOTS ON GOAL

PLAYER	TEAM	GP	SOG
Ante Razov	CHI	26	67
Carlos Ruiz	LA	26	51
Taylor Twellman	NE	22	47

GAME-WINNING GOALS

PLAYER	TEAM	GP	GWG
Landon Donovan	SJ	22	5
Carlos Ruiz	LA	26	5
John Spencer	COL	27	5
Brian McBride	CLB	24	4
Ben Olsen	DC	26	4
Damani Ralph	CHI	25	4
Ante Razov	CHI	26	4

GAME-WINNING ASSISTS

PLAYER	TEAM	GP	GWA
Preki	KC	30	5
Chris Carrieri	COL	30	4
Amado Guevara	MET	25	4

HAT TRICKS

PLAYER	TEAM	GP	HATS
Chris Brown	NE*	21	1
Dwayne De Rosario	SJ	11	1
Landon Donovan	SJ	22	1
Pat Noonan	NE	28	1

MULTI-GOAL GAMES

PLAYER	TEAM	GP	GAMES
Landon Donovan	SJ	22	3
Ante Razov	CHI	26	3
Carlos Ruiz	LA	26	3

6 players tied with 2

BLOCKS

PLAYER	TEAM	GP	BLK
Ezra Hendrickson	DAL*	28	4

8 players tied with 2

FOULS COMMITTED

PLAYER	TEAM	GP	FC
Carlos Ruiz	LA	26	76
Dema Kovalenko	DC	26	67
Shalrie Joseph	NE	28	62
Oscar Pareja	DAL	24	58

FOULS SUFFERED

PLAYER	TEAM	GP	FS
DaMarcus Beasley	CHI	22	96
Carlos Ruiz	LA	26	87
Ben Olsen	DC	26	80
Kyle Martino	CLB	22	79

OFFSIDES

PLAYER	TEAM	GP	OFF
Carlos Ruiz	LA	26	46
Ante Razov	CHI	26	37
Chris Carrieri	COL	30	27
Jeff Cunningham	CLB	21	26
John Spencer	COL	27	24

CORNER KICKS

PLAYER	TEAM	GP	CK
Cobi Jones	LA	28	129
Marco Etcheverry	DC	25	97
Amado Guevara	MET	25	96
Ross Paule	CLB	25	86
Preki	KC	30	84

CAUTIONS

PLAYER	TEAM	GP	CAUT
Carlos Llamasa	NE	24	9
Oscar Pareja	DAL	24	9
Mike Petke	DC	25	9
Carlos Bocanegra	CHI	19	8

8 players tied with 7

EJECTIONS

PLAYER	TEAM	GP	EJECT
<i>37 players tied with 1</i>			

GAMES PLAYED

PLAYER	TEAM	GP
9 players tied with 30		

GAMES STARTED

PLAYER	TEAM	GS
8 players tied with 30		

MINUTES PLAYED

PLAYER	TEAM	MIN
Tony Meola	KC	2797
Kevin Hartman	LA	2796
Todd Dunivant	SJ	2778
Jimmy Conrad	KC	2777
Jim Curtin	CHI	2733

CONSECUTIVE GAMES WITH GOALS

#	PLAYER	TM	START	STOP
6	John Spencer	COL	06/14/2003	07/09/2003
5	Clint Mathis	MET	05/03/2003	05/31/2003
4	Ante Razov	CHI	06/14/2003	06/28/2003
4	Damani Ralph	CHI	06/14/2003	06/28/2003
4	Edson Buddle	CLB	08/09/2003	08/23/2003
4	Taylor Twellman	NE	05/10/2003	05/24/2003

CONSECUTIVE GAMES WITH ASSISTS

#	PLAYER	TM	START	STOP
3	Chris Carrieri	COL	07/04/2003	07/12/2003
3	John Spencer	COL	08/22/2003	09/06/2003
3	Toni Nhleko	DAL	09/13/2003	09/27/2003
3	Hristo Stoitchkov	DC	07/05/2003	07/19/2003
3	Preki	KC	07/04/2003	07/19/2003
3	Cobi Jones	LA	07/30/2003	08/16/2003
3	Amado Guevara	MET	05/10/2003	05/24/2003
3	Mark Lisi	MET	07/02/2003	07/12/2003
3	Amado Guevara	MET	07/02/2003	07/12/2003
3	Mark Lisi	MET	05/10/2003	05/24/2003
3	Mark Lisi*	MET*	09/28/2003	10/25/2003*
3	Richard Mulrooney	SJ	09/13/2003	09/27/2003
3	Ian Russell	SJ	06/14/2003	06/21/2003

* - indicates active streak

CONSECUTIVE GAMES WITH POINTS

#	PLAYER	TM	START	STOP
7	Edson Buddle	CLB	08/09/2003	09/13/2003
6	John Spencer	COL	06/14/2003	07/09/2003
5	Jeff Cunningham	CLB	05/03/2003	05/31/2003
5	John Spencer	COL	08/16/2003	09/13/2003
5	Clint Mathis	MET	05/03/2003	05/31/2003

TEAM TOTALS

TEAM	GP	G	A	SHT	SOG	PG	PA	BK	FC	FS	OFF	CK	C
Chicago Fire	30	53	42	454	200	7	9	5	491	511	98	143	50
Colorado Rapids	30	40	40	384	172	5	6	5	482	409	96	136	52
Columbus Crew	30	44	47	395	179	3	3	5	476	462	88	148	65
Dallas Burn	30	35	34	332	133	4	6	11	509	393	102	130	52
D.C. United	30	38	38	331	148	8	8	3	530	508	67	175	69
Kansas City Wizards	30	48	41	411	180	5	6	8	422	431	84	126	58
Los Angeles Galaxy	30	35	33	367	171	7	8	6	494	468	85	173	52
MetroStars	30	40	35	399	191	4	7	7	498	510	63	146	53
New England Revolution	30	55	51	440	201	2	3	7	458	483	65	158	45
San Jose Earthquakes	30	45	57	377	164	2	2	8	476	409	77	167	53

GOALKEEPER WINS

PLAYER	TEAM	GP	WON
Zach Thornton	CHI	30	15
Pat Onstad	SJ	27	14
Adin Brown	NE	25	11
Scott Garlick	COL	26	11
Tony Meola	KC	30	11

GOALKEEPER LOSSES

PLAYER	TEAM	GP	LOST
D.J. Countess	DAL	24	15
Kevin Hartman	LA	30	12
Scott Garlick	COL	26	10
Tony Meola	KC	30	10
Nick Rimando	DC	25	9

GOALKEEPER MINUTES PLAYED IN GOAL

PLAYER	TEAM	MIN
Kevin Hartman	LA	2796
Tony Meola	KC	2789
Zach Thornton	CHI	2728
Pat Onstad	SJ	2510
Adin Brown	NE	2347
Scott Garlick	COL	2346

GOALKEEPER SAVES

PLAYER	TEAM	GP	SVS
Kevin Hartman	LA	30	149
Zach Thornton	CHI	30	123
Tony Meola	KC	30	121
D.J. Countess	DAL	24	115

GOALKEEPER CATCHES & PUNCHES

PLAYER	TEAM	GP	C/P
Pat Onstad	SJ	27	117
Adin Brown	NE	25	115
Scott Garlick	COL	26	97
Jon Busch	CLB	24	88
D.J. Countess	DAL	24	88

GOALKEEPER SHUTOUTS

PLAYER	TEAM	GP	SHO
Scott Garlick	COL	26	9
Pat Onstad	SJ	27	9
Zach Thornton	CHI	30	8
Nick Rimando	DC	25	7
4 players tied with 4			

TEAM RANKS

TEAM	G	A	SHT	SOG	BLK	FC	FS	OFF	CK	C
Chicago Fire	2	4	1	2	7	5	1	2	7	9
Colorado Rapids	6	6	6	6	7	6	8	3	8	6
Columbus Crew	5	3	5	5	7	7	6	4	5	2
Dallas Burn	9	9	9	10	1	2	10	1	9	6
D.C. United	8	7	10	9	10	1	3	8	1	1
Kansas City Wizards	3	5	3	4	2	10	7	6	10	3
Los Angeles Galaxy	9	10	8	7	6	4	5	5	2	6
MetroStars	6	8	4	3	4	3	2	10	6	4
New England Revolution	1	2	2	1	4	9	4	9	4	10
San Jose Earthquakes	4	1	7	8	2	7	8	7	3	4

OVERALL RECORDS

TEAM	W	L	T	PCT
Chicago Fire	15	7	8	.633
San Jose Earthquakes	14	7	9	.617
New England Revolution	12	9	9	.550
MetroStars	11	10	9	.517
Kansas City Wizards	11	10	9	.517
Colorado Rapids	11	12	7	.483
D.C. United	10	11	9	.483
Columbus Crew	10	12	8	.467
Los Angeles Galaxy	9	12	9	.450
Dallas Burn	6	19	5	.283

HOME RECORDS

TEAM	W	L	T	PCT
Chicago Fire	10	1	4	.800
Los Angeles Galaxy	9	3	3	.700
Colorado Rapids	8	2	5	.700
Kansas City Wizards	8	4	3	.633
New England Revolution	7	4	4	.600
San Jose Earthquakes	7	4	4	.600
Columbus Crew	6	3	6	.600
D.C. United	6	3	6	.600
MetroStars	5	6	4	.467
Dallas Burn	5	8	2	.400

ROAD RECORDS

TEAM	W	L	T	PCT
San Jose Earthquakes	7	3	5	.633
MetroStars	6	4	5	.567
New England Revolution	5	5	5	.500
Chicago Fire	5	6	4	.467
Kansas City Wizards	3	6	6	.400
D.C. United	4	8	3	.367
Columbus Crew	4	9	2	.333
Colorado Rapids	3	10	2	.267
Los Angeles Galaxy	0	9	6	.200
Dallas Burn	1	11	3	.167

OVERALL WIN-LOSS BREAKDOWN

TEAM	HOME				ROAD				HOME		ROAD	
	W	L	T	PCT	W	L	T	PCT	GF	GA	GF	GA
Chicago Fire	10	1	4	.800	5	6	4	.467	31	12	22	31
Colorado Rapids	8	2	5	.700	3	10	2	.267	21	13	19	32
Columbus Crew	6	3	6	.600	4	9	2	.333	24	15	20	29
Dallas Burn	5	8	2	.400	1	11	3	.167	24	31	11	33
D.C. United	6	3	6	.600	4	8	3	.367	20	14	18	22
Kansas City Wizards	8	4	3	.633	3	6	6	.400	32	25	16	19
Los Angeles Galaxy	9	3	3	.700	0	9	6	.200	25	14	10	21
MetroStars	5	6	4	.467	6	4	5	.567	17	19	23	21
New England Revolution	7	4	4	.600	5	5	5	.500	32	23	23	24
San Jose Earthquakes	7	4	4	.600	7	3	5	.633	22	19	23	16

TEAM vs TEAM RECORDS

TEAM	vs	vs	vs	vs	vs	vs	vs	vs	vs	vs
	CHI	COL	CLB	DAL	DC	KC	LA	MET	NE	SJ
Chicago Fire	---	2-0-1	1-1-2	1-1-0	1-2-1	2-1-0	3-0-0	3-0-1	1-2-1	1-0-2
Colorado Rapids	0-2-1	---	1-1-0	2-2-0	0-1-2	2-1-1	2-1-1	1-2-0	1-1-1	2-1-1
Columbus Crew	1-1-2	1-1-0	---	2-0-1	2-1-1	1-1-1	0-2-1	1-2-1	1-2-1	1-2-0
Dallas Burn	1-1-0	2-2-0	0-2-1	---	1-1-1	1-3-0	0-2-2	0-2-1	1-2-0	0-4-0
D.C. United	2-1-1	1-0-2	1-2-1	1-1-1	---	0-1-2	1-1-0	1-2-1	2-1-1	1-2-0
Kansas City Wizards	1-2-0	1-2-1	1-1-1	3-1-0	1-0-2	---	3-1-0	1-1-1	0-0-2	0-2-2
Los Angeles Galaxy	0-3-0	1-2-1	2-0-1	2-0-2	1-1-0	1-3-0	---	0-1-2	1-1-1	1-1-2
MetroStars	0-3-1	2-1-0	2-1-1	2-0-1	2-1-1	1-1-1	1-0-2	---	0-3-1	1-0-1
New England Revolution	2-1-1	1-1-1	2-1-1	2-1-0	1-2-1	0-0-2	1-1-1	3-0-1	---	0-2-1
San Jose Earthquakes	0-1-2	1-2-1	2-1-0	4-0-0	2-1-0	2-0-2	1-1-2	0-1-1	2-0-1	---

TEAM vs TEAM AGGREGATE GOALS

TEAM	vs CHI	vs COL	vs CLB	vs DAL	vs DC	vs KC	vs LA	vs MET	vs NE	vs SJ
Chicago Fire	---	9-4	7-9	4-3	4-5	7-6	5-0	8-5	5-10	4-1
Colorado Rapids	4-9	---	2-3	8-8	1-2	8-8	4-4	2-4	6-4	5-3
Columbus Crew	9-7	3-2	---	5-3	7-6	3-3	3-6	2-3	7-8	5-6
Dallas Burn	3-4	8-8	3-5	---	4-5	5-11	3-7	2-4	4-7	3-13
D.C. United	5-4	2-1	6-7	5-4	---	4-5	2-2	5-5	6-4	3-4
Kansas City Wizards	6-7	8-8	3-3	11-5	5-4	---	7-5	3-3	3-3	2-6
Los Angeles Galaxy	0-5	4-4	6-3	7-3	2-2	5-7	---	2-3	4-5	5-3
MetroStars	5-8	4-2	3-2	4-2	5-5	3-3	3-2	---	7-12	6-4
New England Revolution	10-5	4-6	8-7	7-4	4-6	3-3	5-4	12-7	---	2-5
San Jose Earthquakes	1-4	3-5	6-5	13-3	4-3	6-2	3-5	4-6	5-2	---

TEAM GOALS SCORED INTERVALS

TEAM	GP	G	1-15	16-30	31-45	46-60	61-75	76-90	OT
New England Revolution	30	55	6	3	12	11	9	12	2
Chicago Fire	30	53	9	4	10	9	11	9	1
Kansas City Wizards	30	48	9	8	6	5	8	10	2
San Jose Earthquakes	30	45	5	8	8	10	3	11	0
Columbus Crew	30	44	2	5	11	9	7	9	1
Colorado Rapids	30	40	3	9	6	8	4	9	1
MetroStars	30	40	1	5	5	8	7	11	3
D.C. United	30	38	8	2	11	3	2	12	0
Los Angeles Galaxy	30	35	3	6	3	8	9	4	2
Dallas Burn	30	35	8	8	6	3	7	3	0

TEAM GOALS ALLOWED INTERVALS

TEAM	GP	G	1-15	16-30	31-45	46-60	61-75	76-90	OT
San Jose Earthquakes	30	35	6	5	6	7	4	7	0
Los Angeles Galaxy	30	35	5	3	3	7	6	10	1
D.C. United	30	36	4	10	5	3	5	4	5
MetroStars	30	40	8	5	11	2	8	5	1
Chicago Fire	30	43	4	5	10	8	6	10	0
Kansas City Wizards	30	44	3	5	8	12	9	7	0
Columbus Crew	30	44	3	2	7	9	7	13	3
Colorado Rapids	30	45	7	7	9	6	6	10	0
New England Revolution	30	47	6	5	10	6	10	9	1
Dallas Burn	30	64	8	11	9	14	6	15	1

HOME GOAL-SCORING TOTALS

TEAM	W	L	T	GF	AVG	GA	AVG
New England Revolution	7	4	4	32	2.13	23	1.53
Kansas City Wizards	8	4	3	32	2.13	25	1.67
Chicago Fire	10	1	4	31	2.07	12	0.80
Los Angeles Galaxy	9	3	3	25	1.67	14	0.93
Dallas Burn	5	8	2	24	1.60	31	2.07
Columbus Crew	6	3	6	24	1.60	15	1.00
San Jose Earthquakes	7	4	4	22	1.47	19	1.27
Colorado Rapids	8	2	5	21	1.40	13	0.87
D.C. United	6	3	6	20	1.33	14	0.93
MetroStars	5	6	4	17	1.13	19	1.27

ROAD GOAL-SCORING TOTALS

TEAM	W	L	T	GF	AVG	GA	AVG
New England Revolution	5	5	5	23	1.53	24	1.60
San Jose Earthquakes	7	3	5	23	1.53	16	1.07
MetroStars	6	4	5	23	1.53	21	1.40
Chicago Fire	5	6	4	22	1.47	31	2.07
Columbus Crew	4	9	2	20	1.33	29	1.93
Colorado Rapids	3	10	2	19	1.27	32	2.13
D.C. United	4	8	3	18	1.20	22	1.47
Kansas City Wizards	3	6	6	16	1.07	19	1.27
Dallas Burn	1	11	3	11	0.73	33	2.20
Los Angeles Galaxy	0	9	6	10	0.67	21	1.40

FIRST-HALF GOAL-SCORING TOTALS

TEAM	W	L	T	GF	AVG	GA	AVG
Chicago Fire	15	7	8	23	0.77	19	0.63
Kansas City Wizards	11	10	9	23	0.77	16	0.53
Dallas Burn	6	19	5	22	0.73	28	0.93
New England Revolution	12	9	9	21	0.70	21	0.70
San Jose Earthquakes	14	7	9	21	0.70	17	0.57
D.C. United	10	11	9	21	0.70	19	0.63
Columbus Crew	10	12	8	18	0.60	12	0.40
Colorado Rapids	11	12	7	18	0.60	23	0.77
Los Angeles Galaxy	9	12	9	12	0.40	11	0.37
MetroStars	11	10	9	11	0.37	24	0.80

SECOND-HALF GOAL-SCORING TOTALS

TEAM	W	L	T	GF	AVG	GA	AVG
New England Revolution	12	9	9	32	1.07	25	0.83
Chicago Fire	15	7	8	29	0.97	24	0.80
MetroStars	11	10	9	26	0.87	15	0.50
Columbus Crew	10	12	8	25	0.83	29	0.97
San Jose Earthquakes	14	7	9	24	0.80	18	0.60
Kansas City Wizards	11	10	9	23	0.77	28	0.93
Los Angeles Galaxy	9	12	9	21	0.70	23	0.77
Colorado Rapids	11	12	7	21	0.70	22	0.73
D.C. United	10	11	9	17	0.57	12	0.40
Dallas Burn	6	19	5	13	0.43	35	1.17

RECORD WHEN SCORING FIRST GOAL

TEAM	W	L	T	PCT
San Jose Earthquakes	11	0	1	.958
MetroStars	8	1	1	.850
New England Revolution	10	2	3	.767
Columbus Crew	8	1	5	.750
Chicago Fire	12	3	4	.737
Colorado Rapids	9	3	1	.731
Los Angeles Galaxy	7	1	6	.714
D.C. United	8	3	2	.692
Kansas City Wizards	9	4	6	.632
Dallas Burn	3	6	1	.350

RECORD WHEN ALLOWING FIRST GOAL

TEAM	W	L	T	PCT
Chicago Fire	3	4	1	.438
San Jose Earthquakes	3	7	4	.357
MetroStars	3	9	6	.333
New England Revolution	2	7	5	.321
D.C. United	2	8	4	.286
Kansas City Wizards	2	6	1	.278
Colorado Rapids	2	9	3	.250
Los Angeles Galaxy	2	11	3	.219
Dallas Burn	3	13	1	.206
Columbus Crew	2	11	2	.200

RECORD WHEN LEADING AT THE HALF

TEAM	W	L	T	PCT
San Jose Earthquakes	8	0	1	.944
D.C. United	8	1	0	.889
MetroStars	3	0	1	.875
Chicago Fire	9	1	2	.833
Kansas City Wizards	8	1	2	.818
New England Revolution	6	1	2	.778
Los Angeles Galaxy	4	0	4	.750
Colorado Rapids	5	1	2	.750
Columbus Crew	6	1	5	.708
Dallas Burn	5	4	0	.556

RECORD WHEN TRAILING AT THE HALF

TEAM	W	L	T	PCT
Los Angeles Galaxy	1	3	2	.333
D.C. United	1	3	2	.333
Columbus Crew	1	4	2	.286
MetroStars	2	8	4	.286
New England Revolution	1	6	3	.250
Kansas City Wizards	1	5	2	.250
San Jose Earthquakes	1	6	2	.222
Chicago Fire	1	6	1	.188
Colorado Rapids	1	8	0	.111
Dallas Burn	0	13	1	.036

RECORD IN ONE-GOAL GAMES

-REGULATION-OT-

TEAM	W	L	T	PCT
Chicago Fire	6	1	0	.857
San Jose Earthquakes	9	3	0	.750
New England Revolution	7	5	0	.583
Colorado Rapids	8	6	0	.571
MetroStars	9	8	0	.529
Kansas City Wizards	7	8	0	.467
Columbus Crew	7	9	0	.438
D.C. United	5	9	0	.357
Los Angeles Galaxy	5	9	0	.357
Dallas Burn	4	9	0	.308

TEAM WINNING STREAK LEADERS

TEAM	#	START	STOP
MetroStars	5	04/26/2003	05/24/2003
New England Revolution	5	09/28/2003	
Colorado Rapids	5	07/04/2003	08/09/2003
Kansas City Wizards	4	09/27/2003	10/18/2003
San Jose Earthquakes	4	07/19/2003	08/13/2003

TEAM UNDEFEATED STREAK LEADERS

TEAM	#	START	STOP
Chicago Fire	7	07/19/2003	08/24/2003
Colorado Rapids	7	08/16/2003	10/01/2003
Kansas City Wizards	7	05/03/2003	06/07/2003
MetroStars	7	04/19/2003	05/31/2003
New England Revolution	7	09/13/2003	
San Jose Earthquakes	6	04/12/2003	05/17/2003
San Jose Earthquakes	6	06/14/2003	07/05/2003
San Jose Earthquakes	6	07/19/2003	08/24/2003

TEAM LOSING STREAK LEADERS

TEAM	#	START	STOP
Colorado Rapids	4	05/03/2003	05/25/2003
Dallas Burn	4	07/19/2003	08/13/2003
Dallas Burn	4	08/23/2003	09/13/2003
Kansas City Wizards	4	08/31/2003	09/20/2003
Los Angeles Galaxy	3	09/27/2003	10/11/2003

TEAM HOME UNDEFEATED STREAK LEADERS

TEAM	#	START	STOP
Colorado Rapids	12	05/31/2003	
Chicago Fire	9	07/19/2003	
Columbus Crew	6	07/23/2003	
D.C. United	6	04/19/2003	06/21/2003
Kansas City Wizards	6	05/03/2003	07/12/2003
New England Revolution	6	08/16/2003	

TEAM HOME LOSING STREAK LEADERS

TEAM	#	START	STOP
Dallas Burn	3	07/02/2003	08/13/2003
D.C. United	2	07/05/2003	07/19/2003
Kansas City Wizards	2	09/06/2003	09/20/2003
MetroStars	2	08/24/2003	09/13/2003
New England Revolution	2	04/19/2003	05/03/2003
New England Revolution	2	07/16/2003	07/27/2003
Dallas Burn	2	04/26/2003	05/10/2003

TEAM ROAD WINNING STREAK LEADERS

TEAM	#	START	STOP
D.C. United	3	07/02/2003	07/27/2003
San Jose Earthquakes	3	07/19/2003	08/13/2003
New England Revolution	3	09/13/2003	

TEAM ROAD UNDEFEATED STREAK LEADERS

TEAM	#	START	STOP
San Jose Earthquakes	7	06/14/2003	08/16/2003
MetroStars	5	08/09/2003	10/05/2003
Kansas City Wizards	4	04/19/2003	05/31/2003
New England Revolution	4	04/13/2003	05/24/2003

TEAM ROAD LOSING STREAK LEADERS

TEAM	#	START	STOP
Colorado Rapids	6	05/03/2003	06/28/2003
Columbus Crew	6	05/17/2003	08/16/2003
Dallas Burn	6	07/26/2003	09/27/2003
Los Angeles Galaxy	4	08/20/2003	10/11/2003

TEAM HOME WINNING STREAK LEADERS

TEAM	#	START	STOP
Colorado Rapids	6	07/04/2003	09/13/2003
D.C. United	4	08/09/2003	09/13/2003
Kansas City Wizards	4	05/24/2003	07/12/2003



OWN GOALS RECEIVED

DATE	REC TM	OFF TM	MIN	PLAYER
04/19/2003	KC 1 at SJ	1	74	Pat Onstad
05/03/2003	SJ 2 at NE	0	42	Carlos Llamosa
05/31/2003	NE 2 vs KC	2	44	Jimmy Conrad
06/28/2003	NE 3 vs COL	2	84	Wes Hart
07/12/2003	MET 3 at NE	3	73	Daouda Kante
10/25/2003	DAL 4 vs COL	3	22	Nat Borchers

PENALTY KICK SUMMARY

DATE	TM	OPP	SHOOTER	KEEPER	RES	MN
04/13/2003	CHI	1 vs NE	Rodrigo Faria	Adin Brown	S	44
04/19/2003	MET	1 vs LA	Jaime Moreno	Kevin Hartman	G	42
04/26/2003	COL	1 vs DC	John Spencer	Nick Rimando	G	24
04/26/2003	SJ	1 vs LA	Landon Donovan	Kevin Hartman	G	54
05/03/2003	KC	2 vs CLB	Preki	Jon Busch	G	47+
05/10/2003	CLB	2 vs COL	Jeff Cunningham	Scott Vallow	G	25
05/17/2003	DC	1 vs KC	Marco Etcheverry	Tony Meola	G	31
05/17/2003	CLB	3 at SJ	Brian McBride	Pat Onstad	G	38
05/24/2003	DAL	1 at MET	Jason Kreis	Tim Howard	S	63
05/25/2003	CHI	4 vs COL	Ante Razov	Scott Garlick	G	8
05/25/2003	CHI	4 vs COL	Ante Razov	Scott Garlick	G	75
05/31/2003	MET	1 at CLB	Clint Mathis	Jon Busch	G	64
05/31/2003	DAL	3 vs DC	Ronald Cerritos	Nick Rimando	G	75
06/07/2003	DC	2 vs CHI	Marco Etcheverry	Zach Thornton	G	37
06/07/2003	LA	2 vs COL	Carlos Ruiz	Scott Garlick	G	91+
06/14/2003	MET	2 vs CHI	Amado Guevara	Zach Thornton	G	94+
06/14/2003	LA	2 vs KC	Carlos Ruiz	Tony Meola	G	73
06/14/2003	KC	1 at LA	Preki	Kevin Hartman	S	97+
06/18/2003	CHI	4 vs DAL	Ante Razov	D.J. Countess	G	21
06/21/2003	KC	4 vs CHI	Preki	Zach Thornton	G	70
06/21/2003	COL	1 at DAL	John Spencer	D.J. Countess	G	25
06/28/2003	LA	3 vs DAL	Carlos Ruiz	D.J. Countess	G	63
07/02/2003	DAL	1 vs DC	Jason Kreis	Nick Rimando	G	74
07/04/2003	COL	3 vs KC	John Spencer	Tony Meola	G	44
07/04/2003	LA	2 vs NE	Carlos Ruiz	Adin Brown	G	28
07/05/2003	DC	2 vs MET	Marco Etcheverry	Tim Howard	G	10
07/19/2003	CHI	3 vs NE	Damani Ralph	Matt Reis	G	51
07/26/2003	SJ	3 vs DAL	Jeff Agoos	D.J. Countess	G	90
07/27/2003	DC	4 at NE	Eliseo Quintanilla	Matt Reis	G	91+
08/09/2003	LA	3 vs CLB	Carlos Ruiz	Jon Busch	G	68
08/13/2003	CHI	2 at CLB	Ante Razov	Jon Busch	G	34
08/16/2003	DC	1 at CHI	Hristo Stoitchkov	Zach Thornton	G	8
08/16/2003	CHI	3 vs DC	Ante Razov	Nick Rimando	S	40
08/16/2003	KC	2 at DAL	Preki	D.J. Countess	G	26
08/16/2003	DAL	3 vs KC	Brad Davis	Tony Meola	G	54
08/16/2003	COL	2 vs CLB	John Spencer	Jon Busch	G	57
08/22/2003	KC	2 vs COL	Preki	Scott Vallow	G	93+
08/23/2003	NE	1 at LA	Jose Cancela	Kevin Hartman	G	86
08/30/2003	LA	2 vs DAL	Carlos Ruiz	D.J. Countess	G	50
08/30/2003	LA	2 vs DAL	Carlos Ruiz	D.J. Countess	S	81
09/06/2003	KC	1 vs MET	Preki	Jonny Walker	G	79
09/06/2003	DAL	1 at COL	Brad Davis	Scott Garlick	G	24
09/06/2003	COL	2 vs DAL	John Spencer	D.J. Countess	S	37
09/18/2003	NE	0 vs COL	Taylor Twellman	Scott Garlick	S	68
09/25/2003	MET	0 vs DC	Clint Mathis	Nick Rimando	S	36
09/28/2003	DC	1 vs MET	Marco Etcheverry	Jonny Walker	G	64
10/04/2003	DC	1 at CLB	Marco Etcheverry	Jon Busch	G	59
10/04/2003	COL	2 at KC	Chris Henderson	Tony Meola	G	60
10/11/2003	MET	0 vs DAL	Amado Guevara	D.J. Countess	S	2
10/11/2003	MET	0 vs DAL	Clint Mathis	D.J. Countess	S	86
10/11/2003	DAL	0 at MET	Edward Johnson	Jonny Walker	S	88
10/11/2003	LA	1 at KC	Carlos Ruiz	Tony Meola	G	67
10/11/2003	NE	1 vs DC	Steve Ralston	Doug Warren	G	92
10/18/2003	CHI	4 vs COL	Ante Razov	Scott Garlick	G	11
10/19/2003	DC	2 vs CLB	Hristo Stoitchkov	Jon Busch	G	37
10/19/2003	CLB	3 at DC	Brian McBride	Doug Warren	G	90
10/25/2003	MET	2 at NE	Mark Lisi	Adin Brown	G	58
10/26/2003	CHI	2 at CLB	Jesse Marsch	Jon Busch	G	25

###

2003 MLS PLAYERS OF THE WEEK

Wk.	Player	Team	Note
1	Edson Buddle	Columbus Crew	Goal in the 36th minute gives Columbus a 1-1 Opening Day tie on April 5
2	Chris Klein	K.C. Wizards	Game-winning goal in 3-2 win marks first OT triumph in team history April 12 vs. DC
3	Brian McBride	Columbus Crew	Goal and assist lead Crew to 2-1 road win over New England on April 19
4	Orlando Perez	Chicago Fire	First MLS career goal leads Fire to a 3-2 come-from-behind victory at KC on April 26
5	Craig Ziadie	MetroStars	Assist and game-winning goal lead Metros to 2-1 come from behind home win on May 3
6	Pat Onstad	S.J. Earthquakes	Posted six saves in 0-0 tie vs. the Fire, registering third straight shutout on May 10
7	Taylor Twellman	N.E. Revolution	Two goals in as many matches key Revs road tie at KC and home win vs. Chicago
8	Brian Kamler	N.E. Revolution	Nets two in first multi-goal game leading Revs to 3-2 win in Columbus on May 24
9	Preki	K.C. Wizards	Scored two goals in ten-minute span to help salvage a 2-2 road tie vs. Revs on May 31
10	Carlos Ruiz	L.A. Galaxy	Two goals give Galaxy their first win of 2003 in Home Depot Center June 7 opening
11	Nick Rimando	D.C. United	Two shutouts, making for three straight clean sheets, lead United to win and tie
12	Preki	K.C. Wizards	Five-point performance (1g, 3 a) leads Wizards to 4-2 win over the Fire
13	Chris Albright	L.A. Galaxy	Three goals and one assist in two games helps Los Angeles to tie and win
14	Mark Chung	Colorado Rapids	Two goals key dramatic 3-2 Fourth of July victory over Kansas City
15	Igor Simutenkov	K.C. Wizards	Two-goal performance carry the Kansas City Wizards to a 5-1 win vs. Dallas
16	Damani Ralph	Chicago Fire	Ralph has a hand in every Fire goal (1g, 2a) in a 3-1 victory vs. New England
17	Eliseo Quintanilla	D.C. United	Contributes two goals and an assist in come-from-behind July 27 victory over Revs
18	MLS All-Star Break		
19	Carlos Ruiz	L.A. Galaxy	Two goals and assist in 3-1 Aug. 9 win vs. Crew include game-winning bicycle kick
20	Jonny Walker	MetroStars	Spectacular saves preserve a 1-1 road tie vs. Los Angeles on Aug. 16
21	Carlos Ruiz	L.A. Galaxy	Single-handedly downs Revolution scoring both goals in a 2-1 (OT) win
22	Chris Brown	N.E. Revolution	Registers first career hat trick in Revolution's 5-1 victory vs. Chicago on Aug. 30
23	Clint Mathis	MetroStars	Notches both goals in 2-1 MetroStars victory over Kansas City on Sept. 6
24	Pat Noonan	N.E. Revolution	Rookie's first career multi-goal game leads Revs to 2-1 road win vs. Metros Sept. 13
25	Landon Donovan	S.J. Earthquakes	Hat trick is the first in San Jose's club history in a 4-1 road victory vs. KC on Sept. 20
26	Dwayne DeRosario	S.J. Earthquakes	Posts second consecutive hat trick in club history in 5-1 win vs. Dallas on Sept. 27
27	Chris Klein	K.C. Wizards	Two-goal performance guides the Wizards past the Rapids in 4-2 win Oct. 4
28	D.J. Countess	Dallas Burn	Ties an MLS record by saving two penalty kicks in a 0-0 draw at MetroStars Oct. 11
29	Chris Armas	Chicago Fire	Two goals including game-winner in 4-3 win vs. Colorado secure Supporters Shield
30	Pat Noonan	N.E. Revolution	Registered first career hat trick in Revs' 5-2 victory over MetroStars on Oct. 25

2003 MLS PLAYERS OF THE MONTH

Month	Player	Team	Note
April	Landon Donovan	San Jose Earthquakes	Goal and two assists lead Quakes to best start ever and 2-0-1 record
May	Preki	Kansas City Wizards	Scored League-high 11 points (5g, 1a), leading Wizards to 2-0-4 May record
June	Ante Razov	Chicago Fire	Fire go 3-0-2 as Razov scores in all five games, notching 6g, 3a during span
July	Mark Chung	Colorado Rapids	All three of his goals are game-winners in 4-0-0 month of July for Colorado
August	Carlos Ruiz	Los Angeles Galaxy	Tallied five goals and an assist in August as Galaxy go 3-1-1 in August
September	Landon Donovan	San Jose Earthquakes	Scored six goals and an assist, leading Quakes to a 3-1-0 September
October	Pat Noonan	N.E. Revolution	Revs go 4-0-0 and he scored in three of four games, including hat trick in finale

STATISTICAL SUMMARY OF REFEREES
(2003 MLS games only)

REFEREES	G	Fouls	Avg	Yel	Avg	Red	Avg	PKs	Avg	AR	4th
Brian Hall	16	524	32.8	49	3.1	3	0.19	6	0.38	0	2
Richard Heron	3	116	38.7	12	4.0	0	0.00	0	0.00	0	2
Jesse Johnson	3	93	31.0	14	4.7	1	0.33	1	0.33	0	2
Michael Kennedy	11	370	33.6	68	6.2	4	0.36	6	0.55	0	3
Noel Kenny	10	356	35.6	31	3.1	2	0.20	4	0.40	0	1
Jair Marrufo	7	270	38.6	22	3.1	0	0.00	4	0.57	0	1
Abiodun Okulaja	11	365	33.2	42	3.8	2	0.18	6	0.55	0	4
Alex Prus	17	500	29.4	57	3.4	5	0.29	6	0.35	0	6
Ali Saheli	8	231	28.9	22	<u>2.8</u>	0	0.00	3	0.38	0	3
Ricardo Salazar	6	196	32.7	22	3.7	3	0.50	3	0.50	0	6
Erich Simmons	1	36	36.0	7	7.0	1	1.00	1	1.00	0	6
Kevin Stott	11	303	27.5	31	<u>2.8</u>	3	0.27	4	0.36	0	1
Gus St. Silva	7	213	30.4	20	<u>2.9</u>	1	0.14	1	0.14	0	6
Kevin Terry	10	315	31.5	31	3.1	3	0.30	3	0.30	0	0
Hector Tobon	2	49	<u>24.5</u>	7	3.5	1	0.50	0	0.00	1	4
Ricardo Valenzuela	7	273	39.0	31	4.4	2	0.29	1	0.14	0	1
Terry Vaughn	15	470	31.3	58	3.9	2	0.13	5	0.33	0	2
Marcel Yonan	5	156	31.2	25	5.0	4	0.80	4	0.80	0	7

Other officials (games as assistant referee, 4th official in parenthesis):

Jose Andrade (11,0); Jasen Anno (0,4); Colin Arblaster (1,0); Cien Aseora (0,1);
 Claudio Badea (0,1); Arnold Baldeaux (0,1); Greg Barkey (14,0); Elias Bazakos (0,4);
 David Bragg (10,0); Niko Bratsis (0,4); Bronson Broockerd (1,4); Craig Burns (0,2);
 Shane Butler (0,4); Roni Canales (0,3); Andrew Chapin (0,1); Miguel Chicas (0,2);
 Ben Chouaf (0,3); Nathan Clement (11,0); Jose Corro (12,0); Steven Davidson (13,0);
 Cory Dean (0,2); Jorge De la Bandera (10,2); Bill Dittmar (9,0); Richard Eddy (20,0);
 Darren Engers (0,2); Robert Fereday (13,0); George Gansner (13,0); Adam Garner (0,4);
 Hilario Grajeda (1,5); Ken Heller (0,4); Ramon Hernandez (0,7); Joe Heyden (0,2);
 Roger Itaya (10,0); Kenneth Kaplan (1,2); Steve Karaduzovic (0,3); Craig Lowry (14,0);
 Mikael Lundqvist (0,2); Scott McCaslin (3,3); Emiliano Monje (6,0); Raymundo Prisco
 (2,0); Kermit Quisenberry (13,0); Chip Reed (15,0); Yader Reyes (0,4); Tony Russo (0,5);
 Bahij Salman (10,0); Francisco Sanchez (9,0); Paul Scott (8,0); David Simon (0,7);
 Dinesh Singh (1,2); Chris Strickland (15,0); Mike Stutt (0,1); Thomas Supple (13,0);
 Steven Taylor (9,0); Fabio Tovar (8,0); Richard Triche (0,1); George Vergara (12,0);
 Greg Watson (3,0); Gibby Widner (8,0);

MLS CUP PLAYOFF HISTORY

While the MLS Cup championship game itself has remained a constant - a dramatic one-match finale at a venue announced well in advance of the postseason - the road to MLS Cup has varied slightly over the years. What follows is an outline of the playoff format beginning with the 1996 Inaugural MLS Season.

1996

Who Qualified: The top four teams from both the Eastern and Western Conferences advanced to the first round of the postseason: the Conference Semifinals. A seeding system placed each conference's top team against its fourth place finisher in the first half of the semifinals while the second and third place teams met in the other semifinal - No. 1 vs. No. 4 and No. 2 vs. No. 3.

Format: Both the Conference Semifinals (first round) and Conference Finals (second round) were designed on a **Best-of-Three** format with the first game hosted by the lower-seeded team and the final two games (Game Three if necessary) at the home of the higher-seeded team. The first team to *win two games* in regulation or via the shootout advanced to the next playoff round (since the shootout was in place from 1996-1999 no games ended in ties).

Notes: In 1996 the higher seed advanced in four of the six series (first and second round combined) ... The home team won five of the six Game Ones, while a Game Three was required in four of six series.

1997 - 1999

Who Qualified: As in 1996, the top four teams in each conference advanced to the MLS Cup Playoffs.

Format: As in 1996, a **Best-of-Three** format was utilized in the Conference Semifinals and Conference Finals (no games ended in ties due to the shootout). However, a change to the format allowed the higher seeded teams to host Game One and Game Three, unlike in 1996 when the higher seed played Games Two and Three (if necessary) at home.

Notes: From 1997-1999, the higher seed advanced in 13 of the 18 series ... Game One was won by the home team on 13 of 18 occasions ... Just four of the 18 series required a deciding Game Three, two of which featured D.C. United staving off the Columbus Crew's attempt to dethrone the Black-and-Red's dynasty.

2000 - 2002

Who Qualified: Spurred by the introduction of a new three-division alignment in 2000, a single playoff table was established to determine postseason berths and seeds.

Although a two-conference alignment was re-introduced in 2002 following the contraction of Miami and Tampa Bay, the system based on the single playoff table remained. The single playoff table ensured that only the League's eight best teams during the

regular season qualified for postseason play, eliminating situations like what occurred in 1999. During that season, the San Jose Clash failed to qualify for the playoffs despite finishing with more points (37) than the No. 3 and No. 4 seeds in the Eastern Conference.

However, regardless of how their regular season record compared to the remainder of the field, the three division winners (2000-01) or two conference champions (2002) captured the top seeds entering the postseason. The rest of the field was rounded out and seeded according to the final regular season point total regardless of conference affiliation.

Format: During the first round, the seeding placed seed No. 1 vs. No. 8, No. 2 vs. No. 7, No. 3 vs. No. 6 and No. 4 vs. No. 5 in the MLS Cup Playoff Quarterfinals. In the semifinal round, the winner of the 1 vs. 8 series advanced to face the winner of the 4 vs. 5 series, while the victors of the 3 vs. 6 and 2 vs. 7 series played for the right to compete in MLS Cup.

The team that advanced was based on a "first-to-five-points" format with a win earning three points and a tie one point (ties were first introduced in MLS in the 2000 regular season in conjunction with the elimination of the shootout). The first team to compile five points or more in three games advanced to the following round. If the series was tied in points after a Game Three, a 20-minute golden-goal Series Tiebreaker was played, followed by penalty kicks if necessary. As was the case from 1997-1999, the higher seed hosted Game One and Game Three in each series.

Notes: The higher seed advanced in 12 of the 18 series ... the home team won Game One on 11 of 18 occasions ... Through the 18 series, 13 required a deciding Game Three ... Three series required a 30-minute Series Tiebreaker ... Penalty kicks have yet to determine an MLS Cup Playoff Game.

2003

Who Qualifies: As was the case between 1996 and 1999, the top four teams in each conference will advance to the Conference Semifinals.

Format: Conference Semifinal series will be conducted under a home-and-home, aggregate-goal format. Single-game Conference Championships determine MLS Cup Finalists. The aggregate goal format which will be employed at the Conference Semifinal stage for the first time in League history follows the lead of various international competitions, including the Copa Libertadores (annual South American club championship) and the CONCACAF Champions Cup (annual club championship involving teams from CONCACAF).

The team that scores the most goals in the home-and-away series will advance to the single elimination Conference Final. If the teams have scored the same number of goals after 180 minutes, a 30-minute golden-goal overtime will be played followed by a penalty kick shootout, if necessary.



2002 MAJOR LEAGUE SOCCER PLAYOFF RESULTS

MLS CUP PLAYOFF QUARTERFINALS

Wednesday, September 25

Kansas City 2 at Los Angeles 3 14,585

Saturday, September 28

Los Angeles 1 at Kansas City 4 9,484

Wednesday, October 2

Kansas City 2 at Los Angeles 5 14,713
(Los Angeles wins series 6-3)

Thursday, September 26

Chicago 0 at New England 2 6,306

Sunday, September 29

New England 1 at Chicago 2 9,434

Wednesday, October 2

Chicago 0 at New England 2 6,954
(New England wins series 6-3)

Wednesday, September 25

Columbus 2 at San Jose 1 8,069

Saturday, September 28

San Jose 1 at Columbus 2 13,004
(Columbus wins series 6-0)

Wednesday, September 25

Colorado 2 at Dallas 4 6,360

Saturday, September 28

Dallas 0 at Colorado 1 9,637

Wednesday, October 2

Colorado 1 at Dallas 1 8,008
(Colorado wins Series Tiebreaker 4-3)

MLS CUP PLAYOFF SEMIFINALS

Saturday, October 5

Colorado 0 at Los Angeles 4 24,742

Wednesday, October 9

Los Angeles 1 at Colorado 0 12,367
(Los Angeles wins series 6-0)

Sunday, October 6

Columbus 0 at New England 0 11,387

Wednesday, October 9

New England 1 at Columbus 0 10,245

Saturday, October 12

Columbus 2 at New England 2 9,216
(New England wins series 5-2)



FOXBORO MA · OCTOBER 20

MLS Cup 2002 - Sunday, October 20, 2002

Gillette Stadium

Los Angeles Galaxy 1, New England Revolution 0 (OT)

Attendance: 61,216

2002 LOS ANGELES GALAXY – General Manager – Doug Hamilton; Head Coach – Sigi Schmid; Assistant Coaches – Ralph Perez, Zak Abdel; Chris Albright, Isaias Bardales Jr., Alex Bengard, Danny Califf, Mauricio Cienfuegos, Simon Elliott, Adam Frye, Gavin Ginton, Kevin Hartman, Ezra Hendrickson, Cobi Jones, Alexi Lalas, Tyrone Marshall, Alejandro Moreno, Brian Mullan, Jesus Ochoa, Matt Reis, Carlos Ruiz, Peter Vagenas, Sasha Victorine, Craig Waibel; Trainer – Ivan Pierra; Equipment Manager – Raul Vargas; Team Administrator – Eddie Hidalgo



2001 MAJOR LEAGUE SOCCER PLAYOFF RESULTS

MLS CUP PLAYOFF QUARTERFINALS

Saturday, September 22

Kansas City 0 at Miami 2 6,281

Wednesday, September 26

Miami 0 at Kansas City 3 5,803

Friday, September 22

New England 0 at Chicago 6 5,972
(Miami wins series 6-3)

Thursday, September 20

Dallas 0 at Chicago 2 8,314

Sunday, September 23

Chicago 1 at Dallas 1 (OT) 17,149

Saturday, September 29

Dallas 0 at Chicago 2 12,811
(Chicago win series 7-1)

Sunday, September 23

MetroStars 1 at Los Angeles 1 (OT) 11,580

Wednesday, September 26

Los Angeles 1 at MetroStars 4 12,817

Saturday, September 29

MetroStars 2 at Los Angeles 3 6,154
(Los Angeles Wins Series Tiebreaker)

Saturday, September 22

San Jose 3 at Columbus 1 20,883

Wednesday, September 20

Columbus 0 at San Jose 3 10,419
(San Jose wins series 6-0)

MLS CUP PLAYOFF SEMIFINALS

Wednesday, October 10

Los Angeles 1 at Chicago 1 (OT) 10,388

Saturday, October 13

Chicago 0 at Los Angeles 1 (OT) 10,100

Wednesday, October 17

Los Angeles 2 at Chicago 1 (OT) 8,320

(Los Angeles wins series 7-1)

Wednesday, October 10

San Jose 0 at Miami 1 9,236


Sunday, October 14

Miami 0 at San Jose 4 16,119

Wednesday, October 17

San Jose 1 at Miami 0 (OT) 11,242

(San Jose wins series 6-3)



MLS Cup 2001 - Sunday, October 21, 2001

Columbus Crew Stadium

San Jose Earthquakes 2, Los Angeles Galaxy 1 (OT)

Attendance: 21,626

2001 SAN JOSE EARTHQUAKES --- General Manager – Tom Neale; Head Coach – Frank Yallop; Assistant Coaches – Dominic Kinnear, Tim Hanley; Junior Agogo, Jeff Agoos, Wade Barrett, Scott Bower, Dario Brose, Joe Cannon, Ronald Cerritos, Jimmy Conrad, Jon Conway, Ramiro Corrales, Troy Dayak, Dwayne DeRosario, Landon Donovan, Ronnie Ekelund, Zak Ibsen, Manny Lagos, Richard Mulrooney, Eddie Robinson, Ian Russell; Trainer – Bruce Morgan; Equipment Manager – Frank Avila; Team Administrator – Chad Elert.



2000 MAJOR LEAGUE SOCCER PLAYOFF RESULTS

MLS CUP PLAYOFF QUARTERFINALS

Thursday, September 14

Los Angeles 1 at Tampa Bay 0 5,583

Wednesday, September 20

Tampa Bay 2 at Los Angeles 5 13,851
(Los Angeles wins series 6-0)

Saturday, September 16

Dallas 1 at MetroStars 2 (OT) 14,868

Wednesday, September 20

MetroStars 2 at Dallas 1 7,551
(MetroStars win series 6-0)

Friday, September 15

New England 1 at Chicago 2 10,476

Tuesday, September 19

Chicago 1 at New England 2 10,723

Friday, September 22

New England 0 at Chicago 6 5,972
(Chicago wins series 6-3)

Saturday, September 16

Colorado 0 at Kansas City 1 8,682

Wednesday, September 20

Kansas City 0 at Colorado 0 (OT) 8,789

Sunday, September 24

Colorado 2 at Kansas City 3 4,156
(Kansas City wins series 7-1)

MLS CUP PLAYOFF SEMIFINALS

Tuesday, September 26

MetroStars 0 at Chicago 3 7,141

Saturday, September 30

Chicago 0 at MetroStars 2 15,476

Friday, October 6

MetroStars 2 at Chicago 3 10,133
(Chicago wins series 6-3)

Friday, September 29

Los Angeles 0 at Kansas City 0 (OT) 11,815

Tuesday, October 3

Kansas City 1 at Los Angeles 2 (OT) 20,849

Friday, October 6

Los Angeles 0 at Kansas City 1 (OT)* 11,815
(Kansas City wins series 5-4
after overtime tie breaker)

*After regulation, both teams were tied in the series at four points each and a 20-minute overtime period was played to decide the MLS Cup Finalist. KC won in the 20-minute extra time 1-0)



OCTOBER 15 · WASHINGTON, D.C.

MLS Cup 2000 - Sunday, October 15, 2000

RFK Stadium

Kansas City Wizards 1, Chicago Fire 0

Attendance: 39,159

2000 KANSAS CITY WIZARDS --- General Manager – Curt Johnson; Head Coach – Bob Gansler; Assistant Coaches – Brian Bliss, Tim Mulqueen; Chris Brown, Alex Bunbury, Peter Byaruhanga, Ihor Dotsenko, Vicente Figueroa, Nick Garcia, Gary Glasgow, Francisco Gomez, Michael Green, Chris Henderson, Tahj Jakins, Brian Johnson, Mo Johnston, Chris Klein, Matt McKeon, Tony Meola, Miklos Molbar, Uche Ukafor, Bo Oshoniyi, Preki, Brandon Prideaux, Peter Vermes, John Wilson, Kerry Zavagnin; Trainer – Chet North ; Equipment Manager – Gary Minnick; Team Administrator – Howie Erenberg.

1999 MAJOR LEAGUE SOCCER PLAYOFF RESULTS

EASTERN CONFERENCE SEMIFINALS

Saturday, October 16

Chicago 1 at Dallas 2 10,980

Saturday, October 23

Dallas 0 at Chicago 4 13,197

Wednesday, October 27

Chicago 2 at Dallas 3 9,795
(Dallas wins series 2-0)

Saturday, October 16

Miami 0 at DC United 2 18,011

Sunday, October 24

DC United 1 at Miami 0 8,446
(DC United wins shootout 3-2)
(D.C. United wins series 2-0)

EASTERN CONFERENCE FINALS

Sunday, October 31

Columbus 1 at DC United 2 14,529

Sunday, November 7

DC United 1 at Columbus 5 12,778

Saturday, November 13

Columbus 0 at DC United 4 25,451
(D.C. United wins series 2-1)

WESTERN CONFERENCE SEMIFINALS

Sunday, October 17

Tampa Bay 0 at Columbus 2 9,188

Friday, October 22

Columbus 2 at Tampa Bay 0 14,392
(Columbus wins series 2-0)

Sunday, October 17

Colorado 0 at Los Angeles 3 16,307

Sunday, October 24

Los Angeles 2 at Colorado 0 6,542
(Los Angeles wins series 2-0)

WESTERN CONFERENCE FINALS

Sunday, October 31

Dallas 1 at Los Angeles 2 17,372

Sunday, November 7

Los Angeles 2 at Dallas 3 13,816
(Dallas wins shootout 4-3)

Thursday, November 11

Dallas 1 at Los Angeles 3 25,703
(Los Angeles wins series 2-0)



MLS Cup 1999 - Sunday, November 21, 1999

Foxboro Stadium

D.C. United 2, Los Angeles Galaxy 0

Attendance: 44,910

1999 D.C. United --- President/General Manager – Kevin Payne; Head Coach – Thomas Rongen; Assistant Coach – Dave Sarachan; Jeff Agoos, Chris Albright, Geoff Augner, Judah Cooks, Marco Etcheverry, David Hayes, Roy Lassiter, Carlos Llamasa, John Maessner, Jason Moore, Jaime Moreno, Ben Olsen, Curt Onalfo, Antonio Otero, Clint Peay, Eddie Pope, Tom Presthus, Mark Simpson, Mike Slivinski, Diego Sonora, Carey Talley, Richie Williams, AJ Wood,; Trainer – Rick Guter; Equipment Manager – Charles Raycroft; Team Administrator – Ray Trifari.



1998 MAJOR LEAGUE SOCCER PLAYOFF RESULTS

EASTERN CONFERENCE SEMIFINALS

Wednesday, September 30

Miami 1 at D.C. United 2 15,187

Sunday, October 4

D.C. United 1 at Miami 0 13,128
(United wins shootout 3-2)
(D.C. United wins series 2-0)

Wednesday, September 30

MetroStars 3 at Columbus 5 10,996

Saturday, October 3

Columbus 2 at MetroStars 1 11,686
(Crew wins shootout 3-2)
(Columbus wins series 2-0)

EASTERN CONFERENCE FINALS

Sunday, October 11

Columbus 0 at D.C. United 2 17,755

Sunday, October 18

D.C. United 2 at Columbus 4 13,193

Wednesday, October 21

Columbus 0 at D.C. United 3 21,453
(D.C. United wins series 2-1)

WESTERN CONFERENCE SEMIFINALS

Thursday, October 1

Colorado 1 at Chicago 2 12,610
(Fire wins shootout 3-2)

Monday, October 5

Chicago 1 at Colorado 0 6,582
(Chicago wins series 2-0)

Thursday, October 1

Dallas 1 at Los Angeles 6 10,047

Sunday, October 4

Los Angeles 3 at Dallas 2 8,130
(Los Angeles wins series 2-0)

WESTERN CONFERENCE FINALS

Saturday, October 10

Chicago 1 at Los Angeles 0 25,107

Friday, October 16

Los Angeles 1 at Chicago 2 32,744
(Fire wins shootout 2-1)
(Chicago wins series 2-0)



MLS Cup 1998 - Sunday, October 25, 1998

The Rose Bowl

Chicago Fire 2, D.C. United 0

Attendance: 51,350

1998 Chicago Fire --- President – Robert Sanderman; General Manager – Peter Wilt; Head Coach – Bob Bradley; Assistant Coaches – Mike Jeffries, Denis Hamlett; Chris Armas, C.J. Brown, Jorge Campos, Diego Gutierrez, Dusty Hudock, Zak Ibsen, Josh Keller, Frank Klopas, Roman Kosecki, Rich Kotschau, Lubos Kubik, Tony Kuhn, Manny Lagos, Andrew Lewis, Jesse Marsch, Peter Nowak (Captain), Francis Okaroh, Jerzy Podbrozny, Ante Razov, Tom Soehn, Zach Thornton, Josh Wolff; Trainer – Jeff Hay; Equipment Manager – Tony Watson; Team Administrator – Ron Stern.



1997 MAJOR LEAGUE SOCCER PLAYOFF RESULTS

EASTERN CONFERENCE SEMIFINALS

Sunday, October 5

New England 1 at D.C. United 4 12,450

Wednesday, October 8

D.C. United 2 at New England 1 16,233
(United wins shootout 4-3)

(D.C. United wins series 2-0)

Sunday, October 5

Columbus 2 at Tampa Bay 1 8,272

Wednesday, October 8

Tampa Bay 0 at Columbus 2 13,102

(Columbus wins series 2-0)

EASTERN CONFERENCE FINALS

Sunday, October 12

Columbus 2 at D.C. United 3 11,820

Sunday, October 15

D.C. United 1 at Columbus 0 9,508

(D.C. United wins series 2-0)

WESTERN CONFERENCE SEMIFINALS

Saturday, October 4

Colorado 2 at Kansas City 0 10,174

Wednesday, October 8

Kansas City 2 at Colorado 3 13,117

(Colorado wins series 2-0)

Sunday, October 5

Dallas 1 at Los Angeles 0 18,921

(Burn wins shootout 2-0)

Wednesday, October 8

Los Angeles 0 at Dallas 3 11,248

(Dallas wins series 2-0)

WESTERN CONFERENCE FINALS

Sunday, October 12

Colorado 1 at Dallas 0 7,376

Wednesday, October 15

Dallas 1 at Colorado 2 18,452

(Colorado wins series 2-0)



MLS Cup 1997 - Sunday, October 26, 1997

RFK Stadium

D.C. United 2, Colorado 1

Attendance: 57,431

1997 D.C. United ---- President/General Manager - Kevin Payne; Head Coach - Bruce Arena; Assistant Coach - Bob Bradley; Goalkeeper Coach - Alan Kelly; Jeff Agoos, Raul Diaz Arce, Marco Etcheverry, Scott Garlick, Mario Gori, John Harkes (Captain), Ben Iroha, Brian Kamler, Kris Kelderman, Carlos Llamasa, John Maessner, Jesse Marsch, Jaime Moreno, Clint Peay, Eddie Pope, Tom Presthus, Tony Sanneh, Mark Simpson, David Vaudreuil, Roy Wegerle, Richie Williams; Trainer - Rick Guter; Equipment Manager - Charles Raycroft; Team Administrator - Ray Trifari.

1996 MAJOR LEAGUE SOCCER PLAYOFF RESULTS

EASTERN CONFERENCE SEMIFINALS

Wednesday, September 25

Tampa Bay 2 at Columbus 0 20,807

Saturday, September 28

Columbus 2 at Tampa Bay 1 13,009

Wednesday, October 2

Columbus 1 at Tampa Bay 4 6,871
(Tampa Bay wins series 2-1)

Tuesday, September 24

D.C. United 2 at MetroStars 3 14,416
(MetroStars win 6-5 in shootout)

Friday, September 27

MetroStars 0 at D.C. United 1 21,442

Wednesday, October 2

MetroStars 1 at D.C. United 2 20,423
(D.C. United wins series 2-1)

EASTERN CONFERENCE FINALS

Thursday, October 10

Tampa Bay 1 at D.C. United 4 23,586

Saturday, October 12

D.C. United 2 at Tampa Bay 1 9,339
(D.C. United wins series 2-0)

WESTERN CONFERENCE SEMIFINALS

Thursday, September 26

Los Angeles 0 at San Jose 1 17,209

Sunday, September 29

San Jose 0 at Los Angeles 2 27,833

Wednesday, October 2

San Jose 0 at Los Angeles 2 30,231
(Los Angeles wins series 2-1)

Thursday, September 26

Dallas 2 at Kansas City 3 4,466

Sunday, September 29

Kansas City 1 at Dallas 2 10,126

Wednesday, October 2

Kansas City 3 at Dallas 2 9,802
(Kansas City wins 3-2 in shootout)
(Kansas City wins series 2-1)

WESTERN CONFERENCE FINALS

Thursday, October 10

Kansas City 1 at Los Angeles 2 25,212

Sunday, October 13

Los Angeles 2 at Kansas City 1 11,041
(Los Angeles wins 3-1 in shootout)
(Los Angeles wins series 2-0)



MLS Cup 1996 - Sunday, October 20, 1996

Foxboro Stadium

D.C. United 3, Los Angeles 2 (OT)

Attendance: 34,643

1996 D.C. United --- President/General Manager - Kevin Payne; Head Coach - Bruce Arena; Assistant Coach - Bob Bradley; Jeff Agoos, Jeff Causey, Raul Diaz Arce, Marco Etcheverry, Mario Gori, John Harkes (Captain), Erik Imler, Brian Kamler, Kris Kelderman, Shawn Medved, John Maessner, Jesse Marsch, Jaime Moreno, Clint Peay, Eddie Pope, Steve Rammel, Tony Sanneh, Mark Simpson, David Vaudreuil, Richie Williams; Trainer - Rick Guter; Equipment Manager - Sam Woody; Team Administrator - Ray Trifari.

ALL-TIME MLS CUP PLAYOFF STATISTICS: 1996-2002
ALL-TIME MLS POSTSEASON STANDINGS

Team	GP	W	L	T	GF	GA	STREAKS
Los Angeles Galaxy	36	21	12	3	65	44	Won 4
D.C. United	23	19	4	0	45	25	Won 2
Chicago Fire	24	13	9	2	37	25	Lost 1
Columbus Crew	24	11	11	2	36	41	Tied 1
Kansas City Wizards	20	8	10	2	30	32	Lost 1
Dallas Burn	23	7	14	2	30	46	Tied 1
San Jose Clash/Earthquake	11	6	5	0	16	11	Lost 2
Colorado Rapids	17	5	10	2	18	26	Lost 2
MetroStars	13	5	7	1	22	25	Lost 1
New England Revolution	12	4	6	2	13	19	Lost 1
Miami Fusion	10	3	7	0	6	13	Lost 2
Tampa Bay Mutiny	11	2	9	0	12	23	Lost 8

ALL-TIME MLS CUP PLAYOFF ATTENDANCE TOTALS

	HOME GAMES			ROAD GAMES		
	DATES	TOTAL	AVERAGE	DATES	TOTAL	AVERAGE
Chicago Fire	13	198,014	15,232	11	158,331	14,394
Colorado Rapids	7	75,486	10,784	10	155,846	15,585
Columbus Crew	10	133,702	13,370	14	184,329	13,166
D.C. United	12	259,608	21,634	11	227,942	20,722
Dallas Burn	12	120,340	10,028	11	153,788	13,981
Kansas City Wizards	10	116,595	11,660	10	131,592	13,159
Los Angeles Galaxy	21	475,802	22,657	15	188,443	12,563
MetroStars	5	69,263	13,853	8	95,420	11,928
Miami Fusion	6	56,452	9,409	4	55,120	13,780
New England Revolution	6	60,819	10,137	6	109,983	18,331
San Jose Clash/Earthquakes	4	51,816	12,954	7	134,055	19,151
Tampa Bay Mutiny	6	57,466	9,578	5	80,514	16,103
MLS Totals	112	1,675,363	14,959			

ALL-TIME MLS CUP PLAYOFF CAREER GOALKEEPING LEADERS
GOALS AGAINST AVG.

PLAYER	TEAM	GP	MIN	SHTS	SVS	C/P	GA	GAA	W-L-T	SHO
Adin Brown	NE*	7	673	47	42	35	5	0.67	3-2-2	4
Joe Cannon	COL*	8	730	35	28	28	7	0.86	5-3-0	3
Marcus Hahnemann	COL	7	630	41	34	27	7	1.00	4-3-0	2
Zach Thornton	CHI*	24	2192	113	88	83	25	1.03	13-9-2	8
Kevin Hartman	LA	30	2746	141	103	81	38	1.25	16-10-3	8
Tom Presthus	CLB*	15	1261	62	43	60	19	1.36	10-5-0	7
Tony Meola	KC*	18	1658	103	75	68	28	1.52	7-9-2	6
David Kramer	COL*	11	813	52	38	27	14	1.55	3-5-2	3
Mark Dougherty	CLB*	10	900	45	29	30	16	1.60	5-5-0	3
Scott Garlick	COL*	9	809	54	39	37	15	1.67	4-4-0	1

Minimum: 600 minutes played

GAMES PLAYED IN GOAL

PLAYER	TEAM	GP
Kevin Hartman	LA	30
Zach Thornton	CHI*	24
Tony Meola	KC*	18
Tom Presthus	CLB*	15

MINUTES PLAYED IN GOAL

PLAYER	TEAM	MIN
Kevin Hartman	LA	2746
Zach Thornton	CHI*	2192
Tony Meola	KC*	1658
Tom Presthus	CLB*	1261

WINS

PLAYER	TEAM	GP	WON
Kevin Hartman	LA	30	16
Zach Thornton	CHI*	24	13
Tom Presthus	CLB*	15	10
Tony Meola	KC*	18	7

LOSSES

PLAYER	TEAM	GP	LOST
Kevin Hartman	LA	30	10
Tony Meola	KC*	18	9
Zach Thornton	CHI*	24	9
Mark Dodd	DAL	12	7
Matt Jordan	DAL	12	7

SAVES

PLAYER	TEAM	GP	SVS
Kevin Hartman	LA	30	103
Zach Thornton	CHI*	24	88
Tony Meola	KC*	18	75
Mark Dodd	DAL	12	45

SHUTOUTS

PLAYER	TEAM	GP	SHO
Kevin Hartman	LA	30	8
Zach Thornton	CHI*	24	8
Tom Presthus	CLB*	15	7
Tony Meola	KC*	18	6

ALL-TIME MLS CUP PLAYOFF CAREER INDIVIDUAL LEADERS
POINTS SCORED

PLAYER	TEAM	GP	G	A	PTS
Mauricio Cienfuegos	LA	34	7	14	28
Roy Lassiter	DC*	21	13	2	28
Jaime Moreno	MET*	21	10	8	28
Ante Razov	CHI*	27	8	9	25
Preki	KC*	23	10	4	24
Cobi Jones	LA	36	6	11	23
Brian McBride	CLB	22	9	3	21
Marco Etcheverry	DC	21	3	13	19
Stern John	CLB	10	8	2	18
Carlos Ruiz	LA	6	8	2	18

GOALS

PLAYER	TEAM	GP	GOALS
Roy Lassiter	DC*	21	13
Jaime Moreno	MET*	21	10
Preki	KC*	23	10
Brian McBride	CLB	22	9
Raul Diaz Arce	COL*	12	8
Stern John	CLB	10	8
Ante Razov	CHI*	27	8
Carlos Ruiz	LA	6	8
Mauricio Cienfuegos	LA	34	7

4 players tied with 6

ASSISTS

PLAYER	TEAM	GP	ASTS
Mauricio Cienfuegos	LA	34	14
Marco Etcheverry	DC	21	13
Cobi Jones	LA	36	11
Peter Nowak	CHI	20	10
Ante Razov	CHI*	27	9
Jaime Moreno	MET*	21	8
Simon Elliott	LA	23	6
John Harkes	CLB*	22	6
Andy Williams	CHI*	7	6

13 players tied with 5

POINTS PER GAME

PLAYER	TEAM	GP	G	A	PTS	AVG
Carlos Ruiz	LA	6	8	2	18	3.00
Rodrigo Faria	SJ*	3	3	1	7	2.33
Landon Donovan	SJ	8	6	3	15	1.88
Stern John	CLB	10	8	2	18	1.80
Adolfo Valencia	MET	8	5	4	14	1.75
Miklos Molnar	KC	7	5	0	10	1.43
Raul Diaz Arce	COL*	12	8	1	17	1.42
Roy Lassiter	DC*	21	13	2	28	1.33
Jaime Moreno	MET*	21	10	8	28	1.33
Carlos Hermosillo	LA	9	5	1	11	1.22

Minimum: 7 points

SHOTS

PLAYER	TEAM	GP	SHOTS
Ante Razov	CHI*	27	73
Jaime Moreno	MET*	21	62
Cobi Jones	LA	36	61
Preki	KC*	23	57

SHOTS ON GOAL

PLAYER	TEAM	GP	SOG
Roy Lassiter	DC*	21	30
Preki	KC*	23	30
Jaime Moreno	MET*	21	29
Ante Razov	CHI*	27	29

FOULS COMMITTED

PLAYER	TEAM	GP	FC
Diego Gutierrez	KC*	28	71
Chris Armas	CHI*	27	54
Chris Henderson	COL*	25	54

FOULS SUFFERED

PLAYER	TEAM	GP	FS
Cobi Jones	LA	36	96
Jaime Moreno	MET*	21	72
Mauricio Cienfuegos	LA	34	68

CAUTIONS (YELLOWS)

PLAYER	TEAM	GP	CAUT
Diego Gutierrez	KC*	28	9
Robert Warzycha	CLB	17	9
Mike Clark	CLB	22	8

EJECTIONS (RED CARDS)

PLAYER	TEAM	GP	EJECT
Diego Serna	LA*	6	2

28 players tied with 1

GAME-WINNING GOALS

PLAYER	TEAM	GP	GWG
Brian McBride	CLB	22	4
Jaime Moreno	MET*	21	4

Six players tied with 3

GAME-WINNING ASSISTS

PLAYER	TEAM	GP	GWA
Marco Etcheverry	DC	21	5
Cobi Jones	LA	36	4

Five players tied with 3

HAT TRICKS

PLAYER	TEAM	GP	HATS
Raul Diaz Arce	COL*	12	1
Stern John	CLB	10	1

MULTI-GOAL GAMES

PLAYER	TEAM	GP	GAMES
Roy Lassiter	DC*	21	4
Carlos Ruiz	LA	6	3

Six players tied with 2

PENALTY-KICK GOALS

PLAYER	TEAM	GP	PKG
Greg Vanney	LA	26	3
Lubos Kubik	DAL*	9	2
Jorge Rodriguez	DAL	18	2

GAMES PLAYED

PLAYER	TEAM	GP
Cobi Jones	LA	36
Mauricio Cienfuegos	LA	34
Jeff Agoos	SJ*	31
Ezra Hendrickson	DAL*	29

GAMES STARTED

PLAYER	TEAM	GS
Cobi Jones	LA	35
Mauricio Cienfuegos	LA	34
Jeff Agoos	SJ*	31
Chris Armas	CHI*	27

MINUTES PLAYED

PLAYER	TEAM	MIN
Cobi Jones	LA	3244
Mauricio Cienfuegos	LA	2986
Jeff Agoos	SJ*	2804
Chris Armas	CHI*	2442

ALL-TIME MLS CUP PLAYOFF SINGLE-SEASON INDIVIDUAL LEADERS
POINTS

YEAR	PLAYER	TEAM	GP	GOALS	ASTS	PTS
2002	Carlos Ruiz	LA	6	8	2	18
2000	Ante Razov	CHI	7	4	6	14
1996	Raul Diaz Arce	DC	6	6	1	13
2000	Hristo Stoitchkov	CHI	7	4	5	13

GOALS

YEAR	PLAYER	TEAM	GP	GOALS
2002	Carlos Ruiz	LA	6	8
1996	Raul Diaz Arce	DC	6	6
1996	Roy Lassiter	TB	5	6

ASSISTS

YEAR	PLAYER	TEAM	GP	ASTS
1999	Marco Etcheverry	DC	6	6
2000	Ante Razov	CHI	7	6

POINTS PER GAME

YEAR	PLAYER	TEAM	GP	G	A	PTS	AVG
2002	Carlos Ruiz	LA	6	8	2	18	3.00
1996	Roy Lassiter	TB	5	6	0	12	2.40
2001	Rodrigo Faria	MET	3	3	1	7	2.33
2002	Preki	KC	3	3	1	7	2.33

Minimum: 2 points

SHOTS

YEAR	PLAYER	TEAM	GP	SHOTS
2002	Carlos Ruiz	LA	6	34
2000	Miklos Molnar	KC	7	28
2000	Hristo Stoitchkov	CHI	7	27

SHOTS ON GOAL

YEAR	PLAYER	TEAM	GP	SOG
2002	Carlos Ruiz	LA	6	19
2000	Ante Razov	CHI	7	14

FOULS COMMITTED

YEAR	PLAYER	TEAM	GP	FC
2000	Matt McKeon	KC	7	22
2002	Pablo Mastroeni	COL	5	21
2000	Miklos Molnar	KC	7	20

FOULS SUFFERED

YEAR	PLAYER	TEAM	GP	FS
2002	Carlos Ruiz	LA	6	30
1999	Cobi Jones	LA	6	28
2001	Landon Donovan	SJ	6	25

CAUTIONS (YELLOW)

18 players tied with 3

EJECTIONS (RED CARDS)

YEAR	PLAYER	TEAM	GP	EJECT
2001	Diego Serna	MIA	4	2

28 players tied with 1

GAME-WINNING GOALS

YEAR	PLAYER	TEAM	GP	GWG
1999	Jaime Moreno	DC	6	3
2000	Miklos Molnar	KC	7	3
2002	Carlos Ruiz	LA	6	3

7 players tied with 2

GAME-WINNING ASSISTS

14 players tied with 2

PENALTY-KICK GOALS

YEAR	PLAYER	TEAM	GP	PKG
1998	Lubos Kubik	CHI	5	2
1999	Greg Vanney	LA	6	2

15 players tied with 1

GAMES PLAYED

32 players tied with 7

GAMES STARTED

28 players tied with 7

MINUTES PLAYED

YEAR	PLAYER	TEAM	MIN
2001	Simon Elliott	LA	676
2001	Peter Vagenas	LA	676
2001	Cobi Jones	LA	674
2002	Joe Franchino	NE	673
2002	Steve Ralston	NE	673

ALL-TIME MLS CUP PLAYOFF SINGLE-SEASON GOALKEEPING LEADERS
GAMES PLAYED IN GOAL

YEAR	PLAYER	TEAM	GP
2000	Tony Meola	KC	7
2000	Zach Thornton	CHI	7
2001	Kevin Hartman	LA	7
2002	Adin Brown	NE	7

GAMES STARTED IN GOAL

YEAR	PLAYER	TEAM	GS
2000	Tony Meola	KC	7
2000	Zach Thornton	CHI	7
2001	Kevin Hartman	LA	7
2002	Adin Brown	NE	7

MINUTES PLAYED IN GOAL

YEAR	PLAYER	TEAM	MIN
2001	Kevin Hartman	LA	676
2002	Adin Brown	NE	673
2000	Tony Meola	KC	659

GOALS AGAINST AVG.

YEAR	PLAYER	TEAM	GP	MIN	GA	GAA
1998	Zach Thornton	CHI	5	450	2	0.40
2001	Joe Cannon	SJ	6	550	3	0.49
2000	Tony Meola	KC	7	659	4	0.55

Minimum: 167 minutes played

ALL-TIME STATISTICS
WINS

YEAR	PLAYER	TEAM	GP	WON
1996	Mark Simpson	DC	6	5
1998	Zach Thornton	CHI	5	5
1999	Tom Presthus	DC	6	5
2001	Joe Cannon	SJ	6	5
2002	Kevin Hartman	LA	6	5

LOSSES

YEAR	PLAYER	TEAM	GP	LOST
1996	Garth Lagerwey	KC	5	3
2000	Zach Thornton	CHI	7	3
2001	Nick Rimando	MIA	6	3
2002	David Kramer	COL	5	3

SAVES

YEAR	PLAYER	TEAM	GP	SVS
2002	Adin Brown	NE	7	42
2000	Tony Meola	KC	7	30
2000	Zach Thornton	CHI	7	29

SHUTOUTS

YEAR	PLAYER	TEAM	GP	SHO
2000	Tony Meola	KC	7	5
1999	Tom Presthus	DC	6	4
2002	Adin Brown	NE	7	4

SAVES PERCENTAGE

YEAR	PLAYER	TEAM	GP	SAVES	SOG	PCT
1998	Zach Thornton	CHI	5	20	22	90.9
2000	Tony Meola	KC	7	30	34	88.2
1998	Marcus Hahnemann	COL	2	11	13	84.6

Minimum: 7 saves

ALL-TIME MLS CUP PLAYOFF TEAM STATISTICS
GOAL-SCORING TOTALS

TEAM	OVERALL	GOALS FOR		GOALS AGAINST	
	RECORD	TOTAL	AVG	TOTAL	AVG
D.C. United	19-4-0	45	1.96	25	1.09 (3d)
Los Angeles Galaxy	21-12-3	65	1.81	44	1.22 (4th)
MetroStars	5-7-1	22	1.69	25	1.92 (10th)
Chicago Fire	13-9-2	37	1.54	25	1.04 (2d)
Columbus Crew	11-11-2	36	1.50	41	1.71 (9th)
Kansas City Wizards	8-10-2	30	1.50	32	1.60 (8th)
San Jose Earthquakes	6-5-0	16	1.45	11	1.00 (1st)
Dallas Burn	7-14-2	30	1.30	46	2.00 (11th)
Tampa Bay Mutiny	2-9-0	12	1.09	23	2.09 (12th)
New England Revolution	4-6-2	13	1.08	19	1.58 (7th)
Colorado Rapids	5-10-2	18	1.06	26	1.53 (6th)
Miami Fusion	3-7-0	6	0.60	13	1.30 (5th)
MLS Totals		330	2.95 goals per game		

TEAM TOTALS

TEAM	GP	G	A	SHT	SOG	PG	PA	BK	FC	FS	OFF	CK	C
Chicago Fire	24	37	53	305	134	3	4	6	416	450	85	120	59
Colorado Rapids	17	18	25	219	92	2	3	3	312	271	53	79	31
Columbus Crew	24	36	48	313	132	1	1	6	413	404	79	129	51
D.C. United	23	45	55	325	152	1	1	5	365	383	93	146	33
Dallas Burn	23	30	36	244	114	3	4	8	438	386	66	111	65
Kansas City Wizards	20	30	29	285	131	2	2	5	354	331	49	102	47
Los Angeles Galaxy	36	65	72	460	213	5	6	11	600	572	121	203	62
MetroStars	13	22	27	163	74	1	1	8	209	198	35	54	30
Miami Fusion	10	6	8	95	39	0	0	3	154	169	35	42	21
New England Revolution	12	13	11	110	54	1	1	7	198	186	30	44	28
San Jose Earthquakes	11	16	24	141	68	0	0	2	167	162	46	74	23
Tampa Bay Mutiny	11	12	14	154	56	0	0	1	173	152	38	59	20

TEAM TOTALS, RANK WITHIN CATEGORY

TEAM	G	A	SHT	SOG	BLK	FC	FS	OFF	CK	C
Chicago Fire	4	2	8	6	6	4	1	3	7	2
Colorado Rapids	11	8	5	8	11	2	7	8	9	9
Columbus Crew	5	5	4	7	6	5	3	7	4	6
D.C. United	1	1	2	1	9	9	5	2	2	12
Dallas Burn	8	7	10	10	3	1	4	9	8	1
Kansas City Wizards	5	9	1	2	6	3	6	12	6	3
Los Angeles Galaxy	2	5	7	4	4	6	8	6	3	11
MetroStars	3	4	9	5	1	8	10	10	11	5
Miami Fusion	12	12	11	12	5	11	2	4	10	7
New England Revolution	10	11	12	11	2	7	9	11	12	4
San Jose Earthquakes	7	3	6	3	10	12	11	1	1	8
Tampa Bay Mutiny	9	10	3	9	12	10	12	5	5	10

OVERALL WIN-LOSS BREAKDOWN

TEAM	HOME				ROAD				HOME		ROAD	
	W	L	T	PCT	W	L	T	PCT	GF	GA	GF	GA
Chicago Fire	11	1	1	.885	2	8	1	.227	30	9	7	16
Colorado Rapids	3	3	1	.500	2	7	1	.250	6	7	12	19
Columbus Crew	6	4	0	.600	5	7	2	.429	21	14	15	27
D.C. United	12	0	0	1.000	7	4	0	.636	31	8	14	17
Dallas Burn	6	4	2	.583	1	10	0	.091	23	19	7	27
Kansas City Wizards	7	2	1	.750	1	8	1	.150	18	9	12	23
Los Angeles Galaxy	15	5	1	.738	6	7	2	.467	49	22	16	22
MetroStars	4	1	0	.800	1	6	1	.188	11	5	11	20
Miami Fusion	3	3	0	.500	0	4	0	.000	5	2	1	11
New England Revolution	3	1	2	.667	1	5	0	.167	9	4	4	15
San Jose Earthquakes	3	1	0	.750	3	4	0	.429	9	2	7	9
Tampa Bay Mutiny	1	5	0	.167	1	4	0	.200	7	10	5	13

TEAM vs TEAM RECORDS

TEAM	vs CHI	vs COL	vs CLB	vs DC	vs DAL	vs KC	vs LA	vs MET	vs MIA	vs NE	vs SJ	vs TB
Chicago Fire	---	2-0-0	0-0-0	1-0-0	3-2-1	0-1-0	2-2-1	2-1-0	0-0-0	3-3-0	0-0-0	0-0-0
Colorado Rapids	0-2-0	---	0-0-0	0-1-0	3-1-1	2-2-1	0-4-0	0-0-0	0-0-0	0-0-0	0-0-0	0-0-0
Columbus Crew	0-0-0	0-0-0	---	2-6-0	0-0-0	0-0-0	0-0-0	2-0-0	0-0-0	0-1-2	2-2-0	5-2-0
D.C. United	0-1-0	1-0-0	6-2-0	---	0-0-0	0-0-0	2-0-0	2-1-0	4-0-0	2-0-0	0-0-0	2-0-0
Dallas Burn	2-3-1	1-3-1	0-0-0	0-0-0	---	1-2-0	3-4-0	0-2-0	0-0-0	0-0-0	0-0-0	0-0-0
Kansas City Wizards	1-0-0	2-2-1	0-0-0	0-0-0	2-1-0	---	2-5-1	0-0-0	1-2-0	0-0-0	0-0-0	0-0-0
Los Angeles Galaxy	2-2-1	4-0-0	0-0-0	0-2-0	4-3-0	5-2-1	---	1-1-1	0-0-0	1-0-0	2-2-0	2-0-0
MetroStars	1-2-0	0-0-0	0-2-0	1-2-0	2-0-0	0-0-0	1-1-1	---	0-0-0	0-0-0	0-0-0	0-0-0
Miami Fusion	0-0-0	0-0-0	0-0-0	0-4-0	0-0-0	2-1-0	0-0-0	0-0-0	---	0-0-0	1-2-0	0-0-0
New England Revolution	3-3-0	0-0-0	1-0-2	0-2-0	0-0-0	0-0-0	0-1-0	0-0-0	0-0-0	---	0-0-0	0-0-0
San Jose Earthquakes	0-0-0	0-0-0	2-2-0	0-0-0	0-0-0	0-0-0	2-2-0	0-0-0	2-1-0	0-0-0	---	0-0-0
Tampa Bay Mutiny	0-0-0	0-0-0	2-5-0	0-2-0	0-0-0	0-0-0	0-2-0	0-0-0	0-0-0	0-0-0	0-0-0	---

TEAM vs TEAM AGGREGATE GOALS

TEAM	vs CHI	vs COL	vs CLB	vs DC	vs DAL	vs KC	vs LA	vs MET	vs MIA	vs NE	vs SJ	vs TB
Chicago Fire	---	2-1	0-0	2-0	12-6	0-1	4-5	6-4	0-0	11-8	0-0	0-0
Colorado Rapids	1-2	---	0-0	1-2	8-6	8-6	0-10	0-0	0-0	0-0	0-0	0-0
Columbus Crew	0-0	0-0	---	12-18	0-0	0-0	0-0	6-4	0-0	2-3	5-8	11-8
D.C. United	0-2	2-1	18-12	---	0-0	0-0	5-2	5-3	4-1	5-2	0-0	6-2
Dallas Burn	6-12	6-8	0-0	0-0	---	6-6	10-16	2-4	0-0	0-0	0-0	0-0
Kansas City Wizards	1-0	6-8	0-0	0-0	6-6	---	13-14	0-0	4-4	0-0	0-0	0-0
Los Angeles Galaxy	5-4	10-0	0-0	2-5	16-10	14-13	---	6-7	0-0	1-0	5-3	6-2
MetroStars	4-6	0-0	4-6	3-5	4-2	0-0	7-6	---	0-0	0-0	0-0	0-0
Miami Fusion	0-0	0-0	0-0	1-4	0-0	4-4	0-0	0-0	---	0-0	1-5	0-0
New England Revolution	8-11	0-0	3-2	2-5	0-0	0-0	0-1	0-0	0-0	---	0-0	0-0
San Jose Earthquakes	0-0	0-0	8-5	0-0	0-0	0-0	3-5	0-0	5-1	0-0	---	0-0
Tampa Bay Mutiny	0-0	0-0	8-11	2-6	0-0	0-0	2-6	0-0	0-0	0-0	0-0	---

TEAM GOALS SCORED INTERVALS

TEAM	GP	G	1-15	16-30	31-45	46-60	61-75	76-90	OT
Los Angeles Galaxy	36	65	7	9	11	9	11	12	6
D.C. United	23	45	5	5	8	9	8	9	1
Chicago Fire	24	37	5	6	11	4	3	8	0
Columbus Crew	24	36	5	3	7	7	3	10	1
Kansas City Wizards	20	30	4	8	4	2	8	3	1
Dallas Burn	23	30	3	6	3	5	8	5	0
MetroStars	13	22	1	1	5	4	4	6	1
Colorado Rapids	17	18	1	4	1	0	6	5	1
San Jose Earthquakes	11	16	2	1	4	3	2	2	2
New England Revolution	12	13	3	3	0	3	2	2	0
Tampa Bay Mutiny	11	12	2	2	3	2	1	2	0
Miami Fusion	10	6	1	1	0	2	2	0	0

TEAM GOALS ALLOWED INTERVALS

TEAM	GP	G	1-15	16-30	31-45	46-60	61-75	76-90	OT
San Jose Earthquakes	11	11	0	1	3	3	0	4	0
Miami Fusion	10	13	1	3	4	1	1	2	1
New England Revolution	12	19	3	1	2	3	4	4	2
Tampa Bay Mutiny	11	23	3	2	3	7	2	6	0
Chicago Fire	24	25	3	3	6	4	2	5	2
MetroStars	13	25	4	4	5	3	4	4	1
D.C. United	23	25	3	2	5	4	6	5	0
Colorado Rapids	17	26	5	4	2	4	8	3	0
Kansas City Wizards	20	32	2	7	3	3	10	5	2
Columbus Crew	24	41	9	4	7	9	4	8	0
Los Angeles Galaxy	36	44	0	9	8	5	13	6	3
Dallas Burn	23	46	6	9	9	4	4	12	2

HOME GOAL-SCORING TOTALS

TEAM	W	L	T	GF	AVG	GA	AVG
D.C. United	12	0	0	31	2.58	8	0.67
Columbus Crew	6	4	0	21	2.10	14	1.40
Kansas City Wizards	7	2	1	18	1.80	9	0.90
Los Angeles Galaxy	15	5	1	49	2.33	22	1.05
San Jose Earthquakes	3	1	0	9	2.25	2	0.50
Dallas Burn	6	4	2	23	1.92	19	1.58
New England Revolution	3	1	2	9	1.50	4	0.67
MetroStars	4	1	0	11	2.20	5	1.00
Colorado Rapids	3	3	1	6	0.86	7	1.00
Chicago Fire	11	1	1	30	2.31	9	0.69
Tampa Bay Mutiny	1	5	0	7	1.17	10	1.67
Miami Fusion	3	3	0	5	0.83	2	0.33

ROAD GOAL-SCORING TOTALS

TEAM	W	L	T	GF	AVG	GA	AVG
Los Angeles Galaxy	6	7	2	16	1.07	22	1.47
D.C. United	7	4	0	14	1.27	17	1.55
Columbus Crew	5	7	2	15	1.07	27	1.93
Dallas Burn	1	10	0	7	0.64	27	2.45
Colorado Rapids	2	7	1	12	1.20	19	1.90
San Jose Earthquakes	3	4	0	7	1.00	9	1.29
New England Revolution	1	5	0	4	0.67	15	2.50
MetroStars	1	6	1	11	1.38	20	2.50
Chicago Fire	2	8	1	7	0.64	16	1.45
Kansas City Wizards	1	8	1	12	1.20	23	2.30
Tampa Bay Mutiny	1	4	0	5	1.00	13	2.60
Miami Fusion	0	4	0	1	0.25	11	2.75

FIRST-HALF GOAL-SCORING TOTALS

TEAM	W	L	T	GF	AVG	GA	AVG
Los Angeles Galaxy	21	12	3	27	0.75	17	0.47
Chicago Fire	13	9	2	22	0.92	12	0.50
D.C. United	19	4	0	18	0.78	10	0.43
Kansas City Wizards	8	10	2	16	0.80	12	0.60
Columbus Crew	11	11	2	15	0.63	20	0.83
Dallas Burn	7	14	2	12	0.52	24	1.04
San Jose Earthquakes	6	5	0	7	0.64	4	0.36
Tampa Bay Mutiny	2	9	0	7	0.64	8	0.73
MetroStars	5	7	1	7	0.54	13	1.00
New England Revolution	4	6	2	6	0.50	6	0.50
Colorado Rapids	5	10	2	6	0.35	11	0.65
Miami Fusion	3	7	0	2	0.20	8	0.80

SECOND-HALF GOAL-SCORING TOTALS

TEAM	W	L	T	GF	AVG	GA	AVG
Los Angeles Galaxy	21	12	3	32	0.89	24	0.67
D.C. United	19	4	0	26	1.13	15	0.65
Columbus Crew	11	11	2	20	0.83	21	0.88
Dallas Burn	7	14	2	18	0.78	20	0.87
Chicago Fire	13	9	2	15	0.63	11	0.46
MetroStars	5	7	1	14	1.08	11	0.85
Kansas City Wizards	8	10	2	13	0.65	18	0.90
Colorado Rapids	5	10	2	11	0.65	15	0.88
New England Revolution	4	6	2	7	0.58	11	0.92
San Jose Earthquakes	6	5	0	7	0.64	7	0.64
Tampa Bay Mutiny	2	9	0	5	0.45	15	1.36
Miami Fusion	3	7	0	4	0.40	4	0.40

RECORD WHEN SCORING FIRST GOAL

TEAM	W	L	T	PCT
San Jose Earthquakes	5	0	0	1.000
Miami Fusion	2	0	0	1.000
Columbus Crew	9	0	0	1.000
D.C. United	15	2	0	.882
Chicago Fire	11	2	1	.821
Los Angeles Galaxy	17	4	0	.810
Colorado Rapids	3	1	0	.750
MetroStars	3	1	1	.700
Tampa Bay Mutiny	2	1	0	.667
New England Revolution	4	2	1	.643
Kansas City Wizards	7	4	0	.636
Dallas Burn	3	3	2	.500

RECORD WHEN ALLOWING FIRST GOAL

TEAM	W	L	T	PCT
D.C. United	4	2	0	.667
Los Angeles Galaxy	4	8	2	.357
Dallas Burn	4	11	0	.267
Chicago Fire	2	7	1	.250
MetroStars	2	6	0	.250
Colorado Rapids	2	9	1	.208
Columbus Crew	2	11	1	.179
San Jose Clash/Earthquakes	1	5	0	.167
Kansas City Wizards	1	6	0	.143
Miami Fusion	1	7	0	.125
New England Revolution	0	4	0	.000
Tampa Bay Mutiny	0	8	0	.000

RECORD WHEN LEADING AT THE HALF

TEAM	W	L	T	PCT
San Jose Earthquakes	4	0	0	1.000
Miami Fusion	1	0	0	1.000
Colorado Rapids	2	0	0	1.000
Columbus Crew	6	0	0	1.000
D.C. United	9	0	0	1.000
New England Revolution	4	0	1	.900
Chicago Fire	7	1	0	.875
Kansas City Wizards	6	1	0	.857
MetroStars	2	0	1	.833
Los Angeles Galaxy	9	2	0	.818
Tampa Bay Mutiny	1	1	0	.500
Dallas Burn	2	2	1	.500

RECORD WHEN TRAILING AT THE HALF

TEAM	W	L	T	PCT
D.C. United	2	3	0	.400
Los Angeles Galaxy	2	5	1	.313
MetroStars	1	3	0	.250
Kansas City Wizards	1	4	0	.200
Dallas Burn	1	8	0	.111
Chicago Fire	0	5	1	.083
Columbus Crew	0	8	1	.056
Colorado Rapids	0	6	0	.000
San Jose Earthquakes	0	2	0	.000
Tampa Bay Mutiny	0	3	0	.000
Miami Fusion	0	4	0	.000
New England Revolution	0	2	0	.000

RECORD IN ONE-GOAL GAMES

TEAM	REGULATION/OT				SHOOTOUT				BOTH			
	W	L	T	PCT	W	L	T	PCT	W	L	T	PCT
D.C. United	9	0	0	1.000	3	1	0	.750	12	1	0	.923
Los Angeles Galaxy	11	5	0	.688	1	3	0	.250	12	8	0	.600
San Jose Earthquakes	3	3	0	.500	0	0	0	---	3	3	0	.500
Miami Fusion	2	2	0	.500	0	2	0	.000	2	4	0	.333
Columbus Crew	4	4	0	.500	1	0	0	1.000	5	4	0	.556
Chicago Fire	5	6	0	.455	2	0	0	1.000	7	6	0	.538
Kansas City Wizards	5	6	0	.455	1	1	0	.500	6	7	0	.462
Colorado Rapids	4	5	0	.444	0	1	0	.000	4	6	0	.400
New England Revolution	2	3	0	.400	0	1	0	.000	2	4	0	.333
MetroStars	2	4	0	.333	1	1	0	.500	3	5	0	.375
Dallas Burn	3	8	0	.273	2	1	0	.667	5	9	0	.357
Tampa Bay Mutiny	0	4	0	.000	0	0	0	---	0	4	0	.000

TEAM WINNING STREAK LEADERS

TEAM	#	START	STOP
D.C. United	13	09/27/1996	10/11/1998
Chicago Fire	5	10/01/1998	10/25/1998
Los Angeles Galaxy	4	10/02/2002	
Colorado Rapids	4	10/04/1997	10/15/1997
Los Angeles Galaxy	4	09/29/1996	10/13/1996

TEAM HOME WINNING STREAK LEADERS

TEAM	#	START	STOP
D.C. United	12	09/27/1996	
Chicago Fire	10	10/01/1998	09/29/2001
Los Angeles Galaxy	4	09/25/2002	
Kansas City Wizards	4	10/06/2000	
Columbus Crew	4	09/30/1998	11/07/1999

TEAM ROAD WINNING STREAK LEADERS

TEAM	#	START	STOP
Chicago Fire	2	10/05/1998	10/10/1998
Colorado Rapids	2	10/04/1997	10/12/1997
D.C. United	5	10/12/1996	10/04/1998
San Jose Earthquakes	2	10/17/2001	10/21/2001

TEAM UNDEFEATED STREAK LEADERS

TEAM	#	START	STOP
D.C. United	13	09/27/1996	10/11/1998
Chicago Fire	5	10/01/1998	10/25/1998
Eight teams tied with 4			

TEAM HOME UNDEFEATED STREAK LEADERS

TEAM	#	START	STOP
D.C. United	12	09/27/1996	
Chicago Fire	11	10/01/1998	10/10/2001
Kansas City Wizards	7	09/16/2000	

TEAM ROAD UNDEFEATED STREAK LEADERS

TEAM	#	START	STOP
D.C. United	5	10/12/1996	10/04/1998
Columbus Crew	3	09/25/2002	
Five teams tied at 2			

TEAM LOSING STREAK LEADERS

TEAM	#	START	STOP
Tampa Bay Mutiny	8	10/10/1996	
Colorado Rapids	6	10/26/1997	09/16/2000
Five teams tied at 4			

TEAM HOME LOSING STREAK LEADERS

TEAM	#	START	STOP
Tampa Bay Mutiny	4	10/12/1996	
Five teams tied at 2			

TEAM ROAD LOSING STREAK LEADERS

TEAM	#	START	STOP
Dallas Burn	9	10/15/1997	
Colorado Rapids	6	10/26/1997	09/25/2002
Kansas City Wizards	5	10/03/2000	
Chicago Fire	5	10/16/1999	10/15/2000

ALL-TIME MLS CUP PLAYOFF SINGLE-GAME RECORDS
INDIVIDUAL RECORDS

Points	8	Ante Razov, CHI	09/22/2000	vs. NE	W 6-0
Goals	3	Raul Diaz Arce, DC	10/10/1996	vs. TB	W 4-1
	3	Stern John, CLB	11/07/1999	vs. DC	W 5-1
Assists	4	Ante Razov, CHI	09/22/2000	vs. NE	W 6-0
Shots	10	Onandi Lowe, KC	09/29/2001	at MIA	L 1-2
Shots on Goal	6	Carlos Ruiz, LA	09/25/2002	vs. KC	W 3-2
Fouls Committed	7	Ben Iroha, SJ	09/26/1996	vs. LA	W 1-0
	7	Ben Olsen, DC	10/21/1998	vs. CLB	W 3-0
	7	Greg Vanney, LA	09/14/2000	at TB	W 1-0
	7	Pablo Mastroeni, COL	09/25/2002	at DAL	L 2-4
Fouls Suffered	9	Gilmar, TB	10/05/1997	vs. CLB	L 1-2
	9	Diego Serna, MIA	09/30/1998	at DC	L 1-2
	9	Stern John, CLB	10/03/1998	at MET	W 1-1
	9	Andy Williams, CLB	10/03/1998	at MET	W 1-1
Saves	12	Mark Dodd, DAL	09/26/1996	at KC	L 2-3
Shots Faced	15	Mark Dodd, DAL	09/26/1996	at KC	L 2-3
Goals Allowed	6	Mark Dodd, DAL	10/01/1998	at LA	L 1-6
	6	Jeff Causey, NE	09/22/2000	at CHI	L 0-6

TEAM RECORDS

Points	24	Chicago Fire	09/22/2000	vs. NE	W 6-0
Goals	6	Los Angeles Galaxy	10/01/1998	vs. DAL	W 6-1
	6	Chicago Fire	09/22/2000	vs. NE	W 6-0
Assists	12	Chicago Fire	09/22/2000	vs. NE	W 6-0
Shots	29	Los Angeles Galaxy	09/23/2001	vs. MET	T 1-1
Shots on Goal	15	Kansas City Wizards	09/26/1996	vs. DAL	W 3-2
Fouls Committed	32	Dallas Burn	09/23/2001	vs. CHI	T 1-1
Fouls Suffered	32	Chicago Fire	09/23/2001	at DAL	T 1-1
Corner Kicks	13	San Jose Earthquakes	10/21/2001	at LA	W 2-1
Offside	12	D.C. United	10/24/1999	at MIA	W 0-0
Saves	12	Dallas Burn	09/26/1996	at KC	L 2-3
Shots Faced	15	Dallas Burn	09/26/1996	at KC	L 2-3
Goals Allowed	6	Dallas Burn	10/01/1998	at LA	L 1-6
	6	New England Revolution	09/22/2000	at CHI	L 0-6

ALL-TIME MLS CUP PLAYOFFS HIGHS AND LOWS: 1996-2002

LARGEST MARGIN OF VICTORY - GAME

#	Teams	Date	Score
6	CHI	09/22/2000	CHI 6 vs NE 0
5	LA	10/01/1998	LA 6 vs DAL 1

Four teams tied with 4

LARGEST LEAD BLOWN - GAME

#	Teams	Date	Score
2	LA	10/20/1996	LA 2 vs DC 3
2	DAL	10/04/1998	DAL 2 vs LA 3
2	CHI	10/27/1999	CHI 2 at DAL 3

19 teams tied with 1

MOST GOALS - BOTH TEAMS - ONE GAME

GLS	Teams	Date	Score
8	MET-CLB	09/30/1998	MET 3 at CLB 5
7	DAL-LA	10/01/1998	DAL 1 at LA 6
7	TB -LA	09/20/2000	TB 2 at LA 5
7	KC -LA	10/02/2002	KC 2 at LA 5

Five teams tied with 6

GOALS - ONE TEAM - ONE GAME

GLS	Teams	Date	Score
6	LA	10/01/1998	LA 6 vs DAL 1
6	CHI	09/22/2000	CHI 6 vs NE 0
5	CLB	09/30/1998	CLB 5 vs MET 3
5	CLB	11/07/1999	CLB 5 vs DC 1
5	LA	09/20/2000	LA 5 vs TB 2
5	LA	10/02/2002	LA 5 vs KC 2

MOST GOALS - ONE TEAM - 1ST HALF

GLS	Teams	Date	Score
5	LA	10/01/1998	LA 6 vs DAL 1
4	CLB	09/30/1998	CLB 5 vs MET 3
4	CHI	09/22/2000	CHI 6 vs NE 0

Four teams tied with 3

MOST GOALS - ONE TEAM - 2ND HALF

All-Time Most Goals - One Team - 2nd Half

GLS	Teams	Date	Score
4	MET	09/26/2001	MET 4 vs LA 1

Ten teams tied with 3

MOST GOALS - OTH TEAMS - 1ST HALF

GLS	Teams	Date	Score
5	DAL-LA	10/01/1998	DAL 1 at LA 6
4	MET-CLB	09/30/1998	MET 3 at CLB 5
4	NE -CHI	09/22/2000	NE 0 at CHI 6
4	MET-CHI	10/06/2000	MET 2 at CHI 3

MOST GOALS - BOTH TEAMS - 2ND HALF

GLS	Teams	Date	Score
5	KC -LA	10/02/2002	KC 2 at LA 5

Eight teams tied with 4

MOST SHOTS ON GOAL - BOTH TEAMS - ONE GAME

SOG	Teams	Date	Score
22	DAL-KC	09/26/1996	DAL 2 at KC 3
20	DAL-LA	10/01/1998	DAL 1 at LA 6
19	KC -COL	10/08/1997	KC 2 at COL 3
19	CLB-NE	10/12/2002	CLB 2 at NE 2

MOST SHOTS ON GOAL - ONE TEAM - ONE GAME

SOG	Teams	Date	Score
15	KC	09/26/1996	KC 3 vs DAL 2
13	LA	10/01/1998	LA 6 vs DAL 1
12	SJ	10/14/2001	SJ 4 vs MIA 0
12	CLB	10/12/2002	CLB 2 at NE 2

MOST FOULS COMMITTED - BOTH TEAMS - ONE GAME

FC	Teams	Date	Score
50	DC -CLB	10/18/1998	DC 2 at CLB 4
48	CLB-MET	10/03/1998	CLB 1 at MET 1
48	DAL-CHI	09/29/2001	DAL 0 at CHI 2
47	LA -KC	10/06/2000	LA 0 at KC 2

MOST FOULS COMMITTED - ONE TEAM - ONE GAME

FC	Teams	Date	Score
32	DAL	09/23/2001	DAL 1 vs CHI 1
31	MET	10/03/1998	MET 1 vs CLB 1
30	CLB	11/07/1999	CLB 5 vs DC 1
30	DAL	09/29/2001	DAL 0 at CHI 2
29	LA	10/13/2001	LA 1 vs CHI 0

FEWEST GOALS - BOTH TEAMS - ONE GAME

GLS	Teams	Date	Score
0	DAL-LA	10/05/1997	DAL 0 at LA 0
0	DC -MIA	10/04/1998	DC 0 at MIA 0
0	DC -MIA	10/24/1999	DC 0 at MIA 0
0	KC -COL	09/20/2000	KC 0 at COL 0
0	LA -KC	09/29/2000	LA 0 at KC 0
0	CLB-NE	10/06/2002	CLB 0 at NE 0

FEWEST GOALS - ONE TEAM - ONE GAME

GLS	Teams	Date	Score
58	teams tied with 0		

FEWEST SHOTS ON GOAL - BOTH TEAMS - ONE GAME

SOG	Teams	Date	Score
4	DAL-LA	10/05/1997	DAL 0 at LA 0
4	LA -TB	09/14/2000	LA 1 at TB 0
5	CLB-MET	10/03/1998	CLB 1 at MET 1
5	DC -MIA	10/04/1998	DC 0 at MIA 0
5	CHI-DAL	10/16/1999	CHI 1 at DAL 2
5	SJ -LA	10/21/2001	SJ 2 at LA 1

FEWEST SHOTS ON GOAL - ONE TEAM - ONE GAME

SOG	Teams	Date	Score
1	DAL	10/05/1997	DAL 0 at LA 0
1	DAL	10/23/1999	DAL 0 at CHI 4
1	DC	10/24/1999	DC 0 at MIA 0
1	DC	11/07/1999	DC 1 at CLB 5
1	TB	09/14/2000	TB 0 vs LA 1
1	LA	09/29/2000	LA 0 at KC 0
1	CHI	09/26/2002	CHI 0 at NE 2
1	NE	09/29/2002	NE 1 at CHI 2
1	COL	10/09/2002	COL 0 vs LA 1
1	NE	10/20/2002	NE 0 at LA 1

FEWEST FOULS COMMITTED - BOTH TEAMS - ONE GAME

FC	Teams	Date	Score
18	DC -MET	09/24/1996	DC 2 at MET 2
18	MET-DC	09/27/1996	MET 0 at DC 1
20	TB -DC	10/10/1996	TB 1 at DC 4
20	CLB-NE	10/12/2002	CLB 2 at NE 2

Three tied with 21

FEWEST FOULS COMMITTED - ONE TEAM - ONE GAME

FC	Teams	Date	Score
5	DC	10/10/1996	DC 4 vs TB 1
6	MET	09/24/1996	MET 2 vs DC 2
7	NE	09/22/2000	NE 0 at CHI 6
7	MIA	09/26/2001	MIA 0 at KC 3

Six teams tied with 8

YOUNGEST PLAYER TO ...

play in a game	DaMarcus Beasley, CHI	18 yrs., 114 days	5/24/1982	09/15/2000	CHI vs NE
start a game	DaMarcus Beasley, CHI	18 yrs., 114 days	5/24/1982	09/15/2000	CHI vs NE
play a complete game	DaMarcus Beasley, CHI	18 yrs., 118 days	5/24/1982	09/19/2000	CHI at NE
score a goal	DaMarcus Beasley, CHI	19 yrs., 146 days	5/24/1982	10/17/2001	CHI vs LA
record an assist	DaMarcus Beasley, CHI	18 yrs., 121 days	5/24/1982	09/22/2000	CHI vs NE
play a game as GK	Nick Rimando, MIA	22 yrs., 97 days	6/17/1979	09/22/2001	MIA vs KC
start a game as GK	Nick Rimando, MIA	22 yrs., 97 days	6/17/1979	09/22/2001	MIA vs KC
play a CG as GK	Nick Rimando, MIA	22 yrs., 97 days	6/17/1979	09/22/2001	MIA vs KC
record a shutout	Nick Rimando, MIA	22 yrs., 97 days	6/17/1979	09/22/2001	MIA vs KC
record a win	Nick Rimando, MIA	22 yrs., 97 days	6/17/1979	09/22/2001	MIA vs KC

OLDEST PLAYER TO ...

play in a game	Carlos Valderrama, COL	41 yrs., 37 days	9/02/1961	10/09/2002	COL vs LA
start a game	Carlos Valderrama, COL	41 yrs., 37 days	9/02/1961	10/09/2002	COL vs LA
play a complete game	Carlos Valderrama, COL	41 yrs., 37 days	9/02/1961	10/09/2002	COL vs LA
score a goal	Carlos Valderrama, COL	41 yrs., 23 days	9/02/1961	09/25/2002	COL at DAL
record an assist	Preki, KC	39 yrs., 96 days	6/24/1963	09/28/2002	KC vs LA
play a game as GK	Walter Zenga, NE	37 yrs., 163 days	4/28/1960	10/08/1997	NE vs DC
start a game as GK	Walter Zenga, NE	37 yrs., 163 days	4/28/1960	10/08/1997	NE vs DC
play a CG as GK	Walter Zenga, NE	37 yrs., 163 days	4/28/1960	10/08/1997	NE vs DC
record a shutout	Tony Meola, KC	32 yrs., 217 days	2/21/1969	09/26/2001	KC vs MIA
record a win	Mark Dodd, DAL	34 yrs., 43 days	9/14/1965	10/27/1999	DAL vs CHI

MLS CUP PLAYOFF - OWN GOALS RECEIVED

DATE	REC TM	OFF TM	MIN	PLAYER
09/15/2000	CHI 2 vs NE	1	54	Mauricio Wright

MLS CUP PLAYOFF - WINNINGEST COACHES (BY WINS)

COACH	TM	W	L	T	PCT	PTS	OT
Sigi Schmid	LA	15	6	3	.688	48	5-1-3
Bruce Arena	MUS*	14	3	0	.824	38	1-0-0
Bob Bradley	MET*	13	9	2	.583	37	0-2-2
Tom Fitzgerald	CLB	9	8	0	.529	25	0-0-0
Thomas Rongen	DC*	7	6	0	.538	19	0-0-0
Bob Gansler	KC	6	5	2	.538	20	0-2-2
Octavio Zambrano	MET*	6	7	1	.464	19	1-0-1
Dave Dir	DAL	6	11	0	.353	14	0-1-0
Frank Yallop	SJ	5	3	0	.625	15	2-0-0
Lothar Osiander	SJ*	4	2	0	.667	10	0-1-0
Glenn Myernick	COL	4	7	1	.375	13	0-0-1
Steve Nicol	NE	3	2	2	.571	11	0-1-2
Ray Hudson	DC*	3	3	0	.500	9	0-1-0
Greg Andrulis	CLB	2	3	2	.429	8	0-0-2
Ron Newman	KC	2	5	0	.286	4	0-0-0
Laurie Calloway	SJ	1	2	0	.333	3	0-0-0
Fernando Clavijo	NE	1	2	0	.333	3	0-0-0
Mike Jeffries	DAL	1	3	2	.333	5	0-0-2
Carlos Queiroz	MET	1	2	0	.333	1	0-0-0
Tim Hankinson	COL*	1	7	1	.167	4	0-0-1
John Kowalski	TB	0	2	0	.000	0	0-0-0
Bora Milutinovic	MET	0	2	0	.000	0	0-0-0
Ivo Wortmann	MIA	0	4	0	.000	0	0-0-0

ALL-TIME MLS REGULAR SEASON STATISTICS: 1996 – 2003

* Played for more than one team - Most Recent Team Listed

ALL-TIME MLS REGULAR SEASON STANDINGS

TEAM	GP	W	L	T	PTS	GF	GA	GD	HOME	ROAD
Los Angeles	244	132	87	25	421	426	307	119	81-30-11	51-57-14
D.C. United	244	119	103	22	379	426	389	37	72-36-13	47-67-9
Columbus	244	109	111	24	351	401	377	24	66-38-18	43-73-6
Dallas	244	109	114	21	348	383	399	-16	69-45-8	40-69-13
San Jose	244	107	111	26	347	373	367	6	68-41-13	39-70-13
Kansas City	245	105	110	30	345	361	388	-27	73-41-8	32-69-22
Colorado	244	103	118	23	332	356	425	-69	67-41-14	36-77-9
MetroStars	244	102	125	17	323	357	405	-48	58-54-10	44-71-7
Chicago	181	97	61	23	314	326	243	83	60-19-12	37-42-11
New England	245	97	125	23	314	360	425	-65	62-51-9	35-74-14
Tampa Bay	187	83	98	6	255	312	336	-24	48-42-4	35-56-2
Miami	122	56	56	10	178	199	219	-20	39-18-5	17-38-5

ALL-TIME MLS GOALKEEPING LEADERS (Minimum 3,500 minutes)

PLAYER	TEAM	GP	MIN	SHTS	SVS	C/P	GA	GAA	W-L-T	SHO
Kevin Hartman	LA	154	13769	776	604	417	172	1.12	82-52-18	40
Zach Thornton	CHI*	170	15201	860	653	511	207	1.23	91-52-23	44
Joe Cannon	COL*	102	9306	563	434	373	129	1.25	46-39-16	26
Jorge Campos	CHI*	51	4327	260	195	152	65	1.35	29-16-0	8
Nick Rimando	DC*	100	9208	592	449	338	143	1.40	44-39-17	21
Tony Meola	KC*	194	17517	1166	886	595	280	1.44	80-88-25	48
Matt Reis	NE*	44	3697	197	137	118	60	1.46	18-13-8	9
Tim Howard	MET	85	7681	567	442	359	125	1.46	37-36-11	15
Mark Simpson	DC	53	4529	256	181	139	75	1.49	26-18-4	9
Matt Jordan	DAL	114	10358	632	458	421	174	1.51	52-46-15	30

Minimum: 3500 minutes played

ALL-TIME MLS TEAM ATTENDANCE TOTALS

	HOME GAMES			ROAD GAMES		
	DATES	TOTAL	AVERAGE	DATES	TOTAL	AVERAGE
Los Angeles Galaxy	122	2,572,170	21,083	122	1,934,547	15,857
MetroStars	122	2,196,180	18,001	122	1,870,885	15,335
New England Revolution	122	2,127,404	17,438	123	1,867,795	15,185
D.C. United	121	2,066,440	17,078	123	2,062,249	16,766
Columbus Crew	122	1,985,994	16,279	122	1,852,194	15,182
Chicago Fire	91	1,377,066	15,133	90	1,375,824	15,287
Colorado Rapids	122	1,770,951	14,516	122	1,557,434	12,766
San Jose Earthquakes	122	1,588,765	13,023	122	1,832,874	15,024
Dallas Burn	122	1,456,950	11,942	122	1,563,357	12,814
Tampa Bay Mutiny	94	1,040,483	11,069	93	1,494,053	16,065
Kansas City Wizards	122	1,304,423	10,692	123	1,756,076	14,277
Miami Fusion	62	579,402	9,345	60	898,940	14,982
MLS Totals	1,344	20,066,228	14,930	1,344	20,066,228	14,930

ALL-TIME MLS GOAL-SCORING TOTALS

TEAM	OVERALL RECORD		GOALS FOR		GOALS AGAINST	
	TOTAL	AVG	TOTAL	AVG	TOTAL	AVG
Chicago Fire	97-61-23	326	1.80	243	1.34 (2d)	
D.C. United	119-103-22	426	1.75	389	1.59 (6th)	
Los Angeles Galaxy	132-87-25	426	1.75	307	1.26 (1st)	
Tampa Bay Mutiny	83-98-6	312	1.67	336	1.80 (12th)	
Columbus Crew	109-111-24	401	1.64	377	1.55 (4th)	
Miami Fusion	56-56-10	199	1.63	219	1.80 (11th)	
Dallas Burn	109-114-21	383	1.57	399	1.64 (7th)	
San Jose Earthquakes	107-111-26	373	1.53	367	1.50 (3d)	
Kansas City Wizards	105-110-30	361	1.47	388	1.58 (5th)	
New England Revolution	97-125-23	360	1.47	425	1.73 (9th)	
MetroStars	102-125-17	357	1.46	405	1.66 (8th)	
Colorado Rapids	103-118-23	356	1.46	425	1.74 (10th)	
MLS Totals		4,280	3.18 goals per game			

ALL-TIME MLS POINTS PER GAME

PLAYER	TEAM	GP	GOALS	ASTS	PTS	AVG
Stern John	CLB	4463	44	7	95	1.92
Taylor Twellman	NE	4311	38	10	86	1.80
Mamadou Diallo	MET*	5846	47	14	108	1.66
Hristo Stoitchkov	DC*	3497	22	20	64	1.65
Carlos Ruiz	LA	4707	39	6	84	1.61

ALL-TIME MLS GOAL-SCORING LEADERS

PLAYER	TEAM	GP	GOALS
Roy Lassiter	DC*	179	88
Jason Kreis	DAL	222	86
Raul Diaz Arce	COL*	150	82
Preki	KC*	224	77
Ante Razov	CHI*	148	73
Jaime Moreno	MET*	161	71
Ronald Cerritos	DC*	166	63
Brian McBride	CLB	161	62
Cobi Jones	LA	200	59
Diego Serna	LA*	123	57

ALL-TIME MLS ASSIST LEADERS

PLAYER	TEAM	GP	ASTS
Carlos Valderrama	COL*	175	114
Preki	KC*	224	110
Marco Etcheverry	DC	191	101
Steve Ralston	NE*	230	88
Mauricio Cienfuegos	LA	206	80
Cobi Jones	LA	200	71
Chris Henderson	COL*	227	66
Mark Chung	COL*	232	65
Jason Kreis	DAL	222	63
Robert Warzycha	CLB	160	61

ALL-TIME MLS SHOT LEADERS

PLAYER	TEAM	GP	SHOTS
Preki	KC*	224	758
Jason Kreis	DAL	222	644
Ante Razov	CHI*	148	578
Mark Chung	COL*	232	536
Brian McBride	CLB	161	460

ALL-TIME MLS SHOT ON GOAL LEADERS

PLAYER	TEAM	GP	SOG
Preki	KC*	224	318
Jason Kreis	DAL	222	297
Ante Razov	CHI*	148	294
Mark Chung	COL*	232	242
Roy Lassiter	DC*	179	236

ALL-TIME MLS GAME-WINNING GOAL LEADERS

PLAYER	TEAM	GP	GWG
Jason Kreis	DAL	222	28
Ante Razov	CHI*	148	23
Roy Lassiter	DC*	179	19
Jeff Cunningham	CLB	152	17
Clint Mathis	MET*	132	17
Brian McBride	CLB	161	17

ALL-TIME MLS GAME-WINNING ASSIST LEADERS

PLAYER	TEAM	GP	GWA
Carlos Valderrama	COL*	175	33
Mauricio Cienfuegos	LA	206	28
Preki	KC*	224	28
Marco Etcheverry	DC	191	25
Steve Ralston	NE*	230	25

ALL-TIME MLS HAT TRICK LEADERS

PLAYER	TEAM	GP	HATS
Stern John	CLB	55	5
Diego Serna	LA*	123	5
Mamadou Diallo	MET*	74	4
Cobi Jones	LA	200	4
Eduardo Hurtado	NE*	108	3
Raul Diaz Arce	COL*	150	2
Roy Lassiter	DC*	179	2
Clint Mathis	MET*	132	2
Ante Razov	CHI*	148	2
Dante Washington	CLB*	160	2

ALL-TIME MLS FOULS COMMITTED LEADERS

PLAYER	TEAM	GP	FC
Richie Williams	MET*	216	451
Matt McKeon	KC*	172	389
Chris Henderson	COL*	227	372
Jason Kreis	DAL	222	331
Mike Clark	CLB	221	308

ALL-TIME MLS FOULS SUFFERED LEADERS

PLAYER	TEAM	GP	FS
Cobi Jones	LA	200	514
Mark Chung	COL*	232	495
Marco Etcheverry	DC	191	433
Jaime Moreno	MET*	161	418
Brian McBride	CLB	161	407

ALL-TIME MLS CAUTION LEADERS

PLAYER	TEAM	GP	CAUT
Marco Etcheverry	DC	191	56
Ivan McKinley	DC*	174	55
Richie Williams	MET*	216	46
Leonel Alvarez	NE*	128	41
Mike Clark	CLB	221	40
Matt McKeon	KC*	172	39
Joe Franchino	NE*	142	38
Alexi Lalas	LA*	169	38
Pablo Mastroeni	COL*	133	37
Oscar Pareja	DAL*	147	35

ALL-TIME MLS EJECTION LEADERS

PLAYER	TEAM	GP	EJECT
Ivan McKinley	DC*	174	7
Leonel Alvarez	NE*	128	6
Carlos Valderrama	COL*	175	6
Robin Fraser	COL*	203	5
Ezra Hendrickson	DAL*	163	5

14 players tied with 4

ALL-TIME MLS GAMES PLAYED LEADERS

PLAYER	TEAM	GP
Mark Chung	COL*	232
Steve Ralston	NE*	230
Chris Henderson	COL*	227
Preki	KC*	224
Jason Kreis	DAL	222
Mike Clark	CLB	221
Richie Williams	MET*	216
Mauricio Cienfuegos	LA	206
Robin Fraser	COL*	203
Cobi Jones	LA	200

ALL-TIME MLS MINUTES PLAYED LEADERS

PLAYER	TEAM	MIN
Steve Ralston	NE*	20308
Mark Chung	COL*	20069
Preki	KC*	19389
Chris Henderson	COL*	19064
Mike Clark	CLB	18942
Richie Williams	MET*	18802
Jason Kreis	DAL	18587
Mauricio Cienfuegos	LA	17710
Robin Fraser	COL*	17709
Cobi Jones	LA	17620

ALL-TIME STATISTICS
ALL-TIME MLS GOALKEEPER WIN (Includes OT) LEADERS

PLAYER	TEAM	GP	WON
Zach Thornton	CHI*	170	91
Kevin Hartman	LA	154	82
Scott Garlick	COL*	166	81
Tony Meola	KC*	194	80
Mark Dougherty	CLB*	122	65

ALL-TIME MLS GOALKEEPER SAVE LEADERS

PLAYER	TEAM	GP	SVS
Tony Meola	KC*	194	886
Scott Garlick	COL*	166	763
Zach Thornton	CHI*	170	653
Kevin Hartman	LA	154	604
Mark Dougherty	CLB*	122	505

ALL-TIME MLS GOALKEEPER LOSS (Includes OT) LEADERS

PLAYER	TEAM	GP	LOST
Tony Meola	KC*	194	88
Mike Ammann	DC*	125	67
Scott Garlick	COL*	166	67
Kevin Hartman	LA	154	52
Zach Thornton	CHI*	170	52

ALL-TIME MLS GOALKEEPER SHUTOUT LEADERS

PLAYER	TEAM	GP	SHO
Tony Meola	KC*	194	48
Zach Thornton	CHI*	170	44
Kevin Hartman	LA	154	40
Scott Garlick	COL*	166	34
Matt Jordan	DAL	114	30

ALL-TIME MLS GOALKEEPER MINUTES LEADERS

PLAYER	TEAM	MIN
Tony Meola	KC*	17517
Zach Thornton	CHI*	15201
Scott Garlick	COL*	14901
Kevin Hartman	LA	13769
Mike Ammann	DC*	11155

ALL-TIME MLS GOALKEEPER SAVE PERCENTAGE LEADERS

PLAYER	TEAM	GP	SAVES	SOG	PCT
Brad Friedel	CLB	38	177	234	75.6
Kevin Hartman	LA	154	604	804	75.1
Joe Cannon	COL*	102	434	582	74.6
Jon Busch	CLB*	38	167	224	74.6
Tony Meola	KC*	194	886	1207	73.4

ALL-TIME MLS TEAM TOTALS

TEAM	GP	G	A	SHT	SOG	PG	PA	BK	FC	FS	OFF	CK	C
Chicago Fire	181	326	394	2636	1203	25	38	35	2897	2954	538	980	328
Colorado Rapids	244	356	446	3360	1443	29	38	86	3718	3418	846	1239	411
Columbus Crew	244	401	493	3348	1450	23	28	77	3614	3871	751	1260	386
D.C. United	244	426	498	3337	1657	37	47	72	3921	3659	782	1626	471
Dallas Burn	244	383	454	3222	1547	25	32	103	3816	3425	804	1241	435
Kansas City Wizards	245	361	423	3422	1518	27	38	71	3490	3507	726	1213	369
Los Angeles Galaxy	244	426	482	3430	1643	34	47	58	3744	3465	803	1384	418
MetroStars	244	357	417	3407	1510	28	47	108	3722	3803	746	1211	460
Miami Fusion	122	199	287	1669	744	12	16	42	1847	1832	444	721	244
New England Revolution	245	360	387	3233	1509	31	41	107	4046	3579	754	1260	441
San Jose Earthquakes	244	373	483	3196	1530	19	24	87	3811	3478	837	1305	417
Tampa Bay Mutiny	187	312	415	2465	1080	17	28	78	2448	2549	734	872	325

ALL-TIME MLS TEAM TOTALS (RANK WITHIN CATEGORY)

TEAM	G	A	SHT	SOG	BLK	FC	FS	OFF	CK	C
Chicago Fire	1	3	1	3	12	3	1	11	4	4
Colorado Rapids	12	9	5	11	6	8	11	3	9	10
Columbus Crew	5	5	6	10	8	10	2	8	6	11
D.C. United	2	4	8	1	9	2	5	7	1	2
Dallas Burn	7	8	9	4	3	4	10	5	8	6
Kansas City Wizards	9	10	3	6	10	11	7	12	11	12
Los Angeles Galaxy	2	7	2	2	11	6	9	6	3	8
MetroStars	11	11	4	7	1	7	3	10	10	3
Miami Fusion	6	1	7	9	7	9	4	2	2	1
New England Revolution	10	12	10	8	2	1	6	9	7	5
San Jose Earthquakes	8	6	12	5	5	5	8	4	5	9
Tampa Bay Mutiny	4	2	11	12	4	12	12	1	12	7

ALL-TIME MLS OVERALL WIN-LOSS BREAKDOWN

TEAM	HOME				ROAD				HOME		ROAD	
	W	L	T	PCT	W	L	T	PCT	GF	GA	GF	GA
Chicago Fire	60	19	12	.725	37	42	11	.472	186	93	140	150
Colorado Rapids	67	41	14	.607	36	77	9	.332	197	161	159	264
Columbus Crew	66	38	18	.615	43	73	6	.377	234	161	167	216
D.C. United	72	36	13	.649	47	67	9	.419	248	178	178	211
Dallas Burn	69	45	8	.598	40	69	13	.381	221	167	162	232
Kansas City Wizards	73	41	8	.631	32	69	22	.350	225	168	136	220
Los Angeles Galaxy	81	30	11	.709	51	57	14	.475	225	117	201	190
MetroStars	58	54	10	.516	44	71	7	.389	200	186	157	219
Miami Fusion	39	18	5	.669	17	38	5	.325	122	100	77	119
New England Revolution	62	51	9	.545	35	74	14	.341	205	185	155	240
San Jose Earthquakes	68	41	13	.611	39	70	13	.373	218	152	155	215
Tampa Bay Mutiny	48	42	4	.532	35	56	2	.387	180	151	132	185

ALL-TIME MLS TEAM vs TEAM RECORDS

TEAM	CHI	COL	CLB	DC	DAL	KC	LA	MET	MIA	NE	SJ	TB
Chicago Fire	---	10-6-3	12-5-3	6-7-3	9-9-1	13-4-0	8-10-1	11-4-1	6-4-0	6-6-4	7-5-5	9-1-2
Colorado Rapids	6-10-3	---	11-4-3	5-10-4	13-14-1	12-13-6	11-20-1	8-10-1	3-7-0	11-8-2	15-15-2	8-7-0
Columbus Crew	5-12-3	4-11-3	---	11-14-3	8-11-4	10-8-2	9-7-3	15-12-1	6-5-1	18-9-3	13-9-1	10-13-0
D.C. United	7-6-3	10-5-4	14-11-3	---	8-12-1	8-9-4	10-11-0	17-13-2	7-7-1	18-13-1	7-10-2	13-6-1
Dallas Burn	9-9-1	14-13-1	11-8-4	12-8-1	---	12-12-4	9-14-7	10-10-1	3-4-1	7-12-1	12-16-0	10-8-0
Kansas City Wizards	4-13-0	13-12-6	8-10-2	9-8-4	12-12-4	---	13-16-3	10-8-3	3-4-1	10-6-2	13-15-4	10-6-1
Los Angeles Galaxy	10-8-1	20-11-1	7-9-3	11-10-0	14-9-7	16-13-3	---	11-7-2	5-2-1	11-6-2	18-8-4	9-4-1
MetroStars	4-11-1	10-8-1	12-15-1	13-17-2	10-10-1	8-10-3	7-11-2	---	10-5-0	14-15-2	5-10-4	9-13-0
Miami Fusion	4-6-0	7-3-0	5-6-1	7-7-1	4-3-1	4-3-1	2-5-1	5-10-0	---	9-4-3	2-4-2	7-5-0
New England Revolution	6-6-4	8-11-2	9-18-3	13-18-1	12-7-1	6-10-2	6-11-2	15-14-2	4-9-3	---	8-12-2	10-9-1
San Jose Earthquakes	5-7-5	15-15-2	9-13-1	10-7-2	16-12-0	15-13-4	8-18-4	10-5-4	4-2-2	12-8-2	---	3-11-0
Tampa Bay Mutiny	1-9-2	7-8-0	13-10-0	6-13-1	8-10-0	6-10-1	4-9-1	13-9-0	5-7-0	9-10-1	11-3-0	---

ALL-TIME MLS TEAM vs TEAM AGGREGATE GOALS

TEAM	CHI	COL	CLB	DC	DAL	KC	LA	MET	MIA	NE	SJ	TB
Chicago Fire	---	40-23	36-32	22-25	36-34	45-21	23-22	30-19	20-13	24-26	26-18	24-10
Colorado Rapids	23-40	---	32-25	26-37	42-52	44-58	34-59	22-31	15-18	41-31	52-52	25-22
Columbus Crew	32-36	25-32	---	46-43	31-36	43-32	28-26	38-37	24-19	49-35	46-38	39-43
D.C. United	25-22	37-26	43-46	---	42-39	34-41	26-30	60-48	29-31	50-42	34-30	46-34
Dallas Burn	34-36	52-42	36-31	39-42	---	47-36	36-54	37-29	14-15	27-38	32-50	29-26
Kansas City Wizards	21-45	58-44	32-43	41-34	36-47	---	38-52	30-25	9-10	29-22	39-42	28-24
Los Angeles Galaxy	22-23	59-34	26-28	30-26	54-36	52-38	---	33-24	23-14	37-24	48-36	42-24
MetroStars	19-30	31-22	37-38	48-60	29-37	25-30	24-33	---	31-27	60-56	23-29	30-43
Miami Fusion	13-20	18-15	19-24	31-29	15-14	10-9	14-23	27-31	---	23-19	8-17	21-18
New England Revolution	26-24	31-41	35-49	42-50	38-27	22-29	24-37	56-60	19-23	---	32-44	35-41
San Jose Earthquakes	18-26	52-52	38-46	30-34	50-32	42-39	36-48	29-23	17-8	44-32	---	17-27
Tampa Bay Mutiny	10-24	22-25	43-39	34-46	26-29	24-28	24-42	43-30	18-21	41-35	27-17	---

ALL-TIME MLS TEAM GOALS SCORED INTERVALS

TEAM	GP	G	1-15	16-30	31-45	46-60	61-75	76-90	OT
Los Angeles Galaxy	244	426	50	63	54	62	72	116	9
D.C. United	244	426	54	50	76	75	82	85	4
Columbus Crew	244	401	50	55	63	67	72	90	4
Dallas Burn	244	383	42	54	65	55	71	91	5
San Jose Earthquakes	244	373	52	47	67	56	64	86	1
Kansas City Wizards	245	361	43	60	54	65	58	79	2
New England Revolution	245	360	38	48	72	56	62	80	4
MetroStars	244	357	43	53	60	68	51	75	7
Colorado Rapids	244	356	46	52	49	56	56	92	5
Chicago Fire	181	326	46	35	58	58	57	68	4
Tampa Bay Mutiny	187	312	46	49	61	47	48	60	1
Miami Fusion	122	199	17	31	30	37	43	40	1

ALL-TIME MLS TEAM GOALS ALLOWED INTERVALS

TEAM	GP	G	1-15	16-30	31-45	46-60	61-75	76-90	OT
Miami Fusion	122	219	23	25	36	51	26	57	1
Chicago Fire	181	243	36	27	44	27	41	64	4
Los Angeles Galaxy	244	307	45	39	51	52	54	60	6
Tampa Bay Mutiny	187	336	36	59	45	52	72	70	2
San Jose Earthquakes	244	367	52	45	73	66	50	80	1
Columbus Crew	244	377	44	47	63	66	63	88	6
Kansas City Wizards	245	388	43	54	65	62	63	97	4
D.C. United	244	389	52	66	58	62	63	77	11
Dallas Burn	244	399	53	58	53	70	70	93	2
MetroStars	244	405	53	57	68	60	80	83	4
New England Revolution	245	425	44	54	84	60	84	96	3
Colorado Rapids	244	425	46	66	69	74	70	97	3

ALL-TIME MLS HOME GOAL-SCORING TOTALS

TEAM	W	L	T	GF	AVG	GA	AVG
D.C. United	72	36	13	248	2.05	178	1.47
Columbus Crew	66	38	18	234	1.92	161	1.32
Kansas City Wizards	73	41	8	225	1.84	168	1.38
Los Angeles Galaxy	81	30	11	225	1.84	117	0.96
Dallas Burn	69	45	8	221	1.81	167	1.37
San Jose Earthquakes	68	41	13	218	1.79	152	1.25
New England Revolution	62	51	9	205	1.68	185	1.52
MetroStars	58	54	10	200	1.64	186	1.52
Colorado Rapids	67	41	14	197	1.61	161	1.32
Chicago Fire	60	19	12	186	2.04	93	1.02
Tampa Bay Mutiny	48	42	4	180	1.91	151	1.61
Miami Fusion	39	18	5	122	1.97	100	1.61

ALL-TIME MLS ROAD GOAL-SCORING TOTALS

TEAM	W	L	T	GF	AVG	GA	AVG
Los Angeles Galaxy	51	57	14	201	1.65	190	1.56
D.C. United	47	67	9	178	1.45	211	1.72
Columbus Crew	43	73	6	167	1.37	216	1.77
Dallas Burn	40	69	13	162	1.33	232	1.90
Colorado Rapids	36	77	9	159	1.30	264	2.16
MetroStars	44	71	7	157	1.29	219	1.80
New England Revolution	35	74	14	155	1.26	240	1.95
San Jose Earthquakes	39	70	13	155	1.27	215	1.76
Chicago Fire	37	42	11	140	1.56	150	1.67
Kansas City Wizards	32	69	22	136	1.11	220	1.79
Tampa Bay Mutiny	35	56	2	132	1.42	185	1.99
Miami Fusion	17	38	5	77	1.28	119	1.98

ALL-TIME MLS RESULTS WHEN SCORING FIRST GOAL

TEAM	W	L	T	PCT
Los Angeles Galaxy	104	14	11	.849
Miami Fusion	40	7	5	.817
San Jose Earthquakes	81	24	5	.759
D.C. United	88	26	6	.758
Chicago Fire	72	19	12	.757
Kansas City Wizards	77	21	11	.757
Dallas Burn	84	25	8	.752
Colorado Rapids	82	27	8	.735
Columbus Crew	83	29	12	.718
MetroStars	74	29	5	.708
Tampa Bay Mutiny	62	25	2	.708
New England Revolution	69	28	7	.697

ALL-TIME MLS RESULTS WHEN ALLOWING FIRST GOAL

TEAM	W	L	T	PCT
Chicago Fire	25	42	5	.382
D.C. United	31	77	9	.303
Los Angeles Galaxy	28	73	10	.297
Columbus Crew	26	82	8	.259
Kansas City Wizards	28	89	8	.256
San Jose Earthquakes	26	87	11	.254
Miami Fusion	16	49	2	.254
New England Revolution	28	97	13	.250
MetroStars	28	96	7	.240
Dallas Burn	25	89	7	.236
Tampa Bay Mutiny	21	73	2	.229
Colorado Rapids	21	91	10	.213

ALL-TIME MLS TEAM WINNING STREAK LEADERS

TEAM	#	START	STOP
1. Los Angeles Galaxy	15	09/07/1997	05/17/1998
2. Los Angeles Galaxy	12	04/13/1996	06/26/1996
3. Chicago Fire	11	05/16/1998	07/04/1998
3. D.C. United	11	07/25/1999	09/25/1999

ALL-TIME MLS TEAM UNDEFEATED STREAK LEADERS

TEAM	#	START	STOP
1. Los Angeles Galaxy	15	09/07/1997	05/17/1998
2. Kansas City Wizards	12	03/25/2000	05/27/2000
2. Los Angeles Galaxy	12	04/13/1996	06/26/1996
2. Los Angeles Galaxy	12	10/09/1999	05/20/2000
2. Miami Fusion	12	04/21/2001	07/04/2001
2. San Jose Earthquakes	12	04/28/2001	07/04/2001

ALL-TIME MLS TEAM LOSING STREAK LEADERS

TEAM	#	START	STOP
1. MetroStars	12	07/04/1999	09/05/1999
2. Kansas City Wizards	10	09/17/1998	04/28/1999
3. New England Revolution	9	07/20/1997	09/09/1997
3. New England Revolution	9	05/13/1998	07/01/1998

ALL-TIME MLS TEAM HOME WINNING STREAK LEADERS

TEAM	#	START	STOP
1. San Jose Earthquakes	12	08/25/2001	07/24/2002
2. Colorado Rapids	9	09/02/1998	06/26/1999
2. Columbus Crew	9	08/10/1996	05/11/1997
2. Los Angeles Galaxy	9	09/07/1997	05/23/1998
2. Miami Fusion	9	08/05/2000	06/09/2001

ALL-TIME MLS TEAM HOME UNDEFEATED STREAK LEADERS

TEAM	#	START	STOP
1. Chicago Fire	15	05/24/2000	05/26/2001
1. Los Angeles Galaxy	15	06/08/2002	07/04/2003
1. San Jose Earthquakes	15	08/21/1999	07/04/2000
1. San Jose Earthquakes	15	08/25/2001	09/07/2002
5. Colorado Rapids	12	05/31/2003	

ALL-TIME MLS TEAM HOME LOSING STREAK LEADERS

TEAM	#	START	STOP
1. N.E. Revolution	8	05/16/1998	08/05/1998
2. MetroStars	7	07/24/1999	04/01/2000
3. Columbus Crew	6	05/19/1996	07/25/1996
3. San Jose Earthquakes	6	07/15/2000	09/01/2000
5. Kansas City Wizards	5	09/19/1998	05/08/1999
5. N.E. Revolution	5	07/11/1999	09/07/1999
5. San Jose Earthquakes	5	09/11/1997	04/11/1998
5. Tampa Bay Mutiny	5	05/16/1998	08/06/1998

ALL-TIME MLS RESULTS WHEN LEADING AT THE HALF

TEAM	W	L	T	PCT
Los Angeles Galaxy	74	3	6	.928
Miami Fusion	29	3	2	.882
D.C. United	65	8	2	.880
San Jose Earthquakes	61	9	4	.851
New England Revolution	50	8	4	.839
Dallas Burn	57	12	3	.813
Tampa Bay Mutiny	51	11	3	.808
Chicago Fire	54	11	5	.807
MetroStars	51	12	4	.791
Kansas City Wizards	52	13	5	.779
Columbus Crew	59	16	8	.759
Colorado Rapids	44	12	7	.754

ALL-TIME MLS RESULTS WHEN TRAILING AT THE HALF

TEAM	W	L	T	PCT
Chicago Fire	12	34	2	.271
D.C. United	15	50	5	.250
New England Revolution	15	62	7	.220
San Jose Earthquakes	13	62	6	.198
Kansas City Wizards	11	59	7	.188
Los Angeles Galaxy	7	44	6	.175
Columbus Crew	8	55	6	.159
Dallas Burn	9	59	4	.153
Tampa Bay Mutiny	8	49	0	.140
MetroStars	9	69	4	.134
Miami Fusion	4	33	2	.128
Colorado Rapids	7	71	4	.110

ALL-TIME MLS TEAM ROAD WINNING STREAK LEADERS

TEAM	#	START	STOP
1. D.C. United	7	07/07/1999	04/01/2000
1. Los Angeles Galaxy	7	09/14/1997	05/20/1998
3. Kansas City Wizards	5	05/30/1997	07/12/1997
3. Los Angeles Galaxy	5	04/20/1996	06/30/1996
3. Los Angeles Galaxy	5	08/05/1998	04/03/1999
3. MetroStars	5	06/03/2000	08/02/2000

ALL-TIME MLS TEAM ROAD UNDEFEATED STREAK LEADERS

TEAM	#	START	STOP
1. D.C. United	7	07/07/1999	04/01/2000
1. Los Angeles Galaxy	7	09/14/1997	05/20/1998
1. New England Revolution	7	08/24/2002	05/24/2003
1. San Jose Earthquakes	7	06/14/2003	08/16/2003
3. THREE TIED AT	6		

ALL-TIME MLS TEAM ROAD LOSING STREAK LEADERS

TEAM	#	START	STOP
1. Kansas City Wizards	16	05/31/1998	07/03/1999
2. D.C. United	12	07/18/2001	07/20/2002
2. MetroStars	12	09/15/1996	08/23/1997
4. Tampa Bay Mutiny	11	05/05/2001	
5. MetroStars	10	05/08/1999	09/12/1999
5. N.E. Revolution	10	07/04/1997	09/25/1997

ALL-TIME MLS WINNINGEST COACHES (BY WINS)

COACH	TM	W	L	T	PCT	PTS	OT
Bob Bradley	MET*	93	64	24	.580	293	6-5-24
Thomas Rongen	DC*	82	90	8	.478	228	2-4- 7
Dave Dir	DAL	81	75	4	.519	217	0-0- 4
Octavio Zambrano	MET*	80	55	8	.587	238	4-3- 8
Sigi Schmid	LA	70	47	25	.581	233	9-6-25
Tom Fitzgerald	CLB	70	67	7	.510	195	1-0- 7
Tim Hankinson	COL*	68	74	23	.482	215	3-3- 2
Glenn Myernick	COL	63	61	4	.508	173	3-1- 4
Bruce Arena	MUS*	61	35	0	.635	159	0-0- 0
Bob Gansler	KC	55	57	30	.493	191	2-4-29

ALL-TIME MLS PENALTY KICK SUMMARY

Attempts	PK Attempts Made	PK Attempts Miss	PCT. Scored	PCT. Saved	PCT. Off Target
424	307	87	72%	20.5%	7.5%

ALL-TIME MLS OWN GOALS RECEIVED

Instances	85' or later	Most OG Rec'd	Most OG Conceded
70	8	DC - 10	DAL - 10

**2003 COLUMBUS CREW STATISTICS (10-12-8, 38 pts.)
THROUGH GAMES OF OCTOBER 26, 2003**

UNF	POS	PLAYER	GP	GS	MIN	G	A	PTS	SHT	SOG	BLK	FC	FS	OFF	CK	C	E
20	FWD	Brian McBride	24	23	2183	12	3	27	68	34	0	20	78	15	0	3	0
12	FWD	Edson Buddle	21	16	1509	10	4	24	59	26	0	24	20	21	0	2	0
11	FWD	Jeff Cunningham	21	13	1405	5	7	17	49	23	0	19	30	26	2	2	0
16	MID	Ross Paule	25	25	2212	4	7	15	27	15	0	33	22	2	86	2	0
17	M/F	Brian West	24	17	1543	4	4	12	20	10	0	24	18	7	0	2	0
15	MID	Freddy Garcia	22	12	1278	1	6	8	41	12	0	12	23	5	36	0	0
21	MID	Kyle Martino	22	20	1765	2	4	8	25	13	1	36	79	3	10	1	0
6	D/M	Eric Denton	26	25	2336	2	1	5	10	7	1	31	25	0	2	7	0
13	DEF*	Brian Dunseth	19	17	1589	1	2	4	8	4	0	28	9	0	0	6	0
2	D/M	Frankie Hejduk	23	23	2128	0	4	4	25	10	0	29	43	2	0	6	0
10	MID	Brian Maisonneuve	23	20	1730	1	0	2	9	3	0	55	25	1	0	5	0
24	MID*	Jeff Matteo	6	3	286	1	0	2	2	1	0	9	9	0	6	1	0
23	MID*	Alex Pineda Chacon	8	3	325	0	2	2	8	5	0	2	2	0	0	0	0
28	DEF	Jake Traeger	1	0	12	0	2	2	1	1	0	0	0	0	0	0	0
7	MID	Diego Walsh	14	6	612	1	0	2	9	4	0	19	4	3	1	2	1
3	DEF	Mike Clark	29	29	2673	0	1	1	10	2	0	44	22	2	0	5	1
18	DEF	Nelson Akwari	11	5	488	0	0	0	1	1	0	7	3	0	0	1	0
1	GK	Jon Busch	24	24	2194	0	0	0	0	0	0	1	4	0	0	3	0
5	DEF	Chad McCarty	19	14	1226	0	0	0	4	0	0	24	12	0	0	5	0
8	M/F	Duncan Oughton	23	18	1717	0	0	0	16	8	2	32	26	0	5	6	0
26	MID*	Trevor Perea	1	0	34	0	0	0	0	0	0	0	0	0	0	0	0
22	GK	Tom Presthus	7	6	613	0	0	0	0	0	0	0	1	0	0	0	0
25	FWD	Michael Ritch	3	0	21	0	0	0	0	0	0	0	0	0	0	0	0
4	DEF	Daniel Torres	8	6	562	0	0	0	0	0	1	11	5	1	0	1	0
4	DEF	Mark Williams	5	5	391	0	0	0	3	0	0	16	2	0	0	5	0
		Team totals	30	30	2807	44	47	135	395	179	5	476	468	88	148	65	2
		Opponent totals	30	30	2807	44	36	124	418	174	12	484	463	55	150	46	5

GAME-WINNING GOALS: Brian McBride 4, Brian West 2, Jeff Cunningham 2, Ross Paule 1, Edson Buddle 1

GAME-WINNING ASSISTS: Brian West 1, Alex Pineda Chacon 1, Ross Paule 1, Frankie Hejduk 1

Freddy Garcia 1, Jeff Cunningham 1, Edson Buddle 1

PENALTY KICK GOALS/ATTEMPTS: Brian McBride 2-2, Jeff Cunningham 1-1

COLUMBUS CREW INDIVIDUAL GOALKEEPING

UNF	POS	GOALKEEPER	GP	GS	MIN	SHTS	SV	C/P	GA	GAA	PG	PA	W	L	T	SO	RECORD
22	GK	Tom Presthus	7	6	613	30	21	28	9	1.32	0	0	1	4	2	2	0-0-2
1	GK	Jon Busch	24	24	2194	144	104	88	35	1.44	8	8	9	8	6	4	1-3-6
		Team totals	30	30	2807	174	130	116	44	1.41	8	8	10	12	8	6	1-3-8
		Opponent totals	30	30	2807	179	135	120	44	1.41	3	3	12	10	8	6	3-1-8

*Indicates individual played with other teams in 2003. Only Columbus Crew statistics listed here.



COLUMBUS CREW - 2003

COLUMBUS CREW - GAME-BY-GAME

#	Player	1	2	3	4	5	6	7	8	9	10	11	12	13	14	15	16	17	18	19	20	21	22	23	24	25	26	27	28	29	30				
1	Jon Busch	LA	MET	NE	MET	KC	COL	SJ	NE	MET	SJ	DC	SJ	DC	DAL	KC	NE	LA	LA	CHI	COL	DAL	KC	CHI	DAL	MET	NE	DC	CHI	DC	CHI				
2	Frankie Hejduk	1-1	1-0	2-1	0-1	2-2	2-0	3-4	2-3	1-1	1-0	0-3	1-2	3-0	0-0	0-1	1-1	1-2	1-3	2-2	1-2	2-1	1-0	1-1	3-2	0-1	2-3	1-1	0-2	3-2	6-2				
3	Mike Clark	00G	90G	90G	90G	00G	90G	90G	90G	00G	90G	37G	90D	90D	90D	90D	90D	90D	90D	90D	91G	90G	90G	00G	90G	99G	97G	00G	90G	00G	90G				
4	Daniel Torres	00D	90D	90D	90D	00D	90D	90D	90D	00D	90D	89D	57D	90D	00D	90D	00D	90D	90D	91D	90D	90D	00D	90D	99D	97D	90D	90D	00D	90D					
5	Mark Williams	00D	00D	68D	78D	00D	68D	78D	00D	68D	78D	00D	68D	78D	00D	68D	78D	00D	68D	78D	00D	68D	78D	00D	68D	78D	00D	68D	78D	00D	68D	45D			
6	Chad McCarty	37	90D	90D	84D	00D	90D	84D	90D	00D	45M	90D	90D	90D	90D	90D	90D	90D	90D	90D	00D	81D	69D	10	2	2	00D	90D	99D	97D	00D	00D			
7	Eric Denton	6	7	37	1	10	78M	90M	90M	90M	90M	90M	90M	90M	90M	90M	90M	90M	90M	90M	90M	90M	90M	90M	90M	90M	90M	90M	90M	90M	90M	90M	90M		
8	Diego Walsh	10	1	15	00M	14	53M	89M	90M	90M	90M	90M	90M	90M	90M	90M	90M	90M	90M	90M	90M	90M	90M	90M	90M	90M	90M	90M	90M	90M	90M	90M	90M		
9	Duncan Oughton	23	28	56	90F	72F	90F	90F	90F	90F	88F	12	9	90D	90D	90D	90D	90D	90D	90D	90D	90D	90D	90D	90D	90D	90D	90D	90D	90D	90D	90D	90D		
10	Brian Maisonneuve	00F	62F	34F	00D	90D	90D	90D	90D	10	90D	90D	90D	90D	90D	90D	90D	90D	90D	90D	90D	90D	90D	90D	90D	90D	90D	90D	90D	90D	90D	90D	90D		
11	Jeff Cunningham	00D	90D	90D	90M	90M	90M	90M	90M	69M	45	90M	90M	90M	90M	90M	90M	90M	90M	90M	90M	90M	90M	90M	90M	90M	90M	90M	90M	90M	90M	90M	90M	90M	
12	Edson Buddle	63M	90M	84M	90M	90M	90M	90M	90M	90M	90M	90M	90M	90M	90M	90M	90M	90M	90M	90M	90M	90M	90M	90M	90M	90M	90M	90M	90M	90M	90M	90M	90M	90M	
13	Brian Dunseth	77M	67M	90M	65M	00M	90M	90M	90M	90M	90M	90M	90M	90M	90M	90M	90M	90M	90M	90M	90M	90M	90M	90M	90M	90M	90M	90M	90M	90M	90M	90M	90M	90M	
14	Freddy Garcia	23	25	28	90M	90M	90M	90M	90M	90M	90M	90M	90M	90M	90M	90M	90M	90M	90M	90M	90M	90M	90M	90M	90M	90M	90M	90M	90M	90M	90M	90M	90M	90M	
15	Ross Paule	00F	90F	90F	90F	90F	90F	90F	90F	90F	90F	90F	90F	90F	90F	90F	90F	90F	90F	90F	90F	90F	90F	90F	90F	90F	90F	90F	90F	90F	90F	90F	90F	90F	
16	Brian West	00D	90D	90D	90D	90D	90D	90D	90D	10	90D	90D	90D	90D	90D	90D	90D	90D	90D	90D	90D	90D	90D	90D	90D	90D	90D	90D	90D	90D	90D	90D	90D	90D	
17	Nelson Akwari	00F	90F	90F	90F	90F	90F	90F	90F	90F	90F	90F	90F	90F	90F	90F	90F	90F	90F	90F	90F	90F	90F	90F	90F	90F	90F	90F	90F	90F	90F	90F	90F	90F	
18	Brian McBride	00M	89M	90M	90M	00M	83M	90M	90M	90M	90M	90M	90M	90M	90M	90M	90M	90M	90M	90M	90M	90M	90M	90M	90M	90M	90M	90M	90M	90M	90M	90M	90M	90M	
19	Kyle Martino	00F	90F	90F	90F	90F	90F	90F	90F	90F	90F	90F	90F	90F	90F	90F	90F	90F	90F	90F	90F	90F	90F	90F	90F	90F	90F	90F	90F	90F	90F	90F	90F	90F	
20	Tom Presthus	00M	89M	90M	90M	00M	83M	90M	90M	90M	90M	90M	90M	90M	90M	90M	90M	90M	90M	90M	90M	90M	90M	90M	90M	90M	90M	90M	90M	90M	90M	90M	90M	90M	
21	Alex Pineda Chacon	90G	53	90G	00G	90G	00G	90G	00G	90G	53	90G	53	90G	00G	90G	00G	90G	00G	90G	00G	90G	00G	90G	00G	90G	00G	90G	00G	90G	00G	90G	00G	90G	
22	Jeff Matteo	00M	66M	69M	25	00M	66M	69M	25	00M	66M	69M	25	00M	66M	69M	25	00M	66M	69M	25	00M	66M	69M	25	00M	66M	69M	25	00M	66M	69M	25	00M	66M
23	Michael Ritch	7	11	3	7	11	3	7	11	3	7	11	3	7	11	3	7	11	3	7	11	3	7	11	3	7	11	3	7	11	3	7	11	3	
24	Trevor Ferea	90G	53	90G	00G	90G	00G	90G	00G	90G	53	90G	53	90G	00G	90G	00G	90G	00G	90G	00G	90G	00G	90G	00G	90G	00G	90G	00G	90G	00G	90G	00G	90G	00G
25	Jake Traeger	00F	90F	90F	90F	90F	90F	90F	90F	90F	90F	90F	90F	90F	90F	90F	90F	90F	90F	90F	90F	90F	90F	90F	90F	90F	90F	90F	90F	90F	90F	90F	90F	90F	
26	"00"	00M	89M	90M	90M	00M	83M	90M	90M	90M	90M	90M	90M	90M	90M	90M	90M	90M	90M	90M	90M	90M	90M	90M	90M	90M	90M	90M	90M	90M	90M	90M	90M	90M	
27	F/M/D/G	00M	89M	90M	90M	00M	83M	90M	90M	90M	90M	90M	90M	90M	90M	90M	90M	90M	90M	90M	90M	90M	90M	90M	90M	90M	90M	90M	90M	90M	90M	90M	90M	90M	
28		90G	53	90G	00G	90G	00G	90G	00G	90G	53	90G	53	90G	00G	90G	00G	90G	00G	90G	00G	90G	00G	90G	00G	90G	00G	90G	00G	90G	00G	90G	00G	90G	
29		00F	90F	90F	90F	90F	90F	90F	90F	90F	90F	90F	90F	90F	90F	90F	90F	90F	90F	90F	90F	90F	90F	90F	90F	90F	90F	90F	90F	90F	90F	90F	90F	90F	
30		00M	89M	90M	90M	00M	83M	90M	90M	90M	90M	90M	90M	90M	90M	90M	90M	90M	90M	90M	90M	90M	90M	90M	90M	90M	90M	90M	90M	90M	90M	90M	90M	90M	

"00" = 100 minutes played
F/M/D/G = starting position



COLUMBUS CREW - GAME-BY-GAME LOG

Game #	Date	Opponent	Result	Score	Notes
Game #1	04/05/2003	CLB 1 vs LA 1	T (2OT)	1-0	Buddle (35)
Game #2	04/12/2003	CLB 1 at MET 0	W	0-0	Cunningham (90)
Game #3	04/19/2003	CLB 2 at NE 1	W	1-0	Denton (12); McBride (53)
Game #4	04/26/2003	CLB 0 vs MET 1	L	1-0	
Game #5	05/03/2003	CLB 2 at KC 2	T (2OT)	2-2	McBride (49); Martino (55)
Game #6	05/10/2003	CLB 2 vs COL 0	W	0-0	Cunningham (25 pen); McBride (43)
Game #7	05/17/2003	CLB 3 at SJ 4	L	4-3	McBride (38 pen); Cunningham (61); Paule (90)
Game #8	05/24/2003	CLB 2 vs NE 3	L	3-2	Paule (40); Dunseth (76)
Game #9	05/31/2003	CLB 1 vs MET 1	T (2OT)	1-1	Cunningham (34) McBride (85)
Game #10	06/07/2003	CLB 1 vs SJ 0	W	0-0	
Game #11	06/14/2003	CLB 0 at DC 3	L	3-0	McBride (55)
Game #12	06/21/2003	CLB 1 at SJ 2	L	2-1	
Game #13	06/28/2003	CLB 3 vs DC 0	W	0-0	West (8); McBride (25); Walsh (60)
Game #14	07/05/2003	CLB 0 vs DAL 0	T (2OT)	0-0	
Game #15	07/19/2003	CLB 0 vs KC 1	L	1-0	Matteo (33)
Game #16	07/23/2003	CLB 1 vs NE 1	T (2OT)	1-1	Maisonneuve (79)
Game #17	07/30/2003	CLB 1 at LA 2	L	2-1	Buddle (74)
Game #18	08/09/2003	CLB 1 at LA 3	L	3-1	Buddle (47); West (52)
Game #19	08/13/2003	CLB 2 vs CHI 2	T (2OT)	2-2	
Game #20	08/16/2003	CLB 1 at COL 2	L (OT)	2-1	Buddle (72)
Game #21	08/23/2003	CLB 2 at DAL 1	W	1-0	Buddle (43); Paule (62)
Game #22	08/31/2003	CLB 1 vs KC 0	W	0-0	West (37)
Game #23	09/06/2003	CLB 1 at CHI 1	T (2OT)	1-1	Buddle (37)
Game #24	09/13/2003	CLB 3 vs DAL 2	W	2-2	Buddle (28,81); McBride (39)
Game #25	09/20/2003	CLB 0 at MET 1	L (2OT)	1-0	
Game #26	09/28/2003	CLB 2 at NE 3	L (2OT)	3-2	Martino (41); Denton (72)
Game #27	10/04/2003	CLB 1 vs DC 1	T (2OT)	1-1	Paule (19)
Game #28	10/10/2003	CLB 0 at CHI 2	L	2-0	
Game #29	10/19/2003	CLB 3 at DC 2	W (2OT)	2-2	West (26); McBride (90 pen,100)
Game #30	10/26/2003	CLB 6 vs CHI 2	W	2-2	McBride (49,67); Cunningham (54); Buddle (74,85); Garcia (90)

**2003 DALLAS BURN STATISTICS (6-19-5, 23 pts.)
THROUGH GAMES OF OCTOBER 25, 2003**

UNF	POS	PLAYER	GP	GS	MIN	G	A	PTS	SHT	SOG	BLK	FC	FS	OFF	CK	C	E
24	MID	Brad Davis	26	21	1910	6	5	17	41	16	1	41	42	7	59	1	0
9	FWD	Jason Kreis	18	18	1543	7	2	16	42	21	0	21	22	17	2	3	0
18	FWD	Toni Nhleko	11	9	792	2	4	8	22	7	0	23	12	19	0	2	0
10	MID	Joselito Vaca	27	21	1871	2	4	8	32	14	0	24	29	6	15	1	0
20	FWD*	Ronald Cerritos	15	9	852	3	1	7	15	10	0	9	12	13	0	0	0
15	MID	Chad Deering	27	26	2187	1	5	7	24	6	1	57	23	0	32	7	1
7	FWD	Edward Johnson	22	13	1265	3	0	6	31	12	0	26	31	16	0	2	0
8	MID	Oscar Pareja	24	23	1982	1	4	6	20	3	1	58	48	5	5	9	0
19	FWD	Bobby Rhine	25	10	1034	2	1	5	21	10	0	22	20	8	0	3	0
11	FWD*	Ali Curtis	8	6	474	1	2	4	9	5	0	4	11	1	1	0	0
2	DEF	Chris Gbandi	22	17	1573	1	2	4	4	3	0	27	22	3	1	4	0
4	DEF*	Brian Dunseth	9	9	806	1	1	3	3	2	1	12	5	0	0	0	0
3	M/D*	Ezra Hendrickson	16	15	1367	1	1	3	6	1	3	8	10	0	0	2	0
26	MID	Ronnie O'Brien	6	3	317	1	0	2	10	5	0	12	5	0	0	0	0
3	DEF*	Ryan Suarez	12	12	1110	1	0	2	9	3	0	29	13	2	0	4	1
21	DEF	Shavar Thomas	15	14	1252	1	0	2	4	2	1	34	6	0	1	2	1
4	DEF*	Paul Broome	7	6	563	0	1	1	3	1	0	13	11	0	0	2	1
11	MID*	Antonio Martinez	10	5	564	0	1	1	11	4	0	4	15	1	14	0	0
16	DEF	Matt Behncke	13	9	827	0	0	0	6	1	1	15	13	1	0	1	0
5	DEF	Tenywa Bonseu	20	20	1789	0	0	0	4	2	0	23	13	0	0	2	1
00	GK	Jeff Cassar	7	6	562	0	0	0	0	0	0	0	0	0	0	1	0
1	GK	D.J. Countess	24	24	2194	0	0	0	0	0	1	1	1	0	0	3	0
14	FWD*	Gavin Ginton	10	3	273	0	0	0	4	2	0	4	10	3	0	1	0
6	DEF	Steve Morrow	17	17	1484	0	0	0	6	2	1	22	5	0	0	0	0
22	DEF	Philip Salyer	8	5	491	0	0	0	3	0	0	6	4	0	0	1	0
12	MID	Jordan Stone	16	9	1057	0	0	0	1	0	0	14	9	0	0	1	1
13	MID	Mandi Urbas	3	0	40	0	0	0	1	1	0	0	1	0	0	0	0
		Own-goals received				1											
		Team totals	30	30	2756	35	34	104	332	133	11	509	397	102	130	52	6
		Opponent totals	30	30	2756	64	63	191	439	213	3	413	497	66	172	38	3

GAME-WINNING GOALS: Shavar Thomas 1, Toni Nhleko 1, Jason Kreis 1, Edward Johnson 1, Chad Deering 1
Ronald Cerritos 1

GAME-WINNING ASSISTS: Oscar Pareja 2, Joselito Vaca 1, Jason Kreis 1, Brad Davis 1

PENALTY KICK GOALS/ATTEMPTS: Jason Kreis 1-2, Brad Davis 2-2, Edward Johnson 0-1, Ronald Cerritos 1-1

DALLAS BURN INDIVIDUAL GOALKEEPING

UNF	POS	GOALKEEPER	GP	GS	MIN	SHTS	SV	C/P	GA	GAA	PG	PA	W	L	T	SO	RECORD
2	DEF	Chris Gbandi	1	0	1	0	0	0	0	0.00	0	0	0	0	0	0	0-0-0
1	GK	D.J. Countess	24	24	2193	173	115	88	48	1.97	6	10	5	15	4	2	0-1-4
00	GK	Jeff Cassar	7	6	562	40	23	30	16	2.56	0	0	1	4	1	2	0-0-1
		Team totals	30	30	2756	213	149	118	64	2.09	6	10	6	19	5	4	0-1-5
		Opponent totals	30	30	2756	133	99	166	35	1.14	4	6	19	6	5	8	1-0-5

*Indicates individual played with other teams in 2003. Only Dallas Burn statistics listed here.



DALLAS BURN - 2003

DALLAS BURN - GAME-BY-GAME

#	Player	1	2	3	4	5	6	7	8	9	10	11	12	13	14	15	16	17	18	19	20	21	22	23	24	25	26	27	28	29	30	
00	Jeff Cassar	12	90G											00G	90G	90G	96G	90G	90G	90G	90G	90G	90G	90G	90G	90G	90G	90G	90G	90G		
1	D.J. Countess	88G		00G	90G	00G	90G	90G	90G	90G	90G	90G	90G	6	00M	90D	90D	96D	90D	90D	90D	90D	90D	90D	90D	90D	90D	90D	90D	90D		
2	Chris Gbandi	27			9	90D	90D	90D	45D																							
3	Ezra Hendrickson																															
3	Ryan Suarez	00D	90D	00D	90D	90D	90D	90D	90D	90D	90D	90D	90D	00D																		
4	Paul Broome	00D	63D	00D	90D	81D								45	84D																	
4	Brian Dunseth																															
5	Tenywa Bonseu	00D	90D	00D	90D	00D	90D	90D	90D	90D	90D	90D	90D	90D	90D	90D	90D	90D	90D	90D	90D	90D	90D	90D	90D	90D	90D	90D	90D	90D		
6	Steve Morrow	00D	86D	00D	90D	00D	90D	90D	89D																							
7	Edward Johnson	26	90F	79F	45F	57F	8	1	20	27																						
8	Oscar Pareja																															
9	Jason Kreis	91F	90F	00F	90F	00F	82F	90F	90F	90F	90F	90F	90F	90F	90F	90F	90F	90F	90F	90F	90F	90F	90F	90F	90F	90F	90F	90F	90F	90F		
10	Joselito Vaca	00M	90M	61M	73M	90M	4	90M	64M	32	90M	90M	90M	81M	45	70M	96M	90M	28	90M	90M	74M	57M	72M	1	23	90M	90M	90M			
11	Ali Curtis																															
11	Antonio Martinez	00M	45M	00M	45	00M	90M	26																								
12	Jordan Stone	16																														
13	Mandi Urbas																															
14	Gavin Glinton																															
15	Chad Deering	00M	90M	00M	90M	00M	90M	90M	90M	90M	90M	90M	90M	90M	90M	90M	90M	90M	90M	90M	90M	90M	90M	90M	90M	90M	90M	90M	90M	90M		
16	Matt Behncke																															
18	Toni Nhleko																															
19	Bobby Rhine	74F	4	21	45	19	14	70F	90F	90M	73F	63F	8	25	12	6	64F	90F	90F	90F	90F	90F	90F	90F	90F	90F	90F	90F	90F	90F		
20	Ronald Cerritos																															
21	Shavar Thomas																															
22	Philip Salyer																															
24	Brad Davis	9	45	39	90M	32	90M	90M	90M	90M	90M	90M	90M	90M	90M	90M	90M	90M	90M	90M	90M	90M	90M	90M	90M	90M	90M	90M	90M	90M		
26	Ronnie O'Brien	84M	90M	86M																												

"00" = 100 minutes played
 F/M/D/G = starting position

Played for other teams:
 Ezra Hendrickson played 938 minutes for LA
 Brian Dunseth played 1589 minutes for CLB
 Ali Curtis played 1035 minutes for DC
 Gavin Glinton played 399 minutes for LA

DALLAS BURN – GAME-BY-GAME LOG

Game #1	04/12/2003	DAL 1 vs LA 1	T (20T)	O'Brien (4)
Game #2	04/26/2003	DAL 1 vs NE 2	L	Kreis (72)
Game #3	05/03/2003	DAL 0 at DC 0	T (20T)	
Game #4	05/10/2003	DAL 1 vs KC 3	L	Kreis (53)
Game #5	05/17/2003	DAL 1 vs LA 1	T (20T)	Davis (82)
Game #6	05/24/2003	DAL 1 at MET 2	L	Kreis (63)
Game #7	05/31/2003	DAL 3 vs DC 2	W	Kreis (16); Gbandi (41); Cerritos (75 pen)
Game #8	06/14/2003	DAL 1 vs SJ 2	L	Kreis (25)
Game #9	06/18/2003	DAL 1 at CHI 4	L	Suarez (78)
Game #10	06/21/2003	DAL 3 vs COL 1	W	Davis (31); Kreis (45); Vaca (90)
Game #11	06/28/2003	DAL 0 at LA 3	L	
Game #12	07/02/2003	DAL 1 vs DC 3	L	Kreis (74 pen)
Game #13	07/05/2003	DAL 0 at CLB 0	T (20T)	
Game #14	07/12/2003	DAL 1 at KC 5	L	Cerritos (63)
Game #15	07/16/2003	DAL 2 at NE 1	W	Cerritos (4); Thomas (13)
Game #16	07/19/2003	DAL 1 vs MET 2	L (OT)	Davis (26)
Game #17	07/26/2003	DAL 0 at SJ 3	L	
Game #18	08/09/2003	DAL 0 at COL 2	L	
Game #19	08/13/2003	DAL 0 vs SJ 3	L	
Game #20	08/16/2003	DAL 3 vs KC 2	W	Vaca (30); Davis (54 pen); Johnson (71)
Game #21	08/23/2003	DAL 1 vs CLB 2	L	Rhine (75)
Game #22	08/30/2003	DAL 1 at LA 2	L	Davis (12)
Game #23	09/06/2003	DAL 1 at COL 2	L	Davis (24 pen)
Game #24	09/13/2003	DAL 2 at CLB 3	L	Dunseth (15); Johnson (52)
Game #25	09/20/2003	DAL 2 vs CHI 0	W	Nhleko (7); Johnson (45)
Game #26	09/27/2003	DAL 2 at SJ 5	L	Hendrickson (8); Curtis (14)
Game #27	10/04/2003	DAL 1 vs NE 4	L	Pareja (20)
Game #28	10/11/2003	DAL 0 at MET 0	T (20T)	
Game #29	10/18/2003	DAL 0 at KC 1	L	
Game #30	10/25/2003	DAL 4 vs COL 3	W	Rhine (19); own goal (22); Nhleko (31); Deering (39)



Media planning to cover MLS Cup 2003 at The Home Depot Center on Sunday, November 23 can now apply for media credentials online via the League's Official website: www.MLSnet.com/credential.html (see below for username and password). Applications must be received by Monday, November 10. All applications MUST be accompanied by a passport photo, which will be added to each credential for security purposes. Media who have previously submitted a passport photo to MLS Communications or the Los Angeles Galaxy Communications Department will not need to resubmit an image.

URL: www.mlsnet.com/credential.html
username: media
password: mlsmedia

2003 MLS AWARDS ANNOUNCEMENT SCHEDULE

DAY	DATE	AWARD ANNOUNCEMENT
Ongoing		MLS Team Award Winners – Honda MVP, Budweiser Scoring Champion, US Soccer Foundation Humanitarian of the Year and ADT Defender of the Year
Sun.	Oct. 26	Budweiser Scoring Champion – Preki, Kansas City Wizards
Sun.	Oct. 26	MLS Fair Play Team Award – New England Revolution
Sun.	Oct. 26	MLS Supporters Shield – Chicago Fire
Thu.	Oct. 30	Pepsi Goal of the Year Online Voting Kicks Off at MLSnet.com
Mon.	Nov. 3	Honda MVP Finalists (3); U.S. Soccer Federation Humanitarian of the Year Finalists (10); MLS Fair Play (Individual) Finalists (3)
Mon.	Nov. 10	Pepsi Goal of the Year Finalists (5); MLS Coach of the Year Finalists (3); ADT Defender of the Year Finalists (3); ACE Comeback Player of the Year Finalists (3)
Mon.	Nov. 17	Gatorade Rookie of the Year Finalists (3); Official Sports Referee of the Year Finalists (3); MLS Goalkeeper of the Year Finalists (3)
Fri.	Nov. 21	Honda Most Valuable Player (at MLS Cup Press Conference)
Sat.	Nov. 22	2003 MLS Gala Awards Ceremony includes winners in all categories plus: RadioShack Best XI, Nickelodeon GAS Play of the Year Commissioner's Award and MLS Executive Awards
Sun.	Nov. 23	MLS Cup 2003 MVP

The 2003 MLS Gala Awards Ceremony will be held on Saturday, November 22 at the Kodak Theatre in Hollywood. To request your complimentary MLS Gala Awards Ceremony tickets e-mail 03galatickets@mlsnet.com. Along with your ticket request please include your name, address, phone number, and e-mail address. Tickets are limited to a maximum of 4 per request and are based on availability. If you request can be filled, you will be notified by e-mail.

MLS KEY DATES - 2003

October 26	End of MLS regular season
October 26	Roster Freeze Date - Rosters set for MLS Cup Playoffs
November 1 - 9	MLS Cup Playoffs – Conference Semifinals
November 14 - 15	MLS Cup Playoffs – Conference Championships
November 15/19	CONCACAF Olympic Qualifying – USA vs. St. Kitts & Nevis
November 23	MLS Cup 2003 @ The Home Depot Center – 3:30 p.m. ET on ABC Sports
November 23	MLS Roster Freeze Ends
November 24	Waivers submitted to MLS League Office
November 25	Waiver Draft
November 27 – Dec. 19	FIFA U-20 World Youth Championships – United Arab Emirates
December 12-14	2003 NCAA College Cup – Columbus, Ohio



ROAD TO MLS CUP 2003

WESTERN CONFERENCE SEMIFINALS

#1 SAN JOSE EARTHQUAKES v #4 LOS ANGELES GALAXY

Sat., Nov. 1 – The Home Depot Center, Carson, Calif. (7 p.m. PT)

LOS ANGELES GALAXY v SAN JOSE EARTHQUAKES

Sun., Nov. 9 – Spartan Stadium, San Jose, Calif. (6 p.m. PT)

SAN JOSE EARTHQUAKES v LOS ANGELES GALAXY

#2 KANSAS CITY WIZARDS v #3 COLORADO RAPIDS

Tues., Nov. 4 – Invesco Field at Mile High, Denver, Colo. (7:30 p.m. MT)

COLORADO RAPIDS v KANSAS CITY WIZARDS

Sat., Nov. 8 – Arrowhead Stadium, Kansas City, Mo. (7 p.m. CT)

KANSAS CITY WIZARDS v COLORADO RAPIDS

EASTERN CONFERENCE SEMIFINALS

#1 CHICAGO FIRE v #4 D.C. UNITED

Sat., Nov. 1 – RFK Memorial Stadium, Washington, D.C. (7:30 p.m. ET)

D.C. UNITED v CHICAGO FIRE

Sun., Nov. 9 – Soldier Field, Chicago, Ill. (12 noon CT)

CHICAGO FIRE v D.C. UNITED

#2 NEW ENGLAND REVOLUTION v #3 METROSTARS

Sat., Nov. 1 – Giants Stadium, E. Rutherford, N.J. (5 p.m. ET)

METROSTARS v NEW ENGLAND REVOLUTION

Sun., Nov. 9 – Gillette Stadium, Foxborough, Mass. (4 p.m. ET)

NEW ENGLAND REVOLUTION v METROSTARS

WESTERN CONFERENCE FINAL

_____ v _____

if at San Jose Earthquakes: Spartan Stadium, Sat., Nov. 15, 7 p.m. PT (W1 v W2/W3)

if at Kansas City Wizards: Arrowhead Stadium, Fri., Nov. 14, 7:30 p.m. CT (W2 v W4)

if at Colorado Rapids: Invesco Field at Mile High, Fri., Nov. 14, 7:30 p.m. MT (W3 v W4)

EASTERN CONFERENCE FINAL

_____ v _____

if at Chicago Fire: Soldier Field, Fri., Nov. 14, 7:30 p.m. CT (E1 v E2/E3)

if at New England Revolution: Gillette Stadium, Sat., Nov. 15, 4 p.m. ET (E2 v E4)

if at MetroStars: Giants Stadium, Sat., Nov. 15, 5 p.m. ET (E3 v E4)

2003 MLS CUP FINAL

Sun., Nov. 23 – The Home Depot Center, Carson, Calif. (12:30 p.m. PT)

_____ v _____



Major League Soccer welcomes you to the New Soccer Nation and would like to extend a special thank you to our sponsors for their support during the 2003 season.

Official Sponsors



Official Uniform Suppliers



Official Corporate Partners



Official Suppliers

