



# MLS CUP 2009 PLAYOFFS

## TABLE OF CONTENTS

• 2009 MLS CUP PLAYOFFS SCHEDULE	2
• MLS CUP PLAYOFFS HISTORY	3
• RULES OF COMPETITION	12
• 2009 MLS SEASON NOTES	24
• TEAM-BY-TEAM GUIDES	
<b>EASTERN CONFERENCE</b>	
<b>1. COLUMBUS CREW</b>	
<b>vs.</b>	<b>27</b>
<b>4. REAL SALT LAKE</b>	
<b>2. CHICAGO FIRE</b>	
<b>vs.</b>	<b>53</b>
<b>3. NEW ENGLAND REVOLUTION</b>	
<b>WESTERN CONFERENCE</b>	
<b>1. LOS ANGELES GALAXY</b>	
<b>vs.</b>	<b>78</b>
<b>4. CHIVAS USA</b>	
<b>2. HOUSTON DYNAMO</b>	
<b>vs.</b>	<b>105</b>
<b>3. SEATTLE SOUNDERS FC</b>	
• 2009 REGULAR SEASON STATISTICS	129
• ALL-TIME MLS LEADERS	143
• MLS CUP PLAYOFFS ALL-TIME STATISTICS	146
• 2009 NON-PLAYOFF TEAMS STATISTICS	155

## MLS STATISTICS KEY

### FIELD PLAYER LEGEND

GP = Games Played; GS = Games Started; MIN = Minutes Played; G = Goals; A = Assists; SHT = Total Shots; SOG = Shots On Goal; FC = Fouls Committed; FS = Fouls Suffered; OFF = Times Offside; CK = Corner Kicks; C = Cautions; E = Ejections; \* = indicates individual played for other team(s); FW = Forward; MF = Midfielder; DF = Defender; GK = Goalkeeper; SKG = Penalty Kick Shootout Goals; SKA = Penalty Kick Shootout Attempts;

### GOALKEEPER STATISTICS LEGEND

SHTS = Shots Faced; SVS = Saves; GA = Goals Allowed; GAA = Goals Against Average (goals allowed per 90 minutes); PG = Penalty Kick Goals Allowed; PA = Penalty Kick Attempts Faced; SKG = Penalty Kick Shootout Goals; SKA = Penalty Kick Shootout Attempts; W = Goalkeeper Wins; L = Goalkeeper Losses; T = Goalkeeper Ties; SO = Shutouts; OT Record = Record in Overtime Games



**MLS CUP**  
SEATTLE ★ 2009

# ROAD TO MLS CUP 2009

## EASTERN CONFERENCE SEMIFINALS

### **#1 COLUMBUS CREW v #4 REAL SALT LAKE**

Sat., Oct. 31 – Rio Tinto Stadium, Sandy, Utah (4 p.m. MT; Direct Kick/MLSnet.com)

**REAL SALT LAKE**                        v                        **COLUMBUS CREW**

Thurs., Nov. 5 – Columbus Crew Stadium, Columbus, Ohio (8 p.m. ET; ESPN2; Deportes)

**COLUMBUS CREW**                        v                        **REAL SALT LAKE**

### **#2 CHICAGO FIRE v #3 NEW ENGLAND REVOLUTION**

Sun., Nov. 1 – Gillette Stadium, Foxborough, Mass. (2 p.m. ET; FSC/FSE)

**NEW ENGLAND REVOLUTION**                        v                        **CHICAGO FIRE**

Sat., Nov. 7 – Toyota Park, Bridgeview, Ill. (7:30 p.m. CT; FSC/FSE)

**CHICAGO FIRE**                        v                        **NEW ENGLAND REVOLUTION**

## WESTERN CONFERENCE SEMIFINALS

### **#1 LOS ANGELES GALAXY v #4 CHIVAS USA**

Sun., Nov. 1 – The Home Depot Center, Carson, Calif. (2 p.m. PT; ESPN2; Deportes)

**CHIVAS USA**                        v                        **LOS ANGELES GALAXY**

Sun., Nov. 8 – The Home Depot Center, Carson, Calif. (4:30 p.m. PT; ESPN2; Deportes)

**LOS ANGELES GALAXY**                        v                        **CHIVAS USA**

### **#2 HOUSTON DYNAMO v #3 SEATTLE SOUNDERS FC**

Thurs., Oct. 29 – Qwest Field, Seattle, Wash. (7 p.m. PT; ESPN2; Deportes)

**SEATTLE SOUNDERS FC**                        v                        **HOUSTON DYNAMO**

Sun., Nov. 8 – Robertson Stadium, Houston, Texas (2 p.m. CT; TeleFutura)

**HOUSTON DYNAMO**                        v                        **SEATTLE SOUNDERS FC**

## EASTERN CONFERENCE CHAMPIONSHIP

   v   

**Thurs., Nov. 12 (ESPN2; Deportes) or Sat., Nov. 14 (FSC/FSE)**

*if at Columbus Crew: Columbus Crew Stadium (E1 v E2/E3)*

*if at Chicago Fire: Toyota Park (E2 v E4)*

*if at New England Revolution: Gillette Stadium (E3 v E4)*

## WESTERN CONFERENCE CHAMPIONSHIP

   v   

**Thurs., Nov. 12 (ESPN2; Deportes) or Sat., Nov. 14 (FSC/FSE)**

*if at Los Angeles Galaxy: The Home Depot Center (W1 v W2/W3)*

*if at Houston Dynamo: Robertson Stadium (W2 v W4)*

*if at Seattle Sounders FC: Qwest Field (W3 v W4)*

## 2009 MLS CUP FINAL

Sun., Nov. 22 – Qwest Field, Seattle, Wash. (5:30 p.m. PT; ESPN; Galavision)

   v

# MLS CUP PLAYOFFS: 14-YEAR HISTORY

While the MLS Cup championship game itself has remained a constant – a dramatic one-match finale at a venue announced well in advance of the postseason – the road to MLS Cup has varied slightly over the years:

## 1996

**Who Qualified:** The top four teams from both the Eastern and Western Conferences were seeded to start the conference semifinals, with the 1 seeds playing the number 4's and the No. 2's vs. No. 3's.

**Format:** Both the Conference Semifinals (first round) and Conference Finals (second round) were designed on a **Best-of-Three** format with the first game hosted by the lower-seeded team and the final two games (Game Three if necessary) at the home of the higher seeded team. The first team to *win two games* in regulation or via the shootout advanced to the next playoff round (since the shootout was in place from 1996-1999 no games ended in ties).

**Notes:** D.C. United became the league's first champion, coming from two goals down to defeat the Los Angeles Galaxy 3-2 in overtime at Foxboro Stadium.

## 1997 - 1999

**Who Qualified:** As in 1996, the top four teams in each conference advanced to the MLS Cup Playoffs.

**Format:** As in 1996, a **Best-of-Three** format was utilized in the Conference Semifinals and Conference Finals (no games ended in ties due to the shootout). However, a change to the format allowed the higher seeded teams to host Game One and Game Three, unlike in 1996 when the higher seed played Games Two and Three (if necessary) at home.

**Notes:** The D.C. United dynasty saw the team play in MLS Cup all three years, winning its second and third championships in 1997 and 1999. In 1998 the Chicago Fire became the only expansion team to win an MLS Cup in its first season, defeating D.C. United 2-0 before 51,000 fans at the Rose Bowl in Pasadena, Calif.

## 2000 - 2002

**Who Qualified:** Spurred by the introduction of a new three-division alignment in 2000, a single playoff table was established to determine postseason berths and seeds.

Although a two-conference alignment was re-introduced in 2002 following the contraction of Miami and Tampa Bay, the system based on the single playoff table remained. The single playoff table ensured that only the League's eight best teams during the regular season qualified for postseason play, eliminating situations like what occurred in 1999, when the San Jose Clash failed to qualify for the playoffs despite finishing with more points (37) than the No. 3 and No. 4 seeds in the Eastern Conference.

The three division winners (2000-01) or two conference champions (2002) were given automatic top seeds entering the postseason. The rest of the field was seeded according to final regular season point totals regardless of conference affiliation.

**Format:** During the first round, the seeding placed seed No. 1 vs. No. 8, No. 2 vs. No. 7, No. 3 vs. No. 6 and No. 4 vs. No. 5 in the MLS Cup Playoff Quarterfinals. In the semifinal round, the winner of the 1 vs. 8 series advanced to face the winner of the 4 vs. 5 series, while the victors of the 3 vs. 6 and 2 vs. 7 series played for the right to compete in MLS Cup.

The team that advanced was based on a "first-to-five-points" format with a win earning three points and a tie one point (ties were first introduced in MLS in the 2000 regular season in conjunction with the elimination of the shootout). The first team to compile five points or more in three games advanced to the following round. If the series was tied in points after a Game Three, a 20-minute golden-goal Series Tiebreaker was played, followed by penalty kicks if necessary. As was the case from 1997-1999, the higher seed hosted Game One and Game Three in each series.

**Notes:** Kansas City, San Jose, and Los Angeles each won their first MLS Cups, with Los Angeles' long-due overtime victory coming before 61,000 fans in a packed Foxboro Stadium.

## 2003-2006

**Who Qualified:** As was the case between 1996 and 1999, the top four teams in each conference advance to the Conference Semifinals.

**Format:** Conference Semifinal series are conducted under a home-and-home, aggregate-goal format. The aggregate goal format follows the lead of various international competitions, including Europe's UEFA Champions League and South America's Copa Libertadores club tournament.

In the case that teams are tied on aggregate goals following the conclusion of Game 2 of the Conference Semifinal series, a 30-minute extra time period is played followed by penalty kicks if necessary. The two teams left standing in each conference after the Conference Semifinals will meet in the single-game Conference Championship to be hosted by the higher seed. The winners of each Conference Championship advances to MLS Cup.

**Notes:** in 2004 D.C. United became the first team to ever win a playoff series on penalty kicks, defeating New England in the Eastern Conference Championship en route to its record fourth MLS Cup victory.

## 2007-09

**Who Qualified:** In 2007 and 2009, the top two teams in each conference qualify and are seeded 1 & 2 in their respective four-team playoff conference brackets. The four MLS teams with the next most points, regardless of conference, receive "wildcard" berths. The four wildcard teams will be seeded according to conference first. If more than four teams qualify from one conference, those finishing lower than fourth in their conference will shift over to the other conference bracket. A team switching conference brackets will be seeded below all other teams in its new conference playoff bracket. For 2008, the top three teams in each conference qualified, with the next two teams with the most points, regardless of conference, receiving "wildcard" berths.

**Format:** Same as from 2003-2006.

**Notes:** The Houston Dynamo became just the second team in league history, and first since D.C. United in the league's first two seasons, to win back-to-back MLS Cups.



**2008 MAJOR LEAGUE SOCCER PLAYOFF RESULTS**

**EASTERN CONFERENCE SEMIFINALS**

Columbus Crew (1E) vs. Kansas City Wizards (4E)  
 Nov. 1 Columbus at Kansas City 1-1 10,385  
 Nov. 8 Kansas City at Columbus 0-2 11,153  
 (Columbus Crew win on aggregate 3-1)

Chicago Fire (2E) vs. New England Revolution (3E)  
 Oct. 30 Chicago at New England 0-0 5,221  
 Nov. 6 New England at Chicago 0-3 17,312  
 (Chicago Fire win on aggregate 3-0)

**WESTERN CONFERENCE SEMIFINALS**

Houston Dynamo (1W) vs. New York Red Bulls (4W)  
 Nov. 1 Houston at New York 1-1 11,578  
 Nov. 9 New York at Houston 3-0 30,053  
 (New York Red Bulls win on aggregate 4-1)

Chivas USA (2W) vs. Real Salt Lake (3W)  
 Nov. 1 Chivas USA at Real Salt Lake 0-1 14,791  
 Nov. 8 Real Salt Lake at Chivas USA 2-2 19,265  
 (Real Salt Lake win on aggregate 3-2)

**EASTERN CONFERENCE CHAMPIONSHIP**  
 Nov. 13 Chicago at Columbus 1-2 14,688

**WESTERN CONFERENCE CHAMPIONSHIP**  
 Nov. 15 New York at Real Salt Lake 1-0 20,008

**MLS CUP 2008**  
 The Home Depot Center – Carson, Calif.  
 Nov. 23 Columbus vs. New York 3-1 27,000

**2007 MAJOR LEAGUE SOCCER PLAYOFF RESULTS**

**EASTERN CONFERENCE SEMIFINALS**

D.C. United (1E) vs. Chicago Fire (4E)  
 Oct. 25 D.C. United at Chicago 0-1 17,834  
 Nov. 1 Chicago at D.C. United 2-2 19,438  
 (Chicago Fire win on aggregate 3-2)

New England Revolution (2E) vs. New York Red Bulls (3E)  
 Oct. 27 New England at New York 0-0 14,165  
 Nov. 3 New York at New England 0-1 10,116  
 (New England Revolution win on aggregate 1-0)

**WESTERN CONFERENCE SEMIFINALS**

Chivas USA (1W) vs. Kansas City Wizards (5E)  
 Oct. 27 Chivas USA at Kansas City 0-1 12,442  
 Nov. 3 Kansas City at Chivas USA 0-0 19,711  
 (Kansas City Wizards win on aggregate 1-0)

Houston Dynamo (2W) vs. FC Dallas (3W)  
 Oct. 27 Houston at FC Dallas 0-1 12,537  
 Nov. 2 FC Dallas at Houston 4-1 (OT) 30,088  
 (Houston Dynamo win on aggregate 4-2)

**EASTERN CONFERENCE CHAMPIONSHIP**  
 Nov. 8 Chicago at New England 0-1 10,317

**WESTERN CONFERENCE CHAMPIONSHIP**  
 Nov. 10 Kansas City at Houston 0-2 30,972

**MLS CUP 2007**  
 RFK Memorial Stadium – Washington, D.C.  
 Nov. 18 Houston vs. New England 2-1 39,859



## 2006 MAJOR LEAGUE SOCCER PLAYOFF RESULTS

### EASTERN CONFERENCE SEMIFINALS

D.C. United (1E) vs. New York Red Bulls (4E)  
 Oct. 21 D.C. United at New York 1-0 8,630  
 Oct. 29 New York at D.C. United 1-1 21,455  
 (D.C. United win on aggregate 2-1)

New England Revolution (2E) vs. Chicago Fire (3E)  
 Oct. 22 New England at Chicago 0-1 10,217  
 Oct. 28 Chicago at New England 2-1 (OT) 9,372  
 (aggregate 2-2; Revolution win on penalty kicks 4-2)

### WESTERN CONFERENCE SEMIFINALS

FC Dallas (1W) vs. Colorado Rapids (4W)  
 Oct. 21 FC Dallas at Colorado 2-1 4,176  
 Oct. 28 Colorado at FC Dallas 3-2 (OT) 15,486  
 (aggregate 4-4; Rapids win on penalty kicks 5-4)

Houston Dynamo (2W) vs. Chivas USA (3W)  
 Oct. 22 Houston at Chivas USA 1-2 15,110  
 Oct. 29 Chivas USA at Houston 0-2 17,440  
 (Dynamo win on aggregate 3-2)

### EASTERN CONFERENCE CHAMPIONSHIP

Nov. 5 New England at D.C. United 1-0 19,552

### WESTERN CONFERENCE CHAMPIONSHIP

Nov. 5 Colorado at Houston 1-3 23,107

### MLS CUP 2006

Pizza Hut Park – Frisco, Texas  
 Nov. 12 Houston vs. New England 1-1 22,427  
*Dynamo win on penalty kicks 4-3*

## 2005 MAJOR LEAGUE SOCCER PLAYOFF RESULTS

### EASTERN CONFERENCE SEMIFINALS

New England Revolution (1E) vs. MetroStars (4E)  
 Oct. 22 New England at MetroStars 0-1 10,003  
 Oct. 29 MetroStars at New England 1-3 9,581  
 (Revolution win on aggregate 3-2)

D.C. United (2E) vs. Chicago Fire (3E)  
 Oct. 21 D.C. United at Chicago Fire 0-0 11,463  
 Oct. 30 Chicago Fire at D.C. United 4-0 20,089  
 (Fire win on aggregate 4-0)

### WESTERN CONFERENCE SEMIFINALS

S.J. Earthquakes (1W) vs. L.A. Galaxy (4W)  
 Oct. 23 San Jose at Los Angeles 1-3 17,466  
 Oct. 29 Los Angeles at San Jose 1-1 17,824  
 (Galaxy win on aggregate 4-2)

FC Dallas (2W) vs. Colorado Rapids (3W)  
 Oct. 22 FC Dallas at Colorado 0-0 9,625  
 Oct. 29 Colorado at FC Dallas 0-2 10,104  
 (aggregate 2-2; Rapids win on penalty kicks 5-4)

### EASTERN CONFERENCE CHAMPIONSHIP

Nov. 6 Chicago at New England 1-0 18,118

### WESTERN CONFERENCE CHAMPIONSHIP

Nov. 5 Los Angeles at Colorado 2-0 12,789

### MLS CUP 2005

Pizza Hut Park – Frisco, Texas  
 Nov. 13 Los Angeles vs. New England 1-0 21,193



## 2004 MAJOR LEAGUE SOCCER PLAYOFF RESULTS

### EASTERN CONFERENCE SEMIFINALS

Columbus Crew (1E) vs. New England Revolution (4E)  
 Oct. 23 Columbus at New England 0-1 5,679  
 Oct. 31 New England at Columbus 1-1 15,224  
 (Revolution win on aggregate 2-1)

D.C. United (2E) vs. MetroStars (3E)  
 Oct. 23 D.C. United at MetroStars 2-0 11,161  
 Oct. 30 MetroStars at D.C. United 0-2 15,763  
 (United win on aggregate 4-0)

### WESTERN CONFERENCE SEMIFINALS

K.C. Wizards (1W) vs S.J. Earthquakes (4W)  
 Oct. 24 Kansas City at San Jose 0-2 8,659  
 Oct. 30 San Jose at Kansas City 0-3 10,022  
 (Wizards win on aggregate 3-2)

Los Angeles Galaxy (2W) vs. Colorado Rapids (3W)  
 Oct. 22 Los Angeles at Colorado 0-1 8,028  
 Oct. 30 Colorado at Los Angeles 0-2 20,026  
 (Galaxy win on aggregate 2-1)

### EASTERN CONFERENCE CHAMPIONSHIP

Nov. 6 New England at D.C. United 3-3 (aet) 21,101  
 (United win 4-3 on penalty kicks)

### WESTERN CONFERENCE CHAMPIONSHIP

Nov. 5 Los Angeles at Kansas City 2-0 11,931

### MLS CUP 2004

Home Depot Center – Carson, Calif.  
 Nov. 14 D.C. United vs. Kansas City 3-2 25,797

## 2003 MAJOR LEAGUE SOCCER PLAYOFF RESULTS

### WESTERN CONFERENCE SEMIFINALS

S.J. Earthquakes (1W) vs. L.A. Galaxy (4W)  
 Nov. 1 San Jose at Los Angeles 0-2 20,201  
 Nov. 9 Los Angeles at San Jose 2-5 (aet) 14,145  
 (Earthquakes win on aggregate 5-4)

Kansas City Wizards (2W) vs. Colorado Rapids (3W)  
 Nov. 4 Kansas City at Colorado 1-1 15,202  
 Nov. 8 Colorado at Kansas City 0-2 10,712  
 (Wizards win on aggregate 3-1)

### EASTERN CONFERENCE SEMIFINALS

Chicago Fire (1E) vs. D.C. United (4E)  
 Nov. 1 Chicago at D.C. United 2-0 15,202  
 Nov. 9 D.C. United at Chicago 0-2 15,312  
 (Fire win on aggregate 4-0)

New England Revolution (2E) vs. MetroStars (3E)  
 Nov. 1 New England at MetroStars 2-0 10,211  
 Nov. 9 MetroStars at New England 1-1 14,823  
 (Revolution win on aggregate 3-1)

### EASTERN CONFERENCE FINAL

Nov. 14 New England at Chicago 0-1 (aet) 14,610

### WESTERN CONFERENCE FINAL

Nov. 15 Kansas City at San Jose 2-3 (aet) 16,108

### MLS CUP 2003

Home Depot Center – Carson, Calif.  
 Nov. 14 San Jose vs. Chicago 4-2 27,000





## 2002 MAJOR LEAGUE SOCCER PLAYOFF RESULTS

### MLS CUP PLAYOFF QUARTERFINALS

Los Angeles Galaxy (1) vs. Kansas City Wizards (8)  
 Sept. 25 Kansas City at Los Angeles 2-3 14,585  
 Sept. 28 Los Angeles at Kansas City 1-4 9,484  
 Oct. 2 Kansas City at Los Angeles 2-5 14,713  
 (Galaxy win series 6 points to 3)

New England Revolution (2) vs. Chicago Fire (7)  
 Sept. 26 Chicago at New England 0-2 6,306  
 Sept. 29 New England at Chicago 1-2 9,434  
 Oct. 2 Chicago at New England 0-2 6,954  
 (Revolution win series 6 points to 3)

San Jose Earthquakes (3) vs. Columbus Crew (6)  
 Sept. 25 Columbus at San Jose 2-1 8,069  
 Sept. 28 San Jose at Columbus 1-2 13,004  
 (Crew win series 6 points to 0)

Dallas Burn (4) vs. Colorado Rapids (5)  
 Sept. 25 Colorado at Dallas 2-4 6,360  
 Sept. 28 Dallas at Colorado 0-1 9,637  
 Oct. 2 Colorado at Dallas 1-1\* 8,008  
 (\*Colorado wins series tiebreaker)

### MLS CUP PLAYOFF SEMIFINALS

Los Angeles (1) vs. Colorado Rapids (5)  
 Oct. 5 Colorado at Los Angeles 0-4 24,742  
 Oct. 9 Los Angeles at Colorado 1-0 12,367  
 (Galaxy win series 6 points to 0)

New England Revolution (2) vs. Columbus Crew (6)  
 Oct. 6 Columbus at New England 0-0 11,387  
 Oct. 9 New England at Columbus 1-0 10,245  
 Oct. 12 Columbus at New England 2-2 9,216  
 (Revolution win series 5 points to 2)

### MLS CUP 2002

Gillette Stadium – Foxborough, Mass.  
 Oct. 20 Los Angeles vs. New England 1-0 (OT) 61,216

## 2001 MAJOR LEAGUE SOCCER PLAYOFF RESULTS

### MLS CUP PLAYOFF QUARTERFINALS

Miami Fusion (No. 1) vs. Kansas City Wizards (No. 8)  
 Sept. 22 Kansas City at Miami 0-2 6,281  
 Sept. 26 Miami at Kansas City 0-3 5,803  
 Sept. 29 Kansas City at Miami 1-2 8,119  
 (Miami wins series 6 points to 3)

Chicago Fire (No. 2) vs. Dallas Burn (No. 7)  
 Sept. 20 Dallas at Chicago 0-2 8,314  
 Sept. 23 Chicago at Dallas 1-1 (OT) 17,149  
 Sept. 29 Dallas at Chicago 0-2 12,811  
 (Chicago wins series 7 points to 1)

Los Angeles Galaxy (No. 3) vs. MetroStars (No. 6)  
 Sept. 23 MetroStars at Los Angeles 1-1 (OT) 11,580  
 Sept. 26 Los Angeles at MetroStars 1-4 12,817  
 Sept. 29 MetroStars at Los Angeles 2-3 6,154  
 (Series tied 4-4 on points; Los Angeles wins series tiebreaker after Game Three)

Columbus Crew (No. 4) vs. S.J. Earthquakes (No. 5)  
 Sept. 22 San Jose at Columbus 3-1 20,883  
 Sept. 26 Columbus at San Jose 0-3 10,419  
 (San Jose wins series 6 points to 0)

### MLS CUP PLAYOFF SEMIFINALS

Chicago Fire (No. 2) vs. Los Angeles Galaxy (No. 3)  
 Oct. 10 Los Angeles at Chicago 1-1 (OT) 10,388  
 Oct. 13 Chicago at Los Angeles 0-1 (OT) 10,100  
 Oct. 17 Los Angeles at Chicago 2-1 (OT) 8,320  
 (Los Angeles wins series 7 points to 1)

Miami Fusion (No. 1) vs. San Jose (No. 5)  
 Oct. 10 San Jose at Miami 0-1 9,236  
 Oct. 14 Miami at San Jose 0-4 16,119  
 Oct. 17 San Jose at Miami 1-0 (OT) 11,242  
 (San Jose wins series 6 points to 3)

### MLS CUP 2001

Columbus Crew Stadium – Columbus, Ohio  
 Oct. 21 San Jose vs. Los Angeles 2-1 (OT) 21,626



## 2000 MAJOR LEAGUE SOCCER PLAYOFF RESULTS

### MLS CUP PLAYOFF QUARTERFINALS

Los Angeles Galaxy vs. Tampa Bay Mutiny  
 Sept. 14 Los Angeles at Tampa Bay 1-0 5,583  
 Sept. 20 Tampa Bay at Los Angeles 2-5 13,851  
 (Los Angeles wins series 6 points to 0)

MetroStars vs. Dallas Burn  
 Sept. 15 Dallas at MetroStars 1-2 (OT) 14,868  
 Sept. 20 MetroStars at Dallas 2-1 7,555  
 (MetroStars win series 6 points to 0)

New England Revolution vs. Chicago Fire  
 Sept. 15 New England at Chicago 1-2 10,476  
 Sept. 19 Chicago at New England 1-2 10,723  
 Sept. 22 New England at Chicago 0-6 5,972  
 (Chicago wins series 6 points to 3)

Colorado Rapids vs. Kansas City Wizards  
 Sept. 16 Colorado at Kansas City 0-1 8,682  
 Sept. 20 Kansas City at Colorado 0-0 (OT) 8,789  
 Sept. 24 Colorado at Kansas City 2-3 4,156  
 (Kansas City wins series 7 points to 1)

### MLS CUP PLAYOFF SEMIFINALS

Los Angeles Galaxy vs. Kansas City Wizards  
 Sept. 29 Los Angeles at Kansas City 0-0 (OT) 11,815  
 Oct. 3 Kansas City at Los Angeles 1-2 (OT) 20,849  
 Oct. 6 Los Angeles at Kansas City 5-2 (0-1\*) 8,320  
 (Kansas City wins series 5 points to 4 after overtime tie-breaker\*)

*\*After regulation, both teams were tied in the series at four points each and a 20-minute overtime period which KC won 1-0)*

MetroStars vs. Chicago Fire  
 Sept. 26 MetroStars at Chicago 0-3 7,141  
 Sept. 30 Chicago at MetroStars 0-2 15,476  
 Oct. 6 MetroStars at Chicago 2-3 10,133  
 (Chicago wins series 6 points to 3)

### MLS CUP 2000

RFK Stadium – Washington, D.C.  
 Oct. 15 Kansas City vs. Chicago 1-0 39,159

## 1999 MAJOR LEAGUE SOCCER PLAYOFF RESULTS

### EASTERN CONFERENCE SEMIFINALS

D.C. United vs. Miami Fusion  
 Oct. 16 Miami at D.C. United 0-2 18,011  
 Oct. 24 D.C. United at Miami 0-0 (SO 3-2) 8,446  
 (D.C. United win series 2 games to 0)

Tampa Bay Mutiny at Columbus Crew  
 Sept. 17 Tampa Bay at Columbus 0-2 9,188  
 Sept. 22 Columbus at Tampa Bay 2-0 14,392  
 (Columbus win series 2 games to 0)

### WESTERN CONFERENCE SEMIFINALS

Colorado Rapids vs. Los Angeles Galaxy  
 Oct. 17 Colorado at Los Angeles 0-3 16,307  
 Oct. 24 Los Angeles at Colorado 2-0 6,542  
 (Los Angeles win series 2 games to 1)

Chicago Fire vs. Dallas Burn  
 Oct. 16 Chicago at Dallas 1-2 10,980  
 Oct. 23 Dallas at Chicago 0-4 13,197  
 Oct. 27 Chicago at Dallas 2-3 9,795  
 (Dallas win series 2 games to 1)

### EASTERN CONFERENCE FINALS

D.C. United vs. Columbus Crew  
 Oct. 31 Columbus at D.C. United 1-2 14,529  
 Nov. 7 D.C. United at Columbus 1-5 12,778  
 Nov. 13 Columbus at D.C. United 0-4 21,451  
 (D.C. United wins series 2 games to 1)

### WESTERN CONFERENCE FINALS

Dallas Burn vs. Los Angeles Galaxy  
 Sept. 31 Dallas at Los Angeles 1-2 17,372  
 Nov. 7 Los Angeles at Dallas 2-2 (3-4 SO) 13,816  
 Nov. 11 Dallas at Los Angeles 1-3 25,703  
 (Los Angeles win series 2 games to 1)

### MLS CUP 1999

Foxboro Stadium – Foxborough, Mass.  
 Nov. 21 D.C. United vs. Los Angeles 2-0 44,910





**1998 MAJOR LEAGUE SOCCER PLAYOFF RESULTS**

**EASTERN CONFERENCE SEMIFINALS**

Columbus Crew vs. MetroStars  
 Sept. 30 MetroStars at Columbus 3-5 10,996  
 Oct. 3 Columbus at MetroStars 1-1 (3-2 SO) 11,686  
 (Columbus win series 2 games to 0)

D.C. United vs. Miami Fusion  
 Sept. 30 Miami at D.C. United 1-2 15,187  
 Oct. 4 D.C. United at Miami 0-0 (3-2 SO) 13,128  
 (D.C. United win series 2 games to 0)

**WESTERN CONFERENCE SEMIFINALS**

Colorado Rapids vs. Chicago Fire  
 Oct. 1 Colorado at Chicago 1-1 (2-3 SO) 12,610  
 Oct. 4 Chicago at Colorado 1-0 6,582  
 (Chicago win series 2 games to 0)

Los Angeles Galaxy vs. Dallas Burn  
 Oct. 1 Dallas at Los Angeles 1-6 10,047  
 Oct. 4 Los Angeles at Dallas 3-2 8,130  
 (Los Angeles win series 2 games to 0)

**EASTERN CONFERENCE FINALS**

D.C. United vs. Columbus Crew  
 Oct. 11 Columbus at D.C. United 0-2 17,755  
 Oct. 18 D.C. United at Columbus 2-4 13,193  
 Oct. 21 Columbus at D.C. United 0-3 21,453  
 (D.C. United win series 2 games to 1)

**WESTERN CONFERENCE FINALS**

Chicago Fire vs. Los Angeles Galaxy  
 Oct. 10 Chicago at Los Angeles 1-0 25,107  
 Oct. 16 Los Angeles at Chicago 1-1 (SO 1-2) 32,744  
 (Chicago win series 2 games to 0)

**MLS CUP 1998**

Rose Bowl – Pasadena, Calif.  
 Oct. 25 Chicago vs. D.C. United 2-0 51,530

**1997 MAJOR LEAGUE SOCCER PLAYOFF RESULTS**

**EASTERN CONFERENCE SEMIFINALS**

Columbus Crew vs. Tampa Bay Mutiny  
 Oct. 5 Columbus at Tampa Bay 2-1 8,272  
 Oct. 8 Tampa Bay at Columbus 2-0 13,102  
 (Columbus wins series 2 games to 0)

New England Revolution vs. D.C. United  
 Oct. 5 New England at D.C. United 1-4 12,540  
 Oct. 8 D.C. United at New England 1-1 (4-3 SO) 16,233  
 (D.C. United win series 2 games to 0)

**WESTERN CONFERENCE SEMIFINALS**

Colorado Rapids vs. Kansas City Wizards  
 Oct. 4 Colorado at Kansas City 3-0 10,174  
 Oct. 8 Kansas City at Colorado 2-3 13,117  
 (Colorado wins series 2 games to 0)

Los Angeles Galaxy vs. Dallas Burn  
 Oct. 5 Dallas at Los Angeles 0-0 (2-0 SO) 18,921  
 Oct. 8 Los Angeles at Dallas 0-3 11,248  
 (Dallas wins series 2 games to 0)

**EASTERN CONFERENCE FINALS**

D.C. United vs. Columbus Crew  
 Oct. 12 Columbus at D.C. United 2-3 11,820  
 Oct. 15 D.C. United at Columbus 1-0 9,506  
 (D.C. United wins series 2 games to 0)

**WESTERN CONFERENCE FINALS**

Colorado Rapids vs. Dallas Burn  
 Oct. 12 Colorado at Dallas 1-0 7,376  
 Oct. 15 Dallas at Colorado 1-2 18,452  
 (Colorado wins series 2 games to 0)

**MLS CUP 1997**

RFK Stadium – Washington, D.C.  
 Oct. 26 D.C. United vs. Colorado 2-1 57,431



## 1996 MAJOR LEAGUE SOCCER PLAYOFF RESULTS

### EASTERN CONFERENCE SEMIFINALS

D.C. United vs. MetroStars

Sept. 24 D.C. United at MetroStars 2-2 (6-5 SO) 14,416

Sept. 27 MetroStars at D.C. United 0-1 21,442

Oct. 2 MetroStars at D.C. United 1-2 20,423

(D.C. United win series 2 games to 1)

Tampa Bay Mutiny vs. Columbus Crew

Sept. 25 Tampa Bay at Columbus 2-0 20,807

Sept. 28 Columbus at Tampa Bay 2-1 13,009

Oct. 2 Columbus at Tampa Bay 1-4 6,871

(Tampa Bay wins series 2 games to 1)

### WESTERN CONFERENCE SEMIFINALS

Dallas Burn vs. Kansas City Wiz

Sept. 26 Dallas at Kansas City 2-3 4,466

Sept. 29 Kansas City at Dallas 1-2 10,125

Oct. 2 Kansas City at Dallas 2-2 (3-2 SO) 9,802

(Kansas City wins series 2 games to 1)

Los Angeles Galaxy vs. San Jose Clash

Sept. 26 Los Angeles at San Jose 0-1 17,209

Sept. 29 San Jose at Los Angeles 0-2 27,833

Oct. 2 San Jose at Los Angeles 0-2 30,231

(Los Angeles wins series 2 games to 1)

### EASTERN CONFERENCE FINALS

Tampa Bay Mutiny vs. D.C. United

Oct. 10 Tampa Bay at D.C. United 1-4 23,566

Oct. 12 D.C. United at Tampa Bay 2-1 9,339

(D.C. United wins series 2 games to 0)

### WESTERN CONFERENCE FINALS

Kansas City Wiz vs. Los Angeles Galaxy

Oct. 10 Kansas City at Los Angeles 1-2 25,212

Oct. 13 Los Angeles at Kansas City 1-1 (3-1 SO) 11,041

(Los Angeles wins series 2 games to 0)

### MLS CUP 1996

Foxboro Stadium – Foxborough, Mass.

Oct. 20 D.C. United vs. Los Angeles 3-2 (OT) 34,643

## MLS CUP HISTORY

Year		Result	MVP / Attendance
2008		Columbus 3, New York 1	<b>MVP:</b> Guillermo Barros Schelotto <b>Attendance:</b> 27,000
2007		Houston 2, New England 1	<b>MVP:</b> Dwayne De Rosario <b>Attendance:</b> 39,859
2006		Houston 1, New England 1 (OT, Houston 4-3 pen)	<b>MVP:</b> Brian Ching <b>Attendance:</b> 22,427
2005		Los Angeles 1, New England 0 (OT)	<b>MVP:</b> Guillermo Ramirez <b>Attendance:</b> 21,193
2004		D.C. United 3, Kansas City 2	<b>MVP:</b> Alecko Eskandarian <b>Attendance:</b> 25,797
2003		San Jose 4, Chicago 2	<b>MVP:</b> Landon Donovan <b>Attendance:</b> 27,000
2002		Los Angeles 1, New England 0 (OT)	<b>MVP:</b> Carlos Ruiz <b>Attendance:</b> 61,316
2001		San Jose 2, Los Angeles 1 (OT)	<b>MVP:</b> Dwayne De Rosario <b>Attendance:</b> 21,626
2000		Kansas City 1, Chicago 0	<b>MVP:</b> Tony Meola <b>Attendance:</b> 39,159
1999		D.C. United 2, Los Angeles 0	<b>MVP:</b> Ben Olsen <b>Attendance:</b> 44,910
1998		Chicago 2, D.C. United 0	<b>MVP:</b> Peter Nowak <b>Attendance:</b> 51,350
1997		D.C. United 2, Colorado 1	<b>MVP:</b> Jaime Moreno <b>Attendance:</b> 57,431
1996		D.C. United 3, Los Angeles 2 (OT)	<b>MVP:</b> Marco Etcheverry <b>Attendance:</b> 34,643

# ***RULES OF COMPETITION***

## **Conference Semifinals Series**

In the first round (referred to herein as Conference Semifinals Series), the top two teams in each conference qualify and are seeded 1 & 2 in their respective four-team playoff conference brackets. The four MLS teams with the next most points, regardless of conference, receive “wildcard” berths:

- The four wildcard teams will be seeded according to conference first.
- If more than four teams qualify from one conference, the team(s) finishing lower than fourth in its conference will shift over to the other conference bracket.
- A team switching conference brackets will be seeded below all other teams in its new conference playoff bracket.
- All four Conference Semifinals Series will be decided by a home-and-home, aggregate goal format (all goals scored are counted equally; there is no away goals preference).
- The higher seed in the Conference Semifinals Series will host the second game of the home-and-home series.
- If the score is tied at the end of regulation (90 minutes) of the first game of the Conference Semifinals Series, the game shall end in a tie with no overtime period being played.
- Should there be a split in the results of the two matches at the end of regulation of the second game of the Conference Semifinals Series (i.e., each team records one win and one loss apiece), the team that has the higher goal differential over the course of the two games shall advance to the Conference Championship (second round).
- Should there be a split in the results of the two games of the Conference Semifinals Series (i.e., each team records one win and one loss apiece, or there are two draws) and an equal number of aggregate goals is scored by each team at the end of regulation of the second game of the Conference Semifinals Series, a 30-minute extra time period (consisting of two 15-minute halves) shall be played in its entirety.
- If the score remains tied at the conclusion of the 30-minute extra time period, the game and Conference Semifinal Series winner shall be decided by a traditional kicks from the penalty mark tiebreaker. For additional information, please reference the documents set forth below “Kicks From The Penalty Mark” by Alfred Kleinaitis that outlines the format by which such kicks shall be taken and 2008/2009 FIFA Laws of The Game (see page 52):

<http://www.fifa.com/mm/document/affederation/federation/81/42/36/lawsofthegameen.pdf>

## **Eastern and Western Conference Championships**

In the second round of 2009 MLS Cup Playoffs (referred to herein as Conference Championships), the four teams advancing from the first round shall be matched up within their conference brackets and play a one-game playoff for their respective Conference Championship. Each Conference Championship shall be hosted by the higher-seeded team in the relevant conference bracket. The winner of each Conference Championship game shall advance to MLS Cup 2009.

Should either of the two Conference Championship games be tied at the end of regulation (90 minutes), a 30-minute, extra time period (consisting of two 15-minute halves) shall be played in its entirety. If the score is still tied at the end of the 30-minute extra time period, the game shall be decided by the traditional kicks from the penalty mark tiebreaker.

## **MLS Cup 2009**

Should MLS Cup 2009 be tied at the end of regulation (90 minutes), a 30-minute extra time period (consisting of two 15-minute halves), shall be played in its entirety. If the score is still tied at the end of the 30-minute extra time period, the game shall be decided by the traditional kicks from the penalty mark tiebreaker procedure.

**NOTE:** Throughout the Playoffs, all extra time periods shall be played in TWO (2) equal halves with a change of ends at intermission. Golden and Silver Goals are no longer used worldwide to decide the outcome of a game. Extra time shall begin approximately THREE (3) minutes after regulation. Teams will have approximately one minute to switch ends at intermission. A toss of the coin will occur at the end of regulation and the team that wins the toss decides which goal it will attack in the first 15-minute extra time period. The other team takes the kick-off to start the extra time period.

## **Substitutions**

Substitutions shall be conducted in the same fashion as in the Regular Season. No additional substitutions over and above the regular THREE (3) substitutes per game shall be permitted in **ANY** 30-minute series tiebreaker or kicks from the penalty mark tiebreaker unless in the case of a goalkeeper injury during the kicks from the penalty mark tiebreaker as outlined on page 52 of FIFA's Laws of the Game:

*“A goalkeeper who is injured while kicks are being taken from the penalty mark and is unable to continue as goalkeeper may be replaced by a named substitute provided his team has not used the maximum number of substitutes permitted under the competition rules. With the exception of the foregoing case, only players who are on the field of play at the end of the match, which includes extra time where appropriate, are eligible to take kicks from the penalty mark.”*

Furthermore, once a player leaves the field as a substitute, he shall not be permitted to re-enter as a substitute throughout the duration of the game (including any applicable 30-minute series tiebreaker or kicks from the penalty mark tiebreaker).

## **Yellow / Red Cards**

A complete grid outlining the possible scenarios of the accumulation of yellow and red cards and the disciplinary action attributable to the awarding of those cards is set forth at the end of this document.

## **Suspension Carry-Overs**

Any suspensions for yellow cards earned in a Player's last Regular Season game shall not carry over into the Playoffs or into the next League season. However, the applicable fine will be collected in the current season. Players who receive a red card (either a straight red or the result of a second yellow card in the same game) in their last game of the season (Regular Season, Playoff or Cup) shall serve the one-game suspension during their next game (whether it is during the Playoffs, Championship Game, or the next League Regular Season game). All red card suspensions will, if necessary, follow a Player to a new team for the next League season.

### Playoffs Suspensions for Red Card

Any player(s) sent-off during regulation time shall not be permitted to appear in the subsequent 30-minute series tiebreaker (if applicable) or kicks from the penalty mark (if applicable), and, per standard red card suspensions, shall be required to miss his next game (2009 Playoff Game, MLS Cup 2009, or the first game of the 2010 Regular Season) in its entirety and shall be fined \$250.

### Suspensions for Caution Accumulation

All players will start the Playoffs with a personal total of zero cautions. A player who accumulates TWO cautions in TWO (2) consecutive Playoff games will be suspended one game if the next game for which he is eligible to appear thereafter is the Conference Championship (e.g., one caution in Conference Semifinal Series Game #1 and one caution in Conference Semifinal Series Game #2), and he shall be fined \$250.

However, a player who accumulates TWO cautions in TWO (2) consecutive Playoff games in which he appears shall not be suspended if the next game for which he is eligible to appear thereafter is MLS Cup (e.g., one caution in Conference Semifinal Series Game #2 and one caution in the Conference Championship), and he shall be fined \$500.

A player who accumulates THREE (3) cautions in playoff games in which he appears (including MLS Cup 2009), shall also be fined \$250.

Any suspension for caution accumulation received in a player's last Playoff game will not carry over into the next League Regular Season.

### Double Jeopardy

Over the course of the Playoffs, if a player receives two yellow cards in the same game, which will result in his being shown a red card, he shall be suspended for one game and fined \$250. Neither the first nor the second yellow card issued to him in the same match shall be charged to his personal caution total.

Should a player be awarded yellow cards in Games #1 and #2 of the Conference Semifinals, which suspends him from the Conference Final AND is later sent off for receiving a STRAIGHT RED CARD in Game #2 of the Conference Semifinals, the caution attributed to his first yellow card shall be added to his personal caution total and that player shall be suspended for his next TWO (2) games (including MLS Cup). However, a player who receives a yellow card in MLS Cup, whereby that yellow card brings the player's personal playoff total to TWO (2) cautions in TWO (2) consecutive playoff games AND is later sent off from MLS Cup for receiving a red card (either second yellow card or straight red), shall be suspended from his first game of the next regular season.

The League Office will distribute yellow and red card summaries throughout the playoffs, as well as distributing warning and fine notices. However, MLS Teams should not rely on these summaries, which are distributed as a courtesy, and are ultimately responsible for tracking the yellow card accumulation of their players and advising them accordingly. All fines for yellow or red cards will be collected in the current calendar year.



--- 2009 MLS Cup Playoffs Disciplinary Scenarios ---

<b>Game #1 Conference Semifinal</b>	<b>Game #2 Conference Semifinal</b>	<b>Game #3 Conference Final</b>	<b>Game #4 MLS Cup</b>
plays in Game #1 and receives no cards	plays in Game #2 and receives no cards	plays in Conference Final and receives no cards	plays in MLS Cup and receives no cards
plays in Game #1 and receives no cards	plays in Game #2 and receives no cards	plays in Conference Final and receives no cards	yellow card
plays in Game #1 and receives no cards	plays in Game #2 and receives no cards	plays in Conference Final and receives no cards	<b>straight red card = suspension: 1st game of 2010 + \$250</b>
plays in Game #1 and receives no cards	plays in Game #2 and receives no cards	plays in Conference Final and receives no cards	<b>2 yellow cards (red card) = suspension: 1st game of 2010 + \$250</b>
plays in Game #1 and receives no cards	plays in Game #2 and receives no cards	plays in Conference Final and receives no cards	<b>yellow + straight red card = suspension: 1st game of 2010 + \$250</b>
plays in Game #1 and receives no cards	plays in Game #2 and receives no cards	yellow card	plays in MLS Cup and receives no cards
plays in Game #1 and receives no cards	plays in Game #2 and receives no cards	yellow card	<b>yellow = \$250 (2 cautions in 2 consecutive games)</b>
plays in Game #1 and receives no cards	plays in Game #2 and receives no cards	yellow card	<b>2 yellow cards (red card) = suspension: 1st game of 2010 + \$250 (\$250 for the red card, no fine for two cautions in two consecutive games (double jeopardy))</b>
plays in Game #1 and receives no cards	plays in Game #2 and receives no cards	yellow card	<b>straight red card = suspension: 1st game of 2010 + \$250</b>
plays in Game #1 and receives no cards	plays in Game #2 and receives no cards	yellow card	<b>yellow + straight red card = suspension: 1st game of 2010 + \$500 (\$250 for the red card, \$250 for two cautions in two consecutive games)</b>
plays in Game #1 and receives no cards	plays in Game #2 and receives no cards	<b>straight red card = suspension: MLS Cup + \$250</b>	<b>suspended from MLS Cup***</b>
plays in Game #1 and receives no cards	plays in Game #2 and receives no cards	<b>2 yellow cards (red card) = suspension: MLS Cup + \$250</b>	<b>suspended from MLS Cup***</b>
plays in Game #1 and receives no cards	plays in Game #2 and receives no cards	<b>yellow + straight red card = suspension: MLS Cup + \$250</b>	<b>suspended from MLS Cup***</b>
plays in Game #1 and receives no cards	yellow card	plays in Conference Final and receives no cards	plays in MLS Cup and receives no cards
plays in Game #1 and receives no cards	yellow card	plays in Conference Final and receives no cards	yellow card
plays in Game #1 and receives no cards	yellow card	plays in Conference Final and receives no cards	<b>straight red card = suspension: 1st game of 2010 + \$250</b>
plays in Game #1 and receives no cards	yellow card	plays in Conference Final and receives no cards	<b>2 yellow cards (red card) = suspension: 1st game of 2010 + \$250</b>
plays in Game #1 and receives no cards	yellow card	plays in Conference Final and receives no cards	<b>yellow + straight red card = suspension: 1st game of 2010 + \$250</b>
plays in Game #1 and receives no cards	yellow card	<b>yellow = \$500</b>	plays in MLS Cup and receives no cards
plays in Game #1 and receives no cards	yellow card	<b>yellow = \$500</b>	<b>yellow = \$250 (3 yellow cards in the playoffs)</b>
plays in Game #1 and receives no cards	yellow card	<b>yellow = \$500</b>	<b>2 yellow cards (red card) = suspension: 1st game of 2010 + \$250 (\$250 for the red card, no fine for 3 yellow cards in the playoffs (double jeopardy))</b>
plays in Game #1 and receives no cards	yellow card	<b>yellow = \$500</b>	<b>straight red card = suspension: 1st game of 2010 + \$250</b>

<b>Game #1 Conference Semifinal</b>	<b>Game #2 Conference Semifinal</b>	<b>Game #3 Conference Final</b>	<b>Game #4 MLS Cup</b>
plays in Game #1 and receives no cards	yellow card	<b>yellow = \$500</b>	<b>yellow + straight red card = suspension: 1st game of 2010 + \$500</b> (\$250 for 3 cards in the playoffs, \$250 for the red card)
plays in Game #1 and receives no cards	yellow card	<b>straight red card = suspension: MLS Cup + \$250</b>	<b>suspended from MLS Cup***</b>
plays in Game #1 and receives no cards	yellow card	<b>2 yellow cards (red card) = suspension: MLS Cup + \$250</b> (1-game + \$250 for the red card, no fine for two cautions in two consecutive games (double jeopardy))	<b>suspended from MLS Cup***</b>
plays in Game #1 and receives no cards	yellow card	<b>yellow + straight red card = suspension: MLS Cup + \$500</b> (1-game + \$250 for the red card, \$250 fine for two cautions in two consecutive games)	<b>suspended from MLS Cup***</b>
plays in Game #1 and receives no cards	yellow card	eligible, but does not appear in Conference Final (e.g. injured, unused substitute)	plays in MLS Cup and receives no cards
plays in Game #1 and receives no cards	yellow card	eligible, but does not appear in Conference Final (e.g. injured, unused substitute)	<b>yellow = \$250</b> (\$250 for two cautions in two consecutive games)
plays in Game #1 and receives no cards	yellow card	eligible, but does not appear in Conference Final (e.g. injured, unused substitute)	<b>straight red card = suspension: 1st game of 2010 + \$250</b>
plays in Game #1 and receives no cards	yellow card	eligible, but does not appear in Conference Final (e.g. injured, unused substitute)	<b>2 yellow cards (red card) = suspension: 1st game of 2010 + \$250</b> (\$250 for the red card, no fine for two cautions in two consecutive games (double jeopardy))
plays in Game #1 and receives no cards	yellow card	eligible, but does not appear in Conference Final (e.g. injured, unused substitute)	<b>yellow + straight red card = suspension: 1st game of 2010 + \$500</b> (\$250 for two cautions in two consecutive games, \$250 for the red card)
plays in Game #1 and receives no cards	<b>straight red card = suspension: Game #3 + \$250</b>	<b>suspended***</b>	plays in MLS Cup and receives no cards
plays in Game #1 and receives no cards	<b>straight red card = suspension: Game #3 + \$250</b>	<b>suspended***</b>	yellow card
plays in Game #1 and receives no cards	<b>straight red card = suspension: Game #3 + \$250</b>	<b>suspended***</b>	<b>straight red card = suspension: 1st game of 2010 + \$500</b> (\$500 fine for second red card in the playoffs)
plays in Game #1 and receives no cards	<b>straight red card = suspension: Game #3 + \$250</b>	<b>suspended***</b>	<b>2 yellow cards (red card) = suspension: 1st game of 2010 + \$500</b> (\$500 fine for second red card in the playoffs)
plays in Game #1 and receives no cards	<b>straight red card = suspension: Game #3 + \$250</b>	<b>suspended***</b>	<b>yellow + straight red card = suspension: 1st game of 2010 + \$500</b> (\$500 fine for second red card in the playoffs, no fine for two cautions in two consecutive games (double jeopardy))
plays in Game #1 and receives no cards	<b>2 yellow cards (red card) = suspension: Game #3 + \$250</b>	<b>suspended***</b>	plays in MLS Cup and receives no cards
plays in Game #1 and receives no cards	<b>2 yellow cards (red card) = suspension: Game #3 + \$250</b>	<b>suspended***</b>	yellow (no fine for two cautions in two consecutive games (double jeopardy))
plays in Game #1 and receives no cards	<b>2 yellow cards (red card) = suspension: Game #3 + \$250</b>	<b>suspended***</b>	<b>straight red card = suspension: 1st game of 2010 + \$500</b> (\$500 fine for second red card in the playoffs)

<b>Game #1 Conference Semifinal</b>	<b>Game #2 Conference Semifinal</b>	<b>Game #3 Conference Final</b>	<b>Game #4 MLS Cup</b>
plays in Game #1 and receives no cards	<b>2 yellow cards (red card) = suspension: Game #3 + \$250</b>	<b>suspended***</b>	<b>2 yellow cards (red card) = suspension: 1st game of 2010 + \$500</b> ( <i>\$500 fine for second red card in the playoffs, no fine for two cautions in two consecutive games (double jeopardy)</i> )
plays in Game #1 and receives no cards	<b>2 yellow cards (red card) = suspension: Game #3 + \$250</b>	<b>suspended***</b>	<b>yellow + straight red card = suspension: 1st game of 2009 + \$500</b> ( <i>\$500 fine for second red card in the playoffs, no fine for two cautions in two consecutive games (double jeopardy)</i> )
plays in Game #1 and receives no cards	<b>yellow + straight red card = suspension: Game #3 + \$250</b>	<b>suspended***</b>	plays in MLS Cup and receives no cards
plays in Game #1 and receives no cards	<b>yellow + straight red card = suspension: Game #3 + \$250</b>	<b>suspended***</b>	<b>yellow = \$250</b> ( <i>\$250 for two cautions in two consecutive games</i> )
plays in Game #1 and receives no cards	<b>yellow + straight red card = suspension: Game #3 + \$250</b>	<b>suspended***</b>	<b>straight red card = suspension: 1st game of 2010 + \$500</b> ( <i>\$500 fine for second red card in the playoffs</i> )
plays in Game #1 and receives no cards	<b>yellow + straight red card = suspension: Game #3 + \$250</b>	<b>suspended***</b>	<b>2 yellow cards (red card) = suspension: 1st game of 2010 + \$500</b> ( <i>\$500 fine for second red card in the playoffs, no fine for two cautions in two consecutive games (double jeopardy)</i> )
plays in Game #1 and receives no cards	<b>yellow + straight red card = suspension: Game #3 + \$250</b>	<b>suspended***</b>	<b>yellow + straight red card = suspension: 1st game of 2010 + \$750</b> ( <i>\$500 fine for second red card in the playoffs, \$250 for two cautions in two consecutive games</i> )
plays in Game #1 and receives no cards	eligible, but does not appear in Game #2 (e.g. injured, unused substitute)	yellow card	<b>yellow = \$250</b> ( <i>2 cautions in 2 consecutive games</i> )
plays in Game #1 and receives no cards	eligible, but does not appear in Game #2 (e.g. injured, unused substitute)	yellow card	<b>straight red card = suspension: 1st game of 2010 + \$250</b>
plays in Game #1 and receives no cards	eligible, but does not appear in Game #2 (e.g. injured, unused substitute)	yellow card	<b>2 yellow cards (red card) = suspension: 1st game of 2010 + \$250</b> ( <i>\$250 for the red card, no fine for two cautions in two consecutive games (double jeopardy)</i> )
plays in Game #1 and receives no cards	eligible, but does not appear in Game #2 (e.g. injured, unused substitute)	yellow card	<b>yellow + straight red card = suspension: 1st game of 2010 + \$500</b> ( <i>\$250 for the red card, \$250 for two cautions in two consecutive games</i> )
yellow card	plays in Game #2 and receives no cards	plays in Conference Final and receives no cards	plays in MLS Cup and receives no cards
yellow card	plays in Game #2 and receives no cards	plays in Conference Final and receives no cards	yellow card
yellow card	plays in Game #2 and receives no cards	plays in Conference Final and receives no cards	<b>straight red card = suspension: 1st game of 2010 + \$250</b>
yellow card	plays in Game #2 and receives no cards	plays in Conference Final and receives no cards	<b>2 yellow cards (red card) = suspension: 1st game of 2010 + \$250</b>
yellow card	plays in Game #2 and receives no cards	plays in Conference Final and receives no cards	<b>yellow + straight red card = suspension: 1st game of 2010 + \$250</b>
yellow card	plays in Game #2 and receives no cards	yellow card	plays in MLS Cup and receives no cards
yellow card	plays in Game #2 and receives no cards	yellow card	<b>yellow = \$250</b> ( <i>3 yellow cards in the playoffs</i> )

<b>Game #1 Conference Semifinal</b>	<b>Game #2 Conference Semifinal</b>	<b>Game #3 Conference Final</b>	<b>Game #4 MLS Cup</b>
yellow card	plays in Game #2 and receives no cards	yellow card	<b>straight red card = suspension: 1st game of 2010 + \$250</b>
yellow card	plays in Game #2 and receives no cards	yellow card	<b>2 yellow cards (red card) = suspension: 1st game of 2010 + \$250 (\$250 for the red card, no fine for 3 yellow cards in the playoffs (double jeopardy))</b>
yellow card	plays in Game #2 and receives no cards	yellow card	<b>yellow + straight red card = suspension: 1st game of 2010 + \$500 (\$250 for the red card, \$250 fine for 3 yellow cards in the playoffs)</b>
yellow card	plays in Game #2 and receives no cards	<b>straight red card = suspension: MLS Cup + \$250</b>	<b>suspended from MLS Cup***</b>
yellow card	plays in Game #2 and receives no cards	<b>2 yellow cards (red card) = suspension: MLS Cup + \$250</b>	<b>suspended from MLS Cup***</b>
yellow card	plays in Game #2 and receives no cards	<b>yellow + straight red card = suspension: MLS Cup + \$250</b>	<b>suspended from MLS Cup***</b>
yellow card	<b>yellow = suspension: Game #3 + \$250</b>	suspended~~~	plays in MLS Cup and receives no cards
yellow card	<b>yellow = suspension: Game #3 + \$250</b>	suspended~~~	<b>yellow = \$250 (3 yellow cards in the playoffs)</b>
yellow card	<b>yellow = suspension: Game #3 + \$250</b>	suspended~~~	<b>straight red card = suspension: 1st game of 2010 + \$250</b>
yellow card	<b>yellow = suspension: Game #3 + \$250</b>	suspended~~~	<b>2 yellow cards (red card) = suspension: 1st game of 2010 + \$250 (\$250 for the red card, no fine for 3 yellow cards in the playoffs (double jeopardy))</b>
yellow card	<b>yellow = suspension: Game #3 + \$250</b>	suspended~~~	<b>yellow + straight red card = suspension: 1st game of 2010 + \$500 (\$250 for the red card, \$250 fine for 3 yellow cards in the playoffs)</b>
yellow card	<b>straight red card = suspension: Game #3 + \$250</b>	suspended***	plays in MLS Cup and receives no cards
yellow card	<b>straight red card = suspension: Game #3 + \$250</b>	suspended***	yellow card
yellow card	<b>straight red card = suspension: Game #3 + \$250</b>	suspended***	<b>straight red card = suspension: 1st game of 2010 + \$500 (\$500 fine for second red card in the playoffs)</b>
yellow card	<b>straight red card = suspension: Game #3 + \$250</b>	suspended***	<b>2 yellow cards (red card) = suspension: 1st game of 2010 + \$500 (\$500 fine for second red card in the playoffs)</b>
yellow card	<b>straight red card = suspension: Game #3+ \$250</b>	suspended***	<b>yellow + straight red card = suspension: 1st game of 2010 + \$500 (\$500 fine for second red card in the playoffs)</b>
yellow card	<b>2 yellow cards (red card) = suspension: Game #3 + \$250</b>	suspended***	plays in MLS Cup and receives no cards
yellow card	<b>2 yellow cards (red card) = suspension: Game #3 + \$250</b>	suspended***	yellow card
yellow card	<b>2 yellow cards (red card) = suspension: Game #3 + \$250</b>	suspended***	<b>straight red card = suspension: 1st game of 2010 + \$500 (\$500 fine for second red card in the playoffs)</b>
yellow card	<b>2 yellow cards (red card) = suspension: Game #3 + \$250</b>	suspended***	<b>yellow + straight red card = suspension: 1st game of 2010 + \$500 (\$500 fine for second red card in the playoffs, no fine for two cautions in two consecutive games (double jeopardy))</b>

<b>Game #1 Conference Semifinal</b>	<b>Game #2 Conference Semifinal</b>	<b>Game #3 Conference Final</b>	<b>Game #4 MLS Cup</b>
yellow card	<b>yellow + straight red card = 2-game suspension: Game #3 and MLS Cup + \$500</b> (\$250 for the red card, \$250 for two cautions in two consecutive games)	<b>suspended*** ~~~</b> (if the player serves the first game of the two-game suspension in Game #3 AND his team does not advance to MLS Cup, the remaining one-game suspension will not carry-over to the 1st game of 2009)	<b>suspended from MLS Cup*** ~~~</b>
yellow card	plays in Game #2 and receives no cards	eligible, but does not appear in Game #2 (e.g. injured, unused substitute)	yellow card
yellow card	eligible, but does not appear in Game #2 (e.g. injured, unused substitute)	<b>yellow = \$500</b>	plays in MLS Cup and receives no cards
yellow card	eligible, but does not appear in Game #2 (e.g. injured, unused substitute)	<b>yellow = \$500</b>	<b>yellow = \$250</b> (3 yellow cards in the playoffs)
yellow card	eligible, but does not appear in Game #2 (e.g. injured, unused substitute)	<b>yellow = \$500</b>	<b>straight red card = suspension: 1st game of 2010 + \$250</b>
yellow card	eligible, but does not appear in Game #2 (e.g. injured, unused substitute)	<b>yellow = \$500</b>	<b>2 yellow cards (red card) = suspension: 1st game of 2010 + \$250</b> (\$250 for the red card, no fine for 3 yellow cards in the playoffs (double jeopardy))
yellow card	eligible, but does not appear in Game #2 (e.g. injured, unused substitute)	<b>yellow = \$500</b>	<b>yellow + straight red card = suspension: 1st game of 2010 + \$500</b> (\$250 for 3 yellow cards in the playoffs, \$250 for the red card)
yellow card	eligible, but does not appear in Game #2 (e.g. injured, unused substitute)	<b>straight red card = suspension: 1st game of 2009 + \$250</b>	<b>suspended from MLS Cup***</b>
yellow card	eligible, but does not appear in Game #2 (e.g. injured, unused substitute)	<b>2 yellow cards (red card) = suspension: 1st game of 2009 + \$250</b> (\$250 for the red card, no fine for two cautions in two consecutive games (double jeopardy))	<b>suspended from MLS Cup***</b>
yellow card	eligible, but does not appear in Game #2 (e.g. injured, unused substitute)	<b>yellow + straight red card = suspension: 1st game of 2009 + \$500</b> (\$250 for two cautions in two consecutive games, \$250 for the red card)	<b>suspended from MLS Cup*** ~~~</b>
yellow card	eligible, but does not appear in Game #2 (e.g. injured, unused substitute)	eligible, but does not appear in Game #2 (e.g. injured, unused substitute)	<b>yellow = \$250</b> (2 cautions in 2 consecutive games)
yellow card	eligible, but does not appear in Game #2 (e.g. injured, unused substitute)	eligible, but does not appear in Game #2 (e.g. injured, unused substitute)	<b>straight red card = suspension: 1st game of 2010 + \$250</b>
yellow card	eligible, but does not appear in Game #2 (e.g. injured, unused substitute)	eligible, but does not appear in Game #2 (e.g. injured, unused substitute)	<b>2 yellow cards (red card) = suspension: 1st game of 2010 + \$250</b> (\$250 for the red card, no fine for 3 yellow cards in the playoffs (double jeopardy))
yellow card	eligible, but does not appear in Game #2 (e.g. injured, unused substitute)	eligible, but does not appear in Game #2 (e.g. injured, unused substitute)	<b>yellow + straight red card = suspension: 1st game of 2010 + \$500</b> (\$250 for 3 cards in the playoffs, \$250 for the red card)
<b>straight red card = suspension: Game #2 + \$250</b>	<b>suspended***</b>	plays in Conference Final and receives no cards	plays in MLS Cup and receives no cards

Game #1 Conference Semifinal	Game #2 Conference Semifinal	Game #3 Conference Final	Game #4 MLS Cup
straight red card = suspension: Game #2 + \$250	suspended***	plays in Conference Final and receives no cards	yellow card
straight red card = suspension: Game #2 + \$250	suspended***	plays in Conference Final and receives no cards	straight red card = 1st game of 2010 + \$500 (\$500 fine for second red card in the playoffs)
straight red card = suspension: Game #2 + \$250	suspended***	plays in Conference Final and receives no cards	2 yellow cards (red card) = 1st game of 2010 + \$500 (\$500 fine for second red card in the playoffs)
straight red card = suspension: Game #2 + \$250	suspended***	plays in Conference Final and receives no cards	yellow + straight red card = 1st game of 2010 + \$500 (\$500 fine for second red card in the playoffs)
straight red card = suspension: Game #2 + \$250	suspended***	yellow card	plays in MLS Cup and receives no cards
straight red card = suspension: Game #2 + \$250	suspended***	yellow card	yellow = \$250 (\$250 for two cautions in two consecutive games)
straight red card = suspension: Game #2 + \$250	suspended***	yellow card	straight red card = 1st game of 2009 + \$500 (\$500 fine for second red card in the playoffs)
straight red card = suspension: Game #2 + \$250	suspended***	yellow card	2 yellow cards (red card) = 1st game of 2010 + \$500 (\$500 fine for second red card in the playoffs, no fine for two cautions in two consecutive games (double jeopardy))
straight red card = suspension: Game #2 + \$250	suspended***	yellow card	yellow + straight red card = 1st game of 2010 + \$750 (\$500 fine for second red card in the playoffs, \$250 for two cautions in two consecutive games)
straight red card = 1 game + \$250	suspended***	straight red card = 1 game + \$500 (\$500 fine for second red card in the playoffs)	suspended from MLS Cup***
straight red card = suspension: Game #2 + \$250	suspended***	2 yellow cards (red card) = 1st game of 2009 + \$500 (\$500 fine for second red card in the playoffs)	suspended from MLS Cup***
straight red card = suspension: Game #2 + \$250	suspended***	yellow + straight red card = 1st game of 2009 + \$500 (\$500 fine for second red card in the playoffs)	suspended from MLS Cup***
straight red card = suspension: Game #2 + \$250	suspended***	eligible, but does not appear in Conference Final (e.g. injured, unused substitute)	plays in MLS Cup and receives no cards
straight red card = suspension: Game #2 + \$250	suspended***	eligible, but does not appear in Conference Final (e.g. injured, unused substitute)	yellow card
straight red card = suspension: Game #2 + \$250	suspended***	eligible, but does not appear in Conference Final (e.g. injured, unused substitute)	straight red card = 1st game of 2010 + \$500 (\$500 fine for second red card in the playoffs)
straight red card = suspension: Game #2 + \$250	suspended***	eligible, but does not appear in Conference Final (e.g. injured, unused substitute)	2 yellow cards (red card) = 1st game of 2010 + \$500 (\$500 fine for second red card in the playoffs)
straight red card = suspension: Game #2 + \$250	suspended***	eligible, but does not appear in Conference Final (e.g. injured, unused substitute)	yellow + straight red card = 1st game of 2010 + \$500 (\$500 fine for second red card in the playoffs)
2 yellow cards (red card) = suspension: Game #2 + \$250	suspended***	plays in Conference Final and receives no cards	plays in MLS Cup and receives no cards
2 yellow cards (red card) = suspension: Game #2 + \$250	suspended***	plays in Conference Final and receives no cards	yellow card
2 yellow cards (red card) = suspension: Game #2 + \$250	suspended***	plays in Conference Final and receives no cards	straight red card = suspension: 1st game of 2010 + \$500 (\$500 fine for second red card in the playoffs)



Game #1 Conference Semifinal	Game #2 Conference Semifinal	Game #3 Conference Final	Game #4 MLS Cup
2 yellow cards (red card) = suspension: Game #2 + \$250	suspended***	plays in Conference Final and receives no cards	2 yellow cards (red card) = suspension: 1st game of 2010 + \$500 (\$500 fine for second red card in the playoffs)
2 yellow cards (red card) = suspension: Game #2 + \$250	suspended***	plays in Conference Final and receives no cards	yellow + straight red card = suspension: 1st game of 2010 + \$500 (\$500 fine for second red card in the playoffs)
2 yellow cards (red card) = suspension: Game #2 + \$250	suspended***	yellow (no fine for two cautions in two consecutive games (double jeopardy))	plays in MLS Cup and receives no cards
2 yellow cards (red card) = suspension: Game #2 + \$250	suspended***	yellow (no fine for two cautions in two consecutive games (double jeopardy))	yellow = \$250 (\$250 for 3 cards in the playoffs)
2 yellow cards (red card) = suspension: Game #2 + \$250	suspended***	yellow (no fine for two cautions in two consecutive games (double jeopardy))	straight red card = suspension: 1st game of 2010 + \$500 (\$500 fine for second red card in the playoffs)
2 yellow cards (red card) = suspension: Game #2 + \$250	suspended***	yellow (no fine for two cautions in two consecutive games (double jeopardy))	2 yellow cards (red card) = suspension: 1st game of 2010 + \$500 (\$500 fine for second red card in the playoffs, no fine for two cautions in two consecutive games (double jeopardy))
2 yellow cards (red card) = suspension: Game #2 + \$250	suspended***	yellow (no fine for two cautions in two consecutive games (double jeopardy))	yellow + straight red card = suspension: 1st game of 2010 + \$750 (\$500 fine for second red card in the playoffs, \$250 for two cautions in two consecutive games)
2 yellow cards (red card) = suspension: Game #2 + \$250	suspended***	straight red card = suspension: MLS Cup + \$500 (\$500 fine for second red card in the playoffs)	suspended from MLS Cup***
2 yellow cards (red card) = suspension: Game #2 + \$250	suspended***	2 yellow cards (red card) = suspension: MLS Cup + \$500 (\$500 fine for second red card in the playoffs, no fine for two cautions in two consecutive games (double jeopardy))	suspended from MLS Cup***
2 yellow cards (red card) = suspension: Game #2 + \$250	suspended***	yellow + straight red card = suspension: MLS Cup + \$750 (\$500 fine for second red card in the playoffs, \$500 for two cautions in two consecutive games)	suspended from MLS Cup***
2 yellow cards (red card) = suspension: Game #2 + \$250	suspended***	eligible, but does not appear in Conference Final (e.g. injured, unused substitute)	plays in MLS Cup and receives no cards
2 yellow cards (red card) = suspension: Game #2 + \$250	suspended***	eligible, but does not appear in Conference Final (e.g. injured, unused substitute)	yellow (no fine for two cautions in two consecutive games (double jeopardy))
2 yellow cards (red card) = suspension: Game #2 + \$250	suspended***	eligible, but does not appear in Conference Final (e.g. injured, unused substitute)	straight red card = 1st game of 2010 + \$500 (\$500 fine for second red card in the playoffs)
2 yellow cards (red card) = suspension: Game #2 + \$250	suspended***	eligible, but does not appear in Conference Final (e.g. injured, unused substitute)	2 yellow cards (red card) = suspension: 1st game of 2010 + \$500 (\$500 fine for second red card in the playoffs, no fine for two cautions in two consecutive games (double jeopardy))

Game #1 Conference Semifinal	Game #2 Conference Semifinal	Game #3 Conference Final	Game #4 MLS Cup
2 yellow cards (red card) = suspension: Game #2 + \$250	suspended***	eligible, but does not appear in Conference Final (e.g. injured, unused substitute)	yellow + straight red card = 1st game of 2010 + \$500 (\$500 fine for second red card in the playoffs, no fine for two cautions in two consecutive games (double jeopardy))
yellow + straight red card = 1 suspension: Game #2 + \$250	suspended***	plays in Conference Final and receives no cards	plays in MLS Cup and receives no cards
yellow + straight red card = suspension: Game #2 + \$250	suspended***	plays in Conference Final and receives no cards	yellow
yellow + straight red card = suspension: Game #2 + \$250	suspended***	plays in Conference Final and receives no cards	straight red card = suspension: 1st game of 2010 + \$500 (\$500 fine for second red card in the playoffs)
yellow + straight red card = suspension: Game #2 + \$250	suspended***	plays in Conference Final and receives no cards	2 yellow cards (red card) = suspension: 1st game of 2010 + \$500 (\$500 fine for second red card in the playoffs)
yellow + straight red card = suspension: Game #2 + \$250	suspended***	plays in Conference Final and receives no cards	yellow + straight red card = suspension: 1st game of 2010 + \$500 (\$500 fine for second red card in the playoffs)
yellow + straight red card = suspension: Game #2 + \$250	suspended***	yellow = \$500	plays in MLS Cup and receives no cards
yellow + straight red card = suspension: Game #2 + \$250	suspended***	yellow = \$500	yellow = \$250 (\$250 for 3 cards in the playoffs)
yellow + straight red card = suspension: Game #2 + \$250	suspended***	yellow = \$500	straight red card = suspension: 1st game of 2010 + \$500 (\$500 fine for second red card in the playoffs)
yellow + straight red card = suspension: Game #2 + \$250	suspended***	yellow = \$500	2 yellow cards (red card) = suspension: 1st game of 2010 + \$500 (\$500 fine for second red card in the playoffs, no fine for two cautions in two consecutive games (double jeopardy))
yellow + straight red card = suspension: Game #2 + \$250	suspended***	yellow = \$500	yellow + straight red card = suspension: 1st game of 2010 + \$750
yellow + straight red card = suspension: Game #2 + \$250	suspended***	straight red card = 1 game + \$500 (\$500 fine for second red card in the playoffs)	suspended from MLS Cup***
yellow + straight red card = suspension: Game #2 + \$250	suspended***	2 yellow cards (red card) = 1st game of 2010 + \$500 (\$500 fine for second red card in the playoffs, no fine for two cautions in two consecutive games (double jeopardy))	suspended from MLS Cup***
yellow + straight red card = suspension: Game #2 + \$250	suspended***	yellow + straight red card = 1st game of 2010 + \$750 (\$500 fine for second red card in the playoffs, \$250 for two cautions in two consecutive games)	suspended from MLS Cup***
yellow + straight red card = suspension: Game #2 + \$250	suspended***	eligible, but does not appear in Conference Final (e.g. injured, unused substitute)	plays in MLS Cup and receives no cards
yellow + straight red card = suspension: Game #2 + \$250	suspended***	eligible, but does not appear in Conference Final (e.g. injured, unused substitute)	yellow = \$250 (\$250 for two cautions in two consecutive games)
yellow + straight red card = suspension: Game #2 + \$250	suspended***	eligible, but does not appear in Conference Final (e.g. injured, unused substitute)	straight red card = 1 game + \$500 (\$500 fine for second red card in the playoffs)

<b>Game #1 Conference Semifinal</b>	<b>Game #2 Conference Semifinal</b>	<b>Game #3 Conference Final</b>	<b>Game #4 MLS Cup</b>
<b>yellow + straight red card = suspension: Game #2 + \$250</b>	<b>suspended***</b>	eligible, but does not appear in Conference Final (e.g. injured, unused substitute)	<b>2 yellow cards (red card) = 1st game of 2010 + \$500</b> ( <i>\$500 fine for second red card in the playoffs, no fine for two cautions in two consecutive games (double jeopardy)</i> )
<b>yellow + straight red card = suspension: Game #2 + \$250</b>	<b>suspended***</b>	eligible, but does not appear in Conference Final (e.g. injured, unused substitute)	<b>yellow + straight red card = 1st game of 2010 + \$750</b> ( <i>\$500 fine for second red card in the playoffs, \$250 for two cautions in two consecutive games</i> )

**\*\*\* If the player's team is eliminated from the MLS Cup Playoffs, the suspension for the red card shall be served on the first game of the 2010 Regular Season.**

**~~~ If the player's team is eliminated from the MLS Cup Playoffs, the suspension for caution accumulation shall not be carried over to the 2010 Regular Season.**



## 2009 MAJOR LEAGUE SOCCER SEASON NOTES

### SUPPORTERS' SHIELD WINNERS

The Columbus Crew became just the second team to repeat as winner of the MLS Supporters' Shield – but the second in three seasons, after D.C. United performed the feat in 2006 and 2007. A look at how the Supporters' Shield winners did the following season:

#### TAMPA BAY MUTINY

YEAR	W-L-T	PTS	GF	GA	Playoff Result
1996	20-12-0	58	66	51	East Finals
1997	17-15-0	45	55	60	East Semifinals

#### DC UNITED

1997	21-11-0	55	70	53	MLS Cup Champion
1998	24-8-0	58	74	48	MLS Cup Runner-up

#### LOS ANGELES GALAXY

1998	24-8-0	68	85	44	West Finals
1999	20-12-0	54	49	29	MLS Cup Runner-up

#### DC UNITED

1999	23-9-0	57	65	43	MLS Cup Champion
2000	8-18-6	30	44	63	Did not qualify

#### MIAMI FUSION FC

2001	16-5-5	53	57	36	Semifinals
2002	DID NOT PARTICIPATE				

#### KANSAS CITY WIZARDS

2000	16-7-9	57	47	29	MLS Cup Champion
2001	11-13-3	36	33	53	Quarterfinals

#### LOS ANGELES GALAXY

2002	16-9-3	51	44	33	MLS Cup Champion
2003	9-12-9	36	35	35	Quarterfinals

#### CHICAGO FIRE

2003	15-7-8	53	53	43	MLS Cup Runner-up
2004	8-13-9	33	36	44	Did not qualify

#### COLUMBUS CREW

2004	12-5-13	49	40	32	Quarterfinals
2005	11-16-5	38	34	45	Did not qualify

#### SAN JOSE EARTHQUAKES

2005	18-4-10	64	53	31	Quarterfinals
2006	DID NOT PARTICIPATE				

#### DC UNITED

2006	15-7-10	55	52	38	Semifinals
2007	16-7-7	55	56	34	Quarterfinals
2008	11-15-4	37	43	51	Did not qualify

#### COLUMBUS CREW

2008	17-7-6	57	50	36	MLS Cup Champion
2009	13-7-10	49	41	31	?????



## DEFENSIVE RECORDS

Seattle Sounders FC and the Houston Dynamo became just the sixth and seventh team to allow less than a goal per game. But for the Dynamo, it's their second season in three years performing the feat, including the all-time MLS record in 2007. A look at the best single-season defensive records over league history:

### FEWEST GOALS ALLOWED PER GAME (SINGLE SEASON)

YEAR	TEAM	GAMES	GOALS	GA/G
2007	Houston Dynamo	30	23	0.77
1999	Los Angeles Galaxy	32	29	0.91
2000	Kansas City Wizards	32	29	0.91
2007	Chivas USA	30	28	0.93
2009	Seattle Sounders FC	30	29	0.97
2009	Houston Dynamo	30	29	0.97
2005	San Jose Earthquakes	32	31	0.97
2004	Kansas City Wizards	30	30	1.00

## WORST-TO-FIRST

The Los Angeles Galaxy finished with 33 points in 2008, tied for last place in the Western Conference, then ended up atop the West in 2009 with 48 points. Here's a look at the four teams that have gone worst to first in MLS history – finishing at the bottom of a conference one year then winning it the next:

	GP	W	L	T	PTS	GF	GA	HOME			ROAD						
								W	L	T	GF	GA	W	L	T	GF	GA
<b>METROSTARS</b>																	
1999	32	7	25	0	15	32	64	3	13	0	17	30	4	12	0	15	34
2000	32	17	12	3	54	64	56	9	4	3	32	24	8	8	0	32	32
<b>KANSAS CITY WIZARDS</b>																	
1999	32	8	24	0	20	33	53	6	10	0	24	21	2	14	0	9	32
2000	32	16	7	9	57	47	29	11	4	1	27	14	5	3	8	20	15
<b>NEW ENGLAND REVOLUTION</b>																	
2004	30	8	13	9	33	42	43	6	6	3	24	20	2	7	6	18	23
2005	32	17	7	8	59	55	37	11	2	3	28	13	6	5	5	27	24
<b>LOS ANGELES GALAXY</b>																	
2008	30	8	13	9	33	55	62	6	4	5	35	27	2	9	4	20	35
2009	30	12	6	12	48	36	31	7	4	4	18	17	5	2	8	18	14

## EXPANSION TEAM HISTORY

Seattle Sounders FC became the first expansion in more than a decade to qualify for the MLS Cup Playoffs. A look at how expansion teams have fared in their first season since the first MLS expansion in 1998:

		GP	W	L	T	PTS	GF	GA
1998	Chicago Fire	32	20	12	0	56	62	45
2009	Seattle Sounders FC	30	12	7	11	47	38	29
1998	Miami Fusion	32	15	17	0	35	46	68
2008	San Jose Earthquakes	30	8	13	9	33	32	38
2007	Toronto FC	30	6	17	7	25	25	49
2005	Real Salt Lake	32	5	22	5	20	30	65
2005	Chivas USA	32	4	22	6	18	31	67



### HEAD OF THE COACHING CLASS

Seattle Sounders FC head coach Sigi Schmid became the all-time winningest coach in MLS history, passing Bob Bradley with his 125th career league victory as Sounders FC also clinched a playoff spot on Oct. 10 at Kansas City. Here's a look at the MLS career coaching leaders:

COACH	TM	W	L	T	PCT	PTS	OT
<b>Sigi Schmid</b>	<b>LA/CLB/SEA</b>	<b>125</b>	<b>93</b>	<b>68</b>	<b>.556</b>	<b>441</b>	<b>9-6-25</b>
Bob Bradley	CHI/MET/CHV	124	94	54	.555	416	6-5-24
<b>Steve Nicol</b>	<b>NE</b>	<b>98</b>	<b>76</b>	<b>63</b>	<b>.546</b>	<b>355</b>	<b>2-2-10</b>
<b>Bruce Arena</b>	<b>DC/MET/LA</b>	<b>91</b>	<b>62</b>	<b>25</b>	<b>.581</b>	<b>274</b>	<b>0-0-0</b>
Bob Gansler	KC	86	85	51	.502	305	2-4-29
Thomas Rongen	TB/NE/DC/CHV	83	98	9	.461	232	2-4-7
Dave Dir	DAL	81	75	4	.519	217	0-0-4
Octavio Zambrano	LA/MET	80	55	8	.587	238	4-3-8
<b>Dominic Kinnear</b>	<b>SJ/HOU</b>	<b>79</b>	<b>43</b>	<b>62</b>	<b>.598</b>	<b>299</b>	<b>0-0-0</b>

### WINNING THE GOLDEN BOOT

FC Dallas striker Jeff Cunningham won the Budweiser MLS Golden Boot for the second time in his career, scoring 17 goals, one more than Colorado's Conor Casey. Cunningham also won the honor in 2006, scoring 16 goals for Real Salt Lake. Cunningham is now second all-time in MLS with 121 league goals, 10 behind D.C. United's Jaime Moreno:

GOALS	PLAYER	TEAM	GP	GOALS
	Jaime Moreno	DC*	319	131
	Jeff Cunningham	DAL*	317	121
	Ante Razov	CHV*	262	114
	Jason Kreis	RSL*	305	108
	Taylor Twellman	NE	174	101

Cunningham took over the lead for the 2009 Golden Boot with a stirring late season run that saw him score 16 goals over the season's final 15 games. Here's a look at the longest spans within a season in MLS history where a player averaged more than a goal per game:

26/25	2000	Mamadou Diallo	4/15/2000	9/02/2000
25/24	1996	Roy Lassiter	5/18/1996	9/21/1996
26/23	1998	Stern John	4/18/1998	9/27/1998
17/16	2007	Luciano Emilio	6/10/2007	9/12/2007
16/15	2009	Jeff Cunningham	7/04/2009	10/24/2009

Cunningham was one short of the most goals scored over a 15-game span in MLS history:

Stern John	4/18/1998	8/22/1998	17
Roy Lassiter	7/18/1996	9/21/1996	16
Mamadou Diallo	4/08/2000	6/28/2000	16
Luciano Emilio	6/10/2007	9/09/2007	16
Jeff Cunningham	6/24/2009	10/24/2009	16

### THE CLOSEST RACE EVER

The 2009 MLS Cup Playoffs race was the closest in league history and among the closest ever in U.S. pro sports history, with seven teams still in contention for the final three postseason berths entering the final week of the season and only three of the league's 15 teams not in the race at that point.

The 49 points gathered by Supporters' Shield winner Columbus equals the lowest total in MLS history, matching the 49 points claimed by both Columbus and Kansas City in 2004.

The span between first place overall and eighth place and the final wild card spot was just nine points, by far the closest race in MLS history. The previous record came in 2000, when 16 points marked the difference between joint overall leaders Chicago and Kansas City (57 each) and No. 8 overall Colorado (43).



**2008 SEASON RECORDS**

	GP	W-L-T	PTS	GF	GA
Crew	30	13-7-10	49	41	31
at home	15	9-2-4	31	25	15
Real	30	11-12-7	40	43	35
at home	15	9-1-5	32	34	11

**LEAGUE ALL-TIME HEAD-TO-HEAD**

**ALL-TIME (10 meetings):**  
Crew 6 wins, 15 goals ...  
Real Salt Lake 3 wins, 10 goals ... Ties 1

AT COLUMBUS (5 meetings):  
CLB 4 wins, 11 GF ... RSL 1 win, 3 GF ... Ties 0

AT SALT LAKE (5 meetings):  
RSL 2 wins, 7 GF ... CLB 2 wins, 4 GF ... Ties 1

**2009 (MLS):**  
4/2: RSL 4, CLB 1 (Findley 2, 29, 62; Beckerman 67 - Garey 22)  
7/18: CLB 3, RSL 1 (Lenhart 23; Garey 31, 52 - Cox 76)

**MLS CUP PLAYOFFS HISTORY**

first meeting

**WHERE THE GOALS COME FROM**

CREW		REAL	
F	A	F	A
41	31	43	35
66	87	63	77
GOALS SCORED			
MINUTES PER GOAL			

**HOW SCORED**

CREW	REAL		CREW	REAL
18	14	RIGHT FOOT	22	20
10	11	LEFT FOOT	14	10
13	6	HEADERS	7	5
0	0	OTHER	0	0

**TYPE OF PLAY**

CREW	REAL		CREW	REAL
15	17	OPEN PLAY	25	20
12	7	CROSS	7	9
6	1	CORNER	4	2
1	2	REBOUND	1	2
4	1	PENALTIES	2	1
2	2	DIRECT FROM FREE KICK	1	0
1	0	FREE KICK (INDIRECT)	0	1
0	1	OWN GOALS	3	0

**DISTANCE**

CREW	REAL		CREW	REAL
11	6	INSIDE GOAL AREA	7	10
28	20	INSIDE PENALTY AREA	33	18
2	5	OUTSIDE PENALTY AREA	3	7

**MLS CUP PLAYOFFS GAME GUIDE**



**ROSTERS**

**COLUMBUS CREW**  
**GOALKEEPERS**  
1 William Hesmer  
25 Kenny Schoeni  
30 Andy Gruenebaum  
**DEFENDERS**  
2 Frankie Hejduk  
4 Gino Padula  
5 Danny O'Rourke  
6 Andy Iro  
14 Chad Marshall  
23 Eric Brunner  
24 Jed Zayner  
**MIDFIELDERS**  
3 Alex Grendi  
8 Duncan Oughton  
12 Eddie Gaven  
15 Kevin Burns  
16 Brian Carroll  
17 Emmanuel Ekpo  
19 Robbie Rogers  
22 Adam Moffat  
26 Cory Elenio  
**FORWARDS**  
7 Guillermo Barros Schelotto  
9 Jason Garey  
10 Alejandro Moreno  
20 Emilio Renteria  
32 Steven Lenhart

**REAL SALT LAKE**  
**GOALKEEPERS**  
1 Chris Seitz  
18 Nick Rimando  
24 Kyle Reynish  
**DEFENDERS**  
2 Tony Beltran  
3 Robbie Russell  
4 Jamison Olave  
6 Nat Borchers  
17 Chris Wingert  
33 David Horst  
**MIDFIELDERS**  
5 Kyle Beckerman  
7 Alex Nimo  
11 Javier Morales  
12 Jean Alexandre  
20 Ned Grabavoy  
21 Rachid El Khalifi  
22 Nelson Gonzalez  
23 Raphael Cox  
77 Andy Williams  
84 Clint Mathis  
**FORWARDS**  
8 Will Johnson  
10 Robbie Findley  
14 Yura Movsisyan  
16 Fabian Espindola  
19 Pablo Campos

**SERIES SCHEDULE**

Sat. Oct. 31, Rio Tinto Stadium  
Sandy, Utah  
4 p.m. MT (Direct Kick)

Thurs. Nov. 5, Columbus Crew Stadium  
Columbus, Ohio  
8 p.m. ET (ESPN2/Deportes)

available rosters

**RECORD AT HALFTIME**

(W-L-T)	LEAD	TIED	TRAIL	SCORE	ALLOW
CLB	9-1-4	3-3-4	1-3-2	11-1-6	2-6-3
RSL	6-0-2	4-4-4	1-8-1	9-0-3	2-12-2

**RECORD WITH FIRST GOAL**

**TEAM LEADERS**

**CREW**  
G: 12 Schelotto  
A: 6 Ekpo  
SHT: 53 Schelotto  
SOG: 25 Schelotto  
FC: 37 O'Rourke  
FS: 45 Gaven  
OF: 23 Moreno  
C: 6 Ekpo/O'Rourke  
E: 1 7 players tied

**REAL**  
G: 12 Findley  
A: 7 Mathis  
SHT: 64 Movsisyan  
SOG: 29 Movsisyan  
FC: 42 Beckerman  
FS: 55 Morales  
OF: 21 Espindola  
C: 10 Beckerman  
E: 3 Olave

**GOALSCORING RECORD**

GOALS SCORED IN GAME						
GP	0	1	2	3	4+	TOT AVG
CLB	30	5	13	8	4	0 41 1.37
RSL	30	10	9	5	2	4 43 1.43

GOALS ALLOWED IN GAME						
GP	0	1	2	3	4+	TOT AVG
CLB	30	8	15	6	0	1 31 1.03
RSL	30	10	9	7	4	0 35 1.17

**TEAM COMPARISONS (averages per game)**

	CREW		REAL	
	FOR	AGAINST	FOR	AGAINST
GOALS SCORED	1.37	1.03	1.43	1.17
TOTAL SHOTS	11.10	11.10	14.10	10.37
SHOTS ON GOAL	4.60	4.23	6.13	4.33
SHOOTING ACCURACY	41%	38%	44%	42%
SCORING PERCENTAGE	12.3%	9.3%	10.2%	11.3%
FOULS	11.80	12.50	12.33	10.27
CORNER KICKS	4.80	4.67	5.33	4.93
OFFSIDE	3.83	2.50	2.13	1.80

**GOALS BY INTERVALS**

GOALS SCORED						
Total	1-15	16-30	31-45	46-60	61-75	76-90
CLB	41	3	6	11	7	5 9
RSL	43	3	5	5	5	7 18

GOALS ALLOWED						
Total	1-15	16-30	31-45	46-60	61-75	76-90
CLB	31	2	4	5	5	4 11
RSL	35	8	6	3	6	4 8

**GAME-BY-GAME: WON/LOST/TIED**

Crew TLLLT TTWTW TTWWLW TTWWW WWLWT WLWLL  
Real Salt Lake LWLWL LTLTT LTWTW TLWLW TLWWT LLWLW

### COLUMBUS CREW PLAYOFF HISTORY

PLAYOFF HISTORY

vs. Team	No. of Series	Series W-L	GP	W-L-T	OT	ShO	GF	GA	Mtg.	Round	Series Result
Chicago	1	1-0	1	1-0-0	0-0-0	0-0	2	1	2008	Semifinals	Won 1 games to 0
D.C. United	3	0-3	8	2-6-0	0-0-0	0-0	12	18	1999	East Finals	Lost 2 games to 1
Kansas City	1	1-0	2	1-0-1	0-0-0	0-0	3	1	2008	Quarterfinals	Won 1 games to 0
New England	2	0-2	5	0-2-3	0-0-2	0-0	3	5	2004	Quarterfinals	Lost 1 games to 0
MetroStars-N.Y.	2	2-0	3	3-0-0	0-0-0	1-0	9	5	2008	MLS Cup '08	Won MLS Cup '08
San Jose	2	1-1	4	2-2-0	0-0-0	0-0	5	8	2002	Quarterfinals	Won 6 pts. to 0
Tampa Bay	3	2-1	7	5-2-0	0-0-0	0-0	11	8	1999	East Semifinals	Won 2 games to 0
<b>TOTALS</b>	<b>14</b>	<b>7-7</b>	<b>30</b>	<b>14-12-4</b>	<b>0-0-2</b>	<b>1-0</b>	<b>45</b>	<b>46</b>			

### COLUMBUS CREW -- ALL-TIME POSTSEASON RESULTS

DATE	OPPONENT	RESULT	ATT.	W-L-T	RD.	GOALS:
09/25/1996	Tampa Bay	L 0-2	20,807	0-1-0	QTR	TB: Lassiter (82,87)
09/28/1996	at Tampa Bay	W 2-1	13,009	1-1-0	QTR	CLB: Paz (1) McBride (58); TB: Lassiter (26)
10/02/1996	at Tampa Bay	L 1-4	6,871	1-2-0	QTR	CLB: McBride (35); TB: Vasquez (3) Lassiter (41,58) Pittman (55)
10/05/1997	at Tampa Bay	W 2-1	8,272	1-0-0	QTR	CLB: Farrell (11) Wood (83); TB: Gilmar (35)
10/08/1997	Tampa Bay	W 2-0	13,102	2-0-0	QTR	CLB: McBride (43) Warzycha (73)
10/12/1997	at D.C. United	L 2-3	11,820	2-1-0	SEM	CLB: Farrell (57) Dooley (73); DC: Sanneh (9,45) Diaz Arce (29)
10/15/1997	D.C. United	L 0-1	9,506	2-2-0	SEM	DC: Diaz Arce (47)
09/30/1998	MetroStars	W 5-3	10,996	1-0-0	QTR	CLB: McBride (9,12) Smith (33) Farrell (38) John (58); MET: Hurtado (53) Sorber (60) Joseph (80)
10/03/1998	at MetroStars	W 2-1	11,686	2-0-0	QTR	CLB: John (22); MET: Ramos (13)
10/11/1998	at D.C. United	L 0-2	17,755	2-1-0	SEM	DC: Sanneh (68) Etcheverry (78)
10/18/1998	D.C. United	W 4-2	13,193	3-1-0	SEM	CLB: McBride (8,47) Dooley (37) John (81); DC: Sanneh (65) Lassiter (77)
10/21/1998	at D.C. United	L 0-3	21,453	3-2-0	SEM	DC: Agoos (12) Lassiter (44,79)
10/17/1999	Tampa Bay	W 2-0	9,188	1-0-0	QTR	CLB: John (77,84)
10/22/1999	at Tampa Bay	W 2-0	14,392	2-0-0	QTR	CLB: West (23) Cunningham (88)
10/31/1999	at D.C. United	L 1-2	14,529	2-1-0	SEM	CLB: Cunningham (82); DC: Moreno (15) Olsen (72)
11/07/1999	D.C. United	W 5-1	12,778	3-1-0	SEM	CLB: Elcock (20) Cunningham (41) John (48,61,84); DC: Lassiter (7)
11/13/1999	at D.C. United	L 0-4	21,451	3-2-0	SEM	DC: Moreno (17) Lassiter (34,52) Etcheverry (86)
09/22/2001	San Jose	L 1-3	20,883	0-1-0	QTR	CLB: Warzycha (54); SJ: Donovan (5,45) Lagos (31)
09/26/2001	at San Jose	L 0-3	10,419	0-2-0	QTR	SJ: Lagos (9) Cerritos (68) Donovan (76)
09/25/2002	at San Jose	W 2-1	8,069	1-0-0	QTR	CLB: Buddle (38) Garcia (81); SJ: Donovan (54)
09/28/2002	San Jose	W 2-1	13,004	2-0-0	QTR	CLB: Garcia (50); McBride (81); SJ: Graziani (58)
10/06/2002	at New England	T 0-0 (OT)	11,387	2-0-1	SEM	
10/09/2002	New England	L 0-1	10,245	2-1-1	SEM	NE: Heaps (3)
10/12/2002	at New England	T 2-2 (OT)	9,216	2-1-2	SEM	CLB: McBride (80) Washington (85); NE: Ralston (17) Harris (47)
10/23/2004	at New England	L 0-1	5,679	0-1-0	QTR	NE: John (25)
10/31/2004	New England	T 1-1	15,224	0-1-1	QTR	CLB: Buddle (90); NE: Twellman (81)
11/01/2008	at Kansas City	T 1-1	10,385	0-0-1	QTR	CLB: Lenhart (90); KC: Arnaud (53)
11/08/2008	Kansas City	W 2-0	11,153	1-0-1	QTR	CLB: Evans (7) Rogers (57)
11/13/2008	Chicago	W 2-1	14,688	2-0-1	SEM	CLB: Marshall (49) Gaven (55); CHI: McBride (29)
11/23/2008	New York	W 3-1	27,000	3-0-1	FIN	CLB: Moreno (31) Marshall (53) Hejduk (82); NY: Wolyniec (51)



**REAL SALT LAKE PLAYOFF HISTORY**

vs. Team	No. of Series	Series W-L	GP	W-L-T	OT	ShO	GF	GA	Last Mtg.	Round	Series Result
New York	1	0-1	1	0-1-0	0-0-0	0-0	0	1	2008	Semifinals	Lost 1 games to 0
Chivas USA	1	1-0	2	1-0-1	0-0-0	0-0	3	2	2008	Quarterfinals	Won 1 games to 0
<b>TOTALS</b>	<b>2</b>	<b>1-1</b>	<b>3</b>	<b>1-1-1</b>	<b>0-0-0</b>	<b>0-0</b>	<b>3</b>	<b>3</b>			

**REAL SALT LAKE - ALL-TIME POSTSEASON RESULTS**

DATE	OPPONENT	RESULT	ATT.	W-L-T	RD.	GOALS:
11/01/2008	Chivas USA	W 1-0	14,719	1-0-0	QTR	RSL: Movsisyan (90)
11/08/2008	at Chivas USA	T 2-2	19,265	1-0-1	QTR	RSL: Kovalenko (39) Morales (77); CHV: Kljestan (30) Braun (83)
11/15/2008	New York	L 0-1	20,008	1-1-1	SEM	NY: van den Bergh (28)



ECSF: CREW v REAL

## COLUMBUS CREW v REAL SALT LAKE PLAYOFF HISTORY

FIRST MEETING

## CREW v REAL – 2009 LEAGUE BOXSCORES

### REAL SALT LAKE 4, COLUMBUS CREW 1

DATE: April 2, 2009 -- Rio Tinto Stadium

Scoring Summary:

RSL--Findley 1 (unassisted) 2  
 CLB--Garey 1 (unassisted) 22  
 RSL--Findley 2 (unassisted) 29  
 RSL--Findley 3 (Movsisyan 1, Mathis 1) 62  
 RSL--Beckerman 1 (Mathis 2) 67

Real Salt Lake rolled to a 4-1 victory against the Crew in the first meeting of the year on April 2 at Rio Tinto Stadium. Playing in their first home match since last year's Western Conference Championship, Real got off to a dream start. Will Johnson hammered a freekick toward goal, and while Columbus 'keeper William Hesmer parried the effort, it fell right to Robbie Findley, who banged home the rebound. The Crew pulled level in the 22nd minute. From a short corner, Gino Padula swung in a high cross that Clint Mathis couldn't clear, and it fell right to the feet of Jason Garey, who knocked into the open side of the goal. But RSL were ahead again just seven minutes later, and again it was Findley. This time, a poorly hit clearance from Hesmer from a backpass went right to Findley, and he raced in alone on goal, rounding Hesmer before sliding the ball into the open goal. Real made it 3-1 in the 62nd minute. Yura Movsisyan was freed down the left and swung in a cross for Findley to head home, giving him his first career hat trick and the first in league play in RSL history. The home side finished off the rout five minutes later, when Kyle Beckerman powered home a near-post header from a Mathis corner kick.

REAL (4-3-1-2): Nick Rimando – Tony Beltran, Nat Borchers, Jamison Olave, Chris Wingert – Clint Mathis (Ned Grabavoy 75), Kyle Beckerman, Will Johnson – Javier Morales (Jean Alexandre 85) – Robbie Findley (Andy Williams 70), Yura Movsisyan. Substitutes Not Used: Raphael Cox, Luis Miguel Escalada, David Horst, Chris Seitz

TOTAL SHOTS: 17 (Findley 6, Movsisyan 6); SHOTS ON GOAL: 8 (Findley 3, Movsisyan 3); FOULS: 12 (Findley 3); OFFSIDE: 2; CORNER KICKS: 3; SAVES: Rimando 1; CAUTIONS: Borchers 40, Beckerman 45; EJECTIONS: None.

CREW (4-1-3-1-1): William Hesmer – Jed Zayner (Andy Iro 85), Chad Marshall, Danny O'Rourke, Gino Padula (Steven Lenhart 63) – Brian Carroll – Eddie Gaven, Emmanuel Ekpo, Robbie Rogers (Alejandro Moreno 63) – Guillermo Barros Schelotto – Jason Garey. Substitutes Not Used: Cory Elenio, Alex Grendi, Andy Gruenebaum, Duncan Oughton

TOTAL SHOTS: 8 (Garey 4); SHOTS ON GOAL: 4 (Garey 3); FOULS: 7 (Ekpo 2); OFFSIDE: 1; CORNER KICKS: 7; SAVES: Hesmer 4; CAUTIONS: Ekpo 47+, Rogers 58; EJECTIONS: None.

Referee: Alex Prus  
 Referee's Assistants: Corey Rockwell, Fabio Tovar  
 4th Official: Tyler Ploeger.  
 Attendance: 11,806.  
 Temperature: 48 and Partly Cloudy.

### COLUMBUS CREW 3, REAL SALT LAKE 1

DATE: July 18, 2009 -- Columbus Crew Stadium

Scoring Summary:

CLB--Lenhart 1 (unassisted) 22  
 CLB--Garey 2 (unassisted) 31  
 CLB--Garey 3 (Lenhart 2, Oughton 1) 53  
 RSL--Cox 1 (Campos 3, Wingert 2) 76

The Crew extended their home undefeated streak to a league record in a 3-1 defeat of Real Salt Lake on July 18. The Crew were decimated by injuries, but the replacement strike pair of Steven Lenhart and Jason Garey stepped up to seal the full three points. In the 23rd minute, a Frankie Hejduk cross from the right was half-cleared by Jamison Olave -- but only as far as Lenhart, who gleefully thumped it inside the left post. Then Garey struck twice, on either side of halftime. In the 31st minute, a cleared ball was hooked high back into the area, and Garey was able to keep Nick Rimando from punching clear, stabbing home as the ball fell into the goalmouth. In the 52nd minute, the two combined on a wonderful, Lenhart sending a lovely backheel of a Duncan Oughton pass into Garey's path, and he slotted home from just inside the area for his third goal on the year. Real got a goal back in the 76th minute. Latching on to a header from newly acquired Pablo Campos, Raphael Cox ripped home a shot from inside the area for his first career MLS goal.

CREW (4-4-2): William Hesmer – Frankie Hejduk, Eric Brunner, Andy Iro, Gino Padula – Duncan Oughton, Brian Carroll, Danny O'Rourke, Eddie Gaven – Steven Lenhart (Kevin Burns 80), Jason Garey (Jed Zayner 86). Substitutes Not Used: Cory Elenio, Alex Grendi, Andy Gruenebaum, Adam Moffat

TOTAL SHOTS: 10 (Lenhart 4); SHOTS ON GOAL: 8 (Lenhart 4); FOULS: 6 (O'Rourke 3); OFFSIDE: 2; CORNER KICKS: 1; SAVES: Hesmer 4; CAUTIONS: O'Rourke 72; EJECTIONS: None.

REAL (4-2-3-1): Nick Rimando – Chris Wingert, Nat Borchers, Jamison Olave, Tony Beltran (Pablo Campos 46) – Robbie Russell, Ned Grabavoy – Clint Mathis, Javier Morales, Robbie Findley (Raphael Cox 61) – Yura Movsisyan. Substitutes Not Used: David Horst, Tino Nunez, Kyle Reynish, Chris Seitz

TOTAL SHOTS: 16 (Mathis 4); SHOTS ON GOAL: 5 (Mathis 3); FOULS: 11 (Olave 3, Russell 3); OFFSIDE: 4; CORNER KICKS: 4; SAVES: Rimando 5; CAUTIONS: Grabavoy 34, Beltran 46+, Russell 65; EJECTIONS: None.

Referee: Abiodun Okulaja  
 Referee's Assistants: Nate Clement, Rob Fereday  
 4th Official: Hilario Grajeda.  
 Attendance: 12,922.  
 Temperature: 68 and Cloudy.



ECSF: CREW v REAL

2009 COLUMBUS CREW VS. REAL SALT LAKE (1-1-0)

UNF	POS	PLAYER	GP	GS	MIN	G	A	SHT	SOG	FC	FS	OFF	CK	C	E	CP
9	FWD	Jason Garey	2	2	176	3	0	6	5	0	1	2	0	0	0	0
32	FWD	Steven Lenhart	2	1	108	1	1	6	5	0	2	0	0	0	0	0
8	MID	Duncan Oughton	1	1	90	0	1	2	1	1	2	0	0	0	0	0
7	F/M	Guillermo Barros Schelot	1	1	90	0	0	0	0	0	3	0	7	0	0	0
23	DEF	Eric Brunner	1	1	90	0	0	0	0	2	0	0	0	0	0	0
15	MID	Kevin Burns	1	0	10	0	0	0	0	0	0	0	0	0	0	0
16	MID	Brian Carroll	2	2	180	0	0	0	0	1	0	0	0	0	0	0
17	MID	Emmanuel Ekpo	1	1	90	0	0	0	0	2	0	0	0	1	0	0
12	M/F	Eddie Gaven	2	2	180	0	0	3	0	0	6	1	0	0	0	0
2	DEF	Frankie Hejduk	1	1	90	0	0	0	0	0	0	0	0	0	0	0
1	GK	William Hesmer	2	2	180	0	0	0	0	0	0	0	0	0	0	0
6	DEF	Andy Iro	2	1	95	0	0	0	0	1	0	0	0	0	0	0
14	DEF	Chad Marshall	1	1	90	0	0	0	0	1	0	0	0	0	0	0
10	FWD	Alejandro Moreno	1	0	28	0	0	0	0	0	0	0	0	0	0	0
5	M/D	Danny O'Rourke	2	2	180	0	0	1	1	4	2	0	0	1	0	0
4	DEF	Gino Padula	2	2	152	0	0	0	0	0	2	0	1	0	0	0
19	M/F	Robbie Rogers	1	1	62	0	0	0	0	1	0	0	0	1	0	0
24	DEF	Jed Zayner	2	1	89	0	0	0	0	0	3	0	0	0	0	0
-----																
Team totals			2	2	180	4	2	18	12	13	23	3	8	3	0	0
Opponent totals			2	2	180	5	5	33	13	23	13	6	7	5	0	0

GAME-WINNING GOALS: Jason Garey 1  
 GAME-WINNING ASSISTS: None  
 PENALTY KICK GOALS/ATTEMPTS: None

UNF	POS	GOALKEEPER	GP	GS	MIN	SHTS	SV	GA	GAA	PG	PA	W	L	T	SO	O'TIME
1	GK	William Hesmer	2	2	180	13	8	5	2.50	0	0	1	1	0	0	0-0-0
-----																
Team totals			2	2	180	13	8	5	2.50	0	0	1	1	0	0	0-0-0
Opponent totals			2	2	180	12	6	4	2.00	0	0	1	1	0	0	0-0-0

2009 REAL SALT LAKE VS. COLUMBUS CREW (1-1-0)

UNF	POS	PLAYER	GP	GS	MIN	G	A	SHT	SOG	FC	FS	OFF	CK	C	E	CP
10	FWD	Robbie Findley	2	2	129	3	0	8	3	3	0	2	0	0	0	0
5	MID	Kyle Beckerman	1	1	90	1	0	1	1	1	1	0	0	1	0	0
23	MID	Raphael Cox	1	0	30	1	0	1	1	0	0	0	0	0	0	0
84	MID	Clint Mathis	2	2	165	0	2	5	3	1	0	0	1	0	0	0
19	FWD*	Pablo Campos	1	0	45	0	1	1	0	0	1	0	0	0	0	0
14	FWD	Yura Movsisyan	2	2	180	0	1	9	3	2	3	3	0	0	0	0
17	DEF	Chris Wingert	2	2	180	0	1	0	0	3	0	0	0	0	0	0
12	MID	Jean Alexandre	1	0	5	0	0	0	0	0	0	0	0	0	0	0
2	DEF	Tony Beltran	2	2	135	0	0	0	0	2	0	0	0	1	0	0
6	DEF	Nat Borchers	2	2	180	0	0	0	0	1	0	0	0	1	0	0
20	MID	Ned Grabavoy	2	1	105	0	0	2	1	1	0	0	0	1	0	0
8	MID	Will Johnson	1	1	90	0	0	3	1	0	2	0	0	0	0	0
11	MID	Javier Morales	2	2	175	0	0	1	0	2	4	1	5	0	0	0
4	DEF	Jamison Olave	2	2	180	0	0	0	0	4	0	0	0	0	0	0
18	GK	Nick Rimando	2	2	180	0	0	0	0	0	0	0	0	0	0	0
3	D/M	Robbie Russell	1	1	90	0	0	2	0	3	0	0	0	1	0	0
77	MID	Andy Williams	1	0	21	0	0	0	0	0	0	0	1	0	0	0
-----																
Team totals			2	2	180	5	5	33	13	23	13	6	7	5	0	0
Opponent totals			2	2	180	4	2	18	12	13	23	3	8	3	0	0

GAME-WINNING GOALS: Robbie Findley 1  
 GAME-WINNING ASSISTS: None  
 PENALTY KICK GOALS/ATTEMPTS: None

UNF	POS	GOALKEEPER	GP	GS	MIN	SHTS	SV	GA	GAA	PG	PA	W	L	T	SO	O'TIME
18	GK	Nick Rimando	2	2	180	12	6	4	2.00	0	0	1	1	0	0	0-0-0
-----																
Team totals			2	2	180	12	6	4	2.00	0	0	1	1	0	0	0-0-0
Opponent totals			2	2	180	13	8	5	2.50	0	0	1	1	0	0	0-0-0

**COLUMBUS CREW 2009 SCHEDULE - REGULAR SEASON TOTALS**

DAY	DATE	OPPONENT	RESULT	ATT.	W-L-T	POS.	PTS	NOTES:
Sat.	Mar. 21	at Houston	T 1-1	16,053	0-0-1	0	1	CLB: Barros Schelotto (81); HOU: Ching (53)
Sat.	Mar. 28	Toronto FC	T 1-1	14,686	0-0-2	T4	2	CLB: Barros Schelotto (30); TOR: own goal (84)
Thu.	Apr. 2	at Real Salt Lake	L 1-4	11,806	0-1-2	0	2	CLB: Garey (22); RSL: Findley (2,29,62) Beckerman (67)
Sun.	Apr. 5	at Chivas USA	L 1-2	12,827	0-2-2	6	2	CLB: Iro (37); CHV: Harris (25) Lillingston (50)
Sat.	Apr. 11	Colorado	T 1-1	7,465	0-2-3	6	3	CLB: Barros Schelotto (41); COL: Casey (82)
Sat.	Apr. 25	Chicago	T 2-2	16,628	0-2-4	7	4	CLB: Marshall (25) Moreno (34); CHI: McBride (86) Segares (88)
Sat.	May 2	at Toronto FC	T 1-1	19,998	0-2-5	6	5	CLB: Ekpo (54); TOR: Barrett (64)
Sat.	May 9	Kansas City	W 3-2	14,271	1-2-5	T6	8	CLB: Ekpo (38); Schelotto (55) Gaven (78); KC: Lopez (51) Wolff (79)
Sun.	May 17	at Los Angeles	T 1-1	16,649	1-2-6	0	9	CLB: Barros Schelotto (70); LA: Lewis (90)
Wed.	May 27	San Jose	W 2-1	8,793	2-2-6	5	12	CLB: Gaven (29) Barros Schelotto (46); SJ: Johnson (23)
Sat.	May 30	at Seattle	T 1-1	29,126	2-2-7	T5	13	CLB: Moreno (12); SEA: Jaqua (58)
Sat.	June 6	at Kansas City	W 2-0	10,385	3-2-7	T3	16	CLB: Barros Schelotto (14,64)
Sun.	June 14	Chivas USA	W 2-1	12,658	4-2-7	T3	19	CLB: Barros Schelotto (61,87); CHV: Lillingston (39)
Sat.	June 20	at FC Dallas	L 1-2	8,041	4-3-7	T3	19	CLB: Brunner (17); DAL: Avila (80) Cooper (87)
Sat.	June 27	New York	W 1-0	15,575	5-3-7	T2	22	CLB: Marshall (45)
Sat.	July 4	D.C. United	T 1-1	14,370	5-3-8	3	23	CLB: Moreno (59); DC: Gomez (33)
Sat.	July 11	at Chicago	T 0-0	18,123	5-3-9	T3	24	
Sat.	July 18	Real Salt Lake	W 3-1	12,922	6-3-9	T2	27	CLB: Lenhart (23) Garey (31,52); RSL: Cox (76)
Sat.	July 25	Toronto FC	W 3-2	13,775	7-3-9	1	30	CLB: Gaven (32) Lenhart (76) Garey (90); TOR: De Rosario (35) Gerba (49)
Sat.	Aug. 1	at Colorado	W 1-0	10,851	8-3-9	1	33	CLB: Marshall (39)
Sat.	Aug. 8	at San Jose	W 3-0		9-3-9	1	36	CLB: Moreno (69) Rogers (73) Moffat (86)
Sat.	Aug. 15	FC Dallas	W 2-0	19,115	10-3-9	1	39	CLB: Marshall (10) Gaven (87)
Sun.	Aug. 30	at New York	L 0-1	10,323	10-4-9	1	39	NY: Richards (63)
Sun.	Sept. 13	Houston	W 2-1	14,306	11-4-9	1	42	CLB: Hejduk (34) Gaven (90); HOU: Weaver (80)
Sun.	Sept. 20	at Chicago	T 2-2	16,549	11-4-10	0	43	CLB: Schelotto (55,78); CHI: Lowry (6,35)
Sat.	Sept. 26	Los Angeles	W 2-0	20,966	12-4-10	1	46	CLB: Gaven (33) Lenhart (59)
Sat.	Oct. 3	Seattle	L 0-1	14,372	12-5-10	1	46	SEA: Levesque (36)
Sat.	Oct. 10	at New England	W 1-0	13,297	13-5-10	1	49	CLB: Padula (36)
Sat.	Oct. 17	at D.C. United	L 0-1	16,274	13-6-10	1	49	DC: Emilio (16)
Sun.	Oct. 25	New England	L 0-1	16,797	13-7-10	1	49	NE: Larentowicz (79)

**REAL SALT LAKE 2009 SCHEDULE - REGULAR SEASON TOTALS**

DAY	DATE	OPPONENT	RESULT	ATT.	W-L-T	POS.	PTS	NOTES:
Sat.	Mar. 28	at Seattle	L 0-2	28,548	0-1-0	T7	0	SEA: Jaqua (17) Montero (77)
Thu.	Apr. 2	Columbus	W 4-1	11,806	1-1-0	T3	3	RSL: Findley (2,29,62) Beckerman (67); CLB: Garey (22)
Sat.	Apr. 11	D.C. United	W 2-1	11,793	2-1-0	4	6	RSL: Olave (40) Morales (80); DC: Emilio (38)
Sat.	Apr. 18	at New York	L 0-2	8,508	2-2-0	0	6	NY: Kandji (2) Angel (57)
Sat.	Apr. 25	New England	W 6-0	14,051	3-2-0	3	9	RSL: Olave (53) Mathis (55) Movsisyan (70) Escalada (81) Williams (85) Findley (89)
Sat.	May 2	at Colorado	L 0-2	9,045	3-3-0	4	9	COL: LaBrocca (11) Kimura (60)
Wed.	May 6	Los Angeles	T 2-2	16,155	3-3-1	4	10	RSL: Findley (34) Johnson (90); LA: Donovan (90) Magee (90)
Sat.	May 9	at Chivas USA	L 0-1	13,421	3-4-1	5	10	CHV: Nagamura (54)
Sat.	May 16	Kansas City	L 0-2	19,340	3-5-1	5	10	KC: Wolff (20,67)
Sat.	May 23	at D.C. United	T 0-0	16,089	3-5-2	T5	11	
Sat.	May 30	at San Jose	L 1-2	10,153	3-6-2	6	11	RSL: Findley (80); SJ: Glen (52) Alvarez (63)
Sat.	June 6	Colorado	T 1-1	19,546	3-6-3	6	12	RSL: Movsisyan (79); COL: Cummings (88)
Sat.	June 13	at Los Angeles	W 2-0	19,718	4-6-3	T5	15	RSL: Movsisyan (13) Borchers (51)
Sat.	June 20	at Houston	T 1-1	17,151	4-6-4	5	16	RSL: Espindola (28); HOU: Ching (89)
Sat.	June 27	Toronto FC	W 3-0	18,188	5-6-4	5	19	RSL: Movsisyan (21) Beckerman (44) Mathis (78)
Fri.	July 3	San Jose	T 1-1	17,478	5-6-5	5	20	RSL: own goal (90); SJ: Alvarez (63)
Sat.	July 18	at Columbus	L 1-3	12,922	5-7-5	6	20	RSL: Cox (76); CLB: Lenhart (23) Garey (31,52)
Fri.	July 24	FC Dallas	W 4-2	18,822	6-7-5	6	23	RSL: Movsisyan (55,90) Findley (62) own goal (88); DAL: Cunningham (13) van den Bergh (21)
Sat.	Aug. 1	at Chicago	L 0-1	14,534	6-8-5	6	23	CHI: Nyarko (76)
Sat.	Aug. 8	Seattle	W 1-0	14,193	7-8-5	6	26	RSL: Findley (62)
Sat.	Aug. 15	Houston	T 0-0	16,972	7-8-6	6	27	
Sun.	Aug. 23	at New England	L 1-3	10,552	7-9-6	0	27	RSL: own goal (85); NE: Dube (9,29,66)
Wed.	Aug. 26	Chivas USA	W 4-0	14,747	8-9-6	T5	30	RSL: Campos (43) Espindola (75) Findley (85,89)
Sat.	Aug. 29	at Kansas City	W 1-0	9,924	9-9-6	T4	33	RSL: Campos (18)
Sat.	Sept. 12	Chicago	T 1-1	17,615	9-9-7	5	34	RSL: Olave (72); CHI: Rolfe (44)
Sat.	Sept. 19	at Houston	L 2-3	18,133	9-10-7	6	34	RSL: Beckerman (27) Movsisyan (60); HOU: Ching (2) Cameron (5) Davis (81)
Sat.	Sept. 26	at FC Dallas	L 0-3	8,623	9-11-7	6	34	DAL: Cunningham (5,87) Ferreira (10)
Wed.	Oct. 14	New York	W 2-0	16,247	10-11-7	6	37	RSL: Williams (80) Espindola (90)
Sat.	Oct. 17	at Toronto FC	L 0-1	20,384	10-12-7	0	37	TOR: Brennan (47)
Sat.	Oct. 24	Colorado	W 3-0	18,675	11-12-7	T5	40	RSL: Findley (15,33) Movsisyan (85)



**COLUMBUS CREW CAREER STATISTICS  
VS. REAL SALT LAKE (6-3-1)**

PLAYER	GP	GS	MIN	G	A	SHT
Jason Garey	6	5	419	4	0	9
Guillermo Barros Schelotto	4	4	313	2	2	6
Edson Buddle	2	2	119	2	0	5
Frankie Hejduk	6	6	540	2	0	4
Eddie Gaven	6	5	456	1	1	12
Steven Lenhart	3	1	128	1	1	6
Chad Marshall	8	8	720	1	1	6
Brad Evans	2	2	173	1	0	2
Sebastian Rozental	2	2	151	1	0	3
Simon Elliott	2	2	180	0	2	2
Kyle Martino	3	3	255	0	2	5
Chris Henderson	1	1	73	0	1	2
Ezra Hendrickson	3	3	270	0	1	0
Alejandro Moreno	4	3	296	0	1	7
Duncan Oughton	3	1	145	0	1	4
Stephen Armstrong	1	0	17	0	0	0
Eric Brunner	1	1	90	0	0	0
Marc Burch	1	0	15	0	0	0
Kevin Burns	1	0	10	0	0	0
Jon Busch	2	2	180	0	0	0
Knox Cameron	3	1	125	0	0	0
Brian Carroll	4	4	360	0	0	1
Ryan Coiner	1	0	4	0	0	0
Emmanuel Ekpo	2	2	141	0	0	0
Robin Fraser	2	2	180	0	0	0
Bill Gaudette	1	1	90	0	0	0
Cornell Glen	2	1	92	0	0	1
Marcos Gonzalez	3	3	270	0	0	3
Ned Grabavoy	2	2	154	0	0	1
Andy Gruenebaum	1	1	90	0	0	0
Stephen Herdsman	1	1	45	0	0	0
Andy Herron	2	1	110	0	0	2
William Hesmer	5	5	450	0	0	0
Andy Iro	2	1	95	0	0	0
Ryan Junge	1	1	56	0	0	0
Kei Kamara	3	1	85	0	0	2
Ryan Kelly	1	0	11	0	0	0
Ritchie Kotschau	2	2	180	0	0	0
Chris Leitch	1	0	4	0	0	0
Domenic Mediate	1	0	45	0	0	0
Stefani Miglioranza	3	1	131	0	0	0
Brandon Moss	2	2	180	0	0	1
Joseph Ngwenya	2	2	169	0	0	3
Pat Noonan	1	0	27	0	0	0
Danny O'Rourke	6	6	540	0	0	2
Gino Padula	3	3	242	0	0	1
Rusty Pierce	3	3	270	0	0	0
Jose Retiz	1	1	85	0	0	0
Mario Rodriguez	2	2	180	0	0	2
Robbie Rogers	4	3	253	0	0	5
Mark Schulte	1	1	90	0	0	0
Jacob Thomas	2	2	115	0	0	8
Eric Vasquez	1	0	45	0	0	0
Jonny Walker	1	1	90	0	0	0
Tim Ward	1	0	14	0	0	0
Chris Wingert	2	2	180	0	0	2
John Wolyniec	1	0	45	0	0	1
Jed Zayner	2	1	89	0	0	0
Team totals	10	10	900	15	13	108
Opponent totals	10	10	900	10	8	150

GOALKEEPER	GP	MIN	SHTS	SV	GAA	PG
Jon Busch	2	180	10	10	0.00	0
Andy Gruenebaum	1	90	6	6	0.00	0
Jonny Walker	1	90	11	10	1.00	0
William Hesmer	5	450	21	14	1.40	0
Bill Gaudette	1	90	6	3	2.00	0
-----						
Team totals	10	900	54	43	1.00	0
Opponent totals	10	900	51	32	1.50	3

**CURRENT COLUMBUS CREW PLAYERS  
CAREER STATISTICS VS. REAL SALT LAKE (6-3-1)**

PLAYER	GP	GS	MIN	G	A	SHT
Jason Garey	6	5	419	4	0	9
Guillermo Barros Schelotto	4	4	313	2	2	6
Alejandro Moreno	10	8	756	2	1	17
Frankie Hejduk	6	6	540	2	0	4
Eddie Gaven	8	7	636	1	2	15
Steven Lenhart	3	1	128	1	1	6
Chad Marshall	8	8	720	1	1	6
Duncan Oughton	3	1	145	0	1	4
Eric Brunner	1	1	90	0	0	0
Kevin Burns	1	0	10	0	0	0
Brian Carroll	10	10	900	0	0	3
Emmanuel Ekpo	2	2	141	0	0	0
Andy Gruenebaum	1	1	90	0	0	0
William Hesmer	5	5	450	0	0	0
Andy Iro	2	1	95	0	0	0
Danny O'Rourke	10	10	900	0	0	5
Gino Padula	3	3	242	0	0	1
Robbie Rogers	4	3	253	0	0	5
Jed Zayner	2	1	89	0	0	0
Team totals	10	10	900	15	13	108
Opponent totals	10	10	900	10	8	150

GOALKEEPER	GP	MIN	SHTS	SV	GAA	PG
Andy Gruenebaum	1	90	6	6	0.00	0
William Hesmer	5	450	21	14	1.40	0
-----						
Team totals	10	900	54	43	1.00	0
Opponent totals	10	900	51	32	1.50	3





ECSF: CREW v REAL

**REAL SALT LAKE CAREER STATISTICS  
VS. COLUMBUS CREW (3-6-1)**

PLAYER	GP	GS	MIN	G	A	SHT
Robbie Findley	5	4	309	4	0	12
Andy Williams	8	5	529	1	1	15
Kyle Beckerman	3	3	270	1	0	3
Raphael Cox	1	0	30	1	0	1
Chris Klein	3	3	270	1	0	11
Javier Morales	4	4	355	1	0	3
Carey Talley	4	4	354	1	0	4
Clint Mathis	5	4	318	0	2	5
Pablo Campos	1	0	45	0	1	1
Jeff Cunningham	3	3	270	0	1	13
Kenny Deuchar	2	1	66	0	1	1
Yura Movsisyan	4	4	308	0	1	13
Chris Wingert	3	3	270	0	1	0
Freddy Adu	1	1	90	0	0	4
Nelson Akwari	2	2	180	0	0	0
Jean Alexandre	1	0	5	0	0	0
Mehdi Ballouchy	4	4	331	0	0	6
Tony Beltran	3	3	225	0	0	0
Nat Borchers	4	4	360	0	0	3
Paul Broome	1	1	90	0	0	0
Chris Brown	3	2	160	0	0	4
Gustavo Cabrera	1	1	90	0	0	0
D.J. Countess	2	2	180	0	0	0
Kenny Cutler	4	3	240	0	0	2
Brian Dunseth	1	1	90	0	0	0
Alecko Eskandarian	1	1	90	0	0	1
Fabian Espindola	1	0	26	0	0	1
Leslie Fitzpatrick	1	1	63	0	0	0
Willis Forko	3	3	237	0	0	0
Scott Garlick	2	2	180	0	0	0
Ned Grabavoy	2	1	105	0	0	2
Atiba Harris	2	2	180	0	0	1
Christian Jimenez	1	0	6	0	0	0
Ryan Johnson	1	0	13	0	0	0
Will Johnson	1	1	90	0	0	3
Ian Joy	1	1	90	0	0	0
Brian Kamler	1	1	90	0	0	1
Jean-Martial Kipre	1	1	82	0	0	0
Ritchie Kotschau	1	1	90	0	0	0
Dema Kovalenko	1	1	90	0	0	2
Luke Kreamalmeyer	1	0	9	0	0	2
Jason Kreis	3	3	270	0	0	12
Chris Lancos	1	0	3	0	0	0
Kevin Novak	2	1	135	0	0	0
Tino Nunez	1	1	69	0	0	2
Jamison Olave	4	4	360	0	0	0
Rusty Pierce	1	1	90	0	0	1
Eddie Pope	6	6	540	0	0	2
Nick Rimando	6	6	540	0	0	0
Robbie Russell	2	2	180	0	0	4
Robert Scarlett	1	1	81	0	0	2
Douglas Sequeira	1	1	90	0	0	1
Jack Stewart	2	2	180	0	0	0
Nathan Sturgis	1	0	1	0	0	0
Melvin Tarley	1	1	90	0	0	3
Daniel Torres	2	2	180	0	0	0
Seth Trembly	2	0	46	0	0	5
Dante Washington	1	0	27	0	0	0
Jamie Watson	3	1	127	0	0	3
Joey Worthen	1	0	15	0	0	1
Team totals	10	10	900	10	8	150
Opponent totals	10	10	900	15	13	108

GOALKEEPER	GP	MIN	SHTS	SV	GAA	PG
Scott Garlick	2	180	7	5	1.00	1
Nick Rimando	6	540	34	21	1.50	2
D.J. Countess	2	180	10	6	2.00	0
-----						
Team totals	10	900	51	32	1.50	3
Opponent totals	10	900	54	43	1.00	0

**CURRENT REAL SALT LAKE PLAYERS  
CAREER STATISTICS VS. COLUMBUS CREW (3-6-1)**

PLAYER	GP	GS	MIN	G	A	SHT
Robbie Findley	5	4	309	4	0	12
Clint Mathis	20	16	1401	3	3	52
Kyle Beckerman	11	9	848	2	1	12
Andy Williams	16	10	1028	1	6	27
Raphael Cox	1	0	30	1	0	1
Javier Morales	4	4	355	1	0	3
Pablo Campos	1	0	45	0	1	1
Ned Grabavoy	8	7	600	0	1	4
Yura Movsisyan	6	5	394	0	1	16
Chris Wingert	4	4	360	0	1	0
Jean Alexandre	1	0	5	0	0	0
Tony Beltran	3	3	225	0	0	0
Nat Borchers	10	10	901	0	0	5
Fabian Espindola	1	0	26	0	0	1
Will Johnson	2	1	135	0	0	4
Tino Nunez	1	1	69	0	0	2
Jamison Olave	4	4	360	0	0	0
Nick Rimando	20	20	1820	0	0	0
Robbie Russell	2	2	180	0	0	4
Team totals	10	10	900	10	8	150
Opponent totals	10	10	900	15	13	108

GOALKEEPER	GP	MIN	SHTS	SV	GAA	PG
Nick Rimando	20	1820	104	68	1.43	3
-----						
Team totals	10	900	51	32	1.50	3
Opponent totals	10	900	54	43	1.00	0

**CAREER POSTSEASON STATISTICS FOR CURRENT COLUMBUS CREW PLAYERS**

UNF	POS	PLAYER	GP	GS	MIN	G	A	SHT	SOG	PKG	PKA	SKG	SKA	FC	FS	OFF	CK	C	E
7	M-F	Guillermo Barros Schelotto	4	4	345	0	6	7	1	0	0	0	0	8	10	1	13	0	0
16	M	Brian Carroll	14	14	1278	0	2	5	0	0	0	1	1	20	9	0	0	3	0
17	M	Emmanuel Ekpo	3	0	16	0	0	0	0	0	0	0	0	2	0	0	0	1	0
12	M	Eddie Gaven	10	9	845	1	1	12	6	0	0	0	0	10	17	1	1	0	0
2	M	Frankie Hejduk	13	12	1124	1	1	20	9	0	0	0	0	16	23	3	0	2	0
6	D	Andy Iro	3	0	4	0	0	0	0	0	0	0	0	0	0	0	0	0	0
32	F	Steven Lenhart	2	0	8	1	0	1	1	0	0	0	0	0	0	0	0	0	0
14	D	Chad Marshall	6	6	539	2	0	6	2	0	0	0	0	6	1	1	0	0	0
10	F	Alejandro Moreno	19	12	1120	1	6	24	7	0	0	0	0	23	48	6	0	0	0
5	M	Danny O'Rourke	5	4	361	0	0	0	0	0	0	0	0	4	2	0	0	1	0
8	D	Duncan Oughton	7	7	641	0	0	8	3	0	0	0	0	20	17	0	0	1	0
4	D	Gino Padula	4	4	359	0	0	1	0	0	0	0	0	7	6	0	0	2	0
19	M-F	Robbie Rogers	4	4	358	1	0	8	3	0	0	0	0	8	3	1	0	1	0

UNF	POS	GOALKEEPER	GP	GS	MIN	SHTS	SV	GA	GAA	PKG	PKA	SKG	SKA	W	L	T	SO
1	GK	William Hesmer	4	4	360	0	7	3	0.75	0	0	0	0	3	0	1	1

**CAREER POSTSEASON STATISTICS FOR CURRENT REAL SALT LAKE PLAYERS**

UNF	POS	PLAYER	GP	GS	MIN	G	A	SHT	SOG	PKG	PKA	SKG	SKA	FC	FS	OFF	CK	C	E
5	M	Kyle Beckerman	13	13	1184	0	3	24	8	0	0	1	1	17	14	0	13	5	0
6	M	Nat Borchers	7	7	630	1	1	7	2	0	0	0	0	6	5	0	0	1	0
16	F	Fabian Espindola	2	0	9	0	0	1	1	0	0	0	0	0	1	0	0	0	0
10	F	Robbie Findley	3	0	72	0	1	5	2	0	0	0	0	2	4	0	0	0	0
20	M	Ned Grabavoy	4	4	298	1	0	6	3	0	0	0	0	3	6	0	0	0	0
8	F	Will Johnson	3	3	270	0	0	7	1	0	0	0	0	2	2	0	0	0	0
84	M-F	Clint Mathis	24	18	1753	5	3	54	28	0	0	1	1	39	32	6	8	5	0
11	M	Javier Morales	3	3	267	1	2	8	2	0	0	0	0	9	8	0	10	0	0
14	F	Yura Movsisyan	3	3	259	1	0	12	6	0	0	0	0	10	2	2	0	0	0
4	D	Jamison Olave	3	3	246	0	0	1	0	0	0	0	0	0	4	2	0	0	0
3	M	Robbie Russell	3	2	207	0	2	3	1	0	0	0	0	4	4	0	0	0	0
77	F	Andy Williams	14	10	819	1	7	22	10	0	0	0	1	16	30	4	38	3	0
17	D	Chris Wingert	8	7	676	0	0	5	1	0	0	0	0	8	4	0	0	1	0

UNF	POS	GOALKEEPER	GP	GS	MIN	SHTS	SV	GA	GAA	PKG	PKA	SKG	SKA	W	L	T	SO
18	GK	Nick Rimando	15	15	1339	37	62	21	1.41	4	4	3	6	8	5	2	6

**COLUMBUS CREW INDIVIDUAL HIGH GAMES (2009)**

<b>Goals</b>				
2	Guillermo Barros Schelotto	06/06/2009	at KC	W 2-0
2	Guillermo Barros Schelotto	06/14/2009	vs. CHV	W 2-1
2	Jason Garey	07/18/2009	vs. RSL	W 3-1
2	Guillermo Barros Schelotto	09/20/2009	at CHI	T 2-2
<b>Assists</b>				
1	26 times			
<b>Shots</b>				
7	Guillermo Barros Schelotto	06/14/2009	vs. CHV	W 2-1
<b>Shots on Goal</b>				
4	Guillermo Barros Schelotto	06/14/2009	vs. CHV	W 2-1
4	Steven Lenhart	07/18/2009	vs. RSL	W 3-1
4	Jason Garey	07/25/2009	vs. TOR	W 3-2
4	Guillermo Barros Schelotto	09/20/2009	at CHI	T 2-2
<b>Fouls Committed</b>				
6	Jed Zayner	03/28/2009	vs. TOR	T 1-1
<b>Fouls Suffered</b>				
6	Alejandro Moreno	09/13/2009	vs. HOU	W 2-1
<b>Offside</b>				
4	Alejandro Moreno	05/02/2009	at TOR	T 1-1
4	Guillermo Barros Schelotto	06/27/2009	vs. NY	W 1-0
<b>Saves</b>				
11	William Hesmer	07/11/2009	at CHI	T 0-0
<b>Shots Faced</b>				
11	William Hesmer	07/04/2009	vs. DC	T 1-1
11	William Hesmer	07/11/2009	at CHI	T 0-0
<b>Goals Allowed</b>				
4	William Hesmer	04/02/2009	at RSL	L 1-4

**TEAM HIGH GAMES (2009)**

<b>Goals</b>				
3	05/09/2009	vs. KC	W 3-2	
3	07/18/2009	vs. RSL	W 3-1	
3	07/25/2009	vs. TOR	W 3-2	
3	08/08/2009	at SJ	W 3-0	
<b>Assists</b>				
5	07/25/2009	vs. TOR	W 3-2	
<b>Shots</b>				
19	07/25/2009	vs. TOR	W 3-2	
<b>Shots on Goal</b>				
11	07/25/2009	vs. TOR	W 3-2	
<b>Fouls Committed</b>				
22	05/30/2009	at SEA	T 1-1	
<b>Fouls Suffered</b>				
23	09/26/2009	vs. LA	W 2-0	
<b>Corner Kicks</b>				
9	05/02/2009	at TOR	T 1-1	
9	08/30/2009	at NY	L 0-1	
<b>Offside</b>				
7	05/09/2009	vs. KC	W 3-2	
7	06/27/2009	vs. NY	W 1-0	
<b>Saves</b>				
11	07/11/2009	at CHI	T 0-0	
<b>Shots Faced</b>				
11	07/04/2009	vs. DC	T 1-1	
11	07/11/2009	at CHI	T 0-0	
<b>Goals Allowed</b>				
4	04/02/2009	at RSL	L 1-4	

**TEAM LOW GAMES (2009)**

<b>Shots</b>				
5	08/01/2009	at COL	W 1-0	
<b>Shots on Goal</b>				
2	05/27/2009	vs. SJ	W 2-1	
2	08/01/2009	at COL	W 1-0	
2	09/13/2009	vs. HOU	W 2-1	
2	10/25/2009	vs. NE	L 0-1	
<b>Fouls Committed</b>				
6	07/18/2009	vs. RSL	W 3-1	
<b>Fouls Suffered</b>				
6	07/11/2009	at CHI	T 0-0	
<b>Corner Kicks</b>				
1	06/06/2009	at KC	W 2-0	
1	07/18/2009	vs. RSL	W 3-1	
1	09/20/2009	at CHI	T 2-2	
<b>Offside</b>				
0	04/25/2009	vs. CHI	T 2-2	
0	08/08/2009	at SJ	W 3-0	
<b>Saves</b>				
1	9 times			
<b>Shots Faced</b>				
1	06/27/2009	vs. NY	W 1-0	

**REAL SALT LAKE INDIVIDUAL HIGH GAMES (2009)**

<b>Goals</b>				
3	Robbie Findley	04/02/2009	vs. CLB	W 4-1
<b>Assists</b>				
2	Clint Mathis	04/02/2009	vs. CLB	W 4-1
2	Robbie Findley	04/11/2009	vs. DC	W 2-1
2	Javier Morales	04/25/2009	vs. NE	W 6-0
2	Pablo Campos	09/19/2009	at HOU	L 2-3
2	Robbie Findley	10/14/2009	vs. NY	W 2-0
2	Andy Williams	10/24/2009	vs. COL	W 3-0
<b>Shots</b>				
6	5 times			
<b>Shots on Goal</b>				
4	Kyle Beckerman	09/19/2009	at HOU	L 2-3
<b>Fouls Committed</b>				
5	Fabian Espindola	06/13/2009	at LA	W 2-0
5	Clint Mathis	08/08/2009	vs. SEA	W 1-0
5	Fabian Espindola	10/17/2009	at TOR	L 0-1
<b>Fouls Suffered</b>				
7	Javier Morales	04/18/2009	at NY	L 0-2
<b>Offside</b>				
3	Robbie Findley	05/06/2009	vs. LA	T 2-2
3	Fabian Espindola	07/24/2009	vs. DAL	W 4-2
<b>Saves</b>				
7	Chris Seitz	08/29/2009	at KC	W 1-0
<b>Shots Faced</b>				
9	Nick Rimando	09/19/2009	at HOU	L 2-3
<b>Goals Allowed</b>				
3	Nick Rimando	07/18/2009	at CLB	L 1-3
3	Nick Rimando	08/23/2009	at NE	L 1-3
3	Nick Rimando	09/19/2009	at HOU	L 2-3
3	Nick Rimando	09/26/2009	at DAL	L 0-3

**TEAM HIGH GAMES (2009)**

<b>Goals</b>				
6	04/25/2009	vs. NE	W 6-0	
<b>Assists</b>				
6	04/25/2009	vs. NE	W 6-0	
<b>Shots</b>				
29	04/25/2009	vs. NE	W 6-0	
<b>Shots on Goal</b>				
13	04/25/2009	vs. NE	W 6-0	
<b>Fouls Committed</b>				
20	09/19/2009	at HOU	L 2-3	
<b>Fouls Suffered</b>				
19	04/18/2009	at NY	L 0-2	
<b>Corner Kicks</b>				
12	03/28/2009	at SEA	L 0-2	
<b>Offside</b>				
7	05/06/2009	vs. LA	T 2-2	
<b>Saves</b>				
7	08/29/2009	at KC	W 1-0	
<b>Shots Faced</b>				
9	09/19/2009	at HOU	L 2-3	
<b>Goals Allowed</b>				
3	07/18/2009	at CLB	L 1-3	
3	08/23/2009	at NE	L 1-3	
3	09/19/2009	at HOU	L 2-3	
3	09/26/2009	at DAL	L 0-3	

**TEAM LOW GAMES (2009)**

<b>Shots</b>				
2	06/20/2009	at HOU	T 1-1	
<b>Shots on Goal</b>				
0	05/02/2009	at COL	L 0-2	
<b>Fouls Committed</b>				
5	08/01/2009	at CHI	L 0-1	
<b>Fouls Suffered</b>				
4	08/01/2009	at CHI	L 0-1	
<b>Corner Kicks</b>				
0	08/29/2009	at KC	W 1-0	
<b>Offside</b>				
0	03/28/2009	at SEA	L 0-2	
0	04/11/2009	vs. DC	W 2-1	
0	05/23/2009	at DC	T 0-0	
0	09/19/2009	at HOU	L 2-3	
<b>Saves</b>				
0	08/15/2009	vs. HOU	T 0-0	
<b>Shots Faced</b>				
0	08/15/2009	vs. HOU	T 0-0	

**COLUMBUS CREW INDIVIDUAL POSTSEASON HIGH GAMES (1998-2008)**

<b>Goals</b>				
3	Stern John	11/07/1999	vs. DC	W 5-1
<b>Assists</b>				
3	Ansil Elcock	09/30/1998	vs. MET	W 5-3
3	Guillermo Barros Schelotto	11/23/2008	vs. NY	W 3-1
<b>Shots</b>				
7	Robert Warzycha	10/08/1997	vs. TB	W 2-0
7	Robert Warzycha	10/15/1997	vs. DC	L 0-1
7	Stern John	10/22/1999	at TB	W 2-0
<b>Shots on Goal</b>				
4	Stern John	11/07/1999	vs. DC	W 5-1
<b>Fouls Committed</b>				
6	Ansil Elcock	11/07/1999	vs. DC	W 5-1
<b>Fouls Suffered</b>				
9	Stern John	10/03/1998	at MET	W 1-1
9	Andy Williams	10/03/1998	at MET	W 1-1
<b>Offside</b>				
5	Stern John	10/17/1999	vs. TB	W 2-0
<b>Saves</b>				
8	Jon Busch	09/25/2002	at SJ	W 2-1
<b>Shots Faced</b>				
9	Brad Friedel	09/25/1996	vs. TB	L 0-2
9	Mark Dougherty	11/13/1999	at DC	L 0-4
9	Tom Presthus	09/26/2001	at SJ	L 0-3
9	Jon Busch	09/25/2002	at SJ	W 2-1
<b>Goals Allowed</b>				
4	Brad Friedel	10/02/1996	at TB	L 1-4
4	Mark Dougherty	11/13/1999	at DC	L 0-4

**REAL SALT LAKE INDIVIDUAL POSTSEASON HIGH GAMES (2005-08)**

<b>Goals</b>				
1	Yura Movsisyan	11/01/2008	vs. CHV	W 1-0
1	Dema Kovalenko	11/08/2008	at CHV	T 2-2
1	Javier Morales	11/08/2008	at CHV	T 2-2
<b>Assists</b>				
1	Javier Morales	11/01/2008	vs. CHV	W 1-0
1	Robbie Russell	11/01/2008	vs. CHV	W 1-0
1	Robbie Findley	11/08/2008	at CHV	T 2-2
1	Javier Morales	11/08/2008	at CHV	T 2-2
1	Robbie Russell	11/08/2008	at CHV	T 2-2
<b>Shots</b>				
5	Yura Movsisyan	11/08/2008	at CHV	T 2-2
5	Clint Mathis	11/15/2008	vs. NY	L 0-1
<b>Shots on Goal</b>				
2	6 times			
<b>Fouls Committed</b>				
6	Yura Movsisyan	11/01/2008	vs. CHV	W 1-0
6	Javier Morales	11/08/2008	at CHV	T 2-2
<b>Fouls Suffered</b>				
4	Jamison Olave	11/08/2008	at CHV	T 2-2
4	Javier Morales	11/15/2008	vs. NY	L 0-1
<b>Offside</b>				
2	Yura Movsisyan	11/08/2008	at CHV	T 2-2
2	Jamison Olave	11/15/2008	vs. NY	L 0-1
<b>Saves</b>				
5	Nick Rimando	11/15/2008	vs. NY	L 0-1
<b>Shots Faced</b>				
6	Nick Rimando	11/15/2008	vs. NY	L 0-1
<b>Goals Allowed</b>				
2	Nick Rimando	11/08/2008	at CHV	T 2-2

**TEAM POSTSEASON HIGH GAMES (1998-2008)**

<b>Goals</b>				
5	09/30/1998	vs. MET	W 5-3	
5	11/07/1999	vs. DC	W 5-1	
<b>Assists</b>				
8	11/07/1999	vs. DC	W 5-1	
<b>Shots</b>				
24	10/12/2002	at NE	T 2-2	
<b>Shots on Goal</b>				
12	10/12/2002	at NE	T 2-2	
<b>Fouls Committed</b>				
30	11/07/1999	vs. DC	W 5-1	
<b>Fouls Suffered</b>				
29	10/03/1998	at MET	W 1-1	
<b>Corner Kicks</b>				
11	10/09/2002	vs. NE	L 0-1	
11	10/12/2002	at NE	T 2-2	
<b>Offside</b>				
9	10/18/1998	vs. DC	W 4-2	
9	10/17/1999	vs. TB	W 2-0	
<b>Saves</b>				
8	09/25/1996	vs. TB	L 0-2	
8	09/25/2002	at SJ	W 2-1	
<b>Shots Faced</b>				
10	09/25/1996	vs. TB	L 0-2	
<b>Goals Allowed</b>				
4	10/02/1996	at TB	L 1-4	
4	11/13/1999	at DC	L 0-4	

**TEAM POSTSEASON HIGH GAMES (2005-08)**

<b>Goals</b>				
2	11/08/2008	at CHV	T 2-2	
<b>Assists</b>				
3	11/08/2008	at CHV	T 2-2	
<b>Shots</b>				
24	11/15/2008	vs. NY	L 0-1	
<b>Shots on Goal</b>				
9	11/01/2008	vs. CHV	W 1-0	
<b>Fouls Committed</b>				
24	11/08/2008	at CHV	T 2-2	
<b>Fouls Suffered</b>				
20	11/08/2008	at CHV	T 2-2	
<b>Corner Kicks</b>				
6	11/01/2008	vs. CHV	W 1-0	
6	11/15/2008	vs. NY	L 0-1	
<b>Offside</b>				
2	11/08/2008	at CHV	T 2-2	
2	11/15/2008	vs. NY	L 0-1	
<b>Saves</b>				
5	11/15/2008	vs. NY	L 0-1	
<b>Shots Faced</b>				
6	11/08/2008	at CHV	T 2-2	
6	11/15/2008	vs. NY	L 0-1	
<b>Goals Allowed</b>				
2	11/08/2008	at CHV	T 2-2	

**TEAM POSTSEASON LOW GAMES (1998-2008)**

<b>Shots</b>				
7	09/26/2001	at SJ	L 0-3	
7	10/23/2004	at NE	L 0-1	
<b>Shots on Goal</b>				
2	09/25/1996	vs. TB	L 0-2	
2	11/13/1999	at DC	L 0-4	
2	09/26/2001	at SJ	L 0-3	
<b>Fouls Committed</b>				
8	10/17/1999	vs. TB	W 2-0	
<b>Fouls Suffered</b>				
8	10/11/1998	at DC	L 0-2	
<b>Corner Kicks</b>				
1	11/08/2008	vs. KC	W 2-0	
<b>Offside</b>				
0	10/21/1998	at DC	L 0-3	
0	11/01/2008	at KC	T 1-1	
0	11/13/2008	vs. CHI	W 2-1	
<b>Saves</b>				
0	11/07/1999	vs. DC	W 5-1	
0	11/23/2008	vs. NY	W 3-1	

<b>Shots Faced</b>				
1	11/07/1999	vs. DC	W 5-1	
1	11/23/2008	vs. NY	W 3-1	

**TEAM POSTSEASON LOW GAMES (2005-08)**

<b>Shots</b>				
16	11/08/2008	at CHV	T 2-2	
<b>Shots on Goal</b>				
6	11/08/2008	at CHV	T 2-2	
<b>Fouls Committed</b>				
4	11/15/2008	vs. NY	L 0-1	
<b>Fouls Suffered</b>				
9	11/01/2008	vs. CHV	W 1-0	
9	11/15/2008	vs. NY	L 0-1	
<b>Corner Kicks</b>				
0	11/08/2008	at CHV	T 2-2	
<b>Offside</b>				
0	11/01/2008	vs. CHV	W 1-0	
<b>Saves</b>				
1	11/01/2008	vs. CHV	W 1-0	
<b>Shots Faced</b>				
1	11/01/2008	vs. CHV	W 1-0	



## TACTICS

While Robert Warzycha has changed little from the way the team played under Sigi Schmid, the added responsibility of a CONCACAF Champions League campaign has also led to some real squad rotation. William Hesmer is the first-choice goalkeeper, and while Gino Padula and Frankie Hejduk are regulars at fullback and Chad Marshall and Eric Brunner the preferred central defense pair; Andy Iro could fill the middle and Jed Zayner can play either fullback. Eddie Gaven and Robbie Rogers will fill the wide midfield roles, with Emmanuel Ekpo cover on either side. Gaven can also play as a driving central midfielder, with Ekpo playing on the right. Brian Carroll is the usual choice in a holding midfield role; he could be joined by Adam Moffat or Kevin Burns in a dual deep-lying axis if O'Rourke fills a central defense role as he did early in the year. Up top, Alejandro Moreno will play as the spearhead of the attack, with Guillermo Barros Schelotto filling his usual role as the playmaking underneath forward. Steven Lenhart and Jason Garey are reserve strikers -- and have partnered as a more traditional strike pair.

## HOW THEY QUALIFIED

The Columbus Crew became just the second club in MLS history to repeat as winners of the Supporters' Shield, with a league-leading 49 points. The Crew began the season winless in their first seven games (0-2-5), but lost just twice in league play from April 11-Sept. 26, including a league season-high winning streak of five games from July 18-Aug. 15. The Crew took over leadership of the Eastern Conference in late July and moved to the top of the MLS overall table in mid-September.

## STADIUM

### Columbus Crew Stadium (capacity: 20,145)

The Crew saw their 22-game league home unbeaten streak come to an end Oct. 3 in a loss to Seattle. They ended with nine wins and four draws, 31 points of a possible 45, the fourth-best home record in the league. They scored 25 goals in home games, tied for third-most in the league, while allowing 15. Away from home, the Crew finished below .500 with a 4-5-6 record, both scoring and allowing 16 goals on their travels.

## ATTACK

The Crew scored 41 goals, the fifth-most in the league. They were shut out just five times on the season, the first not coming until July 11 vs. Chicago, although three came over the final four games of the regular season. The Crew scored a season-high three goals on four occasions, including back-to-back wins vs. Real Salt Lake and Toronto, July 18-25.

## DEFENSE

The Crew allowed 31 goals in 30 games on the season, the third-best defensive record in the league and a club record for the fewest goals allowed in a single season. The Crew recorded eight defensive shutouts on the campaign, including in three consecutive games Aug. 1-15. After conceding four goals in a loss at Real Salt Lake in the third game of the season, the Crew did not allow more than two goals in a single game thereafter.

## CURRENT FORM

The Crew come into the playoffs off back-to-back losses and three in their last four games, all by shutout. They've also lost back-to-back home games after going some 16 months without a loss at Crew Stadium. Their back-to-back losses to end the season were their first since losing both ends of a road trip to Real Salt Lake and Chivas USA on April 2-5.

## COACH

**Robert Warzycha.** Sigi Schmid's chief assistant during last year's MLS Cup-winning campaign, Warzycha took the reins as head coach when Schmid left for Seattle. Warzycha had finished out the 2005 season in charge of the Crew as interim head coach, guiding the team to a 7-6-3 record. The former Polish international was a midfielder for the Crew from 1996-2002, scoring 19 goals in 160 league appearances.

## KEY ADDITIONS THIS SEASON

**Eric Brunner** has made 25 appearances in the back line after returning to the club following a year in USL1. **Emilio Renteria** was a late-season addition to the strike corps.

## KEY ABSENCES

Backup goalkeeper Andy Gruenebaum is out for the season with a hip injury. 2008 MLS Defender of the Year Chad Marshall is facing a race to return to fitness, missing the last six games of the year with a knee sprain.

## KEY MAN

**Guillermo Barros Schelotto.** The reigning MLS and MLS Cup MVP, Schelotto started just four of the Crew's final 13 games, while the club was also facing its Champions League campaign. Just two of Schelotto's 12 goals this season have come since mid-June (both Sept. 20 vs. Chicago).



# COLUMBUS CREW

No.	Player	Pos	Ht	Wt	Birthdate	Birthplace	2009				CAREER				
							GP	GS	G	A	GP	GS	G	A	
1	<b>William Hesmer</b>	<b>GK</b>	6-2	195	11/23/1981	Wilson, NC	19	19	0	0	71	71	0	0	<i>Regained the starting goalkeeper job at midseason after missing nine games to a knee and back strain. Second in MLS with 10 shutouts in 2009.</i>
2	<b>Frankie Hejduk</b>	<b>DF</b>	5-8	155	08/05/1974	La Mesa, CA	14	14	1	3	177	171	12	23	<i>U.S. international right back who has played just 13 games this season while also battling a variety of ailments</i>
3	<b>Alex Grendi</b>	<b>MF</b>	5-11	165	07/07/1987	Cold Spring Harbor, NY	3	1	0	1	3	1	0	1	<i>Third-round selection in the 2009 SuperDraft (No. 45 overall) out of Duke who recorded an assist in his MLS debut in the season opener</i>
4	<b>Gino Padula</b>	<b>DF</b>	5-9	167	07/11/1976	Buenos Aires, Argentina	27	27	1	4	41	41	1	4	<i>Veteran Argentinean left back in his second season with the Crew. Scored his first MLS goal Oct. 10 vs. New England.</i>
5	<b>Danny O'Rourke</b>	<b>MF</b>	6-0	165	05/31/1983	Columbus, OH	26	26	0	1	122	120	0	8	<i>Product of Indiana Univ. who has figured both as a holding midfielder and a central defender. Came to Columbus in 2006 after one year at San Jose</i>
6	<b>Andy Iro</b>	<b>DF</b>	6-5	205	11/26/1984	Liverpool, England	11	8	1	0	29	19	2	0	<i>First-round selection in the 2008 SuperDraft (No. 6 overall) out of UC-Santa Barbara who has seen regular time as a center back</i>
7	<b>Guillermo Barros Schelotto</b>	<b>FW</b>	5-8	160	05/04/1973	Buenos Aires, Argentina	24	21	12	3	73	67	24	33	<i>The 2008 MLS MVP after scoring seven goals and adding 19 assists, he is third in MLS with 12 goals this year (scoring 10 by mid-June).</i>
8	<b>Duncan Oughton</b>	<b>MF</b>	5-9	160	06/14/1977	Wellington, New Zealand	9	2	0	1	133	93	3	13	<i>New Zealand international who is a reserve central midfielder. In his eighth MLS season, all with the Crew.</i>
9	<b>Jason Garey</b>	<b>FW</b>	6-0	180	07/19/1984	Baton Rouge, LA	15	8	4	2	61	31	13	4	<i>Reserve forward in his fourth season with Columbus who scored three goals in a two-game span July 18-25.</i>
10	<b>Alejandro Moreno</b>	<b>FW</b>	5-9	170	07/08/1979	Barquisimeto, Venezuela	22	17	4	1	200	154	43	28	<i>Venezuelan international who scored 16 league goals in his first two years with Columbus, adding four this year. Now in his eighth MLS season.</i>
12	<b>Eddie Gaven</b>	<b>MF</b>	6-0	165	10/25/1986	Hamilton, NJ	30	27	6	0	180	162	34	25	<i>Though just 23 years of age, now in his seventh MLS season, fourth with the Crew. Has once again appeared in 20-plus games (sixth time in career)</i>
14	<b>Chad Marshall</b>	<b>DF</b>	6-4	190	08/22/1984	Riverside, CA	18	18	4	0	143	140	12	7	<i>Defending MLS Defender of the Year has made just five appearances over the second half of season after U.S. call-up and knee injury.</i>
15	<b>Kevin Burns</b>	<b>MF</b>	6-1	175	03/22/1985	Indianapolis, IN	8	4	0	0	8	4	0	0	<i>In his second season with the Crew, re-signed by the club at the start of the season. Made his MLS debut on May 27 vs. San Jose.</i>
16	<b>Brian Carroll</b>	<b>MF</b>	5-10	155	07/20/1981	Springfield, VA	26	26	0	1	177	162	3	14	<i>After appearing in all 30 games last year, missed two games at midseason to a shoulder injury. First-choice in a holding midfield role.</i>
17	<b>Emmanuel Ekpo</b>	<b>MF</b>	6-2	165	12/20/1987	Ekor, Nigeria	28	22	2	6	45	29	4	7	<i>Pacy winger who won a silver medal with Nigeria in the Beijing Olympics. In his second season with the Crew after playing in his native land.</i>
19	<b>Robbie Rogers</b>	<b>MF</b>	5-10	165	05/12/1987	Huntington Beach, CA	22	20	1	5	59	52	10	9	<i>U.S. national team regular whose lone goal in 2009 came Aug. 9. In his third MLS season after playing with SC Heerenveen in the Netherlands.</i>
20	<b>Emilio Renteria</b>	<b>FW</b>	5-9	178	10/02/1984	Caracas, Venezuela	5	2	0	0	5	2	0	0	<i>Colombian striker signed in August. Most recently played for Caracas FC in Venezuela; his MLS debut came Sept. 20.</i>
22	<b>Adam Moffat</b>	<b>MF</b>	6-0	175	05/15/1986	Glasgow, Scotland	12	6	1	0	20	13	3	0	<i>Reserve midfielder signed late in 2007 after playing for Cleveland City Stars of USL2. Also played in Scotland with Elgin City and Ross County.</i>
23	<b>Eric Brunner</b>	<b>DF</b>	6-4	170	02/12/1986	Dublin, OH	25	23	1	1	25	23	1	1	<i>A second-round pick by New York in the 2008 SuperDraft, Brunner moved to USL1 Miami FC that May, then was signed this year the Crew.</i>
24	<b>Jed Zayner</b>	<b>DF</b>	5-11	165	12/13/1984	Valparaiso, IN	20	16	0	1	28	18	0	1	<i>Fourth-year defender out of Indiana who has overcome three injury-plagued years to gain regular time this year, mostly at right back</i>
25	<b>Kenny Schoeni</b>	<b>GK</b>	6-3	185	01/04/1984	Cincinnati, OH	0	0	0	0	0	0	0	0	<i>Spent the 2009 season with USL1 Miami FC before being signed in September. With the Crew in 2008 but did not play.</i>
26	<b>Cory Elenio</b>	<b>MF</b>	6-1	165	08/14/1986	Ann Arbor, MI	1	0	0	0	2	0	0	0	<i>Second-year player, a second-round selection in the 2008 Supplemental Draft, whose lone appearance came March 28.</i>
30	<b>Andy Gruenebaum</b>	<b>GK</b>	6-1	200	12/30/1982	Kansas City, MO	10	10	0	0	24	23	0	0	<i>Fourth-year goalkeeper who has matched his career-high with 10 appearances this season. First round pick in the 2006 Supplemental Draft.</i>
32	<b>Steven Lenhart</b>	<b>FW</b>	6-1	190	08/28/1986	Jacksonville, FL	26	10	3	2	36	13	7	2	<i>Fourth-round selection in the 2008 SuperDraft out of Azusa Pacific who scored four goals in his rookie season.</i>

HEAD COACH : Robert Warzycha

03/20/1953

W20 L13 T13



2009 COLUMBUS CREW STATISTICS (13-7-10, 49 pts.)

UNF	POS	PLAYER	GP	GS	MIN	G	A	SHT	SOG	FC	FS	OFF	CK	C	E
7	F-M	Guillermo Barros Schelotto	24	21	1816	12	3	53	25	22	33	16	97	4	0
12	M-F	Eddie Gaven	30	27	2420	6	0	41	21	27	45	3	3	3	0
9	F	Jason Garey	15	8	705	4	2	16	12	8	6	6	0	1	0
10	F	Alejandro Moreno	22	17	1605	4	1	24	12	27	37	23	0	4	0
14	D	Chad Marshall	18	18	1580	4	0	18	12	15	12	1	0	1	1
32	F	Steven Lenhart	26	10	1065	3	2	32	13	33	23	15	0	4	0
17	M	Emmanuel Ekpo	28	22	1936	2	6	38	8	32	24	7	7	6	1
19	M-F	Robbie Rogers	22	20	1709	1	5	37	13	24	41	4	17	2	0
4	D	Gino Padula	27	27	2321	1	4	10	1	12	18	1	17	4	1
2	D	Frankie Hejduk	14	14	1258	1	3	8	5	9	13	3	0	5	0
23	D	Eric Brunner	25	23	2072	1	1	12	3	20	17	1	1	3	0
6	D	Andy Iro	11	8	631	1	0	4	1	12	4	0	0	1	1
22	M	Adam Moffat	12	6	531	1	0	9	1	15	5	1	0	1	1
16	M	Brian Carroll	26	26	2293	0	1	9	1	16	11	0	0	5	0
3	M	Alex Grendi	3	1	127	0	1	0	0	2	1	0	0	0	0
11	F	*Pat Noonan	5	2	206	0	1	3	2	1	1	2	0	0	0
5	M-D	Danny O'Rourke	26	26	2338	0	1	3	1	37	23	0	0	6	1
8	M	Duncan Oughton	9	2	218	0	1	3	2	3	5	1	2	0	0
24	D	Jed Zayner	20	16	1467	0	1	4	3	29	20	0	0	3	0
15	M	Kevin Burns	8	4	359	0	0	3	1	5	4	0	0	1	0
26	M	Cory Elenio	1	0	17	0	0	0	0	0	0	0	0	0	0
30	GK	Andy Gruenebaum	10	10	900	0	0	0	0	1	1	0	0	2	0
1	GK	William Hesmer	19	19	1710	0	0	0	0	0	1	0	0	1	0
20	F	Emilio Renteria	5	2	177	0	0	6	1	4	6	4	0	0	1
25	GK	Kenny Schoeni	1	1	90	0	0	0	0	0	0	0	0	0	0
37	M	Stanley Nyazamba	0	0	0	0	0	0	0	0	0	0	0	0	0
		Team totals	30	30	2700	41	33	333	138	354	375	88	144	57	7
		Opponent totals	30	30	2700	31	28	332	127	375	354	75	140	59	3

GAME-WINNING GOALS: Chad Marshall 3, Eddie Gaven 3, Guillermo Barros Schelotto 3, Jason Garey 2  
Gino Padula 1, Alejandro Moreno 1

GAME-WINNING ASSISTS: Robbie Rogers 4, Emmanuel Ekpo 3, Gino Padula 1, Alejandro Moreno 1  
Frankie Hejduk 1, Guillermo Barros Schelotto 1

PENALTY KICK GOALS/ATTEMPTS: Guillermo Barros Schelotto 3-4, Eddie Gaven 1-1

COLUMBUS CREW INDIVIDUAL GOALKEEPING

UNF	POS	GOALKEEPER	GP	GS	MIN	SHTS	SV	GA	GAA	PG	PA	W	L	T	SO
1	GK	William Hesmer	19	19	1710	86	68	18	0.95	0	0	9	4	6	7
25	GK	Kenny Schoeni	1	1	90	5	4	1	1.00	0	0	0	1	0	0
30	GK	Andy Gruenebaum	10	10	900	36	21	12	1.20	1	2	4	2	4	1
		Team totals	30	30	2700	127	93	31	1.03	1	2	13	7	10	8
		Opponent totals	30	30	2700	138	90	41	1.37	4	5	7	13	10	5

\* = Played with other teams in 2009. Only Columbus Crew statistics listed here.

COLUMBUS CREW - GAME-BY-GAME

Player	1	2	3	4	5	6	7	8	9	10	11	12	13	14	15	16	17	18	19	20	21	22	23	24	25	26	27	28	29	30
1 William Hesmer	HOU	TOR	RSL	CHV	COL	CHI	TOR	KC	LA	SJ	SEA	KC	CHV	DAL	NY	DC	CHI	RSL	TOR	COL	SJ	DAL	NY	HOU	CHI	LA	SEA	NE	DC	NE
2 Frankie Hejduk	1-1	1-1	1-4	1-2	1-1	2-2	1-1	3-2	1-1	2-1	1-1	2-0	2-1	1-2	1-0	1-1	0-0	3-1	3-2	1-0	3-0	2-0	0-1	2-1	2-2	2-0	0-1	1-0	0-1	
3 Alex Grendi	90G	90G	90G	90G	90G	90G	90D	90D	90D	90D	90D	90D	90D	90D	90D	90G	90G	90G	90G	90G	90G	90G	90G	90G	90G	90G	90G	90G	90G	
4 Gino Padula	44	73M					10																							
5 Danny O'Rourke	90D	90D	62D	90D	90D	57D	90D	90D	90D	90D	90D	90D	90D	88D	90D	90D	90D	90D	73D	90D	90D	90D	90D	72D	90D	90D	90D	90D	90D	
6 Andy Iro	90D	90D	90D	90D	90D	90D	90D	90D	89D	89M	90M	90D	90D	90D	90M	45D	90D	90D	90D	90M	90M	90M	90M	90M	90M	90M	90M	90M	90M	
7 Guillermo Barros Schelot	90F	76F	90F	90F	90F	89F	61F	90F	89F	90F	21	86F	90F	90F	90F	80F	90M	64M				10	2	88F	87F	90F	56F	90F		
8 Duncan Oughton	3				22	23		1	4		1																			
9 Jason Garey	11	90F	90F									1											72F					6	34	2
10 Alejandro Moreno	90F	28	90F	90F	90F	90F	90F	90F	90F	90F	90F	75F	90F	9	23	90F	63F	86F	90F	68F	60F	22	30	90F	18	90F	90F	21	77F	74F
11 Pat Noonan							29		3		69F	90F	15																	
12 Eddie Gaven	90M	90M	90M	84M	90M	90M	90M	89M	90M	90M	90M	90M	90M	74M	90M	90M	90M	90M	90M	90M	80M	63M	15	90M	90M	22	90M	90M	13	
14 Chad Marshall	90D	90D	90D	89D	90D	90D	90D	90D	90D	90D	90D	51D	90D	90D																
15 Kevin Burns	90M	90M	90M	90M	90M	90M	90M	90M	90M	90M	69M		26		10		10										55M	71M	84M	82M
16 Brian Carroll	87M	90M	90M	90M	90M	66M	80M	90M	86M	58M	80M	89M	84M	81M	16	80M	90M		26	24	27	89M	90M	14	68M	90M	19	65M	77M	
17 Emmanuel Ekpo	46M		62M	68M			24	90M	89M	87M	90M	90M	90M	90M	90M						66M	90M	21	76M	90M		90M	90M	90M	
19 Robbie Rogers																														
20 Emilio Renteria																														
22 Adam Moffat																														
23 Eric Brunner																														
24 Jed Zayner	90D	85D	1	87D	48	90D																								
25 Kenny Schoeni																														
26 Cory Elenio																														
30 Andy Gruenebaum																														
32 Steven Lenhart	14	28	6	3	1	90G	90G	90G	90G	90G	90G	90G	90G	90G	90G	90G	90G	90G	90G	90G	90G	90G	90G	90G	90G	90G	90G	90G	90G	
37 Stanley Nyazamba																														

"00" = 100 minutes played  
 F/M/D/G = starting position



COLUMBUS CREW - GAME-BY-GAME LOG

Game #1	03/21/2009	CLB 1 at HOU 1	T	Schelotto 1 (Garey 1, Grendi 1) 81
Game #2	03/28/2009	CLB 1 vs TOR 1	T	Schelotto 2 (penalty kick) 30
Game #3	04/02/2009	CLB 1 at RSL 4	L	Garey 1 (unassisted) 22
Game #4	04/05/2009	CLB 1 at CHV 2	L	Iro 1 (Ekpo 1) 37
Game #5	04/11/2009	CLB 1 vs COL 1	T	Marshall 3 (Ekpo 2, Padula 1) 41
Game #6	04/25/2009	CLB 2 vs CHI 2	T	Schelotto 1 (Schelotto 1) 25; Moreno 1 (unassisted) 34
Game #7	05/02/2009	CLB 1 at TOR 1	T	Ekpo 1 (unassisted) 54
Game #8	05/09/2009	CLB 3 vs KC 2	W	Ekpo 2 (unassisted) 38; Schelotto 4 (Hejduk 1) 55; Gaven 1 (Rogers 1) 78
Game #9	05/17/2009	CLB 1 at IA 1	T	Schelotto 5 (unassisted) 70
Game #10	05/27/2009	CLB 2 vs SJ 1	W	Gaven 2 (Brunner 1, Padula 2) 29; Schelotto 6 (Ekpo 3, Moreno 1) 46
Game #11	05/30/2009	CLB 1 at SEA 1	T	Moreno 2 (Noonan 1, Zayner 1) 12
Game #12	06/06/2009	CLB 2 at KC 0	W	Schelotto 7 (unassisted) 14; Schelotto 8 (penalty kick) 64
Game #13	06/14/2009	CLB 2 vs CHV 1	W	Schelotto 9 (unassisted) 61; Schelotto 10 (Padula 3) 87
Game #14	06/20/2009	CLB 1 at DAL 2	L	Brunner 1 (Schelotto 2) 17
Game #15	06/27/2009	CLB 1 vs NY 0	W	Marshall 2 (Schelotto 3) 45
Game #16	07/04/2009	CLB 1 vs DC 1	T	Moreno 3 (Lenhart 1, Ekpo 4) 59
Game #17	07/11/2009	CLB 0 at CHI 0	T	
Game #18	07/18/2009	CLB 3 vs RSL 1	W	Lenhart 1 (unassisted) 23; Garey 2 (unassisted) 31; Garey 3 (Lenhart 2, Oughton 1) 52
Game #19	07/25/2009	CLB 3 vs TOR 2	W	Gaven 3 (O'Rourke 1, Hejduk 2) 32; Lenhart 2 (Carroll 1, Garey 2) 76; Garey 4 (Hejduk 3) 92+
Game #20	08/01/2009	CLB 1 at COL 0	W	Marshall 3 (Rogers 2) 39
Game #21	08/08/2009	CLB 3 at SJ 0	W	Moreno 4 (Rogers 3, Ekpo 5) 69; Rogers 1 (unassisted) 73; Moffat 1 (Padula 4) 86
Game #22	08/15/2009	CLB 2 vs DAL 0	W	Marshall 4 (Rogers 4) 10; Gaven 4 (unassisted) 87
Game #23	08/30/2009	CLB 0 at NY 1	L	
Game #24	09/13/2009	CLB 2 vs HOU 1	W	Hejduk 1 (unassisted) 34; Gaven 5 (penalty kick) 91+
Game #25	09/20/2009	CLB 2 at CHI 2	T	Schelotto 11 (Rogers 5) 55; Schelotto 12 (penalty kick) 78
Game #26	09/26/2009	CLB 2 vs LA 0	W	
Game #27	10/03/2009	CLB 0 vs SEA 1	L	Gaven 6 (Ekpo 6) 33; Lenhart 3 (unassisted) 59
Game #28	10/10/2009	CLB 1 at NE 0	W	
Game #29	10/17/2009	CLB 0 at DC 1	L	
Game #30	10/25/2009	CLB 0 vs NE 1	L	Padula 1 (unassisted) 36

COLUMBUS CREW -CUP COMPETITIONS - GAME-BY-GAME

#	Player	U.S. OPEN CUP		CONCACAF CHAMPIONS LEAGUE								
		3R	ROCH	GrpA PRI	GrpA CAZL	GrpA SAP	GrpA CAZL	GrpA SAP	GrpA CAZL	GrpA SAP	GrpA PRI	
1	William Hesmer		1-1	90	90	90	90	90	90	90	90	90
2	Frankie Hejduk			90	90							61
3	Alex Grendi	120		90	90							90
4	Gino Padula			90	90							90
5	Danny O'Rourke	s30		90	90							90
6	Andy Iro	120		60	53							90
7	Guillermo Barros Schelotto											85
8	Duncan Oughton	120		90	90							90
9	Jason Garey	120		90	60							90
10	Alejandro Moreno	s43		90	64							85
11	Pat Noonan											90
12	Eddie Gaven			s18	90	90	90	78	s5			90
14	Chad Marshall			90	90							45
15	Kevin Burns	90						s12				90
16	Brian Carroll			90	90							90
17	Emmanuel Ekpo	s34		72	s26				s36			72
18	Kenny Schoeni											90
19	Robbie Rogers			90	78			s30	90	90		s18
20	Emilio Renteria								s32	s5		s18
22	Adam Moffat			s30	s37				90	90		s45
23	Eric Brunner	120		90	37				90	90		90
24	Jed Zayner	120		45								90
26	Cory Elenio	86										
30	Andy Gruenebaum	120										
32	Steven Lenhart	77		s45	s12	90	58					s29
37	Stanley Nyazamba	120										
U.S. OPEN CUP												
3R	06/30/2009	CLB 1 at ROCH	1	L (3-5 pens)	Oughton (Nyazamba)	37						
CONCACAF CHAMPIONS LEAGUE												
GrpA	08/18/2009	CLB 2 vs PRICO	0	W	Lenhart (Marshall)	58; Rogers (Moreno)	79					
GrpA	08/26/2009	CLB 0 at CAZUL	5	L	Gaven	5						
GrpA	09/16/2009	CLB 1 at SAPRSA	0	W								
GrpA	09/23/2009	CLB 0 vs CAZUL	2	L	Rogers	27 (pen)						
GrpA	09/29/2009	CLB 1 vs SAPRSA	1	T	Renteria	74						
GrpA	10/20/2009	CLB 1 at PRICO	1	T								

**ALL-TIME COLUMBUS CREW POSTSEASON STATISTICS (14-12-4, 44 PTS.)**

PLAYER	GP	GS	MIN	G	A
Brian McBride	22	22	1933	9	3
Stern John	10	10	894	8	2
Jeff Cunningham	16	12	1151	3	5
Jason Farrell	14	9	818	3	2
Robert Warzycha	17	13	1268	2	5
Edson Buddle	7	4	371	2	2
Thomas Dooley	10	9	816	2	1
Freddy Garcia	5	5	470	2	1
Chad Marshall	6	6	539	2	0
Ansil Elcock	14	12	1089	1	5
Alejandro Moreno	4	4	360	1	3
Brian West	16	6	618	1	2
Eddie Gaven	4	4	350	1	1
Brad Evans	4	4	360	1	0
Frankie Hejduk	6	6	540	1	0
Steven Lenhart	2	0	8	1	0
Adrian Paz	3	2	106	1	0
Robbie Rogers	4	4	358	1	0
Rob Smith	15	9	876	1	0
Dante Washington	5	2	264	1	0
A.J. Wood	3	1	100	1	0
Guillermo Barros Schelot	4	4	345	0	6
Andy Williams	7	5	417	0	6
Brian Maisonneuve	17	16	1317	0	3
Todd Yeagley	17	16	1448	0	3
Mike Clark	22	22	1869	0	2
John DeBrito	5	5	395	0	2
Kyle Martino	6	3	333	0	2
Marcelo Carrera	4	2	185	0	1
Brian Carroll	4	4	360	0	1
Pete Marino	7	0	174	0	1
Ross Paule	2	2	180	0	1
Tony Sanneh	2	2	180	0	1
Ubusuku Abukusumo	3	1	133	0	0
Shane Battelle	1	0	20	0	0
Tenywa Bonseu	2	2	180	0	0
Jon Busch	7	7	650	0	0
Paul Caligiuri	3	3	270	0	0
Eric Denton	5	5	470	0	0
Mark Dougherty	5	5	450	0	0
Mike Duhaney	2	2	103	0	0
Brian Dunseth	5	5	470	0	0
Emmanuel Ekpo	3	0	16	0	0
Simon Elliott	2	2	153	0	0
Robin Fraser	2	2	180	0	0
Brad Friedel	7	7	630	0	0
John Harkes	2	2	166	0	0
Ezra Hendrickson	1	0	1	0	0
William Hesmer	4	4	360	0	0
Ricardo Iribarren	7	7	574	0	0
Andy Iro	3	0	4	0	0
Doctor Khumalo	2	2	163	0	0
Mike Lapper	11	11	936	0	0
Chad McCarty	5	5	369	0	0
Janusz Michallik	1	1	84	0	0
Todd Miller	1	0	10	0	0
Danny O'Rourke	4	4	360	0	0
Duncan Oughton	7	7	641	0	0
Gino Padula	4	4	359	0	0
John Wilmar Perez	5	3	274	0	0
Tom Presthus	2	2	180	0	0
Jorge Salcedo	2	0	31	0	0
Juergen Sommer	5	5	450	0	0
Danny Szetela	2	0	22	0	0
Billy Thompson	7	3	290	0	0
Daniel Torres	5	2	292	0	0
Chris Wingert	2	2	134	0	0
Team totals	30	30	2720	45	61
Opponent totals	30	30	2720	46	62

**CREW INDIVIDUAL GOALKEEPING**

GOALKEEPER	GP	GS	SV	GA	GAA	SO
William Hesmer	4	4	7	3	0.75	1
Jon Busch	7	7	27	7	0.97	1
Mark Dougherty	5	5	17	7	1.40	2
Brad Friedel	7	7	34	12	1.71	1
Juergen Sommer	5	5	17	11	2.20	0
Tom Presthus	2	2	8	6	3.00	0
Team totals	30	30	111	46	1.52	5
Opponent totals	30	30	108	45	1.49	9

# REAL SALT LAKE



## TACTICS

After playing with a three-pronged attack for much of the season, Real boss Jason Kreis took advantage of a nearly three-week layoff late in the season to revert to a 4-4-2 scheme. Nick Rimando is the unquestioned first choice in goal, with the standard central defense partnership of Jamison Olave and Nat Borchers. Chris Wingert is the usual starter at either fullback spot with Robbie Russell figuring on the right, or Tony Beltran on the left. Kyle Beckerman has returned to his regular holding midfield spot, with Will Johnson and a revitalized Clint Mathis in the wide midfield spots, though Andy Williams is also likely to slot into the right-sided position. Javier Morales is the playmaking midfielder in behind the front two, comprised of Yura Movsisyan and Robbie Findley coming into the playoffs. Fabian Espindola was usually the first option as the third attacker and is also in contention to start in the strike pair.

## HOW THEY QUALIFIED

Entering the final weekend, Real Salt Lake had five teams ahead of them in the six-team scrap for the final two spots. In the end, they overcame four of those, including once again defeating Colorado on the final day to qualify and eliminate their Rocky Mountain rivals. RSL finished with 40 points from 30 matches for the second consecutive season.

## STADIUM

**Rio Tinto Stadium** (capacity: 20,008)

In their first full season in their new home, Real lost just once in 15 home matches -- a 2-0 loss to Kansas City on May 16. RSL won nine games and drew five, entering the playoffs on a 10-game home unbeaten streak. RSL led the league with 34 goals scored at home, while their 11 goals conceded were just one more than league-leader Seattle. The plus-23 home goal differential is an MLS record. On the road, however, Real won just twice with two draws, the second-worst record in MLS. They scored just nine goals on their travels (second-fewest) while allowing 24.

## ATTACK

RSL scored 43 goals on the season, tying D.C. United for the second-best attack in MLS, behind FC Dallas' 50 goals. The 43 goals are the second-most in a season in club history. They exploded for a club record six goals in a 6-0 drubbing of New England on April 25. They were shut out 10 times on the campaign, including a stretch of four out of five games after the record victory.

## DEFENSE

Real allowed 35 goals on the season, the seventh-best record in the league but the fewest number of goals the club has ever allowed in a season. RSL had 10 defensive shutouts on the season, including two in the final three games of the season to secure their postseason place. Real allowed a season-high three goals on four different occasions - including back-to-back losses at Houston and Dallas on Sept. 19-26.

## CURRENT FORM

RSL comes into the postseason with two wins in its last three games, after a three-game winless run, to secure its playoff spot. While Real haven't lost at home since their lone reversal in May, they have gone down to defeat in six of their last seven road games.

## COACH

**Jason Kreis.** The one-time MLS goalscoring king is in his third season as a head coach, having taken over for John Ellinger four games into the 2007 season. In a 12-year MLS career, Kreis scored 108 goals with 72 assists in 305 league appearances with Dallas and Salt Lake, moving from the field to the coaching ranks with his retirement.

## KEY ADDITIONS THIS SEASON

**Pablo Campos** contributed two goals after coming from San Jose in a trade. **Rachid El Khalifi** has figured only in a reserve role after being signed at the midseason transfer window.

## KEY ABSENCES

Real is mainly healthy entering the playoffs, with no players listed on the club's injury report with serious ailments.

## KEY MAN

**Robbie Findley.** Tied for third in MLS with 12 goals -- including two in the all-important season-ending win against Colorado -- Findley has this season shown the kind of defense stretching ability that makes the RSL attack such a threat.



# REAL SALT LAKE

No.	Player	Pos	Ht	Wt	Birthdate	Birthplace	2009				CAREER			
							GP	GS	G	A	GP	GS	G	A
1	<b>Chris Seitz</b>	<b>GK</b>	6-3	236	03/12/1987	San Luis Obispo, CA	4	4	0	0	7	7	0	0
<i>Made his first appearance in two seasons in May, then suffered a shoulder injury two weeks later. In his third season out of Maryland.</i>														
2	<b>Tony Beltran</b>	<b>DF</b>	5-8	150	10/11/1987	Claremont, CA	23	21	0	0	38	31	0	1
<i>Second-year man who play either fullback position. No. 3 overall selection in 2008 SuperDraft out of UCLA.</i>														
3	<b>Robbie Russell</b>	<b>DF</b>	6-2	205	07/16/1979	Accra, Ghana	19	18	0	2	30	25	0	2
<i>Versatile veteran in second MLS season who can play fullback, center back and holding midfield. Played two seasons in Denmark, six in Norway.</i>														
4	<b>Jamison Olave</b>	<b>DF</b>	6-3	210	04/21/1981	Medellin, Colombia	25	24	3	0	48	47	5	0
<i>Physically imposing Colombian center back in his second season in MLS. Spent his first seven seasons in his homeland, last with Deportivo Cali.</i>														
5	<b>Kyle Beckerman</b>	<b>MF</b>	5-10	165	04/23/1982	Crofton, MD	25	25	3	2	218	193	19	21
<i>Has become a regular at U.S. national team level and scored first international goal. In 10th MLS season, third with Real Salt Lake.</i>														
6	<b>Nat Borchers</b>	<b>DF</b>	6-2	175	04/13/1981	Tucson, AZ	30	30	1	0	142	141	3	3
<i>In his second season with RSL after returning to MLS following two years in Norway. Only Real player to start all 30 league games this season.</i>														
7	<b>Alex Nimo</b>	<b>MF</b>	5-5	140	03/21/1990	Monrovia, Liberia	0	0	0	0	0	0	0	0
<i>U.S. youth international who was a second-round selection in the 2008 SuperDraft.</i>														
8	<b>Will Johnson</b>	<b>MF</b>	5-10	160	01/21/1987	Toronto, Ontario, Canada	26	26	1	3	41	36	4	3
<i>Canadian international who has made an impact since coming back to MLS last year following two seasons in Holland. Scored 2008 Goal of the Year.</i>														
10	<b>Robbie Findley</b>	<b>FW</b>	5-9	165	08/04/1985	Phoenix, AZ	27	18	12	4	81	47	26	9
<i>His 12 goals are second-highest season total in RSL history. Scored club's first-ever hat trick April 2 vs. Columbus. In fourth MLS season.</i>														
11	<b>Javier Morales</b>	<b>MF</b>	5-9	143	01/10/1980	Buenos Aires, Argentina	26	24	1	5	62	58	8	22
<i>Seasoned playmaker in his third MLS season. Spent nine years in Argentina before moving to Spain in 2006, where he played with Vecindario</i>														
12	<b>Jean Alexandre</b>	<b>MF</b>	5-11	190	08/24/1986	Haiti	4	0	0	0	4	0	0	0
<i>Haitian international who was the club's first-round pick (12th overall) in the 2009 SuperDraft out of Lynn Univ. Spent time on loan with USL1 Austin.</i>														
14	<b>Yura Movsisyan</b>	<b>FW</b>	6-0	180	08/02/1987	Baku, Azerbaijan, USSR	26	19	8	2	81	42	20	3
<i>Fourth-year forward and last year's playoffs hero who has 15 goals in the last two seasons. Fourth pick in 2006 draft out of Pasadena (Calif.) C.C.</i>														
16	<b>Fabian Espindola</b>	<b>FW</b>	5-9	160	05/04/1985	Buenos Aires, Argentina	22	17	3	3	46	33	10	5
<i>Returned to RSL in May after moving to Venezuelan outfit Deportivo Anzoategui in offseason. Played two seasons in Argentina, two in Ecuador.</i>														
17	<b>Chris Wingert</b>	<b>DF</b>	5-10	155	06/16/1982	Babylon, NY	30	27	0	3	140	112	0	10
<i>First-choice at either fullback spot, now in his sixth MLS season, acquired by RSL from Colorado last June. Began his pro career with Columbus.</i>														
18	<b>Nick Rimando</b>	<b>GK</b>	5-9	184	06/17/1979	Montclair, CA	26	26	0	1	228	228	0	6
<i>Tied Pat Onstad for fifth in MLS career shutouts with his final day performance vs. Colorado. In his 10th MLS season, his third with RSL.</i>														
19	<b>Pablo Campos</b>	<b>FW</b>	6-3	200	11/29/1983	Sao Paulo, Brazil	25	14	4	5	25	14	4	5
<i>Acquired in trade with San Jose in mid-July. U.S. college product who led PDL in scoring in 2007 before moving to GAIS Goteborg in Sweden.</i>														
20	<b>Ned Grabavoy</b>	<b>MF</b>	5-7	160	07/01/1983	Joliet, IL	20	8	0	2	114	78	5	16
<i>Acquired by RSL on waivers before start of season. Played three seasons with LA, moving to Columbus in 2006 then to San Jose for 2008.</i>														
21	<b>Rachid El Khalifi</b>	<b>MF</b>	5-10	156	06/16/1979	Rotterdam, Netherlands	4	3	0	0	4	3	0	0
<i>Signed with RSL after 10 seasons in his homeland with Cambuur-Leewarden, Emmen and Dordrecht. Wide player comfortable on both flanks.</i>														
22	<b>Nelson Gonzalez</b>	<b>MF</b>	5-6	154	09/22/1988	Buenos Aires, Argentina	0	0	0	0	0	0	0	0
<i>20-year-old acquired on loan in August from second division Quilmes Atletico Club, where he spent two seasons.</i>														
23	<b>Raphael Cox</b>	<b>MF</b>	5-6	140	07/07/1986	Tacoma, WA	6	2	1	0	6	2	1	0
<i>Fourth-round selection out of Univ. of Washington in 2009 SuperDraft whose first professional goal came July 18 vs. Columbus.</i>														
24	<b>Kyle Reynish</b>	<b>GK</b>	6-3	193	11/03/1983	Valencia, CA	1	0	0	0	1	0	0	0
<i>Third-year goalkeeper out of UC-Santa Barbara whose MLS debut came May 2 at Colorado in a relief role.</i>														
25	<b>Tino Nunez</b>	<b>FW</b>	5-8	180	08/22/1984	Long Beach, CA	3	0	0	0	12	2	1	0
<i>Spent most of 2009 on extended loan with USL2 side Harrisburg City Islanders. A product of UC-Santa Barbara.</i>														
33	<b>David Horst</b>	<b>DF</b>	6-4	210	10/25/1985	Pine Grove, PA	2	1	0	0	3	2	0	0
<i>Reserve defender who missed two months of the season with knee surgery. Also spent time on loan to USL-1 Austin Aztex.</i>														
77	<b>Andy Williams</b>	<b>MF</b>	5-8	171	09/23/1977	Toronto, Ontario, Canada	23	7	2	6	271	191	27	78
<i>Jamaican international in his 12th MLS season and an RSL original. Inspiration who declined invitation to play for his country in 2009 Gold Cup.</i>														
84	<b>Clint Mathis</b>	<b>MF</b>	5-10	170	11/25/1976	Conyers, GA	28	24	2	7	249	201	61	52
<i>At age 32, former iconic U.S. international made the most appearances in his 11 MLS seasons since his rookie season. In his second year with RSL.</i>														

HEAD COACH : Jason Kreis

12/29/1972

W27 L35 T24

2009 REAL SALT LAKE STATISTICS (11-12-7, 40 pts.)

UNF	POS	PLAYER	GP	GS	MIN	G	A	SHT	SOG	FC	FS	OFF	CK	C	E
10	F	Robbie Findley	27	18	1751	12	4	60	26	9	18	15	0	2	0
14	F	Yura Movsisyan	26	19	1731	8	2	64	29	22	24	10	2	3	0
19	F	Pablo Campos (TOT)	25	14	1011	4	5	21	16	29	20	7	0	3	0
19	F	Pablo Campos (RSL)	11	5	400	2	3	10	8	11	3	2	0	1	0
16	F	Fabian Espindola	22	17	1511	3	3	45	20	37	20	21	0	3	1
5	M	Kyle Beckerman	25	25	2218	3	2	39	17	42	22	3	4	10	0
4	D	Jamison Olave	25	24	2039	3	0	12	8	34	15	1	0	6	3
84	M	Clint Mathis	28	24	1926	2	7	31	11	23	10	1	17	5	1
77	M	Andy Williams	23	7	780	2	6	19	9	12	13	1	11	3	0
11	M	Javier Morales	26	24	2076	1	5	36	16	30	55	2	113	6	0
8	M	Will Johnson	26	26	2305	1	3	48	22	26	28	2	8	8	0
6	D	Nat Borchers	30	30	2679	1	0	12	6	26	10	1	0	5	0
23	M	Raphael Cox	6	2	208	1	0	1	1	1	2	0	0	0	0
22	F	Luis Miguel Escalada	5	1	126	1	0	4	2	2	0	5	0	0	0
17	D	Chris Wingert	30	27	2432	0	3	9	2	31	22	0	3	3	0
20	M	Ned Grabavoy	20	8	765	0	2	7	2	8	11	0	0	1	1
3	D-M	Robbie Russell	19	18	1552	0	2	15	3	21	7	0	0	5	1
18	GK	Nick Rimando	26	26	2285	0	1	0	0	1	2	0	0	1	0
12	M	Jean Alexandre	4	0	99	0	0	2	0	1	1	0	0	0	0
2	D	Tony Beltran	23	21	1860	0	0	7	2	28	13	0	0	7	0
21	M-F	Rachid El Khalifi	4	3	178	0	0	2	0	3	4	0	2	0	0
33	D	David Horst	2	1	86	0	0	0	0	1	4	0	0	0	0
13	D	Ian Joy	1	0	7	0	0	0	0	1	0	0	0	0	0
25	F	Tino Nunez	3	0	18	0	0	0	0	0	0	0	0	0	0
24	GK	Kyle Reynish	1	0	55	0	0	0	0	0	0	0	0	0	0
1	GK	Chris Seitz	4	4	360	0	0	0	0	0	1	0	0	0	0
22	M-F	Nelson Gonzalez	0	0	0	0	0	0	0	0	0	0	0	0	0
		Own-goals received				3									
		Team totals	30	30	2700	43	43	423	184	370	308	64	160	69	8
		Opponent totals	30	30	2700	35	36	311	130	308	370	54	148	60	5

GAME-WINNING GOALS: Robbie Findley 3, Yura Movsisyan 2, Pablo Campos 2, Andy Williams 1  
Jamison Olave 1, Javier Morales 1

GAME-WINNING ASSISTS: Andy Williams 2, Robbie Findley 2, Fabian Espindola 2, Kyle Beckerman 2  
Robbie Russell 1, Nick Rimando 1, Javier Morales 1, Clint Mathis 1  
Will Johnson 1

PENALTY KICK GOALS/ATTEMPTS: Will Johnson 1-1, Robbie Findley 1-1

REAL SALT LAKE INDIVIDUAL GOALKEEPING

UNF	POS	GOALKEEPER	GP	GS	MIN	SHTS	SV	GA	GAA	PG	PA	W	L	T	SO
18	GK	Nick Rimando	26	26	2285	108	73	29	1.14	0	2	10	10	6	9
1	GK	Chris Seitz	4	4	360	20	13	5	1.25	1	1	1	2	1	1
24	GK	Kyle Reynish	1	0	55	2	1	1	1.64	0	0	0	0	0	0
		Team totals	30	30	2700	130	87	35	1.17	1	3	11	12	7	10
		Opponent totals	30	30	2700	184	137	43	1.43	2	2	12	11	7	10

\* = Played with other teams in 2009. Only Real Salt Lake statistics listed here.

REAL SALT LAKE - GAME-BY-GAME

#	Player	1	2	3	4	5	6	7	8	9	10	11	12	13	14	15	16	17	18	19	20	21	22	23	24	25	26	27	28	29	30			
		SEA	CLB	DC	NY	NE	COL	LA	CHV	KC	DC	SJ	COL	LA	HOU	TOR	SJ	CLB	DAL	CHI	SEA	HOU	NE	CHV	KC	CHI	HOU	DAL	NY	TOR	COL			
		0-2	4-1	2-1	0-2	6-0	0-2	2-2	0-1	0-2	0-0	1-2	1-1	2-0	1-1	3-0	1-1	1-3	4-2	0-1	1-0	0-0	1-3	4-0	1-0	1-1	2-3	0-3	2-0	0-1	3-0			
1	Chris Seitz							90G	90G	90G																								
2	Tony Beltran	83D	90D	59D			16	90D			90D		90D	90D	90D	83D	72D	45D	80	90D	90D	86D	90D	90D		90D		90D	90D	76D	90D			
3	Robbie Russell				90D	90D	90D	90D	90D	90D	90D	82D		27	90D	90D	90D	10D				83D	90D		90D		90D		90D	90D	90D			
4	Jamison Olave	90D	90D	90D			90D	41D	90D	90D	90D	90D	90D	90D	58D	18	90D	90D	90D	90D	90D	90D	90D	90D	90D	90D	90D	90D	90D	90D	90D			
5	Kyle Beckerman	90M	90M	90M	90M	90M	90M	90M	90M	90M	90M	90M	90M	90M	90M	89M																		
6	Nat Borchers	90D	90D	90D	90D	90D	90D	69D	90D	90D	90D	90D	90D	90D	90D	90D	90D	90D	90D	90D	90D	90D	90D	90D	90D	90D	90D	90D	90D	90D	90D			
7	Alex Nimmo																																	
8	Will Johnson	90M	90M	90M	90M	90M	90M	90M	90M	90M	90M	90M	90M	90M	90M	90M																		
10	Robbie Findley	74F	69F	89F	78F	90F	90F	90F	23	76F	87F	35	76F													28	60F	90F	45	90F	90F	90F	90F	90F
11	Javier Morales	90M	85M	90M	90M	68M	90M			90M	89M	90M															90M	90M	90M	90M	90M	90M	90M	
12	Jean Alexandre																																	
13	Ian Joy																																	
14	Yura Movsisyan	90F	90F	90F	90F	72F	66F	56F	75F	63F	29	34	90F	90F	82F	90F	90F	90F	45	45F														
15	Kyle Davies																																	
16	Fabian Espindola																																	
17	Chris Wingert	90D	90D	90D	90D	90D	90D	90D	90D	90D	76D	3	90D	7	90D	90D	89D	90D	90D	90D	90G	90G	90G	90G	90G	90G	90G	90G	90G	90G	90G	90G	90G	
18	Nick Rimando	90G	90G	90G	90G	90G	35G																											
19	Pablo Campos																																	
20	Ned Grabavoy																																	
21	Rachid El Khalifi																																	
22	Luis Miguel Escalada																																	
22	Nelson Gonzalez																																	
23	Raphael Cox																																	
24	Kyle Reynish																																	
25	Tino Nunez																																	
33	David Horst																																	
77	Andy Williams	16	21	1	12	16																												
84	Clint Mathis	88M	75M	74M	82M	74M	74M	90M	75M	90M	61F	26	90M	79F	76F	90F	90M	90M	89F	90F	67F	45F												

"00" = 100 minutes played  
 F/M/D/G = starting position

Played for other teams:  
 Pablo Campos played 611 minutes for SJ



REAL SALT LAKE - GAME-BY-GAME LOG

Game #1	03/28/2009	RSL 0 at SEA 2	L
Game #2	04/02/2009	RSL 4 vs CLB 1	W
Game #3	04/11/2009	RSL 2 vs DC 1	W
Game #4	04/18/2009	RSL 0 at NY 2	L
Game #5	04/25/2009	RSL 6 vs NE 0	W
Game #6	05/02/2009	RSL 0 at COL 2	L
Game #7	05/06/2009	RSL 2 vs IA 2	T
Game #8	05/09/2009	RSL 0 at CHV 1	L
Game #9	05/16/2009	RSL 0 vs KC 2	L
Game #10	05/23/2009	RSL 0 at DC 0	T
Game #11	05/30/2009	RSL 1 at SJ 2	L
Game #12	06/06/2009	RSL 1 vs COL 1	T
Game #13	06/13/2009	RSL 2 at IA 0	W
Game #14	06/20/2009	RSL 1 at HOU 1	T
Game #15	06/27/2009	RSL 3 vs TOR 0	W
Game #16	07/03/2009	RSL 1 vs SJ 1	T
Game #17	07/18/2009	RSL 1 at CLB 3	L
Game #18	07/24/2009	RSL 4 vs DAL 2	W
Game #19	08/01/2009	RSL 0 at CHI 1	L
Game #20	08/08/2009	RSL 1 vs SEA 0	W
Game #21	08/15/2009	RSL 0 vs HOU 0	T
Game #22	08/23/2009	RSL 1 at NE 3	L
Game #23	08/26/2009	RSL 4 vs CHV 0	W
Game #24	08/29/2009	RSL 1 at KC 0	W
Game #25	09/12/2009	RSL 1 vs CHI 1	T
Game #26	09/19/2009	RSL 2 at HOU 3	L
Game #27	09/26/2009	RSL 0 at DAL 3	L
Game #28	10/14/2009	RSL 2 vs NY 0	W
Game #29	10/17/2009	RSL 0 at TOR 1	L
Game #30	10/24/2009	RSL 3 vs COL 0	W

Findley 1 (unassisted) 2; Findley 2 (unassisted) 29; Findley 3 (Movsisyan 1, Mathis 1) 62; Beckerman 1 (Mathis 2) 67  
 Olave 1 (Johnson 1, Findley 1) 40; Morales 1 (Findley 2, Beckerman 1) 80  
 Olave 2 (Morales 1) 53; Mathis 1 (Morales 2) 55; Movsisyan 1 (Mathis 3) 70;  
 Escalada 1 (Russell 1, Grabavoy 1) 81; Williams 1 (unassisted) 85; Findley 4 (Williams 1) 89  
 Findley 5 (Mathis 4) 34; Johnson 1 (penalty kick) 92+  
 Findley 6 (Morales 3) 80  
 Movsisyan 2 (Espindola 1) 79  
 Movsisyan 3 (Mathis 5) 13; Borchers 1 (unassisted) 51  
 Espindola 1 (Movsisyan 2, Wingert 1) 28  
 Movsisyan 4 (unassisted) 21; Beckerman 2 (Morales 4, Mathis 6) 44; Mathis 2 (Grabavoy 2) 78  
 own goal (Leitch) 91+  
 Cox 1 (Campos 3, Wingert 2) 76  
 Movsisyan 5 (Johnson 2) 55; Findley 7 (penalty kick) 62; own goal (Torres) 88; Movsisyan 6 (unassisted) 93+  
 Findley 8 (Rimando 1) 62  
 own goal (Barnes) 85  
 Campos 3 (Beckerman 2, Espindola 2) 43; Espindola 2 (unassisted) 75; Findley 9 (Wingert 3) 85;  
 Findley 10 (Mathis 7) 90  
 Campos 4 (Williams 3) 72  
 Olave 3 (Williams 3) 72  
 Beckerman 3 (Campos 4, Williams 4) 27; Movsisyan 7 (Campos 5) 60  
 Williams 2 (Findley 3, Johnson 3) 80; Espindola 3 (unassisted) 90  
 Findley 11 (Espindola 3, Williams 5) 15; Findley 12 (Williams 6) 33; Movsisyan 8 (Morales 5) 85





ECSF: CREW v REAL

REAL SALT LAKE - CUP COMPETITIONS - GAME-BY-GAME

		U.S. OPEN CUP	
#	Player	Q1	SEA
1	Chris Seltz	90	1-4
2	Tony Beltran	90	
3	Robbie Russell	90	
4	Jamison Olave	45	
5	Kyle Beckerman	66	
6	Nat Borchers	s45	
7	Alex Nimo		
8	Will Johnson	71	
10	Robbie Findley	90	
11	Javier Morales		
12	Jean Alexandre	s24	
13	Ian Joy		
14	Yura Movsisyan	s33	
15	Kyle Davies		
17	Chris Wingert		
18	Nick Rimando		
20	Ned Grabavoy	90	
22	Luis Miguel Escalada	57	
23	Raphael Cox	s19	
24	Kyle Reynish		
25	Tino Nunez		
33	David Horst	90	
77	Andy Williams	90	
84	Clint Mathis		

U.S. OPEN CUP  
 Q1 04/28/2009 RSL 1 at SEA 4 L Johnson (unassisted) 32



ECSF: CREW v REAL

**ALL-TIME REAL SALT LAKE POSTSEASON STATISTICS (1-1-1, 4 PTS.)**

PLAYER	GP	GS	MIN	G	A
Javier Morales	3	3	267	1	2
Dema Kovalenko	2	2	149	1	0
Yura Movsisyan	3	3	259	1	0
Robbie Russell	3	2	207	0	2
Robbie Findley	3	0	72	0	1
Kyle Beckerman	3	3	270	0	0
Nat Borchers	3	3	270	0	0
Kenny Deuchar	1	0	1	0	0
Fabian Espindola	2	0	9	0	0
Will Johnson	3	3	270	0	0
Ian Joy	1	1	63	0	0
Clint Mathis	3	3	251	0	0
Jamison Olave	3	3	246	0	0
Nick Rimando	3	3	270	0	0
Andy Williams	3	1	96	0	0
Chris Wingert	3	3	270	0	0
Team totals	3	3	270	3	5
Opponent totals	3	3	270	3	1

REAL SALT LAKE INDIVIDUAL GOALKEEPING

GOALKEEPER	GP	GS	SV	GA	GAA	SO
Nick Rimando	3	3	9	3	1.00	1
Team totals	3	3	9	3	1.00	1
Opponent totals	3	3	18	3	1.00	1

**2008 SEASON RECORDS**

	GP	W-L-T	PTS	GF	GA
Fire	30	11-7-12	45	39	34
at home	15	5-4-6	21	16	17
Revolution	30	11-10-9	42	33	37
at home	15	7-4-4	25	22	16

**LEAGUE ALL-TIME HEAD-TO-HEAD**

**ALL-TIME (36 meetings):**  
Revolution 13 wins, 50 goals ...  
Fire 15 wins, 51 goals ... Ties 8

*AT CHICAGO: (18 meetings):*  
CHI 8 wins, 29 goals ... NE 4 wins, 22 goals ... Ties 6

*AT FOXBOROUGH: (18 meetings):*  
NE 9 wins, 28 goals ... CHI 7 wins, 22 goals ... Ties 2

**2009 (MLS)**  
5/9: CHI 1, NE 1 (Conde 36 - Joseph 49)  
10/17: NE 0, CHI 0

**MLS CUP PLAYOFFS HISTORY**

**SERIES:** NE 4, CHI 3  
**ALL-TIME:** NE 6 wins, 12 GF ... CHI 6 wins, 17 GF ... 1 tie  
**LAST MEETING:**  
2008 ECSF (NE 0 - CHI 0; CHI 3 - NE 0)

**WHERE THE GOALS COME FROM**

FIRE			REVOLUTION	
F	A		F	A
39	34	GOALS SCORED	33	37
69	79	MINUTES PER GOAL	82	73

**HOW SCORED**

FIRE			REVOLUTION	
16	20	RIGHT FOOT	17	17
15	8	LEFT FOOT	6	14
7	6	HEADERS	10	6
1	0	OTHER	0	0

**TYPE OF PLAY**

FIRE			REVOLUTION	
22	15	OPEN PLAY	14	16
7	5	CROSS	11	6
2	2	CORNER	0	5
0	2	REBOUND	1	0
4	5	PENALTIES	5	2
1	2	DIRECT FROM FREE KICK	1	3
1	2	FREE KICK (INDIRECT)	1	1
2	1	OWN GOALS	0	4

**DISTANCE**

FIRE			REVOLUTION	
4	7	INSIDE GOAL AREA	8	12
29	20	INSIDE PENALTY AREA	22	17
6	7	OUTSIDE PENALTY AREA	3	8

**MLS CUP PLAYOFFS GAME GUIDE**



**SERIES SCHEDULE**

Sun. Nov. 1, Gillette Stadium  
Foxborough, Mass.  
2 p.m. ET (FSC/FSE)

Sat. Nov. 7, Toyota Park  
Bridgeview, Ill.  
7:30 p.m. CT ( FSC/FSE)

**ROSTERS**

**CHICAGO FIRE**  
**GOALKEEPERS**  
1 Jon Busch  
40 Andrew Dykstra  
**DEFENDERS**  
2 C.J. Brown  
5 Tim Ward  
6 Brandon Prideaux  
7 Logan Pause  
22 Wilman Conde  
24 Daniel Woolard  
25 Gonzalo Segares  
26 David Myrie  
32 Dasan Robinson  
34 Austin Washington  
**MIDFIELDERS**  
9 Baggio Husidic  
11 John Thorrington  
16 Marco Pappa  
18 Mike Banner  
21 Justin Mapp  
**FORWARDS**  
3 Calen Carr  
10 Cuauhtemoc Blanco  
14 Patrick Nyarko  
17 Chris Rolfe  
20 Brian McBride  
23 Stefan Dimitrov  
29 Peter Lowry

**N.E. REVOLUTION**  
**GOALKEEPERS**  
1 Matt Reis  
24 Brad Knighton  
34 Bobby Shuttleworth  
**DEFENDERS**  
2 Amaechi Igwe  
3 Chris Albright  
4 Gabriel Badilla  
5 Emmanuel Osei  
6 Jay Heaps  
8 Chris Tierney  
25 Darius Barnes  
30 Kevin Alston  
**MIDFIELDERS**  
7 Wells Thompson  
13 Jeff Larentowicz  
14 Steve Ralston  
16 Mauricio Castro  
19 Michael Videira  
21 Shalrie Joseph  
26 Nico Colaluca  
28 Pat Phelan  
31 Sainey Nyassi  
**FORWARDS**  
9 Stephane Assengue  
10 Edgaras Jankauskas  
11 Kheli Dube  
29 Kenny Mansally

available rosters

**RECORD AT HALFTIME**

(W-L-T)	LEAD	TIED	TRAIL	SCORE	ALLOW
CHI	4-0-4	6-0-5	1-7-3	8-0-5	3-7-4
NE	3-0-2	5-3-4	3-7-3	8-1-3	3-9-4

**TEAM COMPARISONS (averages per game)**

	FIRE		REVOLUTION	
	FOR	AGAINST	FOR	AGAINST
GOALS SCORED	1.30	1.13	1.10	1.23
TOTAL SHOTS	11.86	11.20	9.67	14.20
SHOTS ON GOAL	5.00	4.53	4.43	6.30
SHOOTING ACCURACY	42%	40%	46%	44%
SCORING PERCENTAGE	11.0%	10.1%	11.4%	8.7%
FOULS	8.37	12.40	10.87	12.90
CORNER KICKS	6.10	4.27	3.93	5.67
OFFSIDE	2.33	1.40	2.10	1.87

**TEAM LEADERS**

**FIRE**  
G: 7 McBride  
A: 8 Blanco  
SHT: 62 Rolfe  
SOG: 29 Pappa  
FC: 28 Pappa/Thorrington  
FS: 39 Blanco  
OF: 37 Nyarko  
C: 6 Thorrington  
E: 2 Thorrington

**REVOLUTION**  
G: 8 Dube/Joseph  
A: 8 Joseph  
SHT: 49 Dube  
SOG: 24 Dube  
FC: 45 Larentowicz  
FS: 39 Joseph  
OF: 16 Joseph  
C: 9 Thompson  
E: 1 4 players tied

**GOALSCORING RECORD**

	GP	GOALS SCORED IN GAME				TOT	AVG
		0	1	2	3+		
CHI	30	8	9	9	4	0	39 1.30
NE	30	8	14	6	1	1	33 1.10

	GP	GOALS ALLOWED IN GAME					TOT	AVG
		0	1	2	3	4+		
CHI	30	10	9	8	3	0	34 1.13	
NE	30	8	15	3	2	2	37 1.23	

**GOALS BY INTERVALS**

	Total	GOALS SCORED					
		1-15	16-30	31-45	46-60	61-75	76-90
CHI	39	4	3	9	6	3	14
NE	33	3	5	1	8	6	10

	Total	GOALS ALLOWED					
		1-15	16-30	31-45	46-60	61-75	76-90
CHI	34	7	5	7	6	3	6
NE	37	6	4	8	5	6	8

**GAME-BY-GAME: WON/LOST/TIED**

Fire WTWTT TTTWW WLLLW TWTWL WLWLT TTLTW  
Revolution WTWTL LTTLW WLLTW WTLWW WLLTW LTLTW

FIRE v REVOLUTION – 2009 LEAGUE BOXSCORES

**CHICAGO FIRE 1, NEW ENGLAND REVOLUTION 1**

May 9, 2009 -- Toyota Park

Scoring Summary:

CHI--Conde 1 (Blanco 4) 36  
NE--Joseph 2 (unassisted) 49

The New England Revolution came back for a 1-1 draw in the first meeting between the teams, May 9 at Toyota Park. The Fire opened the scoring in the 36th minute. Cuauhtemoc Blanco swung in a corner from the left and it fell right to Wilman Conde in the mixer, who after a touch lashed it into the lower left corner. But the Revolution pulled level four minutes after the break. A Jeff Larentowicz cross-shot from the right corner of the penalty area took a deflection off Conde and skipped straight to Shalrie Joseph at the left post, and he made no mistake in finishing off his second goal on the campaign.

FIRE (4-3-1-2): Jon Busch – Tim Ward, Wilman Conde, Bakary Soumare, Brandon Prideaux – John Thorrington, Logan Pause, Marco Pappa (Justin Mapp 70) – Cuauhtemoc Blanco – Chris Rolfe (Patrick Nyarko 63), Brian McBride. Substitutes Not Used: Mike Banner, C.J. Brown, Andrew Dykstra, Dasan Robinson, Austin Washington

TOTAL SHOTS: 5 (Larentowicz 2); SHOTS ON GOAL: 3 (Larentowicz 2); FOULS: 11 (Larentowicz 3, Phelan 3); OFFSIDE: 4; CORNER KICKS: 1; SAVES: Reis 6; CAUTIONS: Larentowicz 50, Heaps 79; EJECTIONS: None.

REVOLUTION (4-4-2): Matt Reis – Jay Heaps, Darrius Barnes, Emmanuel Osei, Kevin Alston – Wells Thompson, Pat Phelan (Kenny Mansally 78), Jeff Larentowicz, Chris Tierney – Shalrie Joseph, Kheli Dube (Steve Ralston 59). Substitutes Not Used: Stephane Assengue, Amaechi Igwe, Brad Knighton, Sainey Nyassi, Michael Videira

TOTAL SHOTS: 12 (Blanco 3); SHOTS ON GOAL: 7 (Conde 2); FOULS: 6 (Prideaux 4); OFFSIDE: 1; CORNER KICKS: 8; SAVES: Busch 2; CAUTIONS: None; EJECTIONS: None.

Referee: Mark Geiger  
Referee's Assistants: Eric Boria, Adam Garner  
4th Official: Abiodun Okulaja.  
Attendance: 11,288.  
Temperature: 55 and Partly Cloudy.

**NEW ENGLAND REVOLUTION 0, CHICAGO FIRE 0**

October 17, 2009 -- Gillette Stadium

Scoring Summary:

None

With a playoff spot on the line for both teams, the Fire and Revolution played to a scoreless draw in the season's penultimate week at Gillette Stadium. In the end, neither team could break through for a decisive goal. Jon Busch made seven saves in the Chicago goal while New England's Matt Reis contributed four. There was a dramatic incident in the 62nd minute when Chris Rolfe went down in the area as Reis slid to knock the ball away with the Fire striker in alone on goal, but referee Jorge Gonzalez booked Rolfe for simulation.

REVOLUTION (4-4-2): Matt Reis – Kevin Alston, Darrius Barnes, Emmanuel Osei, Jay Heaps – Sainey Nyassi (Wells Thompson 80), Shalrie Joseph, Jeff Larentowicz, Kenny Mansally (Mauricio Castro 58) – Edgaras Jankauskas, Kheli Dube (Nico Colaluca 85). Substitutes Not Used: Amaechi Igwe, Brad Knighton, Pat Phelan, Chris Tierney

TOTAL SHOTS: 10 (Rolfe 3); SHOTS ON GOAL: 4 (Rolfe 2); FOULS: 7 (Nyarko 2, Robinson 2); OFFSIDE: 4; CORNER KICKS: 3; SAVES: Busch 7; CAUTIONS: Banner 5, Rolfe 62; EJECTIONS: None.

FIRE (4-1-3-2): Jon Busch – Brandon Prideaux, C.J. Brown, Dasan Robinson, Mike Banner – Logan Pause – Chris Rolfe (Calen Carr 90), Baggio Husidic, Marco Pappa (Cuauhtemoc Blanco 68) – Patrick Nyarko (Daniel Woolard 91+), Brian McBride. Substitutes Not Used: Andrew Dykstra, Peter Lowry, Justin Mapp, Austin Washington

TOTAL SHOTS: 15 (Jankauskas 5); SHOTS ON GOAL: 7 (Larentowicz 2, Nyassi 2); FOULS: 10 (Jankauskas 6); OFFSIDE: 1; CORNER KICKS: 6; SAVES: Reis 4; CAUTIONS: Nyassi 41; EJECTIONS: None.

Referee: Jorge Gonzalez  
Referee's Assistants: Greg Barkey, Thomas Supple  
4th Official: Silviu Petrescu.  
Attendance: 18,064.  
Temperature: 49 and Partly Cloudy.

### CHICAGO FIRE PLAYOFF HISTORY

PLAYOFF HISTORY

vs. Team	No. of Series	Series W-L	GP	W-L-T	OT	ShO	GF	GA	Mtg.	Round	Series Result
Colorado	1	1-0	2	2-0-0	0-0-0	1-0	2	1	1998	West Semifinals	Won 2 games to 0
Columbus	1	0-1	1	0-1-0	0-0-0	0-0	1	2	2008	Semifinals	Lost 1 games to 0
D.C. United	4	4-0	7	5-0-2	0-0-0	0-0	13	2	2007	Quarterfinals	Won 1 games to 0
FC Dallas	2	1-1	6	3-2-1	0-0-1	0-0	12	6	2001	Quarterfinals	Won 7 pts. to 1
Kansas City	1	0-1	1	0-1-0	0-0-0	0-0	0	1	2000	MLS Cup '00	Lost MLS Cup '00
Los Angeles	2	1-1	5	2-2-1	0-2-1	1-0	4	5	2001	Semifinals	Lost 7 pts. to 1
New England	7	3-4	13	6-6-1	1-1-0	0-0	17	12	2008	Quarterfinals	Won 1 games to 0
MetroStars-NY	1	1-0	3	2-1-0	0-0-0	0-0	6	4	2000	Semifinals	Won 6 pts. to 3
San Jose	1	0-1	1	0-1-0	0-0-0	0-0	2	4	2003	MLS Cup '03	Lost MLS Cup '03
<b>TOTALS</b>	<b>20</b>	<b>11-9</b>	<b>39</b>	<b>20-14-5</b>	<b>1-3-2</b>	<b>2-0</b>	<b>57</b>	<b>37</b>			

### CHICAGO FIRE -- ALL-TIME POSTSEASON RESULTS

DATE	OPPONENT	RESULT	ATT.	W-L-T	RD.	GOALS:
10/01/1998	Colorado	W 2-1	12,610	1-0-0	QTR	CHI: Kubik (50); COL: Waldir (79)
10/05/1998	at Colorado	W 1-0	6,582	2-0-0	QTR	CHI: Kubik (42)
10/10/1998	at Los Angeles	W 1-0	25,107	3-0-0	SEM	CHI: Marsch (86)
10/16/1998	Los Angeles	W 2-1	32,744	4-0-0	SEM	CHI: Nowak (31); LA: Pena (37)
10/25/1998	D.C. United	W 2-0	51,350	5-0-0	FIN	CHI: Podbrozny (29) Gutierrez (45)
10/16/1999	at Dallas	L 1-2	10,980	0-1-0	QTR	CHI: Ball (79); DAL: Graziani (52) Santel (75)
10/23/1999	Dallas	W 4-0	13,197	1-1-0	QTR	CHI: Nowak (18) Kosecki (36) Razov (43) Kovalenko (46)
10/27/1999	at Dallas	L 2-3	9,795	1-2-0	QTR	CHI: Nowak (3) Marsch (5); DAL: Deering (55) Rodriguez (84) Graziani (86)
09/15/2000	New England	W 2-1	10,476	1-0-0	QTR	CHI: own goal (54) Kovalenko (73); NE: Harris (50)
09/19/2000	at New England	L 1-2	10,723	1-1-0	QTR	CHI: Kovalenko (83); NE: Wynalda (18) Wright (86)
09/22/2000	New England	W 6-0	5,972	2-1-0	QTR	CHI: Razov (5,65) Stoitchkov (14,17) Nowak (47) George (75)
09/26/2000	MetroStars	W 3-0	7,141	3-1-0	SEM	CHI: Stoitchkov (21) Kovalenko (35) Razov (84)
09/30/2000	at MetroStars	L 0-2	15,476	3-2-0	SEM	MET: Chung (40) Valencia (84)
10/06/2000	MetroStars	W 3-2	10,133	4-2-0	SEM	CHI: Brown (3) Stoitchkov (31) Razov (88); MET: Valencia (32,36)
10/15/2000	at Kansas City	L 0-1	39,159	4-3-0	FIN	KC: Molnar (11)
09/20/2001	Dallas	W 2-0	8,314	1-0-0	QTR	CHI: Bocanegra (40) Whitfield (90)
09/23/2001	at Dallas	T 1-1 (OT)	17,149	1-0-1	QTR	CHI: J. Beasley (84); DAL: Deering (27)
09/29/2001	Dallas	W 2-0	12,811	2-0-1	QTR	CHI: Kovalenko (17) Armas (55)
10/10/2001	Los Angeles	T 1-1 (OT)	10,388	2-0-2	SEM	CHI: Wynalda (32); LA: Hernandez (44)
10/13/2001	at Los Angeles	L 0-1 (OT)	10,100	2-1-2	SEM	LA: Vagenas (94)
10/17/2001	Los Angeles	L 1-2 (OT)	13,444	2-2-2	SEM	CHI: D. Beasley (30); LA: Califf (44) Cienfuegos (98)
09/26/2002	at New England	L 0-2	6,306	0-1-0	QTR	NE: Twellman (13) Hernandez (60)
09/29/2002	New England	W 2-1	9,434	1-1-0	QTR	CHI: Razov (43,76); NE: Kamler (28)
10/02/2002	at New England	L 0-2	6,954	1-2-0	QTR	NE: Kamler (12) Twellman (65)
11/01/2003	at D.C. United	W 2-0	15,202	1-0-0	QTR	CHI: Williams (4) Razov (90)
11/09/2003	D.C. United	W 2-0	15,312	2-0-0	QTR	CHI: Ralph (17) Razov (55)
11/14/2003	New England	W 1-0 (OT)	14,610	3-0-0	SEM	CHI: Armas (101)
11/23/2003	San Jose	L 2-4	27,000	3-1-0	FIN	CHI: Beasley (49) own goal (54); SJ: Ekelund (5) Donovan (38,71) Mulrooney (50)
10/21/2005	D.C. United	T 0-0	11,493	0-0-1	QTR	
10/30/2005	at D.C. United	W 4-0	20,089	1-0-1	QTR	CHI: Stewart (10) Guerrero (37,45) Marsch (67)
11/06/2005	at New England	L 0-1	18,118	1-1-1	SEM	NE: Dempsey (4)
10/22/2006	New England	W 1-0	10,217	1-0-0	QTR	CHI: Mapp (35)
10/28/2006	at New England	L 1-2 (OT)	9,372	1-1-0	QTR	CHI: Jaqua (18); NE: Twellman (41) Noonan (58)
10/25/2007	D.C. United	W 1-0	17,834	1-0-0	QTR	CHI: Rolfe (14)
11/01/2007	at D.C. United	T 2-2	19,438	1-0-1	QTR	CHI: Barrett (31) Rolfe (33); DC: Simms (69) Gomez (74)
10/25/2007	D.C. United	W 1-0	17,834	1-0-0	QTR	CHI: Rolfe (14)
11/01/2007	at D.C. United	T 2-2	19,438	1-0-1	QTR	CHI: Barrett (31) Rolfe (33); DC: Simms (69) Gomez (74)
11/08/2007	at New England	L 0-1	10,317	1-1-1	SEM	NE: Twellman (38)
10/30/2008	at New England	T 0-0	5,221	0-0-1	QTR	
11/06/2008	New England	W 3-0	17,312	1-0-1	QTR	CHI: Rolfe (45) Conde (49) Segares (74)
11/13/2008	at Columbus	L 1-2	14,688	1-1-1	SEM	CHI: McBride (29); CLB: Marshall (49) Gaven (55)

**NEW ENGLAND REVOLUTION PLAYOFF HISTORY**

PLAYOFF HISTORY

vs. Team	No. of Series	Series					Last					Series Result
		W-L	GP	W-L-T	OT	ShO	GF	GA	Mtg.	Round		
Chicago	7	4-3	13	6-6-1	1-1-0	0-0	12	17	2008	Quarterfinals	Lost 1 games to 0	
Columbus	2	2-0	5	2-0-3	0-0-2	0-0	5	3	2004	Quarterfinals	Won 1 games to 0	
D.C. United	3	1-2	4	1-3-0	0-1-0	0-2	6	8	2006	Semifinals	Won 1 games to 0	
Los Angeles	2	0-2	2	0-2-0	0-2-0	0-0	0	2	2005	MLS Cup '05	Lost MLS Cup '05	
MetroStars-NY	3	3-0	6	3-1-2	0-0-0	0-0	7	3	2007	Quarterfinals	Won 1 games to 0	
Houston	2	0-2	2	0-2-0	0-1-0	0-1	2	3	2007	MLS Cup '07	Lost MLS Cup '07	
<b>TOTALS</b>	<b>19</b>	<b>10-9</b>	<b>32</b>	<b>12-14-6</b>	<b>1-5-2</b>	<b>0-3</b>	<b>32</b>	<b>36</b>				

**NEW ENGLAND REVOLUTION -- ALL-TIME POSTSEASON RESULTS**

DATE	OPPONENT	RESULT	ATT.	W-L-T	RD.	GOALS:
10/05/1997	at D.C. United	L 1-4	12,540	0-1-0	QTR	NE: Burns (89); DC: Wegerle (13,56) Moreno (65,76)
10/08/1997	D.C. United	L 1-2	16,233	0-2-0	QTR	NE: Moore (72); DC: Williams (53)
DATE	OPPONENT	RESULT	ATT.	W-L-T	RD.	GOALS:
09/15/2000	at Chicago	L 1-2	10,476	0-1-0	QTR	NE: Harris (50); CHI: own goal (54) Kovalenko (73)
09/19/2000	Chicago	W 2-1	10,723	1-1-0	QTR	NE: Wynalda (18) Wright (86); CHI: Kovalenko (83)
09/22/2000	at Chicago	L 0-6	5,972	1-2-0	QTR	CHI: Razov (5,65) Stoitchkov (14,17) Nowak (47) George (75)
DATE	OPPONENT	RESULT	ATT.	W-L-T	RD.	GOALS:
09/26/2002	Chicago	W 2-0	6,306	1-0-0	QTR	NE: Twellman (13); Hernandez (60)
09/29/2002	at Chicago	L 1-2	9,434	1-1-0	QTR	NE: Kamler (28); CHI: Razov (43,76)
10/02/2002	Chicago	W 2-0	6,954	2-1-0	QTR	NE: Kamler (12); Twellman (65)
10/06/2002	Columbus	T 0-0 (OT)	11,387	2-1-1	SEM	
10/09/2002	at Columbus	W 1-0	10,245	3-1-1	SEM	NE: Heaps (3)
10/12/2002	Columbus	T 2-2 (OT)	9,216	3-1-2	SEM	NE: Ralston (17); Harris (47) CLB: McBride (80) Washington (85)
10/22/2002	at Los Angeles	L 0-1 (OT)	61,316	3-2-2	FIN	LA: Ruiz (113)
DATE	OPPONENT	RESULT	ATT.	W-L-T	RD.	GOALS:
11/01/2003	at MetroStars	W 2-0	10,211	1-0-0	QTR	NE: Fabbro (17) Noonan (65)
11/09/2003	MetroStars	T 1-1	14,823	1-0-1	QTR	NE: Noonan (21); MET: Guevara (45)
11/14/2003	at Chicago	L 0-1 (OT)	14,610	1-1-1	SEM	CHI: Armas (101)
DATE	OPPONENT	RESULT	ATT.	W-L-T	RD.	GOALS:
10/23/2004	Columbus	W 1-0	5,679	1-0-0	QTR	NE: John (25)
10/31/2004	at Columbus	T 1-1	15,224	1-0-1	QTR	NE: Twellman (81); CLB: Buddle (90)
11/06/2004	at D.C. United	L 3-3 (OT)	21,201	1-1-1	SEM	NE: Twellman (17) Ralston (44) Noonan (85); DC: Eskandarian (11) Moreno (21) Gomez (67)
DATE	OPPONENT	RESULT	ATT.	W-L-T	RD.	GOALS:
10/22/2005	at MetroStars	L 0-1	10,003	0-1-0	QTR	MET: Guevara (34)
10/29/2005	MetroStars	W 3-1	9,581	1-1-0	QTR	NE: Cancela (68) Noonan (73) Smith (83); MET: Djorkaeff (59)
11/06/2005	Chicago	W 1-0	18,118	2-1-0	SEM	NE: Dempsey (4)
11/13/2005	Los Angeles	L 0-1 (OT)	21,193	2-2-0	FIN	LA: Ramirez (105)
DATE	OPPONENT	RESULT	ATT.	W-L-T	RD.	GOALS:
10/22/2006	at Chicago	L 0-1	10,217	0-1-0	QTR	CHI: Mapp (35)
10/28/2006	Chicago	W 2-1 (OT)	9,372	1-1-0	QTR	NE: Twellman (41) Noonan (58); CHI: Jaqua (18)
11/05/2006	at D.C. United	W 1-0	19,552	2-1-0	SEM	NE: Twellman (4)
11/12/2006	Houston	L 1-1 (OT)	22,427	2-2-0	FIN	NE: Twellman (113); HOU: Ching (114)
DATE	OPPONENT	RESULT	ATT.	W-L-T	RD.	GOALS:
10/27/2007	at New York	T 0-0	14,165	0-0-1	QTR	
11/03/2007	New York	W 1-0	10,116	1-0-1	QTR	NE: Twellman (64)
DATE	OPPONENT	RESULT	ATT.	W-L-T	RD.	GOALS:
10/27/2007	at New York	T 0-0	14,165	0-0-1	QTR	
11/03/2007	New York	W 1-0	10,116	1-0-1	QTR	NE: Twellman (64)
11/08/2007	Chicago	W 1-0	10,317	2-0-1	SEM	NE: Twellman (38)
11/18/2007	Houston	L 1-2	39,859	2-1-1	FIN	NE: Twellman (20); HOU: Ngwenya (61) De Rosario (74)
DATE	OPPONENT	RESULT	ATT.	W-L-T	RD.	GOALS:
10/30/2008	Chicago	T 0-0	5,221	0-0-1	QTR	
11/06/2008	at Chicago	L 0-3	17,312	0-1-1	QTR	CHI: Rolfe (45) Conde (49) Segares (74)





# ECSF: FIRE v REVOLUTION

## CHICAGO FIRE v NEW ENGLAND REVOLUTION PLAYOFF HISTORY

### 2000 MLS CUP PLAYOFFS QUARTERFINALS

DATE: September 15, 2000 -- Soldier Field  
 NE--Harris 1 (Baba 1) 50  
 CHI--own goal (Wright) 54  
 CHI--Kovalenko 1 (Stoitchkov 1, Razov 1) 73

DATE: September 19, 2000 -- Foxboro Stadium  
 NE--Wynalda 1 (Harris 1) 18  
 CHI--Kovalenko 2 (Bonseu 1) 83  
 NE--Wright 1 (Morales 1) 86

DATE: September 22, 2000 -- Soldier Field  
 CHI--Razov 1 (Beasley 1, Stoitchkov 2) 5  
 CHI--Stoitchkov 1 (Kovalenko 1, Razov 2) 14  
 CHI--Stoitchkov 2 (Razov 3, Brown 1) 17  
 CHI--Nowak 1 (Stoitchkov 3, Razov 4) 47  
 CHI--Razov 2 (Stoitchkov 4, Nowak 1) 65  
 CHI--George 1 (Razov 5, Sorber 1) 75

### 2002 MLS CUP PLAYOFFS QUARTERFINALS

DATE: September 26, 2002 -- Gillette Stadium  
 NE--Twellman 1 (Franchino 1) 13  
 NE--Hernandez 1 (unassisted) 60

DATE: September 29, 2002 -- Cardinal Stadium  
 NE--Kamler 1 (unassisted) 28  
 CHI--Razov 1 (penalty kick) 43  
 CHI--Razov 2 (Gray 1, Bocanegra 1) 76

DATE: October 2, 2002 -- Gillette Stadium  
 NE--Kamler 2 (Cullen 1, Harris 1) 12  
 NE--Twellman 2 (Hernandez 1) 65

### 2003 EASTERN CONFERENCE CHAMPIONSHIP

DATE: November 14, 2003 -- Soldier Field  
 CHI--Armas 1 (Ralph 1, Mapp 1) 101

### 2005 EASTERN CONFERENCE CHAMPIONSHIP

DATE: November 6, 2005 -- Gillette Stadium

Scoring Summary:  
 NE--Dempsey 1 (Joseph 1, Hernandez 1) 4

CHICAGO FIRE--Zach Thornton, C.J. Brown, Jim Curtin, Gonzalo Segares, Thiago, Ivan Guerrero, Jesse Marsch (Samuel Caballero 82), Logan Pause, Jack Stewart, Nate Jaqua (Chad Barrett 43), Chris Rolfe (Andy Herron 71).

NEW ENGLAND REVOLUTION--Matt Reis, Joe Franchino, Jay Heaps, Michael Parkhurst, Clint Dempsey, Daniel Hernandez, Shalrie Joseph, Steve Ralston (Jose Cancela 68), James Riley, Pat Noonan, Taylor Twellman.

Referee: Terry Vaughn  
 Referee's Assistants: George Gansner, Craig Lowry; 4th  
 Official: Alex Prus.  
 Attendance: 18,118.  
 Temperature: 59 and Cloudy.

### 2006 EASTERN CONFERENCE SEMIFINALS

DATE: October 22, 2006 -- Toyota Park

Scoring Summary:  
 CHI--Mapp 1 (free kick) 35

NEW ENGLAND REVOLUTION--Matt Reis, Jay Heaps, Avery John, Michael Parkhurst, Andy Dorman, Joe Franchino (Khano Smith 76), Shalrie Joseph, Jeff Larentowicz (Daniel Hernandez 68), Steve Ralston, Clint Dempsey (Jose Manuel Abundis 82), Taylor Twellman.

CHICAGO FIRE--Matt Pickens, C.J. Brown, Dasan Robinson, Tony Sanneh, Chris Armas, Ivan Guerrero, Nate Jaqua, Justin Mapp, Gonzalo Segares, Andy Herron (Diego Gutierrez 78), Chris Rolfe (Calen Carr 85).

DATE: October 28, 2006 -- Gillette Stadium

Scoring Summary:  
 CHI--Jaqua 1 (Mapp 1) 18  
 NE--Twellman 1 (Franchino 1, Dorman 1) 41  
 NE--Noonan 1 (unassisted) 58

Penalty Kick Shootout:  
 CHI--Thiago, Saved; NE --Cancela, Goal; CHI--Gutierrez, Goal;  
 NE --Reis, Goal; CHI--Herron, Goal; NE --Noonan, Goal; CHI--  
 Guerrero, Saved; NE --Twellman, Goal

CHICAGO FIRE--Matt Pickens, C.J. Brown, Dasan Robinson, Tony Sanneh, Chris Armas, Ivan Guerrero, Nate Jaqua, Justin Mapp (Calen Carr 98), Gonzalo Segares (Diego Gutierrez 47+), Andy Herron, Chris Rolfe (Thiago 64).

NEW ENGLAND REVOLUTION--Matt Reis, Jay Heaps, Avery John, Michael Parkhurst, Andy Dorman, Joe Franchino, Daniel Hernandez, Jeff Larentowicz (Khano Smith 54), Steve Ralston (Jose Cancela 85), Jose Manuel Abundis (Pat Noonan 47+), Taylor Twellman.

### 2007 EASTERN CONFERENCE CHAMPIONSHIP

DATE: November 8, 2007 -- Gillette Stadium

Scoring Summary:  
 NE--Twellman 2 (Thompson 1) 38

CHICAGO FIRE--Matt Pickens, C.J. Brown, Dasan Robinson (Diego Gutierrez 46+), Gonzalo Segares, Chris Armas, Cuauhtemoc Blanco, Wilman Conde, Logan Pause (Calen Carr 88), Chris Rolfe, Chad Barrett (Justin Mapp 77), Paulo Wanchope.

NEW ENGLAND REVOLUTION--Matt Reis, Jay Heaps, Avery John, Michael Parkhurst, Shalrie Joseph, Jeff Larentowicz, Steve Ralston, Khano Smith, Wells Thompson (James Riley 82), Pat Noonan (Adam Cristman 86), Taylor Twellman.

### 2008 EASTERN CONFERENCE SEMIFINALS

DATE: October 30, 2008 -- Gillette Stadium

Scoring Summary:  
 None

CHICAGO FIRE--Jon Busch, Wilman Conde, Brandon Prideaux, Gonzalo Segares, Bakary Soumare, Justin Mapp, Logan Pause, Chris Rolfe (Mike Banner 85), John Thorrrington, Cuauhtemoc Blanco, Brian McBride.

NEW ENGLAND REVOLUTION--Matt Reis, Chris Albright, Jay Heaps, Michael Parkhurst, Chris Tierney, Mauricio Castro (Wells Thompson 86), Shalrie Joseph, Jeff Larentowicz, Sainey Nyassi, Kheli Dube, Kenny Mansally.

DATE: November 6, 2008 -- Toyota Park

Scoring Summary:  
 CHI--Rolfe 1 (unassisted) 47+  
 CHI--Conde 1 (Mapp 1) 49  
 CHI--Segares 1 (Rolfe 1) 74

NEW ENGLAND REVOLUTION--Matt Reis, Chris Albright (Ejected 83), Jay Heaps, Amaechi Igwe (Gabriel Badilla 73), Michael Parkhurst, Mauricio Castro, Shalrie Joseph, Jeff Larentowicz (Pat Phelan 39), Sainey Nyassi, Kheli Dube (Wells Thompson 81), Kenny Mansally.

CHICAGO FIRE--Jon Busch, Wilman Conde, Brandon Prideaux, Gonzalo Segares, Bakary Soumare, Justin Mapp (Daniel Woolard 77), Logan Pause, Chris Rolfe (Stephen King 85), John Thorrrington, Cuauhtemoc Blanco, Brian McBride.



ECSF: FIRE v REVOLUTION

2009 CHICAGO FIRE VS. NEW ENGLAND REVOLUTION (0-0-2)

UNF	POS	PLAYER	GP	GS	MIN	G	A	SHT	SOG	FC	FS	OFF	CK	C	E	CP
22	DEF	Wilman Conde	1	1	90	1	0	2	2	0	1	0	0	0	0	0
10	MID	Cuauhtemoc Blanco	2	1	112	0	1	3	1	0	1	1	9	0	0	0
18	D/M	Mike Banner	1	1	90	0	0	0	0	1	0	0	0	1	0	0
2	DEF	C.J. Brown	1	1	90	0	0	0	0	0	3	0	0	0	0	0
1	GK	Jon Busch	2	2	180	0	0	0	0	0	0	0	0	0	0	0
3	FWD	Calen Carr	1	0	1	0	0	0	0	0	0	0	0	0	0	0
9	MID	Baggio Husidic	1	1	90	0	0	2	0	0	2	0	0	0	0	0
21	MID	Justin Mapp	1	0	20	0	0	0	0	0	0	0	0	0	0	0
20	FWD	Brian McBride	2	2	180	0	0	4	2	1	2	1	0	0	0	0
14	FWD	Patrick Nyarko	2	1	116	0	0	1	1	3	0	1	0	0	0	0
16	MID	Marco Pappa	2	2	138	0	0	2	1	0	0	1	2	0	0	0
7	MID	Logan Pause	2	2	180	0	0	0	0	0	1	0	0	0	0	0
6	DEF	Brandon Prideaux	2	2	180	0	0	1	0	5	2	0	0	0	0	0
32	DEF	Dasan Robinson	1	1	90	0	0	0	0	2	1	0	0	0	0	0
17	FWD	Chris Rolfe	2	2	152	0	0	4	3	0	2	1	0	1	0	0
4	DEF	Bakary Soumare	1	1	90	0	0	1	1	0	0	0	0	0	0	0
11	MID	John Thorrington	1	1	90	0	0	2	0	1	2	0	0	0	0	0
5	DEF	Tim Ward	1	1	90	0	0	0	0	0	1	0	0	0	0	0
24	DEF	Daniel Woolard	1	0	1	0	0	0	0	0	0	0	0	0	0	0
-----																
Team totals			2	2	180	1	1	22	11	13	21	5	11	2	0	0
Opponent totals			2	2	180	1	0	20	10	21	13	5	7	3	0	0

GAME-WINNING GOALS: None  
 GAME-WINNING ASSISTS: None  
 PENALTY KICK GOALS/ATTEMPTS: None

UNF	POS	GOALKEEPER	GP	GS	MIN	SHTS	SV	GA	GAA	PG	PA	W	L	T	SO	O'TIME
1	GK	Jon Busch	2	2	180	10	9	1	0.50	0	0	0	0	2	1	0-0-0
-----																
Team totals			2	2	180	10	9	1	0.50	0	0	0	0	2	1	0-0-0
Opponent totals			2	2	180	11	10	1	0.50	0	0	0	0	2	1	0-0-0

2009 NEW ENGLAND REVOLUTION VS. CHICAGO FIRE (0-0-2)

UNF	POS	PLAYER	GP	GS	MIN	G	A	SHT	SOG	FC	FS	OFF	CK	C	E	CP
21	MID	Shalrie Joseph	2	2	180	1	0	1	1	2	2	3	0	0	0	0
30	DEF	Kevin Alston	2	2	180	0	0	0	0	1	0	0	0	0	0	0
25	DEF	Darrius Barnes	2	2	180	0	0	0	0	0	0	0	0	0	0	0
16	MID	Mauricio Castro	1	0	32	0	0	0	0	0	0	0	0	0	0	0
26	MID*	Nico Colaluca	1	0	5	0	0	0	0	0	0	0	0	0	0	0
11	FWD	Kheli Dube	2	2	144	0	0	3	1	3	4	1	0	0	0	0
6	DEF	Jay Heaps	2	2	180	0	0	2	1	1	1	0	0	1	0	0
10	FWD	Edgaras Jankauskas	1	1	90	0	0	5	0	6	1	1	0	0	0	0
13	MID	Jeff Larentowicz	2	2	180	0	0	4	4	3	1	0	0	1	0	0
29	F/M	Kenny Mansally	2	1	70	0	0	2	1	0	0	0	6	0	0	0
31	MID	Sainey Nyassi	1	1	80	0	0	2	2	1	1	0	0	1	0	0
5	DEF	Emmanuel Osei	2	2	180	0	0	1	0	0	1	0	0	0	0	0
28	MID	Pat Phelan	1	1	78	0	0	0	0	3	0	0	0	0	0	0
14	F/M	Steve Ralston	1	0	31	0	0	0	0	0	0	0	0	0	0	0
1	GK	Matt Reis	2	2	180	0	0	0	0	0	1	0	0	0	0	0
7	MID	Wells Thompson	2	1	100	0	0	0	0	0	1	0	0	0	0	0
8	D/M	Chris Tierney	1	1	90	0	0	0	0	1	0	0	1	0	0	0
-----																
Team totals			2	2	180	1	0	20	10	21	13	5	7	3	0	0
Opponent totals			2	2	180	1	1	22	11	13	21	5	11	2	0	0

GAME-WINNING GOALS: None  
 GAME-WINNING ASSISTS: None  
 PENALTY KICK GOALS/ATTEMPTS: None

UNF	POS	GOALKEEPER	GP	GS	MIN	SHTS	SV	GA	GAA	PG	PA	W	L	T	SO	O'TIME
1	GK	Matt Reis	2	2	180	11	10	1	0.50	0	0	0	0	2	1	0-0-0
-----																
Team totals			2	2	180	11	10	1	0.50	0	0	0	0	2	1	0-0-0
Opponent totals			2	2	180	10	9	1	0.50	0	0	0	0	2	1	0-0-0



**CHICAGO FIRE 2009 SCHEDULE - REGULAR SEASON TOTALS**

DAY	DATE	OPPONENT	RESULT	ATT.	W-L-T	POS.	PTS	NOTES:
Sat.	Mar. 21	at FC Dallas	W 3-1	15,905	1-0-0	T1	3	CHI: Mapp (38) McBride (51) Blanco (90); DAL: Cooper (9)
Sat.	Mar. 28	at D.C. United	T 1-1	15,895	1-0-1	T1	4	CHI: Nyarko (53); DC: Emilio (7)
Sun.	Apr. 5	New York	W 1-0	11,633	2-0-1	T1	7	CHI: Pappa (33)
Sat.	Apr. 11	at San Jose	T 3-3	9,717	2-0-2	1	8	CHI: Pappa (41) McBride (57) Rolfe (85); SJ: Johnson (14) Convey (43) Alvarez (75)
Sat.	Apr. 18	Kansas City	T 2-2	10,782	2-0-3	1	9	CHI: McBride (13,20); KC: Wolff (78,89)
Sat.	Apr. 25	at Columbus	T 2-2	16,628	2-0-4	0	10	CHI: McBride (86) Segares (88); CLB: Marshall (25) Moreno (34)
Sat.	May 2	Seattle	T 1-1	10,288	2-0-5	3	11	CHI: Pappa (68); SEA: Marshall (74)
Sat.	May 9	New England	T 1-1	11,288	2-0-6	3	12	CHI: Conde (36); NE: Joseph (49)
Sat.	May 16	at Toronto FC	W 2-0	20,006	3-0-6	0	15	CHI: Rolfe (59) McBride (81)
Sun.	May 24	at New York	W 1-0	10,762	4-0-6	1	18	CHI: Rolfe (45)
Thu.	May 28	at Chivas USA	W 3-2	20,379	5-0-6	1	21	CHI: Blanco (25,90) Nyarko (89); CHV: Nagamura (16) Galindo (37)
Sun.	May 31	FC Dallas	L 0-3	13,120	5-1-6	1	21	DAL: Cunningham (15) own goal (34) Cooper (80)
Fri.	June 5	Houston	L 0-1	13,246	5-2-6	1	21	HOU: Holden (4)
Sat.	June 13	at D.C. United	L 1-2	18,369	5-3-6	2	21	CHI: Pappa (33); DC: Moreno (24) Gomez (41)
Sat.	July 4	at Colorado	W 2-1	19,680	6-3-6	T1	24	CHI: Pappa (30) Conde (38); COL: Peterson (76)
Sat.	July 11	Columbus	T 0-0	18,123	6-3-7	T1	25	
Sat.	July 18	San Jose	W 2-0	14,228	7-3-7	1	28	CHI: Nyarko (82) Blanco (90)
Sat.	July 25	at Seattle	T 0-0	32,405	7-3-8	1	29	
Sat.	Aug. 1	Real Salt Lake	W 1-0	14,534	8-3-8	2	32	CHI: Nyarko (76)
Sun.	Aug. 9	at Houston	L 2-3	18,809	8-4-8	2	32	CHI: Rolfe (46) Lowry (48); HOU: Kamara (21) Clark (37) Holden (83)
Sun.	Aug. 16	at Kansas City	W 2-0	9,974	9-4-8	0	35	CHI: Rolfe (13) Banner (89)
Wed.	Aug. 19	Los Angeles	L 0-2	20,000	9-5-8	2	35	LA: Magee (23) Donovan (54)
Sun.	Aug. 23	Colorado	W 3-2	15,789	10-5-8	2	38	CHI: Blanco (72) Banner (85) Robinson (90); COL: Cummings (48,58)
Sat.	Aug. 29	D.C. United	L 0-1	16,324	10-6-8	2	38	DC: Namoff (11)
Sat.	Sept. 12	at Real Salt Lake	T 1-1	17,615	10-6-9	T1	39	CHI: Rolfe (44); RSL: Olave (72)
Sun.	Sept. 20	Columbus	T 2-2	16,549	10-6-10	0	40	CHI: Lowry (6,35); CLB: Barros Schelotto (55,78)
Sat.	Sept. 26	Toronto FC	T 2-2	16,890	10-6-11	2	41	CHI: own goal (14) McBride (78); TOR: De Rosario (6) Barrett (46)
Fri.	Oct. 2	at Los Angeles	L 0-1	21,679	10-7-11	2	41	LA: Donovan (42)
Sat.	Oct. 17	at New England	T 0-0	18,064	10-7-12	2	42	
Thu.	Oct. 22	Chivas USA						

**NEW ENGLAND REVOLUTION 2009 SCHEDULE - REGULAR SEASON TOTALS**

DAY	DATE	OPPONENT	RESULT	ATT.	W-L-T	POS.	PTS	NOTES:
Sat.	Mar. 21	at San Jose	W 1-0	10,335	1-0-0	T1	3	NE: Dube (55)
Sat.	Mar. 28	at New York	T 1-1	12,462	1-0-1	T1	4	NE: Mansally (90); NY: own goal (35)
Sat.	Apr. 4	FC Dallas	W 2-1	11,314	2-0-1	1	7	NE: Nyassi (56) Ralston (80); DAL: Cooper (38)
Fri.	Apr. 17	at D.C. United	T 1-1	14,441	2-0-2	T1	8	NE: Joseph (50); DC: Olsen (90)
Sat.	Apr. 25	at Real Salt Lake	L 0-6	14,051	2-1-2	T3	8	RSL: Olave (53) Mathis (55) Movsisyan (70) Escalada (81) Williams (85) Findley (89)
Sun.	May 3	Houston	L 0-2	9,112	2-2-2	0	8	HOU: Holden (22) Ching (58)
Sat.	May 9	at Chicago	T 1-1	11,288	2-2-3	5	9	NE: Joseph (49); CHI: Conde (36)
Sat.	May 16	Colorado	T 1-1	10,677	2-2-4	5	10	NE: Ralston (18); COL: Casey (3)
Sat.	May 23	at Toronto FC	L 1-3	20,478	2-3-4	5	10	NE: Joseph (12); TOR: Guevara (13,70) De Rosario (67)
Sat.	May 30	D.C. United	W 2-1	15,271	3-3-4	T5	13	NE: Joseph (55) Ralston (90); DC: Fred (36)
Sun.	June 7	New York	W 4-0	11,183	4-3-4	T3	16	NE: Heaps (45) Ralston (52) Twellman (57,64)
Sat.	June 13	at Kansas City	L 1-3	10,385	4-4-4	T5	16	NE: Joseph (28); KC: Arnaud (19) own goal (36) Hohlbein (39)
Sat.	July 4	at Los Angeles	L 0-1	20,609	4-5-4	6	16	LA: Eskandarian (8)
Sat.	July 11	Kansas City	T 0-0	24,137	4-5-5	6	17	
Sun.	July 19	Chivas USA	W 2-0	10,997	5-5-5	T5	20	NE: Dube (61) Ralston (77)
Sat.	July 25	at Houston	W 1-0	15,179	6-5-5	5	23	NE: Dube (76)
Sat.	Aug. 1	Toronto FC	T 1-1	12,014	6-5-6	5	24	NE: Jankauskas (76); TOR: De Rosario (34)
Sat.	Aug. 8	Los Angeles	L 1-2	26,623	6-6-6	5	24	NE: Ralston (83); LA: Donovan (21) Kirovski (52)
Thu.	Aug. 20	at Seattle	W 1-0	32,705	7-6-6	0	27	NE: Joseph (21)
Sun.	Aug. 23	Real Salt Lake	W 3-1	10,552	8-6-6	T3	30	NE: Dube (9,29,66); RSL: own goal (85)
Sat.	Aug. 29	San Jose	W 2-1	7,286	9-6-6	3	33	NE: Ralston (68) Thompson (74); SJ: Sanchez (90)
Sat.	Sept. 5	Kansas City	L 2-4	9,489	9-7-6	T3	33	NE: Jankauskas (64) Dube (81); KC: Lopez (3) own goal (29) Wolff (73,90)
Sun.	Sept. 13	at Chivas USA	L 0-2	11,334	9-8-6	0	33	CHV: Santos (10) Kljestan (90)
Fri.	Sept. 18	at New York	T 1-1	10,979	9-8-7	0	34	NE: Nyassi (13); NY: Wolyniec (69)
Sat.	Sept. 26	Seattle	W 2-1	15,961	10-8-7	3	37	NE: Joseph (51,87); SEA: Montero (6)
Wed.	Sept. 30	at FC Dallas	L 0-1	51,012	10-9-7	3	37	DAL: Cunningham (71)
Sat.	Oct. 3	at Colorado	T 1-1	16,535	10-9-8	3	38	NE: Dube (29); COL: Casey (58)
Sat.	Oct. 10	Columbus	L 0-1	13,297	10-10-8	3	38	CLB: Padula (36)
Sat.	Oct. 17	Chicago	T 0-0	18,064	10-10-9	T3	39	
Sun.	Oct. 25	at Columbus	W 1-0	16,797	11-10-9	3	42	NE: Larentowicz (79)



**CHICAGO FIRE CAREER STATISTICS  
VS. NEW ENGLAND REVOLUTION (15-13-8)**

PLAYER	GP	GS	MIN	G	A	SHT
Ante Razov	12	12	1045	5	3	48
Chris Rolfe	13	9	802	4	2	21
Nate Jaqua	13	8	760	4	1	18
Peter Nowak	10	10	925	3	4	13
Andy Herron	11	8	647	3	0	13
Chad Barrett	11	8	645	2	3	24
Dema Kovalenko	9	8	679	2	2	13
Damani Ralph	8	6	557	2	2	21
Andy Williams	7	7	599	2	2	14
Jerzy Podbrozny	4	4	344	2	1	9
Wilman Conde	3	3	270	2	0	3
Tomasz Frankowski	2	1	49	2	0	3
Gonzalo Segares	10	9	785	2	0	4
Cuauhtemoc Blanco	6	5	472	1	2	7
Justin Mapp	18	12	1129	1	2	19
DaMarcus Beasley	9	8	771	1	1	12
Kelly Gray	13	12	1075	1	1	8
Frank Klopas	2	1	64	1	1	1
Roman Kosecki	4	4	275	1	1	11
Lubos Kubik	6	6	467	1	1	7
Logan Pause	14	12	1109	1	1	1
John Thorrington	4	3	274	1	1	4
Josh Wolff	5	1	250	1	1	7
Calen Carr	8	0	77	1	0	2
Jim Curtin	20	19	1760	1	0	8
Stephen King	2	0	66	1	0	2
Ritchie Kotschau	2	2	180	1	0	2
Thiago	8	7	627	1	0	12
Jesse Marsch	19	19	1660	0	7	18
Chris Armas	23	22	2032	0	6	20
Diego Gutierrez	12	12	1091	0	2	7
Hristo Stoitchkov	4	3	232	0	2	14
C.J. Brown	29	28	2445	0	1	4
Ivan Guerrero	9	9	768	0	1	7
Jared Montz	1	0	13	0	1	0
Billy Sleeth	1	0	43	0	1	0
Mike Banner	2	1	102	0	0	1
Jamar Beasley	2	0	23	0	0	2
Pascal Bedrossian	1	0	10	0	0	0
Carlos Bocanegra	9	9	833	0	0	3
Scott Buete	5	4	336	0	0	2
Jon Busch	5	5	450	0	0	0
Samuel Caballero	2	2	180	0	0	0
Jorge Campos	1	1	90	0	0	0
Craig Capano	3	1	82	0	0	0
D.J. Countess	1	1	90	0	0	0
Sergi Daniv	3	3	224	0	0	3
Justin Evans	1	0	82	0	0	0
Rodrigo Faria	2	2	180	0	0	2
Sam George	1	1	90	0	0	0
Leonard Griffin	3	2	185	0	0	0
David Hayes	1	0	13	0	0	1
Baggio Husidic	1	1	90	0	0	2
Zak Ibsen	2	0	31	0	0	0
Will John	2	0	16	0	0	0
Josh Keller	1	1	61	0	0	0
Andrew Lewis	3	0	28	0	0	0
Amos Magee	1	0	17	0	0	0
Brian McBride	2	2	180	0	0	4
Jason Moore	2	0	30	0	0	0
Mike Nugent	1	0	5	0	0	0
Patrick Nyarko	2	1	116	0	0	1
Francis Okaroh	4	4	360	0	0	0
Marco Pappa	3	3	228	0	0	7
Orlando Perez	8	8	681	0	0	2
Matt Pickens	3	3	270	0	0	0
Brian Plotkin	1	1	68	0	0	2
Brandon Prideaux	5	5	438	0	0	1
Lubos Reiter	2	2	170	0	0	3
Henry Ring	3	3	270	0	0	0
Dasan Robinson	6	5	455	0	0	3
Tony Sanneh	4	3	271	0	0	0
Dipsy Selolwane	6	1	161	0	0	3
Tom Soehn	2	1	173	0	0	0
Mike Sorber	2	2	163	0	0	1
Bakary Soumare	5	4	384	0	0	1
Jack Stewart	2	1	112	0	0	2
Zach Thornton	23	23	2111	0	0	0
Ryan Tinsley	1	0	17	0	0	0

**ECSF: FIRE v REVOLUTION**

David Vaudreuil	2	1	123	0	0	0
Billy Walsh	1	0	16	0	0	0
Paulo Wanchope	1	1	90	0	0	3
Tim Ward	1	1	90	0	0	0
Evan Whitfield	10	8	749	0	0	1
John Wolynec	1	0	25	0	0	1
Daniel Woolard	2	0	13	0	0	0
Eric Wynalda	2	1	94	0	0	5
Team totals	36	36	3281	51	53	433
Opponent totals	36	36	3281	50	59	424

GOALKEEPER	GP	MIN	SHTS	SV	GAA	PG
Jon Busch	5	450	26	24	0.40	0
Henry Ring	3	270	21	18	1.00	0
Matt Pickens	3	270	14	10	1.33	0
Zach Thornton	23	2111	123	81	1.53	3
Jorge Campos	1	90	4	2	2.00	0
D.J. Countess	1	90	6	2	3.00	0
-----						
Team totals	36	3281	194	137	1.37	3
Opponent totals	36	3281	215	156	1.40	4

**CURRENT CHICAGO FIRE PLAYERS  
CAREER STATISTICS VS. NE REVOLUTION (15-13-8)**

PLAYER	GP	GS	MIN	G	A	SHT
Brian McBride	22	22	1957	8	7	66
Chris Rolfe	13	9	802	4	2	21
Wilman Conde	3	3	270	2	0	3
Gonzalo Segares	10	9	785	2	0	4
Cuauhtemoc Blanco	6	5	472	1	2	7
Justin Mapp	18	12	1129	1	2	19
Logan Pause	14	12	1109	1	1	1
John Thorrington	4	3	274	1	1	4
Calen Carr	8	0	77	1	0	2
Tim Ward	7	7	629	0	2	3
C.J. Brown	29	28	2445	0	1	4
Brandon Prideaux	26	25	2235	0	1	2
Mike Banner	2	1	102	0	0	1
Jon Busch	16	15	1408	0	0	0
Baggio Husidic	1	1	90	0	0	2
Patrick Nyarko	2	1	116	0	0	1
Marco Pappa	3	3	228	0	0	7
Dasan Robinson	6	5	455	0	0	3
Daniel Woolard	2	0	13	0	0	0
Team totals	36	36	3281	51	53	433
Opponent totals	36	36	3281	50	59	424

GOALKEEPER	GP	MIN	SHTS	SV	GAA	PG
Jon Busch	16	1408	92	72	1.09	2
-----						
Team totals	36	3281	194	137	1.37	3
Opponent totals	36	3281	215	156	1.40	4



**NEW ENGLAND REVOLUTION CAREER STATISTICS  
VS. CHICAGO FIRE (13-15-8)**

PLAYER	GP	GS	MIN	G	A	SHT
Taylor Twellman	23	23	2083	12	5	61
Steve Ralston	22	20	1875	6	5	22
Clint Dempsey	9	9	802	4	4	20
Chris Brown	1	1	74	3	0	5
Wolde Harris	10	5	554	2	3	15
Andy Dorman	14	10	916	2	2	24
Jay Heaps	29	28	2595	2	2	14
Jeff Larentowicz	11	11	862	2	2	14
Ivan McKinley	6	6	479	2	1	7
Pat Noonan	14	9	784	2	1	22
Mike Burns	3	3	270	2	0	5
Cate	2	2	164	2	0	2
Shalrie Joseph	19	19	1664	1	4	21
Joe Franchino	15	14	1192	1	2	12
Brian Kamler	8	7	613	1	2	6
Edwin Gorter	3	3	270	1	1	7
Joe-Max Moore	6	5	411	1	1	11
Raul Diaz Arce	2	2	180	1	0	4
Daouda Kante	5	3	365	1	0	2
Matt Okoh	1	0	28	1	0	2
Wells Thompson	6	4	378	1	0	3
Jose Cancela	8	7	625	0	7	15
John Harkes	3	3	280	0	2	4
Tony Lochhead	3	2	168	0	2	0
Mauricio Ramos	2	2	189	0	2	4
Imad Baba	4	4	370	0	1	3
Richie Baker	3	2	183	0	1	1
Kyle Brown	1	0	8	0	1	0
Mauricio Castro	4	3	302	0	1	10
Adam Cristman	5	5	364	0	1	10
Winston Griffiths	2	2	158	0	1	2
James Riley	9	8	753	0	1	1
Carlos Semedo	1	1	90	0	1	0
Khano Smith	9	5	424	0	1	8
Johnny Torres	6	5	436	0	1	4
Andy Williams	3	0	96	0	1	2
Chris Albright	3	3	270	0	0	2
Kevin Alston	2	2	180	0	0	0
Leonel Alvarez	2	2	191	0	0	0
Shaker Asad	3	1	136	0	0	4
Jeff Baicher	1	1	90	0	0	2
Darrius Barnes	2	2	180	0	0	0
Jamar Beasley	1	0	20	0	0	0
Felix Brilliant	2	0	58	0	0	0
Adin Brown	5	5	460	0	0	0
Dan Calichman	3	3	226	0	0	0
Jeff Causey	3	3	290	0	0	0
Ted Chronopoulos	9	9	813	0	0	3
Braeden Cloutier	4	3	246	0	0	2
Nico Colaluca	1	0	5	0	0	0
Leo Cullen	7	6	576	0	0	4
Mamadou Diallo	2	2	134	0	0	10
Paulo Dos Santos	1	0	20	0	0	0
Kheli Dube	4	2	197	0	0	6
Brian Dunseth	4	4	360	0	0	0
Connally Edozien	1	0	24	0	0	2
Dario Fabbro	1	1	59	0	0	2
Argenis Fernandez	1	0	16	0	0	0
Ian Feuer	2	2	180	0	0	0
Gary Flood	2	1	158	0	0	0
Ian Fuller	1	1	74	0	0	0
Mario Gori	1	1	70	0	0	0
Richard Goulooze	3	2	199	0	0	0
Daniel Hernandez	5	5	452	0	0	7
Chase Hilgenbrinck	1	0	51	0	0	0
Jair	1	1	54	0	0	0
Edgaras Jankauskas	1	1	90	0	0	5
Avery John	8	8	696	0	0	0
Ibrahim Kante	1	0	45	0	0	0
Paul Keegan	2	0	90	0	0	2
Kris Kelderman	2	1	125	0	0	0
Ryan Latham	1	1	66	0	0	0
Marshall Leonard	10	8	708	0	0	4
Carlos Llamasa	5	5	423	0	0	0
Kenny Mansally	5	3	197	0	0	3
Janusz Michallik	1	1	90	0	0	0
Dahir Mohammed	1	0	36	0	0	1
Jason Moore	1	1	64	0	0	1
Manny Motajo	1	1	90	0	0	1

**ECSF: FIRE v REVOLUTION**

David Nakhid	1	1	54	0	0	0
Sainey Nyassi	3	3	260	0	0	5
Arsene Oka	1	0	10	0	0	0
Emmanuel Osei	2	2	180	0	0	1
Oscar Pareja	1	1	90	0	0	2
Michael Parkhurst	12	12	1080	0	0	0
Carlos Parra	2	0	37	0	0	1
Pat Phelan	2	1	92	0	0	0
Ricardo Phillips	1	0	19	0	0	0
Rusty Pierce	12	12	1032	0	0	4
Alex Pineda Chacon	2	2	153	0	0	0
Matt Reis	21	21	1890	0	0	0
Carlos Rocha	1	0	14	0	0	0
Jim Rooney	2	2	145	0	0	3
Giovanni Savarese	2	2	145	0	0	1
Willie Sims	2	0	14	0	0	0
Kyle Singer	1	0	9	0	0	0
Juergen Sommer	3	3	281	0	0	0
William Sunsing	4	0	112	0	0	3
Chris Tierney	2	2	178	0	0	0
Jorge Vazquez	1	1	45	0	0	0
Luke Vercollone	2	0	28	0	0	0
Alan Woods	2	2	191	0	0	0
Mauricio Wright	2	2	191	0	0	0
Walter Zenga	2	2	180	0	0	0
Team totals	36	36	3281	50	59	424
Opponent totals	36	36	3281	51	53	433

GOALKEEPER	GP	MIN	SHTS	SV	GAA	PG
Shalrie Joseph	1	1	0	0	0.00	0
Kyle Singer	1	1	0	0	0.00	0
Jeff Causey	3	290	16	11	0.62	0
Adin Brown	5	460	28	23	0.98	0
Walter Zenga	2	180	13	9	1.00	0
Matt Reis	21	1888	121	88	1.43	3
Juergen Sommer	3	281	23	17	1.92	0
Ian Feuer	2	180	14	8	3.00	1
-----						
Team totals	36	3281	215	156	1.40	4
Opponent totals	36	3281	194	137	1.37	3

**CURRENT NEW ENGLAND REVOLUTION PLAYERS  
CAREER STATISTICS VS. CHICAGO FIRE (13-15-8)**

PLAYER	GP	GS	MIN	G	A	SHT
Taylor Twellman	23	23	2083	12	5	61
Steve Ralston	34	32	2952	6	9	30
Jay Heaps	35	34	3135	3	3	20
Jeff Larentowicz	11	11	862	2	2	14
Chris Albright	17	15	1332	2	1	25
Shalrie Joseph	19	19	1664	1	4	21
Wells Thompson	6	4	378	1	0	3
Mauricio Castro	4	3	302	0	1	10
Kevin Alston	2	2	180	0	0	0
Darrius Barnes	2	2	180	0	0	0
Nico Colaluca	1	0	5	0	0	0
Kheli Dube	4	2	197	0	0	6
Edgaras Jankauskas	1	1	90	0	0	5
Kenny Mansally	5	3	197	0	0	3
Sainey Nyassi	3	3	260	0	0	5
Emmanuel Osei	2	2	180	0	0	1
Pat Phelan	2	1	92	0	0	0
Matt Reis	25	25	2252	0	0	0
Chris Tierney	2	2	178	0	0	0
Team totals	36	36	3281	50	59	424
Opponent totals	36	36	3281	51	53	433

GOALKEEPER	GP	MIN	SHTS	SV	GAA	PG
Shalrie Joseph	1	1	0	0	0.00	0
Matt Reis	25	2250	146	106	1.44	5
-----						
Team totals	36	3281	215	156	1.40	4
Opponent totals	36	3281	194	137	1.37	3



### CHICAGO FIRE INDIVIDUAL HIGH GAMES (2009)

<b>Goals</b>			
2	Brian McBride	04/18/2009	vs. KC T 2-2
2	Cuauhtemoc Blanco	05/28/2009	at CHV W 3-2
2	Peter Lowry	09/20/2009	vs. CLB T 2-2
<b>Assists</b>			
1	35 times		
<b>Shots</b>			
6	Cuauhtemoc Blanco	07/11/2009	vs. CLB T 0-0
6	Cuauhtemoc Blanco	08/29/2009	vs. DC L 0-1
<b>Shots on Goal</b>			
4	Marco Pappa	04/11/2009	at SJ T 3-3
4	Cuauhtemoc Blanco	07/11/2009	vs. CLB T 0-0
<b>Fouls Committed</b>			
4	Brandon Prideaux	05/09/2009	vs. NE T 1-1
4	John Thorrington	06/13/2009	at DC L 1-2
4	Dasan Robinson	08/23/2009	vs. COL W 3-2
<b>Fouls Suffered</b>			
6	Gonzalo Segares	04/11/2009	at SJ T 3-3
6	Patrick Nyarko	08/29/2009	vs. DC L 0-1
<b>Offside</b>			
5	Patrick Nyarko	08/19/2009	vs. LA L 0-2
<b>Saves</b>			
10	Jon Busch	05/24/2009	at NY W 1-0
<b>Shots Faced</b>			
10	Jon Busch	05/24/2009	at NY W 1-0
10	Jon Busch	05/28/2009	at CHV W 3-2
<b>Goals Allowed</b>			
3	Jon Busch	04/11/2009	at SJ T 3-3
3	Jon Busch	05/31/2009	vs. DAL L 0-3
3	Jon Busch	08/09/2009	at HOU L 2-3

### N.E. REVOLUTION INDIVIDUAL HIGH GAMES (2009)

<b>Goals</b>			
3	Kheli Dube	08/23/2009	vs. RSL W 3-1
<b>Assists</b>			
2	Shalrie Joseph	06/07/2009	vs. NY W 4-0
<b>Shots</b>			
6	Kheli Dube	07/19/2009	vs. CHV W 2-0
6	Kheli Dube	07/25/2009	at HOU W 1-0
6	Kheli Dube	08/23/2009	vs. RSL W 3-1
<b>Shots on Goal</b>			
5	Kheli Dube	08/23/2009	vs. RSL W 3-1
<b>Fouls Committed</b>			
6	Edgaras Jankauskas	10/17/2009	vs. CHI T 0-0
<b>Fouls Suffered</b>			
8	Kevin Alston	08/01/2009	vs. TOR T 1-1
<b>Offside</b>			
3	Shalrie Joseph	05/09/2009	at CHI T 1-1
3	Shalrie Joseph	08/08/2009	vs. LA L 1-2
<b>Saves</b>			
11	Matt Reis	07/11/2009	vs. KC T 0-0
<b>Shots Faced</b>			
12	Brad Knighton	04/25/2009	at RSL L 0-6
<b>Goals Allowed</b>			
6	Brad Knighton	04/25/2009	at RSL L 0-6

### TEAM HIGH GAMES (2009)

<b>Goals</b>			
3	03/21/2009	at DAL	W 3-1
3	04/11/2009	at SJ	T 3-3
3	05/28/2009	at CHV	W 3-2
3	08/23/2009	vs. COL	W 3-2
<b>Assists</b>			
5	04/11/2009	at SJ	T 3-3
<b>Shots</b>			
18	04/11/2009	at SJ	T 3-3
18	07/11/2009	vs. CLB	T 0-0
<b>Shots on Goal</b>			
11	04/11/2009	at SJ	T 3-3
11	07/11/2009	vs. CLB	T 0-0
<b>Fouls Committed</b>			
15	04/25/2009	at CLB	T 2-2
15	07/25/2009	at SEA	T 0-0
<b>Fouls Suffered</b>			
23	08/29/2009	vs. DC	L 0-1
<b>Corner Kicks</b>			
14	04/25/2009	at CLB	T 2-2
14	10/22/2009	vs. CHV	W 1-0
<b>Offside</b>			
6	08/09/2009	at HOU	L 2-3
6	08/19/2009	vs. LA	L 0-2
<b>Saves</b>			
10	05/24/2009	at NY	W 1-0
<b>Shots Faced</b>			
10	05/24/2009	at NY	W 1-0
10	05/28/2009	at CHV	W 3-2
<b>Goals Allowed</b>			
3	04/11/2009	at SJ	T 3-3
3	05/31/2009	vs. DAL	L 0-3
3	08/09/2009	at HOU	L 2-3

### TEAM HIGH GAMES (2009)

<b>Goals</b>			
4	06/07/2009	vs. NY	W 4-0
<b>Assists</b>			
4	06/07/2009	vs. NY	W 4-0
<b>Shots</b>			
15	08/23/2009	vs. RSL	W 3-1
<b>Shots on Goal</b>			
10	03/28/2009	at NY	T 1-1
<b>Fouls Committed</b>			
16	07/04/2009	at LA	L 0-1
16	09/30/2009	at DAL	L 0-1
16	10/10/2009	vs. CLB	L 0-1
<b>Fouls Suffered</b>			
21	07/04/2009	at LA	L 0-1
<b>Corner Kicks</b>			
13	08/01/2009	vs. TOR	T 1-1
<b>Offside</b>			
4	05/09/2009	at CHI	T 1-1
4	05/16/2009	vs. COL	T 1-1
4	06/13/2009	at KC	L 1-3
<b>Saves</b>			
11	07/11/2009	vs. KC	T 0-0
<b>Shots Faced</b>			
13	04/25/2009	at RSL	L 0-6
<b>Goals Allowed</b>			
6	04/25/2009	at RSL	L 0-6

### ECSF: FIRE v REVOLUTION

#### TEAM LOW GAMES (2009)

<b>Shots</b>			
7	05/16/2009	at TOR	W 2-0
7	05/31/2009	vs. DAL	L 0-3
7	06/05/2009	vs. HOU	L 0-1
<b>Shots on Goal</b>			
0	08/19/2009	vs. LA	L 0-2
<b>Fouls Committed</b>			
2	09/26/2009	vs. TOR	T 2-2
<b>Fouls Suffered</b>			
5	08/01/2009	vs. RSL	W 1-0
<b>Corner Kicks</b>			
1	04/05/2009	vs. NY	W 1-0
<b>Offside</b>			
0	6 times		
<b>Saves</b>			
0	03/21/2009	at DAL	W 3-1
0	05/02/2009	vs. SEA	T 1-1
0	06/05/2009	vs. HOU	L 0-1
<b>Shots Faced</b>			
1	03/21/2009	at DAL	W 3-1
1	05/02/2009	vs. SEA	T 1-1
1	06/05/2009	vs. HOU	L 0-1

#### TEAM LOW GAMES (2009)

<b>Shots</b>			
2	09/13/2009	at CHV	L 0-2
<b>Shots on Goal</b>			
0	09/13/2009	at CHV	L 0-2
<b>Fouls Committed</b>			
5	07/25/2009	at HOU	W 1-0
<b>Fouls Suffered</b>			
6	04/25/2009	at RSL	L 0-6
<b>Corner Kicks</b>			
1	04/25/2009	at RSL	L 0-6
1	05/09/2009	at CHI	T 1-1
1	07/11/2009	vs. KC	T 0-0
1	07/19/2009	vs. CHV	W 2-0
1	08/08/2009	vs. LA	L 1-2
<b>Offside</b>			
0	05/30/2009	vs. DC	W 2-1
<b>Saves</b>			
2	08/01/2009	vs. TOR	T 1-1
<b>Shots Faced</b>			
3	03/28/2009	at NY	T 1-1
3	07/19/2009	vs. CHV	W 2-0
3	08/01/2009	vs. TOR	T 1-1

## CHICAGO FIRE INDIVIDUAL POSTSEASON HIGH GAMES (1998-2008)

Goals			
2	Ante Razov	09/22/2000	vs. NE W 6-0
2	Hristo Stoitchkov	09/22/2000	vs. NE W 6-0
2	Ante Razov	09/29/2002	vs. NE W 2-1
2	Ivan Guerrero	10/30/2005	at DC W 4-0
Assists			
4	Ante Razov	09/22/2000	vs. NE W 6-0
Shots			
8	Ante Razov	11/23/2003	vs. SJ L 2-4
Shots on Goal			
4	Lubos Kubik	10/01/1998	vs. COL W 1-1
4	Ante Razov	09/29/2002	vs. NE W 2-1
4	Ante Razov	11/23/2003	vs. SJ L 2-4
Fouls Committed			
7	Jesse Marsch	11/09/2003	vs. DC W 2-0
Fouls Suffered			
7	Diego Gutierrez	09/23/2001	at DAL T 1-1
7	Ante Razov	09/29/2001	vs. DAL W 2-0
7	DaMarcus Beasley	10/10/2001	vs. LA T 1-1
7	Cuahtemoc Blanco	10/25/2007	vs. DC W 1-0
Offside			
4	Ante Razov	09/22/2000	vs. NE W 6-0
4	Ante Razov	11/14/2003	vs. NE W 1-0
Saves			
8	Zach Thornton	10/25/1998	vs. DC W 2-0
8	Zach Thornton	10/27/1999	at DAL L 2-3
8	Zach Thornton	09/26/2000	vs. MET W 3-0
8	Matt Pickens	10/22/2006	vs. NE W 1-0
8	Matt Pickens	10/28/2006	at NE L 1-2
Shots Faced			
11	Zach Thornton	10/27/1999	at DAL L 2-3
Goals Allowed			
4	Zach Thornton	11/23/2003	vs. SJ L 2-4

## NE REVOLUTION INDIVIDUAL POSTSEASON HIGH GAMES (1996-2008)

Goals			
1	32 times		
Assists			
2	Jose Cancela	11/01/2003	at MET W 2-0
Shots			
7	Taylor Twellman	11/08/2007	vs. CHI W 1-0
Shots on Goal			
4	Wolde Harris	09/19/2000	vs. CHI W 2-1
Fouls Committed			
7	Jay Heaps	11/14/2003	at CHI L 0-1
7	Clint Dempsey	10/22/2006	at CHI L 0-1
Fouls Suffered			
9	Taylor Twellman	11/06/2005	vs. CHI W 1-0
Offside			
5	Pat Noonan	10/28/2006	vs. CHI W 2-1
Saves			
10	Adin Brown	10/12/2002	vs. CLB T 2-2
10	Matt Reis	11/08/2007	vs. CHI W 1-0
Shots Faced			
12	Adin Brown	10/12/2002	vs. CLB T 2-2
Goals Allowed			
6	Jeff Causey	09/22/2000	at CHI L 0-6

## TEAM POSTSEASON HIGH GAMES (1998-2008)

Goals			
6	09/22/2000	vs. NE	W 6-0
Assists			
12	09/22/2000	vs. NE	W 6-0
Shots			
22	10/15/2000	at KC	L 0-1
22	11/23/2003	vs. SJ	L 2-4
Shots on Goal			
11	11/08/2007	at NE	L 0-1
Fouls Committed			
28	11/06/2005	at NE	L 0-1
Fouls Suffered			
32	09/23/2001	at DAL	T 1-1
Corner Kicks			
14	11/14/2003	vs. NE	W 1-0
Offside			
9	09/22/2000	vs. NE	W 6-0
Saves			
8	10/25/1998	vs. DC	W 2-0
8	10/27/1999	at DAL	L 2-3
8	09/26/2000	vs. MET	W 3-0
8	10/22/2006	vs. NE	W 1-0
8	10/28/2006	at NE	L 1-2
Shots Faced			
11	10/27/1999	at DAL	L 2-3
Goals Allowed			
4	11/23/2003	vs. SJ	L 2-4

## TEAM POSTSEASON HIGH GAMES (1996-2008)

Goals			
3	11/06/2004	at DC	L 3-3
3	10/29/2005	vs. MET	W 3-1
Assists			
4	11/01/2003	at MET	W 2-0
Shots			
21	10/28/2006	vs. CHI	W 2-1
Shots on Goal			
11	10/29/2005	vs. MET	W 3-1
Fouls Committed			
28	11/01/2003	at MET	W 2-0
Fouls Suffered			
27	11/06/2005	vs. CHI	W 1-0
Corner Kicks			
10	11/12/2006	vs. HOU	L 1-1
Offside			
8	10/08/1997	vs. DC	L 1-1
8	10/28/2006	vs. CHI	W 2-1
Saves			
10	10/12/2002	vs. CLB	T 2-2
Shots Faced			
12	10/12/2002	vs. CLB	T 2-2
Goals Allowed			
6	09/22/2000	at CHI	L 0-6

## TEAM POSTSEASON LOW GAMES (1998-2008)

Shots			
5	10/10/1998	at LA	W 1-0
Shots on Goal			
1	09/26/2002	at NE	L 0-2
Fouls Committed			
8	09/26/2002	at NE	L 0-2
8	11/06/2008	vs. NE	W 3-0
Fouls Suffered			
7	10/25/1998	vs. DC	W 2-0
7	09/22/2000	vs. NE	W 6-0
Corner Kicks			
1	10/10/1998	at LA	W 1-0
1	11/01/2007	at DC	T 2-2
Offside			
0	10/01/1998	vs. COL	W 1-1
Saves			
0	09/29/2002	vs. NE	W 2-1
0	10/21/2005	vs. DC	T 0-0
0	11/06/2005	at NE	L 0-1
Shots Faced			
0	10/21/2005	vs. DC	T 0-0

## TEAM POSTSEASON LOW GAMES (1996-2008)

Shots			
4	11/06/2005	vs. CHI	W 1-0
Shots on Goal			
1	09/29/2002	at CHI	L 1-2
1	10/20/2002	at LA	L 0-1
1	11/06/2005	vs. CHI	W 1-0
1	11/05/2006	at DC	W 1-0
Fouls Committed			
7	09/22/2000	at CHI	L 0-6
Fouls Suffered			
8	09/26/2002	vs. CHI	W 2-0
8	11/06/2008	at CHI	L 0-3
Corner Kicks			
0	09/29/2002	at CHI	L 1-2
Offside			
0	09/26/2002	vs. CHI	W 2-0
0	09/29/2002	at CHI	L 1-2
0	10/20/2002	at LA	L 0-1
0	11/03/2007	vs. NY	W 1-0
Saves			
1	09/19/2000	vs. CHI	W 2-1
1	09/26/2002	vs. CHI	W 2-0
Shots Faced			
1	09/26/2002	vs. CHI	W 2-0

CAREER POSTSEASON STATISTICS FOR CURRENT CHICAGO FIRE PLAYERS

UNF	POS	PLAYER	GP	GS	MIN	G	A	SHT	SOG	PKG	PKA	SKG	SKA	FC	FS	OFF	CK	C	E
18	M	Mike Banner	2	0	16	0	0	0	0	0	0	0	0	1	0	0	0	0	0
10	F	Cuauhtemoc Blanco	6	6	533	0	1	13	9	0	0	0	0	9	24	4	17	1	0
2	D	C.J. Brown	32	32	2921	1	2	5	1	0	0	0	0	52	46	0	0	5	0
3	F	Calen Carr	5	1	134	0	2	6	3	0	0	0	0	7	2	0	0	0	0
22	D	Wilman Conde	6	6	540	1	0	4	2	0	0	0	0	11	5	0	0	0	0
21	M	Justin Mapp	10	6	613	1	4	8	4	0	0	0	0	12	8	3	21	0	0
20	F	Brian McBride	25	25	2203	10	3	60	28	0	0	0	0	22	51	14	0	3	0
14	F	Patrick Nyarko	1	0	20	0	0	1	0	0	0	0	0	0	0	0	0	0	0
16	M	Marco Pappa	1	0	1	0	0	2	1	0	0	0	0	0	0	0	0	0	0
7	D	Logan Pause	10	9	819	0	0	2	1	0	0	0	0	8	10	0	0	1	0
6	D	Brandon Prideaux	17	14	1296	0	0	3	0	0	0	0	0	20	23	0	0	2	0
32	D	Dasan Robinson	5	5	435	0	0	1	0	0	0	0	0	15	12	0	0	2	0
17	F	Chris Rolfe	11	11	903	3	2	26	13	0	0	0	0	13	13	4	0	0	0
25	D	Gonzalo Segares	11	11	934	1	0	8	3	0	0	0	0	20	12	1	2	5	0
11	M	John Thorrington	4	3	275	0	0	4	2	0	0	0	0	4	8	1	0	1	0
24	D	Daniel Woolard	1	0	13	0	0	0	0	0	0	0	0	0	0	0	0	0	0

UNF	POS	GOALKEEPER	GP	GS	MIN	SHTS	SV	GA	GAA	PKG	PKA	SKG	SKA	W	L	T	SO
1	GK	Jon Busch	10	10	920	21	37	9	0.88	0	0	0	0	3	3	4	3

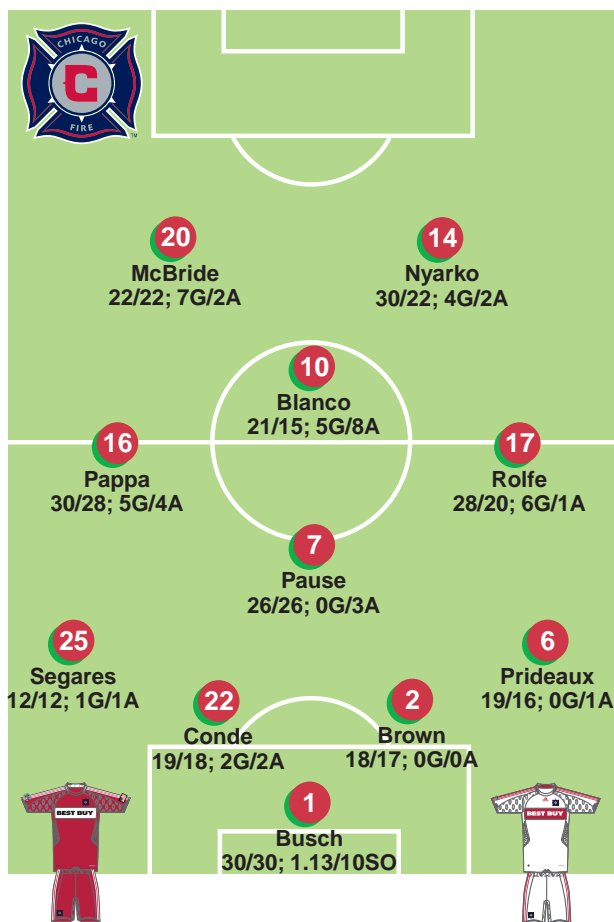
CAREER POSTSEASON STATISTICS FOR CURRENT NEW ENGLAND REVOLUTION PLAYERS

UNF	POS	PLAYER	GP	GS	MIN	G	A	SHT	SOG	PKG	PKA	SKG	SKA	FC	FS	OFF	CK	C	E
3	D	Chris Albright	16	11	1106	1	3	12	5	0	0	0	0	27	13	1	0	4	1
4	D	Gabriel Badilla	1	0	17	0	0	1	0	0	0	0	0	0	0	0	0	0	0
16	M	Mauricio Castro	2	2	176	0	0	4	2	0	0	0	0	2	0	0	9	1	0
11	F	Kheli Dube	2	2	171	0	0	1	0	0	0	0	0	1	2	1	0	0	0
6	M-D	Jay Heaps	28	28	2633	1	2	16	7	0	0	0	3	59	52	2	0	7	1
2	F	Amaechi Igwe	1	1	73	0	0	0	0	0	0	0	0	1	0	0	0	1	0
21	M	Shalrie Joseph	19	19	1811	0	3	13	6	0	0	2	2	49	41	2	0	8	0
13	D	Jeff Larentowicz	10	8	666	0	0	8	3	0	0	0	0	16	11	0	0	2	0
29	F	Kenny Mansally	2	2	180	0	0	3	2	0	0	0	0	4	3	0	0	1	0
31	M	Sainey Nyassi	2	2	180	0	0	5	2	0	0	0	0	3	0	0	1	0	0
28	M-D	Pat Phelan	1	0	51	0	0	0	0	0	0	0	0	0	0	0	0	0	0
14	M	Steve Ralston	34	34	3164	3	7	24	11	1	1	0	1	33	34	6	75	1	0
7	M	Wells Thompson	6	4	358	0	1	2	1	0	0	0	0	5	8	0	0	1	0
8	D	Chris Tierney	1	1	90	0	0	0	0	0	0	0	0	0	0	0	0	0	0

UNF	POS	GOALKEEPER	GP	GS	MIN	SHTS	SV	GA	GAA	PKG	PKA	SKG	SKA	W	L	T	SO
1	GK	Matt Reis	18	17	1701	18	83	15	0.79	0	2	10	15	8	6	4	8





## TACTICS

The Fire's early season success was built upon a stable back four in front of 2008 MLS Goalkeeper of the Year Jon Busch. But the group looked very different over the final months of the season, with Gonzalo Segares, Wilman Conde and Tim Ward all suffering injuries and Bakary Soumare having moved on to France. Segares and Conde are facing fitness fights to be ready for the playoffs; converted midfielder Mike Banner has filled in at left back, and Dasan Robinson and C.J. Brown have been the first-choice central defense pair. Brandon Prideaux has again reprised his right back role after Ward's injury. Brian McBride fills the target role up top, but beyond that, the tactics of the game dictate the shape. Cuauhtemoc Blanco has a free role, sometimes as the second forward, sometimes as a midfielder. Chris Rolfe has partnered McBride in attack and played wide on the right of midfield, as has Patrick Nyarko. Marco Pappa will fill the other wide midfield role, with Logan Pause ever-present in his anchor midfield role. John Thornington was also a key component, either centrally or on the right of midfield, but he also faces a race back to health for the postseason.

## HOW THEY QUALIFIED

The Chicago Fire took second place in the Eastern Conference with 45 points from 30 games, qualifying for the playoffs in the final game of the regular season with a home win against Chivas. The Fire opened the campaign unbeaten in their first 11 games (5-0-6), setting a foundation for the season where they were never out of the top two in the East over the length of the campaign.

## STADIUM

**Toyota Park** (capacity: 20,000)

The Fire took just 21 points of a possible 45 on the season, the 13th-best home record in the league and ranked last among the eight playoff teams. They scored 16 goals in their Bridgeview home -- 15th out of the league's 15 teams -- and conceded 17 at home, tied for just 10th best. But the Fire finished with a 6-3-6 mark on the road, a .600 winning percentage that tied for the best record in the league, scoring 23 goals (second-most of any team on their travels) and allowing 17 (tied for fourth-best).

## ATTACK

The Fire ended with 39 goals in 30 games, tied for sixth-most in the league. They were shut out eight times over the course of the season, including back-to-back games in October. The Fire managed a season-high three goals on three separate occasions.

## DEFENSE

The Fire allowed 34 goals in 30 games, the sixth-best mark in the league. The Fire had 10 defensive shutouts on the season, including ending the season with shutouts in back-to-back games. They also had a string of four consecutive clean sheets July 11-Aug. 1, in a span of 395 scoreless minutes, the third-longest such streak in MLS this season.

## CURRENT FORM

The Fire put an end to a six-game winless run in their 1-0 win against Chivas USA in the final regular season game. After going nearly two months without recording a shutout, they ended the year without conceding a goal in 228 minutes; they also snapped consecutive shutouts with the goal in the finale.

## COACH

**Denis Hamlett.** In his second full season as head coach, Hamlett has now led the Fire to back-to-back second-place finishes in the Eastern Conference. A defender for the Colorado Rapids in 1996, his playing career was ended by injury the following year, and he became a Fire assistant coach in 1998.

## KEY ADDITIONS THIS SEASON

Rookies **Baggio Husidic** and **Stefan Dimitrov** have gradually worked into starting attacking roles as the season has gone on.

**Tim Ward** was an integral part of the defense after he was signed in preseason, but has been out to injury.

## KEY ABSENCES

Versatile Tim Ward has been out for the past three months with a foot fracture, but is getting closer to availability. Defenders Gonzalo Segares and Wilman Conde are also racing to return to health in time for the start of the postseason.

## KEY MAN

**Cuauhtemoc Blanco.** With the resurgence in his international career and a slight injury, Blanco's appearances for the Fire have been limited over the latter third of the season. But he is still the focus of the Fire attack whenever he's on the field, leading the club with eight assists this season.



# CHICAGO FIRE

No.	Player	Pos	Ht	Wt	Birthdate	Birthplace	2009				CAREER			
							GP	GS	G	A	GP	GS	G	A
1	<b>Jon Busch</b>	<b>GK</b>	5-10	165	08/18/1976	Queens, NY	30	30	0	0	147	146	0	0
<i>The 2008 MLS Goalkeeper of the Year, in his third season with the Fire. Ever-present in league play the last two seasons, playing every minute.</i>														
2	<b>C.J. Brown</b>	<b>DF</b>	6-0	185	06/15/1975	Eugene, OR	18	17	0	0	270	264	3	13
<i>The final "Fire Original" from the 1998 expansion team. Returned after missing the first two months with a hip injury. Club's all-time leader in games.</i>														
3	<b>Calen Carr</b>	<b>FW</b>	6-0	150	10/04/1982	Oakland, CA	10	0	0	0	68	15	6	3
<i>Speedy attacker or winger who missed the first four months of the year with a knee injury. In his fourth MLS season, all with Chicago.</i>														
5	<b>Tim Ward</b>	<b>DF</b>	6-0	165	02/28/1987	Waukesha, WI	19	19	0	3	49	42	0	6
<i>Versatile player who has been out since mid-August. Can play as a fullback, center back or holding midfielder. In his fourth MLS year with fourth team.</i>														
6	<b>Brandon Prideaux</b>	<b>DF</b>	6-0	170	08/18/1976	Seattle, WA	19	16	0	1	252	231	0	4
<i>Veteran fullback who is retiring after the season to become an assistant at Univ. of Washington. In his 11th MLS season, second with the Fire.</i>														
7	<b>Logan Pause</b>	<b>MF</b>	5-10	155	08/22/1981	Hillsborough, NC	26	26	0	3	172	151	1	8
<i>Anchor of the Fire midfield for two years, since the retirement of Chris Armas. Member of the U.S. team for the CONCACAF Gold Cup.</i>														
9	<b>Baggio Husidic</b>	<b>MF</b>	6-1	172	05/19/1987	Velika Kladusa, Yugoslavia	10	5	0	1	10	5	0	1
<i>2009 SuperDraft selection out of Illinois-Chicago. His MLS debut came May 28 vs. Chivas; his first start just more than a month later.</i>														
10	<b>Cuauhtemoc Blanco</b>	<b>MF</b>	5-9	180	01/17/1973	Mexico City, Mexico	21	15	5	8	62	56	16	26
<i>Mexican international whose return led El Tri back to the World Cup finals. Began the season coming off the bench; started just one of the last five.</i>														
11	<b>John Thorington</b>	<b>MF</b>	5-8	150	10/17/1979	Johannesburg, South Africa	19	19	0	1	54	44	7	2
<i>Versatile midfielder who has battled injury over the second half of the season, starting just two games since Aug. 1. In his fifth MLS season.</i>														
14	<b>Patrick Nyarko</b>	<b>FW</b>	6-0	165	01/15/1986	Kumasi, Ghana	30	22	4	2	39	24	5	2
<i>Second-year striker who can also play as a wide midfielder. First-round selection (No. 7 overall) in 2008 draft out of Virginia Tech.</i>														
16	<b>Marco Pappa</b>	<b>MF</b>	5-10	155	11/15/1987	Guatemala City, Guatemala	30	28	5	4	36	31	5	4
<i>Guatemalan international who is a first-choice starter on either side of midfield. Acquired on loan from CSD Municipal midway through last season.</i>														
17	<b>Chris Rolfe</b>	<b>FW</b>	5-8	145	01/17/1983	Kettering, OH	28	20	6	1	123	103	36	18
<i>Has not scored fewer than six goals in five years with Chicago, in both a striker and attacking midfielder role. Will move to Denmark's Aalborg in January.</i>														
18	<b>Mike Banner</b>	<b>MF</b>	5-10	160	10/20/1984	Washington, DC	22	8	2	3	36	10	2	3
<i>Speedy midfielder who became a makeshift left back over the stretch run. In his third season after being selected in the third round in 2007.</i>														
20	<b>Brian McBride</b>	<b>FW</b>	6-0	175	06/19/1972	Arlington Heights, IL	22	22	7	2	194	190	74	49
<i>The first player drafted in MLS history, returned to MLS and Chicago midway through 2008 after a decade in England. 12 goals in 32 games since.</i>														
21	<b>Justin Mapp</b>	<b>MF</b>	6-1	160	10/18/1984	Brandon, MS	21	11	1	3	167	134	14	35
<i>The 25-year-old is in his eighth MLS season, all but 2002 with Chicago. Mercurial talent can play as a winger or attacking midfielder.</i>														
22	<b>Wilman Conde</b>	<b>DF</b>	6-2	188	08/29/1982	Cali, Colombia	19	18	2	2	48	44	3	4
<i>Third-year Colombian center back who has been slowed since suffering a hamstring injury during the 2009 MLS All-Star Game.</i>														
23	<b>Stefan Dimitrov</b>	<b>FW</b>	6-1	180	10/08/1984	Veliko Tarnovo, Bulgaria	7	1	0	0	7	1	0	0
<i>Rookie who signed with the club just before the start of the season. Made his MLS debut June 13 vs. D.C. United.</i>														
24	<b>Daniel Woolard</b>	<b>DF</b>	5-10	155	05/22/1984	Bedford, TX	8	4	0	0	16	6	1	0
<i>Second-year defender who has battled a ankle injury over the second half of the season. Made three consecutive starts in July.</i>														
25	<b>Gonzalo Segares</b>	<b>DF</b>	5-11	162	10/13/1982	San Jose, Costa Rica	12	12	1	1	108	105	8	7
<i>Costa Rican international who suffered a knee sprain in August and did not return to action. In his fifth season, a product of Virginia Commonwealth.</i>														
26	<b>David Myrie</b>	<b>DF</b>	6-1	175	06/01/1988	Costa Rica	0	0	0	0	0	0	0	0
<i>Costa Rican international at U-17 and U-20 level who signed in September from LD Alajuelense.</i>														
29	<b>Peter Lowry</b>	<b>MF</b>	5-11	165	10/02/1985	Missoula, MT	9	8	3	0	9	8	3	0
<i>Second-year attacking midfielder or striker who made his MLS debut this season. His first career MLS goal came Aug. 1 vs. Houston.</i>														
32	<b>Dasan Robinson</b>	<b>DF</b>	5-11	160	06/06/1984	Evanston, IL	12	9	1	0	63	54	3	0
<i>After two seasons as a first-choice center back, injuries have limited him in the last two years. A product of the University of Dayton, like Chris Rolfe.</i>														
34	<b>Austin Washington</b>	<b>DF</b>	6-0	175	09/26/1985	Spokane, WA	8	4	0	0	9	5	0	0
<i>In his second season with the Fire out of Gonzaga University. A fourth-round selection in the 2008 SuperDraft.</i>														
40	<b>Andrew Dykstra</b>	<b>GK</b>	6-4	205	01/02/1986	Woodbridge, VA	0	0	0	0	0	0	0	0
<i>Reserve goalkeeper who played for the Fire in the U.S. Open Cup but has yet to make his MLS debut. Attended Virginia Commonwealth Univ.</i>														

HEAD COACH : Denis Hamlett

01/09/1969

W24 L18 T21



2009 CHICAGO FIRE STATISTICS (11-7-12, 45 pts.)

UNF	POS	PLAYER	GP	GS	MIN	G	A	SHT	SOG	FC	FS	OFF	CK	C	E
20	F	Brian McBride	22	22	1963	7	2	47	22	9	33	7	0	0	0
17	F	Chris Rolfe	28	20	1854	6	1	62	26	10	22	2	0	5	0
10	M	Cuauhtemoc Blanco	21	15	1452	5	8	39	17	10	39	8	100	2	0
16	M	Marco Pappa	30	28	2314	5	4	60	29	28	29	5	26	2	0
14	F	Patrick Nyarko	30	22	1983	4	2	33	20	22	35	37	0	0	0
29	M	Peter Lowry	9	8	659	3	0	13	8	7	3	0	8	1	0
18	D-M	Mike Banner	22	8	942	2	3	10	4	6	17	2	15	1	0
22	D	Wilman Conde	19	18	1614	2	2	11	4	16	9	1	0	2	0
21	M	Justin Mapp	21	11	1013	1	3	16	4	3	17	2	29	3	0
25	D	Gonzalo Segares	12	12	965	1	1	6	3	13	15	2	0	4	0
32	D	Dasan Robinson	12	9	908	1	0	2	1	19	13	0	0	2	1
7	M	Logan Pause	26	26	2287	0	3	5	1	13	16	0	0	2	0
5	D	Tim Ward	19	19	1685	0	3	16	3	9	13	1	0	4	0
9	M	Baggio Husidic	10	5	449	0	1	6	1	1	6	0	4	0	0
6	D	Brandon Prideaux	19	16	1414	0	1	6	1	18	13	0	0	2	0
4	D	Bakary Soumare	16	16	1364	0	1	3	2	18	6	0	0	5	1
11	M	John Thorrington	19	19	1574	0	1	14	3	28	34	1	0	6	2
2	D	C.J. Brown	18	17	1454	0	0	3	1	11	15	1	0	1	0
1	GK	Jon Busch	30	30	2700	0	0	0	0	1	2	0	0	3	0
3	F	Calen Carr	10	0	90	0	0	1	0	2	2	0	1	1	0
23	F	Stefan Dimitrov	7	1	124	0	0	1	0	3	1	1	0	0	0
34	D	Austin Washington	8	4	360	0	0	1	0	2	1	0	0	0	0
24	D	Daniel Woolard	8	4	409	0	0	1	0	2	5	0	0	0	0
40	GK	Andrew Dykstra	0	0	0	0	0	0	0	0	0	0	0	0	0
26	D	David Myrie	0	0	0	0	0	0	0	0	0	0	0	0	0
		Own-goals received				2									
		Team totals	30	30	2700	39	36	356	150	251	372	70	183	46	4
		Opponent totals	30	30	2700	34	21	336	136	372	251	42	128	65	6

GAME-WINNING GOALS: Chris Rolfe 3, Patrick Nyarko 2, Dasan Robinson 1, Marco Pappa 1  
 Brian McBride 1, Wilman Conde 1, Cuauhtemoc Blanco 1

GAME-WINNING ASSISTS: Cuauhtemoc Blanco 3, Tim Ward 1, Logan Pause 1, Marco Pappa 1, Justin Mapp 1  
 Mike Banner 1

PENALTY KICK GOALS/ATTEMPTS: Cuauhtemoc Blanco 3-3, Brian McBride 1-2

CHICAGO FIRE INDIVIDUAL GOALKEEPING

UNF	POS	GOALKEEPER	GP	GS	MIN	SHTS	SV	GA	GAA	PG	PA	W	L	T	SO
1	GK	Jon Busch	30	30	2700	136	103	34	1.13	5	5	11	7	12	10
		Team totals	30	30	2700	136	103	34	1.13	5	5	11	7	12	10
		Opponent totals	30	30	2700	150	109	39	1.30	4	5	7	11	12	8

\* = Played with other teams in 2009. Only Chicago Fire statistics listed here.

CHICAGO FIRE - GAME-BY-GAME

#	Player	1	2	3	4	5	6	7	8	9	10	11	12	13	14	15	16	17	18	19	20	21	22	23	24	25	26	27	28	29	30		
1	Jon Busch	DAL	DC	NY	ST	KC	CLB	SEA	NE	TOR	NY	CHV	DAL	HOU	DC	COL	CLB	ST	SEA	RSL	HOU	KC	LA	COL	DC	RSL	CLB	TOR	LA	NE	CHV		
2	C.J. Brown	3-1	1-1	1-0	3-3	2-2	2-2	1-1	1-1	2-0	1-0	3-2	0-3	0-1	1-2	2-1	0-0	2-0	0-0	1-0	2-3	2-0	0-2	3-2	0-1	1-1	2-2	2-2	0-1	0-0	1-0		
3	Calen Carr	90G	90G	90G	90G	90G	90G	90G	90G	90G	90G	90G	90G	90G	90G	90G	90G	90G	90G	90G	90G	90G	90G	90G	90G	90G	90G	90G	90G	90G	90G		
4	Bakery Soumare	14D														2	5		4	13		2											
5	Tim Ward	90D	90D	90D	90M	90D	90D	90D	90D	90D	90D	72D	90D	90D	83D	90D	90D	90D	90D	90M	25	90D	90D	90D	90D	90D	90D	90D	90D	90D	90D	90D	
6	Brandon Pridaux	90M	90M	90M	90M	90M	90M	90M	90M	90M	90M	90M	90M	90M	90M	90M	90M	90M	90M	90M	90M	90M	90M	90M	90M	90M	90M	90M	90M	90M	90M	90M	
7	Logan Pause	90M	90M	90M	90M	90M	90M	90M	90M	90M	90M	90M	90M	90M	90M	90M	90M	90M	90M	90M	90M	90M	90M	90M	90M	90M	90M	90M	90M	90M	90M	90M	
9	Baggio Husidic	11	20	45	83M	90M	90M	90M	90M	89M	90M	90M	7	16	3	90M	74M		65M	2	90M		90M	90M	90M	90M	90M	90M	90M	90M	90M	90M	
10	Cuahtemoc Blanco	90M	90M	14M	90M	90M	66M	90M	90M	90M	90M	90M	90M	90M	90M	90M	90M	90M	90M	90M	90M	90M	90M	90M	90M	90M	90M	90M	90M	90M	90M	90M	
11	John Thorrington	73F	90F	70F	90F	77F	90F	90F	27	45F	4	18	90F	90M	68F	11	16	90F	90F	90F	90F	90F	90F	90F	90F	90F	90F	90F	90F	90F	90F	90M	
14	Patrick Nyarko	79M	70M	84M	90M	89M	75M	82M	70M	61M	79M	59M	25	77M	90M	90M	85M	30	77M	88M	90M	88M	90M	90M	90M	86M	83M	87M	90M	68M	64M		
16	Marco Pappa	17	10	20	21	13	21	24	63F	45	86F	90F	67M	90F	90M	79F	90M	90F	90M	90M	90M	90M	90M	90M	90M	90M	90M	90M	90M	90M	90M		
17	Chris Rolfe	90F	90F	90F	90F	90F	90F	90F	90F	90F	90F	90F	90F	90F	90F	90F	90F	90F	90F	90F	90F	90F	90F	90F	90F	90F	90F	90F	90F	90F	90F	90F	
18	Mike Banner	90F	90F	90F	90F	90F	90F	90F	90F	90F	90F	90F	90F	90F	90F	90F	90F	90F	90F	90F	90F	90F	90F	90F	90F	90F	90F	90F	90F	90F	90F	90F	
20	Brian McBride	79M	80M	45M	69M	90D	90D	90D	90D	90D	90D	90D	74M	27	22	90D	90D	6	90D		66M	26	14	24	69M	27	85M	82M					
21	Justin Mapp	90D	90D	90D	90D	90D	90D	90D	90D	90D	90D	90D	90D	90D	90D	90D	90D	90D	90D	90D	90D	90D	90D	90D	90D	90D	90D	90D	90D	90D	90D	90D	
22	Wilman Conde	11	90D	90D	90D	90D	90D	90D	90D	90D	90D	90D	90D	90D	90D	90D	90D	90D	90D	90D	90D	90D	90D	90D	90D	90D	90D	90D	90D	90D	90D	90D	
23	Stefan Dimitrov	90D	90D	90D	90D	90D	90D	90D	90D	90D	90D	90D	90D	90D	90D	90D	90D	90D	90D	90D	90D	90D	90D	90D	90D	90D	90D	90D	90D	90D	90D	90D	
24	Daniel Woolard	90D	90D	90D	90D	90D	90D	90D	90D	90D	90D	90D	90D	90D	90D	90D	90D	90D	90D	90D	90D	90D	90D	90D	90D	90D	90D	90D	90D	90D	90D	90D	
25	Gonzalo Segares	90D	90D	90D	90D	90D	90D	90D	90D	90D	90D	90D	90D	90D	90D	90D	90D	90D	90D	90D	90D	90D	90D	90D	90D	90D	90D	90D	90D	90D	90D	90D	
26	David Myrie	90D	90D	90D	90D	90D	90D	90D	90D	90D	90D	90D	90D	90D	90D	90D	90D	90D	90D	90D	90D	90D	90D	90D	90D	90D	90D	90D	90D	90D	90D	90D	
28	Nick Noble	90D	90D	90D	90D	90D	90D	90D	90D	90D	90D	90D	90D	90D	90D	90D	90D	90D	90D	90D	90D	90D	90D	90D	90D	90D	90D	90D	90D	90D	90D	90D	
29	Peter Lowry	90D	90D	90D	90D	90D	90D	90D	90D	90D	90D	90D	90D	90D	90D	90D	90D	90D	90D	90D	90D	90D	90D	90D	90D	90D	90D	90D	90D	90D	90D	90D	
32	Dasan Robinson	76	6	81D	7					1				90D		60M		90D		90M	90M	90M	90M	90M	90M	90M	90M	90M	90M	90M	90M	90M	
34	Austin Washington																				30	90D	90D	90D	90D	90D	90D	90D	90D	90D	90D	90D	90D
40	Andrew Dykstra																				90D	90D	70D	90D	90D	90D	90D	90D	90D	90D	90D	90D	

"00" = minutes played  
 F/M/D/G = starting position

CHICAGO FIRE – GAME-BY-GAME LOG

Game #1	03/21/2009	CHI 3 at DAL 1	W	Mapp 1 (Nyarko 1) 38; McBride 1 (penalty kick) 51; Blanco 1 (unassisted) 94+
Game #2	03/28/2009	CHI 1 at DC 1	T	Nyarko 1 (Pappa 1) 53
Game #3	04/05/2009	CHI 1 vs NY 0	W	Pappa 1 (unassisted) 33
Game #4	04/11/2009	CHI 3 at SJ 3	T	Pappa 2 (Pause 1, Mapp 1) 41; McBride 2 (Blanco 1, Soumare 1) 57; Rolfe 1 (Pappa 2) 85
Game #5	04/18/2009	CHI 2 vs KC 2	T	McBride 3 (Conde 1) 13; McBride 4 (Blanco 2) 20
Game #6	04/25/2009	CHI 2 at CLB 2	T	McBride 5 (Nyarko 2, Segares 1) 86; Segares 1 (Ward 1, Rolfe 1) 88
Game #7	05/02/2009	CHI 1 vs SEA 1	T	Pappa 3 (Blanco 3) 68
Game #8	05/09/2009	CHI 1 vs NE 1	T	Conde 1 (Blanco 4) 36
Game #9	05/16/2009	CHI 2 at TOR 0	W	Rolfe 2 (Blanco 5) 59; McBride 6 (Banner 1) 81
Game #10	05/24/2009	CHI 1 at NY 0	W	Rolfe 3 (Pause 2) 45
Game #11	05/28/2009	CHI 3 at CHV 2	W	Blanco 2 (penalty kick) 25; Nyarko 2 (unassisted) 89; Blanco 3 (penalty kick) 96+
Game #12	05/31/2009	CHI 0 vs DAL 3	L	
Game #13	06/05/2009	CHI 0 vs HOU 1	L	
Game #14	06/13/2009	CHI 1 at DC 2	L	Pappa 4 (Ward 2, Thorrington 1) 33
Game #15	07/04/2009	CHI 2 at COL 1	W	Pappa 5 (Husidic 1, McBride 1) 30; Conde 2 (Blanco 6) 37
Game #16	07/11/2009	CHI 0 vs CLB 0	T	
Game #17	07/18/2009	CHI 2 vs SJ 0	T	Nyarko 3 (Blanco 7) 82; Blanco 4 (Conde 2) 92+
Game #18	07/25/2009	CHI 0 at SEA 0	T	
Game #19	08/01/2009	CHI 1 vs RSL 0	W	Nyarko 4 (Ward 3, Banner 2) 76
Game #20	08/09/2009	CHI 2 at HOU 3	L	Rolfe 4 (unassisted) 46; Lowry 1 (Blanco 8) 48
Game #21	08/16/2009	CHI 2 at KC 0	W	Rolfe 5 (Pappa 3) 13; Banner 1 (Pause 3) 89
Game #22	08/19/2009	CHI 0 vs LA 2	L	
Game #23	08/23/2009	CHI 3 vs COL 2	W	Blanco 5 (penalty kick) 72; Banner 2 (unassisted) 85; Robinson 1 (Mapp 2) 93+
Game #24	08/29/2009	CHI 0 vs DC 1	L	
Game #25	09/12/2009	CHI 1 at RSL 1	T	Rolfe 6 (Pappa 4, Banner 3) 44
Game #26	09/20/2009	CHI 2 vs CLB 2	T	Lowry 2 (McBride 2, Prideaux 1) 6; Lowry 3 (unassisted) 35
Game #27	09/26/2009	CHI 2 vs TOR 2	T	own goal (Garcia) 14; McBride 7 (Mapp 3) 78
Game #28	10/02/2009	CHI 0 at LA 1	L	
Game #29	10/17/2009	CHI 0 at NE 0	T	
Game #30	10/22/2009	CHI 1 vs CHV 0	W	own goal (Lillingston) 67



# CHICAGO FIRE - CUP COMPETITIONS - GAME-BY-GAME

## ECSF: FIRE v REVOLUTION

#	Player	SUPERLIGA				U.S. OPEN CUP	
		GrpA SNL	GrpA CHV	GrpA TIG	SF NE	3R WLM	
1	Jon Busch	90	90	90	90		
2	C.J. Brown	90	16		90		
3	Calen Carr	1-0	1-0	1-2	2-1	0-1	
4	Bakary Soumare						90
5	Tim Ward	90	s20	90	90	s61	90
6	Brandon Pridéaux	90	s74	58		29	
7	Logan Pause	90	90	90			
9	Baggio Husidic	s1	89	s32	90		90
10	Cuauhtemoc Blanco	89		90	90		
11	John Thorrington				90		
14	Patrick Nyarko	s9	90	s19	s20		90
16	Marco Pappa	83	s21	77	82	s22	
17	Chris Rolfe	81	s1	71	70	s14	
18	Mike Banner		90		s8		90
20	Brian McBride	90		90	90		
21	Justin Mapp		69	s13			90
22	Wilman Conde	90	90	90			
23	Stefan Dimitrov		70				90
24	Daniel Woolard	s7		90	90		
25	Gonzalo Segares	90					
28	Nick Noble						76
29	Peter Lowry						
32	Dasan Robinson						
34	Austin Washington						68
40	Andrew Dykstra	s1	90		90		90
SUPERLIGA							
GrpA	06/20/2009	CHI 1 vs SNIUIS	0	W	McBride 1 (Blanco 1)	69	
GrpA	06/23/2009	CHI 1 vs CHV	0	W	Mapp 1 (unassisted)	35	
GrpA	06/27/2009	CHI 1 vs TIGRES	2	L	Blanco (penalty kick)	85	
SF	07/15/2009	CHI 2 at NE	1	W	McBride 2 (Blanco 2)	34; Blanco 2 (unassisted)	63
U.S. OPEN CUP							
3R	06/30/2009	CHI 0 at WINGTN	1	L			



ALL-TIME CHICAGO FIRE POSTSEASON STATISTICS (20-13-6, 61 PTS.)

PLAYER	GP	GS	MIN	G	A
Ante Razov	26	25	2095	10	9
Dema Kovalenko	18	16	1512	5	3
Hristo Stoitchkov	13	9	900	4	5
Peter Nowak	20	20	1651	3	10
Jesse Marsch	31	31	2688	3	3
Chris Rolfe	11	11	903	3	2
DaMarcus Beasley	17	16	1460	2	5
Chris Armas	29	29	2659	2	4
Lubos Kubik	9	8	727	2	3
Ivan Guerrero	5	5	480	2	1
Justin Mapp	10	6	613	1	4
C.J. Brown	32	32	2921	1	2
Diego Gutierrez	25	19	1901	1	2
Carlos Bocanegra	19	18	1664	1	1
Nate Jaqua	8	4	391	1	1
Roman Kosecki	4	4	269	1	1
Jerzy Podbrozny	7	7	622	1	1
Damani Ralph	4	4	363	1	1
Evan Whitfield	10	8	737	1	1
Andy Williams	4	4	306	1	1
Eric Wynalda	5	4	324	1	1
John Ball	2	0	59	1	0
Chad Barrett	6	3	271	1	0
Jamar Beasley	5	1	193	1	0
Wilman Conde	6	6	540	1	0
Sam George	2	0	21	1	0
Brian McBride	3	3	270	1	0
Gonzalo Segares	11	11	934	1	0
Jack Stewart	2	2	164	1	0
Calen Carr	5	1	134	0	2
Thiago	4	3	314	0	2
Kelly Gray	4	2	242	0	2
Zach Thornton	31	31	2833	0	2
Cuauhtemoc Blanco	6	6	533	0	1
Tenywa Bonseu	6	5	473	0	1
Paul Dougherty	2	1	165	0	1
Orlando Perez	6	5	372	0	1
Mike Sorber	5	2	192	0	1
Mike Banner	2	0	16	0	0
Jon Busch	3	3	270	0	0
Samuel Caballero	1	0	8	0	0
Jim Curtin	11	10	878	0	0
Sergi Daniv	2	0	2	0	0
Floyd Franks	1	0	2	0	0
Andy Herron	4	2	228	0	0
Zak Ibsen	3	0	46	0	0
Stephen King	1	0	5	0	0
Frank Klopas	5	1	119	0	0
Tony Kuhn	1	0	1	0	0
Andrew Lewis	1	0	33	0	0
Patrick Nyarko	1	0	20	0	0
Francis Okaroh	6	6	481	0	0
Marco Pappa	1	0	1	0	0
Logan Pause	10	9	819	0	0
Matt Pickens	5	5	480	0	0
Brandon Prideaux	3	3	250	0	0
Dasan Robinson	5	5	435	0	0
Tony Sanneh	3	2	226	0	0
Dipsy Selolwane	2	0	39	0	0
Tom Soehn	12	4	450	0	0
Bakary Soumare	4	3	302	0	0
John Thorrington	4	3	275	0	0
David Vaudreuil	9	7	600	0	0
Billy Walsh	2	0	57	0	0
Paulo Wanchope	1	1	90	0	0
Josh Wolff	7	3	313	0	0
John Wolyniec	2	0	18	0	0
Daniel Woolard	1	0	13	0	0
Own-goals received				2	
Team totals	39	39	3583	57	74
Opponent totals	39	39	3583	37	43

FIRE INDIVIDUAL GOALKEEPING

GOALKEEPER	GP	GS	SV	GA	GAA	SO
Jon Busch	3	3	10	2	0.67	2
Matt Pickens	5	5	26	5	0.94	2
Zach Thornton	31	31	103	30	0.95	13
Team totals	39	39	139	37	0.93	17
Opponent totals	39	39	156	57	1.43	9



## TACTICS

Revs boss Steve Nicol once again faced an injury crisis throughout nearly the entirety of the season, but his side has started to finally take shape heading into the playoffs. Edgarus Jankauskas is partnering with Kheli Dube up top, with the Gambian duo of Kenny Mansally and Sainey Nyassi providing stretching pace on the flanks. Wells Thompson and Chris Tierney have also added depth in wide roles. The midfield duo, as it has been for years, is filled by Shalrie Joseph and Jeff Larentowicz; Joseph has also played at times this season as an out-and-out striker. Michael Videira can also play as an attacking midfielder or underneath striker. The back four has been relatively stable in front of the experienced Matt Reis, with rookies Kevin Alston at right back and Darrius Barnes in central defense. Another newcomer, Emmanuel Osei, partners Barnes with Revolution ironman Jay Heaps at left back. Amaechi Igwe could also fill in at fullback with Heaps playing in the center.

## HOW THEY QUALIFIED

It took a win on the final day of the season, but the New England Revolution finished in third place in the Eastern Conference with 42 points from 30 matches. After a stretch of five wins in a seven-game span from July 19-Aug. 29 pulled the Revs back into the playoff picture, they won just one of the next eight games to put their postseason streak in jeopardy until the final weekend's results all went their way.

## STADIUM

**Gillette Stadium** (capacity: 20,000)

The Revolution took 25 points from 15 home matches, tying for the 10th-best home record in the league. The Revolution scored 22 goals (also 10th-best) while conceding 16 at Gillette. On the road, the Revs took 17 points, with four wins and five draws, joint fifth-best in the league. They scored just 11 goals on their travels, more than just three other clubs in MLS, while allowing 21.

## ATTACK

The Revolution scored 33 goals on the campaign, even with the Kansas City Wizards and more than just the New York Red Bulls, who scored 27. The 33 goals were the fewest scored in a season in New England club history. The Revs were shut out eight times over the course of the season, including four over the final eight games of the season. They hit for a season-high four goals in a win against New York on June 7.

## DEFENSE

The Revolution allowed 37 goals on the season, right in the middle of the league. They recorded eight clean sheets on the season, including back-to-back shutouts to conclude the season and three in a row July 11-25 to kick off their midseason charge. They lost by a club-record 6-0 in a loss to Real Salt Lake on April 25.

## CURRENT FORM

The Revs ended a four-game winless run and scored their first goal in 240 minutes to grab a 1-0 victory at Columbus in the season finale and snatch the final playoff spot. The Revolution do come into the postseason not having allowed a goal in 234 minutes.

## COACH

**Steve Nicol.** The longest-tenured coach in Major League Soccer, the former Liverpool and Scotland fullback led the Revolution to the MLS Cup Final in four of his first six years fully in charge. He has still had only one losing season in charge, in 2004. He saw his side lift the U.S. Open Cup in 2007 and the SuperLiga championship in 2008, having never failed to lead his team into the MLS Cup Playoffs.

## KEY ADDITIONS THIS SEASON

Newcomer center backs **Darrius Barnes** and **Emmanuel Osei** have formed the first-choice partnership for most of the season. **Kevin Alston** has also started the majority of the season at right back. **Edgarus Jankauskas** scored two league goals after arriving at midseason.

## KEY ABSENCES

**Steve Ralston** suffered a knee injury Sept. 26 and will miss out on the MLS Cup Playoffs for a second consecutive season. **Taylor Twellman** will also miss out, having made just two league appearances because of concussion. Veteran fullback **Chris Albright** is also out for the season after knee surgery.

## KEY MAN

**Shalrie Joseph.** Perennially considered a league MVP candidate, the Grenada international literally put the team on his back on one point this season, moving into an out-and-out striking role. He leads the club with eight goals and eight assists.



# NEW ENGLAND REVOLUTION

No.	Player	Pos	Ht	Wt	Birthdate	Birthplace	2009				CAREER			
							GP	GS	G	A	GP	GS	G	A
1	<b>Matt Reis</b>	<b>GK</b>	6-1	196	03/28/1975	Atlanta, GA	24	24	0	0	213	208	0	1
<i>In his 12th MLS season, his sixth as the Revolution No. 1. Holds every New England career goalkeeping record. Four-time Goalkeeper of Year finalist</i>														
2	<b>Amaechi Igwe</b>	<b>DF</b>	6-0	165	05/20/1988	San Francisco, CA	11	5	0	0	22	11	0	0
<i>Generation adidas member who can play anywhere along the back line. In his third season out of Santa Clara University.</i>														
3	<b>Chris Albright</b>	<b>DF</b>	6-1	180	01/14/1979	Philadelphia, PA	1	1	0	0	199	171	11	20
<i>Made his only appearance April 4 before suffering a season-ending knee injury. Part of the U.S. team at the 2006 FIFA World Cup.</i>														
4	<b>Gabriel Badilla</b>	<b>DF</b>	5-11	165	06/30/1984	San Jose, Costa Rica	0	0	0	0	6	5	0	0
<i>Signed midway through the 2008 season from Costa Rican power Saprissa. Missed much of the first half of the year with a back injury.</i>														
5	<b>Emmanuel Osei</b>	<b>DF</b>	5-11	160	08/23/1982	Accra, Ghana	23	23	0	0	23	23	0	0
<i>Center back in his first season in New England from Ghana's Liberty Professionals. Also played in Italy, Romania and Germany.</i>														
6	<b>Jay Heaps</b>	<b>DF</b>	5-9	155	08/02/1976	Nashua, NH	25	25	1	4	314	299	17	34
<i>The club's all-time leader in appearances, can play anywhere along the back. Part of the U.S. team in this summer's CONCACAF Gold Cup.</i>														
7	<b>Wells Thompson</b>	<b>MF</b>	5-10	155	11/25/1983	Winston-Salem, NC	25	17	1	2	71	36	2	3
<i>Wide midfielder who loves to run at defenders in his third professional season. Scored the game-winner in the 2007 U.S. Open Cup final.</i>														
8	<b>Chris Tierney</b>	<b>DF</b>	6-0	180	01/09/1986	Boston, MA	14	13	0	2	20	17	0	3
<i>A selection in the 2008 Supplemental Draft, a left-sided player who can play either as a wide midfielder or a fullback.</i>														
9	<b>Stephane Assengue</b>	<b>FW</b>	5-8	165	05/23/1990	Douala, Cameroon	2	0	0	0	2	0	0	0
<i>Speedy forward who signed with the club in March. Came from Daga Young Stars in his homeland.</i>														
10	<b>Edgaras Jankauskas</b>	<b>FW</b>	6-4	190	03/12/1975	Vilnius, Lithuania, USSR	10	8	2	1	10	8	2	1
<i>Veteran powerful striker signed at midseason. Last with Skonto Riga (Latvia), also played in Russia, Belgium, Spain, Portugal and Scotland.</i>														
11	<b>Kheli Dube</b>	<b>FW</b>	6-1	155	06/18/1983	Bulawayo, Zimbabwe	26	20	8	0	47	33	12	4
<i>Another Supplemental Draft selection who was finalist for 2008 Rookie of the Year honors. A youth international at all levels for Zimbabwe.</i>														
13	<b>Jeff Larentowicz</b>	<b>MF</b>	6-1	175	08/05/1983	Pasadena, CA	28	28	1	2	111	103	9	9
<i>One of the league's top defensive midfielders, having moved into a starting role in 2006. His only goal this season put the Revs into the playoffs.</i>														
14	<b>Steve Ralston</b>	<b>MF</b>	5-9	160	06/14/1974	St. Louis, MO	20	17	7	7	378	372	76	135
<i>Will miss out on the MLS Cup Playoffs for a second season after suffering a knee injury. An MLS Original and the U.S. record holder for appearances.</i>														
16	<b>Mauricio Castro</b>	<b>MF</b>	5-10	165	08/11/1981	Tegucigalpa, Honduras	6	3	0	1	30	25	0	4
<i>Came to MLS and the Revolution before the start of the 2008 season after six seasons in Honduras. Has won 4 caps representing his country.</i>														
19	<b>Michael Videira</b>	<b>MF</b>	5-10	175	01/06/1986	Milford, MA	12	5	0	0	12	5	0	0
<i>A 2008 SuperDraft pick, he came back to the Revolution after spending last year with Hamilton Academical in Scotland.</i>														
20	<b>Taylor Twellman</b>	<b>FW</b>	5-11	170	02/29/1980	Minneapolis, MN	2	0	2	0	174	163	101	28
<i>Limited to just two substitute appearances - scoring two goals - suffering from concussion symptoms. His 101 league goals are fifth all-time in MLS.</i>														
21	<b>Shalrie Joseph</b>	<b>MF</b>	6-3	180	05/24/1978	Saint George, Grenada	27	24	8	8	189	185	24	25
<i>A strong candidate for MVP honors this season, at times playing as an out-and-out striker. Named to the Best XI three times and a six-time All-Star.</i>														
24	<b>Brad Knighton</b>	<b>GK</b>	6-1	180	02/06/1985	Hickory, NC	6	6	0	0	6	6	0	0
<i>In his third season with the Revs, his MLS debut came March 28 of this year. Spent much of 2008 on loan to USL1 Portland Timbers.</i>														
25	<b>Darrius Barnes</b>	<b>DF</b>	6-1	175	12/24/1986	Raleigh, NC	30	30	0	0	30	30	0	0
<i>Rookie defender out of Duke University who was the club's third round selection in the 2008 SuperDraft.</i>														
26	<b>Nico Colaluca</b>	<b>MF</b>	5-9	150	05/23/1986	Providence, RI	6	1	0	0	10	1	0	0
<i>A New England native who was acquired from the Colorado Rapids on May 6. Primarily an attacking midfielder but can also play out wide.</i>														
28	<b>Pat Phelan</b>	<b>MF</b>	6-1	175	01/16/1985	Houston, TX	21	13	0	0	32	18	0	0
<i>A converted central defender who figures more in a holding midfield role. A U.S. youth international, he was acquired from Toronto FC.</i>														
29	<b>Kenny Mansally</b>	<b>FW</b>	5-10	160	01/27/1989	Banjul, Gambia	25	19	1	2	43	30	4	3
<i>Gambian international who play either as a winger or an out-and-out forward. In his third year with New England, signed late in the 2007 campaign.</i>														
30	<b>Kevin Alston</b>	<b>DF</b>	5-8	160	05/05/1988	Washington, DC	26	26	0	1	26	26	0	1
<i>The Revolution's first-round selection (10th overall) in the 2009 SuperDraft out of Indiana. Fullback who likes to get forward into the attack.</i>														
31	<b>Sainey Nyassi</b>	<b>MF</b>	5-8	135	01/31/1989	Bwiam, Gambia	28	22	2	1	54	40	4	2
<i>Very quick attacking force, can play either wing or up top. A Gambian youth international who has yet to make his full senior debut.</i>														
34	<b>Bobby Shuttleworth</b>	<b>GK</b>	6-2	195	05/13/1987	Tonawanda, NY	0	0	0	0	0	0	0	0
<i>Signed with the club in June after a stint with the USL-1 Austin Aztex. Also played on loan with the USL-2 Western Mass. Pioneers.</i>														

HEAD COACH : Steve Nicol

12/11/1961

W98 L76 T63



2009 NEW ENGLAND REVOLUTION STATISTICS (11-10-9, 42 pts.)

UNF	POS	PLAYER	GP	GS	MIN	G	A	SHT	SOG	FC	FS	OFF	CK	C	E
21	M	Shalrie Joseph	27	24	2228	8	8	29	12	28	39	16	0	3	1
11	F	Kheli Dube	26	20	1720	8	0	49	24	35	31	15	2	4	0
14	F-M	Steve Ralston	20	17	1543	7	7	18	11	4	12	2	35	2	0
10	F	Edgaras Jankauskas	10	8	667	2	1	15	5	14	15	6	0	1	1
31	M	Sainey Nyassi	28	22	1940	2	1	28	14	17	23	5	1	1	0
20	F	Taylor Twellman	2	0	109	2	0	5	4	1	3	1	0	0	0
6	D	Jay Heaps	25	25	2170	1	4	19	11	12	21	2	0	5	0
13	M	Jeff Larentowicz	28	28	2438	1	2	34	17	45	30	2	0	4	0
29	F-M	Kenny Mansally	25	19	1699	1	2	28	10	33	29	10	57	5	0
7	M	Wells Thompson	25	17	1652	1	2	14	5	28	36	2	5	9	1
8	D-M	Chris Tierney	14	13	1044	0	2	7	4	8	2	0	12	0	0
30	D	Kevin Alston	26	26	2339	0	1	12	5	22	35	0	0	2	0
16	M	Mauricio Castro	6	3	223	0	1	5	2	5	3	0	5	0	0
3	D	Chris Albright	1	1	90	0	0	2	1	0	1	0	0	0	0
9	F	Stephane Assengue	2	0	37	0	0	2	0	1	0	0	0	0	0
25	D	Darrius Barnes	30	30	2700	0	0	0	0	18	7	0	1	3	0
26	M	Nico Colaluca (TOT)	6	1	159	0	0	3	1	4	5	1	0	0	0
26	M	Nico Colaluca (NE)	6	1	159	0	0	3	1	4	5	1	0	0	0
2	D	Amaechi Igwe	11	5	628	0	0	2	1	5	14	0	0	0	0
24	GK	Brad Knighton	6	6	540	0	0	0	0	1	2	0	0	0	0
5	D	Emmanuel Osei	23	23	1852	0	0	5	1	19	19	0	0	4	1
28	M	Pat Phelan	21	13	1136	0	0	7	2	16	15	0	0	3	0
1	GK	Matt Reis	24	24	2160	0	0	0	0	1	6	0	0	2	0
19	F-M	Michael Videira	12	5	480	0	0	6	3	9	7	1	0	2	0
4	D	Gabriel Badilla	0	0	0	0	0	0	0	0	0	0	0	0	0
34	GK	Bobby Shuttleworth	0	0	0	0	0	0	0	0	0	0	0	0	0
		Team totals	30	30	2700	33	31	290	133	326	387	63	118	50	4
		Opponent totals	30	30	2700	37	31	426	189	387	326	56	170	61	6

GAME-WINNING GOALS: Kheli Dube 4, Steve Ralston 2, Shalrie Joseph 2, Wells Thompson 1  
Jeff Larentowicz 1, Jay Heaps 1

GAME-WINNING ASSISTS: Steve Ralston 3, Jeff Larentowicz 2, Shalrie Joseph 2, Chris Tierney 1  
Wells Thompson 1, Edgaras Jankauskas 1, Kevin Alston 1

PENALTY KICK GOALS/ATTEMPTS: Steve Ralston 4-4, Shalrie Joseph 1-1

NEW ENGLAND REVOLUTION INDIVIDUAL GOALKEEPING

UNF	POS	GOALKEEPER	GP	GS	MIN	SHTS	SV	GA	GAA	PG	PA	W	L	T	SO
1	GK	Matt Reis	24	24	2160	140	114	23	0.96	2	3	10	8	6	8
24	GK	Brad Knighton	6	6	540	49	36	14	2.33	0	0	1	2	3	0
		Team totals	30	30	2700	189	150	37	1.23	2	3	11	10	9	8
		Opponent totals	30	30	2700	133	96	33	1.10	5	5	10	11	9	8

\* = Played with other teams in 2009. Only New England Revolution statistics listed here.



NEW ENGLAND REVOLUTION - GAME-BY-GAME

#	Player	1	2	3	4	5	6	7	8	9	10	11	12	13	14	15	16	17	18	19	20	21	22	23	24	25	26	27	28	29	30		
1	Matt Reis	SJ	NY	DAL	DC	RSL	HOU	CHI	COL	TOR	DC	NY	KC	LA	KC	CHV	HOU	TOR	LA	SEA	RSL	SJ	KC	CHV	NY	SEA	DAL	COL	CLB	CHI	CLB		
2	Amechi Igwe	1-0	1-1	2-1	1-1	0-6	0-2	1-1	1-1	1-3	2-1	4-0	1-3	0-1	0-0	2-0	1-0	1-1	1-2	1-0	3-1	2-1	2-4	0-2	1-1	2-1	0-1	1-1	0-1	0-0	1-0		
3	Chris Albright	90G					90G	90G		90G	90G	90G	90G	90G	90G	90G	90G	90G	90G	90G	90G	90G	90G	90G	90G	90G	90G	90G	90G	90G	90G		
4	Gabriel Badilla	1	45	90D	90D	90D	90D																										
5	Emmanuel Osei																																
6	Jay Heaps	90D	90D	90D	90D	90D	90D	90D	90D	90D	90D	90D	90D	90D	90D	90D	90D	90D	90D	90D	90D	90D	90D	90D	90D	90D	90D	90D	90D	90D	90D	90D	
7	Wells Thompson	90M	90M	90M	90M	90M	90M	90M	90M	90M	90M	90M	90M	90M	90M	90M	90M	90M	90M	90M	90M	90M	90M	90M	90M	90M	90M	90M	90M	90M	90M	90M	
8	Chris Tierney	90D	90D	45D	90D	90D																											
9	Stephane Assengue																																
10	Edgaras Jankauskas																																
11	Kheli Dube	90F	90F	90F	28	64F	65F	59F																									
13	Jeff Larentowicz	90M	90M	90M	87M	90M	90M	90M	90M	90M	25M	90M	90M	90M	90M	90M	90M	90M	90M	90M	90M	90M	90M	90M	90M	90M	90M	90M	90M	90M	90M	90M	
14	Steve Ralston			45	90F			31	90F	90F	90F	82F	90F																				
16	Mauricio Castro																																
19	Michael Videla					26	77M																										
20	Taylor Twellman																																
21	Shalrie Joseph	90M	90M	90M	90M	90M	90M	90M	90M	90M	90M	90M	90M	90M	90M	90M	90M	90M	90M	90M	90M	90M	90M	90M	90M	90M	90M	90M	90M	90M	90M	90M	
22	Rob Valentino																																
23	Argenis Fernandez																																
24	Brad Knighton																																
25	Darius Barnes	90D	90D	90D	90D	90D	90D	90D	90D	90D	90D	90D	90D	90D	90D	90D	90D	90D	90D	90D	90D	90D	90D	90D	90D	90D	90D	90D	90D	90D	90D	90D	
26	Nico Colaluca																																
28	Pat PheLAN																																
29	Kenny Mansally	90F	90F	90F	62F	90F	90F	12																									
30	Kevin Alston	89D	90D					90M	90D	90D	90D	90D	90D	90D	90D	90D	90D	90D	90D	90D	90D	90D	90D	90D	90D	90D	90D	90D	90D	90D	90D	90D	
31	Sainey Nyassi	90M	45M	90M	90M	90M	90M																										
34	Bobby Shuttleworth																																
	Zack Simmons																																

"00" = 100 minutes played  
 F/M/D/G = starting position

NEW ENGLAND REVOLUTION – GAME-BY-GAME LOG

Game #1	03/21/2009	NE 1 at SU 0	W	Dube 1 (Larentowicz 1) 55
Game #2	03/28/2009	NE 1 at NY 1	T	Mansally 1 (Joseph 1) 90
Game #3	04/04/2009	NE 2 vs DAL 1	W	Nyassi 1 (Joseph 2) 56; Ralston 1 (penalty kick) 80
Game #4	04/17/2009	NE 1 at DC 1	T	Joseph 1 (Ralston 1, Thompson 1) 50
Game #5	04/25/2009	NE 0 at RSL 6	L	
Game #6	05/03/2009	NE 0 vs HOU 2	L	Joseph 2 (unassisted) 49
Game #7	05/09/2009	NE 1 at CHI 1	T	Ralston 2 (penalty kick) 18
Game #8	05/16/2009	NE 1 vs COL 1	T	Joseph 3 (Tierney 1, Heaps 1) 12
Game #9	05/23/2009	NE 1 at TOR 3	L	Joseph 4 (Mansally 1, Ralston 2) 55 ; Ralston 3 (penalty kick) 91+
Game #10	05/30/2009	NE 2 vs DC 1	W	Heaps 1 (Joseph 3) 47+; Ralston 4 (Heaps 2) 52; Twellman 1 (Joseph 4) 57; Twellman 2 (Ralston 3) 64
Game #11	06/07/2009	NE 4 vs NY 0	W	Joseph 5 (Ralston 4) 28
Game #12	06/13/2009	NE 1 at KC 3	L	
Game #13	07/04/2009	NE 0 at LA 1	L	
Game #14	07/11/2009	NE 0 vs KC 0	T	
Game #15	07/19/2009	NE 2 vs CHV 0	W	Dube 2 (Joseph 5, Tierney 2) 61; Ralston 5 (unassisted) 77
Game #16	07/25/2009	NE 1 at HOU 0	W	Dube 3 (Ralston 5, Alston 1) 76
Game #17	08/01/2009	NE 1 vs TOR 1	T	Jankauskas 1 (Joseph 6, Heaps 3) 76
Game #18	08/08/2009	NE 1 vs LA 2	L	Ralston 6 (penalty kick) 83
Game #19	08/20/2009	NE 1 at SEA 0	W	Joseph 6 (Ralston 6, Jankauskas 1) 21
Game #20	08/23/2009	NE 3 vs RSL 1	W	Dube 4 (Gastro 1, Heaps 4) 9; Dube 5 (unassisted) 29; Dube 6 (Joseph 7) 66
Game #21	08/29/2009	NE 2 vs SJ 1	W	Ralston 7 (Joseph 8) 68; Thompson 1 (Ralston 7) 74
Game #22	09/05/2009	NE 2 vs KC 4	L	Jankauskas 2 (unassisted) 64; Dube 7 (Nyassi 1) 81
Game #23	09/13/2009	NE 0 at CHV 2	L	
Game #24	09/18/2009	NE 1 at NY 1	T	Nyassi 2 (unassisted) 13
Game #25	09/26/2009	NE 2 vs SEA 1	W	Joseph 7 (penalty kick) 51; Joseph 8 (Larentowicz 2, Thompson 2) 87
Game #26	09/30/2009	NE 0 at DAL 1	L	
Game #27	10/03/2009	NE 1 at COL 1	T	
Game #28	10/10/2009	NE 0 vs CLB 1	L	Dube 8 (Mansally 2) 29
Game #29	10/17/2009	NE 0 vs CHI 0	T	
Game #30	10/25/2009	NE 1 at CLB 0	W	Larentowicz (unassisted) 79

NEW ENGLAND REVOLUTION – CUP COMPETITIONS – GAME-BY-GAME

#	Player	SUPERLIGA				U.S. OPEN CUP	
		GrpB	GrpB	GrpB	SF	3R	HBG
1	Matt Reiss	90	90	90	90		
2	Amaechi Igwe	s45	90	90	90		120
3	Chris Albright						
4	Gabriel Badilla						s75
5	Emmanuel Osei	90	90	90	90		120
6	Jay Heaps	90	90	90	90		
7	Wells Thompson	s2	s13	s23	s7		120
8	Chris Tierney	s1	s11	s14	77		120
9	Stephane Assengue						120
10	Edgaras Jankauskas				90		
11	Kheli Dube	90	90	90	s13		120
13	Jeff Larentowicz	90	90	90	90		120
14	Steve Ralston	39			90		
16	Mauricio Castro						
19	Michael Videira	s51	34		67		120
20	Taylor Twellman						
21	Shalrie Joseph						
22	Rob Valentino						
22	Argenis Fernandez						
23	Brad Knighton						120
24	Brad Knighton						
25	Darrius Barnes	90	90	90	90		45
26	Nico Colaluca		67		s23		120
28	Pat PheLAN	90	90	90	90		120
29	Kenny Mansally	89	79	90	90		45
30	Kevin Alston	45			90		
31	Sainey Nyassi						
34	Bobby Shuttleworth	88	77	76	83		s75
SUPERLIGA							
GrpB	06/21/2009	NE	4 vs SANTOS	2	W	Larentowicz (Alston)	38; Mansally (unassisted) 60; Heaps (Dube) 63; Dube (Mansally) 82
GrpB	06/24/2009	NE	1 vs KC	1	T	Dube (Mansally)	46+
GrpB	06/28/2009	NE	1 vs ATLAS	0	W	Mansally (Dube)	32
SF	07/15/2009	NE	1 vs CHI	2	L	Jankauskas 1 (Tierney 1)	44
U.S. OPEN CUP							
3R	06/30/2009	NE	1 vs HBURG	2	L	Larentowicz (unassisted)	38



ECSF: FIRE v REVOLUTION

ALL-TIME NEW ENGLAND REVOLUTION POSTSEASON STATISTICS (11-13-8, 40 PTS.)

PLAYER	GP	GS	MIN	G	A
Taylor Twellman	21	21	2028	10	1
Pat Noonan	17	16	1538	5	1
Steve Ralston	24	24	2265	2	4
Wolde Harris	10	10	799	2	3
Brian Kamler	10	9	790	2	2
Jose Cancela	10	6	643	1	4
Clint Dempsey	9	8	830	1	2
Jay Heaps	26	26	2453	1	2
Daniel Hernandez	14	13	1212	1	2
Dario Fabbro	3	3	242	1	1
Khano Smith	10	4	609	1	1
Mike Burns	2	2	180	1	0
Avery John	11	11	1080	1	0
Joe-Max Moore	2	2	180	1	0
Mauricio Wright	3	3	270	1	0
Eric Wynalda	3	2	180	1	0
Shalrie Joseph	19	19	1811	0	3
Leo Cullen	9	7	704	0	2
Andy Dorman	9	4	483	0	2
Joe Franchino	18	18	1624	0	2
Imad Baba	4	4	264	0	1
Marshall Leonard	8	8	643	0	1
Jose Luis Morales	2	0	68	0	1
Wells Thompson	6	4	358	0	1
Jose Manuel Abundis	2	1	53	0	0
Chris Albright	2	2	173	0	0
Leonel Alvarez	3	3	270	0	0
Gabriel Badilla	1	0	17	0	0
Chris Bagley	1	0	3	0	0
Jamar Beasley	2	0	69	0	0
Adin Brown	10	10	954	0	0
Mauricio Castro	2	2	176	0	0
Jeff Causey	3	3	270	0	0
Ted Chronopoulos	5	5	450	0	0
Braeden Cloutier	5	1	183	0	0
Adam Cristman	3	0	22	0	0
Kheli Dube	2	2	171	0	0
Brian Dunseth	1	1	90	0	0
Adam Eyre	3	3	270	0	0
Alejandro Farias	2	2	161	0	0
Ian Fuller	3	0	36	0	0
Giuseppe Galderisi	2	2	171	0	0
Winston Griffiths	5	0	93	0	0
John Harkes	3	3	270	0	0
Amaechi Igwe	1	1	73	0	0
Daouda Kante	6	6	565	0	0
Paul Keegan	3	0	78	0	0
Steve Klein	1	0	19	0	0
Alexi Lalas	2	2	180	0	0
Jeff Larentowicz	10	8	666	0	0
Ryan Latham	1	0	15	0	0
Carlos Llamasa	8	8	740	0	0
Kenny Mansally	2	2	180	0	0
Ivan McKinley	2	2	180	0	0
Jason Moore	3	1	140	0	0
Alberto Naveda	2	2	180	0	0
Sainey Nyassi	2	2	180	0	0
Francis Okaroh	1	1	70	0	0
Michael Parkhurst	14	14	1350	0	0
Carlos Parra	1	0	1	0	0
Pat Phelan	1	0	51	0	0
Rusty Pierce	12	11	935	0	0
Alex Pineda Chacon	3	1	144	0	0
Matt Reis	17	17	1650	0	0
James Riley	7	3	325	0	0
Leonardo Squadrone	1	1	71	0	0
William Sunsing	3	3	266	0	0
Chris Tierney	1	1	90	0	0
Johnny Torres	1	0	4	0	0
Evans Wise	1	0	9	0	0
Walter Zenga	2	2	180	0	0
Team totals	32	32	3064	32	36
Opponent totals	32	32	3064	36	48

REVOLUTION INDIVIDUAL GOALKEEPING

GOALKEEPER	GP	GS	SV	GA	GAA	SO
Adin Brown	10	10	59	7	0.66	5
Matt Reis	17	17	83	15	0.82	7
Walter Zenga	2	2	7	5	2.50	0
Jeff Causey	3	3	6	9	3.00	0
Team totals	32	32	155	36	1.06	12
Opponent totals	32	32	119	32	0.94	10

**2008 SEASON RECORDS**

	GP	W-L-T	PTS	GF	GA
Galaxy	30	12-6-12	48	36	31
at home	15	7-4-4	25	18	17
Chivas USA	30	13-11-6	45	34	31
at home	15	9-3-3	30	25	14

**LEAGUE ALL-TIME HEAD-TO-HEAD**

**ALL-TIME (18 meetings):**  
Galaxy 10 wins, 28 goals ...  
Chivas USA 3 wins, 17 goals ... Ties 5

AS GALAXY HOME GAME (10 meetings):  
LA 6 wins, 19 goals ... CHV 2 wins, 10 goals ... Ties 2  
AS CHIVAS HOME GAME (8 meetings):  
CHV 1 win, 7 goals ... LA 4 wins, 9 goals ... Ties 3

**2009 (MLS)**  
4/11: LA 0, CHV 0  
7/11: CHV 0, LA 1 (Buddle 30)  
8/29: LA 1, CHV 0 (Beckham 80)

**MLS CUP PLAYOFFS HISTORY**

first meeting

**WHERE THE GOALS COME FROM**

GALAXY		CHIVAS USA	
F	A	F	A
36	31	34	31
75	87	79	87

**HOW SCORED**

GALAXY	CHIVAS USA
16	21
11	9
9	3
0	1

**TYPE OF PLAY**

GALAXY	CHIVAS USA
19	19
6	7
4	0
1	2
3	3
0	0
1	1
2	2

**DISTANCE**

GALAXY	CHIVAS USA
9	10
21	20
6	4

**MLS CUP PLAYOFFS GAME GUIDE**



**ROSTERS**

- LA GALAXY**  
**GOALKEEPERS**  
1 Donovan Ricketts  
12 Josh Saunders  
**DEFENDERS**  
2 Todd Dunivant  
3 Leonard Griffin  
4 Omar Gonzalez  
5 Yohance Marshall  
16 Gregg Berhalter  
20 A.J. DeLaGarza  
22 Tony Sanneh  
28 Sean Franklin  
**MIDFIELDERS**  
6 Eddie Lewis  
7 Chris Klein  
8 Derna Kovalenko  
9 Jovan Kirovski  
15 Stefani Miglioranza  
23 David Beckham  
30 Kyle Patterson  
33 Chris Birchall  
**FORWARDS**  
10 Landon Donovan  
14 Edson Buddle  
17 Tristan Bowen  
18 Mike Magee  
21 Alan Gordon  
27 Bryan Jordan

- CHIVAS USA**  
**GOALKEEPERS**  
14 Jon Conway  
21 Lance Parker  
22 Zach Thornton  
**DEFENDERS**  
2 Claudio Suarez  
4 Shavar Thomas  
6 Ante Jazic  
12 Carey Talley  
13 Jonathan Bornstein  
45 Yamith Cuesta  
**MIDFIELDERS**  
5 Paulo Nagamura  
8 Mariano Trujillo  
15 Jesse Marsch  
16 Sacha Kljestan  
19 Jorge Flores  
23 Bojan Stepanovic  
24 Gerson Mayen  
27 Michael Lahoud  
55 Marcelo Saragosa  
77 Chukwudi Chijindu  
**FORWARDS**  
10 Jesus Padilla  
11 Maykel Galindo  
17 Justin Braun  
29 Maicon Santos  
99 Eduardo Lillingston

**SERIES SCHEDULE**

Sun. Nov. 1, The Home Depot Center  
Carson, Calif.  
2 p.m. PT (ESPN2/Deportes)

Sun. Nov. 8, The Home Depot Center  
Carson, Calif.  
4:30 p.m. PT (ESPN2/Deportes)

available rosters

**RECORD AT HALFTIME**

(W-L-T)	LEAD	TIED	TRAIL
LA	11-0-0	1-2-9	0-4-3
CHV	6-2-1	6-3-5	1-6-0

**RECORD WITH FIRST GOAL**

SCORE	ALLOW
12-0-1	0-6-8
12-2-3	1-9-1

**TEAM LEADERS**

- GALAXY**  
G: 12 Donovan  
A: 6 Donovan/Magee  
SH: 56 Donovan  
SOG: 29 Donovan  
FC: 41 Berhalter  
FS: 38 Donovan  
OF: 12 Gordon  
C: 5 Gonzalez/Gordon  
E: 2 Berhalter/Lewis  
**CHIVAS USA**  
G: 8 Lillingston  
A: 4 Mayen  
SH: 48 Kljestan  
SOG: 23 Kljestan  
FC: 39 Harris  
FS: 34 Kljestan  
OF: 28 Lillingston  
C: 7 Kljestan/Nagamura  
E: 1 7 players tied

**GOALSCORING RECORD**

GOALS SCORED IN GAME	
GP	0 1 2 3 4+ TOT AVG
LA	30 6 14 8 2 0 36 1.20
CHV	30 10 6 14 0 0 34 1.13

GOALS ALLOWED IN GAME	
GP	0 1 2 3 4+ TOT AVG
LA	30 12 10 6 1 1 31 1.03
CHV	30 13 9 4 2 2 31 1.03

**GOALS BY INTERVALS**

GOALS SCORED	
Total	1-15 16-30 31-45 46-60 61-75 76-90
LA	36 5 6 8 3 1 13
CHV	34 3 3 7 9 7 5

GOALS ALLOWED	
Total	1-15 16-30 31-45 46-60 61-75 76-90
LA	31 5 4 4 6 4 8
CHV	31 2 7 5 3 4 10

**TEAM COMPARISONS (averages per game)**

	GALAXY		CHIVAS	
	FOR	AGAINST	FOR	AGAINST
GOALS SCORED	1.20	1.03	1.13	1.03
TOTAL SHOTS	10.46	10.37	10.30	11.00
SHOTS ON GOAL	4.57	4.33	4.50	4.33
SHOOTING ACCURACY	44%	42%	44%	39%
SCORING PERCENTAGE	11.5%	10.0%	11.0%	9.3%
FOULS	12.97	12.60	13.73	10.53
CORNER KICKS	4.60	4.33	4.30	4.30
OFFSIDE	1.67	3.37	3.13	2.53

**GAME-BY-GAME: WON/LOST/TIED**

Galaxy TLTTT WTTTT TWLLW WWWTW LWTWL WLWTT  
Chivas USA WWWTW LWWWT TLWLL LLLWW LLWTT WWTLL



LOS ANGELES GALAXY PLAYOFF HISTORY

vs. Team	No. of Series	W-L	GP	W-L-T	OT	ShO	GF	GA	Mtg.	Round	Series Result
Chicago	2	1-1	5	2-2-1	2-0-1	0-1	5	4	2001	Semifinals	Won 7 pts. to 1
Colorado	4	4-0	7	6-1-0	0-0-0	0-0	14	1	2005	Semifinals	Won 1 games to 0
D.C. United	2	0-2	2	0-2-0	0-1-0	0-0	2	5	1999	MLS Cup '99	Lost MLS Cup '99
FC Dallas	3	2-1	7	4-3-0	0-0-0	0-2	16	10	1999	West Finals	Won 2 games to 1
Kansas City	4	2-2	9	5-3-1	2-0-1	1-0	14	15	2004	Semifinals	Lost 1 games to 0
New England	2	2-0	2	2-0-0	2-0-0	0-0	2	0	2005	MLS Cup '05	Won MLS Cup '05
New York	1	1-0	3	1-1-1	0-0-1	0-0	6	7	2001	Quarterfinals	Won Series Tie-Breaker
San Jose	4	2-2	8	4-3-1	0-1-0	0-0	13	10	2005	Quarterfinals	Won 1 games to 0
Tampa Bay	1	1-0	2	2-0-0	0-0-0	0-0	6	2	2000	Quarterfinals	Won 6 pts. to 0
<b>TOTALS</b>	<b>23</b>	<b>15-8</b>	<b>45</b>	<b>26-15-4</b>	<b>6-2-3</b>	<b>1-3</b>	<b>78</b>	<b>54</b>			

LOS ANGELES GALAXY – ALL-TIME POSTSEASON RESULTS

DATE	OPPONENT	RESULT	ATT.	W-L-T	RD.	GOALS:
09/26/1996	at San Jose	L 0-1	17,209	0-1-0	QTR	
09/29/1996	San Jose	W 2-0	27,833	1-1-0	QTR	Fraser (84); Hurtado (90)
10/02/1996	San Jose	W 2-0	30,231	2-1-0	QTR	Hurtado (31); Cienfuegos (36)
10/10/1996	Kansas City	W 2-1	25,212	3-1-0	SEM	Armas (48); Vanney (57)
10/13/1996	at Kansas City	W 1-1 (3-1)	11,041	4-1-0	SEM	Vanney (76)
10/20/1996	D.C. United	L 2-3 (OT)	34,643	4-2-0	FIN	Hurtado (5); Armas (56)
DATE	OPPONENT	RESULT	ATT.	W-L-T	RD.	GOALS:
10/05/1997	Dallas	L 0-0 (0-2)	18,921	0-1-0	QTR	
10/08/1997	at Dallas	L 0-3	11,248	0-2-0	QTR	
DATE	OPPONENT	RESULT	ATT.	W-L-T	RD.	GOALS:
10/01/1998	Dallas	W 6-1	10,047	1-0-0	QTR	Pena (10,69); Hermosillo (16,32); Cienfuegos (20); Welton (41)
10/04/1998	at Dallas	W 3-2	8,130	2-0-0	QTR	Hendrickson (80); Caligiuri (85); Mathis (88)
10/10/1998	Chicago	L 0-1	25,107	2-1-0	SEM	
10/16/1998	at Chicago	L 1-1 (1-2)	32,744	2-2-0	SEM	Pena (37)
DATE	OPPONENT	RESULT	ATT.	W-L-T	RD.	GOALS:
10/17/1999	Colorado	W 3-0	16,307	1-0-0	QTR	Hendrickson (8); Vanney (52); Jones (57)
10/24/1999	at Colorado	W 2-0	6,542	2-0-0	QTR	Pena (74); Franchino (84)
10/31/1999	Dallas	W 2-1	17,372	3-0-0	SEM	Cienfuegos (39); Hendrickson (90)
11/07/1999	at Dallas	L 2-2 (3-4)	13,816	3-1-0	SEM	Hermosillo (13,54)
11/11/1999	Dallas	W 3-1	25,703	4-1-0	SEM	Vanney (3); Hermosillo (20); Cienfuegos (68)
11/21/1999	D.C. United	L 0-2	44,910	4-2-0	FIN	
DATE	OPPONENT	RESULT	ATT.	W-L-T	RD.	GOALS:
09/14/2000	at Tampa Bay	W 1-0	5,583	1-0-0	QTR	Vanney (61)
09/20/2000	Tampa Bay	W 5-2	13,851	2-0-0	QTR	Hendrickson (14); Kelly (19); Hernandez (48); Cienfuegos (51); Jones (85)
09/29/2000	at Kansas City	T 0-0 (OT)	11,815	2-0-1	SEM	
10/03/2000	Kansas City	W 2-1 (OT)	20,849	3-0-1	SEM	Jones (16); Califf (93)
10/06/2000	at Kansas City	L 0-2 (ST)	8,320	3-1-1	SEM	
DATE	OPPONENT	RESULT	ATT.	W-L-T	RD.	GOALS:
09/23/2001	MetroStars	T 1-1 (OT)	11,580	0-0-1	QTR	Caligiuri (63)
09/26/2001	at MetroStars	L 1-4	12,817	0-1-1	QTR	Victorine (4)
09/29/2001	MetroStars	W 4-2 (ST)	6,154	1-1-1	QTR	Victorine (21,33); Frye (56); Cienfuegos (98)
10/10/2001	at Chicago	T 1-1 (OT)	10,388	1-1-2	SEM	Hernandez (44)
10/13/2001	Chicago	W 1-0 (OT)	10,100	2-1-2	SEM	Vagenas (94)
10/17/2001	at Chicago	W 2-1 (OT)	13,444	3-1-2	SEM	Califf (44); Cienfuegos (98)
10/21/2001	San Jose	L 1-2 (OT)	21,626	3-2-2	FIN	Hernandez (21)
DATE	OPPONENT	RESULT	ATT.	W-L-T	RD.	GOALS:
09/25/2002	Kansas City	W 3-2(OT)	14,585	1-0-0	QTR	Ruiz (62,99); Jones (85)
09/28/2002	at Kansas City	L 1-4	9,484	1-1-0	QTR	Albright (71)
10/02/2002	Kansas City	W 5-2	14,713	2-1-0	QTR	Ruiz (34,66); Jones (46,62); Tennyson (93)
10/05/2002	Colorado	W 4-0	24,742	1-0-0	SEM	Califf (21); Ruiz (24,84); Hendrickson (71)
10/09/2002	at Colorado	W 1-0	12,367	2-0-0	SEM	Ruiz (64)
10/20/2002	New England	W 1-0(OT)	61,316	1-0-0	FIN	Ruiz (113)
DATE	OPPONENT	RESULT	ATT.	W-L-T	RD.	GOALS:
11/01/2003	San Jose	W 2-0	20,201	1-0-0	QTR	Victorine (59); Ruiz (62)
11/09/2003	at San Jose	L 2-5 (ST)	14,145	1-1-0	QTR	Ruiz (7); Vagenas (13)
DATE	OPPONENT	RESULT	ATT.	W-L-T	RD.	GOALS:
10/22/2004	at Colorado	L 0-1	8,028	0-1-0	QTR	
10/30/2004	Colorado	W 2-0	20,026	1-1-0	QTR	Ruiz (30); Marshall (45)
11/05/2004	at Kansas City	L 0-2	11,931	1-2-0	SEM	
DATE	OPPONENT	RESULT	ATT.	W-L-T	RD.	GOALS:
10/23/2005	San Jose	W 3-1	17,466	1-0-0	QTR	Gomez (13); Donovan (39,87)
10/29/2005	at San Jose	T 1-1	17,824	1-0-1	QTR	Grabavoy (67)
11/05/2005	at Colorado	W 2-0	12,789	2-0-1	SEM	Donovan (28,88)
11/13/2005	at New England	W 1-0 (OT)	21,193	3-0-1	FIN	Ramirez (105)



## WCSF: GALAXY v CHIVAS

### CHIVAS USA PLAYOFF HISTORY

vs. Team	No. of Series	W-L	GP	W-L-T	OT	ShO	GF	GA	Last Mtg.	Round	Series Result
Kansas City	1	0-1	2	0-1-1	0-0-0	0-0	0	1	2007	Quarterfinals	Lost 1 games to 0
Real Salt Lake	1	0-1	2	0-1-1	0-0-0	0-0	2	3	2008	Quarterfinals	Lost 1 games to 0
Houston	1	0-1	2	1-1-0	0-0-0	0-0	2	3	2006	Quarterfinals	Lost Series Tie-Breaker
<b>TOTALS</b>	<b>3</b>	<b>0-3</b>	<b>6</b>	<b>1-3-2</b>	<b>0-0-0</b>	<b>0-0</b>	<b>4</b>	<b>7</b>			

### CHIVAS USA - ALL-TIME POSTSEASON RESULTS

DATE	OPPONENT	RESULT	ATT.	W-L-T	RD.	GOALS:
10/22/2006	Houston	W 2-1	15,110	1-0-0	QTR	CHV: Razov (45) Palencia (68); HOU: Ching (75)
10/29/2006	at Houston	L 0-2	17,440	1-1-0	QTR	HOU: Davis (64) Ching (90)
DATE	OPPONENT	RESULT	ATT.	W-L-T	RD.	GOALS:
10/27/2007	at Kansas City	L 0-1	12,442	0-1-0	QTR	KC: Arnaud (35)
11/03/2007	Kansas City	T 0-0	19,711	0-1-1	QTR	
DATE	OPPONENT	RESULT	ATT.	W-L-T	RD.	NOTES:
11/01/2008	at Real Salt Lake	L 0-1	14,719	0-1-0	QTR	RSL: Movsisyan (90)
11/08/2008	Real Salt Lake	T 2-2	19,265	0-1-1	QTR	CHV: Kljestan (30) Braun (83); RSL: Kovalenko (39) Morales (77)





WCSF: GALAXY v CHIVAS

## LOS ANGELES GALAXY v CHIVAS USA PLAYOFF HISTORY

FIRST MEETING

**GALAXY v CHIVAS – 2009 LEAGUE BOXSCORES**
**CHIVAS USA 0, LOS ANGELES GALAXY 0**

DATE: April 11, 2009 -- The Home Depot Center

 Scoring Summary:  
 None

The teams played to a scoreless draw in the first SuperClásico of the season at The Home Depot Center on April 11. A fractious contest took a turn just before halftime when Chivas midfielder Paulo Nagamura was sent off with a second yellow card, this one for a foul on Landon Donovan in the center circle. But the game lurched back in the other direction midway through the second half. The Galaxy's Alan Gordon saw two yellow cards in the space of three minutes and left both teams with 10 players a side. Then in the 79th minute, Alecko Eskandarian appeared to have nicked the ball and gotten free for a breakaway. But Gregg Berhalter pulled him down before he could escape, and he too was shown red by referee Tim Weyland.

CHIVAS (4-4-2): Zach Thornton – Mariano Trujillo (Chukwudi Chijindu 87), Carey Talley, Shavar Thomas, Jonathan Bornstein – Sacha Kljestan, Jesse Marsch, Paulo Nagamura, Gerson Mayen (Bojan Stepanovic 46) – Atiba Harris, Eduardo Lillingston (Alecko Eskandarian 46). Substitutes Not Used: Jim Curtin, Jorge Flores, Michael Lahoud, Lance Parker

TOTAL SHOTS: 12 (Kljestan 2, Marsch 2); SHOTS ON GOAL: 5 (5 tied with 1); FOULS: 16 (Harris 6); OFFSIDE: 2; CORNER KICKS: 4; SAVES: Thornton 4; CAUTIONS: Nagamura 25, Kljestan 33, Thomas 36; EJECTIONS: Nagamura 45.

GALAXY (4-4-2): Donovan Ricketts – A.J. DeLaGarza (Bryan Jordan 61), Gregg Berhalter, Omar Gonzalez, Eddie Lewis – Sean Franklin, Stefani Miglioranzi (Jovan Kirovski 58), Josh Tudela, Chris Klein (Tony Sanneh 81) – Landon Donovan, Alan Gordon. Substitutes Not Used: Mike Magee, Yohance Marshall, Kyle Patterson, Josh Saunders

TOTAL SHOTS: 8 (Gordon 3); SHOTS ON GOAL: 5 (Donovan 2, Gordon 2); FOULS: 15 (3 tied with 3); OFFSIDE: 3; CORNER KICKS: 3; SAVES: Ricketts 5; CAUTIONS: Miglioranzi 19, Lewis 26, Gordon 68; EJECTIONS: Gordon 71, Berhalter 79.

Referee: Tim Weyland  
 Referee's Assistants: Craig Lowry, Nate Clement  
 4th Official: Baldomero Toledo.  
 Attendance: 23,317.  
 Temperature: 59 and Clear.

**LOS ANGELES GALAXY 1, CHIVAS USA 0**

DATE: July 11, 2009 -- The Home Depot Center

 Scoring Summary:  
 LA--Buddle 3 (DeLaGarza 1, Magee 5) 30

The Galaxy won the second SuperClasico of the season, a 1-0 victory on July 11 at The Home Depot Center. The game's lone goal came at the half-hour mark. Mike Magee knocked the ball wide to A.J. DeLaGarza, and the rookie defender swung a cross into the center of the area for Edson Buddle to powerfully head home, his second goal on the season.

GALAXY (4-1-3-2): Josh Saunders – A.J. DeLaGarza, Gregg Berhalter, Omar Gonzalez, Todd Dunivant – Stefani Miglioranzi – Jovan Kirovski (Tony Sanneh 87), Mike Magee (Chris Klein 78), Landon Donovan – Edson Buddle, Alecko Eskandarian (Eddie Lewis 72). Substitutes Not Used: Tristan Bowen, Leonard Griffin, Kevin Guppy, Bryan Jordan

TOTAL SHOTS: 11 (Eskandarian 3); SHOTS ON GOAL: 4 (4 tied with 1); FOULS: 17 (Kirovski 4); OFFSIDE: 1; CORNER KICKS: 3; SAVES: Saunders 2; CAUTIONS: Eskandarian 66; EJECTIONS: None.

CHIVAS (4-4-2): Zach Thornton – Sasha Victorine, Jonathan Bornstein, Carey Talley, Ante Jazic (Bobby Burling 60) – Sacha Kljestan (Chukwudi Chijindu 69), Jesse Marsch, Paulo Nagamura, Bojan Stepanovic (Eduardo Lillingston 46) – Maykel Galindo, Atiba Harris. Substitutes Not Used: Jorge Flores, Gerson Mayen, Lance Parker, Mariano Trujillo

TOTAL SHOTS: 8 (3 tied with 2); SHOTS ON GOAL: 2 (Galindo 1, Victorine 1); FOULS: 18 (Harris 3, Marsch 3); OFFSIDE: 7; CORNER KICKS: 5; SAVES: Thornton 2; CAUTIONS: None; EJECTIONS: None.

Referee: Ricardo Salazar  
 Referee's Assistants: Thomas Supple, Greg Barkey  
 4th Official: Edvin Jurisevic.  
 Attendance: 23,409.  
 Temperature: 75 and Clear.

**LOS ANGELES GALAXY 1, CHIVAS USA 0**

DATE: August 29, 2009 -- The Home Depot Center

 Scoring Summary:  
 LA--Beckham 1 (Gonzalez 1, Dunivant 2) 80

The Galaxy won the SuperClasico competition for the second consecutive season and fourth time in five years with a 1-0 victory against Chivas USA on Aug. 29. There was little between the teams until the 80th minute. A long throw-in from Todd Dunivant came out of a group of players challenging for the header in the area and fell right at the top of the box, where David Beckham strolled in and lashed a drive low into the left corner past goalkeeper Lance Parker for his first MLS goal of 2009. Chivas ended the game a man down after Maykel Galindo was sent off in the 82nd minute with a straight red card.

GALAXY (4-1-3-2): Donovan Ricketts – A.J. DeLaGarza, Gregg Berhalter, Omar Gonzalez, Todd Dunivant – Stefani Miglioranzi – Landon Donovan, David Beckham, Eddie Lewis (Chris Klein 68) – Jovan Kirovski (Alan Gordon 75), Mike Magee (Chris Birchall 86). Substitutes Not Used: Leonard Griffin, Bryan Jordan, Tony Sanneh, Josh Saunders

TOTAL SHOTS: 10 (Beckham 3); SHOTS ON GOAL: 6 (Beckham 3); FOULS: 8 (Kirovski 2); OFFSIDE: 1; CORNER KICKS: 2; SAVES: Ricketts 3; CAUTIONS: Klein 90; EJECTIONS: None.

CHIVAS (4-4-2): Lance Parker – Marcelo Saragosa, Yamith Cuesta, Carey Talley (Eduardo Lillingston 81), Jonathan Bornstein – Jesus Padilla (Chukwudi Chijindu 88), Jesse Marsch (Bojan Stepanovic 84), Paulo Nagamura, Sacha Kljestan – Maicon Santos, Maykel Galindo. Substitutes Not Used: Kevin Guppy, Ante Jazic, Michael Lahoud, Shavar Thomas

TOTAL SHOTS: 9 (Kljestan 3); SHOTS ON GOAL: 3 (3 tied with 1); FOULS: 17 (Saragosa 4); OFFSIDE: 3; CORNER KICKS: 5; SAVES: Parker 5; CAUTIONS: Saragosa 26, Nagamura 92+; EJECTIONS: Galindo 82.

Referee: Baldomero Toledo  
 Referee's Assistants: Chris Strickland, Corey Rockwell  
 4th Official: Jasen Anno.  
 Attendance: 27,000.  
 Temperature: 76 and Clear.



WCSF: GALAXY v CHIVAS

2009 LOS ANGELES GALAXY VS. CHIVAS USA (2-0-1)

UNF	POS	PLAYER	GP	GS	MIN	G	A	SHT	SOG	FC	FS	OFF	CK	C	E	CP
23	MID	David Beckham	1	1	90	1	0	3	3	1	2	0	2	0	0	0
14	FWD	Edson Buddle	1	1	90	1	0	1	1	0	0	1	0	0	0	0
20	DEF	A.J. DeLaGarza	3	3	241	0	1	0	0	6	5	0	0	0	0	0
2	DEF	Todd Dunivant	2	2	180	0	1	1	1	0	4	0	0	0	0	0
4	DEF	Omar Gonzalez	3	3	270	0	1	1	0	1	7	0	0	0	0	0
18	MID	Mike Magee	2	2	164	0	1	4	2	0	2	0	3	0	0	0
16	DEF	Gregg Berhalter	3	3	259	0	0	2	0	6	4	0	0	0	1	0
33	MID	Chris Birchall	1	0	4	0	0	0	0	0	1	0	0	0	0	0
10	F/M	Landon Donovan	3	3	270	0	0	6	4	5	7	1	3	0	0	0
11	FWD*	Alecko Eskandarian	1	1	72	0	0	3	1	2	2	0	0	1	0	0
28	DEF	Sean Franklin	1	1	90	0	0	0	0	1	0	0	0	0	0	0
21	FWD	Alan Gordon	2	1	86	0	0	3	2	3	2	3	0	1	1	0
27	FWD	Bryan Jordan	1	0	29	0	0	0	0	0	1	0	0	0	0	0
9	FWD	Jovan Kirovski	3	2	194	0	0	1	0	6	4	0	0	0	0	0
7	MID	Chris Klein	3	1	115	0	0	0	0	2	0	0	0	1	0	0
6	MID	Eddie Lewis	3	2	176	0	0	3	1	2	5	0	0	1	0	0
15	MID	Stefani Miglioranzi	3	3	238	0	0	1	0	5	1	0	0	1	0	0
1	GK	Donovan Ricketts	2	2	180	0	0	0	0	0	0	0	0	0	0	0
22	DEF	Tony Sanneh	2	0	12	0	0	0	0	0	0	0	0	0	0	0
12	GK	Josh Saunders	1	1	90	0	0	0	0	0	0	0	0	0	0	0
19	MID	Josh Tudela	1	1	90	0	0	0	0	0	1	0	0	0	0	0
-----																
Team totals			3	3	270	2	4	29	15	40	51	5	8	5	2	0
Opponent totals			3	3	270	0	0	29	10	51	40	12	14	5	2	0

GAME-WINNING GOALS: Edson Buddle 1, David Beckham 1

GAME-WINNING ASSISTS: Mike Magee 1, Omar Gonzalez 1, Todd Dunivant 1, A.J. DeLaGarza 1

PENALTY KICK GOALS/ATTEMPTS: None

UNF	POS	GOALKEEPER	GP	GS	MIN	SHTS	SV	GA	GAA	PG	PA	W	L	T	SO	O'TIME
1	GK	Donovan Ricketts	2	2	180	8	8	0	0.00	0	0	1	0	1	2	0-0-0
12	GK	Josh Saunders	1	1	90	2	2	0	0.00	0	0	1	0	0	1	0-0-0
-----																
Team totals			3	3	270	10	10	0	0.00	0	0	2	0	1	3	0-0-0
Opponent totals			3	3	270	15	11	2	0.67	0	0	0	2	1	1	0-0-0

2009 CHIVAS USA VS. LOS ANGELES GALAXY (0-2-1)

UNF	POS	PLAYER	GP	GS	MIN	G	A	SHT	SOG	FC	FS	OFF	CK	C	E	CP
13	DEF	Jonathan Bornstein	3	3	270	0	0	3	0	2	5	0	0	0	0	0
14	DEF*	Bobby Burling	1	0	30	0	0	0	0	0	0	0	0	0	0	0
77	FWD	Chukwudi Chijindu	3	0	26	0	0	0	0	2	0	0	0	0	0	0
45	DEF	Yamith Cuesta	1	1	90	0	0	0	0	2	0	0	0	0	0	0
29	FWD	Maicon Santos	1	1	90	0	0	2	1	0	1	0	0	0	0	0
7	FWD*	Alecko Eskandarian	1	0	45	0	0	1	0	1	1	2	0	0	0	0
11	FWD	Maykel Galindo	2	2	172	0	0	4	2	4	4	6	0	0	1	0
20	M/F*	Atiba Harris	2	2	180	0	0	2	0	9	3	4	0	0	0	0
6	DEF	Ante Jazic	1	1	60	0	0	0	0	0	0	0	0	0	0	0
16	MID	Sacha Kljestan	3	3	249	0	0	5	2	3	3	0	4	1	0	0
99	FWD	Eduardo Lillingston	3	1	99	0	0	3	1	4	3	0	0	0	0	0
15	MID	Jesse Marsch	3	3	264	0	0	2	1	3	6	0	0	0	0	0
24	MID	Gerson Mayen	1	1	45	0	0	0	0	0	1	0	0	0	0	0
5	MID	Paulo Nagamura	3	3	225	0	0	2	1	5	5	0	0	2	1	0
10	MID	Jesus Padilla	1	1	88	0	0	0	0	2	0	0	0	0	0	0
21	GK	Lance Parker	1	1	90	0	0	0	0	0	0	0	0	0	0	0
55	D/M*	Marcelo Saragosa	1	1	90	0	0	0	0	4	0	0	0	1	0	0
23	MID	Bojan Stepanovic	3	1	96	0	0	0	0	2	1	0	1	0	0	0
12	DEF	Carey Talley	3	3	261	0	0	1	1	2	5	0	9	0	0	0
4	DEF	Shavar Thomas	1	1	90	0	0	1	0	1	0	0	0	1	0	0
22	GK	Zach Thornton	2	2	180	0	0	0	0	0	0	0	0	0	0	0
8	DEF	Mariano Trujillo	1	1	87	0	0	1	0	3	1	0	0	0	0	0
18	MID	Sasha Victorine	1	1	90	0	0	2	1	2	0	0	0	0	0	0
-----																
Team totals			3	3	270	0	0	29	10	51	40	12	14	5	2	0
Opponent totals			3	3	270	2	4	29	15	40	51	5	8	5	2	0

GAME-WINNING GOALS: None

GAME-WINNING ASSISTS: None

PENALTY KICK GOALS/ATTEMPTS: None

UNF	POS	GOALKEEPER	GP	GS	MIN	SHTS	SV	GA	GAA	PG	PA	W	L	T	SO	O'TIME
22	GK	Zach Thornton	2	2	180	9	6	1	0.50	0	0	0	1	1	1	0-0-0
21	GK	Lance Parker	1	1	90	6	5	1	1.00	0	0	0	1	0	0	0-0-0
-----																
Team totals			3	3	270	15	11	2	0.67	0	0	0	2	1	1	0-0-0
Opponent totals			3	3	270	10	10	0	0.00	0	0	2	0	1	3	0-0-0

LOS ANGELES GALAXY 2009 SCHEDULE - REGULAR SEASON TOTALS

DAY	DATE	OPPONENT	RESULT	ATT.	W-L-T	POS.	PTS	NOTES:
Sun.	Mar. 22	D.C. United	T 2-2	18,013	0-0-1	0	1	LA: Donovan (80,85); DC: Gomez (44) Pontius (62)
Sat.	Apr. 4	Colorado	L 2-3	16,709	0-1-1	T6	1	LA: Gonzalez (37) Gordon (48); COL: Casey (1,49,84)
Sat.	Apr. 11	Chivas USA	T 0-0	23,317	0-1-2	T6	2	
Sat.	Apr. 18	at San Jose	T 1-1	15,862	0-1-3	6	3	LA: Jordan (76); SJ: Campos (5)
Sat.	Apr. 25	at Colorado	T 1-1	12,180	0-1-4	T7	4	LA: Donovan (82); COL: Clark (60)
Sat.	May 2	New York	W 1-0	21,006	1-1-4	5	7	LA: Donovan (39)
Wed.	May 6	at Real Salt Lake	T 2-2	16,155	1-1-5	T5	8	LA: Donovan (90) Magee (90); RSL: Findley (34) Johnson (90)
Sun.	May 10	at Seattle	T 1-1	29,025	1-1-6	0	9	LA: Gordon (35); SEA: Le Toux (22)
Sun.	May 17	Columbus	T 1-1	16,649	1-1-7	0	10	LA: Lewis (90); CLB: Barros Schelotto (70)
Sat.	May 23	at FC Dallas	T 1-1	9,595	1-1-8	T5	11	LA: Donovan (3); DAL: Moor (31)
Sat.	May 30	Kansas City	T 1-1	19,673	1-1-9	5	12	LA: Buddle (87); KC: Arnaud (84)
Sat.	June 6	at Toronto FC	W 2-1	20,753	1-1-9	T4	15	LA: Gordon (5) Buddle (77); TOR: Dichio (64)
Sat.	June 13	Real Salt Lake	L 0-2	19,718	2-2-9	T5	15	RSL: Movsisyan (13) Borchers (51)
Sat.	June 20	at San Jose	L 1-2	17,128	2-3-9	5	15	LA: Kirovski (65); SJ: Campos (6) Johnson (54)
Sun.	June 28	Houston	W 1-0	17,938	3-3-9	6	18	LA: Dunivant (24)
Sat.	July 4	New England	W 1-0	20,609	4-3-9	T4	21	LA: Eskandarian (8)
Sat.	July 11	at Chivas USA	W 1-0	23,409	5-3-9	T4	24	LA: Buddle (30)
Thu.	July 16	at New York	W 3-1	23,238	6-3-9	T3	27	LA: Eskandarian (3) Donovan (31) Lewis (45); NY: Angel (87)
Sat.	July 25	at Kansas City	T 1-1	11,906	6-3-10	3	28	LA: Donovan (33); KC: Lopez (26)
Sat.	Aug. 8	at New England	W 2-1	26,623	7-3-10	2	31	LA: Donovan (21) Kirovski (52); NE: Ralston (83)
Sat.	Aug. 15	Seattle	L 0-2	20,162	7-4-10	3	31	SEA: Zakuani (22) Montero (54)
Wed.	Aug. 19	at Chicago	W 2-0	20,000	8-4-10	2	34	LA: Magee (23) Donovan (54)
Sat.	Aug. 22	at D.C. United	T 0-0	22,134	8-4-11	0	35	
Sat.	Aug. 29	Chivas USA	W 1-0	27,000	9-4-11	2	38	LA: Beckham (80)
Sat.	Sept. 12	FC Dallas	L 3-6	18,148	9-5-11	2	38	LA: own goal (26) DeLaGarza (42) Buddle (90); DAL: van den Bergh (8) Cunningham (25,86) McCarty (71) Harris (82) Ferreira (83)
Sat.	Sept. 19	Toronto FC	W 2-0	18,619	10-5-11	2	41	LA: Beckham (9) Buddle (83)
Sat.	Sept. 26	at Columbus	L 0-2	20,966	10-6-11	0	41	CLB: Gaven (33) Lenhart (59)
Fri.	Oct. 2	Chicago	W 1-0	21,679	11-6-11	1	44	LA: Donovan (42)
Sun.	Oct. 18	at Houston	T 0-0	29,470	11-6-12	0	45	
Sat.	Oct. 24	San Jose	W 2-0	27,000	12-6-12	1	48	LA: own goal (24) Donovan (77)

CHIVAS USA 2009 SCHEDULE - REGULAR SEASON TOTALS

DAY	DATE	OPPONENT	RESULT	ATT.	W-L-T	POS.	PTS	NOTES:
Sat.	Mar. 21	Colorado	W 2-1	16,453	1-0-0	T1	3	CHV: Nagamura (55,59); COL: Cummings (30)
Sun.	Mar. 29	at FC Dallas	W 2-0	6,524	2-0-0	0	6	CHV: Lillingston (56) Stepanovic (75)
Sun.	Apr. 5	Columbus	W 2-1	12,827	3-0-0	T1	9	CHV: Harris (25) Lillingston (50); CLB: Iro (37)
Sat.	Apr. 11	at Los Angeles	T 0-0	23,317	3-0-1	1	10	
Sat.	Apr. 18	Seattle	W 2-0	15,463	4-0-1	1	13	CHV: own goal (32) Chijindu (84)
Wed.	Apr. 22	at Toronto FC	L 0-1	19,915	4-1-1	0	13	TOR: Guevara (36)
Sat.	Apr. 25	FC Dallas	W 2-0	14,611	5-1-1	1	16	CHV: Harris (68) Eskandarian (90)
Sat.	May 2	at San Jose	W 1-0	10,049	6-1-1	1	19	CHV: Braun (53)
Sat.	May 9	Real Salt Lake	W 1-0	13,421	7-1-1	1	22	CHV: Nagamura (54)
Sat.	May 16	D.C. United	T 2-2	16,223	7-1-2	1	23	CHV: Galindo (25) Lillingston (43); DC: Emilio (77) Quaranta (85)
Sat.	May 23	at Kansas City	T 1-1	10,385	7-1-3	1	24	CHV: Lillingston (64); KC: Lopez (56)
Thu.	May 28	Chicago	L 2-3	20,379	7-2-3	1	24	CHV: Nagamura (16) Galindo (37); CHI: Blanco (25,90) Nyarko (89)
Sat.	June 6	Seattle	W 1-0	13,117	8-2-3	1	27	CHV: Lillingston (38)
Wed.	June 10	at Houston	L 0-1	14,516	8-3-3	2	27	HOU: Holden (45)
Sun.	June 14	at Columbus	L 1-2	12,658	8-4-3	T1	27	CHV: Lillingston (39); CLB: Barros Schelotto (61,87)
Sat.	July 11	Los Angeles	L 0-1	23,409	8-5-3	3	27	LA: Buddle (30)
Sun.	July 19	at New England	L 0-2	10,997	8-6-3	4	27	NE: Dube (61) Ralston (77)
Sat.	Aug. 8	at Colorado	L 0-4	13,364	8-7-3	5	27	COL: Mastroeni (1) Casey (4,23,45)
Sat.	Aug. 15	at New York	W 2-0	10,556	9-7-3	T4	30	CHV: Galindo (14) Lillingston (90)
Sat.	Aug. 22	Toronto FC	W 2-0	15,165	10-7-3	3	33	CHV: Kljestan (32,51)
Wed.	Aug. 26	at Real Salt Lake	L 0-4	14,747	10-8-3	T3	33	RSL: Campos (43) Espindola (75) Findley (85,89)
Sat.	Aug. 29	at Los Angeles	L 0-1	27,000	10-9-3	T4	33	LA: Beckham (80)
Sun.	Sept. 13	New England	W 2-0	11,334	11-9-3	0	36	CHV: Santos (10) Kljestan (90)
Sat.	Sept. 19	at Seattle	T 0-0	32,719	11-9-4	0	37	
Sat.	Sept. 26	New York	T 1-1	14,211	11-9-5	T4	38	CHV: Kljestan (64); NY: Angel (84)
Sat.	Oct. 3	at D.C. United	W 2-0	24,175	12-9-5	T3	41	CHV: own goal (32) Padilla (53)
Sat.	Oct. 10	Kansas City	W 2-0	12,923	13-9-5	T1	44	CHV: Braun (72) Kljestan (74)
Sat.	Oct. 17	San Jose	T 2-2	12,316	13-9-6	1	45	CHV: Galindo (7) Braun (66); SJ: McDonald (21) Johnson (58)
Thu.	Oct. 22	at Chicago	L 0-1	17,537	13-10-6	T1	45	CHI: own goal (67)
Sun.	Oct. 25	Houston	L 2-3	14,523	13-11-6	4	45	CHV: Lahoud (59) Lillingston (88); HOU: Hainault (26) Oduro (29) Thompson (52)



## WCSF: GALAXY v CHIVAS

### LOS ANGELES GALAXY CAREER STATISTICS VS. CHIVAS USA (10-3-5)

PLAYER	GP	GS	MIN	G	A	SHT
Landon Donovan	15	13	1245	7	6	25
Alan Gordon	8	3	346	4	2	14
Cobi Jones	11	8	677	3	2	8
Peter Vagenas	12	11	984	3	1	11
Herculez Gomez	7	3	327	3	0	15
Edson Buddle	5	5	383	2	0	8
Cornell Glen	1	1	90	2	0	5
David Beckham	5	5	450	1	2	9
Jovan Kirovski	7	5	404	1	2	8
Pablo Chinchilla	3	3	225	1	0	2
Kevin Harmse	3	3	210	1	0	2
Chris Albright	8	7	558	0	2	6
Ednaldo da Conceicao	4	2	217	0	1	6
A.J. DeLaGarza	3	3	241	0	1	0
Todd Dunivant	8	8	720	0	1	4
Omar Gonzalez	3	3	270	0	1	1
Ante Jazic	5	5	395	0	1	0
Quavas Kirk	4	1	108	0	1	0
Chris Klein	8	6	565	0	1	3
Mike Magee	2	2	164	0	1	4
Paulo Nagamura	7	7	615	0	1	10
Greg Vanney	3	3	270	0	1	1
Ely Allen	2	2	172	0	0	3
Alvaro Pires	2	1	80	0	0	0
Gregg Berhalter	3	3	259	0	0	2
Chris Birchall	1	0	4	0	0	0
Paul Broome	1	0	25	0	0	0
Joe Cannon	4	4	360	0	0	0
Steve Cronin	3	3	270	0	0	0
Michael Enfield	1	1	90	0	0	1
Alecko Eskandarian	1	1	72	0	0	3
Robbie Findley	2	1	88	0	0	3
Joe Franchino	2	1	113	0	0	1
Sean Franklin	3	3	270	0	0	1
Josh Gardner	3	2	173	0	0	1
Gavin Glinton	1	0	24	0	0	2
Ned Grabavoy	2	1	100	0	0	1
Ty Harden	3	3	270	0	0	0
Kevin Hartman	8	8	720	0	0	0
Ugo Ihemelu	6	6	540	0	0	0
Nate Jaqua	2	2	171	0	0	3
Bryan Jordan	1	0	29	0	0	0
Eddie Lewis	3	2	176	0	0	3
Tyrone Marshall	8	8	693	0	0	5
Kyle Martino	5	5	407	0	0	5
Brandon McDonald	1	1	90	0	0	0
Stefani Miglioranzi	4	3	244	0	0	1
Joseph Ngwenya	1	1	45	0	0	0
Carlos Pavon	2	2	156	0	0	0
Santino Quaranta	2	1	99	0	0	2
Guillermo Ramirez	4	4	335	0	0	17
Mike Randolph	5	4	368	0	0	2
Donovan Ricketts	2	2	180	0	0	0
Troy Roberts	7	4	440	0	0	2
Carlos Ruiz	2	0	35	0	0	1
Tony Sanneh	2	0	12	0	0	0
Marcelo Saragosa	1	1	90	0	0	2
Josh Saunders	1	1	90	0	0	0
Israel Sesay	1	0	1	0	0	0
Nathan Sturgis	4	3	345	0	0	0
Josh Tudela	1	1	90	0	0	0
Michael Umana	3	1	132	0	0	0
Kyle Veris	1	1	90	0	0	3
John Wolyniec	1	1	63	0	0	1
Abel Xavier	3	3	270	0	0	2
Team totals	18	18	1620	28	27	209
Opponent totals	18	18	1620	17	19	202

### CURRENT LOS ANGELES GALAXY PLAYERS CAREER STATISTICS VS. CHIVAS USA (10-3-5)

PLAYER	GP	GS	MIN	G	A	SHT
Landon Donovan	15	13	1245	7	6	25
Alan Gordon	8	3	346	4	2	14
Jovan Kirovski	17	13	1127	2	4	25
Edson Buddle	9	9	693	2	0	17
David Beckham	5	5	450	1	2	9
Dema Kovalenko	5	3	316	1	1	4
Stefani Miglioranzi	7	5	411	1	0	5
Chris Klein	15	13	1195	0	3	25
A.J. DeLaGarza	3	3	241	0	1	0
Todd Dunivant	9	9	790	0	1	4
Omar Gonzalez	3	3	270	0	1	1
Mike Magee	8	4	432	0	1	10
Gregg Berhalter	3	3	259	0	0	2
Chris Birchall	1	0	4	0	0	0
Alecko Eskandarian	5	5	405	0	0	8
Sean Franklin	3	3	270	0	0	1
Leonard Griffin	2	1	75	0	0	0
Bryan Jordan	1	0	29	0	0	0
Eddie Lewis	3	2	176	0	0	3
Donovan Ricketts	2	2	180	0	0	0
Tony Sanneh	7	4	294	0	0	1
Josh Saunders	1	1	90	0	0	0
Team totals	18	18	1620	28	27	209
Opponent totals	18	18	1620	17	19	202

GOALKEEPER	GP	MIN	SHTS	SV	GAA	PG
Donovan Ricketts	2	180	8	8	0.00	0
Josh Saunders	1	90	2	2	0.00	0
-----						
Team totals	18	1620	87	70	0.94	0
Opponent totals	18	1620	104	68	1.56	1

GOALKEEPER	GP	MIN	SHTS	SV	GAA	PG
Donovan Ricketts	2	180	8	8	0.00	0
Josh Saunders	1	90	2	2	0.00	0
Kevin Hartman	8	720	30	26	0.50	0
Steve Cronin	3	270	17	12	1.67	0
Joe Cannon	4	360	30	22	2.00	0
-----						
Team totals	18	1620	87	70	0.94	0
Opponent totals	18	1620	104	68	1.56	1



## WCSF: GALAXY v CHIVAS

### CHIVAS USA CAREER STATISTICS VS. LOS ANGELES GALAXY (3-10-5)

PLAYER	GP	GS	MIN	G	A	SHT
Ante Razov	9	8	704	6	1	30
Maykel Galindo	8	7	556	3	0	18
Francisco Mendoza	13	13	1152	2	3	23
Sacha Kljestan	12	12	1059	1	6	20
Atiba Harris	5	4	340	1	1	6
Laurent Merlin	3	0	58	1	1	4
Paulo Nagamura	9	8	698	1	1	9
Isaac Romo	4	3	336	1	0	6
Claudio Suarez	8	8	662	1	0	3
Jonathan Bornstein	12	12	1080	0	1	6
Juan Pablo Garcia	3	3	270	0	1	4
Ramon Nunez	1	0	18	0	1	2
Juan Francisco Palencia	3	3	270	0	1	7
Ramon Ramirez	3	3	270	0	1	5
Lawson Vaughn	7	7	630	0	1	1
Esteban Arias	1	1	90	0	0	1
Armando Begines	2	2	180	0	0	0
Milton Blanco	2	0	10	0	0	0
Justin Braun	3	2	133	0	0	4
Bobby Burling	3	2	210	0	0	2
Preston Burpo	2	2	180	0	0	0
Chukwudi Chijindu	3	0	26	0	0	0
Hector Cuadros	4	2	224	0	0	1
Yamith Cuesta	1	1	90	0	0	0
John Cunliffe	2	0	44	0	0	1
Jim Curtin	1	0	12	0	0	0
Maicon Santos	1	1	90	0	0	2
Alecko Eskandarian	1	0	45	0	0	1
Johnny Garcia	1	1	63	0	0	1
Francisco Gomez	2	1	73	0	0	0
Amado Guevara	1	1	56	0	0	0
Brad Guzan	11	11	990	0	0	0
Anthony Hamilton	1	0	6	0	0	0
Drew Helm	1	0	16	0	0	1
Ezra Hendrickson	4	4	315	0	0	2
Jason Hernandez	6	3	319	0	0	0
Ante Jazic	1	1	60	0	0	0
Eduardo Lillingston	3	1	99	0	0	3
Carlos Llamasa	1	1	54	0	0	0
Alfonso Loera	3	2	222	0	0	0
Aaron Lopez	1	1	51	0	0	1
Jesse Marsch	14	14	1241	0	0	5
Antonio Martinez	3	2	200	0	0	3
Thiago Martins	4	4	295	0	0	4
Gerson Mayen	1	1	45	0	0	0
Jesus Morales	1	1	74	0	0	2
Roberto Nurse	1	0	72	0	0	2
John O'Brien	1	0	5	0	0	0
Jesus Ochoa	2	2	170	0	0	1
Jesus Padilla	1	1	88	0	0	0
Daniel Paladini	1	1	90	0	0	1
Lance Parker	1	1	90	0	0	0
Orlando Perez	8	5	465	0	0	4
Tim Regan	4	4	360	0	0	0
Marcelo Saragosa	1	1	90	0	0	0
Keith Savage	1	1	64	0	0	1
Douglas Sequeira	3	3	270	0	0	1
Bojan Stepanovic	3	1	96	0	0	0
Ryan Suarez	1	1	90	0	0	0
Carey Talley	5	5	441	0	0	3
Matt Taylor	5	2	222	0	0	2
Shavar Thomas	7	7	607	0	0	2
Zach Thornton	3	3	270	0	0	0
Arturo Torres	4	2	140	0	0	0
Mariano Trujillo	1	1	87	0	0	1
Sasha Victorine	1	1	90	0	0	2
Brent Whitfield	1	0	27	0	0	0
Raphael Wicky	1	0	8	0	0	1
Alex Zotinca	2	2	135	0	0	3
Martin Zuniga	1	1	90	0	0	0
Team totals	18	18	1620	17	19	202
Opponent totals	18	18	1620	28	27	209

GOALKEEPER	GP	MIN	SHTS	SV	GAA	PG
Preston Burpo	2	180	10	9	0.50	0
Lance Parker	1	90	6	5	1.00	0
Zach Thornton	3	270	12	6	1.00	0
Brad Guzan	11	990	67	41	1.91	1
Martin Zuniga	1	90	9	7	2.00	0
-----						
Team totals	18	1620	104	68	1.56	1
Opponent totals	18	1620	87	70	0.94	0

### CURRENT CHIVAS USA PLAYERS CAREER STATISTICS VS. LOS ANGELES GALAXY (3-10-5)

PLAYER	GP	GS	MIN	G	A	SHT
Ante Razov	31	30	2607	12	8	120
Jesse Marsch	37	35	3153	4	1	22
Carey Talley	32	29	2554	3	4	19
Maykel Galindo	8	7	556	3	0	18
Sacha Kljestan	12	12	1059	1	6	20
Paulo Nagamura	9	8	698	1	1	9
Jim Curtin	13	10	914	1	0	4
Claudio Suarez	8	8	662	1	0	3
Shavar Thomas	13	12	1033	1	0	4
Jonathan Bornstein	12	12	1080	0	1	6
Justin Braun	3	2	133	0	0	4
Chukwudi Chijindu	3	0	26	0	0	0
Jon Conway	7	7	640	0	0	0
Yamith Cuesta	1	1	90	0	0	0
Maicon Santos	1	1	90	0	0	2
Kevin Harmse	2	2	180	0	0	2
Ante Jazic	1	1	60	0	0	0
Eduardo Lillingston	3	1	99	0	0	3
Gerson Mayen	1	1	45	0	0	0
Jesus Padilla	1	1	88	0	0	0
Lance Parker	1	1	90	0	0	0
Marcelo Saragosa	5	4	242	0	0	0
Bojan Stepanovic	3	1	96	0	0	0
Zach Thornton	25	23	2115	0	0	0
Mariano Trujillo	1	1	87	0	0	1
Sasha Victorine	8	7	640	0	0	6
Team totals	18	18	1620	17	19	202
Opponent totals	18	18	1620	28	27	209

GOALKEEPER	GP	MIN	SHTS	SV	GAA	PG
Lance Parker	1	90	6	5	1.00	0
Zach Thornton	25	2115	122	85	1.19	3
Jon Conway	7	640	40	30	1.41	2
-----						
Team totals	18	1620	104	68	1.56	1
Opponent totals	18	1620	87	70	0.94	0

CAREER POSTSEASON STATISTICS FOR CURRENT LOS ANGELES GALAXY PLAYERS

UNF	POS	PLAYER	GP	GS	MIN	G	A	SHT	SOG	PKG	PKA	SKG	SKA	FC	FS	OFF	CK	C	E
14	F	Edson Buddle	7	4	371	2	2	15	7	0	0	0	0	13	3	3	0	1	0
10	F	Landon Donovan	18	18	1678	14	7	49	30	0	0	0	0	26	50	10	32	3	0
2	D	Todd Dunivant	9	9	840	0	0	2	0	0	0	0	0	11	5	0	0	2	0
21	F	Alan Gordon	4	0	31	0	0	0	0	0	0	0	0	1	1	1	0	0	0
9	F	Jovan Kirovski	9	8	796	1	2	23	7	1	1	2	2	18	8	6	9	1	0
7	M	Chris Klein	16	16	1440	3	4	10	5	0	0	0	0	15	8	3	8	2	0
8	F	Dema Kovalenko	31	29	2617	6	3	48	18	0	0	0	1	58	55	7	6	12	1
6	M	Eddie Lewis	3	0	80	0	0	0	0	0	0	0	0	2	0	8	0	0	0
18	F	Mike Magee	3	1	89	0	0	4	1	0	0	0	0	3	3	2	2	0	0
22	M	Tony Sanneh	20	11	1151	6	4	16	11	0	1	1	1	20	15	3	0	2	0

CAREER POSTSEASON STATISTICS FOR CURRENT CHIVAS USA PLAYERS

UNF	POS	PLAYER	GP	GS	MIN	G	A	SHT	SOG	PKG	PKA	SKG	SKA	FC	FS	OFF	CK	C	E
13	D	Jonathan Bornstein	6	6	540	0	0	1	0	0	0	0	0	7	6	1	2	2	0
17	F	Justin Braun	2	1	120	1	0	1	1	0	0	0	0	2	2	0	0	0	0
11	F	Maykel Galindo	1	1	90	0	0	4	0	0	0	0	0	1	2	1	0	0	0
16	M	Sacha Kljestan	6	5	472	1	1	8	4	1	1	0	0	12	9	1	7	0	0
15	M	Jesse Marsch	37	37	3228	3	3	30	18	0	0	2	2	59	56	7	1	9	0
5	M	Paulo Nagamura	8	7	729	0	0	5	4	0	0	0	0	13	19	1	0	3	0
55	M	Marcelo Saragosa	7	4	340	0	0	2	1	0	0	0	0	16	9	0	0	1	0
2	D	Claudio Suarez	4	4	360	0	0	0	0	0	0	0	0	8	2	0	0	0	0
12	D	Carey Talley	20	15	1441	0	2	10	3	0	0	0	0	31	21	2	0	2	0
4	D	Shavar Thomas	4	4	360	0	0	2	1	0	0	0	0	9	3	0	0	2	0

UNF	POS	GOALKEEPER	GP	GS	MIN	SHTS	SV	GA	GAA	PKG	PKA	SKG	SKA	W	L	T	SO
14	GK	Jon Conway	4	4	360	0	13	3	0.75	0	0	0	0	0	2	2	1
22	GK	Zach Thornton	33	33	3013	87	114	33	0.99	1	2	3	11	17	12	4	13





## WCSF: GALAXY v CHIVAS

### LOS ANGELES GALAXY INDIVIDUAL HIGH GAMES (2009)

<b>Goals</b>				
2 Landon Donovan	03/22/2009	vs. DC	T	2-2
<b>Assists</b>				
2 Landon Donovan	04/04/2009	vs. COL	L	2-3
<b>Shots</b>				
6 Alan Gordon	05/23/2009	at DAL	T	1-1
<b>Shots on Goal</b>				
3 9 times				
<b>Fouls Committed</b>				
5 Edson Buddle	05/02/2009	vs. NY	W	1-0
<b>Fouls Suffered</b>				
5 Landon Donovan	03/22/2009	vs. DC	T	2-2
5 Edson Buddle	07/04/2009	vs. NE	W	1-0
<b>Offside</b>				
4 Landon Donovan	04/04/2009	vs. COL	L	2-3
<b>Saves</b>				
10 Donovan Ricketts	06/06/2009	at TOR	W	2-1
<b>Shots Faced</b>				
12 Donovan Ricketts	09/12/2009	vs. DAL	L	3-6
<b>Goals Allowed</b>				
6 Donovan Ricketts	09/12/2009	vs. DAL	L	3-6

### TEAM HIGH GAMES (2009)

<b>Goals</b>				
3 07/16/2009	at NY	W	3-1	
<b>Assists</b>				
3 04/04/2009	vs. COL	L	2-3	
3 09/19/2009	vs. TOR	W	2-0	
<b>Shots</b>				
20 05/23/2009	at DAL	T	1-1	
<b>Shots on Goal</b>				
9 05/23/2009	at DAL	T	1-1	
<b>Fouls Committed</b>				
23 09/26/2009	at CLB	L	0-2	
<b>Fouls Suffered</b>				
18 07/11/2009	at CHV	W	1-0	
<b>Corner Kicks</b>				
11 05/23/2009	at DAL	T	1-1	
11 07/04/2009	vs. NE	W	1-0	
<b>Offside</b>				
6 04/04/2009	vs. COL	L	2-3	
<b>Saves</b>				
10 06/06/2009	at TOR	W	2-1	
<b>Shots Faced</b>				
12 09/12/2009	vs. DAL	L	3-6	
<b>Goals Allowed</b>				
6 09/12/2009	vs. DAL	L	3-6	

### TEAM LOW GAMES (2009)

<b>Shots</b>				
4 04/04/2009	vs. COL	L	2-3	
<b>Shots on Goal</b>				
1 06/20/2009	at SJ	L	1-2	
<b>Fouls Committed</b>				
6 05/06/2009	at RSL	T	2-2	
<b>Fouls Suffered</b>				
11 03/22/2009	vs. DC	T	2-2	
11 04/04/2009	vs. COL	L	2-3	
<b>Corner Kicks</b>				
1 08/08/2009	at NE	W	2-1	
1 10/18/2009	at HOU	T	0-0	
<b>Offside</b>				
0 6 times				
<b>Saves</b>				
0 04/04/2009	vs. COL	L	2-3	
0 08/19/2009	at CHI	W	2-0	
<b>Shots Faced</b>				
0 08/19/2009	at CHI	W	2-0	

### CHIVAS USA INDIVIDUAL HIGH GAMES (2009)

<b>Goals</b>				
2 Paulo Nagamura	03/21/2009	vs. COL	W	2-1
2 Sacha Kljestan	08/22/2009	vs. TOR	W	2-0
<b>Assists</b>				
2 Atiba Harris	05/16/2009	vs. DC	T	2-2
<b>Shots</b>				
5 6 times				
<b>Shots on Goal</b>				
4 Sacha Kljestan	10/10/2009	vs. KC	W	2-0
<b>Fouls Committed</b>				
6 Atiba Harris	04/11/2009	at LA	T	0-0
<b>Fouls Suffered</b>				
5 Jesse Marsch	07/11/2009	vs. LA	L	0-1
5 Sacha Kljestan	09/19/2009	at SEA	T	0-0
<b>Offside</b>				
5 Eduardo Lillingston	04/18/2009	vs. SEA	W	2-0
<b>Saves</b>				
6 Zach Thornton	03/29/2009	at DAL	W	2-0
6 Zach Thornton	04/25/2009	vs. DAL	W	2-0
6 Zach Thornton	05/02/2009	at SJ	W	1-0
6 Zach Thornton	09/19/2009	at SEA	T	0-0
<b>Shots Faced</b>				
7 Lance Parker	08/08/2009	at COL	L	0-4
<b>Goals Allowed</b>				
4 Lance Parker	08/08/2009	at COL	L	0-4

### TEAM HIGH GAMES (2009)

<b>Goals</b>				
2 9 times				
<b>Assists</b>				
4 08/15/2009	at NY	W	2-0	
<b>Shots</b>				
20 10/17/2009	vs. SJ	T	2-2	
<b>Shots on Goal</b>				
11 09/13/2009	vs. NE	W	2-0	
11 10/17/2009	vs. SJ	T	2-2	
<b>Fouls Committed</b>				
19 06/06/2009	vs. SEA	W	1-0	
<b>Fouls Suffered</b>				
17 07/11/2009	vs. LA	L	0-1	
<b>Corner Kicks</b>				
9 05/23/2009	at KC	T	1-1	
<b>Offside</b>				
7 07/11/2009	vs. LA	L	0-1	
<b>Saves</b>				
7 08/26/2009	at RSL	L	0-4	
<b>Shots Faced</b>				
11 08/26/2009	at RSL	L	0-4	
<b>Goals Allowed</b>				
4 08/08/2009	at COL	L	0-4	
4 08/26/2009	at RSL	L	0-4	

### TEAM LOW GAMES (2009)

<b>Shots</b>				
3 04/22/2009	at TOR	L	0-1	
3 06/10/2009	at HOU	L	0-1	
<b>Shots on Goal</b>				
1 04/22/2009	at TOR	L	0-1	
1 06/10/2009	at HOU	L	0-1	
1 09/19/2009	at SEA	T	0-0	
<b>Fouls Committed</b>				
8 05/23/2009	at KC	T	1-1	
8 09/26/2009	vs. NY	T	1-1	
<b>Fouls Suffered</b>				
3 10/17/2009	vs. SJ	T	2-2	
<b>Corner Kicks</b>				
0 05/02/2009	at SJ	W	1-0	
<b>Offside</b>				
0 05/28/2009	vs. CHI	L	2-3	
0 08/26/2009	at RSL	L	0-4	
0 09/19/2009	at SEA	T	0-0	
0 10/22/2009	at CHI	L	0-1	
<b>Saves</b>				
0 08/22/2009	vs. TOR	W	2-0	
0 09/13/2009	vs. NE	W	2-0	
0 10/17/2009	vs. SJ	T	2-2	
<b>Shots Faced</b>				
0 08/22/2009	vs. TOR	W	2-0	
0 09/13/2009	vs. NE	W	2-0	



## WCSF: GALAXY v CHIVAS

### LA GALAXY INDIVIDUAL POSTSEASON HIGH GAMES (1996-2005)

<b>Goals</b>			
2	10 times		
<b>Assists</b>			
3	Mauricio Cienfuegos	10/01/1998	vs. DAL W 6-1
3	Martin Machon	10/01/1998	vs. DAL W 6-1
3	Luis Hernandez	09/20/2000	vs. TB W 5-2
<b>Shots</b>			
9	Carlos Ruiz	09/25/2002	vs. KC W 3-2
9	Carlos Ruiz	10/20/2002	vs. NE W 1-0
9	Herculez Gomez	11/13/2005	at NE W 1-0
<b>Shots on Goal</b>			
6	Carlos Ruiz	09/25/2002	vs. KC W 3-2
<b>Fouls Committed</b>			
7	Greg Vanney	09/14/2000	at TB W 1-0
7	Carlos Ruiz	10/30/2004	vs. COL W 2-0
<b>Fouls Suffered</b>			
7	Cobi Jones	11/21/1999	vs. DC L 0-2
7	Carlos Ruiz	10/05/2002	vs. COL W 4-0
<b>Offside</b>			
6	Luis Hernandez	09/14/2000	at TB W 1-0
<b>Saves</b>			
8	Kevin Hartman	09/29/2000	at KC T 0-0
<b>Shots Faced</b>			
9	Kevin Hartman	09/26/2001	at MET L 1-4
9	Kevin Hartman	11/09/2003	at SJ L 2-5
<b>Goals Allowed</b>			
5	Kevin Hartman	11/09/2003	at SJ L 2-5

### LA GALAXY TEAM POSTSEASON HIGH GAMES (1996-2005)

<b>Goals</b>			
6	10/01/1998	vs. DAL	W 6-1
<b>Assists</b>			
9	10/01/1998	vs. DAL	W 6-1
<b>Shots</b>			
29	09/23/2001	vs. MET	T 1-1
<b>Shots on Goal</b>			
13	10/01/1998	vs. DAL	W 6-1
<b>Fouls Committed</b>			
29	10/13/2001	vs. CHI	W 1-0
<b>Fouls Suffered</b>			
26	10/06/2000	at KC	L 0-2
26	10/05/2002	vs. COL	W 4-0
<b>Corner Kicks</b>			
11	09/29/1996	vs. SJ	W 2-0
<b>Offside</b>			
10	09/20/2000	vs. TB	W 5-2
<b>Saves</b>			
8	09/29/2000	at KC	T 0-0
<b>Shots Faced</b>			
9	09/26/2001	at MET	L 1-4
9	11/09/2003	at SJ	L 2-5
<b>Goals Allowed</b>			
5	11/09/2003	at SJ	L 2-5

### TEAM POSTSEASON LOW GAMES (1996-2005)

<b>Shots</b>			
6	10/20/1996	vs. DC	L 2-3
6	10/05/1997	vs. DAL	L 0-0
6	09/29/2000	at KC	T 0-0
6	10/29/2005	at SJ	T 1-1
6	11/05/2005	at COL	W 2-0
<b>Shots on Goal</b>			
1	09/29/2000	at KC	T 0-0
<b>Fouls Committed</b>			
9	09/28/2002	at KC	L 1-4
<b>Fouls Suffered</b>			
8	09/20/2000	vs. TB	W 5-2
8	10/03/2000	vs. KC	W 2-1
<b>Corner Kicks</b>			
1	09/14/2000	at TB	W 1-0
1	10/29/2005	at SJ	T 1-1
<b>Offside</b>			
0	09/23/2001	vs. MET	T 1-1
0	10/05/2002	vs. COL	W 4-0
<b>Saves</b>			
1	9 times		
<b>Shots Faced</b>			
1	10/05/1997	vs. DAL	L 0-0
1	09/14/2000	at TB	W 1-0
1	10/09/2002	at COL	W 1-0
1	10/20/2002	vs. NE	W 1-0

### CHIVAS USA INDIVIDUAL POSTSEASON HIGH GAMES (2006-2008)

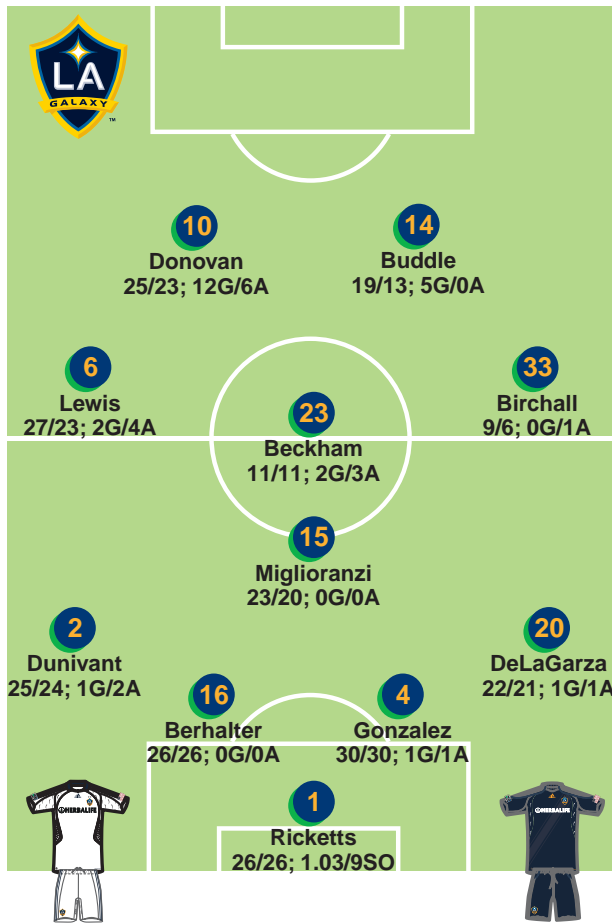
<b>Goals</b>			
1	Juan Francisco Palencia	10/22/2006	vs. HOU W 2-1
1	Ante Razov	10/22/2006	vs. HOU W 2-1
1	Justin Braun	11/08/2008	vs. RSL T 2-2
1	Sacha Kljestan	11/08/2008	vs. RSL T 2-2
<b>Assists</b>			
1	Sacha Kljestan	10/22/2006	vs. HOU W 2-1
1	Francisco Mendoza	11/08/2008	vs. RSL T 2-2
<b>Shots</b>			
4	Maykel Galindo	11/03/2007	vs. KC T 0-0
<b>Shots on Goal</b>			
2	Juan Francisco Palencia	10/22/2006	vs. HOU W 2-1
2	Francisco Mendoza	11/03/2007	vs. KC T 0-0
2	Paulo Nagamura	11/03/2007	vs. KC T 0-0
2	Sacha Kljestan	11/08/2008	vs. RSL T 2-2
<b>Fouls Committed</b>			
8	Atiba Harris	11/08/2008	vs. RSL T 2-2
<b>Fouls Suffered</b>			
6	Francisco Mendoza	11/08/2008	vs. RSL T 2-2
<b>Offside</b>			
2	Laurent Merlin	10/27/2007	at KC L 0-1
2	Atiba Harris	11/08/2008	vs. RSL T 2-2
<b>Saves</b>			
9	Brad Guzan	10/22/2006	vs. HOU W 2-1
<b>Shots Faced</b>			
10	Brad Guzan	10/22/2006	vs. HOU W 2-1
<b>Goals Allowed</b>			
2	Brad Guzan	10/29/2006	at HOU L 0-2
2	Zach Thornton	11/08/2008	vs. RSL T 2-2

### TEAM POSTSEASON HIGH GAMES (2006-2008)

<b>Goals</b>			
2	10/22/2006	vs. HOU	W 2-1
2	11/08/2008	vs. RSL	T 2-2
<b>Assists</b>			
1	10/22/2006	vs. HOU	W 2-1
1	11/08/2008	vs. RSL	T 2-2
<b>Shots</b>			
16	11/03/2007	vs. KC	T 0-0
<b>Shots on Goal</b>			
7	11/03/2007	vs. KC	T 0-0
<b>Fouls Committed</b>			
23	10/22/2006	vs. HOU	W 2-1
<b>Fouls Suffered</b>			
24	11/08/2008	vs. RSL	T 2-2
<b>Corner Kicks</b>			
6	11/03/2007	vs. KC	T 0-0
<b>Offside</b>			
5	10/27/2007	at KC	L 0-1
<b>Saves</b>			
9	10/22/2006	vs. HOU	W 2-1
<b>Shots Faced</b>			
10	10/22/2006	vs. HOU	W 2-1
<b>Goals Allowed</b>			
2	10/29/2006	at HOU	L 0-2
2	11/08/2008	vs. RSL	T 2-2

### TEAM POSTSEASON LOW GAMES (2006-2008)

<b>Shots</b>			
2	10/29/2006	at HOU	L 0-2
<b>Shots on Goal</b>			
1	10/29/2006	at HOU	L 0-2
1	11/01/2008	at RSL	L 0-1
<b>Fouls Committed</b>			
9	11/01/2008	at RSL	L 0-1
<b>Fouls Suffered</b>			
9	10/22/2006	vs. HOU	W 2-1
<b>Corner Kicks</b>			
0	11/01/2008	at RSL	L 0-1
<b>Offside</b>			
0	10/22/2006	vs. HOU	W 2-1
<b>Saves</b>			
2	10/29/2006	at HOU	L 0-2
2	10/27/2007	at KC	L 0-1
<b>Shots Faced</b>			
3	10/27/2007	at KC	L 0-1
3	11/03/2007	vs. KC	T 0-0



## TACTICS

The Galaxy's success this season has come as Arena has rebuilt the back four. Jamaican international Donovan Ricketts took over between the posts, and former U.S. international returned from Europe to shepherd a young defense that includes two rookies in center back Omar Gonzalez and right back A.J. DeLaGarza, though after his return from early-season surgery, 2008 Rookie of the Year Sean Franklin has taken over on the right. For most of the season, Landon Donovan featured in an advanced role on the right of midfield with David Beckham a little deeper in the middle, with Stefani Miglioranzi holding behind. Dema Kovalenko can also figure in the holding role after his return from long-term injury. But Donovan has also played up top, partnering Edson Buddle, as midseason acquisition Chris Birchall has come in on the right. The left side of midfield has been held down by Eddie Lewis, and Alan Gordon and Jovan Kirovski have also figured into attacker roles.

## HOW THEY QUALIFIED

The Los Angeles Galaxy completed a worst-to-first turnaround this season, going from the joint worst record in MLS in 2008 to the best in the Western Conference this year, with 48 points from 30 games. The Galaxy opened the season with just one loss in their first 12 games -- but just two wins in the same period. The Galaxy moved into the playoff positions with a six-game unbeaten run (including five wins) June 28-Aug. 8, and took over the top spot in the West with a 1-0 win vs. Chicago on Oct. 2.

## STADIUM

**The Home Depot Center** (capacity: 27,000)

The Galaxy ended the season with 25 points from a possible 45 on the season at home, tied for the 10th-best home mark in the league. They scored 18 goals in home games, tied for the 13th-most in the 15-team league, and conceded 17 at home, tied for just 10th best. The Galaxy lost just twice on their travels while winning five games, tied with the Chicago Fire for the best road winning percentage in MLS. They scored 18 goals on their travels while allowing just 14 -- the fewest of any team in the league and the only club with less than a goal allowed per game on the road.

## ATTACK

The Galaxy scored 36 goals in their 30 games on the season, tied for the 10th-most in the league. They scored a season-high three goals just twice on the season. The Galaxy were shut out just six times on the season, but four of those came over the season's final two months, including in two of their final four games.

## DEFENSE

The Galaxy allowed 31 goals in 30 games on the season, tied for the third-best defensive mark in MLS and the second-fewest allowed in a season in club history (29 in 32 games in 1999). They kept a clean sheet on 12 occasions and ended the season with three consecutive shutouts -- the third time over the year they did that. They ended the year with a 391-minute shutout streak, one of three of more than 300 minutes on the season -- and still allowed a season-high six goals, the most in club history, in a Sept. 12 loss to Dallas.

## CURRENT FORM

The Galaxy have not put together consecutive wins since a four-game winning streak from June 28-July 16. But they do come in with seven shutouts in their last nine games -- having also allowed eight goals in that time.

## COACH

**Bruce Arena.** In his first full season in charge of the Galaxy, after taking over for the final 10 games last season, Arena brought the Galaxy back to the postseason after a three-year drought. Arena won MLS Cups with D.C. United in 1996 and 1997 before guiding the U.S. national team to two FIFA World Cups.

## KEY ADDITIONS THIS SEASON

Jamaican international **Donovan Ricketts** has backstopped the defensive improvement, behind a rebuilt backline featuring a pair of rookies in **Omar Gonzalez** and **A.J. DeLaGarza** and U.S. international veteran **Gregg Berhalter**. **Mike Magee** and **Jovan Kirovski** have added attacking depth, and Trinidad & Tobago international **Chris Birchall** was a quality midseason acquisition.

## KEY ABSENCES

Regulars for much of the year, defender A.J. DeLaGarza and midfielder Stefani Miglioranzi have been slowed the last few weeks. Alecko Eskandarian and Julian Valentin are out for the season.

## KEY MAN

**Landon Donovan.** Whether the U.S. international fills an out-and-out forward role or a wide attacking position, his verve paces the Galaxy fortunes. When he was with the team, the Galaxy scored 31 goals, and he was a part of 19 of them.



# LOS ANGELES GALAXY

No.	Player	Pos	Ht	Wt	Birthdate	Birthplace	2009				CAREER				
							GP	GS	G	A	GP	GS	G	A	
1	<b>Donovan Ricketts</b>	<b>GK</b>	6-4	200	07/06/1977	St. James, Jamaica	26	26	0	0	26	26	0	0	<i>Jamaican international goalkeeper who was signed in December. Played five seasons in England and also in the 1998 World Cup.</i>
2	<b>Todd Dunivant</b>	<b>DF</b>	6-1	175	12/26/1980	Wheat Ridge, CO	25	24	1	2	159	150	4	12	<i>Returned from a broken ankle to regain a starting role at left back. Returned to LA after being traded to New York in 2006, before going to Toronto.</i>
3	<b>Leonard Griffin</b>	<b>DF</b>	6-1	195	09/11/1982	Pasadena, CA	1	0	0	0	19	9	0	0	<i>Reserve defender signed by the Galaxy in January. Played 2004-06 with the Chicago Fire after he was a second-round draft pick by that club.</i>
4	<b>Omar Gonzalez</b>	<b>DF</b>	6-5	210	10/11/1988	Dallas, TX	30	30	1	1	30	30	1	1	<i>The Galaxy's first selection in the 2009 SuperDraft after winning two national titles at Maryland, has played every game in central defense.</i>
5	<b>Yohance Marshall</b>	<b>DF</b>	6-2	170	01/22/1986	Diego Martin, Trinidad&Tobago	0	0	0	0	0	0	0	0	<i>Undrafted rookie out of the Univ. of South Florida who is also a Trinidad &amp; Tobago youth international.</i>
6	<b>Eddie Lewis</b>	<b>MF</b>	5-10	155	05/17/1974	Cerritos, CA	27	23	2	4	150	131	12	41	<i>Left-sider winger or fullback who returned to MLS last year following nine seasons in England. Veteran of two World Cups with the U.S. national team.</i>
7	<b>Chris Klein</b>	<b>MF</b>	6-0	185	01/04/1976	St. Louis, MO	28	10	0	3	322	287	49	67	<i>Reserve midfielder or fullback who saw his streak of 141 consecutive league appearances come to an end in September. 12-year MLS veteran.</i>
8	<b>Dema Kovalenko</b>	<b>MF</b>	5-8	160	08/28/1977	Kiev, Ukraine	15	15	0	2	235	212	37	40	<i>Hard-nosed midfielder in his first season with the Galaxy. Also played with Chicago, D.C. United, New York and Real Salt Lake in his 11-year MLS run</i>
9	<b>Jovan Kirovski</b>	<b>FW</b>	6-1	180	03/18/1976	Escondido, CA	22	13	2	1	140	115	26	11	<i>Back for a second stint with the Galaxy after being signed from San Jose. Also played with the Galaxy in 2004 and 2005 after arriving from Europe</i>
10	<b>Landon Donovan</b>	<b>FW</b>	5-8	158	03/04/1982	Ontario, CA	25	23	12	6	208	192	96	75	<i>The winner of the 2008 MLS Golden Boot, the all-time leader in goals for the U.S. national team. A three-time MLS Cup winner and twice in Best XI</i>
11	<b>Alecko Eskandarian</b>	<b>FW</b>	5-9	165	07/09/1982	Montvale, NJ	10	5	3	0	125	83	30	12	<i>Acquired from Chivas USA on July 1 and scored on his Galaxy debut, but suffered a broken nose vs. AC Milan on July 19 and is out for the season</i>
12	<b>Josh Saunders</b>	<b>GK</b>	6-4	210	03/02/1981	Grants Pass, OR	6	4	0	0	9	7	0	0	<i>Returned to the Galaxy this year after playing with USL1 Miami FC in 2008. Puerto Rico international. Began his MLS career with San Jose in 2003.</i>
14	<b>Edson Buddle</b>	<b>FW</b>	6-1	185	05/21/1981	New Rochelle, NY	19	13	5	0	206	153	73	23	<i>Now in his ninth season in MLS, his third with LA. Began his career with Columbus in 2001, moving to New York in 2006, then Toronto the next year.</i>
15	<b>Stefani Miglioranzi</b>	<b>MF</b>	6-1	160	09/20/1977	Pacos ed Caldas, Brazil	23	20	0	0	63	44	3	3	<i>Holding midfielder who won MLS Cup with Columbus last year. Returned to LA where he began his MLS career in 2006 after seven years in England</i>
16	<b>Gregg Berhalter</b>	<b>DF</b>	6-1	175	08/01/1973	Englewood, NJ	26	26	0	0	26	26	0	0	<i>Center back who signed with the Galaxy in April after a 14-year career in Holland, England and Germany. Played in the 2002 and 2006 World Cups.</i>
17	<b>Tristan Bowen</b>	<b>FW</b>	5-11	170	01/31/1991	Los Angeles, CA	1	0	0	0	1	0	0	0	<i>The first player to sign with the club from the LA Galaxy youth academy, in Nov. 2008. A U.S. U-17 and U-20 international, his MLS debut was June 20</i>
18	<b>Mike Magee</b>	<b>MF</b>	5-10	160	09/02/1984	Chicago, IL	23	19	2	6	153	104	25	19	<i>Just 24 but in his seventh season, his first with LA after being acquired from New York, where he spent his first six seasons.</i>
20	<b>A.J. DeLaGarza</b>	<b>DF</b>	5-9	145	11/04/1987	Bryans Road, MD	22	21	1	1	22	21	1	1	<i>Second-round selection in the 2009 SuperDraft after winning two national championships at Maryland. Became a starter right away at right back.</i>
21	<b>Alan Gordon</b>	<b>FW</b>	6-3	190	10/16/1981	Long Beach, CA	22	13	3	3	87	54	15	12	<i>Reserve forward in his sixth season with the Galaxy, the most of any player. Had a career-high five goals in 2008.</i>
22	<b>Tony Sanneh</b>	<b>DF</b>	6-2	195	06/01/1971	St. Paul, MN	13	5	0	0	130	111	16	28	<i>Veteran defender who signed with the club in March. Won two MLS Cups with D.C. United in 1996 and '97. In the U.S. World Cup team in 2002.</i>
23	<b>David Beckham</b>	<b>MF</b>	6-0	170	05/02/1975	London, England	11	11	2	3	41	38	7	15	<i>Now in his third MLS season, joined the Galaxy in July after completing his loan with AC Milan. Has a record 114 caps with England.</i>
24	<b>Julian Valentin</b>	<b>DF</b>	6-0	180	02/23/1987	Lancaster, PA	0	0	0	0	1	1	0	0	<i>U.S. youth international at every level and 2007 NCAA champion with Wake Forest. Out for the season with a fractured right foot.</i>
27	<b>Bryan Jordan</b>	<b>FW</b>	5-8	155	09/13/1985	Pasadena, CA	19	2	1	0	27	6	2	1	<i>Able to play either as an out-and-out striker or a winger, in his second season with the Galaxy after being acquired from the USL1 Portland Timbers</i>
28	<b>Sean Franklin</b>	<b>DF</b>	5-10	155	03/21/1985	Panorama City, CA	13	13	0	1	40	39	0	2	<i>The 2008 Rookie of the Year who missed four months while recovering from hamstring surgery. The No. 4 pick in the 2008 SuperDraft.</i>
30	<b>Kyle Patterson</b>	<b>MF</b>	5-9	175	01/06/1986	Birmingham, England	3	2	0	1	3	2	0	1	<i>Fourth-round selection in the 2009 SuperDraft out of Saint Louis University. A product of West Bromwich Albion's youth academy in his homeland.</i>
33	<b>Chris Birchall</b>	<b>MF</b>	5-9	180	05/05/1984	Stafford, England	9	6	0	1	9	6	0	1	<i>Trinidad &amp; Tobago international who played the entirety of his career in England and Scotland before joining the Galaxy in July.</i>

HEAD COACH : Bruce Arena

09/21/1951

W91 L62 T25

2009 LOS ANGELES GALAXY STATISTICS (12-6-12, 48 pts.)

UNF	POS	PLAYER	GP	GS	MIN	G	A	SHT	SOG	FC	FS	OFF	CK	C	E
10	F-M	Landon Donovan	25	23	2152	12	6	56	29	25	38	11	46	1	0
14	F	Edson Buddle	19	13	1255	5	0	32	16	36	16	11	0	1	0
21	F	Alan Gordon	22	13	1175	3	3	41	15	38	28	12	0	5	1
11	F	Alecko Eskandarian (TOT)	10	5	462	3	0	12	6	14	4	3	0	3	0
11	F	*Alecko Eskandarian	3	3	213	2	0	9	5	5	2	0	0	2	0
18	M	Mike Magee	23	19	1507	2	6	24	8	17	26	3	23	3	0
6	M	Eddie Lewis	27	23	1903	2	4	27	14	22	29	3	38	4	2
23	M	David Beckham	11	11	889	2	3	19	9	14	9	0	24	2	1
9	F	Jovan Kirovski	22	13	1202	2	1	19	8	30	10	4	6	4	0
2	D	Todd Dunivant	25	24	2131	1	2	8	5	16	19	0	0	0	0
20	D	A.J. DeLaGarza	22	21	1754	1	1	3	2	14	32	0	0	2	0
4	D	Omar Gonzalez	30	30	2672	1	1	13	4	29	19	0	0	5	0
27	F	Bryan Jordan	19	2	470	1	0	7	3	10	13	1	0	2	0
7	M	Chris Klein	28	10	1158	0	3	16	10	10	4	3	0	2	0
8	M	Dema Kovalenko	15	15	1237	0	2	11	2	19	11	1	0	2	1
33	M	Chris Birchall	9	6	531	0	1	8	3	9	7	0	0	2	0
28	D	Sean Franklin	13	13	1125	0	1	5	2	7	4	0	0	0	0
30	M	Kyle Patterson	3	2	127	0	1	1	0	2	2	0	0	0	0
16	D	Gregg Berhalter	26	26	2298	0	0	6	0	41	29	1	1	4	2
17	F	Tristan Bowen	1	0	1	0	0	0	0	0	0	0	0	0	0
3	D	Leonard Griffin	1	0	16	0	0	0	0	1	0	0	0	0	0
15	M	Stefani Miglioranzi	23	20	1719	0	0	6	2	33	13	0	0	4	0
1	GK	Donovan Ricketts	26	26	2274	0	0	0	0	1	1	0	0	1	0
22	D	Tony Sanneh	13	5	627	0	0	1	0	7	5	0	0	2	0
12	GK	Josh Saunders	6	4	426	0	0	0	0	0	0	0	0	0	0
19	M	Josh Tudela	8	8	637	0	0	2	0	3	2	0	0	1	0
5	D	Yohance Marshall	0	0	0	0	0	0	0	0	0	0	0	0	0
		Own-goals received				2									
		Team totals	30	30	2700	36	35	314	137	389	343	50	138	49	7
		Opponent totals	30	30	2700	31	27	311	130	343	389	127	150	62	7

GAME-WINNING GOALS: Landon Donovan 3, Edson Buddle 2, David Beckham 2, Mike Magee 1  
 Jovan Kirovski 1, Alecko Eskandarian 1, Todd Dunivant 1

GAME-WINNING ASSISTS: Mike Magee 2, Eddie Lewis 2, Alan Gordon 2, Todd Dunivant 2, Chris Klein 1  
 Jovan Kirovski 1, Omar Gonzalez 1, A.J. DeLaGarza 1, Chris Birchall 1

PENALTY KICK GOALS/ATTEMPTS: Landon Donovan 3-3

LOS ANGELES GALAXY INDIVIDUAL GOALKEEPING

UNF	POS	GOALKEEPER	GP	GS	MIN	SHTS	SV	GA	GAA	PG	PA	W	L	T	SO
1	GK	Donovan Ricketts	26	26	2274	112	82	26	1.03	4	5	10	5	10	9
12	GK	Josh Saunders	6	4	426	18	12	5	1.06	1	1	2	1	2	2
		Team totals	30	30	2700	130	94	31	1.03	5	6	12	6	12	12
		Opponent totals	30	30	2700	137	97	36	1.20	3	3	6	12	12	6

\* = Played with other teams in 2009. Only Los Angeles Galaxy statistics listed here.



LOS ANGELES GALAXY - GAME-BY-GAME

#	Player	1	2	3	4	5	6	7	8	9	10	11	12	13	14	15	16	17	18	19	20	21	22	23	24	25	26	27	28	29	30		
1	Donovan Ricketts	DC	COL	CHV	ST	COL	NY	RSL	SEA	CLB	DAL	KC	TOR	RSL	ST	HOU	NE	CHV	NY	KC	NE	SEA	CHI	DC	CHV	DAL	TOR	CLB	CHI	HOU	ST		
2	Todd Dunivant	2-2	2-3	0-0	1-1	1-1	1-0	2-2	1-1	1-1	1-1	1-1	2-1	0-2	1-2	1-0	1-0	1-0	3-1	1-1	2-1	0-2	2-0	0-0	1-0	3-6	2-0	0-2	1-0	0-0	2-0		
3	Leonard Griffin			90G	90G	90G	90G	90G	90G	90G	90G	90G	90G	90G	90G	90G			90G	29G	90G	90G	85G	90G	90G	90G	90G	90G	90G	90G	90G		
4	Omar Gonzalez			11	90D	90D	90D	90D	90D	90D	90D	90D	90D	78D	90D	90D			90D	90D	90D	90D	90D	90D	90D	90D	90D	90D	90D	90D	90D		
5	Yohance Marshall	90D	90D	90D	90D	90D	90D	90D	90D	90D	90D	90D	90D	90D	90D	62D	90D	90D	90D	90D	90D	90D	90D	90D	90D	90D	90D	90D	90D	90D	90D		
6	Eddie Lewis	77D	90D	90M	90M	90M	69M	14	90D	78M	78M	90M	65M			84M	64M	18	85M	90M	80M	79M		85M	68M	74M	45M	28	73M	85M	24		
7	Chris Klein	90M	90M	81M	25	89M	75M	61M	27	20	16	12	66M	45	89M	6	26	12	5	21	10	58M	45	25	22	16	45		67M		14		
8	Dema Kovalenko	80M	59M		90M	69M	90M	90M	84M	90M	90M	90M	90M	90M																	90M	90M	
9	Jovan Kirovski	76F		32	79F	10	5		63M	10				25	90M	90M	90M	87M			90F	90F	65F	75F	69F	1	56		5	4			
10	Landon Donovan	90F	90F	90F	90F	90F	90F	90F	90F	90M	90M	90F							90M	90M	90M	45	90M	90M	90M	90M	90F	90M	90F	37	90M		
11	Alecko Eskandarlian																	67F	72F	74F													
12	Josh Saunders	90G	90G															90G	90G		61		5										
14	Edson Buddle					21	85F	90F	6	23	24	24	90F	90F	90F	90F	90F	90F	90F	90F							21	86F	90F	88F	67F	90F	
15	Stefani Miglioranza		28	58M	90M	90M	22	76M	90M	80M		26		90M	90M	90M	90M	90M	90M	90M	90M	45M	90M	90M	90M	90M	90M	90M	34M				
16	Gregg Berhalter				79D		90D	90D	90D	90D	59D		90D	90D	90D	90D	90D	90D	90D	90D	90D	90D	90D	90D	90D	90D	90D	90D	90D	90D	90D	90D	
17	Tristan Bowen																																
18	Mike Magee	59M				56M		14	90M	90M	90F	61M	64F	65M	90F	90M	78M	78M	16	69F	29	90F	60F	86F	90F				23	53F	66F		
19	Josh Tudela	90M	90M	90M			68M			74M	90M	90M	45M																				
20	A.J. DelaGarza	90D	13	61D	65D					90D	90D	90D	90D	76D	90D	90D	90D	90D	90D	90D	90D	90D	90D	90D	90D	90D	90D	90D	45D	54D	90D		
21	Alan Gordon	14	82F	71F		80F		21	76F	70F	67F	66F	90F	90F	35	72F				81F	89F	61F		30	15			4	36	2	23		
22	Tony Sanneh	90D	90D	9	90D				90D	45	29	74D				28	12	3					22										
23	David Beckham																																
24	Julian Valentín																																
27	Bryan Jordan	31	8	29	34	1	15	29		90F	12			12	14	18	23							5					90F	17			
28	Sean Franklyn	90D	90D	90M	90D	90D	90D	90D		45D																			90D	90M	90D	90D	
30	Kyle Patterson	10	62M												55M																		
33	Chris Birchall																																

"00" = 100 minutes played  
 F/M/D/G = starting position

Played for other teams: Alecko Eskandarlian played 249 minutes for CHV

LOS ANGELES GALAXY – GAME-BY-GAME LOG

Game #	Date	Opponent	Score	Result	Key Events
Game #1	03/22/2009	LA 2 vs DC 2	T	Donovan 1 (penalty kick) 80; Donovan 2 (Patterson 1) 85	
Game #2	04/04/2009	LA 2 vs COL 3	L	Gonzalez 1 (Donovan 1) 37; Gordon 1 (Donovan 2, Franklin 1) 48	
Game #3	04/11/2009	LA 0 vs CHV 0	T		
Game #4	04/18/2009	LA 1 at ST 1	T	Jordan 1 (Donovan 3, Kovalenko 1) 76	
Game #5	04/25/2009	LA 1 at COL 1	T	Donovan 3 (Klein 1) 82	
Game #6	05/02/2009	LA 1 vs NY 0	W	Donovan 4 (penalty kick) 39	
Game #7	05/06/2009	LA 2 at RSL 2	T	Donovan 5 (penalty kick) 91+; Magee 1 (unassisted) 94+	
Game #8	05/10/2009	LA 1 at SEA 1	T	Gordon 2 (Magee 1) 35	
Game #9	05/17/2009	LA 1 vs CLB 1	T	Lewis 1 (unassisted) 91+	
Game #10	05/23/2009	LA 1 at DAL 1	T	Donovan 6 (Lewis 1, Magee 2) 3	
Game #11	05/30/2009	LA 1 vs KC 1	T	Buddle 1 (Donovan 4, Kovalenko 2) 87	
Game #12	06/06/2009	LA 2 at TOR 1	W	Gordon 3 (Lewis 2) 5; Buddle 2 (Gordon 1) 77	
Game #13	06/13/2009	LA 0 vs RSL 2	L		
Game #14	06/20/2009	LA 1 at ST 2	L	Kirovski 1 (Gordon 2, Magee 3) 65	
Game #15	06/28/2009	LA 1 vs HOU 0	W	Dunivant 1 (Magee 4) 24	
Game #16	07/04/2009	LA 1 vs NE 0	W	Eskeandarian 2 (Dunivant 1) 8	
Game #17	07/11/2009	LA 1 at CHV 0	W	Buddle 3 (DeLaGarza 1, Magee 5) 30	
Game #18	07/16/2009	LA 3 at NY 1	W	Eskeandarian 3 (unassisted) 3; Donovan 7 (Lewis 3) 31; Lewis 2 (Donovan 5) 45	
Game #19	07/25/2009	LA 1 at KC 1	T	Donovan 8 (Beckham 1) 33	
Game #20	08/08/2009	LA 2 at NE 1	W	Donovan 9 (unassisted) 21; Kirovski 2 (Gordon 3, Lewis 4) 52	
Game #21	08/15/2009	LA 0 vs SEA 2	L		
Game #22	08/19/2009	LA 2 at CHI 0	W	Magee 2 (Kirovski 1) 23; Donovan 10 (Magee 6) 54	
Game #23	08/22/2009	LA 0 at DC 0	T		
Game #24	08/29/2009	LA 1 vs CHV 0	W	Beckham 1 (Gonzalez 1, Dunivant 2) 80	
Game #25	09/12/2009	LA 3 vs DAL 6	L	own goal (Benitez) 26; DeLaGarza 1 (unassisted) 42; Buddle 4 (Beckham 2) 90	
Game #26	09/19/2009	LA 2 vs TOR 0	W	Beckham 2 (Birchall 1) 9; Buddle 5 (Donovan 6, Beckham 3) 83	
Game #27	09/26/2009	LA 0 at CLB 2	L		
Game #28	10/02/2009	LA 1 vs CHI 0	W	Donovan 11 (Klein 2) 42	
Game #29	10/18/2009	LA 0 at HOU 0	T		
Game #30	10/24/2009	LA 2 vs SJ 0	W	own goal (Burling) 24; Donovan 12 (Klein 3) 77	





**LOS ANGELES GALAXY -CUP COMPETITIONS - GAME-BY-GAME**

**WCSE: GALAXY v CHIVAS**

U.S. OPEN CUP  
 # Player Q1 COL  
 0-0

1	Donovan Ricketts	
2	Todd Dunivant	
3	Leonard Griffen	
4	Omar Gonzalez	90
5	Yohance Marshall	120
6	Eddie Lewis	
7	Chris Klein	s59
8	Dema Kovalenko	
9	Jovan Kirovski	120
10	Landon Donovan	
12	Josh Saunders	120
14	Edson Buddle	
15	Stefani Miglioranza	120
16	Gregg Berhalter	74
17	Tristan Bowen	61
18	Mike Magee	s46
19	Josh Tudela	s30
20	A.J. DeLaGarza	120
21	Alan Gordon	s59
22	Tony Sanneh	
23	David Beckham	
24	Julian Valentim	
27	Bryan Jordan	120
28	Sean Franklin	120
30	Kyle Patterson	61

U.S. OPEN CUP  
 Q1 04/07/2009 LA 0 vs COL 0 L (2-4 pens)




WCSF: GALAXY v CHIVAS

ALL-TIME LOS ANGELES GALAXY POSTSEASON  
STATISTICS (26-15-4, 80 PTS.)

PLAYER	GP	GS	MIN	G	A
Carlos Ruiz	11	11	1023	11	2
Mauricio Cienfuegos	35	34	2992	7	14
Cobi Jones	45	43	3938	6	13
Ezra Hendrickson	29	25	2362	5	3
Greg Vanney	26	25	2238	5	3
Carlos Hermosillo	9	9	750	5	1
Sasha Victorine	20	19	1715	4	2
Landon Donovan	4	4	390	4	1
Danny Pena	12	12	992	4	0
Luis Hernandez	10	8	808	3	5
Danny Califf	19	18	1706	3	0
Eduardo Hurtado	7	6	589	3	0
Peter Vagenas	19	17	1677	2	2
Paul Caligiuri	23	23	2022	2	1
Chris Armas	8	8	724	2	0
Chris Albright	14	9	933	1	3
Tyrone Marshall	14	14	1328	1	2
Welton	6	4	389	1	2
Adam Frye	11	5	568	1	1
Clint Mathis	9	6	558	1	1
Joe Franchino	7	4	351	1	0
Robin Fraser	21	21	1832	1	0
Herculez Gomez	4	4	380	1	0
Ned Grabavoy	4	4	298	1	0
Brian Kelly	4	4	298	1	0
Guillermo Ramirez	1	0	54	1	0
McKinley Tennyson	2	0	5	1	0
Simon Elliott	25	21	1992	0	6
Roy Myers	6	6	466	0	4
Martin Machon	6	6	507	0	3
Alexi Lalas	10	7	650	0	2
Alejandro Moreno	9	7	564	0	2
Hong Myung Bo	2	2	186	0	2
Jorge Campos	6	6	544	0	1
Kevin Hartman	39	39	3592	0	1
Steve Jolley	6	4	435	0	1
Jovan Kirovski	3	3	267	0	1
Brian Mullan	8	1	184	0	1
Ante Razov	5	4	251	0	1
Craig Waibel	5	2	245	0	1
Paul Broome	3	2	209	0	0
Dan Calichman	8	7	594	0	0
Pablo Chinchilla	1	1	90	0	0
Brian Ching	2	0	6	0	0
Ednaldo da Conceicao	4	0	25	0	0
Todd Dunivant	4	4	390	0	0
John Garvey	1	0	6	0	0
Seth George	1	0	3	0	0
Alan Gordon	4	0	31	0	0
Daniel Hernandez	1	0	18	0	0
Andreas Herzog	1	0	31	0	0
Zak Ibsen	9	4	379	0	0
Ugo Ihemelu	4	4	390	0	0
Guillermo Jara	1	0	12	0	0
Harut Karapetyan	8	5	478	0	0
David Kramer	3	0	72	0	0
Ricky Lewis	1	0	1	0	0
Paulo Nagamura	4	3	369	0	0
Joseph Ngwenya	1	1	57	0	0
Arash Noamouz	3	2	158	0	0
Curt Onalfo	3	1	150	0	0
Marvin Quijano	2	0	26	0	0
Matt Reis	1	0	51	0	0
Jorge Salcedo	7	5	474	0	0
Wellington Sanchez	3	0	68	0	0
Marcelo Saragosa	5	4	283	0	0
Mark Semioli	5	5	406	0	0
Ryan Suarez	1	0	9	0	0
Brian Taylor	1	0	8	0	0
Arturo Torres	4	2	246	0	0
Jose Vasquez	1	0	23	0	0
Sebastien Vorbe	3	0	31	0	0
Brad Wilson	1	0	2	0	0
Team totals	45	45	4203	78	82
Opponent totals	45	45	4203	54	61

INDIVIDUAL GOALKEEPING

GOALKEEPER	GP	GS	SV	GA	GAA	SO
David Kramer	3	0	2	0	0.00	1
Matt Reis	1	0	0	0	0.00	1
Jorge Campos	6	6	25	6	0.99	1
Kevin Hartman	39	39	137	48	1.20	12
Team totals	45	45	169	54	1.16	15
Opponent totals	45	45	170	78	1.67	9



## TACTICS

Although Preki has not deviated much from his usual 4-4-2 setup once again this year, his group has undergone significant alteration. While Zach Thornton has been nearly ever-present, Jonathan Bornstein has shifted inside from left back to partner with Yamith Cuesta, while Carey Talley has moved from center back to right back. Ante Jazic has been a regular at left back since his return from injury, and Mariano Trujillo and Shavar Thomas are also candidates. Paulo Nagamura is a regular at one of the two central midfield spots, while Michael Lahoud has filled the other down the stretch, as Jesse Marsch looks to recover from concussion. Sacha Kljestan has moved to the left side of midfield with mid-season signing Jesus Padilla on the right, though cut in frequently. Up top, Maykel Galindo and Justin Braun have had the bulk of the starts down the stretch, but Eduardo Lillingston leads the team in goals and late-season signing Maicon Santos is also a possibility.

## HOW THEY QUALIFIED

Chivas USA finished fourth in the Western Conference, with 45 points from their 30 games. The Red-and-White got off to a stellar start with seven wins in their first nine games and just one loss in their first 11, but after a midseason swoon that included five consecutive losses (June 10-Aug. 5), Chivas lost just twice over the final two months of the season.

## STADIUM

**The Home Depot Center** (capacity: 27,000)

Chivas USA tied for the most home wins in Major League Soccer with nine; their 9-3-3 home record was tied for fourth-best in the league. They scored 25 goals in home games on Victoria Street -- tied for third-most in MLS, and allowed just 14 goals in home games, tied for the fifth-best mark in the league. On the road, however, Chivas scored just nine goals in posting a 4-8-3 mark, more than only New York, which managed just three away goals.

## ATTACK

Chivas USA scored 34 goals in their 30 matches, tied for fourth-fewest in the league and their fewest since the club's inaugural season (31, when they won four games). Chivas was shut out 10 times over the course of the season, including in three consecutive games July 11-Aug. 8, and did not score more than two goals in any game in the season, the first time in league history a team has gone through a season without scoring at least three goals in at least one game.

## DEFENSE

Chivas ended the season with 31 goals allowed in 30 games, the third-best defensive record in the league. They led the league with 12 shutouts, with six coming over the first nine games of the season, then four more coming over the final eight games of the campaign. They did lose 4-0 twice over a span of four games, Aug. 8 at Colorado and Aug. 26 at Real Salt Lake.

## CURRENT FORM

Chivas USA comes into the playoffs off back-to-back losses in a four-day span, which put an end to a six-game unbeaten run. They allowed six goals in their last three games after posting clean sheets four times in a five-game spell.

## COACH

**Preki.** The one-time left-footed legend in his third year at the Chivas helm, after taking the club to the playoffs both years. Still third all-time in career assists in MLS (and 10th in goals), he was also the only two-time winner of league MVP honors (1997, 2003), a two-time scoring champion and four-time Best XI selection.

## KEY ADDITIONS THIS SEASON

Striker **Eduardo Lillingston** led the club in goals after arriving from Mexico. **Marcelo Saragosa** has become a regular since his arrival from FC Dallas. **Jesus Padilla**, **Maicon Santos** and **Yamith Cuesta** have all stepped into regular starting roles after being signed in the midseason transfer window.

## KEY ABSENCES

Chivas has once again suffered through an injury-hit campaign, with players such as **Ante Razov**, **Kevin Harmse**, **Sasha Victorine**, **Jim Curtin** and **Bojan Stepanovic** all out for the season. MLS Original **Jesse Marsch** suffered a concussion in the season's final week, and **Claudio Suarez** is also slowed by a hamstring strain.

## KEY MAN

**Sacha Kljestan.** After returning from a midsummer spell of international duty Kljestan regained his league form, with all five of his goals and two of his three assists coming since Aug. 15. He has also gained an important foil on the opposite side of the midfield in Jesus Padilla.



# CHIVAS USA

No.	Player	Pos	Ht	Wt	Birthdate	Birthplace	2009				CAREER				
							GP	GS	G	A	GP	GS	G	A	
1	<b>Dan Kennedy</b>	<b>GK</b>	6-1	200	07/22/1982	Fullerton, CA	0	0	0	0	9	8	0	0	<i>Out for the season after undergoing knee surgery. In his second MLS season; also played for Puerto Rico Islanders (USL1) and in Chile.</i>
2	<b>Claudio Suarez</b>	<b>DF</b>	5-11	176	12/17/1968	Texcoco, Mexico	5	1	0	0	64	59	9	2	<i>Re-signed with the club in March after earlier announcing his retirement. Has played in three World Cups for Mexico, first in 1994, during his career.</i>
3	<b>Jim Curtin</b>	<b>DF</b>	6-4	205	06/23/1979	Oreland, PA	3	2	0	0	172	152	5	6	<i>On the disabled list after undergoing season-ending surgery. Moved to Chivas USA in 2008 after seven seasons with the Chicago Fire.</i>
4	<b>Shavar Thomas</b>	<b>DF</b>	6-1	195	01/29/1981	Hannah Town, Jamaica	17	17	0	0	150	142	3	1	<i>Jamaican international who was a first-round pick in 2003 out of Connecticut. Has also played for Dallas and Kansas City during his MLS career.</i>
5	<b>Paulo Nagamura</b>	<b>MF</b>	5-8	154	03/02/1983	Sao Paulo, Brazil	27	25	4	2	131	123	8	13	<i>Acquired from Toronto in 2007, now in his fifth MLS season. A product of the Sao Paulo FC youth system in his native Brazil; also played at Arsenal</i>
6	<b>Ante Jazic</b>	<b>DF</b>	5-11	175	02/27/1976	Halifax, Nova Scotia, Canada	13	13	0	1	57	54	0	4	<i>Came to Chivas USA in January in a trade with the LA Galaxy. Has also played professionally in Russia, Austria and Croatia. Canadian international.</i>
7	<b>Kevin Harmse</b>	<b>MF</b>	6-0	180	07/04/1984	Johannesburg, South Africa	12	8	0	0	45	34	1	0	<i>Has not played with Chivas due to injury after being acquired in a trade with Toronto FC in June. A Canadian international.</i>
8	<b>Mariano Trujillo</b>	<b>DF</b>	5-7	150	05/19/1977	Mexico City, Mexico	21	18	0	1	21	18	0	1	<i>Right midfielder or fullback in his first MLS season. Played in Mexico with Pumas (1996-2003), Santos (2001), Morelia (2003-07) and Atlante ('08)</i>
9	<b>Ante Razov</b>	<b>FW</b>	6-1	175	03/02/1974	Los Angeles, CA	0	0	0	0	262	229	114	66	<i>The league's third leading goalscorer all-time, he has not played a match in 2009 after undergoing ankle surgery in the preseason.</i>
10	<b>Jesus Padilla</b>	<b>MF</b>	5-11	150	03/03/1987	San Jose, CA	11	10	1	0	11	10	1	0	<i>Acquired on loan in August from sister club CD Guadalajara. A native of San Jose, Calif., he has played in the Chivas youth system since he was 14.</i>
11	<b>Maykel Galindo</b>	<b>FW</b>	5-10	165	01/28/1981	Villa Clara, Cuba	23	15	4	2	61	44	17	9	<i>Now in his third season with Chivas USA. Gained political asylum after leaving the Cuban national team during the 2005 Gold Cup.</i>
12	<b>Carey Talley</b>	<b>DF</b>	6-1	178	08/26/1976	Memphis, TN	27	27	0	1	299	248	19	28	<i>Has moved to center back this season after playing the bulk of 2008 at right back. An 11-year veteran of MLS, also with D.C., K.C., RSL and Dallas.</i>
13	<b>Jonathan Bornstein</b>	<b>DF</b>	5-9	145	11/07/1984	Torrance, CA	26	26	0	1	102	100	9	8	<i>U.S. international who has shown his versatility this season, playing in central defense and the left of midfield as well as his usual left back.</i>
14	<b>Jon Conway</b>	<b>GK</b>	6-6	215	05/06/1977	Media, PA	9	9	0	0	81	78	0	3	<i>Signed by Chivas on Sept. 11 after his rights were acquired from New York. In his ninth MLS season; previously with New York and San Jose</i>
15	<b>Jesse Marsch</b>	<b>MF</b>	5-11	170	11/08/1973	Racine, WI	23	21	0	1	321	286	31	40	<i>One of four MLS Originals active this season, in his fourth season with Chivas. Won MLS Cups with D.C. United (1996, '97) and Chicago (1998)</i>
16	<b>Sacha Kljestan</b>	<b>MF</b>	6-1	170	09/09/1985	Anaheim, CA	25	24	5	3	104	101	14	30	<i>After returning from the U.S. national team from the FIFA Confederations Cup, his form exploded. Named to the MLS Best XI in 2008.</i>
17	<b>Justin Braun</b>	<b>FW</b>	6-3	195	03/31/1987	Salt Lake City, UT	15	14	3	2	39	26	7	4	<i>Returned from a midseason concussion to gain a starting striker spot. In his second season after being discovered in an amateur adult league.</i>
18	<b>Sasha Victorine</b>	<b>MF</b>	6-2	170	02/03/1978	Santa Ana, CA	10	4	0	1	242	213	32	41	<i>On the disabled list since August with a concussion. Acquired last season from Kansas City. In his 10th MLS season; starting with LA (2000-04).</i>
19	<b>Jorge Flores</b>	<b>MF</b>	5-9	150	09/16/1989	Anaheim, CA	7	3	0	0	19	9	3	0	<i>U.S. under-20 international who played in the 2009 FIFA U-20 World Cup. Signed to a pro contract in 2007 as winner of "Sueno MLS".</i>
21	<b>Lance Parker</b>	<b>GK</b>	6-4	195	08/19/1985	Oklahoma City, OK	4	3	0	0	4	3	0	0	<i>Rookie goalkeeper who made his MLS debut Aug. 9, pressed into substitute service for an injured Zach Thornton.</i>
22	<b>Zach Thornton</b>	<b>GK</b>	6-3	230	10/10/1973	Baltimore, MD	27	27	0	0	257	251	0	3	<i>Having been in the league every season since 1996, he leads MLS in goals-against and shutouts. 1998 Goalkeeper of the Year with Chicago.</i>
23	<b>Bojan Stepanovic</b>	<b>MF</b>	5-9	163	01/11/1983	Belgrade, Serbia, Yugoslavia	16	7	1	2	16	7	1	2	<i>Wide midfielder who is out with a knee injury. Signed to a contract in March after playing for a number of clubs in his native Serbia.</i>
24	<b>Gerson Mayen</b>	<b>MF</b>	5-7	161	02/09/1989	Los Angeles, CA	12	5	0	4	12	5	0	4	<i>Part of the U.S. team in the FIFA U-20 World Cup in Egypt. On the Chivas reserve team in 2008, he made his full debut on March 29 of this season.</i>
27	<b>Michael Lahoud</b>	<b>MF</b>	5-8	162	09/15/1986	Sierra Leone	16	9	1	1	16	9	1	1	<i>Chivas USA's first selection in the 2009 SuperDraft out of Wake Forest University. Became a starter in midfield by season's end.</i>
28	<b>Cesar Zamora</b>	<b>MF</b>	5-11	152	05/27/1991	Granada Hills, CA	0	0	0	0	0	0	0	0	<i>Product of the Chivas USA youth system who was a member of the U.S. team in the FIFA U-20 World Cup in Egypt.</i>
29	<b>Maicon Santos</b>	<b>FW</b>	6-1	186	04/18/1984	Paracambi, Brazil	10	8	1	1	10	8	1	1	<i>Signed with Chivas USA in August after playing in Tunisia, Libya and Israel. Professional debut came in 2004 with Rio's Madureira Esporte Clube.</i>
45	<b>Yamith Cuesta</b>	<b>DF</b>	6-3	177	04/17/1989	Turbo, Antioquia, Colombia	9	9	0	1	9	9	0	1	<i>Acquired on loan from Colombia's Expreso Rojo in August. Made his debut in Colombia's top flight in 2007 with Santa Fe. U-20 international.</i>
55	<b>Marcelo Saragosa</b>	<b>MF</b>	6-0	175	01/22/1982	Campo Grande, Brazil	17	15	0	1	102	87	2	6	<i>Joined Chivas USA in a trade with FC Dallas on Aug. 7. Played for the LA Galaxy from 2004-06 before moving to FCD. A product of Sao Paulo FC.</i>
77	<b>Chukwudi Chijindu</b>	<b>FW</b>	5-9	188	02/20/1986	Upland, CA	11	4	1	1	11	4	1	1	<i>Signed to a professional contract in April. Played four seasons at the Univ. of Connecticut. Trialist with Chivas during the 2008 preseason.</i>
99	<b>Eduardo Lillingston</b>	<b>FW</b>	6-1	180	12/23/1977	Guadalajara, Jalisco, Mexico	25	15	8	2	25	15	8	2	<i>Signed by Chivas in March after 12 seasons in the Mexican Primera Division. Also played for Toluca, Santos, Atlas and Tecos in his homeland.</i>

HEAD COACH : Preki

06/24/1963

W40 L29 T21

2009 CHIVAS USA STATISTICS (13-11-6, 45 pts.)

UNF	POS	PLAYER	GP	GS	MIN	G	A	SHT	SOG	FC	FS	OFF	CK	C	E
99	F	Eduardo Lillingston	25	15	1263	8	2	38	18	37	16	28	0	6	0
16	M	Sacha Kljestan	25	24	2041	5	3	48	23	33	34	2	44	7	0
11	F	Maykel Galindo	23	15	1476	4	2	25	16	22	29	24	1	3	1
5	M	Paulo Nagamura	27	25	2263	4	2	24	11	31	26	1	0	7	1
17	F	Justin Braun	15	14	1211	3	2	38	16	20	17	11	0	1	0
20	M-F*	Atiba Harris	14	13	1075	2	2	18	9	39	16	7	0	4	1
23	M	Bojan Stepanovic	16	7	756	1	2	9	4	13	6	0	3	3	0
77	F	Chukwudi Chijindu	11	4	420	1	1	8	3	10	3	2	0	1	0
29	F	Maicon Santos	10	8	670	1	1	23	10	5	9	8	0	3	0
27	M	Michael Lahoud	16	9	872	1	1	9	3	17	10	4	0	1	0
7	F	*Alecko Eskandarian	7	2	249	1	0	3	1	9	2	3	0	1	0
10	M	Jesus Padilla	11	10	712	1	0	10	2	9	10	1	2	0	0
24	M	Gerson Mayen	12	5	428	0	4	2	1	5	1	0	7	0	0
13	D	Jonathan Bornstein	26	26	2340	0	1	6	2	15	23	1	0	1	0
45	D	Yamith Cuesta	9	9	786	0	1	3	1	15	3	1	0	5	0
6	D	Ante Jazic	13	13	1090	0	1	2	0	11	5	0	0	2	0
15	M	Jesse Marsch	23	21	1853	0	1	11	6	27	28	0	0	4	1
55	M-D	Marcelo Saragosa (TOT)	17	15	1272	0	1	5	2	33	19	0	0	5	2
55	M-D	Marcelo Saragosa (CHV)	8	7	656	0	0	3	1	20	6	0	0	2	1
12	D	Carey Talley	27	27	2401	0	1	8	2	21	20	0	60	5	1
8	D	Mariano Trujillo	21	18	1587	0	1	3	0	24	9	0	12	6	0
18	M	Sasha Victorine	10	4	470	0	1	7	3	5	5	1	0	0	0
14	D	*Bobby Burling	3	1	151	0	0	2	0	1	0	0	0	0	0
14	GK	Jon Conway (TOT)	9	9	810	0	0	0	0	1	0	0	0	0	0
14	GK	Jon Conway (CHV)	0	0	0	0	0	0	0	0	0	0	0	0	0
3	D	Jim Curtin	3	2	164	0	0	0	0	2	0	0	0	0	0
19	D-M	Jorge Flores	7	3	331	0	0	1	1	4	5	0	0	0	0
7	D-M	Kevin Harmse (TOT)	12	8	805	0	0	8	4	9	7	0	0	2	0
7	D-M	Kevin Harmse (CHV)	0	0	0	0	0	0	0	0	0	0	0	0	0
21	GK	Lance Parker	4	3	315	0	0	0	0	0	0	0	0	0	0
2	D	Claudio Suarez	5	1	111	0	0	1	0	1	2	0	0	0	0
4	D	Shavar Thomas	17	17	1459	0	0	7	2	16	1	0	0	1	1
22	GK	Zach Thornton	27	27	2385	0	0	0	0	0	4	0	0	0	0
1	GK	Dan Kennedy	0	0	0	0	0	0	0	0	0	0	0	0	0
		Own-goals received				2									
		Team totals	30	30	2700	34	29	309	135	412	316	94	129	63	7
		Opponent totals	30	30	2700	31	26	330	130	316	412	76	129	49	9

GAME-WINNING GOALS: Eduardo Lillingston 3, Paulo Nagamura 2, Justin Braun 2, Sacha Kljestan 1

Atiba Harris 1, Maykel Galindo 1, Maicon Santos 1

GAME-WINNING ASSISTS: Mariano Trujillo 1, Carey Talley 1, Bojan Stepanovic 1, Paulo Nagamura 1

Gerson Mayen 1, Jesse Marsch 1, Sacha Kljestan 1, Maykel Galindo 1

Yamith Cuesta 1, Chukwudi Chijindu 1, Justin Braun 1, Jonathan Bornstein 1

PENALTY KICK GOALS/ATTEMPTS: Sacha Kljestan 1-2, Eduardo Lillingston 1-1, Maykel Galindo 1-1

CHIVAS USA INDIVIDUAL GOALKEEPING

UNF	POS	GOALKEEPER	GP	GS	MIN	SHTS	SV	GA	GAA	PG	PA	W	L	T	SO
22	GK	Zach Thornton	27	27	2385	111	83	23	0.87	2	2	12	9	6	12
14	GK	Jon Conway (TOT)	9	9	810	51	33	16	1.78	4	4	1	7	1	1
21	GK	Lance Parker	4	3	315	19	11	8	2.29	1	1	1	2	0	1
		Team totals	30	30	2700	130	94	31	1.03	3	3	13	11	6	13
		Opponent totals	30	30	2700	135	96	34	1.13	3	4	11	13	6	10

\* = Played with other teams in 2009. Only Chivas USA statistics listed here.

CHIVAS USA - GAME-BY-GAME

#	Player	1	2	3	4	5	6	7	8	9	10	11	12	13	14	15	16	17	18	19	20	21	22	23	24	25	26	27	28	29	30				
		COL	DAL	CLB	LA	SEA	TOR	DAL	ST	RSL	DC	KC	CHI	SEA	HOU	CLB	LA	NE	COL	NY	TOR	RSL	LA	NE	SEA	NY	DC	KC	ST	CHI	HOU				
		2-1	2-1	2-1	0-0	2-0	0-1	2-0	1-0	1-0	2-2	1-1	2-3	1-0	0-1	1-2	0-1	0-2	0-4	2-0	2-0	0-4	0-1	2-0	0-0	1-1	2-0	2-0	2-2	0-1	2-3				
1	Dan Kennedy																																		
2	Claudio Suarez																																		
3	Jim Curtin			90D											20	17																			
4	Shavar Thomas		90D	90D	90D	90D	90D	90D	90D	90D	90D	84D	90D	70D	90D	90D									45D								90D		
5	Paulo Nagamura		90M	90M	90M	45M						90M	90M	90M	90M	90M									70D	60D	90D	90D	90D	90D			90M		
6	Ante Jazic																																65D		
7	Kevin Harmse																																		
8	Alecko Eskandarian					45	70F	60F	26																										
9	Mariano Trujillo					87D	90D	66D	90D	90D	90D	90D	90D	90D	90D	90D																			
10	Ante Razov																																		
11	Jesus Padilla																																		
12	Maykel Gallindo		45																																
13	Carey Talley		90D	90D	90D	90D	90D	90D	90D	90D	90D	90D	90D	90D	90D	90D																			
14	Jonathan Bornstein		90D	90D	90D	90D	90D	90D	90D	90D	90D	90D	90D	90D	90D	90D																			
15	Jon Conway																																		
16	Bobby Burling																																		
17	Jesse Marsch		90M	90M	90M	90M	90M	90M	90M	90M	90M	90M	90M	90M	90M	90M																			
18	Sacha Kljestan		90M	83M	90M	90M	90M	90M	90M	90M	90M	90M	90M	90M	90M	90M																			
19	Justin Braun		90F	90F																															
20	Sasha Victorine																																		
21	Jorge Flores			9	7																														
22	Atiba Harris		54M	90M	90F	90F	76M																												
23	Lance Parker																																		
24	Zach Thornton		90G	90G	90G	90G	90G	90G	90G	90G	90G	90G	90G	90G	90G	90G																			
25	Bojan Stepanovic		21	22	45	90M	90M																												
26	Gerson Mayen		81M	68M	45M	14	24																												
27	Michael Vaughn																																		
28	Cesar Zamora																																		
29	Maicon Santos																																		
30	Yamilh Cuesta																																		
31	Marcelo Saragosa																																		
32	Chukwudi Chijindu																																		
33	Eduardo Lillingsston		45F	69F	75F	45F	56F	45F																											
34	"00"																																		
35	F/M/D/G																																		

Played for other teams:

Kevin Harmse played 805 minutes for TOR  
 Marcelo Saragosa played 616 minutes for DAL



CHIVAS USA – GAME-BY-GAME LOG

Game #1	03/21/2009	CHV 2 vs COL 1	W	Nagamura 1 (unassisted) 55; Nagamura 2 (unassisted) 59
Game #2	03/29/2009	CHV 2 at DAL 0	W	Lillingston 1 (Mayen 1) 56; Stepanovic 1 (unassisted) 75
Game #3	04/05/2009	CHV 2 vs CLB 1	W	Harris 1 (Mayen 2) 25; Lillingston 2 (unassisted) 50
Game #4	04/11/2009	CHV 0 at LA 0	T	own goal (Riley) 32; Chijindu 1 (Stepanovic 1, Mayen 3) 84
Game #5	04/18/2009	CHV 2 vs SEA 0	W	Harris 2 (Trujillo 1, Nagamura 1) 68; Eskandarlian 1 (Mayen 4) 91+
Game #6	04/22/2009	CHV 0 at TOR 1	L	Braun 1 (Bornstein 1) 53
Game #7	04/25/2009	CHV 2 vs DAL 0	W	Nagamura 3 (Kljestan 1) 54
Game #8	05/02/2009	CHV 1 at SJ 0	W	Galindo 1 (Harris 1, Lillingston 1) 25; Lillingston 3 (Harris 2) 43
Game #9	05/09/2009	CHV 1 vs RSL 0	T	Lillingston 4 (Victorine 1) 64
Game #10	05/16/2009	CHV 2 vs DC 2	T	Nagamura 4 (unassisted) 16; Galindo 2 (penalty kick) 37
Game #11	05/23/2009	CHV 1 at KC 1	T	Lillingston 5 (unassisted) 38
Game #12	05/28/2009	CHV 2 vs CHI 3	L	Lillingston 6 (unassisted) 39
Game #13	06/06/2009	CHV 1 vs SEA 0	W	Galindo 3 (Chijindu 1, Stepanovic 2) 14; Lillingston 7 (Lahoud 1, Kljestan 2) 92+
Game #14	06/10/2009	CHV 0 at HOU 1	L	Kljestan 1 (Galindo 1, Marsch 1) 32; Kljestan 2 (Santos 1) 51
Game #15	06/14/2009	CHV 1 at CLB 2	L	
Game #16	07/11/2009	CHV 0 vs LA 1	L	
Game #17	07/19/2009	CHV 0 at NE 2	L	
Game #18	08/08/2009	CHV 0 at COL 4	L	
Game #19	08/15/2009	CHV 2 at NY 0	W	Galindo 3 (Chijindu 1, Stepanovic 2) 14; Lillingston 7 (Lahoud 1, Kljestan 2) 92+
Game #20	08/22/2009	CHV 2 vs TOR 0	W	Kljestan 1 (Galindo 1, Marsch 1) 32; Kljestan 2 (Santos 1) 51
Game #21	08/26/2009	CHV 0 at RSL 4	L	
Game #22	08/29/2009	CHV 0 at LA 1	L	
Game #23	09/13/2009	CHV 2 vs NE 0	W	Santos 1 (Braun 1, Talley 1) 10; Kljestan 3 (penalty kick) 94+
Game #24	09/19/2009	CHV 0 at SEA 0	T	
Game #25	09/26/2009	CHV 1 vs NY 1	T	Kljestan 4 (Galindo 2) 64
Game #26	10/03/2009	CHV 2 at DC 0	W	own goal (Kocic) 32; Padilla 1 (unassisted) 53
Game #27	10/10/2009	CHV 2 vs KC 0	W	Braun 2 (Cuesta 1) 72; Kljestan 5 (Lillingston 2) 74
Game #28	10/17/2009	CHV 2 vs SJ 2	T	Galindo 4 (Kljestan 3) 7; Braun 3 (Jazic 1) 66
Game #29	10/22/2009	CHV 0 at CHI 1	L	
Game #30	10/25/2009	CHV 2 vs HOU 3	L	Lahoud 1 (Nagamura 2, Braun 2) 59; Lillingston 8 (penalty kick) 88





WCSE: GALAXY v CHIVAS

CHIVAS USA - CUP COMPETITIONS - GAME-BY-GAME

#	Player	SUPERLIGA			U.S. OPEN CUP		
		GrpA	GrpA	GrpA	3R	CHS	CHS
1	Dan Kennedy	90		37		90	
2	Claudio Suarez		s68	s53			
3	Jim Curtin		90	90			
4	Shavar Thomas		90	90			
5	Paulo Nagamura	90	45	90			
6	Ante Jazic	90	90	90			
7	Alecko Eskandarian	s7	90	90			
8	Mariano Trujillo	83	22				
9	Ante Razov						
11	Maykel Galindo	90	s45	45		s32	
12	Carey Talley	90	90	61		90	
13	Jonathan Bornstein						
14	Bobby Burling					s20	
15	Jesse Marsch	45	s45	45		90	
16	Sacha Kijestan						
17	Justin Braun						
18	Sasha Victorine	45	90	s45		90	
19	Jorge Flores	s45	45	90		90	
20	Atiba Harris			s45		84	
21	Lance Parker			s45		90	
22	Zach Thornton	90	90	45		90	
23	Bojan Stepanovic	90	90	90		90	
24	Gerson Mayen						
25	Lawson Vaughn						
27	Michael Lahoud	s45	45			s6	
28	Cesar Zamora			s29		70	
77	Chukwudi Chijindu		s45	90		58	
99	Eduardo Illingston	90		90			
SUPERLIGA							
GrpA	06/20/2009	CHV 1 vs TIGRES 2	L	Lahoud 1 (Stepanovic 1)	55		
GrpA	06/23/2009	CHV 0 at CHI 1	L				
GrpA	06/27/2009	CHV 1 vs SNIUTIS 1	T	Harris 1 (Stepanovic 2)	88		
U.S. OPEN CUP							
3R	06/30/2009	CHV 1 at CHASTN 3	L	Marsch (Victorine) 28			



WCSF: GALAXY v CHIVAS

ALL-TIME CHIVAS USA POSTSEASON STATISTICS (1-3-2, 5 PTS.)

PLAYER	GP	GS	MIN	G	A
Sacha Kljestan	6	5	472	1	1
Justin Braun	2	1	120	1	0
Juan Francisco Palencia	2	2	139	1	0
Ante Razov	3	3	259	1	0
Francisco Mendoza	6	6	531	0	1
Jonathan Bornstein	6	6	540	0	0
Bobby Burling	1	0	22	0	0
John Cunliffe	2	0	49	0	0
Jim Curtin	1	1	45	0	0
Alecko Eskandarian	1	0	45	0	0
Dejair	1	0	11	0	0
Maykel Galindo	1	1	90	0	0
Juan Pablo Garcia	2	2	158	0	0
Brad Guzan	4	4	360	0	0
Anthony Hamilton	1	0	9	0	0
Atiba Harris	1	1	86	0	0
Jason Hernandez	3	3	270	0	0
Jesse Marsch	6	6	540	0	0
Laurent Merlin	1	1	70	0	0
Jesus Morales	1	0	9	0	0
Paulo Nagamura	4	4	360	0	0
Ramon Nunez	2	1	94	0	0
Roberto Nurse	1	0	4	0	0
Tim Regan	2	2	180	0	0
Claudio Suarez	4	4	360	0	0
Carey Talley	2	2	124	0	0
Shavar Thomas	4	4	360	0	0
Zach Thornton	2	2	180	0	0
Lawson Vaughn	3	3	270	0	0
Alex Zotinca	3	2	151	0	0
Team totals	6	6	540	4	2
Opponent totals	6	6	540	7	9

INDIVIDUAL GOALKEEPING

GOALKEEPER	GP	GS	SV	GA	GAA	SO
Brad Guzan	4	4	16	4	1.00	1
Zach Thornton	2	2	11	3	1.50	0
Team totals	6	6	27	7	1.17	1
Opponent totals	6	6	17	4	0.67	4

### 2008 SEASON RECORDS

	GP	W-L-T	PTS	GF	GA
Dynamo	30	13-8-9	48	39	29
at home	15	8-1-6	31	23	13
Sounders FC	30	12-7-11	47	38	29
at home	15	7-2-6	27	21	10

### LEAGUE ALL-TIME HEAD-TO-HEAD

**ALL-TIME (2 meetings):**  
**Dynamo 0 wins, 2 goals ...**  
**Sounders FC 1 win, 3 goals ... Ties 1**

### 2009 (MLS):

7/11: SEA 2, HOU 1 (Montero 32; Ianni 46 - Davis 12)  
 8/23: HOU 1, SEA 1 (Cameron 36 - Jaqua 70)

### MLS CUP PLAYOFFS HISTORY

first meeting

### WHERE THE GOALS COME FROM

DYNAMO		SOUNDERS FC	
F	A	F	A
39	29	38	29
69	93	71	93
GOALS SCORED			
MINUTES PER GOAL			

### HOW SCORED

DYNAMO	SOUNDERS FC
18	22
11	12
10	4
0	0
19	14
5	10
5	5
0	0
RIGHT FOOT	
LEFT FOOT	
HEADERS	
OTHER	

### TYPE OF PLAY

DYNAMO	SOUNDERS FC
16	25
10	5
6	7
0	1
2	0
2	0
3	0
0	0
15	18
4	4
6	0
0	2
2	1
0	0
2	0
0	1
0	3
OPEN PLAY	
CROSS	
CORNER	
REBOUND	
PENALTIES	
DIRECT FROM FREE KICK	
FREE KICK (INDIRECT)	
OWN GOALS	

### DISTANCE

DYNAMO	SOUNDERS FC
16	14
16	21
7	3
INSIDE GOAL AREA	
INSIDE PENALTY AREA	
OUTSIDE PENALTY AREA	

### MLS CUP PLAYOFFS GAME GUIDE



### ROSTERS

**HOUSTON DYNAMO**  
**GOALKEEPERS**  
 1 Tally Hall  
 18 Pat Onstad  
 30 Tyler Deric  
**DEFENDERS**  
 2 Eddie Robinson  
 4 Ryan Cochrane  
 16 Craig Waibel  
 17 Mike Chabala  
 24 Wade Barrett  
 31 Andrew Hainault  
 32 Bobby Boswell  
**MIDFIELDERS**  
 5 Danny Cruz  
 6 Erik Ustruck  
 11 Brad Davis  
 13 Ricardo Clark  
 19 John Michael Hayden  
 20 Geoff Cameron  
 22 Stuart Holden  
 26 Corey Ashe  
**FORWARDS**  
 7 Luis Angel Landin  
 9 Brian Mullan  
 10 Abe Thompson  
 15 Cam Weaver  
 23 Dominic Oduro  
 25 Brian Ching

**SEATTLE SOUNDERS**  
**GOALKEEPERS**  
 18 Kasey Keller  
**DEFENDERS**  
 28 Terry Boss  
 4 Patrick Ianni  
 5 Tyson Wahl  
 7 James Riley  
 12 Nathan Sturgis  
 14 Tyrone Marshall  
 16 Evan Brown  
 19 Leo Gonzalez  
 20 Zach Scott  
 26 Taylor Graham  
 34 Jhon Kennedy Hurtado  
**MIDFIELDERS**  
 3 Brad Evans  
 6 Osvaldo Alonso  
 8 Peter Vagenas  
 10 Freddie Ljungberg  
 15 Stephen King  
 23 Sanna Nyassi  
 27 Lamar Neagle  
**FORWARDS**  
 9 Sebastien Le Toux  
 11 Steve Zakuani  
 17 Fredy Montero  
 21 Nate Jaqua  
 24 Roger Levesque

### SERIES SCHEDULE

Thurs. Oct. 29, Qwest Field  
 Seattle, Wash.  
 7 p.m. PT (ESPN2/Deportes)

Sun. Nov. 8, Robertson Stadium  
 Houston, Texas  
 2 p.m. CT (TeleFutura)

available rosters

### RECORD AT HALFTIME

(W-L-T)	LEAD	TIED	TRAIL
HOU	12-0-2	1-4-5	0-4-2
SEA	10-1-1	1-2-8	1-4-2

### RECORD WITH FIRST GOAL

SCORE	ALLOW
13-1-4	0-7-2
10-1-3	2-6-5

### TEAM LEADERS

**DYNAMO**  
 G: 8 Ching  
 A: 12 Davis  
 SHT: 46 Davis  
 SOG: 21 Davis/Kamara  
 FC: 43 Kamara  
 FS: 51 Davis  
 OF: 21 Ching  
 C: 7 Boswell  
 E: 2 Ching/Davis  
**SOUNDERS FC**  
 G: 12 Montero  
 A: 9 Ljungberg  
 SHT: 86 Montero  
 SOG: 32 Montero  
 FC: 47 Jaqua/Montero  
 FS: 67 Ljungberg  
 OF: 33 Montero  
 C: 8 Hurtado  
 E: 2 Marshall/Riley

### GOALSCORING RECORD

GOALS SCORED IN GAME						
GP	0	1	2	3	4+	TOT AVG
HOU	30	8	13	2	6	1 39 1.30
SEA	30	9	8	9	4	0 38 1.27

### GOALS ALLOWED IN GAME

GP	0	1	2	3	4+	TOT AVG
HOU	30	10	13	5	2	0 29 0.97
SEA	30	10	14	4	1	1 29 0.97

### GOALS BY INTERVALS

GOALS SCORED						
Total	1-15	16-30	31-45	46-60	61-75	76-90
HOU	39	7	10	9	5	3 5
SEA	38	4	8	8	7	7 4
GOALS ALLOWED						
Total	1-15	16-30	31-45	46-60	61-75	76-90
HOU	29	0	5	5	9	4 6
SEA	29	4	2	7	6	4 6

### TEAM COMPARISONS (averages per game)

	DYNAMO		SOUNDERS FC	
	FOR	AGAINST	FOR	AGAINST
GOALS SCORED	1.30	0.97	1.27	0.97
TOTAL SHOTS	10.03	9.13	10.73	10.23
SHOTS ON GOAL	4.57	4.03	4.20	3.80
SHOOTING ACCURACY	46%	44%	39%	39%
SCORING PERCENTAGE	13.0%	10.6%	11.8%	9.4%
FOULS	11.80	12.47	11.77	13.40
CORNER KICKS	4.80	4.03	5.57	4.70
OFFSIDE	3.00	2.23	3.03	1.90

### GAME-BY-GAME: WON/LOST/TIED

Dynamo	TLTWTW	WWTWWW	WWWTL	WLTW	LWTTLL	LWTTW
Sounders FC	WWWLL	WTTTTL	TLWTT	WWTLL	WLTTW	TLWWW



## WCSF: DYNAMO v SOUNDERS FC

### HOUSTON DYNAMO PLAYOFF HISTORY

vs. Team	No. of Series		GP	W-L-T	OT	ShO	GF	GA	Last		Series Result
	Series	W-L							Mtg.	Round	
Colorado	1	1-0	1	1-0-0	0-0-0	0-0	3	1	2006	Semifinals	Won 1 games to 0
FC Dallas	1	1-0	2	1-1-0	1-0-0	0-0	4	2	2007	Quarterfinals	Won Series Tie-Breaker
Kansas City	1	1-0	1	1-0-0	0-0-0	0-0	2	0	2007	Semifinals	Won 1 games to 0
New England	2	2-0	2	2-0-0	1-0-0	1-0	3	2	2007	MLS Cup '07	Won MLS Cup '07
MetroStars-N.Y.	1	0-1	2	0-1-1	0-0-0	0-0	1	4	2008	Quarterfinals	Lost 1 games to 0
Chivas USA	1	1-0	2	1-1-0	0-0-0	0-0	3	2	2006	Quarterfinals	Won Series Tie-Breaker
<b>TOTALS</b>	<b>7</b>	<b>6-1</b>	<b>10</b>	<b>6-3-1</b>	<b>2-0-0</b>	<b>1-0</b>	<b>16</b>	<b>11</b>			

### HOUSTON DYNAMO – ALL-TIME POSTSEASON RESULTS

DATE	OPPONENT	RESULT	ATT.	W-L-T	RD.	GOALS:
10/22/2006	at Chivas USA	L 1-2	15,110	0-1-0	QTR	HOU: Ching (75); CHV: Razov (45) Palencia (68)
10/29/2006	Chivas USA	W 2-0	17,440	1-1-0	QTR	HOU: Davis (64) Ching (90)
11/05/2006	Colorado	W 3-1	23,107	2-1-0	SEM	HOU: Dalglish (10,21) Mullan (71); COL: Kirovski (4)
11/12/2006	at New England	W 1-1 (OT)	22,427	3-1-0	FIN	HOU: Ching (114); NE: Twellman (113)
10/27/2007	at FC Dallas	L 0-1	12,537	0-1-0	QTR	DAL: Goodson (23)
11/02/2007	FC Dallas	W 4-1 (OT)	30,088	1-1-0	QTR	HOU: Holden (66) Ching (72,97) Davis (100); DAL: Ruiz (14)
11/10/2007	Kansas City	W 2-0	30,972	2-1-0	SEM	HOU: Jaqua (35) De Rosario (81)
11/18/2007	at New England	W 2-1	39,859	3-1-0	FIN	HOU: Ngwenya (61) De Rosario (74); NE: Twellman (20)
DATE	OPPONENT	RESULT	ATT.	W-L-T	RD.	NOTES:
11/01/2008	at New York	T 1-1	11,578	0-0-1	QTR	HOU: Kamara (85); NY: Angel (48)
11/09/2008	New York	L 0-3	30,053	0-1-1	QTR	NY: Richards (25) Angel (36) Wolyniec (81)

### SEATTLE SOUNDERS FC PLAYOFF HISTORY

FIRST MLS CUP PLAYOFFS APPEARANCE



WCSF: DYNAMO v SOUNDERS FC

HOUSTON DYNAMO v SEATTLE SOUNDERS FC PLAYOFF HISTORY

FIRST MEETING

DYNAMO v SOUNDERS FC – 2009 LEAGUE BOXSCORES

**SEATTLE SOUNDERS FC 2, HOUSTON DYNAMO 1**

DATE: July 11, 2009 -- Qwest Field

Scoring Summary:

HOU--Davis 3 (Mullan 3, Oduro 2) 12  
SEA--Montero 9 (Jaqua 6) 31  
SEA--Ianni 1 (Hurtado 1, Ljungberg 5) 46

Seattle Sounders FC come back for a 2-1 win against the Houston Dynamo in their first-ever meeting, July 11 at Qwest Field. The Dynamo opened the scoring just 12 minutes into the match. Keeping the ball alive on the right flank, Dominic Oduro slipped it into the area, where it reached Brian Mullan. Mullan then held off a defender before laying it back for Brad Davis, who stroked home a left-footer. Sounders FC pulled level in the 32nd minute. An early cross from Nate Jaqua on the right flank found Fredy Montero in the area, and after he brought the ball down with his chest, he looped it over goalkeeper Pat Onstad. Dynamo defender Mike Chabala appeared to have cleared the ball off the line, but linesman Emiliano Monje indicated to referee Mark Geiger the ball crossed the line and the goal was given. Seattle then second the winner seconds into the second half. A corner kick was put in from the right by Freddie Ljungberg and nodded toward goal by Jhon Kennedy Hurtado. Patrick Ianni alertly saw it bounce and threw himself backwards, hooking a bicycle kick past Kasey Keller and inside the far post for his second career MLS goal and the game-winner.

SOUNDERS FC (4-1-3-2): Kasey Keller – James Riley, Jhon Kennedy Hurtado, Patrick Ianni, Tyson Wahl – Peter Vagenas – Freddie Ljungberg (Roger Levesque 90), Stephen King, Steve Zakuani (Sebastien Le Toux 56) – Nate Jaqua, Fredy Montero. Substitutes Not Used: Osvaldo Alonso, Terry Boss, Lamar Neagle, Sanna Nyassi, Nathan Sturgis

TOTAL SHOTS: 9 (Montero 3); SHOTS ON GOAL: 6 (Montero 3); FOULS: 14 (Vagenas 4); OFFSIDE: 3; CORNER KICKS: 5; SAVES: Keller 2; CAUTIONS: Hurtado 43, Vagenas 64, Wahl 66; EJECTIONS: None.

DYNAMO (4-3-1-2): Pat Onstad – Richard Mulrooney, Julius James, Craig Waibel, Mike Chabala (Erik Ustruck 60) – Brian Mullan (Danny Cruz 54), Ricardo Clark, Corey Ashe – Brad Davis – Dominic Oduro (Ade Akinbiyi 62), Kei Kamara. Substitutes Not Used: Wade Barrett, Tally Hall, John Michael Hayden, Cam Weaver

TOTAL SHOTS: 10 (Davis 6); SHOTS ON GOAL: 3 (Davis 2); FOULS: 11 (Kamara 5); OFFSIDE: 1; CORNER KICKS: 5; SAVES: Onstad 4; CAUTIONS: Waibel 71, Kamara 90; EJECTIONS: None.

Referee: Mark Geiger  
Referee's Assistants: Corey Rockwell, Emiliano Monje  
4th Official: Landis Wiley.  
Attendance: 32,404.  
Temperature: 80 and Sunny.

**HOUSTON DYNAMO 1, SEATTLE SOUNDERS FC 1**

DATE: August 23, 2009 -- Robertson Stadium

Scoring Summary:

HOU--Cameron 1 (Davis 8) 36  
SEA--Jaqua 7 (Zakuani 4, Riley 3) 70

Seattle Sounders FC continued their success against the Houston Dynamo this season, coming back for a 1-1 draw on Aug. 23 at Robertson Stadium. The home side took the lead after 36 minutes. Brad Davis sent in a free kick from well out on the right and Geoff Cameron rose up to send a skimmed header past Kasey Keller for his first goal on the campaign. Just minutes after Steve Zakuani contrived to miss an open goal from all of three yards out, the rookie redeemed himself. James Riley carried down the right flank and sent a cross to the far post. Zakuani headed it back across goal and Nate Jaqua adjusted his body to force home the volley for the 70th-minute leveler, his seventh goal on the season and first in seven games.

DYNAMO (4-3-1-2): Pat Onstad – Ryan Cochrane (Craig Waibel 75), Geoff Cameron, Bobby Boswell, Wade Barrett – Brian Mullan, Ricardo Clark, Brad Davis (Corey Ashe 72) – Stuart Holden – Brian Ching, Kei Kamara (Luis Angel Landin 75). Substitutes Not Used: Mike Chabala, Danny Cruz, Tally Hall, Dominic Oduro

TOTAL SHOTS: 5 (Davis 2); SHOTS ON GOAL: 3 (3 tied with 1); FOULS: 10 (Ching 3); OFFSIDE: 1; CORNER KICKS: 2; SAVES: Onstad 4; CAUTIONS: Boswell 19; EJECTIONS: None.

SOUNDERS FC (4-1-3-2): Kasey Keller – James Riley, Jhon Kennedy Hurtado (Patrick Ianni 81), Tyrone Marshall, Leo Gonzalez – Osvaldo Alonso – Freddie Ljungberg (Peter Vagenas 88), Brad Evans, Sebastien Le Toux – Nate Jaqua, Roger Levesque (Steve Zakuani 63). Substitutes Not Used: Terry Boss, Sanna Nyassi, Zach Scott, Nathan Sturgis

TOTAL SHOTS: 8 (Le Toux 3, Ljungberg 3); SHOTS ON GOAL: 5 (Le Toux 2, Ljungberg 2); FOULS: 14 (Marshall 3); OFFSIDE: 5; CORNER KICKS: 3; SAVES: Keller 2; CAUTIONS: Levesque 13; EJECTIONS: None.

Referee: Alex Prus  
Referee's Assistants: Claudio Badea, Adam Garner  
4th Official: Chris Penso.  
Attendance: 17,063.  
Temperature: 90 and Partly Cloudy.

2009 HOUSTON DYNAMO VS. SEATTLE SOUNDERS FC (0-1-1)

UNF	POS	PLAYER	GP	GS	MIN	G	A	SHT	SOG	FC	FS	OFF	CK	C	E	CP
11	MID	Brad Davis	2	2	162	1	1	8	3	1	5	0	3	0	0	0
20	DEF	Geoff Cameron	1	1	90	1	0	1	1	0	0	0	0	0	0	0
9	MID	Brian Mullan	2	2	144	0	1	0	0	1	4	0	0	0	0	0
23	FWD*	Dominic Oduro	1	1	62	0	1	2	0	2	0	1	0	0	0	0
14	FWD	Ade Akinbiyi	1	0	28	0	0	0	0	0	0	0	0	0	0	0
26	MID	Corey Ashe	2	1	108	0	0	0	0	1	2	0	0	0	0	0
24	DEF	Wade Barrett	1	1	90	0	0	0	0	0	1	0	1	0	0	0
32	DEF	Bobby Boswell	1	1	90	0	0	0	0	2	0	0	0	1	0	0
17	DEF	Mike Chabala	1	1	60	0	0	0	0	0	0	0	0	0	0	0
25	FWD	Brian Ching	1	1	90	0	0	0	0	3	4	0	0	0	0	0
13	MID	Ricardo Clark	2	2	180	0	0	1	0	1	3	0	0	0	0	0
4	DEF*	Ryan Cochrane	1	1	75	0	0	0	0	1	1	0	0	0	0	0
5	MID	Danny Cruz	1	0	36	0	0	1	1	1	1	0	0	0	0	0
22	MID	Stuart Holden	1	1	90	0	0	1	0	0	1	0	1	0	0	0
3	DEF*	Julius James	1	1	90	0	0	0	0	1	0	0	0	0	0	0
10	FWD*	Kei Kamara	2	2	165	0	0	1	1	5	3	1	0	1	0	0
7	FWD	Luis Angel Landin	1	0	15	0	0	0	0	0	1	0	0	0	0	0
8	DEF	Richard Mulrooney	1	1	90	0	0	0	0	0	0	0	2	0	0	0
18	GK	Pat Onstad	2	2	180	0	0	0	0	0	0	0	0	0	0	0
6	FWD	Erik Ustruck	1	0	30	0	0	0	0	0	0	0	0	0	0	0
16	DEF	Craig Waibel	2	1	105	0	0	0	0	2	2	0	0	1	0	0
-----																
Team totals			2	2	180	2	3	15	6	21	28	2	7	3	0	0
Opponent totals			2	2	180	3	5	17	11	28	21	8	8	4	0	0

GAME-WINNING GOALS: None  
 GAME-WINNING ASSISTS: None  
 PENALTY KICK GOALS/ATTEMPTS: None

UNF	POS	GOALKEEPER	GP	GS	MIN	SHTS	SV	GA	GAA	PG	PA	W	L	T	SO	O'TIME
18	GK	Pat Onstad	2	2	180	11	8	3	1.50	0	0	0	1	1	0	0-0-0
-----																
Team totals			2	2	180	11	8	3	1.50	0	0	0	1	1	0	0-0-0
Opponent totals			2	2	180	6	4	2	1.00	0	0	1	0	1	0	0-0-0

2009 SEATTLE SOUNDERS FC VS. HOUSTON DYNAMO (1-0-1)

UNF	POS	PLAYER	GP	GS	MIN	G	A	SHT	SOG	FC	FS	OFF	CK	C	E	CP
21	FWD	Nate Jaqua	2	2	180	1	1	3	1	1	3	5	0	0	0	0
4	DEF	Patrick Ianni	2	1	99	1	0	1	1	0	0	0	0	0	0	0
17	FWD	Fredy Montero	1	1	90	1	0	3	3	2	2	0	0	0	0	0
34	DEF	Jhon Kennedy Hurtado	2	2	171	0	1	0	0	2	1	0	0	1	0	0
10	MID	Freddie Ljungberg	2	2	177	0	1	3	2	5	6	1	8	0	0	0
7	DEF	James Riley	2	2	180	0	1	1	1	3	1	0	0	0	0	0
11	MID	Steve Zakuani	2	1	83	0	1	3	1	1	0	0	0	0	0	0
6	MID	Osvaldo Alonso	1	1	90	0	0	0	0	0	0	0	0	0	0	0
3	MID	Brad Evans	1	1	90	0	0	0	0	2	0	0	0	0	0	0
19	DEF	Leo Gonzalez	1	1	90	0	0	0	0	1	0	0	0	0	0	0
18	GK	Kasey Keller	2	2	180	0	0	0	0	0	1	0	0	0	0	0
15	MID	Stephen King	1	1	90	0	0	0	0	0	0	0	0	0	0	0
9	MID	Sebastien Le Toux	2	1	124	0	0	3	2	0	1	2	0	0	0	0
24	FWD	Roger Levesque	2	1	64	0	0	0	0	2	0	0	0	1	0	0
14	DEF	Tyrone Marshall	1	1	90	0	0	0	0	3	0	0	0	0	0	0
8	MID	Peter Vagenas	2	1	92	0	0	0	0	4	1	0	0	1	0	0
5	DEF	Tyson Wahl	1	1	90	0	0	0	0	2	1	0	0	1	0	0
-----																
Team totals			2	2	180	3	5	17	11	28	21	8	8	4	0	0
Opponent totals			2	2	180	2	3	15	6	21	28	2	7	3	0	0

GAME-WINNING GOALS: Patrick Ianni 1  
 GAME-WINNING ASSISTS: Freddie Ljungberg 1, Jhon Kennedy Hurtado 1  
 PENALTY KICK GOALS/ATTEMPTS: None

UNF	POS	GOALKEEPER	GP	GS	MIN	SHTS	SV	GA	GAA	PG	PA	W	L	T	SO	O'TIME
18	GK	Kasey Keller	2	2	180	6	4	2	1.00	0	0	1	0	1	0	0-0-0
-----																
Team totals			2	2	180	6	4	2	1.00	0	0	1	0	1	0	0-0-0
Opponent totals			2	2	180	11	8	3	1.50	0	0	0	1	1	0	0-0-0



HOUSTON DYNAMO 2009 SCHEDULE - REGULAR SEASON TOTALS

DAY	DATE	OPPONENT	RESULT	ATT.	W-L-T	POS.	PTS	NOTES:
Sat.	Mar. 21	Columbus	T 1-1	16,053	0-0-1	3	1	HOU: Ching (53); CLB: Barros Schelotto (81)
Sat.	Mar. 28	at San Jose	L 2-3	9,177	0-1-1	T5	1	HOU: Wondolowski (34) Davis (36); SJ: Johnson (30) Alvarez (33) Weaver (44)
Sat.	Apr. 4	at D.C. United	L 0-1	12,594	0-2-1	T6	1	DC: Emilio (47)
Sat.	Apr. 11	New York	T 0-0	19,494	0-2-2	T6	2	
Sun.	Apr. 19	Colorado	W 1-0	12,708	1-2-2	T5	5	HOU: Ching (20)
Sun.	May 3	at New England	W 2-0	9,112	2-2-2	0	8	HOU: Holden (22) Ching (58)
Sat.	May 9	FC Dallas	W 1-0	16,932	3-2-2	T3	11	HOU: Kamara (58)
Sat.	May 16	at New York	T 1-1	14,647	3-2-3	T3	12	HOU: Wondolowski (78); NY: Wolyniec (88)
Sat.	May 23	San Jose	W 3-1	12,619	4-2-3	3	15	HOU: Ching (4) Kamara (12) Waibel (50); SJ: Johnson (53)
Sat.	May 30	Toronto FC	W 3-0	16,037	5-2-3	2	18	HOU: Davis (20) Kamara (22) Holden (24)
Fri.	June 5	at Chicago	W 1-0	13,246	6-2-3	2	21	HOU: Holden (4)
Wed.	June 10	Chivas USA	W 1-0	14,516	7-2-3	2	24	HOU: Holden (45)
Sat.	June 13	at FC Dallas	W 3-1	8,580	8-2-3	T1	27	HOU: Weaver (12,63) Mulrooney (37); DAL: Moor (67)
Sat.	June 20	Real Salt Lake	T 1-1	17,151	8-2-4	1	28	HOU: Ching (89); RSL: Espindola (28)
Sun.	June 28	at Los Angeles	L 0-1	17,938	8-3-4	1	28	LA: Duniyant (24)
Sat.	July 4	at Kansas City	W 1-0	10,385	9-3-4	1	31	HOU: Kamara (18)
Sat.	July 11	at Seattle	L 1-2	32,404	9-4-4	1	31	HOU: Davis (12); SEA: Montero (31) Ianni (46)
Sat.	July 18	at Toronto FC	T 1-1	20,172	9-4-5	1	32	HOU: Boswell (75); TOR: De Rosario (37)
Sat.	July 25	New England	L 0-1	15,179	9-5-5	1	32	NE: Dube (76)
Sat.	Aug. 1	D.C. United	W 4-3	14,694	10-5-5	1	35	HOU: Davis (36) Ching (38,39) Holden (66); DC: Emilio (48,87) Fred (74)
Thu.	Aug. 6	at FC Dallas	L 0-1	7,442	10-6-5	0	35	DAL: Cunningham (20)
Sun.	Aug. 9	Chicago	W 3-2	18,809	11-6-5	1	38	HOU: Kamara (21) Clark (37) Holden (83); CHI: Rolfe (46) Lowry (48)
Sat.	Aug. 15	at Real Salt Lake	T 0-0	16,972	11-6-6	1	39	
Sun.	Aug. 23	Seattle	T 1-1	17,063	11-6-7	1	40	HOU: Cameron (36); SEA: Jaqua (70)
Sun.	Aug. 30	at Colorado	L 0-1	10,897	11-7-7	1	40	COL: Baudet (55)
Sun.	Sept. 13	at Columbus	L 1-2	14,306	11-8-7	1	40	HOU: Weaver (80); CLB: Hejduk (34) Gaven (90)
Sat.	Sept. 19	Real Salt Lake	W 3-2	18,133	12-8-7	1	43	HOU: Ching (2) Cameron (5) Davis (81); RSL: Beckerman (27) Movsisyan (60)
Sun.	Oct. 4	Kansas City	T 1-1	16,854	12-8-8	2	44	HOU: Landin (26); KC: Hercegfalvi (73)
Sun.	Oct. 18	Los Angeles	T 0-0	29,470	12-8-9	0	45	
Sun.	Oct. 25	at Chivas USA	W 3-2	14,523	13-8-9	0	48	HOU: Hainault (26) Oduro (29) Thompson (52); CHV: Lahoud (59) Lillingston (88)

SEATTLE SOUNDERS FC 2009 SCHEDULE - REGULAR SEASON TOTALS

DAY	DATE	OPPONENT	RESULT	ATT.	W-L-T	POS.	PTS	NOTES:
Thu.	Mar. 19	New York	W 3-0	32,523	1-0-0	1	3	SEA: Montero (11,75) Evans (25)
Sat.	Mar. 28	Real Salt Lake	W 2-0	28,548	2-0-0	1	6	SEA: Jaqua (17) Montero (77)
Sat.	Apr. 4	at Toronto FC	W 2-0	20,658	3-0-0	0	9	SEA: Ljungberg (15) Zakuani (45)
Sat.	Apr. 11	Kansas City	L 0-1	28,746	3-1-0	2	9	KC: Arnaud (80)
Sat.	Apr. 18	at Chivas USA	L 0-2	15,463	3-2-0	2	9	CHV: own goal (32) Chijindu (84)
Sat.	Apr. 25	San Jose	W 2-0	28,838	4-2-0	2	12	SEA: Zakuani (42) Evans (50)
Sat.	May 2	at Chicago	T 1-1	10,288	4-2-1	2	13	SEA: Marshall (74); CHI: Pappa (68)
Sun.	May 10	Los Angeles	T 1-1	29,025	4-2-2	0	14	SEA: Le Toux (22); LA: Gordon (35)
Sat.	May 16	at FC Dallas	T 1-1	8,247	4-2-3	2	15	SEA: Hurtado (18); DAL: Rocha (45)
Sat.	May 23	at Colorado	T 2-2	16,528	4-2-4	2	16	SEA: Montero (17) Jaqua (76); COL: Clark (25) Casey (47)
Sat.	May 30	Columbus	T 1-1	29,126	4-2-5	3	17	SEA: Jaqua (58); CLB: Moreno (12)
Sat.	June 6	at Chivas USA	L 0-1	13,117	4-3-5	T3	17	CHV: Lillingston (38)
Sat.	June 13	San Jose	W 2-1	28,999	5-3-5	3	20	SEA: Ljungberg (42) Montero (59); SJ: Huckerby (68)
Wed.	June 17	D.C. United	T 3-3	29,104	5-3-6	3	21	SEA: Alonso (38) Jaqua (45) Montero (57); DC: Pontius (34) Gomez (63) own goal (87)
Sat.	June 20	at New York	T 1-1	14,313	5-3-7	3	22	SEA: Montero (45); NY: Angel (40)
Sun.	June 28	Colorado	W 3-0	32,526	6-3-7	3	25	SEA: Montero (23) Jaqua (48,68)
Sat.	July 11	Houston	W 2-1	32,404	7-3-7	2	28	SEA: Montero (31) Ianni (46); HOU: Davis (12)
Sat.	July 25	Chicago	T 0-0	32,405	7-3-8	2	29	
Sun.	Aug. 2	at San Jose	L 0-4	9,919	7-4-8	0	29	SJ: own goal (2) Glen (54) Huckerby (78) Wondolowski (84)
Sat.	Aug. 8	at Real Salt Lake	L 0-1	14,193	7-5-8	4	29	RSL: Findley (62)
Sat.	Aug. 15	at Los Angeles	W 2-0	20,162	8-5-8	2	32	SEA: Zakuani (22) Montero (54)
Thu.	Aug. 20	New England	L 0-1	32,705	8-6-8	3	32	NE: Joseph (21)
Sun.	Aug. 23	at Houston	T 1-1	17,063	8-6-9	T3	33	SEA: Jaqua (70); HOU: Cameron (36)
Sat.	Aug. 29	Toronto FC	T 0-0	32,679	8-6-10	3	34	
Sat.	Sept. 12	at D.C. United	W 2-1	19,592	9-6-10	3	37	SEA: Zakuani (5) Montero (84); DC: Wallace (54)
Sat.	Sept. 19	Chivas USA	T 0-0	32,719	9-6-11	3	38	
Sat.	Sept. 26	at New England	L 1-2	15,961	9-7-11	T4	38	SEA: Montero (6); NE: Joseph (51,87)
Sat.	Oct. 3	at Columbus	W 1-0	14,372	10-7-11	T3	41	SEA: Levesque (36)
Sat.	Oct. 17	at Kansas City	W 3-2	10,135	11-7-11	T2	44	SEA: Marshall (27) Levesque (69) Jaqua (76); KC: Hercegfalvi (51) Wolff (53)
Sat.	Oct. 24	FC Dallas	W 2-1	33,108	12-7-11	2	47	SEA: Jaqua (61) Evans (84); DAL: Harris (14)



WCSF: DYNAMO v SOUNDERS FC

CURRENT SEATTLE SOUNDERS FC PLAYERS  
 CAREER STATISTICS VS. HOUSTON DYNAMO (1-0-1)

PLAYER	GP	GS	MIN	G	A	SHT
Nate Jaqua	5	5	450	1	1	9
Patrick Ianni	2	1	99	1	0	1
Fredy Montero	1	1	90	1	0	3
Jhon Kennedy Hurtado	2	2	171	0	1	0
Freddie Ljungberg	2	2	177	0	1	3
James Riley	8	8	654	0	1	1
Steve Zakuani	2	1	83	0	1	3
Osvaldo Alonso	1	1	90	0	0	0
Brad Evans	3	2	149	0	0	2
Leo Gonzalez	1	1	90	0	0	0
Kasey Keller	2	2	180	0	0	0
Stephen King	1	1	90	0	0	0
Sebastien Le Toux	2	1	124	0	0	3
Roger Levesque	2	1	64	0	0	0
Tyrone Marshall	8	7	673	0	0	2
Nathan Sturgis	5	5	450	0	0	3
Peter Vagenas	7	5	416	0	0	1
Tyson Wahl	4	3	252	0	0	0
Team totals	2	2	180	3	5	17
Opponent totals	2	2	180	2	3	15

GOALKEEPER	GP	MIN	SHTS	SV	GAA	PG
Kasey Keller	2	180	6	4	1.00	0
-----						
Team totals	2	180	6	4	1.00	0
Opponent totals	2	180	11	8	1.50	0

CAREER POSTSEASON STATISTICS FOR CURRENT HOUSTON DYNAMO PLAYERS

UNF	POS	PLAYER	GP	GS	MIN	G	A	SHT	SOG	PKG	PKA	SKG	SKA	FC	FS	OFF	CK	C	E	
26	F-M	Corey Ashe	1	0	45	0	0	1	0	0	0	0	0	0	0	0	0	0	0	
24	D	Wade Barrett	20	20	1795	0	4	5	2	0	0	0	0	11	13	0	0	3	0	
32	D	Bobby Boswell	7	6	594	0	0	1	0	0	0	0	0	7	6	0	0	0	0	
20	M	Geoff Cameron	1	0	7	0	0	0	0	0	0	0	0	0	0	0	0	0	0	
25	F	Brian Ching	15	13	1216	6	1	36	21	0	0	1	1	25	32	16	1	0	0	
13	M	Ricardo Clark	11	11	990	1	1	19	8	0	0	0	0	27	26	1	0	6	0	
4	D	Ryan Cochrane	9	7	718	0	1	2	1	0	0	0	0	10	2	0	0	2	0	
11	M	Brad Davis	10	9	874	2	3	17	6	1	1	0	1	12	20	3	39	1	0	
22	M	Stuart Holden	8	1	212	1	1	6	3	0	0	1	1	4	8	1	4	0	0	
9	F	Brian Mullan	26	19	1864	2	7	18	9	0	0	0	0	33	43	5	1	5	0	
8	M	Richard Mulrooney	19	19	1813	1	7	20	8	0	0	1	1	15	43	1	64	3	0	
23	F	Dominic Oduro	2	0	65	0	0	1	0	0	0	0	0	2	1	0	0	1	0	
2	D	Eddie Robinson	18	17	1624	0	1	14	2	0	0	0	0	34	26	1	0	5	0	
10	F	Abe Thompson	5	4	255	1	0	2	2	0	0	0	0	6	2	1	0	0	0	
16	M	Craig Waibel	19	15	1327	1	4	10	3	0	0	0	0	26	8	0	0	4	0	
UNF	POS	GOALKEEPER	GP	GS	MIN	SHTS	SV	GA	GAA	PKG	PKA	SKG	SKA	W	L	T	SO			
18	GK	Pat Onstad	18	18	1713	26	49	26	1.37	2	3	3	5	9	6	3	3			

CAREER POSTSEASON STATISTICS FOR CURRENT SEATTLE SOUNDERS FC PLAYERS

UNF	POS	PLAYER	GP	GS	MIN	G	A	SHT	SOG	PKG	PKA	SKG	SKA	FC	FS	OFF	CK	C	E
3	F	Brad Evans	4	4	360	1	0	5	2	0	0	0	0	3	2	0	0	1	0
26	D	Taylor Graham	4	0	34	0	0	0	0	0	0	0	0	1	0	0	0	0	0
21	F	Nate Jaqua	14	8	754	2	1	19	9	0	0	0	0	18	15	3	0	3	0
15	M	Stephen King	1	0	5	0	0	0	0	0	0	0	0	1	0	0	0	0	0
14	F	Tyrone Marshall	21	16	1637	1	2	6	3	0	0	0	1	31	24	1	0	4	0
7	D-F	James Riley	7	3	325	0	0	1	0	0	0	0	0	5	2	0	0	1	0
8	M	Peter Vagenas	19	17	1677	2	2	7	2	0	0	0	0	26	29	2	0	1	0
5	D	Tyson Wahl	2	2	158	0	0	0	0	0	0	0	0	4	0	0	0	1	0

## HOUSTON DYNAMO INDIVIDUAL HIGH GAMES (2009)

<b>Goals</b>				
2	Cam Weaver	06/13/2009	at DAL	W 3-1
2	Brian Ching	08/01/2009	vs. DC	W 4-3
<b>Assists</b>				
2	Brad Davis	05/23/2009	vs. SJ	W 3-1
2	Mike Chabala	08/01/2009	vs. DC	W 4-3
2	Dominic Oduro	08/01/2009	vs. DC	W 4-3
2	Brad Davis	09/19/2009	vs. RSL	W 3-2
2	Brad Davis	10/25/2009	at CHV	W 3-2
<b>Shots</b>				
6	Brad Davis	07/11/2009	at SEA	L 1-2
<b>Shots on Goal</b>				
5	Cam Weaver	06/13/2009	at DAL	W 3-1
<b>Fouls Committed</b>				
5	Kei Kamara	04/19/2009	vs. COL	W 1-0
5	Ricardo Clark	05/16/2009	at NY	T 1-1
5	Kei Kamara	07/11/2009	at SEA	L 1-2
<b>Fouls Suffered</b>				
5	Brad Davis	05/16/2009	at NY	T 1-1
5	Kei Kamara	08/15/2009	at RSL	T 0-0
<b>Offside</b>				
3	Brian Ching	05/09/2009	vs. DAL	W 1-0
3	Brian Ching	05/23/2009	vs. SJ	W 3-1
3	Dominic Oduro	07/04/2009	at KC	W 1-0
<b>Saves</b>				
8	Pat Onstad	08/15/2009	at RSL	T 0-0
<b>Shots Faced</b>				
8	Pat Onstad	08/15/2009	at RSL	T 0-0
<b>Goals Allowed</b>				
3	Pat Onstad	03/28/2009	at SJ	L 2-3
3	Pat Onstad	08/01/2009	vs. DC	W 4-3

## SEATTLE SOUNDERS INDIVIDUAL HIGH GAMES (2009)

<b>Goals</b>				
2	Fredy Montero	03/19/2009	vs. NY	W 3-0
2	Nate Jaqua	06/28/2009	vs. COL	W 3-0
<b>Assists</b>				
2	Oswaldo Alonso	03/28/2009	vs. RSL	W 2-0
2	Fredy Montero	06/28/2009	vs. COL	W 3-0
2	Freddie Ljungberg	10/17/2009	at KC	W 3-2
2	Freddie Ljungberg	10/24/2009	vs. DAL	W 2-1
<b>Shots</b>				
6	Fredy Montero	04/11/2009	vs. KC	L 0-1
6	Fredy Montero	06/17/2009	vs. DC	T 3-3
6	Nate Jaqua	08/15/2009	at LA	W 2-0
<b>Shots on Goal</b>				
3	6 times			
<b>Fouls Committed</b>				
5	Nate Jaqua	06/06/2009	at CHV	L 0-1
5	Fredy Montero	10/24/2009	vs. DAL	W 2-1
<b>Fouls Suffered</b>				
6	Fredy Montero	03/28/2009	vs. RSL	W 2-0
6	Freddie Ljungberg	10/24/2009	vs. DAL	W 2-1
<b>Offside</b>				
4	Steve Zakuani	08/15/2009	at LA	W 2-0
<b>Saves</b>				
10	Kasey Keller	08/02/2009	at SJ	L 0-4
<b>Shots Faced</b>				
14	Kasey Keller	08/02/2009	at SJ	L 0-4
<b>Goals Allowed</b>				
4	Kasey Keller	08/02/2009	at SJ	L 0-4

## TEAM HIGH GAMES (2009)

<b>Goals</b>				
4	08/01/2009	vs. DC	W 4-3	
<b>Assists</b>				
5	08/01/2009	vs. DC	W 4-3	
<b>Shots</b>				
17	05/23/2009	vs. SJ	W 3-1	
17	07/25/2009	vs. NE	L 0-1	
<b>Shots on Goal</b>				
9	09/19/2009	vs. RSL	W 3-2	
<b>Fouls Committed</b>				
19	04/04/2009	at DC	L 0-1	
<b>Fouls Suffered</b>				
20	09/19/2009	vs. RSL	W 3-2	
<b>Corner Kicks</b>				
9	06/20/2009	vs. RSL	T 1-1	
<b>Offside</b>				
9	10/18/2009	vs. LA	T 0-0	
<b>Saves</b>				
8	08/15/2009	at RSL	T 0-0	
<b>Shots Faced</b>				
8	08/15/2009	at RSL	T 0-0	
<b>Goals Allowed</b>				
3	03/28/2009	at SJ	L 2-3	
3	08/01/2009	vs. DC	W 4-3	

## TEAM HIGH GAMES (2009)

<b>Goals</b>				
3	03/19/2009	vs. NY	W 3-0	
3	06/17/2009	vs. DC	T 3-3	
3	06/28/2009	vs. COL	W 3-0	
3	10/17/2009	at KC	W 3-2	
<b>Assists</b>				
5	06/28/2009	vs. COL	W 3-0	
<b>Shots</b>				
18	06/17/2009	vs. DC	T 3-3	
18	08/15/2009	at LA	W 2-0	
18	10/24/2009	vs. DAL	W 2-1	
<b>Shots on Goal</b>				
9	06/17/2009	vs. DC	T 3-3	
<b>Fouls Committed</b>				
17	07/25/2009	vs. CHI	T 0-0	
<b>Fouls Suffered</b>				
22	04/11/2009	vs. KC	L 0-1	
22	05/30/2009	vs. CLB	T 1-1	
<b>Corner Kicks</b>				
11	06/20/2009	at NY	T 1-1	
11	08/08/2009	at RSL	L 0-1	
<b>Offside</b>				
7	08/15/2009	at LA	W 2-0	
<b>Saves</b>				
10	08/02/2009	at SJ	L 0-4	
<b>Shots Faced</b>				
13	08/02/2009	at SJ	L 0-4	
<b>Goals Allowed</b>				
4	08/02/2009	at SJ	L 0-4	

## TEAM LOW GAMES (2009)

<b>Shots</b>				
3	08/15/2009	at RSL	T 0-0	
<b>Shots on Goal</b>				
0	08/15/2009	at RSL	T 0-0	
<b>Fouls Committed</b>				
6	10/04/2009	vs. KC	T 1-1	
<b>Fouls Suffered</b>				
6	04/25/2009	at COL	T 1-1	
6	10/02/2009	vs. CHI	W 1-0	
<b>Corner Kicks</b>				
1	06/05/2009	at CHI	W 1-0	
1	08/30/2009	at COL	L 0-1	
<b>Offside</b>				
0	05/03/2009	at NE	W 2-0	
<b>Saves</b>				
0	06/20/2009	vs. RSL	T 1-1	
0	09/13/2009	at CLB	L 1-2	
<b>Shots Faced</b>				
1	05/03/2009	at NE	W 2-0	
1	05/09/2009	vs. DAL	W 1-0	
1	06/10/2009	vs. CHV	W 1-0	
1	06/20/2009	vs. RSL	T 1-1	

## TEAM LOW GAMES (2009)

<b>Shots</b>				
4	05/02/2009	at CHI	T 1-1	
4	08/02/2009	at SJ	L 0-4	
<b>Shots on Goal</b>				
0	08/20/2009	vs. NE	L 0-1	
<b>Fouls Committed</b>				
6	04/04/2009	at TOR	W 2-0	
6	04/18/2009	at CHV	L 0-2	
6	06/17/2009	vs. DC	T 3-3	
<b>Fouls Suffered</b>				
5	10/17/2009	at KC	W 3-2	
<b>Corner Kicks</b>				
1	04/04/2009	at TOR	W 2-0	
1	05/23/2009	at COL	T 2-2	
<b>Offside</b>				
0	03/28/2009	vs. RSL	W 2-0	
<b>Saves</b>				
1	7 times			
<b>Shots Faced</b>				
1	08/29/2009	vs. TOR	T 0-0	



## WCSF: DYNAMO v SOUNDERS FC

### HOUSTON DYNAMO INDIVIDUAL POSTSEASON HIGH GAMES (2006-2008)

Goals  
 2 Paul Dalglish 11/05/2006 vs. COL W 3-1  
 2 Brian Ching 11/02/2007 vs. DAL W 4-1

Assists  
 2 Brad Davis 11/05/2006 vs. COL W 3-1  
 2 Joseph Ngwenya 11/02/2007 vs. DAL W 4-1

Shots  
 6 Dwayne De Rosario 10/27/2007 at DAL L 0-1  
 6 Brian Ching 11/02/2007 vs. DAL W 4-1

Shots on Goal  
 4 Brian Ching 11/02/2007 vs. DAL W 4-1

Fouls Committed  
 6 Brad Davis 11/12/2006 at NE W 1-1  
 6 Dwayne De Rosario 11/01/2008 at NY T 1-1

Fouls Suffered  
 8 Dwayne De Rosario 10/29/2006 vs. CHV W 2-0

Offside  
 4 Brian Ching 11/12/2006 at NE W 1-1

Saves  
 7 Pat Onstad 11/18/2007 at NE W 2-1

Shots Faced  
 8 Pat Onstad 11/18/2007 at NE W 2-1

Goals Allowed  
 3 Pat Onstad 11/09/2008 vs. NY L 0-3

### TEAM POSTSEASON HIGH GAMES (2006-2007)

Goals  
 4 11/02/2007 vs. DAL W 4-1

Assists  
 6 11/05/2006 vs. COL W 3-1

Shots  
 24 11/02/2007 vs. DAL W 4-1

Shots on Goal  
 13 11/02/2007 vs. DAL W 4-1

Fouls Committed  
 24 11/12/2006 at NE W 1-1

Fouls Suffered  
 23 10/22/2006 at CHV L 1-2  
 23 10/27/2007 at DAL L 0-1  
 23 11/02/2007 vs. DAL W 4-1

Corner Kicks  
 10 10/29/2006 vs. CHV W 2-0  
 10 11/12/2006 at NE W 1-1

Offside  
 8 11/02/2007 vs. DAL W 4-1

Saves  
 7 11/18/2007 at NE W 2-1

Shots Faced  
 8 11/18/2007 at NE W 2-1

Goals Allowed  
 3 11/09/2008 vs. NY L 0-3

### TEAM POSTSEASON LOW GAMES (2006-2007)

Shots  
 6 11/05/2006 vs. COL W 3-1

Shots on Goal  
 3 11/01/2008 at NY T 1-1

Fouls Committed  
 8 10/27/2007 at DAL L 0-1

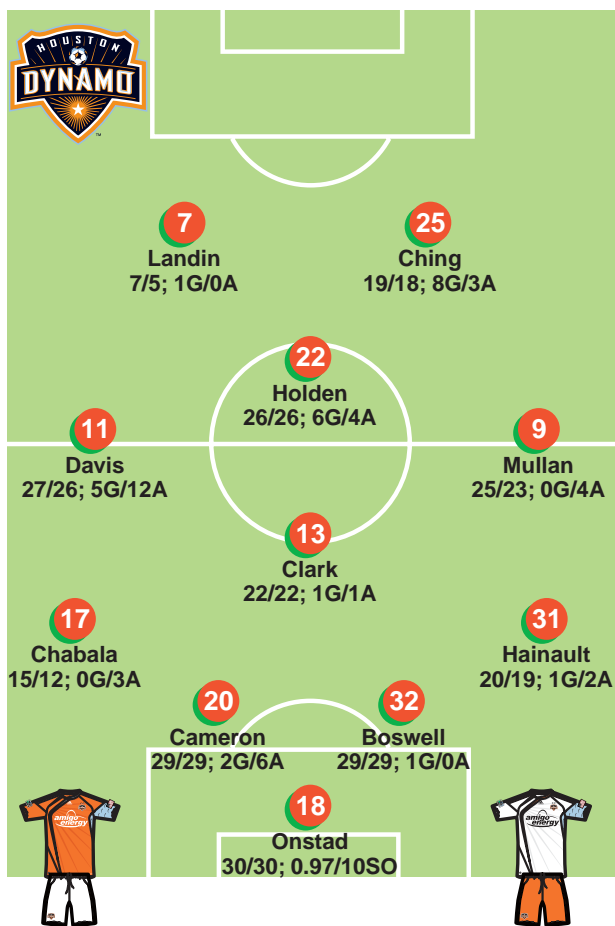
Fouls Suffered  
 10 11/10/2007 vs. KC W 2-0

Corner Kicks  
 2 11/01/2008 at NY T 1-1

Offside  
 0 10/29/2006 vs. CHV W 2-0

Saves  
 0 11/10/2007 vs. KC W 2-0

Shots Faced  
 0 11/10/2007 vs. KC W 2-0



## TACTICS

Dynamo boss Dominic Kinnear has changed his scheme very little over the years, and even with some squad shuffling from last year and during this season, little has changed. Andrew Hainault has moved in at right back and Mike Chabala lately at left back, with Geoff Cameron having fit in nicely alongside Bobby Boswell in central defense, though veterans Wade Barrett and Craig Waibel could still figure at the fullback positions. Ricardo Clark still fills the hard-driving deep central midfield spot behind the prompting of Stuart Holden, with Brad Davis and Brian Mullan providing the width from the wings. Up top, Kinnear has spent the entire season looking for the right combination, with Brian Ching, Luis Angel Landin, Dominic Oduro, Cam Weaver and Abe Thompson all experienced options to fill the strike partnership.

## HOW THEY QUALIFIED

The Houston Dynamo finished tied atop the Western Conference with the Los Angeles Galaxy with 48 points from 30 matches. After an indifferent start, the Dynamo won eight times in a nine-game stretch from April 19-June 13 that propelled them to the top of the MLS overall table. They were overtaken by the Galaxy with two weeks to go, and saw the Columbus Crew taken over the race for the Supporters' Shield in mid-September.

## STADIUM

**Robertson Stadium** (capacity: 32,000).

The Dynamo lost just once at their Robertson Stadium home, finishing with the second-best home record in MLS, their eight wins just one behind Real Salt Lake. The lone home loss was, for the second year running, to New England. The Dynamo scored 23 goals in Houston (seventh-most) while conceding just 13, third in MLS behind Colorado and Seattle. On the road, the Dynamo had five wins and three draws, tied for the fifth-best record in the league on their travels.

## ATTACK

The Dynamo scored 39 goals in their 30 games, tied for sixth-most in the league. The Dynamo were shut out eight times over the course of the season, five of those coming over the last 12 games. They managed a season-high four goals in a 4-3 victory against D.C. United on Aug. 1 at Robertson Stadium.

## DEFENSE

For the third consecutive year, the Dynamo had the best defensive record in MLS, allowing just 29 goals in 30 games, sharing the mark with Seattle Sounders FC. They recorded 10 defensive shutouts over the length of the campaign, with seven of those coming in a nine-game stretch April 11-June 10.

## CURRENT FORM

The Dynamo come in riding a four-game unbeaten streak after losing back-to-back games for just the second time this season, and the first time since the second and third weeks of the season. But just four of the Dynamo's 13 wins on their league campaign have come in the second half of the season.

## COACH

**Dominic Kinnear.** Now in his fifth season in charge, he followed the team from San Jose, where he took over as head coach in 2004. He took the Dynamo to victory in the MLS Cup Final in each of their first two seasons in south Texas. Named MLS Coach of the Year following the 2005 campaign.

## KEY ADDITIONS THIS SEASON

Defender **Andrew Hainault**, a preseason signing, has become a regular at right back. During the season, a quartet of new strikers came into the club in **Luis Angel Landin**, **Abe Thompson**, **Dominic Oduro** and **Cam Weaver**. Also returning to the club was veteran defender **Ryan Cochrane**.

## KEY ABSENCES

Versatile veteran Richard Mulrooney is out for the year after suffering a knee injury in August. Pacy wide attacker Corey Ashe also suffered a knee injury in a late season friendly that has his post-season in doubt. Ricardo Clark and Cam Weaver were both slowed by knee injuries down the stretch.

## KEY MAN

**Stuart Holden.** After the departure of Dwayne De Rosario in the offseason, it took Holden some time to settle into the attacking midfield role, but as he did the Dynamo went on their early season tear. However, he's scored just two goals (both from the penalty spot) and added one assist since leaving for U.S. national team duty for the CONCACAF Gold Cup.





# HOUSTON DYNAMO

No.	Player	Pos	Ht	Wt	Birthdate	Birthplace	2009				CAREER			
							GP	GS	G	A	GP	GS	G	A
1	<b>Tally Hall</b>	<b>GK</b>	6-4	205	05/12/1985	SeaTac, WA	0	0	0	0	0	0	0	0
<i>Young goalkeeper signed from Esbjerg of Denmark who, while still to make his MLS debut, backstopped the Dynamo's Champions League run.</i>														
2	<b>Eddie Robinson</b>	<b>DF</b>	6-1	185	06/19/1978	Orlando, FL	1	0	0	0	141	133	8	8
<i>Veteran pillar of Houston's back line who has appeared in just three games in all competitions after offseason surgery.</i>														
4	<b>Ryan Cochrane</b>	<b>DF</b>	6-1	180	08/08/1983	Portland, OR	8	6	0	1	111	96	4	3
<i>Central defender who moved from San Jose to Houston with the team, was selected by San Jose in the expansion draft, then reacquired in August.</i>														
5	<b>Danny Cruz</b>	<b>MF</b>	5-8	170	01/03/1990	Petersburg, VA	6	0	0	0	6	0	0	0
<i>U.S. U-20 international who played in the FIFA U-20 World Cup in Egypt this year. Third-round selection in 2009 SuperDraft out of Nevada-Las Vegas.</i>														
6	<b>Erik Ustruck</b>	<b>FW</b>	5-10	163	01/04/1985	St. Louis, MO	2	0	0	0	2	0	0	0
<i>Versatile player in his third year with the Dynamo who finally made his MLS debut this year, July 11 vs. Houston.</i>														
7	<b>Luis Angel Landin</b>	<b>FW</b>	6-1	160	07/23/1985	Zamora, Michoacan, Mexico	7	5	1	0	7	5	1	0
<i>Veteran Mexican striker acquired on loan from Cruz Azul in August. Also played for Pachuca and Morelia. Has 5 appearances for Mexico.</i>														
8	<b>Richard Mulrooney</b>	<b>DF</b>	5-9	160	11/03/1976	Memphis, TN	14	14	1	1	262	248	8	65
<i>Versatile veteran, either in midfield or at fullback, who is lost for the season after undergoing knee surgery in June.</i>														
9	<b>Brian Mullan</b>	<b>MF</b>	5-8	150	04/23/1978	Mineola, NY	25	23	0	4	228	210	23	43
<i>All-action right winger now in his ninth MLS season. Moved to Houston with the club after three seasons in San Jose.</i>														
10	<b>Abe Thompson</b>	<b>FW</b>	6-0	170	01/12/1982	Tucson, AZ	9	1	1	0	86	40	15	12
<i>Forward acquired from Kansas City in a trade on Sept. 15. Spent 2005-2008 with Dallas before a midseason trade to Kansas City in '08.</i>														
11	<b>Brad Davis</b>	<b>MF</b>	5-11	175	11/08/1981	St. Charles, MO	27	26	5	12	195	159	26	52
<i>Wide midfielder with a cultured left foot now in his eighth MLS season. Began his MLS career with New York in 2002, then moving to Dallas (2003-04).</i>														
13	<b>Ricardo Clark</b>	<b>MF</b>	5-10	160	02/10/1983	Atlanta, GA	22	22	1	1	181	171	14	12
<i>U.S. international who is a tenacious tackler and good long-range shooter from his deep central midfield role. In his seventh MLS season.</i>														
15	<b>Cam Weaver</b>	<b>FW</b>	6-4	195	06/10/1983	Tacoma, WA	17	9	4	3	17	9	4	3
<i>Target forward acquired in a June 9 trade with the San Jose Earthquakes. Returned to the USA this year after two seasons in Norway with Haugesand</i>														
16	<b>Craig Waibel</b>	<b>DF</b>	6-2	195	08/21/1975	Portland, OR	13	8	1	0	152	130	7	12
<i>Ten-year MLS veteran who features mainly at right back. After stints in Colorado and LA, moved to San Jose in 2003 then came to Houston with team</i>														
17	<b>Mike Chabala</b>	<b>DF</b>	6-0	175	05/24/1984	Fresno, CA	15	12	0	3	15	12	0	3
<i>Fourth-year player who obtained a senior roster spot in 2009 and has taken over as the starter at left back.</i>														
18	<b>Pat Onstad</b>	<b>GK</b>	6-4	215	01/13/1968	Vancouver, B.C., Canada	30	30	0	0	197	197	0	0
<i>Former Canadian international, the all-time MLS leader in goals-against average. A three-time MLS Cup winner and 2005 Goalkeeper of the Year.</i>														
19	<b>John Michael Hayden</b>	<b>MF</b>	5-10	160	04/27/1984	Louisville, KY	0	0	0	0	0	0	0	0
<i>Third-year player who still has yet to make his MLS debut, though he has played continually in Open Cup and Champions League competition.</i>														
20	<b>Geoff Cameron</b>	<b>DF</b>	6-3	185	07/11/1985	Attleboro, MA	29	29	2	6	52	37	3	8
<i>After a breakthrough rookie season, has become an all-purpose cog in 2009, playing central defense, central midfield and the right of midfield.</i>														
22	<b>Stuart Holden</b>	<b>MF</b>	5-10	160	08/01/1985	Aberdeen, Scotland	26	26	6	4	88	57	15	13
<i>Has taken over the playmaking central midfield role this season. Now a regular U.S. international, a Houston native who played with Sunderland.</i>														
23	<b>Dominic Oduro</b>	<b>FW</b>	6-0	160	08/13/1985	Accra, Ghana	19	8	1	4	89	30	10	8
<i>Pacey forward who was acquired from the New York Red Bulls in May. Spent three seasons with FC Dallas before an offseason move to New York.</i>														
24	<b>Wade Barrett</b>	<b>DF</b>	5-8	150	06/23/1976	Virginia Beach, VA	12	11	0	0	241	234	6	29
<i>Ten-year MLS veteran who also played two seasons in Norway. Injuries have limited his participation this season.</i>														
25	<b>Brian Ching</b>	<b>FW</b>	6-1	195	05/24/1978	Haleiwa, HI	19	18	8	3	149	126	65	24
<i>A regular in the U.S. national team (43 caps, 10 goals), now in fourth season in Houston, moving with the club after three years in San Jose.</i>														
26	<b>Corey Ashe</b>	<b>MF</b>	5-5	154	03/14/1986	Orange County, CA	27	13	0	3	71	27	1	8
<i>Speedy left-footed midfielder who provides a livewire spark, especially off the bench. Has not made fewer than 22 appearances any of his 3 seasons</i>														
30	<b>Tyler Deric</b>	<b>GK</b>	6-3	188	08/30/1988	Houston, TX	0	0	0	0	0	0	0	0
<i>Young goalkeeper, the first player from the club's youth academy signed to a professional contract.</i>														
31	<b>Andrew Hainault</b>	<b>DF</b>	6-0	175	06/17/1986	Montreal, Quebec, Canada	20	19	1	2	20	19	1	2
<i>Canadian international signed after a preseason trial. Has taken over starting role at left back. Last played for FK SIAD Most in Czech Republic.</i>														
32	<b>Bobby Boswell</b>	<b>DF</b>	6-2	185	03/15/1983	Austin, TX	29	29	1	0	138	136	6	5
<i>Acquired by Houston in an offseason trade in 2008 and has been nearly ever-present in central defense since. 2006 Defender of the Year with D.C.</i>														

HEAD COACH : Dominic Kinnear

07/26/1967

W79 L43 T62



2009 HOUSTON DYNAMO STATISTICS (13-8-9, 48 pts.)

UNF	POS	PLAYER	GP	GS	MIN	G	A	SHT	SOG	FC	FS	OFF	CK	C	E
25	F	Brian Ching	19	18	1549	8	3	28	15	24	37	21	0	4	2
22	M	Stuart Holden	26	26	2340	6	4	33	15	24	28	1	50	1	0
11	M	Brad Davis	27	26	2207	5	12	46	21	29	51	5	66	4	2
10	F	*Kei Kamara	22	20	1780	5	1	40	21	43	31	12	0	3	0
15	F	Cam Weaver (TOT)	17	9	772	4	3	18	11	20	15	8	0	1	1
15	F	Cam Weaver (HOU)	8	4	297	3	1	10	8	8	4	6	0	0	1
20	D	Geoff Cameron	29	29	2610	2	6	20	8	28	34	4	1	6	0
7	F	*Chris Wondolowski	7	3	287	2	1	8	2	2	1	2	0	1	0
23	F	Dominic Oduro (TOT)	19	8	835	1	4	19	8	12	10	10	0	1	0
23	F	Dominic Oduro (HOU)	16	7	707	1	4	14	6	9	8	10	0	1	0
31	D	Andrew Hainault	20	19	1652	1	2	9	5	28	12	1	0	3	1
13	M	Ricardo Clark	22	22	1972	1	1	27	10	24	28	1	0	4	1
8	D	Richard Mulrooney	14	14	1260	1	1	3	3	5	14	0	15	1	0
32	D	Bobby Boswell	29	29	2565	1	0	16	4	29	13	1	0	7	0
7	F	Luis Angel Landin	7	5	360	1	0	8	5	3	8	12	0	1	0
10	F	Abe Thompson (TOT)	9	1	203	1	0	7	3	5	2	0	0	0	0
10	F	Abe Thompson (HOU)	1	0	46	1	0	1	1	2	0	0	0	0	0
16	D	Craig Waibel	13	8	679	1	0	3	1	7	3	0	0	2	0
9	M	Brian Mullan	25	23	1988	0	4	22	8	38	40	5	2	2	0
26	M	Corey Ashe	27	13	1250	0	3	5	1	11	17	5	0	1	0
17	D	Mike Chabala	15	12	1044	0	3	1	0	11	5	0	9	4	1
4	D	Ryan Cochrane (TOT)	8	6	549	0	2	0	0	10	4	0	0	1	0
4	D	Ryan Cochrane (HOU)	6	4	369	0	2	0	0	4	3	0	0	1	0
14	F	Ade Akinbiyi	14	2	261	0	0	1	0	4	1	4	0	1	0
24	D	Wade Barrett	12	11	940	0	0	1	0	6	4	0	1	3	0
5	M	Danny Cruz	6	0	107	0	0	4	2	2	4	0	0	0	0
3	D	*Julius James	8	5	508	0	0	1	1	12	3	0	0	3	0
18	GK	Pat Onstad	30	30	2700	0	0	0	0	0	7	0	0	1	0
2	D	Eddie Robinson	1	0	30	0	0	0	0	0	2	0	0	1	0
6	F	Erik Ustruck	2	0	40	0	0	0	0	1	0	0	0	0	0
30	GK	Tyler Deric	0	0	0	0	0	0	0	0	0	0	0	0	0
1	GK	Tally Hall	0	0	0	0	0	0	0	0	0	0	0	0	0
19	M	John Michael Hayden	0	0	0	0	0	0	0	0	0	0	0	0	0
		Team totals	30	30	2700	39	48	301	137	354	374	90	144	55	8
		Opponent totals	30	30	2700	29	33	274	121	374	354	67	121	69	7

GAME-WINNING GOALS: Stuart Holden 5, Kei Kamara 3, Brad Davis 2, Abe Thompson 1

Richard Mulrooney 1, Brian Ching 1

GAME-WINNING ASSISTS: Brad Davis 3, Stuart Holden 2, Geoff Cameron 2, Cam Weaver 1, Kei Kamara 1

Andrew Hainault 1, Mike Chabala 1, Corey Ashe 1

PENALTY KICK GOALS/ATTEMPTS: Stuart Holden 2-2, Brad Davis 0-1

HOUSTON DYNAMO INDIVIDUAL GOALKEEPING

UNF	POS	GOALKEEPER	GP	GS	MIN	SHTS	SV	GA	GAA	PG	PA	W	L	T	SO
18	GK	Pat Onstad	30	30	2700	121	89	29	0.97	2	4	13	8	9	10
		Team totals	30	30	2700	121	89	29	0.97	2	4	13	8	9	10
		Opponent totals	30	30	2700	137	97	39	1.30	2	3	8	13	9	8

\* = Played with other teams in 2009. Only Houston Dynamo statistics listed here.

HOUSTON DYNAMO - GAME-BY-GAME

Player	1	2	3	4	5	6	7	8	9	10	11	12	13	14	15	16	17	18	19	20	21	22	23	24	25	26	27	28	29	30	
Tally Hall	1-1	2-3	0-1	0-0	1-0	2-0	1-0	1-1	3-1	3-0	1-0	1-0	3-1	1-1	0-1	1-0	1-2	1-1	0-1	4-3	0-1	3-2	0-0	1-1	0-1	1-2	3-2	1-1	0-0	3-2	
Eddie Robinson	90F	90F	45F				1	23	23	15							1	36	24	17	18										
Julius James	15	18																													
Ryan Cochrane	11																														
Danny Cruz																															
Erik Ustruck																															
Chris Wondolowski																															
Luis Angel Landin																															
Richard Mulroney																															
Brian Mullan																															
Kel Kamara																															
Abe Thompson																															
Brad Davis																															
Ricardo Clark																															
Ade Akinbiyi																															
Felix Garcia																															
Cam Weaver																															
Craig Waibel																															
Mike Chabala																															
John Michael Hayden																															
Pat Onstad																															
Geoff Cameron																															
Stuart Holden																															
Dominic Oduro																															
Wade Barrett																															
Brian Ching																															
Corey Ashe																															
Tyler Deric																															
Andrew Hainault																															
Bobby Boswell																															
"00"																															
F/M/D/G																															
Played for other teams:																															
Ryan Cochrane																															
Abe Thompson																															
Cam Weaver																															
Dominic Oduro																															

HOUSTON DYNAMO – GAME-BY-GAME LOG

Game #1	03/21/2009	HOU 1 vs CLB 1	T	Ching 1 (Wondolowski 1) 53
Game #2	03/28/2009	HOU 2 at SJ 3	L	Wondolowski 1 (Holden 1; Mulrooney 1) 34; Davis 1 (unassisted) 36
Game #3	04/04/2009	HOU 0 at DC 1	L	
Game #4	04/11/2009	HOU 0 vs NY 0	T	Ching 2 (Davis 1, Holden 2) 20
Game #5	04/19/2009	HOU 1 vs COL 0	W	Holden 1 (unassisted) 22; Ching 3 (Davis 2) 58
Game #6	05/03/2009	HOU 2 at NE 0	W	Kamara 1 (Holden 3, Davis 3) 58
Game #7	05/09/2009	HOU 1 vs DAL 0	W	Wondolowski 2 (Ashe 1, Davis 4) 78
Game #8	05/16/2009	HOU 1 at NY 1	T	Ching 4 (Davis 5) 4; Kamara 2 (Davis 6) 12; Waibel 1 (Cameron 1) 50
Game #9	05/23/2009	HOU 3 vs SJ 1	W	Davis 2 (unassisted) 19; Kamara 3 (Ching 1, Clark 1) 22; Holden 2 (Davis 7) 24
Game #10	05/30/2009	HOU 3 vs TOR 0	W	Holden 3 (Kamara 1, Hainault 1) 4
Game #11	06/05/2009	HOU 1 at CHI 0	W	Holden 4 (Weaver 3) 47+
Game #12	06/10/2009	HOU 1 vs CHV 0	W	Weaver 2 (Mullan 1, Hainault 2) 13; Mulrooney 1 (unassisted) 37; Weaver 3 (Ashe 2, Oduro 1) 63
Game #13	06/13/2009	HOU 3 at DAL 1	W	Ching 5 (Mullan 2) 89
Game #14	06/20/2009	HOU 1 vs RSL 1	T	
Game #15	06/28/2009	HOU 0 at IA 1	L	Kamara 4 (Chabala 1, Ashe 3) 18
Game #16	07/04/2009	HOU 1 at KC 0	W	Davis 3 (Mullan 3, Oduro 2) 12
Game #17	07/11/2009	HOU 1 at SEA 2	L	Boswell 1 (Cameron 2) 75
Game #18	07/18/2009	HOU 1 at TOR 1	T	
Game #19	07/25/2009	HOU 0 vs NE 1	L	Davis 4 (Oduro 3, Chabala 2) 36; Ching 6 (Oduro 4, Holden 4) 38; Ching 7 (Chabala 3) 39; Holden 5 (pen) 66
Game #20	08/01/2009	HOU 4 vs DC 3	W	
Game #21	08/06/2009	HOU 0 at DAL 1	L	Kamara 5 (Cameron 3) 21; Clark 1 (Ching 2) 37; Holden 6 (penalty kick) 83
Game #22	08/09/2009	HOU 3 vs CHI 2	W	
Game #23	08/15/2009	HOU 0 at RSL 0	T	Cameron 1 (Davis 8) 36
Game #24	08/23/2009	HOU 1 vs SEA 1	T	
Game #25	08/30/2009	HOU 0 at COL 1	L	Weaver 4 (Ching 3, Cameron 4) 80
Game #26	09/13/2009	HOU 1 at CLB 2	L	Ching 8 (Davis 9) 2; Cameron 2 (Davis 10) 5; Davis 5 (Cameron 5) 81
Game #27	09/19/2009	HOU 3 vs RSL 2	W	Landin 1 (Mullan 4) 26
Game #28	10/04/2009	HOU 1 vs KC 1	T	
Game #29	10/18/2009	HOU 0 vs LA 0	T	
Game #30	10/25/2009	HOU 3 at CHV 2	W	Hainault 1 (Cochrane 1, Davis 11) 26; Oduro 1 (Davis 12, Cochrane 2) 29; Thompson 1 (Cameron 6) 52



WCSSF: DYNAMO v SOUNDERS FC

HOUSTON DYNAMO -CUP COMPETITIONS - GAME-BY-GAME

#	Player	CONCACAF CHAMPIONS LEAGUE 08/09		U.S. OPEN CUP		CONCACAF CHAMPIONS LEAGUE 09/10						
		QF1 ATN	QF2 ATN	3R AUST	QF CHAS	SF SEA	GrpC META	GrpC DAU	GrpC PACH	GrpC DAU	GrpC PACH	GrpC META
1	Tally Hall	1-1	0-3	2-0	4-0	1-2	1-0	1-1	0-2	5-1	0-1	2-3
2	Eddie Robinson			90	90	120	90	90	90	90	90	90
3	Julius James			90	90	59				64	s20	90
4	Ryan Cochran			90	81	120	s15	78	90			90
5	Danny Cruz			90	90	120		72	64			75
6	Erik Ustruck			90	90	120		90				
7	Chris Wondolowski		s7									
8	Richard Mulrooney		90	45								
9	Brian Mullan		77	83	45	s45	s42	s42	90	s18	s26	90
10	Kel Kamara		90	90	s10	s28	s55	90	90			s15
11	Abe Thompson							s9	120			90
12	Brad Davis		90	90					45	74	45	70
13	Ricardo Clark		90	90					90			71
14	Ade Akinbiyi				80	90	120		61			90
15	Cam Weaver									s45	70	90
16	Craig Waibel									90	90	
17	Mike Chabala			45						90		s19
18	Pat Onstad		90				90	90	s61	90		
19	John Michael Hayden								90	90		90
20	Geoff Cameron		s13	s45	90	90	120		90	90		45
22	Stuart Holden		90	90	s45	90			90	45	90	90
23	Dominic Oduro				90	62	65		s45	s41	s45	s45
24	Wade Barrett		90	45					75	90	90	90
25	Brian Ching		90	90					s29	90	45	90
26	Corey Ashe			s45					90	55	90	s45
30	Tyler Deric											
31	Andrew Hainault						120			81	90	90
32	Bobby Boswell		90		90	90	120			s12	90	s26
CONCACAF CHAMPIONS LEAGUE 2008/09												
QF1	02/24/2009	HOU 1 vs ATLNTA	1	T		Boswell 34						
QF1	03/02/2009	HOU 0 at ATLNTA	3	L								
U.S. OPEN CUP												
3R	07/01/2009	HOU 2 at AUSTIN	0	W		Ashe (unassisted) 71; Oduro (Ashe) 90						
QF	07/08/2009	HOU 4 at CHASTN	0	W		Cameron (Hayden) 16; Boswell (Hayden) 47; Oduro (unassisted) 52; Cameron (Mullan) 73						
SF	07/21/2009	HOU 1 at SEA	2	L (OT)		Akinbiyi (unassisted) 32						
CONCACAF CHAMPIONS LEAGUE 2009/10												
GrpC	08/19/2009	HOU 1 vs METAPN	0	W		Ching (Holden) 68						
GrpC	08/26/2009	HOU 1 at ARABEU	1	T		Kamara (unassisted) 69						
GrpC	09/16/2009	HOU 0 at PACHCA	2	L								
GrpC	09/22/2009	HOU 5 vs ARABEU	1	W		Robinson (unassisted) 12; Weaver (Ashe) 49; Ashe (unassisted) 69; Holden (Mullan) 74; Holden 2 (Thompson) 92+						
GrpC	09/30/2009	HOU 0 vs PACHCA	1	L								
GrpC	10/21/2009	HOU 2 at METAPN	3	L		Cameron (Ching) 28; Hall (unassisted) 46+						



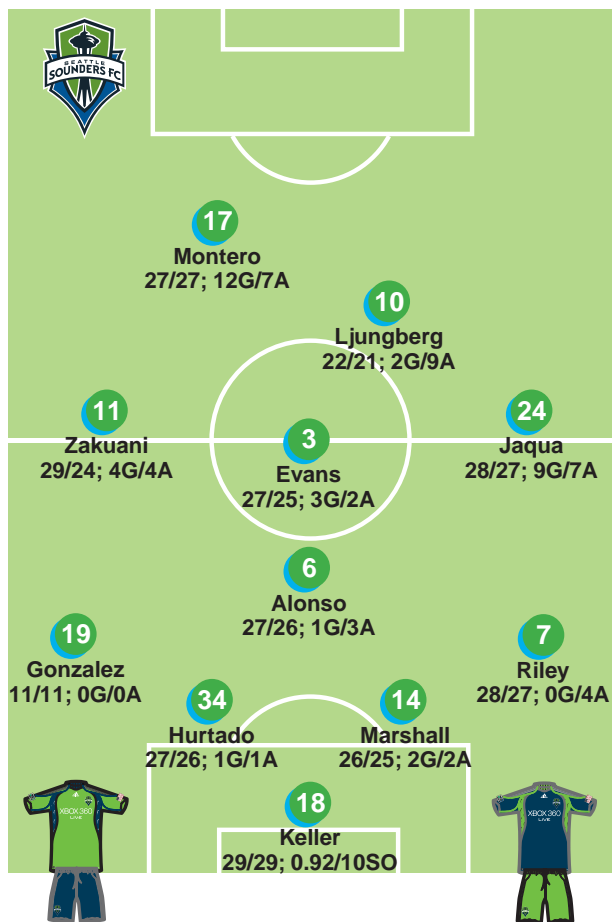
## WCSF: DYNAMO v SOUNDERS FC

### ALL-TIME HOUSTON DYNAMO POSTSEASON STATISTICS (5-3-2, 17 PTS.)

PLAYER	GP	GS	MIN	G	A
Brian Ching	9	9	850	5	1
Dwayne De Rosario	10	10	948	2	4
Brad Davis	10	9	874	2	3
Paul Dalglish	4	4	307	2	0
Brian Mullan	10	10	927	1	3
Joseph Ngwenya	4	2	229	1	2
Stuart Holden	8	1	212	1	1
Nate Jaqua	6	4	363	1	0
Kei Kamara	2	1	78	1	0
Craig Waibel	8	8	663	0	3
Ricardo Clark	5	5	450	0	1
Ryan Cochrane	7	5	538	0	1
Alejandro Moreno	4	0	83	0	1
Richard Mulrooney	6	6	570	0	1
Eddie Robinson	10	10	960	0	1
Corey Ashe	1	0	45	0	0
Wade Barrett	10	10	915	0	0
Bobby Boswell	2	2	180	0	0
Geoff Cameron	1	0	7	0	0
Kelly Gray	1	0	18	0	0
Pat Onstad	10	10	960	0	0
Adrian Serioux	4	4	383	0	0
Team totals	10	10	960	16	22
Opponent totals	10	10	960	11	9

#### DYNAMO INDIVIDUAL GOALKEEPING

GOALKEEPER	GP	GS	SV	GA	GAA	SO
Pat Onstad	10	10	23	11	1.03	2
Team totals	10	10	23	11	1.03	2
Opponent totals	10	10	44	16	1.50	2



## TACTICS

Sigi Schmid has done very little real tinkering over the course of the Sounders FC expansion campaign. The defense has been set for much of the season -- Kasey Keller in goal behind James Riley at right back, Jhon Kennedy Hurtado and Tyrone Marshall in central defense and late-season addition Leo Gonzalez at left back. Osvaldo Alonso has returned from a midseason injury bout to fill his screen role in central midfield. Brad Evans has filled the box-to-box driving midfield role in front, but he has also filled in at right back or wide in the midfield, with Peter Vagenas the first replacement in the center of the park. The wild card in the attack is Freddie Ljungberg, who's played as a second striker, in an underneath attacking role, and also wide on the right of midfield. Nate Jaqua started the year in the target attacker role, but has also moved to a right wing role. Rookie Steve Zakuani has held onto the left-sided mid-field role for the majority of the season. Fredy Montero leads the attack and has contributed 12 goals, tied for third in the league.

## HOW THEY QUALIFIED

Seattle Sounders FC became the first expansion team in more than a decade to qualify for the MLS Cup Playoffs. They finished in third place in the conference with 47 points from 30 matches, the fourth-best record in the league. Sounders FC won their first three games and did not look back, losing back-to-back games just twice over the course of the season.

## STADIUM

**Qwest Field** (capacity: 32,400)

Sounders FC lost just twice at home on the season, ending with 27 of a possible 45 points for the sixth-best home record in the league. Their per-game attendance average of 30,897 set an MLS single-season record. Sounders FC allowed just 10 goals in 15 home games, tying the Colorado Rapids for the best mark in the league. Sounders FC were a perfect .500 on their travels, with five wins, five draws and five losses, scoring 17 goals and allowing 19.

## ATTACK

Sounders FC scored 38 goals in their 30 games, sitting squarely in the center of the league, eighth-best overall. They were shut out nine times over the course of the season, six of those coming in a nine-game stretch July 25-Sept. 19. They scored three goals in the first game in club history, March 19 vs. New York, a season-high they then matched three more times.

## DEFENSE

Sounders FC tied for the best defensive record in the league, conceding just 29 goals in 30 games, level with the Houston Dynamo. The two clubs became just the sixth and seventh in MLS history to allow fewer than a goal per game. Sounders FC had 10 shutouts over the season, including a record streak of 350 minutes to start the season and Seattle club history.

## CURRENT FORM

Sounders FC come into the playoffs riding a three-game winning streak, the only team coming into the postseason on a winning run. Seattle lost just once in its last eight games of the season, winning four of those.

## COACH

**Sigi Schmid.** After leading the Columbus Crew to the MLS Cup last year, Schmid moved to Seattle for the club's inaugural season. He became the league's all-time winningest coach at season's end, now with 126 career league wins. He was coach of the LA Galaxy from 1999-2004, leading the club to its first MLS Cup title in 2002. He was head coach at UCLA from 1980-1998, leading the school to three NCAA Division I championships (1985, 1990, 1997).

## KEY ADDITIONS THIS SEASON

For an expansion team, Sounders FC had very little turnover from the group that came out of preseason. The club's only major mid-season addition was Costa Rican international left back **Leo Gonzalez**, who took over the starting role.

## KEY ABSENCES

Sounders FC have been remarkably healthy throughout the season, with no players who saw any minutes during the season on the injury report.

## KEY MAN

**Kasey Keller.** The Sounders FC success has been built on the club's defense and the long-time U.S. international and European veteran has backstopped that performance. Keller is second in MLS with 10 shutouts and an 0.92 goals-against average.



# SEATTLE SOUNDERS FC

No.	Player	Pos	Ht	Wt	Birthdate	Birthplace	2009				CAREER			
							GP	GS	G	A	GP	GS	G	A
1	<b>Chris Eylander</b>	<b>GK</b>	6-1	185	03/14/1984	Tacoma, WA	1	1	0	0	1	1	0	0
<i>A veteran of the USL Sounders, where he led USL1 in saves in 2007 and 2008. His lone MLS appearance came April 18 vs. Chivas USA.</i>														
2	<b>Michael Fucito</b>	<b>MF</b>	5-9	165	03/29/1986	Westford, MA	0	0	0	0	0	0	0	0
<i>Fourth-round selection in 2009 SuperDraft out of Harvard who is on disabled list and out for the season.</i>														
3	<b>Brad Evans</b>	<b>MF</b>	6-1	160	04/20/1985	Phoenix, AZ	27	25	3	2	57	44	8	4
<i>Expansion draft selection after winning the 2008 MLS Cup with Columbus. Played two seasons with the Crew. In the U.S. team for the 2009 Gold Cup.</i>														
4	<b>Patrick Ianni</b>	<b>DF</b>	6-1	175	06/15/1985	Lodi, CA	17	10	1	2	52	29	2	3
<i>Acquired from Houston in January. First-round selection in the 2006 SuperDraft. Won two MLS Cups with the Dynamo. In U.S. 2008 Olympic team.</i>														
5	<b>Tyson Wahl</b>	<b>DF</b>	6-2	185	02/23/1984	Newport Beach, CA	11	9	0	0	43	35	0	0
<i>Selected in the expansion draft after playing three seasons with Kansas City. Left-footed defender who can play centrally and at fullback.</i>														
6	<b>Osvaldo Alonso</b>	<b>MF</b>	5-11	165	11/11/1985	San Cristobal, Cuba	27	26	1	3	27	26	1	3
<i>USL Rookie of the Year with Charleston Battery in 2008. Left Cuba during 2008; was captain of that country's U-23 national team.</i>														
7	<b>James Riley</b>	<b>DF</b>	5-10	150	10/27/1982	Colorado Springs, CO	28	27	0	4	122	104	1	9
<i>Right back who played for New England (2005-07) and San Jose (2008) before being taken in the expansion draft.</i>														
8	<b>Peter Vagenas</b>	<b>MF</b>	5-8	157	02/06/1978	Pasadena, CA	14	9	0	2	197	173	14	27
<i>Selected in the expansion draft after playing nine seasons with the LA Galaxy. Also played for Sigi Schmid at UCLA. Two-time MLS Cup winner.</i>														
9	<b>Sebastien Le Toux</b>	<b>MF</b>	6-0	155	01/10/1984	Mont-Saint-Aignan, France	28	15	1	3	28	15	1	3
<i>Member of the USL Sounders for two seasons, scoring 24 goals. Also played in France (Lorient). The first player signed by Sounders FC, May 2008</i>														
10	<b>Freddie Ljungberg</b>	<b>MF</b>	5-9	161	04/16/1977	Vittsjö, Sweden	22	21	2	9	22	21	2	9
<i>Former Swedish international and long-time Arsenal FC man (1997-2008). Ranked No. 11 on that club's all-time Top 50. Won two Premierships.</i>														
11	<b>Steve Zakuani</b>	<b>MF</b>	6-0	160	02/09/1988	Kipak, Republic of Congo	29	24	4	4	29	24	4	4
<i>The first overall pick in the 2009 SuperDraft out of the University of Akron. Led NCAA Division I with 20 goals in 2008.</i>														
12	<b>Nathan Sturgis</b>	<b>DF</b>	5-10	150	07/06/1987	Boca Raton, FL	9	5	0	0	41	35	0	0
<i>Expansion draft selection who can play in central defense or defensive midfield. Played with the LA Galaxy in 2006, moving to Real Salt Lake in '07.</i>														
14	<b>Tyrone Marshall</b>	<b>DF</b>	6-2	195	11/12/1974	Kingston, Jamaica	26	25	2	2	274	246	15	19
<i>12-year MLS veteran who was acquired from Toronto FC in January. Won two MLS Cups (2002, '05) with LA. Also played with Colorado, Miami</i>														
15	<b>Stephen King</b>	<b>MF</b>	5-8	153	03/06/1986	Medford, NJ	10	3	0	0	30	11	2	1
<i>Central midfielder selected in the expansion draft after playing his rookie season with the Chicago Fire.</i>														
16	<b>Evan Brown</b>	<b>DF</b>	5-11	165	05/01/1987	Raleigh, NC	0	0	0	0	0	0	0	0
<i>Wake Forest product who was selected with the 16th overall selection in the 2009 SuperDraft.</i>														
17	<b>Fredy Montero</b>	<b>FW</b>	5-9	160	07/26/1987	Campo de la Cruz, Colombia	27	27	12	7	27	27	12	7
<i>Twice winner of Colombia's scoring title, with Deportivo Cali (2008) and Atletico Huila (2007). Has won four caps with Colombia.</i>														
18	<b>Kasey Keller</b>	<b>GK</b>	6-2	190	11/29/1969	Olympia, WA	29	29	0	0	29	29	0	0
<i>U.S. international who has come home after 16 years in Europe in England, Germany and Spain. In the top three in shutouts and GAA.</i>														
19	<b>Leo Gonzalez</b>	<b>DF</b>	6-1	174	11/21/1980	San Jose, Costa Rica	11	11	0	0	11	11	0	0
<i>Costa Rican international left back who was signed midseason. Last with Municipal Liberia; also played with Herediano. Played in 2006 World Cup.</i>														
20	<b>Zach Scott</b>	<b>DF</b>	5-11	175	07/02/1980	Wailukur, HI	9	6	0	0	9	6	0	0
<i>A member of the USL Sounders from 2002-08, signed to a discovery contract in March.</i>														
21	<b>Nate Jaqua</b>	<b>FW</b>	6-3	180	10/28/1981	Eugene, OR	28	27	9	7	159	120	41	24
<i>Selected from Houston in the expansion draft, where he returned after a year in Austria. Also played for Chicago (2003-06) and LA Galaxy (2007).</i>														
23	<b>Sanna Nyassi</b>	<b>MF</b>	5-8	145	01/31/1989	Bwiam, Gambia	14	2	0	0	14	2	0	0
<i>Gambian youth international signed in Sept. 2008. Also played for the USL1 Sounders. Brother of New England's Sainey.</i>														
24	<b>Roger Levesque</b>	<b>FW</b>	6-2	174	01/22/1981	Portland, ME	14	2	2	0	18	2	2	0
<i>After a couple of seasons with San Jose, finally scored his first MLS goal Oct. 3. Played five seasons with the USL Sounders (2004-08)</i>														
26	<b>Taylor Graham</b>	<b>DF</b>	6-4	190	06/03/1980	Fair Oaks, CA	0	0	0	0	34	16	1	1
<i>Four-year MLS veteran (Kansas City and New York) who also played with USL Sounders. USL First Division Defender of the Year in 2005.</i>														
27	<b>Lamar Neagle</b>	<b>MF</b>	5-11	165	05/07/1987	Tacoma, WA	0	0	0	0	0	0	0	0
<i>Local native who signed as a developmental player after playing at Univ. Nevada-Las Vegas.</i>														
28	<b>Terry Boss</b>	<b>GK</b>	6-3	205	09/01/1981	Philomath, OR	0	0	0	0	0	0	0	0
<i>Reserve goalkeeper who spent the last two years with New York. A veteran of five seasons at USL1, USL2 and PDL levels.</i>														
34	<b>Jhon Kennedy Hurtado</b>	<b>DF</b>	6-0	183	05/16/1984	Florida, Colombia	27	26	1	1	27	26	1	1
<i>Signed by Sounders FC from Deportivo Cali in Colombia, where he was a teammate of Fredy Montero. Played six seasons in his homeland.</i>														

HEAD COACH : Sigi Schmid

03/20/1953

W125 L93 T68



2009 SEATTLE SOUNDERS FC STATISTICS (12-7-11, 47 pts.)

UNF	POS	PLAYER	GP	GS	MIN	G	A	SHT	SOG	FC	FS	OFF	CK	C	E
17	F	Fredy Montero	27	27	2217	12	7	86	32	47	62	33	5	5	1
21	F	Nate Jaqua	28	27	2278	9	7	47	16	47	35	21	1	6	1
11	M	Steve Zakuani	29	24	1993	4	4	46	21	9	26	12	0	1	0
3	M	Brad Evans	27	25	2294	3	2	19	8	24	18	2	3	5	0
10	M	Freddie Ljungberg	22	21	1836	2	9	27	14	31	67	4	94	6	1
14	D	Tyrone Marshall	26	25	2166	2	2	10	4	23	12	0	0	5	2
24	F	Roger Levesque	14	2	260	2	0	7	4	3	2	0	0	1	0
6	M	Osvaldo Alonso	27	26	2207	1	3	22	7	35	31	0	3	5	0
9	M	Sebastien Le Toux	28	15	1457	1	3	27	12	7	14	11	52	0	0
4	D	Patrick Ianni	17	10	1102	1	2	7	2	13	4	0	0	3	0
34	D	Jhon Kennedy Hurtado	27	26	2334	1	1	7	2	33	25	0	0	8	0
7	D	James Riley	28	27	2334	0	4	2	2	24	24	1	1	4	2
8	M	Peter Vagenas	14	9	740	0	2	3	0	18	11	1	7	4	0
22	GK	Ben Dragavon	1	0	61	0	0	0	0	0	0	0	0	0	0
1	GK	Chris Eylander	1	1	90	0	0	0	0	0	0	0	0	0	0
19	D	Leo Gonzalez	11	11	979	0	0	0	0	9	5	3	0	1	0
18	GK	Kasey Keller	29	29	2549	0	0	0	0	1	4	0	0	0	1
15	M	Stephen King	10	3	433	0	0	3	0	1	3	0	0	0	0
23	M	Sanna Nyassi	14	2	305	0	0	6	1	8	4	3	1	2	0
20	D	Zach Scott	9	6	492	0	0	1	0	7	8	0	0	2	0
12	D	Nathan Sturgis	9	5	440	0	0	1	1	6	6	0	0	0	0
5	D	Tyson Wahl	12	9	893	0	0	1	0	7	8	0	0	1	0
28	GK	Terry Boss (TOT)	0	0	0	0	0	0	0	0	0	0	0	0	0
28	GK	Terry Boss (SEA)	0	0	0	0	0	0	0	0	0	0	0	0	0
16	D	Evan Brown	0	0	0	0	0	0	0	0	0	0	0	0	0
26	D	Taylor Graham	0	0	0	0	0	0	0	0	0	0	0	0	0
27	M	Lamar Neagle	0	0	0	0	0	0	0	0	0	0	0	0	0
		Team totals	30	30	2700	38	46	322	126	353	402	91	167	59	8
		Opponent totals	30	30	2700	29	29	307	114	402	352	57	141	71	4

GAME-WINNING GOALS: Fredy Montero 4, Steve Zakuani 2, Nate Jaqua 2, Freddie Ljungberg 1  
 Roger Levesque 1, Patrick Ianni 1, Brad Evans 1

GAME-WINNING ASSISTS: Freddie Ljungberg 5, Nate Jaqua 2, Osvaldo Alonso 2, Steve Zakuani 1  
 James Riley 1, Tyrone Marshall 1, Sebastien Le Toux 1, Patrick Ianni 1  
 Jhon Kennedy Hurtado 1, Brad Evans 1

PENALTY KICK GOALS/ATTEMPTS: Fredy Montero 0-1, Freddie Ljungberg 0-1

SEATTLE SOUNDERS FC INDIVIDUAL GOALKEEPING

UNF	POS	GOALKEEPER	GP	GS	MIN	SHTS	SV	GA	GAA	PG	PA	W	L	T	SO
18	GK	Kasey Keller	29	29	2549	108	78	26	0.92	1	3	12	5	11	10
22	GK	Ben Dragavon	1	0	61	3	2	1	1.48	0	0	0	1	0	0
1	GK	Chris Eylander	1	1	90	3	1	2	2.00	0	0	0	1	0	0
		Team totals	30	30	2700	114	81	29	0.97	1	3	12	7	11	10
		Opponent totals	30	30	2700	126	85	38	1.27	0	2	7	12	11	9

\* = Played with other teams in 2009. Only Seattle Sounders FC statistics listed here.

SEATTLE SOUNDERS FC - GAME-BY-GAME

#	Player	1	2	3	4	5	6	7	8	9	10	11	12	13	14	15	16	17	18	19	20	21	22	23	24	25	26	27	28	29	30	
		NY	RSL	TOR	KC	CHV	SJ	CHI	LA	DAL	COL	CLB	CHV	SJ	DC	NY	COL	HOU	CHI	SJ	RSL	LA	NE	HOU	TOR	DC	CHV	NE	CLB	KC	DAL	
		3-0	2-0	2-0	0-1	0-2	2-0	1-1	1-1	1-1	2-2	1-1	0-1	2-1	3-3	1-1	3-0	2-1	0-0	0-4	0-1	2-0	0-1	1-1	0-0	2-1	0-0	1-2	1-0	3-2	2-1	
1	Chris Eyalander					90G																										
2	Michael Fucito																															
3	Bred Evans																															
4	Patrick Ianni																															
5	Tyson Wahl																															
6	Oswaldo Alonso																															
7	James Riley																															
8	Peter Vagenas																															
9	Sebastien Le Toux																															
10	Freddie Ljungberg																															
11	Steve Zakuani																															
12	Nathan SturGIS																															
13	Jarrod Smith																															
14	Tyrone Marshall																															
15	Stephen King																															
16	Evan Brown																															
17	Fredy Montero																															
18	Kasey Keller																															
19	Kevin Forrest																															
19	Leo Gonzalez																															
20	Zach Scott																															
21	Nate Jaqua																															
22	Ben Dragavon																															
23	Sanna Nyassi																															
24	Roger Levesque																															
26	Taylor Graham																															
27	Lamar Neagle																															
28	Terry Boss																															
34	Jhon Kennedy Hurtado																															

"00" = minutes played  
 F/M/D/G = starting position

SEATTLE SOUNDERS FC – GAME-BY-GAME LOG

Game #	Date	Opponent	Result	Score
Game #1	03/19/2009	SEA 3 vs NY 0	W	Montero 1 (Le Toux 1, Alonso 1) 12; Evans 1 (Montero 1) 25; Montero 2 (unassisted) 75
Game #2	03/28/2009	SEA 2 vs RSL 0	W	Jaqua 1 (Zakuani 1, Alonso 2) 17; Montero 3 (Alonso 3) 77
Game #3	04/04/2009	SEA 2 at TOR 0	W	Ljungberg 1 (Jaqua 1) 15; Zakuani 1 (unassisted) 45
Game #4	04/11/2009	SEA 0 vs KC 1	L	
Game #5	04/18/2009	SEA 0 at CHV 2	L	
Game #6	04/25/2009	SEA 2 vs SJ 0	W	Zakuani 2 (Marshall 1) 42; Evans 2 (Jaqua 2, Zakuani 2) 50
Game #7	05/02/2009	SEA 1 at CHI 1	T	Marshall 1 (Ljungberg 1) 74
Game #8	05/10/2009	SEA 1 vs LA 1	T	Le Toux 1 (Jaqua 3, Zakuani 3) 22
Game #9	05/16/2009	SEA 1 at DAL 1	T	Hurtado 1 (Jaqua 4; Ianni 1) 18
Game #10	05/23/2009	SEA 2 at COL 2	T	Montero 4 (unassisted) 17; Jaqua 2 (Montero 2, Riley 1) 76
Game #11	05/30/2009	SEA 1 vs CLB 1	T	Jaqua 3 (Ljungberg 2) 58
Game #12	06/06/2009	SEA 0 at CHV 1	L	
Game #13	06/13/2009	SEA 2 vs SJ 1	W	Ljungberg 2 (Le Toux 2, Montero 3) 42; Montero 5 (Ianni 2, Ljungberg 3) 59
Game #14	06/17/2009	SEA 3 vs DC 3	T	Alonso 1 (Riley 2, Evans 1) 38; Jaqua 4 (Montero 4) 45; Montero 6 (unassisted) 57
Game #15	06/20/2009	SEA 1 at NY 1	T	Montero 7 (unassisted) 48+
Game #16	06/28/2009	SEA 3 vs COL 0	W	Montero 8 (Jaqua 5, Ljungberg 4) 23; Jaqua 5 (Montero 5) 48; Jaqua 6 (Montero 6, Le Toux 3) 68
Game #17	07/11/2009	SEA 2 vs HOU 1	W	Montero 9 (Jaqua 6) 32; Ianni 1 (Hurtado 2, Ljungberg 5) 46
Game #18	07/25/2009	SEA 0 vs CHI 0	T	
Game #19	08/02/2009	SEA 0 at SJ 4	L	
Game #20	08/08/2009	SEA 0 at RSL 1	L	
Game #21	08/15/2009	SEA 2 at LA 0	W	Zakuani 3 (Evans 2) 22; Montero 10 (Jaqua 7, Vagenas 1) 54
Game #22	08/20/2009	SEA 0 vs NE 1	L	
Game #23	08/23/2009	SEA 1 at HOU 1	T	Jaqua 7 (Zakuani 4, Riley 3) 70
Game #24	08/29/2009	SEA 0 vs TOR 0	T	
Game #25	09/12/2009	SEA 2 at DC 1	W	Zakuani 4 (Vagenas 2) 5; Montero 11 (Riley 4) 84
Game #26	09/19/2009	SEA 0 vs CHV 0	T	
Game #27	09/26/2009	SEA 1 at NE 2	L	Montero 12 (unassisted) 6
Game #28	10/03/2009	SEA 1 at CLB 0	W	Levesque 1 (unassisted) 36
Game #29	10/17/2009	SEA 3 at KC 2	W	Marshall 2 (unassisted) 27; Levesque 2 (Marshall 2, Ljungberg 6) 69; Jaqua 8 (Ljungberg 7) 76
Game #30	10/24/2009	SEA 2 vs DAL 1	W	Jaqua 9 (Montero 7, Ljungberg 8) 61; Evans 3 (Ljungberg 9) 84

SEATTLE SOUNDERS FC – CUP COMPETITIONS – GAME-BY-GAME

#	Player	U.S. OPEN CUP							
		Q1	Q2	3R	QF	SF	F	DC	
		RSL	COL	PORT	KC	HOU	DC		
1	Chris Eyclander	90							
3	Brad Evans								s12
4	Patrick Ianni	90	90	90	90				90
5	Tyson Wahl	90	90	s1	90	84			90
6	Oswaldo Alonso					s55			90
7	James Riley	90	s18	90	90	120	90		90
8	Peter Vagenas				s1	65	90		90
9	Sebastien Le Toux	90	90	66	s19	120	90		90
10	Freddie Ljungberg								90
11	Steve Zakuani	65			71	s59	74		
12	Nathan Sturgis		90	90	89				
13	Jarrod Smith	s25		s11					
14	Tyrone Marshall								120
15	Stephen King	90	90	90	90	120			
16	Evan Brown		s18	90					
17	Fredy Montero			s24	90	120	78		
18	Kasey Keller		90	90	90	120	90		
19	Kevin Forrest		72						90
20	Leo Gonzalez								
20	Zach Scott	90							
21	Nate Jaqua			s10	90	90	120		
22	Ben Dragavon								
23	Sanna Nyassi	72	80	79	78	61			
24	Roger Levesque	90	90	89	s12	s36	s16		
26	Taylor Graham	90							
34	Jhon Kennedy Hurtado		90	90	90	120			

U.S. OPEN CUP

Q1 04/28/2009 SEA 4 vs RSL 1 W Le Toux (penalty kick) 24; Nyassi (Le Toux, Levesque) 26; King (Le Toux, Levesque) 53; Le Toux (Levesque) 55

Q2 05/26/2009 SEA 1 vs COL 0 W Forrest (Levesque, Nyassi) 61

3R 07/01/2009 SEA 2 at PORT 1 W Levesque (Nyassi, King) 1; King (Jaqua) 27

QF 07/08/2009 SEA 1 vs KC 0 W Le Toux (penalty kick) 89

SF 07/21/2009 SEA 2 vs HOU 1 W (OT) Jaqua (Le Toux, Levesque) 89; King (Le Toux, Zakuani) 94

F 09/01/2009 SEA 2 at DC 1 W Montero (Ljungberg) 67; Levesque (Le Toux) 86



# 2009 FINAL MLS STANDINGS & LEADERS

INCLUDES GAMES OF SUNDAY, October 25, 2009

	OVERALL									HOME					ROAD					
	GP	W	L	T	PTS	GF	GA	GD		W	L	T	GF	GA	W	L	T	GF	GA	
<b>EASTERN</b>																				
Columbus	30	13	7	10	49	41	31	10		9	2	4	25	15	4	5	6	16	16	
Chicago	30	11	7	12	45	39	34	5		5	4	6	16	17	6	3	6	23	17	
New England	30	11	10	9	42	33	37	-4		7	4	4	22	16	4	6	5	11	21	
D.C. United	30	9	8	13	40	43	44	-1		7	3	5	19	14	2	5	8	24	30	
Toronto FC	30	10	11	9	39	37	46	-9		8	3	4	20	14	2	8	5	17	32	
Kansas City	30	8	13	9	33	33	42	-9		4	6	5	18	20	4	7	4	15	22	
New York	30	5	19	6	21	27	47	-20		5	6	4	24	20	0	13	2	3	27	
<b>WESTERN</b>																				
Los Angeles	30	12	6	12	48	36	31	5		7	4	4	18	17	5	2	8	18	14	
Houston	30	13	8	9	48	39	29	10		8	1	6	23	13	5	7	3	16	16	
Seattle	30	12	7	11	47	38	29	9		7	2	6	21	10	5	5	5	17	19	
Chivas USA	30	13	11	6	45	34	31	3		9	3	3	25	14	4	8	3	9	17	
Real Salt Lake	30	11	12	7	40	43	35	8		9	1	5	34	11	2	11	2	9	24	
Colorado	30	10	10	10	40	42	38	4		8	2	5	25	10	2	8	5	17	28	
FC Dallas	30	11	13	6	39	50	47	3		8	3	4	28	19	3	10	2	22	28	
San Jose	30	7	14	9	30	36	50	-14		6	5	4	22	21	1	9	5	14	29	

BUDWEISER GOLDEN BOOT				TEAM	GP	GOALS
Jeff Cunningham	DAL	28	17			
Conor Casey	COL	24	16			
Juan Pablo Angel	NY	25	12			
Guillermo Barros Schelotto	CLB	24	12			
Landon Donovan	LA	25	12			
Robbie Findley	RSL	27	12			
Fredy Montero	SEA	27	12			
Dwayne De Rosario	TOR	28	11			
Ryan Johnson	SJ	30	11			
Josh Wolff	KC	27	11			

ASSISTS				TEAM	GP	ASTS
Omar Cummings	COL	28	12			
Brad Davis	HOU	27	12			
Dave van den Bergh	DAL	30	11			
Freddie Ljungberg	SEA	22	9			
Cuauhtemoc Blanco	CHI	21	8			
Jeff Cunningham	DAL	28	8			
Shalrie Joseph	NE	27	8			
Claudio Lopez	KC	29	8			
8 players tied with 7						

GOALKEEPING LEADERS										
	TEAM	GP	MIN	SHTS	SVS	GA	GAA	W-L-T	SHO	
Zach Thornton	CHV	27	2385	106	83	23	0.87	12-9-6	12	
Kasey Keller	SEA	29	2549	104	78	26	0.92	12-5-11	10	
William Hesmer	CLB	19	1710	86	68	18	0.95	9-4-6	7	
Matt Reis	NE	24	2160	137	114	23	0.96	10-8-6	8	
Pat Onstad	HOU	30	2700	118	89	29	0.97	13-8-9	10	
Donovan Ricketts	LA	26	2274	108	82	26	1.03	10-5-10	9	
Jon Busch	CHI	30	2700	137	103	34	1.13	11-7-12	10	
Nick Rimando	RSL	26	2285	102	73	29	1.14	10-10-6	9	
Matt Pickens	COL	19	1710	61	39	22	1.16	9-6-4	7	
Josh Wicks	DC	19	1672	104	78	26	1.40	5-5-8	5	
Kevin Hartman	KC	30	2700	147	105	42	1.40	8-13-9	7	
Stefan Frei	TOR	26	2295	136	98	38	1.49	9-9-7	5	
Dario Sala	DAL	14	1195	63	43	20	1.51	7-5-1	4	
Ray Burse	DAL	17	1503	89	62	27	1.62	4-8-5	1	
Joe Cannon	SJ	28	2520	144	97	47	1.68	6-14-8	3	
Danny Cepero	NY	13	1088	83	62	21	1.74	2-8-3	0	

Minimum: 1000 minutes played

SHOTS				TEAM	GP	SHOTS
Fredy Montero	SEA	27	86			
Omar Cummings	COL	28	82			
Juan Pablo Angel	NY	25	81			
Dwayne De Rosario	TOR	28	80			
Conor Casey	COL	24	73			
Claudio Lopez	KC	29	72			
Jeff Cunningham	DAL	28	71			
Yura Movsisyan	RSL	26	64			
Chris Rolfe	CHI	28	62			
Josh Wolff	KC	27	62			

GAME-WINNING GOALS				TEAM	GP	GWG
Jeff Cunningham	DAL	28	7			
Stuart Holden	HOU	26	5			
Kheli Dube	NE	26	4			
Fredy Montero	SEA	27	4			
11 players tied with 3						
GAME-WINNING ASSISTS				TEAM	GP	GWA
Freddie Ljungberg	SEA	22	5			
Robbie Rogers	CLB	22	4			
11 players tied with 3						

SHOTS ON GOAL				TEAM	GP	SOG
Jeff Cunningham	DAL	28	38			
Juan Pablo Angel	NY	25	37			
Dwayne De Rosario	TOR	28	36			
Ryan Johnson	SJ	30	35			
Claudio Lopez	KC	29	35			
Omar Cummings	COL	28	34			
Fredy Montero	SEA	27	32			
Conor Casey	COL	24	31			
Josh Wolff	KC	27	30			

5 players tied with 29

HAT TRICKS				TEAM	GP	HATS
Conor Casey	COL	24	2			
Jeff Cunningham	DAL	28	1			
Kheli Dube	NE	26	1			
Robbie Findley	RSL	27	1			

MULTI-GOAL GAMES				TEAM	GP	GAMES
Jeff Cunningham	DAL	28	4			
Guillermo Barros Schelotto	CLB	24	3			
Conor Casey	COL	24	3			
Robbie Findley	RSL	27	3			
Josh Wolff	KC	27	3			
Juan Pablo Angel	NY	25	2			
Omar Cummings	COL	28	2			
Amado Guevara	TOR	25	2			
25 players tied with 1						

FOULS COMMITTED	TEAM	GP	FC
Conor Casey	COL	24	62
Atiba Harris	DAL*	26	55
Kei Kamara	KC*	28	53
Rodney Wallace	DC	28	52
Nate Jaqua	SEA	28	47
Fredy Montero	SEA	27	47
Jeff Larentowicz	NE	28	45
Ryan Johnson	SJ	30	43
Macoumba Kandji	NY	23	43
4 players tied with 42			

FOULS SUFFERED	TEAM	GP	FS
Freddie Ljungberg	SEA	22	67
Fredy Montero	SEA	27	62
David Ferreira	DAL	30	58
Javier Morales	RSL	26	55
Santiago Hirsig	KC	26	52
Brad Davis	HOU	27	51
Dax McCarty	DAL	28	49
Macoumba Kandji	NY	23	47
Eddie Gaven	CLB	30	45
Conor Casey	COL	24	41
Omar Cummings	COL	28	41
Robbie Rogers	CLB	22	41

OFFSIDES	TEAM	GP	OFF
Dwayne De Rosario	TOR	28	43
Patrick Nyarko	CHI	30	37
Juan Pablo Angel	NY	25	34
Jeff Cunningham	DAL	28	33
Fredy Montero	SEA	27	33
Ryan Johnson	SJ	30	28
Eduardo Lillingston	CHV	25	28
Josh Wolff	KC	27	28
Maykel Galindo	CHV	23	24
Luciano Emilio	DC	27	23
Alejandro Moreno	CLB	22	23

CORNER KICKS	TEAM	GP	OFF
Claudio Lopez	KC	29	123
Javier Morales	RSL	26	113
Dave van den Bergh	DAL	30	107
Cuauhtemoc Blanco	CHI	21	100
Guillermo Barros Schelotto	CLB	24	97
Amado Guevara	TOR	25	94
Freddie Ljungberg	SEA	22	94
Mehdi Ballouchy	COL	28	67
Brad Davis	HOU	27	66
Carey Talley	CHV	27	60

CAUTIONS (YELLOWS)	TEAM	GP	CAUT
Kyle Beckerman	RSL	25	10
Conor Casey	COL	24	9
Ugo Ihemelu	DAL*	28	9
Wells Thompson	NE	25	9
Jim Brennan	TOR	28	8
Atiba Harris	DAL*	26	8
Jhon Kennedy Hurtado	SEA	27	8
Will Johnson	RSL	26	8
Rodney Wallace	DC	28	8
9 players tied with 7			

EJECTIONS (RED CARDS)	TEAM	GP	EJECT
Carlos Johnson	NY	13	3
Jamison Olave	RSL	25	3
Gregg Berhalter	LA	26	2
Brian Ching	HOU	19	2
Brad Davis	HOU	27	2
Eddie Lewis	LA	27	2
Tyrone Marshall	SEA	26	2
James Riley	SEA	28	2
Marcelo Saragosa	CHV*	17	2
John Thornington	CHI	19	2

GAMES PLAYED	TEAM	GP
14 players tied with 30		

GAMES STARTED	TEAM	GS
Darrius Barnes	NE	30
Nat Borchers	RSL	30
Jon Busch	CHI	30
David Ferreira	DAL	30
Omar Gonzalez	LA	30
Kevin Hartman	KC	30
Pat Onstad	HOU	30
Dave van den Bergh	DAL	30
6 players tied with 29		

MINUTES PLAYED	TEAM	MIN
Darrius Barnes	NE	2700
Jon Busch	CHI	2700
Kevin Hartman	KC	2700
Pat Onstad	HOU	2700
David Ferreira	DAL	2692
Nat Borchers	RSL	2679
Omar Gonzalez	LA	2672
Jordan Harvey	COL	2613
Geoff Cameron	HOU	2610
Drew Moor	COL*	2610

#### CONSECUTIVE GAMES WITH GOALS

#	PLAYER	TM	START	STOP
6	Jeff Cunningham	DAL	09/05/2009	10/07/2009
5	Fredy Montero	SEA	06/13/2009	07/11/2009
4	Conor Casey	COL	09/05/2009	09/23/2009
4	Dwayne De Rosario	TOR	07/18/2009	08/15/2009
3	Brian McBride	CHI	04/11/2009	04/25/2009
3	Guillermo Barros Schelotto	CLB	05/09/2009	05/27/2009
3	Conor Casey	COL	05/16/2009	05/30/2009
3	Omar Cummings	COL	06/06/2009	06/24/2009
3	Jeff Cunningham	DAL	07/24/2009	08/06/2009
3	Jaime Moreno	DC	06/04/2009	07/18/2009
3	Luciano Emilio	DC	03/28/2009	04/11/2009
3	Stuart Holden	HOU	05/30/2009	06/10/2009
3	Josh Wolff	KC	05/06/2009	05/16/2009
3	Landon Donovan	LA	04/25/2009	05/06/2009
3	Landon Donovan	LA	07/16/2009	08/08/2009
3	Ryan Johnson	SJ	05/08/2009	05/27/2009
2	Chris Rolfe	CHI	05/16/2009	05/24/2009
2	Marco Pappa	CHI	06/13/2009	07/04/2009
2	Marco Pappa	CHI	04/05/2009	04/11/2009
2	Chris Rolfe	CHI	08/09/2009	08/16/2009
2	Eduardo Lillingston	CHV	03/29/2009	04/05/2009
2	Eduardo Lillingston	CHV	05/16/2009	05/23/2009
2	Justin Braun	CHV	10/10/2009	10/17/2009
2	Jason Garey	CLB	07/18/2009	07/25/2009
2	Guillermo Barros Schelotto	CLB	03/21/2009	03/28/2009
2	Emmanuel Ekpo	CLB	05/02/2009	05/09/2009
2	Steven Lenhart	CLB	07/18/2009	07/25/2009
2	Guillermo Barros Schelotto	CLB	06/06/2009	06/14/2009
2	Chad Marshall	CLB	06/27/2009	08/01/2009
2	Conor Casey	COL	04/04/2009	04/11/2009
2	Omar Cummings	COL	03/21/2009	03/28/2009
2	Kenny Cooper	DAL	05/31/2009	06/07/2009
2	Dax McCarty	DAL	09/12/2009	09/19/2009
2	David Ferreira	DAL	09/05/2009	09/12/2009
2	Christian Gomez	DC	06/13/2009	06/17/2009
2	Brian Ching	HOU	04/19/2009	05/03/2009
2	Josh Wolff	KC	09/12/2009	09/19/2009
2	Kei Kamara	KC	05/23/2009	05/30/2009
2	Edson Buddle	LA	09/12/2009	09/19/2009
2	Edson Buddle	LA	05/30/2009	06/06/2009
2	Steve Ralston	NE	05/30/2009	06/07/2009
2	Kheli Dube	NE	07/19/2009	07/25/2009
2	Shalrie Joseph	NE	05/23/2009	05/30/2009
2	Dane Richards	NY	08/23/2009	08/30/2009
2	Juan Pablo Angel	NY	07/04/2009	07/16/2009
2	Pablo Campos	RSL	08/26/2009	08/29/2009
2	Yura Movsisyan	RSL	06/06/2009	06/13/2009
2	Jamison Olave	RSL	04/11/2009	04/25/2009
2	Fredy Montero	SEA	03/19/2009	03/28/2009
2	Nate Jaqua	SEA	05/23/2009	05/30/2009
2	Roger Levesque	SEA	10/03/2009	10/17/2009
2	Nate Jaqua	SEA	10/17/2009	10/24/2009
2	Cornell Glen	SJ	07/25/2009	08/02/2009
2	Arturo Alvarez	SJ	05/30/2009	06/07/2009
2	Ryan Johnson	SJ	09/27/2009	10/03/2009
2	Danny Dichio	TOR	06/06/2009	06/13/2009



CONSECUTIVE GAMES WITH ASSISTS

#	PLAYER	TM	START	STOP
6	Brad Davis	HOU	04/19/2009	05/30/2009
3	Cuauhtemoc Blanco	CHI	05/02/2009	05/16/2009
3	Robbie Rogers	CLB	08/01/2009	08/15/2009
3	Mehdi Ballouchy	COL	05/23/2009	06/06/2009
3	Jeff Cunningham	DAL	08/23/2009	09/12/2009
3	Santino Quaranta	DC	05/06/2009	05/16/2009
3	Jack Jewsbury	KC	05/06/2009	05/16/2009
3	Steve Ralston	NE	05/30/2009	06/13/2009
3	Andy Williams	RSL	08/29/2009	09/19/2009
2	Cuauhtemoc Blanco	CHI	04/11/2009	04/18/2009
2	Gerson Mayen	CHV	03/29/2009	04/05/2009
2	Emmanuel Ekpo	CLB	04/05/2009	04/11/2009
2	Guillermo Barros Schelotto	CLB	06/20/2009	06/27/2009
2	Omar Cummings	COL	05/23/2009	05/30/2009
2	Colin Clark	COL	05/23/2009	05/30/2009
2	Jordan Harvey	COL	05/02/2009	05/16/2009
2	Colin Clark	COL	03/28/2009	04/04/2009
2	Omar Cummings	COL	09/05/2009	09/12/2009
2	David Ferreira	DAL	07/24/2009	08/01/2009
2	David Ferreira	DAL	09/19/2009	09/26/2009
2	Dave van den Bergh	DAL	05/23/2009	05/31/2009
2	Atiba Harris	DAL	09/30/2009	10/17/2009
2	Dax McCarty	DAL	10/07/2009	10/17/2009
2	Bryan Namoff	DC	04/26/2009	05/02/2009
2	Luciano Emilio	DC	05/30/2009	06/04/2009
2	Brian Mullan	HOU	06/13/2009	06/20/2009
2	Geoff Cameron	HOU	09/13/2009	09/19/2009
2	David Beckham	LA	09/12/2009	09/19/2009
2	Chris Klein	LA	10/02/2009	10/24/2009
2	Mike Magee	LA	06/20/2009	06/28/2009
2	Shalrie Joseph	NE	03/28/2009	04/04/2009
2	Shalrie Joseph	NE	08/23/2009	08/29/2009
2	Pablo Campos	RSL	06/20/2009	07/03/2009
2	Oswaldo Alonso	SEA	03/19/2009	03/28/2009
2	Nate Jaqua	SEA	06/28/2009	07/11/2009
2	Fredy Montero	SEA	06/13/2009	06/17/2009
2	Freddie Ljungberg	SEA	06/28/2009	07/11/2009
2	Nate Jaqua	SEA	05/10/2009	05/16/2009
2	Freddie Ljungberg	SEA	10/17/2009	10/24/2009
2	Chris Leitch	SJ	04/11/2009	04/18/2009
2	Ramiro Corrales	SJ	08/22/2009	08/29/2009
2	Amado Guevara	TOR	05/02/2009	05/09/2009
2	Dwayne De Rosario	TOR	09/26/2009	10/10/2009
2	Marvell Wynne	TOR	07/18/2009	07/25/2009
2	Sam Cronin	TOR	04/26/2009	05/02/2009

CONSECUTIVE GAMES WITH GOAL OR ASSIST

#	PLAYER	TM	START	STOP
7	Jeff Cunningham	DAL	08/23/2009	10/07/2009
6	Brad Davis	HOU	04/19/2009	05/30/2009
5	Omar Cummings	COL	05/23/2009	06/24/2009
5	Shalrie Joseph	NE	05/23/2009	07/19/2009
5	Fredy Montero	SEA	06/13/2009	07/11/2009
5	Dwayne De Rosario	TOR	07/11/2009	08/15/2009
4	Guillermo Barros Schelotto	CLB	06/06/2009	06/27/2009
4	Conor Casey	COL	05/02/2009	05/30/2009
4	Conor Casey	COL	09/05/2009	09/23/2009
4	David Ferreira	DAL	09/05/2009	09/26/2009
4	Jaime Moreno	DC	04/17/2009	05/09/2009
4	Landon Donovan	LA	04/18/2009	05/06/2009
4	Yura Movsisyan	RSL	06/06/2009	06/27/2009
4	Nate Jaqua	SEA	05/10/2009	05/30/2009
3	Marco Pappa	CHI	03/28/2009	04/11/2009
3	Cuauhtemoc Blanco	CHI	05/02/2009	05/16/2009
3	Brian McBride	CHI	04/11/2009	04/25/2009
3	Guillermo Barros Schelotto	CLB	05/09/2009	05/27/2009
3	Robbie Rogers	CLB	08/01/2009	08/15/2009
3	Omar Cummings	COL	03/21/2009	04/04/2009
3	Mehdi Ballouchy	COL	05/23/2009	06/06/2009
3	Atiba Harris	DAL	09/30/2009	10/24/2009
3	Dax McCarty	DAL	09/12/2009	09/26/2009
3	Dave van den Bergh	DAL	08/23/2009	09/12/2009
3	Jeff Cunningham	DAL	07/24/2009	08/06/2009
3	Santino Quaranta	DC	05/06/2009	05/16/2009
3	Luciano Emilio	DC	03/28/2009	04/11/2009
3	Christian Gomez	DC	07/04/2009	07/25/2009
3	Jaime Moreno	DC	06/04/2009	07/18/2009
3	Stuart Holden	HOU	05/30/2009	06/10/2009
3	Brian Ching	HOU	05/23/2009	06/20/2009
3	Stuart Holden	HOU	04/19/2009	05/09/2009
3	Jack Jewsbury	KC	05/06/2009	05/16/2009
3	Davy Arnaud	KC	03/21/2009	04/11/2009
3	Josh Wolff	KC	05/06/2009	05/16/2009
3	Kei Kamara	KC	05/23/2009	06/05/2009
3	David Beckham	LA	08/29/2009	09/19/2009
3	Landon Donovan	LA	07/16/2009	08/08/2009
3	Shalrie Joseph	NE	03/28/2009	04/17/2009
3	Shalrie Joseph	NE	08/20/2009	08/29/2009
3	Steve Ralston	NE	05/30/2009	06/13/2009
3	Andy Williams	RSL	08/29/2009	09/19/2009
3	Ryan Johnson	SJ	05/08/2009	05/27/2009
3	Danny Dichio	TOR	05/23/2009	06/13/2009
2	Chris Rolfe	CHI	05/16/2009	05/24/2009
2	Marco Pappa	CHI	06/13/2009	07/04/2009
2	Wilman Conde	CHI	07/04/2009	07/18/2009
2	Patrick Nyarko	CHI	03/21/2009	03/28/2009
2	Chris Rolfe	CHI	08/09/2009	08/16/2009
2	Brian McBride	CHI	09/20/2009	09/26/2009
2	Cuauhtemoc Blanco	CHI	05/28/2009	07/04/2009
2	Cuauhtemoc Blanco	CHI	04/11/2009	04/18/2009
2	Eduardo Lillingston	CHV	03/29/2009	04/05/2009
2	Sacha Kljestan	CHV	10/10/2009	10/17/2009
2	Sacha Kljestan	CHV	08/15/2009	08/22/2009
2	Gerson Mayen	CHV	03/29/2009	04/05/2009
2	Justin Braun	CHV	10/10/2009	10/17/2009
2	Maykel Galindo	CHV	08/15/2009	08/22/2009
2	Eduardo Lillingston	CHV	05/16/2009	05/23/2009
2	Chad Marshall	CLB	06/27/2009	08/01/2009

2	Emmanuel Ekpo	CLB	04/05/2009	04/11/2009
2	Jason Garey	CLB	07/18/2009	07/25/2009
2	Alejandro Moreno	CLB	05/27/2009	05/30/2009
2	Steven Lenhart	CLB	07/18/2009	07/25/2009
2	Emmanuel Ekpo	CLB	05/02/2009	05/09/2009
2	Guillermo Barros Schelotto	CLB	04/11/2009	04/25/2009
2	Guillermo Barros Schelotto	CLB	03/21/2009	03/28/2009
2	Colin Clark	COL	04/25/2009	05/02/2009
2	Colin Clark	COL	03/28/2009	04/04/2009
2	Colin Clark	COL	05/23/2009	05/30/2009
2	Omar Cummings	COL	09/05/2009	09/12/2009
2	Omar Cummings	COL	08/08/2009	08/23/2009
2	Conor Casey	COL	04/04/2009	04/11/2009
2	Jordan Harvey	COL	05/02/2009	05/16/2009
2	David Ferreira	DAL	06/20/2009	06/24/2009
2	Kenny Cooper	DAL	05/31/2009	06/07/2009
2	Jeff Cunningham	DAL	05/31/2009	06/07/2009
2	Dax McCarty	DAL	10/07/2009	10/17/2009
2	Dave van den Bergh	DAL	05/23/2009	05/31/2009
2	Dave van den Bergh	DAL	07/24/2009	08/01/2009
2	Eric Avila	DAL	06/13/2009	06/20/2009
2	Jeff Cunningham	DAL	06/24/2009	07/04/2009
2	David Ferreira	DAL	07/24/2009	08/01/2009
2	Kenny Cooper	DAL	06/20/2009	06/24/2009
2	Fred	DC	05/30/2009	06/04/2009
2	Christian Gomez	DC	06/13/2009	06/17/2009
2	Bryan Namoff	DC	04/26/2009	05/02/2009
2	Luciano Emilio	DC	05/30/2009	06/04/2009
2	Rodney Wallace	DC	05/06/2009	05/09/2009
2	Brian Mullan	HOU	06/13/2009	06/20/2009
2	Geoff Cameron	HOU	09/13/2009	09/19/2009
2	Brian Ching	HOU	04/19/2009	05/03/2009
2	Brian Ching	HOU	09/13/2009	09/19/2009
2	Cam Weaver	HOU	06/10/2009	06/13/2009
2	Claudio Lopez	KC	04/18/2009	04/23/2009
2	Josh Wolff	KC	09/12/2009	09/19/2009
2	Eddie Lewis	LA	05/17/2009	05/23/2009
2	Edson Buddle	LA	05/30/2009	06/06/2009
2	Landon Donovan	LA	05/23/2009	05/30/2009
2	Todd Dunivant	LA	06/28/2009	07/04/2009
2	Landon Donovan	LA	03/22/2009	04/04/2009
2	Edson Buddle	LA	09/12/2009	09/19/2009
2	Chris Klein	LA	10/02/2009	10/24/2009
2	Mike Magee	LA	05/06/2009	05/10/2009
2	Mike Magee	LA	06/20/2009	06/28/2009
2	Steve Ralston	NE	04/04/2009	04/17/2009
2	Steve Ralston	NE	07/19/2009	07/25/2009
2	Steve Ralston	NE	08/08/2009	08/20/2009
2	Edgaras Jankauskas	NE	08/20/2009	09/05/2009
2	Kheli Dube	NE	07/19/2009	07/25/2009
2	Dane Richards	NY	08/23/2009	08/30/2009
2	Juan Pablo Angel	NY	06/13/2009	06/20/2009
2	Juan Pablo Angel	NY	07/04/2009	07/16/2009
2	Pablo Campos	RSL	08/26/2009	08/29/2009
2	Jamison Olave	RSL	04/11/2009	04/25/2009
2	Robbie Findley	RSL	04/02/2009	04/11/2009
2	Kyle Beckerman	RSL	04/02/2009	04/11/2009
2	Pablo Campos	RSL	06/20/2009	07/03/2009
2	Nate Jaqua	SEA	10/17/2009	10/24/2009
2	Tyrone Marshall	SEA	04/25/2009	05/02/2009
2	Freddie Ljungberg	SEA	06/28/2009	07/11/2009
2	Nate Jaqua	SEA	06/28/2009	07/11/2009
2	Roger Levesque	SEA	10/03/2009	10/17/2009
2	Steve Zakuani	SEA	03/28/2009	04/04/2009
2	Nate Jaqua	SEA	03/28/2009	04/04/2009
2	Fredy Montero	SEA	03/19/2009	03/28/2009
2	Freddie Ljungberg	SEA	10/17/2009	10/24/2009
2	Oswaldo Alonso	SEA	03/19/2009	03/28/2009
2	Ramiro Corrales	SJ	08/22/2009	08/29/2009
2	Ryan Johnson	SJ	06/13/2009	06/20/2009
2	Arturo Alvarez	SJ	05/30/2009	06/07/2009
2	Chris Leitch	SJ	04/11/2009	04/18/2009
2	Cornell Glen	SJ	07/25/2009	08/02/2009
2	Arturo Alvarez	SJ	07/03/2009	07/11/2009
2	Ryan Johnson	SJ	09/27/2009	10/03/2009
2	Chris Wondolowski	SJ	03/21/2009	03/28/2009
2	Amado Guevara	TOR	05/02/2009	05/09/2009
2	Amado Guevara	TOR	04/19/2009	04/22/2009
2	Sam Cronin	TOR	04/26/2009	05/02/2009
2	Dwayne De Rosario	TOR	09/26/2009	10/10/2009
2	Marvell Wynne	TOR	07/18/2009	07/25/2009
2	Adrian Serieux	TOR	04/11/2009	04/19/2009

GOALKEEPER WINS	TEAM	GP	WON
Pat Onstad	HOU	30	13
Kasey Keller	SEA	29	12
Zach Thornton	CHV	27	12
Jon Busch	CHI	30	11
Matt Reis	NE	24	10
Donovan Ricketts	LA	26	10
Nick Rimando	RSL	26	10
Stefan Frei	TOR	26	9
William Hesmer	CLB	19	9
Matt Pickens	COL	19	9

SAVES	TEAM	GP	SVS
Matt Reis	NE	24	114
Kevin Hartman	KC	30	105
Jon Busch	CHI	30	103
Stefan Frei	TOR	26	98
Joe Cannon	SJ	28	97
Pat Onstad	HOU	30	89
Zach Thornton	CHV	27	83
Donovan Ricketts	LA	26	82
Kasey Keller	SEA	29	78
Josh Wicks	DC	19	78

GOALKEEPER LOSSES	TEAM	GP	LOST
Joe Cannon	SJ	28	14
Kevin Hartman	KC	30	13
Nick Rimando	RSL	26	10
Stefan Frei	TOR	26	9
Zach Thornton	CHV	27	9
Ray Burse	DAL	17	8
Danny Cepero	NY	13	8
Pat Onstad	HOU	30	8
Matt Reis	NE	24	8
Jon Busch	CHI	30	7
Jon Conway	CHV*	9	7

SHUTOUTS	TEAM	GP	SHO
Zach Thornton	CHV	27	12
Jon Busch	CHI	30	10
Kasey Keller	SEA	29	10
Pat Onstad	HOU	30	10
Donovan Ricketts	LA	26	9
Nick Rimando	RSL	26	9
Matt Reis	NE	24	8
Kevin Hartman	KC	30	7
William Hesmer	CLB	19	7
Matt Pickens	COL	19	7

MINUTES PLAYED IN GOAL	TEAM	MIN
Jon Busch	CHI	2700
Kevin Hartman	KC	2700
Pat Onstad	HOU	2700
Kasey Keller	SEA	2549
Joe Cannon	SJ	2520
Zach Thornton	CHV	2385
Stefan Frei	TOR	2295
Nick Rimando	RSL	2285
Donovan Ricketts	LA	2274
Matt Reis	NE	2160

SAVES PERCENTAGE	TEAM	GP	SAVES	SOG	PCT
Matt Reis	NE	24	114	140	81.4
William Hesmer	CLB	19	68	86	79.1
Jon Busch	CHI	30	103	136	75.7
Josh Wicks	DC	19	78	104	75.0
Zach Thornton	CHV	27	83	111	74.8
Pat Onstad	HOU	30	89	121	73.6
Donovan Ricketts	LA	26	82	112	73.2
Danny Cepero	NY	13	62	85	72.9
Kasey Keller	SEA	29	78	108	72.2
Stefan Frei	TOR	26	98	141	69.5
Minimum: 40 saves					

#### LONGEST SHUTOUT STREAKS (MINUTES)

PLAYER	MIN	START	END
Pat Onstad, HOU	491	4/04/2009	5/16/2009
Kasey Keller, SEA	457	3/19/2009	5/02/2009
Zach Thornton, CHV	401	4/22/2009	5/16/2009
Jon Busch, CHI	395	7/04/2009	8/09/2009
William Hesmer, CLB	391	7/25/2009	9/13/2009
Matt Reis, NE	386	7/04/2009	8/01/2009
Pat Onstad, HOU	373	5/23/2009	6/13/2009
Donovan Ricketts, LA	308	8/15/2009	9/12/2009
Donovan Ricketts, LA	301	9/26/2009	current
Zach Thornton, CHV	269	4/05/2009	4/22/2009

#### TEAM ATTENDANCE REPORT

	DATES	HOME GAMES		DATES	ROAD GAMES	
		TOTAL	AVERAGE		TOTAL	AVERAGE
Chicago Fire	15	220,331	14,689	15	265,887	17,726
Chivas USA	15	226,375	15,092	15	248,459	16,564
Colorado Rapids	15	184,963	12,331	15	236,908	15,794
Columbus Crew	15	216,699	14,447	15	271,874	18,125
FC Dallas	15	186,612	12,441	15	227,434	15,162
D.C. United	15	241,322	16,088	15	216,852	14,457
Houston Dynamo	15	255,712	17,047	15	212,395	14,160
Kansas City Wizards	15	150,802	10,053	15	225,771	15,051
Los Angeles Galaxy	15	306,240	20,416	15	298,444	19,896
New England Revolution	15	205,977	13,732	15	268,590	17,906
New York Red Bulls	15	187,359	12,491	15	245,896	16,393
Real Salt Lake	15	245,628	16,375	15	217,705	14,514
San Jose Earthquakes	15	211,717	14,114	15	219,425	14,628
Seattle Sounders FC	15	463,455	30,897	15	220,011	14,667
Toronto FC	15	305,167	20,344	15	232,708	15,514
MLS Totals	225	3,608,359	16,037	225	3,608,359	16,037

GOAL-SCORING TOTALS

TEAM	OVERALL	GOALS FOR		GOALS AGAINST	
	RECORD	TOTAL	AVG	TOTAL	AVG
FC Dallas	11-13-6	50	1.67	47	1.57 (13th)
D.C. United	9-8-13	43	1.43	44	1.47 (11th)
Real Salt Lake	11-12-7	43	1.43	35	1.17 (7th)
Colorado Rapids	10-10-10	42	1.40	38	1.27 (9th)
Columbus Crew	13-7-10	41	1.37	31	1.03 (3d)
Chicago Fire	11-7-12	39	1.30	34	1.13 (6th)
Houston Dynamo	13-8-9	39	1.30	29	0.97 (1st)
Seattle Sounders FC	12-7-11	38	1.27	29	0.97 (1st)
Toronto FC	10-11-9	37	1.23	46	1.53 (12th)
Los Angeles Galaxy	12-6-12	36	1.20	31	1.03 (3d)
San Jose Earthquakes	7-14-9	36	1.20	50	1.67 (15th)
Chivas USA	13-11-6	34	1.13	31	1.03 (3d)
Kansas City Wizards	8-13-9	33	1.10	42	1.40 (10th)
New England Revolution	11-10-9	33	1.10	37	1.23 (8th)
New York Red Bulls	5-19-6	27	0.90	47	1.57 (13th)
		571	2.54 goals per game		

TEAM TOTALS	GP	G	A	SHT	SOG	PG	PA	BK	FC	FS	OFF	CK	C
Chicago Fire	30	39	36	356	150	4	5	0	251	346	70	183	46
Chivas USA	30	34	29	309	135	3	4	6	412	290	94	129	63
Colorado Rapids	30	42	39	360	138	5	8	4	330	295	66	134	55
Columbus Crew	30	41	33	333	138	4	5	4	354	351	88	144	57
FC Dallas	30	50	49	376	164	3	5	6	299	345	74	146	52
D.C. United	30	43	35	341	149	8	8	4	356	295	74	127	66
Houston Dynamo	30	39	48	301	137	2	3	3	354	358	90	144	55
Kansas City Wizards	30	33	29	373	155	2	2	6	338	315	76	157	57
Los Angeles Galaxy	30	36	35	314	137	3	3	5	389	319	50	138	49
New England Revolution	30	33	31	290	133	5	5	6	326	355	63	118	50
New York Red Bulls	30	27	20	338	134	3	4	8	358	299	74	135	45
Real Salt Lake	30	43	43	423	184	2	2	8	370	285	64	160	69
San Jose Earthquakes	30	36	36	311	141	5	5	8	341	310	68	157	61
Seattle Sounders FC	30	38	46	322	126	0	2	7	353	369	91	167	59
Toronto FC	30	37	37	337	142	0	2	6	328	264	102	129	57

TEAM RANKS	G	A	SHT	SOG	BLK	FC	FS	OFF	CK	C
Chicago Fire	6	7	5	4	15	15	5	10	1	14
Chivas USA	12	13	13	12	5	1	13	2	12	3
Colorado Rapids	4	5	4	8	11	11	11	12	11	9
Columbus Crew	5	11	9	8	11	6	4	5	7	6
FC Dallas	1	1	2	2	5	14	6	7	6	11
D.C. United	2	9	6	5	11	5	11	7	14	2
Houston Dynamo	6	2	14	10	14	6	2	4	7	9
Kansas City Wizards	13	13	3	3	5	10	8	6	4	6
Los Angeles Galaxy	10	9	11	10	10	2	7	15	9	13
New England Revolution	13	12	15	14	5	13	3	14	15	12
New York Red Bulls	15	15	7	13	1	4	10	7	10	15
Real Salt Lake	2	4	1	1	1	3	14	13	3	1
San Jose Earthquakes	10	7	12	7	1	9	9	11	4	4
Seattle Sounders FC	8	3	10	15	4	8	1	3	2	5
Toronto FC	9	6	8	6	5	12	15	1	12	6

TEAM vs TEAM RECORDS

TEAM	vs CHI	vs CHV	vs COL	vs CLB	vs DAL	vs DC	vs HOU	vs KC	vs LA	vs NE	vs NY	vs RSL	vs SJ	vs SEA	vs TOR
Chicago Fire	---	2-0-0	2-0-0	0-0-3	1-1-0	0-2-1	0-2-0	1-0-1	0-2-0	0-0-2	2-0-0	1-0-1	1-0-1	0-0-2	1-0-1
Chivas USA	0-2-0	---	1-1-0	1-1-0	2-0-0	1-0-1	0-2-0	1-0-1	1-1-0	1-0-1	1-0-1	1-1-0	1-0-1	2-0-1	1-1-0
Colorado Rapids	0-2-0	1-1-0	---	0-1-1	1-1-1	1-1-0	1-1-0	1-0-1	1-0-1	0-0-2	2-0-0	1-1-1	0-0-2	0-1-1	1-1-0
Columbus Crew	0-0-3	1-1-0	1-0-1	---	1-1-0	0-1-1	1-0-1	2-0-0	1-0-1	1-1-0	1-1-0	2-0-0	0-1-1	2-0-0	1-0-2
FC Dallas	1-1-0	0-2-0	1-1-1	1-1-0	---	0-1-1	1-2-0	1-1-0	1-0-1	1-1-0	1-1-0	1-1-0	1-0-1	0-1-1	1-0-1
D.C. United	2-0-1	0-1-1	1-1-0	1-0-1	1-0-1	---	1-1-0	1-0-2	0-0-2	0-1-1	2-0-0	0-1-1	0-1-1	0-1-1	0-1-1
Houston Dynamo	2-0-0	2-0-0	1-1-0	0-1-1	2-1-0	1-1-0	---	1-0-1	0-1-1	1-1-0	0-0-2	1-0-2	1-1-0	0-1-1	1-0-1
Kansas City Wizards	0-1-1	0-1-1	0-1-1	0-2-0	1-1-0	0-1-2	0-1-1	---	0-0-2	2-0-1	2-0-0	1-1-0	1-1-0	1-1-0	0-2-0
Los Angeles Galaxy	2-0-0	2-0-1	0-1-1	0-1-1	0-1-1	0-0-2	1-0-1	0-0-2	---	2-0-0	2-0-0	0-1-1	1-1-1	0-1-1	2-0-0
New England Revolution	0-0-2	1-1-0	0-0-2	1-1-0	1-1-0	1-0-1	1-1-0	0-2-1	0-2-0	---	1-0-2	1-1-0	2-0-0	2-0-0	0-1-1
New York Red Bulls	0-2-0	0-1-1	0-2-0	1-1-0	1-1-0	0-2-0	0-0-2	0-2-0	0-2-0	0-1-2	---	1-1-0	1-1-0	0-1-1	1-2-0
Real Salt Lake	0-1-1	1-1-0	1-1-1	1-1-0	1-1-0	1-0-1	0-1-2	1-1-0	1-0-1	1-1-0	1-1-0	---	0-1-1	1-1-0	1-1-0
San Jose Earthquakes	0-1-1	0-1-1	0-0-2	0-2-0	0-1-1	1-0-1	1-1-0	1-1-0	1-1-1	0-2-0	1-1-0	1-0-1	---	1-2-0	0-1-1
Seattle Sounders FC	0-0-2	0-2-1	1-0-1	1-0-1	1-0-1	1-0-1	1-0-1	1-1-0	1-0-1	0-2-0	1-0-1	1-1-0	2-1-0	---	1-0-1
Toronto FC	0-1-1	1-1-0	1-1-0	0-1-2	0-1-1	1-0-1	0-1-1	2-0-0	0-2-0	1-0-1	2-1-0	1-1-0	1-0-1	0-1-1	---

TEAM vs TEAM AGGREGATE GOALS

TEAM	vs CHI	vs CHV	vs COL	vs CLB	vs DAL	vs DC	vs HOU	vs KC	vs LA	vs NE	vs NY	vs RSL	vs SJ	vs SEA	vs TOR
Chicago Fire	---	4-2	5-3	4-4	3-4	2-4	2-4	4-2	0-3	1-1	2-0	2-1	5-3	1-1	4-2
Chivas USA	2-4	---	2-5	3-3	4-0	4-2	2-4	3-1	0-2	2-2	3-1	1-4	3-2	3-0	2-1
Colorado Rapids	3-5	5-2	---	1-2	3-3	4-3	1-1	2-1	4-3	2-2	7-2	3-4	2-2	2-5	3-3
Columbus Crew	4-4	3-3	2-1	---	3-2	1-2	3-2	5-2	3-1	1-1	1-1	4-5	5-1	1-2	5-4
FC Dallas	4-3	0-4	3-3	2-3	---	3-4	2-4	8-3	7-4	2-2	4-4	5-4	4-3	2-3	4-3
D.C. United	4-2	2-4	3-4	2-1	4-3	---	4-4	4-3	2-2	2-3	5-2	1-2	3-4	4-5	3-5
Houston Dynamo	4-2	4-2	1-1	2-3	4-2	4-4	---	2-1	0-1	2-1	1-1	4-3	5-4	2-3	4-1
Kansas City Wizards	2-4	1-3	1-2	2-5	3-8	3-4	1-2	---	2-2	7-3	2-0	2-1	2-1	3-3	2-4
Los Angeles Galaxy	3-0	2-0	3-4	1-3	4-7	2-2	1-0	2-2	---	3-1	4-1	2-4	4-3	1-3	4-1
New England Revolution	1-1	2-2	2-2	1-1	2-2	3-2	1-2	3-7	1-3	---	6-2	3-7	3-1	3-1	2-4
New York Red Bulls	0-2	1-3	2-7	1-1	4-4	2-5	1-1	0-2	1-4	2-6	---	2-2	4-2	1-4	6-4
Real Salt Lake	1-2	4-1	4-3	5-4	4-5	2-1	3-4	1-2	4-2	7-3	2-2	---	2-3	1-2	3-1
San Jose Earthquakes	3-5	2-3	2-2	1-5	3-4	4-3	4-5	1-2	3-4	1-3	2-4	3-2	---	5-4	2-4
Seattle Sounders FC	1-1	0-3	5-2	2-1	3-2	5-4	3-2	3-3	3-1	1-3	4-1	2-1	4-5	---	2-0
Toronto FC	2-4	1-2	3-3	4-5	3-4	5-3	1-4	4-2	1-4	4-2	4-6	1-3	4-2	0-2	---

TEAM GOALS SCORED INTERVALS	GP	G	1-15	16-30	31-45	46-60	61-75	76-90	OT
FC Dallas	30	50	9	9	9	3	6	14	0
Real Salt Lake	30	43	3	5	5	5	7	18	0
D.C. United	30	43	4	6	9	7	6	11	0
Colorado Rapids	30	42	8	4	2	14	5	9	0
Columbus Crew	30	41	3	6	11	7	5	9	0
Chicago Fire	30	39	4	3	9	6	3	14	0
Houston Dynamo	30	39	7	10	9	5	3	5	0
Seattle Sounders FC	30	38	4	8	8	7	7	4	0
Toronto FC	30	37	4	4	7	10	10	2	0
San Jose Earthquakes	30	36	5	4	6	7	8	6	0
Los Angeles Galaxy	30	36	5	6	8	3	1	13	0
Chivas USA	30	34	3	3	7	9	7	5	0
New England Revolution	30	33	3	5	1	8	6	10	0
Kansas City Wizards	30	33	4	6	2	6	4	11	0
New York Red Bulls	30	27	5	2	6	2	7	5	0

TEAM GOALS ALLOWED INTERVALS	GP	G	1-15	16-30	31-45	46-60	61-75	76-90	OT
Houston Dynamo	30	29	0	5	5	9	4	6	0
Seattle Sounders FC	30	29	4	2	7	6	4	6	0
Chivas USA	30	31	2	7	5	3	4	10	0
Columbus Crew	30	31	2	4	5	5	4	11	0
Los Angeles Galaxy	30	31	5	4	4	6	4	8	0
Chicago Fire	30	34	7	5	7	6	3	6	0
Real Salt Lake	30	35	8	6	3	6	4	8	0
New England Revolution	30	37	6	4	8	5	6	8	0
Colorado Rapids	30	38	3	7	7	6	10	5	0
Kansas City Wizards	30	42	3	7	7	4	11	10	0
D.C. United	30	44	3	5	11	11	7	7	0
Toronto FC	30	46	7	6	7	7	3	16	0
New York Red Bulls	30	47	9	7	11	6	6	8	0
FC Dallas	30	47	5	5	6	9	8	14	0
San Jose Earthquakes	30	50	7	7	6	10	7	13	0

### CONSECUTIVE MINUTES WITHOUT SCORING A GOAL

TEAM	MIN	START	END
Kansas City Wizards	427	7/25/2009	9/05/2009
Real Salt Lake	350	5/09/2009	5/30/2009
Seattle Sounders FC	336	7/11/2009	8/15/2009
Chivas USA	335	6/14/2009	8/15/2009
New England Revolution	320	10/03/2009	10/25/2009
Toronto FC	313	8/15/2009	9/12/2009
San Jose Earthquakes	310	4/18/2009	5/08/2009
New England Revolution	303	6/13/2009	7/19/2009
New York Red Bulls	273	6/20/2009	7/04/2009
New England Revolution	269	4/17/2009	5/09/2009

### CONSECUTIVE MINUTES WITHOUT ALLOWING A GOAL

TEAM	MIN	START	END
Houston Dynamo	491	4/04/2009	5/16/2009
Chivas USA	401	4/22/2009	5/16/2009
Chicago Fire	395	7/04/2009	8/09/2009
Los Angeles Galaxy	393	6/20/2009	7/16/2009
New England Revolution	386	7/04/2009	8/01/2009
Columbus Crew	374	7/25/2009	8/30/2009
Houston Dynamo	373	5/23/2009	6/13/2009
Seattle Sounders FC	350	3/19/2009	4/11/2009
Los Angeles Galaxy	313	8/15/2009	9/12/2009
Los Angeles Galaxy	301	9/26/2009	current

### HOME GOAL-SCORING TOTALS

TEAM	W	L	T	GF	AVG	GA	AVG
Real Salt Lake	9	1	5	34	2.27	11	0.73
FC Dallas	8	3	4	28	1.87	19	1.27
Chivas USA	9	3	3	25	1.67	14	0.93
Colorado Rapids	8	2	5	25	1.67	10	0.67
Columbus Crew	9	2	4	25	1.67	15	1.00
New York Red Bulls	5	6	4	24	1.60	20	1.33
Houston Dynamo	8	1	6	23	1.53	13	0.87
San Jose Earthquakes	6	5	4	22	1.47	21	1.40
New England Revolution	7	4	4	22	1.47	16	1.07
Seattle Sounders FC	7	2	6	21	1.40	10	0.67
Toronto FC	8	3	4	20	1.33	14	0.93
D.C. United	7	3	5	19	1.27	14	0.93
Los Angeles Galaxy	7	4	4	18	1.20	17	1.13
Kansas City Wizards	4	6	5	18	1.20	20	1.33
Chicago Fire	5	4	6	16	1.07	17	1.13

### ROAD GOAL-SCORING TOTALS

TEAM	W	L	T	GF	AVG	GA	AVG
D.C. United	2	5	8	24	1.60	30	2.00
Chicago Fire	6	3	6	23	1.53	17	1.13
FC Dallas	3	10	2	22	1.47	28	1.87
Los Angeles Galaxy	5	2	8	18	1.20	14	0.93
Toronto FC	2	8	5	17	1.13	32	2.13
Seattle Sounders FC	5	5	5	17	1.13	19	1.27
Colorado Rapids	2	8	5	17	1.13	28	1.87
Columbus Crew	4	5	6	16	1.07	16	1.07
Houston Dynamo	5	7	3	16	1.07	16	1.07
Kansas City Wizards	4	7	4	15	1.00	22	1.47
San Jose Earthquakes	1	9	5	14	0.93	29	1.93
New England Revolution	4	6	5	11	0.73	21	1.40
Real Salt Lake	2	11	2	9	0.60	24	1.60
Chivas USA	4	8	3	9	0.60	17	1.13
New York Red Bulls	0	13	2	3	0.20	27	1.80

### FIRST-HALF GOAL-SCORING TOTALS

TEAM	W	L	T	GF	AVG	GA	AVG
FC Dallas	11	13	6	27	0.90	16	0.53
Houston Dynamo	13	8	9	26	0.87	10	0.33
Seattle Sounders FC	12	7	11	20	0.67	13	0.43
Columbus Crew	13	7	10	20	0.67	11	0.37
Los Angeles Galaxy	12	6	12	19	0.63	13	0.43
D.C. United	9	8	13	19	0.63	19	0.63
Chicago Fire	11	7	12	16	0.53	19	0.63
San Jose Earthquakes	7	14	9	15	0.50	20	0.67
Toronto FC	10	11	9	15	0.50	20	0.67
Colorado Rapids	10	10	10	14	0.47	17	0.57
Chivas USA	13	11	6	13	0.43	14	0.47
Real Salt Lake	11	12	7	13	0.43	17	0.57
New York Red Bulls	5	19	6	13	0.43	27	0.90
Kansas City Wizards	8	13	9	12	0.40	17	0.57
New England Revolution	11	10	9	9	0.30	18	0.60

### SECOND-HALF GOAL-SCORING TOTALS

TEAM	W	L	T	GF	AVG	GA	AVG
Real Salt Lake	11	12	7	30	1.00	18	0.60
Colorado Rapids	10	10	10	28	0.93	21	0.70
New England Revolution	11	10	9	24	0.80	19	0.63
D.C. United	9	8	13	24	0.80	25	0.83
Chicago Fire	11	7	12	23	0.77	15	0.50
FC Dallas	11	13	6	23	0.77	31	1.03
Toronto FC	10	11	9	22	0.73	26	0.87
San Jose Earthquakes	7	14	9	21	0.70	30	1.00
Kansas City Wizards	8	13	9	21	0.70	25	0.83
Columbus Crew	13	7	10	21	0.70	20	0.67
Chivas USA	13	11	6	21	0.70	17	0.57
Seattle Sounders FC	12	7	11	18	0.60	16	0.53
Los Angeles Galaxy	12	6	12	17	0.57	18	0.60
New York Red Bulls	5	19	6	14	0.47	20	0.67
Houston Dynamo	13	8	9	13	0.43	19	0.63

### TEAM TOTAL SHOTS

TEAM	W	L	T	1st	2nd	TOT
Real Salt Lake	11	12	7	186	237	423
FC Dallas	11	13	6	181	195	376
Kansas City Wizards	8	13	9	165	208	373
Colorado Rapids	10	10	10	174	186	360
Chicago Fire	11	7	12	154	202	356
D.C. United	9	8	13	162	179	341
New York Red Bulls	5	19	6	150	188	338
Toronto FC	10	11	9	160	177	337
Columbus Crew	13	7	10	162	171	333
Seattle Sounders FC	12	7	11	145	177	322
Los Angeles Galaxy	12	6	12	160	154	314
San Jose Earthquakes	7	14	9	147	164	311
Chivas USA	13	11	6	146	163	309
Houston Dynamo	13	8	9	152	149	301
New England Revolution	11	10	9	142	148	290

### TEAM TOTAL SHOTS AGAINST

TEAM	W	L	T	1st	2nd	TOT
Houston Dynamo	13	8	9	138	136	274
Colorado Rapids	10	10	10	146	144	290
Seattle Sounders FC	12	7	11	141	166	307
Real Salt Lake	11	12	7	152	159	311
Los Angeles Galaxy	12	6	12	144	167	311
Chivas USA	13	11	6	152	178	330
Columbus Crew	13	7	10	147	185	332
Chicago Fire	11	7	12	153	183	336
Toronto FC	10	11	9	155	188	343
Kansas City Wizards	8	13	9	162	186	348
D.C. United	9	8	13	153	208	361
FC Dallas	11	13	6	175	192	367
San Jose Earthquakes	7	14	9	179	195	374
New York Red Bulls	5	19	6	183	191	374
New England Revolution	11	10	9	206	220	426

### RECORD WHEN SCORING FIRST GOAL

TEAM	W	L	T	PCT
Los Angeles Galaxy	12	0	1	.962
Real Salt Lake	9	0	3	.875
New York Red Bulls	5	0	2	.857
Kansas City Wizards	8	0	4	.833
Houston Dynamo	13	1	4	.833
Toronto FC	9	0	5	.821
Seattle Sounders FC	10	1	3	.821
Chicago Fire	8	0	5	.808
Chivas USA	12	2	3	.794
New England Revolution	8	1	3	.792
Columbus Crew	11	1	6	.778
Colorado Rapids	10	3	2	.733
San Jose Earthquakes	6	1	5	.708
FC Dallas	10	5	3	.639
D.C. United	7	3	7	.618

RECORD WHEN ALLOWING FIRST GOAL

TEAM	W	L	T	PCT
D.C. United	2	5	4	.364
Chicago Fire	3	7	4	.357
Seattle Sounders FC	2	6	5	.346
Columbus Crew	2	6	3	.318
New England Revolution	3	9	4	.313
Los Angeles Galaxy	0	6	8	.286
Colorado Rapids	0	7	7	.250
FC Dallas	1	8	3	.208
Real Salt Lake	2	12	2	.188
San Jose Earthquakes	1	13	4	.167
Toronto FC	1	11	3	.167
Chivas USA	1	9	1	.136
Houston Dynamo	0	7	2	.111
Kansas City Wizards	0	13	3	.094
New York Red Bulls	0	19	3	.068

RECORD WHEN LEADING AT THE HALF

TEAM	W	L	T	PCT
Los Angeles Galaxy	11	0	0	1.000
Kansas City Wizards	6	0	1	.929
Houston Dynamo	12	0	2	.929
New York Red Bulls	4	0	1	.900
Real Salt Lake	6	0	2	.875
Seattle Sounders FC	10	1	1	.875
Toronto FC	6	0	3	.833
New England Revolution	3	0	2	.800
San Jose Earthquakes	4	0	3	.786
Columbus Crew	9	1	4	.786
Chicago Fire	4	0	4	.750
Chivas USA	6	2	1	.722
Colorado Rapids	4	2	0	.667
D.C. United	6	2	6	.643
FC Dallas	7	4	2	.615

RECORD WHEN TRAILING AT THE HALF

TEAM	W	L	T	PCT
D.C. United	2	5	3	.350
New England Revolution	3	7	3	.346
Columbus Crew	1	3	2	.333
FC Dallas	1	3	1	.300
Seattle Sounders FC	1	4	2	.286
Chicago Fire	1	7	3	.227
San Jose Earthquakes	1	6	2	.222
Los Angeles Galaxy	0	4	3	.214
Colorado Rapids	0	7	4	.182
Houston Dynamo	0	4	2	.167
Real Salt Lake	1	8	1	.150
Chivas USA	1	6	0	.143
Kansas City Wizards	0	9	3	.125
Toronto FC	0	8	2	.100
New York Red Bulls	0	17	1	.028

TEAM WINNING STREAK LEADERS

TEAM	#	START	STOP
Chicago Fire	3	05/16/2009	05/28/2009
Chivas USA	3	03/21/2009	04/05/2009
Chivas USA	3	04/25/2009	05/09/2009
Chivas USA	2	08/15/2009	08/22/2009
Chivas USA	2	10/03/2009	10/10/2009
Colorado Rapids	2	03/28/2009	04/04/2009
Colorado Rapids	2	08/30/2009	09/05/2009
Columbus Crew	2	06/06/2009	06/14/2009
Columbus Crew	5	07/18/2009	08/15/2009
FC Dallas	2	08/01/2009	08/06/2009
FC Dallas	4	09/26/2009	10/17/2009
D.C. United	2	04/26/2009	05/02/2009
D.C. United	2	06/04/2009	06/13/2009
Houston Dynamo	3	04/19/2009	05/09/2009
Houston Dynamo	5	05/23/2009	06/13/2009
Kansas City Wizards	2	04/05/2009	04/11/2009
Kansas City Wizards	2	09/12/2009	09/19/2009
Los Angeles Galaxy	4	06/28/2009	07/16/2009
New England Revolution	2	05/30/2009	06/07/2009
New England Revolution	2	07/19/2009	07/25/2009
New England Revolution	3	08/20/2009	08/29/2009
New York Red Bulls	2	08/23/2009	08/30/2009
Real Salt Lake	2	04/02/2009	04/11/2009
Real Salt Lake	2	08/26/2009	08/29/2009
San Jose Earthquakes	2	09/27/2009	10/03/2009
Seattle Sounders FC	3	03/19/2009	04/04/2009
Seattle Sounders FC	2	06/28/2009	07/11/2009
Seattle Sounders FC	3	10/03/2009	
Toronto FC	2	04/22/2009	04/26/2009
Toronto FC	2	06/13/2009	06/24/2009

TEAM UNDEFEATED STREAK LEADERS

TEAM	#	START	STOP
Chicago Fire	11	03/21/2009	05/28/2009
Chicago Fire	5	07/04/2009	08/01/2009
Chicago Fire	3	09/12/2009	09/26/2009
Chicago Fire	2	10/17/2009	
Chivas USA	5	03/21/2009	04/18/2009
Chivas USA	5	04/25/2009	05/23/2009
Chivas USA	2	08/15/2009	08/22/2009
Chivas USA	6	09/13/2009	10/17/2009
Colorado Rapids	3	03/28/2009	04/11/2009
Colorado Rapids	8	04/25/2009	06/24/2009
Colorado Rapids	2	08/30/2009	09/05/2009
Colorado Rapids	4	09/18/2009	10/03/2009
Columbus Crew	2	03/21/2009	03/28/2009
Columbus Crew	9	04/11/2009	06/14/2009
Columbus Crew	8	06/27/2009	08/15/2009
Columbus Crew	3	09/13/2009	09/26/2009
FC Dallas	2	04/11/2009	04/19/2009
FC Dallas	4	05/16/2009	06/07/2009
FC Dallas	3	06/20/2009	07/04/2009
FC Dallas	2	08/01/2009	08/06/2009
FC Dallas	2	09/05/2009	09/12/2009
FC Dallas	4	09/26/2009	10/17/2009
D.C. United	3	03/22/2009	04/04/2009
D.C. United	7	04/17/2009	05/23/2009
D.C. United	3	06/04/2009	06/17/2009
D.C. United	3	07/04/2009	07/25/2009
D.C. United	4	08/22/2009	09/09/2009
D.C. United	2	10/17/2009	
Houston Dynamo	11	04/11/2009	06/20/2009
Houston Dynamo	3	08/09/2009	08/23/2009
Houston Dynamo	4	09/19/2009	
Kansas City Wizards	4	04/05/2009	04/23/2009
Kansas City Wizards	3	05/16/2009	05/30/2009
Kansas City Wizards	2	07/11/2009	07/25/2009
Kansas City Wizards	4	09/12/2009	10/04/2009
Los Angeles Galaxy	10	04/11/2009	06/06/2009
Los Angeles Galaxy	6	06/28/2009	08/08/2009
Los Angeles Galaxy	3	08/19/2009	08/29/2009
Los Angeles Galaxy	3	10/02/2009	
New England Revolution	4	03/21/2009	04/17/2009
New England Revolution	2	05/09/2009	05/16/2009
New England Revolution	2	05/30/2009	06/07/2009
New England Revolution	4	07/11/2009	08/01/2009
New England Revolution	3	08/20/2009	08/29/2009
New England Revolution	2	09/18/2009	09/26/2009
New England Revolution	2	10/17/2009	
New York Red Bulls	2	04/11/2009	04/18/2009
New York Red Bulls	2	05/08/2009	05/16/2009
New York Red Bulls	2	08/23/2009	08/30/2009
New York Red Bulls	2	09/18/2009	09/26/2009
Real Salt Lake	2	04/02/2009	04/11/2009
Real Salt Lake	5	06/06/2009	07/03/2009
Real Salt Lake	2	08/08/2009	08/15/2009
Real Salt Lake	3	08/26/2009	09/12/2009
San Jose Earthquakes	2	04/11/2009	04/18/2009
San Jose Earthquakes	2	05/30/2009	06/07/2009
San Jose Earthquakes	2	06/20/2009	07/03/2009
San Jose Earthquakes	2	07/25/2009	08/02/2009
San Jose Earthquakes	4	09/18/2009	10/03/2009
San Jose Earthquakes	2	10/10/2009	10/17/2009
Seattle Sounders FC	3	03/19/2009	04/04/2009
Seattle Sounders FC	6	04/25/2009	05/30/2009
Seattle Sounders FC	6	06/13/2009	07/25/2009
Seattle Sounders FC	4	08/23/2009	09/19/2009
Seattle Sounders FC	3	10/03/2009	
Toronto FC	2	03/21/2009	03/28/2009
Toronto FC	4	04/22/2009	05/09/2009
Toronto FC	2	06/13/2009	06/24/2009
Toronto FC	2	07/11/2009	07/18/2009
Toronto FC	2	08/01/2009	08/15/2009
Toronto FC	3	09/26/2009	10/17/2009

TEAM HOME LOSING STREAK LEADERS

TEAM	#	START	STOP
Chicago Fire	2	05/31/2009	06/05/2009
Columbus Crew	2	10/03/2009	
FC Dallas	2	03/21/2009	03/29/2009
D.C. United	3	09/12/2009	10/03/2009
Kansas City Wizards	2	08/16/2009	08/29/2009
New York Red Bulls	2	05/24/2009	05/30/2009
New York Red Bulls	2	07/16/2009	08/15/2009



TEAM LOSING STREAK LEADERS

TEAM	#	START	STOP
Chicago Fire	3	05/31/2009	06/13/2009
Chivas USA	5	06/10/2009	08/08/2009
Chivas USA	2	08/26/2009	08/29/2009
Chivas USA	2	10/22/2009	
Colorado Rapids	2	06/28/2009	07/04/2009
Colorado Rapids	2	10/17/2009	
Columbus Crew	2	04/02/2009	04/05/2009
Columbus Crew	2	10/17/2009	
FC Dallas	3	03/21/2009	04/04/2009
FC Dallas	3	04/25/2009	05/09/2009
FC Dallas	2	07/11/2009	07/24/2009
FC Dallas	2	08/15/2009	08/23/2009
D.C. United	2	08/01/2009	08/15/2009
D.C. United	3	09/12/2009	10/03/2009
Houston Dynamo	2	03/28/2009	04/04/2009
Houston Dynamo	2	08/30/2009	09/13/2009
Kansas City Wizards	2	03/21/2009	03/28/2009
Kansas City Wizards	4	08/01/2009	08/29/2009
Kansas City Wizards	2	10/10/2009	10/17/2009
Los Angeles Galaxy	2	06/13/2009	06/20/2009
New England Revolution	2	04/25/2009	05/03/2009
New England Revolution	2	06/13/2009	07/04/2009
New England Revolution	2	09/05/2009	09/13/2009
New York Red Bulls	3	04/23/2009	05/02/2009
New York Red Bulls	5	05/24/2009	06/13/2009
New York Red Bulls	6	06/24/2009	08/15/2009
New York Red Bulls	2	10/03/2009	10/14/2009
Real Salt Lake	2	05/09/2009	05/16/2009
Real Salt Lake	2	09/19/2009	09/26/2009
San Jose Earthquakes	5	04/25/2009	05/27/2009
San Jose Earthquakes	2	07/11/2009	07/18/2009
Seattle Sounders FC	2	04/11/2009	04/18/2009
Seattle Sounders FC	2	08/02/2009	08/08/2009
Toronto FC	2	05/30/2009	06/06/2009

TEAM HOME WINNING STREAK LEADERS

TEAM	#	START	STOP
Chicago Fire	2	07/18/2009	08/01/2009
Chivas USA	5	03/21/2009	05/09/2009
Chivas USA	2	08/22/2009	09/13/2009
Colorado Rapids	2	07/11/2009	07/25/2009
Colorado Rapids	3	08/08/2009	09/05/2009
Columbus Crew	4	05/09/2009	06/27/2009
Columbus Crew	5	07/18/2009	09/26/2009
FC Dallas	4	06/20/2009	08/06/2009
FC Dallas	3	09/26/2009	
D.C. United	3	06/04/2009	07/18/2009
Houston Dynamo	5	04/19/2009	06/10/2009
Houston Dynamo	2	08/01/2009	08/09/2009
Kansas City Wizards	2	04/05/2009	04/23/2009
Los Angeles Galaxy	2	06/28/2009	07/04/2009
Los Angeles Galaxy	3	09/19/2009	
New England Revolution	2	05/30/2009	06/07/2009
New England Revolution	2	08/23/2009	08/29/2009
New York Red Bulls	2	08/23/2009	08/30/2009
Real Salt Lake	3	04/02/2009	04/25/2009
Real Salt Lake	2	07/24/2009	08/08/2009
Real Salt Lake	2	10/14/2009	
San Jose Earthquakes	2	05/30/2009	06/20/2009
Seattle Sounders FC	2	03/19/2009	03/28/2009
Seattle Sounders FC	2	06/28/2009	07/11/2009
Toronto FC	2	04/22/2009	04/26/2009
Toronto FC	2	06/13/2009	06/24/2009
Toronto FC	2	08/15/2009	09/12/2009

TEAM ROAD WINNING STREAK LEADERS

TEAM	#	START	STOP
Chicago Fire	3	05/16/2009	05/28/2009
Columbus Crew	2	08/01/2009	08/08/2009
Houston Dynamo	2	06/05/2009	06/13/2009
Los Angeles Galaxy	2	07/11/2009	07/16/2009
Los Angeles Galaxy	2	08/08/2009	08/19/2009
New England Revolution	2	07/25/2009	08/20/2009
Seattle Sounders FC	2	10/03/2009	

TEAM HOME UNDEFEATED STREAK LEADERS

TEAM	#	START	STOP
Chicago Fire	4	04/05/2009	05/09/2009
Chicago Fire	3	07/11/2009	08/01/2009
Chicago Fire	3	09/20/2009	
Chivas USA	6	03/21/2009	05/16/2009
Chivas USA	5	08/22/2009	10/17/2009
Colorado Rapids	6	03/28/2009	06/24/2009
Colorado Rapids	2	07/11/2009	07/25/2009
Colorado Rapids	5	08/08/2009	
Columbus Crew	13	03/28/2009	09/26/2009
FC Dallas	4	04/19/2009	06/07/2009
FC Dallas	8	06/20/2009	
D.C. United	11	03/28/2009	09/09/2009
Houston Dynamo	8	03/21/2009	06/20/2009
Houston Dynamo	6	08/01/2009	
Kansas City Wizards	4	04/05/2009	05/23/2009
Kansas City Wizards	2	09/19/2009	09/26/2009
Los Angeles Galaxy	4	04/11/2009	05/30/2009
Los Angeles Galaxy	2	06/28/2009	07/04/2009
Los Angeles Galaxy	3	09/19/2009	
New England Revolution	6	05/16/2009	08/01/2009
New England Revolution	2	08/23/2009	08/29/2009
New York Red Bulls	2	03/28/2009	04/18/2009
New York Red Bulls	2	05/08/2009	05/16/2009
New York Red Bulls	2	08/23/2009	08/30/2009
New York Red Bulls	2	09/18/2009	
Real Salt Lake	4	04/02/2009	05/06/2009
Real Salt Lake	10	06/06/2009	
San Jose Earthquakes	3	03/28/2009	04/18/2009
San Jose Earthquakes	2	05/30/2009	06/20/2009
San Jose Earthquakes	2	07/25/2009	08/02/2009
San Jose Earthquakes	3	08/22/2009	10/03/2009
Seattle Sounders FC	2	03/19/2009	03/28/2009
Seattle Sounders FC	8	04/25/2009	07/25/2009
Seattle Sounders FC	3	08/29/2009	
Toronto FC	4	04/11/2009	05/02/2009
Toronto FC	7	06/13/2009	

TEAM ROAD UNDEFEATED STREAK LEADERS

TEAM	#	START	STOP
Chicago Fire	7	03/21/2009	05/28/2009
Chicago Fire	2	07/04/2009	07/25/2009
Chicago Fire	2	08/16/2009	09/12/2009
Chivas USA	2	03/29/2009	04/11/2009
Chivas USA	2	05/02/2009	05/23/2009
Chivas USA	2	09/19/2009	10/03/2009
Colorado Rapids	2	04/04/2009	04/11/2009
Colorado Rapids	3	05/16/2009	06/06/2009
Colorado Rapids	2	09/18/2009	09/26/2009
Columbus Crew	4	05/02/2009	06/06/2009
Columbus Crew	3	07/11/2009	08/08/2009
Columbus Crew	2	09/20/2009	10/10/2009
FC Dallas	2	05/31/2009	06/24/2009
D.C. United	3	04/26/2009	05/16/2009
D.C. United	2	07/04/2009	07/25/2009
D.C. United	3	08/29/2009	
Houston Dynamo	4	05/03/2009	06/13/2009
Kansas City Wizards	2	04/11/2009	04/18/2009
Kansas City Wizards	3	05/16/2009	07/11/2009
Kansas City Wizards	2	09/12/2009	10/04/2009
Los Angeles Galaxy	6	04/18/2009	06/06/2009
Los Angeles Galaxy	6	07/11/2009	08/22/2009
New England Revolution	3	03/21/2009	04/17/2009
New England Revolution	2	07/25/2009	08/20/2009
New England Revolution	2	10/03/2009	
Real Salt Lake	2	06/13/2009	06/20/2009
San Jose Earthquakes	4	09/23/2009	10/17/2009
Seattle Sounders FC	3	05/02/2009	05/23/2009
Seattle Sounders FC	3	08/15/2009	09/12/2009
Seattle Sounders FC	2	10/03/2009	
Toronto FC	2	03/21/2009	03/28/2009

TEAM ROAD LOSING STREAK LEADERS

TEAM	#	START	STOP
Chivas USA	4	06/10/2009	08/08/2009
Chivas USA	2	08/26/2009	08/29/2009
Colorado Rapids	4	06/28/2009	09/12/2009
Colorado Rapids	2	10/17/2009	
Columbus Crew	2	04/02/2009	04/05/2009
FC Dallas	3	04/25/2009	05/09/2009
FC Dallas	4	07/11/2009	08/23/2009
D.C. United	2	08/01/2009	08/15/2009
Houston Dynamo	2	03/28/2009	04/04/2009
Houston Dynamo	2	08/30/2009	09/13/2009
Kansas City Wizards	2	04/26/2009	05/09/2009
Kansas City Wizards	2	08/01/2009	08/22/2009
New England Revolution	3	05/23/2009	07/04/2009
New York Red Bulls	2	03/19/2009	04/05/2009
New York Red Bulls	9	04/23/2009	07/25/2009
New York Red Bulls	2	10/03/2009	
Real Salt Lake	4	03/28/2009	05/09/2009
Real Salt Lake	3	07/18/2009	08/23/2009

Real Salt Lake	3	09/19/2009		
San Jose Earthquakes	5	04/05/2009	05/27/2009	
San Jose Earthquakes	2	07/18/2009	08/29/2009	
Seattle Sounders FC	2	08/02/2009	08/08/2009	
Toronto FC	2	05/30/2009	06/27/2009	
Toronto FC	2	09/05/2009	09/19/2009	

### OWN GOALS RECEIVED

DATE	REC	TM	OFF	TM	MIN	PLAYER
03/28/2009	TOR	1	at	CLB	1	84 Gino Padula
03/28/2009	NY	1	vs	NE	1	35 Jay Heaps
04/18/2009	CHV	2	vs	SEA	0	32 James Riley
05/31/2009	DAL	3	at	CHI	0	34 C.J. Brown
06/07/2009	SJ	2	at	DAL	2	60 Pablo Ricchetti
06/13/2009	KC	3	vs	NE	1	36 Jeff Larentowicz
06/17/2009	DC	3	at	SEA	3	87 Tyrone Marshall
07/03/2009	RSL	1	vs	SJ	1	90+ Chris Leitch
07/18/2009	COL	1	at	DC	3	14 Bryan Namoff
07/24/2009	RSL	4	vs	DAL	2	88 Daniel Torres
08/02/2009	SJ	4	vs	SEA	0	2 Osvaldo Alonso
08/23/2009	RSL	1	at	NE	3	85 Darrius Barnes
09/05/2009	KC	4	at	NE	2	29 Jay Heaps
09/12/2009	LA	3	vs	DAL	6	26 Jair Benitez
09/26/2009	CHI	2	vs	TOR	2	14 Nick Garcia
10/03/2009	CHV	2	at	DC	0	32 Milos Kocic
10/22/2009	CHI	1	vs	CHV	0	67 Eduardo Lillingston
10/24/2009	LA	2	vs	SJ	0	24 Bobby Burling

### PENALTY KICK SUMMARY

DATE	TM	OPP	SHOOTER	KEEPER	RES	MN			
03/21/2009	CHI	3	at	DAL	1	Brian McBride	Dario Sala	G	51
03/21/2009	TOR	3	at	KC	2	Dwayne De Rosario	Kevin Hartman	H	80
03/22/2009	LA	2	vs	DC	2	Landon Donovan	Josh Wicks	G	80
03/22/2009	DC	2	at	LA	2	Christtian Gomez	Josh Saunders	G	44
03/28/2009	CLB	1	vs	TOR	1	Guillermo Barros Sch	Stefan Frei	G	30
04/04/2009	NE	2	vs	DAL	1	Steve Ralston	Ray Burse	G	80
04/11/2009	SJ	3	vs	CHI	3	Arturo Alvarez	Jon Busch	G	75
04/19/2009	COL	0	at	HOU	1	Conor Casey	Pat Onstad	S	83
04/19/2009	DAL	3	vs	TOR	2	Kenny Cooper	Stefan Frei	G	84
04/23/2009	KC	1	vs	NY	0	Claudio Lopez	Jon Conway	G	3
05/02/2009	LA	1	vs	NY	0	Landon Donovan	Jon Conway	G	39
05/06/2009	RSL	2	vs	LA	2	Will Johnson	Donovan Ricketts	G	92+
05/06/2009	LA	2	at	RSL	2	Landon Donovan	Chris Seitz	G	91+
05/09/2009	DC	3	vs	TOR	3	Jaime Moreno	Stefan Frei	G	92+
05/16/2009	NE	1	vs	COL	1	Steve Ralston	Matt Pickens	G	18
05/28/2009	CHV	2	vs	CHI	3	Maykel Galindo	Jon Busch	G	37
05/28/2009	CHI	3	at	CHV	2	Cuauhtemoc Blanco	Zach Thornton	G	25
05/28/2009	CHI	3	at	CHV	2	Cuauhtemoc Blanco	Zach Thornton	G	96+
05/30/2009	NE	2	vs	DC	1	Steve Ralston	Josh Wicks	G	91+
05/30/2009	NY	2	vs	COL	3	Juan Pablo Angel	Matt Pickens	G	45
05/30/2009	COL	3	at	NY	2	Mehdi Ballouchy	Jon Conway	G	60
05/30/2009	SEA	1	vs	CLB	1	Freddie Ljungberg	Andy Gruenebaum	WL	32
06/04/2009	DC	2	vs	NY	0	Jaime Moreno	Jon Conway	G	93+
06/06/2009	CLB	2	at	KC	0	Guillermo Barros Sch	Kevin Hartman	G	64
06/13/2009	TOR	2	vs	NY	1	Amado Guevara	Danny Cepero	S	2
06/13/2009	DC	2	vs	CHI	1	Jaime Moreno	Jon Busch	G	24
06/13/2009	CHI	1	at	DC	2	Brian McBride	Josh Wicks	S	49
06/20/2009	SJ	2	vs	LA	1	Pablo Campos	Donovan Ricketts	G	6
06/20/2009	DAL	2	vs	CLB	1	Kenny Cooper	Andy Gruenebaum	G	87
06/20/2009	HOU	1	vs	RSL	1	Brad Davis	Nick Rimando	S	74
06/28/2009	COL	0	at	SEA	3	Omar Cummings	Kasey Keller	RP	35
07/16/2009	NY	1	vs	LA	3	Juan Pablo Angel	Donovan Ricketts	G	87
07/16/2009	NY	1	vs	LA	3	Juan Pablo Angel	Donovan Ricketts	S	91+
07/18/2009	DC	3	vs	COL	1	Jaime Moreno	Matt Pickens	G	47
07/24/2009	RSL	4	vs	DAL	2	Robbie Findley	Ray Burse	G	62
07/24/2009	DAL	2	at	RSL	4	Jeff Cunningham	Nick Rimando	S	71
07/25/2009	SJ	2	vs	DC	2	Cornell Glen	Josh Wicks	G	62
07/25/2009	DC	2	at	SJ	2	Christian Gomez	Joe Cannon	G	3
08/01/2009	DAL	6	vs	KC	0	Jeff Cunningham	Kevin Hartman	G	66
08/01/2009	HOU	4	vs	DC	3	Stuart Holden	Josh Wicks	G	66
08/06/2009	DAL	1	vs	HOU	0	Jeff Cunningham	Pat Onstad	S	13
08/08/2009	NE	1	vs	LA	2	Steve Ralston	Donovan Ricketts	G	83
08/08/2009	COL	4	vs	CHV	0	Conor Casey	Lance Parker	G	47+
08/09/2009	HOU	3	vs	CHI	2	Stuart Holden	Jon Busch	G	83
08/20/2009	SEA	0	vs	NE	1	Fredy Montero	Matt Reis	C	44
08/23/2009	CHI	3	vs	COL	2	Cuauhtemoc Blanco	Matt Pickens	G	72
09/05/2009	DC	2	at	DAL	2	Jaime Moreno	Dario Sala	G	58
09/05/2009	COL	1	vs	TOR	0	Conor Casey	Stefan Frei	C	25
09/13/2009	CHV	2	vs	NE	0	Sacha Kljestan	Matt Reis	G	94+
09/13/2009	CLB	2	vs	HOU	1	Eddie Gaven	Pat Onstad	G	91+
09/18/2009	COL	1	at	SJ	1	Conor Casey	Joe Cannon	G	95+
09/20/2009	CLB	2	at	CHI	2	Guillermo Barros Sch	Jon Busch	G	78
09/23/2009	SJ	1	at	COL	1	Chris Wondolowski	Preston Burpo	G	67
09/23/2009	COL	1	vs	SJ	1	Conor Casey	Joe Cannon	G	93+
09/26/2009	NE	2	vs	SEA	1	Shalrie Joseph	Kasey Keller	G	51
09/26/2009	CHV	1	vs	NY	1	Sacha Kljestan	Bouna Coundoul	WL	94+
10/03/2009	CLB	0	vs	SEA	1	Guillermo Barros Sch	Kasey Keller	WL	83
10/03/2009	COL	1	vs	NE	1	Conor Casey	Matt Reis	G	58
10/03/2009	SJ	1	vs	NY	0	Ryan Johnson	Bouna Coundoul	G	24
10/24/2009	NY	5	vs	TOR	0	Matthew Mbuta	Brian Edwards	G	94+
10/24/2009	KC	2	vs	DC	2	Claudio Lopez	Steve Cronin	G	92+
10/24/2009	DC	2	at	KC	2	Jaime Moreno	Kevin Hartman	G	66
10/25/2009	CHV	2	vs	HOU	3	Eduardo Lillingston	Pat Onstad	G	88

## 2009 MLS STATISTICAL SUMMARY OF OFFICIALS

Referees	G	Goals	Avg	Fouls	Avg	Yel	Avg	Red	Avg	PKs	Avg	AR	4th
Jasen Anno	7	23	3.3	122	17.4	29	4.1	7	1.00	0	0.00	0	17
Andrew Chapin	1	6	6.0	21	21.0	2	2.0	1	1.00	1	1.00	0	9
Steven DePiero	4	12	3.0	90	22.5	11	2.8	0	0.00	2	0.50	0	6
Mark Geiger	15	37	2.5	328	21.9	59	3.9	2	0.13	3	0.20	0	5
Jeff Gontarek	5	17	3.4	137	27.4	22	4.4	1	0.20	0	0.00	1	5
Jorge Gonzalez	13	33	2.5	287	22.1	42	3.2	5	0.38	4	0.31	0	7
Hilario Grajeda	11	30	2.7	254	23.1	44	4.0	3	0.27	1	0.09	0	8
Ramon Hernandez	2	6	3.0	57	28.5	9	4.5	3	1.50	1	0.50	0	7
Edvin Jurisevic	10	26	2.6	213	21.3	40	4.0	1	0.10	1	0.10	0	4
Michael Kennedy	11	25	2.3	236	21.5	37	3.4	4	0.36	5	0.45	0	4
Jair Marrufo	7	20	2.9	138	19.7	24	3.4	3	0.43	4	0.57	0	0
Shane Moody	3	9	3.0	74	24.7	12	4.0	1	0.33	3	1.00	0	2
Abiodun Okulaja	7	19	2.7	154	22.0	19	2.7	3	0.43	1	0.14	0	7
Silviu Petrescu	6	13	2.2	159	26.5	24	4.0	0	0.00	1	0.17	0	4
Alex Prus	20	52	2.6	420	21.0	59	3.0	3	0.15	4	0.20	0	4
Yader Reyes	5	9	1.8	109	21.8	17	3.4	1	0.20	0	0.00	0	20
Ricardo Salazar	24	68	2.8	545	22.7	85	3.5	11	0.46	13	0.54	0	2
Kevin Stott	20	42	2.1	469	23.5	76	3.8	4	0.20	2	0.10	0	8
Baldomero Toledo	22	56	2.5	533	24.2	90	4.1	11	0.50	9	0.41	0	5
Terry Vaughn	19	42	2.2	477	25.1	86	4.5	8	0.42	7	0.37	0	3
Paul Ward	7	12	1.7	181	25.9	30	4.3	5	0.71	0	0.00	0	1
Tim Weyland	6	14	2.3	155	25.8	24	4.0	5	0.83	1	0.17	0	1

Other officials (games as assistant referee, 4th official in parentheses):

Frank Anderson (21,0); Claudio Badea (10,0); Peter Balciunas (16,0); Greg Barkey (19,0); Daniel Belleau (9,0); Greg Boles (12,0); Eric Boria (16,0); Kyle Borne (5,0); Mathieu Bourdeau (0,1); David Bragg (13,1); Niko Bratsis (0,7); Philippe Briere (7,0); Carol-Anne Chenard (0,3); Ben Chouaf (0,12); Darren Clark (5,0); Nate Clement (16,0); James Conlee (8,0); Vicente Cortes (0,2); Jason Cullum (10,0); Bill Dittmar (8,0); Rob Fereday (12,0); Joe Fletcher (8,0); George Gansner (15,0); David Gantar (0,2); Adam Garner (15,0); Victor Herrera (0,2); Jeff Hosking (10,0); Sean Hurd (11,0); Mark Kadlecik (0,8); Craig Lowry (10,0); Mikael Lundqvist (0,6); Cyril Madukanya (9,0); Peter Manikowski (13,0); Alejandro Mariscal (0,5); Scott McCaslin (0,1); Emiliano Monje (11,0); C.J. Morgante (10,0); Jeff Muschik (9,0); Oscar Ortiz (0,2); Chris Penso (0,13); Tyler Ploeger (0,9); Kermit Quisenberry (12,0); Corey Rockwell (19,0); Mike Rottersman (0,1); Paul Scott (18,0); Chris Strickland (15,0); Lee Suckle (0,7); Thomas Supple (14,1); Steven Taylor (9,0); Fabio Tovar (20,0); Anthony Vasoli (15,0); Hector Vergara (7,0); Adam Wienckowski (12,0); Landis Wiley (0,13);



## MLS SUMMARY OF FOULS/CARDS

### TOTAL FOULS

Month	G	Fouls	Avg.
March	14	324	23.1
April	31	723	23.3
May	39	879	22.5
June	28	634	22.6
July	25	566	22.6
August	35	841	24.0
September	27	600	22.2
October	26	592	22.8

As Of ...	G	Fouls	Avg.
10/25/2009	225	5159	22.9
10/26/2008	210	5211	24.8
10/21/2007	195	5524	28.3
10/15/2006	192	5573	29.0
10/16/2005	192	5670	29.5
10/17/2004	150	4573	30.5
10/26/2003	150	4836	32.2
9/22/2002	140	4559	32.6
9/09/2001	158	5211	33.0
9/09/2000	192	6488	33.8
10/10/1999	192	5563	29.0
9/27/1998	192	5402	28.1
9/28/1997	160	4583	28.6
9/22/1996	160	4432	27.7

### YELLOW CARDS

Month	G	Yell	Avg.
March	14	47	3.36
April	31	111	3.58
May	39	158	4.05
June	28	102	3.64
July	25	93	3.72
August	35	143	4.09
September	27	96	3.56
October	26	91	3.50

As Of ...	G	Yell	Avg.
10/25/2009	225	841	3.74
10/26/2008	210	754	3.59
10/21/2007	195	723	3.71
10/15/2006	192	690	3.59
10/16/2005	192	699	3.64
10/17/2004	150	529	3.53
10/26/2003	150	549	3.66
9/22/2002	140	572	4.09
9/09/2001	158	626	3.96
9/09/2000	192	736	3.83
10/10/1999	192	614	3.20
9/27/1998	192	619	3.22
9/28/1997	160	457	2.86
9/22/1996	160	522	3.26

### MLS SUMMARY OF FOULS/CARDS

#### RED CARDS

Month	G	Red	Avg.
March	14	0	0.00
April	31	16	0.52
May	39	12	0.31
June	28	8	0.29
July	25	7	0.28
August	35	17	0.49
September	27	15	0.56
October	26	7	0.27

As Of ...	G	Red	Avg.
10/25/2009	225	82	0.36
10/26/2008	210	60	0.29
10/21/2007	195	54	0.28
10/15/2006	192	44	0.23
10/16/2005	192	42	0.22
10/17/2004	150	35	0.23
10/26/2003	150	38	0.25
9/22/2002	140	44	0.31
9/09/2001	158	47	0.30
9/09/2000	192	55	0.29
10/10/1999	192	56	0.29
9/27/1998	192	61	0.32
9/28/1997	160	36	0.23
9/22/1996	160	32	0.20

#### PENALTY KICKS

Month	G	PKs	Avg.
March	14	5	0.36
April	31	5	0.16
May	39	12	0.31
June	28	9	0.32
July	25	7	0.28
August	35	8	0.23
September	27	10	0.37
October	26	7	0.27

As Of ...	G	PKs	Avg.
10/25/2009	225	63	0.28
10/26/2008	210	48	0.23
10/21/2007	195	57	0.29
10/15/2006	192	44	0.23
10/16/2005	192	59	0.31
10/17/2004	150	49	0.33
10/26/2003	150	58	0.39
9/22/2002	140	47	0.34
9/09/2001	158	52	0.33
9/09/2000	192	66	0.34
10/10/1999	192	41	0.21
9/27/1998	192	56	0.29
9/28/1997	160	54	0.34
9/22/1996	160	50	0.31

# MLS Individual Single-Season Leaders (1996-2009)

GOALS		TEAM	GP	GOALS
1996	Roy Lassiter	TB	30	27
1998	Stern John	CLB	27	26
2000	Mamadou Diallo	TB	28	26
2002	Carlos Ruiz	LA	26	24
1996	Raul Diaz Arce	DC	28	23
2002	Taylor Twellman	NE	28	23

ASSISTS		TEAM	GP	ASTS
2000	Carlos Valderrama	TB	32	26
1996	Marco Etcheverry	DC	26	19
1997	Carlos Valderrama	TB	20	19
1998	Marco Etcheverry	DC	29	19
2002	Steve Ralston	NE	27	19
2008	Guillermo Barros Schelotto	CLB	27	19

GAMES PLAYED		TEAM	GP
49 players tied with 32			

GAMES STARTED		TEAM	GS
33 players tied with 32			

MINUTES PLAYED		TEAM	MIN
2000	Joseph Addo	TB	2934
2000	Scott Garlick	TB	2934
2000	Nick Garcia	KC	2916
2000	Peter Vermes	KC	2916
2000	Carlos Valderrama	TB	2897

SHOTS		TEAM	GP	SHOTS
2000	Mamadou Diallo	TB	28	152
1996	Preki	KC	32	140
2000	Ante Razov	CHI	24	127
2003	Ante Razov	CHI	26	119
2008	Kenny Cooper	DAL	30	119

SHOTS ON GOAL		TEAM	GP	SOG
2000	Mamadou Diallo	TB	28	76
2003	Ante Razov	CHI	26	67
2000	Ante Razov	CHI	24	63
1996	Preki	KC	32	61
2008	Kenny Cooper	DAL	30	60

FOULS COMMITTED		TEAM	GP	FC
2000	Diego Serna	MIA	31	83
2007	Juan Toja	DAL	27	83
2006	Simo Valakari	DAL	31	81
1999	Matt McKeon	COL	28	80
2000	Chris Henderson	KC	31	79

FOULS SUFFERED		TEAM	GP	FS
2006	Alejandro Moreno	HOU	30	112
2004	Davy Arnaud	KC	30	111
2005	Alejandro Moreno	SJ	31	102
2003	DaMarcus Beasley	CHI	22	96
1997	Roberto Donadoni	MET	32	94

CAUTIONS (YELLOW)		TEAM	GP	CAUT
1996	Leonel Alvarez	DAL	22	14
1996	Michael Emenalo	SJ	29	13
1998	Leonel Alvarez	DAL	27	12
6 players tied with 11				

EJECTIONS (RED CARDS)		TEAM	GP	EJECT
1997	Branco	MET	11	3
2000	Ezra Hendrickson	LA	22	3
2009	Carlos Johnson	NY	13	3
2009	Jamison Olave	RSL	25	3
63 players tied with 2				

OFFSIDES		TEAM	GP	OFF
2000	Mamadou Diallo	TB	28	82
1996	Roy Lassiter	TB	30	70
2001	Mamadou Diallo	TB	22	56
1997	Roy Wegerle	DC*	31	55
2007	Joseph Ngwenya	HOU*	30	55

GAME-WINNING GOALS		TEAM	GP	GWG
2002	Carlos Ruiz	LA	26	9
1999	Jorge Dely Valdes	COL	32	7
1999	Ante Razov	CHI	30	7
2001	Alex Pineda Chacon	MIA	25	7
2004	Eddie Johnson	DAL	26	7
2005	Landon Donovan	LA	22	7
2009	Jeff Cunningham	DAL	28	7

GAME-WINNING ASSISTS		TEAM	GP	GWA
1999	Mauricio Cienfuegos	LA	30	8
2000	Steve Ralston	TB	30	8
1997	Mauricio Cienfuegos	LA	22	7
1999	Jason Kreis	DAL	32	7
2001	Diego Serna	MIA	22	7

PENALTY-KICK GOALS		TEAM	GP	PKG
2005	Jaime Moreno	DC	29	9
1996	Preki	KC	32	7
2003	Carlos Ruiz	LA	26	7
2004	Amado Guevara	MET	24	6
2009	Jaime Moreno	DC	24	6

GAMES PLAYED/STARTED IN GOAL		TEAM	GS
1999	Kevin Hartman	LA	32
2000	Scott Garlick	TB	32
2005	Pat Onstad	SJ	32
2005	Bo Oshoniyi	KC	32
2006	Pat Onstad	HOU	32
2006	Matt Reis	NE	32

MINUTES PLAYED IN GOAL		TEAM	MIN
2000	Scott Garlick	TB	2934
2005	Pat Onstad	SJ	2880
2005	Bo Oshoniyi	KC	2880
2006	Pat Onstad	HOU	2880
2006	Matt Reis	NE	2880

WINS		TEAM	GP	WON
1998	Kevin Hartman	LA	29	22
1997	Mike Ammann	KC	29	21
1999	Kevin Hartman	LA	32	20
1998	Scott Garlick	DC	25	19
1999	Mark Dougherty	CLB	31	18
2005	Pat Onstad	SJ	32	18

LOSSES		TEAM	GP	LOST
2005	D.J. Countess	RSL	27	19
1997	Tony Meola	MET	30	18
1999	Mike Ammann	MET	24	18
1998	Tony Meola	MET	31	17
4 players tied with 16				

SAVES		TEAM	GP	SVS
2000	Scott Garlick	TB	32	184
1997	Mark Dodd	DAL	30	183
1998	Tony Meola	MET	31	164
1996	Mark Dodd	DAL	31	160
1999	Scott Garlick	TB	28	152

SHUTOUTS		TEAM	GP	SHO
2000	Tony Meola	KC	31	16
2007	Brad Guzan	CHV	27	13
2005	Pat Onstad	SJ	32	12
2009	Zach Thornton	CHV	26	12
4 players tied with 11				

GOALS AGAINST AVG.		TEAM	GP	MIN	GA	GAA
2007	Pat Onstad	HOU	27	2418	22	0.82
2009	Zach Thornton	CHV	27	2385	23	0.87
1999	Kevin Hartman	LA	32	2870	29	0.91
2009	Kasey Keller	SEA	29	2549	26	0.92
2000	Tony Meola	KC	31	2826	29	0.92
Minimum: 1000 minutes played						

# MLS Individual All-Time Leaders (1996-Present)

GOALS	TEAM	GP	GOALS
Jaime Moreno	DC*	318	130
Jeff Cunningham	DAL*	316	121
Ante Razov	CHV*	262	114
Jason Kreis	RSL*	305	108
Taylor Twellman	NE	174	101
Landon Donovan	LA*	207	95
Roy Lassiter	DC*	179	88
Raul Diaz Arce	COL*	150	82
Carlos Ruiz	TOR*	155	82
Preki	KC*	242	79

SHOTS ON GOAL	TEAM	GP	SOG
Ante Razov	CHV*	262	441
Jaime Moreno	DC*	318	385
Jason Kreis	RSL*	305	370
Jeff Cunningham	DAL*	316	344
Preki	KC*	242	323
Taylor Twellman	NE	174	318
Mark Chung	SJ*	284	282
Landon Donovan	LA*	207	248
Cobi Jones	LA	306	247
Ronald Cerritos	HOU*	221	244

ASSISTS	TEAM	GP	ASTS
Steve Ralston	NE*	378	135
Carlos Valderrama	COL*	175	114
Preki	KC*	242	112
Jaime Moreno	DC*	318	102
Marco Etcheverry	DC	191	101
Cobi Jones	LA	306	91
Mauricio Cienfuegos	LA	206	80
Chris Henderson	NY*	317	80
Mark Chung	SJ*	284	76
Andy Williams	RSL*	270	76

FOULS COMMITTED	TEAM	GP	FC
Jesse Marsch	CHV*	321	477
Chris Henderson	NY*	317	474
Richie Williams	NY*	216	451
Carey Talley	CHV*	298	447
Diego Gutierrez	CHI*	276	443
Ben Olsen	DC	220	436
Chris Armas	CHI*	264	430
Jason Kreis	RSL*	305	425
Jay Heaps	NE*	313	412
Pablo Mastroeni	COL*	256	408

GAMES PLAYED	TEAM	GP
Steve Ralston	NE*	378
Kevin Hartman	KC*	332
Chris Klein	LA*	321
Jesse Marsch	CHV*	321
Jaime Moreno	DC*	318
Chris Henderson	NY*	317
Jeff Cunningham	DAL*	316
Jay Heaps	NE*	313
Cobi Jones	LA	306
Jason Kreis	RSL*	305

FOULS SUFFERED	TEAM	GP	FS
Jaime Moreno	DC*	318	678
Cobi Jones	LA	306	637
Andy Williams	RSL*	270	609
Mark Chung	SJ*	284	578
Alejandro Moreno	CLB*	199	514
Ben Olsen	DC	220	473
Richard Mulrooney	HOU*	262	472
Jeff Cunningham	DAL*	316	460
Brian McBride	CHI*	194	459
Steve Ralston	NE*	378	452

GAMES STARTED	TEAM	GS
Steve Ralston	NE*	372
Kevin Hartman	KC*	327
Chris Henderson	NY*	304
Jay Heaps	NE*	298
Chris Klein	LA*	287
Jaime Moreno	DC*	287
Jesse Marsch	CHV*	286
Jason Kreis	RSL*	282
Cobi Jones	LA	281
Mike Petke	NY*	280

CAUTIONS (YELLOW)	TEAM	GP	CAUT
Pablo Mastroeni	COL*	256	69
Mike Petke	NY*	290	65
Carey Talley	CHV*	298	64
Diego Gutierrez	CHI*	276	63
Jay Heaps	NE*	313	62
Jesse Marsch	CHV*	321	61
Marco Etcheverry	DC	191	56
Dema Kovalenko	LA*	234	55
Ivan McKinley	DC*	174	55
Joe Franchino	LA*	226	54
Tyrone Marshall	SEA*	273	54

MINUTES PLAYED	TEAM	MIN
Steve Ralston	NE*	33143
Kevin Hartman	KC*	29745
Jay Heaps	NE*	27273
Chris Henderson	NY*	26242
Chris Klein	LA*	25932
Jesse Marsch	CHV*	25645
Jason Kreis	RSL*	25242
Cobi Jones	LA	25157
Jaime Moreno	DC*	24839
Mike Petke	NY*	24729

EJECTIONS (RED CARDS)	TEAM	GP	EJECT
Clint Mathis	RSL*	248	9
Pablo Mastroeni	COL*	256	7
Ivan McKinley	DC*	174	7
Mike Petke	NY*	290	7
Leonel Alvarez	NE*	128	6
Ramiro Corrales	SJ*	223	6
Robin Fraser	CLB*	260	6
Ezra Hendrickson	CLB*	266	6
Dema Kovalenko	LA*	234	6
Tyrone Marshall	SEA*	273	6
Eddie Robinson	HOU*	140	6
Carlos Valderrama	COL*	175	6

SHOTS	TEAM	GP	SHOTS
Ante Razov	CHV*	262	926
Jason Kreis	RSL*	305	818
Preki	KC*	242	773
Jeff Cunningham	DAL*	316	701
Jaime Moreno	DC*	318	667
Mark Chung	SJ*	284	624
Taylor Twellman	NE	174	557
Clint Mathis	RSL*	248	541
Chris Henderson	NY*	317	538
Brian McBride	CHI*	193	536

OFFSIDES	TEAM	GP	OFF
Jeff Cunningham	DAL*	316	335
Ante Razov	CHV*	262	310
Chris Henderson	NY*	317	274
Roy Lassiter	DC*	179	267
Ronald Cerritos	HOU*	221	250
Carlos Ruiz	TOR*	155	211
Dwayne De Rosario	TOR*	213	203
Raul Diaz Arce	COL*	150	201
Mamadou Diallo	NY*	74	192
Jaime Moreno	DC*	318	172



<u>GAME-WINNING GOALS</u>	<u>TEAM</u>	<u>GP</u>	<u>GWC</u>
Jeff Cunningham	DAL*	316	36
Ante Razov	CHV*	262	33
Jason Kreis	RSL*	305	31
Taylor Twellman	NE	174	28
Landon Donovan	LA*	207	26
Jaime Moreno	DC*	318	26
Carlos Ruiz	TOR*	155	21
Josh Wolff	KC*	202	20
Edson Buddle	LA*	205	19
Roy Lassiter	DC*	179	19
Steve Ralston	NE*	378	19

<u>GAME-WINNING ASSISTS</u>	<u>TEAM</u>	<u>GP</u>	<u>GWA</u>
Steve Ralston	NE*	378	41
Carlos Valderrama	COL*	175	33
Cobi Jones	LA	306	30
Preki	KC*	242	29
Mauricio Cienfuegos	LA	206	28
Jaime Moreno	DC*	318	26
Marco Etcheverry	DC	191	25
Mark Chung	SJ*	284	23
Ante Razov	CHV*	262	22
Chris Henderson	NY*	317	21
Richard Mulrooney	HOU*	262	21

<u>HAT TRICKS</u>	<u>TEAM</u>	<u>GP</u>	<u>HATS</u>
Stern John	CLB	55	5
Diego Serna	COL*	124	5
Edson Buddle	LA*	205	4
Mamadou Diallo	NY*	74	4
Cobi Jones	LA	306	4
Conor Casey	COL*	61	3
Landon Donovan	LA*	207	3
Amado Guevara	TOR*	152	3
Eduardo Hurtado	NE*	108	3
Taylor Twellman	NE	174	3

<u>MULTI-GOAL GAMES</u>	<u>TEAM</u>	<u>GP</u>	<u>GAMES</u>
Ante Razov	CHV*	262	22
Landon Donovan	LA*	207	21
Jeff Cunningham	DAL*	316	20
Jaime Moreno	DC*	318	17
Carlos Ruiz	TOR*	155	17
Taylor Twellman	NE	174	16
Raul Diaz Arce	COL*	150	13
Edson Buddle	LA*	205	12
Stern John	CLB	55	12
Giovanni Savarese	SJ*	116	12

<u>PENALTY-KICK GOALS</u>	<u>TEAM</u>	<u>GP</u>	<u>PKG</u>
Jaime Moreno	DC*	318	42
Preki	KC*	242	23
Landon Donovan	LA*	207	19
Carlos Ruiz	TOR*	155	16
Jeff Cunningham	DAL*	316	15
Amado Guevara	TOR*	152	15
Raul Diaz Arce	COL*	150	13
Ante Razov	CHV*	262	13
Brian McBride	CHI*	193	12
Mauricio Cienfuegos	LA	206	10
Jason Kreis	RSL*	305	10
Greg Vanney	LA*	270	10

<u>GAMES PLAYED IN GOAL</u>	<u>TEAM</u>	<u>GP</u>
Kevin Hartman	KC*	332
Joe Cannon	SJ*	273
Zach Thornton	CHV*	256
Tony Meola	NY*	250
Scott Garlick	RSL*	237
Nick Rimando	RSL*	227
Matt Reis	NE*	212
Pat Onstad	HOU*	196
Jon Busch	CHI*	147
Mike Ammann	DC*	125

<u>GAMES STARTED IN GOAL</u>	<u>TEAM</u>	<u>GS</u>
Kevin Hartman	KC*	327
Joe Cannon	SJ*	272
Tony Meola	NY*	250
Zach Thornton	CHV*	250
Scott Garlick	RSL*	234
Nick Rimando	RSL*	227
Matt Reis	NE*	207
Pat Onstad	HOU*	196
Jon Busch	CHI*	146
Mike Ammann	DC*	124

<u>MINUTES PLAYED IN GOAL</u>	<u>TEAM</u>	<u>MIN</u>
Kevin Hartman	KC*	29745
Joe Cannon	SJ*	24585
Zach Thornton	CHV*	22650
Tony Meola	NY*	22556
Scott Garlick	RSL*	21171
Nick Rimando	RSL*	20583
Matt Reis	NE*	18731
Pat Onstad	HOU*	17646
Jon Busch	CHI*	13190
Mike Ammann	DC*	11155

<u>WINS</u>	<u>TEAM</u>	<u>GP</u>	<u>WON</u>
Kevin Hartman	KC*	332	146
Zach Thornton	CHV*	256	125
Scott Garlick	RSL*	237	107
Joe Cannon	SJ*	273	98
Tony Meola	NY*	250	97
Nick Rimando	RSL*	227	91
Matt Reis	NE*	212	87
Pat Onstad	HOU*	196	85
Mark Dougherty	CLB*	122	65
Jon Busch	CHI*	147	60

<u>LOSSES</u>	<u>TEAM</u>	<u>GP</u>	<u>LOST</u>
Kevin Hartman	KC*	332	120
Joe Cannon	SJ*	273	110
Tony Meola	NY*	250	109
Scott Garlick	RSL*	237	93
Nick Rimando	RSL*	227	85
Zach Thornton	CHV*	256	82
Mike Ammann	DC*	125	67
Matt Reis	NE*	212	65
David Kramer	COL*	106	51
Mark Dougherty	CLB*	122	50

<u>SAVES</u>	<u>TEAM</u>	<u>GP</u>	<u>SVS</u>
Kevin Hartman	KC*	332	1231
Tony Meola	NY*	250	1136
Joe Cannon	SJ*	273	1121
Scott Garlick	RSL*	237	1021
Zach Thornton	CHV*	256	920
Nick Rimando	RSL*	227	883
Matt Reis	NE*	212	829
Pat Onstad	HOU*	196	638
Jon Busch	CHI*	147	607
Mark Dougherty	CLB*	122	505

<u>SHUTOUTS</u>	<u>TEAM</u>	<u>GP</u>	<u>SHO</u>
Kevin Hartman	KC*	332	84
Zach Thornton	CHV*	256	70
Joe Cannon	SJ*	273	68
Tony Meola	NY*	250	62
Pat Onstad	HOU*	196	60
Nick Rimando	RSL*	227	59
Matt Reis	NE*	212	55
Scott Garlick	RSL*	237	48
Jon Busch	CHI*	147	46
Matt Jordan	COL*	117	30

\* Played for more than one team; most recent team listed.

# ALL-TIME MLS CUP PLAYOFF STATS

Updated through Nov. 23, 2008

## ALL-TIME MLS POSTSEASON STANDINGS

TEAM	OVERALL							HOME					ROAD				
	GP	W	L	T	PTS	GF	GA	W	L	T	GF	GA	W	L	T	GF	GA
Los Angeles Galaxy	45	26	15	4	82	78	54	18	5	1	56	23	8	10	3	22	31
D.C. United	36	24	9	3	75	59	43	14	3	2	39	21	10	6	1	20	22
Chicago Fire	39	20	13	6	66	57	37	16	2	2	40	13	4	12	3	17	24
Columbus Crew	30	14	12	4	46	45	46	9	4	1	29	17	5	8	3	16	29
Kansas City Wizards	32	12	15	5	41	44	46	11	3	2	29	13	1	12	3	15	33
New England Revolution	32	11	13	8	41	32	36	9	4	4	21	11	3	10	2	11	25
San Jose Clash/Earthquake	19	10	8	1	31	32	26	6	1	1	20	7	4	7	0	12	19
FC Dallas	29	9	16	4	31	38	56	7	6	2	28	24	2	11	1	10	32
MetroStars-N.Y. Red Bulls	27	8	14	5	29	32	42	5	4	2	13	11	3	10	3	19	31
Colorado Rapids	27	7	15	5	26	27	42	4	5	3	9	12	4	10	1	18	30
Houston Dynamo	10	5	3	2	17	16	11	4	1	0	11	5	2	2	1	5	6
Miami Fusion	10	3	7	0	9	6	13	3	3	0	5	2	0	4	0	1	11
Tampa Bay Mutiny	11	2	9	0	6	12	23	1	5	0	7	10	1	4	0	5	13
Chivas USA	6	1	3	2	5	4	7	1	0	2	4	3	0	3	0	0	4
Real Salt Lake	3	1	1	1	4	3	3	1	1	0	1	0	0	0	1	2	2

## ALL-TIME GOALS SCORED

TEAM	GP	GOALS
CARLOS RUIZ	17	16
LANDON DONOVAN	18	14
ROY LASSITER	21	13
JAIME MORENO	32	12
ANTE RAZOV	35	11
BRIAN MCBRIDE	25	10
PREKI	26	10
TAYLOR TWEELMAN	21	10
RAUL DIAZ ARCE	12	8
STERN JOHN	10	8

## ASSISTS

TEAM	GP	ASTS
LA	35	14
DC	23	13
LA	45	13
DC*	32	10
CHI	20	10
CHV*	35	10
LA*	18	7
HOU*	26	7
HOU*	19	7
NE*	34	7
RSL*	14	7

## GOALKEEPING LEADERS

TEAM	GP	MIN	SHTS	SVS	GA	GAA	W-L-T	SHO
ADIN BROWN	10	954	66	59	7	0.66	4-3-3	5
JON CONWAY	4	360	16	13	3	0.75	0-2-2	1
WILLIAM HESMER	4	360	10	7	3	0.75	3-0-1	1
MATT REIS	18	1701	98	83	15	0.79	8-6-4	8
JON BUSCH	10	920	46	37	9	0.88	3-3-4	3
JEFF CASSAR	5	405	17	13	4	0.89	0-4-0	2
MATT PICKENS	5	480	31	26	5	0.94	2-2-1	2
ZACH THORNTON	33	3013	147	114	33	0.99	17-12-4	13
JORGE CAMPOS	6	544	31	25	6	0.99	2-2-0	1

4 players tied with 1.00  
Minimum: 300 minutes played

## SHOTS

TEAM	GP	SHOTS
ANTE RAZOV	35	95
JAIME MORENO	32	73
COBI JONES	45	66
CARLOS RUIZ	17	65
PREKI	26	63
TAYLOR TWEELMAN	21	61
BRIAN MCBRIDE	25	60
MARK CHUNG	26	58
CLINT MATHIS	24	54
ROY LASSITER	21	53

## SHOTS ON GOAL

TEAM	GP	SOG
ANTE RAZOV	35	38
CARLOS RUIZ	17	33
JAIME MORENO	32	32
PREKI	26	32
LANDON DONOVAN	18	30
ROY LASSITER	21	30
TAYLOR TWEELMAN	21	30
COBI JONES	45	29
CLINT MATHIS	24	28
BRIAN MCBRIDE	25	28

## GAME-WINNING GOALS

TEAM	GP	GWG
DC*	32	5
LA*	18	4
CHI*	25	4
TOR*	17	4
NE	21	4
TOR*	23	3
COL*	12	3
NY*	31	3
RSL*	24	3
KC	7	3
CHV*	35	3
LA*	20	3

## GAME-WINNING ASSISTS

TEAM	GP	GWA
DC	23	5
LA	45	5
DC*	32	4
NY*	39	3
LA	35	3
DAL*	19	3
COL*	22	3
HOU*	26	3
NE*	34	3
CHV*	35	3

MULTI-GOAL GAMES	TEAM	GP	GAMES
Landon Donovan	LA*	18	4
Roy Lassiter	DC*	21	4
Carlos Ruiz	TOR*	17	4
Paul Bravo	COL*	15	2
Carlos Hermosillo	LA	9	2
Stern John	CLB	10	2
Brian McBride	CHI*	25	2
Jaime Moreno	DC*	32	2
Ante Razov	CHV*	35	2

21 players tied with 1

FOULS COMMITTED	TEAM	GP	FC
Diego Gutierrez	CHI*	40	92
Chris Armas	CHI*	37	74
Chris Henderson	NY*	31	65
Ante Razov	CHV*	35	63
Jay Heaps	NE*	28	59
Jesse Marsch	CHV*	37	59
Dema Kovalenko	LA*	31	58
Pablo Mastroeni	COL*	23	58
Jaime Moreno	DC*	32	58
C.J. Brown	CHI	32	52

FOULS SUFFERED	TEAM	GP	FS
Cobi Jones	LA	45	113
Jaime Moreno	DC*	32	102
Taylor Twellman	NE	21	70
Mauricio Cienfuegos	LA	35	68
Mark Chung	SJ*	26	65
Oscar Pareja	DAL*	17	64
Carlos Ruiz	TOR*	17	64
Jeff Agoos	NY*	39	62
DaMarcus Beasley	CHI	17	59
Chris Henderson	NY*	31	58

OFFSIDES	TEAM	GP	OFF
Ante Razov	CHV*	35	40
Carlos Ruiz	TOR*	17	33
Luis Hernandez	LA	10	23
Raul Diaz Arce	COL*	12	22
Chris Henderson	NY*	31	22
Roy Lassiter	DC*	21	22
Taylor Twellman	NE	21	20
Adolfo Valencia	NY	8	20
Jaime Moreno	DC*	32	17
Pat Noonan	COL*	17	17

CAUTIONS (YELLOW)	TEAM	GP	CAUT
Diego Gutierrez	CHI*	40	12
Dema Kovalenko	LA*	31	12
Jesse Marsch	CHV*	37	9
Pablo Mastroeni	COL*	23	9
Robert Warzycha	CLB	17	9
Mike Clark	CLB	22	8
Joe Franchino	LA*	25	8
Shalrie Joseph	NE	19	8
Carlos Llamosa	CHV*	27	8
Hristo Stoitchkov	DC*	15	8

EJECTIONS (RED CARDS)	TEAM	GP	EJECT
Diego Serna	COL*	7	2

41 players tied with 1

HAT TRICKS	TEAM	GP	HATS
Raul Diaz Arce	COL*	12	1
Stern John	CLB	10	1

GAMES PLAYED	TEAM	GP
Cobi Jones	LA	45
Kevin Hartman	KC*	44
Diego Gutierrez	CHI*	40
Jeff Agoos	NY*	39
Chris Armas	CHI*	37
Jesse Marsch	CHV*	37
Mauricio Cienfuegos	LA	35
Ante Razov	CHV*	35
Steve Ralston	NE*	34
Zach Thornton	CHV*	33

GAMES STARTED	TEAM	GS
Kevin Hartman	KC*	44
Cobi Jones	LA	43
Jeff Agoos	NY*	39
Chris Armas	CHI*	37
Jesse Marsch	CHV*	37
Mauricio Cienfuegos	LA	34
Diego Gutierrez	CHI*	34
Steve Ralston	NE*	34
Zach Thornton	CHV*	33
C.J. Brown	CHI	32
Ante Razov	CHV*	32

MINUTES PLAYED	TEAM	MIN
Kevin Hartman	KC*	4042
Cobi Jones	LA	3938
Jeff Agoos	NY*	3557
Chris Armas	CHI*	3383
Diego Gutierrez	CHI*	3270
Jesse Marsch	CHV*	3228
Steve Ralston	NE*	3164
Zach Thornton	CHV*	3013
Mauricio Cienfuegos	LA	2992
C.J. Brown	CHI	2921

#### CONSECUTIVE GAMES WITH GOALS

#	PLAYER	TM	START	STOP
6	Carlos Ruiz	---	10/02/2002	11/09/2003

#### CONSECUTIVE GAMES WITH ASSISTS

#	PLAYER	TM	START	STOP
8	Carlos Ruiz	---	09/25/2002	11/09/2003

#### CONSECUTIVE GAMES WITH GOAL OR ASSIST

#	PLAYER	TM	START	STOP
8	Carlos Ruiz	---	09/25/2002	11/09/2003

#### GAMES PLAYED IN GOAL

Team	GP	
Kevin Hartman	KC*	44
Zach Thornton	CHV*	33
Tony Meola	NY*	23
Joe Cannon	SJ*	18
Pat Onstad	HOU*	18
Matt Reis	NE*	18
Tom Presthus	CLB*	15
Nick Rimando	RSL*	15
Mark Dodd	DAL	12
Matt Jordan	COL*	12

#### GAMES STARTED IN GOAL

TEAM	GS	
Kevin Hartman	KC*	44
Zach Thornton	CHV*	33
Tony Meola	NY*	23
Joe Cannon	SJ*	18
Pat Onstad	HOU*	18
Matt Reis	NE*	17
Nick Rimando	RSL*	15
Tom Presthus	CLB*	14
Matt Jordan	COL*	12
Mark Dodd	DAL	11
Scott Garlick	RSL*	11

#### MINUTES PLAYED IN GOAL

TEAM	MIN	
Kevin Hartman	KC*	4042
Zach Thornton	CHV*	3013
Tony Meola	NY*	2135
Pat Onstad	HOU*	1713
Matt Reis	NE*	1701
Joe Cannon	SJ*	1690
Nick Rimando	RSL*	1339
Tom Presthus	CLB*	1261
Matt Jordan	COL*	1066
Mark Dodd	DAL	1035

GOALKEEPER WINS	TEAM	GP	WON
Kevin Hartman	KC*	44	22
Zach Thornton	CHV*	33	17
Tom Presthus	CLB*	15	10
Tony Meola	NY*	23	9
Pat Onstad	HOU*	18	9
Matt Reis	NE*	18	8
Nick Rimando	RSL*	15	8
Joe Cannon	SJ*	18	7
Mark Dougherty	CLB*	10	5
Mark Simpson	DC	6	5

GOALKEEPER LOSSES	TEAM	GP	LOST
Kevin Hartman	KC*	44	15
Zach Thornton	CHV*	33	12
Tony Meola	NY*	23	11
Joe Cannon	SJ*	18	8
Mark Dodd	DAL	12	7
Matt Jordan	COL*	12	7
Pat Onstad	HOU*	18	6
Matt Reis	NE*	18	6
Mark Dougherty	CLB*	10	5
David Kramer	COL*	11	5
Tom Presthus	CLB*	15	5
Nick Rimando	RSL*	15	5

SAVES	TEAM	GP	SVS
Kevin Hartman	KC*	44	155
Zach Thornton	CHV*	33	114
Tony Meola	NY*	23	96
Matt Reis	NE*	18	83
Joe Cannon	SJ*	18	64
Nick Rimando	RSL*	15	62
Adin Brown	NE*	10	59
Pat Onstad	HOU*	18	49
Mark Dodd	DAL	12	45
Scott Garlick	RSL*	11	45

TEAM ATTENDANCE REPORT

	HOME GAMES			ROAD GAMES		
	DATES	TOTAL	AVERAGE	DATES	TOTAL	AVERAGE
Chicago Fire	20	311,792	15,590	19	270,776	14,251
Chivas USA	3	54,086	18,029	3	44,601	14,867
Colorado Rapids	12	116,538	9,712	15	235,281	15,685
Columbus Crew	14	201,767	14,412	16	196,393	12,275
D.C. United	19	388,308	20,437	17	318,169	18,716
FC Dallas	15	158,471	10,565	14	197,677	14,120
Houston Dynamo	5	131,660	26,332	5	101,511	20,302
Kansas City Wizards	16	194,589	12,162	16	224,629	14,039
Los Angeles Galaxy	24	533,495	22,229	21	270,858	12,898
MetroStars-N.Y. Red Bu	11	135,011	12,274	16	244,223	15,264
Miami Fusion	6	56,452	9,409	4	55,120	13,780
New England Revolution	17	227,525	13,384	15	242,478	16,165
Real Salt Lake	2	34,727	17,364	1	19,265	19,265
San Jose Clash/Earthqu	8	108,552	13,569	11	208,944	18,995
Tampa Bay Mutiny	6	57,466	9,578	5	80,514	16,103
MLS Totals	178	2,710,439	15,227	178	2,710,439	15,227

GOAL-SCORING TOTALS

TEAM	OVERALL	GOALS FOR		GOALS AGAINST	
	RECORD	TOTAL	AVG	TOTAL	AVG
Los Angeles Galaxy	26-15-4	78	1.73	54	1.20 (7th)
San Jose Earthquakes	10-8-1	32	1.68	26	1.37 (9th)
D.C. United	24-9-3	59	1.64	43	1.19 (6th)
Houston Dynamo	5-3-2	16	1.60	11	1.10 (3d)
Columbus Crew	14-12-4	45	1.50	46	1.53 (11th)
Chicago Fire	20-13-6	57	1.46	37	0.95 (1st)
Kansas City Wizards	12-15-5	44	1.38	46	1.44 (10th)
FC Dallas	9-16-4	38	1.31	56	1.93 (14th)
New York Red Bulls	8-14-5	32	1.19	42	1.56 (12th)
Tampa Bay Mutiny	2-9-0	12	1.09	23	2.09 (15th)
Colorado Rapids	7-15-5	27	1.00	42	1.56 (12th)
New England Revolution	11-13-8	32	1.00	36	1.13 (4th)
Real Salt Lake	1-1-1	3	1.00	3	1.00 (2d)
Chivas USA	1-3-2	4	0.67	7	1.17 (5th)
Miami Fusion	3-7-0	6	0.60	13	1.30 (8th)
		485	2.72 goals per game		

SHUTOUTS	TEAM	GP	SHO
Kevin Hartman	KC*	44	14
Zach Thornton	CHV*	33	13
Tony Meola	NY*	23	8
Matt Reis	NE*	18	8
Tom Presthus	CLB*	15	7
Nick Rimando	RSL*	15	6
Adin Brown	NE*	10	5
Joe Cannon	SJ*	18	5
Jon Busch	CHI*	10	3
Mark Dougherty	CLB*	10	3
David Kramer	COL*	11	3
Pat Onstad	HOU*	18	3

SAVES PERCENTAGE	TEAM	GP	SAVES	SOG	PCT
Dario Sala	DAL	4	20	24	83.3
Marcus Hahnemann	COL	7	34	41	82.9
Adin Brown	NE*	10	59	72	81.9
Dave Salzwedel	SJ	3	18	22	81.8
Jon Conway	CHV*	4	13	16	81.3
Matt Pickens	COL*	5	26	32	81.3
Brad Guzan	CHV	4	16	20	80.0
Matt Reis	NE*	18	83	104	79.8
Jon Busch	CHI*	10	37	47	78.7
Bo Oshoniyi	KC*	4	14	18	77.8
Minimum: 10 saves					

LONGEST SHUTOUT STREAKS (MINUTES)

PLAYER	MIN	START	END
Kevin Hartman, LA	473	10/29/2005	11/10/2007
Kevin Hartman, LA	422	10/02/2002	11/09/2003
Adin Brown, NE	374	9/29/2002	10/12/2002
Matt Reis, NE	351	11/12/2006	11/18/2007
Tony Meola, MET	328	10/03/1998	9/24/2000
Kevin Hartman, LA	314	10/16/1998	10/31/1999
Zach Thornton, CHI	311	10/02/2002	11/23/2003
Tom Presthus, DC	307	10/25/1998	10/31/1999
Matt Reis, NE	292	10/28/2006	11/12/2006
Jorge Campos, LA	286	9/26/1996	10/10/1996

TEAM TOTALS	GP	G	A	SHT	SOG	PG	PA	BK	FC	FS	OFF	CK	C
Chicago Fire	39	57	74	510	229	3	5	7	679	687	125	212	91
Chivas USA	6	4	2	50	23	1	1	1	111	84	13	14	16
Colorado Rapids	27	27	34	338	136	3	4	4	479	417	76	136	51
Columbus Crew	30	45	61	381	158	1	3	6	493	482	88	151	64
D.C. United	36	59	69	455	208	1	1	10	598	595	143	215	67
FC Dallas	29	38	47	320	145	3	5	8	541	473	85	128	82
Houston Dynamo	10	16	22	134	60	1	2	2	148	167	39	61	19
Kansas City Wizards	32	44	40	388	175	3	3	6	527	506	73	138	71
Los Angeles Galaxy	45	78	82	560	258	5	6	11	773	728	139	238	84
New York Red Bulls	27	32	34	331	141	3	3	10	423	406	66	120	57
Miami Fusion	10	6	8	95	39	0	0	3	154	169	35	42	21
New England Revolution	32	32	36	340	158	2	2	15	535	517	89	132	71
Real Salt Lake	3	3	5	61	23	0	0	1	45	35	4	12	5
San Jose Earthquakes	19	32	43	264	119	0	0	4	295	297	65	116	39
Tampa Bay Mutiny	11	12	14	154	56	0	0	1	173	152	38	59	20

TEAM RANKS	G	A	SHT	SOG	BLK	FC	FS	OFF	CK	C
Chicago Fire	6	5	5	4	12	4	1	6	4	3
Chivas USA	14	15	15	15	13	2	13	14	15	2
Colorado Rapids	11	10	8	11	14	3	11	10	7	11
Columbus Crew	5	3	6	8	9	9	8	8	8	6
D.C. United	3	4	7	5	5	7	4	1	3	13
FC Dallas	8	8	12	12	6	1	5	9	10	1
Houston Dynamo	4	2	4	3	9	15	3	2	2	10
Kansas City Wizards	7	12	11	7	11	8	9	13	11	4
Los Angeles Galaxy	1	6	9	6	7	5	6	7	6	12
New York Red Bulls	9	10	10	9	2	11	12	12	9	7
Miami Fusion	15	14	14	14	4	13	2	3	12	8
New England Revolution	11	13	13	13	1	6	7	11	13	4
Real Salt Lake	11	7	1	1	3	14	15	15	14	15
San Jose Earthquakes	2	1	3	2	8	12	10	5	1	9
Tampa Bay Mutiny	10	9	2	10	15	10	14	4	5	14

TEAM GOALS SCORED INTERVALS	GP	G	1-15	16-30	31-45	46-60	61-75	76-90	OT
Los Angeles Galaxy	45	78	10	11	13	10	13	14	7
D.C. United	36	59	6	9	8	9	12	14	1
Chicago Fire	39	57	8	9	17	8	5	9	1
Columbus Crew	30	45	6	3	8	11	3	13	1
Kansas City Wizards	32	44	6	10	6	6	11	4	1
FC Dallas	29	38	5	7	3	7	9	5	2
New England Revolution	32	32	5	8	3	4	6	5	1
New York Red Bulls	27	32	1	3	8	7	5	7	1
San Jose Earthquakes	19	32	3	2	8	6	5	4	4
Colorado Rapids	27	27	2	7	1	2	6	6	3
Houston Dynamo	10	16	1	1	1	0	7	3	3
Tampa Bay Mutiny	11	12	2	2	3	2	1	2	0
Miami Fusion	10	6	1	1	0	2	2	0	0
Chivas USA	6	4	0	1	1	0	1	1	0
Real Salt Lake	3	3	0	0	1	0	0	2	0

TEAM GOALS ALLOWED INTERVALS	GP	G	1-15	16-30	31-45	46-60	61-75	76-90	OT
Real Salt Lake	3	3	0	2	0	0	0	1	0
Chivas USA	6	7	0	0	2	0	2	3	0
Houston Dynamo	10	11	2	3	2	1	1	1	1
Miami Fusion	10	13	1	3	4	1	1	2	1
Tampa Bay Mutiny	11	23	3	2	3	7	2	6	0
San Jose Earthquakes	19	26	3	2	4	8	3	6	0
New England Revolution	32	36	4	3	6	5	8	5	5
Chicago Fire	39	37	5	3	9	8	5	5	2
New York Red Bulls	27	42	4	6	6	4	9	12	1
Colorado Rapids	27	42	8	7	4	6	11	4	2
D.C. United	36	43	8	4	10	6	8	7	0
Kansas City Wizards	32	46	3	10	5	6	11	8	3
Columbus Crew	30	46	9	6	7	11	4	9	0
Los Angeles Galaxy	45	54	0	12	10	6	15	7	4
FC Dallas	29	56	6	11	9	5	6	13	6

#### HOME GOAL-SCORING TOTALS

TEAM	W	L	T	GF	AVG	GA	AVG
D.C. United	14	3	2	39	2.05	21	1.11
Los Angeles Galaxy	18	5	1	56	2.33	23	0.96
FC Dallas	7	6	2	28	1.87	24	1.60
Kansas City Wizards	11	3	2	29	1.81	13	0.81
Columbus Crew	9	4	1	29	2.07	17	1.21
New England Revolution	9	4	4	21	1.24	11	0.65
New York Red Bulls	5	4	2	13	1.18	11	1.00
Colorado Rapids	4	5	3	9	0.75	12	1.00
San Jose Earthquakes	6	1	1	20	2.50	7	0.88
Chicago Fire	16	2	2	40	2.00	13	0.65
Tampa Bay Mutiny	1	5	0	7	1.17	10	1.67
Miami Fusion	3	3	0	5	0.83	2	0.33
Real Salt Lake	1	1	0	1	0.50	1	0.50
Chivas USA	1	0	2	4	1.33	3	1.00
Houston Dynamo	4	1	0	11	2.20	5	1.00

#### ROAD GOAL-SCORING TOTALS

TEAM	W	L	T	GF	AVG	GA	AVG
Los Angeles Galaxy	8	10	3	22	1.05	31	1.48
D.C. United	10	6	1	20	1.18	22	1.29
FC Dallas	2	11	1	10	0.71	32	2.29
Columbus Crew	5	8	3	16	1.00	29	1.81
New England Revolution	3	10	2	11	0.73	25	1.67
New York Red Bulls	3	10	3	19	1.19	31	1.94
Colorado Rapids	4	10	1	18	1.20	30	2.00
Chicago Fire	4	12	3	17	0.89	24	1.26
Kansas City Wizards	1	12	3	15	0.94	33	2.06
San Jose Earthquakes	4	7	0	12	1.09	19	1.73
Tampa Bay Mutiny	1	4	0	5	1.00	13	2.60
Chivas USA	0	3	0	0	0.00	4	1.33
Miami Fusion	0	4	0	1	0.25	11	2.75
Real Salt Lake	0	0	1	2	2.00	2	2.00
Houston Dynamo	2	2	1	5	1.00	6	1.20

FIRST-HALF GOAL-SCORING TOTALS

TEAM	W	L	T	GF	AVG	GA	AVG
Chicago Fire	20	14	5	34	0.87	17	0.44
Los Angeles Galaxy	26	15	4	34	0.76	22	0.49
D.C. United	24	9	3	23	0.64	22	0.61
Kansas City Wizards	12	15	5	22	0.69	18	0.56
Columbus Crew	14	12	4	17	0.57	22	0.73
New England Revolution	12	14	6	16	0.50	13	0.41
FC Dallas	9	17	3	15	0.52	26	0.90
San Jose Earthquakes	10	8	1	13	0.68	9	0.47
New York Red Bulls	8	14	5	12	0.44	16	0.59
Colorado Rapids	8	15	4	10	0.37	19	0.70
Tampa Bay Mutiny	2	9	0	7	0.64	8	0.73
Houston Dynamo	6	3	1	3	0.30	7	0.70
Miami Fusion	3	7	0	2	0.20	8	0.80
Chivas USA	1	3	2	2	0.33	2	0.33
Real Salt Lake	1	1	1	1	0.33	2	0.67

SECOND-HALF GOAL-SCORING TOTALS

TEAM	W	L	T	GF	AVG	GA	AVG
Los Angeles Galaxy	26	15	4	37	0.82	28	0.62
D.C. United	24	9	3	35	0.97	21	0.58
Columbus Crew	14	12	4	27	0.90	24	0.80
Chicago Fire	20	14	5	22	0.56	18	0.46
Kansas City Wizards	12	15	5	21	0.66	25	0.78
FC Dallas	9	17	3	21	0.72	24	0.83
New York Red Bulls	8	14	5	19	0.70	25	0.93
New England Revolution	12	14	6	15	0.47	18	0.56
San Jose Earthquakes	10	8	1	15	0.79	17	0.89
Colorado Rapids	8	15	4	14	0.52	21	0.78
Houston Dynamo	6	3	1	10	1.00	3	0.30
Tampa Bay Mutiny	2	9	0	5	0.45	15	1.36
Miami Fusion	3	7	0	4	0.40	4	0.40
Real Salt Lake	1	1	1	2	0.67	1	0.33
Chivas USA	1	3	2	2	0.33	5	0.83

TEAM TOTAL SHOTS

TEAM	W	L	T	1st	2nd	TOT
Los Angeles Galaxy	26	15	4	244	316	560
Chicago Fire	20	14	5	227	283	510
D.C. United	24	9	3	214	241	455
Kansas City Wizards	12	15	5	194	194	388
Columbus Crew	14	12	4	164	217	381
New England Revolution	12	14	6	153	187	340
Colorado Rapids	8	15	4	150	188	338
New York Red Bulls	8	14	5	143	188	331
FC Dallas	9	17	3	124	196	320
San Jose Earthquakes	10	8	1	126	138	264
Tampa Bay Mutiny	2	9	0	79	75	154
Houston Dynamo	6	3	1	55	79	134
Miami Fusion	3	7	0	42	53	95
Real Salt Lake	1	1	1	24	37	61
Chivas USA	1	3	2	26	24	50

TEAM TOTAL SHOTS AGAINST

TEAM	W	L	T	1st	2nd/OT	TOT
Real Salt Lake	1	1	1	12	14	26
Chivas USA	1	3	2	36	42	78
Houston Dynamo	6	3	1	32	51	83
Miami Fusion	3	7	0	83	59	142
Tampa Bay Mutiny	2	9	0	73	72	145
San Jose Earthquakes	10	8	1	98	118	216
New York Red Bulls	8	14	5	143	206	349
Colorado Rapids	8	15	4	169	186	355
Columbus Crew	14	12	4	172	198	370
Kansas City Wizards	12	15	5	175	200	375
FC Dallas	9	17	3	165	225	390
Chicago Fire	20	14	5	177	228	405
D.C. United	24	9	3	167	238	405
New England Revolution	12	14	6	206	261	467
Los Angeles Galaxy	26	15	4	257	318	575

RECORD WHEN SCORING FIRST GOAL

TEAM	W	L	T	PCT
Real Salt Lake	1	0	0	1.000
Miami Fusion	2	0	0	1.000
Houston Dynamo	2	0	0	1.000
Columbus Crew	11	0	0	1.000
San Jose Earthquakes	7	0	1	.938
D.C. United	19	2	0	.905
Los Angeles Galaxy	22	5	0	.815
Chicago Fire	18	3	3	.813
Chivas USA	1	0	1	.750
Colorado Rapids	5	2	0	.714
New England Revolution	10	3	4	.706
New York Red Bulls	6	2	3	.682
Tampa Bay Mutiny	2	1	0	.667
Kansas City Wizards	11	6	2	.632
FC Dallas	5	4	3	.542

RECORD WHEN ALLOWING FIRST GOAL

TEAM	W	L	T	PCT
Houston Dynamo	3	3	2	.500
D.C. United	5	7	2	.429
Los Angeles Galaxy	4	10	3	.324
San Jose Clash/Earthquakes	3	8	0	.273
Columbus Crew	3	12	3	.250
Real Salt Lake	0	1	1	.250
FC Dallas	4	12	0	.250
Colorado Rapids	2	13	3	.194
Chicago Fire	2	10	1	.192
MetroStars-N.Y. Red Bulls	2	12	1	.167
Miami Fusion	1	7	0	.125
New England Revolution	1	10	1	.125
Kansas City Wizards	1	9	0	.100
Tampa Bay Mutiny	0	8	0	.000
Chivas USA	0	3	0	.000

RECORD WHEN LEADING AT THE HALF

TEAM	W	L	T	PCT
Miami Fusion	1	0	0	1.000
Houston Dynamo	2	0	0	1.000
D.C. United	10	0	0	1.000
Chivas USA	1	0	0	1.000
Colorado Rapids	4	0	0	1.000
Columbus Crew	8	0	0	1.000
San Jose Earthquakes	6	0	1	.929
New York Red Bulls	5	0	1	.917
Kansas City Wizards	10	1	1	.875
New England Revolution	9	1	1	.864
Los Angeles Galaxy	12	2	0	.857
Chicago Fire	13	2	1	.844
FC Dallas	3	3	1	.500
Tampa Bay Mutiny	1	1	0	.500

RECORD WHEN TRAILING AT THE HALF

TEAM	W	L	T	PCT
Houston Dynamo	2	3	0	.400
Los Angeles Galaxy	2	7	2	.273
D.C. United	2	8	1	.227
New York Red Bulls	1	5	0	.167
Columbus Crew	1	9	1	.136
Kansas City Wizards	1	8	0	.111
FC Dallas	1	9	0	.100
Chicago Fire	0	8	1	.056
Colorado Rapids	0	10	1	.045
San Jose Earthquakes	0	4	0	.000
Chivas USA	0	1	0	.000
Real Salt Lake	0	1	0	.000
Miami Fusion	0	4	0	.000
New England Revolution	0	5	0	.000
Tampa Bay Mutiny	0	3	0	.000

CONSECUTIVE MINUTES WITHOUT SCORING A GOAL

TEAM	MIN	START	END
Columbus Crew	279	9/28/2002	10/12/2002
Colorado Rapids	260	9/16/2000	9/24/2000
Kansas City Wizards	235	10/27/2007	end of season
San Jose Clash	234	9/26/1996	end of season
Miami Fusion	221	10/10/2001	end of season
D.C. United	210	9/30/1998	10/11/1998
New England Revolution	206	11/06/2005	end of season
Chicago Fire	192	10/10/2001	10/17/2001
MetroStars	191	9/24/1996	10/02/1996
Los Angeles Galaxy	190	10/05/1997	end of season

CONSECUTIVE MINUTES WITHOUT ALLOWING A GOAL

TEAM	MIN	START	END
New England Revolution	374	9/29/2002	10/12/2002
New England Revolution	331	10/27/2007	11/18/2007
Los Angeles Galaxy	311	10/02/2002	end of season
New England Revolution	292	10/28/2006	11/12/2006
Los Angeles Galaxy	286	9/26/1996	10/10/1996
Chicago Fire	286	11/01/2003	11/23/2003
D.C. United	262	10/16/1999	10/31/1999
Kansas City Wizards	260	9/16/2000	9/24/2000
Los Angeles Galaxy	258	10/29/2005	end of season
Los Angeles Galaxy	255	10/17/1999	10/31/1999

TEAM WINNING STREAK LEADERS

TEAM	#	START	STOP
Chicago Fire	5	10/01/1998	10/25/1998
Chicago Fire	2	09/22/2000	09/26/2000
Chicago Fire	3	11/01/2003	11/14/2003
Colorado Rapids	4	10/04/1997	10/15/1997
Columbus Crew	2	10/05/1997	10/08/1997
Columbus Crew	2	09/30/1998	10/03/1998
Columbus Crew	2	10/17/1999	10/22/1999
Columbus Crew	2	09/25/2002	09/28/2002
Columbus Crew	3	11/08/2008	
D.C. United	13	09/27/1996	10/11/1998
D.C. United	3	10/16/1999	10/31/1999
D.C. United	2	11/13/1999	11/21/1999
D.C. United	4	10/23/2004	11/14/2004
FC Dallas	2	10/05/1997	10/08/1997
Houston Dynamo	3	10/29/2006	11/12/2006
Houston Dynamo	3	11/02/2007	11/18/2007
Kansas City Wizards	2	10/06/2000	10/15/2000
Kansas City Wizards	2	10/30/2004	11/05/2004
Los Angeles Galaxy	4	09/29/1996	10/13/1996
Los Angeles Galaxy	2	10/01/1998	10/04/1998
Los Angeles Galaxy	3	10/17/1999	10/31/1999
Los Angeles Galaxy	2	09/14/2000	09/20/2000
Los Angeles Galaxy	2	10/13/2001	10/17/2001
Los Angeles Galaxy	5	10/02/2002	11/01/2003
Los Angeles Galaxy	2	11/05/2005	
New York Red Bulls	2	09/15/2000	09/20/2000
New York Red Bulls	2	11/09/2008	11/15/2008
Miami Fusion	2	09/29/2001	10/10/2001
New England Revolution	2	10/29/2005	11/06/2005
New England Revolution	2	10/28/2006	11/05/2006
New England Revolution	2	11/03/2007	11/08/2007
San Jose Earthquakes	2	09/22/2001	09/26/2001
San Jose Earthquakes	3	10/14/2001	10/21/2001
San Jose Earthquakes	4	11/09/2003	10/24/2004

TEAM HOME WINNING STREAK LEADERS

TEAM	#	START	STOP
Chicago Fire	10	10/01/1998	09/29/2001
Chicago Fire	3	09/29/2002	11/14/2003
Chicago Fire	3	10/22/2006	
Colorado Rapids	2	10/08/1997	10/15/1997
Columbus Crew	4	09/30/1998	11/07/1999
Columbus Crew	3	11/08/2008	
D.C. United	12	09/27/1996	11/13/1999
D.C. United	2	10/30/2004	11/06/2004
FC Dallas	3	10/16/1999	11/07/1999
Houston Dynamo	4	10/29/2006	11/10/2007
Kansas City Wizards	2	09/16/2000	09/24/2000
Kansas City Wizards	7	10/06/2000	11/05/2004
Los Angeles Galaxy	3	09/29/1996	10/10/1996
Los Angeles Galaxy	3	10/17/1999	11/11/1999
Los Angeles Galaxy	2	09/20/2000	10/03/2000
Los Angeles Galaxy	2	09/29/2001	10/13/2001
Los Angeles Galaxy	7	09/25/2002	
New York Red Bulls	3	09/15/2000	09/26/2001
Miami Fusion	3	09/22/2001	10/10/2001
New England Revolution	3	09/19/2000	10/02/2002
New England Revolution	3	10/23/2004	11/06/2005
New England Revolution	2	11/03/2007	11/08/2007
San Jose Earthquakes	3	09/26/1996	10/14/2001
San Jose Earthquakes	3	11/09/2003	10/24/2004

TEAM ROAD WINNING STREAK LEADERS

TEAM	#	START	STOP
Chicago Fire	2	10/05/1998	10/10/1998
Chicago Fire	2	11/01/2003	10/30/2005
Colorado Rapids	2	10/04/1997	10/12/1997
Colorado Rapids	2	10/29/2005	10/28/2006
D.C. United	5	10/12/1996	10/04/1998
D.C. United	2	10/23/2004	11/14/2004
Los Angeles Galaxy	2	11/05/2005	
New York Red Bulls	2	11/09/2008	11/15/2008
San Jose Earthquakes	2	10/17/2001	10/21/2001

TEAM UNDEFEATED STREAK LEADERS

TEAM	#	START	STOP
Chicago Fire	5	10/01/1998	10/25/1998
Chicago Fire	2	09/22/2000	09/26/2000
Chicago Fire	4	09/20/2001	10/10/2001
Chicago Fire	3	11/01/2003	11/14/2003
Chicago Fire	2	10/21/2005	10/30/2005
Chicago Fire	2	10/25/2007	11/01/2007
Chicago Fire	2	10/30/2008	11/06/2008
Colorado Rapids	4	10/04/1997	10/15/1997
Colorado Rapids	2	09/28/2002	10/02/2002
Colorado Rapids	2	10/22/2005	10/29/2005
Columbus Crew	2	10/05/1997	10/08/1997
Columbus Crew	2	09/30/1998	10/03/1998
Columbus Crew	2	10/17/1999	10/22/1999

Columbus Crew	3	09/25/2002	10/06/2002
Columbus Crew	5	10/31/2004	
D.C. United	13	09/27/1996	10/11/1998
D.C. United	3	10/16/1999	10/31/1999
D.C. United	2	11/13/1999	11/21/1999
D.C. United	5	10/23/2004	10/21/2005
D.C. United	2	10/21/2006	10/29/2006
FC Dallas	2	10/05/1997	10/08/1997
FC Dallas	2	10/02/2002	10/22/2005
Houston Dynamo	3	10/29/2006	11/12/2006
Houston Dynamo	4	11/02/2007	11/01/2008
Kansas City Wizards	4	09/16/2000	09/29/2000
Kansas City Wizards	2	10/06/2000	10/15/2000
Kansas City Wizards	2	11/04/2003	11/08/2003
Kansas City Wizards	2	10/30/2004	11/05/2004
Kansas City Wizards	2	10/27/2007	11/03/2007
Los Angeles Galaxy	4	09/29/1996	10/13/1996
Los Angeles Galaxy	2	10/01/1998	10/04/1998
Los Angeles Galaxy	3	10/17/1999	10/31/1999
Los Angeles Galaxy	4	09/14/2000	10/03/2000
Los Angeles Galaxy	4	09/29/2001	10/17/2001
Los Angeles Galaxy	5	10/02/2002	11/01/2003
Los Angeles Galaxy	4	10/23/2005	
New York Red Bulls	2	09/15/2000	09/20/2000
New York Red Bulls	2	09/23/2001	09/26/2001
New York Red Bulls	2	10/29/2006	10/27/2007
New York Red Bulls	3	11/01/2008	11/15/2008
Miami Fusion	2	09/29/2001	10/10/2001
New England Revolution	4	10/02/2002	10/12/2002
New England Revolution	2	11/01/2003	11/09/2003
New England Revolution	2	10/23/2004	10/31/2004
New England Revolution	2	10/29/2005	11/06/2005
New England Revolution	2	10/28/2006	11/05/2006
New England Revolution	3	10/27/2007	11/08/2007
Real Salt Lake	2	11/01/2008	11/08/2008
San Jose Earthquakes	2	09/22/2001	09/26/2001
San Jose Earthquakes	3	10/14/2001	10/21/2001
San Jose Earthquakes	4	11/09/2003	10/24/2004

TEAM HOME UNDEFEATED STREAK LEADERS

TEAM	#	START	STOP
Chicago Fire	11	10/01/1998	10/10/2001
Chicago Fire	3	09/29/2002	11/14/2003
Chicago Fire	4	10/21/2005	
Chivas USA	3	10/22/2006	
Colorado Rapids	2	10/08/1997	10/15/1997
Colorado Rapids	2	09/20/2000	09/28/2002
Colorado Rapids	3	11/04/2003	10/22/2005
Columbus Crew	4	09/30/1998	11/07/1999
Columbus Crew	4	10/31/2004	
D.C. United	12	09/27/1996	11/13/1999
D.C. United	2	10/30/2004	11/06/2004
FC Dallas	3	10/16/1999	11/07/1999
FC Dallas	3	09/23/2001	10/02/2002
Houston Dynamo	4	10/29/2006	11/10/2007
Kansas City Wizards	10	09/16/2000	11/05/2004
Kansas City Wizards	2	10/27/2007	
Los Angeles Galaxy	3	09/29/1996	10/10/1996
Los Angeles Galaxy	3	10/17/1999	11/11/1999
Los Angeles Galaxy	5	09/20/2000	10/13/2001
Los Angeles Galaxy	7	09/25/2002	
New York Red Bulls	3	09/15/2000	09/26/2001
New York Red Bulls	2	10/27/2007	
Miami Fusion	3	09/22/2001	10/10/2001
New England Revolution	9	09/19/2000	11/06/2005
New England Revolution	2	11/03/2007	11/08/2007
San Jose Earthquakes	3	09/26/1996	10/14/2001
San Jose Earthquakes	4	11/09/2003	

TEAM ROAD UNDEFEATED STREAK LEADERS

TEAM	#	START	STOP
Chicago Fire	2	10/05/1998	10/10/1998
Chicago Fire	2	11/01/2003	10/30/2005
Colorado Rapids	2	10/04/1997	10/12/1997
Colorado Rapids	2	10/29/2005	10/28/2006
Columbus Crew	3	09/25/2002	10/12/2002
D.C. United	5	10/12/1996	10/04/1998
D.C. United	4	10/23/2004	10/21/2006
FC Dallas	2	10/22/2005	10/21/2006
Houston Dynamo	2	11/18/2007	
Los Angeles Galaxy	2	09/14/2000	09/29/2000
Los Angeles Galaxy	2	10/10/2001	10/17/2001
Los Angeles Galaxy	3	10/29/2005	
New York Red Bulls	2	11/09/2008	11/15/2008
New England Revolution	2	11/05/2006	10/27/2007
San Jose Earthquakes	2	10/17/2001	10/21/2001

TEAM LOSING STREAK LEADERS

TEAM	#	START	STOP
Chicago Fire	3	10/13/2001	09/26/2002
Chivas USA	2	10/29/2006	10/27/2007
Colorado Rapids	6	10/26/1997	09/16/2000
Colorado Rapids	2	09/24/2000	09/25/2002
Colorado Rapids	2	10/05/2002	10/09/2002
Colorado Rapids	2	11/05/2005	10/21/2006
Columbus Crew	2	10/12/1997	10/15/1997
Columbus Crew	3	11/13/1999	09/26/2001
D.C. United	2	11/01/2003	11/09/2003
D.C. United	2	11/05/2006	10/25/2007
FC Dallas	4	10/12/1997	10/04/1998
FC Dallas	4	11/11/1999	09/20/2001
Kansas City Wizards	4	10/10/1996	10/08/1997
Kansas City Wizards	2	09/29/2001	09/25/2002
Kansas City Wizards	2	11/15/2003	10/24/2004
Los Angeles Galaxy	3	10/20/1996	10/08/1997
Los Angeles Galaxy	2	10/10/1998	10/16/1998
Los Angeles Galaxy	2	11/09/2003	10/22/2004
New York Red Bulls	4	09/27/1996	10/23/1996
New York Red Bulls	2	09/29/2001	11/01/2003
New York Red Bulls	2	10/23/2004	10/30/2004
New York Red Bulls	2	10/29/2005	10/21/2006
Miami Fusion	4	09/30/1998	10/24/1999
Miami Fusion	2	10/14/2001	
New England Revolution	3	10/05/1997	09/15/2000
New England Revolution	2	11/06/2004	10/22/2005
New England Revolution	2	11/13/2005	10/22/2006
San Jose Earthquakes	2	09/29/1996	10/02/1996
San Jose Earthquakes	3	09/25/2002	11/01/2003
San Jose Earthquakes	2	10/30/2004	10/23/2005
Tampa Bay Mutiny	8	10/10/1996	

TEAM HOME LOSING STREAK LEADERS

TEAM	#	START	STOP
Colorado Rapids	2	10/05/1998	10/24/1999
Colorado Rapids	2	11/05/2005	
FC Dallas	2	10/12/1997	10/04/1998
FC Dallas	2	10/29/2005	10/28/2006
Kansas City Wizards	2	10/13/1996	10/04/1997
Los Angeles Galaxy	2	10/20/1996	10/05/1997
New York Red Bulls	2	11/01/2003	10/23/2004
Miami Fusion	2	10/04/1998	10/24/1999
Tampa Bay Mutiny	4	10/12/1996	

TEAM ROAD LOSING STREAK LEADERS

TEAM	#	START	STOP
Chicago Fire	5	10/16/1999	10/15/2000
Chicago Fire	3	10/13/2001	10/02/2002
Chicago Fire	2	11/06/2005	10/28/2006
Chivas USA	3	10/29/2006	
Colorado Rapids	6	10/26/1997	09/25/2002
Colorado Rapids	3	10/05/2002	10/30/2004
Columbus Crew	2	10/11/1998	10/21/1998
Columbus Crew	3	10/31/1999	09/26/2001
D.C. United	2	10/18/1998	10/25/1998
FC Dallas	9	10/15/1997	09/28/2002
Kansas City Wizards	2	10/10/1996	10/08/1997
Kansas City Wizards	5	10/03/2000	10/02/2002
Kansas City Wizards	2	11/15/2003	10/24/2004
Kansas City Wizards	2	11/10/2007	
Los Angeles Galaxy	2	10/06/2000	09/26/2001
Los Angeles Galaxy	3	11/09/2003	11/05/2004
New York Red Bulls	3	09/27/1996	09/30/1998
New York Red Bulls	2	09/26/2000	10/06/2000
New York Red Bulls	2	10/30/2004	10/29/2005
Miami Fusion	4	09/30/1998	
New England Revolution	4	10/05/1997	09/29/2002
New England Revolution	3	11/06/2004	10/22/2006
San Jose Earthquakes	2	09/29/1996	10/02/1996
San Jose Earthquakes	2	09/28/2002	11/01/2003
San Jose Earthquakes	2	10/30/2004	
Tampa Bay Mutiny	4	10/10/1996	

ALL-TIME MAJOR LEAGUE SOCCER POSTSEASON COACHING RECORDS

COACH	TM	W	L	T	PCT	PTS	OT
Sigi Schmid	SEA*	19	7	4	.700	61	5-1-3
Bruce Arena	LA*	14	5	2	.714	40	1-0-0
Bob Bradley	CHV*	14	13	3	.517	41	0-2-2
Steve Nicol	NE	10	9	8	.519	37	1-5-2
Tom Fitzgerald	CLB	9	8	0	.529	25	0-0-0
Bob Gansler	KC	9	8	3	.525	30	0-3-2
Frank Yallop	SJ*	8	4	0	.667	24	3-0-0
Thomas Rongen	CHV*	7	6	0	.538	19	0-0-0
Dominic Kinnear	HOU*	6	5	3	.536	21	2-0-0
Octavio Zambrano	NY*	6	7	1	.464	19	1-0-1
Dave Dir	DAL	6	11	0	.353	14	0-1-0
Peter Nowak	DC	5	2	2	.667	15	1-0-0
Dave Sarachan	CHI	5	2	2	.667	16	1-1-0
Lothar Osiander	SJ*	4	2	0	.667	10	0-1-0
Steve Sampson	LA	4	2	1	.643	13	1-0-0
Glenn Myernick	COL	4	7	1	.375	13	0-0-1
Juan Carlos Osorio	NY*	3	2	2	.571	11	0-0-0
Ray Hudson	DC*	3	5	0	.375	9	0-1-0
Greg Andruslis	CLB	2	4	3	.389	9	0-0-2
Fernando Clavijo	COL*	2	5	2	.333	6	2-0-0
Ron Newman	KC	2	5	0	.286	4	0-0-0
Tim Hankinson	COL*	2	9	2	.231	8	0-0-1
Colin Clarke	DAL	1	1	2	.500	4	0-2-0
Denis Hamlett	CHI	1	1	1	.500	4	0-0-0
Mo Johnston	TOR*	1	1	0	.500	3	0-0-0
Jason Kreis	RSL	1	1	1	.500	4	0-0-0
Steve Morrow	DAL	1	1	0	.500	3	0-1-0
Curt Onalfo	KC	1	2	2	.400	5	0-0-0
Laurie Calloway	SJ	1	2	0	.333	3	0-0-0
Mike Jeffries	DAL	1	3	2	.333	5	0-0-2
Carlos Queiroz	NY	1	2	0	.333	1	0-0-0
Preki	CHV	0	2	2	.250	2	0-0-0
Tom Soehn	DC	0	1	1	.250	1	0-0-0
John Kowalski	TB	0	2	0	.000	0	0-0-0
Bora Milutinovic	NY	0	2	0	.000	0	0-0-0
Ivo Wortmann	MIA	0	4	0	.000	0	0-0-0

\*Coached more than one team - most recent team listed.



OWN GOALS RECEIVED

DATE	REG TM	OPP	OFF TM	MIN PLAYER
09/15/2000	CHI	2 vs NE	1	Mauricio Wright
11/23/2003	CHI	2 vs SJ	4	Chris Roner
10/30/2004	KC	3 vs SJ	0	Brian Ching
11/14/2004	DC	3 at KC	26	Alex Zoltnca

PENALTY KICK SUMMARY

DATE	TM	OPP	SHOOTER	KEEPER	RES	MN
10/02/1996	DC	2 vs MET	Raul Diaz Arce	Tony Meola	G	89
10/02/1996	LA	2 vs SJ	Mauricio Cienfuegos	Dave Salzwedel	G	36
10/08/1997	NE	1 vs DC	Joe-Max Moore	Scott Garlick	G	72
09/30/1998	MET	3 at CLB	Mike Sorber	Juergen Sommer	G	60
10/01/1998	CHI	2 vs COL	Lubos Kubik	Marcus Hahnemann	G	50
10/05/1998	CHI	1 at COL	Lubos Kubik	Marcus Hahnemann	G	42
10/17/1999	LA	3 vs COL	Greg Vanney	Ian Feuer	G	52
10/27/1999	DAL	3 vs CHI	Jorge Rodriguez	Zach Thornton	G	84
11/11/1999	LA	3 vs DAL	Greg Vanney	Mark Dodd	G	3
11/11/1999	DAL	1 at LA	Jason Kreis	Kevin Hartman	G	89
09/14/2000	LA	1 at TB	Greg Vanney	Scott Garlick	G	61
09/15/2000	DAL	1 at MET	Oscar Pareja	Paul Grafer	S	56
09/19/2000	CHI	1 at NE	Hristo Stoitchkov	Jeff Causey	S	46+
09/20/2000	DAL	1 vs MET	Jorge Rodriguez	Paul Grafer	G	82
09/24/2000	COL	2 at KC	Paul Bravo	Tony Meola	G	94+
10/06/2000	KC	2 vs LA	Miklos Molnar	Kevin Hartman	G	21
09/22/2001	CLB	1 vs SJ	Robert Warzycha	Joe Cannon	G	54
09/26/2001	KC	3 vs MIA	Matt McKesson	Nick Rimando	G	31
10/10/2001	LA	1 at CHI	Luis Hernandez	Zach Thornton	S	44
09/25/2002	COL	2 at DAL	John Spencer	Matt Jordan	G	75
09/25/2002	LA	3 vs KC	Carlos Ruiz	Tony Meola	G	62
09/29/2002	CHI	2 vs NE	Ante Razov	Adin Brown	G	43
10/05/2002	COL	0 at LA	John Spencer	Kevin Hartman	S	37
11/09/2003	MET	1 at NE	Amado Guevara	Adin Brown	G	46+
11/23/2003	CHI	2 vs SJ	Ante Razov	Pat Onstad	S	57
10/31/2004	CLB	1 vs NE	Ross Paulie	Matt Reiss	S	24
10/31/2004	CLB	1 vs NE	Tony Sanneh	Matt Reiss	S	73
11/06/2004	NE	3 at DC	Steve Ralston	Nick Rimando	G	44
11/14/2004	KC	2 vs DC	Josh Wolff	Nick Rimando	G	58
10/29/2005	DAL	2 vs COL	Carlos Ruiz	Joe Cannon	LP	112
10/22/2006	HOU	1 at CHY	Dwayne De Rosario	Brad Guzan	S	86
10/29/2006	HOU	2 vs CHY	Brad Davis	Brad Guzan	G	64
11/05/2006	COL	1 at HOU	Jovan Kirovski	Pat Onstad	G	4
11/08/2008	CHY	2 vs RSL	Sacha Kljestan	Nick Rimando	G	30
11/09/2008	NY	3 at HOU	Juan Pablo Angel	Pat Onstad	G	36

Key: G - Goal; S - Saved; LP - Left Post; RP - Right Post

TEAM VS. TEAM RECORDS	CHI	CHV	COL	CLB	DC	DAL	HOU	KC	LA	NY	MIA	NE	RSL	SJ	TB	TOR
Chicago Fire	0-0-0	0-0-0	2-0-0	0-1-0	5-0-2	3-2-1	0-0-0	0-1-0	2-2-1	2-1-0	0-0-0	6-6-1	0-0-0	0-1-0	0-0-0	0-0-0
Chivas USA	0-0-0	0-0-0	0-0-0	0-0-0	0-0-0	0-0-0	1-1-0	0-1-1	0-0-0	0-0-0	0-0-0	0-0-0	0-0-0	0-0-0	0-0-0	0-0-0
Colorado Rapids	0-2-0	0-0-0	0-0-0	0-0-0	0-1-0	5-2-2	0-1-0	2-3-2	1-6-0	0-0-0	0-0-0	0-0-0	0-0-0	0-0-0	0-0-0	0-0-0
Columbus Crew	1-0-0	0-0-0	0-0-0	0-0-0	2-6-0	0-0-0	0-0-0	1-0-1	0-0-0	3-0-0	0-0-0	0-2-3	0-0-0	2-2-0	0-0-0	5-2-0
D.C. United	0-5-2	0-0-0	1-0-0	6-2-0	0-0-0	0-0-0	0-0-0	1-0-0	2-0-0	5-1-1	4-0-0	3-1-0	0-0-0	0-0-0	0-0-0	2-0-0
FC Dallas	2-3-1	0-0-0	2-5-2	0-0-0	0-0-0	0-0-0	1-1-0	1-2-0	3-4-0	0-2-0	0-0-0	0-0-0	0-0-0	0-0-0	0-0-0	0-0-0
Houston Dynamo	0-0-0	1-1-0	1-0-0	0-0-0	0-0-0	1-1-0	0-0-0	0-1-1	0-0-0	0-1-1	0-0-0	2-0-0	0-0-0	0-0-0	0-0-0	0-0-0
Kansas City Wizards	1-0-0	1-0-1	3-2-2	0-0-1	0-1-0	2-1-0	0-1-0	5-3-1	3-5-1	1-1-1	1-2-0	0-0-0	0-0-0	1-2-0	0-0-0	0-0-0
Los Angeles Galaxy	1-2-0	0-0-0	0-0-0	0-0-0	1-5-1	2-0-0	0-0-0	0-0-0	0-0-0	0-1-0	0-0-0	2-0-0	0-0-0	0-0-0	0-0-0	0-0-0
New York Red Bulls	1-2-0	0-0-0	0-0-0	0-0-0	0-4-0	0-0-0	0-0-0	2-1-0	1-1-1	0-0-0	0-0-0	0-0-0	0-0-0	0-0-0	0-0-0	0-0-0
Miami Fusion	0-0-0	0-0-0	0-0-0	0-0-0	0-4-0	0-0-0	0-0-0	2-1-0	0-2-0	0-0-0	0-0-0	0-0-0	0-0-0	1-2-0	0-0-0	0-0-0
New England Revolution	6-6-1	0-0-0	0-0-0	2-0-3	1-3-0	0-0-0	0-2-0	0-0-0	0-2-0	3-1-2	0-0-0	0-0-0	0-0-0	0-0-0	0-0-0	0-0-0
Real Salt Lake	0-0-0	1-0-1	0-0-0	0-0-0	0-0-0	0-0-0	0-0-0	0-0-0	0-0-0	0-1-0	0-0-0	0-0-0	0-0-0	0-0-0	0-0-0	0-0-0
San Jose Earthquakes	1-0-0	0-0-0	0-0-0	2-2-0	0-0-0	0-0-0	0-0-0	2-1-0	3-4-1	0-0-0	0-0-0	0-0-0	0-0-0	0-0-0	0-0-0	0-0-0
Seattle Sounders FC	0-0-0	0-0-0	0-0-0	0-0-0	0-0-0	0-0-0	0-0-0	0-0-0	0-0-0	0-0-0	0-0-0	0-0-0	0-0-0	0-0-0	0-0-0	0-0-0
Tampa Bay Mutiny	0-0-0	0-0-0	0-0-0	2-5-0	0-2-0	0-0-0	0-0-0	0-0-0	0-2-0	0-0-0	0-0-0	0-0-0	0-0-0	0-0-0	0-0-0	0-0-0
Toronto FC	0-0-0	0-0-0	0-0-0	0-0-0	0-0-0	0-0-0	0-0-0	0-0-0	0-0-0	0-0-0	0-0-0	0-0-0	0-0-0	0-0-0	0-0-0	0-0-0

TEAM VS TEAM AGGREGATE GOALS

TEAM	CHI	CHV	COL	CLB	DC	DAL	HOU	KC	LA	NY	MIA	NE	RSL	SJ	TB	TOR
Chicago Fire	0-0	0-0	2-1	1-2	13-2	12-6	0-0	0-1	4-5	6-4	0-0	17-12	0-0	2-4	0-0	0-0
Chivas USA	0-0	0-0	0-0	0-0	0-0	0-0	2-3	0-1	0-0	0-0	0-0	0-0	2-3	0-0	0-0	0-0
Colorado Rapids	1-2	0-0	0-0	0-0	1-2	14-12	1-3	9-9	1-14	0-0	0-0	0-0	0-0	0-0	0-0	0-0
Columbus Crew	2-1	0-0	0-0	0-0	12-18	0-0	0-0	3-1	0-0	9-5	0-0	3-5	0-0	5-8	0-0	11-8
D.C. United	2-13	0-0	2-1	18-12	0-0	0-0	0-0	3-2	5-2	11-4	4-1	8-6	0-0	0-0	0-0	6-2
FC Dallas	6-12	0-0	12-14	0-0	0-0	0-0	2-4	6-6	10-16	2-4	0-0	0-0	0-0	0-0	0-0	0-0
Houston Dynamo	0-0	3-2	3-1	0-0	0-0	4-2	0-0	2-0	0-0	1-4	0-0	3-2	0-0	0-0	0-0	0-0
Kansas City Wizards	1-0	1-0	9-9	1-3	2-3	6-6	0-2	14-15	15-14	0-0	4-4	0-0	0-0	5-5	0-0	0-0
Los Angeles Galaxy	5-4	0-0	14-1	0-0	2-5	16-10	0-0	0-0	7-6	0-0	0-0	3-7	1-0	0-0	0-0	6-2
New York Red Bulls	4-6	0-0	0-0	5-9	4-11	4-2	4-1	0-0	0-0	0-0	0-0	0-0	0-0	1-5	0-0	0-0
Miami Fusion	0-0	0-0	0-0	0-0	1-4	0-0	2-3	4-4	0-2	7-3	0-0	0-0	0-0	0-0	0-0	0-0
New England Revolution	12-17	0-0	0-0	5-3	6-8	0-0	0-0	0-0	0-2	0-1	0-0	0-0	0-0	0-0	0-0	0-0
Real Salt Lake	0-0	3-2	0-0	0-0	0-0	0-0	0-0	0-0	10-13	0-0	0-0	0-0	0-0	0-0	0-0	0-0
San Jose Earthquakes	4-2	0-0	0-0	8-5	0-0	0-0	0-0	5-5	0-0	0-0	5-1	0-0	0-0	0-0	0-0	0-0
Seattle Sounders FC	0-0	0-0	0-0	0-0	2-6	0-0	0-0	0-0	2-6	0-0	0-0	0-0	0-0	0-0	0-0	0-0
Tampa Bay Mutiny	0-0	0-0	0-0	8-11	0-0	0-0	0-0	0-0	2-6	0-0	0-0	0-0	0-0	0-0	0-0	0-0
Toronto FC	0-0	0-0	0-0	0-0	0-0	0-0	0-0	0-0	0-0	0-0	0-0	0-0	0-0	0-0	0-0	0-0

2009 COLORADO RAPIDS STATISTICS (10-10-10, 40 PTS.)

UNF	POS	PLAYER	GP	GS	MIN	G	A	SHT	SOG	FC	FS	OFF	CK	C	E
9	F	Conor Casey	24	24	2087	16	1	73	31	62	41	19	0	9	0
14	F	Omar Cummings	28	28	2474	8	12	82	34	23	41	20	0	3	0
23	M	Colin Clark	16	16	1421	3	5	29	10	11	18	5	28	2	0
3	D	Drew Moor (TOT)	29	29	2610	3	0	18	6	23	20	0	0	2	1
3	D	Drew Moor (COL)	8	8	720	0	0	0	0	4	5	0	0	0	0
8	M	Mehdi Ballouchy	28	23	2148	2	7	34	11	28	33	10	67	5	0
27	D	Kosuke Kimura	26	21	1932	2	2	11	3	11	15	2	0	3	0
15	M	Jacob Peterson	23	12	1131	2	2	24	9	3	6	2	11	0	0
12	F	Pat Noonan (TOT)	22	11	1049	2	1	22	7	13	17	3	4	0	0
12	F	Pat Noonan (COL)	17	9	843	2	0	19	5	12	16	1	4	0	0
22	M	Nick LaBrocca	29	28	2434	2	0	34	17	28	17	1	0	3	0
25	M-D	Pablo Mastroeni	25	25	2162	1	3	11	2	39	25	0	0	5	0
11	M	Terry Cooke	10	5	422	1	1	6	3	2	1	1	19	0	0
21	D	Julien Baudet	10	9	786	1	0	9	2	9	4	0	0	3	1
26	D	Michael Holody	4	0	80	1	0	1	1	2	0	0	0	2	0
2	D	Jordan Harvey	30	29	2613	0	3	8	3	26	18	4	0	1	0
4	D	*Ugo Ihemelu	20	19	1723	0	2	8	2	29	22	0	0	6	1
20	M	Jamie Smith	4	3	216	0	1	4	1	2	1	0	5	0	0
17	GK	Preston Burpo	11	11	990	0	0	0	0	0	2	0	0	1	0
6	M	Greg Dalby	11	2	242	0	0	3	2	2	3	0	0	1	0
10	F	Facundo Diz	8	0	97	0	0	1	1	1	2	1	0	0	0
7	D	Cory Gibbs	20	19	1575	0	0	2	1	22	17	0	0	7	0
5	D	Ty Harden	7	1	87	0	0	0	0	1	1	0	0	0	0
29	D	Scott Palguta	23	19	1749	0	0	1	0	11	5	0	0	3	0
18	GK	Matt Pickens	19	19	1710	0	0	0	0	0	2	0	0	1	0
16	F	Gregory Richardson	1	0	11	0	0	0	0	1	0	0	0	0	0
13	F	Ross Schunk	3	0	10	0	0	0	0	1	0	0	0	0	0
31	GK	Steward Ceus	0	0	0	0	0	0	0	0	0	0	0	0	0
19	M	Ciaran O'Brien	0	0	0	0	0	0	0	0	0	0	0	0	0
35	D	Rob Valentino (TOT)	0	0	0	0	0	0	0	0	0	0	0	0	0
35	D	Rob Valentino (COL)	0	0	0	0	0	0	0	0	0	0	0	0	0
		Own-goals received				1									
		Team totals	30	30	2700	42	39	360	138	330	319	66	134	55	2
		Opponent totals	30	30	2700	38	39	290	104	319	330	77	122	48	9

GAME-WINNING GOALS: Omar Cummings 2, Conor Casey 2, Jacob Peterson 1, Pablo Mastroeni 1  
 Nick LaBrocca 1, Kosuke Kimura 1, Julien Baudet 1, Mehdi Ballouchy 1

GAME-WINNING ASSISTS: Omar Cummings 3, Colin Clark 3, Mehdi Ballouchy 2, Jacob Peterson 1  
 Pablo Mastroeni 1, Ugo Ihemelu 1, Conor Casey 1

PENALTY KICK GOALS/ATTEMPTS: Conor Casey 4-6, Omar Cummings 0-1, Mehdi Ballouchy 1-1

COLORADO RAPIDS INDIVIDUAL GOALKEEPING

UNF	POS	GOALKEEPER	GP	GS	MIN	SHTS	SV	GA	GAA	PG	PA	W	L	T	SO
18	GK	Matt Pickens	19	19	1710	63	39	22	1.16	4	4	9	6	4	7
17	GK	Preston Burpo	11	11	990	41	23	16	1.45	1	1	1	4	6	1
		Team totals	30	30	2700	104	62	38	1.27	5	5	10	10	10	8
		Opponent totals	30	30	2700	138	95	42	1.40	5	8	10	10	10	5

\* = Played with other teams in 2009. Only Colorado Rapids statistics listed here.

NON-PLAYOFF TEAMS

COLORADO RAPIDS - GAME-BY-GAME

#	Player	1	2	3	4	5	6	7	8	9	10	11	12	13	14	15	16	17	18	19	20	21	22	23	24	25	26	27	28	29	30
2	Jordan Harvey	CHV	KC	LA	CLB	HOU	LA	RSL	NE	SEA	NY	RSL	DC	DAL	SEA	CHI	DAL	DC	NY	CLB	NY	CHI	HOU	TOR	TOR	SJ	SJ	KC	NE	DAL	RSL
3	Drew Moor	1-2	2-1	3-2	1-1	0-1	1-1	2-0	1-1	2-2	3-2	1-1	3-0	1-1	0-3	1-2	1-0	1-3	4-0	0-1	4-0	2-3	1-0	1-0	2-3	1-1	1-1	0-0	1-1	1-2	0-3
4	Ugo Ihemelu	90D	90D	90D	90D	90D	90D	90D	90D	90D	90D	90D	90D	90D	90D	90D	90D	90D	18	90D	90D	90D	90D	90D	90D	90D	90D	90D	90D	90D	90D
5	Ty Harden	90D	90D	90D	90D	90D	90D	90D	90D	90D	90D	90D	90D	90D	90D	90D	90D	90D	90D	84D	45	90D									
6	Greg Dalby	1	2	18D																											
7	Cory Gibbs	90D	90D	88D	90D																										
8	Mehdi Ballouchy	79M	89M	79M	90M	90M	90M	14	90M	90M	14	90M	90M	45	90M	90M	89F	90M	90M	60M	21	17	56	90M	90M	69M	90M	90M	90M	90M	
9	Conor Casey	90F	90F	90F	86F	90F	90F	90F	77F	90F	90F																				
10	Facundo Diz																														
11	Terry Cooke	26	22																												
12	Pat Noonan																														
13	Ivan Guerrero																														
14	Omar Cummings	90F	90F	90F	90F	90F	90F	76F	90F	79F	85F	90F	90F	90F	90F	90F	90F	90F	90F	90F	90F	90F	90F	90F	90F	90F	90F	90F	90F	90F	
15	Jacob Peterson	20	64M	11	14																										
16	Gregory Richardson	11																													
17	Preston Burpo	90G	90G	90G	90G	90G	90G	90G	90G	90G	90G	90G	90G	90G	90G	90G	90G	90G	90G	90G	90G	90G	90G	90G	90G	90G	90G	90G	90G	90G	
18	Matt Pickens																														
19	Claran O'Brien																														
20	Jamie Smith																														
21	Nico Colaluca																														
22	Tulien Baudet	70M	90M	90M	76M	68M	46	90M	90M	90M	90M	90M	81M	62M	65M	84M	90F														
23	Nick Labrocca	90M	90M	90M	90M	90M	90M	90M	90M	90M	90M	90M	90M	90M	90M	90M	90M	90M	90M	90M	90M	90M	90M	90M	90M	90M	90M	90M	90M	90M	
24	Colin Clark	90M	90M	90M	90M	90M	90M	90M	90M	90M	90M	90M	90M	90M	90M	90M	90M	90M	90M	90M	90M	90M	90M	90M	90M	90M	90M	90M	90M	90M	
25	Pablo Mastroeni	90M	68M	90M	90M	90M	90M	89M	90M	90M	90M	90M	90M	90M	90M	90M	90M	90M	90M	90M	90M	90M	90M	90M	90M	90M	90M	90M	90M	90M	
26	Michael Holody	90D	90D	90D																											
27	Kosuke Kimura	90D	90D	90D																											
28	John DiRaimondo																														
29	Scott Palguta	72	90D	90D	90D	90D	77D	81D	84D	90D	90D	90D	90D	90D	90D	90D	90D	90D	90D	90D	90D	90D	90D	90D	90D	90D	90D	90D	90D	90D	
31	Steward Ceus																														
35	Rob Valentino																														

"00" = minutes played  
 F/M/D/G = starting position

Played for other teams:  
 Drew Moor played 1890 minutes for DAL  
 Pat Noonan played 206 minutes for CLB

## NON-PLAYOFF TEAMS

### COLORADO RAPIDS – GAME-BY-GAME LOG

Game #1	03/21/2009	COL 1 at CHV 2	L	Cummings 1 (unassisted) 30
Game #2	03/28/2009	COL 2 vs KC 1	W	Cooke 1 (unassisted) 65; Cummings 2 (Clark 1) 74
Game #3	04/04/2009	COL 3 at IA 2	W	Casey 1 (Cummings 1, Ihemelu 1) 1; Casey 2 (Cummings 2) 49; Casey 3 (Clark 2) 84
Game #4	04/11/2009	COL 1 at CLB 1	T	Casey 4 (Mastroeni 1) 82
Game #5	04/19/2009	COL 0 at HOU 1	L	
Game #6	04/25/2009	COL 1 vs IA 1	T	Clark 1 (Cummings 3) 60
Game #7	05/02/2009	COL 2 vs RSL 0	W	LaBrocca 1 (Clark 3, Casey 1) 11; Kimura 1 (Cooke 1, Harvey 1) 60
Game #8	05/16/2009	COL 1 at NE 1	T	Casey 5 (Harvey 2) 3
Game #9	05/23/2009	COL 2 vs SEA 2	T	Clark 2 (Cummings 4, Ballouchy 2) 25; Casey 6 (Clark 4) 47
Game #10	05/30/2009	COL 3 at NY 2	W	Casey 7 (Clark 5, Ballouchy 3) 25; Casey 8 (Cummings 5, Harvey 3) 48; Ballouchy 1 (penalty kick) 60
Game #11	06/06/2009	COL 1 at RSL 1	T	Cummings 3 (Ballouchy 4) 88
Game #12	06/20/2009	COL 3 vs DC 0	W	Cummings 4 (Mastroeni 2) 11; Cummings 5 (unassisted) 45; Clark 3 (Cummings 6, Peterson 1) 49
Game #13	06/24/2009	COL 1 vs DAL 1	T	Cummings 6 (Ballouchy 5) 84
Game #14	06/28/2009	COL 0 at SEA 3	L	
Game #15	07/04/2009	COL 1 vs CHI 2	L	Peterson 1 (unassisted) 76
Game #16	07/11/2009	COL 1 vs DAL 0	W	Kimura 2 (Ballouchy 6) 79
Game #17	07/18/2009	COL 1 at DC 3	L	own goal (Namoff) 14
Game #18	07/25/2009	COL 4 vs NY 0	W	Peterson 2 (Cummings 7, Ihemelu 2) 5; Noonan 1 (Mastroeni 3) 46; LaBrocca 2 (unassisted) 61; Ballouchy 2 (unassisted) 67
Game #19	08/01/2009	COL 0 vs CLB 1	L	
Game #20	08/08/2009	COL 4 vs CHV 0	W	Mastroeni 1 (Cummings 8) 1; Casey 9 (Cummings 9) 4; Casey 10 (Cummings 10, Kimura 1) 23; Casey 11 (pen) 47+
Game #21	08/23/2009	COL 2 at CHI 3	L	Cummings 7 (unassisted) 48; Cummings 8 (Smith 1) 58
Game #22	08/30/2009	COL 1 vs HOU 0	W	Baudet 1 (Ballouchy 7) 55
Game #23	09/05/2009	COL 1 vs TOR 0	W	Casey 12 (Peterson 2, Cummings 11) 51
Game #24	09/12/2009	COL 2 at TOR 3	L	Casey 13 (Kimura 2, Cummings 12) 49; Holody 1 (unassisted) 89
Game #25	09/18/2009	COL 1 at ST 1	T	Casey 14 (penalty kick) 95+
Game #26	09/23/2009	COL 1 vs ST 1	T	Casey 15 (penalty kick) 93+
Game #27	09/26/2009	COL 0 at KC 0	T	
Game #28	10/03/2009	COL 1 vs NE 1	T	Casey 16 (penalty kick) 58
Game #29	10/17/2009	COL 1 at DAL 2	L	Noonan 2 (unassisted) 71
Game #30	10/24/2009	COL 0 at RSL 3	L	



NON-PLAYOFF TEAMS

COLORADO RAPIDS - CUP COMPETITIONS - GAME-BY-GAME

#	Player	U.S. OPEN CUP		
		Q1	Q2	SEA
		0-0	0-1	
2	Jordan Harvey	s30	s20	
4	Ugo Ihemelu	s45		
5	Ty Harden	120	90	
6	Greg Dalby	36R		
7	Cory Gibbs			
8	Mehdi Ballouchy	s75	45	
9	Conor Casey			
11	Terry Cooke	90	90	
12	Ivan Guerrero	120		
13	Ross Schunk	63	71	
14	Omar Cummings	s57		
15	Jacob Peterson	120	90	
16	Gregory Richardson		90	
17	Preston Burpo	120	90	
18	Matt Pickens			
19	Ciarran O'Brien		70	
21	Nico Colaluca			
22	Nick Labrocca	45	s45	
23	Colin Clark	120		
25	Pablo Mastroeni			
26	Michael Holody		90	
27	Kosuke Kimura	75	90	
28	John DiRaimondo			
29	Scott Palguta	120	s19	
31	Steward Ceus			
35	Rob Valentino		90	
U.S. OPEN CUP				
Q1	04/07/2009	COL 0 at IA 0	W (4-2 pens)	
Q2	05/26/2009	COL 0 at SEA 1	L	

COLORADO RAPIDS PLAYOFF HISTORY

PLAYOFF HISTORY

vs. Team	No. of Series	Series W-L	GP	W-L-T	OT	ShO	GF	GA	Last Mtg.	Round	Series Result
Chicago	1	0-1	2	0-2-0	0-0-0	0-1	1	2	1998	West Semifinals	Lost 2 games to 0
D.C. United	1	0-1	1	0-1-0	0-0-0	0-0	1	2	1997	MLS Cup '97	Lost MLS Cup '97
FC Dallas	4	4-0	9	5-2-2	2-0-1	1-0	14	12	2006	Quarterfinals	Won Series Tie-Breaker
Kansas City	3	1-2	7	2-3-2	0-0-1	0-0	9	9	2003	Quarterfinals	Lost 1 games to 0
Los Angeles	4	0-4	7	1-6-0	0-0-0	0-0	1	14	2005	Semifinals	Lost 1 games to 0
Houston	1	0-1	1	0-1-0	0-0-0	0-0	1	3	2006	Semifinals	Lost 1 games to 0
<b>TOTALS</b>	<b>14</b>	<b>5-9</b>	<b>27</b>	<b>8-15-4</b>	<b>2-0-2</b>	<b>1-1</b>	<b>27</b>	<b>42</b>			

COLORADO RAPIDS -- ALL-TIME POSTSEASON RESULTS

DATE	OPPONENT	RESULT	ATT.	W-L-T	RD.	GOALS:
10/04/1997	at Kansas City	W 3-0	10,174	1-0-0	QTR	COL: C. Henderson (25) Bravo (67) Paule (75)
10/08/1997	Kansas City	W 3-2	13,117	2-0-0	QTR	COL: Bravo (16,68) Harris (83); KC: Takawira (9) Preki (88)
10/12/1997	at Dallas	W 1-0	7,376	3-0-0	SEM	COL: S. Henderson (42)
10/15/1997	Dallas	W 2-1	18,452	4-0-0	SEM	COL: Patino (22) C. Henderson (87); DAL: Damian (5)
10/26/1997	at D.C. United	L 1-2	57,431	4-1-0	FIN	COL: Paz (75); DC: Moreno (37) Sanneh (68)
DATE	OPPONENT	RESULT	ATT.	W-L-T	RD.	GOALS:
10/01/1998	at Chicago	L 1-2	12,610	0-1-0	QTR	COL: Waldir (79); CHI: Kubik (50)
10/05/1998	Chicago	L 0-1	6,582	0-2-0	QTR	CHI: Kubik (42)
DATE	OPPONENT	RESULT	ATT.	W-L-T	RD.	GOALS:
10/17/1999	at Los Angeles	L 0-3	16,307	0-1-0	QTR	LA: Hendrickson (8) Vanney (52) Jones (57)
10/24/1999	Los Angeles	L 0-2	6,542	0-2-0	QTR	LA: Pena (74) Franchino (84)
DATE	OPPONENT	RESULT	ATT.	W-L-T	RD.	GOALS:
09/16/2000	at Kansas City	L 0-1	8,682	0-1-0	QTR	KC: Molnar (18)
09/20/2000	Kansas City	T 0-0 (OT)	8,789	0-1-1	QTR	
09/24/2000	at Kansas City	L 2-3	4,156	0-2-1	QTR	COL: Bravo (70,90); KC: Henderson (11) Molnar (65) Gomez (69)
DATE	OPPONENT	RESULT	ATT.	W-L-T	RD.	GOALS:
09/25/2002	at Dallas	L 2-4	6,360	0-1-0	QTR	COL: Valderrama (2) Spencer (75); DAL: Morrow (26) Kreis (49) Deering (68) Martinez (70)
09/28/2002	Dallas	W 1-0	9,637	1-1-0	QTR	COL: Carrieri (78)
10/02/2002	at Dallas	T 2-1 (OT/ST)	8,008	1-1-1	QTR	COL: Spencer (22) Chung (101); DAL: Rhine (6)
10/05/2002	at Los Angeles	L 0-4	24,742	1-2-1	SEM	LA: Califf (21) Ruiz (24,84) Hendrickson (71)
10/09/2002	Los Angeles	L 0-1	12,367	1-3-1	SEM	LA: Ruiz (64)
DATE	OPPONENT	RESULT	ATT.	W-L-T	RD.	GOALS:
11/04/2003	Kansas City	T 1-1	6,434	0-0-1	QTR	COL: Borchers (53); KC: Harris (3)
11/08/2003	at Kansas City	L 0-2	10,712	0-1-1	QTR	KC: Simutenkov (45) Klein (63)
DATE	OPPONENT	RESULT	ATT.	W-L-T	RD.	GOALS:
10/22/2004	Los Angeles	W 1-0	8,028	1-0-0	QTR	COL: Peguero (30)
10/30/2004	at Los Angeles	L 0-2	20,026	1-1-0	QTR	LA: Ruiz (30) Marshall (45)
DATE	OPPONENT	RESULT	ATT.	W-L-T	RD.	GOALS:
10/22/2005	FC Dallas	T 0-0	9,625	0-0-1	QTR	
10/29/2005	at FC Dallas	W 2-2 (OT)	10,104	1-0-1	QTR	COL: Cunningham (19) Kotschau (105); DAL: Ruiz (67,105)
11/05/2005	Los Angeles	L 0-2	12,789	1-1-1	SEM	LA: Donovan (28,88)
DATE	OPPONENT	RESULT	ATT.	W-L-T	RD.	GOALS:
10/21/2006	FC Dallas	L 1-2	4,176	0-1-0	QTR	COL: Cooke (23); DAL: Ruiz (15) Thompson (55)
10/28/2006	at FC Dallas	W 3-2 (OT)	15,486	1-1-0	QTR	COL: Hernandez (57,83) Mathis (114); DAL: Ruiz (48) Goodson (92)
11/05/2006	at Houston	L 1-3	23,107	1-2-0	SEM	COL: Kirovski (4); HOU: Dalgligh (10,21) Mullan (71)



## NON-PLAYOFF TEAMS

### 2009 FC DALLAS STATISTICS (11-13-6, 39 PTS.)

UNF	POS	PLAYER	GP	GS	MIN	G	A	SHT	SOG	FC	FS	OFF	CK	C	E
9	F	Jeff Cunningham	28	23	1918	17	8	71	38	11	18	33	0	2	0
10	M-F	David Ferreira	30	30	2692	8	7	51	22	23	58	12	1	3	0
33	F	Kenny Cooper	15	15	1331	7	1	52	29	15	23	10	0	2	0
16	M-F	Atiba Harris (TOT)	26	25	2139	4	7	38	19	55	27	12	0	8	1
16	M-F	Atiba Harris (DAL)	12	12	1064	2	5	20	10	16	11	5	0	4	0
7	M	Dave van den Bergh	30	30	2446	3	11	35	14	13	20	1	107	2	0
13	M	Dax McCarty	28	27	2340	3	6	32	13	29	49	0	36	3	0
3	D	*Drew Moor	21	21	1890	3	0	18	6	19	15	0	0	2	1
11	M	Andre Rocha	22	14	1270	2	1	28	8	27	22	1	0	5	1
12	M	Eric Avila	18	0	332	1	2	5	3	2	3	0	0	0	0
3	D	Ugo Ihemelu (TOT)	28	27	2443	1	2	13	5	39	27	1	0	9	1
3	D	Ugo Ihemelu (DAL)	8	8	720	1	0	5	3	10	5	1	0	3	0
14	D	George John	16	15	1162	1	0	4	2	12	7	0	0	2	0
6	D-M	Pablo Ricchetti	22	22	1965	1	0	5	1	23	15	0	0	7	0
20	M-D	Brek Shea	19	7	727	0	4	12	6	8	8	9	0	0	0
5	D	Jair Benitez	13	13	1155	0	1	2	0	10	22	0	0	2	0
2	M-D	Daniel Hernandez	7	5	526	0	1	3	0	13	6	0	0	1	0
24	D	Heath Pearce	6	5	478	0	1	6	1	6	2	0	0	1	0
5	D-M*	Marcelo Saragosa	9	8	616	0	1	2	1	13	13	0	0	3	1
30	GK	Ray Burse	17	16	1503	0	0	0	0	0	5	0	0	1	0
17	M	Marvin Chavez	7	3	233	0	0	2	0	6	4	1	0	1	0
15	D	Kyle Davies (TOT)	11	10	795	0	0	2	2	6	5	0	0	0	0
15	D	Kyle Davies (DAL)	11	10	795	0	0	2	2	6	5	0	0	0	0
2	D-M	Michael Dello-Russo	2	2	162	0	0	0	0	1	1	0	0	0	0
8	M	Bruno Guarda	4	2	217	0	0	2	1	7	5	0	0	2	0
18	F	Peri Marosevic	4	0	47	0	0	1	0	1	1	0	0	0	0
17	D	*Aaron Pitchkolan	1	0	45	0	0	0	0	2	0	0	0	1	0
25	D	Steve Purdy	5	4	338	0	0	2	0	2	1	0	0	1	0
44	GK	Dario Sala	14	14	1195	0	0	2	1	2	3	0	0	2	1
21	F-M	Alvaro Sanchez	3	2	197	0	0	4	2	0	1	0	2	0	0
4	D	Daniel Torres	15	8	886	0	0	1	0	10	7	0	0	1	1
19	D	Blake Wagner	15	8	789	0	0	5	0	10	14	0	0	1	0
26	D-M	Anthony Wallace	7	6	498	0	0	4	1	2	1	1	0	0	0
22	GK	Josh Lambo	0	0	0	0	0	0	0	0	0	0	0	0	0
		Own-goals received				1									
		Team totals	30	30	2700	50	49	376	164	299	362	74	146	52	5
		Opponent totals	30	30	2700	47	42	367	155	362	299	106	156	61	7

GAME-WINNING GOALS: Jeff Cunningham 7, Kenny Cooper 2, Ugo Ihemelu 1, Atiba Harris 1

GAME-WINNING ASSISTS: Dave van den Bergh 3, Dax McCarty 3, Atiba Harris 3, David Ferreira 3  
Jair Benitez 1

PENALTY KICK GOALS/ATTEMPTS: Jeff Cunningham 1-3, Kenny Cooper 2-2

#### FC DALLAS INDIVIDUAL GOALKEEPING

UNF	POS	GOALKEEPER	GP	GS	MIN	SHTS	SV	GA	GAA	PG	PA	W	L	T	SO
44	GK	Dario Sala	14	14	1195	63	43	20	1.51	2	2	7	5	1	4
30	GK	Ray Burse	17	16	1503	92	62	27	1.62	2	2	4	8	5	1
		Team totals	30	30	2700	155	105	47	1.57	4	4	11	13	6	5
		Opponent totals	30	30	2700	164	111	50	1.67	3	5	13	11	6	5

\* = Played with other teams in 2009. Only FC Dallas statistics listed here.



### NON-PLAYOFF TEAMS

### FC DALLAS - GAME-BY-GAME

#	Player	1	2	3	4	5	6	7	8	9	10	11	12	13	14	15	16	17	18	19	20	21	22	23	24	25	26	27	28	29	30
2	Daniel Hernandez	CHI	CHV	NE	TOR	TOR	CHV	DC	HOU	SEA	IA	CHI	SJ	HOU	CLB	COL	NY	COL	RSL	KC	HOU	CLB	NY	DC	IA	KC	RSL	NE	SJ	COL	SEA
2	Michael Dello-Russo	1-3	0-2	1-2	1-1	3-2	0-2	1-2	0-1	1-1	1-1	3-0	2-2	1-3	2-1	1-1	2-1	0-1	2-4	6-0	1-0	0-2	2-3	2-2	6-3	2-3	3-0	1-0	2-1	1-2	1-2
3	Ugo Ihemelu																														
3	Drew Moor	90D	90D	90D	90D	90D	90D	90D	90D	90D	90D	90D	90D	90D	90D	90D	90D	90D	90D	90D	90D	90D	90D	90D	90D	90D	90D	90D	90D	90D	90D
4	Daniel Torres	90D	90D		1	1	90D	67D		62	90D	90D																			
5	Jair Benitez																														
5	Marcelo Saragosa																														
6	Pablo Ricchetti	90M	90M	90M	90M	90M	90M	90M	90M	90M	90M	90M	90M	90M	90M	90M	90M	90M	90M	90M	90M	90M	90M	90M	90M	90M	90M	90M	90M	90M	90M
7	Dave van den Bergh	90M	90M	90M	90M	90M	90M	90M	90M	90M	90M	90M	90M	90M	90M	90M	90M	90M	90M	90M	90M	90M	90M	90M	90M	90M	90M	90M	90M	90M	90M
8	Bruno Guarda	69M																													
9	Jeff Cunningham	90F	80F	17	16	19	8		84F	24F		61F	69M	45M	25	45M	90F	90F	90F	90F	78F	90F	90F	90F	90F	90F	90F	90F	88F	89F	90F
10	David Ferreira	90M	90M	90M	90M	90M	90M	90M	90M	90M	90M	90M	90M	90M	90M	90M	90M	90M	90M	90M	90M	90M	90M	90M	90M	90M	90M	90M	90M	90M	90M
11	Andre Rocha	9	25	90M	65M	64M	82F	79M	76M	90M	45M	28	90M	90M	71M	65M	90M	89M		24	27	52									
12	Eric Avila	21			2	25	26		11	14	29	29	6	28	14	19	25	28		8	19										
13	Dax McCarty	90M	65M	90M	90M	71M	27M	90M	17			90M	90M	90M	90M	90M	90M	90M	90M	90M	90M	90M	90M	90M	90M	90M	90M	90M	90M	90M	90M
14	George John				90D	90D	90D																								
15	Kyle Davies																														
16	Atiba Harris																														
17	Aaron Pitchkolan																														
17	Marvin Chavez																														
18	Peri Marosevic																														
19	Blake Wagner																														
20	Brek Shea	81D	45D	90D	90D	90D	90D	90D	73D		66	45F	11	21	45	45	45	84M	62M	1	90M	66F	63M	38M	17	21					
21	Alvaro Sanchez																														
22	Josh Lambo																														
24	Heath Pearce																														
26	Anthony Wallace	90D	90D																												
26	Ray Burse																														
30	Kenny Cooper	90F	90F	73F	89F	89F	90F	90F	90F	90F	90F	90F	90F	90F	90F	90F	90F	90F	90F	90F	90F	90F	90F	90F	90F	90F	90F	90F	90F	90F	
33	Dario Sala	90G																													

"00" = 100 minutes played  
 F/M/D/G = starting position

Played for other teams:  
 Ugo Ihemelu played 1723 minutes for COL  
 Atiba Harris played 1075 minutes for CHV

## NON-PLAYOFF TEAMS

### FC DALLAS - GAME-BY-GAME LOG

Game #1	03/21/2009	DAL 1 vs CHI 3	L	Cooper 1 (unassisted) 9
Game #2	03/29/2009	DAL 0 vs CHV 2	L	Cooper 2 (van den Bergh 1) 38
Game #3	04/04/2009	DAL 1 at NE 2	L	Ricchetti 1 (Avila 1) 87
Game #4	04/11/2009	DAL 1 at TOR 1	T	Moor 1 (McCarty 1) 25; Cooper 3 (Ferreira 1) 44; Cooper 4 (penalty kick) 84
Game #5	04/19/2009	DAL 3 vs TOR 2	W	
Game #6	04/25/2009	DAL 0 at CHV 2	L	Andre Rocha 1 (van den Bergh 2) 28
Game #7	05/02/2009	DAL 1 at DC 2	L	
Game #8	05/09/2009	DAL 0 at HOU 1	L	Andre Rocha 2 (Saragosa 1) 48+
Game #9	05/16/2009	DAL 1 vs SEA 1	T	Moor 2 (van den Bergh 3) 31
Game #10	05/23/2009	DAL 1 vs LA 1	T	Cunningham 1 (van den Bergh 4) 15; own goal (Brown) 35; Cooper 5 (unassisted) 80
Game #11	05/31/2009	DAL 3 at CHI 0	W	Ferreira 1 (Cunningham 1) 29; Cooper 6 (Shea 1, Andre Rocha 1) 87
Game #12	06/07/2009	DAL 2 vs SJ 2	T	Moor 3 (Avila 2) 67
Game #13	06/13/2009	DAL 1 vs HOU 3	L	Avila 1 (Ferreira 2) 80; Cooper 7 (penalty kick) 87
Game #14	06/20/2009	DAL 2 vs CLB 1	W	Ferreira 2 (Cooper 1, Cunningham 2) 37
Game #15	06/24/2009	DAL 1 at COL 1	T	Cunningham 2 (unassisted) 15; Cunningham 3 (van den Bergh 5) 17
Game #16	07/04/2009	DAL 2 vs NY 1	W	
Game #17	07/11/2009	DAL 0 at COL 1	L	Cunningham 4 (unassisted) 13; van den Bergh 1 (Ferreira 3, Cunningham 3) 21
Game #18	07/24/2009	DAL 2 at RSL 4	L	Cunningham 5 (Harris 3, Ferreira 4) 39; Ferreira 3 (Shea 2, van den Bergh 6) 42; Cunningham 6 (penalty) 66;
Game #19	08/01/2009	DAL 6 vs KC 0	W	Cunningham 7 (Shea 3) 75; Ferreira 4 (unassisted) 78; Cunningham 8 (unassisted) 89
Game #20	08/06/2009	DAL 1 vs HOU 0	W	Cunningham 9 (unassisted) 20
Game #21	08/15/2009	DAL 0 at CLB 2	L	McCarty 1 (Cunningham 4) 19; van den Bergh 2 (McCarty 2) 72
Game #22	08/23/2009	DAL 2 at NY 3	L	Cunningham 10 (van den Bergh 7) 18; Ferreira 5 (van den Bergh 8, Cunningham 5) 50
Game #23	09/05/2009	DAL 2 vs DC 2	T	van den Bergh 3 (unassisted) 8; Cunningham 11 (Harris 4) 25; McCarty 2 (Cunningham 6) 71;
Game #24	09/12/2009	DAL 6 at LA 3	W	Harris 3 (McCarty 3) 82; Ferreira 6 (Cunningham 7) 83; Cunningham 12 (Shea 4, Harris 5) 86
Game #25	09/19/2009	DAL 2 at KC 3	L	McCarty 3 (unassisted) 44; Cunningham 13 (Ferreira 5) 54
Game #26	09/26/2009	DAL 3 vs RSL 0	W	Cunningham 14 (van den Bergh 9, Ferreira 6) 5; Ferreira 7 (van den Bergh 10, McCarty 4) 10;
Game #27	09/30/2009	DAL 1 vs NE 0	W	Cunningham 15 (unassisted) 87
Game #28	10/07/2009	DAL 2 at SJ 1	W	Cunningham 16 (Benitez 1, Harris 6) 71
Game #29	10/17/2009	DAL 2 vs COL 1	W	Ferreira 8 (Cunningham 8, Pearce 1) 49; Cunningham 17 (McCarty 4, Ferreira 7) 81
Game #30	10/24/2009	DAL 1 at SEA 2	L	John 1 (van den Bergh 11) 4; Themelu 1 (Harris 5, McCarty 6) 66
				Harris 4 (Hernandez 1) 14



NON-PLAYOFF TEAMS

FC DALLAS - CUP COMPETITIONS - GAME-BY-GAME

U.S. OPEN CUP  
Q1

#	Player	Q1
	DC	
	0-2	
2	Michael Dello-Russo	90
3	Drew Moor	90
4	Daniel Torres	90
5	Marcelo Saragosa	
6	Pablo Riochetti	90
7	Dave van den Bergh	73
8	Bruno Guarda	s1
9	Jeff Cunningham	71
10	David Ferreira	s17
11	Andre Rocha	
12	Eric Avila	90
13	Dax McCarty	
14	George John	8
17	Aaron Pritchokolan	s82
18	Peri Marosevic	90
19	Blake Wagner	
20	Brek Shea	
21	Alvaro Sanchez	89
22	Josh Lambo	
25	Steve Purdy	
26	Anthony Wallace	
30	Ray Burse	90
33	Kenny Cooper	s19
44	Dario Sala	

"00" = 100 minutes played  
F/M/D/G = starting position

U.S. OPEN CUP  
Q1 04/22/2009 DAL 0 at DC 2 L



## NON-PLAYOFF TEAMS

### FC DALLAS PLAYOFF HISTORY

vs. Team	No. of Series	W-L	GP	W-L-T	OT	ShO	GF	GA	Last Mtg.	Round	Series Result
Chicago	2	1-1	6	2-3-1	0-0-1	0-0	6	12	2001	Quarterfinals	Lost 7 pts. to 1
Colorado	4	0-4	9	2-5-2	0-2-1	0-1	12	14	2006	Quarterfinals	Lost Series Tie-Breaker
Kansas City	1	0-1	3	1-2-0	0-0-0	0-1	6	6	1996	West Semifinals	Lost 2 games to 1
Los Angeles	3	1-2	7	3-4-0	0-0-0	2-0	10	16	1999	West Finals	Lost 2 games to 1
MetroStars-New	1	0-1	2	0-2-0	0-1-0	0-0	2	4	2000	Quarterfinals	Lost 6 pts. to 0
Houston	1	0-1	2	1-1-0	0-1-0	0-0	2	4	2007	Quarterfinals	Lost Series Tie-Breaker
<b>TOTALS</b>	<b>12</b>	<b>2-10</b>	<b>29</b>	<b>9-17-3</b>	<b>0-4-2</b>	<b>2-2</b>	<b>38</b>	<b>56</b>			

### FC DALLAS -- ALL-TIME POSTSEASON RESULTS

DATE	OPPONENT	RESULT	ATT.	W-L-T	RD.	GOALS:
09/26/1996	at Kansas City	L 2-3	4,466	0-1-0	QTR	DAL: Elliott (21) Ashton (25); KC: Johnston (16) McKeon (79) Preki (89)
09/29/1996	Kansas City	W 2-1	10,125	1-1-0	QTR	DAL: Kreis (5) Washington (32); KC: Preki (30)
10/02/1996	Kansas City	L 2-3	9,802	1-2-0	QTR	DAL: Sanchez (27) Elliott (66); KC: Chung (41) Takawira (62)
DATE	OPPONENT	RESULT	ATT.	W-L-T	RD.	GOALS:
10/05/1997	at Los Angeles	W 1-0	18,921	1-0-0	QTR	
10/08/1997	Los Angeles	W 3-0	11,248	2-0-0	QTR	DAL: Washington (29,69) Peinado (86)
10/12/1997	Colorado	L 0-1	7,376	2-1-0	SEM	COL: S. Henderson (42)
10/15/1997	at Colorado	L 1-2	18,452	2-2-0	SEM	DAL: Damian (5); COL: Patino (22) C. Henderson (87)
DATE	OPPONENT	RESULT	ATT.	W-L-T	RD.	GOALS:
10/01/1998	at Los Angeles	L 1-6	10,047	0-1-0	QTR	DAL: Washington (47); LA: Pena (10,69) Hermosillo (16,32) Cienfuegos (20) Welton (41)
10/04/1998	Los Angeles	L 2-3	8,130	0-2-0	QTR	DAL: Haynes (44) Kreis (48); LA: Hendrickson (80) Caligiuri (85) Mathis (88)
DATE	OPPONENT	RESULT	ATT.	W-L-T	RD.	GOALS:
10/16/1999	Chicago	W 2-1	10,980	1-0-0	QTR	DAL: Graziani (52) Santel (75); CHI: Ball (79)
10/23/1999	at Chicago	L 0-4	13,197	1-1-0	QTR	CHI: Nowak (18) Kosecki (36) Razov (43) Kovalenko (46)
10/27/1999	Chicago	W 3-2	9,795	2-1-0	QTR	DAL: Deering (55) Rodriguez (84) Graziani (86); CHI: Razov (3) Marsch (5)
10/31/1999	at Los Angeles	L 1-2	17,372	2-2-0	SEM	DAL: Graziani (75); LA: Cienfuegos (39) Hendrickson (90)
11/07/1999	Los Angeles	W 3-2	13,816	3-2-0	SEM	DAL: Graziani (33,73); LA: Hermosillo (13,54)
11/11/1999	at Los Angeles	L 1-3	25,703	3-3-0	SEM	DAL: Kreis (89); LA: Vanney (3) Hermosillo (20) Cienfuegos (68)
DATE	OPPONENT	RESULT	ATT.	W-L-T	RD.	GOALS:
09/15/2000	at MetroStars	L 1-2 (OT)	14,868	0-1-0	QTR	DAL: Rhine (67); MET: Mathis (34) Valencia (100)
09/20/2000	MetroStars	L 1-2	7,555	0-2-0	QTR	DAL: J. Rodriguez (82); MET: Mathis (53,81)
DATE	OPPONENT	RESULT	ATT.	W-L-T	RD.	GOALS:
09/20/2001	at Chicago	L 0-2	8,314	0-1-0	QTR	CHI: Bocanegra (40) Whitfield (90)
09/23/2001	Chicago	T 1-1 (OT)	17,149	0-1-1	QTR	DAL: Deering (27); CHI: J. Beasley (84)
09/29/2001	at Chicago	L 0-2	12,811	0-2-1	QTR	CHI: Kovalenko (17) Armas (55)
DATE	OPPONENT	RESULT	ATT.	W-L-T	RD.	GOALS:
09/25/2002	Colorado	W 4-2	6,360	1-0-0	QTR	DAL: Morrow (26); Kreis (49); Deering (68); Martinez (70); COL: Valderrama (2) Spencer (75)
09/28/2002	at Colorado	L 0-1	9,637	1-1-0	QTR	COL: Carrieri (78)
10/02/2002	Colorado	T 1-2 (OT/ST)	8,008	1-1-1	QTR	DAL: Rhine (6); COL: Spencer (22); Chung (101)
DATE	OPPONENT	RESULT	ATT.	W-L-T	RD.	GOALS:
10/22/2005	at Colorado	T 0-0	9,625	0-0-1	QTR	
10/29/2005	Colorado	L 2-2 (OT)	10,104	0-1-1	QTR	DAL: Ruiz (67,105); COL: Cunningham (19) Kotschau (105)
DATE	OPPONENT	RESULT	ATT.	W-L-T	RD.	GOALS:
10/21/2006	at Colorado	W 2-1	4,176	1-0-0	QTR	DAL: Ruiz (15) Thompson (55); COL: Cooke (23)
10/28/2006	Colorado	L 2-3 (OT)	15,486	1-1-0	QTR	DAL: Ruiz (48) Goodson (92); COL: Hernandez (57,83) Mathis (114)
DATE	OPPONENT	RESULT	ATT.	W-L-T	RD.	GOALS:
10/27/2007	Houston	W 1-0	12,537	0-1-0	QTR	DAL: Goodson (23)
11/02/2007	at Houston	L 1-4 (OT)	30,088	1-1-0	QTR	DAL: Ruiz (14); HOU: Holden (66) Ching (72,97) Davis (100)

2009 D.C. UNITED STATISTICS (9-8-13, 40 PTS.)

UNF	POS	PLAYER	GP	GS	MIN	G	A	SHT	SOG	FC	FS	OFF	CK	C	E
11	F	Luciano Emilio	27	23	2070	10	2	59	29	17	18	23	0	1	1
99	F	Jaime Moreno	24	11	1240	9	3	22	14	12	17	6	37	1	1
10	M	Christian Gomez	27	20	1612	6	4	33	18	19	27	4	54	5	0
13	F-M	Chris Pontius	28	23	2113	4	3	56	23	25	35	12	0	5	0
22	M-D	Rodney Wallace	28	25	2265	3	3	29	11	52	11	6	0	8	0
25	F-M	Santino Quaranta	22	19	1769	2	6	32	11	15	40	8	25	1	0
7	M-F	Fred	23	17	1422	2	4	15	4	24	22	4	3	4	1
26	D	Bryan Namoff	26	26	2326	2	4	10	5	19	18	1	0	3	0
4	D	Marc Burch	26	25	2174	1	2	20	9	27	11	0	3	5	0
9	F	Ange N'Silu	9	4	452	1	1	7	4	4	6	3	0	1	0
14	M	Ben Olsen	20	18	1371	1	1	20	9	36	35	1	4	7	1
2	D	Julius James (TOT)	17	13	1214	1	0	4	2	25	7	0	0	4	0
2	D	Julius James (DC)	9	8	706	1	0	3	1	13	4	0	0	1	0
17	F-M	Thabiso Khumalo	12	4	358	0	2	8	5	7	0	3	0	0	0
24	M-F	Brandon Barklage	4	1	98	0	0	0	0	6	0	1	1	1	0
27	GK	Louis Crayton	6	6	540	0	0	0	0	1	3	0	0	0	0
29	GK	Steve Cronin	2	2	180	0	0	0	0	0	0	0	0	0	0
6	M	John DiRaimondo (TOT)	1	1	45	0	0	0	0	0	0	0	0	0	0
6	M	John DiRaimondo (DC)	1	1	45	0	0	0	0	0	0	0	0	0	0
30	F	Francis Doe	2	0	40	0	0	2	0	0	0	2	0	0	0
8	M	Andrew Jacobson	17	8	845	0	0	8	1	14	8	0	0	1	0
5	D	Dejan Jakovic	23	23	2070	0	0	4	0	23	17	0	0	6	0
16	D	Greg Janicki	7	5	422	0	0	0	0	4	2	0	0	0	0
3	D	Avery John	6	3	348	0	0	0	0	8	1	0	0	4	0
1	GK	Milos Kocic	4	3	308	0	0	0	0	1	0	0	0	0	0
18	D-M	Devon McTavish	11	5	431	0	0	0	0	6	3	0	0	4	0
19	M	Clyde Simms	28	28	2457	0	0	13	5	23	11	0	0	4	0
12	M	Danny Szetela	4	1	97	0	0	0	0	0	1	0	0	0	0
15	D	Lawson Vaughn (TOT)	3	2	225	0	0	0	0	0	1	0	0	0	0
15	D	Lawson Vaughn (DC)	3	2	225	0	0	0	0	0	1	0	0	0	0
31	GK	Josh Wicks	19	19	1672	0	0	0	0	0	4	0	0	4	0
20	F-M	Ely Allen	0	0	0	0	0	0	0	0	0	0	0	0	0
23	D	David Habarugira	0	0	0	0	0	0	0	0	0	0	0	0	0
21	M	Tiyiselani Shipalane	0	0	0	0	0	0	0	0	0	0	0	0	0
		Own-goals received				1									
		Team totals	30	30	2700	43	35	341	149	356	319	74	127	66	4
		Opponent totals	30	30	2700	44	46	361	163	319	356	50	158	49	3

GAME-WINNING GOALS: Luciano Emilio 3, Bryan Namoff 2, Santino Quaranta 1, Chris Pontius 1  
 Jaime Moreno 1, Christian Gomez 1  
 GAME-WINNING ASSISTS: Christian Gomez 3, Thabiso Khumalo 2, Bryan Namoff 1, Luciano Emilio 1, Fred 1  
 Marc Burch 1  
 PENALTY KICK GOALS/ATTEMPTS: Jaime Moreno 6-6, Christian Gomez 2-2

D.C. UNITED INDIVIDUAL GOALKEEPING

UNF	POS	GOALKEEPER	GP	GS	MIN	SHTS	SV	GA	GAA	PG	PA	W	L	T	SO
29	GK	Steve Cronin	2	2	180	12	9	2	1.00	1	1	1	0	1	1
27	GK	Louis Crayton	6	6	540	31	21	8	1.33	0	0	2	1	3	1
31	GK	Josh Wicks	19	19	1672	104	78	26	1.40	4	5	5	5	8	5
1	GK	Milos Kocic	4	3	308	16	9	8	2.34	0	0	1	2	1	0
		Team totals	30	30	2700	163	117	44	1.47	5	6	9	8	13	7
		Opponent totals	30	30	2700	149	97	43	1.43	8	8	8	9	13	5

\* = Played with other teams in 2009. Only D.C. United statistics listed here.

### NON-PLAYOFF TEAMS

### D.C. UNITED - GAME-BY-GAME

#	Player	1	2	3	4	5	6	7	8	9	10	11	12	13	14	15	16	17	18	19	20	21	22	23	24	25	26	27	28	29	30	
1	Milos Kocic	LA	CHI	HOU	RSL	NE	NY	DAL	KC	TOR	CHV	RSL	NE	NY	CHI	SEA	COL	CLB	COL	SJ	HOU	TOR	LA	CHI	DAL	KC	SEA	SJ	CHV	CLB	KC	
2	Ryan Miller	2-2	1-1	1-0	1-2	1-1	3-2	2-1	1-1	3-3	2-2	0-0	1-2	2-0	2-1	3-3	0-3	1-1	3-1	2-2	3-4	0-2	0-0	1-0	2-2	1-0	1-2	1-2	0-1	1-0	2-2	
3	Julius James							90G		90G																						
4	Avery John																															
5	Marc Burch	11	90D	90D	90D	45D	90D	90D		90D	90D	90D	90D	90D	90D	90D	90D	90D	90D	90D	90D	90D	90D	90D	90D	90D	90D	90D	90D	90D	90D	
6	Dejan Jakovic	90D	90D	90D	90D	90D	90D	90D		90D	90D	90D	90D	90D	90D	90D	90D	90D	90D	90D	90D	90D	90D	90D	90D	90D	90D	90D	90D	90D	90D	
7	John Diraimondo																															
8	Fred																															
9	Andrew Jacobson	7																														
10	Andre N'Siliu																															
11	Christian Gomez	83M	86M	57M	75M	60M		32	29	90M	20	90M		45	85M	45	90M	90M	90M	90M	45M	90M	51M	62M		45M	7	14	43M	58M	40M	
12	Luciano Emilio	90F	90F	90F	90F	90F	90F	84F	45	90F	90F	70F	64F	63F	73F						90F	85F	45	90F	90F	14	90F	90F	28	90F	59F	
13	Danny Szetela																															
14	Anthony Peters																															
15	Chris Pontius	90F	90M	90M	90F	90M	90F	90M	90M	45F	16	45F	45	90F	90M	90F	90F	90F	90F	90F	90F	90F	90F	90F	90F	90F	90F	90M	90M	90M	90M	
16	Ben Olsen	72M	90M	79M				90M	50M	58M		7M																				
17	Lawson Vaughn																															
18	Greg Janicki	90D																														
19	Thabiso Khumalo	18																														
20	Devon McTavish	79M																														
21	Clyde Stims	90M	90M	90M	90M	90M	45M	90M	90M	90M	90M	90M	90M	90M	90M	90M	90M	90M	90M	90M	90M	90M	90M	90M	90M	90M	90M	90M	90M	90M	90M	
22	Ely Allen																															
23	Tiyiselani Shipalane	90D	90M	90M	82M	90M	81M	90M	90D	90M	90M	29	90M	90M	90M	90M	64M	90D	22	90M												
24	Rodney Wallace																															
25	David Habarugira																															
26	Brandon Barklage																															
27	Santino Quaranta	4																														
28	Bryan Namoff	8	45	90M	90M	90M	31	90M	90F	90F	88F	90F	90F	90F																		
29	Louis Crayton	90D	90D	90D	90D	90D	90D	90D	90D	90D	90D	90D	90D	90D	90D	90D	90D	90D	90D	90D	90D	90D	90D	90D	90D	90D	90D	90D	90D	90D	90D	
30	Steve Cronin																															
31	Francis Doe																															
32	Josh Wicks	25																														
33	Jaime Moreno	90G	90G																													
34	Julius James	65F	6																													
35	Julius James																															

"00" = 100 minutes played  
 F/M/D/G = starting position  
 Played for other teams:  
 Julius James played 508 minutes for HOU

## NON-PLAYOFF TEAMS

### D.C. UNITED - GAME-BY-GAME

Game #1	03/22/2009	DC 2 at LA 2	T	Gomez 1 (penalty kick) 44; Pontius 1 (Wallace 1) 62
Game #2	03/28/2009	DC 1 vs CHI 1	T	Emilio 1 (unassisted) 7
Game #3	04/04/2009	DC 1 vs HOU 0	W	Emilio 2 (Namoff 1) 47
Game #4	04/11/2009	DC 1 at RSL 2	L	Emilio 3 (Pontius 1, Fred 1) 38
Game #5	04/17/2009	DC 1 vs NE 1	T	Olsen 1 (Moreno 1) 91+
Game #6	04/26/2009	DC 3 at DAL 1	T	Wallace 1 (Quaranta 1, Namoff 2) 21; Emilio 4 (Quaranta 2, Pontius 2, Pontius 2) 90; Pontius 2 (Khumalo 1; Burch 1) 91+
Game #7	05/06/2009	DC 2 vs NYL 2	W	Moreno 1 (Namoff 3) 56; Moreno 2 (Gomez 1) 66
Game #8	05/09/2009	DC 3 vs TOR 3	T	Wallace 2 (Moreno 2, Quaranta 3) 27
Game #9	05/16/2009	DC 2 at CHV 2	T	N'Silu 1 (Fred 2, Wallace 2) 9; Pontius 3 (Wallace 3; Quaranta 4) 86; Moreno 3 (penalty kick) 92+
Game #10	05/23/2009	DC 0 vs RSL 0	T	Emilio 5 (Quaranta 5) 77; Quaranta 1 (unassisted) 85
Game #11	05/30/2009	DC 1 at NE 2	L	Fred 1 (Emilio 1) 36
Game #12	06/04/2009	DC 2 vs NY 0	W	Quaranta 2 (Fred 3, Emilio 2) 36; Moreno 4 (penalty kick) 93+
Game #13	06/11/2009	DC 2 vs CHI 1	W	Moreno 5 (penalty kick) 24; Gomez 2 (unassisted) 41
Game #14	06/17/2009	DC 3 at SEA 3	T	Pontius 4 (Quaranta 6) 34; Gomez 3 (N'Silu 1) 63; own goal (Marshall) 87
Game #15	06/20/2009	DC 0 at COL 3	L	
Game #16	06/20/2009	DC 1 at CLB 1	T	Gomez 4 (unassisted) 33
Game #17	07/04/2009	DC 3 vs COL 1	W	Moreno 6 (penalty kick) 47; Namoff 1 (Gomez 2) 56; Emilio 6 (Fred 4, Gomez 3) 61
Game #18	07/18/2009	DC 2 at ST 2	T	Gomez 5 (penalty kick) 3; Gomez 6 (unassisted) 21
Game #19	07/25/2009	DC 3 at HOU 4	L	Emilio 7 (Namoff 4) 49; Fred 2 (Moreno 3) 74; Emilio 8 (Burch 2) 87
Game #20	08/01/2009	DC 0 at TOR 2	L	
Game #21	08/15/2009	DC 0 vs LA 0	T	
Game #22	08/22/2009	DC 1 at CHI 0	W	Namoff 2 (Gomez 4) 11
Game #23	08/29/2009	DC 2 at DAL 2	T	Burch 1 (unassisted) 44; Moreno 7 (penalty kick) 58
Game #24	09/05/2009	DC 1 vs KC 0	W	Emilio 9 (unassisted) 39
Game #25	09/09/2009	DC 1 vs SEA 2	L	Wallace 3 (unassisted) 54
Game #26	09/12/2009	DC 0 vs ST 2	L	Moreno 8 (Pontius 3, Olsen 1) 26
Game #27	09/27/2009	DC 1 vs CTB 0	L	
Game #28	10/03/2009	DC 1 vs KC 2	W	Emilio 10 (Khumalo 2) 17
Game #29	10/17/2009	DC 2 at KC 2	T	Moreno 9 (penalty kick) 67; James 1 (unassisted) 82
Game #30	10/24/2009			

# NON-PLAYOFF TEAMS

## D.C. UNITED - CUP COMPETITIONS - GAME-BY-GAME

#	Player	U.S. OPEN CUP										CONCACAF CHAMPIONS LEAGUE											
		Q1	Q2	3R	QF	SF	F	Prnd1	Prnd2	GrpB	GrpB	GrpB	GrpB	GrpB	GrpB	GrpB	GrpB	GrpB	GrpB	GrpB	GrpB		
		DAL	NY	OCTY	HBG	ROCH	SEA	FIRPO	FIRPO	MARA	TOLC	SJT	MARA	SJT	TOLC	MARA	SJT	MARA	SJT	TOLC	MARA	SJT	TOLC
1	Milos Kocic	90			90	90	90	90	90	90	90	90	90	90	90	90	90	90	90	90	90	90	90
2	Julius James																						
3	Avery John																						
4	Marc Burch	90			90	90	90	90	90	90	90	90	90	90	90	90	90	90	90	90	90	90	90
5	Dejan Jakovic																						
6	John DiRaimondo	s28			s23	68	90	s32	90	90	90	90	45	120	90	90	90	90	90	90	90	90	90
7	Fred	61	58	90	90	90	68	90	45	118	90	90	s55	s21	s15	s27	63	90	90	90	90	90	90
8	Andrew Jacobson	90	s45	90	90	90	79	90	40	s32	90	69	90	90	90	90	90	90	90	90	90	90	90
9	Ange N'Silu				45	s22	s19	s11	69	120	90	89	90	90	90	90	90	90	90	90	90	90	90
10	Christian Gomez									90	90	78	90	90	90	90	90	90	90	90	90	90	90
11	Luciano Emillio									s50	90	90	90	90	90	90	90	90	90	90	90	90	90
12	Anthony Peters				s8					90	90	90	90	90	90	90	90	90	90	90	90	90	90
13	Danny Szetela									s24	90	90	90	90	90	90	90	90	90	90	90	90	90
14	Chris Pontius	73	80	s45	45	s32	90	s24	120	s43	90	75	90	90	90	90	90	90	90	90	90	90	90
15	Ben Olsen									120	90	70	90	90	90	90	90	90	90	90	90	90	90
16	Lawson Vaughn									90	90	90	90	90	90	90	90	90	90	90	90	90	90
17	Greg Janicki	90	90	90	90	90	90	90	90	90	90	90	90	90	90	90	90	90	90	90	90	90	90
18	Thabiso Khumalo	90	90	90	90	90	90	90	90	90	90	90	90	90	90	90	90	90	90	90	90	90	90
19	Devon McTavish	90	90	90	90	90	90	90	90	s14	90	90	90	90	90	90	90	90	90	90	90	90	90
20	Clyde Simms									59	35	s1	90	90	90	90	90	90	90	90	90	90	90
21	Ely Allen									s12	43	s24	90	90	90	90	90	90	90	90	90	90	90
22	Tiyiselani Shipalane									90	90	90	90	90	90	90	90	90	90	90	90	90	90
23	Rodney Wallace	s29	s32	75	s61	90	s8	90	120	s31	63	90	90	90	90	90	90	90	90	90	90	90	90
24	David Haburugira									76	90	90	90	90	90	90	90	90	90	90	90	90	90
25	Brandon Barklage	90	90	90	29					88	s45	s45	90	90	90	90	90	90	90	90	90	90	90
26	Santino Quaranta	82	67	71	90	90	s45	90	120	s27	90	90	90	90	90	90	90	90	90	90	90	90	90
29	Bryan Namoff	62	67	71	90	90	s45	90	120	s27	90	90	90	90	90	90	90	90	90	90	90	90	90
29	Steve Cronin									120	90	90	90	90	90	90	90	90	90	90	90	90	90
31	Josh Wicks									120	90	90	90	90	90	90	90	90	90	90	90	90	90
99	Jaime Moreno	s17			90	90	69	90	66	77	45	45	90	90	90	90	90	90	90	90	90	90	90

U.S. OPEN CUP		CONCACAF CHAMPIONS LEAGUE	
Q1	Q2	3R	QF
04/22/2009	05/20/2009	06/30/2009	07/07/2009
DC 2 vs DAL 0	DC 5 vs NY 3	DC 2 vs OCCTY 0	DC 1 vs FIRPO 1
W	W	W	T
Fred 1 (Pontius) 21; Barklage 1 (Quaranta) 66	Pontius 1 (Gomez) 8; Khumalo 1 (Gomez) 18; Barklage 2 (unassisted) 21;	Pontius 2 (Fred) 52	Fred (Pontius) 30; Khumalo (Gomez) 43; Gomez (Wallace) 68; Khumalo (Fred) 90
07/07/2009	07/07/2009	07/07/2009	07/07/2009
DC 2 vs HBURG 1	DC 2 vs HBURG 1	DC 1 vs SJTABL 0	DC 1 vs SJTABL 0
W	W	W	W
Gomez 1 (penalty kick) 74; N'Silu 1 (unassisted) 93+	Gomez 1 (penalty kick) 8; Jacobson 1 (Fred) 18	Moreno 1 (penalty kick) 41; Khumalo 1 (unassisted) 82	Moreno 1 (pen) 42
09/02/2009	09/02/2009	09/02/2009	09/02/2009
DC 1 vs SEA 2	DC 1 vs SEA 2	DC 1 vs SJTABL 1	DC 1 vs SJTABL 1
L	L	W	T
Simms 1 (Wallace) 89	Simms 1 (Wallace) 89	Simms 1 (Wallace) 89	Simms 1 (Wallace) 89





## NON-PLAYOFF TEAMS

### D.C. UNITED PLAYOFF HISTORY

vs. Team	No. of Series	Series W-L	GP	W-L-T	OT	ShO	GF	GA	Mtg.	Round	Series Result
Chicago	4	0-4	7	0-5-2	0-0-0	0-0	2	13	2007	Quarterfinals	Lost 1 games to 0
Colorado	1	1-0	1	1-0-0	0-0-0	0-0	2	1	1997	MLS Cup '97	Won MLS Cup '97
Columbus	3	3-0	8	6-2-0	0-0-0	0-0	18	12	1999	East Finals	Won 2 games to 1
Kansas City	1	1-0	1	1-0-0	0-0-0	0-0	3	2	2004	MLS Cup '04	Won MLS Cup '04
Los Angeles	2	2-0	2	2-0-0	1-0-0	0-0	5	2	1999	MLS Cup '99	Won MLS Cup '99
New England	3	2-1	4	3-1-0	1-0-0	2-0	8	6	2006	Semifinals	Lost 1 games to 0
MetroStars-New	3	3-0	7	5-1-1	0-0-0	0-1	11	4	2006	Quarterfinals	Won 1 games to 0
Miami	2	2-0	4	4-0-0	0-0-0	2-0	4	1	1999	East Semifinals	Won 2 games to 0
Tampa Bay	1	1-0	2	2-0-0	0-0-0	0-0	6	2	1996	East Finals	Won 2 games to 0
<b>TOTALS</b>	<b>20</b>	<b>15-5</b>	<b>36</b>	<b>24-9-3</b>	<b>2-0-0</b>	<b>4-1</b>	<b>59</b>	<b>43</b>			

### D.C. UNITED - ALL-TIME POSTSEASON RESULTS

DATE	OPPONENT	RESULT	ATT.	W-L-T	RD.	GOALS:
09/24/1996	at MetroStars	L 2-3	14,416	0-1-0	QTR	DC: Diaz Arce (24) Moreno (56); MET: De Avila (38) Savarese (75)
09/27/1996	MetroStars	W 1-0	21,442	1-1-0	QTR	DC: Etcheverry (72)
10/02/1996	MetroStars	W 2-1	20,423	2-1-0	QTR	DC: Rammel (67) Diaz Arce (89); MET: De Avila (86)
10/10/1996	Tampa Bay	W 4-1	23,566	3-1-0	SEM	DC: Diaz Arce (36,58,60) Rammel (54); TB: Lassiter (42)
10/12/1996	at Tampa Bay	W 2-1	9,339	4-1-0	SEM	DC: Williams (49) Diaz Arce (82); TB: Ralston (14)
10/20/1996	at Los Angeles	W 3-2 (OT)	34,643	5-1-0	FIN	DC: Sanneh (73) Medved (81) Pope (94); LA: Hurtado (5) Armas (56)

DATE	OPPONENT	RESULT	ATT.	W-L-T	RD.	GOALS:
10/05/1997	New England	W 4-1	12,540	1-0-0	QTR	DC: Wegerle (13,56) Moreno (65,76); NE: Burns (89)
10/08/1997	at New England	W 2-1	16,233	2-0-0	QTR	DC: Williams (53); NE: Moore (72)
10/12/1997	Columbus	W 3-2	11,820	3-0-0	SEM	DC: Sanneh (9,45) Diaz Arce (29); CLB: Farrell (57) Dooley (73)
10/15/1997	at Columbus	W 1-0	9,506	4-0-0	SEM	DC: Diaz Arce (47)
10/26/1997	Colorado	W 2-1	57,431	5-0-0	FIN	DC: Moreno (37) Sanneh (68); COL: Paz (75)

DATE	OPPONENT	RESULT	ATT.	W-L-T	RD.	GOALS:
09/30/1998	Miami	W 2-1	15,187	1-0-0	QTR	DC: Lassiter (28) Moreno (38); MIA: McLaren (69)
10/04/1998	at Miami	W 1-0	13,128	2-0-0	QTR	
10/11/1998	Columbus	W 2-0	17,755	3-0-0	SEM	DC: Sanneh (68) Etcheverry (78)
10/18/1998	at Columbus	L 2-4	13,193	3-1-0	SEM	DC: Sanneh (65) Lassiter (77); CLB: McBride (8,47) Dooley (37) John (81)
10/21/1998	Columbus	W 3-0	21,453	4-1-0	SEM	DC: Agoos (12) Lassiter (44,79)
10/25/1998	at Chicago	L 0-2	51,350	4-2-0	FIN	CHI: Podbrozny (29) Gutierrez (45)

DATE	OPPONENT	RESULT	ATT.	W-L-T	RD.	GOALS:
10/16/1999	Miami	W 2-0	18,011	1-0-0	QTR	DC: Moreno (34,88)
10/24/1999	at Miami	W 1-0	8,446	2-0-0	QTR	
10/31/1999	Columbus	W 2-1	14,529	3-0-0	SEM	DC: Moreno (15) Olsen (72); CLB: Cunningham (82)
11/07/1999	at Columbus	L 1-5	12,778	3-1-0	SEM	DC: Lassiter (7); CLB: Elcock (20) Cunningham (41) John (48,61,84)
11/13/1999	Columbus	W 4-0	21,451	4-1-0	SEM	DC: Moreno (17) Lassiter (34,52) Etcheverry (86)
11/21/1999	at Los Angeles	W 2-0	44,910	5-1-0	FIN	DC: Moreno (19) Olsen (45)

DATE	OPPONENT	RESULT	ATT.	W-L-T	RD.	GOALS:
11/01/2003	Chicago	L 0-2	15,202	0-1-0	QTR	CHI: Williams (4) Razov (90)
11/09/2003	at Chicago	L 0-2	15,312	0-2-0	QTR	CHI: Ralph (17) Razov (55)

DATE	OPPONENT	RESULT	ATT.	W-L-T	RD.	GOALS:
10/23/2004	at MetroStars	W 2-0	11,161	1-0-0	QTR	DC: Stewart (67) Eskandarian (88)
10/30/2004	MetroStars	W 2-0	15,763	2-0-0	QTR	DC: Moreno (85) Namoff (89)
11/06/2004	New England	W 3-3 (OT)	21,201	3-0-0	SEM	DC: Eskandarian (11) Moreno (21) Gomez (67); NE: Twellman (17) Ralston (44) Noonan (85)
11/14/2004	at Kansas City	W 3-2	25,797	4-0-0	FIN	DC: Eskandarian (19,23) own goal (26); KC: Burciaga (6) Wolff (58)

DATE	OPPONENT	RESULT	ATT.	W-L-T	RD.	GOALS:
10/21/2005	at Chicago	T 0-0	11,493	0-0-1	QTR	
10/30/2005	Chicago	L 0-4	20,089	0-1-1	QTR	CHI: Stewart (10) Guerrero (37,45) Marsch (67)

DATE	OPPONENT	RESULT	ATT.	W-L-T	RD.	GOALS:
10/21/2006	at New York	W 1-0	8,630	1-0-0	QTR	DC: Gomez (77)
10/29/2006	New York	T 1-1	21,455	1-0-1	QTR	DC: Gomez (86); NY: Altidore (70)
11/05/2006	New England	L 0-1	19,552	1-1-1	SEM	NE: Twellman (4)

DATE	OPPONENT	RESULT	ATT.	W-L-T	RD.	GOALS:
10/25/2007	at Chicago	L 0-1	17,834	0-1-0	QTR	CHI: Rolfe (14)
11/01/2007	Chicago	T 2-2	19,438	0-1-1	QTR	DC: Simms (69) Gomez (74); CHI: Barrett (31) Rolfe (33)



## NON-PLAYOFF TEAMS

### 2009 KANSAS CITY WIZARDS STATISTICS (8-13-9, 33 PTS.)

UNF	POS	PLAYER	GP	GS	MIN	G	A	SHT	SOG	FC	FS	OFF	CK	C	E
16	F	Josh Wolff	27	27	2348	11	0	62	30	29	25	28	0	2	1
7	F	Claudio Lopez	29	28	2501	7	8	72	35	18	18	21	123	5	1
23	F	Kei Kamara (TOT)	28	24	2177	6	1	52	23	53	37	14	0	4	0
23	F	Kei Kamara (KC)	6	4	397	1	0	12	2	10	6	2	0	1	0
22	M	Davy Arnaud	25	25	2214	5	2	57	17	37	34	4	3	7	0
20	F	Zoltan Hercegfalvi	10	2	298	2	1	8	6	2	3	2	0	1	1
15	D	Aaron Hohlbein	22	22	1867	2	0	5	3	12	11	0	0	0	0
12	D	Jimmy Conrad	24	24	2160	1	1	11	4	23	16	1	1	2	0
10	M	Santiago Hirsig	26	24	2110	1	1	18	6	42	52	2	6	4	1
30	M-F	Michael Kraus	11	0	147	1	0	2	2	4	0	1	0	1	0
14	M	Jack Jewsbury	28	28	2451	0	5	35	13	34	34	2	1	6	0
21	M-F	Herculez Gomez	26	20	1569	0	3	40	15	25	31	2	16	3	0
2	D-M	Michael Harrington	27	17	1682	0	3	9	6	19	17	1	1	4	0
17	M	Roger Espinoza	16	6	635	0	2	10	2	8	7	2	4	3	0
3	D-M	Chance Myers	6	0	165	0	1	3	1	4	1	0	0	1	1
6	D	Lance Watson	20	19	1649	0	1	7	5	25	17	0	0	4	1
28	M-F	Graham Zusi	13	5	524	0	1	6	2	5	5	1	2	0	0
5	D	Matt Besler	28	26	2236	0	0	3	1	19	20	3	0	5	0
9	F	Adam Cristman	5	3	213	0	0	2	2	3	6	4	0	1	0
1	GK	Kevin Hartman	30	30	2700	0	0	0	0	1	4	0	0	2	0
25	D	Jonathan Leathers	11	10	871	0	0	4	1	6	3	0	0	3	0
24	D	Matt Marquess	1	1	85	0	0	0	0	3	0	0	0	1	0
13	D	Rauwshan McKenzie	5	5	437	0	0	1	0	4	2	0	0	0	0
11	M	Kurt Morsink	5	2	154	0	0	0	0	2	1	0	0	1	0
26	M	Kevin Souter	1	1	61	0	0	0	0	0	0	0	0	0	0
4	F	*Abe Thompson	8	1	157	0	0	6	2	3	2	0	0	0	0
27	GK	Boris Pardo	0	0	0	0	0	0	0	0	0	0	0	0	0
		Own-goals received				2									
		Team totals	30	30	2700	33	29	373	155	338	339	76	157	57	6
		Opponent totals	30	30	2700	42	37	348	153	339	338	88	139	53	10

GAME-WINNING GOALS: Josh Wolff 3, Claudio Lopez 1, Aaron Hohlbein 1, Jimmy Conrad 1, Davy Arnaud 1

GAME-WINNING ASSISTS: Jack Jewsbury 2, Claudio Lopez 1

PENALTY KICK GOALS/ATTEMPTS: Claudio Lopez 2-2

#### KANSAS CITY WIZARDS INDIVIDUAL GOALKEEPING

UNF	POS	GOALKEEPER	GP	GS	MIN	SHTS	SV	GA	GAA	PG	PA	W	L	T	SO
1	GK	Kevin Hartman	30	30	2700	153	105	42	1.40	3	4	8	13	9	7
		Team totals	30	30	2700	153	105	42	1.40	3	4	8	13	9	7
		Opponent totals	30	30	2700	155	115	33	1.10	2	2	13	8	9	11

\* = Played with other teams in 2009. Only Kansas City Wizards statistics listed here.

# NON-PLAYOFF TEAMS

## KANSAS CITY WIZARDS - GAME-BY-GAME

#	Player	1	2	3	4	5	6	7	8	9	10	11	12	13	14	15	16	17	18	19	20	21	22	23	24	25	26	27	28	29	30												
1	Kevin Hartman	TOR	COL	ST	SEA	CHI	NY	TOR	DC	CLB	RSL	CHV	LA	CLB	NE	HOU	NE	LA	DAL	CHI	SU	RSL	NE	DC	NY	DAL	COL	HOU	CHV	SEA	DC												
2	Michael Harrington	2-3	1-2	2-0	1-0	2-2	1-0	0-1	1-1	2-3	2-0	1-1	1-1	0-2	3-1	0-1	0-0	1-1	0-6	0-2	0-1	0-1	4-2	0-1	1-0	3-2	0-0	1-1	0-2	2-3	2-2												
3	Chance Myers	90G	90G	90G	90G	90G	90G	90G	90G	90G	90G	90G	90G	90G	90G	90G	90G	90G	90G	90G	90G	90G	90G	90G	90G	90G	90G	90G	90G	90G	90G												
4	Abe Thompson	90D	90D		13	45	58	90M	7	88M	25	6	61M	21	22	61M	56M		27	45	90D	90D	90D	90D	90D	90D	90D	90D	90D	90D	90D												
5	Matt Besler		67F					6				2	30		29	5	5	13		45D	13	90D	90D	90D	90D	90D	90D	76D	90D	79D	90D												
6	Lance Watson			3	90D	90D	90D	67D	90D	90D	90D	90D	90D	90D	90D	90D	90D	90D	90D	90D	90D	90D	90D	90D	90D	90D	90D	90D	90D	90D	90D												
7	Claudio Lopez			90M	90D	90D	73D	90D	73D	90D	90D	65D	90D	69D	90D	81D		44	90D	90D	74D	90D	89M	90M	89M	90M	89M	90M	75M	90M	90M												
9	Adam Cristman			90M	90F	88F	82F	90F	90F	90F	45	89F	84F	90F	90F	83F		90F	68M		89M	90M	89M	90M	89M	90M	90M	90M	90M	90M	90M												
10	Santiago Hirsig			28	33	90M	64M	45M	90M	90M	90M	83M		90M	90M	90M	90M	90M	90M	90M	90M	90M	90M	78M	90M	90M	90M	90M	90M	90M	90M												
11	Kurt Morsink														1		7			90M	90D	90D	90D	90D	90D	90D	90D	90D	90D	90D	90D	90D											
12	Jimmy Conrad																			90D	90D	90D	90D	90D	90D	90D	90D	90D	90D	90D	90D	90D											
13	Raushan Mckenzie																			90D	90D	90D	90D	90D	90D	90D	90D	90D	90D	90D	90D	90D											
14	Jack Jewsbury																			90M	90M	90M	90M	90M	90M	90M	90M	90M	90M	90M	90M	90M											
15	Aaron Hohlbein																			45D	90D	90D	90D	90D	90D	90D	90D	90D	90D	90D	90D	90D	90D										
16	Josh Wolff																			90F	89M	90M	90M	90M	90M	90M	90M	90M	90M	90M	90M	90M	90M										
17	Roger Espinoza																			45	1	8	7	23	78M	30	76M	61M	71M	29		85M	90M										
18	Eric Kronberg																																										
20	Zoltan Hercegfalvi																																										
21	Herculez Gomez																			90F	87M	90M	77M	83M	77M	17	60F	14	29	19	88F	60M	68M	74M	90M	63M	46M	21	90M	64M	63M	45M	45M
22	Davy Arnaud																			90M	90M	90F	90F	90M	89M	90M	90M	90M	90M	90M	90M	90M	90M	90M	90M	90M	90M	90M	90M	90M			
23	Kei Kamara																																										
24	Matt Marquess																																										
25	Jonathan Leathers																																										
26	Kevin Souter																																										
27	Boris Pardo																																										
28	Graham Zusi																																										
30	Michael Kraus																																										
33	Nelson Pizarro																																										

"00" = minutes played  
 F/M/D/G = starting position

Played for other teams: Kei Kamara  
 Played 1780 minutes for HOU

## NON-PLAYOFF TEAMS

### KANSAS CITY WIZARDS – GAME-BY-GAME LOG

Game #	Date	Opponent	Result	Scoring Details
Game #1	03/21/2009	KC 2 vs TOR 3	L	Arnaud 1 (Lopez 1) 56; Arnaud 2 (Hirsig 1, Espinoza 1) 76
Game #2	03/28/2009	KC 1 at COL 2	L	Kraus 1 (unassisted) 69
Game #3	04/05/2009	KC 2 vs St 0	W	Hohlbein 1 (unassisted) 28; Lopez 1 (Gomez 1, Arnaud 1) 78
Game #4	04/11/2009	KC 1 at SEA 0	W	Arnaud 3 (Jewsbury 1) 80
Game #5	04/18/2009	KC 2 at CHI 2	T	Wolff 1 (Lopez 2) 78; Wolff 2 (Harrington 1, Lopez 3) 89
Game #6	04/23/2009	KC 1 vs NY 0	L	Lopez 2 (penalty kick) 3
Game #7	04/26/2009	KC 0 at TOR 1	L	
Game #8	05/06/2009	KC 1 vs DC 1	T	Wolff 3 (Jewsbury 2, Watson 1) 52
Game #9	05/09/2009	KC 2 at CLB 3	L	Lopez 3 (unassisted) 51; Wolff 4 (Jewsbury 3, Gomez 2) 79
Game #10	05/16/2009	KC 2 at RSL 0	W	Wolff 5 (Jewsbury 4) 20; Wolff 6 (Harrington 2) 67
Game #11	05/23/2009	KC 1 vs CHV 1	T	Lopez 4 (unassisted) 56
Game #12	05/30/2009	KC 1 at LA 1	T	Arnaud 4 (Gomez 3, Espinoza 2) 84
Game #13	06/06/2009	KC 0 vs CLB 2	L	
Game #14	06/13/2009	KC 3 vs NE 1	W	Arnaud 5 (Lopez 4) 19; own goal (Larentowicz) 36; Hohlbein 2 (Conrad 1) 39
Game #15	07/04/2009	KC 0 vs HOU 1	L	
Game #16	07/11/2009	KC 0 at NE 0	T	
Game #17	07/25/2009	KC 1 vs LA 1	T	Lopez 5 (unassisted) 26
Game #18	08/01/2009	KC 0 at DAL 6	L	
Game #19	08/16/2009	KC 0 vs CHI 2	L	
Game #20	08/22/2009	KC 0 at St 1	L	
Game #21	08/29/2009	KC 0 vs RSL 1	L	
Game #22	09/05/2009	KC 4 at NE 2	W	Lopez 6 (unassisted) 3; own goal (Heaps) 29; Wolff 7 (Lopez 5) 73; Wolff 8 (Myers 1, Jewsbury 5) 91+
Game #23	09/09/2009	KC 0 at DC 1	L	
Game #24	09/12/2009	KC 1 at NY 0	W	Wolff 9 (unassisted) 10
Game #25	09/19/2009	KC 3 vs DAL 2	W	Hirsig 1 (Lopez 6) 9; Wolff 10 (Zoltan 1, Lopez 7) 77; Conrad 1 (unassisted) 80
Game #26	09/26/2009	KC 0 vs COL 0	T	
Game #27	10/04/2009	KC 1 at HOU 1	T	Zoltan 1 (Lopez 8) 73
Game #28	10/10/2009	KC 0 at CHV 2	L	
Game #29	10/17/2009	KC 2 vs SEA 3	L	Zoltan 2 (Harrington 3) 51; Wolff 11 (Arnaud 2) 53
Game #30	10/24/2009	KC 2 vs DC 2	T	Kamara 6 (Zusi 1) 30; Lopez 7 (penalty kick) 92+



NON-PLAYOFF TEAMS

KANSAS CITY WIZARDS - CUP COMPETITIONS - GAME-BY-GAME

#	Player	SUPERLIGA			U.S. OPEN CUP	
		GrPB	GrPB	GrPB	3R	QF
1	Kevin Hartman	90	90	90	90	90
2	Michael Harrington	s27	45	s25	89	90
3	Chance Myers	0-0	1-1	1-3	3-3	0-1
4	Abe Thompson	s14	63		120	70
5	Matt Besler	76	90	90	90	90
6	Lance Watson	90	90	45	120	s45
7	Claudio Lopez	89	s45	90	s31	s20
9	Adam Cristman					
10	Santiago Hirsig	90	85	90		90
11	Kurt Morsink		s5		120	
12	Jimmy Conrad	90		45		
13	Rauwshan McKenzie		90	s45	120	90
14	Jack Jewsbury	90	90	90	90	90
15	Aaron Hohlbein	90	84	65	90	90
16	Josh Wolff	90	90	90	s22	90
17	Roger Espinoza	s51		90	120	
18	Eric Kronberg					
21	Herculez Gomez	38	s27	75	s43	90
22	Davy Arnaud	63	90	s45		
24	Matt Murgness				120	
25	Jonathan Leathers	s1	90		120	45
26	Kevin Souter					
27	Boris Pardo				120	
28	Graham Zusi				77	
30	Michael Kraus		s6	s12	98	

SUPERLIGA		U.S. OPEN CUP			
GrPB	06/21/2009	KC	0 vs ATLAS	0	T
GrPB	06/24/2009	KC	1 at NE	1	T
GrPB	06/28/2009	KC	1 vs SANTOS	3	L

U.S. OPEN CUP		own goal (Barnes)			
3R	06/30/2009	KC	3 at MINN	3	W (4-2 pens)
QF	07/07/2009	KC	0 at SEA	1	L

Kraus (Espinoza) 17; Thompson (penalty kick) 19; McKenzie (Wolff) 105  
 Lopez 1 (unassisted) 80

**KANSAS CITY WIZARDS PLAYOFF HISTORY**

vs. Team	No. of Series	Series W-L	GP	W-L-T	OT	ShO	GF	GA	Mtg.	Round	Series Result
Chicago	1	1-0	1	1-0-0	0-0-0	0-0	1	0	2000	MLS Cup '00	Won MLS Cup '00
Colorado	3	2-1	7	3-2-2	0-0-1	0-0	9	9	2003	Quarterfinals	Won 1 games to 0
Columbus	1	0-1	2	0-1-1	0-0-0	0-0	1	3	2008	Quarterfinals	Lost 1 games to 0
D.C. United	1	0-1	1	0-1-0	0-0-0	0-0	2	3	2004	MLS Cup '04	Lost MLS Cup '04
FC Dallas	1	1-0	3	2-1-0	0-0-0	1-0	6	6	1996	West Semifinals	Won 2 games to 1
Los Angeles	4	2-2	9	3-5-1	0-2-1	0-1	15	14	2004	Semifinals	Won 1 games to 0
Miami	1	0-1	3	1-2-0	0-0-0	0-0	4	4	2001	Quarterfinals	Lost 6 pts. to 3
San Jose	2	1-1	3	1-2-0	0-1-0	0-0	5	5	2004	Quarterfinals	Won Series Tie-Breaker
Chivas USA	1	1-0	2	1-0-1	0-0-0	0-0	1	0	2007	Quarterfinals	Won 1 games to 0
Houston	1	0-1	1	0-1-0	0-0-0	0-0	0	2	2007	Semifinals	Lost 1 games to 0
<b>TOTALS</b>	<b>16</b>	<b>8-8</b>	<b>32</b>	<b>12-15-5</b>	<b>0-3-2</b>	<b>1-1</b>	<b>44</b>	<b>46</b>			

**KANSAS CITY WIZARDS - ALL-TIME POSTSEASON RESULTS**

DATE	OPPONENT	RESULT	ATT.	W-L-T	RD.	GOALS:
09/26/1996	Dallas	W 3-2	4,466	1-0-0	QTR	KC: Johnston (16) McKeon (79) Preki (89); DAL: Elliott (21) Ashton (25)
09/29/1996	at Dallas	L 1-2	10,125	1-1-0	QTR	KC: Preki (30); DAL: Kreis (5) Washington (32)
10/02/1996	at Dallas	W 3-2	9,802	2-1-0	QTR	KC: Chung (41) Takawira (62); DAL: Sanchez (27) Elliott (66)
10/10/1996	at Los Angeles	L 1-2	25,212	2-2-0	SEM	KC: Preki (52); LA: Armas (48) Vanney (57)
10/13/1996	Los Angeles	L 1-2	11,041	2-3-0	SEM	KC: Preki (69); LA: Vanney (76)
10/04/1997	Colorado	L 0-3	10,174	0-1-0	QTR	COL: C. Henderson (25) Bravo (67) Paule (75)
10/08/1997	at Colorado	L 2-3	13,117	0-2-0	QTR	KC: Takawira (9) Preki (88); COL: Bravo (16,68) Harris (83)
09/16/2000	Colorado	W 1-0	8,682	1-0-0	QTR	KC: Molnar (18)
09/20/2000	at Colorado	T 0-0 (OT)	8,789	1-0-1	QTR	
09/24/2000	Colorado	W 3-2	4,156	2-0-1	QTR	KC: Henderson (11) Molnar (65) Gomez (69); COL: Bravo (70,90)
09/29/2000	Los Angeles	T 0-0 (OT)	11,815	2-0-2	SEM	
10/03/2000	at Los Angeles	L 1-2 (OT)	20,849	2-1-2	SEM	KC: McKeon (29); LA: Jones (16) Califf (93)
10/06/2000	Los Angeles	W 2-0 (ST)	8,320	3-1-2	SEM	KC: Molnar (21,96)
10/15/2000	Chicago	W 1-0	39,159	4-1-2	FIN	KC: Molnar (11)
09/22/2001	at Miami	L 0-2	6,281	0-1-0	QTR	MIA: Serna (28) Pineda Chacon (53)
09/26/2001	Miami	W 3-0	5,803	1-1-0	QTR	KC: Lowe (24) McKeon (31) Gomez (45)
09/29/2001	at Miami	L 1-2	8,119	1-2-0	QTR	KC: Lowe (13); MIA: Preki (14) Henderson (71)
09/25/2002	at Los Angeles	L 2-3 (OT)	14,585	0-1-0	QTR	KC: Preki (25) Brown (70); LA: Ruiz (62,99) Jones (85)
09/28/2002	Los Angeles	W 4-1	9,484	1-1-0	QTR	KC: Simutenkov (19); Quill (37); Preki (70); Fabbro (73); LA: Albright (71)
10/02/2002	at Los Angeles	L 2-5	14,713	1-2-0	QTR	KC: Klein (47) Preki (72); LA: Ruiz (34,66) Jones (45,62) Tennyson (90)
11/04/2003	at Colorado	T 1-1	6,434	0-0-1	QTR	KC: Harris (3); COL: Borchers (53)
11/08/2003	Colorado	W 2-0	10,712	1-0-1	QTR	KC: Simutenkov (45) Klein (63)
11/15/2003	at San Jose	L 2-3 (OT)	16,108	1-1-1	SEM	KC: Simutenkov (57) Klein (72); SJ: Lagos (61) Mullan (83) Donovan (117)
10/24/2004	at San Jose	L 0-2	8,659	0-1-0	QTR	SJ: De Rosario (40) Waibel (52)
10/30/2004	San Jose	W 3-0	10,222	1-1-0	QTR	KC: Stephenson (26) own goal (48) Jewsbury (90)
11/05/2004	Los Angeles	W 2-0	11,931	2-1-0	SEM	KC: Arnaud (24,69)
11/14/2004	D.C. United	L 2-3	25,797	2-2-0	FIN	KC: Burciaga (6) Wolff (58); DC: Eskandarian (19,23) own goal (26)
10/27/2007	Chivas USA	W 1-0	12,442	1-0-0	QTR	KC: Arnaud (35)
11/03/2007	at Chivas USA	T 0-0	19,711	1-0-1	QTR	
11/10/2007	at Houston	L 0-2	30,972	1-1-1	SEM	HOU: Jaqua (35) De Rosario (81)
11/01/2008	Columbus	T 1-1	10,385	0-0-1	QTR	KC: Arnaud (53); CLB: Lenhart (90)
11/08/2008	at Columbus	L 0-2	11,153	0-1-1	QTR	CLB: Evans (7) Rogers (57)

2009 NEW YORK RED BULLS STATISTICS (5-19-6, 21 PTS.)

UNF	POS	PLAYER	GP	GS	MIN	G	A	SHT	SOG	FC	FS	OFF	CK	C	E
9	F	Juan Pablo Angel	25	25	2133	12	2	81	37	22	18	34	1	2	0
10	F-M	Macoumba Kandji	23	20	1752	4	5	47	24	43	47	10	0	2	0
19	M-F	Dane Richards	27	20	1988	3	2	19	6	42	28	11	6	4	0
13	M	Jorge Rojas	21	19	1515	2	2	36	14	18	18	1	53	1	1
15	F	John Wolyniec	20	8	764	2	1	21	8	16	9	5	0	2	0
5	M	Albert Celades	17	14	1203	1	4	10	3	16	15	0	2	2	0
11	D-M	Danleigh Borman	24	14	1441	1	1	13	4	9	9	0	26	4	0
14	M	Matthew Mbuta	10	2	280	1	0	4	1	4	0	5	0	0	0
17	D	Jeremy Hall	24	22	2001	0	1	3	2	14	14	0	0	1	1
3	D	Carlos Johnson	13	12	899	0	1	4	1	15	16	0	1	3	3
8	M	Sinisa Ubiparipovic	23	13	1206	0	1	15	8	12	18	3	33	1	1
27	D	Andrew Boyens	14	14	1114	0	0	4	2	16	9	0	0	3	0
1	GK	Danny Cepero	13	13	1088	0	0	0	0	0	2	0	0	0	0
18	GK	*Jon Conway	9	9	810	0	0	0	0	1	0	0	0	0	0
24	GK	Bouna Coundoul	8	8	720	0	0	1	1	0	2	0	0	0	0
40	GK	Alec Dufty	1	0	82	0	0	0	0	0	0	0	0	0	0
20	D	Walter Garcia	1	0	81	0	0	0	0	0	1	0	0	0	0
2	D	Kevin Goldthwaite	17	17	1449	0	0	3	0	20	24	0	1	5	1
18	D	Leo Krupnik	3	2	204	0	0	0	0	3	0	0	0	1	0
4	D	Carlos Mendes	12	11	868	0	0	0	0	13	5	0	0	1	0
25	F	*Dominic Oduro	3	1	128	0	0	5	2	3	2	0	0	0	0
21	M	Ernst Oebster	3	2	157	0	0	3	2	2	5	3	2	0	0
16	D	Alfredo Pacheco	14	14	1180	0	0	10	2	9	8	0	3	1	0
12	D	Mike Petke	19	18	1493	0	0	3	1	16	12	0	0	6	1
23	M	Juan Pietravallo	3	2	186	0	0	2	0	5	0	0	0	1	0
32	M-D	Luke Sassano	17	12	1179	0	0	6	0	6	8	0	0	1	0
7	M	Khano Smith	8	6	530	0	0	7	0	9	6	0	1	0	0
6	M	Seth Stammer	26	25	2238	0	0	20	6	37	13	1	0	4	0
22	M	Nick Zimmerman	11	7	757	0	0	21	10	7	10	1	6	0	0
	F	Giorgi Chirgadze	0	0	0	0	0	0	0	0	0	0	0	0	0
		Own-goals received				1									
		Team totals	30	30	2700	27	20	338	134	358	328	74	135	45	8
		Opponent totals	30	30	2700	47	44	374	184	329	358	104	151	52	3

GAME-WINNING GOALS: Macoumba Kandji 2, Jorge Rojas 1, Dane Richards 1, Juan Pablo Angel 1  
 GAME-WINNING ASSISTS: Macoumba Kandji 1, Carlos Johnson 1, Albert Celades 1, Juan Pablo Angel 1  
 PENALTY KICK GOALS/ATTEMPTS: Juan Pablo Angel 2-3, Matthew Mbuta 1-1

NEW YORK RED BULLS INDIVIDUAL GOALKEEPING

UNF	POS	GOALKEEPER	GP	GS	MIN	SHTS	SV	GA	GAA	PG	PA	W	L	T	SO
40	GK	Alec Dufty	1	0	82	2	2	0	0.00	0	0	0	0	0	0
24	GK	Bouna Coundoul	8	8	720	46	32	10	1.25	1	2	2	4	2	2
1	GK	Danny Cepero	13	13	1088	85	62	21	1.74	0	1	2	8	3	0
18	GK	*Jon Conway	9	9	810	51	33	16	1.78	4	4	1	7	1	1
		Team totals	30	30	2700	184	129	47	1.57	5	7	5	19	6	4
		Opponent totals	30	30	2700	134	102	27	0.90	3	4	19	5	6	15

\* = Played with other teams in 2009. Only New York Red Bulls statistics listed here.



NEW YORK RED BULLS - GAME-BY-GAME

NON-PLAYOFF TEAMS

#	Player	1	2	3	4	5	6	7	8	9	10	11	12	13	14	15	16	17	18	19	20	21	22	23	24	25	26	27	28	29	30		
1	Danny Cepero	SEA	NE	CHI	HOU	RSL	KC	DC	LA	ST	HOU	CHI	COL	DC	NE	TOR	SEA	TOR	CLB	DAL	LA	COL	CHV	DAL	CLB	KC	NE	CHV	ST	RSL	TOR		
2	Kevin Goldthwaite	0-3	1-1	0-1	0-0	2-0	0-1	2-3	0-1	4-1	1-1	0-1	2-3	0-2	0-4	1-2	1-1	0-2	0-1	1-2	1-3	0-4	0-2	3-2	1-0	0-1	1-1	1-1	0-1	0-2	5-0		
3	Carlos Johnson	90D	90G	90G	8G	90D	90D	90D	90D	90D	90D	90D	90D	80D	90G	90G	90G	90G	90G	90G	90G	90G	90D	60D	90D	90M	90M	90M	90M	90M	90M		
4	Carlos Mendes	28	78D	26	77D	2D	90D	90D	90D	26D	90D	90D	45D	10	90D	90D	81M	90M	90M	90M	90M	90M	90M	90M	90M	90M	90M	90M	90M	90M	90M	90M	
5	Albert Celades	90D	90D	90D	26	90D	77D	90D	90D	90D	90D	90D	90D	90D	90D	90D	90D	90D	90D	90D	90D	90D	90D	90D	90D	90D	90D	90D	90D	90D	90D	90D	
6	Seth Stemmler	77M	73M	90M	64M	90M	90M	90M	90M	90M	90M	90M	87M	90M	90M	89M	90M	90M	90M	90M	90M	90M	90M	90M	90M	90M	90M	90M	90M	90M	90M	90M	
7	Khano Smith	90M	90M	90M	90M	90M	90M	90M	90M	90M	90M	90M	90M	90M	90M	90M	90M	90M	90M	90M	90M	90M	90M	90M	90M	90M	90M	90M	90M	90M	90M	90M	
8	Shisha Ubiparipovic	45M	90M	17	90F	90F	90F	90F	90F	90F	90F	90F	90F	90F	90F	90F	90F	90F	90F	90F	90F	90F	90F	90F	90F	90F	90F	90F	90F	90F	90F	90F	
9	Juan Pablo Angel	90F	90F	90F	90F	61F	90F	90F	90F	90F	90F	90F	90F	90F	90F	90F	90F	90F	90F	90F	90F	90F	90F	90F	90F	90F	90F	90F	90F	90F	90F	90F	90F
10	Macoumba Kandji	90M	90F	20M	90F	59F	45	90M	90F	90F	90M	90M	90M	90M	90M	90M	90M	90M	90M	90M	90M	90M	90M	90M	90M	90M	90M	90M	90M	90M	90M	90M	90M
11	Darleigh Borman	45	90D	90D	90D	14	90M	24	17	28	24	24	79D	90M	90D	90D	16	16	16	49D	90D	90D	90D	90D	90D	90D	90D	90D	90D	90D	90D	90D	90D
12	Mike Petke	90D	90M	90M	90M	45M	45	90M	73M	35M	90M	90M	90M	90M	90M	90M	90M	90M	90M	90M	90M	90M	90M	90M	90M	90M	90M	90M	90M	90M	90M	90M	90M
13	Jorge Rojas	90M	90M	90M	90M	45M	45	90M	73M	35M	90M	90M	90M	90M	90M	90M	90M	90M	90M	90M	90M	90M	90M	90M	90M	90M	90M	90M	90M	90M	90M	90M	90M
14	Mathew Mbuta	90M	90M	90M	90M	45M	45	90M	73M	35M	90M	90M	90M	90M	90M	90M	90M	90M	90M	90M	90M	90M	90M	90M	90M	90M	90M	90M	90M	90M	90M	90M	90M
15	John Wolyniec	90M	90M	90M	90M	45M	45	90M	73M	35M	90M	90M	90M	90M	90M	90M	90M	90M	90M	90M	90M	90M	90M	90M	90M	90M	90M	90M	90M	90M	90M	90M	90M
16	Alfredo Pacheco	90M	90M	90M	90M	45M	45	90M	73M	35M	90M	90M	90M	90M	90M	90M	90M	90M	90M	90M	90M	90M	90M	90M	90M	90M	90M	90M	90M	90M	90M	90M	90M
17	Jeremy Hall	56	90D	62D	66D	84D	84D	11	10	8	90F	3	11	11	16	74D	90D	90D	90D	90D	90D	90D	90D	90D	90D	90D	90D	90D	90D	90D	90D	90D	90D
18	Leo Krupnik	90M	90M	90M	90M	90M	90M	90M	90M	90M	90M	90M	90M	90M	90M	90M	90M	90M	90M	90M	90M	90M	90M	90M	90M	90M	90M	90M	90M	90M	90M	90M	90M
19	Jon Conway	90M	90M	90M	90M	90M	90M	90M	90M	90M	90M	90M	90M	90M	90M	90M	90M	90M	90M	90M	90M	90M	90M	90M	90M	90M	90M	90M	90M	90M	90M	90M	90M
20	Dane Richards	90M	90M	90M	90M	85M	31	90M	79F	26	16	36	90F	90F	79F	32	45	90M	90M	90M	90M	90M	90M	90M	90M	90M	90M	90M	90M	90M	90M	90M	90M
21	Oscar Echeverry	90M	90M	90M	90M	90M	90M	90M	90M	90M	90M	90M	90M	90M	90M	90M	90M	90M	90M	90M	90M	90M	90M	90M	90M	90M	90M	90M	90M	90M	90M	90M	90M
22	Walter Garcia	90M	90M	90M	90M	90M	90M	90M	90M	90M	90M	90M	90M	90M	90M	90M	90M	90M	90M	90M	90M	90M	90M	90M	90M	90M	90M	90M	90M	90M	90M	90M	90M
23	Oscar Echeverry	90M	90M	90M	90M	90M	90M	90M	90M	90M	90M	90M	90M	90M	90M	90M	90M	90M	90M	90M	90M	90M	90M	90M	90M	90M	90M	90M	90M	90M	90M	90M	90M
24	Ernst Oebster	90M	90M	90M	90M	90M	90M	90M	90M	90M	90M	90M	90M	90M	90M	90M	90M	90M	90M	90M	90M	90M	90M	90M	90M	90M	90M	90M	90M	90M	90M	90M	90M
25	Nick Zimmerman	90M	90M	90M	90M	90M	90M	90M	90M	90M	90M	90M	90M	90M	90M	90M	90M	90M	90M	90M	90M	90M	90M	90M	90M	90M	90M	90M	90M	90M	90M	90M	90M
26	Juan Pietravallio	90M	90M	90M	90M	90M	90M	90M	90M	90M	90M	90M	90M	90M	90M	90M	90M	90M	90M	90M	90M	90M	90M	90M	90M	90M	90M	90M	90M	90M	90M	90M	90M
27	Terry Boss	90M	90M	90M	90M	90M	90M	90M	90M	90M	90M	90M	90M	90M	90M	90M	90M	90M	90M	90M	90M	90M	90M	90M	90M	90M	90M	90M	90M	90M	90M	90M	90M
28	Bounaoundoul	13	70	90D	45F	45D	90M	6	45	90M	90M	90M	90M	90M	90M	90M	90M	90M	90M	90M	90M	90M	90M	90M	90M	90M	90M	90M	90M	90M	90M	90M	90M
29	Dominic Oduro	34D	90M	90M	29	45	90M	45F	45D	90M	90M	90M	90M	90M	90M	90M	90M	90M	90M	90M	90M	90M	90M	90M	90M	90M	90M	90M	90M	90M	90M	90M	90M
30	Andrew Boyens	90M	90M	90M	90M	90M	90M	90M	90M	90M	90M	90M	90M	90M	90M	90M	90M	90M	90M	90M	90M	90M	90M	90M	90M	90M	90M	90M	90M	90M	90M	90M	90M
31	Luke Sassano	90M	90M	90M	90M	90M	90M	90M	90M	90M	90M	90M	90M	90M	90M	90M	90M	90M	90M	90M	90M	90M	90M	90M	90M	90M	90M	90M	90M	90M	90M	90M	90M
32	Alec Dufty	82	90M	90M	90M	90M	90M	90M	90M	90M	90M	90M	90M	90M	90M	90M	90M	90M	90M	90M	90M	90M	90M	90M	90M	90M	90M	90M	90M	90M	90M	90M	90M

"00" = minutes played  
 F/M/D/G = starting position



NON-PLAYOFF TEAMS

NEW YORK RED BULLS - GAME-BY-GAME LOG

Game #1	03/19/2009	NY 0 at SEA 3	L	
Game #2	03/28/2009	NY 1 vs NE 1	T	own goal (Heaps) 35
Game #3	04/05/2009	NY 0 at CHI 1	L	
Game #4	04/11/2009	NY 0 at HOU 0	T	Kandji 1 (unassisted) 2; Angel 1 (Kandji 1) 57
Game #5	04/18/2009	NY 2 vs RSL 0	W	
Game #6	04/23/2009	NY 0 at KC 1	L	Angel 2 (Rojas 1) 68; Richards 1 (unassisted) 74
Game #7	04/26/2009	NY 2 vs DC 3	L	
Game #8	05/02/2009	NY 0 at LA 1	L	Rojas 1 (unassisted) 7; Rojas 2 (Kandji 2, Johnson 1) 13; Angel 3 (Kandji 3, Celades 1) 22; Kandji 2 (unassisted) 40
Game #9	05/08/2009	NY 4 vs ST 1	W	Wolyniec 1 (Richards 1) 88
Game #10	05/16/2009	NY 1 vs HOU 1	T	Angel 4 (penalty kick) 45; Borman 1 (unassisted) 73
Game #11	05/24/2009	NY 0 vs CHI 1	L	
Game #12	05/30/2009	NY 2 vs COL 3	L	
Game #13	06/04/2009	NY 0 at DC 2	L	
Game #14	06/07/2009	NY 0 at NE 4	L	Celades 1 (Angel 1) 54
Game #15	06/13/2009	NY 1 at TOR 2	L	Angel 5 (unassisted) 40
Game #16	06/20/2009	NY 1 vs SEA 1	T	
Game #17	06/24/2009	NY 0 at TOR 2	L	
Game #18	06/27/2009	NY 0 at CLB 1	L	Angel 6 (Borman 1, Rojas 2) 43
Game #19	07/04/2009	NY 1 at DAL 2	L	Angel 7 (penalty kick) 87
Game #20	07/16/2009	NY 1 vs LA 3	L	
Game #21	07/25/2009	NY 0 at COL 4	L	
Game #22	08/15/2009	NY 0 vs CHV 2	L	
Game #23	08/23/2009	NY 3 vs DAL 2	W	Angel 8 (Celades 2) 4; Richards 2 (Wolyniec 1, Celades 3) 27; Angel 9 (unassisted) 88
Game #24	08/30/2009	NY 1 vs CLB 0	W	Richards 3 (unassisted) 63
Game #25	09/12/2009	NY 0 vs KC 1	L	
Game #26	09/18/2009	NY 1 vs NE 1	T	Wolyniec 2 (Richards 2, Kandji 4) 69
Game #27	09/26/2009	NY 1 at CHV 1	T	Angel 10 (Ubiparipovic 1) 84
Game #28	10/03/2009	NY 0 at ST 1	L	
Game #29	10/14/2009	NY 0 at RSL 2	L	
Game #30	10/24/2009	NY 5 vs TOR 0	W	Kandji 3 (Celades 4, Angel 2) 2; Angel 11 (Kandji 5) 33; Angel 12 (Hall 1) 62; Kandji 4 (unassisted) 70; Mbuta 1 (penalty kick) 94+

NEW YORK RED BULLS - CUP COMPETITIONS - GAME-BY-GAME

#	Player	U.S. OPEN CUP			CONCACAF CHAMPIONS LEAGUE		
		Q1	Q2	DC	Prnd1	Prnd2	WCONN
1	Danny Cepero	90	90	s45	90	90	80
2	Kevin Goldthwaite						
3	Carlos Johnson	90					
4	Carlos Mendes						
5	Albert Celades						
6	Seth Stammer						
7	Khano Smith						
8	Shisa Ubiparipovic	90	s7		s1	s35	
9	Juan Pablo Angel				90		
10	Macoumba Kandji	56					
11	Danleigh Borman	90	83		s9	s45	
12	Mike Petke	90			90	90	
13	Jorge Rojas				89	55	
14	Mathew Mbuta	s34	s45			s10	
15	John Wolyniec	90	90		90	90	
16	Alfredo Pacheco				90	45	
17	Jeremy Hall	s4	90		90	90	
18	Jon Conway						
19	Dane Richards		90		90	90	
20	Oscar Echeverry						
21	Ernst Öbster				81	90	
22	Nick Zimmermann						
23	Juan Pietravallio	90	45				
24	Terry Boss						
25	Dominic Oduro	86	90				
27	Andrew Boyens	90	45				
32	Luke Sassano	90	90				
40	Alec Duffly						

U.S. OPEN CUP  
 Q1 04/29/2009 NY 2 at ST 1 W Petke 1 (unassisted) 2; Wolyniec 1 (Oduro) 80  
 Q1 05/20/2009 NY 3 at DC 5 L Richards 1 (Wolyniec) 44; Rojas 1 (Wolyniec) 48; Rojas 2 (penalty kick) 61

CONCACAF CHAMPIONS LEAGUE  
 PRnd1 07/30/2009 NY 2 at WCONN 2 T Öbster 48; Josepb 61 (og)  
 PRnd2 08/05/2009 NY 1 vs WCONN 2 L Wolyniec 19



## NON-PLAYOFF TEAMS

### NEW YORK RED BULLS/METROSTARS PLAYOFF HISTORY

vs. Team	No. of Series	Series W-L	GP	W-L-T	OT	ShO	GF	GA	Last Mtg.	Round	Series Result
Chicago	1	0-1	3	1-2-0	0-0-0	0-0	4	6	2000	Semifinals	Lost 6 pts. to 3
Columbus	2	0-2	3	0-3-0	0-0-0	0-1	5	9	2008	MLS Cup '08	Lost MLS Cup '08
D.C. United	3	0-3	7	1-5-1	0-0-0	1-0	4	11	2006	Quarterfinals	Lost 1 games to 0
FC Dallas	1	1-0	2	2-0-0	1-0-0	0-0	4	2	2000	Quarterfinals	Won 6 pts. to 0
Los Angeles	1	0-1	3	1-1-1	0-0-1	0-0	7	6	2001	Quarterfinals	Lost Series Tie-Breaker
New England	3	0-3	6	1-3-2	0-0-0	0-0	3	7	2007	Quarterfinals	Lost 1 games to 0
Real Salt Lake	1	1-0	1	1-0-0	0-0-0	0-0	1	0	2008	Semifinals	Won 1 games to 0
Houston	1	1-0	2	1-0-1	0-0-0	0-0	4	1	2008	Quarterfinals	Won 1 games to 0
<b>TOTALS</b>	<b>13</b>	<b>3-10</b>	<b>27</b>	<b>8-14-5</b>	<b>1-0-1</b>	<b>1-1</b>	<b>32</b>	<b>42</b>			

### NEW YORK RED BULLS/METROSTARS - ALL-TIME POSTSEASON RESULTS

DATE	OPPONENT	RESULT	ATT.	W-L-T	RD.	GOALS:
09/24/1996	D.C. United	W 3-2	14,416	1-0-0	QTR	MET: De Avila (38) Savarese (75); DC: Diaz Arce (24) Moreno (56)
09/27/1996	at D.C. United	L 0-1	21,442	1-1-0	QTR	DC: Etcheverry (72)
10/02/1996	at D.C. United	L 1-2	20,423	1-2-0	QTR	MET: De Avila (86); DC: Rammel (67) Diaz Arce (89)

DATE	OPPONENT	RESULT	ATT.	W-L-T	RD.	GOALS:
09/30/1998	at Columbus	L 3-5	10,996	0-1-0	QTR	MET: Hurtado (53) Sorber (60) Joseph (80); CLB: McBride (9,12) Smith (33) Farrell (38) John (58)
10/03/1998	Columbus	L 1-2	11,686	0-2-0	QTR	MET: Ramos (13); CLB: John (22)

DATE	OPPONENT	RESULT	ATT.	W-L-T	RD.	GOALS:
09/15/2000	Dallas	W 2-1 (OT)	14,868	1-0-0	QTR	MET: Mathis (34) Valencia (100); DAL: Rhine (67)
09/20/2000	at Dallas	W 2-1	7,555	2-0-0	QTR	MET: Mathis (53,81); DAL: J. Rodriguez (82)
09/26/2000	at Chicago	L 0-3	7,141	2-1-0	SEM	CHI: Stoitchkov (21) Kovalenko (35) Razov (84)
09/30/2000	Chicago	W 2-0	15,476	3-1-0	SEM	MET: Chung (40) Valencia (84)
10/06/2000	at Chicago	L 2-3	10,133	3-2-0	SEM	MET: Valencia (32,36); CHI: Brown (3) Stoitchkov (31) Razov (88)

DATE	OPPONENT	RESULT	ATT.	W-L-T	RD.	GOALS:
09/23/2001	at Los Angeles	T 1-1 (OT)	11,580	0-0-1	QTR	MET: Faria (29); LA: Caligiuri (63)
09/26/2001	Los Angeles	W 4-1	12,817	1-0-1	QTR	MET: Faria (72,80) Chung (75) Valencia (83); LA: Victorine (4)
09/29/2001	at Los Angeles	L 2-4 (ST)	6,154	1-1-1	QTR	MET: Villegas (49,61); LA: Victorine (21,33) Frye (56) Cienfuegos (98)

DATE	OPPONENT	RESULT	ATT.	W-L-T	RD.	GOALS:
11/01/2003	New England	L 0-2	10,211	0-1-0	QTR	NE: Fabbro (17) Noonan (65)
11/09/2003	at New England	T 1-1	14,823	0-1-1	QTR	MET: Guevara (45); NE: Noonan (21)

DATE	OPPONENT	RESULT	ATT.	W-L-T	RD.	GOALS:
10/23/2004	D.C. United	L 0-2	11,161	0-1-0	QTR	DC: Stewart (67) Eskandarian (88)
10/30/2004	at D.C. United	L 0-2	15,763	0-2-0	QTR	DC: Moreno (85) Namoff (89)

DATE	OPPONENT	RESULT	ATT.	W-L-T	RD.	GOALS:
10/22/2005	New England	W 1-0	10,003	1-0-0	QTR	MET: Guevara (34)
10/29/2005	at New England	L 1-3	9,581	1-1-0	QTR	MET: Djorkaeff (59); NE: Cancela (68) Noonan (73) Smith (83)

DATE	OPPONENT	RESULT	ATT.	W-L-T	RD.	GOALS:
10/21/2006	D.C. United	L 0-1	8,630	0-1-0	QTR	DC: Gomez (77)
10/29/2006	at D.C. United	T 1-1	21,455	0-1-1	QTR	NY: Altidore (70); DC: Gomez (86)

DATE	OPPONENT	RESULT	ATT.	W-L-T	RD.	GOALS:
10/27/2007	New England	T 0-0	14,165	0-0-1	QTR	
11/03/2007	at New England	L 0-1	10,116	0-1-1	QTR	NE: Twellman (64)

DATE	OPPONENT	RESULT	ATT.	W-L-T	RD.	GOALS:
11/01/2008	Houston	T 1-1	11,578	0-0-1	QTR	NY: Angel (48); HOU: Kamara (85)
11/09/2008	at Houston	W 3-0	30,053	1-0-1	QTR	NY: Richards (25) Angel (36) Wolyniec (81)
11/15/2008	at Real Salt Lake	W 1-0	20,008	1-0-1	SEM	NY: van den Bergh (28)
11/23/2008	at Columbus	L 1-3	27,000	2-1-1	FIN	NY: Wolyniec (51); CLB: Moreno (31) Marshall (53) Hejduk (82)

2009 SAN JOSE EARTHQUAKES STATISTICS (7-14-9, 30 PTS.)

UNF	POS	PLAYER	GP	GS	MIN	G	A	SHT	SOG	FC	FS	OFF	CK	C	E
19	F	Ryan Johnson	30	27	2241	11	2	59	35	43	28	28	1	3	0
10	M-F	Arturo Alvarez	23	20	1848	5	2	53	22	27	31	6	48	5	0
17	F	Chris Wondolowski (TOT)	21	11	1141	5	2	31	13	9	10	6	0	4	0
17	F	Chris Wondolowski (SJ)	14	8	854	3	1	23	11	7	9	4	0	3	0
13	F	Cornell Glen	12	6	481	4	1	22	14	6	12	6	1	0	0
6	M	Darren Huckerby	14	13	1058	3	2	18	10	17	15	8	41	3	0
9	F	*Pablo Campos	14	9	611	2	2	11	8	18	17	5	0	2	0
20	M	Ramon Sanchez	10	10	895	2	1	8	4	8	13	0	0	1	0
25	F	Quincy Amarikwa	24	1	602	1	2	11	3	24	10	5	0	5	0
11	M	Bobby Convey	26	25	2200	1	2	17	4	25	34	1	41	4	0
17	F	*Cam Weaver	9	5	475	1	2	8	3	12	11	2	0	1	0
14	D-M	Brandon McDonald	18	18	1579	1	1	8	4	14	8	1	0	3	0
4	D	Chris Leitch	29	29	2537	0	7	4	3	21	15	0	0	3	0
15	M	Shea Salinas	23	13	1306	0	5	19	5	12	12	0	8	3	1
12	M	Ramiro Corrales	24	24	2066	0	3	15	5	29	38	2	0	7	0
23	D	Michael Zaher	10	8	757	0	2	1	1	4	4	0	0	1	0
2	D	Eric Denton	11	9	803	0	1	2	1	3	4	0	0	2	0
2	D	Bobby Burling (TOT)	10	7	713	0	0	4	1	5	2	0	0	0	0
2	D	Bobby Burling (SJ)	7	6	562	0	0	2	1	4	2	0	0	0	0
1	GK	Joe Cannon	28	28	2520	0	0	1	1	0	4	0	0	2	0
5	D	*Ryan Cochrane	2	2	180	0	0	0	0	6	1	0	0	0	0
7	M	Simon Elliott	15	12	1234	0	0	7	3	8	3	0	13	0	0
3	D	*Nick Garcia	12	12	1080	0	0	0	0	11	5	0	0	2	0
22	D-M	Kelly Gray	8	7	632	0	0	5	0	3	5	0	0	0	0
21	D	Jason Hernandez	16	16	1403	0	0	0	0	15	13	0	0	5	0
28	M	Andre Luiz	7	7	488	0	0	4	1	6	8	0	4	1	0
27	D	Aaron Pitchkolan (TOT)	10	6	631	0	0	3	0	12	2	0	0	4	0
27	D	Aaron Pitchkolan (SJ)	9	6	586	0	0	3	0	10	2	0	0	3	0
8	M	Antonio Ribeiro	7	7	509	0	0	9	2	7	6	0	0	2	0
32	F	Davide Somma	1	0	4	0	0	1	0	1	0	0	0	0	0
24	GK	Andrew Weber	2	2	180	0	0	0	0	0	0	0	0	0	0
31	GK	Mike Graczyk	0	0	0	0	0	0	0	0	0	0	0	0	0
18	D	Jamil Roberts	0	0	0	0	0	0	0	0	0	0	0	0	0
		Own-goals received				2									
		Team totals	30	30	2700	36	36	311	141	341	337	68	157	61	1
		Opponent totals	30	30	2700	50	57	374	164	337	341	97	154	47	2

GAME-WINNING GOALS: Ryan Johnson 3, Chris Wondolowski 1, Cam Weaver 1, Arturo Alvarez 1

GAME-WINNING ASSISTS: Chris Leitch 2, Bobby Convey 2, Darren Huckerby 1, Ramiro Corrales 1  
Pablo Campos 1

PENALTY KICK GOALS/ATTEMPTS: Chris Wondolowski 1-1, Ryan Johnson 1-1, Cornell Glen 1-1, Pablo Campos 1-1  
Arturo Alvarez 1-1

SAN JOSE EARTHQUAKES INDIVIDUAL GOALKEEPING

UNF	POS	GOALKEEPER	GP	GS	MIN	SHTS	SV	GA	GAA	PG	PA	W	L	T	SO
24	GK	Andrew Weber	2	2	180	17	11	3	1.50	0	0	1	0	1	0
1	GK	Joe Cannon	28	28	2520	147	97	47	1.68	3	3	6	14	8	3
		Team totals	30	30	2700	164	108	50	1.67	3	3	7	14	9	3
		Opponent totals	30	30	2700	141	103	36	1.20	5	5	14	7	9	7

\* = Played with other teams in 2009. Only San Jose Earthquakes statistics listed here.



SAN JOSE EARTHQUAKES - GAME BY GAME

NON-PLAYOFF TEAMS

#	Player	1	2	3	4	5	6	7	8	9	10	11	12	13	14	15	16	17	18	19	20	21	22	23	24	25	26	27	28	29	30		
1	Joe Cannon	NE	HOU	KC	CHI	LA	SEA	CHV	NY	HOU	CLB	RSJ	DAL	SEA	LA	RSJ	TOR	CHI	DC	SEA	CLB	KC	NE	COL	COL	DC	NY	DAL	TOR	CHV	LA		
2	Eric Denton	0-1	3-2	0-2	3-3	1-1	0-2	0-1	1-4	1-3	1-2	2-1	2-2	1-2	2-1	1-1	1-3	0-2	2-2	4-0	0-3	1-0	1-2	1-1	1-1	2-1	1-0	1-2	1-1	2-2	0-2		
2	Bobby Burling	90G	90G	90G	90G	90G	90G	90G	90G	90G	90G	90G	90G	90G	90G	90G	90G	90G	90G	90G	90G	90G	90G	90G	90G	90G	90G	90G	90G	90G	90G		
3	Nick Garcia	90D	90D	90D	90D	90D	90D	90D	90D	90D	90D	90D	90D	90D	90D	90D	90D	90D	90D	90D	90D	90D	90D	90D	90D	90D	90D	90D	90D	90D	90D		
4	Chris Leitch	90D	90D	90D	90D	90D	90D	90D	90D	90D	90D	90D	90D	90D	90D	90D	90D	90D	90D	90D	90D	90D	90D	90D	90D	90D	90D	90D	90D	90D	90D		
5	Fabio da Silva																																
5	Ryan Cochrane	90M	70M	74M	63M																												
6	Darren Huckerby																																
7	Simon Elliott																																
8	Antonio Ribeiro																																
9	Pablo Campos	7	1	31	45F	65F	77F	58F	3	45F																							
10	Arturo Alvarez	68F	90M	90M	90M	90M	90M	90F	90M	90M	15	90M	90M	90M	90M	90M	90M	90M	90M	90M	90M	90M	90M	90M	90M	90M	90M	90M	90M	90M	90M	90M	
11	Bobby Conway	90M	90M	90M	90M	90M	90M	90M	90M	88M	90M	90M	90M	90M	90M	90M	90M	90M	90M	90M	90M	90M	90M	90M	90M	90M	90M	90M	90M	90M	90M	90M	
12	Ramiro Corrales	90M	90M	90M	90M	90M	90M	90M	90M	90M	90M	90M	90M	90M	90M	90M	90M	90M	90M	90M	90M	90M	90M	90M	90M	90M	90M	90M	90M	90M	90M	90M	
13	Cornell Glen																																
14	Brandon McDonald																																
15	Shea Salinas	22	20	16	18		65M	62M	19	14	75M																						
17	Cam Weaver	83F	89F	90F	4	12	13																										
17	Chris Wondolowski																																
18	Jamli Roberts																																
19	Ryan Johnson	57F	65F	59F	86F	78F	90F	32	67F	90F	90F	90F	90F	90F	85F	85F	90F	79F	74F	41F	59M	64F	26	24	90F	90F	90F	90F	90F	90F	90F	90F	
20	Ramon Sanchez																																
21	Jason Hernandez																																
22	Kelly Gray	90D	90D	90D																													
23	Michael Zaher																																
24	Andrew Weber																																
25	Quincy Amarikwa	33	25																														
27	Aaron Pitchkolan																																
28	Andre Luiz																																
31	Mike Graczyk																																
32	Davide Somma																																

"00" = minutes played  
 F/M/D/G = starting position

Played for other teams:

Bobby Burling played 151 minutes for CHV  
 Chris Wondolowski played 287 minutes for HOU

## NON-PLAYOFF TEAMS

### SAN JOSE EARTHQUAKES - GAME-BY-GAME LOG

Game #	Date	Opponent	Result	Score	Goals
Game #1	03/21/2009	ST 0 vs NE 1	L		
Game #2	03/28/2009	ST 3 vs KC 2	W		Johnson 1 (Weaver 1, Alvarez 1) 30; Alvarez 1 (unassisted) 33; Weaver 1 (Huckerby 1, Leitch 1) 44
Game #3	04/05/2009	ST 0 at KC 2	L		
Game #4	04/11/2009	ST 3 vs CHI 3	T		Johnson 2 (Huckerby 2, Leitch 2) 14; Convey 1 (unassisted) 43; Alvarez 2 (penalty kick) 75
Game #5	04/18/2009	ST 1 vs LA 1	T		Campos 1 (Leitch 3) 5
Game #6	04/25/2009	ST 0 at SEA 2	L		
Game #7	05/02/2009	ST 0 vs CHV 1	L		
Game #8	05/08/2009	ST 1 at NY 4	L		Johnson 3 (Corrales 1) 45
Game #9	05/23/2009	ST 1 at HOU 3	L		Johnson 4 (Weaver 2, Leitch 4) 53
Game #10	05/27/2009	ST 1 at CLB 2	L		Johnson 5 (Amarikwa 1, Denton 1) 23
Game #11	05/30/2009	ST 2 vs RSL 1	W		Glen 1 (Zaher 1) 52; Alvarez 3 (Convey 1) 63
Game #12	06/07/2009	ST 2 at DAL 2	T		own goal (Ricchetti) 60; Alvarez 4 (unassisted) 82
Game #13	06/13/2009	ST 1 at SFA 2	L		Huckerby 1 (Johnson 1, Salinas 1) 68
Game #14	06/20/2009	ST 2 vs LA 1	W		Campos 2 (penalty kick) 6; Johnson 6 (Campos 1, Leitch 5) 54
Game #15	07/03/2009	ST 1 at RSL 1	T		Alvarez 5 (Campos 2) 63
Game #16	07/11/2009	ST 1 vs TOR 3	L		Huckerby 2 (Johnson 2, Alvarez 2) 32
Game #17	07/18/2009	ST 0 at CHI 2	L		
Game #18	07/25/2009	ST 2 vs DC 2	T		Johnson 7 (Glen 1, Zaher 2) 36; Glen 2 (penalty kick) 62
Game #19	08/02/2009	ST 4 vs SEA 0	W		own goal (Alonso) 2; Glen 3 (Salinas 2, Sanchez 1) 54; Huckerby 3 (u/a) 78; Wondolowski 3 (Salinas 3) 84
Game #20	08/08/2009	ST 0 vs CLB 3	L		
Game #21	08/22/2009	ST 1 vs KC 0	W		Wondolowski 4 (Corrales 2, Convey 2) 93+
Game #22	08/29/2009	ST 1 at NE 2	L		Sanchez 1 (Corrales 3, Amarikwa 2) 92+
Game #23	09/18/2009	ST 1 vs COL 1	T		Johnson 8 (McDonald 1) 8
Game #24	09/23/2009	ST 1 at COL 1	T		Wondolowski 5 (penalty kick) 67
Game #25	09/27/2009	ST 2 at DC 1	W		Sanchez 2 (unassisted) 58; Johnson 9 (unassisted) 73
Game #26	10/03/2009	ST 1 vs NY 0	W		Johnson 10 (penalty kick) 24
Game #27	10/07/2009	ST 1 vs DAL 2	L		Amarikwa 1 (Salinas 4, Wondolowski 2) 73
Game #28	10/10/2009	ST 1 at TOR 1	T		Glen 4 (unassisted) 93+
Game #29	10/17/2009	ST 2 at CHV 2	T		McDonald 1 (Salinas 5, Leitch 6) 21; Johnson 11 (Leitch 7) 58
Game #30	10/24/2009	ST 0 at LA 2	L		



NON-PLAYOFF TEAMS

SAN JOSE EARTHQUAKES - CUP COMPETITIONS - GAME-BY-GAME

#	Player	U.S. OPEN CUP	
		Q1	NY
1	Joe Cannon		1-2
2	Eric Denton	90	
3	Nick Garcia		
4	Chris Leitch	90	
5	Ryan Cochrane		
6	Darren Huckerby		
7	Simon Elliott	90	
9	Pablo Campos	s45	
10	Arturo Alvarez	s6	
11	Bobby Convey	s31	
12	Ramiro Corrales		
14	Brandon McDonald	84	
15	Shea Salinas	90	
17	Cam Weaver		
18	Tamil Roberts		
19	Ryan Johnson	59	
21	Jason Hernandez		
22	Kelly Gray	90	
23	Michael Zaher	90	
24	Andrew Weber	90	
25	Quincy Amarikwa	90	
31	Mike Graczyk		
32	Davide Somma	45	

U.S. OPEN CUP  
 Q1 04/29/2009 SJ 1 vs NY 2 L Campos (unassisted) 71



## NON-PLAYOFF TEAMS

### SAN JOSE EARTHQUAKES PLAYOFF HISTORY

vs. Team	No. of Series		Series					Last		Round	Series Result
	Series	W-L	GP	W-L-T	OT	ShO	GF	GA	Mtg.		
Chicago	1	1-0	1	1-0-0	0-0-0	0-0	4	2	2003	MLS Cup '03	Won MLS Cup '03
Columbus	2	1-1	4	2-2-0	0-0-0	0-0	8	5	2002	Quarterfinals	Lost 6 pts. to 0
Kansas City	2	1-1	3	2-1-0	1-0-0	0-0	5	5	2004	Quarterfinals	Lost Series Tie-Breaker
Los Angeles	4	2-2	8	3-4-1	1-0-0	0-0	10	13	2005	Quarterfinals	Lost 1 games to 0
Miami	1	1-0	3	2-1-0	1-0-0	0-0	5	1	2001	Semifinals	Won 6 pts. to 3
<b>TOTALS</b>	<b>10</b>	<b>6-4</b>	<b>19</b>	<b>10-8-1</b>	<b>3-0-0</b>	<b>0-0</b>	<b>32</b>	<b>26</b>			

### SAN JOSE EARTHQUAKES - ALL-TIME POSTSEASON RESULTS

DATE	OPPONENT	RESULT	ATT.	W-L-T	RD. NOTES:
09/26/1996	Los Angeles	W 1-0	17,209	1-0-0	QTR Ianni (36)
09/29/1996	at Los Angeles	L 0-2	27,833	1-1-0	QTR
10/02/1996	at Los Angeles	L 0-2	30,231	1-2-0	QTR

DATE	OPPONENT	RESULT	ATT.	W-L-T	RD. NOTES:
09/22/2001	at Columbus	W 3-1	20,883	1-0-0	QTR Donovan (5,46); Lagos (31)
09/26/2001	Columbus	W 3-0	10,419	2-0-0	QTR Lagos (9); Cerritos (68); Donovan (76)
10/10/2001	at Miami	L 0-1	9,236	2-1-0	SEM
10/14/2001	Miami	W 4-0	16,119	3-1-0	SEM Donovan (16); Russell (57); Lagos (69); De Rosario (89)
10/17/2001	at Miami	W 1-0 (OT)	11,242	4-1-0	SEM Dayak (93)
10/21/2001	at Los Angeles	W 2-1 (OT)	21,626	5-1-0	FIN Donovan (43); De Rosario (96)

DATE	OPPONENT	RESULT	ATT.	W-L-T	RD. NOTES:
09/25/2002	Columbus	L 1-2	8,069	0-1-0	QTR Donovan (54)
09/28/2002	at Columbus	L 1-2	13,004	0-2-0	QTR Graziani (58)

DATE	OPPONENT	RESULT	ATT.	W-L-T	RD. NOTES:
11/01/2003	at Los Angeles	L 0-2	20,201	0-1-0	QTR
11/09/2003	Los Angeles	W 5-2 (ST)	14,145	1-1-0	QTR Agoos (21); Donovan (35); Walker (50); Roner (90); Faria (96)
11/15/2003	Kansas City	W 3-2 (OT)	16,108	2-1-0	SEM Lagos (61); Mullan (83); Donovan (117)
11/23/2003	at Chicago	W 4-2	27,000	3-1-0	FIN Ekelund (5); Donovan (38,71); Mulrooney (50)

DATE	OPPONENT	RESULT	ATT.	W-L-T	RD. NOTES:
10/24/2004	Kansas City	W 2-0	8,659	1-0-0	QTR De Rosario (40); Waibel (52)
10/30/2004	at Kansas City	L 0-3	10,222	1-1-0	QTR

DATE	OPPONENT	RESULT	ATT.	W-L-T	RD. GOALS:
10/23/2005	at Los Angeles	L 1-3	17,466	1-0-0	QTR Clark (68)
10/29/2005	Los Angeles	T 1-1	17,824	1-0-1	QTR Ching (42)



2009 TORONTO FC STATISTICS (10-11-9, 39 PTS.)

UNF	POS	PLAYER	GP	GS	MIN	G	A	SHT	SOG	FC	FS	OFF	CK	C	E
14	M	Dwayne De Rosario	28	27	2444	11	6	80	36	34	35	43	25	5	0
20	M	Amado Guevara	25	24	1999	5	6	49	20	34	22	3	94	3	0
19	F	Chad Barrett	29	27	2069	5	3	55	25	23	18	15	2	5	1
9	F	Danny Dichio	19	6	760	3	2	17	8	14	13	11	0	2	0
3	D	Nana Attakora	20	19	1652	2	4	8	5	10	11	0	0	2	0
11	D	Jim Brennan	28	28	2478	2	1	17	5	22	6	5	1	8	0
15	D	Adrian Serieux	26	25	2235	2	1	8	5	42	23	0	0	6	1
8	F-M	Pablo Vitti	26	18	1650	2	1	29	14	24	40	8	3	3	0
17	F	O'Brian White	9	5	440	2	0	11	5	5	0	4	0	2	0
2	M	Sam Cronin	27	26	2363	1	4	13	2	12	2	1	0	2	0
10	F	Ali Gerba	11	5	534	1	0	15	3	8	4	11	0	1	0
16	D	Marvell Wynne	21	21	1890	0	5	6	2	14	16	1	0	1	0
33	M	Carl Robinson	21	20	1757	0	2	9	3	27	15	0	0	6	0
24	GK	Stefan Frei	26	26	2295	0	1	0	0	0	5	0	0	1	0
7	F	Fuad Ibrahim	6	2	204	0	1	2	0	3	4	0	0	0	0
6	M	Julian de Guzman	5	5	450	0	0	3	0	5	10	0	0	1	0
18	GK	Brian Edwards	3	3	270	0	0	0	0	0	0	0	0	0	0
5	D	Lesly Fellingga	4	1	137	0	0	2	2	1	1	0	2	0	0
27	D-M	Gabe Gala	1	0	3	0	0	0	0	0	0	0	0	0	0
4	D	Nick Garcia (TOT)	25	25	2205	0	0	0	0	22	15	0	0	4	0
4	D	Nick Garcia (TOR)	13	13	1125	0	0	0	0	11	10	0	0	2	0
32	D	Emmanuel Gomez	9	6	491	0	0	0	0	4	3	0	0	1	0
5	D-M*	Kevin Harmse	12	8	805	0	0	8	4	9	7	0	0	2	0
10	M	Rohan Ricketts	12	3	316	0	0	2	1	9	6	0	2	1	0
22	M	Amadou Sanyang	7	3	311	0	0	0	0	12	5	0	0	2	1
13	M	Johann Smith	4	0	47	0	0	0	0	0	1	0	0	0	0
1	GK	Greg Sutton	2	1	135	0	0	0	0	0	0	0	0	0	0
4	D	Marco Velez	15	8	780	0	0	3	2	5	7	0	0	1	0
		Own-goals received				1									
		Team totals	30	30	2700	37	37	337	142	328	277	102	129	57	3
		Opponent totals	30	30	2700	46	49	343	163	277	328	68	161	35	1

GAME-WINNING GOALS: Pablo Vitti 2, Amado Guevara 2, Danny Dichio 2, Dwayne De Rosario 2  
Jim Brennan 1, Nana Attakora 1

GAME-WINNING ASSISTS: Sam Cronin 2, Nana Attakora 2, Marvell Wynne 1, Amado Guevara 1, Danny Dichio 1  
Jim Brennan 1

PENALTY KICK GOALS/ATTEMPTS: Amado Guevara 0-1, Dwayne De Rosario 0-1

TORONTO FC INDIVIDUAL GOALKEEPING

UNF	POS	GOALKEEPER	GP	GS	MIN	SHTS	SV	GA	GAA	PG	PA	W	L	T	SO
1	GK	Greg Sutton	2	1	135	5	3	2	1.33	0	0	0	1	1	0
24	GK	Stefan Frei	26	26	2295	141	98	38	1.49	3	4	9	9	7	5
18	GK	Brian Edwards	3	3	270	17	11	6	2.00	1	1	1	1	1	1
		Team totals	30	30	2700	163	112	46	1.53	4	5	10	11	9	6
		Opponent totals	30	30	2700	142	99	37	1.23	0	2	11	10	9	9

\* = Played with other teams in 2009. Only Toronto FC statistics listed here.



TORONTO FC - GAME-BY-GAME

NON-PLAYOFF TEAMS

#	Player	1	2	3	4	5	6	7	8	9	10	11	12	13	14	15	16	17	18	19	20	21	22	23	24	25	26	27	28	29	30				
		KC	CLB	SEA	DAL	DAL	CHV	KC	CLB	DC	CHI	NE	HOU	LA	NY	NY	RSL	SJ	HOU	CLB	NE	DC	CHV	SEA	COL	COL	LA	CHI	SJ	RSL	NY				
		3-2	1-1	0-2	1-1	2-3	1-0	1-0	1-1	3-3	0-2	3-1	0-3	1-2	2-1	2-0	0-3	3-1	1-1	2-3	1-1	2-0	0-2	0-0	0-1	3-2	0-2	2-2	1-1	1-0	0-5				
1	Greg Sutton	45	90G																																
2	Sam Cronin	90M	90M	45	90M	90M	90M	90M	90M	90M	90M	90M	90M	90M	90M	90M	90M	90M	90M	90M	90M	90M	90M	90M	90M	90M	90M	90M	90M	90M	90M	90M			
3	Nana Attakora								1	76D	45D	90D	90D		90D	90D	90D	90D	90D	90D	90D	90D	90D	90D	90D	90D	90D	90D	90D	90D	90D	90D			
4	Nick Garcia																																		
5	Marco Velez	90D							4	90D	90D	90D	69D		45D	90D	27	4	21	1	1	68													
5	Kevin Harmse	90D	90M	90D	90D	90D			11																										
5	Lesly Felllinga																																		
6	Julian de Guzman																																		
7	Fuad Ibrahim																																		
8	Pablo Vltli																																		
9	Danny Dichio	1	22	35	21	1	90F	90F	45F	14	21	82F																							
10	All Gerba																																		
10	Rohan Ricketts	90M	62M	45M	15																														
11	Jim Brennan	90D	90D	90D	90D	90D	90D	90D	90D	90M	90D	90D	56D																						
13	Johann Smith																																		
14	Dwayne De Rosario	90F	90M	90M	89F	74F																													
15	Adrian Serieux	90D	90D	90D	90D	90D	90D	90D	90D	90D	90D	90D	90D	90D	90D	90D	90D	90D	90D	90D	90D	90D	90D	90D	90D	90D	90D	90D	90D	90D	90D	90D	90D	90D	
16	Marvell Wynne	90D	90D	90D	90D	90D	90D	90D	90D	90D	90D	90D	90D	90D	90D	90D	90D	90D	90D	90D	90D	90D	90D	90D	90D	90D	90D	90D	90D	90D	90D	90D	90D	90D	
17	O'Brian White																																		
18	Brian Edwards																																		
19	Chad Barrett	89F	68F	55F	69F	90F	90F	83F	90F	45F	90F	89F	45F	86F	22	64F	82F	80F	80F	79F	50M														
20	Amado Guevara	90M																																	
22	Amadou Sanayang																																		
24	Stefan Frei	90G	45G																																
27	Gabe Gala																																		
32	Emmanuel Gomez																																		
33	Carl Robinson	90M																																	

"00" = minutes played  
 F/M/D/G = starting position

Played for other teams:  
 Nick Garcia played 1080 minutes for SJ

## NON-PLAYOFF TEAMS

### TORONTO FC - GAME-BY-GAME

Game #1	03/21/2009	TOR 3 at KC 2	W	Brennan 1 (De Rosario 1) 33; Guevara 1 (Robinson 1) 53; Guevara 2 (unassisted) 62 own goal (Padula) 84
Game #2	03/28/2009	TOR 1 at CLB 1	T	
Game #3	04/04/2009	TOR 0 vs SEA 2	L	
Game #4	04/11/2009	TOR 1 vs DAL 1	T	De Rosario 1 (Serious 1) 17
Game #5	04/19/2009	TOR 2 at DAL 3	L	Serious 1 (Robinson 2, Guevara 1) 46+; Barrett 1 (Guevara 2, Ibrahim 1) 59
Game #6	04/26/2009	TOR 1 vs CHV 0	W	Guevara 3 (unassisted) 36
Game #7	04/26/2009	TOR 1 vs KC 0	W	Dichio 1 (Cronin 1, Wynne 1) 54
Game #8	05/02/2009	TOR 1 vs CLB 1	T	Barrett 2 (Cronin 2, Guevara 3) 64
Game #9	05/09/2009	TOR 3 at DC 3	T	De Rosario 2 (Frei 1) 52; Serious 2 (Guevara 4) 63; De Rosario 3 (unassisted) 87
Game #10	05/16/2009	TOR 0 vs CHI 2	L	
Game #11	05/23/2009	TOR 3 vs NE 1	W	Guevara 4 (Dichio 1, Barrett 1) 13; De Rosario 4 (Dichio 2) 67; Guevara 5 (unassisted) 70
Game #12	05/30/2009	TOR 0 at HOU 3	L	
Game #13	06/06/2009	TOR 1 vs LA 2	L	Dichio 2 (unassisted) 64
Game #14	06/13/2009	TOR 2 vs NY 1	W	Cronin 1 (unassisted) 3; Dichio 3 (unassisted) 43
Game #15	06/24/2009	TOR 2 vs NY 0	W	Vitti 1 (Attakora 1) 28; De Rosario 5 (Barrett 2, Attakora 2) 59
Game #16	06/27/2009	TOR 0 at RSL 3	L	
Game #17	07/11/2009	TOR 3 at SJ 1	W	Barrett 3 (De Rosario 2) 5; Vitti 2 (Attakora 3) 54; Barrett 4 (De Rosario 3) 69
Game #18	07/18/2009	TOR 1 vs HOU 1	T	De Rosario 6 (Wynne 2) 37
Game #19	07/25/2009	TOR 2 at CLB 3	L	De Rosario 7 (Vitti 1, Wynne 3) 35; Gerba 1 (Barrett 3) 49
Game #20	08/01/2009	TOR 1 at NE 1	T	De Rosario 8 (unassisted) 34
Game #21	08/15/2009	TOR 2 vs DC 0	W	De Rosario 9 (Cronin 3, Brennan 1) 30; White 1 (Attakora 4, Guevara 5) 66
Game #22	08/22/2009	TOR 0 at CHV 2	L	
Game #23	08/29/2009	TOR 0 at SEA 0	T	
Game #24	09/05/2009	TOR 0 at COL 1	L	
Game #25	09/12/2009	TOR 3 vs COL 2	W	De Rosario 10 (Wynne 4) 19; White 2 (De Rosario 4, Cronin 4) 71; Attakora 1 (Guevara 6) 74
Game #26	09/19/2009	TOR 0 at LA 2	L	
Game #27	09/26/2009	TOR 2 at CHI 2	T	De Rosario 11 (unassisted) 6; Barrett 5 (De Rosario 5, Wynne 5) 46
Game #28	10/10/2009	TOR 1 vs SJ 1	T	Attakora 2 (De Rosario 6) 47
Game #29	10/17/2009	TOR 1 vs RSL 0	W	Brennan 2 (unassisted) 48
Game #30	10/24/2009	TOR 0 at NY 5	L	

TORONTO FC - CUP COMPETITIONS - GAME-BY-GAME

#	Player	CANADIAN CHAMPIONSHIP				CONCACAF CHAMPIONS LEAGUE			
		1	2	3	4	PRnd1	PRnd2	PRICO	PRICO
		VCR	MTL	VCR	MTL	0-1		0-0	
		1-0	1-0	0-2	6-1				
1	Greg Sutton			90					
2	Sam Cronin		90	90	90	90		57	
3	Nana Attakora-Gyan		90	90	80				
4	Marco Velez		90	90	s26				
5	Kevin Harmse		90	s16	84				
6	Nick Garcia				90	90		90	
7	Fuad Ibrahim		s12	s2	s10				
8	Pablo Vilti		78	90	90	45	90	90	
9	Danny Dichio		s17		90	90	s4	s17	90
10	Ali Gerba					90	90	90	
10	Rohan Ricketts				s23				
11	Jim Brennan		90	90	84	90	90	85	
13	Johann Smith				s6				
14	Dwayne De Rosario		90	74	90	90	90	90	
15	Adrian Serieux		90	90	90	64	90	90	
16	Marvell Wynne		90		16				
17	O'Brian White					s16		s5	
18	Brian Edwards								
19	Chad Barrett		73	s74	67	s45	74	s33	
20	Amado Guevara		90	88		90		73	
22	Amadou Sanyang								
24	Stefan Frei		90	90		90	90	90	
27	Gabe Gala								
32	Emmanuel Gomez					90			
33	Carl Robinson		90	90	90	90	86	90	

CANADIAN CHAMPIONSHIP										
Game #1	05/06/2009	TOR 1 vs VCR 0	W							
Game #2	05/13/2009	TOR 1 vs MTL 0	W							Harmse 1 (De Rosario 1, Guevara 1) 3
Game #3	06/03/2009	TOR 0 at VCR 2	L							Barrett 1 (Brennan 1) 35
Game #4	06/18/2009	TOR 6 at MTL 1	W							De Rosario 29; De Rosario 39; De Rosario 49; Guevara 69; Barrett 83; Guevara 90

CONCACAF CHAMPIONS LEAGUE										
PRnd1	07/29/2009	TOR 0 vs PRICO 1	L							
PRnd2	08/04/2009	TOR 0 at PRICO 0	T							