



OCTOBER 31 – NOVEMBER 24

MEDIA GUIDE

GUIA DE PRENSA



SATURDAY, DECEMBER 7
4:30 PM ET • 1:30 PM PT

2013 BRACKET

MLS SOCCER.COM

PRESENTED BY



#MLSPLOYOFFS
#MLSCUP

WESTERN CONFERENCE CHAMPIONSHIP

	+	=
	+	=

LEG 1:

LEG 2:

WESTERN CONFERENCE SEMIFINALS

1	PORTLAND TIMBERS	+	=
		+	=

LEG 1:
Nov 21 | 10 pm ET
NBCSN

LEG 2:

KNOCKOUT ROUND

4	SEATTLE SOUNDERS	
5	COLORADO RAPIDS	

Oct 30 | 10:30 pm ET
KONG (SEA) | Altitude 2 (COL) | NBCSN*



DEC 7 | 4 PM ET
ESPN | UNIMAS
TSN | RDS

EASTERN CONFERENCE CHAMPIONSHIP

	+	=
	+	=

LEG 1:

LEG 2:

EASTERN CONFERENCE SEMIFINALS

1	NY RED BULLS	+	=
		+	=

LEG 1:
Nov 3 | 3:30 pm ET
NBC

LEG 2:

KNOCKOUT ROUND

4	HOUSTON DYNAMO	
5	MONTREAL IMPACT	

Oct 31 | 8:30 pm ET
CSN (HOU) | NBCSN* | TSN | RDS

* Out of market only



MLS CUP

PLAYOFFS ★ 2013

TABLE OF CONTENTS

• 2013 MLS CUP PLAYOFFS SCHEDULE	2
• RULES OF COMPETITION	3
• MLS CUP PLAYOFFS HISTORY	6
• 2013 MLS SEASON NOTES	16
• TEAM-BY-TEAM GUIDES	
COLORADO RAPIDS	22
HOUSTON DYNAMO	34
SPORTING KANSAS CITY	46
LA GALAXY	58
MONTREAL IMPACT	70
NEW ENGLAND REVOLUTION	80
NEW YORK RED BULLS	92
PORTLAND TIMBERS	104
REAL SALT LAKE	114
SEATTLE SOUNDERS FC	126
• MLS CUP PLAYOFFS ALL-TIME STATISTICS	138
• 2013 REGULAR SEASON STATISTICS	150
• ALL-TIME MLS LEADERS	166
• 2013 NON-PLAYOFF TEAMS STATISTICS	170

MLS STATISTICS KEY

FIELD PLAYER LEGEND

GP = Games Played; GS = Games Started; MIN = Minutes Played; G = Goals; A = Assists; SHT = Total Shots; SOG = Shots On Goal; FC = Fouls Committed; FS = Fouls Suffered; OFF = Times Offside; CK = Corner Kicks; C = Cautions; E = Ejections; * = indicates individual played for other team(s); FW = Forward; MF = Midfielder; DF = Defender; GK = Goalkeeper; SKG = Penalty Kick Shootout Goals; SKA = Penalty Kick Shootout Attempts;

GOALKEEPER STATISTICS LEGEND

SHTS = Shots Faced; SVS = Saves; GA = Goals Allowed; GAA = Goals Against Average (goals allowed per 90 minutes); PG = Penalty Kick Goals Allowed; PA = Penalty Kick Attempts Faced; SKG = Penalty Kick Shootout Goals; SKA = Penalty Kick Shootout Attempts; W = Goalkeeper Wins; L = Goalkeeper Losses; T = Goalkeeper Ties; SO = Shutouts; OT Record = Record in Overtime Games

ROAD TO MLS CUP 2013



KNOCKOUT ROUND

W#4 SEATTLE SOUNDERS FC v W#5 COLORADO RAPIDS

Wed., Oct. 30 – CenturyLink Field, Seattle, Wash. (7:30 p.m. PT; NBC SN; Altitude)

SEATTLE SOUNDERS FC ☐ v ☐ **COLORADO RAPIDS**

E#4 HOUSTON DYNAMO v E#5 MONTRÉAL IMPACT

Thurs., Oct. 31 – BBVA Compass Stadium, Houston, Texas (7:30 p.m. CT; NBC SN; TSN/RDS2)

HOUSTON DYNAMO ☐ v ☐ **MONTREAL IMPACT**

WESTERN CONFERENCE SEMIFINALS

#2 REAL SALT LAKE v #3 LA GALAXY

Sun., Nov. 3 – StubHub Center (6 p.m. PT; ESPN; TSN2/RDS2)

LA GALAXY ☐ v ☐ **REAL SALT LAKE**

Thurs., Nov. 7 – Rio Tinto Stadium (7 p.m. MT; ESPN2; TSN2)

REAL SALT LAKE ☐ v ☐ **LA GALAXY**

#1 PORTLAND TIMBERS v SEATTLE/COLORADO

Sat., Nov. 2 – (7 p.m. PT; NBC SN)

_____ ☐ v ☐ **PORTLAND TIMBERS**

Thurs., Nov. 7 – Jeld-Wen Field (8 p.m. PT; NBC SN; UDN; TSN2)

PORTLAND TIMBERS ☐ v ☐ _____

EASTERN CONFERENCE SEMIFINALS

#2 SPORTING KANSAS CITY v #3 NEW ENGLAND REVOLUTION

Sat., Nov. 2 – Gillette Stadium, Foxborough, Mass. (8 p.m. ET; NBC SN)

NEW ENGLAND REVOLUTION ☐ v ☐ **SPORTING KANSAS CITY**

Wed., Nov. 6 – Sporting Park (8 p.m. CT)

SPORTING KANSAS CITY ☐ v ☐ **NEW ENGLAND REVOLUTION**

#1 NEW YORK RED BULLS v HOUSTON/MONTREAL

Sun., Nov. 3 – (3:30 p.m. ET; NBC)

_____ ☐ v ☐ **NEW YORK RED BULLS**

Wed., Nov. 6 – Red Bull Arena (8 p.m. ET; UDN)

NEW YORK RED BULLS ☐ v ☐ _____

WESTERN CONFERENCE CHAMPIONSHIP

Sun., Nov. 10 – *at lower seed* (9 p.m. ET; ESPN; RDS2)

_____ ☐ v ☐ _____

Sat., Nov. 23 or Sun., Nov. 24 – *at higher seed*

_____ ☐ v ☐ _____

EASTERN CONFERENCE CHAMPIONSHIP

Sat., Nov. 9 – *at lower seed* (2:30 p.m. ET; NBC; UDN; RDS2)

_____ ☐ v ☐ _____

Sat., Nov. 23 or Sun., Nov. 24 – *at higher seed*

_____ ☐ v ☐ _____

MLS CUP 2013

Sat., Dec. 7 (4 p.m. ET; ESPN; UniMás; TSN2; RDS2) – *hosted by finalist with best regular season record*

_____ ☐ v ☐ _____

RULES OF COMPETITION

The following competition guidelines will be in effect for the entirety of the 2013 MLS Cup Playoffs.

ALL PLAYOFF MATCHES

- Unlike the Regular Season, all playoff matches will be played in their entirety. If a match is cancelled prior to its completion, regardless of the score, the match will be resumed from the moment it was stopped.

KNOCKOUT ROUND MATCHES (4 v 5)

- If the score is tied at the end of regulation (90 minutes), then an additional 30 minutes (consisting of two 15-minute halves) will be played in its entirety.
 - If the score is still tied at the end of the additional 30 minutes, then the match will be decided by kicks from the penalty mark (in accordance with FIFA regulations).

CONFERENCE SEMI-FINALS (HOME and AWAY SERIES)

- If the score of the first match is tied at the end of regulation (90 minutes), then the match will end in a tie with no overtime being played.
- Should there be a split in the results of the two matches at the end of regulation of the second match (i.e., each team records one win and one loss apiece), then the team that has scored the most goals over the course of the two matches will advance to the Conference Championship.
 - There is no away goals weighted advantage.
- Should there be a split in the results of the two matches (i.e., each team records one win and one loss apiece or there are two draws) **AND** an equal number of aggregate goals is scored by each team at the end of regulation of the second match, then an additional 30 minutes (consisting of two 15-minute halves) will be played in its entirety.
 - If the score is still tied at the end of the additional 30 minutes, then the match will be decided by kicks from the penalty mark (in accordance with FIFA regulations).

CONFERENCE CHAMPIONSHIP (HOME and AWAY SERIES)

- **SAME RULES AS SEMI-FINALS; SEE SECTION ABOVE**



- If the score of MLS Cup is tied at the end of regulation (90 minutes), then an additional 30 minutes (consisting of two 15-minute halves) will be played in its entirety.
 - If the score is still tied at the end of the additional 30 minutes, then the match will be decided by kicks from the penalty mark (in accordance with FIFA regulations).
- MLS Cup will be hosted by the participant that amassed the most points in the Regular Season. The hosting Club will be accorded all normal advantages associated with home field including locker room, bench position and uniform priority. However, the match will be operated by League Office staff and its designees.
 - If both participating Clubs amassed the same point total in the Regular Season, then normal playoff tie-breakers will be used to determine the host.
- All matters related to the playing surface will remain consistent with how they were managed in the Regular Season. That is, items such as field size, grass cut, grass length and grass watering will all be done as was verified by the League Office prior to the start of the season.

EXTRA TIME (ADDITIONAL 30 MINUTES)

- Throughout the Playoffs and MLS Cup, all extra time periods will be played in two equal halves with change of ends at intermission. Extra time will begin approximately three (3) minutes after regulation. Teams will have approximately one minute to switch ends at intermission.
- A toss of the coin will occur at the end of regulation and the team that wins the toss decides which goal it will attack in the first 15-minute interval.

SUBSTITUTIONS and PENALTY KICKS

- Substitutions will be conducted according to the same rules employed during the Regular Season. No additional substitutions over and above the regular three (3) substitutes per match will be permitted in any 30-minute series tiebreaker or kicks from the penalty mark. Once a player leaves the field having been substituted, he will not be permitted to re-enter throughout the duration of the match including any applicable 30-minute series tiebreaker or kicks from the penalty mark. In the case of a goalkeeper injury during kicks from the penalty mark, please note the following:
 - A goalkeeper who is injured while kicks are being taken from the penalty mark and is unable to continue as a goalkeeper may be replaced by a named substitute provided his team has not used the maximum number of substitutes permitted under the competition rules. With the exception of the foregoing case, only players who are on the field of play at the end of the match, which includes extra time where appropriate, are eligible to take kicks from the penalty mark.
- An equal number of players from each team is required only at the start of kicks from the penalty mark. If a team ends the match having fewer number of players due to a sendoff or injury after all allotted substitutions have been made, the team with the greater number must “reduce to equate”. The captain of the team with the greater number must identify the player(s) to be excluded from participating in kicks from the penalty mark as a means of making equal the number of eligible players on each team.

PLAYOFF DISCIPLINARY PARAMETERS

- Yellow Card accumulation thresholds are re-set entering MLS Cup Playoffs
 - A player who exceeds an accumulation threshold in the last Regular Season match (e.g., 5th, 8th, etc.) **IS ELIGIBLE** for the Playoffs and **IS ELIGIBLE** for the first Regular Season Match of 2014
 - A player who receives a Red Card in his last Regular Season match **IS SUSPENDED** for the next match for which he is eligible including a Playoff Match or the first Regular Season Match of 2014
 - A player sanctioned by the Disciplinary Committee will have any corresponding suspension applied to the next match(es) for which he is eligible including a Playoff Match(es)
- Once the Playoffs begin and up until MLS Cup (when Yellow Card accumulation for Playoffs will be re-set again), a player accumulating TWO (2) Yellow Cards will be suspended for the next match for which he is eligible (with one exception noted below)
 - A player who accumulates TWO (2) Yellow Cards in any of the following matches **IS SUSPENDED** for his next match: Knockout Match, Conference Semi-Final #1, Conference Semi-Final #2, Conference Final #1
 - EXCEPTION: A player who earns his second Yellow Card in Conference Final #2 **IS ELIGIBLE** to play in MLS Cup.
 - In other words, Playoff Yellow Card accumulation re-sets entering MLS Cup (or after the Conference Finals).
- A player who earns TWO (2) Yellow Cards in the same match **IS SUSPENDED** for the next match for which he is eligible including MLS Cup
 - Also, in an instance where a player earns TWO (2) Yellow Cards in the same match, both Yellow Cards **WILL NOT COUNT** against his Playoff Yellow Card accumulation. (This is different from the regular season).
 - In other words, if a player earns a Yellow Card in the Knockout Match and then two Yellow Cards in his Conference Semi-Final #2, that player would be suspended for Conference Final #1 (due to the Red Card/Double Caution) but he would remain on ONE (1) Yellow Card for his accumulation total. (If his club does not advance, the Red Card suspension would carry to the 2013 Regular Season.)
- A player who earns a STRAIGHT RED CARD in the same match in which he previously has earned his second cumulative Yellow Card **MAY BE SUSPENDED** for his next TWO (2) Playoff Matches
 - For example, a player earns a Yellow Card in the Knockout Match. He then earns a Yellow Card (his 2nd cumulatively) in Conference Semi-Final #2 AND a STRAIGHT RED CARD (different from earning a second Yellow Card) in the same match. The player **IS SUSPENDED** for Conference Final #1 (due to the Red Card) **AND IS SUSPENDED** for the Conference Final #2 (due to Playoff Yellow Card accumulation).
 - However, if a player earns a Yellow Card in Conference Semi-Final #2 and then earns both a Yellow Card (his 2nd cumulatively) in Conference Final #1 AND a STRAIGHT RED CARD in the same match, then the player **IS SUSPENDED** for the Conference Final #2 (due to the Red Card) but **IS NOT SUSPENDED** for MLS Cup as the Yellow Card accumulation re-sets entering MLS Cup.
- A player who earns a Red Card in any Playoff Match, whether a straight Red Card or Two Yellow Cards, **IS SUSPENDED** for his next match (if this occurs in MLS Cup, then the suspension carries over to the first Regular Season Match of 2011).
- A player sanctioned by the Disciplinary Committee will have any corresponding suspension applied to the next match(es) for which he is eligible including a Playoff Match(es) and MLS Cup.

MLS CUP PLAYOFFS: 17-YEAR HISTORY

While the MLS Cup championship game itself has remained a constant throughout the first 17 seasons of Major League Soccer – a dramatic one-match finale at a venue announced well in advance of the postseason – the road to MLS Cup has varied slightly over the years:

1996

Who Qualified: The top four teams from both the Eastern and Western Conferences were seeded to start the conference semifinals, with the 1 seeds playing the number 4's and the No. 2's vs. No. 3's.

Format: Both the Conference Semifinals (first round) and Conference Finals (second round) were designed on a **Best-of-Three** format with the first game hosted by the lower-seeded team and the final two games (Game Three if necessary) at the home of the higher seeded team. The first team to win two games in regulation or via the shootout advanced to the next playoff round (since the shootout was in place from 1996-1999 no games ended in ties).

1997 - 1999

Who Qualified: As in 1996, the top four teams in each conference advanced to the MLS Cup Playoffs.

Format: As in 1996, a **Best-of-Three** format was utilized in the Conference Semifinals and Conference Finals (no games ended in ties due to the shootout). However, a change to the format allowed the higher seeded teams to host Game One and Game Three, unlike in 1996 when the higher seed played Games Two and Three (if necessary) at home.

2000 - 2002

Who Qualified: With the introduction of a new three-division alignment in 2000, a single playoff table was established to determine postseason berths and seeds.

Although a two-conference alignment was re-introduced in 2002 following the contraction of Miami and Tampa Bay, the system based on the single playoff table remained. The single playoff table ensured that only the League's eight best teams during the regular season qualified for postseason play, eliminating situations like what occurred in 1999, when the San Jose Clash failed to qualify for the playoffs despite finishing with more points (37) than the No. 3 and No. 4 seeds in the Eastern Conference.

The three division winners (2000-01) or two conference champions (2002) were given automatic top seeds entering the postseason. The rest of the field was seeded according to final regular season point totals regardless of conference affiliation.

Format: During the first round, the seeding placed seed No. 1 vs. No. 8, No. 2 vs. No. 7, No. 3 vs. No. 6 and No. 4 vs. No. 5 in the MLS Cup Playoff Quarterfinals. In the semifinal round, the winner of the 1 vs. 8 series advanced to face the winner of the 4 vs. 5 series, while the victors of the 3 vs. 6 and 2 vs. 7 series played for the right to compete in MLS Cup.

The team that advanced was based on a "first-to-five-points" format with a win earning three points and a tie one point (ties were first introduced in MLS in the 2000 regular season in conjunction with the elimination of the shootout). The first team to compile five points or more in three games advanced to the following round. If the series was tied in points after a Game Three, a 20-minute golden-goal Series Tiebreaker was played, followed by penalty kicks if necessary. As was the case from 1997-1999, the higher seed hosted Game One and Game Three in each series.

2003-2006

Who Qualified: As was the case between 1996 and 1999, the top four teams in each conference advance to the Conference Semifinals.

Format: Conference Semifinal series are conducted under a home-and-home, aggregate-goal format. The aggregate goal format follows the lead of various international competitions, including Europe's UEFA Champions League and South America's Copa Libertadores club tournament. In the case that teams are tied on aggregate goals following the conclusion of Game 2 of the Conference Semifinal series, a 30-minute extra time period is played followed by penalty kicks if necessary. The two teams left standing in each conference after the Conference Semifinals will meet in the single-game Conference Championship to be hosted by the higher seed. The winners of each Conference Championship advances to MLS Cup.

2007-10

Who Qualified: In 2007, 2009 and 2010, the top two teams in each conference qualified and were seeded 1 & 2 in their respective four-team playoff conference brackets. The four MLS teams with the next most points, regardless of conference, received "wild card" berths. The four wildcard teams were seeded according to conference first. If more than four teams qualified from one conference, those finishing lower than fourth in their conference shifted over to the other conference bracket. A team switching conference brackets was seeded below all other teams in its new conference playoff bracket. For 2008, the top three teams in each conference qualified, with the next four teams with the most points, regardless of conference, receiving "wildcard" berths.

Format: Same as from 2003-2006.

2011

Who Qualified: Beginning in 2011, 10 teams qualified for the playoffs. The top three finishers in each conference, based on regular season points, were given automatic berths. The next best four clubs based on regular season points, irrespective of conference, received wild cards.

Format: The four wild cards played single elimination games against each other, with higher seeds hosting (1 vs. 4; 2 vs. 3). These play-in games are part of the MLS Cup Playoffs. After the two play-in games, the lowest remaining seed faced the Supporters' Shield winner in the Conference Semifinals; the other faced the No. 1 seed in the opposite conference from the Supporters' Shield winner. The No. 2 and No. 3 placed teams in each conference met in the semifinals, with the higher seed holding homefield advantage for the second leg. The winners of the Conference Semifinal Series met in a one-game Conference Championship, hosted by the highest seeds, with the winners advancing to MLS Cup.

2012

Who Qualified: Ten teams qualified for the playoffs. The top five in points from each conference at the end of the regular season, qualified for the MLS Cup Playoffs.

Format:

The fourth and fifth place teams in each conference played a single knockout game, the winner of which advanced to the Conference Semifinals and faced the first place team in the conference. The four Conference Semifinals were two-game aggregate series, with the lower seed hosting the first leg and the higher seed hosting the second leg. The two Conference Championships were two-game aggregate series, with the lower seed hosting the first leg and the higher seed hosting the second leg. MLS Cup was a single championship match hosted by the higher seed.



2012 MAJOR LEAGUE SOCCER PLAYOFF RESULTS

WILD CARD MATCHES

Chicago Fire (E4) vs. Houston Dynamo (E5)
Oct. 31 Houston at Chicago 2-1 10,923

LA Galaxy (W4) vs. Vancouver Whitecaps FC (W5)
Nov. 1 Vancouver at LA Galaxy 1-2 14,703

EASTERN CONFERENCE SEMIFINALS

Sporting Kansas City (1E) vs. Houston Dynamo (4E)
Nov. 4 Kansas City at Houston 0-2 20,689
Nov. 7 Houston at Kansas City 0-1 20,894
(Houston Dynamo win on aggregate 2-1)

D.C. United (2E) vs. New York Red Bulls (3E)
Nov. 3 New York at D.C. United 1-1 17,556
Nov. 6 D.C. United at New York 1-0 14,035
(D.C. United win on aggregate 2-1)

WESTERN CONFERENCE SEMIFINALS

San Jose Earthquakes (1W) vs. LA Galaxy (4W)
Nov. 4 San Jose at LA 1-0 27,000
Nov. 3 LA at San Jose 3-1 10,744
(LA Galaxy win on aggregate 3-2)

Real Salt Lake (2W) vs. Seattle Sounders FC (3W)
Nov. 2 Real Salt Lake at Seattle 0-0 34,941
Nov. 8 Seattle at Real Salt Lake 1-0 19,657
(Seattle Sounders FC win on aggregate 1-0)

EASTERN CONFERENCE CHAMPIONSHIP

D.C. United vs. Houston Dynamo
Nov. 11 D.C. United at Houston 1-3 22,101
Nov. 18 Houston at D.C. United 1-1 20,015
(Houston Dynamo win on aggregate 4-2)

WESTERN CONFERENCE CHAMPIONSHIP

Seattle Sounders FC vs. LA Galaxy
Nov. 11 Seattle at LA Galaxy 0-3 27,000
Nov. 18 LA Galaxy at Seattle 1-2 44,575
(LA Galaxy win on aggregate 4-2)

MLS CUP 2012

The Home Depot Center – Carson, Calif.
Dec. 1 LA Galaxy vs. Houston 3-1 30,510

2011 MAJOR LEAGUE SOCCER PLAYOFF RESULTS

WILD CARD MATCHES

FC Dallas (WC1) vs. New York Red Bulls (WC4)
Oct. 26 New York at Dallas 2-0 10,017

Colorado Rapids (WC2) vs. Columbus Crew (WC3)
Oct. 27 Columbus at Colorado 0-1 7,803

EASTERN CONFERENCE SEMIFINALS

Sporting Kansas City (1E) vs. Colorado Rapids (4E)
Oct. 30 Kansas City at Colorado 2-0 8,601
Nov. 2 Colorado at Kansas City 0-2 18,565
(Sporting Kansas City win on aggregate 4-0)

Houston Dynamo (2E) vs. Philadelphia Union (3E)
Oct. 30 Houston at Philadelphia 2-1 18,539
Nov. 6 Philadelphia at Houston 0-1 24,479
(Houston Dynamo win on aggregate 3-1)

WESTERN CONFERENCE SEMIFINALS

LA Galaxy (1W) vs. New York Red Bulls (4W)
Oct. 30 LA at New York 1-0 22,663
Nov. 3 New York at LA 1-2 20,000
(LA Galaxy win on aggregate 3-1)

Seattle Sounders FC (2W) vs. Real Salt Lake (3W)
Oct. 30 Seattle at Real Salt Lake 0-3 17,067
Nov. 2 Real Salt Lake at Seattle 0-2 36,021
(Real Salt Lake win on aggregate 3-2)

EASTERN CONFERENCE CHAMPIONSHIP

Nov. 6 Houston at Kansas City 2-0 20,839

WESTERN CONFERENCE CHAMPIONSHIP

Nov. 6 Real Salt Lake at LA 1-3 23,437

MLS CUP 2011

The Home Depot Center – Carson, Calif.
Nov. 20 LA Galaxy vs. Houston 1-0 30,281



2010 MAJOR LEAGUE SOCCER PLAYOFF RESULTS

EASTERN CONFERENCE SEMIFINALS

New York Red Bulls (1E) vs. San Jose Earthquakes (4E)
Oct. 30 New York at San Jose 1-0 10,525
Nov. 4 San Jose at New York 3-1 22,839
(San Jose Earthquakes win on aggregate 3-2)

Columbus Crew (2E) vs. Colorado Rapids (3E)
Oct. 28 Columbus at Colorado 0-1 11,872
Nov. 6 Colorado at Columbus 1-2 10,322
(aggregate 4-2; Rapids win 5-4 on penalty kicks)

WESTERN CONFERENCE SEMIFINALS

Los Angeles Galaxy (1W) vs. Seattle Sounders FC (4W)
Oct. 31 Los Angeles at Seattle 1-0 35,521
Nov. 7 Seattle at Los Angeles 1-2 27,000
(Los Angeles Galaxy win on aggregate 3-1)

Real Salt Lake (2W) vs. FC Dallas (3W)
Oct. 30 Real Salt Lake at Dallas 1-2 11,003
Nov. 6 Dallas at Real Salt Lake 1-1 19,324
(FC Dallas win on aggregate 2-1)

EASTERN CONFERENCE CHAMPIONSHIP

Nov. 14 Dallas at Los Angeles 3-0 27,000

WESTERN CONFERENCE CHAMPIONSHIP

Nov. 13 San Jose at Colorado 1-0 17,779

MLS CUP 2010

BMO Field – Toronto, Ont., Canada

Nov. 21 Colorado vs. Dallas 2-1(OT) 21,700

2009 MAJOR LEAGUE SOCCER PLAYOFF RESULTS

EASTERN CONFERENCE SEMIFINALS

Columbus Crew (1E) vs. Real Salt Lake (4E)
Oct. 31 Columbus at Real Salt Lake 0-1 11,499
Nov. 5 Real Salt Lake at Columbus 3-2 10,109
(Real Salt Lake win on aggregate 4-2)

Chicago Fire (2E) vs. New England Revolution (3E)
Nov. 1 Chicago at New England 1-2 7,416
Nov. 7 New England at Chicago 0-2 21,528
(Chicago Fire win on aggregate 3-2)

WESTERN CONFERENCE SEMIFINALS

Los Angeles Galaxy (1W) vs. Chivas USA (4W)
Nov. 1 Los Angeles at Chivas USA 2-2 25,128
Nov. 8 Chivas USA at Los Angeles 0-1 27,000
(Los Angeles Galaxy win on aggregate 3-2)

Houston Dynamo (2W) vs. Seattle Sounders FC (3W)
Oct. 29 Houston at Seattle 0-0 35,807
Nov. 8 Seattle at Houston 0-1 (OT) 27,465
(Houston Dynamo win on aggregate 1-0)

EASTERN CONFERENCE CHAMPIONSHIP

Nov. 14 Real Salt Lake at Chicago 0-0 (OT) 21,723
(Real win 5-4 on penalty kicks)

WESTERN CONFERENCE CHAMPIONSHIP

Nov. 13 Houston at Los Angeles 0-2 (OT) 25,373

MLS CUP 2009

Qwest Field – Seattle, Wash.

Nov. 22 Real Salt Lake vs. LA Galaxy 1-1(OT) 46,011
Real Salt Lake win 5-4 on penalty kicks



2008 MAJOR LEAGUE SOCCER PLAYOFF RESULTS

EASTERN CONFERENCE SEMIFINALS

Columbus Crew (1E) vs. Kansas City Wizards (4E)
 Nov. 1 Columbus at Kansas City 1-1 10,385
 Nov. 8 Kansas City at Columbus 0-2 11,153
(Columbus Crew win on aggregate 3-1)

Chicago Fire (2E) vs. New England Revolution (3E)
 Oct. 30 Chicago at New England 0-0 5,221
 Nov. 6 New England at Chicago 0-3 17,312
(Chicago Fire win on aggregate 3-0)

WESTERN CONFERENCE SEMIFINALS

Houston Dynamo (1W) vs. New York Red Bulls (4W)
 Nov. 1 Houston at New York 1-1 11,578
 Nov. 9 New York at Houston 3-0 30,053
(New York Red Bulls win on aggregate 4-1)

Chivas USA (2W) vs. Real Salt Lake (3W)
 Nov. 1 Chivas USA at Real Salt Lake 0-1 14,791
 Nov. 8 Real Salt Lake at Chivas USA 2-2 19,265
(Real Salt Lake win on aggregate 3-2)

EASTERN CONFERENCE CHAMPIONSHIP
 Nov. 13 Chicago at Columbus 1-2 14,688

WESTERN CONFERENCE CHAMPIONSHIP
 Nov. 15 New York at Real Salt Lake 1-0 20,008

MLS CUP 2008

The Home Depot Center – Carson, Calif.
 Nov. 23 Columbus vs. New York 3-1 27,000

2007 MAJOR LEAGUE SOCCER PLAYOFF RESULTS

EASTERN CONFERENCE SEMIFINALS

D.C. United (1E) vs. Chicago Fire (4E)
 Oct. 25 D.C. United at Chicago 0-1 17,834
 Nov. 1 Chicago at D.C. United 2-2 19,438
(Chicago Fire win on aggregate 3-2)

New England Revolution (2E) vs. New York Red Bulls (3E)
 Oct. 27 New England at New York 0-0 14,165
 Nov. 3 New York at New England 0-1 10,116
(New England Revolution win on aggregate 1-0)

WESTERN CONFERENCE SEMIFINALS

Chivas USA (1W) vs. Kansas City Wizards (5E)
 Oct. 27 Chivas USA at Kansas City 0-1 12,442
 Nov. 3 Kansas City at Chivas USA 0-0 19,711
(Kansas City Wizards win on aggregate 1-0)

Houston Dynamo (2W) vs. FC Dallas (3W)
 Oct. 27 Houston at FC Dallas 0-1 12,537
 Nov. 2 FC Dallas at Houston 1-4 (OT) 30,088
(Houston Dynamo win on aggregate 4-2)

EASTERN CONFERENCE CHAMPIONSHIP
 Nov. 8 Chicago at New England 0-1 10,317

WESTERN CONFERENCE CHAMPIONSHIP
 Nov. 10 Kansas City at Houston 0-2 30,972

MLS CUP 2007

RFK Memorial Stadium – Washington, D.C.
 Nov. 18 Houston vs. New England 2-1 39,859



2006 MAJOR LEAGUE SOCCER PLAYOFF RESULTS

EASTERN CONFERENCE SEMIFINALS

D.C. United (1E) vs. New York Red Bulls (4E)
 Oct. 21 D.C. United at New York 1-0 8,630
 Oct. 29 New York at D.C. United 1-1 21,455
(D.C. United win on aggregate 2-1)

New England Revolution (2E) vs. Chicago Fire (3E)
 Oct. 22 New England at Chicago 0-1 10,217
 Oct. 28 Chicago at New England 1-2 (OT) 9,372
(aggregate 2-2; Revolution win on penalty kicks 4-2)

WESTERN CONFERENCE SEMIFINALS

FC Dallas (1W) vs. Colorado Rapids (4W)
 Oct. 21 FC Dallas at Colorado 2-1 4,176
 Oct. 28 Colorado at FC Dallas 3-2 (OT) 15,486
(aggregate 4-4; Rapids win on penalty kicks 5-4)

Houston Dynamo (2W) vs. Chivas USA (3W)
 Oct. 22 Houston at Chivas USA 1-2 15,110
 Oct. 29 Chivas USA at Houston 0-2 17,440
(Dynamo win on aggregate 3-2)

EASTERN CONFERENCE CHAMPIONSHIP

Nov. 5 New England at D.C. United 1-0 19,552

WESTERN CONFERENCE CHAMPIONSHIP

Nov. 5 Colorado at Houston 1-3 23,107

MLS CUP 2006

Pizza Hut Park – Frisco, Texas
 Nov. 12 Houston vs. New England 1-1 22,427
Houston Dynamo win on penalty kicks 4-3

2005 MAJOR LEAGUE SOCCER PLAYOFF RESULTS

EASTERN CONFERENCE SEMIFINALS

New England Revolution (1E) vs. MetroStars (4E)
 Oct. 22 New England at MetroStars 0-1 10,003
 Oct. 29 MetroStars at New England 1-3 9,581
(Revolution win on aggregate 3-2)

D.C. United (2E) vs. Chicago Fire (3E)
 Oct. 21 D.C. United at Chicago Fire 0-0 11,463
 Oct. 30 Chicago Fire at D.C. United 4-0 20,089
(Fire win on aggregate 4-0)

WESTERN CONFERENCE SEMIFINALS

S.J. Earthquakes (1W) vs. L.A. Galaxy (4W)
 Oct. 23 San Jose at Los Angeles 1-3 17,466
 Oct. 29 Los Angeles at San Jose 1-1 17,824
(Galaxy win on aggregate 4-2)

FC Dallas (2W) vs. Colorado Rapids (3W)
 Oct. 22 FC Dallas at Colorado 0-0 9,625
 Oct. 29 Colorado at FC Dallas 2-2 10,104
(aggregate 2-2; Rapids win on penalty kicks 5-4)

EASTERN CONFERENCE CHAMPIONSHIP

Nov. 6 Chicago at New England 0-1 18,118

WESTERN CONFERENCE CHAMPIONSHIP

Nov. 5 Los Angeles at Colorado 2-0 12,789

MLS CUP 2005

Pizza Hut Park – Frisco, Texas
 Nov. 13 Los Angeles vs. New England 1-0 21,193



2004 MAJOR LEAGUE SOCCER PLAYOFF RESULTS

EASTERN CONFERENCE SEMIFINALS

Columbus Crew (1E) vs. New England Revolution (4E)
 Oct. 23 Columbus at New England 0-1 5,679
 Oct. 31 New England at Columbus 1-1 15,224
(Revolution win on aggregate 2-1)

D.C. United (2E) vs. MetroStars (3E)
 Oct. 23 D.C. United at MetroStars 2-0 11,161
 Oct. 30 MetroStars at D.C. United 0-2 15,763
(United win on aggregate 4-0)

WESTERN CONFERENCE SEMIFINALS

K.C. Wizards (1W) vs S.J. Earthquakes (4W)
 Oct. 24 Kansas City at San Jose 0-2 8,659
 Oct. 30 San Jose at Kansas City 0-3 10,022
(Wizards win on aggregate 3-2)

Los Angeles Galaxy (2W) vs. Colorado Rapids (3W)
 Oct. 22 Los Angeles at Colorado 0-1 8,028
 Oct. 30 Colorado at Los Angeles 0-2 20,026
(Galaxy win on aggregate 2-1)

EASTERN CONFERENCE CHAMPIONSHIP

Nov. 6 New England at D.C. United 3-3 (aet) 21,101
United win 4-3 on penalty kicks

WESTERN CONFERENCE CHAMPIONSHIP

Nov. 5 Los Angeles at Kansas City 0-2 11,931

MLS CUP 2004

The Home Depot Center – Carson, Calif.
 Nov. 14 D.C. United vs. Kansas City 3-2 25,797

2003 MAJOR LEAGUE SOCCER PLAYOFF RESULTS

WESTERN CONFERENCE SEMIFINALS

S.J. Earthquakes (1W) vs. L.A. Galaxy (4W)
 Nov. 1 San Jose at Los Angeles 0-2 20,201
 Nov. 9 Los Angeles at San Jose 2-5 (OT) 14,145
(Earthquakes win on aggregate 5-4)

Kansas City Wizards (2W) vs. Colorado Rapids (3W)
 Nov. 4 Kansas City at Colorado 1-1 15,202
 Nov. 8 Colorado at Kansas City 0-2 10,712
(Wizards win on aggregate 3-1)

EASTERN CONFERENCE SEMIFINALS

Chicago Fire (1E) vs. D.C. United (4E)
 Nov. 1 Chicago at D.C. United 2-0 15,202
 Nov. 9 D.C. United at Chicago 0-2 15,312
(Fire win on aggregate 4-0)

New England Revolution (2E) vs. MetroStars (3E)
 Nov. 1 New England at MetroStars 2-0 10,211
 Nov. 9 MetroStars at New England 1-1 14,823
(Revolution win on aggregate 3-1)

EASTERN CONFERENCE FINAL

Nov. 14 New England at Chicago 0-1 (OT) 14,610

WESTERN CONFERENCE FINAL

Nov. 15 Kansas City at San Jose 2-3 (OT) 16,108

MLS CUP 2003

The Home Depot Center – Carson, Calif.
 Nov. 14 San Jose vs. Chicago 4-2 27,000



2002 MAJOR LEAGUE SOCCER PLAYOFF RESULTS

MLS CUP PLAYOFF QUARTERFINALS

Los Angeles Galaxy (1) vs. Kansas City Wizards (8)
 Sept. 25 Kansas City at Los Angeles 2-3 14,585
 Sept. 28 Los Angeles at Kansas City 1-4 9,484
 Oct. 2 Kansas City at Los Angeles 2-5 14,713
(Galaxy win series 6 points to 3)

New England Revolution (2) vs. Chicago Fire (7)
 Sept. 26 Chicago at New England 0-2 6,306
 Sept. 29 New England at Chicago 1-2 9,434
 Oct. 2 Chicago at New England 0-2 6,954
(Revolution win series 6 points to 3)

San Jose Earthquakes (3) vs. Columbus Crew (6)
 Sept. 25 Columbus at San Jose 2-1 8,069
 Sept. 28 San Jose at Columbus 1-2 13,004
(Crew win series 6 points to 0)

Dallas Burn (4) vs. Colorado Rapids (5)
 Sept. 25 Colorado at Dallas 2-4 6,360
 Sept. 28 Dallas at Colorado 0-1 9,637
 Oct. 2 Colorado at Dallas 1-1 8,008
(Series tied 4-4 on points; Colorado wins series tiebreaker after Game Three)

MLS CUP PLAYOFF SEMIFINALS

Los Angeles (1) vs. Colorado Rapids (5)
 Oct. 5 Colorado at Los Angeles 0-4 24,742
 Oct. 9 Los Angeles at Colorado 1-0 12,367
(Galaxy win series 6 points to 0)

New England Revolution (2) vs. Columbus Crew (6)
 Oct. 6 Columbus at New England 0-0 11,387
 Oct. 9 New England at Columbus 1-0 10,245
 Oct. 12 Columbus at New England 2-2 9,216
(Revolution win series 5 points to 2)

MLS CUP 2002

Gillette Stadium – Foxborough, Mass.
 Oct. 20 Los Angeles vs. New England 1-0 (OT) 61,216

2001 MAJOR LEAGUE SOCCER PLAYOFF RESULTS

MLS CUP PLAYOFF QUARTERFINALS

Miami Fusion (No. 1) vs. Kansas City Wizards (No. 8)
 Sept. 22 Kansas City at Miami 0-2 6,281
 Sept. 26 Miami at Kansas City 0-3 5,803
 Sept. 29 Kansas City at Miami 1-2 8,119
(Miami wins series 6 points to 3)

Chicago Fire (No. 2) vs. Dallas Burn (No. 7)
 Sept. 20 Dallas at Chicago 0-2 8,314
 Sept. 23 Chicago at Dallas 1-1 (OT) 17,149
 Sept. 29 Dallas at Chicago 0-2 12,811
(Chicago wins series 7 points to 1)

Los Angeles Galaxy (No. 3) vs. MetroStars (No. 6)
 Sept. 23 MetroStars at Los Angeles 1-1 (OT) 11,580
 Sept. 26 Los Angeles at MetroStars 1-4 12,817
 Sept. 29 MetroStars at Los Angeles 2-3 6,154
(Series tied 4-4 on points; Los Angeles wins series tiebreaker after Game Three)

Columbus Crew (No. 4) vs. S.J. Earthquakes (No. 5)
 Sept. 22 San Jose at Columbus 3-1 20,883
 Sept. 26 Columbus at San Jose 0-3 10,419
(San Jose wins series 6 points to 0)

MLS CUP PLAYOFF SEMIFINALS

Chicago Fire (No. 2) vs. Los Angeles Galaxy (No. 3)
 Oct. 10 Los Angeles at Chicago 1-1 (OT) 10,388
 Oct. 13 Chicago at Los Angeles 0-1 (OT) 10,100
 Oct. 17 Los Angeles at Chicago 2-1 (OT) 8,320
(Los Angeles wins series 7 points to 1)

Miami Fusion (No. 1) vs. San Jose (No. 5)
 Oct. 10 San Jose at Miami 0-1 9,236
 Oct. 14 Miami at San Jose 0-4 16,119
 Oct. 17 San Jose at Miami 1-0 (OT) 11,242
(San Jose wins series 6 points to 3)

MLS CUP 2001

Columbus Crew Stadium – Columbus, Ohio
 Oct. 21 San Jose vs. Los Angeles 2-1 (OT) 21,626



2000 MAJOR LEAGUE SOCCER PLAYOFF RESULTS

MLS CUP PLAYOFF QUARTERFINALS

Los Angeles Galaxy vs. Tampa Bay Mutiny
 Sept. 14 Los Angeles at Tampa Bay 1-0 5,583
 Sept. 20 Tampa Bay at Los Angeles 2-5 13,851
(Los Angeles wins series 6 points to 0)

MetroStars vs. Dallas Burn
 Sept. 15 Dallas at MetroStars 1-2 (OT) 14,868
 Sept. 20 MetroStars at Dallas 2-1 7,555
(MetroStars win series 6 points to 0)

New England Revolution vs. Chicago Fire
 Sept. 15 New England at Chicago 1-2 10,476
 Sept. 19 Chicago at New England 1-2 10,723
 Sept. 22 New England at Chicago 0-6 5,972
(Chicago wins series 6 points to 3)

Colorado Rapids vs. Kansas City Wizards
 Sept. 16 Colorado at Kansas City 0-1 8,682
 Sept. 20 Kansas City at Colorado 0-0 (OT) 8,789
 Sept. 24 Colorado at Kansas City 2-3 4,156
(Kansas City wins series 7 points to 1)

MLS CUP PLAYOFF SEMIFINALS

Los Angeles Galaxy vs. Kansas City Wizards
 Sept. 29 Los Angeles at Kansas City 0-0 (OT) 11,815
 Oct. 3 Kansas City at Los Angeles 1-2 (OT) 20,849
 Oct. 6 Los Angeles at Kansas City 5-2 (0-1*) 8,320
(Kansas City wins series 5 points to 4 after overtime tie-breaker)*

**After regulation, both teams were tied in the series at four points each and a 20-minute overtime period which KC won 1-0)*

MetroStars vs. Chicago Fire
 Sept. 26 MetroStars at Chicago 0-3 7,141
 Sept. 30 Chicago at MetroStars 0-2 15,476
 Oct. 6 MetroStars at Chicago 2-3 10,133
(Chicago wins series 6 points to 3)

MLS CUP 2000

RFK Stadium – Washington, D.C.
 Oct. 15 Kansas City vs. Chicago 1-0 39,159

1999 MAJOR LEAGUE SOCCER PLAYOFF RESULTS

EASTERN CONFERENCE SEMIFINALS

D.C. United vs. Miami Fusion
 Oct. 16 Miami at D.C. United 0-2 18,011
 Oct. 24 D.C. United at Miami 0-0 (SO 3-2) 8,446
(D.C. United win series 2 games to 0)

Tampa Bay Mutiny at Columbus Crew
 Sept. 17 Tampa Bay at Columbus 0-2 9,188
 Sept. 22 Columbus at Tampa Bay 2-0 14,392
(Columbus win series 2 games to 0)

WESTERN CONFERENCE SEMIFINALS

Colorado Rapids vs. Los Angeles Galaxy
 Oct. 17 Colorado at Los Angeles 0-3 16,307
 Oct. 24 Los Angeles at Colorado 2-0 6,542
(Los Angeles win series 2 games to 1)

Chicago Fire vs. Dallas Burn
 Oct. 16 Chicago at Dallas 1-2 10,980
 Oct. 23 Dallas at Chicago 0-4 13,197
 Oct. 27 Chicago at Dallas 2-3 9,795
(Dallas win series 2 games to 1)

EASTERN CONFERENCE FINALS

D.C. United vs. Columbus Crew
 Oct. 31 Columbus at D.C. United 1-2 14,529
 Nov. 7 D.C. United at Columbus 1-5 12,778
 Nov. 13 Columbus at D.C. United 0-4 21,451
(D.C. United wins series 2 games to 1)

WESTERN CONFERENCE FINALS

Dallas Burn vs. Los Angeles Galaxy
 Sept. 31 Dallas at Los Angeles 1-2 17,372
 Nov. 7 Los Angeles at Dallas 2-2 (3-4 SO) 13,816
 Nov. 11 Dallas at Los Angeles 1-3 25,703
(Los Angeles win series 2 games to 1)

MLS CUP 1999

Foxboro Stadium – Foxborough, Mass.
 Nov. 21 D.C. United vs. Los Angeles 2-0 44,910



1998 MAJOR LEAGUE SOCCER PLAYOFF RESULTS

EASTERN CONFERENCE SEMIFINALS

Columbus Crew vs. MetroStars
 Sept. 30 MetroStars at Columbus 3-5 10,996
 Oct. 3 Columbus at MetroStars 1-1 (3-2 SO) 11,686
(Columbus win series 2 games to 0)

D.C. United vs. Miami Fusion
 Sept. 30 Miami at D.C. United 1-2 15,187
 Oct. 4 D.C. United at Miami 0-0 (3-2 SO) 13,128
(D.C. United win series 2 games to 0)

WESTERN CONFERENCE SEMIFINALS

Colorado Rapids vs. Chicago Fire
 Oct. 1 Colorado at Chicago 1-1 (2-3 SO) 12,610
 Oct. 4 Chicago at Colorado 1-0 6,582
(Chicago win series 2 games to 0)

Los Angeles Galaxy vs. Dallas Burn
 Oct. 1 Dallas at Los Angeles 1-6 10,047
 Oct. 4 Los Angeles at Dallas 3-2 8,130
(Los Angeles win series 2 games to 0)

EASTERN CONFERENCE FINALS

D.C. United vs. Columbus Crew
 Oct. 11 Columbus at D.C. United 0-2 17,755
 Oct. 18 D.C. United at Columbus 2-4 13,193
 Oct. 21 Columbus at D.C. United 0-3 21,453
(D.C. United win series 2 games to 1)

WESTERN CONFERENCE FINALS

Chicago Fire vs. Los Angeles Galaxy
 Oct. 10 Chicago at Los Angeles 1-0 25,107
 Oct. 16 Los Angeles at Chicago 1-1 (SO 1-2) 32,744
(Chicago win series 2 games to 0)

MLS CUP 1998

Rose Bowl – Pasadena, Calif.
 Oct. 25 Chicago vs. D.C. United 2-0 51,530

1997 MAJOR LEAGUE SOCCER PLAYOFF RESULTS

EASTERN CONFERENCE SEMIFINALS

Columbus Crew vs. Tampa Bay Mutiny
 Oct. 5 Columbus at Tampa Bay 2-1 8,272
 Oct. 8 Tampa Bay at Columbus 2-0 13,102
(Columbus wins series 2 games to 0)

New England Revolution vs. D.C. United
 Oct. 5 New England at D.C. United 1-4 12,540
 Oct. 8 D.C. United at New England 1-1 (4-3 SO) 16,233
(D.C. United win series 2 games to 0)

WESTERN CONFERENCE SEMIFINALS

Colorado Rapids vs. Kansas City Wizards
 Oct. 4 Colorado at Kansas City 3-0 10,174
 Oct. 8 Kansas City at Colorado 2-3 13,117
(Colorado wins series 2 games to 0)

Los Angeles Galaxy vs. Dallas Burn
 Oct. 5 Dallas at Los Angeles 0-0 (2-0 SO) 18,921
 Oct. 8 Los Angeles at Dallas 0-3 11,248
(Dallas wins series 2 games to 0)

EASTERN CONFERENCE FINALS

D.C. United vs. Columbus Crew
 Oct. 12 Columbus at D.C. United 2-3 11,820
 Oct. 15 D.C. United at Columbus 1-0 9,506
(D.C. United wins series 2 games to 0)

WESTERN CONFERENCE FINALS

Colorado Rapids vs. Dallas Burn
 Oct. 12 Colorado at Dallas 1-0 7,376
 Oct. 15 Dallas at Colorado 1-2 18,452
(Colorado wins series 2 games to 0)

MLS CUP 1997

RFK Stadium – Washington, D.C.
 Oct. 26 D.C. United vs. Colorado 2-1 57,431



1996 MAJOR LEAGUE SOCCER PLAYOFF RESULTS

EASTERN CONFERENCE SEMIFINALS

D.C. United vs. MetroStars

Sept. 24 D.C. United at MetroStars 2-2 (6-5 SO) 14,416

Sept. 27 MetroStars at D.C. United 0-1 21,442

Oct. 2 MetroStars at D.C. United 1-2 20,423

(D.C. United win series 2 games to 1)

Tampa Bay Mutiny vs. Columbus Crew

Sept. 25 Tampa Bay at Columbus 2-0 20,807

Sept. 28 Columbus at Tampa Bay 2-1 13,009

Oct. 2 Columbus at Tampa Bay 1-4 6,871

(Tampa Bay wins series 2 games to 1)

WESTERN CONFERENCE SEMIFINALS

Dallas Burn vs. Kansas City Wiz

Sept. 26 Dallas at Kansas City 2-3 4,466

Sept. 29 Kansas City at Dallas 1-2 10,125

Oct. 2 Kansas City at Dallas 2-2 (3-2 SO) 9,802

(Kansas City wins series 2 games to 1)

Los Angeles Galaxy vs. San Jose Clash

Sept. 26 Los Angeles at San Jose 0-1 17,209

Sept. 29 San Jose at Los Angeles 0-2 27,833

Oct. 2 San Jose at Los Angeles 0-2 30,231

(Los Angeles wins series 2 games to 1)

EASTERN CONFERENCE FINALS

Tampa Bay Mutiny vs. D.C. United

Oct. 10 Tampa Bay at D.C. United 1-4 23,566

Oct. 12 D.C. United at Tampa Bay 2-1 9,339

(D.C. United wins series 2 games to 0)

WESTERN CONFERENCE FINALS

Kansas City Wiz vs. Los Angeles Galaxy

Oct. 10 Kansas City at Los Angeles 1-2 25,212

Oct. 13 Los Angeles at Kansas City 1-1 (3-1 SO) 11,041

(Los Angeles wins series 2 games to 0)

MLS CUP 1996

Foxboro Stadium – Foxborough, Mass.

Oct. 20 D.C. United vs. Los Angeles 3-2 (OT) 34,643

2013 MAJOR LEAGUE SOCCER SEASON NOTES

A NEW GOALSCORING KING

Landon Donovan of the LA Galaxy finished the 2013 regular season tied as the league's all-time goalscoring king, with Jeff Cunningham.

Donovan scored goal No. 134 of his MLS league career on Oct. 6, in a 5-0 SuperClásico win vs. Chivas USA at StubHub Center. Donovan is also second all-time in league assists (117), and the all-time leader for the U.S. national team in both goals (57) and assists (58)

MLS LEAGUE GOALS - ALL-TIME LEADERS

PLAYER	TEAM	GP	GOALS
Jeff Cunningham	CLB*	365	134
Landon Donovan	LA*	303	134
Jaime Moreno	DC*	340	133
Ante Razov	CHV*	262	114
Jason Kreis	RSL*	305	108
Dwayne De Rosario	DC*	324	103
Taylor Twellman	NE	174	101

CLOSEST PENNANT RACE EVER

With seven teams sealing their fates in the MLS Cup Playoffs on the final weekend (four in, three out), and 13 teams over the final two weeks, the 2013 postseason chase was the tightest ever since the start of the MLS expansion era in 2005.

In 2009, seven teams also determined their playoff futures over the final weekend. Before this season, the most teams still in the chase for a playoff position with two weeks to go came in 2011, when 10 teams were still alive.

In terms of the Supporters' Shield, it was the first time in MLS history that four teams have held the top spot overall in the league standings from Sept. 1 onward. In 2000, three teams held it after 9/1 (CLB, KC, COL).

In 2009, four teams were separated by three points in the MLS overall table (CLB 49; LA, HOU 48; SEA 47). Entering the final weekend, six teams were separated by six points atop the overall standings.

SUPPORTERS' SHIELD WINNERS

The New York Red Bulls won the Supporters' Shield for the first time in club history, the first major honor ever won by the MLS original club, the only club founded in the league's inaugural season of 1996 not to have won a significant trophy. A look at how the Supporters' Shield winners have done in the MLS Cup Playoffs:

YEAR	W-L-T	PTS	GF	GA	Playoff Result
TAMPA BAY MUTINY					
1996	20-12-0	58	66	51	East Finals
D.C. UNITED					
1997	21-11-0	55	70	53	MLS Cup Champion
LOS ANGELES GALAXY					
1998	24-8-0	68	85	44	West Finals
D.C. UNITED					
1999	23-9-0	57	65	43	MLS Cup Champion
KANSAS CITY WIZARDS					
2000	16-7-9	57	47	29	MLS Cup Champion
MIAMI FUSION FC					
2001	16-5-5	53	57	36	Semifinals
LOS ANGELES GALAXY					
2002	16-9-3	51	44	33	MLS Cup Champion
CHICAGO FIRE					
2003	15-7-8	53	53	43	MLS Cup Runner-up
COLUMBUS CREW					
2004	12-5-13	49	40	32	Quarterfinals
SAN JOSE EARTHQUAKES					
2005	18-4-10	64	53	31	Quarterfinals
D.C. UNITED					
2006	15-7-10	55	52	38	Semifinals
2007	16-7-7	55	56	34	Quarterfinals
COLUMBUS CREW					
2008	17-7-6	57	50	36	MLS Cup Champion
2009	13-7-10	49	41	31	Quarterfinals
LOS ANGELES GALAXY					
2010	18-7-5	59	44	26	Semifinals
2011	19-5-10	67	48	28	MLS Cup Champion
SAN JOSE EARTHQUAKES					
2012	19-6-9	66	72	43	Quarterfinals
NEW YORK RED BULLS					
2013	17-9-8	59	58	41	?????

HITTING FOR THE BIG 2-0

For the third time in MLS history, and the first time since the league expanded beyond 10 teams, there were multiple players with more than 20 goals. Camilo Sanvezzo of Vancouver Whitecaps FC won the MLS Golden Boot with 22 goals with a hat trick on the season's final day, outpacing Mike Magee (Chicago Fire) and Marco Di Vaio (Montréal Impact).

In the league's inaugural season of 1996, Roy Lassiter (Tampa Bay, 27), Raúl Díaz Arce (D.C. United, 23) and Eduardo Hurtado (Los Angeles Galaxy, 21) each scored more than 20 goals. In 2002, Carlos Ruiz (LA Galaxy, 24) and Taylor Twellman (New England Revolution, 23) also staged a thrilling battle for the MLS Golden Boot. After this season, 13 players have now scored 20 goals or more in a single MLS campaign.

20+ GOALS IN A SINGLE SEASON

YEAR	PLAYER	TEAM	GP	GOALS
1996	Roy Lassiter	TB	30	27
2012	Chris Wondolowski	SJ	32	27
1998	Stern John	CLB	27	26
2000	Mamadou Diallo	TB	28	26
2002	Carlos Ruiz	LA	26	24
2002	Taylor Twellman	NE	28	23
1996	Raul Diaz Arce	DC	28	23
2013	Camilo Sanvezzo	VAN	32	22
2013	Mike Magee	CHI*	32	21
1996	Eduardo Hurtado	LA	26	21
2007	Luciano Emilio	DC	29	20
2008	Landon Donovan	LA	25	20
2013	Marco Di Vaio	MTL	33	20

LEAVING IT LATE

Four of the latest goals in regulation time in MLS history have all been scored this season, all coming in the 97th minute. Before this year, just five goals had been scored at the 97th minute or later since MLS adopted added time at the end of 90 minutes of play for the 2000 season.

MIN	DATE	MATCH	GOALSCORER
100+	09/25/2010	HOU 1 at DC 3	Dominic Oduro
99+	05/25/2002	DAL 1 at CLB 1	Chad Deering
98+	07/28/2012	SJ 1 vs CHI 1	Steven Lenhart
97+	09/07/2002	SJ 4 vs CLB 3	Brian Dunseth(og)
97+	06/14/2003	KC 1 at LA 2	Preki (pen)
97+	06/29/2013	DAL 2 at PHI 2	Blas Perez
97+	07/03/2013	RSL 2 vs PHI 2	Javier Morales
97+	07/20/2013	KC 1 at RSL 2	Ike Opara
97+	10/05/2013	NY 2 vs NE 2	Tim Cahill

GETTING RESULTS

With just five defeats on the season, the Portland Timbers were just one away from the all-time MLS record for fewest in a season, their loss total the lowest since the MLS Cup champion LA Galaxy in 2011.

LOSSES (ALL GAMES)	W	L	T	PTS	PCT
2005 San Jose Earthquakes	18	4	10	64	.719
2010 FC Dallas	12	4	14	50	.633
2010 Real Salt Lake	15	4	11	56	.683
2001 Miami Fusion	16	5	5	53	.712
2004 Columbus Crew	12	5	13	49	.617
2008 Houston Dynamo	13	5	12	51	.633
2011 LA Galaxy	19	5	10	67	.706
2013 Portland Timbers	14	5	15	57	.632

SCORING BEFORE THE SEATS ARE WARM

Three of the six fastest goals in MLS history – including the one scored the quickest after the opening kickoff – were netted during the 2013 season. Tim Cahill set the record for the fastest goal in MLS history when he scored after just 8 seconds vs. the Houston Dynamo on Oct. 20 at BBVA Compass Stadium. Deshorn Brown (Colorado, 14 seconds) and Andrés Romero (Montréal, 22 seconds) also scored early goals this season.

SECS	PLAYER	DATE	MATCH
8	Tim Cahill	10/20/13	NY at HOU
11	Dwayne De Rosario	09/27/03	SJ vs DAL
14	Deshorn Brown	10/05/13	COL vs SEA
16	Conor Casey	04/04/09	COL at LA
19	Jose Cancela	06/25/05	NE vs MET
22	Giovanni Savarese	03/28/99	NE at MIA
22	Andres Romero	07/03/13	MTL at TOR

ROOKIE SCORING RECORD

Deshorn Brown of the Colorado Rapids equaled the second-most goals ever scored by a rookie in MLS, hitting the back of the net 10 times in 2013. The rookie record was set by the Chicago Fire's Damani Ralph in 2003 when he scored 11 goals. That same season, Pat Noonan scored 10 goals for the New England Revolution in his rookie year.

A MLS rookie is defined as a player who has no prior professional soccer playing experience before his MLS debut and/or has completed his college/high school eligibility within the last year.

MLS ROOKIE GOALSCORING LEADERS

YEAR	PLAYER	TM	GP	GLS
2003	Damani Ralph*	CHI	25	11
2003	Pat Noonan	NE	28	10
2013	Deshorn Brown	COL	31	10
2005	Scott Sealy	KC	28	9

* won MLS Rookie of the Year

HITTING THE GROUND RUNNING

Two recent expansion clubs – the Portland Timbers and Montréal Impact – have each qualified for the MLS Cup Playoffs for the first time. The Timbers are in their third MLS season, while the Impact booked a postseason berth in their second.

A look at when each of the MLS expansion teams have clinched their first berth in the MLS Cup Playoffs:

YEAR	CLUB	YR	RECORD	FINISH
1998	Chicago Fire	1	20-12-0	West 2
2006	Chivas USA	2	10-9-13	West 3
1998	Miami Fusion	1	15-17-0	East 4
2013	Montreal Impact	2	14-13-7	East 5
2011	Philadelphia Union	2	11-8-15	East 3
2013	Portland Timbers	3	14-5-15	West 1
2008	Real Salt Lake	4	10-10-10	West 4
2010	San Jose Earthquakes	3	13-10-7	West 5
2009	Seattle Sounders FC	1	12-7-11	West 3
	Toronto FC	have not qualified		
2012	Vancouver Whitecaps	2	11-13-10	West 5

THE RANKS OF THE UNBEATEN

The Portland Timbers put together one of the longest undefeated streaks in MLS history in 2013, going 15 games without loss from March 16 to June 23. The Timbers went 7-0-8 over their streak.

A look at the longest overall undefeated streaks in MLS history:

TEAM	#	START	STOP
Columbus Crew	19	7/3/2004	4/2/2005
FC Dallas	19	5/27/2010	10/9/2010
Real Salt Lake	18	7/24/2010	4/13/2011
LA Galaxy	15	9/7/1997	5/17/1998
LA Galaxy	15	10/2/2009	6/5/2010
Portland Timbers	15	3/16/2013	6/23/2013

SHUTTING 'EM DOWN AT HOME

The Portland Timbers also recorded one of the longest home shutout streaks in MLS history. After Montreal's Felipe Martins scored in the 30th minute of the March 9 game at Jeld-Wen Field, the Timbers did not allow another goal at home until Marcelo Sarvas scored for the LA Galaxy in the 17th minute of the July 13 game. In between, the Timbers went nearly 10 hours without allowing a goal, posting six shutouts.

CONSECUTIVE MIN AT HOME	WITHOUT ALLOWING GOAL
TEAM	MIN START END
Kansas City Wizards	817 3/25/2000 7/08/2000
New York Red Bulls	621 6/17/2006 9/20/2006
Portland Timbers	586 3/09/2013 7/13/2013
Houston Dynamo	545 6/07/2007 8/25/2007

SHUTTING 'EM DOWN AT HOME

The Portland Timbers also recorded one of the longest home shutout streaks in MLS history. After Montreal's Felipe Martins scored in the 30th minute of the March 9 game at Jeld-Wen Field, the Timbers did not allow another goal at home until Marcelo Sarvas scored for the LA Galaxy in the 17th minute of the July 13 game. In between, the Timbers went nearly 10 hours without allowing a goal, posting six shutouts.

CONSECUTIVE MIN AT HOME	WITHOUT ALLOWING GOAL
TEAM	MIN START END
Kansas City Wizards	817 3/25/2000 7/08/2000
New York Red Bulls	621 6/17/2006 9/20/2006
Portland Timbers	586 3/09/2013 7/13/2013
Houston Dynamo	545 6/07/2007 8/25/2007

A RECORD OF FUTILITY

D.C. United set an MLS record for the fewest victories over the course of an MLS season, winning just 3 of their 34 league matches in 2013. United's last league win came Aug. 3, recording winless streaks of 13 and 11 games over the campaign.

United's 24 defeats were also tied for the second-most ever in an MLS season, and the most ever for a team since the end of the shootout era.

WINS (ALL GAMES)	W	L	T	PTS	PCT
2013 D.C. United	3	24	7	16	.191
2001 Tampa Bay Mutiny	4	21	2	14	.185
2005 Chivas USA	4	22	6	18	.219

LOSSES (ALL GAMES)	W	L	T	PTS	PCT
1999 MetroStars	7	25	0	15	.219
2013 D.C. United	3	24	7	16	.191
1999 Kansas City Wizards	8	24	0	20	.250
2005 Chivas USA	4	22	6	18	.219
2005 Real Salt Lake	5	22	5	20	.234

TROUBLES ON THEIR TRAVELS

D.C. United became the fifth team in MLS history to go through an entire league campaign without winning on the road. They tied the league record for the most road losses in a single season, and were a point away from the worst return from away games over a full year.

WINS (ROAD GAMES)	W	L	T	PTS	PCT
2003 Los Angeles Galaxy	0	9	6	6	.200
2005 Real Salt Lake	0	14	2	2	.063
2009 New York Red Bulls	0	13	2	2	.067
2011 Vancouver Whitecaps FC	0	12	5	5	.147
2013 D.C. United	0	14	3	3	.088

FIRING BLANKS

D.C. United were shut out on the attacking end 16 times in 2013, equaling the second-most ever for a team over an MLS season, and one shy of the club's own league record set three years ago.

MOST TIMES SHUT OUT IN ONE SEASON

2010	D.C. United	17
2012	Chivas USA	16
2013	D.C. United	17
2007	Toronto FC	15
2009	New York	15
1999	Kansas City	14

THE RANKS OF THE UNBEATEN

With their 1-1 draw with the Colorado Rapids on April 28 at BBVA Compass Stadium, the Houston Dynamo set the MLS record with 30 consecutive home games without a defeat, besting the mark set by Real Salt Lake from 2009-11. The streak came to an end in the next home match, when Sporting Kansas City claimed a 1-0 win at Houston on May 12.

LONGEST HOME UNDEFEATED STREAKS

TEAM	#	START	STOP
Houston Dynamo	30	5/12/2012	4/28/2013
Real Salt Lake	29	6/6/2009	5/14/2011
Columbus Crew	22	6/28/2008	9/26/2009

As the 2013 season ended, two teams were on long home undefeated streaks. The San Jose Earthquakes had a 16-game streak active in home matches, while the Portland Timbers were riding a 15-game league undefeated streak at Jeld-Wen Field.

KEEPING THE HOME CROWDS HAPPY

Two teams – the Portland Timbers and San Jose Earthquakes – each went through the entire season losing just once on their home grounds. For Portland, the loss came in just the second home game of the season – a 2-1 loss to Montréal on March 9. San Jose's came even earlier – a 2-0 loss to Real Salt Lake to open the season.

Four teams in MLS history have gone through an entire season without losing at home, last the Houston Dynamo in 2012. A team has lost at once at home now 16 times in league history – including the last two seasons by San Jose.

THE RANKS OF THE UNBEATEN (2)

With the New England Revolution's 1-0 win at Columbus on the final day of the regular season – clinching a berth in the MLS Cup Playoffs in the process – goalkeeper Matt Reis became the first goalkeeper in league history to go through an entire season without suffering a loss (with 10 or more decisions).

Reis recorded seven victories and four draws in 12 total appearances, also leading MLS with a 0.72 goals against average (minimum 900 minutes played). He allowed eight goals in 995 minutes played.

In 2010, Kevin Hartman went 10-1-8 – previously the most wins with the fewest losses. A look at the top 4 in best single-season winning percentage for goalkeepers (minimum 5 wins).

YEAR	PLAYER	TEAM	GP	WON	LOST	TIED	PCT
1996	Brad Friedel	CLB	9	8	1	0	.889
1999	Mark Simpson	DC	9	6	1	0	.857
1998	Tom Presthus	DC	6	5	1	0	.833
2013	Matt Reis	NE	12	7	0	4	.682

PACKING 'EM IN

Seattle Sounders FC drew the second-largest standalone crowd for an MLS game on August 25 when 67,385 piled into CenturyLink Field for the Cascadia Cup rivalry match with the Portland Timbers. The crowd, the seventh-largest all-time in MLS history for all matches, including those as part of international doubleheaders, trailed only the 69,255 the Los Angeles Galaxy attracted to the Rose Bowl for their first game ever, April 13, 1996.

For the fifth consecutive season, Sounders FC set an MLS record for average attendance over the course of the season, drawing 44,038 for their 17 home matches at CenturyLink Field, besting the mark of 43,144 set a year ago.

ALL-TIME MLS SINGLE-GAME ATTENDANCES

Chivas USA	92,650	08/06/06
Los Angeles Galaxy	92,216	06/16/96
Chivas USA	88,816	08/10/05
San Jose Clash	73,123	07/04/99
Houston Dynamo	70,550	08/09/06
Los Angeles Galaxy	69,255*	04/13/96
Seattle Sounders FC	67,385*	08/25/13
Seattle Sounders FC	66,492*	10/07/12
New York Red Bulls	66,237*	08/18/07
Seattle Sounders FC	66,216*	10/27/13

* denotes standalone game

10,000 GOALS

On June 19, Vancouver Whitecaps FC fullback Jordan Harvey scored the 10,000th league goal in MLS history, scoring in first-half stoppage time of a 3-1 win against Chivas USA at BC Place.

GOALSCORING MILESTONES IN MLS HISTORY

1000: Sept. 14, 1997
Thomas Dooley (CLB v KC), 82nd minute
2000: July 3, 1999
Alex Bunbury (KC v TB), 16th minute
3000: May 9, 2001
Sasha Victorine (LA v TB), 3rd minute
4000: June 25, 2003
Mark Chung (COL v LA), 12th minute
5000: Aug. 6, 2005
Andy Williams (RSL v CHV), 49th minute
6000: July 27, 2007
Brian Ching (HOU vs. NE), 61st minute
7000: May 16, 2009
Chris Wondolowski (HOU vs. NY), 78th minute
8000: March 19, 2011
Dwayne De Rosario (TOR vs VAN), 20th minute
9000: May 6, 2012
Martin Rivero (COL vs DAL), 74th minute
10000: June 19, 2013
Jordan Harvey (VAN vs CHV), 47+ minute

ABOUT THE FIRST 10,000:

BY MONTH: 429 March; 1294 April; 1657 May;
1533 June; 1492 July; 1550 August;
1363 September; 684 October

4720 born in the USA; 5066 born outside the USA

759 on PKs; 216 on own goals; 9027 others

BY MINUTE: 1-15: 1214; 16-30: 1425; 31-45: 1706
46-60: 1640; 61-75: 1713; 76-90: 2257; OT: 47

NEWS 'N NOTES

THE YOUNGEST: Kekuta Manneh of Vancouver Whitecaps FC became the youngest player in MLS history to score a hat trick when he scored three goals vs. Seattle Sounders FC on Oct. 5 at CenturyLink Field. At the time, Manneh was 18 years, 283 days old. Manneh's goals came in the 12th, 42nd and 54th minutes.

Manneh surpassed the mark set by Stern John, when he scored three goals for the Columbus Crew vs. Miami Fusion on April 18, 1988 at 21 years, 170 days.

THE ORIGINAL: Ramiro Corrales announced his retirement following the completion of the 2013 season, the final player still active who played in the league's inaugural season of 1996. Corrales made his MLS debut for the San Jose Clash on April 28, 1996, playing 15 seasons in MLS. Corrales made 306 league appearances for his MLS career.

THE TRADED: Mike Magee scored 6 goals for the LA Galaxy, then was traded to the Chicago Fire on May 25, where he scored an additional 14 goals to finish second in the MLS Golden Boot title.

The 14 goals for a second team were the second-most in MLS history. In 1998, Roy Lassiter did not score a goal in six games for the Tampa Bay Mutiny, and was then traded to D.C. United – where he scored 18 goals, tied for third-most overall in the league. In 2011, Dwayne De Rosario scored 13 goals for D.C. United after first playing with Toronto FC (1 goal) and New York Red Bulls (2 goals) – he's the only player in MLS history to score a goal for three different teams over the course of a season. In 2000, Clint Mathis scored 3 goals for the Los Angeles Galaxy before being traded to the MetroStars, where he scored 13 goals after his arrival.

THE KID: Diego Fagundez of the New England Revolution was the first teenager with 10 or more goals in a season, when he scored 13 in 2013. The previous youngest to hit 10 was Eddie Johnson, who scored 12 for Dallas in 2004 at age 20. The previous most for a player 18 or younger was Jozy Altidore, who had 9 in 2007 at age 17.

Fagundez was also the youngest player to have sole possession of a team's goalscoring lead for a season (Andy Najar was joint leader for DC in 2010, with 5 goals)

CAREER GOALS AS A TEENAGER

PLAYER	GOALS
Diego Fagundez	17
Eddie Gaven	16
Jozy Altidore	15
Freddy Adu	12
Andy Najar	10



2013 MLS PLAYERS OF THE WEEK

Week 1: Mike Magee (LA Galaxy)
Week 2: Robert Earnshaw (Toronto FC)
Week 3: Bill Hamid (D.C. United)
Week 4: Juan Agudelo (Chivas USA)
Week 5: Will Johnson (Portland Timbers)
Week 6: Ryan Johnson (Portland Timbers)
Week 7: Brad Davis (Houston Dynamo)
Week 8: Jack McNerney (Philadelphia Union)
Week 9: Tim Cahill (New York Red Bulls)
Week 10: Graham Zusi (Sporting Kansas City)
Week 11: Will Bruin (Houston Dynamo)
Week 12: Eddie Johnson (Seattle Sounders FC)
Week 13: Marco Di Vaio (Montreal Impact)
Week 14: Diego Fagundez (New England Revolution)
Week 15: Olmes García (Real Salt Lake)
Week 16: Kenny Miller (Vancouver Whitecaps FC)
Week 17: Camilo Sanvezzo (Vancouver Whitecaps FC)
Week 18: Alan Gordon (San Jose Earthquakes)
Week 19: Brad Knighton (Vancouver Whitecaps FC)
Week 20: Camilo Sanvezzo (Vancouver Whitecaps FC)
Week 21: Chris Rolfe (Chicago Fire)
Week 22: Álvaro Saborío (Real Salt Lake)
Week 23: Lloyd Sam (New York Red Bulls)
Week 24: Landon Donovan (LA Galaxy)
Week 25: Robbie Keane (LA Galaxy)
Week 26: Kelyn Rowe (New England Revolution)
Week 27: Robbie Keane (LA Galaxy)
Week 28: Marco Di Vaio (Montreal Impact)
Week 29: Obafemi Martins (Seattle Sounders FC)
Week 30: Steven Lenhart (San Jose Earthquakes)
Week 31: Dominic Oduro (Columbus Crew)
Week 32: Camilo Sanvezzo (Vancouver Whitecaps FC)
Week 33: Kekuta Manneh (Vancouver Whitecaps FC)
Week 34: Gabriel Torres (Colorado Rapids)
Week 35: Camilo Sanvezzo (Vancouver Whitecaps FC)

2013 MLS PLAYERS OF THE MONTH

March: Mike Magee (LA Galaxy)
April: Jack McNerney (Philadelphia Union)
May: Jack McNerney (Philadelphia Union)
June: Mike Magee (Chicago Fire)
July: Camilo Sanvezzo (Vancouver Whitecaps FC)
August: Robbie Keane (LA Galaxy)
September: Dominic Oduro (Columbus Crew)

Mike Magee became the first player in MLS history to be named Player of the Month with two different teams in the same season.

2013 RECORD

	GP	W-L-T	PTS	GF	GA
Rapids	34	14-11-9	51	45	38

RECORD at DICK'S SPORTING GOODS PARK

	GP	W-L-T	PTS	GF	GA
	17	10-3-4	34	30	16

RECORD on road

	GP	W-L-T	PTS	GF	GA
	17	4-8-5	17	15	22

RECORD at the half

	W	L	T
LEADING	7	0	4
TIED	5	3	3
TRAILING	2	8	2

RECORD with the first goal

	W	L	T
SCORING	11	1	6
CONCEDING	3	10	2

TEAM COMPARISONS

	FOR	AGAINST
GOALS SCORED	1.32 (11th)	1.12 (3rd)
TOTAL SHOTS	13.53 (6th)	11.62 (4th)
SHOTS ON GOAL	4.15 (14th)	4.00 (6th)
SHOOTING ACCURACY	30.7% (18th)	34.4% (13th)
SCORING %AGE	9.8% (10th)	9.6% (7th)
FOULS	12.53 (10th)	11.79 (3rd)
CORNER KICKS	4.41 (15th)	4.06 (2nd)
OFFSIDE	2.09 (12th)	2.26 (12th)

GOALS SCORED IN GAME

GP	0	1	2	3	4+	TOT	AVG
34	8	13	10	1	2	45	1.32

GOALS ALLOWED IN GAME

GP	0	1	2	3	4+	TOT	AVG
34	10	13	8	3	0	38	1.12

GOALS BY INTERVALS

	TOT	0-15	16-30	31-45+	46-60	61-75	76-90+
FOR	45	7	4	7	8	10	9
AGAINST	38	7	3	7	5	10	6

WHERE THE GOALS COME FROM

	FOR	AGAINST
GOALS SCORED	45	38
MINUTES PER GOAL	68	81

HOW SCORED

RIGHT FOOT	25	25
LEFT FOOT	10	7
HEADERS	10	6
OTHER	0	0

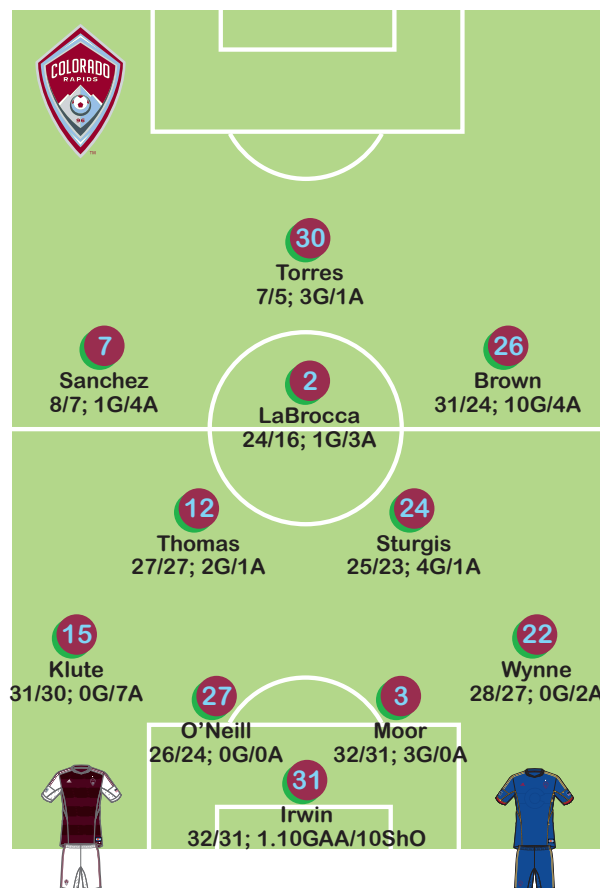
TYPE OF PLAY

OPEN PLAY	22	20
CROSS	9	4
CORNER	7	3
REBOUND	0	2
PENALTIES	3	6
DIRECT FROM FREE KICK	0	2
FREE KICK (INDIRECT)	2	1
OWN GOALS	2	0

DISTANCE

INSIDE GOAL AREA	14	4
INSIDE PENALTY AREA	22	26
OUTSIDE PENALTY AREA	9	8

PRIMARY TEAM





MLS CUP PLAYOFFS ★ 2013



COLORADO RAPIDS

No.	Player	Pos	Ht	Wt	Birthdate	Birthplace	2013				CAREER			
							GP	GS	G	A	GP	GS	G	A
2	Nick LaBrocca	M	5-10	165	12/04/1984	Staten Island, NY	24	16	1	3	176	157	16	17
Acquired by the Rapids on January 25 from Chivas USA in exchange for the rights to Eric Avila. U.S. youth international at every level.														
3	Drew Moor	D	6-0	165	01/15/1984	Dallas, TX	32	31	3	0	259	246	19	5
Acquired in a trade on August 31, 2009. Received Rapids Defensive Player of the Year award in 2012														
5	Diego Calderon	D	5-11	165	10/26/1986	Quinto, Ecuador	4	4	0	0	4	4	0	0
Has made five appearances for Ecuador and was part of squad at 2011 Copa America. Signed by the Rapids before the start of the season														
6	Anthony Wallace	D	5-11	160	01/26/1989	Brooklyn, NY	6	0	0	0	38	26	0	2
Selected by FC Dallas as the ninth overall pick in the 2007 MLS SuperDraft out of Univ. South Florida. Acquired in a trade with FC Dallas on July 30, 2009														
7	Vicente Sanchez	F	5-7	145	12/07/1979	Montevideo, Uruguay	8	7	1	4	8	7	1	4
Rose to prominence during seven years with Toluca of Mexico's Primera Division from 2001-2007, winning two championships. Signed from Uruguayan club Nacional														
8	Dillon Powers	M	5-11	172	02/14/1991	Plano, TX	30	29	5	6	30	29	5	6
Selected by the Rapids with the 11th overall pick of the 2013 MLS SuperDraft out of Univ. of Notre Dame														
9	Edson Buddle	F	6-1	185	05/21/1981	New Rochelle, NY	24	19	5	3	274	207	98	29
In his 12th MLS season, his first with Colorado. Has also played with Columbus, New York, Toronto, Los Angeles. Has 11 caps with the U.S., scoring three times														
10	Martín Rivero	M	5-9	160	11/13/1989	Roldan, Santa Fe, Argentina	16	6	1	3	46	36	3	11
Signed in February 2012 from Rosario Central in his native Argentina. Led Rapids with 8 assists, to go with 2 goals, in his debut season in MLS														
11	Brian Mullan	D	5-7	155	04/23/1978	Mineola, NY	16	15	0	2	323	291	29	58
One of only three players to have won MLS Cup five times. Now in his 13th MLS season, his fourth with the Rapids. Also won four caps for the USA.														
12	Hendry Thomas	M	5-11	175	02/23/1985	La Ceiba, Honduras	27	27	2	1	35	35	2	1
Honduras international midfielder signed by the Rapids in August 2012. Represented his country in the 2010 FIFA World Cup and 2008 Beijing Olympics														
13	Kamani Hill	F	6-0	175	12/28/1985	Berkeley, CA	6	2	0	0	25	5	5	2
Signed by the club in March 2012 from Vitoria S.C. (Portugal). Also played in Germany with VfL Wolfsburg														
14	Tony Cascio	F	6-0	172	03/28/1990	Mesa, AZ	13	4	1	0	42	22	4	3
Selected by the Colorado Rapids with the 14th overall selection of the 2012 MLS SuperDraft out of Univ. of Connecticut														
15	Christopher Klute	D	6-1	172	03/05/1990	Grand Prairie, TX	31	30	0	7	32	31	0	7
Began his professional career with the Atlanta Silverbacks (NASL). Signing with the Rapids on loan on Sept. 14, 2012														
16	Atiba Harris	F	6-3	185	01/09/1985	Basseterre, St. Kitts	29	24	5	1	167	133	22	20
Became the first player from Saint Kitts and Nevis to sign for MLS when he joined Real Salt Lake for the 2006 season														
17	Dillon Serna	M	5-7	135	03/25/1994	Denver, CO	1	0	0	0	1	0	0	0
Signed by the Rapids as a Homegrown Player on January 14. Played in the 2011 FIFA U-17 World Cup in Mexico														
18	Matt Pickens	G	6-3	200	04/05/1982	Washington, MO	2	2	0	0	156	154	0	0
Drafted 19th overall in the 2004 MLS SuperDraft by the Chicago Fire. Suffered fractured arm in second game of season this year.														
20	Jamie Smith	M	5-8	164	11/20/1980	Alexandria, Scotland	6	1	1	0	62	39	7	13
Signed by the Rapids in July 2009. Has earned two caps with the Scotland national team. Made first appearance vs. Ireland on Feb. 12, 2003														
21	Steward Ceus	G	6-6	205	03/26/1987	West Haverstraw, NY	1	1	0	0	4	3	0	0
Selected by the Rapids 37th overall of the 2009 MLS SuperDraft. Earned first international cap with Haiti on Nov. 2, 2012														
22	Marvell Wynne	D	5-9	171	05/08/1986	Pittsburgh, PA	28	27	0	2	208	200	2	17
Acquired on March 25, 2010 from Toronto FC. No. 1 overall pick in 2006 SuperDraft by MetroStars out of UCLA.														
23	Jaime Castrillon	M	5-11	185	04/05/1983	Medellin, Colombia	11	2	1	0	41	31	9	4
Won the Rapids Golden Boot with eight goals in his debut MLS season in 2012. Has 29 caps with the Colombia, scoring five goals														
24	Nathan Sturgis	M	5-10	150	07/06/1987	Boca Raton, FL	25	23	4	1	105	89	5	3
Selected 12th overall in the 2006 MLS SuperDraft by the LA Galaxy. Acquired by the Colorado Rapids before the start of the season from Houston														
26	Deshorn Brown	F	6-2	170	12/22/1990	Manchester, Jamaica	31	24	10	4	31	24	10	4
Selected by the Colorado Rapids with the 6th overall pick of the 2013 MLS SuperDraft out of Univ. of Central Florida. Jamaican international.														
27	Shane O'Neill	D	6-2	190	09/02/1993	Midleton, Ireland	26	24	0	0	27	24	0	0
Signed by the Rapids as a Homegrown Player on June 19, 2012, and made his MLS debut on September 5, 2012 in 3-0 victory over Portland Timbers.														
28	Davy Armstrong	M	5-10	150	11/03/1991	Aurora, CO	0	0	0	0	1	0	0	0
Made his MLS debut in the 2012 season finale against Houston. Signed by the Rapids on August 16, 2010 as the club's first-ever homegrown player														
29	Kory Kindel	D	5-11	185	08/28/1991	Sacramento, CA	0	0	0	0	0	0	0	0
Selected by the Rapids in the second round of the 2013 MLS SuperDraft. out of California State Univ.-Bakersfield														
30	Gabriel Torres	F	5-11	165	10/31/1988	Panama City, Panama	7	5	3	1	7	5	3	1
Scored five goals in the 2013 CONCACAF Gold Cup, which tied for the tournament lead. Signed in August as the first Designated Player in club history														
31	Clint Irwin	G	6-3	195	04/01/1989	Charlotte, NC	32	31	0	0	32	31	0	0
Signed before start of season and became starter after injury to Matt Pickens. Named first-team All-Southern Conference in each of his four seasons at Elon Univ.														
32	Brenton Griffiths	D	6-3	165	02/09/1991	Spanish Towne, Jamaica	1	0	0	0	1	0	0	0
Selected in the second round of the 2013 MLS Supplemental Draft. Jamaican youth international														
33	German Mera	D	6-2	185	03/05/1990	Cali, Colombia	13	6	0	0	13	6	0	0
Acquired on loan from Deportivo Cali in the Colombian Primera A.														
55	Danny Mwanga	F	6-2	175	07/17/1991	Kinshasa, Zaire	13	5	0	1	92	47	15	10
Acquired by the Rapids from the Portland Timbers before the season. The No. 1 overall pick in the 2010 SuperDraft out of Oregon State, selected by Philadelphia														

HEAD COACH : Oscar Pareja

08/10/1968

W25 L30 T13

COLORADO RAPIDS PLAYOFF HISTORY

PLAYOFF HISTORY

vs. Team	No. of Series	Series W-L	GP	W-L-T	OT	ShO	GF	GA	Last Mtg.	Round	Series Result
Chicago	1	0-1	2	0-2-0	0-0-0	0-1	1	2	1998	West Semifinals	Lost 2 games to 0
Columbus	2	2-0	3	3-1-0	1-1-0	0-0	3	2	2011	Wild Card	Won 1 games to 0
D.C. United	1	0-1	1	0-1-0	0-0-0	0-0	1	2	1997	MLS Cup '97	Lost MLS Cup '97
FC Dallas	5	5-0	10	6-2-2	3-0-1	1-0	16	13	2010	MLS Cup '10	Won MLS Cup '10
Kansas City	4	1-3	9	2-5-2	0-0-1	0-0	9	13	2011	Quarterfinals	Lost 2 games to 0
Los Angeles	4	0-4	7	1-6-0	0-0-0	0-0	1	14	2005	Semifinals	Lost 1 games to 0
San Jose	1	1-0	1	1-0-0	0-0-0	0-0	1	0	2010	Semifinals	Won 1 games to 0
Houston	1	0-1	1	0-1-0	0-0-0	0-0	1	3	2006	Semifinals	Lost 1 games to 0
TOTALS	19	9-10	34	13-18-4	4-1-2	1-1	33	49			

COLORADO RAPIDS -- ALL-TIME POSTSEASON RESULTS

DATE	OPPONENT	RESULT	ATT.	W-L-T	RD.	GOALS:
10/04/1997	at Kansas City	W 3-0	10,174	1-0-0	QTR	COL: C. Henderson (25) Bravo (67) Paule (75)
10/08/1997	Columbus City	W 3-2	13,117	2-0-0	QTR	COL: Bravo (16,68) Harris (83); KC: Takawira (9) Preki (88)
10/12/1997	at Dallas	W 1-0	7,376	3-0-0	SEM	COL: S. Henderson (42)
10/15/1997	Dallas	W 2-1	18,452	4-0-0	SEM	COL: Patino (22) C. Henderson (87); DAL: Damian (5)
10/26/1997	at D.C. United	L 1-2	57,431	4-1-0	FIN	COL: Paz (75); DC: Moreno (37) Sanneh (68)
10/01/1998	at Chicago	L 1-2	12,610	0-1-0	QTR	COL: Waldir (79); CHI: Kubik (50)
10/05/1998	Chicago	L 0-1	6,582	0-2-0	QTR	CHI: Kubik (42)
10/17/1999	at Los Angeles	L 0-3	16,307	0-1-0	QTR	LA: Hendrickson (8) Vanney (52) Jones (57)
10/24/1999	Los Angeles	L 0-2	6,542	0-2-0	QTR	LA: Pena (74) Franchino (84)
09/16/2000	at Kansas City	L 0-1	8,682	0-1-0	QTR	KC: Molnar (18)
09/20/2000	Kansas City	T 0-0 (OT)	8,789	0-1-1	QTR	
09/24/2000	at Kansas City	L 2-3	4,156	0-2-1	QTR	COL: Bravo (70,90); KC: Henderson (11) Molnar (65) Gomez (69)
09/25/2002	at Dallas	L 2-4	6,360	0-1-0	QTR	COL: Valderrama (2) Spencer (75); DAL: Morrow (26) Kreis (49) Deering (68) Martinez (70)
09/28/2002	Dallas	W 1-0	9,637	1-1-0	QTR	COL: Carrieri (78)
10/02/2002	at Dallas	T 2-1 (OT/ST)	8,008	1-1-1	QTR	COL: Spencer (22) Chung (101); DAL: Rhine (6)
10/05/2002	at Los Angeles	L 0-4	24,742	1-2-1	SEM	LA: Califf (21) Ruiz (24,84) Hendrickson (71)
10/09/2002	Los Angeles	L 0-1	12,367	1-3-1	SEM	LA: Ruiz (64)
11/04/2003	Kansas City	T 1-1	6,434	0-0-1	QTR	COL: Borchers (53); KC: Harris (3)
11/08/2003	at Kansas City	L 0-2	10,712	0-1-1	QTR	KC: Simutenkov (45) Klein (63)
10/22/2004	Los Angeles	W 1-0	8,028	1-0-0	QTR	COL: Peguero (30)
10/30/2004	at Los Angeles	L 0-2	20,026	1-1-0	QTR	LA: Ruiz (30) Marshall (45)
10/22/2005	FC Dallas	T 0-0	9,625	0-0-1	QTR	
10/29/2005	at FC Dallas	W 2-2 (OT)	10,104	1-0-1	QTR	COL: Cunningham (19) Kotschau (105); DAL: Ruiz (67,105)
11/05/2005	Los Angeles	L 0-2	12,789	1-1-1	SEM	LA: Donovan (28,88)
10/21/2006	FC Dallas	L 1-2	4,176	0-1-0	QTR	COL: Cooke (23); DAL: Ruiz (15) Thompson (55)
10/28/2006	at FC Dallas	W 3-2 (OT)	15,486	1-1-0	QTR	COL: Hernandez (57,83) Mathis (114); DAL: Ruiz (48) Goodson (92)
11/05/2006	at Houston	L 1-3	23,107	1-2-0	SEM	COL: Kirovski (4); HOU: Dalglisch (10,21) Mullan (71)
10/28/2010	Columbus	W 1-0	11,872	1-0-0	QTR	COL: Mastroeni (23)
11/06/2010	at Columbus	L 1-2 (OT)	10,322	2-1-0	QTR	COL: Casey (84); CLB: Gaven (22) Rogers (70)
11/13/2010	San Jose					
10/28/2010	Columbus	W 1-0	11,872	1-0-0	QTR	COL: Mastroeni (24)
11/06/2010	at Columbus	W 1-2 (OT)	10,322	2-1-0	QTR	COL: Casey (84); CLB: Gaven (22) Rogers (70)
11/13/2010	San Jose	W 1-0	17,779	3-1-0	SEM	COL: Kimura (42)
11/21/2010	at FC Dallas	W 2-1 (OT)	21,700	4-1-0	FIN	COL: Casey (57) own goal (107); DAL: Ferreira (35)
10/27/2011	Columbus	W 1-0	7,803	1-0-0	WC	COL: Cummings (45)
10/30/2011	Sporting KC	L 0-2	8,601	1-1-0	QTR	KC: Bunbury (49,59)
11/02/2011	at Sporting KC	L 0-2	18,565	1-2-0	QTR	KC: Collin (28) Sapong (76)

CAREER POSTSEASON STATISTICS FOR CURRENT COLORADO RAPIDS PLAYERS

UNF	POS	PLAYER	GP	GS	MIN	G	A	SHT	SOG	PKG	PKA	SKG	SKA	FC	FS	OFF	CK	C	E
9	F	Edson Buddle	19	14	1241	4	2	29	14	0	0	0	1	30	14	14	0	1	0
16	F	Atiba Harris	4	4	371	0	1	3	1	0	0	0	0	18	5	5	0	0	1
3	D	Drew Moor	11	10	997	0	0	5	1	0	0	0	0	4	13	0	0	2	1
11	M	Brian Mullan	36	29	2802	2	9	22	11	0	0	0	0	49	60	9	2	9	0
55	F	Danny Mwanga	2	2	142	0	0	5	1	0	0	0	0	0	1	1	0	0	0
20	M	Jamie Smith	3	3	284	0	0	5	2	0	0	1	1	3	5	0	6	1	0
24	M	Nathan Sturgis	2	2	145	0	0	2	2	0	0	0	0	1	2	0	7	0	0
6	D	Anthony Wallace	4	4	333	0	0	1	0	0	0	0	0	4	2	0	0	1	0
22	D	Marvell Wynne	9	9	869	0	0	2	0	0	0	0	0	8	8	0	0	0	0
UNF	POS	GOALKEEPER	GP	GS	MIN	SHTS	SV	GA	GAA	PKG	PKA	SKG	SKA	W	L	T	SO		
18	GK	Matt Pickens	12	12	1170	1	49	12	0.92	1	1	8	9	6	5	1	5		

ALL-TIME COLORADO RAPIDS POSTSEASON STATISTICS (11-17-6, 38 PTS.)

PLAYER	GP	GS	MIN	G	A
Paul Bravo	12	12	1023	5	2
Chris Henderson	16	14	1321	2	5
Conor Casey	4	4	419	2	0
Nicolas Hernandez	3	3	300	2	0
John Spencer	7	7	626	2	0
Chris Carrieri	7	6	535	1	2
Terry Cooke	4	4	390	1	2
Omar Cummings	7	7	601	1	2
Wolde Harris	9	0	248	1	2
Adrian Paz	5	2	238	1	2
Nat Borchers	4	4	360	1	1
Mark Chung	9	9	821	1	1
Sean Henderson	5	5	441	1	1
Kosuke Kimura	6	6	507	1	1
Jovan Kirovski	6	5	529	1	1
Ritchie Kotschau	10	7	737	1	1
David Patino	5	5	392	1	1
Jeff Cunningham	3	2	230	1	0
Peguero Jean Philippe	5	4	367	1	0
Pablo Mastroeni	19	19	1822	1	0
Clint Mathis	3	2	236	1	0
Ross Paule	9	4	349	1	0
Carlos Valderrama	5	5	461	1	0
Waldir	2	1	104	1	0
Kyle Beckerman	10	10	914	0	3
Matt Kmosko	5	5	450	0	3
Marcelo Balboa	12	11	1013	0	2
Brian Mullan	7	7	646	0	2
Robin Fraser	7	7	641	0	1
Alain Nkong	4	3	272	0	1
Seth Trembly	5	0	62	0	1
Steve Trittschuh	7	7	616	0	1
Scott Vermillion	3	3	280	0	1
Eddie Ababio	1	0	10	0	0
Junior Agogo	3	2	203	0	0
Quincy Amarikwa	2	0	46	0	0
Julien Baudet	4	0	88	0	0
Dedi Ben Dayan	3	3	223	0	0
Jason Bent	7	7	640	0	0
Joe Cannon	10	10	960	0	0
Jordan Cila	2	2	163	0	0
Colin Clark	1	0	8	0	0
Miguel Comminges	3	3	270	0	0
Matt Crawford	6	5	389	0	0
Leo Cullen	3	3	236	0	0
Alberto Delgado	1	0	12	0	0
Jorge Dely Valdes	5	4	410	0	0
Eric Denton	3	3	300	0	0
Joey DiGiamarino	4	4	337	0	0
Ian Feuer	2	2	180	0	0
Caleb Folan	2	2	113	0	0
Dan Gargan	2	1	135	0	0
Marcus Hahnemann	7	7	630	0	0
Wes Hart	10	7	541	0	0
Stephen Herdsman	5	5	451	0	0
Tahj Jakins	6	2	227	0	0
Macoumba Kandji	6	0	183	0	0
Aitor Karanka	3	3	238	0	0
Lance Key	1	0	40	0	0
Zach Kingsley	4	1	130	0	0
David Kramer	8	8	741	0	0
Ross LaBaux	2	1	96	0	0
Jeff Larentowicz	7	7	690	0	0
Ricky Lewis	2	2	167	0	0
Anders Limpar	5	4	369	0	0
Claudio Lopez	1	0	38	0	0
Tyrone Marshall	1	0	21	0	0
Chris Martinez	11	11	825	0	0
Rey Angel Martinez	1	0	15	0	0
Thiago Martins	2	1	115	0	0
Matt McKeon	2	2	168	0	0
Drew Moor	6	6	569	0	0
Jason Moore	2	1	130	0	0
Joseph Nane	1	1	56	0	0
Fabrice Noel	2	0	63	0	0
Sanna Nyassi	3	3	269	0	0
Matt Okoh	2	1	50	0	0
Scott Palguta	2	1	121	0	0
Jacob Peterson	3	2	161	0	0

Mike Petke	5	5	494	0	0
Matt Pickens	7	7	690	0	0
Steve Rammel	5	5	333	0	0
Zizi Roberts	2	1	114	0	0
Diego Serna	1	0	11	0	0
Musa Shannon	1	0	17	0	0
Jamie Smith	3	3	284	0	0
Jeff Stewart	1	0	10	0	0
Gary Sullivan	2	0	14	0	0
Wells Thompson	6	4	397	0	0
Rick Titus	2	2	161	0	0
David Vaudreuil	7	7	627	0	0
Peter Vermes	9	9	780	0	0
Anthony Wallace	4	4	333	0	0
Daniel Wasson	1	1	90	0	0
Chris Wingert	3	2	272	0	0
Marvell Wynne	7	7	690	0	0
Own-goals received				1	
Team totals	34	34	3201	33	39
Opponent totals	34	34	3201	49	56

RAPIDS INDIVIDUAL GOALKEEPING						
GOALKEEPER	GP	GS	SV	GA	GAA	SO
Matt Pickens	7	7	23	7	0.91	3
Marcus Hahnemann	7	7	34	7	1.00	2
Joe Cannon	10	10	36	16	1.50	2
David Kramer	8	8	36	14	1.70	2
Ian Feuer	2	2	7	5	2.50	0
Team totals	34	34	136	49	1.38	9
Opponent totals	34	34	132	33	0.93	13

COLORADO RAPIDS INDIVIDUAL HIGH GAMES (2013)

Goals				
2	Atiba Harris	06/01/2013	vs. DAL	T 2-2
2	Deshorn Brown	10/05/2013	vs. SEA	W 5-1
2	Gabriel Torres	10/19/2013	vs. VAN	W 3-2
Assists				
2	Deshorn Brown	05/25/2013	vs. CHV	W 2-0
2	Vicente Sanchez	10/05/2013	vs. SEA	W 5-1
Shots				
8	Deshorn Brown	07/07/2013	vs. DC	T 0-0
Shots on Goal				
4	Deshorn Brown	07/07/2013	vs. DC	T 0-0
Fouls Committed				
6	Edson Buddle	10/09/2013	at SJ	L 0-1
Fouls Suffered				
6	Atiba Harris	04/13/2013	at CHV	W 1-0
6	Dillon Powers	08/03/2013	vs. RSL	T 2-2
Offside				
4	Deshorn Brown	05/25/2013	vs. CHV	W 2-0
Saves				
7	Clint Irwin	03/23/2013	at LA	L 0-1
7	Clint Irwin	05/11/2013	at CLB	W 2-0
Shots Faced				
8	Clint Irwin	03/23/2013	at LA	L 0-1
8	Clint Irwin	10/27/2013	at VAN	L 0-3
Goals Allowed				
3	Clint Irwin	06/23/2013	at POR	L 0-3
3	Clint Irwin	06/29/2013	at MTL	W 4-3
3	Clint Irwin	10/27/2013	at VAN	L 0-3

COLORADO RAPIDS INDIVIDUAL POSTSEASON HIGH GAMES (1996-2011)

Goals				
2	Paul Bravo	10/08/1997	vs. KC	W 3-2
2	Paul Bravo	09/24/2000	at KC	L 2-3
2	Nicolas Hernandez	10/28/2006	at DAL	W 3-2
Assists				
2	Chris Henderson	10/04/1997	at KC	W 3-0
2	Terry Cooke	10/29/2005	at DAL	W 2-2
2	Kyle Beckerman	10/28/2006	at DAL	W 3-2
Shots				
7	Clint Mathis	10/28/2006	at DAL	W 3-2
7	Omar Cummings	10/27/2011	vs. CLB	W 1-0
Shots on Goal				
5	Jorge Dely Valdes	10/17/1999	at LA	L 0-3
Fouls Committed				
7	Pablo Mastroeni	09/25/2002	at DAL	L 2-4
Fouls Suffered				
7	Chris Henderson	10/26/1997	at DC	L 1-2
Offside				
5	Steve Rammel	10/26/1997	at DC	L 1-2
Saves				
12	Joe Cannon	10/29/2005	at DAL	W 2-2
Shots Faced				
14	Joe Cannon	10/29/2005	at DAL	W 2-2
Goals Allowed				
4	David Kramer	09/25/2002	at DAL	L 2-4
4	David Kramer	10/05/2002	at LA	L 0-4

TEAM HIGH GAMES (2013)

Goals				
5	10/05/2013	vs. SEA	W 5-1	
Assists				
6	10/05/2013	vs. SEA	W 5-1	
Shots				
26	08/11/2013	at CHV	T 1-1	
Shots on Goal				
9	10/05/2013	vs. SEA	W 5-1	
Fouls Committed				
20	04/13/2013	at CHV	W 1-0	
Fouls Suffered				
17	04/13/2013	at CHV	W 1-0	
17	08/31/2013	at KC	L 1-2	
Corner Kicks				
10	08/11/2013	at CHV	T 1-1	
Offside				
7	09/07/2013	at LA	W 1-0	
Saves				
7	03/23/2013	at LA	L 0-1	
7	05/11/2013	at CLB	W 2-0	
Shots Faced				
9	03/23/2013	at LA	L 0-1	
9	10/27/2013	at VAN	L 0-3	
Goals Allowed				
3	06/23/2013	at POR	L 0-3	
3	06/29/2013	at MTL	W 4-3	
3	10/27/2013	at VAN	L 0-3	

TEAM POSTSEASON HIGH GAMES (1996-2011)

Goals				
3	10/04/1997	at KC	W 3-0	
3	10/08/1997	vs. KC	W 3-2	
3	10/28/2006	at DAL	W 3-2	
Assists				
6	10/08/1997	vs. KC	W 3-2	
Shots				
27	10/28/2006	at DAL	W 3-2	
Shots on Goal				
10	10/08/1997	vs. KC	W 3-2	
10	10/26/1997	at DC	L 1-2	
Fouls Committed				
28	10/28/2006	at DAL	W 3-2	
Fouls Suffered				
25	09/28/2002	vs. DAL	W 1-0	
Corner Kicks				
12	10/28/2006	at DAL	W 3-2	
Offside				
8	10/26/1997	at DC	L 1-2	
8	10/28/2006	at DAL	W 3-2	
Saves				
12	10/29/2005	at DAL	W 2-2	
Shots Faced				
14	10/29/2005	at DAL	W 2-2	
Goals Allowed				
4	09/25/2002	at DAL	L 2-4	
4	10/05/2002	at LA	L 0-4	

COLORADO RAPIDS

TEAM LOW GAMES (2013)

Shots				
4	05/11/2013	at CLB	W 2-0	
Shots on Goal				
0	10/09/2013	at SJ	L 0-1	
Fouls Committed				
8	07/04/2013	vs. NY	W 2-0	
8	08/11/2013	at CHV	T 1-1	
Fouls Suffered				
6	09/14/2013	vs. DAL	W 2-1	
Corner Kicks				
0	03/16/2013	at RSL	T 1-1	
0	10/27/2013	at VAN	L 0-3	
Offside				
0	9 times			
Saves				
0	03/30/2013	vs. POR	T 2-2	
0	06/01/2013	vs. DAL	T 2-2	
0	06/23/2013	at POR	L 0-3	
Shots Faced				
1	07/04/2013	vs. NY	W 2-0	

TEAM POSTSEASON LOW GAMES (1996-2011)

Shots				
5	11/05/2006	at HOU	L 1-3	
Shots on Goal				
1	10/09/2002	vs. LA	L 0-1	
1	10/30/2011	vs. KC	L 0-2	
Fouls Committed				
6	11/13/2010	vs. SJ	W 1-0	
Fouls Suffered				
6	10/28/2010	vs. CLB	W 1-0	
Corner Kicks				
1	11/21/2010	at DAL	W 2-1	
Offside				
0	09/28/2002	vs. DAL	W 1-0	
0	10/22/2004	vs. LA	W 1-0	
0	11/06/2010	at CLB	W 1-2	
0	11/21/2010	at DAL	W 2-1	
Saves				
1	11/05/2006	at HOU	L 1-3	
1	11/13/2010	vs. SJ	W 1-0	
Shots Faced				
1	11/13/2010	vs. SJ	W 1-0	

2013 COLORADO RAPIDS STATISTICS (14-11-9, 51 pts.)

UNF	POS	PLAYER	GP	GS	MIN	G	A	SHT	SOG	FC	FS	OFF	CK	C	E
26	F	Deshorn Brown	31	24	2169	10	4	97	30	24	17	29	0	1	0
8	M	Dillon Powers	30	29	2457	5	6	27	11	29	62	1	72	4	0
9	F	Edson Buddle	24	19	1664	5	3	56	17	37	21	11	0	1	0
16	F	Atiba Harris	29	24	2012	5	1	51	16	52	43	12	0	2	1
24	M	Nathan Sturgis	25	23	2037	4	1	27	7	34	22	0	1	6	0
30	F	Gabriel Torres	7	5	507	3	1	15	4	2	5	4	0	0	0
3	D	Drew Moor	32	31	2793	3	0	18	6	17	24	0	0	1	1
12	M	Hendry Thomas	27	27	2301	2	1	33	5	59	35	0	0	7	0
7	F	Vicente Sanchez	8	7	623	1	4	12	5	10	11	1	10	0	0
2	M	Nick LaBrocca	24	16	1214	1	3	27	10	13	12	1	9	3	0
10	M	Martin Rivero	16	6	705	1	3	16	5	9	17	2	27	1	0
14	F	Tony Cascio	13	4	530	1	0	14	5	7	16	0	0	1	1
23	M	Jaime Castrillon	11	2	371	1	0	12	5	7	2	2	1	0	0
20	M	Jamie Smith	6	1	168	1	0	7	3	4	2	1	5	0	0
15	D	Christopher Klute	31	30	2696	0	7	5	2	26	4	3	0	2	0
11	D	Brian Mullan	16	15	1359	0	2	2	0	13	15	2	18	1	0
22	D	Marvell Wynne	28	27	2315	0	2	6	2	22	14	0	0	1	0
55	F	Danny Mwanga	13	5	556	0	1	9	4	6	8	0	0	0	0
19	F	*Andre Akpan	1	0	7	0	0	0	0	0	0	0	0	0	0
5	D	Diego Calderon	4	4	304	0	0	0	0	4	4	0	0	0	0
21	G	Steward Ceus	1	1	90	0	0	0	0	0	0	0	0	0	0
32	D	Brenton Griffiths	1	0	1	0	0	0	0	0	0	0	0	0	0
	F	Kevin Harbottle	4	4	269	0	0	3	0	1	1	0	7	1	0
13	F	Kamani Hill	6	2	188	0	0	5	0	5	1	1	0	0	0
31	G	Clint Irwin	32	31	2873	0	0	0	0	0	4	0	0	1	0
25	M	*Pablo Mastroeni	7	5	305	0	0	2	0	5	3	0	0	0	0
33	D	German Mera	13	6	577	0	0	7	0	7	0	0	0	2	0
27	D	Shane O'Neill	26	24	2196	0	0	8	4	28	24	1	0	6	1
18	G	Matt Pickens	2	2	97	0	0	0	0	0	1	0	0	0	0
17	M	Dillon Serna	1	0	13	0	0	1	0	1	0	0	0	0	0
6	D	Anthony Wallace	6	0	107	0	0	0	0	4	4	0	0	1	0
28	M	Davy Armstrong	0	0	0	0	0	0	0	0	0	0	0	0	0
99	F	Charles Eloundou	0	0	0	0	0	0	0	0	0	0	0	0	0
29	D	Kory Kindle	0	0	0	0	0	0	0	0	0	0	0	0	0
		Own-goals received				2									
		Team totals	34	34	3060	45	39	460	141	426	401	71	150	42	4
		Opponent totals	34	34	3060	38	35	395	142	401	426	77	138	47	4

GAME-WINNING GOALS: Edson Buddle 3, Atiba Harris 2, Deshorn Brown 2, Gabriel Torres 1

Hendry Thomas 1, Nathan Sturgis 1, Dillon Powers 1, Tony Cascio 1

GAME-WINNING ASSISTS: Vicente Sanchez 3, Edson Buddle 2, Dillon Powers 1, Danny Mwanga 1

Nick LaBrocca 1, Christopher Klute 1, Atiba Harris 1, Deshorn Brown 1

PENALTY KICK GOALS/ATTEMPTS: Deshorn Brown 1-2, Gabriel Torres 1-1, Hendry Thomas 1-1

COLORADO RAPIDS INDIVIDUAL GOALKEEPING

UNF	POS	GOALKEEPER	GP	GS	MIN	SHTS	SV	GA	GAA	PG	PA	W	L	T	SO
21	G	Steward Ceus	1	1	90	6	5	1	1.00	0	0	0	1	0	0
31	G	Clint Irwin	32	31	2873	132	91	35	1.10	6	8	14	9	9	10
18	G	Matt Pickens	2	2	97	4	2	2	1.86	0	0	0	1	0	0
		Team totals	34	34	3060	142	98	38	1.12	6	8	14	11	9	10
		Opponent totals	34	34	3060	141	94	45	1.32	3	4	11	14	9	8

* = Played with other teams in 2013. Only Colorado Rapids statistics listed here.

COLORADO RAPIDS 2013 SCHEDULE

DAY	DATE	OPPONENT	RESULT	ATT.	W-L-T	POS.	PTS	NOTES:
Sat.	Mar. 2	at FC Dallas	L 0-1	18,075	0-1-0	T3	0	DAL: Jackson (11)
Sun.	Mar. 10	Philadelphia	L 1-2	15,122	0-2-0	T8	0	COL: Smith (68); PHI: Okugo (34) McInerney (79)
Sat.	Mar. 16	at Real Salt Lake	T 1-1	20,370	0-2-1	T8	1	COL: Brown (37); RSL: Saborio (80)
Sat.	Mar. 23	at Los Angeles	L 0-1	19,936	0-3-1	T8	1	LA: Magee (50)
Sat.	Mar. 30	Portland	T 2-2	11,774	0-3-2	8	2	COL: Powers (18) Thomas (48); POR: W. Johnson (55,71)
Sat.	Apr. 6	Real Salt Lake	W 1-0	15,226	1-3-2	8	5	COL: Harris (5)
Sat.	Apr. 13	at Chivas USA	W 1-0	8,219	2-3-2	T3	8	COL: Brown (7)
Sat.	Apr. 20	Seattle	L 0-1	12,063	2-4-2	T6	8	SEA: Martins (27)
Sun.	Apr. 28	at Houston	T 1-1	19,839	2-4-3	8	9	COL: Moor (47+); HOU: Barnes (66)
Sat.	May 4	Toronto FC	W 1-0	12,658	3-4-3	5	12	COL: Buddle (86)
Sat.	May 11	at Columbus	W 2-0	11,269	4-4-3	T3	15	COL: Buddle (8) Powers (69)
Sat.	May 18	at San Jose	T 1-1	10,525	4-4-4	5	16	COL: Sturgis (26); SJ: Chavez (78)
Sat.	May 25	Chivas USA	W 2-0	18,204	5-4-4	4	19	COL: Harris (11) Sturgis (78)
Sat.	June 1	FC Dallas	T 2-2	17,551	5-4-5	T4	20	COL: Harris (56,64); DAL: Perez (61,66)
Sat.	June 15	San Jose	L 1-2	15,017	5-5-5	T5	20	COL: Sturgis (67); SJ: Lenhart (11) Cronin (52)
Wed.	June 19	at Chicago	L 1-2	11,349	5-6-5	7	20	COL: Brown (17); CHI: Magee (23) Berry (47)
Sun.	June 23	at Portland	L 0-3	20,674	5-7-5	7	20	POR: Piquionne (12) W. Johnson (45) R. Johnson (84)
Sat.	June 29	at Montreal	W 4-3	20,383	6-7-5	6	23	COL: Harris (24) Powers (59) Brown (77) Cascio (96+); MTL: Camara (38) Paponi (42,72)
Thu.	July 4	New York	W 2-0	18,359	7-7-5	T5	26	COL: Sturgis (47) Brown (68)
Sun.	July 7	D.C. United	T 0-0	14,739	7-7-6	6	27	
Wed.	July 17	New England	W 2-1	13,833	8-7-6	T5	30	COL: LaBrocca (62) own goal (67); NE: Toja (15)
Sat.	July 20	at Seattle	T 1-1	39,196	8-7-7	6	31	COL: Moor (60); SEA: Yedlin (65)
Sat.	July 27	Los Angeles	W 2-0	15,765	9-7-7	T2	34	COL: Thomas (41) Powers (47)
Sat.	Aug. 3	Real Salt Lake	T 2-2	16,814	9-7-8	T2	35	COL: Brown (9) Castrillon (70); RSL: Grabavoy (2) Saborio (21)
Sun.	Aug. 11	at Chivas USA	T 1-1	8,221	9-7-9	T2	36	COL: Rivero (80); CHV: Alvarez (5)
Sat.	Aug. 17	Vancouver	W 2-0	16,030	10-7-9	2	39	COL: Brown (36) Buddle (79)
Sat.	Aug. 31	at Sporting KC	L 1-2	19,579	10-8-9	T4	39	COL: Buddle (77); KC: Feilhaber (33) Zusi (88)
Sat.	Sept. 7	at Los Angeles	W 1-0	20,801	11-8-9	T4	42	COL: Buddle (75)
Sat.	Sept. 14	FC Dallas	W 2-1	13,145	12-8-9	3	45	COL: Sanchez (59) own goal (65); DAL: Ferreira (51)
Fri.	Sept. 20	at Portland	L 0-1	20,674	12-9-9	4	45	POR: Valeri (13)
Sat.	Oct. 5	Seattle	W 5-1	18,076	13-9-9	4	48	COL: Brown (1,31) Powers (10) Moor (41) Torres (91+); SEA: Johnson (63)
Wed.	Oct. 9	at San Jose	L 0-1	10,525	13-10-9	T4	48	SJ: Wondolowski (69)
Sat.	Oct. 19	Vancouver	W 3-2	18,103	14-10-9	T3	51	COL: Torres (41,77) Brown (51); VAN: Manneh (32) Sanvezzo (75)
Sun.	Oct. 27	at Vancouver	L 0-3	21,000	14-11-9	T5	51	VAN: Sanvezzo (43,74,84)



MLS CUP
PLAYOFFS • 2013

COLORADO RAPIDS

COLORADO RAPIDS – GAME-BY-GAME

#	Player	1	2	3	4	5	6	7	8	9	10	11	12	13	14	15	16	17	18	19	20	21	22	23	24	25	26	27	28	29	30	31	32	33	34
		DAL	PHI	RSL	LA	POR	RSL	CHV	SEA	HOU	TOR	CLB	SJ	CHV	DAL	SJ	CHI	POR	MTL	NY	DC	NE	SEA	LA	RSL	CHV	VAN	KC	LA	DAL	POR	SEA	SJ	VAN	VAN
		0-1	1-2	1-1	0-1	2-2	1-0	1-0	0-1	1-1	1-0	2-0	1-1	2-0	2-2	1-2	1-2	0-3	4-3	2-0	0-0	2-1	1-1	2-0	2-2	1-1	2-0	1-2	1-0	2-1	0-1	5-1	0-1	3-2	0-3
2	Nick Labrocca	82	25			82M	84M	45M	45M		58M	1	17				62F	74M	45M	30	90M	90M	35M	62M	15		64M		84M	17	5	45M	57M		
3	Drew Moor	90D	90D	90D	48D			45	90D	90D	90D	90D	90D	90D	90D	90D	90D	90D	90D	90D	90D	90D	90D	90D	90D	90D	90D	90D	90D	90D	90D	90D	90D	90D	
5	Diego Calderon	90D	90D	90D	34D																														
6	Anthony Wallace							17					10			30		30				16						4							
7	Kevin Harbottle	62F	90F	65M	52F																														
7	Vicente Sanchez																																		
8	Dillon Powers	75M	45M	90M	90M	90M	90M	90M	90M	90M	90M	90M		46	90M	45M	90M	90M	90M	90M	90M	57M	90M	90M	75M	75M	90M	90M	90M	90M	90M	90M	90M	90M	
9	Edson Buddle					61F	57F	73F			45	80F		90F	90F	90F	89F	77F	82F	72F	33	90F	56F		28	27	33	26		55M	31	85M	11	33	
10	Martin Rivero	90D	90D	90D	90D	90D	90D	90D	90D	90D	90D	90D	90D	90D	90D	90D	90D	90D	90D	90D	90D	90D	90D	90D	90D	90D	90D	90D	90D	90D	90D	90D	90D	90D	
11	Brian Mullan	90M	90M	90M	90M	90M	90M	90M	90M	90M	90M	90M	90M	90M	90M	90M	90M	90M	90M	90M	90M	90M	90M	90M	90M	90M	90M	90M	90M	90M	90M	90M	90M	90M	
12	Hendry Thomas	90M	90M	90M	90M	90M	90M	90M	90M	90M	90M	90M	90M	90M	90M	90M	90M	90M	90M	90M	90M	90M	90M	90M	90M	90M	90M	90M	90M	90M	90M	90M	90M	90M	
13	Kamani Hill	15				8		45	68F	45F			7				12	12	1	19				55	49M										
14	Tony Cascio	28	19	90F	63	72M	33		77M																										
15	Christopher Klute	90F	71F	90F	90F	29	90M	90M	90F	90F	90F	90F	90M	73M	90F	18F	90F	90M	71M	60M	45	90M	55	35M											
16	Atiba Harris																																		
17	Dillon Serna																																		
18	Matt Pickens																																		
19	Andre Akpan	7																																	
20	Jamie Smith	45	10					14	3	13	83M																								
21	Steward Ceus	90G																																	
22	Marvell Wynne	90D	90D	90D	90D	90D	90D	90D	90D	90D	90D	90D	90D	90D	90D	90D	90D	90D	90D	90D	90D	90D	90D	90D	90D	90D	90D	90D	90D	90D	90D	90D	90D	90D	
23	Jaime Castillon																																		
24	Nathan Sturgis																																		
25	Pablo Mastroeni	90M	8M					6		38	79M	90M	90M	90M	89M	90M	90M	90M	90M	90M	90M	90M	90M	90M	90M	90M	90M	90M	90M	90M	90M	90M	90M	90M	
26	Deshorn Brown	83F	90F	80F	90F	76F	87F			11	26	90F	90M	88F	65F	90M	90F	16	45	90M	87M	74F	77M	90M	90F	90M	70M	28	15	18	73F	83M	77M		
27	Shane O'Neill					38	90D	90D	90D	35	90D	90D	90D	89D	90D																				
28	Davy Armstrong																																		
29	Kory Kindie																																		
30	Gabriel Torres																																		
31	Clint Irwin																																		
32	Brenton Griffiths	83	90G	90G	90G	90G	90G	90G	90G	90G	90G	90G	90G	90G	90G	90G	90G	90G	90G	90G	90G	90G	90G	90G	90G	90G	90G	90G	90G	90G	90G	90G	90G	90G	
33	German Mera																																		
35	Danny Mwanga																																		
99	Charles Eloundou	18						90F	90M	90M	64F	73M	17	2	35		18	90D	90D	90D	90D	3	24	20	90D	45D									

"00" = 100 minutes played
F/M/D/G = starting position



MLS CUP
PLAYOFFS • 2013

COLORADO RAPIDS – GAME-BY-GAME LOG

COLORADO RAPIDS

Game #1	03/02/2013	COL 0 at DAL 1	L
Game #2	03/10/2013	COL 1 vs PHI 2	L
Game #3	03/16/2013	COL 1 at RSL 1	T
Game #4	03/23/2013	COL 0 at LA 1	L
Game #5	03/30/2013	COL 2 vs POR 2	T
Game #6	04/06/2013	COL 1 vs RSL 0	W
Game #7	04/13/2013	COL 1 at CHV 0	W
Game #8	04/20/2013	COL 0 vs SEA 1	L
Game #9	04/28/2013	COL 1 at HOU 1	T
Game #10	05/04/2013	COL 1 vs TOR 0	W
Game #11	05/11/2013	COL 2 at CLB 0	W
Game #12	05/18/2013	COL 1 at SU 1	T
Game #13	05/25/2013	COL 2 vs CHV 0	W
Game #14	06/01/2013	COL 2 vs DAL 2	T
Game #15	06/15/2013	COL 1 vs SU 2	L
Game #16	06/19/2013	COL 1 at CHI 2	L
Game #17	06/23/2013	COL 0 at POR 3	L
Game #18	06/29/2013	COL 4 at MTL 3	W
Game #19	07/04/2013	COL 2 vs NY 0	W
Game #20	07/07/2013	COL 0 vs DC 0	T
Game #21	07/17/2013	COL 2 vs NE 1	W
Game #22	07/20/2013	COL 1 at SEA 1	T
Game #23	07/27/2013	COL 2 vs LA 0	W
Game #24	08/03/2013	COL 2 vs RSL 2	T
Game #25	08/11/2013	COL 1 at CHV 1	T
Game #26	08/17/2013	COL 2 vs VAN 0	W
Game #27	08/31/2013	COL 1 at KC 2	L
Game #28	09/07/2013	COL 1 at LA 0	W
Game #29	09/14/2013	COL 2 vs DAL 1	W
Game #30	09/20/2013	COL 0 at POR 1	L
Game #31	10/05/2013	COL 5 vs SEA 1	W
Game #32	10/09/2013	COL 0 at SU 1	L
Game #33	10/19/2013	COL 3 vs VAN 2	W
Game #34	10/27/2013	COL 0 at VAN 3	L

Smith 1 (Brown 1) 68
Brown 1 (unassisted) 37

Powers 1 (Klute 1) 18; Thomas 1 (penalty kick) 48
Harris 1 (Buddle 1, Labbrocca 1) 5
Brown 2 (penalty kick) 7

Moor 1 (Powers 1) 47+
Buddle 1 (unassisted) 86
Buddle 2 (Harris 1, Mwanga 1) 8; Powers 2 (Brown 2) 69
Sturgis 1 (Rivero 1) 26
Harris 2 (Klute 2, Brown 3) 11; Sturgis 2 (Brown 4, Mulian 1) 78
Harris 3 (Wynne 1) 56; Harris 4 (Klute 3) 64
Sturgis 3 (Mulian 2, Rivero 2) 67
Brown 3 (unassisted) 17

Harris 5 (Powers 2) 24; Powers 3 (Sturgis 1) 59; Brown 4 (Klute 4) 77; Cascio 1 (unassisted) 96+
Sturgis 4 (unassisted) 47; Brown 5 (Klute 5) 68

Labbrocca 1 (Powers 3) 62; own goal (Goncalves) 67
Moor 2 (Labbrocca 2) 60
Thomas 2 (Powers 4) 41; Powers 4 (Buddle 2) 47
Brown 6 (Wynne 2) 9; Castillon 1 (Klute 6, Powers 5) 70
Rivero 1 (Klute 7) 80
Brown 7 (Sanchez 1) 36; Buddle 3 (Labbrocca 3) 79
Buddle 4 (unassisted) 77
Buddle 5 (Sanchez 2) 75
Sanchez 1 (unassisted) 59; own goal (Hedges) 65

Brown 8 (Torres 1) 1; Powers 5 (Sanchez 3) 10; Brown 9 (Powers 6) 31; Moor 3 (Thomas 1, Sanchez 4) 41;
Torres 1 (Rivero 3) 91+

Torres 2 (penalty kick) 41; Brown 10 (unassisted) 51; Torres 3 (Buddle 3) 77



MLS CUP
PLAYOFFS • 2013

COLORADO RAPIDS

COLORADO RAPIDS –CUP COMPETITIONS – GAME-BY-GAME

#	Player	U.S. OPEN CUP	
		3R	ORLC
		1-3	
2	Nick LaBrocca	72M	
3	Drew Moor		
5	Diego Calderon		
6	Anthony Wallace	90D	
7	Kevin Harbottle	58M	
8	Dillon Powers	90M	
9	Edson Buddle		
10	Martin Rivero		
11	Brian Mullan		
12	Hendry Thomas		
13	Kamani Hill	66F	
14	Tony Cascio	90M	
15	Christopher Klute		
16	Atiba Harris	18	
17	Dillon Serna		
18	Matt Pickens		
19	Andre Akpan		
20	Jamie Smith		
21	Steward Ceus	56G	
22	Marvell Wynne	90D	
23	Jaime Castillon		
24	Nathan Sturgis		
25	Pablo Mastroeni		
26	Deshorn Brown	24	
27	Shane O'Neill	90D	
28	Davy Armstrong		
29	Kory Kindle	34	
31	Clint Irwin		
32	Brenton Griffiths		
55	Danny Mwanga	90F	
	German Mera	90D	
U.S. OPEN CUP			
3R	05/28/2013	COL 1 at ORLC	3 L Hill (unassisted) 18



2013 RECORD

	GP	W-L-T	PTS	GF	GA
Dynamo	34	14-11-9	51	41	41

RECORD at BBVA COMPASS STADIUM

	GP	W-L-T	PTS	GF	GA
	17	9-4-4	31	24	17

RECORD on road

	GP	W-L-T	PTS	GF	GA
	17	5-7-5	20	17	24

RECORD at the half

	W	L	T
LEADING	7	0	2
TIED	6	6	5
TRAILING	1	5	2

RECORD with the first goal

	W	L	T
SCORING	13	0	3
CONCEDING	1	11	4

TEAM COMPARISONS

	FOR	AGAINST
GOALS SCORED	1.21 (14th)	1.21 (6th)
TOTAL SHOTS	13.85 (5th)	12.56 (6th)
SHOTS ON GOAL	4.21 (13th)	4.00 (6th)
SHOOTING ACCURACY	30.4% (19th)	31.9% (7th)
SCORING %AGE	8.7% (16th)	9.6% (6th)
FOULS	10.94 (18th)	11.09 (2nd)
CORNER KICKS	5.94 (2nd)	4.97 (10th)
OFFSIDE	2.03 (13th)	2.38 (14th)

GOALS SCORED IN GAME

GP	0	1	2	3	4+	TOT	AVG
34	11	12	7	2	2	41	1.21

GOALS ALLOWED IN GAME

GP	0	1	2	3	4+	TOT	AVG
34	9	16	5	2	2	41	1.21

GOALS BY INTERVALS

	TOT	0-15	16-30	31-45+	46-60	61-75	76-90+
FOR	41	3	7	6	6	5	14
AGAINST	41	3	2	9	10	12	5

WHERE THE GOALS COME FROM

	FOR	AGAINST
GOALS SCORED	41	41
MINUTES PER GOAL	75	75

HOW SCORED

RIGHT FOOT	21	22
LEFT FOOT	11	11
HEADERS	9	8
OTHER	0	0

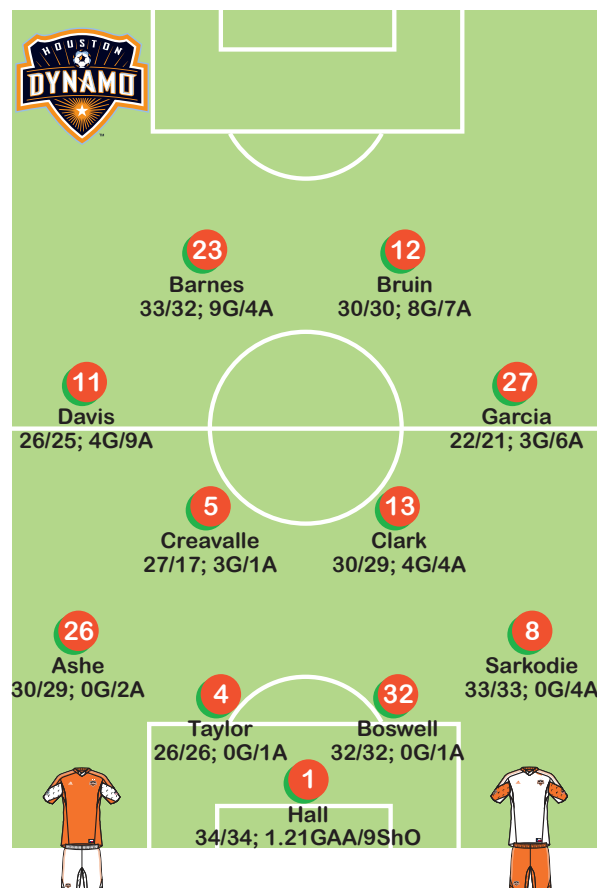
TYPE OF PLAY

OPEN PLAY	22	25
CROSS	6	4
CORNER	5	4
REBOUND	0	2
PENALTIES	3	2
DIRECT FROM FREE KICK	0	0
FREE KICK (INDIRECT)	4	2
OWN GOALS	1	2

DISTANCE

INSIDE GOAL AREA	8	10
INSIDE PENALTY AREA	26	26
OUTSIDE PENALTY AREA	7	5

PRIMARY TEAM





MLS CUP PLAYOFFS ★ 2013



HOUSTON DYNAMO

No.	Player	Pos	Ht	Wt	Birthdate	Birthplace	2013				CAREER			
							GP	GS	G	A	GP	GS	G	A
1	Tally Hall	G	6-4	205	05/12/1985	SeaTac, WA	34	34	0	0	106	106	0	1
Set Dynamo club record with 12 regular season shutouts in 2012. In fifth MLS season after starting career at Esbjerg fB in Denmark														
2	Eric Brunner	D	6-4	170	02/12/1986	Dublin, OH	13	9	0	0	97	86	6	2
Acquired from Portland in December 2012. 2009 Supporters' Shield winner with Columbus Crew. 2009 Crew Newcomer of the Year														
3	Calen Carr	F	6-0	150	10/04/1982	Oakland, CA	0	0	0	0	117	40	14	5
Speedy forward now in his third season with Houston. Began MLS career with Chicago Fire in 2006 out of Univ. of California														
4	Jermaine Taylor	D	5-10	195	01/14/1985	Portland, Jamaica	26	26	0	1	66	62	1	3
Experienced defender, an anchor at center back and a fixture for Jamaica national team (71 caps). Played for St. George's SC and Harbour View FC in homeland														
5	Warren Creavalle	M	6-0	165	08/14/1990	Brooklyn, NY	27	17	3	1	38	22	3	2
Offers depth in backline and central midfield. Selected by Houston in the second round of the 2012 MLS SuperDraft out of the University of Central Florida														
6	Mike Chabala	D	6-0	175	05/24/1984	Fresno, CA	4	1	0	0	77	58	2	9
Veteran defender and Dynamo original returned to Houston in 2013 after spending first six years of career with club														
7	Omar Cummings	F	5-10	165	07/13/1982	Old Harbor, Jamaica	11	1	0	0	159	115	39	27
Fast, experienced forward acquired in December 2012 from Colorado. Jamaica international adds formidable presence to forward corps														
8	Kofi Sarkodie	D	5-8	165	03/22/1991	Huber Heights, OH	33	33	0	4	50	47	0	5
Selected by Dynamo with No. 7 pick of 2011 MLS SuperDraft and became a fixture on U.S. U-23 national team														
9	Bryan Salazar	F	5-9	155	10/17/1994	Houston, TX	0	0	0	0	0	0	0	0
Quick, creative, explosive attacking player who has progressed up from the Dynamo junior academy to the competitive teams														
10	Alexander Lopez	M	5-9	155	05/06/1992	Tegucigalpa, Honduras	2	1	0	1	2	1	0	1
Joined the Dynamo in August from C.D. Olimpia of Honduras														
11	Brad Davis	M	5-11	175	11/08/1981	St. Charles, MO	26	25	4	9	313	271	47	101
An original Dynamo player and the club's all-time leader in games, starts, and assists. Set career-high with 16 assists in 2011 and was MLS MVP runner-up.														
12	Will Bruin	F	6-2	194	10/24/1989	St. Louis, MO	30	30	8	7	87	82	25	12
Powerful forward set club record with 16 goals in all competitions in 2012 and made U.S. national team debut in January 2013														
13	Ricardo Clark	M	5-10	160	02/10/1983	Atlanta, GA	30	29	4	4	222	208	19	16
Original Dynamo player and key player in central midfield who returned to Houston after a two-year stint in Europe. Tenacious tackler and talented long-range shooter														
14	Jason Johnson	F	6-0	180	10/09/1990	Happy News, Jamaica	13	4	1	0	13	4	1	0
Scored first MLS goal against New York Red Bulls on Sept. 8. Made full international debut for Jamaica on Feb. 10, 2010 against Argentina														
15	Cam Weaver	F	6-4	195	06/10/1983	Tacoma, WA	22	6	2	0	90	42	13	5
In his fifth MLS season, acquired by Houston from San Jose during 2009														
17	Servando Carrasco	M	5-10	170	08/13/1988	Coronado, CA	22	13	1	1	43	22	1	1
Young central midfielder acquired via trade with Seattle Sounders FC on Sept. 13. Played four years at Univ. of California-Berkeley														
19	Alex Dixon	M	5-8	150	02/07/1990	Bay City, TX	2	0	0	0	13	1	1	0
Signed as a Home Grown Player before the start of the 2011 season. Played three seasons at the University of North Carolina.														
20	Andrew Driver	M	5-9	152	11/20/1987	Saddleworth, Oldham, England	26	20	3	1	26	20	3	1
Versatile midfielder who joined club on loan from Scottish club Heart of Midlothian, where he made 168 appearances in seven years with the club														
21	Anthony Arena	D	5-11	170	08/03/1990	Kenmore, WA	1	0	0	0	1	0	0	0
Versatile defender who was selected in the 2013 Supplemental Draft out of Wake Forest Univ.														
22	Brian Ownby	F	6-0	160	07/16/1990	Glen Allen, VA	3	0	0	0	10	0	0	2
Hard-working outside midfielder selected by Houston in the first round of 2012 Supplemental Draft out of the Univ. of Virginia. U.S. youth international														
23	Giles Barnes	F	6-1	181	08/05/1988	London, England	33	32	9	4	37	33	9	4
Joined club on free transfer on August 29, 2012. Played seven seasons in England with Doncaster Rovers FC, West Bromwich Albion and Derby County														
24	Tyler Deric	G	6-3	195	08/30/1988	Houston, TX	0	0	0	0	3	3	0	0
First Dynamo Academy and second home-grown player in league history to be promoted to senior roster. Made first two MLS starts in October 2010														
25	Brian Ching	F	6-1	195	05/24/1978	Haleiwa, HI	14	0	0	1	233	170	82	34
An original Dynamo player and the team's all-time leading scorer who will retire following 2013. U.S. international, MLS Cup 2006 MVP, named to 2001 MLS Best XI.														
26	Corey Ashe	D	5-7	154	03/14/1986	Orange County, CA	30	29	0	2	190	135	1	15
Speedy left-footed player who has emerged as a top left back after converting from midfield in 2011. In his seventh MLS season, out of the Univ. of North Carolina														
27	Boniek Garcia	M	5-9	160	09/04/1984	Tegucigalpa, Honduras	22	21	3	6	39	38	7	12
Dynamic two-way midfielder who is a fixture for Honduran national team and was named Dynamo Players' Player of the Year in 2012														
28	Erich Marscheider	G	6-3	185	01/05/1993	Vienna, Austria	0	0	0	0	0	0	0	0
Signed with the Dynamo midway through the 2012 preseason, out of Colorado Rush youth soccer club														
32	Bobby Boswell	D	6-2	185	03/15/1983	Austin, TX	32	32	0	1	257	254	13	9
Now in his ninth MLS season, his sixth with the Dynamo. 2006 MLS Defender of the Year and best XI honoree while with D.C. United														

HEAD COACH : Dominic Kinnear

07/26/1967

W128 L87 T101

HOUSTON DYNAMO PLAYOFF HISTORY

vs. Team	No. of Series	Series W-L	GP	W-L-T	OT	ShO	GF	GA	Last Mtg.	Round	Series Result
Chicago	1	1-0	1	1-0-0	0-0-0	0-0	2	1	2012	Wild Card	Won 1 games to 0
Chivas USA	1	1-0	2	1-1-0	0-0-0	0-0	3	2	2006	Quarterfinals	Won Series Tie-Breaker
Colorado	1	1-0	1	1-0-0	0-0-0	0-0	3	1	2006	Semifinals	Won 1 games to 0
D.C. United	1	1-0	2	1-0-1	0-0-0	0-0	4	2	2012	Semifinals	Won 1 games to 0
FC Dallas	1	1-0	2	1-1-0	1-0-0	0-0	4	2	2007	Quarterfinals	Won Series Tie-Breaker
Kansas City	3	3-0	4	3-1-0	0-0-0	0-0	6	1	2012	Quarterfinals	Won Series Tie-Breaker
Los Angeles	3	0-3	3	0-3-0	0-1-0	0-0	1	6	2012	MLS Cup '12	Lost MLS Cup '12
New England	2	2-0	2	2-0-0	1-0-0	1-0	3	2	2007	MLS Cup '07	Won MLS Cup '07
New York	1	0-1	2	0-1-1	0-0-0	0-0	1	4	2008	Quarterfinals	Lost 1 games to 0
Philadelphia	1	1-0	2	2-0-0	0-0-0	0-0	3	1	2011	Quarterfinals	Won 2 games to 0
Seattle	1	1-0	2	1-0-1	1-0-0	0-0	1	0	2009	Quarterfinals	Won 1 games to 0
TOTALS	16	12-4	23	13-7-3	3-1-0	1-0	31	22			

HOUSTON DYNAMO – ALL-TIME POSTSEASON RESULTS

DATE	OPPONENT	RESULT	ATT.	W-L-T	RD.	GOALS:
10/22/2006	at Chivas USA	L 1-2	15,110	0-1-0	QTR	HOU: Ching (75); CHV: Razov (45) Palencia (68)
10/29/2006	Chivas USA	W 2-0	17,440	1-1-0	QTR	HOU: Davis (64) Ching (90)
11/05/2006	Colorado	W 3-1	23,107	2-1-0	SEM	HOU: Dalglish (10,21) Mullan (71); COL: Kirovski (4)
11/12/2006	at New England	W 1-1 (OT)	22,427	3-1-0	FIN	HOU: Ching (114); NE: Twellman (113)
10/27/2007	at FC Dallas	L 0-1	12,537	0-1-0	QTR	DAL: Goodson (23)
11/02/2007	FC Dallas	W 4-1 (OT)	30,088	1-1-0	QTR	HOU: Holden (66) Ching (72,97) Davis (100); DAL: Ruiz (14)
11/10/2007	Kansas City	W 2-0	30,972	2-1-0	SEM	HOU: Jaqua (35) De Rosario (81)
11/18/2007	at New England	W 2-1	39,859	3-1-0	FIN	HOU: Ngwenya (61) De Rosario (74); NE: Twellman (20)
11/01/2008	at New York	T 1-1	11,578	0-0-1	QTR	HOU: Kamara (85); NY: Angel (48)
11/09/2008	New York	L 0-3	30,053	0-1-1	QTR	NY: Richards (25) Angel (36) Wolyniec (81)
10/29/2009	at Seattle	T 0-0	35,807	0-0-1	QTR	
11/08/2009	Seattle	W 1-0 (OT)	27,465	1-0-1	QTR	HOU: Ching (96)
11/13/2009	at Los Angeles	L 0-2 (OT)	25,373	1-1-1	SEM	LA: Berhalter (103) Donovan (109)
10/30/2011	at Philadelphia	W 2-1	18,539	1-0-0	QTR	HOU: Hainault (5) Carr (30); PHI: Le Toux (7)
11/03/2011	Philadelphia	W 1-0	24,749	2-0-0	QTR	HOU: Ching (45)
11/06/2011	at Sporting KC	W 2-0	20,839	3-0-0	SEM	HOU: Hainault (53) Costly (87)
11/20/2011	at Los Angeles	L 0-1	30,281	3-1-0	FIN	
10/31/2012	at Chicago	W 2-1	10,923	1-0-0	WC	HOU: Bruin (12,46); CHI: Alex (83)
11/04/2012	Sporting KC	W 2-0	20,689	2-0-0	QTR	HOU: Moffat (18) Bruin (75)
11/07/2012	at Sporting KC	L 0-1	20,894	2-1-0	QTR	KC: Sinovic (64)
11/11/2012	D.C. United	W 3-1	22,101	3-1-0	SEM	HOU: Hainault (51) Bruin (68) Sarkodie (81); DC: DeLeon (27)
11/18/2012	at D.C. United	T 1-1	20,015	3-1-1	SEM	HOU: Garcia (33); DC: Boskovic (83)
12/01/2012	at Los Angeles	L 1-3	30,510	3-2-1	FIN	HOU: Carr (44); LA: Gonzalez (60) Donovan (65) Keane (94+)

CAREER POSTSEASON STATISTICS FOR CURRENT HOUSTON DYNAMO PLAYERS

UNF	POS	PLAYER	GP	GS	MIN	G	A	SHT	SOG	PKG	PKA	SKG	SKA	FC	FS	OFF	CK	C	E
26	F-M	Corey Ashe	13	10	999	0	0	5	0	0	0	0	0	5	18	2	0	1	0
23	M	Giles Barnes	3	0	90	0	0	3	0	0	0	0	0	0	2	0	0	0	0
32	D	Bobby Boswell	20	19	1824	0	0	2	0	0	0	0	0	19	14	0	0	3	0
12	F	Will Bruin	9	6	528	4	1	18	8	0	0	0	0	6	2	3	0	0	0
2	D	Eric Brunner	3	3	300	0	0	3	1	0	0	1	1	1	4	0	0	0	0
3	F	Calen Carr	13	9	684	2	4	23	10	0	0	0	0	18	17	9	0	2	0
6	D	Mike Chabala	2	2	210	0	0	0	0	0	0	0	0	5	0	1	0	2	0
25	F	Brian Ching	26	20	1886	8	2	52	28	0	0	1	1	38	50	21	1	0	0
13	M	Ricardo Clark	19	19	1746	1	1	31	12	0	0	0	0	49	38	3	0	6	0
5	M	Warren Creavalle	1	0	2	0	0	0	0	0	0	0	0	0	0	0	0	0	0
7	F	Omar Cummings	7	7	601	1	2	25	7	0	0	0	0	2	9	6	0	0	0
11	M	Brad Davis	22	21	1903	2	8	33	13	1	1	0	1	26	34	4	79	2	0
27	M	Boniek Garcia	6	6	540	1	1	3	2	0	0	0	0	9	7	2	2	1	0
8	D	Kofi Sarkodie	6	6	527	1	0	3	3	0	0	0	0	6	4	0	0	1	0
4	D	Jermaine Taylor	6	5	466	0	0	2	1	0	0	0	0	2	1	0	0	0	0
15	F	Cam Weaver	5	0	51	0	0	2	0	0	0	0	0	5	1	2	0	0	0
UNF	POS	GOALKEEPER	GP	GS	MIN	SHTS	SV	GA	GAA	PKG	PKA	SKG	SKA	W	L	T	SO		
1	GK	Tally Hall	10	10	900	7	37	9	0.90	2	2	0	0	6	3	1	3		

ALL-TIME HOUSTON DYNAMO POSTSEASON STATISTICS (12-7-4, 40 PTS.)

PLAYER	GP	GS	MIN	G	A
Brian Ching	20	16	1520	7	2
Will Bruin	9	6	528	4	1
Andre Hainault	10	9	905	3	0
Brad Davis	22	21	1903	2	8
Dwayne De Rosario	10	10	948	2	4
Calen Carr	8	8	550	2	2
Paul Dalglish	4	4	307	2	0
Brian Mullan	13	13	1219	1	3
Joseph Ngwenya	4	2	229	1	2
Boniek Garcia	6	6	540	1	1
Stuart Holden	11	4	542	1	1
Adam Moffat	10	10	816	1	1
Carlo Costly	4	0	64	1	0
Nate Jaqua	6	4	363	1	0
Kei Kamara	2	1	78	1	0
Kofi Sarkodie	6	6	527	1	0
Craig Waibel	8	8	663	0	3
Luiz Camargo	7	5	480	0	2
Ricardo Clark	13	13	1206	0	1
Ryan Cochrane	7	5	538	0	1
Alejandro Moreno	4	0	83	0	1
Richard Mulrooney	6	6	570	0	1
Eddie Robinson	11	10	984	0	1
Corey Ashe	13	10	999	0	0
Giles Barnes	3	0	90	0	0
Wade Barrett	11	11	1035	0	0
Bobby Boswell	15	15	1410	0	0
Geoff Cameron	8	7	697	0	0
Mike Chabala	2	2	210	0	0
Colin Clark	1	0	12	0	0
Warren Creavalle	1	0	2	0	0
Danny Cruz	4	4	290	0	0
Kelly Gray	1	0	18	0	0
Tally Hall	10	10	900	0	0
Macoumba Kandji	5	2	280	0	0
Luis Angel Landin	3	0	98	0	0
Dominic Oduro	3	3	232	0	0
Pat Onstad	13	13	1290	0	0
Adrian Serioux	4	4	383	0	0
Jermaine Taylor	6	5	466	0	0
Je-Vaughn Watson	3	0	64	0	0
Cam Weaver	5	0	51	0	0
Team totals	23	23	2190	31	35
Opponent totals	23	23	2190	22	19

DYNAMO INDIVIDUAL GOALKEEPING

GOALKEEPER	GP	GS	SV	GA	GAA	SO
Tally Hall	10	10	37	9	0.90	3
Pat Onstad	13	13	32	13	0.91	4
Team totals	23	23	69	22	0.90	7
Opponent totals	23	23	84	31	1.27	6

HOUSTON DYNAMO INDIVIDUAL HIGH GAMES (2013)

Goals				
2	5 times			
Assists				
2	Will Bruin	05/08/2013	at DC	W 4-0
2	Boniek Garcia	08/03/2013	vs. CLB	W 3-1
2	Brad Davis	08/17/2013	vs. SEA	W 3-1
Shots				
8	Giles Barnes	09/21/2013	vs. CHV	W 5-1
8	Giles Barnes	10/04/2013	vs. MTL	W 1-0
Shots on Goal				
5	Giles Barnes	09/21/2013	vs. CHV	W 5-1
Fouls Committed				
5	Adam Moffat	03/23/2013	vs. VAN	W 2-1
Fouls Suffered				
6	Ricardo Clark	05/12/2013	vs. KC	L 0-1
Offside				
4	Boniek Garcia	09/21/2013	vs. CHV	W 5-1
Saves				
8	Tally Hall	06/19/2013	at MTL	L 0-2
Shots Faced				
10	Tally Hall	06/19/2013	at MTL	L 0-2
Goals Allowed				
5	Tally Hall	08/24/2013	at MTL	L 0-5

HOUSTON DYNAMO INDIVIDUAL POSTSEASON HIGH GAMES (2006-2012)

Goals				
2	Paul Dalglish	11/05/2006	vs. COL	W 3-1
2	Brian Ching	11/02/2007	vs. DAL	W 4-1
2	Will Bruin	10/31/2012	at CHI	W 2-1
Assists				
2	Brad Davis	11/05/2006	vs. COL	W 3-1
2	Joseph Ngwenya	11/02/2007	vs. DAL	W 4-1
Shots				
7	Will Bruin	11/11/2012	vs. DC	W 3-1
Shots on Goal				
4	Brian Ching	11/02/2007	vs. DAL	W 4-1
Fouls Committed				
6	Brad Davis	11/12/2006	at NE	W 1-1
6	Dwayne De Rosario	11/01/2008	at NY	T 1-1
Fouls Suffered				
8	Dwayne De Rosario	10/29/2006	vs. CHV	W 2-0
Offside				
4	Brian Ching	11/12/2006	at NE	W 1-1
Saves				
10	Tally Hall	10/30/2011	at PHI	W 2-1
Shots Faced				
11	Tally Hall	10/30/2011	at PHI	W 2-1
Goals Allowed				
3	Pat Onstad	11/09/2008	vs. NY	L 0-3
3	Tally Hall	12/01/2012	at LA	L 1-3

TEAM HIGH GAMES (2013)

Goals				
5	09/21/2013	vs. CHV	W 5-1	
Assists				
5	05/08/2013	at DC	W 4-0	
Shots				
20	05/18/2013	vs. NE	L 0-2	
20	07/06/2013	vs. PHI	W 1-0	
20	10/20/2013	vs. NY	L 0-3	
Shots on Goal				
10	09/21/2013	vs. CHV	W 5-1	
Fouls Committed				
18	09/14/2013	at PHI	W 1-0	
Fouls Suffered				
25	05/12/2013	vs. KC	L 0-1	
Corner Kicks				
12	07/27/2013	vs. CHI	T 1-1	
12	10/04/2013	vs. MTL	W 1-0	
Offside				
6	09/21/2013	vs. CHV	W 5-1	
Saves				
8	06/19/2013	at MTL	L 0-2	
Shots Faced				
10	06/19/2013	at MTL	L 0-2	
Goals Allowed				
5	08/24/2013	at MTL	L 0-5	

TEAM POSTSEASON HIGH GAMES (2006-2012)

Goals				
4	11/02/2007	vs. DAL	W 4-1	
Assists				
6	11/05/2006	vs. COL	W 3-1	
Shots				
24	11/02/2007	vs. DAL	W 4-1	
Shots on Goal				
13	11/02/2007	vs. DAL	W 4-1	
Fouls Committed				
24	11/12/2006	at NE	W 1-1	
Fouls Suffered				
23	10/22/2006	at CHV	L 1-2	
23	10/27/2007	at DAL	L 0-1	
23	11/02/2007	vs. DAL	W 4-1	
Corner Kicks				
10	10/29/2006	vs. CHV	W 2-0	
10	11/12/2006	at NE	W 1-1	
Offside				
8	11/02/2007	vs. DAL	W 4-1	
Saves				
10	10/30/2011	at PHI	W 2-1	
Shots Faced				
11	10/30/2011	at PHI	W 2-1	
Goals Allowed				
3	11/09/2008	vs. NY	L 0-3	
3	12/01/2012	at LA	L 1-3	

HOUSTON DYNAMO

TEAM LOW GAMES (2013)

Shots				
7	04/20/2013	at TOR	T 1-1	
Shots on Goal				
1	05/26/2013	at KC	T 1-1	
Fouls Committed				
4	07/06/2013	vs. PHI	W 1-0	
Fouls Suffered				
2	05/05/2013	at LA	W 1-0	
Corner Kicks				
1	09/14/2013	at PHI	W 1-0	
Offside				
0	03/02/2013	vs. DC	W 2-0	
0	03/23/2013	vs. VAN	W 2-1	
0	06/19/2013	at MTL	L 0-2	
0	08/24/2013	at MTL	L 0-5	
Saves				
0	03/02/2013	vs. DC	W 2-0	
0	07/13/2013	at NE	W 2-1	
Shots Faced				
0	03/02/2013	vs. DC	W 2-0	

TEAM POSTSEASON LOW GAMES (2006-2012)

Shots				
3	11/07/2012	at KC	L 0-1	
Shots on Goal				
1	11/20/2011	at LA	L 0-1	
1	11/07/2012	at KC	L 0-1	
Fouls Committed				
8	10/27/2007	at DAL	L 0-1	
Fouls Suffered				
4	10/29/2009	at SEA	T 0-0	
Corner Kicks				
0	11/07/2012	at KC	L 0-1	
Offside				
0	10/29/2006	vs. CHV	W 2-0	
0	11/07/2012	at KC	L 0-1	
Saves				
0	11/10/2007	vs. KC	W 2-0	
Shots Faced				
0	11/10/2007	vs. KC	W 2-0	

2013 HOUSTON DYNAMO STATISTICS (14-11-9, 51 pts.)

UNF	POS	PLAYER	GP	GS	MIN	G	A	SHT	SOG	FC	FS	OFF	CK	C	E
23	F	Giles Barnes	33	32	2561	9	4	94	29	26	35	19	2	2	0
12	F	Will Bruin	30	30	2596	8	7	98	30	24	19	8	0	0	0
11	M	Brad Davis	26	25	2204	4	9	39	19	27	35	5	115	2	1
13	M	Ricardo Clark	30	29	2517	4	4	46	11	36	51	3	0	2	0
27	M	Boniek Garcia	22	21	1899	3	6	18	5	27	35	7	45	4	0
5	M	Warren Creavalle	27	17	1629	3	1	22	7	22	17	0	0	3	0
20	M	Andrew Driver	26	20	1694	3	1	24	11	25	9	3	26	5	0
16	M	*Adam Moffat	26	24	1947	3	1	28	4	23	15	2	14	3	0
15	F	Cam Weaver	22	6	709	2	0	21	5	22	15	8	0	1	0
17	M	Servando Carrasco (TOT)	22	13	1256	1	1	13	2	30	18	1	0	2	0
17	M	Servando Carrasco (HOU)	3	0	26	0	0	0	0	4	0	0	0	0	0
14	F	Jason Johnson	13	4	428	1	0	17	9	8	8	2	0	0	0
8	D	Kofi Sarkodie	33	33	2948	0	4	12	2	38	24	2	0	7	0
26	D	Corey Ashe	30	29	2585	0	2	6	1	14	25	1	0	4	0
32	D	Bobby Boswell	32	32	2830	0	1	16	3	29	15	1	0	3	1
25	F	Brian Ching	14	0	232	0	1	5	2	7	3	3	0	1	0
10	M	Alexander Lopez	2	1	88	0	1	1	1	0	0	0	0	0	0
4	D	Jermaine Taylor	26	26	2142	0	1	8	0	20	12	2	0	2	1
21	D	Anthony Arena	1	0	70	0	0	0	0	0	0	0	0	0	0
2	D	Eric Brunner	13	9	889	0	0	2	0	8	9	1	0	1	0
17	M	Luiz Camargo	7	0	108	0	0	1	0	6	6	1	0	2	0
6	D	Mike Chabala	4	1	158	0	0	2	0	0	1	0	0	0	0
7	F	Omar Cummings	11	1	190	0	0	8	3	4	3	1	0	0	0
19	M	Alex Dixon	2	0	19	0	0	0	0	0	0	0	0	0	0
1	G	Tally Hall	34	34	3060	0	0	0	0	1	5	0	0	0	0
22	F	Brian Ownby	3	0	52	0	0	3	1	1	1	0	0	0	0
3	F	Calen Carr	0	0	0	0	0	0	0	0	0	0	0	0	0
24	G	Tyler Deric	0	0	0	0	0	0	0	0	0	0	0	0	0
28	G	Erich Marscheider	0	0	0	0	0	0	0	0	0	0	0	0	0
9	F	Bryan Salazar	0	0	0	0	0	0	0	0	0	0	0	0	0
		Own-goals received				1									
		Team totals	34	34	3060	41	43	471	143	372	377	69	202	40	3
		Opponent totals	34	34	3060	41	34	427	141	377	372	81	169	47	2

GAME-WINNING GOALS: Ricardo Clark 3, Will Bruin 3, Giles Barnes 3, Adam Moffat 1, Andrew Driver 1
Brad Davis 1, Warren Creavalle 1

GAME-WINNING ASSISTS: Boniek Garcia 4, Brad Davis 3, Giles Barnes 3, Ricardo Clark 2

Jermaine Taylor 1, Kofi Sarkodie 1, Adam Moffat 1, Will Bruin 1

Bobby Boswell 1

PENALTY KICK GOALS/ATTEMPTS: Boniek Garcia 2-2, Brad Davis 1-2, Giles Barnes 0-1

HOUSTON DYNAMO INDIVIDUAL GOALKEEPING

UNF	POS	GOALKEEPER	GP	GS	MIN	SHTS	SV	GA	GAA	PG	PA	W	L	T	SO
1	G	Tally Hall	34	34	3060	141	95	41	1.21	2	4	14	11	9	9
		Team totals	34	34	3060	141	95	41	1.21	2	4	14	11	9	9
		Opponent totals	34	34	3060	143	97	41	1.21	3	5	11	14	9	11

* = Played with other teams in 2013. Only Houston Dynamo statistics listed here.

HOUSTON DYNAMO 2013 SCHEDULE

DAY	DATE	OPPONENT	RESULT	ATT.	W-L-T	POS.	PTS	NOTES:
Sat.	Mar. 2	D.C. United	W 2-0	20,019	1-0-0	T1	3	HOU: own goal (80) R. Clark (89)
Sun.	Mar. 17	at FC Dallas	L 2-3	15,623	1-1-0	0	3	HOU: Driver (79) Davis (83); DAL: John (34) Jacobson (35) Cooper (90)
Sat.	Mar. 23	Vancouver	W 2-1	16,428	2-1-0	T3	6	HOU: Barnes (55) Creavalle (62); VAN: Mattocks (36)
Sat.	Mar. 30	San Jose	W 2-0	17,415	3-1-0	2	9	HOU: Bruin (17) Barnes (42)
Sat.	Apr. 6	at Portland	L 0-2	20,674	3-2-0	3	9	POR: R. Johnson (55,73)
Sun.	Apr. 14	Chicago	W 2-1	18,942	4-2-0	2	12	HOU: Bruin (26) Davis (81); CHI: Rolfe (29)
Sat.	Apr. 20	at Toronto FC	T 1-1	15,973	4-2-1	3	13	HOU: Creavalle (94+); TOR: Hall (58)
Sun.	Apr. 28	Colorado	T 1-1	19,839	4-2-2	T2	14	HOU: Barnes (66); COL: Moor (47+)
Sun.	May 5	at Los Angeles	W 1-0	20,071	5-2-2	T1	17	HOU: Driver (56)
Wed.	May 8	at D.C. United	W 4-0	10,116	6-2-2	0	20	HOU: Bruin (16,78) Barnes (28) Driver (88)
Sun.	May 12	Sporting KC	L 0-1	19,004	6-3-2	T2	20	KC: Collin (73)
Sat.	May 18	New England	L 0-2	22,039	6-4-2	T2	20	NE: Fagundez (51) own goal (84)
Sun.	May 26	at Sporting KC	T 1-1	20,876	6-4-3	0	21	HOU: Davis (46+); KC: Kamara (68)
Sat.	June 1	at Columbus	T 1-1	11,040	6-4-4	T3	22	HOU: Creavalle (31); CLB: Higuain (69)
Wed.	June 19	at Montreal	L 0-2	17,694	6-5-4	T3	22	MTL: Martins (14) Di Vaio (32)
Sat.	June 22	Toronto FC	T 0-0	22,039	6-5-5	T3	23	
Sun.	June 30	at New York	L 0-2	25,483	6-6-5	4	23	NY: Espindola (60) Steele (88)
Sat.	July 6	Philadelphia	W 1-0	21,300	7-6-5	5	26	HOU: R. Clark (59)
Sat.	July 13	at New England	W 2-1	14,357	8-6-5	5	29	HOU: Moffat (49,79); NE: Sene (55)
Sat.	July 27	Chicago	T 1-1	22,039	8-6-6	T5	30	HOU: Weaver (61); CHI: Magee (63)
Sat.	Aug. 3	Columbus	W 3-1	20,009	9-6-6	5	33	HOU: Davis (10) Bruin (31) Weaver (85); CLB: own goal (75)
Sat.	Aug. 10	at Real Salt Lake	L 0-1	19,402	9-7-6	5	33	RSL: Saborio (37)
Sat.	Aug. 17	Seattle	W 3-1	22,289	10-7-6	5	36	HOU: Barnes (17,21) Bruin (74); SEA: Joseph (65)
Sat.	Aug. 24	at Montreal	L 0-5	20,801	10-8-6	5	36	MTL: Di Vaio (35,70) Martins (37) Brovsky (58) Pisanu (91+)
Sun.	Sept. 1	at Chicago	T 1-1	17,808	10-8-7	0	37	HOU: Moffat (90); CHI: own goal (37)
Wed.	Sept. 4	at Columbus	L 0-2	14,360	10-9-7	0	37	CLB: Finley (47) Meram (74)
Sun.	Sept. 8	New York	L 1-4	18,501	10-10-7	T5	37	HOU: Johnson (18); NY: Alexander (14) Henry (47) Steele (58) Sam (88)
Sat.	Sept. 14	at Philadelphia	W 1-0	18,771	11-10-7	4	40	HOU: R. Clark (53)
Sat.	Sept. 21	Chivas USA	W 5-1	20,157	12-10-7	4	43	HOU: Barnes (39,54) Bruin (63) Garcia (79,91+); CHV: Avila (50)
Sat.	Sept. 28	at New England	T 1-1	21,297	12-10-8	4	44	HOU: Bruin (76); NE: Sene (64)
Fri.	Oct. 4	Montreal	W 1-0	19,892	13-10-8	3	47	HOU: R. Clark (6)
Wed.	Oct. 9	Sporting KC	T 0-0	16,433	13-10-9	3	48	
Sun.	Oct. 20	New York	L 0-3	22,345	13-11-9	T5	48	NY: Cahill (1) Sekagya (65) Wright-Phillips (75)
Sun.	Oct. 27	at D.C. United	W 2-1	13,731	14-11-9	T3	51	HOU: Garcia (11) Barnes (39); DC: Porter (27)



HOUSTON DYNAMO

HOUSTON DYNAMO – GAME-BY-GAME

#	Player	1	2	3	4	5	6	7	8	9	10	11	12	13	14	15	16	17	18	19	20	21	22	23	24	25	26	27	28	29	30	31	32	33	34
		DC	DAL	VAN	SJ	POR	CHI	TOR	COL	LA	DC	KC	NE	KC	CLB	MTL	TOR	NY	PHI	NE	CHI	CLB	RSL	SEA	MTL	CHI	CLB	NY	PHI	CHV	NE	MTL	KC	NY	DC
		2-0	2-3	2-1	2-0	0-2	2-1	1-1	1-1	1-0	4-0	0-1	0-2	1-1	1-1	0-2	0-0	0-2	1-0	2-1	1-1	3-1	0-1	3-1	5-0	1-1	0-2	1-4	1-0	5-1	1-1	1-0	0-0	0-3	2-1
1	Tally Hall	90G	90G	90G	90G	90G	90G	90G	90G	90G	90G	90G	90G	90G	90G	90G	90G	90G	90G	90G	90G	90G	90G	90G	90G	90G	90G	90G	90G	90G	90G	90G	90G	90G	90G
2	Eric Brunner																																		
3	Calen Carr	90D																																	
4	Jermaine Taylor	90D	90D		90D	90D	90D	62D			90D	90D	45D	10D		90D	90D	90D	90D	90D	90D	90D	90D	90D	45D	90D		90D	90D	90D	90D	90D	90D	90D	90D
5	Warren Creavalle	5	89M			26	19	49	23						9	90M	78M	74M	65M	90D	1	21	39	65M	51	66M	90D	90D	90D	90M	73M	90M	90M	66M	90M
6	Mike Chabala														45	6												27	80D						
7	Omar Cummings		1														21	16	25	69F									11	9		2	24	3	
8	Kofi Sarkodie	90D	81D	90D	90D	90D	90D	90D	90D	90D	90D	77D	90D	90D	90D	90D	90D	90D	90D																
9	Bryan Salazar																																		
10	Alexander Lopez																																		
11	Brad Davis	85M	90M		77M	90M	90M	45M	89M		89M	90M	75M	87M		90M																			
12	Will Bruin	90F	49F	79F	83F		75F	90F	90F	90F	89F	90F	90F	90F	90F	90F	90F	90F																	
13	Ricardo Clark	89M	90M	90M	90M	81M	90M	90M	86M	90M		90M	90M	90D	90D	87M	89M	90M	90M	90M	69M	51M	90M	39M			37	90M	90M	90F	81F	90F	79F	90F	84F
14	Jason Johnson										1	13		3	90M				14		11	12	25	10											
15	Cam Weaver		9	11	7	71F	4									30		21	89F	79F	9	16	17	24	90F	90F	79F	15	17	11	1	6	13		
16	Adam Moffat	90M	69M	90M	90M	64M	90M	41M		90M	90M	77M	47	90M	45M	69M	1	78M	90M	90M	90M	81M	90M	62M	90M	90M	53M								
17	Luiz Camargo	1		9				45	4		1				45	3																			
19	Servando Carrasco																																		
20	Alex Dixon																																		
21	Andrew Driver	21	90M	13	90M	71M	90M	67M	90M	90M	90M	90M	90M	90M	90M	90M	90M	90M	83M	90M	15M				8	80M	13	53M							
22	Anthony Arena																																		
23	Brian Ownby																																		
24	Giles Barnes	87F	90F	81M	70F	90F	86F	64F	78F	84F	37F		43F	81F	84M	90F	60F	78F	76F	89F	90F	81M	74F	73F	90F	77F	37	90M	72M	75F	90F	88F	89F	90F	77F
25	Tyler Deric																																		
26	Brian Ching	3	41	20	19	15			12	6	53	13	15		12		12			1															
27	Corey Ashe	90D	90D	90D	90D	90D	90D	90D	90D	90D	90D	90D	45D	90D	90D	90D	90D																		
28	Boniek Garcia	90M	90M		90M				90M	90M	90M	90M	90M	90M																					
32	Erich Marscheider																																		
32	Bobby Boswell	90D	90D	90D	90D	90D	90D	90D	90D	90D	90D	90D	40D																						

"00" = 100 minutes played
F/M/D/G = starting position

Played for other teams:
Servando Carrasco played 1230 minutes for SEA



HOUSTON DYNAMO – GAME-BY-GAME LOG

Game #1	03/02/2013	HOU 2 vs DC 0	W	own goal (Riley) 80; R. Clark 1 (Creavalle 1) 89
Game #2	03/17/2013	HOU 2 at DAL 3	L	Driver 1 (Sarkodie 1) 79; Davis 1 (unassisted) 83
Game #3	03/23/2013	HOU 2 vs VAN 1	W	Barnes 1 (R. Clark 1, Sarkodie 2) 55; Creavalle 1 (Bruin 1, Moffat 1) 62
Game #4	03/30/2013	HOU 2 vs SU 0	W	Bruin 1 (Garcia 1) 17; Barnes 2 (Davis 1) 42
Game #5	04/06/2013	HOU 0 at POR 2	L	
Game #6	04/14/2013	HOU 2 vs CHI 1	W	Bruin 2 (Davis 2) 26; Davis 2 (Sarkodie 3) 81
Game #7	04/20/2013	HOU 1 at TOR 1	T	Creavalle 2 (R. Clark 2, Driver 1) 94+
Game #8	04/28/2013	HOU 1 vs COL 1	T	Barnes 3 (unassisted) 66
Game #9	05/05/2013	HOU 1 at LA 0	W	Driver 2 (Barnes 1, Boswell 1) 56
Game #10	05/08/2013	HOU 4 at DC 0	W	Bruin 3 (Garcia 2) 16; Barnes 4 (Bruin 2) 28; Bruin 4 (Ching 1, Davis 3) 78; Driver 3 (Bruin 3) 88
Game #11	05/12/2013	HOU 0 vs KC 1	L	
Game #12	05/18/2013	HOU 0 vs NE 2	L	
Game #13	05/26/2013	HOU 1 at KC 1	T	Davis 3 (Bruin 4, Barnes 2) 46+
Game #14	06/01/2013	HOU 1 at CLB 1	T	Creavalle 3 (Sarkodie 4) 31
Game #15	06/19/2013	HOU 0 at MTL 2	L	
Game #16	06/22/2013	HOU 0 vs TOR 0	T	
Game #17	06/30/2013	HOU 0 at NY 2	L	
Game #18	07/06/2013	HOU 1 vs PHI 0	W	
Game #19	07/13/2013	HOU 2 at NE 1	W	R. Clark 2 (Taylor 1, Barnes 3) 59
Game #20	07/27/2013	HOU 1 vs CHI 1	T	Moffat 1 (unassisted) 49; Moffat 2 (R. Clark 3) 79
Game #21	08/03/2013	HOU 3 vs CLB 1	W	Weaver 1 (Davis 4, Ashe 1) 61
Game #22	08/10/2013	HOU 0 at RSL 1	L	Davis 4 (penalty kick) 10; Bruin 5 (Garcia 3) 31; Weaver 2 (Bruin 5, Garcia 4) 85
Game #23	08/17/2013	HOU 3 vs SEA 1	W	
Game #24	08/24/2013	HOU 0 at MTL 5	L	Barnes 5 (Bruin 6) 17; Barnes 6 (Davis 5) 21; Bruin 6 (Davis 6) 74
Game #25	09/01/2013	HOU 1 at CHI 1	T	Moffat 3 (Ashe 2) 90
Game #26	09/04/2013	HOU 0 at CLB 2	L	
Game #27	09/08/2013	HOU 1 vs NY 4	L	
Game #28	09/14/2013	HOU 1 at PHI 0	W	Johnson 1 (Lopez 1) 18
Game #29	09/21/2013	HOU 5 vs CHV 1	W	R. Clark 3 (Davis 7) 53
Game #30	09/28/2013	HOU 1 at NE 1	T	Barnes 7 (Davis 8) 39; Barnes 8 (R. Clark 4) 54; Bruin 7 (unassisted) 63; Garcia 1 (Bruin 7) 79; Garcia 2 (pen) 91+
Game #31	10/04/2013	HOU 1 vs MTL 0	W	Bruin 8 (Garcia 5) 76
Game #32	10/09/2013	HOU 0 vs KC 0	T	R. Clark 4 (Barnes 4, Garcia 6) 6
Game #33	10/20/2013	HOU 0 vs NY 3	L	
Game #34	10/27/2013	HOU 2 at DC 1	W	Garcia 3 (penalty kick) 11; Barnes 9 (Davis 9) 39



MLS CUP
PLAYOFFS • 2013

HOUSTON DYNAMO

HOUSTON DYNAMO –CUP COMPETITIONS – GAME-BY-GAME

#	Player	2012/13 CONCACAF CHAMPIONS LEAGUE				U.S. OPEN CUP				2013/14 CONCACAF CHAMPIONS LEAGUE				
		QF1 SANT	QF2 SANT			3R TUCS	4R DAL			Gp1 WCFC	Gp1 ARAU	Gp1 WCFC	Gp1 ARAU	
1	Tally Hall	90G	90G			2-0	0-3			90G	90G			90D
2	Eric Brunner									90D	90D			
3	Calen Carr													90D
4	Jermaine Taylor	90D	90D							90D	90M	90D	58M	14
5	Warren Creavalle	45M	75D							90M	90D	90D	90D	90D
6	Mike Chabala					90M	90D			90D	90D	79F	70F	74D
7	Omar Cummings						11					90D	90D	
8	Kofi Sarkodie	90D	90D			60F	90D							
9	Bryan Salazar													
10	Alexander Lopez									86M	77M	69M	90M	
11	Brad Davis	45	86M								11			
12	Will Bruin	90F	90F			62F	90D				13		20	
13	Ricardo Clark	83M	90M			90D	79F			86M	67F	90F	76M	
14	Jason Johnson		4			90F	19			90F	90F	90F	90F	
15	Cam Weaver													
16	Adam Moffat	90M	90M			17	90M			4	90M			
17	Luiz Camargo					83M								
17	Servando Carrasco												90M	90M
19	Alex Dixon													
20	Andrew Driver	7	15			90M	71M				45M			
21	Anthony Arena					30	90M			90M			90M	
22	Brian Ombry					90D								
23	Giles Barnes	70F	67F			90D				4				
24	Tyler Deric					18	90G			22			11	16
25	Brian Ching	20	23			72F	28						90G	90G
26	Corey Ashe	90D								68F				
27	Boniek Garcia	90M	90M								90D	45	21	
28	Erich Marscheider													
32	Bobby Boswell	90D	90D			90D	90D				90D	90D	90D	

CONCACAF CHAMPIONS LEAGUE 2012/13

QF1	03/05/2013	HOU 1 vs SANTOS	0	W	Davis (Ashe)	89
QF2	03/13/2013	HOU 0 at SANTOS	3	L		

U.S. OPEN CUP

3R	05/29/2013	HOU 2 vs TUCS	0	W		
4R	06/12/2013	HOU 0 at DAL	3	L	Dixon (Chabala)	26; Barnes (unassisted) 85

CONCACAF CHAMPIONS LEAGUE 2013/14

Gp1	08/20/2013	HOU 0 at WCONN	0	T		
Gp1	08/27/2013	HOU 2 vs ARAEU	1	W	Weaver (Ashe)	22; Weaver 2 (Davis) 77
Gp1	09/25/2013	HOU 2 vs WCONN	0	W	Johnson (unassisted) 39; Boswell (López)	51
Gp1	10/24/2013	HOU 0 at ARAEU	1	L		



2013 RECORD

	GP	W-L-T	PTS	GF	GA
Sporting	34	17-10-7	58	47	30

RECORD at SPORTING PARK

	GP	W-L-T	PTS	GF	GA
	17	9-5-3	30	29	15

RECORD on road

	GP	W-L-T	PTS	GF	GA
	17	8-5-4	28	18	15

RECORD at the half

	W	L	T
LEADING	7	2	0
TIED	5	4	7
TRAILING	2	5	2

RECORD with the first goal

	W	L	T
SCORING	12	4	3
CONCEDING	2	7	2

TEAM COMPARISONS

	FOR	AGAINST
GOALS SCORED	1.38 (10th)	0.88 (1st)
TOTAL SHOTS	14.74 (2nd)	8.85 (1st)
SHOTS ON GOAL	4.56 (6th)	2.88 (1st)
SHOOTING ACCURACY	30.9% (17th)	32.6% (8th)
SCORING %AGE	9.4% (11th)	10.0% (10th)
FOULS	15.03 (1st)	13.29 (16th)
CORNER KICKS	5.03 (8th)	3.94 (1st)
OFFSIDE	1.47 (18th)	3.82 (18th)

GOALS SCORED IN GAME

GP	0	1	2	3	4+	TOT	AVG
34	9	10	9	5	1	47	1.38

GOALS ALLOWED IN GAME

GP	0	1	2	3	4+	TOT	AVG
34	13	14	5	2	0	30	0.88

GOALS BY INTERVALS

	TOT	0-15	16-30	31-45+	46-60	61-75	76-90+
FOR	47	7	5	9	9	6	11
AGAINST	30	2	5	6	7	4	6

WHERE THE GOALS COME FROM

	FOR	AGAINST
GOALS SCORED	47	30
MINUTES PER GOAL	65	102

HOW SCORED

RIGHT FOOT	22	14
LEFT FOOT	10	10
HEADERS	14	6
OTHER	1	0

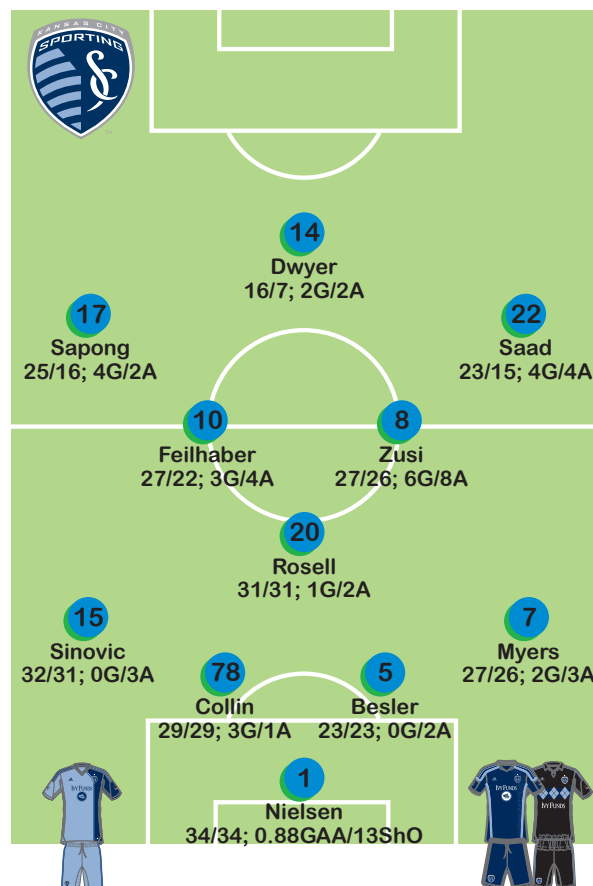
TYPE OF PLAY

OPEN PLAY	20	16
CROSS	11	6
CORNER	4	1
REBOUND	3	1
PENALTIES	4	1
DIRECT FROM FREE KICK	1	1
FREE KICK (INDIRECT)	3	4
OWN GOALS	1	0

DISTANCE

INSIDE GOAL AREA	5	5
INSIDE PENALTY AREA	37	21
OUTSIDE PENALTY AREA	5	4

PRIMARY TEAM





MLS CUP PLAYOFFS ★ 2013



SPORTING KANSAS CITY

No.	Player	Pos	Ht	Wt	Birthdate	Birthplace	2013				CAREER			
							GP	GS	G	A	GP	GS	G	A
1	Jimmy Nielsen	G	6-3	200	08/06/1977	Aalborg, Denmark	34	34	0	0	128	128	0	0
The 2012 MLS Goalkeeper of the Year, Best XI selection and a two-time MLS All-Star. In fourth MLS season after moving from hometown club AaB Aalborg														
2	Erik Palmer-Brown	D	6-1	175	04/24/1997	Napoleon, OH	0	0	0	0	0	0	0	0
Homegrown defender who was the youngest signing in club history and is the only player born in 1997 currently on a team's roster in MLS														
3	Ike Opara	D	6-2	180	02/21/1989	Durham, NC	18	15	3	0	53	37	6	0
A product of Wake Forest Univ. drafted by the San Jose Earthquakes in the 2010 MLS SuperDraft. Represented the USA at the 2009 FIFA U-20 World Cup.														
4	Kevin Ellis	D	5-9	160	06/30/1991	Kansas City, MO	2	1	0	0	2	1	0	0
Signed as a Homegrown Player in Feb. 2011. Product of Sporting Juniors academy who played collegiately at Barton County CC														
5	Matt Besler	D	6-0	170	02/11/1987	Kansas City, MO	23	23	0	2	126	121	2	6
The 2012 MLS Defender of the Year and Best XI selection. Selected in the first round of the 2009 MLS SuperDraft out of Notre Dame.														
6	Paulo Nagamura	M	5-8	154	03/02/1983	Sao Paulo, Brazil	17	17	0	1	201	180	10	16
Signed following the completion of the 2011 season from Chivas USA. Now in his ninth MLS season.														
7	Chance Myers	D	6-0	165	12/07/1987	Thousand Oaks, CA	27	26	2	3	116	91	2	12
Drafted with the first overall pick in the 2008 MLS SuperDraft out of UCLA. Recorded a career-high seven assists in 2012														
8	Graham Zusi	F	5-10	160	08/18/1986	Orlando, FL	27	26	6	8	123	91	17	31
MLS All-Star, Best XI selection and MLS MVP finalist in 2012 with five goals and an MLS-best 15 assists. A two-time NCAA champion at Maryland.														
9	Teal Bunbury	F	6-2	175	02/27/1990	Hamilton, Ontario, Canada	12	1	0	1	89	48	19	7
Starred at Univ. of Akron and won Hermann Trophy before being drafted in first round of the 2010 MLS SuperDraft. Debuted with U.S. national team in 2010														
10	Benny Feilhaber	M	5-9	160	01/19/1985	Rio de Janeiro, Brazil	27	22	3	4	79	68	8	13
Acquired from New England prior to the 2013 season. Played in the 2010 FIFA World Cup in South Africa and the 2008 Beijing Olympics with the USA.														
12	Mikey Lopez	M	5-8	160	02/20/1993	Dallas, TX	0	0	0	0	0	0	0	0
Drafted in the first round of the 2013 MLS SuperDraft after two seasons at the Univ. North Carolina. Member of the U.S. under-20 national team														
13	Lawrence Olum	M	6-2	185	07/10/1984	Nairobi, Kenya	20	9	1	1	42	19	1	1
Kenya native who played at Missouri Baptist Univ. Signed by the club in Sept. 2011 after five professional seasons in the USA in lower divisions														
14	Dom Dwyer	F	5-9	180	07/30/1990	Cuckfield, England	16	7	2	2	17	7	2	2
Second-year striker out of the Univ. of South Florida. Made his MLS debut Sept. 1, 2012 against Toronto. Won USL PRO title on loan with Orlando City FC														
15	Seth Sinovic	D	5-9	170	01/28/1987	Kansas City, MO	32	31	0	3	102	99	0	5
Now in third season with Sporting. Originally the second-round selection of the New England Revolution in the 2010 SuperDraft														
16	Claudio Bieler	F	5-11	170	03/01/1984	Vera, Santa Fe, Argentina	28	25	10	4	28	25	10	4
Designated Player acquired in 2013 from LDU Quito, where he won Copa Sudamericana and Copa Libertadores.														
17	C.J. Sapong	F	6-2	185	12/27/1988	Manassas, VA	25	16	4	2	90	62	18	9
Drafted in the first round of the 2011 MLS SuperDraft out of James Madison Univ. Named the 2011 MLS Rookie of the Year with five goals and five assists.														
18	Eric Kronberg	G	6-5	210	06/07/1983	Santa Rosa, CA	0	0	0	0	5	4	0	0
In his eighth MLS season after being drafted in the fourth-round of the 2006 MLS SuperDraft out of the Univ. of California														
19	Peterson Joseph	M	5-8	132	04/24/1990	Port-au-Prince, Haiti	23	14	0	0	34	18	0	1
A member of the Haiti national team since 2010. Began his pro career with Aigle Noir AC before moving to Portugal and Sporting de Braga and F.C. Vizela.														
20	Oriol Rosell	M	6-0	168	07/07/1992	Puig-Reig, Catalonia, Spain	31	31	1	2	36	32	2	2
Signed in July 2012 after spending six years at FC Barcelona, rising through the club's academy and playing for Barcelona B in Spain's second division														
21	Jon Kempin	G	6-1	170	04/08/1993	Overland Park, KS	0	0	0	0	0	0	0	0
Signed as the club's first Homegrown Player in August 2011.														
22	Soony Saad	F	5-10	165	08/17/1992	Dearborn, MI	23	15	4	4	36	17	5	5
Acquired by Sporting through an MLS lottery in 2011. Represented the USA at youth level, but made full international debut for Lebanon this year														
23	Federico Bessone	D	5-11	160	01/23/1984	Cordoba, Argentina	0	0	0	0	0	0	0	0
First season with Sporting Kansas City. Born in Córdoba, Argentina, spent four years as a youth player at Spanish club Barcelona, alongside Lionel Messi														
24	Mechack Jerome	D	5-10	165	04/21/1990	Liancourt, Haiti	10	8	0	1	10	8	0	1
A member of the Haiti national team since 2008. Played for the USL Austin Aztex in 2010 then Orlando City SC in 2011 and 2012														
25	Christian Duke	M	5-9	155	06/05/1991	Overland Park, KS	0	0	0	0	0	0	0	0
Played for the Sporting KC Academy beginning in June 2007 while attending Shawnee Mission South High School.														
27	Kyle Miller	M	5-9	160	05/12/1989	Ventura, CA	0	0	0	0	0	0	0	0
2012 MLS Supplemental Draft selection who played with Sporting KC Juniors and collegiately at Rockhurst Univ.														
31	Josh Gardner	M	5-10	168	09/14/1982	Brazosport, TX	8	2	0	1	57	40	3	6
Acquired prior to the 2013 season from Montreal. Has also played for LA Galaxy, Seattle Sounders FC and Columbus Crew in MLS.														
33	Brendan Ruiz	D	6-2	175	08/06/1993	Los Angeles, CA	0	0	0	0	0	0	0	0
The 20-year-old defender spent the last two years with the U-20 squad of Brazilian first division club Figuerense.														
37	Jacob Peterson	F	5-10	165	01/27/1986	Portage, MI	16	10	0	1	177	101	13	12
A two-time national champion at Indiana Univ. Selected by the Colorado Rapids in the 2006 MLS SuperDraft														
78	Aurelien Collin	D	6-2	169	03/08/1986	Enghien-les-Bains, France	29	29	3	1	81	78	9	2
A 2012 MLS All-Star and Best XI selection. Also a Defender of the Year finalist in his second MLS season.														
94	Jimmy Medranda	M	5-5	150	02/07/1994	Mosquera, Colombia	1	0	0	0	1	0	0	0
Acquired on loan from Deportivo Pereira in his homeland on Aug. 9.														

HEAD COACH : Peter Vermes

11/21/1966

W62 L45 T37

SPORTING KANSAS CITY PLAYOFF HISTORY

vs. Team	No. of Series	W-L	GP	W-L-T	OT	ShO	GF	GA	Last Mtg.	Round	Series Result
Chicago	1	1-0	1	1-0-0	0-0-0	0-0	1	0	2000	MLS Cup '00	Won MLS Cup '00
Colorado	4	3-1	9	5-2-2	0-0-1	0-0	13	9	2011	Quarterfinals	Won 2 games to 0
Columbus	1	0-1	2	0-1-1	0-0-0	0-0	1	3	2008	Quarterfinals	Lost 1 games to 0
D.C. United	1	0-1	1	0-1-0	0-0-0	0-0	2	3	2004	MLS Cup '04	Lost MLS Cup '04
FC Dallas	1	1-0	3	2-1-0	0-0-0	1-0	6	6	1996	West Semifinals	Won 2 games to 1
Los Angeles	4	2-2	9	3-5-1	0-2-1	0-1	15	14	2004	Semifinals	Won 1 games to 0
Miami	1	0-1	3	1-2-0	0-0-0	0-0	4	4	2001	Quarterfinals	Lost 6 pts. to 3
San Jose	2	1-1	3	1-2-0	0-1-0	0-0	5	5	2004	Quarterfinals	Won Series Tie-Breaker
Chivas USA	1	1-0	2	1-0-1	0-0-0	0-0	1	0	2007	Quarterfinals	Won 1 games to 0
Houston	3	0-3	4	1-3-0	0-0-0	0-0	1	6	2012	Quarterfinals	Lost Series Tie-Breaker
TOTALS	19	9-10	37	15-17-5	0-3-2	1-1	49	50			

SPORTING KANSAS CITY - ALL-TIME POSTSEASON RESULTS

DATE	OPPONENT	RESULT	ATT.	W-L-T	RD.	GOALS:
09/26/1996	Dallas	W 3-2	4,466	1-0-0	QTR	KC: Johnston (16) McKeon (79) Preki (89); DAL: Elliott (21) Ashton (25)
09/29/1996	at Dallas	L 1-2	10,125	1-1-0	QTR	KC: Preki (30); DAL: Kreis (5) Washington (32)
10/02/1996	at Dallas	W 3-2	9,802	2-1-0	QTR	KC: Chung (41) Takawira (62); DAL: Sanchez (27) Elliott (66)
10/10/1996	at Los Angeles	L 1-2	25,212	2-2-0	SEM	KC: Preki (52); LA: Armas (48) Vanney (57)
10/13/1996	Los Angeles	L 1-2	11,041	2-3-0	SEM	KC: Preki (69); LA: Vanney (76)
DATE	OPPONENT	RESULT	ATT.	W-L-T	RD.	GOALS:
10/04/1997	Colorado	L 0-3	10,174	0-1-0	QTR	COL: C. Henderson (25) Bravo (67) Paule (75)
10/08/1997	at Colorado	L 2-3	13,117	0-2-0	QTR	KC: Takawira (9) Preki (88); COL: Bravo (16,68) Harris (83)
DATE	OPPONENT	RESULT	ATT.	W-L-T	RD.	GOALS:
09/16/2000	Colorado	W 1-0	8,682	1-0-0	QTR	KC: Molnar (18)
09/20/2000	at Colorado	T 0-0 (OT)	8,789	1-0-1	QTR	
09/24/2000	Colorado	W 3-2	4,156	2-0-1	QTR	KC: Henderson (11) Molnar (65) Gomez (69); COL: Bravo (70,90)
09/29/2000	Los Angeles	T 0-0 (OT)	11,815	2-0-2	SEM	
10/03/2000	at Los Angeles	L 1-2 (OT)	20,849	2-1-2	SEM	KC: McKeon (29); LA: Jones (16) Califf (93)
10/06/2000	Los Angeles	W 2-0 (ST)	8,320	3-1-2	SEM	KC: Molnar (21,96)
10/15/2000	Chicago	W 1-0	39,159	4-1-2	FIN	KC: Molnar (11)
DATE	OPPONENT	RESULT	ATT.	W-L-T	RD.	GOALS:
09/22/2001	at Miami	L 0-2	6,281	0-1-0	QTR	MIA: Serna (28) Pineda Chacon (53)
09/26/2001	Miami	W 3-0	5,803	1-1-0	QTR	KC: Lowe (24) McKeon (31) Gomez (45)
09/29/2001	at Miami	L 1-2	8,119	1-2-0	QTR	KC: Lowe (13); MIA: Preki (14) Henderson (71)
DATE	OPPONENT	RESULT	ATT.	W-L-T	RD.	GOALS:
09/25/2002	at Los Angeles	L 2-3 (OT)	14,585	0-1-0	QTR	KC: Preki (25) Brown (70); LA: Ruiz (62,99) Jones (85)
09/28/2002	Los Angeles	W 4-1	9,484	1-1-0	QTR	KC: Simutenkov (19); Quill (37); Preki (70); Fabbro (73); LA: Albright (71)
10/02/2002	at Los Angeles	L 2-5	14,713	1-2-0	QTR	KC: Klein (47) Preki (72); LA: Ruiz (34,66) Jones (45,62) Tennyson (90)
DATE	OPPONENT	RESULT	ATT.	W-L-T	RD.	GOALS:
11/04/2003	at Colorado	T 1-1	6,434	0-0-1	QTR	KC: Harris (3); COL: Borchers (53)
11/08/2003	Colorado	W 2-0	10,712	1-0-1	QTR	KC: Simutenkov (45) Klein (63)
11/15/2003	at San Jose	L 2-3 (OT)	16,108	1-1-1	SEM	KC: Simutenkov (57) Klein (72); SJ: Lagos (61) Mullan (83) Donovan (117)
DATE	OPPONENT	RESULT	ATT.	W-L-T	RD.	GOALS:
10/24/2004	at San Jose	L 0-2	8,659	0-1-0	QTR	SJ: De Rosario (40) Waibel (52)
10/30/2004	San Jose	W 3-0	10,222	1-1-0	QTR	KC: Stephenson (26) own goal (48) Jewsbury (90)
11/05/2004	Los Angeles	W 2-0	11,931	2-1-0	SEM	KC: Arnaud (24,69)
11/14/2004	D.C. United	L 2-3	25,797	2-2-0	FIN	KC: Burciaga (6) Wolff (58); DC: Eskandarian (19,23) own goal (26)
DATE	OPPONENT	RESULT	ATT.	W-L-T	RD.	GOALS:
10/27/2007	Chivas USA	W 1-0	12,442	1-0-0	QTR	KC: Arnaud (35)
11/03/2007	at Chivas USA	T 0-0	19,711	1-0-1	QTR	
11/10/2007	at Houston	L 0-2	30,972	1-1-1	SEM	HOU: Jaqua (35) De Rosario (81)
DATE	OPPONENT	RESULT	ATT.	W-L-T	RD.	GOALS:
11/01/2008	Columbus	T 1-1	10,385	0-0-1	QTR	KC: Arnaud (53); CLB: Lenhart (90)
11/08/2008	at Columbus	L 0-2	11,153	0-1-1	QTR	CLB: Evans (7) Rogers (57)
DATE	OPPONENT	RESULT	ATT.	W-L-T	RD.	GOALS:
10/30/2011	at Colorado	W 2-0	8,601	1-0-0	QTR	KC: Bunbury (49,59)
11/02/2011	Colorado	W 2-0	18,565	2-0-0	QTR	KC: Collin (28) Sapong (76)
11/06/2011	Houston	L 0-2	20,839	2-1-0	SEM	HOU: Hainault (53) Costly (87)
DATE	OPPONENT	RESULT	ATT.	W-L-T	RD.	GOALS:
11/04/2012	at Houston	L 0-2	20,689	0-1-0	QTR	HOU: Moffat (18) Bruin (75)
11/07/2012	Houston	W 1-0	20,894	1-1-0	QTR	KC: Sinovic (64)

CAREER POSTSEASON STATISTICS FOR CURRENT SPORTING KANSAS CITY PLAYERS

UNF	POS	PLAYER	GP	GS	MIN	G	A	SHT	SOG	PKG	PKA	SKG	SKA	FC	FS	OFF	CK	C	E
5	D	Matt Besler	5	5	450	0	0	1	0	0	0	0	0	5	4	1	0	0	0
9	F	Teal Bunbury	3	3	246	2	0	7	3	1	1	0	0	5	4	1	0	1	0
78	D	Aurelien Collin	5	5	450	1	0	6	1	0	0	0	0	10	1	2	0	0	0
14	F	Dom Dwyer	1	0	10	0	0	1	0	0	0	0	0	0	0	0	0	0	0
31	M	Josh Gardner	1	1	90	0	0	2	1	0	0	0	0	1	2	0	4	0	0
19	M	Peterson Joseph	2	1	103	0	0	2	0	0	0	0	0	1	2	0	0	0	0
7	D	Chance Myers	5	5	450	0	0	0	0	0	0	0	0	6	6	0	0	1	0
6	M	Paulo Nagamura	10	9	909	0	0	9	5	0	0	0	0	16	24	1	0	4	0
3	D	Ike Opara	1	0	78	0	0	1	0	0	0	0	0	1	1	0	0	0	0
37	M	Jacob Peterson	4	3	250	0	0	0	0	0	0	0	0	1	4	1	0	0	0
20	M	Oriol Rosell	1	1	90	0	0	1	0	0	0	0	0	1	0	0	0	0	0
22	F	Soony Saad	2	0	4	0	0	0	0	0	0	0	0	1	0	0	0	0	0
17	F	C.J. Sapong	5	5	440	1	0	13	7	0	0	0	0	9	12	0	0	0	0
15	D	Seth Sinovic	5	5	445	1	0	2	1	0	0	0	0	5	5	0	0	0	0
8	M	Graham Zusi	5	5	450	0	3	9	0	0	0	0	0	12	7	0	20	1	0
UNF	POS	GOALKEEPER	GP	GS	MIN	SHTS	SV	GA	GAA	PKG	PKA	SKG	SKA	W	L	T	SO		
1	GK	Jimmy Nielsen	5	5	450	0	8	4	0.80	0	0	0	0	3	2	0	3		

ALL-TIME KC WIZARDS/SPORTING KC POSTSEASON STATISTICS (15-17-5, 48 PTS.)

PLAYER	GP	GS	MIN	G	A
Preki	20	19	1758	8	4
Miklos Molnar	7	7	659	5	0
Davy Arnaud	15	9	927	4	1
Chris Klein	16	16	1440	3	4
Igor Simutenkov	8	6	437	3	2
Matt McKeon	19	14	1335	3	1
Francisco Gomez	9	3	272	2	2
Vitalis Takawira	7	7	586	2	1
Teal Bunbury	3	3	246	2	0
Onandi Lowe	3	3	270	2	0
Eric Quill	6	5	448	1	3
Chris Brown	10	7	680	1	2
Mo Johnston	15	11	1166	1	2
Jose Burciaga Jr.	5	4	368	1	1
Mark Chung	7	7	629	1	1
Jack Jewsbury	9	9	759	1	1
Josh Wolff	7	4	449	1	1
Aurelien Collin	5	5	450	1	0
Dario Fabbro	2	0	76	1	0
Wolde Harris	3	3	261	1	0
Chris Henderson	7	7	659	1	0
C.J. Sapong	5	5	440	1	0
Seth Sinovic	5	5	445	1	0
Khari Stephenson	4	3	211	1	0
Kerry Zavagnin	23	23	2065	0	3
Graham Zusi	5	5	450	0	3
Mike Sorber	5	5	403	0	2
Peter Vermes	13	13	1184	0	2
Mike Burns	4	3	296	0	1
Nick Garcia	23	23	2135	0	1
Julio Cesar	4	4	329	0	1
Kei Kamara	5	5	449	0	1
Roy Lassiter	3	2	166	0	1
Claudio Lopez	2	2	179	0	1
Uche Okafor	7	5	393	0	1
Paul Wright	6	5	461	0	1
Alex Zotinca	6	5	441	0	1
Mike Ammann	2	2	180	0	0
Stephen Armstrong	6	1	180	0	0
Matt Besler	5	5	450	0	0
Sean Bowers	7	7	630	0	0
Omar Bravo	1	0	5	0	0
Eloy Colombano	1	0	24	0	0
Jimmy Conrad	12	12	1107	0	0
Bobby Convey	1	0	1	0	0
John DeBrito	1	0	20	0	0
Birahim Diop	1	0	11	0	0
Dom Dwyer	1	0	10	0	0
Samuel Ekeme	2	0	30	0	0
Roger Espinoza	7	6	455	0	0
Gary Glasgow	3	2	140	0	0
Herculez Gomez	1	1	75	0	0
Richard Gough	2	2	180	0	0
Taylor Graham	2	0	32	0	0
Andrew Gregor	3	1	118	0	0
Diego Gutierrez	15	15	1369	0	0
Michael Harrington	5	5	450	0	0
Kevin Hartman	5	5	450	0	0
Jeferson	2	0	20	0	0
Brian Johnson	3	0	33	0	0
Eddie Johnson	3	3	270	0	0
Peterson Joseph	2	1	103	0	0
Frank Klopas	5	1	105	0	0
Michael Kraus	1	0	31	0	0
Garth Lagerwey	5	5	450	0	0
Jonathan Leathers	2	2	180	0	0
Carlos Marinelli	1	0	44	0	0
Matt Marquess	1	0	13	0	0
Tony Meola	16	16	1505	0	0
Kurt Morsink	3	3	252	0	0
Chance Myers	5	5	450	0	0
Jimmy Nielsen	5	5	450	0	0
Bo Oshoniyi	4	4	360	0	0
Jacob Peterson	1	1	89	0	0
Steve Pittman	2	2	160	0	0
Ryan Pore	3	0	56	0	0
Brandon Prideaux	7	7	659	0	0
Ryan Raybould	1	0	1	0	0
Edmundo Rodriguez	1	0	10	0	0

Oriol Rosell	1	1	90	0	0
Soony Saad	2	0	4	0	0
Scott Sealy	3	3	262	0	0
Kevin Souter	2	2	179	0	0
Carey Talley	6	6	576	0	0
Matt Taylor	1	0	24	0	0
Abe Thompson	2	2	128	0	0
Ryan Tinsley	2	2	150	0	0
Ivan Trujillo	1	0	1	0	0
Scott Uderitz	5	5	431	0	0
Sasha Victorine	3	3	223	0	0
Tyson Wahl	2	2	158	0	0
Diego Walsh	3	0	23	0	0
Lance Watson	1	0	1	0	0
Own-goals received				1	
Team totals	37	37	3415	49	45
Opponent totals	37	37	3415	50	49

KANSAS CITY INDIVIDUAL GOALKEEPING						
GOALKEEPER	GP	GS	SV	GA	GAA	SO
Jimmy Nielsen	5	5	8	4	0.80	3
Kevin Hartman	5	5	18	5	1.00	2
Bo Oshoniyi	4	4	14	5	1.25	2
Tony Meola	16	16	62	21	1.26	7
Garth Lagerwey	5	5	18	9	1.80	0
Mike Ammann	2	2	9	6	3.00	0
Team totals	37	37	133	50	1.32	14
Opponent totals	37	37	143	49	1.29	10

SPORTING KANSAS CITY INDIVIDUAL HIGH GAMES (2013)

Goals					
2	6 times				
Assists					
2	Graham Zusi	03/02/2013	at PHI	W 3-1	
2	Benny Feilhaber	03/30/2013	vs. MTL	W 2-0	
2	Soony Saad	08/10/2013	vs. NE	W 3-0	
Shots					
9	Soony Saad	06/29/2013	vs. CLB	W 3-2	
Shots on Goal					
4	Claudio Bieler	05/05/2013	vs. CHV	W 4-0	
Fouls Committed					
8	Oriol Rosell	07/27/2013	at MTL	L 0-1	
Fouls Suffered					
5	Claudio Bieler	03/09/2013	at TOR	L 1-2	
5	C.J. Sapong	03/16/2013	vs. CHI	T 0-0	
5	Graham Zusi	03/16/2013	vs. CHI	T 0-0	
5	C.J. Sapong	04/20/2013	at LA	L 0-2	
Offside					
3	Claudio Bieler	03/02/2013	at PHI	W 3-1	
Saves					
4	Jimmy Nielsen	8 times			
Shots Faced					
7	Jimmy Nielsen	04/27/2013	vs. POR	L 2-3	
Goals Allowed					
3	Jimmy Nielsen	04/27/2013	vs. POR	L 2-3	
3	Jimmy Nielsen	08/03/2013	vs. NY	L 2-3	

SPORTING KANSAS CITY INDIVIDUAL POSTSEASON HIGH GAMES (1996-2012)

Goals					
2	Miklos Molnar	10/06/2000	vs. LA	W 2-0	
2	Davy Arnaud	11/05/2004	vs. LA	W 2-0	
2	Teal Bunbury	10/30/2011	at COL	W 2-0	
Assists					
2	Graham Zusi	11/02/2011	vs. COL	W 2-0	
Shots					
10	Onandi Lowe	09/29/2001	at MIA	L 1-2	
Shots on Goal					
5	Vitalis Takawira	09/26/1996	vs. DAL	W 3-2	
5	Preki	10/08/1997	at COL	L 2-3	
5	Miklos Molnar	09/24/2000	vs. COL	W 3-2	
Fouls Committed					
6	Mo Johnston	09/16/2000	vs. COL	W 1-0	
6	Chris Henderson	10/06/2000	vs. LA	W 2-0	
6	Diego Gutierrez	09/28/2002	vs. LA	W 4-1	
Fouls Suffered					
8	Vitalis Takawira	10/02/1996	at DAL	W 2-2	
Offside					
3	Onandi Lowe	09/22/2001	at MIA	L 0-2	
3	Eddie Johnson	11/03/2007	at CHV	T 0-0	
Saves					
10	Tony Meola	10/15/2000	vs. CHI	W 1-0	
Shots Faced					
10	Mike Ammann	10/08/1997	at COL	L 2-3	
10	Tony Meola	10/15/2000	vs. CHI	W 1-0	
10	Tony Meola	09/25/2002	at LA	L 2-3	
Goals Allowed					
5	Tony Meola	10/02/2002	at LA	L 2-5	

TEAM HIGH GAMES (2013)

Goals					
4	05/05/2013	vs. CHV	W 4-0		
Assists					
5	05/05/2013	vs. CHV	W 4-0		
Shots					
27	08/03/2013	vs. NY	L 2-3		
Shots on Goal					
10	07/13/2013	vs. TOR	W 3-0		
Fouls Committed					
25	05/12/2013	at HOU	W 1-0		
Fouls Suffered					
21	10/18/2013	vs. DC	W 1-0		
Corner Kicks					
12	05/19/2013	at DC	T 1-1		
Offside					
5	03/30/2013	vs. MTL	W 2-0		
Saves					
4	8 times				
Shots Faced					
7	04/27/2013	vs. POR	L 2-3		
Goals Allowed					
3	04/27/2013	vs. POR	L 2-3		
3	08/03/2013	vs. NY	L 2-3		

TEAM POSTSEASON HIGH GAMES (1996-2012)

Goals					
4	09/28/2002	vs. LA	W 4-1		
Assists					
4	09/28/2002	vs. LA	W 4-1		
4	10/30/2004	vs. SJ	W 3-0		
Shots					
21	09/29/2001	at MIA	L 1-2		
Shots on Goal					
15	09/26/1996	vs. DAL	W 3-2		
Fouls Committed					
27	10/06/2000	vs. LA	W 2-0		
Fouls Suffered					
26	10/02/2002	at LA	L 2-5		
Corner Kicks					
10	09/29/2000	vs. LA	T 0-0		
Offside					
5	10/08/1997	at COL	L 2-3		
5	10/15/2000	vs. CHI	W 1-0		
Saves					
10	10/15/2000	vs. CHI	W 1-0		
Shots Faced					
10	10/08/1997	at COL	L 2-3		
10	10/15/2000	vs. CHI	W 1-0		
10	09/25/2002	at LA	L 2-3		
Goals Allowed					
5	10/02/2002	at LA	L 2-5		

TEAM LOW GAMES (2013)

Shots					
4	10/09/2013	at HOU	T 0-0		
Shots on Goal					
1	03/09/2013	at TOR	L 1-2		
1	10/09/2013	at HOU	T 0-0		
Fouls Committed					
9	07/13/2013	vs. TOR	W 3-0		
Fouls Suffered					
6	10/05/2013	at CLB	W 1-0		
Corner Kicks					
2	5 times				
Offside					
0	6 times				
Saves					
0	03/23/2013	at NE	T 0-0		
0	05/05/2013	vs. CHV	W 4-0		
0	05/26/2013	vs. HOU	T 1-1		
0	06/01/2013	vs. MTL	L 1-2		
Shots Faced					
0	03/23/2013	at NE	T 0-0		
0	05/05/2013	vs. CHV	W 4-0		

TEAM POSTSEASON LOW GAMES (1996-2012)

Shots					
3	11/10/2007	at HOU	L 0-2		
Shots on Goal					
0	11/10/2007	at HOU	L 0-2		
Fouls Committed					
8	10/03/2000	at LA	L 1-2		
Fouls Suffered					
7	09/26/2001	vs. MIA	W 3-0		
Corner Kicks					
0	11/03/2007	at CHV	T 0-0		
Offside					
0	5 times				
Saves					
0	11/04/2012	at HOU	L 0-2		
Shots Faced					
1	09/29/2000	vs. LA	T 0-0		
1	10/30/2011	at COL	W 2-0		
1	11/04/2012	at HOU	L 0-2		

2013 SPORTING KANSAS CITY STATISTICS (17-10-7, 58 pts.)

UNF	POS	PLAYER	GP	GS	MIN	G	A	SHT	SOG	FC	FS	OFF	CK	C	E
16	F	Claudio Bieler	28	25	2109	10	4	70	27	35	32	12	0	4	0
23	F	Kei Kamara	15	10	1022	7	2	42	13	16	14	5	1	0	0
8	F	Graham Zusi	27	26	2357	6	8	50	19	28	54	7	128	1	0
22	F	Soony Saad	23	15	1353	4	4	58	15	18	31	3	6	1	0
17	F	C.J. Sapong	25	16	1551	4	2	33	13	39	49	5	0	1	1
10	M	Benny Feilhaber	27	22	1774	3	4	33	12	26	45	1	20	4	0
78	D	Aurelien Collin	29	29	2565	3	1	33	9	54	24	5	0	13	0
3	D	Ike Opara	18	15	1397	3	0	13	6	25	4	1	0	3	0
7	D	Chance Myers	27	26	2383	2	3	24	7	38	24	1	0	3	0
14	F	Dom Dwyer	16	7	674	2	2	28	7	14	15	3	0	0	0
20	M	Oriol Rosell	31	31	2691	1	2	24	5	66	34	0	7	10	0
13	M	Lawrence Olum	20	9	1002	1	1	6	2	16	6	2	0	4	0
15	D	Seth Sinovic	32	31	2773	0	3	16	5	34	15	0	0	5	0
5	D	Matt Besler	23	23	2070	0	2	6	0	18	14	1	1	2	0
9	F	Teal Bunbury	12	1	214	0	1	10	2	5	5	3	0	1	0
31	M	Josh Gardner	8	2	244	0	1	3	0	3	4	0	2	0	0
24	D	Mechack Jerome	10	8	677	0	1	5	3	2	3	0	0	2	0
6	M	Paulo Nagamura	17	17	1468	0	1	17	4	25	20	0	0	3	0
37	F	Jacob Peterson	16	10	844	0	1	17	4	11	11	0	2	0	0
11	F	*Bobby Convey	3	2	122	0	0	2	0	3	1	0	1	1	0
4	D	Kevin Ellis	2	1	113	0	0	1	0	4	2	0	0	0	0
19	M	Peterson Joseph	23	14	1174	0	0	9	1	31	14	1	3	7	0
94	M	Jimmy Medranda	1	0	1	0	0	1	1	0	0	0	0	0	0
1	G	Jimmy Nielsen	34	34	3060	0	0	0	0	0	5	0	0	2	0
23	D	Federico Bessone	0	0	0	0	0	0	0	0	0	0	0	0	0
25	M	Christian Duke	0	0	0	0	0	0	0	0	0	0	0	0	0
21	G	Jon Kempin	0	0	0	0	0	0	0	0	0	0	0	0	0
18	G	Eric Kronberg	0	0	0	0	0	0	0	0	0	0	0	0	0
12	M	Mikey Lopez	0	0	0	0	0	0	0	0	0	0	0	0	0
27	M	Kyle Miller	0	0	0	0	0	0	0	0	0	0	0	0	0
2	D	Erik Palmer-Brown	0	0	0	0	0	0	0	0	0	0	0	0	0
33	D	Brendan Ruiz	0	0	0	0	0	0	0	0	0	0	0	0	0
		Own-goals received				1									
		Team totals	34	34	3060	47	43	501	155	511	452	50	171	67	1
		Opponent totals	34	34	3060	30	26	301	101	452	511	130	134	57	10

GAME-WINNING GOALS: Claudio Bieler 4, Graham Zusi 2, Ike Opara 2, Kei Kamara 2, Aurelien Collin 2
C.J. Sapong 1, Soony Saad 1, Oriol Rosell 1, Lawrence Olum 1, Dom Dwyer 1

GAME-WINNING ASSISTS: Graham Zusi 5, Seth Sinovic 3, Soony Saad 2, Chance Myers 2, C.J. Sapong 1
Benny Feilhaber 1, Teal Bunbury 1, Claudio Bieler 1

PENALTY KICK GOALS/ATTEMPTS: Claudio Bieler 3-3, Kei Kamara 1-1

SPORTING KANSAS CITY INDIVIDUAL GOALKEEPING

UNF	POS	GOALKEEPER	GP	GS	MIN	SHTS	SV	GA	GAA	PG	PA	W	L	T	SO
1	G	Jimmy Nielsen	34	34	3060	101	68	30	0.88	1	1	17	10	7	13
		Team totals	34	34	3060	101	68	30	0.88	1	1	17	10	7	13
		Opponent totals	34	34	3060	155	106	47	1.38	4	4	10	17	7	9

* = Played with other teams in 2013. Only Sporting Kansas City statistics listed here.

SPORTING KANSAS CITY 2013 SCHEDULE

DAY	DATE	OPPONENT	RESULT	ATT.	W-L-T	POS.	PTS	NOTES:
Sat.	Mar. 2	at Philadelphia	W 3-1	18,160	1-0-0	0	3	KC: Zusi (41) Rosell (66) Bieler (83); PHI: Le Toux (17)
Sat.	Mar. 9	at Toronto FC	L 1-2	25,991	1-1-0	T1	3	KC: Bieler (77); TOR: Earnshaw (3,21)
Sat.	Mar. 16	Chicago	T 0-0	19,868	1-1-1	T3	4	
Sat.	Mar. 23	at New England	T 0-0	12,215	1-1-2	T3	5	
Sat.	Mar. 30	Montreal	W 2-0	18,609	2-1-2	3	8	KC: Bieler (5) Zusi (80)
Fri.	Apr. 5	D.C. United	W 1-0	18,988	3-1-2	2	11	KC: Bieler (89)
Wed.	Apr. 17	at New York	W 1-0	12,338	4-1-2	T2	14	KC: Collin (13)
Sat.	Apr. 20	at Los Angeles	L 0-2	25,908	4-2-2	1	14	LA: Sarvas (27) Donovan (74)
Sat.	Apr. 27	Portland	L 2-3	20,186	4-3-2	T2	14	KC: Myers (1,29); POR: R. Johnson (24) Nagbe (33) Wallace (58)
Sun.	May 5	Chivas USA	W 4-0	18,811	5-3-2	T1	17	KC: Bieler (41,57) Zusi (65) Sapong (87)
Wed.	May 8	Seattle	L 0-1	18,602	5-4-2	T3	17	SEA: Traore (94+)
Sun.	May 12	at Houston	W 1-0	19,004	6-4-2	T2	20	KC: Collin (73)
Sun.	May 19	at D.C. United	T 1-1	13,612	6-4-3	2	21	KC: own goal (60); DC: Porter (65)
Sun.	May 26	Houston	T 1-1	20,876	6-4-4	3	22	KC: Kamara (68); HOU: Davis (46+)
Sat.	June 1	Montreal	L 1-2	19,470	6-5-4	T3	22	KC: Bieler (49+); MTL: Nyassi (47) Warner (53)
Sat.	June 22	at FC Dallas	T 2-2	16,361	6-5-5	T3	23	KC: Kamara (43) own goal (57); DAL: Jacobson (88) Zimmerman (90)
Sat.	June 29	Columbus	W 3-2	20,128	7-5-5	T2	26	KC: Kamara (34,80) Bieler (50); CLB: Arrieta (48) Oduro (53)
Wed.	July 3	Vancouver	T 1-1	20,137	7-5-6	T3	27	KC: Collin (35); VAN: Sanvezzo (45)
Sun.	July 7	at Chicago	W 2-1	17,735	8-5-6	0	30	KC: Feilhaber (6) Zusi (8); CHI: Magee (38)
Sat.	July 13	Toronto FC	W 3-0	21,126	9-5-6	1	33	KC: Saad (21,51) Bieler (63)
Sat.	July 20	at Real Salt Lake	W 2-1	19,832	10-5-6	1	36	KC: Saad (67) Opara (97+); RSL: Findley (56)
Sat.	July 27	at Montreal	L 0-1	20,527	10-6-6	1	36	MTL: Smith (96+)
Sat.	Aug. 3	New York	L 2-3	21,304	10-7-6	2	36	KC: Kamara (45) Dwyer (92+); NY: Steele (27) Espindola (63) Sam (69)
Sat.	Aug. 10	New England	W 3-0	19,988	11-7-6	1	39	KC: Kamara (27,50) Feilhaber (92+)
Sun.	Aug. 18	at San Jose	L 0-1	10,525	11-8-6	T3	39	SJ: Wondolowski (55)
Fri.	Aug. 23	at Chicago	L 0-1	17,085	11-9-6	0	39	CHI: Jumper (13)
Sat.	Aug. 31	Colorado	W 2-1	19,579	12-9-6	T1	42	KC: Feilhaber (33) Zusi (88); COL: Buddle (77)
Sat.	Sept. 7	Columbus	W 3-0	19,211	13-9-6	1	45	KC: Bieler (7) Saad (41) Sapong (55)
Sat.	Sept. 21	at Toronto FC	W 2-1	12,627	14-9-6	T1	48	KC: Sapong (18,53); TOR: Russell (38)
Fri.	Sept. 27	Philadelphia	L 0-1	19,243	14-10-6	2	48	PHI: Casey (36)
Sat.	Oct. 5	at Columbus	W 1-0	19,107	15-10-6	2	51	KC: Opara (17)
Wed.	Oct. 9	at Houston	T 0-0	16,433	15-10-7	2	52	
Fri.	Oct. 18	D.C. United	W 1-0	18,932	16-10-7	1	55	KC: Dwyer (7)
Sat.	Oct. 26	at Philadelphia	W 2-1	18,462	17-10-7	0	58	KC: Zusi (47) Olum (92+); PHI: McInerney (88)



MLS CUP
PLAYOFFS • 2013

SPORTING KANSAS CITY

SPORTING KANSAS CITY – GAME-BY-GAME

#	Player	1	2	3	4	5	6	7	8	9	10	11	12	13	14	15	16	17	18	19	20	21	22	23	24	25	26	27	28	29	30	31	32	33	34
		PHI	TOR	CHI	NE	MTL	DC	NY	LA	POR	CHV	SEA	HOU	DC	HOU	MTL	DAL	CLB	VAN	CHI	TOR	RSL	MTL	NY	NE	SJ	CHI	COL	CLB	TOR	PHI	CLB	HOU	DC	PHI
		3-1	1-2	0-0	0-0	2-0	1-0	1-0	0-2	2-3	4-0	0-1	1-0	1-1	1-1	1-2	2-2	3-2	1-1	2-1	3-0	2-1	0-1	2-3	3-0	0-1	0-1	2-1	3-0	2-1	0-1	1-0	0-0	1-0	2-1
1	Jimmy Nielsen	90G	90G	90G	90G	90G	90G	90G	90G	90G	90G	90G	90G	90G	90G	90G	90G	90G	90G	90G	90G	90G	90G	90G	90G	90G	90G	90G	90G	90G	90G	90G	90G	90G	90G
2	Yann Songo'o																																		
2	Erik Palmer-Brown																																		
3	Ike Opara																																		
4	Kevin Ellis																																		
5	Matt Besler	90D	90D	90D		90D	90D	90D	90D	90D																									
6	Paulo Nagamura	90M	90M	90M	90M	90M	89M	90M	90M	90M	76M		90M	90M	90M	77M	56M																		
7	Chance Myers	90D	90D	90D		90D	90D	90D	90D	89D		90D																							
8	Graham Zusi	90F	90F	90F		90F	90F	90F	90F	90F	67F	90F	90F	90F	90F	90F																			
9	Teal Bunbury																																		
10	Benny Feilhaber	82M	82M	77M	90M	85M	83M	70M	76M	61M	14	66M	64M	28																					
11	Bobby Conway																																		
12	Mikey Lopez	63F	45F																																
13	Lawrence Olum																																		
14	Dom Dwyer																																		
15	Seth Sinovic	90D	90D	90D	90D	90D	90D	90D	90D	90D	15	90D	90D	90D	85D	63D	90D	90D	90D	90D	90D	90D	90D	90D	90D	90D	90D	90D	90D	90D	90D	90D	90D	90D	90D
16	Claudio Bieler	90F	90F	90F	90F	90F	90F	74F	90F	90F	24	87F	90F	90F	90F	74F	82F	58F	73F	71F	84F	80F	71F	83F	56F										
17	C.J. Sapong	27	45	90F	90F	89F	90F	90F	67F	90F	23	90F	3																						
18	Eric Kronberg																																		
19	Peterson Joseph	8																																	
20	Oriol Rosell	90M	90M	90M	90M	89M	85M	90M	45M	90M	90M	61M	81M	90M	88M	90M	90M	90M	90M	90M	90M	90M	90M	90M	90M	90M	90M	90M	90M	90M	90M	90M	90M	90M	
21	Jon Kempin																																		
22	Soony Saad																																		
23	Kei Kamara	8	13	63F	1	7			23																										
23	Federico Bessone																																		
24	Mechack Jerome	1		90D	90D																														
25	Christian Duke																																		
27	Kyle Miller																																		
31	Josh Gardner																																		
33	Brendan Ruiz																																		
37	Jacob Peterson																																		
78	Aurelien Collin	90D	90D	90D	90D	90D	90D	90D	90D	90D	90D	90D	90D	90D	90D	90D	90D	90D	90D	90D	90D	90D	90D	90D	90D	90D	90D	90D	90D	90D	90D	90D	90D	90D	90D
88	Michael Thomas																																		
94	Jimmy Medranda																																		

"00" = 100 minutes played
F/M/D/G = starting position



MLS CUP
PLAYOFFS • 2013

SPORTING KANSAS CITY – GAME-BY-GAME LOG

SPORTING KANSAS CITY

Game #1	03/02/2013	KC 3 at PHI 1	W	Zusi 1 (unassisted) 41; Rosell 1 (Zusi 1) 66; Bieler 1 (Myers 1, Zusi 2) 83
Game #2	03/09/2013	KC 1 at TOR 2	L	Bieler 2 (Sapong 1) 77
Game #3	03/16/2013	KC 0 vs CHI 0	T	
Game #4	03/23/2013	KC 0 at NE 0	T	
Game #5	03/30/2013	KC 2 vs MTL 0	W	Bieler 3 (Feilhaber 1) 5; Zusi 2 (Feilhaber 2) 80
Game #6	04/05/2013	KC 1 vs DC 0	W	Bieler 4 (Saad 1) 89
Game #7	04/17/2013	KC 1 at NY 0	W	Collin 1 (Zusi 3) 13
Game #8	04/20/2013	KC 0 at LA 2	L	
Game #9	04/27/2013	KC 2 vs POR 3	L	Myers 1 (Besler 1) 1; Myers 2 (Collin 1, Feilhaber 3) 29
Game #10	05/05/2013	KC 4 vs CHV 0	W	Bieler 5 (Zusi 4) 41; Bieler 6 (penalty kick) 57; Zusi 3 (Gardner 1, Nagamura 1) 65; Sapong 1 (Jerome 1, Rosell 1) 87
Game #11	05/08/2013	KC 0 vs SEA 1	L	
Game #12	05/12/2013	KC 1 at HOU 0	W	Collin 2 (Sinovic 1) 73
Game #13	05/19/2013	KC 1 vs MTL 2	T	Opata 1 (Zusi 5) 60
Game #14	05/26/2013	KC 1 vs HOU 1	T	Kamara 1 (Bieler 1, Peterson 1) 68
Game #15	06/01/2013	KC 1 vs MTL 2	L	Bieler 7 (penalty kick) 49+
Game #16	06/22/2013	KC 2 at DAL 2	T	Kamara 2 (penalty kick) 43; own goal (Watson) 57
Game #17	06/29/2013	KC 3 vs CLB 2	W	Kamara 3 (Saad 2) 34; Bieler 8 (unassisted) 50; Kamara 4 (Bieler 2) 80
Game #18	07/03/2013	KC 1 vs VAN 1	T	Collin 3 (unassisted) 35
Game #19	07/07/2013	KC 2 at CHI 1	W	Feilhaber 1 (unassisted) 6; Zusi 4 (Sinovic 2) 8
Game #20	07/13/2013	KC 3 vs TOR 0	W	Saad 1 (Sinovic 3) 21; Saad 2 (unassisted) 51; Bieler 9 (Feilhaber 4, Kamara 1) 63
Game #21	07/20/2013	KC 2 at RSL 1	W	Saad 3 (Bieler 3) 67; Opata 2 (Zusi 6) 97+
Game #22	07/27/2013	KC 0 at MTL 1	L	
Game #23	08/03/2013	KC 2 vs NY 3	L	Kamara 5 (unassisted) 45; Dwyer 1 (Kamara 2) 92+
Game #24	08/10/2013	KC 3 vs NE 0	W	Kamara 6 (Saad 3) 27; Kamara 7 (Saad 4) 50; Feilhaber 2 (unassisted) 92+
Game #25	08/18/2013	KC 0 at SJ 1	L	
Game #26	08/23/2013	KC 0 at CHI 1	L	
Game #27	08/31/2013	KC 2 vs COL 1	W	
Game #28	09/07/2013	KC 3 vs CLB 0	W	Feilhaber 3 (Dwyer 1) 33; Zusi 5 (Sapong 2, Myers 2) 88
Game #29	09/21/2013	KC 2 at TOR 1	W	Bieler 10 (penalty kick) 7; Saad 4 (Bieler 4) 41; Sapong 2 (Rosell 2) 55
Game #30	09/27/2013	KC 0 vs PHI 1	L	Sapong 3 (Dwyer 2, Zusi 7) 18; Sapong 4 (Myers 3) 53
Game #31	10/05/2013	KC 1 at CLB 0	W	Opata 3 (Zusi 8) 17
Game #32	10/09/2013	KC 0 at HOU 0	T	Dwyer 2 (unassisted) 7
Game #33	10/18/2013	KC 1 vs DC 0	W	Zusi 6 (Olum 1, Besler 2) 47; Olum 1 (Bunbury 1) 92+
Game #34	10/26/2013	KC 2 at PHI 1	W	



MLS CUP
PLAYOFFS • 2013

SPORTING KANSAS CITY

SPORTING KANSAS CITY –CUP COMPETITIONS – GAME-BY-GAME

#	Player	U.S. OPEN CUP		CONCACAF CHAMPIONS LEAGUE 2013/14			
		3R	4R	Grp2	Grp2	Grp2	Grp2
		DMOI	ORLC	ESTL	OLIM	ESTL	OLIM
		2-0	0-1	2-0	2-0	1-1	0-0
1	Jimmy Nielsen						
2	Yann Songo'o						
3	Ike Opара		90D	90D	90D		
4	Kevin Ellis		90D				
5	Matt Besler						
6	Paulo Nagamura		90M	78M			
7	Chance Myers	57F					
8	Graham Zusi						
9	Teal Bunbury		14	4			
10	Benny Feilhaber	90M	58M	70M	67M	90M	
12	Mikey Lopez	76M					
13	Lawrence Olum	90D	32	90M			90M
14	Dom Dwyer			86F	42	28	11
15	Seth Sinovic		90D	90D	90D	90D	90D
16	Claudio Bieler	20	90F	90D	48F	62F	90F
17	C.J. Sapong	90F	45	1	12	45	90F
18	Eric Kronberg	90G	90G	90G	90G	90G	90G
19	Peterson Joseph			20	23	45M	
20	Oriol Rosell	14	90M	90M	90M	90M	90M
21	Jon Kempin						
22	Soony Saad			89F	90F	75M	
23	Kei Kamara	70F					
24	Mechack Jerome	90D		90D	90D		
25	Christian Duke						
27	Kyle Miller						
31	Josh Gardner	90D	45F			90D	1
37	Jacob Peterson	33	76F	90F		15	89F
78	Aurelien Collin		90D	90D			90D
88	Michael Thomas	90M					
U.S. OPEN CUP							
3R	05/28/2013	KC 2	vs DSMOIN 0	W		Kamara (Myers) 12; Bieler (Peterson) 73	
4R	06/12/2013	KC 0	vs ORLCY 1	L			
CONCACAF CHAMPIONS LEAGUE 2013/14							
Grp2	08/07/2013	KC 2	at ESTELI 0	W		Opара (Feilhaber) 31; Dwyer (Collin) 76	
Grp2	08/27/2013	KC 2	at OLIMPA 0	W		Saad (Zusi) 27; Saad (unassisted) 68	
Grp2	09/17/2013	KC 1	vs ESTELI 1	T		Peterson (Zusi) 78	
Grp2	10/23/2013	KC 0	vs OLIMPA 0	T			



2013 RECORD

	GP	W-L-T	PTS	GF	GA
Galaxy	34	15-11-8	53	53	38

RECORD at STUBHUB CENTER

	GP	W-L-T	PTS	GF	GA
	17	11-2-4	37	32	8

RECORD on road

	GP	W-L-T	PTS	GF	GA
	17	4-9-4	16	21	30

RECORD at the half

	W	L	T
LEADING	8	1	0
TIED	7	8	7
TRAILING	0	2	1

RECORD with the first goal

	W	L	T
SCORING	12	2	3
CONCEDING	3	9	3

TEAM COMPARISONS

	FOR	AGAINST
GOALS SCORED	1.56 (4th)	1.12 (3rd)
TOTAL SHOTS	14.38 (3rd)	9.59 (2nd)
SHOTS ON GOAL	4.91 (4th)	3.38 (2nd)
SHOOTING ACCURACY	34.2% (9th)	35.3% (15th)
SCORING %AGE	1.08% (8th)	11.7% (16th)
FOULS	11.35 (17th)	11.85 (6th)
CORNER KICKS	6.38 (1st)	4.12 (3rd)
OFFSIDE	1.29 (19th)	4.21 (19th)

GOALS SCORED IN GAME

GP	0	1	2	3	4+	TOT	AVG
34	9	10	8	2	5	53	1.56

GOALS ALLOWED IN GAME

GP	0	1	2	3	4+	TOT	AVG
34	13	11	5	4	1	38	1.12

GOALS BY INTERVALS

	TOT	0-15	16-30	31-45+	46-60	61-75	76-90+
FOR	53	7	9	9	3	11	14
AGAINST	38	1	6	4	5	4	18

WHERE THE GOALS COME FROM

	FOR	AGAINST
GOALS SCORED	53	38
MINUTES PER GOAL	58	81

HOW SCORED

RIGHT FOOT	34	14
LEFT FOOT	11	12
HEADERS	8	12
OTHER	0	0

TYPE OF PLAY

OPEN PLAY	32	19
CROSS	7	5
CORNER	3	6
REBOUND	0	1
PENALTIES	6	0
DIRECT FROM FREE KICK	1	0
FREE KICK (INDIRECT)	3	7
OWN GOALS	1	0

DISTANCE

INSIDE GOAL AREA	10	13
INSIDE PENALTY AREA	35	19
OUTSIDE PENALTY AREA	7	6

PRIMARY TEAM





MLS CUP PLAYOFFS ★ 2013



LA GALAXY

No.	Player	Pos	Ht	Wt	Birthdate	Birthplace	2013				CAREER			
							GP	GS	G	A	GP	GS	G	A
1	Carlo Cudicini	G	6-1	170	09/06/1973	Milan, Italy	21	21	0	0	21	21	0	0
Two-time Premier League winner during his time at Chelsea FC; career also includes time with AC Milan, Lazio, and Tottenham Hotspur														
2	Todd Dunivant	D	6-1	175	12/26/1980	Wheat Ridge, CO	25	25	0	2	272	263	7	21
In his 13th MLS season, his fifth with LA Galaxy. Named to the MLS Best XI in 2011. Has also played with San Jose, New York and Toronto														
4	Omar Gonzalez	D	6-5	210	10/11/1988	Dallas, TX	27	27	1	2	128	127	7	5
Recently signed as LA Galaxy's third Designated Player. 2011 Defender of the Year and Best XI honoree, was also 2009 MLS Rookie of the Year out of Maryland														
5	Sean Franklin	D	5-10	160	03/21/1985	Panorama City, CA	33	29	1	4	160	150	5	20
2008 MLS Rookie of the Year after he was the 4th overall pick in the 2008 MLS SuperDraft out of Cal State-Northridge. Made his U.S. national team debut in 2011														
6	Pablo Mastroeni	M	5-10	170	08/29/1976	Mendoza, Argentina	16	8	0	1	334	316	7	27
Veteran player in his 17th season for MLS. Acquired by LA Galaxy from a trade with Colorado Rapids. Capped 65 times by the U.S. national team														
7	Robbie Keane	F	5-9	160	07/08/1980	Dublin, Ireland	23	22	16	11	55	53	34	21
Irish international in his second full MLS season. Acquired in August 2011 from Aston Villa. Played more than a decade in England, as well as Italy														
8	Marcelo Sarvas	M	5-10	155	10/16/1981	Sao Paulo, Brazil	33	33	4	6	60	55	6	8
Acquired in the 2011 offseason from LD Alajuelense in Costa Rica. Also played in Sweden and Poland after starting his career in Brazil														
10	Landon Donovan	M	5-8	155	03/04/1982	Ontario, CA	22	21	10	9	303	283	134	117
All-time MLS and U.S. national team leading goalscorer. MLS MVP in 2009. Five-time MLS Best XI honoree. MLS Cup 2011 MVP. Won 2008 MLS Golden Boot.														
11	Colin Clark	M	6-0	180	04/11/1984	Fort Collins, CO	11	4	0	0	138	97	15	13
In his eighth season with MLS, selected by LA Galaxy in the 2012 Re-Entry Draft. Previously played for Houston Dynamo and Colorado Rapids.														
12	Brian Rowe	G	6-1	185	11/16/1988	Chicago, IL	4	4	0	0	4	4	0	0
In his second MLS season, signed by the Galaxy in July. Played four years collegiately at UCLA														
14	Robbie Rogers	M	5-10	165	05/12/1987	Huntington Beach, CA	11	7	0	1	117	100	13	17
Selected to the 2008 MLS Best XI and All-Star teams while with the Columbus Crew. Signed by LA Galaxy on May 25, 2013.														
15	Laurent Courtis	M	5-8	154	09/11/1978	Lyon, France	11	3	1	1	39	15	3	2
Highly experienced French midfielder in his fourth season with MLS. Signed by LA Galaxy at midseason after spending first three years with Chivas USA														
16	Hector Jimenez	M	5-9	140	11/03/1988	Huntington Park, CA	26	14	3	4	43	28	4	6
Third year player out of University of California, signed 34th overall as a second-round selection in 2010 SuperDraft														
17	Bryan Gaul	D	6-5	200	08/10/1989	Naperville, IL	0	0	0	0	14	7	0	1
In his second MLS season, selected in the first round of the 2012 Supplemental Draft out of Bradley University, where he was a striker.														
18	Jaime Penedo	G	6-0	160	09/26/1981	Panama City, Panama	9	9	0	0	9	9	0	0
Panamanian international signed on a free transfer on August 5, 2013, led the Galaxy between the pipes throughout the heated playoff race														
19	Juninho	M	5-7	145	01/08/1989	San Jose dos Campos, Brazil	32	32	1	4	119	117	14	12
In his fourth MLS season with the Galaxy, on loan from Brazil's Sao Paulo FC. Known for his long-range goals														
20	A.J. DeLaGarza	D	5-9	150	11/04/1987	Bryans Road, MD	28	28	0	0	127	123	2	1
In his fifth MLS season with the Galaxy. Selected 17th overall in the second round of the 2009 SuperDraft out of Univ. of Maryland. Can play centrally or at fullback														
21	Tommy Meyer	D	6-2	175	03/20/1990	St. Louis, MO	7	5	0	0	15	12	0	0
In his second MLS season with the Galaxy after being selected 19th overall in the first round of the 2012 SuperDraft out of Indiana University														
22	Leonardo	D	6-2	175	02/05/1988	Sao Paulo, Brazil	14	12	0	0	31	29	1	0
In his fourth MLS season with LA Galaxy. Spent his first two seasons on loan from Brazil's Sao Paulo FC; signed with LA Galaxy on Feb. 7, 2012														
24	Brian Perk	G	5-11	175	07/21/1989	Tampa, FL	0	0	0	0	5	5	0	0
UCLA and Galaxy U-20 product who came to club on waivers in 2011 after starting career with Philadelphia Union														
25	Rafael Garcia	M	5-1	150	12/19/1988	Canoga Park, CA	9	1	0	0	10	1	0	0
In his second MLS season with LA Galaxy. Selected 38th overall in 2012 Supplemental Draft out of Cal State Univ.-Northridge														
26	Michael Stephens	M	5-9	155	04/03/1989	Hinsdale, IL	21	8	1	1	94	47	2	12
In his fourth MLS season with LA Galaxy; selected 16th overall in the first round of the 2010 SuperDraft out of UCLA														
27	Charlie Rugg	F	6-0	190	10/02/1990	Boston, MA	4	2	1	0	4	2	1	0
MLS rookie selected by LA Galaxy 19th overall in the first round of the 2013 MLS SuperDraft. Ranks sixth all-time at Boston College with 23 goals														
28	Kofi Opare	D	6-2	190	10/12/1990	Mampong, Ghana	6	6	1	0	6	6	1	0
Rookie selected 24th overall by LA Galaxy in the second round of the 2013 MLS SuperDraft out of the Univ. of Michigan														
29	Gyasi Zardes	F	6-2	175	09/02/1991	Hawthorne, CA	27	23	4	4	27	23	4	4
MLS rookie signed by LA Galaxy as a Homegrown Player on Dec. 20, 2012. A prolific scorer while at Cal State Univ.-Bakersfield														
30	Chandler Hoffman	F	5-11	160	08/17/1990	Birmingham, AL	0	0	0	0	7	2	0	0
In his second MLS season, acquired by LA Galaxy in a trade with the Philadelphia Union. Played collegiately at UCLA														
32	Jack McBean	F	6-1	175	12/15/1994	Newport Beach, CA	15	7	1	2	17	8	2	2
A product of the Galaxy academy in his third MLS season. Signed as Homegrown Player on Jan. 31, 2011, youngest player in club history to score a goal														
33	Jose Villarreal	F	5-8	160	09/10/1993	Inglewood, CA	22	12	2	1	32	12	3	2
U.S. youth international, signed as a Homegrown Player following the 2011 season.														
34	Kenney Walker	M	5-9	175	12/12/1988	Wickliffe, OH	0	0	0	0	1	1	0	0
In his second MLS season with LA Galaxy, selected 38th overall in the second round of the 2012 MLS SuperDraft out of the Univ. of Louisville														
35	Greg Cochran	D	5-8	150	11/01/1990	Holland, PA	12	9	0	0	12	9	0	0
Versatile defender selected by LA Galaxy 38th overall in the second round of the 2013 MLS SuperDraft out of the Univ. of Louisville														
36	Oscar Sorto	D	5-8	155	08/13/1994	Los Angeles, CA	0	0	0	0	0	0	0	0
MLS rookie, member of LA Galaxy's Academy program signed to a Homegrown player contract on Dec. 11, 2012														

HEAD COACH : Bruce Arena

09/21/1951

W159 L97 T54

LA GALAXY PLAYOFF HISTORY

vs. Team	No. of Series	Series W-L	GP	W-L-T	OT	ShO	GF	GA	Last Mtg.	Round	Series Result
Chicago	2	1-1	5	2-2-1	2-0-1	0-1	5	4	2001	Semifinals	Won 7 pts. to 1
Colorado	4	4-0	7	6-1-0	0-0-0	0-0	14	1	2005	Semifinals	Won 1 games to 0
D.C. United	2	0-2	2	0-2-0	0-1-0	0-0	2	5	1999	MLS Cup '99	Lost MLS Cup '99
FC Dallas	4	2-2	8	4-4-0	0-0-0	0-2	16	13	2010	Semifinals	Lost 1 games to 0
KC-Sporting KC	4	2-2	9	5-3-1	2-0-1	1-0	14	15	2004	Semifinals	Lost 1 games to 0
New England	2	2-0	2	2-0-0	2-0-0	0-0	2	0	2005	MLS Cup '05	Won MLS Cup '05
MetroStars-New	2	2-0	5	3-1-1	0-0-1	0-0	9	8	2011	Quarterfinals	Won 2 games to 0
San Jose	5	3-2	10	5-4-1	0-1-0	0-0	16	12	2012	Quarterfinals	Won Series Tie-Breaker
Tampa Bay	1	1-0	2	2-0-0	0-0-0	0-0	6	2	2000	Quarterfinals	Won 6 pts. to 0
Chivas USA	1	1-0	2	1-0-1	0-0-0	0-0	3	2	2009	Quarterfinals	Won 1 games to 0
Real Salt Lake	2	1-1	2	1-1-0	0-1-0	0-1	4	2	2011	Semifinals	Won 1 games to 0
Houston	3	3-0	3	3-0-0	1-0-0	0-0	6	1	2012	MLS Cup '12	Won MLS Cup '12
Seattle	2	2-0	4	3-1-0	0-0-0	0-0	7	3	2012	Semifinals	Won Series Tie-Breaker
Vancouver	1	1-0	1	1-0-0	0-0-0	0-0	2	1	2012	Wild Card	Won 1 games to 0
TOTALS	35	25-10	62	38-19-5	7-3-3	1-4	106	69			

LA GALAXY – ALL-TIME POSTSEASON RESULTS

DATE	OPPONENT	RESULT	ATT.	W-L-T	RD.	GOALS:
09/26/1996	at San Jose	L 0-1	17,209	0-1-0	QTR	
09/29/1996	San Jose	W 2-0	27,833	1-1-0	QTR	Fraser (84); Hurtado (90)
10/02/1996	San Jose	W 2-0	30,231	2-1-0	QTR	Hurtado (31); Cienfuegos (36)
10/10/1996	Kansas City	W 2-1	25,212	3-1-0	SEM	Armas (48); Vanney (57)
10/13/1996	at Kansas City	W 1-1 (3-1)	11,041	4-1-0	SEM	Vanney (76)
10/20/1996	D.C. United	L 2-3 (OT)	34,643	4-2-0	FIN	Hurtado (5); Armas (56)
10/05/1997	Dallas	L 0-0 (0-2)	18,921	0-1-0	QTR	
10/08/1997	at Dallas	L 0-3	11,248	0-2-0	QTR	
10/01/1998	Dallas	W 6-1	10,047	1-0-0	QTR	Pena (10,69); Hermosillo (16,32); Cienfuegos (20); Welton (41)
10/04/1998	at Dallas	W 3-2	8,130	2-0-0	QTR	Hendrickson (80); Caligiuri (85); Mathis (88)
10/10/1998	Chicago	L 0-1	25,107	2-1-0	SEM	
10/16/1998	at Chicago	L 1-1 (1-2)	32,744	2-2-0	SEM	Pena (37)
10/17/1999	Colorado	W 3-0	16,307	1-0-0	QTR	Hendrickson (8); Vanney (52); Jones (57)
10/24/1999	at Colorado	W 2-0	6,542	2-0-0	QTR	Pena (74); Franchino (84)
10/31/1999	Dallas	W 2-1	17,372	3-0-0	SEM	Cienfuegos (39); Hendrickson (90)
11/07/1999	at Dallas	L 2-2 (3-4)	13,816	3-1-0	SEM	Hermosillo (13,54)
11/11/1999	Dallas	W 3-1	25,703	4-1-0	SEM	Vanney (3); Hermosillo (20); Cienfuegos (68)
11/21/1999	D.C. United	L 0-2	44,910	4-2-0	FIN	
09/14/2000	at Tampa Bay	W 1-0	5,583	1-0-0	QTR	Vanney (61)
09/20/2000	Tampa Bay	W 5-2	13,851	2-0-0	QTR	Hendrickson (14); Kelly (19); Hernandez (48); Cienfuegos (51); Jones (85)
09/29/2000	at Kansas City	T 0-0 (OT)	11,815	2-0-1	SEM	
10/03/2000	Kansas City	W 2-1 (OT)	20,849	3-0-1	SEM	Jones (16); Califf (93)
10/06/2000	at Kansas City	L 0-2 (ST)	8,320	3-1-1	SEM	
09/23/2001	MetroStars	T 1-1 (OT)	11,580	0-0-1	QTR	Caligiuri (63)
09/26/2001	at MetroStars	L 1-4	12,817	0-1-1	QTR	Victorine (4)
09/29/2001	MetroStars	W 4-2 (ST)	6,154	1-1-1	QTR	Victorine (21,33); Frye (56); Cienfuegos (98)
10/10/2001	at Chicago	T 1-1 (OT)	10,388	1-1-2	SEM	Hernandez (44)
10/13/2001	Chicago	W 1-0 (OT)	10,100	2-1-2	SEM	Vagenas (94)
10/17/2001	at Chicago	W 2-1 (OT)	13,444	3-1-2	SEM	Califf (44); Cienfuegos (98)
10/21/2001	San Jose	L 1-2 (OT)	21,626	3-2-2	FIN	Hernandez (21)
09/25/2002	Kansas City	W 3-2(OT)	14,585	1-0-0	QTR	Ruiz (62,99); Jones (85)
09/28/2002	at Kansas City	L 1-4	9,484	1-1-0	QTR	Albright (71)
10/02/2002	Kansas City	W 5-2	14,713	2-1-0	QTR	Ruiz (34,66); Jones (46,62); Tennyson (93)
10/05/2002	Colorado	W 4-0	24,742	1-0-0	SEM	Califf (21); Ruiz (24,84); Hendrickson (71)
10/09/2002	at Colorado	W 1-0	12,367	2-0-0	SEM	Ruiz (64)
10/20/2002	New England	W 1-0(OT)	61,316	1-0-0	FIN	Ruiz (113)
11/01/2003	San Jose	W 2-0	20,201	1-0-0	QTR	Victorine (59); Ruiz (62)
11/09/2003	at San Jose	L 2-5 (ST)	14,145	1-1-0	QTR	Ruiz (7); Vagenas (13)
10/22/2004	at Colorado	L 0-1	8,028	0-1-0	QTR	
10/30/2004	Colorado	W 2-0	20,026	1-1-0	QTR	Ruiz (30); Marshall (45)
11/05/2004	at Kansas City	L 0-2	11,931	1-2-0	SEM	
10/23/2005	San Jose	W 3-1	17,466	1-0-0	QTR	Gomez (13); Donovan (39,87)
10/29/2005	at San Jose	T 1-1	17,824	1-0-1	QTR	Grabavoy (67)
11/05/2005	at Colorado	W 2-0	12,789	2-0-1	SEM	Donovan (28,88)
11/13/2005	at New England	W 1-0 (OT)	21,193	3-0-1	FIN	Ramirez (105)
11/01/2009	at Chivas USA	T 2-2	25,218	0-0-1	QTR	LA: Magee (14) Donovan (41); CHV: Santos (4) Galindo (50)
11/08/2009	Chivas USA	W 1-0	27,000	1-0-1	QTR	LA: Donovan (73)
11/13/2009	Houston	W 2-0 (OT)	25,373	2-0-1	SEM	LA: Berhalter (103) Donovan (109)
11/22/2009	Real Salt Lake	L 1-1 (OT)	46,011	2-1-1	FIN	LA: Magee (41); RSL: Findley (64)

10/31/2010	at Seattle	W 1-0	35,521	1-0-0	QTR LA: Buddle (38)
11/07/2010	Seattle	W 2-1	27,000	2-0-0	QTR LA: Buddle (19) Gonzalez (27); SEA: Zakuani (86)
11/14/2010	FC Dallas	L 0-3	27,000	2-1-0	SEM DAL: Ferreira (26) John (54) Chavez (73)
10/30/2011	at New York	W 1-0	22,663	1-0-0	QTR LA: Magee (15)
11/03/2011	New York	W 2-1	27,000	2-0-0	QTR LA: Magee (42) Donovan (75); NY: Rodgers (4)
11/06/2011	Real Salt Lake	W 3-1	23,437	3-0-0	SEM LA: Donovan (23) Magee (58) Keane (68); RSL: Saborio (25)
11/20/2011	Houston	W 1-0	30,281	4-0-0	FIN LA: Donovan (72)
11/01/2012	Vancouver	W 2-1	14,703	1-0-0	WC LA: Magee (69) Donovan (73); VAN: Mattocks (3)
11/04/2012	San Jose	L 0-1	27,000	1-1-0	QTR SJ: Bernardez (94+)
11/07/2012	at San Jose	W 3-1	10,744	2-1-0	QTR LA: Keane (21,34) Magee (39); SJ: Gordon (82)
11/11/2012	Seattle	W 3-0	27,000	3-1-0	SEM LA: Keane (46+,67) Magee (64)
11/18/2012	at Seattle	L 1-2	44,575	3-2-0	SEM LA: Keane (68); SEA: Johnson (12) Scott (57)
12/01/2012	Houston	W 3-1	30,510	4-2-0	FIN LA: Gonzalez (60) Donovan (65) Keane (94+); HOU: Carr (44)

CAREER POSTSEASON STATISTICS FOR CURRENT LA GALAXY PLAYERS

UNF	POS	PLAYER	GP	GS	MIN	G	A	SHT	SOG	PKG	PKA	SKG	SKA	FC	FS	OFF	CK	C	E
11	M	Colin Clark	2	0	20	0	0	0	0	0	0	0	0	2	0	0	0	0	0
20	D	A.J. DeLaGarza	9	8	781	0	0	1	0	0	0	0	0	12	10	0	0	0	0
10	M-F	Landon Donovan	34	34	3172	22	12	96	49	6	6	0	1	50	86	13	37	7	0
2	D	Todd Dunivant	23	22	2050	0	0	3	0	0	0	0	0	18	14	1	0	2	0
5	D	Sean Franklin	16	16	1500	0	4	3	2	0	0	0	0	13	7	4	0	3	0
19	M	Juninho	12	11	952	0	2	14	3	0	0	0	0	15	5	0	0	3	1
4	D	Omar Gonzalez	17	17	1559	2	1	13	4	0	0	0	0	13	26	0	0	1	0
16	M	Hector Jimenez	1	1	52	0	0	0	0	0	0	0	0	0	0	0	0	0	0
7	F	Robbie Keane	10	10	892	7	2	29	13	2	2	0	0	8	12	9	0	0	0
6	M	Pablo Mastroeni	27	27	2424	1	0	11	4	0	0	2	3	67	36	0	0	10	1
21	D	Tommy Meyer	6	6	540	0	1	0	0	0	0	0	0	7	1	0	0	0	0
14	M-F	Robbie Rogers	9	8	739	2	0	17	6	0	0	0	0	10	7	5	3	2	0
8	M	Marcelo Sarvas	6	2	278	0	0	3	1	0	0	0	0	9	3	0	0	1	0
26	M	Michael Stephens	6	0	52	0	0	1	0	0	0	0	0	1	1	0	0	0	0
33	M	Jose Villarreal	1	0	6	0	0	0	0	0	0	0	0	0	0	0	0	0	0

ALL-TIME LA GALAXY POSTSEASON STATISTICS (38-18-6, 117 PTS.)

PLAYER	GP	GS	MIN	G	A
Landon Donovan	20	20	1884	12	6
Carlos Ruiz	11	11	1023	11	2
Mike Magee	17	17	1495	8	1
Mauricio Cienfuegos	35	34	2992	7	14
Robbie Keane	10	10	892	7	2
Cobi Jones	45	43	3938	6	13
Ezra Hendrickson	29	25	2362	5	3
Greg Vanney	26	25	2238	5	3
Carlos Hermosillo	9	9	750	5	1
Sasha Victorine	20	19	1715	4	2
Danny Pena	12	12	992	4	0
Luis Hernandez	10	8	808	3	5
Danny Califf	19	18	1706	3	0
Eduardo Hurtado	7	6	589	3	0
Peter Vagenas	19	17	1677	2	2
Paul Caligiuri	23	23	2022	2	1
Omar Gonzalez	17	17	1559	2	1
Chris Armas	8	8	724	2	0
Edson Buddle	12	10	870	2	0
Chris Albright	14	9	933	1	3
Tyrone Marshall	14	14	1328	1	2
Welton	6	4	389	1	2
Adam Frye	11	5	568	1	1
Clint Mathis	9	6	558	1	1
Gregg Berhalter	5	4	426	1	0
Joe Franchino	7	4	351	1	0
Robin Fraser	21	21	1832	1	0
Herculez Gomez	4	4	380	1	0
Ned Grabavoy	4	4	298	1	0
Brian Kelly	4	4	298	1	0
Guillermo Ramirez	1	0	54	1	0
McKinley Tennyson	2	0	5	1	0
David Beckham	17	17	1539	0	8
Simon Elliott	25	21	1992	0	6
Sean Franklin	16	16	1500	0	4
Roy Myers	6	6	466	0	4
Martin Machon	6	6	507	0	3
Hong Myung-Bo	2	2	186	0	2
Juninho	12	11	952	0	2
Alexi Lalas	10	7	650	0	2
Alejandro Moreno	9	7	564	0	2
Jorge Campos	6	6	544	0	1
Kevin Hartman	39	39	3592	0	1
Steve Jolley	6	4	435	0	1
Jovan Kirovski	8	4	492	0	1
Tommy Meyer	6	6	540	0	1
Brian Mullan	8	1	184	0	1
Ante Razov	5	4	251	0	1
Craig Waibel	5	2	245	0	1
Christian Wilhelmsson	4	3	244	0	1
Alex Cazumba	1	0	35	0	0
Chad Barrett	3	3	211	0	0
Chris Birchall	9	3	374	0	0
Tristan Bowen	1	0	19	0	0
Paul Broome	3	2	209	0	0
Dan Calichman	8	7	594	0	0
Paolo Cardozo	1	0	1	0	0
Pablo Chinchilla	1	1	90	0	0
Brian Ching	2	0	6	0	0
Adam Cristman	3	1	89	0	0
Ednaldo da Conceicao	4	0	25	0	0
A.J. DeLaGarza	9	8	781	0	0
Todd Dunivant	18	17	1600	0	0
John Garvey	1	0	6	0	0
Seth George	1	0	3	0	0
Alan Gordon	7	0	88	0	0
Daniel Hernandez	1	0	18	0	0
Andreas Herzog	1	0	31	0	0
Zak Ibsen	9	4	379	0	0
Ugo Ihemelu	4	4	390	0	0
Guillermo Jara	1	0	12	0	0
Hector Jimenez	1	1	52	0	0
Harut Karapetyan	8	5	478	0	0
Chris Klein	4	2	184	0	0
Dema Kovalenko	6	6	509	0	0
David Kramer	3	0	72	0	0
Eddie Lewis	6	3	306	0	0
Ricky Lewis	1	0	1	0	0
Paulo Nagamura	4	3	369	0	0

Joseph Ngwenya	1	1	57	0	0
Arash Noamouz	3	2	158	0	0
Curt Onalfo	3	1	150	0	0
Marvin Quijano	2	0	26	0	0
Matt Reis	1	0	51	0	0
Donovan Ricketts	7	7	636	0	0
Jorge Salcedo	7	5	474	0	0
Wellington Sanchez	3	0	68	0	0
Marcelo Saragosa	5	4	283	0	0
Marcelo Sarvas	6	2	278	0	0
Josh Saunders	11	10	954	0	0
Mark Semioli	5	5	406	0	0
Michael Stephens	6	0	52	0	0
Ryan Suarez	1	0	9	0	0
Brian Taylor	1	0	8	0	0
Arturo Torres	4	2	246	0	0
Jose Vasquez	1	0	23	0	0
Jose Villarreal	1	0	6	0	0
Sebastien Vorbe	3	0	31	0	0
Brad Wilson	1	0	2	0	0
Team totals	62	62	5793	106	107
Opponent totals	62	62	5793	69	76

GALAXY INDIVIDUAL GOALKEEPING

GOALKEEPER	GP	GS	SV	GA	GAA	SO
David Kramer	3	0	2	0	0.00	1
Matt Reis	1	0	0	0	0.00	1
Josh Saunders	11	10	30	8	0.75	3
Donovan Ricketts	7	7	24	7	0.99	3
Jorge Campos	6	6	25	6	0.99	1
Kevin Hartman	39	39	137	48	1.20	12
Team totals	62	62	223	69	1.07	21
Opponent totals	62	62	218	106	1.65	11

LA GALAXY INDIVIDUAL HIGH GAMES (2013)

Goals				
3	Mike Magee	03/03/2013	vs. CHI	W 4-0
3	Robbie Keane	05/26/2013	vs. SEA	W 4-0
3	Landon Donovan	08/11/2013	at DAL	T 3-3
3	Robbie Keane	08/17/2013	vs. RSL	W 4-2
Assists				
2	7 times			
Shots				
8	Mike Magee	03/03/2013	vs. CHI	W 4-0
8	Gyasi Zardes	06/23/2013	at CHV	W 1-0
Shots on Goal				
5	Mike Magee	03/03/2013	vs. CHI	W 4-0
Fouls Committed				
7	Marcelo Sarvas	03/23/2013	vs. COL	W 1-0
Fouls Suffered				
7	Marcelo Sarvas	05/15/2013	at PHI	W 4-1
Offside				
3	Robbie Keane	05/19/2013	at NY	L 0-1
Saves				
7	Brian Rowe	04/27/2013	at RSL	W 2-0
Shots Faced				
8	Carlo Cudicini	05/11/2013	at VAN	L 1-3
Goals Allowed				
5	Carlo Cudicini	06/02/2013	at NE	L 0-5

TEAM HIGH GAMES (2013)

Goals				
5	10/06/2013	vs. CHV	W 5-0	
Assists				
5	08/17/2013	vs. RSL	W 4-2	
5	10/06/2013	vs. CHV	W 5-0	
Shots				
23	07/04/2013	vs. CLB	W 2-1	
23	07/07/2013	vs. DAL	W 2-0	
23	08/17/2013	vs. RSL	W 4-2	
Shots on Goal				
11	08/17/2013	vs. RSL	W 4-2	
Fouls Committed				
19	04/20/2013	vs. KC	W 2-0	
19	06/02/2013	at NE	L 0-5	
Fouls Suffered				
22	03/17/2013	vs. CHV	T 1-1	
Corner Kicks				
11	03/23/2013	vs. COL	W 1-0	
Offside				
5	04/20/2013	vs. KC	W 2-0	
Saves				
7	04/27/2013	at RSL	W 2-0	
Shots Faced				
8	04/27/2013	at RSL	W 2-0	
8	05/11/2013	at VAN	L 1-3	
Goals Allowed				
5	06/02/2013	at NE	L 0-5	

TEAM LOW GAMES (2013)

Shots				
6	04/13/2013	at DAL	L 0-1	
Shots on Goal				
1	08/24/2013	at VAN	W 1-0	
Fouls Committed				
2	05/05/2013	vs. HOU	L 0-1	
Fouls Suffered				
3	08/17/2013	vs. RSL	W 4-2	
Corner Kicks				
2	04/27/2013	at RSL	W 2-0	
2	09/14/2013	at DC	T 2-2	
Offside				
0	12 times			
Saves				
0	03/17/2013	vs. CHV	T 1-1	
0	05/26/2013	vs. SEA	W 4-0	
0	06/02/2013	at NE	L 0-5	
Shots Faced				
0	05/26/2013	vs. SEA	W 4-0	

LA GALAXY INDIVIDUAL POSTSEASON HIGH GAMES (1996-2012)

Goals				
2	12 times			
Assists				
3	Mauricio Cienfuegos	10/01/1998	vs. DAL	W 6-1
3	Martin Machon	10/01/1998	vs. DAL	W 6-1
3	Luis Hernandez	09/20/2000	vs. TB	W 5-2
Shots				
9	Carlos Ruiz	09/25/2002	vs. KC	W 3-2
9	Carlos Ruiz	10/20/2002	vs. NE	W 1-0
9	Herculez Gomez	11/13/2005	at NE	W 1-0
Shots on Goal				
6	Carlos Ruiz	09/25/2002	vs. KC	W 3-2
Fouls Committed				
7	Greg Vanney	09/14/2000	at TB	W 1-0
7	Carlos Ruiz	10/30/2004	vs. COL	W 2-0
Fouls Suffered				
7	Cobi Jones	11/21/1999	vs. DC	L 0-2
7	Carlos Ruiz	10/05/2002	vs. COL	W 4-0
7	Landon Donovan	11/22/2009	vs. RSL	L 1-1
Offside				
6	Luis Hernandez	09/14/2000	at TB	W 1-0
Saves				
8	Kevin Hartman	09/29/2000	at KC	T 0-0
8	Donovan Ricketts	10/31/2010	at SEA	W 1-0
Shots Faced				
9	Kevin Hartman	09/26/2001	at MET	L 1-4
9	Kevin Hartman	11/09/2003	at SJ	L 2-5
Goals Allowed				
5	Kevin Hartman	11/09/2003	at SJ	L 2-5

LA GALAXY TEAM POSTSEASON HIGH GAMES (1996-2012)

Goals				
6	10/01/1998	vs. DAL	W 6-1	
Assists				
9	10/01/1998	vs. DAL	W 6-1	
Shots				
29	09/23/2001	vs. MET	T 1-1	
Shots on Goal				
13	10/01/1998	vs. DAL	W 6-1	
Fouls Committed				
29	10/13/2001	vs. CHI	W 1-0	
Fouls Suffered				
26	10/06/2000	at KC	L 0-2	
26	10/05/2002	vs. COL	W 4-0	
Corner Kicks				
11	09/29/1996	vs. SJ	W 2-0	
Offside				
10	09/20/2000	vs. TB	W 5-2	
Saves				
8	09/29/2000	at KC	T 0-0	
8	10/31/2010	at SEA	W 1-0	
Shots Faced				
9	09/26/2001	at MET	L 1-4	
9	11/09/2003	at SJ	L 2-5	
Goals Allowed				
5	11/09/2003	at SJ	L 2-5	

TEAM POSTSEASON LOW GAMES (1996-2012)

Shots				
5	11/18/2012	at SEA	L 1-2	
Shots on Goal				
1	09/29/2000	at KC	T 0-0	
Fouls Committed				
8	11/03/2011	vs. NY	W 2-1	
8	11/07/2012	at SJ	W 3-1	
Fouls Suffered				
6	11/01/2009	at CHV	T 2-2	
Corner Kicks				
1	09/14/2000	at TB	W 1-0	
1	10/29/2005	at SJ	T 1-1	
1	10/30/2011	at NY	W 1-0	
1	11/07/2012	at SJ	W 3-1	
Offside				
0	09/23/2001	vs. MET	T 1-1	
0	10/05/2002	vs. COL	W 4-0	
0	11/08/2009	vs. CHV	W 1-0	
0	11/13/2009	vs. HOU	W 2-0	
0	11/03/2011	vs. NY	W 2-1	
Saves				
1	11 times			
Shots Faced				
1	10/05/1997	vs. DAL	L 0-0	
1	09/14/2000	at TB	W 1-0	
1	10/09/2002	at COL	W 1-0	
1	10/20/2002	vs. NE	W 1-0	
1	11/20/2011	vs. HOU	W 1-0	

2013 LA GALAXY STATISTICS (15-11-8, 53 pts.)

UNF	POS	PLAYER	GP	GS	MIN	G	A	SHT	SOG	FC	FS	OFF	CK	C	E
7	F	Robbie Keane	23	22	1980	16	11	65	29	18	27	17	1	2	0
10	M	Landon Donovan	22	21	1874	10	9	38	19	24	28	5	108	1	0
18	M	*Mike Magee	10	10	892	6	0	36	13	14	12	5	5	1	0
8	M	Marcelo Sarvas	33	33	2897	4	6	53	15	80	62	1	4	9	0
29	F	Gyasi Zardes	27	23	2170	4	4	78	23	26	31	7	1	1	0
16	M	Hector Jimenez	26	14	1178	3	4	20	7	10	13	1	0	0	0
33	F	Jose Villarreal	22	12	1109	2	1	37	12	22	20	1	11	0	0
5	D	Sean Franklin	33	29	2736	1	4	15	3	29	22	1	0	3	0
19	M	Juninho	32	32	2770	1	4	50	14	42	32	2	80	6	0
4	D	Omar Gonzalez	27	27	2368	1	2	19	4	17	14	0	0	2	0
32	F	Jack McBean	15	7	554	1	2	19	8	6	17	1	0	0	0
15	M	Laurent Courtois (TOT)	11	3	348	1	1	15	4	5	9	1	9	1	0
15	M	Laurent Courtois (LA)	6	0	83	0	1	4	1	1	4	0	1	1	0
26	M	Michael Stephens	21	8	775	1	1	3	1	9	3	0	0	0	0
28	D	Kofi Opare	6	6	534	1	0	2	1	4	5	0	0	1	0
27	F	Charlie Rugg	4	2	151	1	0	2	1	3	1	2	0	0	0
2	D	Todd Dunivant	25	25	2228	0	2	8	3	18	10	0	0	2	0
6	M	Pablo Mastroeni (TOT)	16	8	571	0	1	3	0	7	6	0	0	1	0
6	M	Pablo Mastroeni (LA)	9	3	266	0	1	1	0	2	3	0	0	1	0
14	M	Robbie Rogers	11	7	602	0	1	18	6	12	16	1	6	0	0
11	M	Colin Clark	11	4	334	0	0	6	2	3	6	0	0	0	0
35	D	Greg Cochran	12	9	848	0	0	5	0	0	4	0	0	0	0
1	G	Carlo Cudicini	21	21	1890	0	0	0	0	0	2	0	0	2	0
20	D	A.J. DeLaGarza	28	28	2399	0	0	2	1	22	22	0	0	3	0
25	M	Rafael Garcia	9	1	222	0	0	1	1	4	5	0	0	0	0
22	D	Leonardo	14	12	1106	0	0	6	3	13	9	0	0	1	1
21	D	Tommy Meyer	7	5	494	0	0	1	0	7	4	0	0	0	0
18	G	Jaime Penedo	9	9	810	0	0	0	0	0	1	0	0	0	0
12	G	Brian Rowe	4	4	360	0	0	0	0	0	1	0	0	0	0
17	D	Bryan Gaul	0	0	0	0	0	0	0	0	0	0	0	0	0
30	F	Chandler Hoffman	0	0	0	0	0	0	0	0	0	0	0	0	0
24	G	Brian Perk	0	0	0	0	0	0	0	0	0	0	0	0	0
36	D	Oscar Sorto	0	0	0	0	0	0	0	0	0	0	0	0	0
34	M	Kenney Walker	0	0	0	0	0	0	0	0	0	0	0	0	0
		Own-goals received				1									
		Team totals	34	34	3060	53	53	489	167	386	403	44	217	36	1
		Opponent totals	34	34	3060	38	44	326	118	403	386	143	140	50	5

GAME-WINNING GOALS: Mike Magee 3, Robbie Keane 3, Gyasi Zardes 2, Marcelo Sarvas 2

Landon Donovan 2, Kofi Opare 1, Omar Gonzalez 1, Sean Franklin 1

GAME-WINNING ASSISTS: Landon Donovan 5, Marcelo Sarvas 3, Robbie Keane 3, Gyasi Zardes 2

Todd Dunivant 2, Juninho 1

PENALTY KICK GOALS/ATTEMPTS: Robbie Keane 5-5, Landon Donovan 0-2, Mike Magee 1-1

LA GALAXY INDIVIDUAL GOALKEEPING

UNF	POS	GOALKEEPER	GP	GS	MIN	SHTS	SV	GA	GAA	PG	PA	W	L	T	SO
18	G	Jaime Penedo	9	9	810	31	24	7	0.78	0	0	4	1	4	4
12	G	Brian Rowe	4	4	360	19	14	4	1.00	0	0	2	2	0	2
1	G	Carlo Cudicini	21	21	1890	68	39	27	1.29	0	1	9	8	4	7
		Team totals	34	34	3060	118	77	38	1.12	0	1	15	11	8	13
		Opponent totals	34	34	3060	167	110	53	1.56	6	8	11	15	8	9

* = Played with other teams in 2013. Only LA Galaxy statistics listed here.

LA GALAXY 2013 SCHEDULE

DAY	DATE	OPPONENT	RESULT	ATT.	W-L-T	POS.	PTS	NOTES:
Sun. Mar.	3	Chicago	W 4-0	20,124	1-0-0	T1	3	LA: Magee (38,68,74) Keane (80)
Sun. Mar.	17	Chivas USA	T 1-1	19,117	1-0-1	T3	4	LA: McBean (83); CHV: Alvarez (89)
Sat. Mar.	23	Colorado	W 1-0	19,936	2-0-1	T2	7	LA: Magee (50)
Sat. Mar.	30	at Toronto FC	T 2-2	18,355	2-0-2	3	8	LA: Magee (16) Villarreal (92+); TOR: Earnshaw (29) Osorio (78)
Sat. Apr.	13	at FC Dallas	L 0-1	20,465	2-1-2	0	8	DAL: John (87)
Sat. Apr.	20	Sporting KC	W 2-0	25,908	3-1-2	T2	11	LA: Sarvas (27) Donovan (74)
Sat. Apr.	27	at Real Salt Lake	W 2-0	17,655	4-1-2	2	14	LA: Magee (6) Rugg (13)
Sun. May	5	Houston	L 0-1	20,071	4-2-2	T2	14	HOU: Driver (56)
Sat. May	11	at Vancouver	L 1-3	21,000	4-3-2	T5	14	LA: Zardes (86); VAN: Teibert (63,76) Mattocks (92+)
Wed. May	15	at Philadelphia	W 4-1	17,031	5-3-2	0	17	LA: own goal (3) Keane (71) Jimenez (80) Donovan (87); PHI: Okugo (23)
Sun. May	19	at New York	L 0-1	25,219	5-4-2	3	17	NY: Cahill (91+)
Sun. May	26	Seattle	W 4-0	24,811	6-4-2	4	20	LA: Franklin (12) Keane (24,34,44)
Sun. June	2	at New England	L 0-5	19,120	6-5-2	5	20	NE: Sene (33) Nguyen (71) Fagundez (87) Barrett (91+) Rowe (94+)
Sat. June	8	at Real Salt Lake	L 1-3	18,962	6-6-2	T5	20	LA: Donovan (46+); RSL: Stephenson (44) Garcia (84,92+)
Wed. June	19	Portland	T 0-0	23,675	6-6-3	T5	21	
Sun. June	23	at Chivas USA	W 1-0	14,575	7-6-3	4	24	LA: Zardes (44)
Sat. June	29	at San Jose	L 2-3	50,028	7-7-3	5	24	LA: Sarvas (20) Jimenez (65); SJ: Gordon (68,93+) Salinas (92+)
Thu. July	4	Columbus	W 2-1	24,180	8-7-3	4	27	LA: Keane (85,92+); CLB: Anor (78)
Sun. July	7	FC Dallas	W 2-0	19,729	9-7-3	T3	30	LA: Sarvas (65) Jimenez (80)
Sat. July	13	at Portland	L 1-2	20,674	9-8-3	4	30	LA: Sarvas (17); POR: R. Johnson (27) Jean-Baptiste (94+)
Sat. July	20	Vancouver	W 2-1	20,093	10-8-3	3	33	LA: Villarreal (29) Zardes (57); VAN: Sanvezzo (19)
Sat. July	27	at Colorado	L 0-2	15,765	10-9-3	4	33	COL: Thomas (41) Powers (47)
Sun. Aug.	11	at FC Dallas	T 3-3	18,161	10-9-4	7	34	LA: Donovan (46+,73,82); DAL: Hedges (15) Perez (48,86)
Sat. Aug.	17	Real Salt Lake	W 4-2	24,237	11-9-4	4	37	LA: Keane (56,67,86) Gonzalez (75); RSL: Plata (53) Findley (95+)
Sat. Aug.	24	at Vancouver	W 1-0	21,000	12-9-4	2	40	LA: Donovan (3)
Sat. Aug.	31	San Jose	W 3-0	27,000	13-9-4	2	43	LA: Donovan (26) Keane (43,67)
Sat. Sept.	7	Colorado	L 0-1	20,801	13-10-4	3	43	COL: Buddle (75)
Sat. Sept.	14	at D.C. United	T 2-2	16,233	13-10-5	4	44	LA: Keane (7) Stephens (81); DC: Pontius (39) Porter (84)
Sat. Sept.	21	Seattle	T 1-1	20,504	13-10-6	T4	45	LA: Juninho (47+); SEA: Johnson (25)
Sun. Sept.	29	at Portland	L 0-1	20,674	13-11-6	5	45	POR: Urruti (52)
Sun. Oct.	6	Chivas USA	W 5-0	21,160	14-11-6	T4	48	LA: Keane (6,90) Donovan (23,41) Zardes (26)
Wed. Oct.	16	Montreal	W 1-0	13,320	15-11-6	T3	51	LA: Opore (68)
Sun. Oct.	20	San Jose	T 0-0	25,418	15-11-7	3	52	
Sun. Oct.	27	at Seattle	T 1-1	66,216	15-11-8	3	53	LA: Keane (78); SEA: Dempsey (30)



MLS CUP
PLAYOFFS • 2013

LA GALAXY

LA GALAXY – GAME-BY-GAME

#	Player	1	2	3	4	5	6	7	8	9	10	11	12	13	14	15	16	17	18	19	20	21	22	23	24	25	26	27	28	29	30	31	32	33	34
		CHI	CHV	COL	TOR	DAL	KC	RSL	HOU	VAN	PHI	NY	SEA	NE	RSL	POR	CHV	ST	CLB	DAL	POR	VAN	COL	DAL	RSL	VAN	ST	COL	DC	SEA	POR	CHV	MTL	ST	SEA
		4-0	1-1	1-0	2-2	0-1	2-0	2-0	0-1	1-3	4-1	0-1	4-0	0-5	1-3	0-0	1-0	2-3	2-1	2-0	1-2	2-1	0-2	3-3	4-2	1-0	3-0	0-1	2-2	1-1	0-1	5-0	1-0	0-0	1-1
1	Carlo Cudicini	90G	90G	90G	90G	90G	90G	90G	90G	90G	90G	90G	90G	90G	90G	90G	90G	90G	90G	90G	90G	90G	90G	90G	90D	90D	90D	90D	90D	90D	90D	90D	90D	90D	
2	Todd Dunivant	90D	77D	90D	90D	90D	90D	90D	90D	90D	90D	90D	90D	90D	90D	90D	90D	90D	90D	90D	90D	90D	90D	90D	90D	90D	90D	90D	90D	90D	90D	90D	90D	90D	
4	Omar Gonzalez	90D	90D	90D	90D	90D	90D	90D	90D	90D	90D	90D	90D	90D	90D	90D	90D	90D	90D	90D	90D	90D	90D	90D	90D	90D	90D	90D	90D	90D	90D	90D	90D	90D	
5	Sean Franklin	90M	90D	90D	90M			90D	90D	90D	85D	27	90D	90D	90D	90D	90D	90D	90D	90D	90D	90D	90D	90M	25	22	90M	67M	80	90D	90D	90D	90D	90D	90D
6	Pablo Mastroeni	90F	90F				90F				90F	90F	73F		90F	90F	90F	90F	90F	90F	90F	90F	90F	90F	90F	90F	90F	90F	90F	90F	90F	90F	90F	90F	
7	Robbie Keane	82M	90M	84M	90M	80M	90M	90M	90M	67M	90M	90M	90M	90M	90M	90M	90M	90M	90M	90M	90M	90M	90M	90M	90M	90M	90M	90M	90M	90M	90M	90M	90M	90M	
8	Marcelo Sarvas																																		
10	Landon Donovan																																		
11	Colin Clark	67M	45M	71M	5	56M																													
12	Brian Rowe							90G																											
14	Robbie Rogers																																		
15	Laurent Courtois																																		
16	Hector Jimenez							19																											
17	Bryan Gaul																																		
18	Jaime Penedo																																		
19	Mike Magee	82F	90M	90M	90F	90M	90M	90M	90M	90M	90M	90M	90M	90M	90M	90M	90M	90M	90M	90M	90M	90M	90M	90M	90M	90M	90M	90M	90M	90M	90M	90M	90M	90M	
20	Juninho	90M	90M	90M	90M	90M	90M	90M	90M	90M	90M	90M	90M	90M	90M	90M	90M	90M	90M	90M	90M	90M	90M	90M	90M	90M	90M	90M	90M	90M	90M	90M	90M	90M	
21	A.J. Delagarza	90D	90D	90D	90D	90D	90D	90D	90D	90D	90D	90D	90D	90D	90D	90D	90D	90D	90D	90D	90D	90D	90D	90D	90D	90D	90D	90D	90D	90D	90D	90D	90D	90D	
22	Tommy Meyer																																		
24	Leonardo	90D	45	90D	85D	60D																													
25	Brian Perik																																		
26	Rafael Garcia	8	6				10		1				80																						
27	Michael Stephens	23	13	23	70M			19	18				90M	66M	84M	89M																			
28	Charlie Rugg							71F	55F					2																					
29	Kofi Opare																																		
30	Gyasi Zardes																																		
32	Chandler Hoffman																																		
33	Jack McBean	8	26	90F	61F	64F	68F	53F																											
34	Jose Villarreal																																		
35	Kenney Walker	64F	67F	20	34			73F	90F	72F	61F	17	30	71F																					
36	Greg Cochrane																																		
	Oscar Soto							90D	22	90D	90D	90D	9	7	90D	90D	90D																		

"00" = 100 minutes played
F/M/D/G = starting position

Played for other teams:
Laurent Courtois played 265 minutes for CHV
Pablo Mastroeni played 305 minutes for COL



MLS CUP
PLAYOFFS • 2013

LA GALAXY

LA GALAXY – GAME-BY-GAME LOG

Game #1	03/03/2013	LA 4 vs CHI 0	W
Game #2	03/17/2013	LA 1 vs CHV 1	T
Game #3	03/23/2013	LA 1 vs COL 0	W
Game #4	03/30/2013	LA 2 at TOR 2	T
Game #5	04/13/2013	LA 0 at DAL 1	L
Game #6	04/20/2013	LA 2 vs KC 0	W
Game #7	04/27/2013	LA 2 at RSL 0	W
Game #8	05/05/2013	LA 0 vs HOU 1	L
Game #9	05/11/2013	LA 1 at VAN 3	L
Game #10	05/15/2013	LA 4 at PHI 1	W
Game #11	05/19/2013	LA 0 at NY 1	L
Game #12	05/26/2013	LA 4 vs SEA 0	W
Game #13	06/02/2013	LA 0 at NE 5	L
Game #14	06/08/2013	LA 1 at RSL 3	L
Game #15	06/19/2013	LA 0 vs POR 0	T
Game #16	06/23/2013	LA 1 at CHV 0	W
Game #17	06/29/2013	LA 2 at SJ 3	L
Game #18	07/04/2013	LA 2 vs CLB 1	W
Game #19	07/07/2013	LA 2 vs DAL 0	W
Game #20	07/13/2013	LA 1 at POR 2	L
Game #21	07/20/2013	LA 2 vs VAN 1	W
Game #22	07/27/2013	LA 0 at COL 2	L
Game #23	08/11/2013	LA 3 at DAL 3	T
Game #24	08/17/2013	LA 4 vs RSL 2	W
Game #25	08/24/2013	LA 1 at VAN 0	W
Game #26	08/31/2013	LA 3 vs SJ 0	W
Game #27	09/07/2013	LA 0 vs COL 1	L
Game #28	09/14/2013	LA 2 at DC 2	T
Game #29	09/21/2013	LA 1 vs SEA 1	T
Game #30	09/29/2013	LA 0 at POR 1	L
Game #31	10/06/2013	LA 5 vs CHV 0	W
Game #32	10/16/2013	LA 1 vs MTL 0	W
Game #33	10/20/2013	LA 0 vs SJ 0	T
Game #34	10/27/2013	LA 1 at SEA 1	T

Magee 1 (Dunivant 1)	38;	Magee 2 (Keane 1)	68;	Magee 3 (unassisted)	74;	Keane 1 (Gonzalez 1, Stephens 1)	80
McBean 1 (unassisted)	83						
Magee 4 (penalty kick)	50						
Magee 5 (Sarvas 1, McBean 1); Villarreal 1 (unassisted)	92+						
Sarvas 1 (Donovan 1)	27;	Donovan 1 (Keane 2, Sarvas 2)	74				
Magee 6 (Juninho 1)	6;	Rugg 1 (Jimenez 1, McBean 2)	13				
Zardes 1 (Villarreal 1)	86						
own goal (MacMath)	3;	Keane 2 (Donovan 2, Sarvas 3)	71;	Jimenez 1 (Donovan 3)	80;	Donovan 2 (Keane 3)	87
Franklin 1 (Keane 4, Sarvas 4)	12;	Keane 3 (unassisted)	24;	Keane 4 (penalty kick)	34;	Keane 5 (penalty kick)	44
Donovan 3 (unassisted)	46+						
Zardes 2 (Donovan 4)	44						
Sarvas 2 (Keane 5, Donovan 5)	20;	Jimenez 2 (Keane 6, Donovan 6)	65				
Keane 6 (penalty kick)	85;	Keane 7 (penalty kick)	92+				
Sarvas 3 (Keane 7)	65;	Jimenez 3 (Rogers 1, Keane 8)	80				
Sarvas 4 (Jimenez 2, Franklin 1)	17						
Villarreal 2 (Gonzalez 2, Juninho 2)	29;	Zardes 3 (Dunivant 2)	57				
Donovan 4 (Keane 9)	46+;	Donovan 5 (Sarvas 5)	73;	Donovan 6 (Jimenez 3)	82		
Keane 8 (Juninho 3)	56;	Keane 9 (Franklin 2, Juninho 4)	67;	Gonzalez 1 (Donovan 7)	75;	Keane 10 (Franklin 3)	86
Donovan 7 (unassisted)	3						
Donovan 8 (Keane 10, Sarvas 6)	26;	Keane 11 (penalty kick)	43;	Keane 12 (Franklin 4, Zardes 1)	67		
Keane 13 (Donovan 8)	7;	Stephens 1 (Keane 11)	81				
Juninho 1 (unassisted)	47+						
Keane 14 (Donovan 9, Zardes 2)	6;	Donovan 9 (Zardes 3)	23;	Zardes 4 (unassisted)	26;	Donovan 10 (Mastroeni 1)	41;
Keane 15 (Courtois 1)	90						
Opore 1 (Zardes 4)	68						
Keane 16 (Jimenez 4)	78						



LA GALAXY – CUP COMPETITIONS – GAME-BY-GAME

68



2013 RECORD

	GP	W-L-T	PTS	GF	GA
Impact	34	14-13-7	49	50	49

RECORD at STADE SAPUTO

	GP	W-L-T	PTS	GF	GA
	17	10-4-3	33	31	20

RECORD on road

	GP	W-L-T	PTS	GF	GA
	17	4-9-4	16	19	29

RECORD at the half

	W	L	T
LEADING	9	2	2
TIED	3	1	4
TRAILING	2	10	1

RECORD with the first goal

	W	L	T
SCORING	11	1	4
CONCEDING	3	12	1

TEAM COMPARISONS

	FOR	AGAINST
GOALS SCORED	1.47 (6th)	1.44 (15th)
TOTAL SHOTS	12.26 (13th)	14.59 (3rd)
SHOTS ON GOAL	4.94 (2nd)	4.85 (17th)
SHOOTING ACCURACY	40.3% (1st)	33.3% (11th)
SCORING %AGE	12.0% (6th)	9.9% (17th)
FOULS	10.88 (19th)	14.12 (18th)
CORNER KICKS	4.15 (16th)	5.78 (18th)
OFFSIDE	3.68 (1st)	2.00 (7th)

GOALS SCORED IN GAME

GP	0	1	2	3	4+	TOT	AVG
34	10	9	9	3	3	50	1.47

GOALS ALLOWED IN GAME

GP	0	1	2	3	4+	TOT	AVG
34	8	11	9	4	2	49	1.44

GOALS BY INTERVALS

	TOT	0-15	16-30	31-45+	46-60	61-75	76-90+
FOR	50	5	5	13	9	7	11
AGAINST	49	9	10	3	4	8	15

WHERE THE GOALS COME FROM

	FOR	AGAINST
GOALS SCORED	50	49
MINUTES PER GOAL	61	62

HOW SCORED

RIGHT FOOT	35	26
LEFT FOOT	11	19
HEADERS	4	4
OTHER	0	0

TYPE OF PLAY

OPEN PLAY	37	30
CROSS	1	5
CORNER	5	5
REBOUND	0	1
PENALTIES	4	4
DIRECT FROM FREE KICK	0	0
FREE KICK (INDIRECT)	3	3
OWN GOALS	0	1

DISTANCE

INSIDE GOAL AREA	8	7
INSIDE PENALTY AREA	37	35
OUTSIDE PENALTY AREA	5	7

PRIMARY TEAM





MLS CUP PLAYOFFS ★ 2013



MONTREAL IMPACT

No.	Player	Pos	Ht	Wt	Birthdate	Birthplace	2013				CAREER			
							GP	GS	G	A	GP	GS	G	A
1	Troy Perkins	G	6-2	190	07/29/1981	Springfield, OH	33	33	0	0	192	192	0	1
In his eighth MLS season, arriving in Montreal in a trade of goalkeepers with Portland in 2012. Has made six appearances with the U.S. national team.														
2	Nelson Rivas	D	5-10	209	03/25/1983	Pradera, Colombia	0	0	0	0	11	11	0	1
Made his professional debut with Deportivo Pasto, playing 12 games in Colombian first division. Played one game with the Colombian national team.														
3	Zarek Valentin	D	5-11	156	08/06/1991	Lancaster, PA	0	0	0	0	40	38	1	1
Drafted in the first round of the 2011 MLS SuperDraft by Chivas USA. Made his professional debut on March 19, 2011. On loan to Bodo/Glimt in Norway.														
5	Jeb Brovsky	D	6-1	170	12/03/1988	Lakewood, CO	30	29	2	2	82	70	2	4
In his second season with the Impact. Drafted first in the second round (19th overall) in the 2011 MLS SuperDraft by Vancouver Whitecaps FC.														
6	Hassoun Camara	D	6-2	188	02/03/1984	Noisy-Le-Sec, France	32	32	3	3	52	51	4	5
Joined the Impact in February 2011 after taking part in the team's invitational camp. Spent two seasons with Olympique Marseille in France's Ligue 1.														
7	Felipe Martins	M	5-7	150	09/30/1991	Engenheiro Beltrao, Brazil	32	28	5	8	62	58	9	18
In his first MLS season in 2012, he finished eighth in the league and led the Impact with 10 assists.														
8	Patrice Bernier	M	5-9	175	09/23/1979	Brossard, Quebec, Canada	31	28	4	8	58	53	13	16
Named the Impact Most Valuable Player in 2012 after leading the team with nine goals, including six from the penalty spot.														
9	Marco Di Vaio	F	5-11	172	07/15/1976	Rome, Italy	33	31	20	2	50	47	25	5
Third in MLS in the MLS Golden Boot with 20 goals in 2013, all of them coming without the aid of penalty kicks.														
11	Sanna Nyassi	M	5-8	140	01/31/1989	Bwiam, Gambia	22	11	1	1	114	61	14	12
Began his career in 2004 with Gambia Ports Authority of the GFA League First Division. In 2012, he set a personal best in MLS with six goals.														
13	Matteo Ferrari	D	6-1	170	12/05/1979	Aflou, Algeria	31	31	1	1	56	54	1	1
Played 11 games for the Italian national team, including EURO 2004. Played more than 200 games in Serie A, including with Inter Milan, Parma AC and AS Roma.														
14	Alessandro Nesta	D	6-1	175	03/19/1976	Rome, Italy	23	23	0	1	31	31	0	1
Started his career with his hometown club Lazio before he joined AC Milan in 2002 where he won two UEFA Champions League titles. Joined Montreal in 2012.														
15	Andres Romero	M	5-9	160	12/21/1989	Bell Ville, Argentina	30	20	2	2	30	20	2	2
Loaned by Tombense FC to the Impact in February 7. Part of the Argentina squad for the 2009 South American Youth Championship.														
16	Calum Mallace	M	6-2	175	10/01/1990	Torphichen, Scotland	2	0	0	0	6	4	0	0
Drafted in the second round, 20th overall, in the 2012 MLS SuperDraft, out of Marquette Univ.														
18	Collen Warner	M	5-9	177	06/24/1988	Denver, CO	17	9	1	0	83	55	1	6
Began career with Real Salt Lake in 2010. Played three years with the Univ. of Portland, concluding his career with 20 goals and 20 assists in 79 games.														
19	Blake Smith	M	5-10	150	01/17/1991	El Paso, TX	16	0	2	1	16	0	2	1
Drafted in the first round, eighth overall, by the Impact in the 2013 MLS SuperDraft out of Univ. of New Mexico.														
21	Justin Mapp	M	5-10	161	10/18/1984	Brandon, MS	27	25	2	8	275	220	22	57
In his 12th MLS season, his first with Montreal. Has also played with Chicago, D.C. United and Philadelphia. Has made eight appearances for the U.S. national team.														
22	Davy Arnaud	M	5-11	160	06/22/1980	Nederland, TX	24	21	1	5	297	265	48	43
The first Impact team captain in Major League Soccer. In his 12th MLS season, after playing 10 years with Kansas City out of West Texas A&M Univ.														
23	Hernan Bernardello	M	5-9	165	08/03/1986	Rosario, Argentina	8	8	0	0	8	8	0	0
Joined the Impact on July 23, becoming the second Designated Player in club history. Played with Athletic Colon in his homeland. One cap with Argentina.														
26	Adrian Lopez	D	6-0	192	02/25/1987	As Pontes, Spain	0	0	0	0	0	0	0	0
Joined the Impact on July 26. Last played with Wigan Athletic in England.														
27	Paolo DelPiccolo	M	6-0	165	05/28/1991	Wheat Ridge, CO	0	0	0	0	0	0	0	0
Drafted in the second round, 27th overall, by the Impact in the 2013 MLS SuperDraft. Was previously with Eintracht Frankfurt in Germany.														
28	Sinisa Ubiparipovic	F	5-8	162	08/25/1983	Zenica, Bosnia & Herzegovina	1	0	0	0	82	36	4	5
Drafted in the third round (33rd overall) of the 2007 MLS SuperDraft by New York Red Bulls. Newcomer of the Year with the Impact in 2011.														
30	Evan Bush	G	6-2	185	03/06/1986	Concord, OH	1	1	0	0	2	2	0	0
Joined the Montreal Impact in 2011, when he won the NASL's Golden Glove award. Played with the Univ. of Akron, from 2005 to 2008.														
31	Andrea Pisanu	M	5-11	160	01/07/1982	Cagliari, Italy	14	8	1	1	14	8	1	1
Acquired on loan from Bologna F.C. in Italy. An Italian youth international.														
33	Andrew Wenger	F	6-0	185	12/25/1990	Lancaster, PA	24	8	1	3	47	15	5	3
The first overall selection in the 2012 MLS SuperDraft out of Duke Univ., where he won the 2011 Missouri Athletic Club's Hermann Trophy.														
34	Karl Ouimette	D	6-0	175	06/18/1992	Repentigny, Quebec, Canada	7	6	1	0	9	6	1	0
The first player trained by the Impact academy to join the first team in Major League Soccer, and the second Quebec-born player to join the pro team.														
35	Daniele Paponi	F	6-0	159	04/16/1988	Ancona, Italy	16	8	2	1	16	8	2	1
Played three Serie A games and one Coppa Italia game with Bologna F.C. Loaned to the Impact for the 2013 season on April 19.														
40	Maxime Crepeau	G	6-0	183	05/11/1994	Greenfield Park, Quebec, Can	0	0	0	0	0	0	0	0
Became the fourth Homegrown player to join the Impact first team on March 5, after taking part in the team's training camp.														
43	Zakaria Messoudi	M	5-10	160	10/30/1993	Casablanca, Morocco	0	0	0	0	0	0	0	0
Joined the Impact Academy in 2010, playing three seasons with the Impact U21. Officially joined the Impact first team on June 4.														
51	Maxim Tissot	D	5-9	150	04/13/1992	Gatineau, Quebec, Canada	6	3	1	1	6	3	1	1
Officially joined the Impact first team on February 26, along with midfielder Wandrille Lefèvre, after taking part in the team's training camp.														
55	Wandrille Lefevre	M	6-1	198	12/17/1989	Chartres, France	6	4	0	1	6	4	0	1
Joined the Impact Academy in 2011 and played two matches that year with the first team in the NASL.														
98	Maximiliano Rodriguez	M	5-10	180	04/01/1994	Buenos Aires, Argentina	0	0	0	0	0	0	0	0
Acquired on loan from Argentinos Juniors in April. Also played for Atletico Madrid in Spain.														

HEAD COACH : Marco Schallibaum

04/06/1962

W14 L13 T7



MONTRÉAL IMPACT

MONTRÉAL IMPACT PLAYOFF HISTORY

HAVE NOT QUALIFIED

CAREER POSTSEASON STATISTICS FOR CURRENT MONTREAL IMPACT PLAYERS

UNF	POS	PLAYER	GP	GS	MIN	G	A	SHT	SOG	PKG	PKA	SKG	SKA	FC	FS	OFF	CK	C	E
22	M	Davy Arnaud	15	9	927	4	1	12	8	0	0	0	0	23	26	6	0	5	0
21	M	Justin Mapp	14	7	719	1	5	10	5	0	0	0	0	12	10	3	21	0	0
11	M	Sanna Nyassi	6	5	404	0	0	8	5	0	0	0	0	11	3	4	10	2	0
28	F-M	Sinisa Ubiparipovic	6	4	315	0	1	5	2	0	0	0	0	4	6	0	6	0	0
18	M	Collen Warner	1	0	34	0	0	0	0	0	0	0	0	0	1	0	0	0	0

UNF	POS	GOALKEEPER	GP	GS	MIN	SHTS	SV	GA	GAA	PKG	PKA	SKG	SKA	W	L	T	SO
1	GK	Troy Perkins	5	5	450	0	11	5	1.00	0	0	0	0	1	2	2	1

MONTREAL IMPACT

MONTREAL IMPACT INDIVIDUAL HIGH GAMES (2013)

Goals				
3	Marco Di Vaio	05/25/2013	vs. PHI	W 5-3
Assists				
2	Justin Mapp	05/25/2013	vs. PHI	W 5-3
2	Justin Mapp	08/24/2013	vs. HOU	W 5-0
2	Felipe Martins	08/24/2013	vs. HOU	W 5-0
2	Hassoun Camara	09/08/2013	at NE	W 4-2
Shots				
9	Marco Di Vaio	10/19/2013	vs. PHI	W 2-1
Shots on Goal				
5	Marco Di Vaio	03/16/2013	vs. TOR	W 2-1
Fouls Committed				
5	Davy Arnaud	03/30/2013	at KC	L 0-2
5	Davy Arnaud	07/20/2013	vs. DAL	T 0-0
5	Patrice Bernier	07/27/2013	vs. KC	W 1-0
5	Matteo Ferrari	10/12/2013	vs. NE	L 0-1
Fouls Suffered				
6	Felipe Martins	06/15/2013	at CLB	L 0-2
Offside				
9	Marco Di Vaio	09/08/2013	at NE	W 4-2
Saves				
6	Troy Perkins	05/11/2013	vs. RSL	W 3-2
6	Troy Perkins	08/03/2013	at DC	L 1-3
6	Evan Bush	10/16/2013	at LA	L 0-1
Shots Faced				
9	Troy Perkins	08/03/2013	at DC	L 1-3
Goals Allowed				
4	Troy Perkins	06/29/2013	vs. COL	L 3-4

TEAM HIGH GAMES (2013)

Goals				
5	05/25/2013	vs. PHI	W 5-3	
Assists				
6	05/25/2013	vs. PHI	W 5-3	
Shots				
21	06/19/2013	vs. HOU	W 2-0	
Shots on Goal				
10	06/19/2013	vs. HOU	W 2-0	
Fouls Committed				
18	10/19/2013	vs. PHI	W 2-1	
Fouls Suffered				
21	07/27/2013	vs. KC	W 1-0	
21	10/19/2013	vs. PHI	W 2-1	
Corner Kicks				
10	05/25/2013	vs. PHI	W 5-3	
Offside				
14	09/08/2013	at NE	W 4-2	
Saves				
7	10/16/2013	at LA	L 0-1	
Shots Faced				
9	08/03/2013	at DC	L 1-3	
Goals Allowed				
4	06/29/2013	vs. COL	L 3-4	
4	07/13/2013	at NY	L 0-4	

TEAM LOW GAMES (2013)

Shots				
4	08/31/2013	at PHI	T 0-0	
Shots on Goal				
1	03/30/2013	at KC	L 0-2	
1	08/31/2013	at PHI	T 0-0	
1	10/12/2013	vs. NE	L 0-1	
Fouls Committed				
5	05/08/2013	at NY	L 1-2	
5	07/07/2013	vs. CHV	T 1-1	
Fouls Suffered				
6	08/24/2013	vs. HOU	W 5-0	
Corner Kicks				
0	09/08/2013	at NE	W 4-2	
Offside				
1	07/27/2013	vs. KC	W 1-0	
1	08/10/2013	at CHI	L 1-2	
1	10/12/2013	vs. NE	L 0-1	
1	10/26/2013	at TOR	L 0-1	
Saves				
1	05/25/2013	vs. PHI	W 5-3	
1	09/08/2013	at NE	W 4-2	
1	09/21/2013	vs. VAN	L 0-3	
Shots Faced				
2	06/19/2013	vs. HOU	W 2-0	
2	07/20/2013	vs. DAL	T 0-0	

2013 MONTREAL IMPACT STATISTICS (14-13-7, 49 pts.)

UNF	POS	PLAYER	GP	GS	MIN	G	A	SHT	SOG	FC	FS	OFF	CK	C	E
9	F	Marco Di Vaio	33	31	2746	20	2	118	53	14	33	78	3	4	0
7	M	Felipe Martins	32	28	2350	5	8	55	24	32	58	5	33	6	0
8	M	Patrice Bernier	31	28	2474	4	8	23	7	50	43	0	13	4	0
6	D	Hassoun Camara	32	32	2874	3	3	20	6	35	34	1	0	7	0
21	M	Justin Mapp	27	25	2137	2	8	34	15	21	43	2	44	2	0
5	D	Jeb Brovsky	30	29	2610	2	2	14	6	21	14	1	0	5	0
15	M	Andres Romero	30	20	1672	2	2	18	7	27	31	2	16	4	0
35	F	Daniele Paponi	16	8	800	2	1	29	11	9	16	11	0	2	0
19	M	Blake Smith	16	0	276	2	1	7	3	2	5	0	4	1	0
22	M	Davy Arnaud	24	21	1766	1	5	13	6	34	43	3	0	5	0
33	F	Andrew Wenger	24	8	853	1	3	24	8	17	9	7	0	1	0
13	D	Matteo Ferrari	31	31	2790	1	1	8	2	27	19	0	0	8	0
11	M	Sanna Nyassi	22	11	1162	1	1	20	9	12	19	6	3	2	0
31	M	Andrea Pisanu	14	8	631	1	1	10	4	10	22	8	17	2	0
51	D	Maxim Tissot	6	3	303	1	1	2	2	2	2	1	0	1	0
34	D	Karl Ouimette	7	6	547	1	0	5	1	4	2	0	0	0	0
18	M	Collen Warner	17	9	876	1	0	10	3	24	8	0	0	2	0
55	M	Wandrille Lefevre	6	4	397	0	1	2	1	3	3	0	0	2	0
14	D	Alessandro Nesta	23	23	1939	0	1	2	0	11	19	0	0	0	1
23	M	Hernan Bernardello	8	8	626	0	0	2	0	10	20	0	8	1	0
30	G	Evan Bush	1	1	90	0	0	0	0	0	1	0	0	0	0
17	D	*Dennis Iapichino	9	7	714	0	0	1	0	4	6	0	0	3	0
16	M	Calum Mallace	2	0	36	0	0	0	0	0	0	0	0	0	0
1	G	Troy Perkins	33	33	2970	0	0	0	0	1	9	0	0	0	0
28	F	Sinisa Ubiparipovic	1	0	5	0	0	0	0	0	0	0	0	0	0
26	D	Adrian Lopez	0	0	0	0	0	0	0	0	0	0	0	0	0
40	G	Maxime Crepeau	0	0	0	0	0	0	0	0	0	0	0	0	0
27	M	Paolo DelPiccolo	0	0	0	0	0	0	0	0	0	0	0	0	0
43	M	Zakaria Messoudi	0	0	0	0	0	0	0	0	0	0	0	0	0
2	D	Nelson Rivas	0	0	0	0	0	0	0	0	0	0	0	0	0
98	M	Maximiliano Rodriguez	0	0	0	0	0	0	0	0	0	0	0	0	0
3	D	Zarek Valentin	0	0	0	0	0	0	0	0	0	0	0	0	0
		Team totals	34	34	3060	50	49	417	168	370	480	125	141	62	1
		Opponent totals	34	34	3060	49	41	496	166	480	370	68	197	63	3

GAME-WINNING GOALS: Marco Di Vaio 5, Felipe Martins 2, Andrew Wenger 1, Collen Warner 1

Blake Smith 1, Andres Romero 1, Karl Ouimette 1, Matteo Ferrari 1

Davy Arnaud 1

GAME-WINNING ASSISTS: Patrice Bernier 5, Felipe Martins 2, Justin Mapp 2, Hassoun Camara 2

Blake Smith 1, Andres Romero 1, Andrea Pisanu 1, Wandrille Lefevre 1

Marco Di Vaio 1, Davy Arnaud 1

PENALTY KICK GOALS/ATTEMPTS: Patrice Bernier 4-4

MONTREAL IMPACT INDIVIDUAL GOALKEEPING

UNF	POS	GOALKEEPER	GP	GS	MIN	SHTS	SV	GA	GAA	PG	PA	W	L	T	SO
30	G	Evan Bush	1	1	90	7	6	1	1.00	0	0	0	1	0	0
1	G	Troy Perkins	33	33	2970	159	110	48	1.45	4	6	14	12	7	8
		Team totals	34	34	3060	166	116	49	1.44	4	6	14	13	7	8
		Opponent totals	34	34	3060	168	112	50	1.47	4	4	13	14	7	10

* = Played with other teams in 2013. Only Montreal Impact statistics listed here.

MONTREAL IMPACT 2013 SCHEDULE

DAY	DATE	OPPONENT	RESULT	ATT.	W-L-T	POS.	PTS	NOTES:
Sat.	Mar. 2	at Seattle	W 1-0	38,998	1-0-0	T1	3	MTL: Arnaud (35)
Sat.	Mar. 9	at Portland	W 2-1	20,674	2-0-0	1	6	MTL: Camara (30) Martins (60); POR: R. Johnson (80)
Sat.	Mar. 16	Toronto FC	W 2-1	37,896	3-0-0	1	9	MTL: Bernier (34) Di Vaio (46+); TOR: Earnshaw (68)
Sat.	Mar. 23	New York	W 1-0	26,259	4-0-0	1	12	MTL: Di Vaio (14)
Sat.	Mar. 30	at Sporting KC	L 0-2	18,609	4-1-0	1	12	KC: Bieler (5) Zusi (80)
Sun.	Apr. 14	Columbus	T 1-1	16,584	4-1-1	1	13	MTL: Di Vaio (68); CLB: Oduro (72)
Sat.	Apr. 27	Chicago	W 2-0	19,773	5-1-1	1	16	MTL: Romero (57) Di Vaio (76)
Sat.	May 4	at San Jose	T 2-2	10,074	5-1-2	T1	17	MTL: Mapp (24,47); SJ: Jahn (59) Cronin (91+)
Wed.	May 8	at New York	L 1-2	11,892	5-2-2	T3	17	MTL: Di Vaio (92+); NY: Henry (47+,88)
Sat.	May 11	Real Salt Lake	W 3-2	14,578	6-2-2	T2	20	MTL: Martins (39) Di Vaio (80) Ferrari (93+); RSL: own goal (7) Beckerman (77)
Sat.	May 25	Philadelphia	W 5-3	17,104	7-2-2	2	23	MTL: Di Vaio (2,28,32) Wenger (74) Smith (94+); PHI: McInerney (5) Hoppenot (69) Le Toux (85)
Sat.	June 1	at Sporting KC	W 2-1	19,470	8-2-2	1	26	MTL: Nyassi (47) Warner (53); KC: Bieler (49+)
Sat.	June 15	at Columbus	L 0-2	18,320	8-3-2	1	26	CLB: Sanchez (6) Oduro (22)
Wed.	June 19	Houston	W 2-0	17,694	9-3-2	1	29	MTL: Martins (14) Di Vaio (32)
Sat.	June 29	Colorado	L 3-4	20,383	9-4-2	1	29	MTL: Camara (38) Paponi (42,72); COL: Harris (24) Powers (59) Brown (77) Cascio (96+)
Wed.	July 3	at Toronto FC	T 3-3	21,700	9-4-3	1	30	MTL: Romero (1) Camara (69) Di Vaio (70); TOR: Brockie (6) Caldwell (21) O'Dea (24)
Sun.	July 7	Chivas USA	T 1-1	18,932	9-4-4	1	31	MTL: Bernier (80); CHV: Avila (55)
Sat.	July 13	at New York	L 0-4	17,235	9-5-4	1	31	NY: Alexander (10) Henry (16) Cahill (63) Luyindula (88)
Sat.	July 20	FC Dallas	T 0-0	20,801	9-5-5	T2	32	
Sat.	July 27	Sporting KC	W 1-0	20,527	10-5-5	T2	35	MTL: Smith (96+)
Sat.	Aug. 3	at D.C. United	L 1-3	12,354	10-6-5	3	35	MTL: Brovsky (52); DC: Silva (19) Doyle (68) Jeffrey (93+)
Sat.	Aug. 10	at Chicago	L 1-2	17,297	10-7-5	4	35	MTL: Martins (57); CHI: Lindpere (6) Duka (23)
Sat.	Aug. 17	D.C. United	W 2-1	20,801	11-7-5	T3	38	MTL: Di Vaio (43,83); DC: Doyle (81)
Sat.	Aug. 24	Houston	W 5-0	20,801	12-7-5	1	41	MTL: Di Vaio (35,70) Martins (37) Brovsky (58) Pisanu (91+)
Sat.	Aug. 31	at Philadelphia	T 0-0	18,339	12-7-6	0	42	
Sun.	Sept. 8	at New England	W 4-2	9,165	13-7-6	T1	45	MTL: Bernier (8,33) Di Vaio (47+,55); NE: Fagundez (26) Rowe (76)
Sat.	Sept. 14	Columbus	L 1-2	20,210	13-8-6	T2	45	MTL: Di Vaio (23); CLB: Marshall (66) Oduro (78)
Sat.	Sept. 21	Vancouver	L 0-3	20,006	13-9-6	3	45	VAN: Miller (7) Sanvezzo (89,91+)
Sat.	Sept. 28	at Chicago	T 2-2	18,173	13-9-7	3	46	MTL: Di Vaio (25) Tissot (87); CHI: Magee (57,73)
Fri.	Oct. 4	at Houston	L 0-1	19,892	13-10-7	4	46	HOU: R. Clark (6)
Sat.	Oct. 12	New England	L 0-1	18,917	13-11-7	T4	46	NE: Goncalves (31)
Wed.	Oct. 16	at Los Angeles	L 0-1	13,320	13-12-7	T4	46	LA: Opore (68)
Sat.	Oct. 19	Philadelphia	W 2-1	18,993	14-12-7	T3	49	MTL: Di Vaio (64) Ouimette (84); PHI: Fabinho (29)
Sat.	Oct. 26	at Toronto FC	L 0-1	13,211	14-13-7	T3	49	TOR: Earnshaw (16)



MONTREAL IMPACT

MONTREAL IMPACT – GAME-BY-GAME

#	Player	1	2	3	4	5	6	7	8	9	10	11	12	13	14	15	16	17	18	19	20	21	22	23	24	25	26	27	28	29	30	31	32	33	34
		SEA POR TOR NY KC CLB CHI SJ NY RSL PHI KC CLB HOU COL TOR CHV NY DAL KC DC CHI DC HOU PHI NE CLB VAN CHI HOU NE LA PHI TOR																																	
		1-0 2-1 2-1 1-0 0-2 1-1 2-0 2-2 1-2 3-2 5-3 2-1 0-2 2-0 3-4 3-3 1-1 0-4 0-0 1-0 1-3 1-2 2-1 5-0 0-0 4-2 1-2 0-3 2-2 0-1 0-1 2-1 0-1																																	
1	Troy Perkins	90G	90G	90G	90G	90G	90G	90G	90G	90G	90G	90G	90G	90G	90G	90G	90G	90G	90G	90G	90G	90G	90G	90G	90G	90G	90G	90G	90G	90G	90G	90G	90G	90G	
2	Nelson Rivas																																		
3	Zarek Valentin																																		
5	Jeb Brovsky	90D	90D	90D	90D	90D	90D	90D	90D	90D	90D	90D	77D	13	90D	90D	90D	90D	90D	90D	90D	90D	90D	90D	90D	90D	90D	90D	90D	90D	90D	90D	90D	90D	
6	Hassoun Camara	84D	90D	90D	90D	90D	90D	90D	90D	90D	90D	90D	90D	90D	90D	90D	90D	90D	90D	90D	90D	90D	90D	90D	90D	90D	90D	90D	90D	90D	90D	90D	90D	90D	
7	Felipe Martins	90M	87M	90M	75M	62M	90M	61M	88M	90M	88M	90M	77M	90M	90M	90M	90M	68M		71M	66M	16	35	82M	90M	78M	72M	79M	81M		65M	33	19	90M	57M
8	Patrice Bernier	90M	90M	90M	90M	90M	90M	90M	29	17	90M	90M	90M	90M	90M	90M	66M	22	90M	90M	70M	90M	90M	90M	90M	90M	90M	90M	90M	90M	90M	90M	90M	90M	90M
9	Marco Di Vaio	90F	75F	90F	90F	79F	88F	90F	65F	24	90F	85F	89F	90F	88F	90F	86F	85F		89F	90F	35	89F	88F	90F	89F	90F	90F	90F	90F	62F	90F	90F	90F	
11	Sanna Nyassi	45	90M	5			27	23		25	90M	4	90M	90M	90M	29	90M		86F	80F	68F	74F	8		34		8			25	90M	81M			
13	Matteo Ferrari	90D	90D	90D	90D	90D	90D		90D	90D	90D	90D	90D	90D	90D	90D	90D	90D	90D	90D	90D	90D	90D	90D	90D	90D	90D	90D	90D	90D	90D	90D	90D	90D	
14	Alessandro Nesta	90D	90D	12D										90D	74D																			89D	
15	Andres Romero		31	85M	84M	63M	67M	90M	90M	74M	73M	61M	17			25	67M	90M	70M	36M	19	24	74M	16	90M	90M	56M		19	63M	19	90M	57M	26	6
16	Calum Mallace	21				15																													
17	Dennis Iapichino	6		78				90D	90D	90D		90D	90D	90D								90D		18		5	90M	82M		9	76M	90M		90M	
18	Colleen Warner		3	18							2	16	17	29		23	4	20	90M		54	4	10	22										9	
19	Blake Smith					11								17					90M	90F	90F	90F	90F	90F	90M	80M	90M	90M	90M	90M	90M	90M	90M	90M	
21	Justin Mapp	45M			28	90M	80M	18	90M	90M	86M	90M	73M	65M																				90M	
22	Davy Arnaud	90M	90M	90M	90M	90M	90M									32	61M		77M	90M	90M	90M	55M		17	12	80M	71M	71M	90M	82M	90D	90M	71M	
23	Hernan Bernardello																						55M	72M	73M	85M								90M	
26	Adrian Lopez																																		
27	Paolo DelPiccolo																																		
28	Sinisa Ubiparipovic																																		
30	Evan Bush																																		
31	Andrea Pisano	69M	59M	72M	62M			72M						25	65M	58M											10		10					90G	
33	Andrew Wenger		15		6	28	10		73F	66F	90F	90F	1	54F	17	6																		64M	
34	Karl Ouimette																																	90F	
35	Danielle Paponi																																	90D	
40	Maxime Crepeau							90F																										90D	
43	Zakaria Messoudi																																		
51	Maxim Tissot																																	23	
55	Wandrille Lefevre																																	8	
98	Maximiliano Rodriguez																																	90D	

"00" = 100 minutes played
F/M/D/G = starting position



MONTREAL IMPACT – GAME-BY-GAME LOG

Game #1	03/02/2013	MTL 1 at SEA 0	W	Arnaud 1 (Felipe 1) 35
Game #2	03/09/2013	MTL 2 at POR 1	W	Camara 1 (unassisted) 30; Felipe 1 (Romero 1, Bernier 1) 60
Game #3	03/16/2013	MTL 2 vs TOR 1	W	Bernier 1 (penalty kick) 34; Di Vaio 1 (Arnaud 1, Bernier 2) 46+
Game #4	03/23/2013	MTL 1 vs NY 0	W	Di Vaio 2 (Bernier 3) 14
Game #5	03/30/2013	MTL 0 at KC 2	L	
Game #6	04/14/2013	MTL 1 vs CLB 1	T	Di Vaio 3 (unassisted) 68
Game #7	04/27/2013	MTL 2 vs CHI 0	W	Romero 1 (Pisanu 1, Lefevre 1) 57; Di Vaio 4 (Paponi 1, Brovsky 1) 76
Game #8	05/04/2013	MTL 2 at SJ 2	T	Mapp 1 (Felipe 2) 24; Mapp 2 (Wenger 1) 47
Game #9	05/08/2013	MTL 1 at NY 2	L	Di Vaio 5 (Mapp 1) 92+
Game #10	05/11/2013	MTL 3 vs RSL 2	W	Felipe 2 (Mapp 2, Brovsky 2) 39; Di Vaio 6 (Wenger 2, Tissot 1) 80; Ferrari 1 (Smith 1) 93+
Game #11	05/25/2013	MTL 5 vs PHI 3	W	Di Vaio 7 (Wenger 3, Mapp 3) 2; Di Vaio 8 (Mapp 4) 28; Di Vaio 9 (Romero 2) 32; Wenger 1 (Felipe 3) 74;
				Smith 1 (Bernier 4) 94+
				Nyassi 1 (unassisted) 47; Warner 1 (unassisted) 53
Game #12	06/01/2013	MTL 2 at KC 1	W	
Game #13	06/15/2013	MTL 0 at CLB 2	L	Felipe 3 (Bernier 5) 14; Di Vaio 10 (unassisted) 32
Game #14	06/19/2013	MTL 2 vs HOU 0	W	Camara 2 (unassisted) 38; Paponi 1 (Di Vaio 1, Nesta 1) 42; Paponi 2 (Arnaud 2, Felipe 4) 72
Game #15	06/29/2013	MTL 3 vs COL 4	T	Romero 2 (unassisted) 1; Camara 3 (unassisted) 69; Di Vaio 11 (Felipe 5) 70
Game #16	07/03/2013	MTL 3 at TOR 3	T	Bernier 2 (penalty kick) 80
Game #17	07/07/2013	MTL 1 vs CHV 1	T	
Game #18	07/13/2013	MTL 0 at NY 4	L	
Game #19	07/20/2013	MTL 0 vs DAL 0	T	Smith 2 (Di Vaio 2, Camara 1) 96+
Game #20	07/27/2013	MTL 1 vs KC 0	W	Brovsky 1 (Arnaud 3) 52
Game #21	08/03/2013	MTL 1 at DC 3	L	Felipe 4 (Nyassi 1) 57
Game #22	08/10/2013	MTL 1 at CHI 2	L	Di Vaio 12 (Mapp 5) 43; Di Vaio 13 (Bernier 6) 83
Game #23	08/17/2013	MTL 2 vs DC 1	W	Di Vaio 14 (Mapp 6) 35; Felipe 5 (Mapp 7) 37; Brovsky 2 (unassisted) 58; Di Vaio 15 (Bernier 7, Felipe 6) 70;
Game #24	08/24/2013	MTL 5 vs HOU 0	W	Pisanu 1 (Felipe 7) 91+
Game #25	08/31/2013	MTL 0 at PHI 0	T	
Game #26	09/08/2013	MTL 4 at NE 2	W	Bernier 3 (penalty kick) 8; Bernier 4 (penalty kick) 33; Di Vaio 16 (Camara 2) 47+; Di Vaio 17 (Camara 3) 55
Game #27	09/14/2013	MTL 1 vs CLB 2	L	Di Vaio 18 (Ferrari 1, Bernier 8) 23
Game #28	09/21/2013	MTL 0 vs VAN 3	L	
Game #29	09/28/2013	MTL 2 at CHI 2	T	Di Vaio 19 (Arnaud 4) 25; Tissot 1 (unassisted) 87
Game #30	10/04/2013	MTL 0 at HOU 1	L	
Game #31	10/12/2013	MTL 0 vs NE 1	L	
Game #32	10/16/2013	MTL 0 at LA 1	L	
Game #33	10/19/2013	MTL 2 vs PHI 1	W	Di Vaio 20 (Arnaud 5, Felipe 8) 64; Ouimette 1 (Mapp 8) 84
Game #34	10/26/2013	MTL 0 at TOR 1	L	



MONTREAL IMPACT – CUP COMPETITIONS – GAME-BY-GAME

CANADIAN CHAMPIONSHIP				
SF1	04/24/2013	MTL 0 at TOR 2	L	
SF2	05/01/2013	MTL 6 vs TOR 0	W	Mapp 24; Paponi 33; Di Vaio (Mapp) 44; Romero (Di Vaio) 61; Di Vaio 90; Wenger (Di Vaio) 94
F1	05/15/2013	MTL 0 vs VAN 0	T	
F1	05/29/2013	MTL 2 at VAN 2	T	Felipe 49; Camara (Mapp) 84

79

2013 RECORD

	GP	W-L-T	PTS	GF	GA
Revolution34	14-11-9	51	49	38	

RECORD at GILLETTE STADIUM

	GP	W-L-T	PTS	GF	GA
	17	8-5-4	28	29	16

RECORD on road

	GP	W-L-T	PTS	GF	GA
	17	6-6-5	23	20	22

RECORD at the half

	W	L	T
LEADING	7	2	0
TIED	5	4	7
TRAILING	2	5	2

RECORD with the first goal

	W	L	T
SCORING	12	4	3
CONCEDING	2	7	2

TEAM COMPARISONS

	FOR	AGAINST
GOALS SCORED	1.44 (7th)	1.12 (3rd)
TOTAL SHOTS	11.70 (17th)	12.32 (5th)
SHOTS ON GOAL	4.35 (11th)	3.85 (4th)
SHOOTING ACCURACY	37.2% (3rd)	31.3% (5th)
SCORING %AGE	12.3% (3rd)	9.1% (4th)
FOULS	12.94 (5th)	13.29 (16th)
CORNER KICKS	4.56 (13th)	4.74 (6th)
OFFSIDE	1.94 (15th)	2.26 (12th)

GOALS SCORED IN GAME

GP	0	1	2	3	4+	TOT	AVG
34	8	11	11	2	2	49	1.44

GOALS ALLOWED IN GAME

GP	0	1	2	3	4+	TOT	AVG
34	14	10	5	2	3	38	1.12

GOALS BY INTERVALS

	TOT	0-15	16-30	31-45+	46-60	61-75	76-90+
FOR	49	6	5	4	8	10	16
AGAINST	38	7	4	5	7	4	11

WHERE THE GOALS COME FROM

	FOR	AGAINST
GOALS SCORED	49	38
MINUTES PER GOAL	62	81

HOW SCORED

RIGHT FOOT	35	22
LEFT FOOT	9	12
HEADERS	5	4
OTHER	0	0


TYPE OF PLAY

OPEN PLAY	31	22
CROSS	4	4
CORNER	2	4
REBOUND	4	1
PENALTIES	3	3
DIRECT FROM FREE KICK	1	1
FREE KICK (INDIRECT)	3	1
OWN GOALS	1	2

DISTANCE

INSIDE GOAL AREA	11	6
INSIDE PENALTY AREA	32	23
OUTSIDE PENALTY AREA	6	9

PRIMARY TEAM





MLS CUP PLAYOFFS ★ 2013



NEW ENGLAND REVOLUTION

No.	Player	Pos	Ht	Wt	Birthdate	Birthplace	2013				CAREER			
							GP	GS	G	A	GP	GS	G	A
1	Matt Reis	G	6-1	205	03/28/1975	Atlanta, GA	12	12	0	0	293	288	0	2
In his 16th MLS season. Holds all of New England Revolution's goalkeeping records; was a finalist for MLS Goalkeeper of the Year in 2005 and 2006														
2	Andrew Farrell	D	5-11	185	04/02/1992	Louisville, KY	32	32	0	1	32	32	0	1
MLS Rookie of the Year candidate, selected first overall in the 2013 MLS SuperDraft out of the Univ. of Louisville.														
3	Tyler Polak	D	5-9	150	05/13/1992	Lincoln, NE	0	0	0	0	1	0	0	0
Former U.S. youth International in his second season with the Revolution after being selected 22nd overall in the 2012 MLS SuperDraft														
5	A.J. Soares	D	6-0	170	11/28/1988	San Diego, CA	18	17	1	0	76	75	4	0
In his third MLS season. Selected with the sixth overall pick in the 2011 MLS SuperDraft out of the University of California, Berkeley														
6	Scott Caldwell	M	5-8	150	03/15/1991	Weymouth, MA	29	23	0	2	29	23	0	2
In his MLS rookie season after a stellar four-year collegiate career at Univ. of Akron, signed as the Revolution's second-ever Homegrown player														
7	Juan Toja	M	6-1	175	05/24/1985	Bogota, Colombia	18	11	1	0	66	53	9	3
Two-time MLS All-Star in his fourth MLS season following a four-year stint in Europe. Previously played for FC Dallas as well														
8	Chris Tierney	D	6-0	170	01/09/1986	Boston, MA	29	26	1	5	131	120	6	21
In his sixth MLS season, all with the New England Revolution. Made a career-high 29 MLS appearances during the 2013 season														
9	Chad Barrett	F	5-11	185	04/30/1985	San Diego, CA	19	8	2	2	211	145	44	29
Veteran player in his ninth MLS season. A dangerous goal scorer who has played with Chicago Fire, Toronto FC, and LA Galaxy throughout his career														
10	Juan Agudelo	F	6-1	183	11/23/1992	Manizales, Colombia	20	15	9	2	73	44	18	7
In his fourth MLS season having previously played for New York Red Bulls and Chivas USA. U.S. international heading to Stoke City in England following season														
11	Kelyn Rowe	M	5-8	150	12/02/1991	Federal Way, WA	33	26	7	8	63	47	10	13
In his second MLS season with the New England Revolution. Co-MLS assist leader among rookies in 2012 with five.														
12	Andy Dorman	M	5-11	150	05/01/1982	Cheshire, England	12	3	0	1	124	83	17	19
In his fifth MLS season after returning from time spent in the Scottish Premier League and the English Championship, originally drafted by the Revolution in 2004														
13	Ryan Guy	M	5-8	160	09/05/1985	San Diego, CA	11	8	1	0	45	34	4	2
In his third MLS season, coming to the New England Revolution in 2011 with four years of experience in Europe, last with Ireland's St. Patrick's Athletic.														
14	Diego Fagundez	M	5-8	140	02/14/1995	Montevideo, Uruguay	31	28	13	7	57	39	17	10
In his third MLS season, signed as the New England Revolution's first Homegrown player. The first teenager to score double-digits in goals in an MLS season.														
15	Stephen McCarthy	D	6-5	190	07/21/1988	Honolulu, HI	19	17	0	0	68	62	2	2
In his third MLS season, voted Revolution's Best Defender in 2012 while recording 28 appearances and 27 starts, both career highs.														
16	Bilal Duckett	D	6-2	165	01/09/1989	Macon, GA	1	1	0	0	5	3	0	0
In his second MLS season, originally drafted by the Vancouver Whitecaps FC in the 2011 SuperDraft. Spent last season with USL-PRO side Harrisburg City Islanders														
17	O'Brian Woodbine	D	6-0	170	01/11/1988	Westmoreland Parish, Jamaica	0	0	0	0	0	0	0	0
Signed with the Revolution in August. A Jamaican international with experience in this year's World Cup qualifying matches														
18	Matt Horth	F	6-3	195	05/03/1989	Cleveland, OH	0	0	0	0	0	0	0	0
In his MLS rookie season, began his professional career in the North American Soccer League with the Atlanta Silverbacks, playing two seasons														
19	Clyde Simms	M	5-9	170	08/21/1982	Greensboro, NC	10	9	0	1	221	185	3	9
In his ninth MLS season, helped D.C. United win back-to-back Supporters' Shields (2006, 2007) and the Lamar Hunt U.S. Open Cup (2008)														
22	Bobby Shuttleworth	G	6-2	205	05/13/1987	Tonawanda, NY	23	22	0	0	43	41	0	0
Joined the Revs in 2009 following a brief stint with the Austin Aztex of USL-1. Appeared in 35 games during a three-year career at the Univ. of Buffalo														
23	Jose Goncalves	D	6-2	180	09/17/1985	Lisbon, Portugal	34	34	2	0	34	34	2	0
Signed by the Revolution in January Began his professional career as a teenager in 2002 with Switzerland's FC Basel														
24	Lee Nguyen	M	5-8	150	10/07/1986	Richardson, TX	33	32	4	7	63	59	9	9
Signed with MLS in December 2011, and was originally allocated to Vancouver Whitecaps FC in a weighted lottery. Acquired on waivers in March 2012.														
25	Darrius Barnes	D	6-1	175	12/24/1986	Raleigh, NC	6	4	0	1	98	87	1	1
Made his professional debut on March 21, 2009, and became the second rookie in the history of MLS to play every minute of every game														
26	Gabe Latigue	M	5-9	160	10/11/1990	Jackson, MS	0	0	0	0	0	0	0	0
Selected in the fourth round (61st overall) of the 2013 MLS Supplemental Draft														
27	Jerry Bengtson	F	6-1	165	04/08/1987	Santa Rosa de Aguan, Hondura	16	12	1	0	29	22	3	0
Signed with in July 2012. Has developed into one of the Honduras national team's most lethal and consistent scorers.														
30	Kevin Alston	D	5-9	160	05/05/1988	Washington, DC	9	6	0	0	121	118	0	4
Before arriving at the Revs, played left back at collegiate powerhouse Indiana Univ. Was a 2010 MLS All-Star														
33	Donnie Smith	F	5-11	160	12/07/1990	Detroit, MI	1	1	0	0	1	1	0	0
Selected in the second round (21st overall) of the 2012 MLS SuperDraft														
36	Luis Soffner	G	6-4	210	01/15/1990	St. Louis, MO	0	0	0	0	0	0	0	0
Selected in the second round (36th overall) in the 2013 MLS SuperDraft on January 17, 2013														
39	Saer Sene	M	6-3	185	11/04/1986	Paris, France	24	14	5	5	49	37	16	8
Out for the playoffs with leg fractures. His 11 goals in 2012 marked the first time since 2007 a Revolution player scored double-digit goals in a season														
92	Dimitry Imbongo	F	6-0	160	03/28/1990	Kinshasa, Congo	21	11	3	4	30	15	4	4
Spent the 2011-12 season on loan from 1860 Munich to German third division club SV Darmstadt 98														
99	Charlie Davies	F	5-10	160	06/25/1986	Manchester, NH	4	0	0	0	30	18	11	1
Loaned to D.C. United for the 2011 season, where he scored 11 goals in 26 appearances. A full U.S. international														

HEAD COACH : Jay Heaps

08/02/1976

W23 L28 T17

NEW ENGLAND REVOLUTION PLAYOFF HISTORY

PLAYOFF HISTORY

vs. Team	No. of Series	W-L	GP	W-L-T	OT	ShO	GF	GA	Mtg.	Round	Series Result
Chicago	8	4-4	15	7-7-1	1-1-0	0-0	14	20	2009	Quarterfinals	Lost Series Tie-Breaker
Columbus	2	2-0	5	2-0-3	0-0-2	0-0	5	3	2004	Quarterfinals	Won 1 games to 0
D.C. United	3	1-2	4	1-3-0	0-1-0	0-2	6	8	2006	Semifinals	Won 1 games to 0
Los Angeles	2	0-2	2	0-2-0	0-2-0	0-0	0	2	2005	MLS Cup '05	Lost MLS Cup '05
New York	3	3-0	6	3-1-2	0-0-0	0-0	7	3	2007	Quarterfinals	Won 1 games to 0
Houston	2	0-2	2	0-2-0	0-1-0	0-1	2	3	2007	MLS Cup '07	Lost MLS Cup '07
TOTALS	20	10-10	34	13-15-6	1-5-2	0-3	34	39			

NEW ENGLAND REVOLUTION -- ALL-TIME POSTSEASON RESULTS

DATE	OPPONENT	RESULT	ATT.	W-L-T	RD. GOALS:
10/05/1997	at D.C. United	L 1-4	12,540	0-1-0	QTR NE: Burns (89); DC: Wegerle (13,56) Moreno (65,76)
10/08/1997	D.C. United	L 1-2	16,233	0-2-0	QTR NE: Moore (72); DC: Williams (53)
DATE	OPPONENT	RESULT	ATT.	W-L-T	RD. GOALS:
09/15/2000	at Chicago	L 1-2	10,476	0-1-0	QTR NE: Harris (50); CHI: own goal (54) Kovalenko (73)
09/19/2000	Chicago	W 2-1	10,723	1-1-0	QTR NE: WYNALDA (18) Wright (86); CHI: Kovalenko (83)
09/22/2000	at Chicago	L 0-6	5,972	1-2-0	QTR CHI: Razov (5,65) Stoitchkov (14,17) Nowak (47) George (75)
DATE	OPPONENT	RESULT	ATT.	W-L-T	RD. GOALS:
09/26/2002	Chicago	W 2-0	6,306	1-0-0	QTR NE: Twellman (13); Hernandez (60)
09/29/2002	at Chicago	L 1-2	9,434	1-1-0	QTR NE: Kamler (28); CHI: Razov (43,76)
10/02/2002	Chicago	W 2-0	6,954	2-1-0	QTR NE: Kamler (12); Twellman (65)
10/06/2002	Columbus	T 0-0 (OT)	11,387	2-1-1	SEM
10/09/2002	at Columbus	W 1-0	10,245	3-1-1	SEM NE: Heaps (3)
10/12/2002	Columbus	T 2-2 (OT)	9,216	3-1-2	SEM NE: Ralston (17); Harris (47) CLB: McBride (80) Washington (85)
10/20/2002	at Los Angeles	L 0-1 (OT)	61,316	3-2-2	FIN LA: Ruiz (113)
DATE	OPPONENT	RESULT	ATT.	W-L-T	RD. GOALS:
11/01/2003	at MetroStars	W 2-0	10,211	1-0-0	QTR NE: Fabbro (17) Noonan (65)
11/09/2003	MetroStars	T 1-1	14,823	1-0-1	QTR NE: Noonan (21); MET: Guevara (45)
11/14/2003	at Chicago	L 0-1 (OT)	14,610	1-1-1	SEM CHI: Armas (101)
DATE	OPPONENT	RESULT	ATT.	W-L-T	RD. GOALS:
10/23/2004	Columbus	W 1-0	5,679	1-0-0	QTR NE: John (25)
10/31/2004	at Columbus	T 1-1	15,224	1-0-1	QTR NE: Twellman (81); CLB: Buddle (90)
11/06/2004	at D.C. United	L 3-3 (OT)	21,201	1-1-1	SEM NE: Twellman (17) Ralston (44) Noonan (85); DC: Eskandarian (11) Moreno (21) Gomez (67)
DATE	OPPONENT	RESULT	ATT.	W-L-T	RD. GOALS:
10/22/2005	at MetroStars	L 0-1	10,003	0-1-0	QTR MET: Guevara (34)
10/29/2005	MetroStars	W 3-1	9,581	1-1-0	QTR NE: Cancela (68) Noonan (73) Smith (83); MET: Djorkaeff (59)
11/06/2005	Chicago	W 1-0	18,118	2-1-0	SEM NE: Dempsey (4)
11/13/2005	Los Angeles	L 0-1 (OT)	21,193	2-2-0	FIN LA: Ramirez (105)
DATE	OPPONENT	RESULT	ATT.	W-L-T	RD. GOALS:
10/22/2006	at Chicago	L 0-1	10,217	0-1-0	QTR CHI: Mapp (35)
10/28/2006	Chicago	W 2-1 (OT)	9,372	1-1-0	QTR NE: Twellman (41) Noonan (58); CHI: Jaqua (18)
11/05/2006	at D.C. United	W 1-0	19,552	2-1-0	SEM NE: Twellman (4)
11/12/2006	Houston	L 1-1 (OT)	22,427	2-2-0	FIN NE: Twellman (113); HOU: Ching (114)
DATE	OPPONENT	RESULT	ATT.	W-L-T	RD. GOALS:
10/27/2007	at New York	T 0-0	14,165	0-0-1	QTR
11/03/2007	New York	W 1-0	10,116	1-0-1	QTR NE: Twellman (64)
11/08/2007	Chicago	W 1-0	10,317	2-0-1	SEM NE: Twellman (38)
11/18/2007	Houston	L 1-2	39,859	2-1-1	FIN NE: Twellman (20); HOU: Ngwenya (61) De Rosario (74)
DATE	OPPONENT	RESULT	ATT.	W-L-T	RD. GOALS:
10/30/2008	Chicago	T 0-0	5,221	0-0-1	QTR
11/06/2008	at Chicago	L 0-3	17,312	0-1-1	QTR CHI: Rolfe (45) Conde (49) Segares (74)
DATE	OPPONENT	RESULT	ATT.	W-L-T	RD. GOALS:
11/01/2009	Chicago	W 2-1	7,416	1-0-0	QTR NE: Osei (45) Joseph (75); CHI: Rolfe (17)
11/07/2009	at Chicago	L 0-2	21,528	1-1-0	QTR CHI: Thorrrington (35) Blanco (83)

CAREER POSTSEASON STATISTICS FOR CURRENT NEW ENGLAND REVOLUTION PLAYERS

UNF	POS	PLAYER	GP	GS	MIN	G	A	SHT	SOG	PKG	PKA	SKG	SKA	FC	FS	OFF	CK	C	E
10	F	Juan Agudelo	3	2	200	0	1	5	2	0	0	0	0	3	3	1	0	0	0
30	D	Kevin Alston	2	2	180	0	0	1	0	0	0	0	0	3	0	0	0	1	0
25	D	Darrius Barnes	2	2	180	0	0	0	0	0	0	0	0	0	0	0	0	0	0
9	F	Chad Barrett	9	6	482	1	0	13	7	0	0	0	0	3	1	1	0	0	0
12	M	Andy Dorman	9	4	483	0	2	11	6	0	0	0	0	5	2	1	7	1	0
19	M	Clyde Simms	5	2	195	1	0	2	2	0	0	0	0	2	1	1	0	0	0
8	D-M	Chris Tierney	1	1	90	0	0	0	0	0	0	0	0	0	0	0	0	0	0
7	M	Juan Toja	2	2	210	0	0	0	0	0	0	0	0	6	3	0	0	0	0

UNF	POS	GOALKEEPER	GP	GS	MIN	SHTS	SV	GA	GAA	PKG	PKA	SKG	SKA	W	L	T	SO
1	GK	Matt Reis	20	19	1881	18	94	18	0.86	0	2	10	15	9	6	5	8

ALL-TIME NEW ENGLAND REVOLUTION POSTSEASON STATISTICS (12-14-8, 45 PTS.)

PLAYER	GP	GS	MIN	G	A
Taylor Twellman	21	21	2028	10	1
Pat Noonan	17	16	1538	5	1
Steve Ralston	24	24	2265	2	4
Wolde Harris	10	10	799	2	3
Brian Kamler	10	9	790	2	2
Jose Cancela	10	6	643	1	4
Shalrie Joseph	21	21	1991	1	3
Clint Dempsey	9	8	830	1	2
Jay Heaps	28	28	2633	1	2
Daniel Hernandez	14	13	1212	1	2
Dario Fabbro	3	3	242	1	1
Khano Smith	10	4	609	1	1
Mike Burns	2	2	180	1	0
Avery John	11	11	1080	1	0
Joe-Max Moore	2	2	180	1	0
Emmanuel Osei	2	2	176	1	0
Mauricio Wright	3	3	270	1	0
Eric Wynalda	3	2	180	1	0
Leo Cullen	9	7	704	0	2
Andy Dorman	9	4	483	0	2
Joe Franchino	18	18	1624	0	2
Imad Baba	4	4	264	0	1
Jeff Larentowicz	12	10	846	0	1
Marshall Leonard	8	8	643	0	1
Abdoulie Mansally	4	4	294	0	1
Jose Luis Morales	2	0	68	0	1
Pat Phelan	3	0	93	0	1
Wells Thompson	8	4	377	0	1
Jose Manuel Abundis	2	1	53	0	0
Chris Albright	2	2	173	0	0
Kevin Alston	2	2	180	0	0
Leonel Alvarez	3	3	270	0	0
Gabriel Badilla	1	0	17	0	0
Chris Bagley	1	0	3	0	0
Darrius Barnes	2	2	180	0	0
Jamar Beasley	2	0	69	0	0
Adin Brown	10	10	954	0	0
Mauricio Castro	4	2	224	0	0
Jeff Causey	3	3	270	0	0
Ted Chronopoulos	5	5	450	0	0
Braeden Cloutier	5	1	183	0	0
Adam Cristman	3	0	22	0	0
Kheli Dube	4	4	351	0	0
Brian Dunseth	1	1	90	0	0
Adam Eyre	3	3	270	0	0
Alejandro Farias	2	2	161	0	0
Ian Fuller	3	0	36	0	0
Giuseppe Galderisi	2	2	171	0	0
Winston Griffiths	5	0	93	0	0
John Harkes	3	3	270	0	0
Amaechi Igwe	1	1	73	0	0
Edgaras Jankauskas	2	2	142	0	0
Daouda Kante	6	6	565	0	0
Paul Keegan	3	0	78	0	0
Steve Klein	1	0	19	0	0
Alexi Lalas	2	2	180	0	0
Ryan Latham	1	0	15	0	0
Carlos Llamasa	8	8	740	0	0
Ivan McKinley	2	2	180	0	0
Jason Moore	3	1	140	0	0
Alberto Naveda	2	2	180	0	0
Sainey Nyassi	4	4	359	0	0
Francis Okaroh	1	1	70	0	0
Michael Parkhurst	14	14	1350	0	0
Carlos Parra	1	0	1	0	0
Rusty Pierce	12	11	935	0	0
Alex Pineda Chacon	3	1	144	0	0
Matt Reis	19	19	1830	0	0
James Riley	7	3	325	0	0
Leonardo Squadrone	1	1	71	0	0
William Sunsing	3	3	266	0	0
Chris Tierney	1	1	90	0	0
Johnny Torres	1	0	4	0	0
Evans Wise	1	0	9	0	0
Walter Zenga	2	2	180	0	0
Team totals	34	34	3244	34	39
Opponent totals	34	34	3244	39	51

REVOLUTION INDIVIDUAL GOALKEEPING	GP	GS	SV	GA	GAA	SO
GOALKEEPER	GP	GS	SV	GA	GAA	SO
Adin Brown	10	10	59	7	0.66	5
Matt Reis	19	19	94	18	0.89	7
Walter Zenga	2	2	7	5	2.50	0
Jeff Causey	3	3	6	9	3.00	0
Team totals	34	34	166	39	1.08	12
Opponent totals	34	34	127	34	0.94	11

NEW ENGLAND REVOLUTION INDIVIDUAL HIGH GAMES (2013)

Goals				
2	Kelyn Rowe	08/25/2013	vs. PHI	W 5-1
2	Juan Agudelo	08/25/2013	vs. PHI	W 5-1
Assists				
2	6 times			
Shots				
6	Diego Fagundez	05/11/2013	vs. NY	T 1-1
6	Diego Fagundez	08/04/2013	vs. TOR	L 0-1
Shots on Goal				
4	Saer Sene	07/06/2013	vs. SJ	W 2-0
Fouls Committed				
7	Juan Agudelo	10/27/2013	at CLB	W 1-0
Fouls Suffered				
5	Kevin Alston	03/23/2013	vs. KC	T 0-0
5	A.J. Soares	08/25/2013	vs. PHI	W 5-1
Offside				
4	Juan Toja	03/23/2013	vs. KC	T 0-0
4	Dimitry Imbongo	09/28/2013	vs. HOU	T 1-1
Saves				
9	Bobby Shuttleworth	05/02/2013	at POR	T 0-0
Shots Faced				
10	Bobby Shuttleworth	09/14/2013	at CHI	L 2-3
Goals Allowed				
4	Bobby Shuttleworth	04/20/2013	at NY	L 1-4
4	Bobby Shuttleworth	06/15/2013	at VAN	L 3-4
4	Bobby Shuttleworth	09/08/2013	vs. MTL	L 2-4

NEW ENGLAND REVOLUTION INDIVIDUAL POSTSEASON HIGH GAMES (1996-2009)

Goals				
1	34 times			
Assists				
2	Jose Cancela	11/01/2003	at MET	W 2-0
Shots				
7	Taylor Twellman	11/08/2007	vs. CHI	W 1-0
Shots on Goal				
4	Wolde Harris	09/19/2000	vs. CHI	W 2-1
Fouls Committed				
7	Jay Heaps	11/14/2003	at CHI	L 0-1
7	Clint Dempsey	10/22/2006	at CHI	L 0-1
Fouls Suffered				
9	Taylor Twellman	11/06/2005	vs. CHI	W 1-0
Offside				
5	Pat Noonan	10/28/2006	vs. CHI	W 2-1
Saves				
10	Adin Brown	10/12/2002	vs. CLB	T 2-2
10	Matt Reis	11/08/2007	vs. CHI	W 1-0
10	Matt Reis	11/07/2009	at CHI	L 0-2
Shots Faced				
12	Adin Brown	10/12/2002	vs. CLB	T 2-2
12	Matt Reis	11/07/2009	at CHI	L 0-2
Goals Allowed				
6	Jeff Causey	09/22/2000	at CHI	L 0-6

TEAM HIGH GAMES (2013)

Goals				
5	06/02/2013	vs. LA	W 5-0	
Assists				
6	06/02/2013	vs. LA	W 5-0	
Shots				
22	09/21/2013	vs. DC	W 2-1	
Shots on Goal				
9	07/06/2013	vs. SJ	W 2-0	
9	10/19/2013	vs. CLB	W 3-2	
Fouls Committed				
21	03/09/2013	at CHI	W 1-0	
Fouls Suffered				
20	03/23/2013	vs. KC	T 0-0	
Corner Kicks				
12	09/21/2013	vs. DC	W 2-1	
Offside				
7	06/02/2013	vs. LA	W 5-0	
7	08/10/2013	at KC	L 0-3	
Saves				
9	05/02/2013	at POR	T 0-0	
Shots Faced				
9	05/02/2013	at POR	T 0-0	
Goals Allowed				
4	04/20/2013	at NY	L 1-4	
4	06/15/2013	at VAN	L 3-4	
4	09/08/2013	vs. MTL	L 2-4	

TEAM POSTSEASON HIGH GAMES (1996-2009)

Goals				
3	11/06/2004	at DC	T 3-3	
3	10/29/2005	vs. MET	W 3-1	
Assists				
4	11/01/2003	at MET	W 2-0	
Shots				
21	10/28/2006	vs. CHI	W 2-1	
Shots on Goal				
11	10/29/2005	vs. MET	W 3-1	
Fouls Committed				
28	11/01/2003	at MET	W 2-0	
Fouls Suffered				
27	11/06/2005	vs. CHI	W 1-0	
Corner Kicks				
10	11/12/2006	vs. HOU	T 1-1	
Offside				
8	10/08/1997	vs. DC	L 1-1	
8	10/28/2006	vs. CHI	W 2-1	
Saves				
10	10/12/2002	vs. CLB	T 2-2	
10	11/08/2007	vs. CHI	W 1-0	
10	11/07/2009	at CHI	L 0-2	
Shots Faced				
13	11/07/2009	at CHI	L 0-2	
Goals Allowed				
6	09/22/2000	at CHI	L 0-6	

TEAM LOW GAMES (2013)

Shots				
3	03/23/2013	vs.	KC	T 0-0
Shots on Goal				
0	03/23/2013	vs.	KC	T 0-0
0	04/13/2013	at	SEA	T 0-0
Fouls Committed				
6	09/28/2013	vs.	HOU	T 1-1
Fouls Suffered				
8	05/02/2013	at	POR	T 0-0
Corner Kicks				
0	07/27/2013	at	DC	W 2-1
Offside				
0	7 times			
Saves				
0	05/11/2013	vs.	NY	T 1-1
0	08/04/2013	vs.	TOR	L 0-1
0	08/10/2013	at	KC	L 0-3
0	08/30/2013	at	TOR	T 1-1
Shots Faced				
1	05/11/2013	vs.	NY	T 1-1
1	06/08/2013	vs.	DC	T 0-0
1	08/30/2013	at	TOR	T 1-1
1	10/12/2013	at	MTL	W 1-0

TEAM POSTSEASON LOW GAMES (1996-2009)

Shots				
4	11/06/2005	vs. CHI	W 1-0	
Shots on Goal				
1	09/29/2002	at CHI	L 1-2	
1	10/20/2002	vs. LA	L 0-1	
1	11/06/2005	vs. CHI	W 1-0	
1	11/05/2006	at DC	W 1-0	
Fouls Committed				
7	09/22/2000	at CHI	L 0-6	
Fouls Suffered				
7	11/01/2009	vs. CHI	W 2-1	
Corner Kicks				
0	09/29/2002	at CHI	L 1-2	
Offside				
0	09/26/2002	vs. CHI	W 2-0	
0	09/29/2002	at CHI	L 1-2	
0	10/20/2002	vs. LA	L 0-1	
0	11/03/2007	vs. NY	W 1-0	
0	11/01/2009	vs. CHI	W 2-1	
Saves				
1	09/19/2000	vs. CHI	W 2-1	
1	09/26/2002	vs. CHI	W 2-0	
1	11/01/2009	vs. CHI	W 2-1	
Shots Faced				
1	09/26/2002	vs. CHI	W 2-0	

2013 NEW ENGLAND REVOLUTION STATISTICS (14-11-9, 51 pts.)

UNF	POS	PLAYER	GP	GS	MIN	G	A	SHT	SOG	FC	FS	OFF	CK	C	E
14	M	Diego Fagundez	31	28	2427	13	7	55	29	22	16	3	4	3	0
10	F	Juan Agudelo (TOT)	20	15	1402	9	2	30	13	54	36	12	0	2	0
10	F	Juan Agudelo (NE)	14	11	1021	7	1	23	11	40	28	11	0	2	0
11	M	Kelyn Rowe	33	26	2528	7	8	74	21	27	46	3	22	4	0
39	M	Saer Sene	24	14	1218	5	5	41	18	17	7	8	0	1	1
24	M	Lee Nguyen	33	32	2838	4	7	56	22	63	64	1	70	6	0
92	F	Dimitry Imbongo	21	11	1041	3	4	30	10	37	30	16	0	5	3
9	F	Chad Barrett	19	8	622	2	2	11	5	5	8	1	0	1	0
23	D	Jose Goncalves	34	34	3060	2	0	9	6	32	38	2	0	3	0
8	D	Chris Tierney	29	26	2352	1	5	19	3	15	14	0	58	2	0
27	F	Jerry Bengtson	16	12	1055	1	0	20	8	28	13	12	0	2	0
13	M	Ryan Guy	11	8	636	1	0	10	2	4	6	0	1	0	0
5	D	A.J. Soares	18	17	1476	1	0	5	1	13	24	0	0	3	0
7	M	Juan Toja	18	11	905	1	0	12	3	35	14	6	0	3	0
6	M	Scott Caldwell	29	23	2174	0	2	6	1	35	20	1	0	2	0
25	D	Darrius Barnes	6	4	416	0	1	1	0	3	5	0	0	0	0
12	M	Andy Dorman	12	3	400	0	1	5	2	8	9	0	0	0	2
2	D	Andrew Farrell	32	32	2813	0	1	9	2	12	37	0	0	3	1
19	M	Clyde Simms	10	9	668	0	1	0	0	5	3	0	0	1	0
30	D	Kevin Alston	9	6	523	0	0	2	1	7	11	0	0	0	0
4	M	Kalifa Cisse	6	6	456	0	0	2	1	11	2	0	0	2	0
99	F	Charlie Davies	4	0	23	0	0	0	0	0	0	0	0	0	0
16	D	Bilal Duckett	1	1	90	0	0	0	0	0	1	0	0	0	0
15	D	Stephen McCarthy	19	17	1564	0	0	8	2	20	16	2	0	2	0
1	G	Matt Reis	12	12	995	0	0	0	0	1	4	0	0	1	1
22	G	Bobby Shuttleworth	23	22	2063	0	0	0	0	0	3	0	0	2	0
33	F	Donnie Smith	1	1	53	0	0	0	0	0	0	0	0	0	0
18	F	Matt Horth	0	0	0	0	0	0	0	0	0	0	0	0	0
26	M	Gabe Latigue	0	0	0	0	0	0	0	0	0	0	0	0	0
3	D	Tyler Polak	0	0	0	0	0	0	0	0	0	0	0	0	0
36	G	Luis Soffner	0	0	0	0	0	0	0	0	0	0	0	0	0
17	D	O'Brian Woodbine	0	0	0	0	0	0	0	0	0	0	0	0	0
		Own-goals received				1									
		Team totals	34	34	3060	49	45	398	148	440	452	66	155	48	8
		Opponent totals	34	34	3060	38	28	419	133	452	440	77	161	63	4

GAME-WINNING GOALS: Diego Fagundez 5, Juan Agudelo 3, Saer Sene 2, Jose Goncalves 2, Lee Nguyen 1
Jerry Bengtson 1

GAME-WINNING ASSISTS: Lee Nguyen 4, Diego Fagundez 3, Chris Tierney 2, Kelyn Rowe 2, Clyde Simms 1
Dimitry Imbongo 1, Andy Dorman 1, Juan Agudelo 1

PENALTY KICK GOALS/ATTEMPTS: Lee Nguyen 2-3, Chris Tierney 1-1, Saer Sene 0-1

NEW ENGLAND REVOLUTION INDIVIDUAL GOALKEEPING

UNF	POS	GOALKEEPER	GP	GS	MIN	SHTS	SV	GA	GAA	PG	PA	W	L	T	SO
1	G	Matt Reis	12	12	995	37	29	8	0.72	0	0	7	0	4	5
22	G	Bobby Shuttleworth	23	22	2063	96	64	30	1.31	3	3	7	11	5	9
		Team totals	34	34	3060	133	93	38	1.12	3	3	14	11	9	14
		Opponent totals	34	34	3060	148	97	49	1.44	3	5	11	14	9	8

* = Played with other teams in 2013. Only New England Revolution statistics listed here.

NEW ENGLAND REVOLUTION 2013 SCHEDULE

DAY	DATE	OPPONENT	RESULT	ATT.	W-L-T	POS.	PTS	NOTES:
Sat.	Mar. 9	at Chicago	W 1-0	13,242	1-0-0	T2	3	NE: Bengtson (62)
Sat.	Mar. 16	at Philadelphia	L 0-1	15,689	1-1-0	T6	3	PHI: McInerney (76)
Sat.	Mar. 23	Sporting KC	T 0-0	12,215	1-1-1	T6	4	
Sat.	Mar. 30	FC Dallas	L 0-1	10,284	1-2-1	T7	4	DAL: Perez (87)
Sat.	Apr. 13	at Seattle	T 0-0	38,323	1-2-2	8	5	
Sat.	Apr. 20	at New York	L 1-4	18,029	1-3-2	9	5	NE: own goal (6); NY: McCarty (4) Espindola (8) Henry (82) Steele (89)
Sat.	Apr. 27	Philadelphia	W 2-0	18,383	2-3-2	7	8	NE: Fagundez (61) Nguyen (71)
Thu.	May 2	at Portland	T 0-0	20,674	2-3-3	7	9	
Wed.	May 8	Real Salt Lake	L 1-2	8,040	2-4-3	7	9	NE: Guy (51); RSL: Sandoval (77) Garcia (89)
Sat.	May 11	New York	T 1-1	16,440	2-4-4	7	10	NE: Fagundez (54); NY: Sam (55)
Sat.	May 18	at Houston	W 2-0	22,039	3-4-4	7	13	NE: Fagundez (51) own goal (84)
Sat.	May 25	Toronto FC	W 2-0	10,711	4-4-4	6	16	NE: Fagundez (23) Agudelo (93+)
Sun.	June 2	Los Angeles	W 5-0	19,120	5-4-4	T5	19	NE: Sene (33) Nguyen (71) Fagundez (87) Barrett (91+) Rowe (94+)
Sat.	June 8	D.C. United	T 0-0	14,163	5-4-5	6	20	
Sat.	June 15	at Vancouver	L 3-4	20,116	5-5-5	T6	20	NE: Agudelo (10) Rowe (20) Imbongo (84); VAN: Sanvezzo (25) Miller (39,68) Harvey (43)
Sat.	June 29	at Chivas USA	T 1-1	7,319	5-5-6	6	21	NE: Barrett (88); CHV: Courtois (18)
Sat.	July 6	San Jose	W 2-0	13,732	6-5-6	6	24	NE: Sene (13) Imbongo (78)
Sat.	July 13	Houston	L 1-2	14,357	6-6-6	6	24	NE: Sene (55); HOU: Moffat (49,79)
Wed.	July 17	at Colorado	L 1-2	13,833	6-7-6	6	24	NE: Toja (15); COL: LaBrocca (62) own goal (67)
Sat.	July 20	at Columbus	W 2-0	19,323	7-7-6	6	27	NE: Goncalves (91+) Fagundez (94+)
Sat.	July 27	at D.C. United	W 2-1	14,122	8-7-6	T5	30	NE: Imbongo (54) Fagundez (63); DC: Silva (8)
Sun.	Aug. 4	Toronto FC	L 0-1	11,543	8-8-6	6	30	TOR: Laba (2)
Sat.	Aug. 10	at Sporting KC	L 0-3	19,988	8-9-6	7	30	KC: Kamara (27,50) Feilhaber (92+)
Sat.	Aug. 17	Chicago	W 2-0	14,630	9-9-6	6	33	NE: Agudelo (54) Rowe (91+)
Sun.	Aug. 25	Philadelphia	W 5-1	12,531	10-9-6	T5	36	NE: Rowe (26,65) Agudelo (58, 73) Fagundez (71); PHI: Cruz (50)
Fri.	Aug. 30	at Toronto FC	T 1-1	18,623	10-9-7	6	37	NE: Fagundez (2); TOR: Wiedeman (47+)
Sun.	Sept. 8	Montreal	L 2-4	9,165	10-10-7	T5	37	NE: Fagundez (26) Rowe (76); MTL: Bernier (8,33) Di Vaio (47+,55)
Sat.	Sept. 14	at Chicago	L 2-3	17,104	10-11-7	7	37	NE: Rowe (9) Sene (46+); CHI: Anangono (30) Magee (55) Alex (86)
Sat.	Sept. 21	D.C. United	W 2-1	19,187	11-11-7	5	40	NE: Fagundez (58) Nguyen (83); DC: own goal (11)
Sat.	Sept. 28	Houston	T 1-1	21,297	11-11-8	6	41	NE: Sene (64); HOU: Bruin (76)
Sat.	Oct. 5	at New York	T 2-2	25,219	11-11-9	7	42	NE: Nguyen (85) Fagundez (91+); NY: Espindola (14) Cahill (97+)
Sat.	Oct. 12	at Montreal	W 1-0	18,917	12-11-9	0	45	NE: Goncalves (31)
Sat.	Oct. 19	Columbus	W 3-2	26,548	13-11-9	T5	48	NE: Soares (32) Tierney (69) Fagundez (76); CLB: Oduro (59) Schoenfeld (71)
Sun.	Oct. 27	at Columbus	W 1-0	17,505	14-11-9	T3	51	NE: Agudelo (28)



MLS CUP
PLAYOFFS • 2013

NEW ENGLAND REVOLUTION

NEW ENGLAND REVOLUTION – GAME-BY-GAME

#	Player	1	2	3	4	5	6	7	8	9	10	11	12	13	14	15	16	17	18	19	20	21	22	23	24	25	26	27	28	29	30	31	32	33	34
		CHI	PHI	KC	DAL	SEA	NY	PHI	POR	RSL	NY	HOU	TOR	LA	DC	VAN	CHV	ST	HOU	COL	CLB	DC	TOR	KC	CHI	PHI	TOR	MTL	CHI	DC	HOU	NY	MTL	CLB	CLB
1	Matt Reis	90G	90G																						90G	90G	90G	5G		90G	90G	90G	90G	90G	90G
2	Andrew Farrell	90D	90D	90D	90D	90D	90D	90D								23D				90D	90D	90D	90D	90D	90D	90D	90D	90D	90D	90D	90D	90D	90D	90D	
3	Tyler Polak																																		
4	Kalifa Cisse	90M				64M	90M	90M	45M		77M																								
5	A.J. Soares	90D	90D	90D	90D	90D	18D																												
6	Scott Caldwell	90M	90M	90M				1	45	90M		27	82M	90M	90M	90M	29	90M	90M	90M	45	90M	90M	90M	90M	90M	90M	90M	89M	90M	56M	90M	80M	10	
7	Juan Toja	79M	79M	90M	90M	74M	29			16	63M	61M	57M	65M		16	2	4	90M	8		60M													
8	Chris Tierney	11	11	64F		2	90D	90D	90D		90D	15	90D	90D	90D	90D	90D	86D	90M	90D	90D	90D	90M	90D	90D	90D	90D	90D	90D	90D	90D	90D	78D		
9	Chad Barrett																																		
10	Juan Agudelo	1	11	64F																															
11	Kelyn Rowe	37	90M	90M	30	90M	90M	90M	90M	90M	70M																								
12	Andy Dorman		45			5	26	61M			13		8																						
13	Ryan Guy					60M																													
14	Diego Fagundes	11				85M		61F	90M	67M	65M	90M	75M	90M	88M	90M	68M	90M	88M	90M	21	70M	90M	33	86M	90M	89M	90M	90M	89M	90M	81M	90M	90M	
15	Stephen McCarthy							72	90D	90D	90D	90D	90D	90D	90D	90D	90D	90D	90D	58D		90D	74D	90D											10
16	Bilal Duckett																																		
17	O'Brian Woodbine																																		
17	Sainey Nyassi																																		
18	Matt Horth																																		
19	Clyde Simms	90M	45M	90M	90M	90M																													9
22	Bobby Shuttleworth	90G				90G	90G	90G	90G	90G	90G	90G	90G	90G	90G	90G	90G	90G	90G	90G	90G	90G	90G	90G											
23	Jose Goncalves	90D	90D	90D	90D	90D	90D	90D	90D	90D	90D	90D	90D	90D	90D	90D	90D	90D	90D	90D	90D	90D	90D	90D	90D	90D	90D	90D	90D	90D	90D	90D	90D	90D	90D
24	Lee Nguyen	90M	90M	90M	90M	90M	90M	89M	90M	74M	90M	90M	90M	90M	90M	90M	90M	90M	90M	90M	32	90M	90M	71M	90M	74M	90M	68M	90M	90M	90M	90M	90M	90M	90M
25	Darius Barnes																																		16
26	Gabe Latiq																																		
27	Jerry Bengtson	89F	90F		90F	90F	90F	74F	87F	90F	16		72F	25																					
30	Kevin Alston	90D	79D	90D	88D																														
33	Donnie Smith																																		
36	Luis Soffner																																		
39	Saer Sene																																		
92	Dimitry Imbongo																																		
99	Charlie Davies																																		

"00" = 100 minutes played
F/M/D/G = starting position
Played for other teams:
Juan Agudelo played 381 minutes for CHV



NEW ENGLAND REVOLUTION – GAME-BY-GAME LOG

NEW ENGLAND REVOLUTION

Game #1	03/09/2013	NE 1 at CHI 0	W	Bengtson 1 (Rowe 1)	62				
Game #2	03/16/2013	NE 0 at PHI 1	L						
Game #3	03/23/2013	NE 0 vs KC 0	T						
Game #4	03/30/2013	NE 0 vs DAL 1	L						
Game #5	04/13/2013	NE 0 at SEA 0	T						
Game #6	04/20/2013	NE 1 at NY 4	L	own goal (Barklage)	6				
Game #7	04/27/2013	NE 2 vs PHI 0	W	Fagundez 1 (Rowe 2, Nguyen 1)	61; Nguyen 1 (unassisted)	71			
Game #8	05/02/2013	NE 0 at POR 0	T						
Game #9	05/08/2013	NE 1 vs RSL 2	L	Guy 1 (Rowe 3)	51				
Game #10	05/11/2013	NE 1 vs NY 1	T	Fagundez 2 (Tierney 1)	54				
Game #11	05/18/2013	NE 2 at HOU 0	W	Fagundez 3 (Simms 1)	51; Agudelo 3 (unassisted)	84			
Game #12	05/25/2013	NE 2 vs TOR 0	W	Fagundez 4 (Tierney 2)	23; Agudelo 4 (Sene 1)	93+			
Game #13	06/02/2013	NE 5 vs LA 0	W	Sene 1 (Fagundez 1)	33; Nguyen 2 (Fagundez 2)	71; Fagundez 5 (Rowe 4)	87; Barrett 1 (Rowe 5)	91+; Rowe 1 (Barrett 1, Farrell 1)	94+
Game #14	06/08/2013	NE 0 vs DC 0	T						
Game #15	06/15/2013	NE 3 at VAN 4	L	Agudelo 5 (Tierney 3)	10; Rowe 2 (Fagundez 3, Sene 2)	20; Imbongo 1 (Barnes 1)	84		
Game #16	06/29/2013	NE 1 at CHV 1	T	Barrett 2 (Fagundez 4, Caldwell 1)	88				
Game #17	07/06/2013	NE 2 vs SJ 0	W	Sene 2 (Nguyen 2)	13; Imbongo 2 (Nguyen 3, Rowe 6)	78			
Game #18	07/13/2013	NE 1 vs HOU 2	L	Sene 3 (unassisted)	55				
Game #19	07/17/2013	NE 1 at COL 2	L	Toja 1 (free kick)	15				
Game #20	07/20/2013	NE 2 at CLB 0	W	Goncalves 1 (Nguyen 4)	91+; Fagundez 6 (Nguyen 5)	94+			
Game #21	07/27/2013	NE 2 at DC 1	W	Imbongo 3 (Tierney 4)	54; Fagundez 7 (unassisted)	63			
Game #22	08/04/2013	NE 0 vs TOR 1	L						
Game #23	08/10/2013	NE 0 at KC 3	L						
Game #24	08/17/2013	NE 2 vs CHI 0	W						
Game #25	08/25/2013	NE 5 vs PHI 1	W	Agudelo 6 (Tierney 5)	54; Rowe 3 (unassisted)	91+			
Game #26	08/30/2013	NE 1 at TOR 1	T	Rowe 4 (Barrett 2)	26; Agudelo 7 (Fagundez 5)	58; Rowe 5 (Imbongo 1)	65; Fagundez 8 (Caldwell 2)	71;	
Game #27	09/08/2013	NE 2 vs MTL 4	L	Agudelo 8 (Imbongo 2, Fagundez 6)	73				
Game #28	09/14/2013	NE 2 at CHI 3	L	Fagundez 9 (Rowe 7)	2				
Game #29	09/21/2013	NE 2 vs DC 1	W	Fagundez 10 (unassisted)	26; Rowe 6 (Sene 3)	76			
Game #30	09/28/2013	NE 1 vs HOU 1	T	Rowe 7 (Sene 4)	9; Sene 4 (Imbongo 3)	46+			
Game #31	10/05/2013	NE 2 at NY 2	T	Fagundez 11 (Sene 5)	58; Nguyen 3 (penalty kick)	83			
Game #32	10/12/2013	NE 1 at MTL 0	W	Sene 5 (Nguyen 6)	64				
Game #33	10/19/2013	NE 3 vs CLB 2	W	Nguyen 4 (penalty kick)	85; Fagundez 12 (unassisted)	91+			
Game #34	10/27/2013	NE 1 at CLB 0	W	Goncalves 2 (Agudelo 2, Fagundez 7)	31				
				Soares 1 (Rowe 8)	32; Tierney 1 (penalty kick)	69; Fagundez 13 (Dorman 1, Imbongo 4)	76		
				Agudelo 9 (Nguyen 7)	28				



MLS CUP
PLAYOFFS • 2013

NEW ENGLAND REVOLUTION

NEW ENGLAND REVOLUTION –CUP COMPETITIONS – GAME-BY-GAME

#	Player	U.S. OPEN CUP			
		3R	4R	QF	
		ROCH	NY	DC	
		5-1	4-2	1-3	
1	Matt Reis	90G	90G	90G	
2	Andrew Farrell			90D	
3	Tyler Polak	57	90D		
4	Kalifa Cisse	90M	90D		
5	A.J. Soares	90D	90D	90D	
6	Scott Caldwell		31	90M	
7	Juan Toja			90M	
8	Chris Tierney	38	20		
9	Chad Barrett	90M	83M	80M	
10	Juan Agudelo		7	14	
11	Kelyn Rowe	90M	59M	29	
12	Andy Dorman	90M	90M	61M	
13	Ryan Guy		90M		
14	Diego Fagundez			76M	
15	Stephen McCarthy				
16	Bilal Duckett				
17	Sainey Nyassi				
18	Matt Horth				
19	Clyde Simms				
22	Bobby Shuttleworth			90D	
23	Jose Goncalves			10	
24	Lee Nguyen			90D	
25	Darius Barnes	90D	90D	90D	
26	Gabe Latiague	90D	90M		
27	Jerry Bengtson	45			
30	Kevin Alston				
33	Donnie Smith	52D			
36	Luis Soffner				
39	Saer Sene	45F			
92	Dimitry Imbongo	33F	70F	90F	

U.S. OPEN CUP				
3R	05/28/2013	NE 5	vs ROCHTR 1	W
4R	06/12/2013	NE 4	vs NY 2	W
QF	06/26/2013	NE 1	at DC 3	L

Rowe (Barrett) 23; Dorman (Rowe) 53; Bengtson (unassisted) 54; Rowe (unassisted) 64; Barrett (Barnes) 81
Rowe (Latiague) 4; Rowe (unassisted) 37; Imbongo (Barnes) 51; Tierney (Guy) 87
Toja (unassisted) 53



2013 RECORD

	GP	W-L-T	PTS	GF	GA
Red Bulls	34	17-9-8	59	58	41

RECORD at RED BULL ARENA

	GP	W-L-T	PTS	GF	GA
	17	11-2-4	37	34	16

RECORD on road

	GP	W-L-T	PTS	GF	GA
	17	6-7-4	22	24	25

RECORD at the half

	W	L	T
LEADING	9	1	2
TIED	8	4	5
TRAILING	0	4	1

RECORD with the first goal

	W	L	T
SCORING	16	3	2
CONCEDING	1	6	3

TEAM COMPARISONS

	FOR	AGAINST
GOALS SCORED	1.71 (1st)	1.21 (6th)
TOTAL SHOTS	11.88 (15th)	13.32 (13th)
SHOTS ON GOAL	4.26 (11th)	4.24 (9th)
SHOOTING ACCURACY	35.9% (5th)	31.8% (6th)
SCORING %AGE	14.4% (1st)	9.1% (3rd)
FOULS	12.94 (5th)	13.29 (16th)
CORNER KICKS	4.56 (13th)	4.74 (6th)
OFFSIDE	1.94 (15th)	2.26 (12th)

GOALS SCORED IN GAME

GP	0	1	2	3	4+	TOT	AVG
34	8	8	10	3	5	58	1.71

GOALS ALLOWED IN GAME

GP	0	1	2	3	4+	TOT	AVG
34	11	10	8	5	0	41	1.21

GOALS BY INTERVALS

	TOT	0-15	16-30	31-45+	46-60	61-75	76-90+
FOR	58	9	9	7	8	5	20
AGAINST	41	7	2	6	4	5	17

WHERE THE GOALS COME FROM

	FOR	AGAINST
GOALS SCORED	58	41
MINUTES PER GOAL	53	75

HOW SCORED

RIGHT FOOT	24	21
LEFT FOOT	21	12
HEADERS	12	8
OTHER	1	0

TYPE OF PLAY

OPEN PLAY	31	16
CROSS	9	6
CORNER	7	4
REBOUND	1	4
PENALTIES	3	7
DIRECT FROM FREE KICK	0	0
FREE KICK (INDIRECT)	5	2
OWN GOALS	2	2

DISTANCE

INSIDE GOAL AREA	14	11
INSIDE PENALTY AREA	39	26
OUTSIDE PENALTY AREA	5	4

PRIMARY TEAM





MLS CUP PLAYOFFS ★ 2013



NEW YORK RED BULLS

No.	Player	Pos	Ht	Wt	Birthdate	Birthplace	2013				CAREER			
							GP	GS	G	A	GP	GS	G	A
1	Kevin Hartman	G	6-1	192	05/25/1974	Athens, OH	0	0	0	0	416	411	0	3
The only player in MLS history to play and start over 400 regular season matches. Also also the holder of the all-time record for shutouts with 112														
2	Ian Christianson	M	5-11	155	03/06/1991	Cedar Rapids, IA	0	0	0	0	0	0	0	0
Drafted by the Red Bulls 22nd overall in 2013 MLS SuperDraft. Made his debut for the Red Bulls in friendly against French side Lyon														
3	Heath Pearce	D	5-10	175	08/13/1984	Modesto, CA	14	11	0	2	106	100	2	12
Second season with the Red Bulls since joining the team via a 2012 midseason trade with Chivas USA. Came to MLS in 2009 with FC Dallas														
4	Jamison Olave	D	6-3	210	04/21/1981	Medellin, Colombia	29	27	4	0	149	146	14	2
First season with the Red Bulls, and sixth in MLS, after a five-year stint with Real Salt Lake. MLS Defender of the Year and Best XI honors in 2010														
5	Markus Holgersson	D	6-2	174	04/16/1985	Helsingborg, Sweden	32	32	0	1	63	63	3	1
Swedish center back earned the team's Defender of the Year in 2012 after missing only three regular season matches														
7	Roy Miller	D	6-2	170	11/24/1984	San Jose, Costa Rica	17	16	0	1	96	87	0	12
Costa Rican international in his fourth season with the Red Bulls. After starting his career in his homeland, moved to Norway, then to Sweden														
8	David Carney	D	5-11	176	11/30/1983	Sydney, Australia	7	7	0	0	7	7	0	0
Has earned 46 caps for Australia and scored six goals. Made his MLS and Red Bulls debut on Aug. 31 against D.C. United														
9	Fabian Espindola	F	5-9	160	05/04/1985	Merlo, Buenos Aires, Argenti	28	23	9	2	153	127	44	19
In his first season with the New York Red Bulls after previously playing six seasons with Real Salt Lake														
10	Lloyd Sam	M	5-8	163	09/27/1984	Leeds, England	22	8	5	1	27	10	5	2
In his second season with New York after playing for Notts County in England's League One. Began his professional career at age 18 with Charlton Athletic														
11	Dax McCarty	M	5-9	150	04/30/1987	Winter Park, FL	30	29	4	4	185	158	12	30
Acquired from D.C. United midway through the 2011 season and in his eighth MLS season. U.S. youth international; Attended Univ. of North Carolina														
12	Eric Alexander	M	6-1	165	04/14/1988	Portage, MI	34	30	4	2	103	75	6	11
In first season with the Red Bulls and fourth in MLS. Selected 44th overall by FC Dallas in the third round of the 2010 MLS SuperDraft														
13	Marius Obekop	M	5-10	168	12/19/1994	Yaounde, Cameroon	5	0	0	0	5	0	0	0
In his first season with the Red Bulls and in MLS after signing on March 18. Made his Red Bulls debut on April 17 against Sporting Kansas City														
14	Thierry Henry	F	6-2	183	08/17/1977	Les Ulis, France	30	27	10	9	92	88	41	28
FIFA World Cup winner (France), La Liga and UEFA Champions League winner (FC Barcelona), Premiership and FA Cup winner (Arsenal FC). In fourth MLS season														
15	Andre Akpan	F	6-0	190	12/09/1987	Grand Prairie, TX	8	1	0	2	36	10	4	2
Acquired via trade in March from the Colorado Rapids. Attended Harvard Univ.														
16	Connor Lade	D	5-6	145	11/16/1989	Livingston, NJ	5	2	0	0	31	24	0	3
His second season with the Red Bulls after an impressive rookie campaign in 2012. Attended St. John's Univ.														
17	Tim Cahill	M	5-10	150	12/06/1979	Sydney, Australia	27	27	11	5	39	39	12	8
Australian international who played in 2006 and 2010 World Cups. Joined the Red Bulls in summer 2012 following a successful eight-year stint at Everton FC														
18	Ryan Meara	G	6-4	185	11/15/1990	Yonkers, NY	0	0	0	0	18	18	0	0
Made his return for the first time in nearly a year on May 29 in Open Cup match. Selected 31st overall in the 2012 SuperDraft out of Fordham Univ.														
19	Amando Moreno	F	5-7	145	09/10/1995	Perth Amboy, NJ	2	0	0	0	2	0	0	0
Made his MLS debut on March 10. Joined the Red Bulls Academy in Nov. 2009 and has played for the Red Bulls Under-15, 16 and 18 squads														
20	Matt Miazga	D	6-3	185	07/19/1995		1	0	0	0	1	0	0	0
Signed with the Red Bulls as a Homegrown Player on May 30														
21	Ruben Bover	F	5-7	144	06/24/1992	Majorca, Spain	7	1	0	1	7	1	0	1
Signed with the Red Bulls following preseason trial after impressing with his technical abilities and work ethic														
22	Jonny Steele	M	6-0	180	02/07/1986	Larne, Northern Ireland	33	32	5	6	61	43	7	8
In his second MLS season after debuting with Real Salt Lake in 2012.														
23	Michael Bustamante	M	5-9	160	09/21/1989	Medellin, Colombia	4	1	0	1	4	1	0	1
Selected in the first round (13th overall) of the 2013 MLS Supplemental Draft out of Boston University														
24	Santiago Castano	G	6-2	184	04/14/1995	Queens, NY	0	0	0	0	0	0	0	0
Emerged this season from the Red Bulls academy as a top-ranked goalkeeper. Signed last December as a Homegrown Player														
25	Brandon Barklage	D	5-11	165	11/02/1986	St. Louis, MO	26	20	0	5	56	39	2	10
Second season with the Red Bulls after three seasons with D.C. United. Originally drafted in third round of 2009 MLS SuperDraft														
27	Kosuke Kimura	D	5-9	155	05/14/1984	Kobe, Japan	24	15	0	2	158	140	5	11
Selected by the Rapids 35th overall in the 2007 MLS Supplemental Draft out of Western Illinois University. The first Japanese-born player in MLS														
31	Luis Robles	G	6-1	180	05/11/1984	Fort Huachuca, AZ	34	34	0	1	38	38	0	1
In first full season in MLS. Prior to spending time in Germany, he was drafted in the fourth round of the 2007 MLS SuperDraft by D.C. United														
32	Ibrahim Sekagya	D	6-1	176	12/19/1980	Kampala, Uganda	8	8	2	0	8	8	2	0
Signed as a free agent on July 11 having previously played for Red Bull Salzburg. Made his MLS and New York Red Bulls debut on Aug. 3														
88	Peguy Luyindula	F	5-10	160	05/25/1979	Kinshasa, Zaire	22	9	1	7	22	9	1	7
Signed with club at start of season. Has earned six caps for the French national team, scoring one goal in a friendly against Bosnia and Herzegovina														
99	Bradley Wright-Phillips	F	5-8	155	03/12/1985	London, England	7	4	1	1	7	4	1	1
Graduated from Manchester City's academy and played for the Premiership side until 2006. Made his Red Bulls debut on Aug. 25 vs. Chivas USA														

HEAD COACH : Mike Petke

01/30/1976

W17 L9 T8

NEW YORK RED BULLS/METROSTARS PLAYOFF HISTORY

vs. Team	No. of Series	Series W-L	GP	W-L-T	OT	ShO	GF	GA	Last Mtg.	Round	Series Result
Chicago	1	0-1	3	1-2-0	0-0-0	0-0	4	6	2000	Semifinals	Lost 6 pts. to 3
Columbus	2	0-2	3	0-3-0	0-0-0	0-1	5	9	2008	MLS Cup '08	Lost MLS Cup '08
D.C. United	4	0-4	9	1-6-2	0-0-0	1-0	5	13	2012	Quarterfinals	Lost 1 games to 0
FC Dallas	2	2-0	3	3-0-0	1-0-0	0-0	6	2	2011	Wild Card	Won 1 games to 0
Los Angeles	2	0-2	5	1-3-1	0-0-1	0-0	8	9	2011	Quarterfinals	Lost 2 games to 0
New England	3	0-3	6	1-3-2	0-0-0	0-0	3	7	2007	Quarterfinals	Lost 1 games to 0
San Jose	1	0-1	2	1-1-0	0-0-0	0-0	2	3	2010	Quarterfinals	Lost Series Tie-Breaker
Real Salt Lake	1	1-0	1	1-0-0	0-0-0	0-0	1	0	2008	Semifinals	Won 1 games to 0
Houston	1	1-0	2	1-0-1	0-0-0	0-0	4	1	2008	Quarterfinals	Won 1 games to 0
TOTALS	17	4-13	34	10-18-6	1-0-1	1-1	38	50			

NEW YORK RED BULLS/METROSTARS – ALL-TIME POSTSEASON RESULTS

DATE	OPPONENT	RESULT	ATT.	W-L-T	RD.	GOALS:
09/24/1996	D.C. United	W 3-2	14,416	1-0-0	QTR	MET: De Avila (38) Savarese (75); DC: Diaz Arce (24) Moreno (56)
09/27/1996	at D.C. United	L 0-1	21,442	1-1-0	QTR	DC: Etcheverry (72)
10/02/1996	at D.C. United	L 1-2	20,423	1-2-0	QTR	MET: De Avila (86); DC: Rammel (67) Diaz Arce (89)
09/30/1998	at Columbus	L 3-5	10,996	0-1-0	QTR	MET: Hurtado (53) Sorber (60) Joseph (80); CLB: McBride (9,12) Smith (33) Farrell (38) John (58)
10/03/1998	Columbus	L 1-2	11,686	0-2-0	QTR	MET: Ramos (13); CLB: John (22)
09/15/2000	Dallas	W 2-1 (OT)	14,868	1-0-0	QTR	MET: Mathis (34) Valencia (100); DAL: Rhine (67)
09/20/2000	at Dallas	W 2-1	7,555	2-0-0	QTR	MET: Mathis (53,81); DAL: J. Rodriguez (82)
09/26/2000	at Chicago	L 0-3	7,141	2-1-0	SEM	CHI: Stoitchkov (21) Kovalenko (35) Razov (84)
09/30/2000	Chicago	W 2-0	15,476	3-1-0	SEM	MET: Chung (40) Valencia (84)
10/06/2000	at Chicago	L 2-3	10,133	3-2-0	SEM	MET: Valencia (32,36); CHI: Brown (3) Stoitchkov (31) Razov (88)
09/23/2001	at Los Angeles	T 1-1 (OT)	11,580	0-0-1	QTR	MET: Faria (29); LA: Caligiuri (63)
09/26/2001	Los Angeles	W 4-1	12,817	1-0-1	QTR	MET: Faria (72,80) Chung (75) Valencia (83); LA: Victorine (4)
09/29/2001	at Los Angeles	L 2-4 (ST)	6,154	1-1-1	QTR	MET: Villegas (49,61); LA: Victorine (21,33) Frye (56) Cienfuegos (98)
11/01/2003	New England	L 0-2	10,211	0-1-0	QTR	NE: Fabbro (17) Noonan (65)
11/09/2003	at New England	T 1-1	14,823	0-1-1	QTR	MET: Guevara (45); NE: Noonan (21)
10/23/2004	D.C. United	L 0-2	11,161	0-1-0	QTR	DC: Stewart (67) Eskandarian (88)
10/30/2004	at D.C. United	L 0-2	15,763	0-2-0	QTR	DC: Moreno (85) Namoff (89)
10/22/2005	New England	W 1-0	10,003	1-0-0	QTR	MET: Guevara (34)
10/29/2005	at New England	L 1-3	9,581	1-1-0	QTR	MET: Djorkaeff (59); NE: Cancela (68) Noonan (73) Smith (83)
10/21/2006	D.C. United	L 0-1	8,630	0-1-0	QTR	DC: Gomez (77)
10/29/2006	at D.C. United	T 1-1	21,455	0-1-1	QTR	NY: Altidore (70); DC: Gomez (86)
10/27/2007	New England	T 0-0	14,165	0-0-1	QTR	
11/03/2007	at New England	L 0-1	10,116	0-1-1	QTR	NE: Twellman (64)
11/01/2008	Houston	T 1-1	11,578	0-0-1	QTR	NY: Angel (48); HOU: Kamara (85)
11/09/2008	at Houston	W 3-0	30,053	1-0-1	QTR	NY: Richards (25) Angel (36) Wolyniec (81)
11/15/2008	at Real Salt Lake	W 1-0	20,008	1-0-1	SEM	NY: van den Bergh (28)
11/23/2008	at Columbus	L 1-3	27,000	2-1-1	FIN	NY: Wolyniec (51); CLB: Moreno (31) Marshall (53) Hejduk (82)
10/30/2010	at San Jose	W 1-0	10,525	1-0-0	QTR	NY: Lindpere (56)
11/04/2010	San Jose	L 1-3	22,839	1-1-0	QTR	NY: Angel (78); SJ: Convey (6,76) Wondolowski (81)
10/26/2011	at FC Dallas	W 2-0	10,017	1-0-0	WC	NY: Lindpere (61) Henry (90)
10/30/2011	Los Angeles	L 0-1	22,663	1-1-0	QTR	LA: Magee (15)
11/03/2011	at Los Angeles	L 1-2	27,000	1-2-0	QTR	NY: Rodgers (4); LA: Magee (42) Donovan (75)
DAY DATE	OPPONENT	RESULT	ATT.	W-L-T	RD.	NOTES:
11/03/2012	at D.C. United	T 1-1	17,556	0-0-1	QTR	NY: own goal (65); DC: own goal (61)
11/08/2012	D.C. United	L 0-1	14,035	0-1-1	QTR	DC: DeLeon (88)

CAREER POSTSEASON STATISTICS FOR CURRENT NEW YORK RED BULLS PLAYERS

UNF	POS	PLAYER	GP	GS	MIN	G	A	SHT	SOG	PKG	PKA	SKG	SKA	FC	FS	OFF	CK	C	E
12	M	Eric Alexander	2	0	5	0	0	0	0	0	0	0	0	0	0	0	0	0	0
17	M	Tim Cahill	2	2	180	0	0	0	0	0	0	0	0	2	2	0	0	0	0
9	F	Fabian Espindola	13	8	741	1	0	19	8	0	0	0	1	17	14	15	0	1	0
14	F	Thierry Henry	6	5	456	1	1	23	6	0	0	0	0	10	5	3	9	2	0
5	D	Markus Holgersson	2	2	180	0	0	2	1	0	0	0	0	1	1	0	0	0	0
27	D	Kosuke Kimura	6	6	507	1	1	2	1	0	0	0	0	2	2	0	0	0	0
16	D	Connor Lade	2	2	179	0	0	0	0	0	0	0	0	5	2	0	0	1	0
11	M	Dax McCarty	9	8	704	1	0	13	5	0	0	0	0	6	10	0	0	0	0
7	D	Roy Miller	7	5	496	0	0	5	0	0	0	0	0	6	0	0	0	1	0
4	D	Jamison Olave	13	12	1064	0	1	5	1	0	0	0	0	18	12	2	0	2	0
3	D-M	Heath Pearce	2	2	180	0	0	1	1	0	0	0	0	2	0	0	0	1	0
22	M	Jonny Steele	1	0	4	0	0	0	0	0	0	0	0	0	0	0	0	0	0
UNF	POS	GOALKEEPER	GP	GS	MIN	SHTS	SV	GA	GAA	PKG	PKA	SKG	SKA	W	L	T	SO		
1	GK	Kevin Hartman	49	49	4522	99	175	59	1.17	2	3	8	16	24	17	7	15		
31	GK	Luis Robles	2	2	180	1	7	2	1.00	0	1	0	0	0	1	1	0		

ALL-TIME METROSTARS-N.Y. RED BULLS POSTSEASON STATISTICS (10-18-6, 34 PTS.)

PLAYER	GP	GS	MIN	G	A						
Adolfo Valencia	8	8	714	5	4						
Clint Mathis	9	7	708	3	2						
Rodrigo Faria	3	3	274	3	1						
Juan Pablo Angel	8	8	694	3	0						
Mark Chung	8	8	748	2	2						
Petter Villegas	8	8	712	2	2						
Antony De Avila	3	3	270	2	1						
Amado Guevara	8	8	720	2	1						
John Wolyniec	10	8	701	2	1						
Joel Lindpere	7	7	625	2	0						
Dane Richards	11	11	976	1	3						
Miles Joseph	5	4	391	1	2						
Mike Sorber	2	2	180	1	2						
Youri Djorkaeff	3	3	270	1	1						
Thierry Henry	6	5	456	1	1						
Jozy Altidore	4	4	360	1	0						
Eduardo Hurtado	2	2	180	1	0						
Tab Ramos	9	8	746	1	0						
Luke Rodgers	2	2	170	1	0						
Giovanni Savarese	5	1	175	1	0						
Dave van den Bergh	6	6	525	1	0						
Alex Comas	5	2	194	0	2						
Roberto Donadoni	3	3	270	0	2						
Daniel Hernandez	3	3	288	0	2						
Mike Petke	9	9	785	0	2						
Juan Agudelo	3	2	200	0	1						
Mehdi Ballouchy	5	2	223	0	1						
Sergio Galvan Rey	4	2	250	0	1						
Gilmar	2	1	73	0	1						
Roy Myers	5	4	364	0	1						
Ross Paule	3	2	186	0	1						
Sinisa Ubiparipovic	6	4	315	0	1						
Jeff Agoos	2	2	180	0	0						
Chris Albright	2	2	174	0	0						
Pedro Alvarez	2	0	35	0	0						
Mike Ammann	2	2	180	0	0						
Stephane Auvray	1	0	74	0	0						
Edgar Bartolomeu	1	0	19	0	0						
Andrew Boyens	2	2	180	0	0						
Michael Bradley	2	2	180	0	0						
Pablo Brenes	2	2	170	0	0						
Tim Cahill	2	2	180	0	0						
Nicola Caricola	2	2	164	0	0						
Danny Cepero	4	4	360	0	0						
Ricardo Clark	4	4	360	0	0						
Jon Conway	4	4	360	0	0						
Kenny Cooper	2	1	100	0	0						
Ramiro Corrales	1	0	14	0	0						
Bouna Coundoul	2	2	180	0	0						
Cristian da Silva	2	1	110	0	0						
Digao	1	0	1	0	0						
Joey DiGiamarino	1	1	71	0	0						
Francis Doe	1	1	68	0	0						
Thomas Dooley	2	1	77	0	0						
Mike Duhaney	2	2	180	0	0						
Todd Dunivant	2	2	180	0	0						
Gilberto Flores	1	1	30	0	0						
Hunter Freeman	2	2	180	0	0						
Eddie Gaven	6	5	495	0	0						
Ted Gillen	1	1	33	0	0						
Cornell Glen	2	1	125	0	0						
Kevin Goldthwaite	4	4	360	0	0						
Paul Grafer	3	3	280	0	0						
Taylor Graham	2	0	2	0	0						
Jeremy Hall	2	0	7	0	0						
Rhett Harty	3	3	183	0	0						
Chris Henderson	2	0	49	0	0						
Jason Hernandez	2	2	180	0	0						
Markus Holgersson	2	2	180	0	0						
Tim Howard	3	3	288	0	0						
Salou Ibrahim	1	0	6	0	0						
Diego Jimenez	4	4	360	0	0						
Rob Johnson	3	0	100	0	0						
Steve Jolley	10	10	928	0	0						
Andrzej Juskowiak	1	1	60	0	0						
Macoumba Kandji	2	0	14	0	0						
Stephen Keel	3	3	270	0	0						
Brian Kelly	1	1	45	0	0						
Matt Knowles	3	1	178	0	0						
Dema Kovalenko	4	4	359	0	0						
Connor Lade	2	2	179	0	0						
Alexi Lalas	2	2	180	0	0						
Jacob LeBlanc	1	0	13	0	0						
Chris Leitch	9	8	719	0	0						
Sebastien Le Toux	1	1	80	0	0						
Mark Lisi	6	3	352	0	0						
Mike Magee	3	1	89	0	0						
Rafa Marquez	6	6	480	0	0						
Lothar Matthaus	5	5	460	0	0						
Dax McCarty	4	4	303	0	0						
Carlos Mendes	11	9	804	0	0						
Tony Meola	7	7	630	0	0						
Roy Miller	7	5	496	0	0						
Mike Nugent	1	0	34	0	0						
Arley Palacios	2	2	180	0	0						
Jeff Parke	6	6	540	0	0						
Heath Pearce	2	2	180	0	0						
Orlando Perez	3	3	288	0	0						
Juan Pietravallio	2	0	20	0	0						
Eddie Pope	4	4	360	0	0						
Ante Razov	1	0	5	0	0						
Tim Ream	5	5	450	0	0						
Tim Regan	1	1	75	0	0						
Claudio Reyna	2	2	112	0	0						
Carl Robinson	1	0	1	0	0						
Luis Robles	2	2	180	0	0						
Jorge Rojas	2	0	79	0	0						
Jim Rooney	1	1	45	0	0						
Frank Rost	3	3	270	0	0						
Luke Sassano	4	4	341	0	0						
Markus Schopp	2	2	131	0	0						
Mark Semioli	3	0	71	0	0						
Steve Shak	2	0	6	0	0						
Damian Silvera	2	1	149	0	0						
Jan Gunnar Solli	2	2	169	0	0						
Diego Sonora	2	2	146	0	0						
Seth Stammer	6	6	540	0	0						
Teemu Tainio	5	5	376	0	0						
Joselito Vaca	1	0	15	0	0						
Marcelo Vega	1	1	75	0	0						
Peter Vermes	3	3	270	0	0						
Joe Vide	1	1	77	0	0						
Jonny Walker	4	4	360	0	0						
Billy Walsh	10	6	611	0	0						
Richie Williams	4	4	325	0	0						
A.J. Wood	2	2	96	0	0						
Marvell Wynne	2	2	179	0	0						
Jeff Zaun	3	3	211	0	0						
Craig Ziadie	2	2	103	0	0						
Own-goals received										1	
Team totals	34	34	3088	38	38						
Opponent totals	34	34	3088	50	60						

NEW YORK INDIVIDUAL GOALKEEPING						
GOALKEEPER	GP	GS	SV	GA	GAA	SO
Jon Conway	4	4	13	3	0.75	1
Danny Cepero	4	4	17	4	1.00	2
Luis Robles	2	2	7	2	1.00	0
Frank Rost	3	3	12	3	1.00	1
Mike Ammann	2	2	7	3	1.50	1
Bouna Coundoul	2	2	7	3	1.50	1
Paul Grafer	3	3	8	5	1.61	0
Jonny Walker	4	4	14	7	1.75	0
Tim Howard	3	3	16	6	1.88	0
Tony Meola	7	7	34	14	2.00	1
Team totals	34	34	136	50	1.46	7
Opponent totals	34	34	129	38	1.11	10

NEW YORK RED BULLS

NEW YORK RED BULLS INDIVIDUAL HIGH GAMES (2013)

Goals					
2	Fabian Espindola	03/03/2013	at	POR	T 3-3
2	Tim Cahill	04/27/2013	at	TOR	W 2-1
2	Thierry Henry	05/08/2013	vs.	MTL	W 2-1
2	Fabian Espindola	07/27/2013	vs.	RSL	W 4-3
Assists					
3	Peguy Luyindula	10/27/2013	vs.	CHI	W 5-2
Shots					
10	Thierry Henry	03/16/2013	vs.	DC	T 0-0
Shots on Goal					
5	Thierry Henry	03/16/2013	vs.	DC	T 0-0
Fouls Committed					
7	Tim Cahill	09/22/2013	vs.	DAL	W 1-0
Fouls Suffered					
8	Fabian Espindola	07/27/2013	vs.	RSL	W 4-3
Offside					
5	Peguy Luyindula	04/07/2013	at	CHI	L 1-3
Saves					
6	Luis Robles	03/03/2013	at	POR	T 3-3
6	Luis Robles	05/04/2013	at	CLB	W 1-0
6	Luis Robles	06/23/2013	at	PHI	L 0-3
6	Luis Robles	08/03/2013	at	KC	W 3-2
Shots Faced					
9	Luis Robles	03/03/2013	at	POR	T 3-3
9	Luis Robles	06/23/2013	at	PHI	L 0-3
Goals Allowed					
3	Luis Robles	5 times			

TEAM HIGH GAMES (2013)

Goals					
5	10/27/2013	vs.	CHI	W	5-2
Assists					
5	04/20/2013	vs.	NE	W	4-1
5	10/27/2013	vs.	CHI	W	5-2
Shots					
24	03/16/2013	vs.	DC	T	0-0
Shots on Goal					
9	10/27/2013	vs.	CHI	W	5-2
Fouls Committed					
18	6 times				
Fouls Suffered					
28	07/27/2013	vs.	RSL	W	4-3
Corner Kicks					
8	05/26/2013	vs.	CLB	T	2-2
8	08/10/2013	at	CLB	L	0-2
Offside					
10	04/07/2013	at	CHI	L	1-3
Saves					
6	4 times				
Shots Faced					
10	03/03/2013	at	POR	T	3-3
Goals Allowed					
3	5 times				

TEAM LOW GAMES (2013)

Shots					
5	08/03/2013	at	KC	W	3-2
5	10/20/2013	at	HOU	W	3-0
Shots on Goal					
0	06/23/2013	at	PHI	L	0-3
Fouls Committed					
7	06/23/2013	at	PHI	L	0-3
Fouls Suffered					
4	04/13/2013	at	DC	W	2-0
Corner Kicks					
0	08/31/2013	vs.	DC	W	2-1
Offside					
0	03/16/2013	vs.	DC	T	0-0
0	04/27/2013	at	TOR	W	2-1
0	08/31/2013	vs.	DC	W	2-1
Saves					
0	03/10/2013	at	SJ	L	1-2
0	05/26/2013	vs.	CLB	T	2-2
Shots Faced					
2	6 times				

NEW YORK RED BULLS INDIVIDUAL POSTSEASON HIGH GAMES (1996-2012)

Goals					
2	4 times - last				
2	Petter Villegas	09/29/2001	at	LA	L 2-4
Assists					
2	Mike Sorber	09/30/1998	at	CLB	L 3-5
2	Alex Comas	10/06/2000	at	CHI	L 2-3
2	Daniel Hernandez	09/26/2001	vs.	LA	W 4-1
Shots					
6	Clint Mathis	09/20/2000	at	DAL	W 2-1
6	Mark Chung	09/26/2001	vs.	LA	W 4-1
6	Rodrigo Faria	09/26/2001	vs.	LA	W 4-1
6	Thierry Henry	10/26/2011	at	DAL	W 2-0
Shots on Goal					
5	Clint Mathis	09/20/2000	at	DAL	W 2-1
Fouls Committed					
6	Adolfo Valencia	09/30/2000	vs.	CHI	W 2-0
6	Alex Comas	10/06/2000	at	CHI	L 2-3
6	Amado Guevara	10/21/2006	vs.	DC	L 0-1
Fouls Suffered					
7	Cornell Glen	10/23/2004	vs.	DC	L 0-2
7	Jozy Altidore	10/29/2006	at	DC	T 1-1
Offside					
5	Adolfo Valencia	10/06/2000	at	CHI	L 2-3
Saves					
9	Tim Howard	09/23/2001	at	LA	T 1-1
Shots Faced					
11	Tony Meola	10/29/2005	at	NE	L 1-3
Goals Allowed					
5	Tony Meola	09/30/1998	at	CLB	L 3-5

TEAM POSTSEASON HIGH GAMES (1996-2012)

Goals					
4	09/26/2001	vs.	LA	W	4-1
Assists					
5	09/26/2001	vs.	LA	W	4-1
Shots					
23	11/04/2010	vs.	SJ	L	1-3
Shots on Goal					
9	09/26/2000	at	CHI	L	0-3
9	09/26/2001	vs.	LA	W	4-1
9	11/01/2003	vs.	NE	L	0-2
Fouls Committed					
31	10/03/1998	vs.	CLB	L	1-1
Fouls Suffered					
27	11/01/2003	vs.	NE	L	0-2
Corner Kicks					
12	11/03/2007	at	NE	L	0-1
Offside					
5	09/26/2000	at	CHI	L	0-3
5	10/06/2000	at	CHI	L	2-3
5	10/22/2005	vs.	NE	W	1-0
Saves					
9	10/02/1996	at	DC	L	1-2
9	09/23/2001	at	LA	T	1-1
Shots Faced					
11	4 times - last:				
11	10/29/2005	at	NE	L	1-3
Goals Allowed					
5	09/30/1998	at	CLB	L	3-5

TEAM POSTSEASON LOW GAMES (1996-2012)

Shots					
7	11/09/2008	at	HOU	W	3-0
Shots on Goal					
1	11/23/2008	at	CLB	L	1-3
Fouls Committed					
6	09/24/1996	vs.	DC	W	2-2
Fouls Suffered					
4	11/15/2008	at	RSL	W	1-0
Corner Kicks					
0	09/23/2001	at	LA	T	1-1
Offside					
0	6 times				
Saves					
1	09/15/2000	vs.	DAL	W	2-1
1	09/26/2001	vs.	LA	W	4-1
1	10/29/2006	at	DC	T	1-1
1	10/30/2011	vs.	LA	L	0-1
Shots Faced					
2	10/29/2006	at	DC	T	1-1
2	10/30/2011	vs.	LA	L	0-1

2013 NEW YORK RED BULLS STATISTICS (17-9-8, 59 pts.)

UNF	POS	PLAYER	GP	GS	MIN	G	A	SHT	SOG	FC	FS	OFF	CK	C	E
17	M	Tim Cahill	27	27	2243	11	5	55	21	78	43	13	0	4	0
14	F	Thierry Henry	30	27	2519	10	9	91	29	20	31	23	85	3	0
9	F	Fabian Espindola	28	23	2054	9	2	48	26	41	58	22	0	3	0
22	M	Jonny Steele	33	32	2665	5	6	46	15	42	18	12	5	4	0
10	M	Lloyd Sam	22	8	814	5	1	7	5	10	13	3	3	0	1
11	M	Dax McCarty	30	29	2582	4	4	18	6	28	36	1	0	2	0
12	M	Eric Alexander	34	30	2504	4	2	33	9	19	18	0	0	2	0
4	D	Jamison Olave	29	27	2368	4	0	11	6	38	13	3	0	4	1
32	D	Ibrahim Sekagya	8	8	702	2	0	4	2	11	5	0	0	1	1
88	F	Peguy Luyindula	22	9	863	1	7	21	12	8	15	9	6	1	0
99	F	Bradley Wright-Phillips	7	4	337	1	1	12	6	5	5	1	0	1	0
25	D	Brandon Barklage	26	20	1723	0	5	12	3	31	16	0	0	1	1
8	M	Juninho	13	10	984	0	4	19	3	14	12	1	37	5	1
15	F	Andre Akpan (TOT)	8	1	134	0	2	4	0	0	2	2	0	0	0
15	F	Andre Akpan (NY)	7	1	127	0	2	4	0	0	2	2	0	0	0
27	D	Kosuke Kimura	24	15	1575	0	2	2	0	11	9	1	0	0	0
3	D	Heath Pearce	14	11	1083	0	2	2	1	7	4	1	0	0	0
21	F	Ruben Bover	7	1	125	0	1	2	0	2	0	0	0	0	0
23	M	Michael Bustamante	4	1	95	0	1	0	0	1	1	0	0	1	0
5	D	Markus Holgersson	32	32	2866	0	1	8	1	41	16	1	0	3	0
7	D	Roy Miller	17	16	1367	0	1	1	0	16	6	3	0	2	0
31	G	Luis Robles	34	34	3060	0	1	0	0	1	2	0	0	1	0
8	D	David Carney	7	7	630	0	0	6	0	9	1	0	1	2	0
16	D	Connor Lade	5	2	166	0	0	0	0	0	1	0	0	0	0
28	F	Josue Martinez	1	0	11	0	0	0	0	1	0	0	0	0	0
20	D	Matt Miazga	1	0	14	0	0	0	0	1	0	0	0	0	0
19	F	Amando Moreno	2	0	2	0	0	0	0	0	0	0	0	0	0
13	M	Marius Obekop	5	0	69	0	0	2	0	2	2	0	2	0	0
24	G	Santiago Castano	0	0	0	0	0	0	0	0	0	0	0	0	0
2	M	Ian Christianson	0	0	0	0	0	0	0	0	0	0	0	0	0
1	G	Kevin Hartman	0	0	0	0	0	0	0	0	0	0	0	0	0
18	G	Ryan Meara	0	0	0	0	0	0	0	0	0	0	0	0	0
		Own-goals received				2									
		Team totals	34	34	3060	58	57	404	145	437	353	96	139	40	5
		Opponent totals	34	34	3060	41	28	453	147	353	437	89	154	40	1

GAME-WINNING GOALS: Thierry Henry 5, Tim Cahill 5, Lloyd Sam 2, Fabian Espindola 2, Dax McCarty 1
Eric Alexander 1

GAME-WINNING ASSISTS: Dax McCarty 3, Peguy Luyindula 3, Jonny Steele 2, Juninho 2, Thierry Henry 2
Brandon Barklage 2, Luis Robles 1, Heath Pearce 1, Markus Holgersson 1
Michael Bustamante 1, Eric Alexander 1

PENALTY KICK GOALS/ATTEMPTS: Fabian Espindola 2-2, Peguy Luyindula 1-1

NEW YORK RED BULLS INDIVIDUAL GOALKEEPING

UNF	POS	GOALKEEPER	GP	GS	MIN	SHTS	SV	GA	GAA	PG	PA	W	L	T	SO
31	G	Luis Robles	34	34	3060	147	103	41	1.21	7	10	17	9	8	11
		Team totals	34	34	3060	147	103	41	1.21	7	10	17	9	8	11
		Opponent totals	34	34	3060	145	85	58	1.71	3	3	9	17	8	8

* = Played with other teams in 2013. Only New York Red Bulls statistics listed here.

NEW YORK RED BULLS 2013 SCHEDULE

DAY	DATE	OPPONENT	RESULT	ATT.	W-L-T	POS.	PTS	NOTES:
Sun.	Mar.	3 at Portland	T 3-3	20,674	0-0-1	5	1	NY: Espindola (9,24) Olave (28); POR: Valeri (14) Nagbe (56) own goal (83)
Sun.	Mar.	10 at San Jose	L 1-2	10,525	0-1-1	9	1	NY: Alexander (17); SJ: Jahn (83) Wondolowski (92+)
Sat.	Mar.	16 D.C. United	T 0-0	22,022	0-1-2	9	2	
Sat.	Mar.	23 at Montreal	L 0-1	26,259	0-2-2	9	2	MTL: Di Vaio (14)
Sat.	Mar.	30 Philadelphia	W 2-1	15,824	1-2-2	6	5	NY: McCarty (55) Henry (81); PHI: Casey (63)
Sun.	Apr.	7 at Chicago	L 1-3	12,557	1-3-2	0	5	NY: Olave (17); CHI: Paladini (44) Maicon Santos (83,89)
Sat.	Apr.	13 at D.C. United	W 2-0	18,019	2-3-2	T4	8	NY: Henry (29) Olave (36)
Wed.	Apr.	17 Sporting KC	L 0-1	12,338	2-4-2	T5	8	KC: Collin (13)
Sat.	Apr.	20 New England	W 4-1	18,029	3-4-2	4	11	NY: McCarty (4) Espindola (8) Henry (82) Steele (89); NE: own goal (6)
Sat.	Apr.	27 at Toronto FC	W 2-1	20,009	4-4-2	6	14	NY: Cahill (39,89); TOR: Osorio (83)
Sat.	May	4 at Columbus	W 1-0	12,020	5-4-2	0	17	NY: Cahill (80)
Wed.	May	8 Montreal	W 2-1	11,892	6-4-2	T1	20	NY: Henry (47+,88); MTL: Di Vaio (92+)
Sat.	May	11 at New England	T 1-1	16,440	6-4-3	1	21	NY: Sam (55); NE: Fagundez (54)
Sun.	May	19 Los Angeles	W 1-0	25,219	7-4-3	1	24	NY: Cahill (91+)
Sun.	May	26 Columbus	T 2-2	14,840	7-4-4	1	25	NY: Henry (31) Olave (91+); CLB: Oduro (2) Higuain (74)
Sat.	June	1 Vancouver	L 1-2	19,969	7-5-4	2	25	NY: own goal (51); VAN: Harvey (58) Miller (83)
Sun.	June	23 at Philadelphia	L 0-3	19,013	7-6-4	2	25	PHI: Casey (7,64) Hoppenot (88)
Sun.	June	30 Houston	W 2-0	25,483	8-6-4	5	28	NY: Espindola (60) Steele (88)
Thu.	July	4 at Colorado	L 0-2	18,359	8-7-4	2	28	COL: Sturgis (47) Brown (68)
Sat.	July	13 Montreal	W 4-0	17,235	9-7-4	T2	31	NY: Alexander (10) Henry (16) Cahill (63) Luyindula (88)
Sat.	July	20 at Toronto FC	T 0-0	19,444	9-7-5	T2	32	
Sat.	July	27 Real Salt Lake	W 4-3	18,604	10-7-5	T2	35	NY: Cahill (11) Espindola (23,89) McCarty (94+); RSL: Saborio (45,80,82)
Sat.	Aug.	3 at Sporting KC	W 3-2	21,304	11-7-5	0	38	NY: Steele (27) Espindola (63) Sam (69); KC: Kamara (45) Dwyer (92+)
Sat.	Aug.	10 at Columbus	L 0-2	19,080	11-8-5	2	38	CLB: Higuain (62,76)
Sat.	Aug.	17 Philadelphia	T 0-0	25,355	11-8-6	T1	39	
Sun.	Aug.	25 at Chivas USA	L 2-3	8,103	11-9-6	T3	39	NY: Cahill (31) McCarty (86); CHV: Morales (30) Torres (47+,81)
Sat.	Aug.	31 D.C. United	W 2-1	17,372	12-9-6	T1	42	NY: Sam (8) Cahill (38); DC: DeLeon (36)
Sun.	Sept.	8 at Houston	W 4-1	18,501	13-9-6	0	45	NY: Alexander (14) Henry (47) Steele (58) Sam (88); HOU: Johnson (18)
Sat.	Sept.	14 Toronto FC	W 2-0	17,236	14-9-6	1	48	NY: Henry (32) Espindola (80)
Sun.	Sept.	22 FC Dallas	W 1-0	18,976	15-9-6	1	51	NY: own goal (76)
Sun.	Sept.	29 at Seattle	T 1-1	39,083	15-9-7	1	52	NY: Cahill (76); SEA: Evans (45)
Sat.	Oct.	5 New England	T 2-2	25,219	15-9-8	1	53	NY: Espindola (14) Cahill (97+); NE: Nguyen (85) Fagundez (91+)
Sun.	Oct.	20 at Houston	W 3-0	22,345	16-9-8	0	56	NY: Cahill (1) Sekagya (65) Wright-Phillips (75)
Sun.	Oct.	27 Chicago	W 5-2	25,219	17-9-8	1	59	NY: Henry (24) Sekagya (49) Sam (56) Alexander (77) Steele (84); CHI: Magee (6) AmariKwa (90)



MLS CUP
PLAYOFFS • 2013

NEW YORK RED BULLS

NEW YORK RED BULLS – GAME-BY-GAME

#	Player	1	2	3	4	5	6	7	8	9	10	11	12	13	14	15	16	17	18	19	20	21	22	23	24	25	26	27	28	29	30	31	32	33	34
		POR	SJ	DC	MTL	PHI	CHI	DC	KC	NE	TOR	CLB	MTL	NE	LA	CLB	VAN	PHI	HOU	COL	MTL	TOR	RSL	KC	CLB	PHI	CHV	DC	HOU	TOR	DAL	SEA	NE	HOU	CHI
		3-3	1-2	0-0	0-1	2-1	1-3	2-0	0-1	4-1	2-1	1-0	2-1	1-1	1-0	2-2	1-2	0-3	2-0	0-2	4-0	0-0	4-3	3-2	0-2	0-0	2-3	2-1	4-1	2-0	1-0	1-1	2-2	3-0	5-2
1	Kevin Hartman																																		
2	Ian Christlanson																																		
3	Heath Pearce	90D	90D	90D	90D	90D	90D	57	90D		24	90D	90D		90D	12	90D																		
4	Jamison Olave	90D	90D	90D		90D	90D	90D	33D	10	90D	90D	90D		90D	90D	75D		90D	90D	90D	90D	90D	90D	90D	76D		14	90D	90D	90D				
5	Markus Holgersson				90D	90D	90D	90D	90D	90D	90D	90D	90D	90D	90D	90D	90D	90D	90D	90D	90D	90D	90D	90D	90D	90D	90D	90D	90D	90D	90D	90D	90D	90D	90D
6	Digao																																		
7	Roy Miller	90D	89D					90D	90D	90D	66D	2	90D	90D		90D	90D								90D	90D	90D	40D							
8	David Carney																																		
9	Juininho	90M		22	90M	90M	90M	90M	89M																										
10	Fabian Espindola	73F	90F	90F	90F			25	90F	82F	75F	90F	65	90F	77F	90F	70F	23	78F	78F	78F	86F	89F	80F	90F	61F	58F					11	58	89F	78F
11	Lloyd Sam				7	17	14			29	71M	45		76M	2	15	18	28M		14	16		5	27		24		90M	90M			71M	71M	10	74M
12	Dax McCarty	90M	90M	90M	90M	90M	90M	90M	90M						13	60M	90M	90M	90M	90M	90M	90M	90M	90M	90M	90M	90M	90M	90M	90M	90M	90M	90M	90M	90M
13	Eric Alexander	1	87M	89M	83M	73M	90M	86M	66M	90M	45M	90M	90M	88M	75M	72M	90M	81M	90M	74M	90M	90M	60M	60M	81M	66M	90M	90M	70M	90M	84M	19	19	89M	16
14	Marinus Odekop									13																									
15	Thierry Henry	90M	90F	89F		31	29	90F	90M	90F	90F	89F		90F	90F	90F	90F	90F	90F	90F	90F	90F	90F	90F	90F	90F	90F	32	90F	90F	90F			90F	89F
16	Andre Akpan																																		
17	Connor Lade																																		
18	Tim Cahill	90M	90M	90M		1	21	59F	90F	89F	77M	61M	90M	90M	45M	90M	90M																		
19	Ryan Meara																																		
20	Amando Moreno																																		
21	Matt Miazga																																		
22	Ruben Bover																																		
23	Jonny Steele	66M	21					3	1	24																									
24	Michael Bustamante	24	69M	68M	69M	90M	61M	65M		90M	90M	90M	88M	90M	89M	90M	78M	67M	89M	76M	90M	69M	87M	90M	70M	90M	76M	90M	90M	90M	90M	80M	80M	90M	
25	Santiago Castano																																		
26	Brandon Barklage	17	90D	90D	74D			87D	90D	90D	80D	90D	90D	14	1																				
27	Kosuke Kimura	89D	3		90D	90D		4		19		90D	90D	90D	45	9	37	90D	90D																
28	Josue Martinez																																		
29	Luis Robles																																		
30	Ibrahim Sekagya	90G	90G	90G	90G	90G	90G	90G	90G	90G	90G	90G	90G	90G	90G	90G	90G	90G	90G	90G	90G	90G	90G	90G	90G	90G	90G	90G	90G	90G	90G	90G	90G	90G	
31	Peguy Luyindula																																		
32	Rafinha																																		
33	Bradley Wright-Phillips																																		
34																																			

"00" = 100 minutes played
F/M/D/G = starting position



NEW YORK RED BULLS – GAME-BY-GAME LOG

NEW YORK RED BULLS

Game #1	03/03/2013	NY 3 at POR 3	T	Espindola 1 (unassisted) 9; Espindola 2 (Kimura 1) 24; Olave 1 (Pearce 1, Boyer 1) 28
Game #2	03/10/2013	NY 1 at SJ 2	L	Alexander 1 (unassisted) 17
Game #3	03/16/2013	NY 0 vs DC 0	T	
Game #4	03/23/2013	NY 0 at MTL 1	L	McCarty 1 (Steele 1, Juninho 1) 55; Henry 1 (Luyindula 1, Pearce 2) 81
Game #5	03/30/2013	NY 2 vs PHI 1	W	Olave 2 (Barklage 1, Cahill 1) 17
Game #6	04/07/2013	NY 1 at CHI 3	L	Henry 2 (McCarty 1) 29; Olave 3 (Barklage 2, Juninho 2) 36
Game #7	04/13/2013	NY 2 at DC 0	W	
Game #8	04/17/2013	NY 0 vs KC 1	L	McCarty 2 (Cahill 2) 4; Espindola 3 (Barklage 3) 8; Henry 3 (Steele 2) 82; Steele 1 (Alexander 1, Akpan 1) 89
Game #9	04/20/2013	NY 4 vs NE 1	W	Cahill 1 (Miller 1) 39; Cahill 2 (Henry 1, Luyindula 2) 89
Game #10	04/27/2013	NY 2 at TOR 1	W	Cahill 3 (unassisted) 80
Game #11	05/04/2013	NY 1 at CLB 0	W	Henry 4 (Espindola 1) 47+; Henry 5 (Holgersson 1, Juninho 3) 88
Game #12	05/08/2013	NY 2 vs MTL 1	W	Sam 1 (Akpan 2, Kimura 2) 55
Game #13	05/11/2013	NY 1 at NE 1	T	Cahill 4 (Juninho 4) 91+
Game #14	05/19/2013	NY 1 vs LA 0	W	Henry 6 (Cahill 3) 31; Olave 4 (Steele 3) 91+
Game #15	05/26/2013	NY 2 vs CLB 2	T	own goal (Kiazura) 51
Game #16	06/01/2013	NY 1 vs VAN 2	L	Espindola 4 (Alexander 2) 60; Steele 2 (Henry 2) 88
Game #17	06/23/2013	NY 0 at PHI 3	L	Alexander 2 (Henry 3) 10; Henry 7 (Espindola 2, Barklage 4) 16; Cahill 5 (Henry 4) 63; Luyindula 1 (penalty kick) 88
Game #18	06/30/2013	NY 2 vs HOU 0	W	
Game #19	07/04/2013	NY 0 at COL 2	L	Cahill 6 (Henry 5) 11; Espindola 5 (penalty kick) 23; Espindola 6 (penalty kick) 89; McCarty 3 (Barklage 5) 94+
Game #20	07/13/2013	NY 4 vs MTL 0	W	Steele 3 (McCarty 2) 27; Espindola 7 (Sam 1) 63; Sam 2 (Steele 4, Robles 1) 69
Game #21	07/20/2013	NY 0 at TOR 0	T	
Game #22	07/27/2013	NY 4 vs RSL 3	W	
Game #23	08/03/2013	NY 3 at KC 2	W	
Game #24	08/10/2013	NY 0 at CLB 2	L	Cahill 7 (Henry 6) 31; McCarty 4 (Henry 7) 86
Game #25	08/17/2013	NY 0 vs PHI 0	T	Sam 3 (Cahill 4) 8; Cahill 8 (Steele 5) 38
Game #26	08/25/2013	NY 2 at CHV 3	L	Alexander 3 (Steele 6) 14; Henry 8 (unassisted) 47; Steele 4 (Wright-Phillips 1, Henry 8) 58; Sam 4 (Luyindula 3) 88
Game #27	08/31/2013	NY 2 vs DC 1	W	Henry 9 (McCarty 3, Bustamante 1) 32; Espindola 8 (unassisted) 80
Game #28	09/08/2013	NY 4 at HOU 1	W	own goal (Erick) 76
Game #29	09/14/2013	NY 2 vs TOR 0	W	Cahill 9 (unassisted) 76
Game #30	09/22/2013	NY 1 vs DAL 0	W	Espindola 9 (unassisted) 14; Cahill 10 (unassisted) 97+
Game #31	09/29/2013	NY 1 at SEA 1	T	Cahill 11 (McCarty 4) 1; Sekagya 1 (Luyindula 4) 65; Wright-Phillips 1 (unassisted) 75
Game #32	10/05/2013	NY 2 vs NE 2	T	Henry 10 (Luyindula 5) 24; Sekagya 2 (Cahill 5) 49; Sam 5 (Luyindula 6) 56; Alexander 4 (Luyindula 7) 77;
Game #33	10/20/2013	NY 3 at HOU 0	W	
Game #34	10/27/2013	NY 5 vs CHI 2	W	Steele 5 (Henry 9) 84



NEW YORK RED BULLS

102



2013 RECORD

	GP	W-L-T	PTS	GF	GA
Timbers	34	14-5-15	57	54	33

RECORD at JELD-WEN FIELD

	GP	W-L-T	PTS	GF	GA
	17	11-1-5	38	29	11

RECORD on road

	GP	W-L-T	PTS	GF	GA
	17	3-4-10	19	25	22

RECORD at the half

	W	L	T
LEADING	8	0	2
TIED	6	2	7
TRAILING	0	3	6

RECORD with the first goal

	W	L	T
SCORING	12	0	6
CONCEDING	2	5	5

TEAM COMPARISONS

	FOR	AGAINST
GOALS SCORED	1.59 (3rd)	0.97 (2nd)
TOTAL SHOTS	13.09 (9th)	12.62 (7th)
SHOTS ON GOAL	4.59 (5th)	3.88 (5th)
SHOOTING ACCURACY	35.1% (8th)	30.8% (5th)
SCORING %AGE	12.1% (4th)	7.7% (1st)
FOULS	12.82 (8th)	13.24 (15th)
CORNER KICKS	5.00 (9th)	5.29 (15th)
OFFSIDE	2.76 (4th)	1.47 (1st)

GOALS SCORED IN GAME

GP	0	1	2	3	4+	TOT	AVG
34	6	12	9	5	2	54	1.59

GOALS ALLOWED IN GAME

GP	0	1	2	3	4+	TOT	AVG
34	15	9	7	2	1	33	0.97

GOALS BY INTERVALS

	TOT	0-15	16-30	31-45+	46-60	61-75	76-90+
FOR	54	3	7	10	13	5	16
AGAINST	33	6	9	2	7	3	6

WHERE THE GOALS COME FROM

	FOR	AGAINST
GOALS SCORED	54	33
MINUTES PER GOAL	57	93

HOW SCORED

RIGHT FOOT	31	21
LEFT FOOT	15	5
HEADERS	8	7
OTHER	0	0

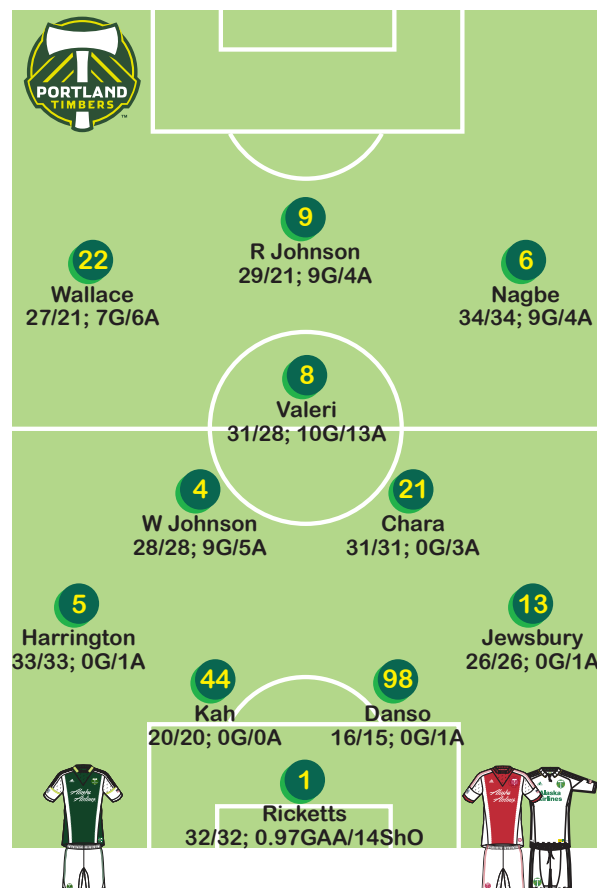
TYPE OF PLAY

OPEN PLAY	31	11
CROSS	5	6
CORNER	5	3
REBOUND	3	1
PENALTIES	3	4
DIRECT FROM FREE KICK	2	3
FREE KICK (INDIRECT)	4	5
OWN GOALS	1	0

DISTANCE

INSIDE GOAL AREA	7	4
INSIDE PENALTY AREA	38	24
OUTSIDE PENALTY AREA	9	5

PRIMARY TEAM





MLS CUP PLAYOFFS ★ 2013



PORTLAND TIMBERS

No.	Player	Pos	Ht	Wt	Birthdate	Birthplace	2013				CAREER			
							GP	GS	G	A	GP	GS	G	A
1	Donovan Ricketts	G	6-4	210	07/06/1977	St. James, Jamaica	32	32	0	0	135	135	0	0
Two-time MLS All-Star (2009, 2010); also named the MLS Goalkeeper of the Year and to the MLS Best XI in 2010 after posting a 0.90 goals-against average														
2	Ryan Miller	D	5-11	165	12/14/1984	Barrington, IL	7	4	0	0	7	4	0	0
Returned to MLS this season after spending four seasons in Sweden's top leagues, including three with Halmstads BK														
4	Will Johnson	M	5-10	155	01/21/1987	Toronto, Ontario, Canada	28	28	9	5	148	133	19	13
In his first season with the Portland Timbers, his seventh overall. Spent the last five years with Real Salt Lake														
5	Michael Harrington	D	6-0	170	01/24/1986	Greenville, NC	33	33	0	1	182	161	5	15
In his seventh MLS season, former U.S. youth international acquired in a trade with Sporting Kansas City last December														
6	Darlington Nagbe	F	5-9	165	07/19/1990	Monrovia, Liberia	34	34	9	4	95	86	17	8
In his third MLS season, member of Generation Adidas and 2012 Hermann Trophy winner at Akron, considered one of the top rising stars of MLS														
7	Sal Zizzo	F	5-11	165	04/03/1987	San Diego, CA	10	2	1	0	70	29	2	8
In his third season with the Portland Timbers, fourth with MLS. Ranked among team leaders in games played, with 30 appearances for the Timbers in 2011														
8	Diego Valeri	M	5-10	165	05/01/1986	Lanus, Buenos Aires, Argenti	31	28	10	13	31	28	10	13
Joined the Timbers as a Designated Player from Argentina's Club Atlético Lanús. Led MLS with 13 assists this season.														
9	Ryan Johnson	F	6-1	180	11/26/1984	Kingston, Jamaica	29	21	9	4	181	136	36	24
Jamaican international acquired by the Timbers after a successful stint at Toronto FC which saw him become one of the team's leading scorers in 2012														
10	Frederic Piquionne	F	6-2	170	12/08/1978	Noumea, New Caledonia	21	7	1	5	21	7	1	5
Joined the club having played the previous three seasons in England, last with West Ham United. Played for Martinique in CONCACAF Gold Cup														
11	Kalif Alhassan	F	5-10	160	10/15/1990	Accra, Ghana	30	15	3	3	78	52	4	11
Former Ghanaian youth international in his third MLS season with the Timbers														
12	David Horst	D	6-4	200	10/25/1985	Pine Grove, PA	2	2	0	0	42	35	1	0
In his fifth MLS season, his third with the Timbers, after spending a majority of the season on loan with the USSF D-2 Pro League's Puerto Rico Islanders														
13	Jack Jewsbury	D	6-0	185	04/13/1981	Joplin, MO	26	26	0	1	284	230	24	33
In his 11th MLS season, logged career highs in goals (7) and assists (8) in 2011 with Portland after eight years in Kansas City														
14	Ben Zemanski	D	5-11	150	05/12/1988	Akron, OH	25	9	1	2	97	67	3	9
In his fourth MLS season, acquired in a preseason trade with Chivas USA. A product of the Univ. of Akron														
15	Steven Evans	M	6-1	180	09/19/1991	Portland, OR	0	0	0	0	0	0	0	0
MLS rookie and product of the Timbers U-23s, signed as a Homegrown Player on Jan. 8, 2013. Made his Timbers debut June 12.														
16	Brent Richards	F	5-10	165	05/20/1990	Camas, WA	0	0	0	0	6	2	0	0
Signed as the club's first Homegrown Player in January 2012 after three seasons with the Timbers U-23s and a standout career at the Univ. of Washington														
17	Michael Nanchoff	M	5-8	150	09/24/1988	North Royalton, OH	1	0	0	0	15	2	0	0
Joined the Timbers in 2013 following two seasons with Vancouver Whitecaps FC; selected 8th overall in the 2011 MLS SuperDraft out of Akron														
18	Brad Ring	D	5-10	165	04/07/1987	Rockford, IL	4	3	0	0	38	25	0	1
Four-year MLS veteran acquired midseason by the Timbers in a trade with the San Jose Earthquakes. Made his Timbers debut Sept. 7														
20	Jose Adolfo Valencia	F	6-1	180	12/18/1991	Bogota, Colombia	21	5	1	3	21	5	1	3
In his second MLS season. Made his professional debut at the age of 16 and played four seasons for Colombian club Independiente Santa Fe.														
21	Diego Chara	M	5-8	150	04/05/1986	Valle del Cauca, Colombia	31	31	0	3	87	86	2	7
Signed as the Portland Timbers' first Designated Player on April 13, 2011. Made his international debut for Colombia in 2010.														
22	Rodney Wallace	F	5-10	160	06/17/1988	San Jose, Costa Rica	27	21	7	6	110	93	13	14
In his fifth MLS season, originally selected by D.C. United as the 6th overall pick in the 2009 MLS SuperDraft out of the University of Maryland.														
23	Alvas Powell	D	6-0	165	07/18/1994	St. Thomas, Jamaica	5	4	0	0	5	4	0	0
Signed at the midseason window. Made his senior international debut for Jamaica during the 2012 Caribbean Cup														
24	Sebastian Rincon	F	6-1	170	01/14/1994	Cali, Colombia	0	0	0	0	0	0	0	0
In his second MLS season on loan to Timbers from Uruguayan first-division side Club Atlético Atenas. Began professional career in 2010 at age 16.														
25	Dylan Tucker-Gangnes	D	6-3	190	10/03/1989	Bainbridge Island, WA	0	0	0	0	0	0	0	0
Physically dominating player in rookie MLS season out of the Univ. of Washington														
30	Milos Kocic	G	6-4	200	06/04/1985	Leskovac, Yugoslavia	2	2	0	1	43	40	0	1
Came to the Timbers after winning a Canadian Championship with Toronto FC in 2012. In his fifth MLS season, also having played with D.C. United.														
31	Rauwshan McKenzie	D	6-1	185	11/19/1986	Hartford, CT	1	1	0	0	32	29	0	1
Veteran of five MLS seasons, McKenzie joined the Timbers from Chivas USA in 2012. Also played for Kansas City (2008-09) and Real Salt Lake (2010-11).														
35	Andrew Jean-Baptiste	D	6-2	205	06/16/1992	Brooklyn, NY	26	22	1	1	31	26	2	1
Selected as the 8th overall pick in the 2012 MLS SuperDraft. Listed among MLSsoccer.com's "24 Under 24" at No. 16 as one of the top young players														
37	Maximiliano Urruti	F	6-0	163	02/22/1991	Rosario, Argentina	7	4	1	0	7	4	1	0
In his first MLS season, acquired via trade on Sept. 9 from Toronto FC. Made 56 appearances and scored 12 goals with Newell's Old Boys in Argentina														
44	Pa Modou Kah	D	6-1	175	07/30/1980	Banjul, Gambia	20	20	0	0	20	20	0	0
In his first MLS season, joined the Timbers after seven seasons at Dutch side Roda JC (2004-2011). Capped 10 times by Norway														
90	Jake Gleeson	G	6-3	200	06/26/1990	Palmerston North, New Zealand	0	0	0	0	4	3	0	0
In his third MLS season with the senior team, a New Zealand international who signed on Feb. 17, 2011 from the Timbers U-23s														
98	Mamadou Danso	D	6-3	185	04/27/1983	Serekunda, Gambia	16	15	0	1	50	47	3	1
Up-and-coming Gambian international defender in his third MLS season with the Portland Timbers. Earned four international caps in 2011														

HEAD COACH : Caleb Porter

02/18/1975

W14 L5 T15



PORTLAND TIMBERS

PORTLAND TIMBERS PLAYOFF HISTORY

FIRST APPEARANCE

CAREER POSTSEASON STATISTICS FOR CURRENT PORTLAND TIMBERS PLAYERS

UNF	POS	PLAYER	GP	GS	MIN	G	A	SHT	SOG	PKG	PKA	SKG	SKA	FC	FS	OFF	CK	C	E
5	D	Michael Harrington	5	5	450	0	0	0	0	0	0	0	0	3	7	0	0	1	0
13	M	Jack Jewsbury	9	9	759	1	1	8	3	0	0	0	0	8	11	0	3	2	0
9	F	Ryan Johnson	3	3	270	0	1	5	2	0	0	0	0	3	6	5	0	0	0
4	M	Will Johnson	14	13	1177	0	0	18	8	0	0	1	1	11	18	1	7	2	0
UNF	POS	GOALKEEPER	GP	GS	MIN	SHTS	SV	GA	GAA	PKG	PKA	SKG	SKA	W	L	T	SO		
1	GK	Donovan Ricketts	7	7	636	0	24	7	0.99	0	0	0	0	4	1	1	3		

PORTLAND TIMBERS

PORTLAND TIMBERS INDIVIDUAL HIGH GAMES (2013)

Goals				
2	Will Johnson	03/30/2013	at COL	T 2-2
2	Ryan Johnson	04/06/2013	vs. HOU	W 2-0
2	Diego Valeri	10/26/2013	at CHV	W 5-0
Assists				
3	Rodney Wallace	06/23/2013	vs. COL	W 3-0
Shots				
6	Diego Valeri	03/03/2013	vs. NY	T 3-3
6	Diego Valeri	03/09/2013	vs. MTL	L 1-2
6	Diego Valeri	08/21/2013	vs. RSL	T 3-3
Shots on Goal				
3	7 times			
Fouls Committed				
6	Diego Chara	08/30/2013	at RSL	L 2-4
6	Diego Chara	10/19/2013	vs. RSL	T 0-0
Fouls Suffered				
6	Darlington Nagbe	07/07/2013	at CLB	L 0-1
Offside				
3	Ryan Johnson	03/16/2013	at SEA	T 1-1
3	Ryan Johnson	05/12/2013	vs. CHV	W 3-0
3	Frederic Piquionne	06/08/2013	at CHI	T 2-2
Saves				
7	Donovan Ricketts	06/15/2013	vs. DAL	W 1-0
Shots Faced				
8	Donovan Ricketts	04/27/2013	at KC	W 3-2
8	Donovan Ricketts	10/06/2013	at VAN	T 2-2
Goals Allowed				
4	Donovan Ricketts	08/30/2013	at RSL	L 2-4

TEAM HIGH GAMES (2013)

Goals				
5	10/26/2013	at CHV	W 5-0	
Assists				
6	05/12/2013	vs. CHV	W 3-0	
6	06/23/2013	vs. COL	W 3-0	
Shots				
22	05/02/2013	vs. NE	T 0-0	
Shots on Goal				
10	03/03/2013	vs. NY	T 3-3	
Fouls Committed				
18	03/16/2013	at SEA	T 1-1	
Fouls Suffered				
20	07/07/2013	at CLB	L 0-1	
Corner Kicks				
12	05/12/2013	vs. CHV	W 3-0	
Offside				
8	04/27/2013	at KC	W 3-2	
Saves				
7	06/15/2013	vs. DAL	W 1-0	
Shots Faced				
8	04/27/2013	at KC	W 3-2	
8	10/06/2013	at VAN	T 2-2	
Goals Allowed				
4	08/30/2013	at RSL	L 2-4	

TEAM LOW GAMES (2013)

Shots				
5	09/29/2013	vs. LA	W 1-0	
Shots on Goal				
1	07/07/2013	at CLB	L 0-1	
Fouls Committed				
7	04/14/2013	vs. SJ	W 1-0	
7	09/07/2013	vs. TOR	W 4-0	
Fouls Suffered				
9	05/02/2013	vs. NE	T 0-0	
9	06/15/2013	vs. DAL	W 1-0	
9	10/06/2013	at VAN	T 2-2	
Corner Kicks				
0	04/21/2013	at SJ	T 1-1	
0	06/08/2013	at CHI	T 2-2	
Offside				
0	05/02/2013	vs. NE	T 0-0	
0	07/20/2013	at PHI	T 0-0	
0	07/27/2013	at SJ	L 1-2	
Saves				
0	10/19/2013	vs. RSL	T 0-0	
Shots Faced				
0	10/19/2013	vs. RSL	T 0-0	

2013 PORTLAND TIMBERS STATISTICS (14-5-15, 57 pts.)

UNF	POS	PLAYER	GP	GS	MIN	G	A	SHT	SOG	FC	FS	OFF	CK	C	E
8	M	Diego Valeri	31	28	2277	10	13	72	26	39	43	10	92	2	0
4	M	Will Johnson	28	28	2520	9	5	55	20	23	45	3	56	4	0
9	F	Ryan Johnson	29	21	1770	9	4	43	22	25	29	24	0	2	0
6	F	Darlington Nagbe	34	34	2848	9	4	62	24	8	83	6	1	1	0
22	F	Rodney Wallace	27	21	1972	7	6	49	18	35	16	11	0	3	0
11	F	Kalif Alhassan	30	15	1324	3	3	34	11	20	28	4	7	2	0
10	F	Frederic Piquionne	21	7	783	1	5	30	9	20	13	12	0	0	0
20	F	Jose Adolfo Valencia	21	5	636	1	3	20	6	16	11	5	1	1	0
14	D	Ben Zemanski	25	9	989	1	2	8	2	21	6	0	1	5	1
35	D	Andrew Jean-Baptiste	26	22	2142	1	1	15	5	29	15	4	0	4	0
37	F	Maximiliano Urruti (TOT)	7	4	351	1	0	6	2	8	6	5	0	1	0
37	F	Maximiliano Urruti (POR)	5	4	314	1	0	6	2	8	4	5	0	1	0
7	F	Sal Zizzo	10	2	255	1	0	2	2	1	7	0	1	0	0
21	M	Diego Chara	31	31	2737	0	3	10	3	74	39	1	0	7	0
98	D	Mamadou Danso	16	15	1360	0	1	6	0	20	6	1	0	2	1
5	D	Michael Harrington	33	33	2951	0	1	3	0	26	23	2	0	2	0
13	D	Jack Jewsbury	26	26	2240	0	1	16	1	24	16	0	11	0	0
30	G	Milos Kocic	2	2	180	0	1	0	0	0	0	0	0	0	0
12	D	David Horst	2	2	108	0	0	0	0	4	1	1	0	0	0
44	D	Pa Modou Kah	20	20	1721	0	0	8	5	23	16	3	0	7	1
31	D	Rauwshan McKenzie	1	1	90	0	0	0	0	1	1	0	0	0	0
2	D	Ryan Miller	7	4	350	0	0	0	0	4	3	0	0	0	0
17	M	Michael Nanchoff	1	0	8	0	0	0	0	1	0	0	0	0	0
23	D	Alvas Powell	5	4	382	0	0	4	0	3	4	1	0	1	0
1	G	Donovan Ricketts	32	32	2880	0	0	0	0	0	7	0	0	2	0
18	D	Brad Ring (TOT)	4	3	271	0	0	1	0	1	1	0	0	0	0
18	D	Brad Ring (POR)	1	0	1	0	0	0	0	0	0	0	0	0	0
27	D	Mikael Silvestre	8	8	688	0	0	2	0	11	5	1	0	2	0
15	M	Steven Evans	0	0	0	0	0	0	0	0	0	0	0	0	0
90	G	Jake Gleeson	0	0	0	0	0	0	0	0	0	0	0	0	0
16	F	Brent Richards	0	0	0	0	0	0	0	0	0	0	0	0	0
24	F	Sebastian Rincon	0	0	0	0	0	0	0	0	0	0	0	0	0
25	D	Dylan Tucker-Gangnes	0	0	0	0	0	0	0	0	0	0	0	0	0
		Own-goals received				1									
		Team totals	34	34	3060	54	53	445	156	436	450	94	170	48	3
		Opponent totals	34	34	3060	33	26	429	136	450	436	50	180	46	4

GAME-WINNING GOALS: Rodney Wallace 3, Diego Valeri 2, Darlington Nagbe 2, Kalif Alhassan 2
Maximiliano Urruti 1, Frederic Piquionne 1, Will Johnson 1, Ryan Johnson 1
Andrew Jean-Baptiste 1

GAME-WINNING ASSISTS: Diego Valeri 3, Rodney Wallace 2, Will Johnson 2, Diego Chara 2
Frederic Piquionne 1, Ryan Johnson 1, Jack Jewsbury 1, Kalif Alhassan 1

PENALTY KICK GOALS/ATTEMPTS: Will Johnson 2-2, Diego Valeri 1-1

PORTLAND TIMBERS INDIVIDUAL GOALKEEPING

UNF	POS	GOALKEEPER	GP	GS	MIN	SHTS	SV	GA	GAA	PG	PA	W	L	T	SO
1	G	Donovan Ricketts	32	32	2880	126	92	31	0.97	4	5	13	5	14	14
30	G	Milos Kocic	2	2	180	10	7	2	1.00	0	0	1	0	1	1
		Team totals	34	34	3060	136	99	33	0.97	4	5	14	5	15	15
		Opponent totals	34	34	3060	156	101	54	1.59	3	3	5	14	15	6

* = Played with other teams in 2013. Only Portland Timbers statistics listed here.

PORTLAND TIMBERS 2013 SCHEDULE

DAY	DATE	OPPONENT	RESULT	ATT.	W-L-T	POS.	PTS	NOTES:
Sun.	Mar. 3	New York	T 3-3	20,674	0-0-1	5	1	POR: Valeri (14) Nagbe (56) own goal (83); NY: Espindola (9,24) Olave (28)
Sat.	Mar. 9	Montreal	L 1-2	20,674	0-1-1	5	1	POR: R. Johnson (80); MTL: Camara (30) Martins (60)
Sat.	Mar. 16	at Seattle	T 1-1	40,150	0-1-2	7	2	POR: Wallace (91+); SEA: Johnson (13)
Sat.	Mar. 30	at Colorado	T 2-2	11,774	0-1-3	7	3	POR: W. Johnson (55,71); COL: Powers (18) Thomas (48)
Sat.	Apr. 6	Houston	W 2-0	20,674	1-1-3	7	6	POR: R. Johnson (55,73)
Sun.	Apr. 14	San Jose	W 1-0	20,674	2-1-3	3	9	POR: W. Johnson (78)
Sun.	Apr. 21	at San Jose	T 1-1	10,525	2-1-4	T4	10	POR: Valeri (58); SJ: Jahn (92+)
Sat.	Apr. 27	at Sporting KC	W 3-2	20,186	3-1-4	3	13	POR: R. Johnson (24) Nagbe (33) Wallace (58); KC: Myers (1,29)
Thu.	May 2	New England	T 0-0	20,674	3-1-5	T2	14	
Wed.	May 8	at FC Dallas	T 1-1	10,112	3-1-6	3	15	POR: Nagbe (70); DAL: Cooper (77)
Sun.	May 12	Chivas USA	W 3-0	20,674	4-1-6	2	18	POR: Wallace (34) Valeri (70) W. Johnson (92+)
Sat.	May 18	at Vancouver	T 2-2	19,823	4-1-7	2	19	POR: W. Johnson (52) Valencia (84); VAN: Sanvezzo (24) Koffie (54)
Sat.	May 25	at D.C. United	W 2-0	14,131	5-1-7	0	22	POR: Wallace (21) Nagbe (57)
Sat.	June 8	at Chicago	T 2-2	15,349	5-1-8	3	23	POR: Valeri (33) Zemanski (58); CHI: Magee (68) Paladini (82)
Sat.	June 15	FC Dallas	W 1-0	20,674	6-1-8	3	26	POR: Nagbe (52)
Wed.	June 19	at Los Angeles	T 0-0	23,675	6-1-9	T2	27	
Sun.	June 23	Colorado	W 3-0	20,674	7-1-9	T1	30	POR: Piquionne (12) W. Johnson (45) R. Johnson (84)
Sun.	July 7	at Columbus	L 0-1	15,051	7-2-9	T3	30	CLB: Anor (5)
Sat.	July 13	Los Angeles	W 2-1	20,674	8-2-9	2	33	POR: R. Johnson (27) Jean-Baptiste (94+); LA: Sarvas (17)
Sat.	July 20	at Philadelphia	T 0-0	18,740	8-2-10	2	34	
Sat.	July 27	at San Jose	L 1-2	10,525	8-3-10	T2	34	POR: Nagbe (83); SJ: Bernardez (55) Lenhart (58)
Sat.	Aug. 3	Vancouver	T 1-1	20,674	8-3-11	T2	35	POR: R. Johnson (49); VAN: Harvey (69)
Sat.	Aug. 17	FC Dallas	W 2-1	20,674	9-3-11	3	38	POR: R. Johnson (26) Nagbe (33); DAL: Diaz (28)
Wed.	Aug. 21	Real Salt Lake	T 3-3	20,674	9-3-12	T2	39	POR: Wallace (24) Valeri (57) Alhassan (86); RSL: Borchers (38) Morales (43) Grossman (93+)
Sun.	Aug. 25	at Seattle	L 0-1	67,385	9-4-12	T3	39	SEA: Johnson (60)
Fri.	Aug. 30	at Real Salt Lake	L 2-4	20,252	9-5-12	T3	39	POR: Nagbe (31) Zizzo (78); RSL: Gil (9) Plata (15) Morales (55) Saborio (67)
Sat.	Sept. 7	Toronto FC	W 4-0	20,674	10-5-12	T4	42	POR: Alhassan (46+) Wallace (83) W. Johnson (87) Valeri (93+)
Sat.	Sept. 14	at Chivas USA	T 1-1	5,123	10-5-13	5	43	POR: Valeri (50); CHV: de la Fuente (23)
Fri.	Sept. 20	Colorado	W 1-0	20,674	11-5-13	3	46	POR: Valeri (13)
Sun.	Sept. 29	Los Angeles	W 1-0	20,674	12-5-13	3	49	POR: Urruti (52)
Sun.	Oct. 6	at Vancouver	T 2-2	20,303	12-5-14	3	50	POR: Nagbe (41) W. Johnson (77); VAN: Sanvezzo (76,78)
Sun.	Oct. 13	Seattle	W 1-0	20,674	13-5-14	1	53	POR: Alhassan (45)
Sat.	Oct. 19	Real Salt Lake	T 0-0	20,674	13-5-15	1	54	
Sat.	Oct. 26	at Chivas USA	W 5-0	11,024	14-5-15	1	57	POR: Valeri (16,29) Wallace (34) R. Johnson (72) W. Johnson (76)



PORTLAND TIMBERS – GAME-BY-GAME

111

played for other teams:	played 270 minutes for SU
Brad Ring	played 37 minutes for TOR
Maximiliano Urruti	



MLS CUP
PLAYOFFS • 2013

PORTLAND TIMBERS

PORTLAND TIMBERS – GAME-BY-GAME LOG

Game #1	03/03/2013	POR 3 vs NY 3	T	Valeri 1 (Alhassan 1, W. Johnson 1) 14; Nagbe 1 (unassisted) 56; own goal (Olive) 83
Game #2	03/09/2013	POR 1 vs MTL 2	L	R. Johnson 1 (Zemanski 1, Chara 1) 80
Game #3	03/16/2013	POR 1 at SEA 1	T	Wallace 1 (Jean-Baptiste 1) 91+
Game #4	03/30/2013	POR 2 at COL 2	T	W. Johnson 1 (R. Johnson 1) 55; W. Johnson 2 (penalty kick) 71
Game #5	04/06/2013	POR 2 vs HOU 0	W	R. Johnson 2 (Chara 2) 55; R. Johnson 3 (Nagbe 1) 73
Game #6	04/14/2013	POR 1 vs SJ 0	W	W. Johnson 3 (unassisted) 78
Game #7	04/21/2013	POR 1 at SJ 1	T	Valeri 2 (unassisted) 58
Game #8	04/27/2013	POR 3 at KC 2	W	R. Johnson 4 (Valeri 1) 24; Nagbe 2 (R. Johnson 2, Valeri 2) 33; Wallace 2 (Chara 3) 58
Game #9	05/02/2013	POR 0 vs NE 0	T	
Game #10	05/08/2013	POR 1 at DAL 1	T	Nagbe 3 (Wallace 1) 70
Game #11	05/12/2013	POR 3 vs CHV 0	W	Wallace 3 (R. Johnson 3, Valeri 3) 34; Valeri 3 (Wallace 2, Nagbe 2) 70; W. Johnson 4 (Alhassan 2, Valeri 4) 92+
Game #12	05/18/2013	POR 2 at VAN 2	T	W. Johnson 5 (penalty kick) 52; Valencia 1 (W. Johnson 2) 84
Game #13	05/25/2013	POR 2 at DC 0	W	Wallace 4 (Piquionne 1, Jewsbury 1) 21; Nagbe 4 (R. Johnson 4) 57
Game #14	06/08/2013	POR 2 at CHI 2	T	Valeri 4 (Piquionne 2, Kocic 1) 33; Zemanski 1 (Piquionne 3) 58
Game #15	06/15/2013	POR 1 vs DAL 0	W	Nagbe 5 (Alhassan 3) 52
Game #16	06/19/2013	POR 0 at LA 0	T	Piquionne 1 (Wallace 3, W. Johnson 3) 12; W. Johnson 6 (Wallace 4, Piquionne 4) 45;
Game #17	06/23/2013	POR 3 vs COL 0	W	R. Johnson 5 (Wallace 5, Zemanski 2) 84
Game #18	07/07/2013	POR 0 at CLB 1	L	R. Johnson 6 (Nagbe 3, Valeri 5) 27; Jean-Baptiste 1 (Valeri 6) 94+
Game #19	07/13/2013	POR 2 vs LA 1	W	
Game #20	07/20/2013	POR 0 at PHI 0	T	Nagbe 6 (Piquionne 5, Valeri 7) 83
Game #21	07/27/2013	POR 1 at SJ 2	L	R. Johnson 7 (Valeri 8) 49
Game #22	08/03/2013	POR 1 vs VAN 1	T	R. Johnson 8 (Valeri 9) 26; Nagbe 7 (Valeri 10) 33
Game #23	08/17/2013	POR 2 vs DAL 1	W	Wallace 5 (Valeri 11) 24; Valeri 5 (penalty kick) 57; Alhassan 1 (unassisted) 86
Game #24	08/21/2013	POR 3 vs RSL 3	T	
Game #25	08/25/2013	POR 0 at SEA 1	L	Nagbe 8 (Harrington 1) 31; Zizzo 1 (unassisted) 78
Game #26	08/30/2013	POR 2 at RSL 4	L	Alhassan 2 (unassisted) 46+; Wallace 6 (Valeri 12) 83; W. Johnson 7 (Valencia 1) 87; Valeri 6 (Valencia 2) 93+
Game #27	09/07/2013	POR 4 vs TOR 0	W	Valeri 7 (Valencia 3) 50
Game #28	09/14/2013	POR 1 at CHV 1	T	Valeri 8 (Wallace 6) 13
Game #29	09/20/2013	POR 1 vs COL 0	W	Urruti 1 (W. Johnson 4) 52
Game #30	09/29/2013	POR 1 vs LA 0	W	Nagbe 9 (W. Johnson 5) 41; W. Johnson 8 (Nagbe 4) 77
Game #31	10/06/2013	POR 2 at VAN 2	T	
Game #32	10/13/2013	POR 1 vs SEA 0	W	Alhassan 3 (unassisted) 45
Game #33	10/19/2013	POR 0 vs RSL 0	T	
Game #34	10/26/2013	POR 5 at CHV 0	W	Valeri 9 (unassisted) 16; Valeri 10 (unassisted) 29; Wallace 7 (Valeri 13, Danso 1) 34; R. Johnson 9 (unassisted) 72; W. Johnson 9 (unassisted) 76



MLS CUP
PLAYOFFS • 2013

PORTLAND TIMBERS

PORTLAND TIMBERS – CUP COMPETITIONS – GAME-BY-GAME

#	Player	U.S. OPEN CUP					SF
		3R WILM	4R TBAY	QF DAL	RSL	1-2	
1	Donovan Ricketts	5-1	2-0	3-2	90G	90G	27
2	Ryan Miller	90D	90D	90D	77D	63M	90D
4	Will Johnson	90M		90M	90D	90D	90D
5	Michael Harrington	74D		33	74M	90F	90F
6	Darlington Nagbe	45M		90D	90M	57F	63F
7	Sal Zizzo	45		45M	90M	57F	63F
8	Diego Valeri			45M	90M	57F	63F
9	Ryan Johnson			45M	90M	57F	63F
10	Frederic Piquionne	45F	57F	33			
11	Kalif Alhassan	90F	76F				27
12	David Horst						
13	Jack Jewsbury		45	90D			
14	Ben Zemanski	90M	90M	16			
15	Steven Evans		14				
16	Brent Richards						
17	Michael Nanchhoff		90M				
18	Ryan Kawulok						
19	Bright Dike						
20	Jose Adolfo Valencia	90F	90F		27		
21	Diego Chara			90M	90M	90F	
22	Rodney Wallace			90M	90F		
23	Alvas Powell				13		
24	Sebastian Rincon	45					
25	Dylan Tucker-Gangnes						
27	Mikael Silvestre						
30	Milos Kocić	90G	90G				
31	Rauwsan McKenzie	16	90D				
33	Hanyer Mosquera						
35	Andrew Jean-Baptiste	90D	90D	90D	90D	90D	
44	Pa Modou Kah			83D	90D		
90	Take Gleeson						
98	Mamadou Danso	90D		7			
U.S. OPEN CUP							
3R	05/29/2013	FOR 5 vs WILMTN 1	W		Piquionne (W. Johnson) 2; Piquionne (Harrington) 17; Piquionne (Alhassan) 34; Piquionne (W. Johnson), 47+; Danso (W. Johnson) 73		
4R	06/12/2013	FOR 2 vs TMBABY 0	W		Nanchhoff (Valencia) 9; Jewsbury (Piquionne) 55		
QF	06/26/2013	FOR 3 at DAL 2	W		Nagbe (unassisted) 61; Valeri (Nagbe) 63; Piquionne (unassisted) 72		
SF	08/07/2013	FOR 1 at RSL 2	L		Valeri (unassisted) 91		

2013 RECORD

	GP	W-L-T	PTS	GF	GA
Real	34	16-10-8	56	57	41

RECORD at RIO TINTO STADIUM

	GP	W-L-T	PTS	GF	GA
	17	10-3-4	34	31	16

RECORD on road

	GP	W-L-T	PTS	GF	GA
	17	6-7-4	22	26	25

RECORD at the half

	W	L	T
LEADING	10	0	2
TIED	6	5	4
TRAILING	0	5	2

RECORD with the first goal

	W	L	T
SCORING	15	3	4
CONCEDING	1	7	3

TEAM COMPARISONS

	FOR	AGAINST
GOALS SCORED	1.68 (2nd)	1.21 (6th)
TOTAL SHOTS	13.20 (8th)	11.59 (3rd)
SHOTS ON GOAL	4.94 (3rd)	4.41 (12th)
SHOOTING ACCURACY	37.4% (2nd)	38.1% (19th)
SCORING %AGE	12.7% (2nd)	11.6% (14th)
FOULS	11.76 (13th)	12.38 (10th)
CORNER KICKS	4.85 (11th)	5.35 (17th)
OFFSIDE	1.97 (14th)	2.06 (8th)

GOALS SCORED IN GAME

GP	0	1	2	3	4+	TOT	AVG
34	6	10	10	5	3	57	1.68

GOALS ALLOWED IN GAME

GP	0	1	2	3	4+	TOT	AVG
34	11	11	8	2	2	41	1.21

GOALS BY INTERVALS

	TOT	0-15	16-30	31-45+	46-60	61-75	76-90+
FOR	57	7	3	12	11	5	19
AGAINST	41	7	4	5	6	6	13

WHERE THE GOALS COME FROM

	FOR	AGAINST
GOALS SCORED	57	41
MINUTES PER GOAL	54	75

HOW SCORED

RIGHT FOOT	35	22
LEFT FOOT	13	8
HEADERS	9	11
OTHER	0	0

TYPE OF PLAY

OPEN PLAY	27	16
CROSS	8	11
CORNER	7	4
REBOUND	3	1
PENALTIES	6	4
DIRECT FROM FREE KICK	0	0
FREE KICK (INDIRECT)	5	5
OWN GOALS	1	0

DISTANCE

INSIDE GOAL AREA	9	10
INSIDE PENALTY AREA	43	28
OUTSIDE PENALTY AREA	5	3

PRIMARY TEAM





MLS CUP PLAYOFFS ★ 2013



REAL SALT LAKE

No.	Player	Pos	Ht	Wt	Birthdate	Birthplace	2013				CAREER			
							GP	GS	G	A	GP	GS	G	A
1	Eduardo Fernandez	G	6-3	170	12/16/1992	Guadalajara, Mexico	0	0	0	0	0	0	0	0
Signed as the club's third Homegrown Player in January out of the RSL-Arizona Academy. Father played professionally in Mexico														
2	Tony Beltran	D	5-8	150	10/11/1987	Claremont, CA	25	24	0	1	135	123	0	6
Selected 3rd overall in 2008 MLS SuperDraft out of UCLA. 2013 MLS All-Star and member of U.S. side that captured 2013 CONCACAF Gold Cup														
3	Kwame Watson-Siriboe	D	6-3	196	11/13/1986	Chino Hills, CA	7	7	0	0	29	24	0	0
Acquired from the Chicago Fire in a trade in June 2012. Started MLS career in 2010 out of Univ. of Connecticut														
4	Aaron Maund	D	6-1	185	09/19/1990	Dorchester, MA	3	3	0	0	18	12	0	0
Selected 12th overall in 2012 MLS SuperDraft. RSL acquired the young defender in a trade with Toronto FC after his rookie season														
5	Kyle Beckerman	M	5-11	165	04/23/1982	Crofton, MD	26	26	4	6	325	296	32	43
U.S. international and 2013 All-Star in his 14th MLS season, seventh with Real. Also played with Colorado and Miami. Holds anchor role in the midfield.														
6	Nat Borchers	D	6-2	175	04/13/1981	Tucson, AZ	28	28	1	2	256	255	11	6
Member of 2010 MLS Best XI, returned to MLS from Odd Grenland (Norway) for 2008 season. Spent three seasons with Colorado after going undrafted														
7	Lovel Palmer	D	5-10	160	08/30/1984	Mandeville, Jamaica	17	14	0	1	96	84	3	3
Acquired from Portland Timbers via the MLS Re-Entry Draft. A versatile player that can be used in the midfield and defense on the left or right flanks														
8	Joao Plata	F	5-2	135	03/01/1992	Guayaquil, Ecuador	29	19	4	8	65	47	7	13
A quick and crafty forward, known for his agility and creativity, acquired in a trade with Toronto FC on Jan. 30, 2013														
10	Robbie Findley	F	5-9	165	08/04/1985	Phoenix, AZ	25	17	6	2	130	79	37	15
Led the team with a career-high 12 goals in the 2009 MLS Cup season. Returned to RSL in 2013 from English Championship side Nottingham Forest.														
11	Javier Morales	M	5-9	165	01/10/1980	Lomas de Zamora, Buenos Aires	28	25	8	10	155	140	28	53
Argentinean playmaker led RSL with nine assists in 2012 league play. In his seventh MLS season after playing professionally in Spain and Argentina														
12	Cole Grossman	M	6-0	165	04/10/1989	Sacramento, CA	4	2	1	0	16	7	2	0
Third-year midfielder out of Duke University, selected by RSL in the MLS Waiver Draft on Nov. 19, 2012 from the Columbus Crew.														
13	Olmes Garcia	F	6-0	175	10/21/1992	Barranquilla, Colombia	24	8	5	4	24	8	5	4
First-year player from Columbia, signed by RSL on a transfer from Colombian club Deportes Quindio on Feb. 21, 2013														
14	Yordany Alvarez	M	5-10	165	05/24/1985	Cienfuegos, Cuba	18	11	1	0	38	20	1	0
One-time Cuban international in his third season at RSL. Acquired on loan from USL PRO side Orlando City SC in 2011														
15	Alvaro Saborio	F	6-0	170	03/25/1982	San Carlos, Costa Rica	16	15	12	2	97	86	52	11
Costa Rican international who has hit for double-digits in goals in each of his four MLS seasons. Acquired from FC Sion in Switzerland														
16	Carlos Salcedo	D	6-1	170	09/29/1993	Guadalajara, Mexico	13	12	0	0	13	12	0	0
Rookie who signed with RSL in January 2013 after practicing with the first team during the second half of the 2012 season.														
17	Chris Wingert	D	5-10	170	06/16/1982	Babylon, NY	21	20	0	0	239	206	1	13
RSL's longest-tenured field player in his sixth season with the club, 10th in MLS overall. Set career highs in 2012 in league games played (31)														
18	Nick Rimando	G	5-9	184	06/17/1979	Montclair, CA	27	27	0	1	346	346	0	7
In his 14th year, MLS veteran finished fourth in 2012 MLS Goalkeeper of the Year voting; has also played for Miami and D.C. United.														
19	Enzo Martinez	M	5-7	160	09/29/1990	Montevideo, Uruguay	0	0	0	0	0	0	0	0
First-round selection (No. 17 overall) in 2012 SuperDraft out of University of North Carolina, where he won NCAA College Cup														
20	Ned Grabavoy	M	5-7	150	07/01/1983	Joliet, IL	32	29	5	5	220	168	13	25
In his 10th MLS season, his fourth with RSL. Also played with LA Galaxy, Columbus and San Jose. Second-round selection in 2004 SuperDraft (14th overall)														
21	Luis Gil	M	5-8	150	11/14/1993	Garden Grove, CA	30	24	5	3	84	57	8	6
U.S. youth international picked up in a trade with Kansas City before start of 2010 season														
22	Benji Lopez	F	6-0	165	02/16/1995	San Diego, CA	0	0	0	0	0	0	0	0
U.S. youth international signed from the RSL-Arizona Academy to a homegrown, first team contract														
23	Khari Stephenson	M	6-1	185	01/18/1981	Kingston, Jamaica	19	9	1	1	97	58	9	9
An experienced midfielder who appeared in 27 league games for the 2012 Supporters' Shield winners San Jose Earthquakes. Signed by RSL on Feb. 22, 2013														
24	Jeff Attinella	G	6-2	190	09/29/1988	Clearwater, FL	5	4	0	0	5	4	0	0
Played a massive role in Tampa Bay's NASL Championship season in 2012, finishing second in NASL MVP voting and second in the league in GAA														
25	Rich Balchan	D	6-0	165	01/18/1989	Ann Arbor, MI	0	0	0	0	19	18	1	0
Selected 11th overall in the 2011 MLS SuperDraft out of Indiana University, joined RSL after spending the last two seasons with the Columbus Crew														
26	Sebastian Velasquez	M	5-11	155	02/11/1991	Medellin, Colombia	19	9	0	3	28	14	0	3
Selected 36th overall in 2012 MLS SuperDraft out of Spartanburg Methodist (S.C.) Junior College														
27	John Stertzer	M	6-0	170	10/04/1990	Oakton, VA	2	0	0	0	2	0	0	0
Selected 12th overall in the 2013 MLS SuperDraft out of the University of Maryland, a big, box-to-box midfielder with great potential														
28	Chris Schuler	D	6-4	185	09/09/1987	St. Louis, MO	16	16	0	0	50	42	2	1
All-purpose defender in his third MLS season after being selected in the third round of the 2009 SuperDraft out of Creighton University														
29	Abdoulie Mansally	D	5-10	165	01/27/1989	Banjul, Gambia	14	9	0	1	108	60	7	6
Gambian international signed in May following his release by New England, where he played five seasons in a wide role. Featured at a fullback position with RSL														
44	Brandon McDonald	D	6-1	185	01/16/1986	Phoenix, AZ	15	14	0	1	140	129	7	9
In his sixth MLS season, acquired by RSL via trade with D.C. United just one year after setting their club record for minutes played in a single season (2,963).														
45	Josh Saunders	G	6-4	210	03/02/1981	Grants Pass, OR	3	3	0	0	59	56	0	0
Two-time MLS Cup winner with the LA Galaxy (2011, 2012). Puerto Rican international.														
49	Devon Sandoval	F	6-1	185	06/16/1991	Albuquerque, NM	17	10	3	0	17	10	3	0
Selected 29th overall in the 2013 MLS SuperDraft out of the University of New Mexico														

HEAD COACH : Jason Kreis

12/29/1972

W89 L71 T57

REAL SALT LAKE PLAYOFF HISTORY

vs. Team	No. of Series	W-L	GP	W-L-T	OT	ShO	GF	GA	Last Mtg.	Round	Series Result
Chicago	1	1-0	1	1-0-0	1-0-0	1-0	0	0	2009	Semifinals	Won 1 games to 0
Columbus	1	1-0	2	2-0-0	0-0-0	0-0	4	2	2009	Quarterfinals	Won 2 games to 0
FC Dallas	1	0-1	2	0-1-1	0-0-0	0-0	2	3	2010	Quarterfinals	Lost 1 games to 0
Los Angeles	2	1-1	2	1-1-0	1-0-0	1-0	2	4	2011	Semifinals	Lost 1 games to 0
MetroStars-NY	1	0-1	1	0-1-0	0-0-0	0-0	0	1	2008	Semifinals	Lost 1 games to 0
Chivas USA	1	1-0	2	1-0-1	0-0-0	0-0	3	2	2008	Quarterfinals	Won 1 games to 0
Seattle	2	1-1	4	1-2-1	0-0-0	0-0	3	3	2012	Quarterfinals	Lost 1 games to 0
TOTALS	9	5-4	14	6-5-3	2-0-0	2-0	14	15			

REAL SALT LAKE - ALL-TIME POSTSEASON RESULTS

DATE	OPPONENT	RESULT	ATT.	W-L-T	RD.	GOALS:
11/01/2008	Chivas USA	W 1-0	14,719	1-0-0	QTR	RSL: Movsisyan (90)
11/08/2008	at Chivas USA	T 2-2	19,265	1-0-1	QTR	RSL: Kovalenko (39) Morales (77); CHV: Kljestan (30) Braun (83)
11/15/2008	New York	L 0-1	20,008	1-1-1	SEM	NY: van den Bergh (28)
10/31/2009	Columbus	W 1-0	11,499	1-0-0	QTR	RSL: Findley (88)
11/05/2009	at Columbus	W 3-2	10,109	2-0-0	QTR	RSL: Morales (37) Findley (45) Williams (74); CLB: Barros Schelotto (19,35)
11/14/2009	at Chicago	W 0-0 (OT)	21,723	3-0-0	SEM	
11/22/2009	at Los Angeles	W 1-1 (OT)	46,011	4-0-0	FIN	RSL: Findley (64); LA: Magee (41)
10/30/2010	at FC Dallas	L 1-2	11,003	0-1-0	QTR	RSL: Espindola (5); DAL: Cunningham (44) Avila (88)
11/06/2010	FC Dallas	T 1-1	19,324	0-1-1	QTR	RSL: Findley (79); DAL: McCarty (17)
10/29/2011	Seattle	W 3-0	17,067	1-0-0	QTR	RSL: Saborio (41,53) Grabavoy (88)
11/02/2011	at Seattle	L 0-2	36,021	1-1-0	QTR	SEA: Alonso (56) Neagle (61)
11/06/2011	at Los Angeles	L 1-3	23,437	1-2-0	SEM	RSL: Saborio (25); LA: Donovan (23) Magee (58) Keane (68)
11/02/2012	at Seattle	T 0-0	34,941	0-0-1	QTR	
11/08/2012	Seattle	L 0-1	19,657	0-1-1	QTR	SEA: Martinez (81)

CAREER POSTSEASON STATISTICS FOR CURRENT REAL SALT LAKE PLAYERS

UNF	POS	PLAYER	GP	GS	MIN	G	A	SHT	SOG	PKG	PKA	SKG	SKA	FC	FS	OFF	CK	C	E
14	M	Yordany Alvarez	2	0	17	0	0	0	0	0	0	0	0	1	0	0	0	0	0
25	D	Rich Balchan	1	1	90	0	0	0	0	0	0	0	0	0	0	0	0	0	0
5	M	Kyle Beckerman	24	24	2234	0	4	35	11	0	0	2	3	32	20	1	16	8	0
2	D	Tony Beltran	6	5	442	0	0	1	0	0	0	0	0	4	7	0	0	1	0
6	D	Nat Borchers	16	16	1494	1	2	12	4	0	0	0	0	13	6	0	0	2	0
10	F	Robbie Findley	9	4	539	4	2	21	10	1	1	2	2	9	9	11	1	0	0
21	M	Luis Gil	4	0	27	0	0	2	1	0	0	0	0	0	0	0	0	0	0
20	M	Ned Grabavoy	13	8	781	2	0	13	7	0	0	2	2	7	14	0	0	1	0
29	M-F	Abdoulie Mansally	5	5	380	0	1	7	4	0	0	0	0	8	5	0	6	2	0
44	M	Brandon McDonald	6	6	506	0	0	1	0	0	0	0	0	3	1	0	0	0	0
11	M	Javier Morales	13	13	1070	2	6	19	7	0	0	0	1	27	32	0	33	4	1
15	F	Alvaro Saborio	7	7	569	3	0	16	9	0	0	0	0	14	11	4	0	0	0
28	D	Chris Schuler	3	2	238	0	0	1	0	0	0	0	0	4	2	0	0	0	0
23	M	Khari Stephenson	6	3	237	1	0	6	3	0	0	0	0	3	2	0	1	0	0
3	D	Kwame Watson-Siriboe	1	1	76	0	0	0	0	0	0	0	0	0	0	0	0	0	0
17	D	Chris Wingert	17	16	1546	0	1	7	1	0	0	1	1	22	8	0	1	2	0
UNF	POS	GOALKEEPER	GP	GS	MIN	SHTS	SV	GA	GAA	PKG	PKA	SKG	SKA	W	L	T	SO		
18	GK	Nick Rimando	26	26	2389	48	100	33	1.24	6	6	11	20	10	9	7	10		
45	GK	Josh Saunders	11	10	954	15	30	8	0.75	0	0	5	7	8	2	1	3		

ALL-TIME REAL SALT LAKE POSTSEASON STATISTICS (4-5-5, 17 PTS.)

PLAYER	GP	GS	MIN	G	A
Robbie Findley	9	4	539	4	2
Alvaro Saborio	7	7	569	3	0
Javier Morales	13	13	1070	2	6
Andy Williams	12	10	844	1	2
Yura Movsisyan	7	5	457	1	1
Fabian Espindola	13	8	741	1	0
Ned Grabavoy	9	4	483	1	0
Dema Kovalenko	2	2	149	1	0
Robbie Russell	12	10	943	0	2
Kyle Beckerman	14	14	1320	0	1
Nat Borchers	12	12	1134	0	1
Jamison Olave	13	12	1064	0	1
Chris Wingert	12	12	1140	0	1
Jean-Marc Alexandre	2	0	18	0	0
Yordany Alvarez	2	0	17	0	0
Tony Beltran	6	5	442	0	0
Kenny Deuchar	1	0	1	0	0
Luis Gil	4	0	27	0	0
Will Johnson	14	13	1177	0	0
Ian Joy	1	1	63	0	0
Abdoulie Mansally	1	1	86	0	0
Clint Mathis	7	3	423	0	0
Paulo Junior	3	1	120	0	0
Nick Rimando	14	14	1320	0	0
Chris Schuler	3	2	238	0	0
Jonny Steele	1	0	4	0	0
Collen Warner	1	0	34	0	0
Kwame Watson-Siriboe	1	1	76	0	0
Team totals	14	14	1320	14	17
Opponent totals	14	14	1320	15	12

REAL SALT LAKE INDIVIDUAL GOALKEEPING

GOALKEEPER	GP	GS	SV	GA	GAA	SO
Nick Rimando	14	14	47	15	1.02	5
Team totals	14	14	47	15	1.02	5
Opponent totals	14	14	65	14	0.95	5

REAL SALT LAKE INDIVIDUAL HIGH GAMES (2013)

Goals				
3	Alvaro Saborio	07/27/2013	at NY	L 3-4
Assists				
2	Joao Plata	05/04/2013	vs. VAN	W 2-0
2	Javier Morales	06/08/2013	vs. LA	W 3-1
2	Nat Borchers	08/17/2013	at LA	L 2-4
2	Joao Plata	08/30/2013	vs. POR	W 4-2
Shots				
4	Alvaro Saborio	03/03/2013	at SJ	W 2-0
Shots on Goal				
3	5 times			
Fouls Committed				
6	Abdoulie Mansally	07/27/2013	at NY	L 3-4
Fouls Suffered				
6	Javier Morales	07/20/2013	vs. KC	L 1-2
6	Ned Grabavoy	08/30/2013	vs. POR	W 4-2
Offside				
3	Devon Sandoval	05/19/2013	at CHV	W 4-1
Saves				
6	Nick Rimando	04/13/2013	at VAN	T 1-1
6	Nick Rimando	08/03/2013	at COL	T 2-2
Shots Faced				
9	Nick Rimando	08/17/2013	at LA	L 2-4
Goals Allowed				
4	Jeff Attinella	07/27/2013	at NY	L 3-4
4	Nick Rimando	08/17/2013	at LA	L 2-4

REAL SALT LAKE INDIVIDUAL POSTSEASON HIGH GAMES (2005-12)

Goals				
2	Alvaro Saborio	10/29/2011	vs. SEA	W 3-0
Assists				
2	Javier Morales	10/29/2011	vs. SEA	W 3-0
Shots				
6	Alvaro Saborio	10/29/2011	vs. SEA	W 3-0
Shots on Goal				
3	Alvaro Saborio	10/29/2011	vs. SEA	W 3-0
Fouls Committed				
6	Yura Movsisyan	11/01/2008	vs. CHV	W 1-0
6	Javier Morales	11/08/2008	at CHV	T 2-2
6	Chris Wingert	11/14/2009	at CHI	W 0-0
Fouls Suffered				
5	Alvaro Saborio	10/29/2011	vs. SEA	W 3-0
5	Javier Morales	11/08/2012	vs. SEA	L 0-1
Offside				
6	Robbie Findley	11/22/2009	at LA	W 1-1
Saves				
8	Nick Rimando	11/05/2009	at CLB	W 3-2
Shots Faced				
10	Nick Rimando	11/05/2009	at CLB	W 3-2
Goals Allowed				
3	Nick Rimando	11/06/2011	at LA	L 1-3

TEAM HIGH GAMES (2013)

Goals				
4	05/19/2013	at CHV	W 4-1	
4	08/24/2013	vs. CLB	W 4-0	
4	08/30/2013	vs. POR	W 4-2	
Assists				
5	08/30/2013	vs. POR	W 4-2	
Shots				
25	03/30/2013	vs. SEA	W 2-1	
Shots on Goal				
10	03/30/2013	vs. SEA	W 2-1	
Fouls Committed				
28	07/27/2013	at NY	L 3-4	
Fouls Suffered				
18	06/29/2013	at TOR	W 1-0	
18	07/27/2013	at NY	L 3-4	
Corner Kicks				
13	09/21/2013	vs. SJ	L 1-2	
Offside				
8	05/19/2013	at CHV	W 4-1	
Saves				
6	04/13/2013	at VAN	T 1-1	
6	07/13/2013	at DAL	W 3-0	
6	08/03/2013	at COL	T 2-2	
Shots Faced				
11	08/17/2013	at LA	L 2-4	
Goals Allowed				
4	07/27/2013	at NY	L 3-4	
4	08/17/2013	at LA	L 2-4	

TEAM POSTSEASON HIGH GAMES (2005-12)

Goals				
3	11/05/2009	at CLB	W 3-2	
3	10/29/2011	vs. SEA	W 3-0	
Assists				
3	11/08/2008	at CHV	T 2-2	
3	11/05/2009	at CLB	W 3-2	
3	10/29/2011	vs. SEA	W 3-0	
Shots				
24	11/15/2008	vs. NY	L 0-1	
Shots on Goal				
11	10/29/2011	vs. SEA	W 3-0	
Fouls Committed				
24	11/08/2008	at CHV	T 2-2	
Fouls Suffered				
22	11/22/2009	at LA	W 1-1	
Corner Kicks				
11	11/06/2010	vs. DAL	T 1-1	
Offside				
8	11/22/2009	at LA	W 1-1	
Saves				
8	11/05/2009	at CLB	W 3-2	
Shots Faced				
10	11/05/2009	at CLB	W 3-2	
Goals Allowed				
3	11/06/2011	at LA	L 1-3	

TEAM LOW GAMES (2013)

Shots				
4	04/13/2013	at VAN	T 1-1	
Shots on Goal				
0	10/19/2013	at POR	T 0-0	
Fouls Committed				
3	08/17/2013	at LA	L 2-4	
Fouls Suffered				
7	05/11/2013	at MTL	L 2-3	
Corner Kicks				
0	09/13/2013	at SEA	L 0-2	
Offside				
0	5 times			
Saves				
1	6 times			
Shots Faced				
1	06/22/2013	vs. SEA	W 2-0	
1	08/24/2013	vs. CLB	W 4-0	
1	09/28/2013	at VAN	W 1-0	

TEAM POSTSEASON LOW GAMES (2005-12)

Shots				
4	11/02/2011	at SEA	L 0-2	
Shots on Goal				
1	11/02/2011	at SEA	L 0-2	
Fouls Committed				
4	11/15/2008	vs. NY	L 0-1	
Fouls Suffered				
8	11/14/2009	at CHI	W 0-0	
Corner Kicks				
0	11/08/2008	at CHV	T 2-2	
Offside				
0	11/01/2008	vs. CHV	W 1-0	
0	11/08/2012	vs. SEA	L 0-1	
Saves				
0	10/29/2011	vs. SEA	W 3-0	
Shots Faced				
0	10/29/2011	vs. SEA	W 3-0	

2013 REAL SALT LAKE STATISTICS (16-10-8, 56 pts.)

UNF	POS	PLAYER	GP	GS	MIN	G	A	SHT	SOG	FC	FS	OFF	CK	C	E
15	F	Alvaro Saborio	16	15	1346	12	2	53	21	25	17	20	0	1	0
11	M	Javier Morales	28	25	2281	8	10	46	18	23	78	6	108	5	0
10	F	Robbie Findley	25	17	1260	6	2	36	15	8	29	10	0	1	0
20	M	Ned Grabavoy	32	29	2688	5	5	29	10	37	63	3	7	5	0
13	F	Olmes Garcia	24	8	996	5	4	33	15	26	26	7	0	5	0
21	M	Luis Gil	30	24	2060	5	3	36	13	20	21	2	8	2	0
8	F	Joao Plata	29	19	1645	4	8	50	19	16	16	11	17	1	0
5	M	Kyle Beckerman	26	26	2281	4	6	46	17	26	17	0	15	7	0
49	F	Devon Sandoval	17	10	885	3	0	18	9	13	12	3	0	1	0
6	D	Nat Borchers	28	28	2520	1	2	9	4	13	16	2	0	1	0
23	M	Khari Stephenson	19	9	791	1	1	21	7	17	3	1	0	2	0
14	M	Yordany Alvarez	18	11	981	1	0	10	5	21	7	0	0	5	2
12	M	Cole Grossman	4	2	160	1	0	2	1	1	2	0	0	0	0
26	M	Sebastian Velasquez	19	9	892	0	3	20	8	15	15	1	10	0	0
2	D	Tony Beltran	25	24	2230	0	1	9	3	18	22	0	0	2	1
29	D	Abdoulie Mansally	14	9	774	0	1	5	1	25	11	0	0	3	1
44	D	Brandon McDonald (TOT)	15	14	1235	0	1	12	4	14	6	0	0	1	0
44	D	Brandon McDonald (RSL)	3	3	270	0	0	0	0	3	1	0	0	0	0
7	D	Lovel Palmer	17	14	1198	0	1	8	0	16	8	0	0	4	1
18	G	Nick Rimando	27	27	2430	0	1	0	0	0	1	0	0	2	0
24	G	Jeff Attinella	5	4	399	0	0	0	0	0	1	0	0	0	0
4	D	Aaron Maund	3	3	270	0	0	1	0	5	1	0	0	1	0
16	D	Carlos Salcedo	13	12	1070	0	0	1	0	18	4	1	0	3	0
45	G	Josh Saunders	3	3	231	0	0	0	0	0	1	0	0	0	0
28	D	Chris Schuler	16	16	1440	0	0	5	1	14	11	0	0	2	0
27	M	John Stertzer	2	0	33	0	0	2	0	1	0	0	0	0	0
3	D	Kwame Watson-Siriboe	7	7	630	0	0	1	0	10	3	0	0	1	0
17	D	Chris Wingert	21	20	1742	0	0	8	1	29	6	0	0	6	1
25	D	Rich Balchan	0	0	0	0	0	0	0	0	0	0	0	0	0
1	G	Eduardo Fernandez	0	0	0	0	0	0	0	0	0	0	0	0	0
46	F	Benji Lopez	0	0	0	0	0	0	0	0	0	0	0	0	0
19	M	Enzo Martinez	0	0	0	0	0	0	0	0	0	0	0	0	0
		Own-goals received				1									
		Team totals	34	34	3060	57	50	449	168	400	421	67	165	60	6
		Opponent totals	34	34	3060	41	41	394	154	421	400	70	182	61	4

GAME-WINNING GOALS: Javier Morales 4, Alvaro Saborio 2, Joao Plata 2, Luis Gil 2, Olmes Garcia 2
 Kyle Beckerman 2, Devon Sandoval 1, Yordany Alvarez 1

GAME-WINNING ASSISTS: Joao Plata 3, Olmes Garcia 2, Kyle Beckerman 2, Sebastian Velasquez 1
 Alvaro Saborio 1, Nick Rimando 1, Lovel Palmer 1, Javier Morales 1
 Ned Grabavoy 1, Tony Beltran 1

PENALTY KICK GOALS/ATTEMPTS: Alvaro Saborio 4-5, Javier Morales 2-2

REAL SALT LAKE INDIVIDUAL GOALKEEPING

UNF	POS	GOALKEEPER	GP	GS	MIN	SHTS	SV	GA	GAA	PG	PA	W	L	T	SO
18	G	Nick Rimando	27	27	2430	112	82	28	1.04	1	3	14	7	6	9
45	G	Josh Saunders	3	3	231	18	13	4	1.56	0	0	1	1	1	0
24	G	Jeff Attinella	5	4	399	24	14	9	2.03	3	3	1	2	1	1
		Team totals	34	34	3060	154	109	41	1.21	4	6	16	10	8	11
		Opponent totals	34	34	3060	168	109	57	1.68	6	7	10	16	8	6

* = Played with other teams in 2013. Only Real Salt Lake statistics listed here.

REAL SALT LAKE 2013 SCHEDULE

DAY	DATE	OPPONENT	RESULT	ATT.	W-L-T	POS.	PTS	NOTES:
Sun.	Mar. 3	at San Jose	W 2-0	10,525	1-0-0	T1	3	RSL: Saborio (71,85)
Sat.	Mar. 9	at D.C. United	L 0-1	17,072	1-1-0	T2	3	DC: Pajoy (60)
Sat.	Mar. 16	Colorado	T 1-1	20,370	1-1-1	T2	4	RSL: Saborio (80); COL: Brown (37)
Sat.	Mar. 23	at FC Dallas	L 0-2	11,181	1-2-1	T5	4	DAL: Castillo (70) Jackson (81)
Sat.	Mar. 30	Seattle	W 2-1	20,359	2-2-1	T4	7	RSL: Findley (8) Gil (35); SEA: Evans (57)
Sat.	Apr. 6	at Colorado	L 0-1	15,226	2-3-1	T5	7	COL: Harris (5)
Sat.	Apr. 13	at Vancouver	T 1-1	18,612	2-3-2	T3	8	RSL: Garcia (66); VAN: Sanvezzo (84)
Sat.	Apr. 20	Chivas USA	W 1-0	14,900	3-3-2	T2	11	RSL: Morales (53)
Sat.	Apr. 27	Los Angeles	L 0-2	17,655	3-4-2	T4	11	LA: Magee (6) Rugg (13)
Sat.	May 4	Vancouver	W 2-0	17,480	4-4-2	T2	14	RSL: Gil (47) Morales (71)
Wed.	May 8	at New England	W 2-1	8,040	5-4-2	2	17	RSL: Sandoval (77) Garcia (89); NE: Guy (51)
Sat.	May 11	at Montreal	L 2-3	14,578	5-5-2	2	17	RSL: own goal (7) Beckerman (77); MTL: Martins (39) Di Vaio (80) Ferrari (93+)
Sun.	May 19	at Chivas USA	W 4-1	8,125	6-5-2	2	20	RSL: Grabavoy (4,91+) Plata (48) Findley (78); CHV: Villafana (55)
Sat.	May 25	Chicago	T 1-1	18,293	6-5-3	3	21	RSL: Saborio (78); CHI: AmariKwa (84)
Sat.	June 1	San Jose	W 3-0	19,064	7-5-3	2	24	RSL: Morales (16) Grabavoy (33) Findley (38)
Sat.	June 8	Los Angeles	W 3-1	18,962	8-5-3	2	27	RSL: Stephenson (44) Garcia (84,92+); LA: Donovan (46+)
Sat.	June 22	Seattle	W 2-0	19,848	9-5-3	1	30	RSL: Beckerman (41) Findley (46)
Sat.	June 29	at Toronto FC	W 1-0	20,841	10-5-3	3	33	RSL: Alvarez (45)
Wed.	July 3	Philadelphia	T 2-2	20,445	10-5-4	1	34	RSL: Gil (75) Morales (97+); PHI: Le Toux (13) Casey (76)
Sat.	July 13	at FC Dallas	W 3-0	16,560	11-5-4	1	37	RSL: Morales (39) Grabavoy (79) Garcia (90)
Sat.	July 20	Sporting KC	L 1-2	19,832	11-6-4	1	37	RSL: Findley (56); KC: Saad (67) Opara (97+)
Sat.	July 27	at New York	L 3-4	18,604	11-7-4	1	37	RSL: Saborio (45,80,82); NY: Cahill (11) Espindola (23,89) McCarty (94+)
Sat.	Aug. 3	at Colorado	T 2-2	16,814	11-7-5	1	38	RSL: Grabavoy (2) Saborio (21); COL: Brown (9) Castrillon (70)
Sat.	Aug. 10	Houston	W 1-0	19,402	12-7-5	1	41	RSL: Saborio (37)
Sat.	Aug. 17	at Los Angeles	L 2-4	24,237	12-8-5	1	41	RSL: Plata (53) Findley (95+); LA: Keane (56,67,86) Gonzalez (75)
Wed.	Aug. 21	at Portland	T 3-3	20,674	12-8-6	1	42	RSL: Borchers (38) Morales (43) Grossman (93+); POR: Wallace (24) Valeri (57) Alhassan (86)
Sat.	Aug. 24	Columbus	W 4-0	18,398	13-8-6	1	45	RSL: Beckerman (46+,89) Sandoval (51) Gil (83)
Fri.	Aug. 30	Portland	W 4-2	20,252	14-8-6	1	48	RSL: Gil (9) Plata (15) Morales (55) Saborio (67); POR: Nagbe (31) Zizzo (78)
Fri.	Sept. 13	at Seattle	L 0-2	55,107	14-9-6	0	48	SEA: Martins (3) Neagle (38)
Sat.	Sept. 21	San Jose	L 1-2	20,504	14-10-6	2	48	RSL: Morales (19); SJ: Lenhart (18,21)
Sat.	Sept. 28	at Vancouver	W 1-0	21,000	15-10-6	1	51	RSL: Sandoval (9)
Sat.	Oct. 5	FC Dallas	T 1-1	20,488	15-10-7	1	52	RSL: Saborio (60); DAL: Cooper (72)
Sat.	Oct. 19	at Portland	T 0-0	20,674	15-10-8	2	53	
Wed.	Oct. 23	Chivas USA	W 2-1	20,447	16-10-8	1	56	RSL: Saborio (49) Plata (52); CHV: Morales (77)



MLS CUP
PLAYOFFS • 2013

REAL SALT LAKE

REAL SALT LAKE – GAME-BY-GAME

#	Player	1	2	3	4	5	6	7	8	9	10	11	12	13	14	15	16	17	18	19	20	21	22	23	24	25	26	27	28	29	30	31	32	33	34
		SJ	DC	COL	DAL	SEA	COL	VAN	CHV	LA	VAN	NE	MTL	CHV	CHI	SJ	LA	SEA	TOR	PHI	DAL	KC	NY	COL	HOU	LA	POR	CLB	POR	SEA	SJ	VAN	DAL	POR	CHV
		2-0	0-1	1-1	0-2	2-1	0-1	1-1	1-0	0-2	2-0	2-1	2-3	4-1	1-1	3-0	3-1	2-0	1-0	2-2	3-0	1-2	3-4	2-2	1-0	2-4	3-3	4-0	4-2	0-2	1-2	1-0	1-1	0-0	2-1
1	Eduardo Fernandez																																		
2	Tony Beltran	90D	90D	90D		90D	90D	90D	90D	90D	90D	90D	90D	90D	90D	90D	90D	90D	90D	90D	90D	90D	90D	90D	90D	90D	90D	90D	90D	90D	90D	90D	90D	90D	90D
3	Kwame Watson-Siriboe	90D	90D	90D		90D							90D			90D	90D																		81
4	Aaron Maund																						90D	90D		90D	90D	90D	90D	90D	90D	90D	90D	90D	90D
5	Kyle Beckerman	90M	90M	90M		90M	90M	31M		90M	90M	90M	90M	90M	90M	90M	90M	90M	90M	90M	90M	90M	90M	90M	90M	90M	90M	90M	90M	90M	90M	90M	90M	90M	90M
6	Nat Borchers																																		90D
7	Lovel Palmer																																		90D
8	Joao Plata	24	79D	90D	9			90D	90D	62D		90D																							90D
10	Robbie Findley	25	25	23	73F	76		56F		63F	89F	68F	5	73F	83F	90F	79F		62M	90F	29	68F	13	12	62M	90F	82F	61F	76F	90F	2		18	62F	
11	Javier Morales	65F	65F	67F	90F	14F																													21F
12	Cole Grossman																																		81M
13	Olmes Garcia																																		72M
14	Yordany Alvarez																																		5
15	Alvaro Saborio	6																																	90M
16	Carlos Salcedo	87F	90F	90F																															85F
17	Chris Winger																																		90F
18	Nick Rimando																																		7
19	Enzo Martinez	90G	90G	90G		90G	90G	90G	90G	90G	90G	90G	90G	90G	90G	90G	90G	90G	90G	90G	90G	90G	90G	90G	90G	90G	90G	90G	90G	90G	90G	90G	90G	90G	90G
20	Ned Grabavoy																																		90M
21	Luis Gil																																		18
22	David Viana																																		90M
23	Khari Stephenson	90M	90M	90M	66M	62M	90M	90M	74M	73M	54M	59M																						90M	
24	Jeff Attinella	84M	81M	45M																															62M
25	Rich Balchan																																		90G
26	Sebastian Velasquez	90M	90M	90M		90M	45M		16	17	36	31	69M		18		20	13		19	61M		70M											90M	
27	John Stertzer																																		90D
28	Chris Schuler	90D	90D	90D	90D	90D	90D	90D	90D	90D	90D	90D	90D	90D	90D	90D	90D	90D	90D	90D	90D	90D	90D	90D	90D	90D	90D	90D	90D	90D	90D	90D	90D	90D	90D
29	Abdoulie Mansally	90D	66D																																88D
44	Brandon McDonald																																		17D
45	Josh Saunders																																		90D
46	Benji Lopez																																		90D
49	Devon Sandoval	3		11	17	90F	45F										11		82F						15			81F		32	59F	90F			

"00" = 100 minutes played
F/M/D/G = starting position

Played for other teams:
Brandon McDonald played 965 minutes for DC



REAL SALT LAKE

REAL SALT LAKE – GAME-BY-GAME LOG

Game #1	03/03/2013	RSL 2 at SJ 0	W	Saborio 1 (Plata 1) 71; Saborio 2 (Beckerman 1) 85
Game #2	03/09/2013	RSL 0 at DC 1	L	
Game #3	03/16/2013	RSL 1 vs COL 1	T	Saborio 3 (Plata 2, Gil 1) 80
Game #4	03/23/2013	RSL 0 at DAL 2	L	
Game #5	03/30/2013	RSL 2 vs SEA 1	W	Findley 1 (unassisted) 8; Gil 1 (Grabavoy 1, Velasquez 1) 35
Game #6	04/06/2013	RSL 0 at COL 1	L	
Game #7	04/13/2013	RSL 1 at VAN 1	T	Garcia 1 (Morales 1) 66
Game #8	04/20/2013	RSL 1 vs CHV 0	W	Morales 1 (Saborio 1, Garcia 1) 53
Game #9	04/27/2013	RSL 0 vs LA 2	L	
Game #10	05/04/2013	RSL 2 vs VAN 0	W	Gil 2 (Plata 3, Rimando 1) 47; Morales 2 (Plata 4, Velasquez 2) 71
Game #11	05/08/2013	RSL 2 at NE 1	W	Sandoval 1 (unassisted) 77; Garcia 2 (unassisted) 89
Game #12	05/11/2013	RSL 2 at MTL 3	L	own goal (Ferrari) 7; Beckerman 1 (unassisted) 77
Game #13	05/19/2013	RSL 4 at CHV 1	W	Grabavoy 1 (Morales 2) 4; Plata 1 (Beckerman 2) 48; Findley 2 (unassisted) 78; Grabavoy 2 (Stephenson 1) 91+
Game #14	05/25/2013	RSL 1 vs CHI 1	T	Saborio 4 (Grabavoy 2, Velasquez 3) 78
Game #15	06/01/2013	RSL 3 vs SJ 0	W	Morales 3 (unassisted) 16; Grabavoy 3 (Morales 3, Findley 1) 33; Findley 3 (unassisted) 38
Game #16	06/08/2013	RSL 2 vs SEA 0	W	Stephenson 1 (Findley 2) 44; Garcia 3 (Morales 4, Beckerman 3) 84; Garcia 4 (Morales 5) 92+
Game #17	06/22/2013	RSL 2 vs SEA 0	W	Beckerman 2 (unassisted) 41; Findley 4 (Saborio 2) 46
Game #18	06/29/2013	RSL 1 at TOR 0	W	Alvarez 1 (Garcia 2, Beltran 1) 45
Game #19	07/03/2013	RSL 3 vs PHI 2	T	Gil 3 (Morales 6) 75; Morales 4 (penalty kick) 97+
Game #20	07/13/2013	RSL 3 at DAL 0	W	Morales 5 (unassisted) 39; Grabavoy 4 (Mansally 1, Morales 7) 79; Garcia 5 (Plata 5, Gil 2) 90
Game #21	07/20/2013	RSL 1 vs KC 2	L	Findley 5 (unassisted) 56
Game #22	07/27/2013	RSL 3 at NY 4	L	Saborio 5 (penalty kick) 45; Saborio 6 (Garcia 3) 80; Saborio 7 (Plata 6) 82
Game #23	08/03/2013	RSL 2 at COL 2	T	Grabavoy 5 (Beckerman 4, Gil 3) 2; Saborio 8 (penalty kick) 21
Game #24	08/10/2013	RSL 1 vs HOU 0	W	Saborio 9 (penalty kick) 37
Game #25	08/17/2013	RSL 2 at LA 4	L	Plata 2 (Grabavoy 3, Borchers 1) 53; Findley 6 (Borchers 2, Morales 8) 95+
Game #26	08/21/2013	RSL 3 at POR 3	W	Borchers 1 (unassisted) 38; Morales 6 (penalty kick) 43; Grossman 1 (unassisted) 93+
Game #27	08/24/2013	RSL 4 vs CLB 0	W	Beckerman 3 (unassisted) 46+; Sandoval 2 (Garcia 4, Morales 9) 51; Gil 4 (Grabavoy 4) 83; Beckerman 4 (unassisted) 89
Game #28	08/30/2013	RSL 4 vs POR 2	W	Gil 5 (Plata 7, Beckerman 5) 9; Plata 3 (Grabavoy 5) 15; Morales 7 (Plata 8) 55; Saborio 10 (Morales 10) 67
Game #29	09/13/2013	RSL 0 at SEA 2	L	Morales 8 (Beckerman 6) 19
Game #30	09/21/2013	RSL 1 vs SJ 2	L	Sandoval 3 (Palmer 1) 9
Game #31	09/28/2013	RSL 1 at VAN 0	W	Saborio 11 (unassisted) 60
Game #32	10/05/2013	RSL 1 vs DAL 1	T	
Game #33	10/19/2013	RSL 0 at POR 0	T	
Game #34	10/23/2013	RSL 2 vs CHV 1	W	Saborio 12 (penalty kick) 49; Plata 4 (unassisted) 52



MLS CUP
PLAYOFFS • 2013

REAL SALT LAKE

REAL SALT LAKE –CUP COMPETITIONS – GAME-BY-GAME

#	Player	U.S. OPEN CUP					
		3R ATLA 3-2	4R CHAS 5-2	QF CARO 3-0	SF POR 2-1	F DC 0-1	
1	Eduardo Fernandez						
2	Tony Beltran			120D	90D	90D	
3	Kwame Watson-Siriboe	120D					
4	Aaron Maund		63D				
5	Kyle Beckerman	120M	120M	90M	90M	90M	
6	Nat Borchers		120D	90D	90D	90D	
7	Lovel Palmer	120D					
8	Joaο Plata	47	57	27	29	57F	
10	Robbie Findley	73F	45	63F	61F		
11	Javier Morales	120M	120M	78M	10	90M	
12	Cole Grossman						
13	Olmes Garcia		75F	12		23	
14	Yordany Alvarez	84M		12	2		
15	Alvaro Saborio			90F	90F	90F	
16	Carlos Salcedo	120D		90D	90D	81D	
17	Chris Winger	120D	120D	90D	90D	90D	
18	Nick Rimando				90G	90G	
19	Enzo Martinez						
20	Ned Grabavoy		63	120M	90M	90M	
21	Luis Gil				88M		
22	David Viana						
23	Khari Stephenson	36	57	78M	80M	21	
24	Jeff Attinella						
25	Rich Balchan						
26	Sebastian Velasquez	57M	63M			69M	
27	John Stertzer						
28	Chris Schuler						
29	Kenny Mansally						
45	Josh Saunders	120G	120G	90G			
49	Devon Sandoval	120F	120F			9	

U.S. OPEN CUP		RSL 3 at ATLANTA 2		W (OT)	Beckerman (Morales) 3; Sandoval (Plata) 98; Stephenson (unassisted) 101	
3R	05/28/2013	RSL 5 vs CHASTN 2	W (OT)		Sandoval (Beltran) 66; Plata (pen) 79; Sandoval (Plata) 97; Stephenson (Morales) 105; Morales (pen) 108+	
4R	06/12/2013	RSL 3 vs CAROLN 0	W		Beltran (Saborio) 36; Winger (unassisted) 51; Saborio (Garcia) 85	
SF	08/07/2013	RSL 2 vs POR 1	W		Saborio (Beckerman) 7; Plata (Saborio) 78	
F	10/01/2013	RSL 0 vs DC 1	L			



2013 RECORD

	GP	W-L-T	PTS	GF	GA
Sounders	34	15-12-7	52	42	42

RECORD at CENTURYLINK FIELD

	GP	W-L-T	PTS	GF	GA
	17	10-2-5	35	29	15

RECORD on road

	GP	W-L-T	PTS	GF	GA
	17	5-10-2	17	13	27

RECORD at the half

	W	L	T
LEADING	10	0	4
TIED	4	2	3
TRAILING	1	10	0

RECORD with the first goal

	W	L	T
SCORING	13	0	5
CONCEDING	2	12	1

TEAM COMPARISONS

	FOR	AGAINST
GOALS SCORED	1.24 (14th)	1.24 (9th)
TOTAL SHOTS	12.09 (14th)	12.68 (8th)
SHOTS ON GOAL	3.79 (16th)	3.79 (3rd)
SHOOTING ACCURACY	31.4% (15th)	29.9% (3rd)
SCORING %AGE	10.2% (9th)	12.68% (8th)
FOULS	13.12 (4th)	12.50 (11th)
CORNER KICKS	4.97 (10th)	4.94 (9th)
OFFSIDE	2.71 (6th)	2.24 (11th)

GOALS SCORED IN GAME

GP	0	1	2	3	4+	TOT	AVG
34	9	14	7	2	2	42	1.24

GOALS ALLOWED IN GAME

GP	0	1	2	3	4+	TOT	AVG
34	11	12	7	1	3	42	1.24

GOALS BY INTERVALS

	TOT	0-15	16-30	31-45+	46-60	61-75	76-90+
FOR	42	6	11	7	4	7	7
AGAINST	42	7	6	11	8	3	7

WHERE THE GOALS COME FROM

	FOR	AGAINST
GOALS SCORED	42	42
MINUTES PER GOAL	73	73

HOW SCORED

RIGHT FOOT	22	25
LEFT FOOT	12	9
HEADERS	8	8
OTHER	0	0


TYPE OF PLAY

OPEN PLAY	21	25
CROSS	5	3
CORNER	2	4
REBOUND	2	1
PENALTIES	3	2
DIRECT FROM FREE KICK	1	2
FREE KICK (INDIRECT)	5	5
OWN GOALS	3	0

DISTANCE

INSIDE GOAL AREA	8	6
INSIDE PENALTY AREA	33	30
OUTSIDE PENALTY AREA	1	6

PRIMARY TEAM





MLS CUP PLAYOFFS ★ 2013



SEATTLE SOUNDERS FC

No.	Player	Pos	Ht	Wt	Birthdate	Birthplace	2013				CAREER			
							GP	GS	G	A	GP	GS	G	A
1	Michael Gspurning	G	6-5	209	05/02/1981	Graz, Austria	28	28	0	0	49	49	0	1
2nd season in MLS. Led the league with 0.73 goal against average in 2012 on his way to finishing 3rd in MLS Goalkeeper of the Year and MLS Newcomer of the Year														
2	Clint Dempsey	M	6-1	170	03/09/1983	Nacogdoches, TX	9	6	1	0	80	76	26	14
2004 MLS Rookie of the Year and two-time MLS Best XI (2006, 2007) who returned to MLS this August following 7-year stint in the English Premier League														
3	Brad Evans	M	6-1	160	04/20/1985	Phoenix, AZ	24	21	4	5	142	122	22	21
Versatile performer who can play anywhere in midfield or in the back. Seventh MLS season since being drafted by the Columbus Crew 15th overall in 2007														
4	Patrick Ianni	D	6-1	175	06/15/1985	Lodi, CA	9	7	0	0	118	87	4	3
In his 8th year, two-time MLS Cup Champion (2006, 2007) with Houston. Acquired in a trade with Houston prior to the start of the 2009 MLS season														
6	Oswaldo Alonso	M	5-11	165	11/11/1985	San Cristobal, Cuba	26	26	0	1	139	135	6	12
In his 5th season, garnered MLS Best XI and MLS All-Star selections in 2012. Defected from Cuba while playing with national team in 2007 CONCACAF Gold Cup														
7	Eddie Johnson	F	6-0	180	03/31/1984	Daytona Beach, FL	21	20	9	2	176	140	64	18
Named MLS All-Star and MLS Comeback Player of the Year after scoring a club-record 14 goals (sixth in MLS) in 2012. Won 2013 CONCACAF Gold Cup with USA														
8	Marc Burch	D	6-0	181	05/07/1984	Cincinnati, OH	20	13	0	4	152	113	3	17
Moved to Seattle from D.C. United in last year's re-entry draft. An adaptable defender in his 8th MLS season, having also played with LA Galaxy and Columbus														
9	Obafemi Martins	F	5-7	154	10/28/1984	Lagos, Nigeria	20	17	8	4	20	17	8	4
Nigerian international with wealth of European experience, signed March 15, 2013. Contributed 8 goals and 4 assists over 20 contests this season with Seattle														
10	Mauro Rosales	M	5-8	160	02/24/1981	Villa Maria, Cordoba, Argentina	33	26	4	8	86	73	12	34
MLS Newcomer of the Year in 2011, matched club record from 2011 with 13 assists (third in MLS) in 2012. Has been capped 10 times by Argentina														
11	Steve Zakuani	M	6-0	160	02/09/1988	Kinshasa, Zaire	8	6	0	1	80	67	17	14
No. 1 overall pick in 2009 out of Univ. of Akron. Made full international debut in 2010. A dangerous dribbler with quality speed, plagued by recent injuries.														
12	Leo Gonzalez	D	6-1	174	11/21/1980	San Jose, Costa Rica	27	27	0	1	98	92	1	3
Costa Rican international who played in 2006 FIFA World Cup. Acquired from Municipal Liberia in his homeland during 2009 season														
14	Alex Caskey	M	5-10	152	07/22/1988	Dunwoody, GA	10	5	0	0	30	17	1	4
2nd year player out of Davidson College. Acquired from the Charleston Battery in 2012. Ranked 3rd on team with seven assists across all competitions in 2012														
15	Blair Gavin	M	6-0	165	01/08/1989	Louisville, KY	0	0	0	0	45	32	3	5
10th overall selection in 2010 MLS SuperDraft by Chivas USA. Made nine appearances with Chivas USA before a trade to the New England Revolution.														
16	David Estrada	M	5-8	160	02/04/1988	Morelia, Michoacan, Mexico	17	4	0	0	40	18	5	0
2012 Sounders FC Humanitarian of the Year was selected 11th overall in the 2010 MLS SuperDraft out of UCLA. 3rd on the team with five goals in 2012.														
17	DeAndre Yedlin	D	5-8	150	07/09/1993	Seattle, WA	31	30	1	2	31	30	1	2
A mainstay at right back and 2013 MLS All-Star as a rookie from Univ. of Akron. Signed as Homegrown Player after joining Sounders' youth academy in 2010.														
19	Djimi Traore	D	6-3	191	03/01/1980	Paris, France	27	25	1	0	27	25	1	0
Experienced and physically dominating defender. UEFA Champions League winner with Liverpool (2005); also helped Marseille to a 2012 Coupe de la Ligue title.														
20	Zach Scott	D	5-11	175	07/02/1980	Wailukur, HI	21	16	0	0	66	51	1	1
Played seven seasons with USL-1 Sounders before signing with MLS club before start of inaugural season. Scored first career goal in 2012.														
21	Shalrie Joseph	M	6-3	195	05/24/1978	Saint George, Grenada	10	6	1	0	283	272	40	35
MLS veteran named to MLS Best XI four times and MLS All-Star team eight times. 2009 MLS MVP finalist signed by Sounders in February from Chivas USA														
22	Eriq Zavaleta	F	6-1	185	08/02/1992	Mesa, AZ	5	0	0	0	5	0	0	0
MLS rookie made professional debut on March 23. Led Big 10 and third in nation with 18 goals during senior year at the University of Indiana.														
24	Marcus Hahnemann	G	6-3	220	06/15/1972	Seattle, WA	4	4	0	0	70	69	0	6
Returned to MLS late in 2012 after more than a decade and 300 appearances in England. Played for A-League Sounders 1994-96														
25	Andy Rose	M	6-2	170	02/13/1990	Melbourne, Australia	18	9	1	2	41	20	2	3
Impactful young player out of UCLA in his 2nd year with the Sounders. Led all 2012 Supplemental Draft Picks with 1,156 minutes in 23 appearances														
26	Adam Moffat	M	6-0	175	05/15/1986	Glasgow, Scotland	32	28	3	1	116	98	12	6
Veteran midfielder and MLS Cup winner with Columbus (2008). Acquired by Sounders from Houston Dynamo during 2013 season														
27	Lamar Neagle	F	5-11	165	05/07/1987	Tacoma, WA	30	27	8	4	76	47	15	8
Returned to Sounders FC in a trade with Montreal Impact in January of 2013 after successful stints with organization in 2009 and 2011.														
28	Will Bates	F	6-0	185	04/01/1991	Chester, VA	0	0	0	0	0	0	0	0
Former University of Virginia forward selected by Sounders FC with the fifth overall selection in the 2013 MLS Supplemental Draft on January 22.														
29	Josh Ford	G	6-2	175	11/06/1987	Liverpool, NY	0	0	0	0	0	0	0	0
Product of Univ. of Connecticut selected in first round of 2011 Supplemental Draft														
32	Phillip Lund	M	5-9	159	05/05/1989	Vejle, Denmark	1	0	0	0	1	0	0	0
Made his first MLS appearance on April 13, 2013 coming on as a 74th-minute in draw with New England.														
33	Dylan Remick	D	6-1	160	05/19/1991	Chicago, IL	1	0	0	0	1	0	0	0
MLS rookie selected as the 35th overall pick in the 2013 MLS SuperDraft out of Brown University where he was selected to three All-Ivy League teams.														
34	Jhon Kennedy Hurtado	D	6-0	183	05/16/1984	Florida, Colombia	27	25	0	0	108	103	1	3
Finalist for 2009 MLS Defensive Player of the Year. Made 22 appearances as major contributor to defense that allowed just 0.97 goals per game in 2012.														

HEAD COACH : Sigi Schmid

03/20/1953

W187 L130 T101

SEATTLE SOUNDERS FC PLAYOFF HISTORY

vs. Team	No. of Series	W-L	GP	W-L-T	OT	ShO	GF	GA	Last Mtg.	Round	Series Result
Los Angeles	1	0-1	2	0-2-0	0-0-0	0-0	1	3	2010	Quarterfinals	Lost 2 games to 0
Real Salt Lake	1	0-1	2	1-1-0	0-0-0	0-0	2	3	2011	Quarterfinals	Lost Series Tie-Breaker
Houston	1	0-1	2	0-1-1	0-1-0	0-0	0	1	2009	Quarterfinals	Lost 1 games to 0
TOTALS	3	0-3	6	1-4-1	0-1-0	0-0	3	7			

SEATTLE SOUNDERS FC – ALL-TIME POSTSEASON RESULTS

DATE	OPPONENT	RESULT	ATT.	W-L-T	RD.	GOALS:
10/29/2009	Houston	T 0-0	35,807	0-0-1	QTR	
11/08/2009	at Houston	L 0-1 (OT)	27,465	0-1-1	QTR	HOU: Ching (96)
10/31/2010	Los Angeles	L 0-1	35,521	0-1-0	QTR	LA: Buddle (38)
11/07/2010	at Los Angeles	L 1-2	27,000	0-2-0	QTR	SEA: Zakuani (86); LA: Buddle (19) Gonzalez (27)
10/29/2011	at Real Salt Lake	L 0-3	17,067	0-1-0	QTR	RSL: Saborio (41,53) Grabavoy (88)
11/02/2011	Real Salt Lake	W 2-0	36,021	1-1-0	QTR	SEA: Alonso (56) Neagle (61)
DATE	OPPONENT	RESULT	ATT.	W-L-T	RD.	NOTES:
11/02/2012	Real Salt Lake	T 0-0	34,941	0-0-1	QTR	
11/08/2012	at Real Salt Lake	W 1-0	19,657	1-0-1	QTR	SEA: Martinez (81)
11/11/2012	at Los Angeles	L 0-3	27,000	1-1-1	SEM	LA: Keane (46+,67) Magee (64)
11/18/2012	Los Angeles	W 2-1	44,575	2-1-1	SEM	SEA: Johnson (12) Scott (57); LA: Keane (68)

CAREER POSTSEASON STATISTICS FOR CURRENT SEATTLE SOUNDERS FC PLAYERS

UNF	POS	PLAYER	GP	GS	MIN	G	A	SHT	SOG	PKG	PKA	SKG	SKA	FC	FS	OFF	CK	C	E
6	M	Osvaldo Alonso	10	10	930	1	0	15	5	1	1	0	0	12	10	0	2	4	1
8	D	Marc Burch	4	4	311	0	0	0	0	0	0	0	0	3	2	0	0	0	0
14	M	Alex Caskey	1	1	73	0	0	0	0	0	0	0	0	2	3	0	0	0	0
2	F	Clint Dempsey	9	8	830	1	2	16	7	0	0	0	1	28	20	3	0	0	0
16	M-F	David Estrada	3	0	51	0	0	1	1	0	0	0	0	0	0	0	0	0	0
3	M	Brad Evans	12	12	1041	1	1	12	6	0	0	0	0	9	9	0	0	3	0
12	D	Leo Gonzalez	6	6	570	0	0	4	0	0	0	0	0	16	7	0	0	1	0
34	D	Jhon Kennedy Hurtado	8	8	750	0	0	2	1	0	0	0	0	7	7	1	0	1	0
4	D-M	Patrick Ianni	3	3	257	0	0	3	1	0	0	0	0	2	1	0	0	1	0
7	F	Eddie Johnson	9	5	537	1	1	12	4	0	0	0	0	8	17	16	0	2	0
21	M	Shalrie Joseph	21	21	1991	1	3	15	7	0	0	2	2	50	41	2	0	8	0
26	M	Adam Moffat	10	10	816	1	1	10	1	0	0	0	0	6	4	1	2	1	0
	F	Fredy Montero	10	10	830	0	2	21	6	0	0	0	0	16	18	3	3	3	0
27	M	Lamar Neagle	2	1	136	1	0	5	3	0	0	0	0	2	0	0	0	0	0
10	M	Mauro Rosales	2	1	98	0	0	2	0	0	0	0	0	1	2	0	8	0	0
25	D	Andy Rose	2	0	34	0	0	0	0	0	0	0	0	0	1	0	0	0	0
20	D	Zach Scott	4	3	273	1	1	2	2	0	0	0	0	1	2	0	0	0	0
11	M	Steve Zakuani	7	5	428	1	0	7	3	0	0	0	0	1	7	3	1	0	0
UNF	POS	GOALKEEPER	GP	GS	MIN	SHTS	SV	GA	GAA	PKG	PKA	SKG	SKA	W	L	T	SO		
1	GK	Michael Gspurning	4	4	360	5	17	4	1.00	1	1	0	0	2	1	1	2		
24	GK	Marcus Hahnemann	7	7	630	27	34	7	1.00	2	2	3	6	4	3	0	2		

ALL-TIME SEATTLE SOUNDERS FC POSTSEASON STATISTICS (3-5-2, 11 PTS.)

PLAYER	GP	GS	MIN	G	A
Zach Scott	4	3	273	1	1
Osvaldo Alonso	10	10	930	1	0
Eddie Johnson	3	2	205	1	0
Mario Martinez	4	2	201	1	0
Lamar Neagle	2	1	136	1	0
Steve Zakuani	7	5	428	1	0
Fredy Montero	10	10	830	0	2
Brad Evans	8	8	681	0	1
Nate Jaqua	4	2	232	0	1
Christian Tiffert	4	4	318	0	1
Marc Burch	2	2	180	0	0
Alex Caskey	1	1	73	0	0
David Estrada	3	0	51	0	0
Alvaro Fernandez	4	2	152	0	0
Erik Friberg	2	1	120	0	0
Mike Fucito	3	1	129	0	0
Leo Gonzalez	6	6	570	0	0
Michael Gspurning	4	4	360	0	0
Jhon Kennedy Hurtado	8	8	750	0	0
Patrick Ianni	3	3	257	0	0
Adam Johansson	4	4	344	0	0
Kasey Keller	6	6	570	0	0
Sebastien Le Toux	2	0	38	0	0
Roger Levesque	4	0	162	0	0
Freddie Ljungberg	2	2	210	0	0
Tyrone Marshall	3	2	219	0	0
Blaise Nkufo	2	2	180	0	0
Sanna Nyassi	3	2	135	0	0
Sammy Ochoa	3	2	134	0	0
Jeff Parke	7	7	605	0	0
James Riley	5	5	480	0	0
Mauro Rosales	2	1	98	0	0
Andy Rose	2	0	34	0	0
Nathan Sturgis	2	2	145	0	0
Team totals	10	10	930	6	6
Opponent totals	10	10	930	11	11

SOUNDERS FC INDIVIDUAL GOALKEEPING

GOALKEEPER	GP	GS	SV	GA	GAA	SO
Michael Gspurning	4	4	17	4	1.00	2
Kasey Keller	6	6	23	7	1.11	2
Team totals	10	10	40	11	1.06	4
Opponent totals	10	10	38	6	0.58	6

SEATTLE SOUNDERS FC INDIVIDUAL HIGH GAMES (2013)

Goals				
2	Lamar Neagle	05/11/2013	vs. SJ	W 4-0
2	Eddie Johnson	05/18/2013	vs. DAL	W 4-2
2	Obafemi Martins	07/03/2013	vs. DC	W 2-0
Assists				
2	Brad Evans	05/18/2013	vs. DAL	W 4-2
2	Obafemi Martins	07/28/2013	vs. CHV	W 2-1
Shots				
6	5 times			
Shots on Goal				
4	Eddie Johnson	05/18/2013	vs. DAL	W 4-2
4	Lamar Neagle	07/28/2013	vs. CHV	W 2-1
4	Eddie Johnson	10/05/2013	at COL	L 1-5
Fouls Committed				
6	Zach Scott	07/13/2013	at SJ	L 0-1
Fouls Suffered				
5	5 times			
Offside				
5	Eddie Johnson	05/26/2013	at LA	L 0-4
5	Eddie Johnson	09/21/2013	at LA	T 1-1
5	Eddie Johnson	10/27/2013	vs. LA	T 1-1
Saves				
7	Michael Gspurning	03/30/2013	at RSL	L 1-2
Shots Faced				
9	Michael Gspurning	03/30/2013	at RSL	L 1-2
9	Michael Gspurning	10/05/2013	at COL	L 1-5
Goals Allowed				
5	Michael Gspurning	10/05/2013	at COL	L 1-5

SEATTLE SOUNDERS FC INDIVIDUAL POSTSEASON HIGH GAMES (2009-12)

Goals				
1	6 times			
Assists				
1	6 times			
Shots				
5	Osvaldo Alonso	11/02/2011	vs. RSL	W 2-0
Shots on Goal				
3	Lamar Neagle	11/02/2011	vs. RSL	W 2-0
Fouls Committed				
5	Nate Jaqua	11/08/2009	at HOU	L 0-1
Fouls Suffered				
7	Freddie Ljungberg	11/08/2009	at HOU	L 0-1
Offside				
4	Eddie Johnson	11/18/2012	vs. LA	W 2-1
Saves				
9	Michael Gspurning	11/08/2012	at RSL	W 1-0
Shots Faced				
11	Kasey Keller	10/29/2011	at RSL	L 0-3
Goals Allowed				
3	Kasey Keller	10/29/2011	at RSL	L 0-3

TEAM HIGH GAMES (2013)

Goals				
4	05/11/2013	vs. SJ	W 4-0	
4	05/18/2013	vs. DAL	W 4-2	
Assists				
4	05/18/2013	vs. DAL	W 4-2	
Shots				
21	10/09/2013	vs. VAN	L 1-4	
Shots on Goal				
11	05/18/2013	vs. DAL	W 4-2	
Fouls Committed				
20	07/13/2013	at SJ	L 0-1	
Fouls Suffered				
22	06/01/2013	at CHV	W 2-0	
Corner Kicks				
11	06/08/2013	vs. VAN	W 3-2	
Offside				
8	09/21/2013	at LA	T 1-1	
Saves				
7	03/30/2013	at RSL	L 1-2	
Shots Faced				
10	03/30/2013	at RSL	L 1-2	
Goals Allowed				
5	10/05/2013	at COL	L 1-5	

TEAM POSTSEASON HIGH GAMES (2009-12)

Goals				
2	11/02/2011	vs. RSL	W 2-0	
2	11/18/2012	vs. LA	W 2-1	
Assists				
2	11/08/2012	at RSL	W 1-0	
2	11/18/2012	vs. LA	W 2-1	
Shots				
26	11/02/2011	vs. RSL	W 2-0	
Shots on Goal				
9	11/02/2011	vs. RSL	W 2-0	
Fouls Committed				
17	11/02/2011	vs. RSL	W 2-0	
Fouls Suffered				
18	10/29/2009	vs. HOU	T 0-0	
Corner Kicks				
10	11/02/2011	vs. RSL	W 2-0	
Offside				
5	11/18/2012	vs. LA	W 2-1	
Saves				
9	11/08/2012	at RSL	W 1-0	
Shots Faced				
11	10/29/2011	at RSL	L 0-3	
Goals Allowed				
3	10/29/2011	at RSL	L 0-3	
3	11/11/2012	at LA	L 0-3	

TEAM LOW GAMES (2013)

Shots				
2	05/26/2013	at LA	L 0-4	
2	06/22/2013	at RSL	L 0-2	
Shots on Goal				
0	05/26/2013	at LA	L 0-4	
Fouls Committed				
9	06/08/2013	vs. VAN	W 3-2	
9	07/06/2013	at VAN	L 0-2	
9	09/29/2013	vs. NY	T 1-1	
Fouls Suffered				
5	07/03/2013	vs. DC	W 2-0	
Corner Kicks				
1	05/11/2013	vs. SJ	W 4-0	
1	10/19/2013	at DAL	L 0-2	
Offside				
0	6 times			
Saves				
0	04/13/2013	vs. NE	T 0-0	
0	08/03/2013	vs. DAL	W 3-0	
Shots Faced				
0	04/13/2013	vs. NE	T 0-0	
0	08/03/2013	vs. DAL	W 3-0	

TEAM POSTSEASON LOW GAMES (2009-12)

Shots				
7	11/11/2012	at LA	L 0-3	
Shots on Goal				
0	10/29/2011	at RSL	L 0-3	
Fouls Committed				
6	10/29/2009	vs. HOU	T 0-0	
Fouls Suffered				
10	11/08/2012	at RSL	W 1-0	
Corner Kicks				
3	11/11/2012	at LA	L 0-3	
Offside				
0	11/08/2009	at HOU	L 0-1	
0	11/07/2010	at LA	L 1-2	
0	10/29/2011	at RSL	L 0-3	
0	11/02/2011	vs. RSL	W 2-0	
Saves				
1	11/02/2011	vs. RSL	W 2-0	
1	11/18/2012	vs. LA	W 2-1	
Shots Faced				
1	11/02/2011	vs. RSL	W 2-0	

2013 SEATTLE SOUNDERS FC STATISTICS (15-12-7, 52 pts.)

UNF	POS	PLAYER	GP	GS	MIN	G	A	SHT	SOG	FC	FS	OFF	CK	C	E
7	F	Eddie Johnson	21	20	1725	9	2	51	27	19	35	42	0	6	0
9	F	Obafemi Martins	20	17	1466	8	4	43	16	17	28	7	0	0	1
27	F	Lamar Neagle	30	27	2409	8	4	61	25	54	32	16	16	1	1
10	M	Mauro Rosales	33	26	2175	4	8	24	7	20	43	4	100	2	0
3	M	Brad Evans	24	21	1761	4	5	37	11	22	25	7	6	3	0
26	M	Adam Moffat (TOT)	32	28	2333	3	1	36	6	32	18	2	14	4	0
26	M	Adam Moffat (SEA)	6	4	386	0	0	8	2	9	3	0	0	1	0
25	M	Andy Rose	18	9	888	1	2	10	4	17	4	0	1	2	0
17	D	DeAndre Yedlin	31	30	2710	1	2	13	4	35	27	4	0	2	1
23	M	*Servando Carrasco	19	13	1230	1	1	13	2	26	18	1	0	2	0
2	M	Clint Dempsey	9	6	651	1	0	32	7	4	23	1	2	1	0
21	M	Shalrie Joseph	10	6	592	1	0	6	3	11	9	0	0	1	1
19	D	Djimi Traore	27	25	2235	1	0	9	1	16	22	0	0	5	0
8	D	Marc Burch	20	13	1158	0	4	8	0	13	13	0	26	0	0
6	M	Osvaldo Alonso	26	26	2179	0	1	33	4	54	37	0	0	3	2
12	D	Leo Gonzalez	27	27	2318	0	1	7	0	38	18	0	0	4	1
15	M	Mario Martinez	10	5	503	0	1	14	5	1	12	3	17	0	0
11	M	Steve Zakuani	8	6	492	0	1	10	2	7	8	2	0	0	0
14	M	Alex Caskey	10	5	430	0	0	3	0	4	6	0	1	0	0
16	M	David Estrada	17	4	498	0	0	5	3	4	6	2	0	0	0
1	G	Michael Gspurning	28	28	2475	0	0	0	0	0	4	0	0	0	0
24	G	Marcus Hahnemann	4	4	360	0	0	0	0	0	0	0	0	0	1
34	D	Jhon Kennedy Hurtado	27	25	2243	0	0	8	0	28	9	2	0	5	0
4	D	Patrick Ianni	9	7	705	0	0	5	1	9	7	0	0	1	0
32	M	Phillip Lund	1	0	16	0	0	0	0	0	0	0	0	0	0
26	F	Sammy Ochoa	4	2	175	0	0	2	0	4	1	0	0	0	0
33	D	Dylan Remick	1	0	25	0	0	0	0	1	0	0	0	0	0
20	D	Zach Scott	21	16	1458	0	0	7	4	33	6	0	0	5	2
37	G	Andrew Weber	3	2	225	0	0	0	0	0	0	0	0	0	0
22	F	Eriq Zavaleta	5	0	31	0	0	2	1	0	1	1	0	0	0
28	F	Will Bates	0	0	0	0	0	0	0	0	0	0	0	0	0
29	G	Josh Ford	0	0	0	0	0	0	0	0	0	0	0	0	0
15	M	Blair Gavin	0	0	0	0	0	0	0	0	0	0	0	0	0
	F	Fredy Montero	0	0	0	0	0	0	0	0	0	0	0	0	0
		Own-goals received				3									
		Team totals	34	34	3060	42	36	411	129	446	425	92	169	44	10
		Opponent totals	34	34	3060	42	34	431	132	425	446	76	168	50	2

GAME-WINNING GOALS: Obafemi Martins 5, Lamar Neagle 4, Eddie Johnson 3, Djimi Traore 1

GAME-WINNING ASSISTS: Mauro Rosales 5, Andy Rose 2, Lamar Neagle 2, Obafemi Martins 2

Eddie Johnson 1, Brad Evans 1, Marc Burch 1

PENALTY KICK GOALS/ATTEMPTS: Brad Evans 2-2, Servando Carrasco 1-1, Osvaldo Alonso 0-1

SEATTLE SOUNDERS FC INDIVIDUAL GOALKEEPING

UNF	POS	GOALKEEPER	GP	GS	MIN	SHTS	SV	GA	GAA	PG	PA	W	L	T	SO
24	G	Marcus Hahnemann	4	4	360	10	6	4	1.00	0	0	2	2	0	1
37	G	Andrew Weber	3	2	225	8	5	3	1.20	0	0	1	1	1	0
1	G	Michael Gspurning	28	28	2475	114	76	35	1.27	2	2	12	9	6	10
		Team totals	34	34	3060	132	87	42	1.24	2	2	15	12	7	11
		Opponent totals	34	34	3060	129	87	42	1.24	3	4	12	15	7	9

* = Played with other teams in 2013. Only Seattle Sounders FC statistics listed here.

SEATTLE SOUNDERS FC 2013 SCHEDULE

DAY	DATE	OPPONENT	RESULT	ATT.	W-L-T	POS.	PTS	NOTES:
Sat.	Mar. 2	Montreal	L 0-1	38,998	0-1-0	T3	0	MTL: Arnaud (35)
Sat.	Mar. 16	Portland	T 1-1	40,150	0-1-1	T8	1	SEA: Johnson (13); POR: Wallace (91+)
Sat.	Mar. 23	at San Jose	L 0-1	10,525	0-2-1	T8	1	SJ: Wondolowski (46+)
Sat.	Mar. 30	at Real Salt Lake	L 1-2	20,359	0-3-1	9	1	SEA: Evans (57); RSL: Findley (8) Gil (35)
Sat.	Apr. 13	New England	T 0-0	38,323	0-3-2	9	2	
Sat.	Apr. 20	at Colorado	W 1-0	12,063	1-3-2	9	5	SEA: Martins (27)
Sat.	May 4	at Philadelphia	T 2-2	18,344	1-3-3	9	6	SEA: Johnson (10) Rosales (64); PHI: Cruz (50,51)
Wed.	May 8	at Sporting KC	W 1-0	18,602	2-3-3	T8	9	SEA: Traore (94+)
Sat.	May 11	San Jose	W 4-0	38,880	3-3-3	T7	12	SEA: Neagle (28,54) Rosales (46+) Martins (93+)
Sat.	May 18	FC Dallas	W 4-2	38,979	4-3-3	T6	15	SEA: Johnson (16,62) Neagle (30) Martins (83); DAL: Cooper (54) Michel (61)
Sun.	May 26	at Los Angeles	L 0-4	24,811	4-4-3	T6	15	LA: Franklin (12) Keane (24,34,44)
Sat.	June 1	at Chivas USA	W 2-0	9,053	5-4-3	6	18	SEA: Martins (22) own goal (33)
Sat.	June 8	Vancouver	W 3-2	53,679	6-4-3	4	21	SEA: Rose (9) Carrasco (70) Neagle (81); VAN: Sanvezzo (10,26)
Sat.	June 22	at Real Salt Lake	L 0-2	19,848	6-5-3	T5	21	RSL: Beckerman (41) Findley (46)
Wed.	July 3	D.C. United	W 2-0	39,180	7-5-3	T5	24	SEA: Martins (19,91+)
Sat.	July 6	at Vancouver	L 0-2	22,500	7-6-3	7	24	VAN: Miller (4) Mattocks (79)
Sat.	July 13	at San Jose	L 0-1	10,525	7-7-3	T7	24	SJ: Martinez (48)
Sat.	July 20	Colorado	T 1-1	39,196	7-7-4	7	25	SEA: Yedlin (65); COL: Moor (60)
Sun.	July 28	Chivas USA	W 2-1	38,463	8-7-4	7	28	SEA: Evans (23) Neagle (57); CHV: Torres (16)
Sat.	Aug. 3	FC Dallas	W 3-0	39,360	9-7-4	7	31	SEA: Martins (8) Johnson (22) Evans (94+)
Sat.	Aug. 10	at Toronto FC	W 2-1	18,766	10-7-4	0	34	SEA: Rosales (16) own goal (40); TOR: Osorio (46)
Sat.	Aug. 17	at Houston	L 1-3	22,289	10-8-4	6	34	SEA: Joseph (65); HOU: Barnes (17,21) Bruin (74)
Sun.	Aug. 25	Portland	W 1-0	67,385	11-8-4	T5	37	SEA: Johnson (60)
Sat.	Aug. 31	at Columbus	W 1-0	20,392	12-8-4	3	40	SEA: Johnson (14)
Wed.	Sept. 4	Chivas USA	W 1-0	38,317	13-8-4	T2	43	SEA: Neagle (24)
Sat.	Sept. 7	Chicago	W 2-1	38,503	14-8-4	2	46	SEA: Neagle (40) own goal (89); CHI: Magee (25)
Fri.	Sept. 13	Real Salt Lake	W 2-0	55,107	15-8-4	1	49	SEA: Martins (3) Neagle (38)
Sat.	Sept. 21	at Los Angeles	T 1-1	20,504	15-8-5	1	50	SEA: Johnson (25); LA: Juninho (47+)
Sun.	Sept. 29	New York	T 1-1	39,083	15-8-6	T1	51	SEA: Evans (45); NY: Cahill (76)
Sat.	Oct. 5	at Colorado	L 1-5	18,076	15-9-6	2	51	SEA: Johnson (63); COL: Brown (0:15,31) Powers (10) Moor (41) Torres (91+)
Wed.	Oct. 9	Vancouver	L 1-4	38,833	15-10-6	2	51	SEA: Rosales (69); VAN: Manneh (12,42,54) Reo-Coker (82)
Sun.	Oct. 13	at Portland	L 0-1	20,674	15-11-6	0	51	POR: Alhassan (45)
Sat.	Oct. 19	at FC Dallas	L 0-2	15,017	15-12-6	T3	51	DAL: Hedges (65) Michel (87)
Sun.	Oct. 27	Los Angeles	T 1-1	66,216	15-12-7	4	52	SEA: Dempsey (30); LA: Keane (78)



MLS CUP
PLAYOFFS • 2013

SEATTLE SOUNDERS FC

SEATTLE SOUNDERS FC – GAME-BY-GAME

#	Player	1	2	3	4	5	6	7	8	9	10	11	12	13	14	15	16	17	18	19	20	21	22	23	24	25	26	27	28	29	30	31	32	33	34
1	Michael Gspurning	MTL	POR	SJ	RSL	NE	COL	PHI	KC	SJ	DAL	LA	CHV	VAN	RSL	DC	VAN	SJ	COL	CHV	DAL	TOR	HOU	POR	CLB	CHV	CHI	RSL	LA	NY	COL	VAN	POR	DAL	LA
2	Clint Dempsey	0-1	1-1	0-1	1-2	0-0	1-0	2-2	1-0	4-0	4-2	0-4	2-0	3-2	0-2	2-0	0-2	0-1	1-1	2-1	3-0	2-1	1-3	1-0	1-0	2-1	2-0	1-1	1-1	1-5	1-4	0-1	0-2	1-1	
3	Brad Evans	90G	90G	90G	90G	90G	90G	90G	90G	90G	90G	90G	90G	90G	90G	90G	45G				56	90F	90F	90F			29					39	77F	90F	90F
4	Patrick Ianni	90M		81M		90M	74M	90M	55M	90M	90M				90M	90M	32M	19	90M	90M	89M	28	90M	19M				14	90M	90M		45	30	90D	90D
5	Adam Johansson																																		
6	Oswaldo Alonso	90M	90M	90M	90M	90M		90M	90M	31M	21M				73F	90F	90F	90F	89M	90M	90M	90M	90M	90M	90M	90M	90M	90M	90M	90M	74M	90M	74M	90M	90M
7	Eddie Johnson	90F	90F	78F				90F	90F	90F	72F																	15	90F	90F	90F			78F	90F
8	Marc Burch	90D		90D			1					13	29					90M	76M	84M	13	1	85M		16	89M	82M	61M	8	90D	90D	60D		90D	
9	Obafemi Martins	20	62F		61F					35	27	90F	71F	90F	90F	90F	90F	90F	90F	89F	86F	34F					89F	90F	82F	90F		90F		90F	
10	Mauro Rosales	90M	29	81M	90M	83M	29	83M	5	62M		65M	76M	89M	76M	78M	18	58	71M	78M	77M	72M	62M	34	74M	82M	79M	75M	76M	79M	65M	90M	57M	80M	12
11	Steve Zakarani	69M	81M	84M	90M	74F	70M																										11	13	
12	Leo Gonzalez	84D		90D		90D	90D	90D	90D	78D	90D	90D	90D	90D	90D	90D	79D	90D	90D	90D	90D	90D	90D	90D	7D		90D	90D				90D	90D		
13	Christian Tiffert																																		
14	Alex Caskey	28	9	9	90M	20	62M	1							61M																			81M	69M
15	Mario Martinez	90M	70M			7	28	89M	28	63M	18	77M			33																				
16	Blair Gavin																																		
17	David Estrada																																		
18	Deandre Yedlin	90D	90D	90D	90D	90D	89D		90D	90D	90D	90D	90D	90D	90D	90D	90D	90D	90D	90D	90D	90D	90D	90D	90D	90D	90D	90D	90D	90D	90D	90D	90D	90D	90D
19	Djimi Traore	90D	90D	90D	90D	90D	90D	90D	90D	90D	90D	90D	90D	90D	90D	90D	90D	53D		90D	90D	90D	82D	1	29	90D	90D						90D		
20	Babayele Sodade																																		
21	Zach Scott	90D																																	79D
22	Shalrie Joseph																																		
23	Erig Zavaleta																																		
24	Servando Carrasco	6																																	
25	Marcus Hahnemann																																		
26	Sammy Ochoa	62M	90M	90M	9	16		16							69	90M	76M																		
27	Adam Moffat	21	61F	81F	12																														
28	Lamar Neagle																																		
29	Will Bates	9				90F	89F	84F		86F	90F	25	90F	90F	57M	12	72M	90F	90F	90F	90M	90M	90F	89M	90M	90F	89F	90M	90M	90F	90F	90F	90F	87M	
30	Josh Ford																																		
31	Andrew Duran																																		
32	Ashani Fairclough																																		
33	Phillip Lund																																		
34	Dylan Kennedy																																		
37	Andrew Weber	90D	90D	90D	90D	90D	90D	90D	90D		90D	90D			90D	90D	90D	37	90D																

"00" = 100 minutes played
F/M/D/G = starting position

Played for other teams:
Adam Moffat played 1947 minutes for HOU



SEATTLE SOUNDERS FC – GAME-BY-GAME LOG

SEATTLE SOUNDERS FC

Game #1	03/02/2013	SEA 0 vs MTL 1	L
Game #2	03/16/2013	SEA 1 vs POR 1	T
Game #3	03/23/2013	SEA 0 at SJ 1	L
Game #4	03/30/2013	SEA 1 at RSL 2	L
Game #5	04/13/2013	SEA 0 vs NE 0	T
Game #6	04/20/2013	SEA 1 at COL 0	W
Game #7	05/04/2013	SEA 2 at PHI 2	T
Game #8	05/08/2013	SEA 1 at KC 0	W
Game #9	05/11/2013	SEA 4 vs SJ 0	W
Game #10	05/18/2013	SEA 4 vs DAL 2	W
Game #11	05/26/2013	SEA 0 at LA 4	L
Game #12	06/01/2013	SEA 2 at CHV 0	W
Game #13	06/08/2013	SEA 3 vs VAN 2	W
Game #14	06/22/2013	SEA 0 at RSL 2	L
Game #15	07/03/2013	SEA 2 vs DC 0	W
Game #16	07/06/2013	SEA 0 at VAN 2	L
Game #17	07/13/2013	SEA 0 at SJ 1	L
Game #18	07/20/2013	SEA 1 vs COL 1	T
Game #19	07/28/2013	SEA 2 vs CHV 1	W
Game #20	08/03/2013	SEA 3 vs DAL 0	W
Game #21	08/10/2013	SEA 2 at TOR 1	W
Game #22	08/17/2013	SEA 1 at HOU 3	L
Game #23	08/25/2013	SEA 1 vs POR 0	W
Game #24	08/31/2013	SEA 1 at CLB 0	W
Game #25	09/04/2013	SEA 1 vs CHV 0	W
Game #26	09/07/2013	SEA 2 vs CHI 1	W
Game #27	09/13/2013	SEA 2 vs RSL 0	W
Game #28	09/21/2013	SEA 1 at LA 1	T
Game #29	09/29/2013	SEA 1 vs NY 1	T
Game #30	10/05/2013	SEA 1 at COL 5	L
Game #31	10/09/2013	SEA 1 vs VAN 4	L
Game #32	10/13/2013	SEA 0 at POR 1	L
Game #33	10/19/2013	SEA 0 at DAL 2	L
Game #34	10/27/2013	SEA 1 vs LA 1	T

Johnson 1 (Zakuni 1)	13	
Evans 1 (Rosales 1, Yedlin 1)	57	
Martins 1 (unassisted)	27	
Johnson 2 (Rosales 2)	10; Rosales 1 (Gonzalez 1, Martinez 1)	64
Traore 1 (unassisted)	94+	
Neagle 1 (Rosales 3, Johnson 1)	28; Rosales 2 (unassisted) 46+; Neagle 2 (Carrasco 1) 54; Martins 2 (unassisted) 93+	
Johnson 3 (Alonso 1)	16; Neagle 3 (Evans 1) 30; Johnson 4 (Neagle 1) 62; Martins 3 (Evans 2) 83	
Martins 4 (Neagle 2)	22; own goal (de Luna) 33	
Rose 1 (Neagle 3)	9; Carrasco 1 (penalty kick) 70; Neagle 4 (Martins 1, Rose 1) 81	
Martins 5 (Evans 3)	19; Martins 6 (unassisted) 91+	
Yedlin 1 (unassisted)	65	
Evans 2 (Martins 2)	23; Neagle 5 (Rosales 4, Martins 3) 57	
Martins 7 (Rosales 5)	8; Johnson 5 (Evans 4) 22; Evans 3 (penalty kick) 94+	
Rosales 3 (Johnson 2, Evans 5)	16; own goal (Henry) 40	
Joseph 1 (Burch 1)	65	
Johnson 6 (Rosales 6)	60	
Johnson 7 (Rosales 7)	14	
Neagle 6 (Burch 2)	24	
Neagle 7 (Burch 3)	40; own goal (Segares) 89	
Martins 8 (Rose 2)	3; Neagle 8 (Yedlin 2, Martins 4) 38	
Johnson 8 (Rosales 8)	25	
Evans 4 (penalty kick)	45	
Johnson 9 (Burch 4)	63	
Rosales 4 (unassisted)	69	
Dempsey 1 (Neagle 4)	30	



MLS CUP
PLAYOFFS • 2013

SEATTLE SOUNDERS FC

SEATTLE SOUNDERS FC –CUP COMPETITIONS – GAME-BY-GAME

#	Player	CONCACAF CHAMPIONS LEAGUE 2012/13				U.S. OPEN CUP	
		QF1	QF2	SF1	SF2	3R	
		TIGR	TIGR	SANT	SANT	TBAY	
1	Michael Gspurning	90G	90G	90G	90G	0-1	
2	Deandre Yedlin	9	90D	90D	90D		
3	Brad Evans	90M	27M	72M			
4	Patrick Ianni						
5	Adam Johansson						
6	Oswaldo Alonso	90M	90M	90M	90M		
7	Eddie Johnson	90F	90F		61F		
8	Marc Burch	1	7			90D	
9	Obafemi Martins					10	
10	Mauro Rosales	68M	54M	18	31		
11	Steve Zakuaní		83M	12	77F		
12	Leo Gonzalez	90D	90D	90D	90D		
13	Christian Tiffert						
14	Alex Caskey	90M		78F	90M	68M	
15	Mario Martinez	89M	36	90M	59M	90M	
16	David Estrada					90F	
19	Djimi Traore	90D	90D	90D	90D	90D	
20	Zach Scott			90D	90D		
21	Shalrie Joseph			72M	90M		
22	Erig Zavaleta						
23	Servando Carrasco						
24	Marcus Hahnemann			90G		90M	
25	Andy Rose	62M	63	18		90G	
26	Sammy Ochoa		90F	90F	13	90M	
27	Lamar Neagle	22			29	22	
29	Josh Ford					90F	
30	Andrew Duran						
33	Dylan Remick					80D	
34	Jhon Kennedy Hurtado	90D	90D			90D	
CONCACAF CHAMPIONS LEAGUE 2012/13							
QF1	03/06/2013	SEA 0 at TIGRES 1	L				
QF2	03/12/2013	SEA 3 vs TIGRES 1	W		Yedlin 53; Traore 60; Johnson (Zakuaní) 75		
SF1	04/02/2013	SEA 0 vs SANTOS 1	L				
SF2	04/09/2013	SEA 1 at SANTOS 1	T		Neagle 73		
U.S. OPEN CUP							
3R	05/29/2013	SEA 0 at TAMBAV 1	L				



ALL-TIME MLS CUP PLAYOFFS STATISTICS

Updated through Sunday, December 1, 2012

	----- OVERALL -----							---- HOME ----					---- ROAD ----				
	GP	W	L	T	PTS	GF	GA	W	L	T	GF	GA	W	L	T	GF	GA
LA Galaxy	62	38	18	6	120	106	69	26	7	2	75	33	12	11	4	31	36
D.C. United	40	25	10	5	80	63	48	13	3	5	41	23	11	7	1	22	25
Chicago Fire	43	21	15	7	70	61	41	17	3	3	43	15	4	13	3	18	26
KC Wizards-Sporting KC	37	15	17	5	50	49	50	13	4	2	32	15	2	13	3	17	35
Columbus Crew	35	14	16	5	47	49	53	10	6	1	33	21	5	11	3	16	32
New England Revolution	34	12	14	8	44	34	39	10	4	5	23	13	3	9	3	11	26
Houston Dynamo	23	12	7	4	40	31	22	8	1	0	18	6	4	6	4	13	16
Colorado Rapids	34	11	17	6	39	33	49	7	6	3	12	14	5	12	2	21	35
FC Dallas	34	11	18	5	38	45	62	8	7	3	31	29	3	11	2	14	33
San Jose Clash/Earthquake	24	12	11	1	37	37	32	6	3	1	21	11	6	8	0	16	21
MetroStars-N.Y. Red Bulls	34	10	18	6	36	38	50	5	7	2	14	16	5	11	4	24	34
Real Salt Lake	14	4	5	5	17	14	15	3	2	1	6	3	1	3	4	8	12
Seattle Sounders FC	10	3	5	2	11	6	11	2	1	2	4	2	1	4	0	2	9
Miami Fusion	10	3	7	0	9	6	13	3	3	0	5	2	0	4	0	1	11
Chivas USA	8	1	4	3	6	6	10	1	0	3	6	5	0	4	0	0	5
Tampa Bay Mutiny	11	2	9	0	6	12	23	1	5	0	7	10	1	4	0	5	13
Vancouver Whitecaps FC	1	0	1	0	0	1	2	0	0	0	0	0	0	1	0	1	2
Philadelphia Union	2	0	2	0	0	1	3	0	1	0	1	2	0	1	0	0	1

GOALS

PLAYER	TEAM	GP	GOALS
Landon Donovan	LA*	34	22
Carlos Ruiz	PHI*	17	16
Roy Lassiter	DC*	21	13
Jaime Moreno	DC*	32	12
Ante Razov	CHV*	35	11
Brian McBride	CHI*	28	10
Preki	KC*	26	10
Taylor Twellman	NE	21	10
Brian Ching	HOU*	26	8
Raul Diaz Arce	COL*	12	8
Stern John	CLB	10	8
Mike Magee	LA*	20	8

ASSISTS

PLAYER	TEAM	GP	ASTS
Mauricio Cienfuegos	LA	35	14
Marco Etcheverry	DC	23	13
Cobi Jones	LA	45	13
Landon Donovan	LA*	34	12
Jaime Moreno	DC*	32	10
Peter Nowak	CHI	20	10
Ante Razov	CHV*	35	10
Brian Mullan	COL*	36	9
Andy Williams	RSL*	23	9
David Beckham	LA	17	8
Brad Davis	HOU*	22	8

GAME-WINNING GOALS

PLAYER	TEAM	GP	GWG
Landon Donovan	LA*	34	9
Jaime Moreno	DC*	32	5
Brian McBride	CHI*	28	4
Carlos Ruiz	PHI*	17	4
Taylor Twellman	NE	21	4
8 players tied with 3			

GAME-WINNING ASSISTS

PLAYER	TEAM	GP	GWA
Marco Etcheverry	DC	23	5
Cobi Jones	LA	45	5
Brian Mullan	COL*	36	5
David Beckham	LA	17	4
Landon Donovan	LA*	34	4
Jaime Moreno	DC*	32	4
8 players tied with 3			

GAMES PLAYED

PLAYER	TEAM	GP
Kevin Hartman	DAL*	49
Cobi Jones	LA	45
Diego Gutierrez	CHI*	40
Jeff Agoos	NY*	39
Chris Armas	CHI*	37
Dema Kovalenko	LA*	37
Jesse Marsch	CHV*	37
Brian Mullan	COL*	36
C.J. Brown	CHI	35
Mauricio Cienfuegos	LA	35
Ante Razov	CHV*	35
Zach Thornton	CHV*	35

GAMES STARTED

PLAYER	TEAM	GS
Kevin Hartman	DAL*	49
Cobi Jones	LA	43
Jeff Agoos	NY*	39
Chris Armas	CHI*	37
Jesse Marsch	CHV*	37
C.J. Brown	CHI	35
Dema Kovalenko	LA*	35
Zach Thornton	CHV*	35
Mauricio Cienfuegos	LA	34
Landon Donovan	LA*	34
Diego Gutierrez	CHI*	34
Steve Ralston	NE*	34

MINUTES PLAYED

PLAYER	TEAM	MIN
Kevin Hartman	DAL*	4522
Cobi Jones	LA	3938
Jeff Agoos	NY*	3557
Chris Armas	CHI*	3383
Diego Gutierrez	CHI*	3270
Jesse Marsch	CHV*	3228
C.J. Brown	CHI	3221
Zach Thornton	CHV*	3193
Landon Donovan	LA*	3172
Steve Ralston	NE*	3164

SHOTS

PLAYER	TEAM	GP	SHOTS
Landon Donovan	LA*	34	96
Ante Razov	CHV*	35	95
Jaime Moreno	DC*	32	73
Brian McBride	CHI*	28	71
Cobi Jones	LA	45	66
Carlos Ruiz	PHI*	17	65
Preki	KC*	26	63
Taylor Twellman	NE	21	61
Clint Mathis	LA*	28	60
Mark Chung	SJ*	26	58

SHOTS ON GOAL

PLAYER	TEAM	GP	SOG
Landon Donovan	LA*	34	49
Ante Razov	CHV*	35	38
Carlos Ruiz	PHI*	17	33
Jaime Moreno	DC*	32	32
Preki	KC*	26	32
Brian McBride	CHI*	28	31
Roy Lassiter	DC*	21	30
Taylor Twellman	NE	21	30
Cobi Jones	LA	45	29
Clint Mathis	LA*	28	29

HAT TRICKS

PLAYER	TEAM	GP	HATS
Raul Diaz Arce	COL*	12	1
Stern John	CLB	10	1

MULTI-GOAL GAMES

PLAYER	TEAM	GP	GAMES
Landon Donovan	LA*	34	4
Roy Lassiter	DC*	21	4
Carlos Ruiz	PHI*	17	4
Paul Bravo	COL*	15	2
Carlos Hermosillo	LA	9	2
Stern John	CLB	10	2
Robbie Keane	LA	10	2
Brian McBride	CHI*	28	2
Jaime Moreno	DC*	32	2
Ante Razov	CHV*	35	2

PENALTY KICK GOALS

PLAYER	TEAM	GP	GAMES
Landon Donovan	LA*	34	6
Greg Vanney	LA*	32	3
Robbie Keane	LA	10	2
Lubos Kubik	DAL*	9	2
Jorge Rodriguez	DAL	18	2
22 players tied with 1			

CONSECUTIVE GAMES WITH GOALS

#	PLAYER	TM	START	STOP
6	Carlos Ruiz	PHI	10/02/2002	11/09/2003

CONSECUTIVE GAMES WITH ASSISTS

#	PLAYER	TM	START	STOP
5	David Beckham	LA	10/30/2011	11/01/2012

CONSECUTIVE GAMES WITH A GOAL/ASSIST

#	PLAYER	TM	START	STOP
8	Carlos Ruiz	PHI	09/25/2002	11/09/2003

FOULS COMMITTED

PLAYER	TEAM	GP	FC
Diego Gutierrez	CHI*	40	92
Chris Armas	CHI*	37	74
Dema Kovalenko	LA*	37	72
Pablo Mastroeni	COL*	27	67
Chris Henderson	NY*	31	65
Jay Heaps	NE*	30	64
Ante Razov	CHV*	35	63
Jesse Marsch	CHV*	37	59
Jaime Moreno	DC*	32	58
C.J. Brown	CHI	35	55

FOULS SUFFERED

PLAYER	TEAM	GP	FS
Cobi Jones	LA	45	113
Jaime Moreno	DC*	32	102
Landon Donovan	LA*	34	86
Taylor Twellman	NE	21	70
Mauricio Cienfuegos	LA	35	68
Mark Chung	SJ*	26	65
Oscar Pareja	DAL*	17	64
Carlos Ruiz	PHI*	17	64
Jeff Agoos	NY*	39	62
Dema Kovalenko	LA*	37	61

OFFSIDES

PLAYER	TEAM	GP	OFF
Ante Razov	CHV*	35	40
Carlos Ruiz	PHI*	17	33
Luis Hernandez	LA	10	23
Raul Diaz Arce	COL*	12	22
Chris Henderson	NY*	31	22
Roy Lassiter	DC*	21	22
Brian Ching	HOU*	26	21
Taylor Twellman	NE	21	20
Adolfo Valencia	NY	8	20
Jaime Moreno	DC*	32	17
Pat Noonan	LA*	17	17

CORNER KICKS

PLAYER	TEAM	GP	CK
Marco Etcheverry	DC	23	119
Cobi Jones	LA	45	83
Brad Davis	HOU*	22	79
Steve Ralston	NE*	34	75
David Beckham	LA	17	68
Richard Mulrooney	HOU*	19	64
Chris Henderson	NY*	31	61
Andy Williams	RSL*	23	48
Peter Nowak	CHI	20	45
Robert Warzycha	CLB	17	45

CAUTIONS (YELLOW)

PLAYER	TEAM	GP	CAUT
Dema Kovalenko	LA*	37	15
Diego Gutierrez	CHI*	40	12
Pablo Mastroeni	COL*	27	10
Daniel Hernandez	DAL*	23	9
Jesse Marsch	CHV*	37	9
Brian Mullan	COL*	36	9
Robert Warzycha	CLB	17	9
6 players tied with 8			

EJECTIONS (RED CARDS)

PLAYER	TEAM	GP	EJECT
Rafa Marquez	NY	6	2
Diego Serna	COL*	7	2
50 players tied with 1			

GOALKEEPING LEADERS

PLAYER	TEAM	GP	MIN	SHTS	SVS	GA	GAA	W-L-T	SHO
Adin Brown	POR*	10	954	66	59	7	0.66	4-3-3	5
Jon Conway	CHI*	4	360	16	13	3	0.75	0-2-2	1
Josh Saunders	LA*	11	954	38	30	8	0.75	8-2-1	3
Jimmy Nielsen	KC	5	450	12	8	4	0.80	3-2-0	3
Matt Reis	NE*	20	1881	112	94	18	0.86	9-6-5	8
Jeff Cassar	DAL*	5	405	17	13	4	0.89	0-4-0	2
Tally Hall	HOU	10	900	46	37	9	0.90	6-3-1	3
Jon Busch	SJ*	18	1670	88	71	17	0.92	6-7-5	6
Matt Pickens	COL*	12	1170	61	49	12	0.92	6-5-1	5
Donovan Ricketts	POR*	7	636	31	24	7	0.99	4-1-1	3

Minimum: 300 minutes played

GOALKEEPER WINS

PLAYER	TEAM	GP	WON
Kevin Hartman	DAL*	49	24
Zach Thornton	CHV*	35	17
Pat Onstad	DC*	21	10
Tom Presthus	CLB*	15	10
Nick Rimando	RSL*	26	10
Tony Meola	NY*	23	9
Matt Reis	NE*	20	9
Josh Saunders	LA*	11	8
Joe Cannon	VAN*	18	7
Jon Busch	SJ*	18	6
Tally Hall	HOU	10	6
Matt Pickens	COL*	12	6

GOALKEEPER LOSSES

PLAYER	TEAM	GP	LOST
Kevin Hartman	DAL*	49	17
Zach Thornton	CHV*	35	13
Tony Meola	NY*	23	11
Nick Rimando	RSL*	26	9
Joe Cannon	VAN*	18	8
Jon Busch	SJ*	18	7
Mark Dodd	DAL	12	7
Matt Jordan	COL*	12	7
Pat Onstad	DC*	21	7
Matt Reis	NE*	20	6

MINUTES PLAYED IN GOAL

PLAYER	TEAM	MIN
Kevin Hartman	DAL*	4522
Zach Thornton	CHV*	3193
Nick Rimando	RSL*	2389
Tony Meola	NY*	2135
Pat Onstad	DC*	2043
Matt Reis	NE*	1881
Joe Cannon	VAN*	1690
Jon Busch	SJ*	1670
Tom Presthus	CLB*	1261
Matt Pickens	COL*	1170

SAVES PERCENTAGE

PLAYER	TEAM	GP	SAVES	SOG	PCT
Bill Hamid	DC	3	10	11	90.9
Dario Sala	DAL	4	20	24	83.3
Marcus Hahneemann	SEA*	7	34	41	82.9
Adin Brown	POR*	10	59	72	81.9
Dave Salzwedel	SJ	3	18	22	81.8
Jon Conway	CHI*	4	13	16	81.3
Brad Guzan	CHV	4	16	20	80.0
Frank Rost	NY	3	12	15	80.0
Matt Reis	NE*	20	94	119	79.0
Josh Saunders	LA*	11	30	38	78.9

Minimum: 10 saves

SAVES

PLAYER	TEAM	GP	SVS
Kevin Hartman	DAL*	49	175
Zach Thornton	CHV*	35	122
Nick Rimando	RSL*	26	100
Tony Meola	NY*	23	96
Matt Reis	NE*	20	94
Jon Busch	SJ*	18	71
Joe Cannon	VAN*	18	64
Adin Brown	POR*	10	59
Pat Onstad	DC*	21	58
Matt Pickens	COL*	12	49

SHUTOUTS

PLAYER	TEAM	GP	SHO
Kevin Hartman	DAL*	49	15
Zach Thornton	CHV*	35	13
Nick Rimando	RSL*	26	10
Tony Meola	NY*	23	8
Matt Reis	NE*	20	8
Tom Presthus	CLB*	15	7
Jon Busch	SJ*	18	6
Adin Brown	POR*	10	5
Joe Cannon	VAN*	18	5
Pat Onstad	DC*	21	5
Matt Pickens	COL*	12	5

LONGEST SHUTOUT STREAKS (MINUTES)

PLAYER	MIN	START	END
Kevin Hartman, LA	473	10/29/2005	11/10/2007
Kevin Hartman, LA	422	10/02/2002	11/09/2003
Adin Brown, NE	374	9/29/2002	10/12/2002
Matt Reis, NE	337	11/12/2006	11/18/2007
Tally Hall, HOU	335	10/30/2011	11/20/2011
Tony Meola, MET	328	10/03/1998	9/24/2000
Pat Onstad, HOU	322	11/09/2008	11/13/2009
Kevin Hartman, LA	314	10/16/1998	10/31/1999
Donovan Ricketts, LA	314	11/01/2009	11/22/2009
Zach Thornton, CHI	311	10/02/2002	11/23/2003

TEAM ATTENDANCE REPORT

	HOME GAMES			ROAD GAMES		
	DATES	TOTAL	AVERAGE	DATES	TOTAL	AVERAGE
Chicago Fire	23	365,966	15,912	20	278,192	13,910
Chivas USA	4	79,304	19,826	4	71,601	17,900
Colorado Rapids	16	162,593	10,162	18	285,868	15,882
Columbus Crew	16	222,198	13,887	19	227,567	11,977
D.C. United	21	425,879	20,280	19	354,305	18,648
FC Dallas	18	201,191	11,177	16	244,001	15,250
Houston Dynamo	9	226,664	25,185	14	314,692	22,478
KC Wizards-Sporting KC	19	254,887	13,415	18	253,919	14,107
LA Galaxy	35	804,494	22,986	27	470,895	17,441
MetroStars-N.Y. Red Bulls	14	194,548	13,896	20	309,321	15,466
Miami Fusion	6	56,452	9,409	4	55,120	13,780
New England Revolution	19	296,257	15,592	15	202,690	13,513
Philadelphia Union	1	18,539	18,539	1	24,749	24,749
Real Salt Lake	6	102,274	17,046	8	202,510	25,314
San Jose Clash/Earthquakes	10	129,821	12,982	14	276,562	19,754
Seattle Sounders FC	5	186,865	37,373	5	118,189	23,638
Tampa Bay Mutiny	6	57,466	9,578	5	80,514	16,103
Vancouver Whitecaps FC	0	0	---	1	14,703	14,703
MLS Totals	228	3,785,398	16,603	228	3,785,398	16,603

TEAM TOTALS

TEAM	GP	G	A	SHT	SOG	PG	PA	BK	FC	FS	OFF	CK	C
Chicago Fire	43	61	78	574	258	3	5	7	712	757	136	242	95
Chivas USA	8	6	3	67	29	1	1	1	132	113	23	30	22
Colorado Rapids	34	33	39	426	167	3	4	6	567	508	94	164	62
Columbus Crew	35	49	64	443	182	1	3	6	542	561	106	172	74
D.C. United	40	63	72	504	225	1	2	10	638	639	161	226	69
FC Dallas	34	45	57	387	171	3	5	9	604	546	93	151	90
Houston Dynamo	23	31	35	284	116	1	2	6	326	335	81	115	44
Sporting Kansas City	37	49	45	454	196	4	4	6	597	579	82	158	80
LA Galaxy	62	106	107	777	337	13	14	11	998	948	177	313	109
New York Red Bulls	34	38	38	438	176	3	4	10	513	491	78	153	68
Miami Fusion	10	6	8	95	39	0	0	3	154	169	35	42	21
New England Revolution	34	34	39	365	168	2	2	16	562	540	92	140	75
Philadelphia Union	2	1	2	36	15	0	0	1	25	21	3	14	6
Real Salt Lake	14	14	17	196	81	1	1	2	211	185	38	58	23
San Jose Earthquakes	24	37	48	317	135	0	0	7	346	352	84	145	45
Seattle Sounders FC	10	6	6	130	46	1	1	1	123	138	17	65	19
Tampa Bay Mutiny	11	12	14	154	56	0	0	1	173	152	38	59	20
Vancouver Whitecaps FC	1	1	1	9	4	0	0	0	11	12	5	0	2

TEAM RANKS

TEAM	G	A	SHT	SOG	BLK	FC	FS	OFF	CK	C
Chicago Fire	4	3	4	2	12	3	1	7	5	4
Chivas USA	15	18	18	18	15	5	14	9	17	2
Colorado Rapids	14	11	11	14	10	2	9	11	10	14
Columbus Crew	5	2	8	8	11	10	5	8	9	7
D.C. United	2	4	9	4	8	8	4	2	4	17
FC Dallas	8	6	14	12	6	1	3	12	12	3
Houston Dynamo	6	7	12	11	7	15	12	3	8	11
Sporting Kansas City	7	9	13	7	13	6	7	16	13	6
LA Galaxy	1	5	10	6	9	7	8	10	7	16
New York Red Bulls	9	13	7	9	4	12	11	15	11	9
Miami Fusion	16	16	16	17	3	11	2	4	14	8
New England Revolution	11	11	15	13	2	4	6	14	16	5
Philadelphia Union	18	14	1	1	1	16	18	18	1	1
Real Salt Lake	11	10	2	3	14	13	16	13	15	18
San Jose Earthquakes	3	1	5	4	5	14	10	4	3	13
Seattle Sounders FC	16	17	6	15	16	17	15	17	2	12
Tampa Bay Mutiny	10	8	2	10	17	9	13	6	6	15
Vancouver Whitecaps FC	11	14	17	16	18	18	17	1	18	9

TEAM vs TEAM RECORDS

TEAM	VS CHI	VS CHV	VS COL	VS CLB	VS DC	VS DAL	VS HOU	VS KC	VS LA	VS NY	VS MIA	VS MTL	VS NE	VS PHI	VS POR	VS RSL	VS SJ	VS SEA	VS TB	VS TOR	VS VAN
Chicago Fire	---	0-0-0	2-0-0	0-1-0	5-0-2	3-2-1	0-1-0	0-1-0	2-2-1	2-1-0	0-0-0	0-0-0	7-7-1	0-0-0	0-0-0	0-0-1	0-1-0	0-0-0	0-0-0	0-0-0	0-0-0
Chivas USA	0-0-0	---	0-0-0	0-0-0	0-0-0	0-0-0	1-1-0	0-1-1	0-1-1	0-0-0	0-0-0	0-0-0	0-0-0	0-0-0	0-0-0	0-1-1	0-0-0	0-0-0	0-0-0	0-0-0	0-0-0
Colorado Rapids	0-2-0	0-0-0	---	3-1-0	0-1-0	5-2-3	0-1-0	2-5-2	1-6-0	0-0-0	0-0-0	0-0-0	0-0-0	0-0-0	0-0-0	0-0-0	1-0-0	0-0-0	0-0-0	0-0-0	0-0-0
Columbus Crew	1-0-0	0-0-0	1-3-0	---	2-6-0	0-0-0	0-0-0	1-0-1	0-0-0	3-0-0	0-0-0	0-0-0	0-2-3	0-0-0	0-0-0	0-2-0	2-2-0	0-0-0	5-2-0	0-0-0	0-0-0
D.C. United	0-5-2	0-0-0	1-0-0	6-2-0	---	0-0-0	0-1-1	1-0-0	2-0-0	6-1-2	4-0-0	0-0-0	2-1-1	0-0-0	0-0-0	0-0-0	0-0-0	0-0-0	2-0-0	0-0-0	0-0-0
FC Dallas	2-3-1	0-0-0	2-5-3	0-0-0	0-0-0	---	1-1-0	3-1-0	4-4-0	0-3-0	0-0-0	0-0-0	0-0-0	0-0-0	0-0-0	1-0-1	0-0-0	0-0-0	0-0-0	0-0-0	0-0-0
Houston Dynamo	1-0-0	1-1-0	1-0-0	0-0-0	1-0-1	1-1-0	---	3-1-0	0-3-0	0-1-1	0-0-0	0-0-0	1-0-1	2-0-0	0-0-0	0-0-0	0-0-0	1-0-1	0-0-0	0-0-0	0-0-0
Sporting Kansas City	1-0-0	1-0-1	5-2-2	0-1-1	0-1-0	2-1-0	1-3-0	---	3-5-1	0-0-0	1-2-0	0-0-0	0-0-0	0-0-0	0-0-0	0-0-0	1-2-0	0-0-0	0-0-0	0-0-0	0-0-0
LA Galaxy	2-2-1	1-0-1	6-1-0	0-0-0	0-2-0	4-4-0	3-0-0	5-3-1	---	3-1-1	0-0-0	0-0-0	2-0-0	0-0-0	0-0-0	1-0-1	5-4-1	3-1-0	2-0-0	0-0-0	1-0-0
New York Red Bulls	1-2-0	0-0-0	0-0-0	0-3-0	1-6-2	3-0-0	1-0-1	0-0-0	1-3-1	---	0-0-0	0-0-0	1-3-2	0-0-0	0-0-0	1-0-0	1-1-0	0-0-0	0-0-0	0-0-0	0-0-0
Miami Fusion	0-0-0	0-0-0	0-0-0	0-0-0	0-4-0	0-0-0	0-0-0	2-1-0	0-0-0	0-0-0	---	0-0-0	0-0-0	0-0-0	0-0-0	0-0-0	1-2-0	0-0-0	0-0-0	0-0-0	0-0-0
Montreal Impact	0-0-0	0-0-0	0-0-0	0-0-0	0-0-0	0-0-0	0-0-0	0-0-0	0-0-0	0-0-0	0-0-0	---	0-0-0	0-0-0	0-0-0	0-0-0	0-0-0	0-0-0	0-0-0	0-0-0	0-0-0
New England Revolution	7-7-1	0-0-0	0-0-0	2-0-3	1-2-1	0-0-0	0-1-1	0-0-0	0-2-0	3-1-2	0-0-0	0-0-0	---	0-0-0	0-0-0	0-0-0	0-0-0	0-0-0	0-0-0	0-0-0	0-0-0
Philadelphia Union	0-0-0	0-0-0	0-0-0	0-0-0	0-0-0	0-0-0	0-2-0	0-0-0	0-0-0	0-0-0	0-0-0	0-0-0	0-0-0	0-0-0	0-0-0	0-0-0	0-0-0	0-0-0	0-0-0	0-0-0	0-0-0
Portland Timbers	0-0-0	0-0-0	0-0-0	0-0-0	0-0-0	0-0-0	0-0-0	0-0-0	0-0-0	0-0-0	0-0-0	0-0-0	0-0-0	0-0-0	---	0-0-0	0-0-0	0-0-0	0-0-0	0-0-0	0-0-0
Real Salt Lake	0-0-1	1-0-1	0-0-0	2-0-0	0-0-0	0-1-1	0-0-0	0-0-0	0-1-1	0-1-0	0-0-0	0-0-0	0-0-0	0-0-0	0-0-0	---	0-0-0	1-2-1	0-0-0	0-0-0	0-0-0
San Jose Earthquakes	1-0-0	0-0-0	0-1-0	2-2-0	0-0-0	0-0-0	0-0-0	2-1-0	4-5-1	1-1-0	2-1-0	0-0-0	0-0-0	0-0-0	0-0-0	0-0-0	---	0-0-0	0-0-0	0-0-0	0-0-0
Seattle Sounders FC	0-0-0	0-0-0	0-0-0	0-0-0	0-0-0	0-0-0	0-1-1	0-0-0	1-3-0	0-0-0	0-0-0	0-0-0	0-0-0	0-0-0	0-0-0	2-1-1	0-0-0	---	0-0-0	0-0-0	0-0-0
Tampa Bay Mutiny	0-0-0	0-0-0	0-0-0	2-5-0	0-2-0	0-0-0	0-0-0	0-0-0	0-2-0	0-0-0	0-0-0	0-0-0	0-0-0	0-0-0	0-0-0	0-0-0	0-0-0	0-0-0	---	0-0-0	0-0-0
Toronto FC	0-0-0	0-0-0	0-0-0	0-0-0	0-0-0	0-0-0	0-0-0	0-0-0	0-0-0	0-0-0	0-0-0	0-0-0	0-0-0	0-0-0	0-0-0	0-0-0	0-0-0	0-0-0	---	0-0-0	0-0-0
Vancouver Whitecaps FC	0-0-0	0-0-0	0-0-0	0-0-0	0-0-0	0-0-0	0-0-0	0-0-0	0-1-0	0-0-0	0-0-0	0-0-0	0-0-0	0-0-0	0-0-0	0-0-0	0-0-0	0-0-0	0-0-0	---	---

TEAM vs TEAM AGGREGATE GOALS

TEAM	VS CHI	VS CHV	VS COL	VS CLB	VS DC	VS DAL	VS HOU	VS KC	VS LA	VS NY	VS MIA	VS MTL	VS NE	VS PHI	VS POR	VS RSL	VS SJ	VS SEA	VS TB	VS TOR	VS VAN
Chicago Fire	---	0-0	2-1	1-2	13-2	12-6	1-2	0-1	4-5	6-4	0-0	0-0	20-14	0-0	0-0	0-0	2-4	0-0	0-0	0-0	0-0
Chivas USA	0-0	---	0-0	0-0	0-0	0-0	2-3	0-1	2-3	0-0	0-0	0-0	0-0	0-0	0-0	2-3	0-0	0-0	0-0	0-0	0-0
Colorado Rapids	1-2	0-0	---	3-2	1-2	16-13	1-3	9-13	1-14	0-0	0-0	0-0	0-0	0-0	0-0	0-0	1-0	0-0	0-0	0-0	0-0
Columbus Crew	2-1	0-0	2-3	---	12-18	0-0	0-0	3-1	0-0	9-5	0-0	0-0	3-5	0-0	0-0	2-4	5-8	0-0	11-8	0-0	0-0
D.C. United	2-13	0-0	2-1	18-12	---	0-0	2-4	3-2	5-2	13-5	4-1	0-0	8-6	0-0	0-0	0-0	0-0	0-0	6-2	0-0	0-0
FC Dallas	6-12	0-0	13-16	0-0	0-0	---	2-4	6-6	13-16	2-6	0-0	0-0	0-0	0-0	0-0	3-2	0-0	0-0	0-0	0-0	0-0
Houston Dynamo	2-1	3-2	3-1	0-0	4-2	4-2	---	6-1	1-6	1-4	0-0	0-0	3-2	3-1	0-0	0-0	0-0	1-0	0-0	0-0	0-0
Sporting Kansas City	1-0	1-0	13-9	1-3	2-3	6-6	1-6	---	15-14	0-0	4-4	0-0	0-0	0-0	0-0	0-0	5-5	0-0	0-0	0-0	0-0
LA Galaxy	5-4	3-2	14-1	0-0	2-5	16-13	6-1	14-15	---	9-8	0-0	0-0	2-0	0-0	0-0	4-2	16-12	7-3	6-2	0-0	2-1
New York Red Bulls	4-6	0-0	0-0	5-9	5-13	6-2	4-1	0-0	8-9	---	0-0	0-0	3-7	0-0	0-0	1-0	2-3	0-0	0-0	0-0	0-0
Miami Fusion	0-0	0-0	0-0	0-0	1-4	0-0	0-0	4-4	0-0	0-0	---	0-0	0-0	0-0	0-0	0-0	1-5	0-0	0-0	0-0	0-0
Montreal Impact	0-0	0-0	0-0	0-0	0-0	0-0	0-0	0-0	0-0	0-0	---	0-0	0-0	0-0	0-0	0-0	0-0	0-0	0-0	0-0	0-0
New England Revolution	14-20	0-0	0-0	5-3	6-8	0-0	2-3	0-0	0-2	7-3	0-0	0-0	---	0-0	0-0	0-0	0-0	0-0	0-0	0-0	0-0
Philadelphia Union	0-0	0-0	0-0	0-0	0-0	0-0	1-3	0-0	0-0	0-0	0-0	0-0	0-0	---	0-0	0-0	0-0	0-0	0-0	0-0	0-0
Portland Timbers	0-0	0-0	0-0	0-0	0-0	0-0	0-0	0-0	0-0	0-0	0-0	0-0	0-0	---	0-0	0-0	0-0	0-0	0-0	0-0	0-0
Real Salt Lake	0-0	3-2	0-0	4-2	0-0	2-3	0-0	0-0	2-4	0-1	0-0	0-0	0-0	0-0	0-0	---	0-0	3-3	0-0	0-0	0-0
San Jose Earthquakes	4-2	0-0	0-1	8-5	0-0	0-0	0-0	5-5	12-16	3-2	5-1	0-0	0-0	0-0	0-0	0-0	---	0-0	0-0	0-0	0-0
Seattle Sounders FC	0-0	0-0	0-0	0-0	0-0	0-0	0-1	0-0	3-7	0-0	0-0	0-0	0-0	0-0	0-0	3-3	0-0	---	0-0	0-0	0-0
Tampa Bay Mutiny	0-0	0-0	0-0	8-11	2-6	0-0	0-0	0-0	2-6	0-0	0-0	0-0	0-0	0-0	0-0	0-0	0-0	0-0	---	0-0	0-0
Toronto FC	0-0	0-0	0-0	0-0	0-0	0-0	0-0	0-0	0-0	0-0	0-0	0-0	0-0	0-0	0-0	0-0	0-0	0-0	0-0	---	0-0
Vancouver Whitecaps FC	0-0	0-0	0-0	0-0	0-0	0-0	0-0	0-0	1-2	0-0	0-0	0-0	0-0	0-0	0-0	0-0	0-0	0-0	0-0	0-0	---

TEAM GOALS SCORED INTERVALS

TEAM	GP	G	1-15	16-30	31-45	46-60	61-75	76-90	OT
LA Galaxy	62	106	12	15	20	12	23	15	9
D.C. United	40	63	6	10	8	9	13	16	1
Chicago Fire	43	61	8	10	18	8	5	11	1
Sporting Kansas City	37	49	6	11	6	8	12	5	1
Columbus Crew	35	49	6	5	9	11	4	13	1
FC Dallas	34	45	5	9	5	8	10	6	2
New York Red Bulls	34	38	2	3	8	8	7	9	1
San Jose Earthquakes	24	37	4	2	8	6	5	8	4
New England Revolution	34	34	5	8	4	4	7	5	1
Colorado Rapids	34	33	2	8	3	3	6	7	4
Houston Dynamo	23	31	3	3	4	3	9	5	4
Real Salt Lake	14	14	1	1	4	1	2	5	0
Tampa Bay Mutiny	11	12	2	2	3	2	1	2	0
Seattle Sounders FC	10	6	1	0	0	2	1	2	0
Chivas USA	8	6	1	1	1	1	1	0	0
Miami Fusion	10	6	1	1	0	2	2	0	0
Philadelphia Union	2	1	1	0	0	0	0	0	0
Vancouver Whitecaps FC	1	1	1	0	0	0	0	0	0

TEAM GOALS ALLOWED INTERVALS

TEAM	GP	G	1-15	16-30	31-45	46-60	61-75	76-90	OT
Vancouver Whitecaps FC	1	2	0	0	0	0	2	0	0
Philadelphia Union	2	3	1	1	1	0	0	0	0
Chivas USA	8	10	1	0	3	0	3	3	0
Seattle Sounders FC	10	11	0	2	3	1	3	1	1
Miami Fusion	10	13	1	3	4	1	1	2	1
Real Salt Lake	14	15	0	5	3	2	2	3	0
Houston Dynamo	23	22	3	4	2	2	4	4	3
Tampa Bay Mutiny	11	23	3	2	3	7	2	6	0
San Jose Earthquakes	24	32	3	3	7	9	3	7	0
New England Revolution	34	39	4	4	7	5	8	6	5
Chicago Fire	43	41	6	3	10	9	6	5	2
D.C. United	40	48	8	4	11	7	10	8	0
Colorado Rapids	34	49	8	9	5	8	12	5	2
New York Red Bulls	34	50	6	6	7	4	11	15	1
Sporting Kansas City	37	50	3	11	5	7	12	9	3
Columbus Crew	35	53	9	7	10	11	5	11	0
FC Dallas	34	62	7	11	9	6	7	15	7
LA Galaxy	62	69	4	14	11	9	17	10	4

GOAL-SCORING TOTALS

TEAM	OVERALL	GOALS FOR		GOALS AGAINST	
	RECORD	TOTAL	AVG	TOTAL	AVG
LA Galaxy	38-18-6	106	1.71	69	1.11 (5th)
D.C. United	25-10-5	63	1.58	48	1.20 (7th)
San Jose Earthquakes	12-11-1	37	1.54	32	1.33 (10th)
Chicago Fire	21-15-7	61	1.42	41	0.95 (1st)
Columbus Crew	14-16-5	49	1.40	53	1.51 (15th)
Houston Dynamo	12-7-4	31	1.35	22	0.96 (2d)
Sporting Kansas City	15-17-5	49	1.32	50	1.35 (11th)
FC Dallas	11-18-5	45	1.32	62	1.82 (16th)
New York Red Bulls	10-18-6	38	1.12	50	1.47 (13th)
Tampa Bay Mutiny	2-9-0	12	1.09	23	2.09 (18th)
New England Revolution	12-14-8	34	1.00	39	1.15 (6th)
Real Salt Lake	4-5-5	14	1.00	15	1.07 (3d)
Vancouver Whitecaps FC	0-1-0	1	1.00	2	2.00 (17th)
Colorado Rapids	11-17-6	33	0.97	49	1.44 (12th)
Chivas USA	1-4-3	6	0.75	10	1.25 (8th)
Miami Fusion	3-7-0	6	0.60	13	1.30 (9th)
Seattle Sounders FC	3-5-2	6	0.60	11	1.10 (4th)
Philadelphia Union	0-2-0	1	0.50	3	1.50 (14th)
		592	2.60 goals per game		

RECORD IN ONE-GOAL GAMES

TEAM	-REGULATION-OT-				--- SHOOTOUT ---				---- BOTH -----			
	W	L	T	PCT	W	L	T	PCT	W	L	T	PCT
D.C. United	12	2	0	.857	4	1	0	.800	16	3	0	.842
LA Galaxy	19	8	0	.704	1	3	1	.300	20	11	1	.641
Colorado Rapids	9	6	2	.588	1	1	2	.500	10	7	4	.571
Houston Dynamo	5	4	0	.556	0	0	1	.500	5	4	1	.550
New England Revolution	8	8	1	.500	0	2	2	.250	8	10	3	.452
Miami Fusion	2	2	0	.500	0	2	0	.000	2	4	0	.333
San Jose Earthquakes	5	5	0	.500	0	0	0	---	5	5	0	.500
Real Salt Lake	3	3	0	.500	0	0	2	.500	3	3	2	.500
Sporting Kansas City	7	8	0	.467	1	1	0	.500	8	9	0	.471
Chicago Fire	8	11	1	.425	2	0	2	.750	10	11	3	.479
FC Dallas	6	9	1	.406	2	2	1	.500	8	11	2	.429
Seattle Sounders FC	2	3	0	.400	0	0	0	---	2	3	0	.400
Columbus Crew	5	9	1	.367	1	0	1	.750	6	9	2	.412
New York Red Bulls	5	9	0	.357	1	1	0	.500	6	10	0	.375
Chivas USA	1	3	0	.250	0	0	0	---	1	3	0	.250
Tampa Bay Mutiny	0	4	0	.000	0	0	0	---	0	4	0	.000
Philadelphia Union	0	2	0	.000	0	0	0	---	0	2	0	.000
Vancouver Whitecaps FC	0	1	0	.000	0	0	0	---	0	1	0	.000

CONSECUTIVE MINUTES WITHOUT SCORING A GOAL

TEAM	MIN	START	END
Columbus Crew	279	9/28/2002	10/12/2002
Colorado Rapids	260	9/16/2000	9/24/2000
Kansas City Wizards	235	10/27/2007	end of season
San Jose Clash	234	9/26/1996	end of season
Colorado Rapids	225	10/27/2011	end of season
Miami Fusion	221	10/10/2001	end of season
D.C. United	210	9/30/1998	10/11/1998
Seattle Sounders FC	210	10/29/2009	end of season
New England Revolution	206	11/06/2005	end of season
Real Salt Lake	200	11/05/2009	11/22/2009

CONSECUTIVE MINUTES WITHOUT ALLOWING A GOAL

TEAM	MIN	START	END
New England Revolution	374	9/29/2002	10/12/2002
Houston Dynamo	335	10/30/2011	11/20/2011
New England Revolution	331	10/27/2007	11/18/2007
Los Angeles Galaxy	314	11/01/2009	11/22/2009
Houston Dynamo	313	10/29/2009	11/13/2009
Los Angeles Galaxy	311	10/02/2002	end of season
New England Revolution	306	10/28/2006	11/12/2006
Los Angeles Galaxy	286	9/26/1996	10/10/1996
Chicago Fire	286	11/01/2003	11/23/2003
D.C. United	262	10/16/1999	10/31/1999

HOME RECORDS

TEAM	W	L	T	PCT
Vancouver Whitecaps FC	7	0	3	.850
LA Galaxy	7	1	2	.800
Portland Timbers	6	1	2	.778
FC Dallas	7	1	3	.773
Montreal Impact	6	1	3	.750
New York Red Bulls	6	2	2	.700
San Jose Earthquakes	5	1	4	.700
Seattle Sounders FC	4	1	3	.688
Real Salt Lake	6	2	3	.682
Houston Dynamo	5	2	2	.667
Philadelphia Union	5	2	4	.636
Chicago Fire	6	4	1	.591
Sporting Kansas City	5	3	3	.591
Colorado Rapids	5	3	3	.591
New England Revolution	4	3	3	.550
Columbus Crew	3	4	3	.450
Chivas USA	3	5	2	.400
Toronto FC	1	3	6	.400
D.C. United	2	7	1	.250

HOME GOAL-SCORING TOTALS

TEAM	W	L	T	GF	AVG	GA	AVG
D.C. United	13	3	5	41	1.95	23	1.10
LA Galaxy	26	7	2	75	2.14	33	0.94
Columbus Crew	10	6	1	33	2.06	21	1.31
Sporting Kansas City	13	4	2	32	1.68	15	0.79
New York Red Bulls	5	7	2	14	1.00	16	1.14
FC Dallas	8	7	3	31	1.72	29	1.61
New England Revolution	10	4	5	23	1.21	13	0.68
Colorado Rapids	7	6	3	12	0.75	14	0.88
San Jose Earthquakes	6	3	1	21	2.10	11	1.10
Chicago Fire	17	3	3	43	1.87	15	0.65
Real Salt Lake	3	2	1	6	1.00	3	0.50
Houston Dynamo	8	1	0	18	2.00	6	0.67
Tampa Bay Mutiny	1	5	0	7	1.17	10	1.67
Chivas USA	1	0	3	6	1.50	5	1.25
Miami Fusion	3	3	0	5	0.83	2	0.33
Seattle Sounders FC	2	1	2	4	0.80	2	0.40
Philadelphia Union	0	1	0	1	1.00	2	2.00

FIRST-HALF GOAL-SCORING TOTALS

TEAM	W	L	T	GF	AVG	GA	AVG
LA Galaxy	38	18	6	47	0.76	29	0.47
Chicago Fire	21	16	6	36	0.84	19	0.44
D.C. United	24	10	6	24	0.60	23	0.58
Sporting Kansas City	15	17	5	23	0.62	19	0.51
Columbus Crew	15	17	4	20	0.57	26	0.74
FC Dallas	11	18	5	19	0.56	27	0.79
New England Revolution	13	13	8	17	0.50	15	0.44
San Jose Earthquakes	12	11	1	14	0.58	13	0.54
New York Red Bulls	10	18	6	13	0.38	19	0.56
Colorado Rapids	12	18	5	13	0.38	22	0.65
Houston Dynamo	12	7	4	10	0.43	9	0.39
Tampa Bay Mutiny	2	9	0	7	0.64	8	0.73
Real Salt Lake	4	5	5	6	0.43	8	0.57
Chivas USA	1	4	3	3	0.38	4	0.50
Miami Fusion	3	7	0	2	0.20	8	0.80
Philadelphia Union	0	2	0	1	0.50	3	1.50
Vancouver Whitecaps FC	0	1	0	1	1.00	0	0.00
Seattle Sounders FC	3	5	2	1	0.10	5	0.50

TEAM TOTAL SHOTS

TEAM	W	L	T	1st	2nd/OT	TOT
LA Galaxy	38	18	6	356	421	777
Chicago Fire	21	16	6	247	327	574
D.C. United	24	10	6	236	268	504
Sporting Kansas City	15	17	5	219	235	454
Columbus Crew	15	17	4	188	255	443
New York Red Bulls	10	18	6	189	249	438
Colorado Rapids	12	18	5	196	230	426
FC Dallas	11	18	5	153	234	387
New England Revolution	13	13	8	168	197	365
San Jose Earthquakes	12	11	1	151	166	317
Houston Dynamo	12	7	4	124	160	284
Real Salt Lake	4	5	5	76	120	196
Tampa Bay Mutiny	2	9	0	79	75	154
Seattle Sounders FC	3	5	2	66	64	130
Miami Fusion	3	7	0	42	53	95
Chivas USA	1	4	3	34	33	67
Philadelphia Union	0	2	0	9	27	36
Vancouver Whitecaps FC	0	1	0	3	6	9

ROAD RECORDS

TEAM	W	L	T	PCT
Sporting Kansas City	5	2	3	.650
Real Salt Lake	5	4	1	.550
Portland Timbers	2	1	8	.545
Colorado Rapids	3	4	4	.455
New England Revolution	3	4	3	.450
Philadelphia Union	3	4	3	.450
Houston Dynamo	3	4	3	.450
Montreal Impact	3	4	2	.444
New York Red Bulls	3	5	3	.409
Columbus Crew	3	5	2	.400
Seattle Sounders FC	3	6	1	.350
FC Dallas	1	4	5	.350
LA Galaxy	3	7	1	.318
Vancouver Whitecaps FC	2	6	2	.300
Chicago Fire	1	5	2	.250
Chivas USA	1	6	3	.250
Toronto FC	1	7	2	.200
San Jose Earthquakes	1	8	2	.182
D.C. United	0	7	3	.150

ROAD GOAL-SCORING TOTALS

TEAM	W	L	T	GF	AVG	GA	AVG
LA Galaxy	12	11	4	31	1.15	36	1.33
FC Dallas	3	11	2	14	0.88	33	2.06
D.C. United	11	7	1	22	1.16	25	1.32
Columbus Crew	5	11	3	16	0.84	32	1.68
New York Red Bulls	5	11	4	24	1.20	34	1.70
Chicago Fire	4	13	3	18	0.90	26	1.30
New England Revolution	3	9	3	11	0.73	26	1.73
Colorado Rapids	5	12	2	21	1.17	35	1.94
Sporting Kansas City	2	13	3	17	0.94	35	1.94
San Jose Earthquakes	6	8	0	16	1.14	21	1.50
Chivas USA	0	4	0	0	0.00	5	1.25
Tampa Bay Mutiny	1	4	0	5	1.00	13	2.60
Real Salt Lake	1	3	4	8	1.00	12	1.50
Houston Dynamo	4	6	4	13	0.93	16	1.14
Seattle Sounders FC	1	4	0	2	0.40	9	1.80
Miami Fusion	0	4	0	1	0.25	11	2.75
Philadelphia Union	0	1	0	0	0.00	1	1.00
Vancouver Whitecaps FC	0	1	0	1	1.00	2	2.00

SECOND-HALF GOAL-SCORING TOTALS

TEAM	W	L	T	GF	AVG	GA	AVG
LA Galaxy	38	18	6	50	0.81	36	0.58
D.C. United	24	10	6	38	0.95	25	0.63
Columbus Crew	15	17	4	28	0.80	27	0.77
Sporting Kansas City	15	17	5	25	0.68	28	0.76
Chicago Fire	21	16	6	24	0.56	20	0.47
New York Red Bulls	10	18	6	24	0.71	30	0.88
FC Dallas	11	18	5	24	0.71	28	0.82
San Jose Earthquakes	12	11	1	19	0.79	19	0.79
Houston Dynamo	12	7	4	17	0.74	10	0.43
New England Revolution	13	13	8	16	0.47	19	0.56
Colorado Rapids	12	18	5	16	0.47	25	0.74
Real Salt Lake	4	5	5	8	0.57	7	0.50
Seattle Sounders FC	3	5	2	5	0.50	5	0.50
Tampa Bay Mutiny	2	9	0	5	0.45	15	1.36
Miami Fusion	3	7	0	4	0.40	4	0.40
Chivas USA	1	4	3	3	0.38	6	0.75
Philadelphia Union	0	2	0	0	0.00	0	0.00
Vancouver Whitecaps FC	0	1	0	0	0.00	2	2.00

TEAM TOTAL SHOTS AGAINST

TEAM	W	L	T	1st	2nd/OT	TOT
Philadelphia Union	0	2	0	11	11	22
Vancouver Whitecaps FC	0	1	0	13	10	23
Chivas USA	1	4	3	53	54	107
Seattle Sounders FC	3	5	2	55	54	109
Miami Fusion	3	7	0	83	59	142
Tampa Bay Mutiny	2	9	0	73	72	145
Real Salt Lake	4	5	5	78	93	171
Houston Dynamo	12	7	4	106	170	276
San Jose Earthquakes	12	11	1	135	155	290
Sporting Kansas City	15	17	5	192	222	414
New York Red Bulls	10	18	6	188	248	436
Colorado Rapids	12	18	5	196	240	436
Columbus Crew	15	17	4	210	227	437
FC Dallas	11	18	5	190	260	450
D.C. United	24	10	6	190	272	462
Chicago Fire	21	16	6	206	257	463
New England Revolution	13	13	8	219	279	498
LA Galaxy	38	18	6	338	437	775

RECORD WHEN SCORING FIRST GOAL

TEAM	W	L	T	PCT
Miami Fusion	2	0	0	1.000
Seattle Sounders FC	3	0	0	1.000
San Jose Earthquakes	9	0	1	.950
Columbus Crew	11	1	1	.885
D.C. United	20	3	1	.854
LA Galaxy	31	5	1	.851
Houston Dynamo	8	1	1	.850
Colorado Rapids	8	2	0	.800
Chicago Fire	19	4	3	.788
Real Salt Lake	3	1	0	.750
New England Revolution	10	3	4	.706
Sporting Kansas City	14	6	2	.682
New York Red Bulls	8	3	3	.679
Tampa Bay Mutiny	2	1	0	.667
Chivas USA	1	0	2	.667
FC Dallas	6	5	4	.533
Vancouver Whitecaps FC	0	1	0	.000

RECORD WHEN LEADING AT THE HALF

TEAM	W	L	T	PCT
Real Salt Lake	1	0	0	1.000
Miami Fusion	1	0	0	1.000
Seattle Sounders FC	1	0	0	1.000
Chivas USA	1	0	0	1.000
Colorado Rapids	7	0	0	1.000
Columbus Crew	8	0	1	.944
San Jose Earthquakes	7	0	1	.938
New York Red Bulls	5	0	1	.917
D.C. United	10	1	0	.909
Sporting Kansas City	11	1	1	.885
New England Revolution	9	1	1	.864
LA Galaxy	17	2	2	.857
Chicago Fire	14	2	1	.853
Houston Dynamo	6	1	1	.813
FC Dallas	4	4	2	.500
Tampa Bay Mutiny	1	1	0	.500
Vancouver Whitecaps FC	0	1	0	.000

TEAM WINNING STREAK LEADERS

TEAM	#	START	STOP
Chicago Fire	5	10/01/1998	10/25/1998
Chicago Fire	2	09/22/2000	09/26/2000
Chicago Fire	3	11/01/2003	11/14/2003
Colorado Rapids	4	10/04/1997	10/15/1997
Colorado Rapids	5	10/28/2010	10/27/2011
Columbus Crew	2	10/05/1997	10/08/1997
Columbus Crew	2	09/30/1998	10/03/1998
Columbus Crew	2	10/17/1999	10/22/1999
Columbus Crew	2	09/25/2002	09/28/2002
Columbus Crew	3	11/08/2008	11/23/2008
D.C. United	13	09/27/1996	10/11/1998
D.C. United	3	10/16/1999	10/31/1999
D.C. United	2	11/13/1999	11/21/1999
D.C. United	2	10/23/2004	10/30/2004
FC Dallas	2	10/05/1997	10/08/1997
Houston Dynamo	2	10/29/2006	11/05/2006
Houston Dynamo	3	11/02/2007	11/18/2007
Houston Dynamo	3	10/30/2011	11/06/2011
Houston Dynamo	2	10/31/2012	11/04/2012
Sporting Kansas City	2	10/06/2000	10/15/2000
Sporting Kansas City	2	10/30/2004	11/05/2004
Sporting Kansas City	2	10/30/2011	11/02/2011
LA Galaxy	4	09/29/1996	10/13/1996
LA Galaxy	2	10/01/1998	10/04/1998
LA Galaxy	3	10/17/1999	10/31/1999
LA Galaxy	2	09/14/2000	09/20/2000
LA Galaxy	2	10/13/2001	10/17/2001
LA Galaxy	5	10/02/2002	11/01/2003
LA Galaxy	2	11/05/2005	11/13/2005
LA Galaxy	2	11/08/2009	11/13/2009
LA Galaxy	2	10/31/2010	11/07/2010
LA Galaxy	5	10/30/2011	11/01/2012
LA Galaxy	2	11/07/2012	11/11/2012
New York Red Bulls	2	09/15/2000	09/20/2000
New York Red Bulls	2	11/09/2008	11/15/2008
Miami Fusion	2	09/29/2001	10/10/2001
New England Revolution	2	10/29/2005	11/06/2005
New England Revolution	2	10/28/2006	11/05/2006
New England Revolution	2	11/03/2007	11/08/2007
Real Salt Lake	2	10/31/2009	11/05/2009
San Jose Earthquakes	2	09/22/2001	09/26/2001
San Jose Earthquakes	3	10/14/2001	10/21/2001
San Jose Earthquakes	4	11/09/2003	10/24/2004

RECORD WHEN ALLOWING FIRST GOAL

TEAM	W	L	T	PCT
D.C. United	5	7	3	.433
Houston Dynamo	4	6	2	.417
LA Galaxy	7	13	4	.375
Real Salt Lake	1	4	3	.313
FC Dallas	5	13	0	.278
Colorado Rapids	3	15	4	.227
Columbus Crew	3	15	3	.214
San Jose Clash/Earthquakes	3	11	0	.214
New England Revolution	2	11	1	.179
Chicago Fire	2	11	1	.179
MetroStars-N.Y. Red Bulls	2	15	2	.158
Miami Fusion	1	7	0	.125
KC Wiz.-Sporting Kansas City	1	11	0	.083
Philadelphia Union	0	2	0	.000
Tampa Bay Mutiny	0	8	0	.000
Seattle Sounders FC	0	5	0	.000
Chivas USA	0	4	0	.000

RECORD WHEN TRAILING AT THE HALF

TEAM	W	L	T	PCT
Houston Dynamo	3	3	0	.500
LA Galaxy	4	9	2	.333
Real Salt Lake	0	1	2	.333
Chivas USA	0	1	1	.250
D.C. United	2	8	2	.250
Colorado Rapids	1	11	2	.143
New York Red Bulls	1	7	0	.125
Columbus Crew	1	11	1	.115
Sporting Kansas City	1	9	0	.100
FC Dallas	1	9	0	.100
Chicago Fire	0	9	1	.050
Philadelphia Union	0	2	0	.000
Miami Fusion	0	4	0	.000
New England Revolution	0	6	0	.000
San Jose Earthquakes	0	6	0	.000
Tampa Bay Mutiny	0	3	0	.000
Seattle Sounders FC	0	4	0	.000

TEAM LOSING STREAK LEADERS

TEAM	#	START	STOP
Chicago Fire	3	10/13/2001	09/26/2002
Chicago Fire	2	11/13/2008	11/01/2009
Chivas USA	2	10/29/2006	10/27/2007
Colorado Rapids	6	10/26/1997	09/16/2000
Colorado Rapids	2	09/24/2000	09/25/2002
Colorado Rapids	2	10/05/2002	10/09/2002
Colorado Rapids	2	11/05/2005	10/21/2006
Colorado Rapids	2	10/30/2011	
Columbus Crew	2	10/12/1997	10/15/1997
Columbus Crew	3	11/13/1999	09/26/2001
Columbus Crew	5	10/31/2009	
D.C. United	2	11/01/2003	11/09/2003
D.C. United	2	11/05/2006	10/25/2007
FC Dallas	4	10/12/1997	10/04/1998
FC Dallas	4	11/11/1999	09/20/2001
FC Dallas	2	11/21/2010	
Sporting Kansas City	4	10/10/1996	10/08/1997
Sporting Kansas City	2	09/29/2001	09/25/2002
Sporting Kansas City	2	11/15/2003	10/24/2004
Sporting Kansas City	2	11/06/2011	11/04/2012
LA Galaxy	3	10/20/1996	10/08/1997
LA Galaxy	2	10/10/1998	10/16/1998
LA Galaxy	2	11/09/2003	10/22/2004
New York Red Bulls	4	09/27/1996	10/03/1998
New York Red Bulls	2	09/29/2001	11/01/2003
New York Red Bulls	2	10/23/2004	10/30/2004
New York Red Bulls	2	10/29/2005	10/21/2006
New York Red Bulls	2	10/30/2011	11/03/2011
Miami Fusion	4	09/30/1998	10/24/1999
Miami Fusion	2	10/14/2001	
New England Revolution	3	10/05/1997	09/15/2000
New England Revolution	2	11/13/2005	10/22/2006
Philadelphia Union	2	10/30/2011	
Real Salt Lake	2	11/02/2011	11/06/2011
San Jose Earthquakes	2	09/29/1996	10/02/1996
San Jose Earthquakes	3	09/25/2002	11/01/2003
San Jose Earthquakes	2	10/30/2004	10/23/2005
Seattle Sounders FC	4	11/08/2009	10/29/2011
Tampa Bay Mutiny	8	10/10/1996	

TEAM UNDEFEATED STREAK LEADERS

TEAM	#	START	STOP
Chicago Fire	5	10/01/1998	10/25/1998
Chicago Fire	2	09/22/2000	09/26/2000
Chicago Fire	4	09/20/2001	10/10/2001
Chicago Fire	3	11/01/2003	11/14/2003
Chicago Fire	2	10/21/2005	10/30/2005
Chicago Fire	2	10/25/2007	11/01/2007
Chicago Fire	2	10/30/2008	11/06/2008
Chicago Fire	2	11/07/2009	11/14/2009
Chivas USA	2	11/08/2008	11/01/2009
Colorado Rapids	4	10/04/1997	10/15/1997
Colorado Rapids	2	09/28/2002	10/02/2002
Colorado Rapids	2	10/22/2005	10/29/2005
Colorado Rapids	3	11/13/2010	10/27/2011
Columbus Crew	2	10/05/1997	10/08/1997
Columbus Crew	2	09/30/1998	10/03/1998
Columbus Crew	2	10/17/1999	10/22/1999
Columbus Crew	3	09/25/2002	10/06/2002
Columbus Crew	5	10/31/2004	11/23/2008
D.C. United	13	09/27/1996	10/11/1998
D.C. United	3	10/16/1999	10/31/1999
D.C. United	2	11/13/1999	11/21/1999
D.C. United	5	10/23/2004	10/21/2005
D.C. United	2	10/21/2006	10/29/2006
D.C. United	3	11/01/2007	11/08/2012
FC Dallas	2	10/05/1997	10/08/1997
FC Dallas	4	10/02/2002	10/21/2006
FC Dallas	3	10/30/2010	11/14/2010
Houston Dynamo	3	10/29/2006	11/12/2006
Houston Dynamo	4	11/02/2007	11/01/2008
Houston Dynamo	2	10/29/2009	11/08/2009
Houston Dynamo	3	10/30/2011	11/06/2011
Houston Dynamo	2	10/31/2012	11/04/2012
Houston Dynamo	2	11/11/2012	11/18/2012
Sporting Kansas City	4	09/16/2000	09/29/2000
Sporting Kansas City	2	10/06/2000	10/15/2000
Sporting Kansas City	2	11/04/2003	11/08/2003
Sporting Kansas City	2	10/30/2004	11/05/2004
Sporting Kansas City	2	10/27/2007	11/03/2007
Sporting Kansas City	2	10/30/2011	11/02/2011
LA Galaxy	4	09/29/1996	10/13/1996
LA Galaxy	2	10/01/1998	10/04/1998
LA Galaxy	3	10/17/1999	10/31/1999
LA Galaxy	4	09/14/2000	10/03/2000
LA Galaxy	4	09/29/2001	10/17/2001
LA Galaxy	5	10/02/2002	11/01/2003
LA Galaxy	10	10/23/2005	11/07/2010
LA Galaxy	5	10/30/2011	11/01/2012
LA Galaxy	2	11/07/2012	11/11/2012
New York Red Bulls	2	09/15/2000	09/20/2000
New York Red Bulls	2	09/23/2001	09/26/2001
New York Red Bulls	2	10/29/2006	10/27/2007
New York Red Bulls	3	11/01/2008	11/15/2008
Miami Fusion	2	09/29/2001	10/10/2001
New England Revolution	4	10/02/2002	10/12/2002
New England Revolution	2	11/01/2003	11/09/2003
New England Revolution	3	10/23/2004	11/06/2004
New England Revolution	2	10/29/2005	11/06/2005
New England Revolution	6	10/28/2006	11/08/2007
Real Salt Lake	2	11/01/2008	11/08/2008
Real Salt Lake	4	10/31/2009	11/22/2009
Real Salt Lake	2	11/06/2010	10/29/2011
San Jose Earthquakes	2	09/22/2001	09/26/2001
San Jose Earthquakes	3	10/14/2001	10/21/2001
San Jose Earthquakes	4	11/09/2003	10/24/2004
Seattle Sounders FC	3	11/02/2011	11/08/2012

TEAM HOME WINNING STREAK LEADERS

TEAM	#	START	STOP
Chicago Fire	10	10/01/1998	09/29/2001
Chicago Fire	3	09/29/2002	11/14/2003
Chicago Fire	4	10/22/2006	11/07/2009
Colorado Rapids	2	10/08/1997	10/15/1997
Colorado Rapids	3	10/28/2010	10/27/2011
Columbus Crew	4	09/30/1998	11/07/1999
Columbus Crew	3	11/08/2008	11/23/2008
D.C. United	12	09/27/1996	11/13/1999
FC Dallas	3	10/16/1999	11/07/1999
FC Dallas	2	10/27/2007	10/30/2010
Houston Dynamo	4	10/29/2006	11/10/2007
Houston Dynamo	4	11/08/2009	
Sporting Kansas City	2	09/16/2000	09/24/2000
Sporting Kansas City	7	10/06/2000	11/05/2004
LA Galaxy	3	09/29/1996	10/10/1996
LA Galaxy	3	10/17/1999	11/11/1999
LA Galaxy	2	09/20/2000	10/03/2000
LA Galaxy	2	09/29/2001	10/13/2001
LA Galaxy	8	09/25/2002	11/13/2009
LA Galaxy	4	11/03/2011	11/01/2012
LA Galaxy	2	11/11/2012	
New York Red Bulls	3	09/15/2000	09/26/2001
Miami Fusion	3	09/22/2001	10/10/2001
New England Revolution	3	09/19/2000	10/02/2002
New England Revolution	3	10/23/2004	11/06/2005
New England Revolution	2	11/03/2007	11/08/2007
San Jose Earthquakes	3	09/26/1996	10/14/2001
San Jose Earthquakes	3	11/09/2003	10/24/2004

TEAM HOME LOSING STREAK LEADERS

TEAM	#	START	STOP
Colorado Rapids	2	10/05/1998	10/24/1999
Colorado Rapids	2	11/05/2005	10/21/2006
Columbus Crew	2	11/05/2009	
FC Dallas	2	10/12/1997	10/04/1998
FC Dallas	2	11/21/2010	
Sporting Kansas City	2	10/13/1996	10/04/1997
LA Galaxy	2	10/20/1996	10/05/1997
New York Red Bulls	2	11/01/2003	10/23/2004
New York Red Bulls	3	11/04/2010	
Miami Fusion	2	10/04/1998	10/24/1999
San Jose Earthquakes	2	10/30/2010	
Tampa Bay Mutiny	4	10/12/1996	

TEAM HOME UNDEFEATED STREAK LEADERS

TEAM	#	START	STOP
Chicago Fire	11	10/01/1998	10/10/2001
Chicago Fire	3	09/29/2002	11/14/2003
Chicago Fire	6	10/21/2005	11/14/2009
Chivas USA	4	10/22/2006	
Colorado Rapids	2	10/08/1997	10/15/1997
Colorado Rapids	2	09/20/2000	09/28/2002
Colorado Rapids	3	11/04/2003	10/22/2005
Colorado Rapids	3	10/28/2010	10/27/2011
Columbus Crew	4	09/30/1998	11/07/1999
Columbus Crew	4	10/31/2004	11/23/2008
D.C. United	12	09/27/1996	11/13/1999
D.C. United	2	10/30/2004	11/06/2004
D.C. United	3	11/01/2007	
FC Dallas	3	10/16/1999	11/07/1999
FC Dallas	4	09/23/2001	10/29/2005
FC Dallas	2	10/27/2007	10/30/2010
Houston Dynamo	4	10/29/2006	11/10/2007
Houston Dynamo	4	11/08/2009	
Sporting Kansas City	10	09/16/2000	11/05/2004
Sporting Kansas City	3	10/27/2007	11/02/2011
LA Galaxy	3	09/29/1996	10/10/1996
LA Galaxy	3	10/17/1999	11/11/1999
LA Galaxy	5	09/20/2000	10/13/2001
LA Galaxy	10	09/25/2002	11/07/2010
LA Galaxy	4	11/03/2011	11/01/2012
LA Galaxy	2	11/11/2012	
New York Red Bulls	3	09/15/2000	09/26/2001
New York Red Bulls	2	10/27/2007	11/01/2008
Miami Fusion	3	09/22/2001	10/10/2001
New England Revolution	5	09/19/2000	10/12/2002
New England Revolution	4	11/09/2003	11/06/2005
New England Revolution	4	10/28/2006	11/08/2007
New England Revolution	2	10/30/2008	
Real Salt Lake	3	10/31/2009	10/29/2011
San Jose Earthquakes	3	09/26/1996	10/14/2001
San Jose Earthquakes	4	11/09/2003	10/29/2005
Seattle Sounders FC	3	11/02/2011	

TEAM ROAD WINNING STREAK LEADERS

TEAM	#	START	STOP
Chicago Fire	2	10/05/1998	10/10/1998
Chicago Fire	2	11/01/2003	10/30/2005
Colorado Rapids	2	10/04/1997	10/12/1997
Colorado Rapids	2	11/06/2010	11/21/2010
D.C. United	5	10/12/1996	10/04/1998
D.C. United	2	10/23/2004	11/14/2004
Houston Dynamo	2	10/30/2011	11/06/2011
LA Galaxy	2	10/09/2002	10/20/2002
LA Galaxy	2	11/05/2005	11/13/2005
LA Galaxy	3	10/31/2010	11/07/2012
New York Red Bulls	2	11/09/2008	11/15/2008
New York Red Bulls	2	10/30/2010	10/26/2011
New England Revolution	2	10/09/2002	11/01/2003
San Jose Earthquakes	2	10/17/2001	10/21/2001

TEAM ROAD UNDEFEATED STREAK LEADERS

TEAM	#	START	STOP
Chicago Fire	2	10/05/1998	10/10/1998
Chicago Fire	2	11/01/2003	10/30/2005
Colorado Rapids	2	10/04/1997	10/12/1997
Colorado Rapids	2	10/29/2005	10/28/2006
Columbus Crew	3	09/25/2002	10/12/2002
D.C. United	5	10/12/1996	10/04/1998
D.C. United	4	10/23/2004	10/21/2006
FC Dallas	2	10/22/2005	10/21/2006
FC Dallas	2	11/06/2010	
Houston Dynamo	3	11/18/2007	10/29/2009
Houston Dynamo	2	10/30/2011	11/06/2011
LA Galaxy	2	09/14/2000	09/29/2000
LA Galaxy	2	10/10/2001	10/17/2001
LA Galaxy	2	10/09/2002	10/20/2002
LA Galaxy	7	10/29/2005	11/07/2012
New York Red Bulls	2	11/09/2008	11/15/2008
New York Red Bulls	2	10/30/2010	10/26/2011
New England Revolution	2	10/09/2002	11/01/2003
New England Revolution	2	10/31/2004	11/06/2004
New England Revolution	2	11/05/2006	10/27/2007
Real Salt Lake	4	11/08/2008	11/22/2009
San Jose Earthquakes	2	10/17/2001	10/21/2001

TEAM ROAD LOSING STREAK LEADERS

TEAM	#	START	STOP
Chicago Fire	5	10/16/1999	10/15/2000
Chicago Fire	3	10/13/2001	10/02/2002
Chicago Fire	2	11/06/2005	10/28/2006
Chicago Fire	2	11/13/2008	
Chivas USA	4	10/29/2006	
Colorado Rapids	6	10/26/1997	09/25/2002
Colorado Rapids	3	10/05/2002	10/30/2004
Colorado Rapids	2	11/05/2006	11/06/2010
Columbus Crew	2	10/11/1998	10/21/1998
Columbus Crew	3	10/31/1999	09/26/2001
Columbus Crew	3	10/31/2009	
D.C. United	2	10/18/1998	10/25/1998
FC Dallas	9	10/15/1997	09/28/2002
Sporting Kansas City	2	10/10/1996	10/08/1997
Sporting Kansas City	5	10/03/2000	10/02/2002
Sporting Kansas City	2	11/15/2003	10/24/2004
Sporting Kansas City	2	11/10/2007	11/08/2008
LA Galaxy	2	10/06/2000	09/26/2001
LA Galaxy	3	11/09/2003	11/05/2004
New York Red Bulls	3	09/27/1996	09/30/1998
New York Red Bulls	2	09/26/2000	10/06/2000
New York Red Bulls	2	10/30/2004	10/29/2005
Miami Fusion	4	09/30/1998	
New England Revolution	4	10/05/1997	09/29/2002
New England Revolution	2	10/22/2005	10/22/2006
New England Revolution	2	11/06/2008	
Real Salt Lake	3	10/30/2010	11/06/2011
San Jose Earthquakes	2	09/29/1996	10/02/1996
San Jose Earthquakes	2	09/28/2002	11/01/2003
San Jose Earthquakes	2	10/30/2004	10/23/2005
Seattle Sounders FC	3	11/08/2009	10/29/2011
Tampa Bay Mutiny	4	10/10/1996	

TEAM WINLESS STREAK LEADERS

TEAM	#	START	STOP
Chicago Fire	4	10/10/2001	09/26/2002
Chicago Fire	2	11/23/2003	10/21/2005
Chicago Fire	3	11/01/2007	10/30/2008
Chicago Fire	2	11/13/2008	11/01/2009
Chicago Fire	2	11/14/2009	
Chivas USA	7	10/29/2006	
Colorado Rapids	9	10/26/1997	09/25/2002
Colorado Rapids	5	10/02/2002	11/08/2003
Colorado Rapids	5	10/30/2004	10/21/2006
Colorado Rapids	2	10/30/2011	
Columbus Crew	2	10/12/1997	10/15/1997
Columbus Crew	3	11/13/1999	09/26/2001
Columbus Crew	6	10/06/2002	11/01/2008
Columbus Crew	3	10/31/2009	10/28/2010
D.C. United	2	11/01/2003	11/09/2003
D.C. United	2	10/21/2005	10/30/2005
D.C. United	5	10/29/2006	11/03/2012
D.C. United	2	11/11/2012	
FC Dallas	4	10/12/1997	10/04/1998
FC Dallas	6	11/11/1999	09/29/2001
FC Dallas	4	09/28/2002	10/29/2005
FC Dallas	2	11/21/2010	
Houston Dynamo	2	11/12/2006	10/27/2007
Houston Dynamo	3	11/01/2008	10/29/2009
Houston Dynamo	2	11/18/2012	
Sporting Kansas City	4	10/10/1996	10/08/1997
Sporting Kansas City	2	09/29/2000	10/03/2000
Sporting Kansas City	2	09/29/2001	09/25/2002
Sporting Kansas City	2	10/02/2002	11/04/2003
Sporting Kansas City	2	11/15/2003	10/24/2004
Sporting Kansas City	4	11/03/2007	11/08/2008
Sporting Kansas City	2	11/06/2011	11/04/2012
LA Galaxy	3	10/20/1996	10/08/1997
LA Galaxy	2	10/10/1998	10/16/1998
LA Galaxy	3	10/06/2000	09/26/2001
LA Galaxy	2	11/09/2003	10/22/2004
New York Red Bulls	4	09/27/1996	10/03/1998
New York Red Bulls	2	10/06/2000	09/23/2001
New York Red Bulls	5	09/29/2001	10/30/2004
New York Red Bulls	6	10/29/2005	11/01/2008
New York Red Bulls	4	10/30/2011	
Miami Fusion	4	09/30/1998	10/24/1999
Miami Fusion	2	10/14/2001	
New England Revolution	3	10/05/1997	09/15/2000
New England Revolution	2	10/12/2002	10/20/2002
New England Revolution	2	11/09/2003	11/14/2003
New England Revolution	3	10/31/2004	10/22/2005
New England Revolution	2	11/13/2005	10/22/2006
New England Revolution	2	11/12/2006	10/27/2007
New England Revolution	3	11/18/2007	11/06/2008
Philadelphia Union	2	10/30/2011	
Real Salt Lake	2	11/08/2008	11/15/2008
Real Salt Lake	4	11/14/2009	11/06/2010
Real Salt Lake	4	11/02/2011	
San Jose Earthquakes	2	09/29/1996	10/02/1996
San Jose Earthquakes	3	09/25/2002	11/01/2003
San Jose Earthquakes	4	10/30/2004	10/30/2010
Seattle Sounders FC	5	10/29/2009	10/29/2011
Tampa Bay Mutiny	8	10/10/1996	

TEAM HOME WINLESS STREAK LEADERS

TEAM	#	START	STOP
Chicago Fire	2	10/10/2001	10/17/2001
Chicago Fire	2	11/23/2003	10/21/2005
Chicago Fire	2	11/14/2009	
Chivas USA	3	11/03/2007	
Colorado Rapids	3	10/05/1998	09/20/2000
Colorado Rapids	2	10/09/2002	11/04/2003
Colorado Rapids	3	10/22/2005	10/21/2006
Columbus Crew	2	10/09/2002	10/31/2004
D.C. United	7	11/06/2004	
FC Dallas	2	10/12/1997	10/04/1998
FC Dallas	2	09/20/2000	09/23/2001
FC Dallas	3	10/02/2002	10/28/2006
FC Dallas	2	11/21/2010	
Sporting Kansas City	2	10/13/1996	10/04/1997
LA Galaxy	2	10/20/1996	10/05/1997
New York Red Bulls	2	11/01/2003	10/23/2004
New York Red Bulls	6	10/21/2006	
Miami Fusion	2	10/04/1998	10/24/1999
New England Revolution	4	10/06/2002	11/09/2003
New England Revolution	2	11/18/2007	10/30/2008
San Jose Earthquakes	3	10/29/2005	
Seattle Sounders FC	2	10/29/2009	10/31/2010
Tampa Bay Mutiny	4	10/12/1996	

TEAM ROAD WINLESS STREAK LEADERS

TEAM	#	START	STOP
Chicago Fire	9	10/16/1999	10/02/2002
Chicago Fire	7	11/06/2005	
Chivas USA	4	10/29/2006	
Colorado Rapids	11	10/26/1997	10/29/2005
Columbus Crew	2	10/11/1998	10/21/1998
Columbus Crew	3	10/31/1999	09/26/2001
Columbus Crew	7	10/06/2002	
D.C. United	2	10/18/1998	10/25/1998
FC Dallas	10	10/15/1997	10/22/2005
FC Dallas	2	11/02/2007	11/06/2010
Houston Dynamo	3	10/22/2006	10/27/2007
Houston Dynamo	3	11/01/2008	11/13/2009
Houston Dynamo	3	11/07/2012	
Sporting Kansas City	14	10/10/1996	11/08/2008
LA Galaxy	4	09/29/2000	10/10/2001
LA Galaxy	4	11/09/2003	10/29/2005
New York Red Bulls	3	09/27/1996	09/30/1998
New York Red Bulls	9	09/26/2000	11/03/2007
New York Red Bulls	2	11/03/2011	
Miami Fusion	4	09/30/1998	
New England Revolution	4	10/05/1997	09/29/2002
New England Revolution	5	11/14/2003	10/22/2006
New England Revolution	3	10/27/2007	
Real Salt Lake	6	11/14/2009	
San Jose Earthquakes	2	09/29/1996	10/02/1996
San Jose Earthquakes	2	09/28/2002	11/01/2003
San Jose Earthquakes	2	10/30/2004	10/23/2005
Seattle Sounders FC	3	11/08/2009	10/29/2011
Tampa Bay Mutiny	4	10/10/1996	

OWN GOALS RECEIVED

DATE	REC	TM	OFF	TM	MIN	PLAYER
09/15/2000	CHI	2	vs	NE	1 54	Mauricio Wright
11/23/2003	CHI	2	vs	SJ	4 54	Chris Roner
10/30/2004	KC	3	vs	SJ	0 48	Brian Ching
11/14/2004	DC	3	at	KC	2 26	Alex Zotinca
11/21/2010	COL	2	at	DAL	1 107	George John
11/03/2012	NY	1	at	DC	1 65	Bill Hamid
11/03/2012	DC	1	vs	NY	1 61	Roy Miller

PENALTY KICK SUMMARY

DATE	TM	OPP	SHOOTER	KEEPER	RES	MN
10/02/1996	DC	2 vs MET	1 Raul Diaz Arce	Tony Meola	G	89
10/02/1996	LA	2 vs SJ	0 Mauricio Cienfuegos	Dave Salzwedel	G	36
10/08/1997	NE	1 vs DC	2 Joe-Max Moore	Scott Garlick	G	72
09/30/1998	MET	3 at CLB	5 Mike Sorber	Juergen Sommer	G	60
10/01/1998	CHI	2 vs COL	1 Lubos Kubik	Marcus Hahnemann	G	50
10/05/1998	CHI	1 at COL	0 Lubos Kubik	Marcus Hahnemann	G	42
10/17/1999	LA	3 vs COL	0 Greg Vanney	Ian Feuer	G	52
10/27/1999	DAL	3 vs CHI	2 Jorge Rodriguez	Zach Thornton	G	84
11/11/1999	LA	3 vs DAL	1 Greg Vanney	Mark Dodd	G	3
11/11/1999	DAL	1 at LA	3 Jason Kreis	Kevin Hartman	G	89
09/14/2000	LA	1 at TB	0 Greg Vanney	Scott Garlick	G	61
09/15/2000	DAL	1 at MET	2 Oscar Pareja	Paul Grafer	S	56
09/19/2000	CHI	1 at NE	2 Hristo Stoitchkov	Jeff Causey	S	46+
09/20/2000	DAL	1 vs MET	2 Jorge Rodriguez	Paul Grafer	G	82
09/24/2000	COL	2 at KC	3 Paul Bravo	Tony Meola	G	94+
10/06/2000	KC	2 vs LA	0 Miklos Molnar	Kevin Hartman	G	21
09/22/2001	CLB	1 vs SJ	3 Robert Warzycha	Joe Cannon	G	54
09/26/2001	KC	3 vs MIA	0 Matt McKeon	Nick Rimando	G	31
10/10/2001	LA	1 at CHI	1 Luis Hernandez	Zach Thornton	S	44
09/25/2002	COL	2 at DAL	4 John Spencer	Matt Jordan	G	75
09/25/2002	LA	3 vs KC	2 Carlos Ruiz	Tony Meola	G	62
09/29/2002	CHI	2 vs NE	1 Ante Razov	Adin Brown	G	43
10/05/2002	COL	0 at LA	4 John Spencer	Kevin Hartman	S	37
11/09/2003	MET	1 at NE	1 Amado Guevara	Adin Brown	G	46+
11/23/2003	CHI	2 vs SJ	4 Ante Razov	Pat Onstad	S	57
10/31/2004	CLB	1 vs NE	1 Ross Paule	Matt Reis	S	24
10/31/2004	CLB	1 vs NE	1 Tony Sanneh	Matt Reis	S	73
11/06/2004	NE	3 at DC	3 Steve Ralston	Nick Rimando	G	44
11/14/2004	KC	2 vs DC	3 Josh Wolff	Nick Rimando	G	58
10/29/2005	DAL	2 vs COL	2 Carlos Ruiz	Joe Cannon	LP	112
10/22/2006	HOU	1 at CHV	2 Dwayne De Rosario	Brad Guzan	S	86
10/29/2006	HOU	2 vs CHV	0 Brad Davis	Brad Guzan	G	64
11/05/2006	COL	1 at HOU	3 Jovan Kirovski	Pat Onstad	G	4
11/08/2008	CHV	2 vs RSL	2 Sacha Kljestan	Nick Rimando	G	30
11/09/2008	NY	3 at HOU	0 Juan Pablo Angel	Pat Onstad	G	36
11/05/2009	RSL	3 at CLB	2 Robbie Findley	William Hesmer	G	47+
11/08/2009	LA	1 vs CHV	0 Landon Donovan	Zach Thornton	G	73
11/13/2009	LA	2 vs HOU	0 Landon Donovan	Pat Onstad	G	109
10/30/2011	KC	2 at COL	0 Teal Bunbury	Matt Pickens	G	59
11/02/2011	SEA	2 vs RSL	0 Osvaldo Alonso	Nick Rimando	G	56
11/03/2011	LA	2 vs NY	1 Landon Donovan	Frank Rost	G	75
11/06/2011	LA	3 vs RSL	1 Landon Donovan	Nick Rimando	G	23
11/03/2012	DC	1 vs NY	1 Chris Pontius	Luis Robles	S	33
11/08/2012	NY	0 vs DC	1 Kenny Cooper	Joe Willis	S	73
11/18/2012	LA	1 at SEA	2 Robbie Keane	Michael Gspurning	G	68
12/01/2012	LA	3 vs HOU	1 Landon Donovan	Tally Hall	G	65
12/01/2012	LA	3 vs HOU	1 Robbie Keane	Tally Hall	G	94+

* Played for more than one team; most recent team listed.



2013 MLS STANDINGS & LEADERS

INCLUDES GAMES OF Sunday, October 27, 2013

	----- OVERALL -----									---- HOME ----					---- ROAD ----				
EASTERN	GP	W	L	T	PTS	GF	GA	GD	W	L	T	GF	GA	W	L	T	GF	GA	
New York	34	17	9	8	59	58	41	17	11	2	4	34	16	6	7	4	24	25	
Sporting KC	34	17	10	7	58	47	30	17	9	5	3	29	15	8	5	4	18	15	
New England	34	14	11	9	51	49	38	11	8	5	4	29	16	6	6	5	20	22	
Houston	34	14	11	9	51	41	41	0	9	4	4	24	17	5	7	5	17	24	
Montreal	34	14	13	7	49	50	49	1	10	4	3	31	20	4	9	4	19	29	
Chicago	34	14	13	7	49	47	52	-5	10	4	3	29	21	4	9	4	18	31	
Philadelphia	34	12	12	10	46	42	44	-2	7	5	5	23	18	5	7	5	19	26	
Columbus	34	12	17	5	41	42	46	-4	7	7	3	19	13	5	10	2	23	33	
Toronto FC	34	6	17	11	29	30	47	-17	4	5	8	23	22	2	12	3	7	25	
D.C. United	34	3	24	7	16	22	59	-37	3	10	4	16	29	0	14	3	6	30	
WESTERN	GP	W	L	T	PTS	GF	GA	GD	W	L	T	GF	GA	W	L	T	GF	GA	
Portland	34	14	5	15	57	54	33	21	11	1	5	29	11	3	4	10	25	22	
Real Salt Lake	34	16	10	8	56	57	41	16	10	3	4	31	16	6	7	4	26	25	
Los Angeles	34	15	11	8	53	53	38	15	11	2	4	32	8	4	9	4	21	30	
Seattle	34	15	12	7	52	42	42	0	10	2	5	29	15	5	10	2	13	27	
Colorado	34	14	11	9	51	45	38	7	10	3	4	30	16	4	8	5	15	22	
San Jose	34	14	11	9	51	35	42	-7	11	1	5	23	13	3	10	4	12	29	
Vancouver	34	13	12	9	48	53	45	8	9	3	5	32	19	4	9	4	21	26	
FC Dallas	34	11	12	11	44	48	52	-4	9	3	5	29	22	2	9	6	19	30	
Chivas USA	34	6	20	8	26	30	67	-37	5	8	4	17	29	1	12	4	13	38	

RECENT RESULTS

Sunday, October 27
Houston 2 at D.C. United 1
New England 1 at Columbus 0
New York 5 vs Chicago 2
Vancouver 3 vs Colorado 0
Seattle 1 vs Los Angeles 1

Saturday, October 26
Sporting KC 2 at Philadelphia 1
Toronto FC 1 vs Montreal 0
San Jose 2 vs FC Dallas 1
Portland 5 at Chivas USA 0

Wednesday, October 23
Real Salt Lake 2 vs Chivas USA 1

Sunday, October 20
New York 3 at Houston 0
Los Angeles 0 vs San Jose 0

GOALS

PLAYER	TEAM	GP	GOALS
Camilo Sanvezzo	VAN	32	22
Mike Magee	CHI*	32	21
Marco Di Vaio	MTL	33	20
Robbie Keane	LA	23	16
Diego Fagundez	NE	31	13
Dominic Oduro	CLB	34	13
Jack McInerney	PHI	31	12
Alvaro Saborio	RSL	16	12
Tim Cahill	NY	27	11
Federico Higuain	CLB	29	11
Blas Perez	DAL	25	11
Chris Wondolowski	SJ	29	11

ASSISTS

PLAYER	TEAM	GP	ASTS
Diego Valeri	POR	31	13
Sebastien Le Toux	PHI	32	12
Robbie Keane	LA	23	11
Javier Morales	RSL	28	10
Brad Davis	HOU	26	9
Landon Donovan	LA	22	9
David Ferreira	DAL	30	9
Thierry Henry	NY	30	9
Federico Higuain	CLB	29	9
Russell Teibert	VAN	24	9

GAME-WINNING GOALS

PLAYER	TEAM	GP	GWG
Chris Wondolowski	SJ	29	8
Mike Magee	CHI*	32	6
Tim Cahill	NY	27	5
Marco Di Vaio	MTL	33	5
Diego Fagundez	NE	31	5
Thierry Henry	NY	30	5
Obafemi Martins	SEA	20	5
Jack McInerney	PHI	31	5
Kenny Miller	VAN	21	5
Dominic Oduro	CLB	34	5
Camilo Sanvezzo	VAN	32	5

GAME-WINNING ASSISTS

PLAYER	TEAM	GP	GWA
Patrice Bernier	MTL	31	5
Landon Donovan	LA	22	5
Sebastien Le Toux	PHI	32	5
Mauro Rosales	SEA	33	5
Graham Zusi	KC	27	5
Boniek Garcia	HOU	22	4
Lee Nguyen	NE	33	4
Shea Salinas	SJ	28	4
16 players tied with 3			

SHOTS			
PLAYER	TEAM	GP	SHOTS
Camilo Sanvezzo	VAN	32	123
Marco Di Vaio	MTL	33	118
Mike Magee	CHI*	32	114
Chris Wondolowski	SJ	29	101
Will Bruin	HOU	30	98
Deshorn Brown	COL	31	97
Giles Barnes	HOU	33	94
Dominic Oduro	CLB	34	92
Thierry Henry	NY	30	91
Federico Higuain	CLB	29	86
Jack McInerney	PHI	31	86

SHOTS ON GOAL			
PLAYER	TEAM	GP	SOG
Camilo Sanvezzo	VAN	32	55
Marco Di Vaio	MTL	33	53
Mike Magee	CHI*	32	50
Chris Wondolowski	SJ	29	44
Dominic Oduro	CLB	34	36
Federico Higuain	CLB	29	31
Jack McInerney	PHI	31	31
Deshorn Brown	COL	31	30
Will Bruin	HOU	30	30
5 players tied with 29			

HAT TRICKS			
PLAYER	TEAM	GP	HATS
Robbie Keane	LA	23	2
Marco Di Vaio	MTL	33	1
Landon Donovan	LA	22	1
Mike Magee	CHI*	32	1
Kekuta Manneh	VAN	20	1
Alvaro Saborio	RSL	16	1
Camilo Sanvezzo	VAN	32	1

MULTI-GOAL GAMES			
PLAYER	TEAM	GP	GAMES
Camilo Sanvezzo	VAN	32	6
Robbie Keane	LA	23	5
Marco Di Vaio	MTL	33	4
10 players tied with 2			

FOULS COMMITTED			
PLAYER	TEAM	GP	FC
Marcelo Sarvas	LA	33	80
Tim Cahill	NY	27	78
Diego Chara	POR	31	74
Oriol Rosell	KC	31	66
Lee Nguyen	NE	33	63
Nigel Reo-Coker	VAN	32	62
Hendry Thomas	COL	27	59
Conor Casey	PHI	31	58
Jackson	DAL	30	57
4 players tied with 54			

FOULS SUFFERED			
PLAYER	TEAM	GP	FS
Darlington Nagbe	POR	34	83
Javier Morales	RSL	28	78
David Ferreira	DAL	30	76
Patrick Nyarko	CHI	30	70
Dominic Oduro	CLB	34	67
Lee Nguyen	NE	33	64
Ned Grabavoy	RSL	32	63
Dillon Powers	COL	30	62
Marcelo Sarvas	LA	33	62
Fabian Espindola	NY	28	58
Felipe Martins	MTL	32	58

OFFSIDES			
PLAYER	TEAM	GP	OFF
Marco Di Vaio	MTL	33	78
Eddie Johnson	SEA	21	42
Deshorn Brown	COL	31	29
Conor Casey	PHI	31	25
Dwayne De Rosario	DC	24	25
Dominic Oduro	CLB	34	25
3 players tied with 24			

CORNER KICKS			
PLAYER	TEAM	GP	CK
Graham Zusi	KC	27	128
Federico Higuain	CLB	29	123
Shea Salinas	SJ	28	123
Brad Davis	HOU	26	115
Landon Donovan	LA	22	108
Javier Morales	RSL	28	108
Mauro Rosales	SEA	33	100
Sebastien Le Toux	PHI	32	95
Mike Magee	CHI*	32	94
Diego Valeri	POR	31	92

CAUTIONS (YELLOW)			
PLAYER	TEAM	GP	CAUT
Aurelien Collin	KC	29	13
Oriol Rosell	KC	31	10
Victor Bernardez	SJ	25	9
Conor Casey	PHI	31	9
Nigel Reo-Coker	VAN	32	9
Marcelo Sarvas	LA	33	9
Matteo Ferrari	MTL	31	8
Gonzalo Segares	CHI	32	8
10 players tied with 7			

EJECTIONS (RED CARDS)			
PLAYER	TEAM	GP	EJECT
Dimitry Imbongo	NE	21	3
Osvaldo Alonso	SEA	26	2
Yordany Alvarez	RSL	18	2
Victor Bernardez	SJ	25	2
Andy Dorman	NE	12	2
Jackson	DAL	30	2
Doneil Henry	TOR	20	2
Zach Scott	SEA	21	2
Bakary Soumare	CHI*	25	2
60 players tied with 1			

GAMES PLAYED		
PLAYER	TEAM	GP
Eric Alexander	NY	34
Jalil Anibaba	CHI	34
Austin Berry	CHI	34
Sam Cronin	SJ	34
Jose Goncalves	NE	34
Tally Hall	HOU	34
Zac MacMath	PHI	34
Darlington Nagbe	POR	34
Jimmy Nielsen	KC	34
Dominic Oduro	CLB	34
Luis Robles	NY	34

GAMES STARTED		
PLAYER	TEAM	GS
Jalil Anibaba	CHI	34
Austin Berry	CHI	34
Sam Cronin	SJ	34
Jose Goncalves	NE	34
Tally Hall	HOU	34
Zac MacMath	PHI	34
Darlington Nagbe	POR	34
Jimmy Nielsen	KC	34
Dominic Oduro	CLB	34
Luis Robles	NY	34

MINUTES PLAYED		
PLAYER	TEAM	MIN
Jalil Anibaba	CHI	3060
Austin Berry	CHI	3060
Jose Goncalves	NE	3060
Tally Hall	HOU	3060
Zac MacMath	PHI	3060
Jimmy Nielsen	KC	3060
Luis Robles	NY	3060
Sam Cronin	SJ	2971
Joseph Bendik	TOR	2970
Jon Busch	SJ	2970
Troy Perkins	MTL	2970

GOALKEEPING LEADERS

PLAYER	TEAM	GP	MIN	SHTS	SVS	GA	GAA	W-L-T	SHO
Matt Reis	NE	12	995	37	29	8	0.72	7-0-4	5
Jimmy Nielsen	KC	34	3060	98	68	30	0.88	17-10-7	13
Donovan Ricketts	POR	32	2880	123	92	31	0.97	13-5-14	14
Nick Rimando	RSL	27	2430	110	82	28	1.04	14-7-6	9
Clint Irwin	COL	32	2873	126	91	35	1.10	14-9-9	10
Tally Hall	HOU	34	3060	136	95	41	1.21	14-11-9	9
Luis Robles	NY	34	3060	144	103	41	1.21	17-9-8	11
David Ousted	VAN	13	1170	53	37	16	1.23	4-5-4	4
Jon Busch	SJ	33	2970	142	101	41	1.24	13-11-9	9
Michael Gspurning	SEA	28	2475	111	76	35	1.27	12-9-6	10
Carlo Cudicini	LA	21	1890	66	39	27	1.29	9-8-4	7
Zac MacMath	PHI	34	3060	145	101	44	1.29	12-12-10	12
Bobby Shuttleworth	NE	23	2063	94	64	30	1.31	7-11-5	9
Andy Gruenebaum	CLB	21	1890	99	71	28	1.33	5-11-5	4
Brad Knighton	VAN	11	990	50	35	15	1.36	6-3-2	2
Matt Lampson	CLB	13	1170	61	43	18	1.38	7-6-0	5
Sean Johnson	CHI	28	2520	132	93	39	1.39	12-10-6	6
Joseph Bendik	TOR	33	2970	136	90	46	1.39	6-16-11	4
Joe Cannon	VAN	10	900	45	31	14	1.40	3-4-3	1
Troy Perkins	MTL	33	2970	158	110	48	1.45	14-12-7	8
Bill Hamid	DC	25	2250	119	80	39	1.56	2-17-6	4
Raul Fernandez	DAL	26	2340	129	88	41	1.58	7-10-9	7
Dan Kennedy	CHV	31	2754	158	104	54	1.76	6-17-8	3
Minimum: 900 minutes played									

GOALKEEPER WINS

PLAYER	TEAM	GP	WON
Jimmy Nielsen	KC	34	17
Luis Robles	NY	34	17
Tally Hall	HOU	34	14
Clint Irwin	COL	32	14
Troy Perkins	MTL	33	14
Nick Rimando	RSL	27	14
Jon Busch	SJ	33	13
Donovan Ricketts	POR	32	13
Michael Gspurning	SEA	28	12
Sean Johnson	CHI	28	12
Zac MacMath	PHI	34	12

GOALKEEPER LOSSES

PLAYER	TEAM	GP	LOST
Bill Hamid	DC	25	17
Dan Kennedy	CHV	31	17
Joseph Bendik	TOR	33	16
Zac MacMath	PHI	34	12
Troy Perkins	MTL	33	12
Jon Busch	SJ	33	11
Andy Gruenebaum	CLB	21	11
Tally Hall	HOU	34	11
Bobby Shuttleworth	NE	23	11
Raul Fernandez	DAL	26	10
Sean Johnson	CHI	28	10
Jimmy Nielsen	KC	34	10

MINUTES PLAYED IN GOAL

PLAYER	TEAM	MIN
Tally Hall	HOU	3060
Zac MacMath	PHI	3060
Jimmy Nielsen	KC	3060
Luis Robles	NY	3060
Joseph Bendik	TOR	2970
Jon Busch	SJ	2970
Troy Perkins	MTL	2970
Donovan Ricketts	POR	2880
Clint Irwin	COL	2873
Dan Kennedy	CHV	2754

SAVES PERCENTAGE

PLAYER	TEAM	GP	SAVES	SOG	PCT
Nick Rimando	RSL	27	82	112	73.2
Donovan Ricketts	POR	32	92	126	73.0
Jon Busch	SJ	33	101	142	71.1
Andy Gruenebaum	CLB	21	71	100	71.0
Sean Johnson	CHI	28	93	132	70.5
Luis Robles	NY	34	103	147	70.1
Troy Perkins	MTL	33	110	159	69.2
Clint Irwin	COL	32	91	132	68.9
Zac MacMath	PHI	34	101	147	68.7
Matt Lampson	CLB	13	43	63	68.3
Minimum: 40 saves					

SAVES

PLAYER	TEAM	GP	SVS
Troy Perkins	MTL	33	110
Dan Kennedy	CHV	31	104
Luis Robles	NY	34	103
Jon Busch	SJ	33	101
Zac MacMath	PHI	34	101
Tally Hall	HOU	34	95
Sean Johnson	CHI	28	93
Donovan Ricketts	POR	32	92
Clint Irwin	COL	32	91
Joseph Bendik	TOR	33	90

SHUTOUTS

PLAYER	TEAM	GP	SHO
Donovan Ricketts	POR	32	14
Jimmy Nielsen	KC	34	13
Zac MacMath	PHI	34	12
Luis Robles	NY	34	11
Michael Gspurning	SEA	28	10
Clint Irwin	COL	32	10
Jon Busch	SJ	33	9
Tally Hall	HOU	34	9
Nick Rimando	RSL	27	9
Bobby Shuttleworth	NE	23	9

LONGEST SHUTOUT STREAKS (MINUTES)

PLAYER	MIN	START	END
Jimmy Nielsen, KC	546	3/09/2013	4/20/2013
Bobby Shuttleworth, NE	420	5/11/2013	6/15/2013
Jimmy Nielsen, KC	412	9/27/2013	10/26/2013
Donovan Ricketts, POR	401	5/18/2013	7/07/2013
Jon Busch, SJ	341	9/21/2013	current
Donovan Ricketts, POR	323	9/14/2013	10/06/2013
Matt Reis, NE	320	3/09/2013	8/25/2013
Donovan Ricketts, POR	312	3/30/2013	4/21/2013
Michael Gspurning, SEA	311	8/17/2013	9/07/2013
Tally Hall, HOU	298	4/28/2013	5/12/2013

TEAM ATTENDANCE REPORT

	HOME GAMES			ROAD GAMES		
	DATES	TOTAL	AVERAGE	DATES	TOTAL	AVERAGE
Chicago Fire	17	258,880	15,228	17	336,354	19,786
Chivas USA	17	142,224	8,366	17	341,534	20,090
Colorado Rapids	17	263,479	15,499	17	300,635	17,684
Columbus Crew	17	273,364	16,080	17	292,954	17,233
FC Dallas	17	261,346	15,373	17	319,348	18,785
D.C. United	17	231,979	13,646	17	307,863	18,110
Houston Dynamo	17	338,690	19,923	17	298,077	17,534
Sporting Kansas City	17	335,058	19,709	17	295,922	17,407
LA Galaxy	17	370,084	21,770	17	401,133	23,596
Montreal Impact	17	350,259	20,603	17	298,723	17,572
New England Revolution	17	252,346	14,844	17	320,065	18,827
New York Red Bulls	17	330,832	19,461	17	321,735	18,926
Philadelphia Union	17	303,746	17,867	17	280,615	16,507
Portland Timbers	17	351,458	20,674	17	334,128	19,655
Real Salt Lake	17	326,699	19,218	17	319,870	18,816
San Jose Earthquakes	17	217,009	12,765	17	309,813	18,224
Seattle Sounders FC	17	748,652	44,038	17	302,348	17,785
Toronto FC	17	308,233	18,131	17	292,974	17,234
Vancouver Whitecaps FC	17	341,653	20,097	17	331,900	19,524
MLS Totals	323	6,005,991	18,594	323	6,005,991	18,594

TEAM TOTALS

TEAM	GP	G	A	SHT	SOG	PG	PA	BK	FC	FS	OFF	CK	C	E
Chicago Fire	34	47	39	505	182	3	5	2	394	401	62	176	50	5
Chivas USA	34	30	22	333	111	1	3	9	465	402	52	130	65	8
Colorado Rapids	34	45	39	460	141	3	4	6	426	401	71	150	42	4
Columbus Crew	34	42	31	479	151	6	9	3	460	435	89	154	63	2
FC Dallas	34	48	40	431	152	3	4	4	416	480	93	176	54	5
D.C. United	34	22	20	400	125	2	3	3	393	411	101	187	52	0
Houston Dynamo	34	41	43	471	143	3	5	7	372	377	69	202	40	3
Sporting Kansas City	34	47	43	501	155	4	4	3	511	452	50	171	67	1
LA Galaxy	34	53	53	489	167	6	8	3	386	403	44	217	36	1
Montreal Impact	34	50	49	417	168	4	4	2	370	480	125	141	62	1
New England Revolution	34	49	45	398	148	3	5	4	440	452	66	155	48	8
New York Red Bulls	34	58	57	404	145	3	3	5	437	353	96	139	40	5
Philadelphia Union	34	42	41	459	151	0	0	3	438	417	78	172	63	3
Portland Timbers	34	54	53	445	156	3	3	4	436	450	94	170	48	3
Real Salt Lake	34	57	50	449	168	6	7	4	400	421	67	165	60	6
San Jose Earthquakes	34	35	37	439	140	2	2	0	411	425	86	201	59	7
Seattle Sounders FC	34	42	36	411	129	3	4	3	446	425	92	169	44	10
Toronto FC	34	30	23	345	109	2	2	4	435	432	76	163	67	6
Vancouver Whitecaps FC	34	53	47	438	155	6	6	2	387	406	72	139	46	1

TEAM RANKS

TEAM	G	A	SHT	SOG	BLK	FC	FS	OFF	CK	C
Chicago Fire	9	12	1	1	16	14	16	16	5	11
Chivas USA	17	18	19	18	1	2	14	17	19	3
Colorado Rapids	11	12	6	14	3	10	16	12	15	16
Columbus Crew	12	16	4	9	10	3	6	7	14	4
FC Dallas	8	11	12	8	5	11	2	5	5	9
D.C. United	19	19	16	17	10	15	12	2	4	10
Houston Dynamo	15	8	5	13	2	18	18	13	2	17
Sporting Kansas City	9	8	2	6	10	1	3	18	8	1
LA Galaxy	4	2	3	4	10	17	15	19	1	19
Montreal Impact	6	5	13	2	16	19	1	1	16	6
New England Revolution	7	7	17	11	5	5	5	15	13	12
New York Red Bulls	1	1	15	12	4	7	19	3	17	17
Philadelphia Union	12	10	7	9	10	6	10	9	7	4
Portland Timbers	3	2	9	5	5	8	4	4	9	12
Real Salt Lake	2	4	8	2	5	13	10	14	11	7
San Jose Earthquakes	16	14	10	15	19	12	8	8	3	8
Seattle Sounders FC	12	15	14	16	10	4	9	6	10	15
Toronto FC	17	17	18	19	5	9	7	10	12	1
Vancouver Whitecaps FC	4	6	11	6	16	16	13	11	17	14

TEAM vs TEAM RECORDS

TEAM	VS CHI	VS CHV	VS COL	VS CLB	VS DAL	VS DC	VS HOU	VS KC	VS LA	VS MTL	VS NE	VS NY	VS PHI	VS POR	VS RSL	VS SJ	VS SEA	VS TOR	VS VAN
Chicago Fire	---	0-1-0	1-0-0	2-1-0	1-0-0	3-0-0	0-1-2	1-1-1	0-1-0	1-1-1	1-2-0	1-1-0	1-2-0	0-0-1	0-0-1	1-0-0	0-1-0	1-0-1	0-1-0
Chivas USA	1-0-0	---	0-2-1	0-1-0	1-1-1	1-0-0	0-1-0	0-1-0	0-2-1	0-0-1	1-0-0	0-1-0	0-2-1	0-3-0	0-2-1	0-3-0	0-3-0	1-0-0	1-1-1
Colorado Rapids	0-1-0	2-0-1	---	1-0-0	1-1-1	0-0-1	0-0-1	0-1-0	2-1-0	1-0-0	1-0-0	0-1-0	0-2-1	1-0-2	0-2-1	1-1-1	1-1-1	1-0-0	2-1-0
Columbus Crew	1-2-0	1-0-0	0-1-0	---	1-0-0	2-0-0	1-1-1	0-3-0	0-1-0	2-0-1	0-3-0	1-1-1	1-0-0	0-1-0	0-0-1	0-1-0	0-1-0	2-1-0	0-1-0
FC Dallas	0-1-0	1-1-1	1-1-1	0-1-0	---	1-0-0	1-0-0	0-0-1	1-1-1	0-0-1	1-0-0	0-1-0	0-0-1	0-2-1	1-1-1	1-1-1	1-2-0	0-0-1	2-0-1
D.C. United	0-3-0	0-1-0	0-0-1	0-2-0	0-1-0	---	0-3-0	0-2-1	0-0-1	1-1-0	0-2-1	0-2-1	0-2-1	0-1-0	1-0-0	1-0-0	0-1-0	0-2-1	0-1-0
Houston Dynamo	1-0-2	1-0-0	0-0-1	1-1-1	0-1-0	3-0-0	---	0-1-2	1-0-0	1-2-0	1-1-1	0-3-0	2-0-0	0-1-0	0-1-0	1-0-0	1-0-0	0-0-2	1-0-0
Sporting Kansas City	1-1-1	1-0-0	1-0-0	3-0-0	0-0-1	2-0-1	1-0-2	---	0-1-0	1-2-0	1-0-1	1-1-0	2-1-0	0-1-0	1-0-0	0-1-0	0-1-0	2-1-0	0-0-1
LA Galaxy	1-0-0	2-0-1	1-2-0	1-0-0	1-1-1	0-0-1	0-1-0	1-0-0	---	1-0-0	0-1-0	0-1-0	1-0-0	0-2-1	2-1-0	1-1-1	1-0-2	0-0-1	2-1-0
Montreal Impact	1-1-1	0-0-1	0-1-0	0-2-1	0-0-1	1-1-0	2-1-0	2-1-0	0-1-0	---	1-1-0	1-2-0	2-0-1	1-0-0	1-0-0	0-0-1	1-0-0	1-1-1	0-1-0
New England Revolution	2-1-0	0-0-1	0-1-0	3-0-0	0-1-0	2-0-1	1-1-1	0-1-1	1-0-0	1-1-0	---	0-1-2	2-1-0	0-0-1	0-1-0	1-0-0	0-0-1	1-1-1	0-1-0
New York Red Bulls	1-1-0	0-1-0	0-1-0	1-1-1	1-0-0	2-0-1	3-0-0	1-1-0	1-0-0	2-1-0	1-0-2	---	1-1-1	0-0-1	1-0-0	0-1-0	0-0-1	2-0-1	0-1-0
Philadelphia Union	2-1-0	1-0-0	1-0-0	1-0-1	0-0-1	2-0-1	0-2-0	1-2-0	0-1-0	0-2-1	1-2-0	1-1-1	---	0-0-1	0-0-1	0-1-0	0-0-1	1-0-2	1-0-0
Portland Timbers	0-0-1	2-0-1	2-0-1	0-1-0	2-0-1	1-0-0	1-0-0	2-0-1	1-0-0	0-0-1	0-1-0	0-0-1	0-0-1	---	0-1-2	1-1-1	1-1-1	1-0-0	0-0-3
Real Salt Lake	0-0-1	3-0-0	0-1-2	1-0-0	1-1-1	0-1-0	1-0-0	0-1-0	1-2-0	0-1-0	1-0-0	0-1-0	0-0-1	1-0-2	---	2-1-0	2-1-0	1-0-0	2-0-1
San Jose Earthquakes	0-1-0	2-0-1	2-0-1	0-0-1	1-1-1	0-1-0	0-1-0	1-0-0	1-1-1	0-0-1	0-1-0	1-0-0	1-0-0	1-1-1	1-2-0	---	2-1-0	1-0-0	0-1-2
Seattle Sounders FC	1-0-0	3-0-0	1-1-1	1-0-0	2-1-0	1-0-0	0-1-0	1-0-0	0-1-2	0-1-0	0-0-1	0-0-1	1-1-1	1-1-1	1-2-0	1-2-0	---	1-0-0	1-2-0
Toronto FC	0-1-1	0-1-0	0-1-0	1-2-0	0-0-1	2-0-1	0-0-2	1-2-0	0-0-1	1-1-1	1-1-1	0-2-1	0-1-2	0-1-0	0-1-0	0-1-0	0-1-0	---	0-1-0
Vancouver Whitecaps FC	1-0-0	1-1-1	1-2-0	1-0-0	0-2-1	1-0-0	0-1-0	0-0-1	1-2-0	1-0-0	1-0-0	1-0-0	0-1-0	0-0-3	0-2-1	1-0-2	2-1-0	1-0-0	---

TEAM vs TEAM AGGREGATE GOALS

TEAM	VS CHI	VS CHV	VS COL	VS CLB	VS DAL	VS DC	VS HOU	VS KC	VS LA	VS MTL	VS NE	VS NY	VS PHI	VS POR	VS RSL	VS SJ	VS SEA	VS TOR	VS VAN
Chicago Fire	---	1-4	2-1	3-4	3-2	9-1	3-4	2-2	0-4	4-5	3-5	5-6	2-3	2-2	1-1	3-2	1-2	2-1	1-3
Chivas USA	4-1	---	1-4	0-3	4-4	1-0	1-5	0-4	1-7	1-1	1-1	3-2	1-3	1-9	2-7	2-5	1-5	1-0	5-6
Colorado Rapids	1-2	4-1	---	2-0	4-4	0-0	1-1	1-2	3-1	4-3	2-1	2-0	1-2	2-6	4-3	2-4	6-3	1-0	5-5
Columbus Crew	4-3	3-0	0-2	---	4-2	5-1	4-4	2-7	1-2	5-2	2-6	4-3	1-4	1-0	0-4	1-1	0-1	4-2	1-2
FC Dallas	2-3	4-4	4-4	2-4	---	2-1	3-2	2-2	4-5	0-0	1-0	0-1	2-2	2-4	3-4	4-4	4-7	2-2	7-3
D.C. United	1-9	0-1	0-0	1-5	1-2	---	1-8	1-3	2-2	4-3	2-4	1-4	3-6	0-2	1-0	1-0	0-2	3-7	0-1
Houston Dynamo	4-3	5-1	1-1	4-4	2-3	8-1	---	1-2	1-0	1-7	3-4	1-9	2-0	0-2	0-1	2-0	3-1	1-1	2-1
Sporting Kansas City	2-2	4-0	2-1	7-2	2-2	3-1	2-1	---	0-2	3-3	3-0	3-3	5-3	2-3	2-1	0-1	0-1	6-3	1-1
LA Galaxy	4-0	7-1	1-3	2-1	5-4	2-2	0-1	2-0	---	1-0	0-5	0-1	4-1	1-3	7-5	5-3	6-2	2-2	4-4
Montreal Impact	5-4	1-1	3-4	2-5	0-0	3-4	7-1	3-3	0-1	---	4-3	2-6	7-4	2-1	3-2	2-2	1-0	5-5	0-3
New England Revolution	5-3	1-1	1-2	6-2	0-1	4-2	4-3	0-3	5-0	3-4	---	4-7	7-2	0-0	1-2	2-0	0-0	3-2	3-4
New York Red Bulls	6-5	2-3	0-2	3-4	1-0	4-1	9-1	3-3	1-0	6-2	7-4	---	2-4	3-3	4-3	1-2	1-1	4-1	1-2
Philadelphia Union	3-2	3-1	2-1	4-1	2-2	6-3	0-2	3-5	1-4	4-7	2-7	4-2	---	0-0	2-2	0-1	2-2	3-2	1-0
Portland Timbers	2-2	9-1	6-2	0-1	4-2	2-0	2-0	3-2	3-1	1-2	0-0	3-3	0-0	---	5-7	3-3	2-2	4-0	5-5
Real Salt Lake	1-1	7-2	3-4	4-0	4-3	0-1	1-0	1-2	5-7	2-3	2-1	3-4	2-2	7-5	---	6-2	4-3	1-0	4-1
San Jose Earthquakes	2-3	5-2	4-2	1-1	4-4	0-1	0-2	1-0	3-5	2-2	0-2	2-1	1-0	3-3	2-6	---	2-4	2-1	1-3
Seattle Sounders FC	2-1	5-1	3-6	1-0	7-4	2-0	1-3	1-0	2-6	0-1	0-0	1-1	2-2	2-2	3-4	4-2	---	2-1	4-8
Toronto FC	1-2	0-1	0-1	2-4	2-2	7-3	1-1	3-6	2-2	5-5	3-3	1-4	2-3	0-4	0-1	1-2	1-2	---	0-1
Vancouver Whitecaps FC	3-1	6-5	5-5	2-1	3-7	1-0	1-2	1-1	4-4	3-0	4-3	2-1	0-1	5-5	1-4	3-1	8-4	1-0	---

TEAM GOALS SCORED INTERVALS

TEAM	GP	G	1-15	16-30	31-45	46-60	61-75	76-90	OT
New York Red Bulls	34	58	9	9	7	8	5	20	0
Real Salt Lake	34	57	7	3	12	11	5	19	0
Portland Timbers	34	54	3	7	10	13	5	16	0
LA Galaxy	34	53	7	9	9	3	11	14	0
Vancouver Whitecaps FC	34	53	6	4	9	7	13	14	0
Montreal Impact	34	50	5	5	13	9	7	11	0
New England Revolution	34	49	6	5	4	8	10	16	0
FC Dallas	34	48	5	5	4	8	10	16	0
Sporting Kansas City	34	47	7	5	9	9	6	11	0
Chicago Fire	34	47	7	9	6	8	6	11	0
Colorado Rapids	34	45	7	4	7	8	10	9	0
Columbus Crew	34	42	8	5	3	7	12	7	0
Seattle Sounders FC	34	42	6	11	7	4	7	7	0
Philadelphia Union	34	42	6	7	5	5	5	14	0
Houston Dynamo	34	41	3	7	6	6	5	14	0
San Jose Earthquakes	34	35	4	5	3	8	4	11	0
Chivas USA	34	30	6	4	2	8	3	7	0
Toronto FC	34	30	4	8	3	3	5	7	0
D.C. United	34	22	5	5	4	3	2	3	0

TEAM GOALS ALLOWED INTERVALS

TEAM	GP	G	1-15	16-30	31-45	46-60	61-75	76-90	OT
Sporting Kansas City	34	30	2	5	6	7	4	6	0
Portland Timbers	34	33	6	9	2	7	3	6	0
Colorado Rapids	34	38	7	3	7	5	10	6	0
New England Revolution	34	38	7	4	5	7	4	11	0
LA Galaxy	34	38	1	6	4	5	4	18	0
New York Red Bulls	34	41	7	2	6	4	5	17	0
Houston Dynamo	34	41	3	2	9	10	12	5	0
Real Salt Lake	34	41	7	4	5	6	6	13	0
San Jose Earthquakes	34	42	3	10	7	7	8	7	0
Seattle Sounders FC	34	42	7	6	11	8	3	7	0
Philadelphia Union	34	44	6	4	3	6	16	9	0
Vancouver Whitecaps FC	34	45	10	4	4	11	5	11	0
Columbus Crew	34	46	5	7	9	7	4	14	0
Toronto FC	34	47	4	9	9	5	5	15	0
Montreal Impact	34	49	9	10	3	4	8	15	0
Chicago Fire	34	52	7	6	4	9	13	13	0
FC Dallas	34	52	4	8	9	7	9	15	0
D.C. United	34	59	12	11	8	10	4	14	0
Chivas USA	34	67	4	7	12	11	8	25	0

GOAL-SCORING TOTALS

TEAM	OVERALL	GOALS FOR		GOALS AGAINST	
	RECORD	TOTAL	AVG	TOTAL	AVG
New York Red Bulls	17-9-8	58	1.71	41	1.21 (6th)
Real Salt Lake	16-10-8	57	1.68	41	1.21 (6th)
Portland Timbers	14-5-15	54	1.59	33	0.97 (2d)
LA Galaxy	15-11-8	53	1.56	38	1.12 (3d)
Vancouver Whitecaps FC	13-12-9	53	1.56	45	1.32 (12th)
Montreal Impact	14-13-7	50	1.47	49	1.44 (15th)
New England Revolution	14-11-9	49	1.44	38	1.12 (3d)
FC Dallas	11-12-11	48	1.41	52	1.53 (16th)
Chicago Fire	14-13-7	47	1.38	52	1.53 (16th)
Sporting Kansas City	17-10-7	47	1.38	30	0.88 (1st)
Colorado Rapids	14-11-9	45	1.32	38	1.12 (3d)
Columbus Crew	12-17-5	42	1.24	46	1.35 (13th)
Philadelphia Union	12-12-10	42	1.24	44	1.29 (11th)
Seattle Sounders FC	15-12-7	42	1.24	42	1.24 (9th)
Houston Dynamo	14-11-9	41	1.21	41	1.21 (6th)
San Jose Earthquakes	14-11-9	35	1.03	42	1.24 (9th)
Chivas USA	6-20-8	30	0.88	67	1.97 (19th)
Toronto FC	6-17-11	30	0.88	47	1.38 (14th)
D.C. United	3-24-7	22	0.65	59	1.74 (18th)
		845	2.62 goals per game		

RECORD IN ONE-GOAL GAMES

TEAM	-REGULATION-OT-				--- SHOOTOUT ---				---- BOTH ----			
	W	L	T	PCT	W	L	T	PCT	W	L	T	PCT
San Jose Earthquakes	13	4	0	.765	0	0	0	---	13	4	0	.765
Houston Dynamo	8	3	0	.727	0	0	0	---	8	3	0	.727
Portland Timbers	8	4	0	.667	0	0	0	---	8	4	0	.667
Seattle Sounders FC	9	5	0	.643	0	0	0	---	9	5	0	.643
New York Red Bulls	9	5	0	.643	0	0	0	---	9	5	0	.643
Chicago Fire	10	6	0	.625	0	0	0	---	10	6	0	.625
Sporting Kansas City	11	9	0	.550	0	0	0	---	11	9	0	.550
Real Salt Lake	7	6	0	.538	0	0	0	---	7	6	0	.538
Philadelphia Union	8	7	0	.533	0	0	0	---	8	7	0	.533
Montreal Impact	9	8	0	.529	0	0	0	---	9	8	0	.529
FC Dallas	6	6	0	.500	0	0	0	---	6	6	0	.500
Colorado Rapids	8	9	0	.471	0	0	0	---	8	9	0	.471
LA Galaxy	6	7	0	.462	0	0	0	---	6	7	0	.462
New England Revolution	6	8	0	.429	0	0	0	---	6	8	0	.429
Vancouver Whitecaps FC	5	8	0	.385	0	0	0	---	5	8	0	.385
Chivas USA	4	7	0	.364	0	0	0	---	4	7	0	.364
Toronto FC	5	12	0	.294	0	0	0	---	5	12	0	.294
Columbus Crew	4	11	0	.267	0	0	0	---	4	11	0	.267
D.C. United	2	13	0	.133	0	0	0	---	2	13	0	.133

CONSECUTIVE MINUTES WITHOUT SCORING A GOAL

TEAM	MIN	START	END
FC Dallas	465	7/04/2013	8/11/2013
Toronto FC	423	7/03/2013	7/27/2013
D.C. United	407	6/22/2013	7/20/2013
New England Revolution	394	3/09/2013	4/20/2013
Houston Dynamo	388	6/01/2013	7/06/2013
Chicago Fire	361	4/20/2013	5/25/2013
Philadelphia Union	346	8/25/2013	9/27/2013
Montreal Impact	337	9/28/2013	10/19/2013
Chicago Fire	334	3/03/2013	3/24/2013
Toronto FC	322	5/08/2013	6/01/2013

CONSECUTIVE MINUTES WITHOUT ALLOWING A GOAL

TEAM	MIN	START	END
Sporting Kansas City	546	3/09/2013	4/20/2013
San Jose Earthquakes	431	9/21/2013	10/26/2013
New England Revolution	420	5/11/2013	6/15/2013
Sporting Kansas City	412	9/27/2013	10/26/2013
LA Galaxy	338	9/29/2013	10/27/2013
Portland Timbers	323	9/14/2013	10/06/2013
Portland Timbers	312	3/30/2013	4/21/2013
Seattle Sounders FC	311	8/17/2013	9/07/2013
Houston Dynamo	298	4/28/2013	5/12/2013
New York Red Bulls	297	9/08/2013	9/29/2013

HOME RECORDS

TEAM	W	L	T	PCT
Portland Timbers	11	1	5	.794
San Jose Earthquakes	11	1	5	.794
New York Red Bulls	11	2	4	.765
LA Galaxy	11	2	4	.765
Seattle Sounders FC	10	2	5	.735
Colorado Rapids	10	3	4	.706
Real Salt Lake	10	3	4	.706
Montreal Impact	10	4	3	.676
Chicago Fire	10	4	3	.676
FC Dallas	9	3	5	.676
Vancouver Whitecaps FC	9	3	5	.676
Houston Dynamo	9	4	4	.647
Sporting Kansas City	9	5	3	.618
New England Revolution	8	5	4	.588
Philadelphia Union	7	5	5	.559
Columbus Crew	7	7	3	.500
Toronto FC	4	5	8	.471
Chivas USA	5	8	4	.412
D.C. United	3	10	4	.294

HOME GOAL-SCORING TOTALS

TEAM	W	L	T	GF	AVG	GA	AVG
New York Red Bulls	11	2	4	34	2.00	16	0.94
LA Galaxy	11	2	4	32	1.88	8	0.47
Vancouver Whitecaps FC	9	3	5	32	1.88	19	1.12
Montreal Impact	10	4	3	31	1.82	20	1.18
Real Salt Lake	10	3	4	31	1.82	16	0.94
Colorado Rapids	10	3	4	30	1.76	16	0.94
Seattle Sounders FC	10	2	5	29	1.71	15	0.88
Portland Timbers	11	1	5	29	1.71	11	0.65
Chicago Fire	10	4	3	29	1.71	21	1.24
New England Revolution	8	5	4	29	1.71	16	0.94
Sporting Kansas City	9	5	3	29	1.71	15	0.88
FC Dallas	9	3	5	29	1.71	22	1.29
Houston Dynamo	9	4	4	24	1.41	17	1.00
Philadelphia Union	7	5	5	23	1.35	18	1.06
Toronto FC	4	5	8	23	1.35	22	1.29
San Jose Earthquakes	11	1	5	23	1.35	13	0.76
Columbus Crew	7	7	3	19	1.12	13	0.76
Chivas USA	5	8	4	17	1.00	29	1.71
D.C. United	3	10	4	16	0.94	29	1.71

FIRST-HALF GOAL-SCORING TOTALS

TEAM	W	L	T	GF	AVG	GA	AVG
New York Red Bulls	17	9	8	25	0.74	15	0.44
LA Galaxy	15	11	8	25	0.74	11	0.32
Seattle Sounders FC	15	12	7	24	0.71	24	0.71
Montreal Impact	14	13	7	23	0.68	22	0.65
Chicago Fire	14	13	7	22	0.65	17	0.50
Real Salt Lake	16	10	8	22	0.65	16	0.47
Sporting Kansas City	17	10	7	21	0.62	13	0.38
Portland Timbers	14	5	15	20	0.59	17	0.50
Vancouver Whitecaps FC	13	12	9	19	0.56	18	0.53
Philadelphia Union	12	12	10	18	0.53	13	0.38
Colorado Rapids	14	11	9	18	0.53	17	0.50
Columbus Crew	12	17	5	16	0.47	21	0.62
Houston Dynamo	14	11	9	16	0.47	14	0.41
New England Revolution	14	11	9	15	0.44	16	0.47
Toronto FC	6	17	11	15	0.44	22	0.65
D.C. United	3	24	7	14	0.41	31	0.91
FC Dallas	11	12	11	14	0.41	21	0.62
San Jose Earthquakes	14	11	9	12	0.35	20	0.59
Chivas USA	6	20	8	12	0.35	23	0.68

TEAM TOTAL SHOTS

TEAM	W	L	T	1st	2nd/OT	TOT
Chicago Fire	14	13	7	240	265	505
Sporting Kansas City	17	10	7	231	270	501
LA Galaxy	15	11	8	238	251	489
Columbus Crew	12	17	5	224	255	479
Houston Dynamo	14	11	9	221	250	471
Colorado Rapids	14	11	9	224	236	460
Philadelphia Union	12	12	10	201	258	459
Real Salt Lake	16	10	8	207	242	449
Portland Timbers	14	5	15	201	244	445
San Jose Earthquakes	14	11	9	185	254	439
Vancouver Whitecaps FC	13	12	9	191	247	438
FC Dallas	11	12	11	206	225	431
Montreal Impact	14	13	7	173	244	417
Seattle Sounders FC	15	12	7	198	213	411
New York Red Bulls	17	9	8	188	216	404
D.C. United	3	24	7	190	210	400
New England Revolution	14	11	9	171	227	398
Toronto FC	6	17	11	151	194	345
Chivas USA	6	20	8	146	187	333

ROAD RECORDS

TEAM	W	L	T	PCT
Sporting Kansas City	8	5	4	.588
New England Revolution	6	6	5	.500
New York Red Bulls	6	7	4	.471
Real Salt Lake	6	7	4	.471
Portland Timbers	3	4	10	.471
Philadelphia Union	5	7	5	.441
Houston Dynamo	5	7	5	.441
Colorado Rapids	4	8	5	.382
Columbus Crew	5	10	2	.353
Seattle Sounders FC	5	10	2	.353
Montreal Impact	4	9	4	.353
Chicago Fire	4	9	4	.353
LA Galaxy	4	9	4	.353
Vancouver Whitecaps FC	4	9	4	.353
FC Dallas	2	9	6	.294
San Jose Earthquakes	3	10	4	.294
Toronto FC	2	12	3	.206
Chivas USA	1	12	4	.176
D.C. United	0	14	3	.088

ROAD GOAL-SCORING TOTALS

TEAM	W	L	T	GF	AVG	GA	AVG
Real Salt Lake	6	7	4	26	1.53	25	1.47
Portland Timbers	3	4	10	25	1.47	22	1.29
New York Red Bulls	6	7	4	24	1.41	25	1.47
Columbus Crew	5	10	2	23	1.35	33	1.94
LA Galaxy	4	9	4	21	1.24	30	1.76
Vancouver Whitecaps FC	4	9	4	21	1.24	26	1.53
New England Revolution	6	6	5	20	1.18	22	1.29
Philadelphia Union	5	7	5	19	1.12	26	1.53
Montreal Impact	4	9	4	19	1.12	29	1.71
FC Dallas	2	9	6	19	1.12	30	1.76
Chicago Fire	4	9	4	18	1.06	31	1.82
Sporting Kansas City	8	5	4	18	1.06	15	0.88
Houston Dynamo	5	7	5	17	1.00	24	1.41
Colorado Rapids	4	8	5	15	0.88	22	1.29
Seattle Sounders FC	5	10	2	13	0.76	27	1.59
Chivas USA	1	12	4	13	0.76	38	2.24
San Jose Earthquakes	3	10	4	12	0.71	29	1.71
Toronto FC	2	12	3	7	0.41	25	1.47
D.C. United	0	14	3	6	0.35	30	1.76

SECOND-HALF GOAL-SCORING TOTALS

TEAM	W	L	T	GF	AVG	GA	AVG
Real Salt Lake	16	10	8	35	1.03	25	0.74
New England Revolution	14	11	9	34	1.00	22	0.65
FC Dallas	11	12	11	34	1.00	31	0.91
Vancouver Whitecaps FC	13	12	9	34	1.00	27	0.79
Portland Timbers	14	5	15	34	1.00	16	0.47
New York Red Bulls	17	9	8	33	0.97	26	0.76
LA Galaxy	15	11	8	28	0.82	27	0.79
Montreal Impact	14	13	7	27	0.79	27	0.79
Colorado Rapids	14	11	9	27	0.79	21	0.62
Columbus Crew	12	17	5	26	0.76	25	0.74
Sporting Kansas City	17	10	7	26	0.76	17	0.50
Chicago Fire	14	13	7	25	0.74	35	1.03
Houston Dynamo	14	11	9	25	0.74	27	0.79
Philadelphia Union	12	12	10	24	0.71	31	0.91
San Jose Earthquakes	14	11	9	23	0.68	22	0.65
Seattle Sounders FC	15	12	7	18	0.53	18	0.53
Chivas USA	6	20	8	18	0.53	44	1.29
Toronto FC	6	17	11	15	0.44	25	0.74
D.C. United	3	24	7	8	0.24	28	0.82

TEAM TOTAL SHOTS AGAINST

TEAM	W	L	T	1st	2nd/OT	TOT
Sporting Kansas City	17	10	7	153	148	301
LA Galaxy	15	11	8	142	184	326
Real Salt Lake	16	10	8	185	209	394
Colorado Rapids	14	11	9	188	207	395
New England Revolution	14	11	9	199	220	419
Houston Dynamo	14	11	9	178	249	427
Portland Timbers	14	5	15	186	243	429
Seattle Sounders FC	15	12	7	217	214	431
Philadelphia Union	12	12	10	210	224	434
FC Dallas	11	12	11	207	231	438
San Jose Earthquakes	14	11	9	192	246	438
Columbus Crew	12	17	5	206	240	446
New York Red Bulls	17	9	8	199	254	453
D.C. United	3	24	7	218	249	467
Toronto FC	6	17	11	213	256	469
Chicago Fire	14	13	7	183	292	475
Montreal Impact	14	13	7	237	259	496
Vancouver Whitecaps FC	13	12	9	239	275	514
Chivas USA	6	20	8	234	288	522

RECORD WHEN SCORING FIRST GOAL

TEAM	W	L	T	PCT
Houston Dynamo	13	0	3	.906
Seattle Sounders FC	13	0	5	.861
San Jose Earthquakes	11	1	3	.833
Portland Timbers	12	0	6	.833
Sporting Kansas City	15	2	3	.825
Montreal Impact	11	1	4	.813
New York Red Bulls	16	3	2	.810
LA Galaxy	12	2	3	.794
Philadelphia Union	11	2	3	.781
Colorado Rapids	11	1	6	.778
Real Salt Lake	15	3	4	.773
Chicago Fire	9	2	2	.769
FC Dallas	9	2	3	.750
Columbus Crew	11	3	2	.750
New England Revolution	12	4	3	.711
Vancouver Whitecaps FC	10	4	1	.700
Toronto FC	3	1	3	.643
Chivas USA	5	4	5	.536
D.C. United	3	4	2	.444

RECORD WHEN LEADING AT THE HALF

TEAM	W	L	T	PCT
Chicago Fire	7	0	1	.938
Real Salt Lake	10	0	2	.917
Portland Timbers	8	0	2	.900
LA Galaxy	8	1	0	.889
Houston Dynamo	7	0	2	.889
Sporting Kansas City	11	1	1	.885
Seattle Sounders FC	10	0	4	.857
San Jose Earthquakes	6	0	3	.833
New York Red Bulls	9	1	2	.833
FC Dallas	4	0	2	.833
Colorado Rapids	7	0	4	.818
Philadelphia Union	7	1	2	.800
New England Revolution	7	2	0	.778
Columbus Crew	7	2	0	.778
Montreal Impact	9	2	2	.769
Vancouver Whitecaps FC	7	2	1	.750
Toronto FC	4	1	1	.750
D.C. United	2	2	2	.500
Chivas USA	2	2	4	.500

RECORD WHEN ALLOWING FIRST GOAL

TEAM	W	L	T	PCT
Portland Timbers	2	5	5	.375
Vancouver Whitecaps FC	3	8	7	.361
Chicago Fire	5	11	4	.350
LA Galaxy	3	9	3	.300
San Jose Earthquakes	3	10	4	.294
FC Dallas	2	10	6	.278
New England Revolution	2	7	2	.273
Colorado Rapids	3	10	2	.267
New York Red Bulls	1	6	3	.250
Toronto FC	3	16	6	.240
Sporting Kansas City	2	8	1	.227
Real Salt Lake	1	7	3	.227
Montreal Impact	3	12	1	.219
Philadelphia Union	1	10	4	.200
Houston Dynamo	1	11	4	.188
Seattle Sounders FC	2	12	1	.167
Columbus Crew	1	14	3	.139
Chivas USA	1	16	2	.105
D.C. United	0	20	2	.045

RECORD WHEN TRAILING AT THE HALF

TEAM	W	L	T	PCT
Chicago Fire	2	4	2	.375
New England Revolution	2	5	2	.333
Portland Timbers	0	3	6	.333
San Jose Earthquakes	3	7	2	.333
Philadelphia Union	1	4	2	.286
Houston Dynamo	1	5	2	.250
Colorado Rapids	2	8	2	.250
Vancouver Whitecaps FC	0	5	4	.222
FC Dallas	1	7	2	.200
Montreal Impact	2	10	1	.192
LA Galaxy	0	2	1	.167
Toronto FC	1	10	2	.154
Real Salt Lake	0	5	2	.143
Columbus Crew	1	11	2	.143
Sporting Kansas City	0	4	1	.100
New York Red Bulls	0	4	1	.100
Seattle Sounders FC	1	10	0	.091
Chivas USA	0	13	1	.036
D.C. United	0	15	0	.000

TEAM WINNING STREAK LEADERS

TEAM	#	START	STOP
Chicago Fire	3	06/19/2013	07/03/2013
Chicago Fire	2	08/03/2013	08/10/2013
Chicago Fire	3	10/04/2013	10/19/2013
Chivas USA	2	03/24/2013	03/30/2013
Colorado Rapids	2	04/06/2013	04/13/2013
Colorado Rapids	2	05/04/2013	05/11/2013
Colorado Rapids	2	06/29/2013	07/04/2013
Colorado Rapids	2	09/07/2013	09/14/2013
Columbus Crew	2	08/10/2013	08/17/2013
Columbus Crew	3	09/14/2013	09/29/2013
FC Dallas	3	03/17/2013	03/30/2013
FC Dallas	2	04/13/2013	04/20/2013
Houston Dynamo	2	03/23/2013	03/30/2013
Houston Dynamo	2	05/05/2013	05/08/2013
Houston Dynamo	2	07/06/2013	07/13/2013
Houston Dynamo	2	09/14/2013	09/21/2013
Sporting Kansas City	3	03/30/2013	04/17/2013
Sporting Kansas City	3	07/07/2013	07/20/2013
Sporting Kansas City	3	08/31/2013	09/21/2013
Sporting Kansas City	2	10/18/2013	
LA Galaxy	2	04/20/2013	04/27/2013
LA Galaxy	2	07/04/2013	07/07/2013
LA Galaxy	3	08/17/2013	08/31/2013
LA Galaxy	2	10/06/2013	10/16/2013
Montreal Impact	4	03/02/2013	03/23/2013
Montreal Impact	3	05/11/2013	06/01/2013
Montreal Impact	2	08/17/2013	08/24/2013
New England Revolution	3	05/18/2013	06/02/2013
New England Revolution	2	07/20/2013	07/27/2013
New England Revolution	2	08/17/2013	08/25/2013
New England Revolution	3	10/12/2013	
New York Red Bulls	4	04/20/2013	05/08/2013
New York Red Bulls	2	07/27/2013	08/03/2013
New York Red Bulls	4	08/31/2013	09/22/2013
New York Red Bulls	2	10/20/2013	
Philadelphia Union	2	03/10/2013	03/16/2013
Philadelphia Union	2	06/05/2013	06/23/2013
Philadelphia Union	2	09/27/2013	10/05/2013
Portland Timbers	2	04/06/2013	04/14/2013
Portland Timbers	2	09/20/2013	09/29/2013
Real Salt Lake	2	05/04/2013	05/08/2013
Real Salt Lake	4	06/01/2013	06/29/2013
Real Salt Lake	2	08/24/2013	08/30/2013
San Jose Earthquakes	3	07/13/2013	08/03/2013
San Jose Earthquakes	3	09/21/2013	10/09/2013
Seattle Sounders FC	3	05/08/2013	05/18/2013
Seattle Sounders FC	2	06/01/2013	06/08/2013
Seattle Sounders FC	3	07/28/2013	08/10/2013
Seattle Sounders FC	5	08/25/2013	09/13/2013
Toronto FC	2	07/27/2013	08/04/2013
Vancouver Whitecaps FC	2	03/02/2013	03/09/2013
Vancouver Whitecaps FC	3	06/15/2013	06/29/2013
Vancouver Whitecaps FC	2	07/06/2013	07/14/2013

TEAM LOSING STREAK LEADERS

TEAM	#	START	STOP
Chicago Fire	2	03/03/2013	03/09/2013
Chicago Fire	3	04/27/2013	05/18/2013
Chicago Fire	2	07/07/2013	07/14/2013
Chivas USA	2	04/13/2013	04/20/2013
Chivas USA	7	05/05/2013	06/23/2013
Chivas USA	2	07/28/2013	08/03/2013
Chivas USA	5	09/21/2013	
Colorado Rapids	2	03/02/2013	03/10/2013
Colorado Rapids	3	06/15/2013	06/23/2013
Columbus Crew	2	05/04/2013	05/11/2013
Columbus Crew	3	06/22/2013	07/04/2013
Columbus Crew	3	07/20/2013	08/03/2013
Columbus Crew	2	08/24/2013	08/31/2013
Columbus Crew	3	10/05/2013	
FC Dallas	2	07/07/2013	07/13/2013
FC Dallas	3	09/14/2013	09/29/2013
D.C. United	7	03/23/2013	05/11/2013
D.C. United	2	05/25/2013	06/02/2013
D.C. United	2	06/29/2013	07/03/2013
D.C. United	2	07/20/2013	07/27/2013
D.C. United	2	08/10/2013	08/17/2013
D.C. United	2	08/31/2013	09/08/2013
D.C. United	3	09/21/2013	10/04/2013
D.C. United	2	10/18/2013	
Houston Dynamo	2	05/12/2013	05/18/2013
Houston Dynamo	2	09/04/2013	09/08/2013
Sporting Kansas City	2	04/20/2013	04/27/2013
Sporting Kansas City	2	07/27/2013	08/03/2013
Sporting Kansas City	2	08/18/2013	08/23/2013
LA Galaxy	2	05/05/2013	05/11/2013
LA Galaxy	2	06/02/2013	06/08/2013
Montreal Impact	2	08/03/2013	08/10/2013
Montreal Impact	2	09/14/2013	09/21/2013
Montreal Impact	3	10/04/2013	10/16/2013
New England Revolution	2	07/13/2013	07/17/2013
New England Revolution	2	08/04/2013	08/10/2013
New England Revolution	2	09/08/2013	09/14/2013
New York Red Bulls	2	06/01/2013	06/23/2013
Philadelphia Union	2	09/08/2013	09/14/2013
Philadelphia Union	2	10/19/2013	
Portland Timbers	2	08/25/2013	08/30/2013
Real Salt Lake	2	07/20/2013	07/27/2013
Real Salt Lake	2	09/13/2013	09/21/2013
San Jose Earthquakes	2	05/25/2013	06/01/2013
San Jose Earthquakes	2	07/03/2013	07/06/2013
Seattle Sounders FC	2	03/23/2013	03/30/2013
Seattle Sounders FC	2	07/06/2013	07/13/2013
Seattle Sounders FC	4	10/05/2013	10/19/2013
Toronto FC	5	04/27/2013	05/25/2013
Toronto FC	2	07/13/2013	07/17/2013
Toronto FC	2	08/10/2013	08/17/2013
Toronto FC	2	09/14/2013	09/21/2013
Toronto FC	2	10/05/2013	10/19/2013
Vancouver Whitecaps FC	2	03/23/2013	03/30/2013
Vancouver Whitecaps FC	2	07/20/2013	07/27/2013
Vancouver Whitecaps FC	2	08/17/2013	08/24/2013

TEAM UNDEFEATED STREAK LEADERS

TEAM	#	START	STOP
Chicago Fire	6	05/25/2013	07/03/2013
Chicago Fire	4	07/20/2013	08/10/2013
Chicago Fire	2	08/23/2013	09/01/2013
Chicago Fire	2	09/11/2013	09/14/2013
Chicago Fire	4	09/28/2013	10/19/2013
Chivas USA	4	03/10/2013	03/30/2013
Chivas USA	3	06/29/2013	07/07/2013
Chivas USA	2	08/25/2013	09/01/2013
Chivas USA	2	09/08/2013	09/14/2013
Colorado Rapids	3	03/30/2013	04/13/2013
Colorado Rapids	6	04/28/2013	06/01/2013
Colorado Rapids	9	06/29/2013	08/17/2013
Colorado Rapids	2	09/07/2013	09/14/2013
Columbus Crew	4	03/16/2013	04/14/2013
Columbus Crew	3	05/18/2013	06/01/2013
Columbus Crew	2	08/10/2013	08/17/2013
Columbus Crew	3	09/14/2013	09/29/2013
FC Dallas	9	03/17/2013	05/11/2013
FC Dallas	2	05/25/2013	06/01/2013
FC Dallas	3	06/22/2013	07/04/2013
FC Dallas	3	08/21/2013	09/07/2013
D.C. United	2	03/09/2013	03/16/2013
Houston Dynamo	2	03/23/2013	03/30/2013
Houston Dynamo	5	04/14/2013	05/08/2013
Houston Dynamo	2	05/26/2013	06/01/2013
Houston Dynamo	4	07/06/2013	08/03/2013
Houston Dynamo	5	09/14/2013	10/09/2013
Sporting Kansas City	5	03/16/2013	04/17/2013
Sporting Kansas City	3	05/12/2013	05/26/2013
Sporting Kansas City	6	06/22/2013	07/20/2013
Sporting Kansas City	3	08/31/2013	09/21/2013
Sporting Kansas City	4	10/05/2013	
LA Galaxy	4	03/03/2013	03/30/2013
LA Galaxy	2	04/20/2013	04/27/2013
LA Galaxy	2	06/19/2013	06/23/2013
LA Galaxy	2	07/04/2013	07/07/2013
LA Galaxy	4	08/11/2013	08/31/2013
LA Galaxy	2	09/14/2013	09/21/2013
LA Galaxy	4	10/06/2013	
Montreal Impact	4	03/02/2013	03/23/2013
Montreal Impact	3	04/14/2013	05/04/2013
Montreal Impact	3	05/11/2013	06/01/2013
Montreal Impact	2	07/03/2013	07/07/2013
Montreal Impact	2	07/20/2013	07/27/2013
Montreal Impact	4	08/17/2013	09/08/2013
New England Revolution	2	04/27/2013	05/02/2013
New England Revolution	5	05/11/2013	06/08/2013
New England Revolution	2	06/29/2013	07/06/2013
New England Revolution	2	07/20/2013	07/27/2013
New England Revolution	3	08/17/2013	08/30/2013
New England Revolution	6	09/21/2013	
New York Red Bulls	7	04/20/2013	05/26/2013
New York Red Bulls	4	07/13/2013	08/03/2013
New York Red Bulls	8	08/31/2013	
Philadelphia Union	2	03/10/2013	03/16/2013
Philadelphia Union	3	04/06/2013	04/21/2013
Philadelphia Union	2	05/04/2013	05/11/2013
Philadelphia Union	5	06/01/2013	07/03/2013
Philadelphia Union	3	07/12/2013	07/27/2013
Philadelphia Union	2	08/10/2013	08/17/2013
Philadelphia Union	3	09/27/2013	10/12/2013
Portland Timbers	15	03/16/2013	06/23/2013
Portland Timbers	2	07/13/2013	07/20/2013
Portland Timbers	3	08/03/2013	08/21/2013
Portland Timbers	8	09/07/2013	
Real Salt Lake	2	04/13/2013	04/20/2013
Real Salt Lake	2	05/04/2013	05/08/2013
Real Salt Lake	8	05/19/2013	07/13/2013
Real Salt Lake	2	08/03/2013	08/10/2013
Real Salt Lake	3	08/21/2013	08/30/2013
Real Salt Lake	4	09/28/2013	
San Jose Earthquakes	3	03/10/2013	03/23/2013
San Jose Earthquakes	4	04/21/2013	05/08/2013
San Jose Earthquakes	3	07/13/2013	08/03/2013
San Jose Earthquakes	2	08/18/2013	08/24/2013
San Jose Earthquakes	7	09/08/2013	
Seattle Sounders FC	6	04/13/2013	05/18/2013
Seattle Sounders FC	2	06/01/2013	06/08/2013
Seattle Sounders FC	4	07/20/2013	08/10/2013
Seattle Sounders FC	7	08/25/2013	09/29/2013
Toronto FC	4	03/30/2013	04/20/2013
Toronto FC	3	06/01/2013	06/22/2013
Toronto FC	3	07/20/2013	08/04/2013
Toronto FC	2	08/24/2013	08/30/2013
Vancouver Whitecaps FC	2	03/02/2013	03/09/2013
Vancouver Whitecaps FC	2	04/06/2013	04/13/2013
Vancouver Whitecaps FC	3	05/11/2013	06/01/2013
Vancouver Whitecaps FC	6	06/15/2013	07/14/2013
Vancouver Whitecaps FC	2	08/03/2013	08/10/2013
Vancouver Whitecaps FC	2	09/14/2013	09/21/2013
Vancouver Whitecaps FC	2	10/06/2013	10/09/2013

TEAM HOME WINNING STREAK LEADERS

TEAM	#	START	STOP
Chicago Fire	2	04/07/2013	04/20/2013
Chicago Fire	2	06/19/2013	07/03/2013
Chicago Fire	3	07/20/2013	08/23/2013
Chivas USA	2	03/10/2013	03/30/2013
Chivas USA	2	08/25/2013	09/08/2013
Colorado Rapids	2	05/04/2013	05/25/2013
Colorado Rapids	2	07/17/2013	07/27/2013
Colorado Rapids	4	08/17/2013	
Columbus Crew	2	08/10/2013	08/17/2013
Columbus Crew	2	09/04/2013	09/21/2013
FC Dallas	5	03/02/2013	04/20/2013
FC Dallas	2	05/11/2013	05/25/2013
Houston Dynamo	4	03/02/2013	04/14/2013
Houston Dynamo	2	08/03/2013	08/17/2013
Houston Dynamo	2	09/21/2013	10/04/2013
Sporting Kansas City	2	03/30/2013	04/05/2013
Sporting Kansas City	3	08/10/2013	09/07/2013
LA Galaxy	2	03/23/2013	04/20/2013
LA Galaxy	5	07/04/2013	08/31/2013
LA Galaxy	2	10/06/2013	10/16/2013
Montreal Impact	2	03/16/2013	03/23/2013
Montreal Impact	4	04/27/2013	06/19/2013
Montreal Impact	3	07/27/2013	08/24/2013
New England Revolution	2	05/25/2013	06/02/2013
New England Revolution	2	08/17/2013	08/25/2013
New York Red Bulls	3	04/20/2013	05/19/2013
New York Red Bulls	3	06/30/2013	07/27/2013
New York Red Bulls	3	08/31/2013	09/22/2013
Philadelphia Union	3	05/18/2013	06/23/2013
Portland Timbers	2	04/06/2013	04/14/2013
Portland Timbers	4	05/12/2013	07/13/2013
Portland Timbers	4	09/07/2013	10/13/2013
Real Salt Lake	2	03/30/2013	04/20/2013
Real Salt Lake	3	06/01/2013	06/22/2013
Real Salt Lake	3	08/10/2013	08/30/2013
San Jose Earthquakes	2	03/10/2013	03/23/2013
San Jose Earthquakes	6	06/29/2013	09/08/2013
San Jose Earthquakes	2	10/09/2013	
Seattle Sounders FC	4	05/11/2013	07/03/2013
Seattle Sounders FC	6	07/28/2013	09/13/2013
Toronto FC	2	09/28/2013	
Vancouver Whitecaps FC	2	03/02/2013	03/09/2013
Vancouver Whitecaps FC	4	06/15/2013	07/14/2013

TEAM HOME UNDEFEATED STREAK LEADERS

TEAM	#	START	STOP
Chicago Fire	2	04/07/2013	04/20/2013
Chicago Fire	4	06/02/2013	07/03/2013
Chicago Fire	7	07/20/2013	
Chivas USA	2	03/10/2013	03/30/2013
Chivas USA	3	06/29/2013	08/11/2013
Chivas USA	3	08/25/2013	09/14/2013
Colorado Rapids	2	03/30/2013	04/06/2013
Colorado Rapids	3	05/04/2013	06/01/2013
Colorado Rapids	9	07/04/2013	
Columbus Crew	3	03/16/2013	04/27/2013
Columbus Crew	2	06/01/2013	06/15/2013
Columbus Crew	2	08/10/2013	08/17/2013
Columbus Crew	2	09/04/2013	09/21/2013
FC Dallas	10	03/02/2013	07/04/2013
FC Dallas	3	08/11/2013	09/07/2013
D.C. United	3	08/03/2013	09/14/2013
Houston Dynamo	5	03/02/2013	04/28/2013
Houston Dynamo	5	06/22/2013	08/17/2013
Houston Dynamo	3	09/21/2013	10/09/2013
Sporting Kansas City	3	03/16/2013	04/05/2013
Sporting Kansas City	3	06/29/2013	07/13/2013
Sporting Kansas City	3	08/10/2013	09/07/2013
LA Galaxy	4	03/03/2013	04/20/2013
LA Galaxy	7	05/26/2013	08/31/2013
LA Galaxy	4	09/21/2013	
Montreal Impact	7	03/16/2013	06/19/2013
Montreal Impact	5	07/07/2013	08/24/2013
New England Revolution	5	05/11/2013	07/06/2013
New England Revolution	2	08/17/2013	08/25/2013
New England Revolution	3	09/21/2013	
New York Red Bulls	2	03/16/2013	03/30/2013
New York Red Bulls	4	04/20/2013	05/26/2013
New York Red Bulls	9	06/30/2013	
Philadelphia Union	3	03/16/2013	05/04/2013
Philadelphia Union	6	05/18/2013	07/20/2013
Philadelphia Union	2	08/10/2013	08/31/2013
Portland Timbers	15	04/06/2013	
Real Salt Lake	3	03/16/2013	04/20/2013
Real Salt Lake	6	05/04/2013	07/03/2013
Real Salt Lake	3	08/10/2013	08/30/2013
Real Salt Lake	2	10/05/2013	
San Jose Earthquakes	16	03/10/2013	
Seattle Sounders FC	14	03/16/2013	09/29/2013
Toronto FC	4	03/09/2013	04/20/2013
Toronto FC	3	07/03/2013	07/27/2013
Toronto FC	2	08/30/2013	09/11/2013
Toronto FC	2	09/28/2013	
Vancouver Whitecaps FC	10	03/02/2013	07/14/2013
Vancouver Whitecaps FC	2	10/06/2013	

TEAM HOME LOSING STREAK LEADERS

TEAM	#	START	STOP
Chicago Fire	2	03/09/2013	03/24/2013
Chivas USA	3	05/19/2013	06/23/2013
Chivas USA	2	09/29/2013	
Columbus Crew	2	05/04/2013	05/11/2013
Columbus Crew	2	10/05/2013	
FC Dallas	2	09/29/2013	10/12/2013
D.C. United	4	03/23/2013	05/08/2013
D.C. United	2	05/25/2013	06/15/2013
D.C. United	2	06/29/2013	07/27/2013
Houston Dynamo	2	05/12/2013	05/18/2013
Montreal Impact	3	09/14/2013	10/12/2013
New England Revolution	2	07/13/2013	08/04/2013
Toronto FC	2	04/27/2013	05/18/2013

TEAM ROAD WINNING STREAK LEADERS

TEAM	#	START	STOP
Chicago Fire	2	10/04/2013	10/12/2013
Columbus Crew	2	09/14/2013	09/29/2013
Houston Dynamo	2	05/05/2013	05/08/2013
Sporting Kansas City	2	07/07/2013	07/20/2013
Sporting Kansas City	2	09/21/2013	10/05/2013
Montreal Impact	2	03/02/2013	03/09/2013
New England Revolution	2	07/20/2013	07/27/2013
New England Revolution	2	10/12/2013	
New York Red Bulls	3	04/13/2013	05/04/2013
Real Salt Lake	3	05/19/2013	07/13/2013
San Jose Earthquakes	2	09/21/2013	09/29/2013
Vancouver Whitecaps FC	2	09/21/2013	10/09/2013

TEAM ROAD UNDEFEATED STREAK LEADERS

TEAM	#	START	STOP
Chicago Fire	2	05/25/2013	06/22/2013
Chicago Fire	2	07/27/2013	08/03/2013
Chicago Fire	2	10/04/2013	10/12/2013
Chivas USA	2	03/17/2013	03/24/2013
Chivas USA	2	07/04/2013	07/07/2013
Colorado Rapids	4	04/13/2013	05/18/2013
Colorado Rapids	3	06/29/2013	08/11/2013
Columbus Crew	2	03/23/2013	04/14/2013
Columbus Crew	2	05/18/2013	05/26/2013
Columbus Crew	2	09/14/2013	09/29/2013
FC Dallas	3	03/30/2013	04/27/2013
Houston Dynamo	5	04/20/2013	06/01/2013
Houston Dynamo	3	09/14/2013	
Sporting Kansas City	2	03/23/2013	04/17/2013
Sporting Kansas City	5	05/12/2013	07/20/2013
Sporting Kansas City	4	09/21/2013	
LA Galaxy	3	08/11/2013	09/14/2013
Montreal Impact	2	03/02/2013	03/09/2013
Montreal Impact	3	08/31/2013	09/28/2013
New England Revolution	2	05/02/2013	05/18/2013
New England Revolution	2	07/20/2013	07/27/2013
New England Revolution	3	10/05/2013	
New York Red Bulls	4	04/13/2013	05/11/2013
New York Red Bulls	2	07/20/2013	08/03/2013
New York Red Bulls	3	09/08/2013	
Philadelphia Union	2	04/06/2013	04/21/2013
Philadelphia Union	2	06/01/2013	07/03/2013
Philadelphia Union	2	07/27/2013	08/17/2013
Philadelphia Union	2	09/27/2013	10/12/2013
Portland Timbers	9	03/16/2013	06/19/2013
Portland Timbers	3	09/14/2013	
Real Salt Lake	2	04/13/2013	05/08/2013
Real Salt Lake	3	05/19/2013	07/13/2013
Real Salt Lake	2	09/28/2013	
San Jose Earthquakes	3	09/21/2013	
Seattle Sounders FC	3	04/20/2013	05/08/2013
Seattle Sounders FC	2	08/31/2013	09/21/2013
Toronto FC	2	06/15/2013	06/22/2013
Vancouver Whitecaps FC	2	06/29/2013	07/03/2013
Vancouver Whitecaps FC	3	09/14/2013	10/09/2013

TEAM ROAD LOSING STREAK LEADERS

TEAM	#	START	STOP
Chicago Fire	3	04/14/2013	05/18/2013
Chicago Fire	2	08/17/2013	09/07/2013
Chivas USA	5	04/20/2013	06/19/2013
Chivas USA	3	07/12/2013	08/03/2013
Chivas USA	4	09/04/2013	
Colorado Rapids	2	06/19/2013	06/23/2013
Colorado Rapids	3	09/20/2013	
Columbus Crew	7	06/05/2013	09/07/2013
FC Dallas	2	08/03/2013	08/17/2013
FC Dallas	2	09/14/2013	09/22/2013
D.C. United	4	04/05/2013	06/02/2013
D.C. United	8	07/20/2013	
Houston Dynamo	2	03/17/2013	04/06/2013
Houston Dynamo	2	06/19/2013	06/30/2013
Houston Dynamo	2	08/10/2013	08/24/2013
Sporting Kansas City	3	07/27/2013	08/23/2013
LA Galaxy	3	05/19/2013	06/08/2013
LA Galaxy	3	06/29/2013	07/27/2013
Montreal Impact	3	07/13/2013	08/10/2013
Montreal Impact	3	10/04/2013	
New York Red Bulls	3	03/10/2013	04/07/2013
New York Red Bulls	2	06/23/2013	07/04/2013
New York Red Bulls	2	08/10/2013	08/25/2013
Philadelphia Union	2	08/25/2013	09/08/2013
Portland Timbers	3	07/27/2013	08/30/2013
Real Salt Lake	3	03/09/2013	04/06/2013
San Jose Earthquakes	2	03/30/2013	04/14/2013
San Jose Earthquakes	3	05/11/2013	06/01/2013
San Jose Earthquakes	4	06/22/2013	08/10/2013
Seattle Sounders FC	2	03/23/2013	03/30/2013
Seattle Sounders FC	3	06/22/2013	07/13/2013
Seattle Sounders FC	3	10/05/2013	
Toronto FC	2	03/02/2013	03/16/2013
Toronto FC	3	05/04/2013	05/25/2013
Toronto FC	2	07/13/2013	07/17/2013
Toronto FC	4	09/07/2013	
Vancouver Whitecaps FC	2	03/23/2013	03/30/2013
Vancouver Whitecaps FC	2	04/20/2013	05/04/2013
Vancouver Whitecaps FC	2	08/17/2013	09/07/2013

CONSECUTIVE GAMES WITH GOALS

#	PLAYER	TM	START	STOP	
5	Camilo Sanvezzo	VAN	06/08/2013	07/03/2013	
4	Mike Magee	CHI	06/02/2013	06/22/2013	
4	Diego Fagundez	NE	05/11/2013	06/02/2013	
3	Mike Magee	CHI	10/12/2013	10/27/2013	Active
3	Mike Magee	CHI	07/20/2013	08/03/2013	
3	Dominic Oduro	CLB	09/14/2013	09/29/2013	
3	Edson Buddle	COL	08/17/2013	09/07/2013	
3	Luis Silva	DC	07/20/2013	08/03/2013	
3	Marco Di Vaio	MTL	05/08/2013	05/25/2013	
3	Juan Agudelo	NE	06/15/2013	08/25/2013	
3	Diego Fagundez	NE	08/25/2013	09/08/2013	
3	Tim Cahill	NY	09/29/2013	10/20/2013	
3	Jack McInerney	PHI	04/06/2013	04/21/2013	
3	Jack McInerney	PHI	05/18/2013	06/01/2013	
3	Diego Valeri	POR	09/07/2013	09/20/2013	
3	Alvaro Saborio	RSL	07/27/2013	08/10/2013	
3	Lamar Neagle	SEA	09/04/2013	09/13/2013	
3	Obafemi Martins	SEA	04/20/2013	05/18/2013	
3	Robert Earnshaw	TOR	03/09/2013	03/30/2013	
3	Kenny Miller	VAN	03/09/2013	06/01/2013	
2	Quincy Amarikwa	CHI	10/04/2013	10/27/2013	Active
2	Dilly Duka	CHI	06/22/2013	07/03/2013	
2	Mike Magee	CHI	03/23/2013	03/30/2013	
2	Erick Torres	CHV	07/17/2013	07/28/2013	
2	Erick Torres	CHV	08/25/2013	09/01/2013	
2	Federico Higuain	CLB	09/21/2013	09/29/2013	
2	Federico Higuain	CLB	05/26/2013	06/01/2013	
2	Dominic Oduro	CLB	04/06/2013	04/14/2013	
2	Dominic Oduro	CLB	05/18/2013	05/26/2013	
2	Federico Higuain	CLB	08/10/2013	08/17/2013	
2	Bernardo Anor	CLB	07/04/2013	07/07/2013	
2	Bernardo Anor	CLB	09/21/2013	09/29/2013	
2	Deshorn Brown	COL	06/29/2013	07/04/2013	
2	Gabriel Torres	COL	10/05/2013	10/19/2013	
2	Edson Buddle	COL	05/04/2013	05/11/2013	
2	Deshorn Brown	COL	10/05/2013	10/19/2013	
2	Nathan Sturgis	COL	05/18/2013	05/25/2013	
2	Atiba Harris	COL	05/25/2013	06/01/2013	
2	Blas Perez	DAL	08/21/2013	08/24/2013	
2	Blas Perez	DAL	03/30/2013	04/06/2013	
2	Walker Zimmerman	DAL	06/22/2013	06/29/2013	
2	Kenny Cooper	DAL	10/05/2013	10/12/2013	
2	Andrew Driver	HOU	05/05/2013	05/08/2013	
2	Will Bruin	HOU	03/30/2013	04/14/2013	
2	Giles Barnes	HOU	03/23/2013	03/30/2013	
2	Cam Weaver	HOU	07/27/2013	08/03/2013	
2	Will Bruin	HOU	09/21/2013	09/28/2013	
2	C.J. Sapong	KC	09/07/2013	09/21/2013	
2	Kei Kamara	KC	06/22/2013	06/29/2013	
2	Claudio Bieler	KC	03/30/2013	04/05/2013	
2	Claudio Bieler	KC	03/02/2013	03/09/2013	
2	Soony Saad	KC	07/13/2013	07/20/2013	
2	Kei Kamara	KC	08/03/2013	08/10/2013	
2	Marcelo Sarvas	LA	07/07/2013	07/13/2013	
2	Landon Donovan	LA	08/24/2013	08/31/2013	
2	Robbie Keane	LA	08/31/2013	09/14/2013	
2	Marco Di Vaio	MTL	08/17/2013	08/24/2013	
2	Marco Di Vaio	MTL	04/14/2013	04/27/2013	
2	Marco Di Vaio	MTL	03/16/2013	03/23/2013	
2	Hassoun Camara	MTL	06/29/2013	07/03/2013	
2	Marco Di Vaio	MTL	09/08/2013	09/14/2013	
2	Dimitry Imbongo	NE	06/15/2013	07/06/2013	
2	Diego Fagundez	NE	07/20/2013	07/27/2013	
2	Saer Sene	NE	07/06/2013	07/13/2013	
2	Juan Agudelo	NE	05/18/2013	05/25/2013	
2	Kelyn Rowe	NE	08/17/2013	08/25/2013	
2	Kelyn Rowe	NE	09/08/2013	09/14/2013	
2	Ibrahim Sekagya	NY	10/20/2013	10/27/2013	Active
2	Jamison Olave	NY	04/07/2013	04/13/2013	
2	Fabian Espindola	NY	07/27/2013	08/03/2013	
2	Tim Cahill	NY	08/25/2013	08/31/2013	
2	Tim Cahill	NY	04/27/2013	05/04/2013	
2	Thierry Henry	NY	09/08/2013	09/14/2013	
2	Lloyd Sam	NY	08/31/2013	09/08/2013	
2	Jack McInerney	PHI	03/10/2013	03/16/2013	
2	Conor Casey	PHI	06/05/2013	06/23/2013	
2	Ryan Johnson	POR	08/03/2013	08/17/2013	
2	Will Johnson	POR	05/12/2013	05/18/2013	
2	Luis Gil	RSL	08/24/2013	08/30/2013	
2	Javier Morales	RSL	07/03/2013	07/13/2013	
2	Alvaro Saborio	RSL	08/30/2013	10/05/2013	
2	Brad Evans	SEA	07/28/2013	08/03/2013	
2	Lamar Neagle	SEA	05/11/2013	05/18/2013	
2	Eddie Johnson	SEA	08/25/2013	08/31/2013	
2	Chris Wondolowski	SJ	09/29/2013	10/09/2013	
2	Alan Gordon	SJ	06/29/2013	07/03/2013	
2	Adam Jahn	SJ	05/04/2013	05/08/2013	
2	Darel Russell	TOR	09/21/2013	09/28/2013	
2	Camilo Sanvezzo	VAN	10/19/2013	10/27/2013	Active
2	Jordan Harvey	VAN	06/15/2013	06/19/2013	
2	Camilo Sanvezzo	VAN	07/14/2013	07/20/2013	
2	Kekuta Manneh	VAN	10/09/2013	10/19/2013	

CONSECUTIVE GAMES WITH ASSISTS

#	PLAYER	TM	START	STOP	
4	Diego Valeri	POR	07/27/2013	08/21/2013	
4	Russell Teibert	VAN	06/01/2013	06/19/2013	
3	Federico Higuain	CLB	06/29/2013	07/07/2013	
3	Patrice Bernier	MTL	03/09/2013	03/23/2013	
3	Justin Mapp	MTL	05/08/2013	05/25/2013	
3	Saer Sene	NE	09/08/2013	09/21/2013	
3	Sheanon Williams	PHI	06/23/2013	07/03/2013	
2	Patrick Nyarko	CHI	07/27/2013	08/03/2013	
2	Mike Magee	CHI	06/22/2013	07/03/2013	
2	Daniel Paladini	CHI	04/07/2013	04/14/2013	
2	Joel Lindpere	CHI	07/14/2013	07/20/2013	
2	Eric Avila	CHV	03/10/2013	03/17/2013	
2	Jorge Villafana	CHV	03/24/2013	03/30/2013	
2	Brian Mullan	COL	05/25/2013	06/15/2013	
2	Christopher Klute	COL	06/29/2013	07/04/2013	
2	Christopher Klute	COL	05/25/2013	06/01/2013	
2	Dillon Powers	COL	07/27/2013	08/03/2013	
2	Christopher Klute	COL	08/03/2013	08/11/2013	
2	Blas Perez	DAL	08/17/2013	08/21/2013	
2	Michel	DAL	05/11/2013	05/18/2013	
2	Fabian Castillo	DAL	08/17/2013	08/21/2013	
2	Fabian Castillo	DAL	09/07/2013	09/14/2013	
2	David Ferreira	DAL	06/22/2013	06/29/2013	
2	Perry Kitchen	DC	08/17/2013	08/24/2013	
2	Kofi Sarkodie	HOU	03/17/2013	03/23/2013	
2	Boniek Garcia	HOU	09/28/2013	10/04/2013	
2	Brad Davis	HOU	09/14/2013	09/21/2013	
2	Chance Myers	KC	08/31/2013	09/21/2013	
2	Dom Dwyer	KC	08/31/2013	09/21/2013	
2	Seth Sinovic	KC	07/07/2013	07/13/2013	
2	Landon Donovan	LA	06/23/2013	06/29/2013	
2	Gyasi Zardes	LA	10/06/2013	10/16/2013	
2	Robbie Keane	LA	08/31/2013	09/14/2013	
2	Robbie Keane	LA	04/20/2013	05/15/2013	
2	Andrew Wenger	MTL	05/11/2013	05/25/2013	
2	Patrice Bernier	MTL	08/17/2013	08/24/2013	
2	Justin Mapp	MTL	08/17/2013	08/24/2013	
2	Felipe Martins	MTL	06/29/2013	07/03/2013	
2	Diego Fagundez	NE	06/15/2013	06/29/2013	
2	Jonny Steele	NY	08/31/2013	09/08/2013	
2	Brandon Barklage	NY	04/07/2013	04/13/2013	
2	Peguy Luyindula	NY	10/20/2013	10/27/2013	Active
2	Sebastien Le Toux	PHI	08/03/2013	08/10/2013	
2	Sebastien Le Toux	PHI	06/05/2013	06/23/2013	
2	Sebastien Le Toux	PHI	03/10/2013	03/16/2013	
2	Jose Kleberson	PHI	10/12/2013	10/19/2013	
2	Conor Casey	PHI	04/13/2013	04/21/2013	
2	Will Johnson	POR	09/29/2013	10/06/2013	
2	Jose Adolfo Valencia	POR	09/07/2013	09/14/2013	
2	Frederic Piquionne	POR	05/25/2013	06/08/2013	
2	Rodney Wallace	POR	05/08/2013	05/12/2013	
2	Javier Morales	RSL	06/01/2013	06/08/2013	
2	Robbie Findley	RSL	06/01/2013	06/08/2013	
2	Ned Grabavoy	RSL	08/24/2013	08/30/2013	
2	Javier Morales	RSL	08/24/2013	08/30/2013	
2	Javier Morales	RSL	07/03/2013	07/13/2013	
2	Mauro Rosales	SEA	07/28/2013	08/03/2013	
2	Mauro Rosales	SEA	08/25/2013	08/31/2013	
2	Marc Burch	SEA	09/04/2013	09/07/2013	
2	Lamar Neagle	SEA	06/01/2013	06/08/2013	
2	Brad Evans	SEA	08/03/2013	08/10/2013	
2	Chris Wondolowski	SJ	05/04/2013	05/08/2013	
2	Ramiro Corrales	SJ	03/10/2013	03/16/2013	
2	Walter Martinez	SJ	05/04/2013	05/08/2013	
2	Brad Knighton	VAN	07/06/2013	07/14/2013	
2	Lee Young-Pyo	VAN	10/06/2013	10/09/2013	
2	Daigo Kobayashi	VAN	10/09/2013	10/19/2013	
2	Camilo Sanvezzo	VAN	06/15/2013	06/19/2013	

CONSECUTIVE GAMES WITH A GOAL/ASSIST

#	PLAYER	TM	START	STOP	
7	Landon Donovan	LA	06/23/2013	09/14/2013	
6	Mike Magee	CHI	06/02/2013	07/07/2013	
6	Alvaro Saborio	RSL	04/20/2013	08/10/2013	
5	Luis Silva	DC	07/03/2013	08/17/2013	
5	Kelyn Rowe	NE	08/17/2013	09/14/2013	
5	Camilo Sanvezzo	VAN	06/08/2013	07/03/2013	
4	Federico Higuain	CLB	06/22/2013	07/07/2013	
4	Blas Perez	DAL	08/11/2013	08/24/2013	
4	Justin Mapp	MTL	05/04/2013	05/25/2013	
4	Saer Sene	NE	09/08/2013	09/28/2013	
4	Diego Fagundez	NE	05/11/2013	06/02/2013	
4	Tim Cahill	NY	09/29/2013	10/27/2013	Active
4	Sheanon Williams	PHI	06/05/2013	07/03/2013	
4	Diego Valeri	POR	07/27/2013	08/21/2013	
4	Javier Morales	RSL	08/17/2013	08/30/2013	
4	Eddie Johnson	SEA	08/03/2013	08/31/2013	
4	Camilo Sanvezzo	VAN	10/06/2013	10/27/2013	Active
4	Russell Teibert	VAN	06/01/2013	06/19/2013	

(cont)

(cont)

162

OWN GOALS RECEIVED

DATE	REC	TM	OFF	TM	MIN	PLAYER
03/02/2013	HOU	2	vs	DC	0	80 James Riley
03/03/2013	POR	3	vs	NY	3	83 Jamison Olave
03/24/2013	CHV	4	at	CHI	1	89 Jalil Anibaba
03/30/2013	CHV	2	vs	VAN	1	11 Jun Marques Davidson
04/20/2013	NE	1	at	NY	4	6 Brandon Barklage
04/20/2013	DAL	2	vs	VAN	0	29 Brad Rusin
04/27/2013	DAL	2	at	VAN	2	9 Andy O'Brien
05/11/2013	RSL	2	at	MTL	3	7 Matteo Ferrari
05/15/2013	LA	4	at	PHI	1	3 Zac MacMath
06/01/2013	NY	1	vs	VAN	2	51 Greg Klazura
06/01/2013	SEA	2	at	CHV	0	33 Mario de Luna
06/02/2013	CHI	2	vs	DC	0	9 Nick DeLeon
06/15/2013	TOR	2	at	DC	1	41 Daniel Woolard
06/22/2013	KC	2	at	DAL	2	57 Je-Vaughn Watson
07/03/2013	SJ	2	at	CHI	3	72 Joel Lindpere
07/17/2013	COL	2	vs	NE	1	67 Jose Goncalves
08/03/2013	CLB	1	at	HOU	3	75 Kofi Sarkodie
08/10/2013	SEA	2	at	TOR	1	40 Doneil Henry
09/01/2013	CHI	1	vs	HOU	1	37 Bobby Boswell
09/07/2013	SEA	2	vs	CHI	1	89 Gonzalo Segares
09/14/2013	COL	2	vs	DAL	1	65 Matt Hedges
09/21/2013	DC	1	at	NE	2	11 Scott Caldwell
09/22/2013	NY	1	vs	DAL	0	76 Erick
09/28/2013	TOR	4	vs	DC	1	71 Conor Shanosky

PENALTY KICK SUMMARY

DATE	TM	OPP	SHOOTER	KEEPER	RES	MN
03/02/2013	HOU	2 vs DC	0 Brad Davis	Bill Hamid	S	40
03/09/2013	TOR	2 vs KC	1 Robert Earnshaw	Jimmy Nielsen	G	21
03/10/2013	SJ	2 vs NY	1 Chris Wondolowski	Luis Robles	G	92+
03/16/2013	TOR	1 at MTL	2 Robert Earnshaw	Troy Perkins	G	68
03/16/2013	MTL	2 vs TOR	1 Patrice Bernier	Joseph Bendik	G	34
03/23/2013	LA	1 vs COL	0 Mike Magee	Clint Irwin	G	50
03/30/2013	POR	2 at COL	2 Will Johnson	Clint Irwin	G	71
03/30/2013	COL	2 vs POR	2 Hendry Thomas	Donovan Ricketts	G	48
04/06/2013	RSL	0 at COL	1 Alvaro Saborio	Clint Irwin	S	9
04/07/2013	CHI	3 vs NY	1 Chris Rolfe	Luis Robles	WL	25
04/13/2013	LA	0 at DAL	1 Landon Donovan	Raul Fernandez	S	69
04/13/2013	DAL	1 vs LA	0 Kenny Cooper	Carlo Cudicini	S	61
04/13/2013	VAN	1 vs RSL	1 Camilo Sanvezzo	Nick Rimando	G	84
04/13/2013	COL	1 at CHV	0 Deshorn Brown	Dan Kennedy	G	7
04/13/2013	CHV	0 vs COL	1 Jose Correa	Clint Irwin	C	36
04/20/2013	CHV	0 at RSL	1 Edgar Mejia	Nick Rimando	S	36
04/27/2013	CLB	3 vs DC	0 Federico Higuain	Bill Hamid	G	47+
05/04/2013	CLB	0 vs NY	1 Federico Higuain	Luis Robles	S	72
05/05/2013	LA	0 vs HOU	1 Landon Donovan	Tally Hall	S	25
05/05/2013	KC	4 vs CHV	0 Claudio Bieler	Patrick McLain	G	57
05/08/2013	NE	1 vs RSL	2 Saer Sene	Nick Rimando	S	92+
05/08/2013	DAL	1 vs POR	1 Kenny Cooper	Donovan Ricketts	G	77
05/18/2013	POR	2 at VAN	2 Will Johnson	Brad Knighton	G	52
05/26/2013	LA	4 vs SEA	0 Robbie Keane	Michael Gspurning	G	34
05/26/2013	LA	4 vs SEA	0 Robbie Keane	Michael Gspurning	G	44
05/26/2013	CLB	2 at NY	2 Federico Higuain	Luis Robles	G	74
06/01/2013	CLB	1 vs HOU	1 Federico Higuain	Tally Hall	G	69
06/01/2013	KC	1 vs MTL	2 Claudio Bieler	Troy Perkins	G	49+
06/08/2013	SEA	3 vs VAN	2 Servando Carrasco	Brad Knighton	G	70
06/15/2013	VAN	4 vs NE	3 Camilo Sanvezzo	Bobby Shuttleworth	G	25
06/15/2013	DC	1 vs TOR	2 Dwayne De Rosario	Joseph Bendik	G	19
06/19/2013	HOU	0 at MTL	2 Giles Barnes	Troy Perkins	H	22
06/19/2013	CHI	2 vs COL	1 Mike Magee	Clint Irwin	G	23
06/22/2013	CLB	1 vs CHI	2 Federico Higuain	Sean Johnson	G	7
06/22/2013	KC	2 at DAL	2 Kei Kamara	Raul Fernandez	G	43
06/22/2013	DC	1 vs SJ	0 Chris Pontius	Jon Busch	G	11
06/29/2013	VAN	1 at DC	0 Camilo Sanvezzo	Bill Hamid	G	48
07/03/2013	RSL	2 vs PHI	2 Javier Morales	Zac MacMath	G	97+
07/04/2013	LA	2 vs CLB	1 Robbie Keane	Andy Gruenebaum	G	85
07/04/2013	LA	2 vs CLB	1 Robbie Keane	Andy Gruenebaum	G	92+
07/07/2013	MTL	1 vs CHV	1 Patrice Bernier	Dan Kennedy	G	80
07/07/2013	CLB	1 vs POR	0 Federico Higuain	Donovan Ricketts	WL	12
07/13/2013	NY	4 vs MTL	0 Peguy Luyindula	Troy Perkins	G	88
07/20/2013	CHI	4 vs DC	1 Mike Magee	Joe Willis	G	56
07/27/2013	RSL	3 at NY	4 Alvaro Saborio	Luis Robles	G	45
07/27/2013	NY	4 vs RSL	3 Fabian Espindola	Jeff Attinella	G	23
07/27/2013	NY	4 vs RSL	3 Fabian Espindola	Jeff Attinella	G	89
07/27/2013	SJ	2 vs POR	1 Victor Bernardez	Donovan Ricketts	G	55
08/03/2013	RSL	2 at COL	2 Alvaro Saborio	Clint Irwin	G	21
08/03/2013	HOU	3 vs CLB	1 Brad Davis	Matt Lampson	G	10
08/03/2013	SEA	3 vs DAL	0 Brad Evans	Raul Fernandez	G	94+
08/10/2013	CLB	2 vs NY	0 Federico Higuain	Luis Robles	G	62
08/10/2013	RSL	1 vs HOU	0 Alvaro Saborio	Tally Hall	G	37
08/11/2013	COL	1 at CHV	1 Deshorn Brown	Dan Kennedy	S	28
08/21/2013	RSL	3 at POR	3 Javier Morales	Donovan Ricketts	G	43
08/21/2013	POR	3 vs RSL	3 Diego Valeri	Jeff Attinella	G	57
08/24/2013	DAL	2 vs SJ	2 Michel	Jon Busch	G	72
08/25/2013	CHV	3 vs NY	2 Erick Torres	Luis Robles	G	47+
08/31/2013	DC	1 at NY	2 Dwayne De Rosario	Luis Robles	S	73
08/31/2013	LA	3 vs SJ	0 Robbie Keane	Jon Busch	G	43
09/04/2013	CLB	2 vs HOU	0 Ryan Finley	Tally Hall	S	50
09/07/2013	SEA	2 vs CHI	1 Osvaldo Alonso	Sean Johnson	S	30
09/07/2013	KC	3 vs CLB	0 Claudio Bieler	Matt Lampson	G	7
09/08/2013	MTL	4 at NE	2 Patrice Bernier	Bobby Shuttleworth	G	8
09/08/2013	MTL	4 at NE	2 Patrice Bernier	Bobby Shuttleworth	G	33
09/21/2013	VAN	3 at MTL	0 Kenny Miller	Troy Perkins	G	7
09/21/2013	CLB	3 vs CHI	0 Federico Higuain	Sean Johnson	G	70
09/21/2013	HOU	5 vs CHV	1 Boniek Garcia	Dan Kennedy	G	91+
09/21/2013	NE	2 vs DC	1 Lee Nguyen	Bill Hamid	S	57
09/21/2013	NE	2 vs DC	1 Lee Nguyen	Bill Hamid	G	83
09/28/2013	CHI	2 vs MTL	2 Mike Magee	Troy Perkins	C	79
09/29/2013	SEA	1 vs NY	1 Brad Evans	Luis Robles	G	45
10/05/2013	NE	2 at NY	2 Lee Nguyen	Luis Robles	G	85
10/12/2013	DAL	2 vs CHI	3 Kenny Cooper	Sean Johnson	G	75
10/19/2013	VAN	2 at COL	3 Camilo Sanvezzo	Clint Irwin	G	75
10/19/2013	COL	3 vs VAN	2 Gabriel Torres	David Ousted	G	41
10/19/2013	CHI	1 vs TOR	0 Mike Magee	Stefan Frei	G	64
10/19/2013	NE	3 vs CLB	2 Chris Tierney	Matt Lampson	G	69
10/23/2013	RSL	2 vs CHV	1 Alvaro Saborio	Tim Melia	G	49
10/27/2013	HOU	2 at DC	1 Boniek Garcia	Bill Hamid	G	11
10/27/2013	VAN	3 vs COL	0 Camilo Sanvezzo	Clint Irwin	G	43

2013 MLS STATISTICAL SUMMARY OF OFFICIALS

Referees	G Goals Avg			Fouls Avg		Yel Avg		Red Avg		PKs Avg		AR	4th
Fotis Bazakos	13	44	3.4	341	26.2	59	4.5	3	0.23	5	0.38	0	9
Allen Chapman	22	53	2.4	477	21.7	69	3.1	5	0.23	5	0.23	0	9
Ismail Elfath	16	53	3.3	399	24.9	56	3.5	2	0.13	1	0.06	0	6
Drew Fischer	17	55	3.2	428	25.2	49	2.9	2	0.12	5	0.29	0	6
Matthew Foerster	11	23	2.1	257	23.4	38	3.5	2	0.18	2	0.18	0	5
Geoff Gamble	5	12	2.4	117	23.4	17	3.4	2	0.40	1	0.20	0	5
David Gantar	8	21	2.6	195	24.4	22	2.8	1	0.13	0	0.00	0	2
Mark Geiger	13	37	2.8	363	27.9	35	2.7	2	0.15	2	0.15	0	5
Jorge Gonzalez	15	39	2.6	382	25.5	51	3.4	8	0.53	3	0.20	0	7
Hilario Grajeda	23	59	2.6	533	23.2	63	2.7	4	0.17	3	0.13	0	9
Juan Guzman	16	52	3.3	381	23.8	43	2.7	6	0.38	4	0.25	0	6
Edvin Jurisevic	15	27	1.8	339	22.6	40	2.7	4	0.27	3	0.20	0	12
Mark Kadlecik	2	2	1.0	49	24.5	3	1.5	0	0.00	0	0.00	0	10
Jair Marrufo	13	30	2.3	276	21.2	19	1.5	0	0.00	2	0.15	0	3
Chris Penso	17	38	2.2	411	24.2	55	3.2	6	0.35	3	0.18	0	9
Silviu Petrescu	18	52	2.9	508	28.2	66	3.7	2	0.11	4	0.22	0	10
Jose Carlos Rivero	12	23	1.9	331	27.6	41	3.4	1	0.08	5	0.42	0	8
Ricardo Salazar	21	47	2.2	529	25.2	59	2.8	5	0.24	5	0.24	0	7
Sorin Stoica	10	31	3.1	283	28.3	44	4.4	4	0.40	5	0.50	0	9
Kevin Stott	12	36	3.0	317	26.4	32	2.7	1	0.08	7	0.58	0	4
Baldomero Toledo	20	57	2.9	523	26.2	67	3.4	12	0.60	9	0.45	0	11
Ted Unkel	3	7	2.3	71	23.7	11	3.7	0	0.00	0	0.00	0	11
Armando Villarreal	21	47	2.2	513	24.4	67	3.2	7	0.33	7	0.33	0	10

Other officials (games as assistant referee, 4th official in parentheses):

Frank Anderson (18,0); Ian Anderson (22,0); Colin Arblaster (11,0); Marco Arruda (9,0); Claudio Badea (13,0); Peter Balciunas (10,0); Greg Barkey (24,0); Daniel Belleau (16,0); Eric Boria (11,0); Mathieu Bourdeau (0,16); Philippe Briere (9,0); Mark Cahen (13,0); Jesus Cisneros (0,17); Darren Clark (1,0); James Conlee (17,0); Jason Cullum (12,0); Bill Dittmar (16,0); Kevin Duliba (16,0); Brian Dunn (16,0); Gianni Facchini (1,0); Daniel Fitzgerald (0,11); Joe Fletcher (13,0); George Gansner (11,0); Adam Garner (15,0); Jeremy Hanson (13,0); Jeff Hosking (13,0); Sean Hurd (11,0); Baboucarr Jallow (16,0); Jonathan Johnson (9,0); Scott Kachmarik (7,0); Mike Kampmeiner (15,0); Kevin Klinger (17,0); Matthew Kreitzer (11,0); Craig Lowry (20,0); Peter Manikowski (18,0); Alejandro Mariscal (0,23); Younes Marrakchi (0,16); C.J. Morgante (12,0); Jeff Muschik (13,0); Matthew Nelson (12,0); Corey Parker (19,0); Tyler Ploeger (0,13); Brian Poeschel (19,0); Eric Proctor (16,0); Kermit Quisenberry (16,0); Daniel Radford (0,24); Corey Rockwell (19,0); Mike Rottersman (16,0); Yusri Rudolf (0,1); Paul Scott (18,0); Robert Sibiga (0,12); Chris Strickland (15,0); Kevin Terry Jr. (0,17); Fabio Tovar (15,0); Anthony Vasoli (14,0); Adam Wienckowski (18,0);

MLS SUMMARY OF FOULS/CARDS

YELLOW CARDS

Month	G	Yell	Avg.
March	42	111	2.64
April	35	120	3.43
May	42	130	3.10
June	39	122	3.13
July	43	141	3.28
August	45	144	3.20
September	41	123	3.00
October	36	115	3.19

As Of ...	G	Yell	Avg.
10/27/2013	323	1006	3.11
10/28/2012	323	978	3.03
10/23/2011	306	969	3.17
10/24/2010	240	746	3.11
10/25/2009	225	841	3.74
10/26/2008	210	744	3.54
10/21/2007	195	720	3.69
10/15/2006	192	684	3.56
10/16/2005	192	698	3.64
10/17/2004	150	528	3.52
10/26/2003	150	548	3.65
9/22/2002	140	572	4.09
9/09/2001	158	626	3.96
9/09/2000	192	736	3.83
10/10/1999	192	614	3.20
9/27/1998	192	619	3.22
9/28/1997	160	457	2.86
9/22/1996	160	522	3.26

TOTAL FOULS

Month	G	Fouls	Avg.
March	42	1102	26.2
April	35	883	25.2
May	42	973	23.2
June	39	970	24.9
July	43	1090	25.3
August	45	1086	24.1
September	41	1001	24.4
October	36	918	25.5

As Of ...	G	Fouls	Avg.
10/27/2013	323	8023	24.8
10/28/2012	323	7943	24.6
10/23/2011	306	7359	24.0
10/24/2010	240	5275	22.0
10/25/2009	225	5159	22.9
10/26/2008	210	5211	24.8
10/21/2007	195	5524	28.3
10/15/2006	192	5573	29.0
10/16/2005	192	5670	29.5
10/17/2004	150	4573	30.5
10/26/2003	150	4836	32.2
9/22/2002	140	4559	32.6
9/09/2001	158	5211	33.0
9/09/2000	192	6488	33.8
10/10/1999	192	5563	29.0
9/27/1998	192	5402	28.1
9/28/1997	160	4583	28.6
9/22/1996	160	4432	27.7

RED CARDS

Month	G	Red	Avg.
March	42	4	0.10
April	35	9	0.26
May	42	12	0.29
June	39	12	0.31
July	43	11	0.26
August	45	18	0.40
September	41	6	0.15
October	36	7	0.19

As Of ...	G	Red	Avg.
10/27/2013	323	79	0.24
10/28/2012	323	60	0.19
10/23/2011	306	87	0.28
10/24/2010	240	54	0.23
10/25/2009	225	82	0.36
10/26/2008	210	60	0.29
10/21/2007	195	54	0.28
10/15/2006	192	44	0.23
10/16/2005	192	42	0.22
10/17/2004	150	35	0.23
10/26/2003	150	38	0.25
9/22/2002	140	44	0.31
9/09/2001	158	47	0.30
9/09/2000	192	55	0.29
10/10/1999	192	56	0.29
9/27/1998	192	61	0.32
9/28/1997	160	36	0.23
9/22/1996	160	32	0.20

PENALTY KICKS

Month	G	PKs	Avg.
March	42	8	0.19
April	35	9	0.26
May	42	9	0.21
June	39	11	0.28
July	43	11	0.26
August	45	12	0.27
September	41	12	0.29
October	36	9	0.25

As Of ...	G	PKs	Avg.
10/27/2013	323	81	0.25
10/28/2012	323	72	0.22
10/23/2011	306	84	0.27
10/24/2010	240	56	0.23
10/25/2009	225	63	0.28
10/26/2008	210	48	0.23
10/21/2007	195	57	0.29
10/15/2006	192	44	0.23
10/16/2005	192	59	0.31
10/17/2004	150	49	0.33
10/26/2003	150	58	0.39
9/22/2002	140	47	0.34
9/09/2001	158	52	0.33
9/09/2000	192	66	0.34
10/10/1999	192	41	0.21
9/27/1998	192	56	0.29
9/28/1997	160	54	0.34
9/22/1996	160	51	0.32

MLS Individual Single-Season Leaders (1996-2013)

GOALS

YEAR	PLAYER	TEAM	GP	GOALS
1996	Roy Lassiter	TB	30	27
2012	Chris Wondolowski	SJ	32	27
1998	Stern John	CLB	27	26
2000	Mamadou Diallo	TB	28	26
2002	Carlos Ruiz	LA	26	24

ASSISTS

YEAR	PLAYER	TEAM	GP	ASTS
2000	Carlos Valderrama	TB	32	26
1996	Marco Etcheverry	DC	26	19
1997	Carlos Valderrama	TB	20	19
1998	Marco Etcheverry	DC	29	19
2002	Steve Ralston	NE	27	19
2008	Guillermo Barros Schelotto	CLB	27	19

GAMES PLAYED

31 players tied with 34

GAMES STARTED

23 players tied with 34

MINUTES PLAYED

YEAR	PLAYER	TEAM	MIN
13 players tied with 3060			

SHOTS

YEAR	PLAYER	TEAM	GP	SHOTS
2000	Mamadou Diallo	TB	28	152
1996	Preki	KC	32	140
2012	Kei Kamara	KC	33	134
2000	Ante Razov	CHI	24	127
2012	Chris Wondolowski	SJ	32	127

SHOTS ON GOAL

YEAR	PLAYER	TEAM	GP	SOG
2000	Mamadou Diallo	TB	28	76
2003	Ante Razov	CHI	26	67
2000	Ante Razov	CHI	24	63
1996	Preki	KC	32	61
2008	Kenny Cooper	DAL	30	60

FOULS COMMITTED

YEAR	PLAYER	TEAM	GP	FC
2000	Diego Serna	MIA	31	83
2007	Juan Toja	DAL	27	83
2006	Simo Valakari	DAL	31	81
1999	Matt McKeon	COL	28	80
2013	Marcelo Sarvas	LA	33	80

FOULS SUFFERED

YEAR	PLAYER	TEAM	GP	FS
2006	Alejandro Moreno	HOU	30	112
2004	Davy Arnaud	KC	30	111
2005	Alejandro Moreno	SJ	31	102
2003	DaMarcus Beasley	CHI	22	96
1997	Roberto Donadoni	MET	32	94

CAUTIONS (YELLOW)

YEAR	PLAYER	TEAM	GP	CAUT
1996	Leonel Alvarez	DAL	22	14
1996	Michael Emenalo	SJ	29	13
2012	Oswaldo Minda	CHV	22	13
2013	Aurelien Collin	KC	29	13
1998	Leonel Alvarez	DAL	27	12

EJECTIONS (RED CARDS)

YEAR	PLAYER	TEAM	GP	EJECT
1997	Branco	MET	11	3
2000	Ezra Hendrickson	LA	22	3
2009	Carlos Johnson	NY	13	3
2009	Jamison Olave	RSL	25	3
2010	Davy Arnaud	KC	27	3
2011	Eric Hassli	VAN	26	3
2013	Dimitry Imbongo	NE	21	3

GAME-WINNING GOALS

YEAR	PLAYER	TEAM	GP	GWG
2012	Chris Wondolowski	SJ	32	11
2002	Carlos Ruiz	LA	26	9
2010	Chris Wondolowski	SJ	28	9
2013	Chris Wondolowski	SJ	29	8
8 players tied with 7				

GAME-WINNING ASSISTS

YEAR	PLAYER	TEAM	GP	GWA
1999	Mauricio Cienfuegos	LA	30	8
2000	Steve Ralston	TB	30	8
1997	Mauricio Cienfuegos	LA	22	7
1999	Jason Kreis	DAL	32	7
2001	Diego Serna	MIA	22	7
2011	David Beckham	LA	26	7

PENALTY-KICK GOALS

YEAR	PLAYER	TEAM	GP	PKG
2005	Jaime Moreno	DC	29	9
1996	Preki	KC	32	7
2003	Carlos Ruiz	LA	26	7
2004	Amado Guevara	MET	24	6
2009	Jaime Moreno	DC	24	6
2012	Patrice Bernier	MTL	27	6
2013	Federico Higuain	CLB	29	6

GAMES PLAYED IN GOAL

YEAR	PLAYER	TEAM	GP
8 players tied with 34			

GAMES STARTED IN GOAL

YEAR	PLAYER	TEAM	GS
8 players tied with 34			

MINUTES PLAYED IN GOAL

YEAR	PLAYER	TEAM	MIN
8 players tied with 3060			

GOALKEEPER WINS

YEAR	PLAYER	TEAM	GP	WON
1998	Kevin Hartman	LA	29	22
1997	Mike Ammann	KC	29	21
1999	Kevin Hartman	LA	32	20
1998	Scott Garlick	DC	25	19
5 players tied with 18				

GOALKEEPER LOSSES

YEAR	PLAYER	TEAM	GP	LOST
2005	D.J. Countess	RSL	27	19
2012	Matt Pickens	COL	32	19
1997	Tony Meola	MET	30	18
1999	Mike Ammann	MET	24	18
4 players tied with 17				

SAVES

YEAR	PLAYER	TEAM	GP	SVS
2000	Scott Garlick	TB	32	184
1997	Mark Dodd	DAL	30	183
1998	Tony Meola	MET	31	164
1996	Mark Dodd	DAL	31	160
1999	Scott Garlick	TB	28	152

SHUTOUTS

YEAR	PLAYER	TEAM	GP	SHO
2000	Tony Meola	KC	31	16
2012	Jimmy Nielsen	KC	34	15
2010	Nick Rimando	RSL	27	14
2007	Brad Guzan	CHV	27	13
2011	Kevin Hartman	DAL	33	13
2011	Nick Rimando	RSL	33	13
2013	Jimmy Nielsen	KC	33	13

GOALS AGAINST AVG.

YEAR	PLAYER	TEAM	GP	MIN	GA	GAA
2010	Kevin Hartman	DAL	20	1755	12	0.62
2010	Nick Rimando	RSL	27	2430	18	0.67
2012	Michael Gspurning	SEA	21	1845	15	0.73
2011	Donovan Ricketts	LA	15	1284	11	0.77
2012	Jimmy Nielsen	KC	34	3060	27	0.79

Minimum: 1000 minutes played

MLS Individual All-Time Leaders (1996-2013)

GOALS	TEAM	GP	GOALS
Jeff Cunningham	CLB*	365	134
Landon Donovan	LA*	303	134
Jaime Moreno	DC*	340	133
Ante Razov	CHV*	262	114
Jason Kreis	RSL*	305	108
Dwayne De Rosario	DC*	324	103
Taylor Twellman	NE	174	101
Edson Buddle	COL*	274	98
Roy Lassiter	DC*	179	88
Carlos Ruiz	DC*	182	88

ASSISTS	TEAM	GP	ASTS
Steve Ralston	NE*	378	135
Landon Donovan	LA*	303	117
Carlos Valderrama	COL*	175	114
Preki	KC*	242	112
Jaime Moreno	DC*	340	102
Brad Davis	HOU*	313	101
Marco Etcheverry	DC	191	101
Cobi Jones	LA	306	91
Andy Williams	RSL*	332	86
Mauricio Cienfuegos	LA	206	80
Chris Henderson	NY*	317	80

GAMES PLAYED	TEAM	GP
Kevin Hartman	NY*	416
Steve Ralston	NE*	378
Jeff Cunningham	CLB*	365
Nick Rimando	RSL*	346
Joe Cannon	VAN*	342
Jaime Moreno	DC*	340
Tyrone Marshall	COL*	337
Pablo Mastroeni	LA*	334
Chris Klein	LA*	333
Andy Williams	RSL*	332

GAMES STARTED	TEAM	GS
Kevin Hartman	NY*	411
Steve Ralston	NE*	372
Nick Rimando	RSL*	346
Joe Cannon	VAN*	341
Pablo Mastroeni	LA*	316
Chris Henderson	NY*	304
Jay Heaps	NE*	299
Tyrone Marshall	COL*	297
Kyle Beckerman	RSL*	296
Jaime Moreno	DC*	295

MINUTES PLAYED	TEAM	MIN
Kevin Hartman	NY*	37260
Steve Ralston	NE*	33143
Nick Rimando	RSL*	31293
Joe Cannon	VAN*	30732
Pablo Mastroeni	LA*	27522
Jay Heaps	NE*	27363
Tyrone Marshall	COL*	26654
Kyle Beckerman	RSL*	26556
Nick Garcia	TOR*	26324
Chris Klein	LA*	26248

SHOTS	TEAM	GP	SHOTS
Ante Razov	CHV*	262	926
Dwayne De Rosario	DC*	324	831
Jason Kreis	RSL*	305	818
Preki	KC*	242	773
Jeff Cunningham	CLB*	365	772
Jaime Moreno	DC*	340	684
Edson Buddle	COL*	274	670
Landon Donovan	LA*	303	639
Mark Chung	SJ*	284	624
Brian McBride	CHI*	220	573

SHOTS ON GOAL	TEAM	GP	SOG
Ante Razov	CHV*	262	441
Jaime Moreno	DC*	340	394
Jeff Cunningham	CLB*	365	372
Jason Kreis	RSL*	305	370
Dwayne De Rosario	DC*	324	357
Landon Donovan	LA*	303	341
Preki	KC*	242	323
Taylor Twellman	NE	174	318
Edson Buddle	COL*	274	287
Mark Chung	SJ*	284	282

FOULS COMMITTED	TEAM	GP	FC
Kyle Beckerman	RSL*	325	492
Jesse Marsch	CHV*	321	477
Chris Henderson	NY*	317	474
Pablo Mastroeni	LA*	334	474
Brian Mullan	COL*	323	469
Shalrie Joseph	SEA*	283	463
Carey Talley	NY*	315	463
Tyrone Marshall	COL*	337	452
Richie Williams	NY*	216	451
Diego Gutierrez	CHI*	276	443

FOULS SUFFERED	TEAM	GP	FS
Jaime Moreno	DC*	340	703
Andy Williams	RSL*	332	680
Alejandro Moreno	CHV*	272	659
Davy Arnaud	MTL*	297	645
Cobi Jones	LA	306	637
Eddie Gaven	CLB*	278	583
Mark Chung	SJ*	284	578
Brian Mullan	COL*	323	526
Landon Donovan	LA*	303	505
Brian McBride	CHI*	220	503

CAUTIONS (YELLOW)	TEAM	GP	CAUT
Pablo Mastroeni	LA*	334	81
Kyle Beckerman	RSL*	325	72
Mike Petke	NY*	307	69
Carey Talley	NY*	315	67
Ramiro Corrales	SJ*	307	66
Tyrone Marshall	COL*	337	66
Diego Gutierrez	CHI*	276	63
Jay Heaps	NE*	314	63
Jesse Marsch	CHV*	321	61
Frankie Hejduk	LA*	203	58

EJECTIONS (RED CARDS)	TEAM	GP	EJECT
Clint Mathis	LA*	258	9
Pablo Mastroeni	LA*	334	8
Ramiro Corrales	SJ*	307	7
Tyrone Marshall	COL*	337	7
Ivan McKinley	DC*	174	7
Mike Petke	NY*	307	7
12 players tied with 6			

GAME-WINNING GOALS	TEAM	GP	GWG
Jeff Cunningham	CLB*	365	40
Landon Donovan	LA*	303	37
Chris Wondolowski	SJ*	172	34
Ante Razov	CHV*	262	33
Jason Kreis	RSL*	305	31
Edson Buddle	COL*	274	29
Taylor Twellman	NE	174	28
Dwayne De Rosario	DC*	324	27
Jaime Moreno	DC*	340	26
Eddie Johnson	SEA*	176	24
Carlos Ruiz	DC*	182	24

GAME-WINNING ASSISTS	TEAM	GP	GWA
Steve Ralston	NE*	378	41
Landon Donovan	LA*	303	36
Brad Davis	HOU*	313	33
Carlos Valderrama	COL*	175	33
Cobi Jones	LA	306	30
Preki	KC*	242	29
Mauricio Cienfuegos	LA	206	28
Jaime Moreno	DC*	340	26
Marco Etcheverry	DC	191	25
Dwayne De Rosario	DC*	324	24

HAT TRICKS	TEAM	GP	HATS
Stern John	CLB	55	5
Diego Serna	COL*	124	5
Edson Buddle	COL*	274	4
Mamadou Diallo	NY*	74	4
Landon Donovan	LA*	303	4
Cobi Jones	LA	306	4
Chris Wondolowski	SJ*	172	4
6 players tied with 3			

MULTI-GOAL GAMES	TEAM	GP	GAMES
Landon Donovan	LA*	303	30
Jeff Cunningham	CLB*	365	22
Ante Razov	CHV*	262	22
Jaime Moreno	DC*	340	17
Carlos Ruiz	DC*	182	17
Edson Buddle	COL*	274	16
Taylor Twellman	NE	174	16
Juan Pablo Angel	CHV*	152	14
Dwayne De Rosario	DC*	324	14
Raul Diaz Arce	COL*	150	13
Chris Wondolowski	SJ*	172	13

PENALTY-KICK GOALS	TEAM	GP	PKG
Jaime Moreno	DC*	340	44
Landon Donovan	LA*	303	28
Preki	KC*	242	23
Jeff Cunningham	CLB*	365	20
Carlos Ruiz	DC*	182	16
Amado Guevara	TOR*	153	15
Dwayne De Rosario	DC*	324	14
6 players tied with 13			

GAMES PLAYED IN GOAL	TEAM	GP
Kevin Hartman	NY*	416
Nick Rimando	RSL*	346
Joe Cannon	VAN*	342
Matt Reis	NE*	293
Zach Thornton	CHV*	282
Jon Busch	SJ*	263
Tony Meola	NY*	250
Scott Garlick	RSL*	237
Pat Onstad	DC*	223
Troy Perkins	MTL*	192

GAMES STARTED IN GOAL	TEAM	GS
Kevin Hartman	NY*	411
Nick Rimando	RSL*	346
Joe Cannon	VAN*	341
Matt Reis	NE*	288
Zach Thornton	CHV*	276
Jon Busch	SJ*	262
Tony Meola	NY*	250
Scott Garlick	RSL*	234
Pat Onstad	DC*	223
Troy Perkins	MTL*	192

GOALS AGAINST AVG.	TEAM	GP	MIN	SHTS	SVS	GA	GAA	W-L-T	SHO
Jimmy Nielsen	KC	128	11497	430	304	126	0.99	57-38-32	45
Kasey Keller	SEA	93	8264	367	270	97	1.06	44-22-25	30
Donovan Ricketts	POR*	135	11961	527	381	146	1.10	60-34-37	46
Bouna Coundoul	NY*	99	8823	474	363	111	1.13	36-36-25	32
Pat Onstad	DC*	223	20076	952	698	254	1.14	93-59-70	64
Nick Rimando	RSL*	346	31293	1637	1222	415	1.19	151-118-7	108
Josh Saunders	RSL*	59	5086	237	169	68	1.20	32-13-12	20
Kevin Hartman	NY*	416	37260	1975	1474	501	1.21	180-143-8	112
William Hesmer	CLB*	133	11965	582	421	161	1.21	60-40-33	42
Tally Hall	HOU	106	9516	429	300	129	1.22	41-31-34	28
Minimum: 4500 minutes played									

SAVES PERCENTAGE	TEAM	GP	SAVES	SOG	PCT
Brad Friedel	CLB	38	177	234	75.6
Bouna Coundoul	NY*	99	363	488	74.4
Jon Busch	SJ*	263	979	1329	73.7
Tony Meola	NY*	250	1136	1546	73.5
Tim Howard	NY	85	442	607	72.8
Kasey Keller	SEA	93	270	372	72.6
Jorge Campos	CHI*	51	195	269	72.5
Joe Cannon	VAN*	342	1331	1843	72.2
Mark Dodd	DAL	92	495	686	72.2
Kevin Hartman	NY*	416	1474	2043	72.1
Minimum: 175 saves					

* Played for more than one team; most recent team listed.

MINUTES PLAYED IN GOAL	TEAM	MIN
Kevin Hartman	NY*	37260
Nick Rimando	RSL*	31293
Joe Cannon	VAN*	30732
Matt Reis	NE*	25936
Zach Thornton	CHV*	24935
Jon Busch	SJ*	23585
Tony Meola	NY*	22555
Scott Garlick	RSL*	21171
Pat Onstad	DC*	20076
Troy Perkins	MTL*	17257

GOALKEEPER WINS	TEAM	GP	WON
Kevin Hartman	NY*	416	180
Nick Rimando	RSL*	346	151
Zach Thornton	CHV*	282	131
Joe Cannon	VAN*	342	119
Matt Reis	NE*	293	110
Scott Garlick	RSL*	237	107
Jon Busch	SJ*	263	104
Tony Meola	NY*	250	97
Pat Onstad	DC*	223	93
Troy Perkins	MTL*	192	70

GOALKEEPER LOSSES	TEAM	GP	LOST
Kevin Hartman	NY*	416	143
Joe Cannon	VAN*	342	141
Nick Rimando	RSL*	346	118
Tony Meola	NY*	250	109
Matt Reis	NE*	293	98
Zach Thornton	CHV*	282	97
Scott Garlick	RSL*	237	93
Jon Busch	SJ*	263	77
Troy Perkins	MTL*	192	72
Mike Ammann	DC*	125	67

SAVES	TEAM	GP	SVS
Kevin Hartman	NY*	416	1474
Joe Cannon	VAN*	342	1331
Nick Rimando	RSL*	346	1222
Tony Meola	NY*	250	1136
Matt Reis	NE*	293	1114
Scott Garlick	RSL*	237	1021
Zach Thornton	CHV*	282	987
Jon Busch	SJ*	263	979
Pat Onstad	DC*	223	698
Troy Perkins	MTL*	192	647

SHUTOUTS	TEAM	GP	SHO
Kevin Hartman	NY*	416	112
Nick Rimando	RSL*	346	108
Joe Cannon	VAN*	342	86
Jon Busch	SJ*	263	76
Zach Thornton	CHV*	282	76
Matt Reis	NE*	293	75
Pat Onstad	DC*	223	64
Tony Meola	NY*	250	62
Scott Garlick	RSL*	237	48
Troy Perkins	MTL*	192	48



CHICAGO FIRE PLAYOFF HISTORY

PLAYOFF HISTORY

vs. Team	No. of Series	Series W-L	GP	W-L-T	OT	ShO	GF	GA	Mtg.	Round	Series Result
Colorado	1	1-0	2	2-0-0	0-0-0	1-0	2	1	1998	West Semifinals	Won 2 games to 0
Columbus	1	0-1	1	0-1-0	0-0-0	0-0	1	2	2008	Semifinals	Lost 1 games to 0
D.C. United	4	4-0	7	5-0-2	0-0-0	0-0	13	2	2007	Quarterfinals	Won 1 games to 0
FC Dallas	2	1-1	6	3-2-1	0-0-1	0-0	12	6	2001	Quarterfinals	Won 7 pts. to 1
Houston	1	0-1	1	0-1-0	0-0-0	0-0	1	2	2012	Wild Card	Lost 1 games to 0
Kansas City	1	0-1	1	0-1-0	0-0-0	0-0	0	1	2000	MLS Cup '00	Lost MLS Cup '00
Los Angeles	2	1-1	5	2-2-1	0-2-1	1-0	4	5	2001	Semifinals	Lost 7 pts. to 1
New England	8	4-4	15	7-7-1	1-1-0	0-0	20	14	2009	Quarterfinals	Won Series Tie-Breaker
New York	1	1-0	3	2-1-0	0-0-0	0-0	6	4	2000	Semifinals	Won 6 pts. to 3
Real Salt Lake	1	0-1	1	0-1-0	0-1-0	0-1	0	0	2009	Semifinals	Lost 1 games to 0
San Jose	1	0-1	1	0-1-0	0-0-0	0-0	2	4	2003	MLS Cup '03	Lost MLS Cup '03
TOTALS	23	12-11	43	21-17-5	1-4-2	2-1	61	41			

CHICAGO FIRE -- ALL-TIME POSTSEASON RESULTS

DATE	OPPONENT	RESULT	ATT.	W-L-T	RD.	GOALS:
10/01/1998	Colorado	W 2-1	12,610	1-0-0	QTR	CHI: Kubik (50); COL: Waldir (79)
10/05/1998	at Colorado	W 1-0	6,582	2-0-0	QTR	CHI: Kubik (42)
10/10/1998	at Los Angeles	W 1-0	25,107	3-0-0	SEM	CHI: Marsch (86)
10/16/1998	Los Angeles	W 2-1	32,744	4-0-0	SEM	CHI: Nowak (31); LA: Pena (37)
10/25/1998	D.C. United	W 2-0	51,350	5-0-0	FIN	CHI: Podbrozny (29) Gutierrez (45)
10/16/1999	at Dallas	L 1-2	10,980	0-1-0	QTR	CHI: Ball (79); DAL: Graziani (52) Santel (75)
10/23/1999	Dallas	W 4-0	13,197	1-1-0	QTR	CHI: Nowak (18) Kosecki (36) Razov (43) Kovalenko (46)
10/27/1999	at Dallas	L 2-3	9,795	1-2-0	QTR	CHI: Razov (3) Marsch (5); DAL: Deering (55) Rodriguez (84) Graziani (86)
09/15/2000	New England	W 2-1	10,476	1-0-0	QTR	CHI: own goal (54) Kovalenko (73); NE: Harris (50)
09/19/2000	at New England	L 1-2	10,723	1-1-0	QTR	CHI: Kovalenko (83); NE: WYNALDA (18) Wright (86)
09/22/2000	New England	W 6-0	5,972	2-1-0	QTR	CHI: Razov (5,65) Stoitchkov (14,17) Nowak (47) George (75)
09/26/2000	MetroStars	W 3-0	7,141	3-1-0	SEM	CHI: Stoitchkov (21) Kovalenko (35) Razov (84)
09/30/2000	at MetroStars	L 0-2	15,476	3-2-0	SEM	MET: Chung (40) Valencia (84)
10/06/2000	MetroStars	W 3-2	10,133	4-2-0	SEM	CHI: Brown (3) Stoitchkov (31) Razov (88); MET: Valencia (32,36)
10/15/2000	at Kansas City	L 0-1	39,159	4-3-0	FIN	KC: Molnar (11)
09/20/2001	Dallas	W 2-0	8,314	1-0-0	QTR	CHI: Bocanegra (40) Whitfield (90)
09/23/2001	at Dallas	T 1-1 (OT)	17,149	1-0-1	QTR	CHI: J. Beasley (84); DAL: Deering (27)
09/29/2001	Dallas	W 2-0	12,811	2-0-1	QTR	CHI: Kovalenko (17) Armas (55)
10/10/2001	Los Angeles	T 1-1 (OT)	10,388	2-0-2	SEM	CHI: WYNALDA (32); LA: Hernandez (44)
10/13/2001	at Los Angeles	L 0-1 (OT)	10,100	2-1-2	SEM	LA: Vagenas (94)
10/17/2001	Los Angeles	L 1-2 (OT)	13,444	2-2-2	SEM	CHI: D. Beasley (30); LA: Califf (44) Cienfuegos (98)
09/26/2002	at New England	L 0-2	6,306	0-1-0	QTR	NE: Twellman (13) Hernandez (60)
09/29/2002	New England	W 2-1	9,434	1-1-0	QTR	CHI: Razov (43,76); NE: Kamler (28)
10/02/2002	at New England	L 0-2	6,954	1-2-0	QTR	NE: Kamler (12) Twellman (65)
11/01/2003	at D.C. United	W 2-0	15,202	1-0-0	QTR	CHI: Williams (4) Razov (90)
11/09/2003	D.C. United	W 2-0	15,312	2-0-0	QTR	CHI: Ralph (17) Razov (55)
11/14/2003	New England	W 1-0 (OT)	14,610	3-0-0	SEM	CHI: Armas (101)
11/23/2003	San Jose	L 2-4	27,000	3-1-0	FIN	CHI: Beasley (49) own goal (54); SJ: Ekelund (5) Donovan (38,71) Mulrooney (50)
10/21/2005	D.C. United	T 0-0	11,493	0-0-1	QTR	
10/30/2005	at D.C. United	W 4-0	20,089	1-0-1	QTR	CHI: Stewart (10) Guerrero (37,45) Marsch (67)
11/06/2005	at New England	L 0-1	18,118	1-1-1	SEM	NE: Dempsey (4)
10/22/2006	New England	W 1-0	10,217	1-0-0	QTR	CHI: Mapp (35)
10/28/2006	at New England	L 1-2 (OT)	9,372	1-1-0	QTR	CHI: Jaqua (18); NE: Twellman (41) Noonan (58)
10/25/2007	D.C. United	W 1-0	17,834	1-0-0	QTR	CHI: Rolfe (14)
11/01/2007	at D.C. United	T 2-2	19,438	1-0-1	QTR	CHI: Barrett (31) Rolfe (33); DC: Simms (69) Gomez (74)
11/08/2007	at New England	L 0-1	10,317	1-1-1	SEM	NE: Twellman (38)
10/30/2008	at New England	T 0-0	5,221	0-0-1	QTR	
11/06/2008	New England	W 3-0	17,312	1-0-1	QTR	CHI: Rolfe (45) Conde (49) Segares (74)
11/13/2008	at Columbus	L 1-2	14,688	1-1-1	SEM	CHI: McBride (29); CLB: Marshall (49) Gaven (55)
11/01/2009	at New England	L 1-2	7,416	0-1-0	QTR	CHI: Rolfe (17); NE: Osei (45) Joseph (75)
11/07/2009	New England	W 2-0	21,528	1-1-0	QTR	CHI: Thorrrington (35) Blanco (83)
11/14/2009	Real Salt Lake	L 0-0 (OT)	21,723	1-2-0	SEM	
10/31/2012	Houston	L 1-2	10,923	0-1-0	WC	CHI: Alex (83); HOU: Bruin (12,46)

2013 CHICAGO FIRE STATISTICS (14-13-7, 49 pts.)

UNF	POS	PLAYER	GP	GS	MIN	G	A	SHT	SOG	FC	FS	OFF	CK	C	E
9	F	Mike Magee (TOT)	32	32	2793	21	4	114	50	31	41	8	94	4	0
9	F	Mike Magee (CHI)	22	22	1901	15	4	78	37	17	29	3	89	3	0
14	M	Patrick Nyarko	30	24	2153	4	4	40	16	33	70	13	0	1	0
8	M	Dilly Duka	31	24	1788	4	3	62	28	39	23	1	14	3	0
17	F	Chris Rolfe	31	26	2135	4	1	69	19	17	20	8	6	3	0
24	F	Quincy Amarikwa	14	0	299	3	0	12	7	17	10	3	3	0	0
26	M	Joel Lindpere	25	17	1444	2	8	18	6	13	17	2	29	2	0
20	M	Jeff Larentowicz	32	31	2807	2	4	45	13	47	30	1	0	6	1
11	M	Daniel Paladini	20	7	823	2	3	12	6	11	9	2	16	5	1
29	F	Maicon Santos	15	1	379	2	2	20	5	7	7	6	0	1	0
33	F	Juan Luis Anangono	13	9	839	2	1	34	10	23	12	7	0	1	0
6	D	Jalil Anibaba	34	34	3060	1	3	16	7	15	13	2	0	3	0
22	D	Austin Berry	34	34	3060	1	2	14	5	17	16	0	0	2	0
71	M	Alex	30	18	1625	1	1	34	9	25	29	0	18	2	0
3	D	Hunter Jumper	2	2	180	1	1	2	1	5	0	0	0	1	0
4	D	Bakary Soumare (TOT)	25	25	2180	1	0	6	2	35	13	0	0	5	2
4	D	Bakary Soumare (CHI)	22	22	1919	1	0	5	2	31	12	0	0	4	2
7	F	Sherjill MacDonald	13	7	579	0	1	11	5	7	12	13	0	0	0
13	D	Gonzalo Segares	32	32	2855	0	1	12	3	43	27	1	0	8	0
30	M	Yazid Atouba Emame	3	0	55	0	0	1	0	1	3	0	0	0	0
19	M	Corben Bone	1	0	3	0	0	0	0	0	0	0	0	0	0
28	D	Shaun Francis	1	1	90	0	0	1	0	3	0	0	0	0	0
25	G	Sean Johnson	28	28	2520	0	0	0	0	2	3	0	0	2	0
18	D	Steven Kinney	2	2	180	0	0	1	0	1	2	0	0	0	0
12	M	Logan Pause	15	11	904	0	0	1	0	7	2	0	0	1	0
5	M	Arevalo Rios	9	9	780	0	0	11	3	5	15	0	0	0	0
15	D	Wells Thompson	8	6	542	0	0	6	0	7	11	0	1	2	1
70	G	Paolo Tornaghi	6	6	540	0	0	0	0	0	0	0	0	0	0
21	M	Michael Videira	2	1	84	0	0	0	0	1	0	0	0	0	0
	F	Orr Barouch	0	0	0	0	0	0	0	0	0	0	0	0	0
	M	Alvaro Hernandez	0	0	0	0	0	0	0	0	0	0	0	0	0
94	F	Kellen Gulley	0	0	0	0	0	0	0	0	0	0	0	0	0
1	G	Alec Kann	0	0	0	0	0	0	0	0	0	0	0	0	0
16	M	Brendan King	0	0	0	0	0	0	0	0	0	0	0	0	0
27	M	Victor Pineda	0	0	0	0	0	0	0	0	0	0	0	0	0
	F	Federico Puppo	0	0	0	0	0	0	0	0	0	0	0	0	0
		Own-goals received				2									
		Team totals	34	34	3060	47	39	505	182	394	401	62	176	50	5
		Opponent totals	34	34	3060	52	47	475	156	401	394	75	169	53	1

GAME-WINNING GOALS: Mike Magee 3, Jeff Larentowicz 2, Chris Rolfe 1, Joel Lindpere 1
Hunter Jumper 1, Dilly Duka 1, Maicon Santos 1, Alex 1, Austin Berry 1
Jalil Anibaba 1

GAME-WINNING ASSISTS: Mike Magee 2, Jeff Larentowicz 2, Jalil Anibaba 2, Daniel Paladini 1
Patrick Nyarko 1, Joel Lindpere 1, Austin Berry 1, Juan Luis Anangono 1

PENALTY KICK GOALS/ATTEMPTS: Mike Magee 3-4, Chris Rolfe 0-1

CHICAGO FIRE INDIVIDUAL GOALKEEPING

UNF	POS	GOALKEEPER	GP	GS	MIN	SHTS	SV	GA	GAA	PG	PA	W	L	T	SO
25	G	Sean Johnson	28	28	2520	132	93	39	1.39	3	4	12	10	6	6
70	G	Paolo Tornaghi	6	6	540	24	12	13	2.17	0	0	2	3	1	0
		Team totals	34	34	3060	156	105	52	1.53	3	4	14	13	7	6
		Opponent totals	34	34	3060	182	134	47	1.38	3	5	13	14	7	8

* = Played with other teams in 2013. Only Chicago Fire statistics listed here.

CHICAGO FIRE 2013 SCHEDULE

DAY	DATE	OPPONENT	RESULT	ATT.	W-L-T	POS.	PTS	NOTES:
Sun.	Mar. 3	at Los Angeles	L 0-4	20,124	0-1-0	T8	0	LA: Magee (38,68,74) Keane (80)
Sat.	Mar. 9	New England	L 0-1	13,242	0-2-0	T9	0	NE: Bengtson (62)
Sat.	Mar. 16	at Sporting KC	T 0-0	19,868	0-2-1	10	1	
Sun.	Mar. 24	Chivas USA	L 1-4	9,723	0-3-1	10	1	CHI: Nyarko (64); CHV: Mejia (57) Velazquez (73) Agudelo (75) own goal (89)
Sun.	Apr. 7	New York	W 3-1	12,557	1-3-1	0	4	CHI: Paladini (44) Maicon Santos (83,89); NY: Olave (17)
Sun.	Apr. 14	at Houston	L 1-2	18,942	1-4-1	T9	4	CHI: Rolfe (29); HOU: Bruin (26) Davis (81)
Sat.	Apr. 20	Columbus	W 1-0	12,813	2-4-1	T7	7	CHI: Larentowicz (83)
Sat.	Apr. 27	at Montreal	L 0-2	19,773	2-5-1	T8	7	MTL: Romero (57) Di Vaio (76)
Sat.	May 11	Philadelphia	L 0-1	12,205	2-6-1	T8	7	PHI: McInerney (75)
Sat.	May 18	at Philadelphia	L 0-1	18,575	2-7-1	T8	7	PHI: McInerney (3)
Sat.	May 25	at Real Salt Lake	T 1-1	18,293	2-7-2	8	8	CHI: Amarikwa (84); RSL: Saborio (78)
Sun.	June 2	D.C. United	W 2-0	14,546	3-7-2	8	11	CHI: own goal (9) Magee (85)
Sat.	June 8	Portland	T 2-2	15,349	3-7-3	8	12	CHI: Magee (68) Paladini (82); POR: Valeri (33) Zemanski (58)
Wed.	June 19	Colorado	W 2-1	11,349	4-7-3	8	15	CHI: Magee (23) Berry (47); COL: Brown (17)
Sat.	June 22	at Columbus	W 2-1	19,624	5-7-3	8	18	CHI: Duka (52) Magee (54); CLB: Higuain (7)
Wed.	July 3	San Jose	W 3-2	14,815	6-7-3	T6	21	CHI: Duka (36) Nyarko (47) Rolfe (84); SJ: Gordon (14) own goal (72)
Sun.	July 7	Sporting KC	L 1-2	17,735	6-8-3	8	21	CHI: Magee (38); KC: Feilhaber (6) Zusi (8)
Sun.	July 14	at Vancouver	L 1-3	20,206	6-9-3	8	21	CHI: Nyarko (94+); VAN: Sanvezzo (66,71) Manneh (84)
Sat.	July 20	D.C. United	W 4-1	17,190	7-9-3	7	24	CHI: Rolfe (2,46+) Lindpere (11) Magee (56); DC: Silva (58)
Sat.	July 27	at Houston	T 1-1	22,039	7-9-4	7	25	CHI: Magee (63); HOU: Weaver (61)
Sat.	Aug. 3	at Philadelphia	W 2-1	18,295	8-9-4	7	28	CHI: Nyarko (9) Magee (75); PHI: Williams (60)
Sat.	Aug. 10	Montreal	W 2-1	17,297	9-9-4	6	31	CHI: Lindpere (6) Duka (23); MTL: Martins (57)
Sat.	Aug. 17	at New England	L 0-2	14,630	9-10-4	7	31	NE: Agudelo (54) Rowe (91+)
Fri.	Aug. 23	Sporting KC	W 1-0	17,085	10-10-4	6	34	CHI: Jumper (13)
Sun.	Sept. 1	Houston	T 1-1	17,808	10-10-5	7	35	CHI: own goal (37); HOU: Moffat (90)
Sat.	Sept. 7	at Seattle	L 1-2	38,503	10-11-5	7	35	CHI: Magee (25); SEA: Neagle (40) own goal (89)
Wed.	Sept. 11	at Toronto FC	T 1-1	15,217	10-11-6	7	36	CHI: Duka (20); TOR: Earnshaw (23)
Sat.	Sept. 14	New England	W 3-2	17,104	11-11-6	T5	39	CHI: Anangono (30) Magee (55) Alex (86); NE: Rowe (9) Sene (46+)
Sat.	Sept. 21	at Columbus	L 0-3	19,010	11-12-6	T6	39	CLB: Oduro (15) Higuain (70) Anor (76)
Sat.	Sept. 28	Montreal	T 2-2	18,173	11-12-7	7	40	CHI: Magee (57,73); MTL: Di Vaio (25) Tissot (87)
Fri.	Oct. 4	at D.C. United	W 3-0	13,949	12-12-7	5	43	CHI: Larentowicz (24) Soumare (26) Amarikwa (89)
Sat.	Oct. 12	at FC Dallas	W 3-2	14,087	13-12-7	T4	46	CHI: Anangono (25) Magee (42) Anibaba (52); DAL: Cooper (63,75)
Sat.	Oct. 19	Toronto FC	W 1-0	19,889	14-12-7	T3	49	CHI: Magee (64)
Sun.	Oct. 27	at New York	L 2-5	25,219	14-13-7	T5	49	CHI: Magee (6) Amarikwa (90); NY: Henry (24) Sekagya (49) Sam (56) Alexander (77) Steele (84)



CHICAGO FIRE - GAME-BY-GAME

"00" = 100 minutes played
F/M/D/G = starting position

played 261 minutes for PHI
played 892 minutes for LA



MLS CUP
PLAYOFFS • 2013

NON-PLAYOFF TEAMS

CHICAGO FIRE – GAME-BY-GAME LOG

Game #1	03/03/2013	CHI 0 at LA 4	L	Nyariko 1 (Macdonald 1, Maicon Santos 1) 64
Game #2	03/09/2013	CHI 0 vs NE 1	T	Paladini 1 (Jumper 1) 44; Maicon Santos 1 (Paladini 1) 83; Maicon Santos 2 (Larentowicz 1, Paladini 2) 89
Game #3	03/16/2013	CHI 0 at KC 0	T	Rolfe 1 (Paladini 3) 29
Game #4	03/24/2013	CHI 1 vs CHV 4	L	Larentowicz 1 (Berry 1, Anibaba 1) 83
Game #5	04/01/2013	CHI 3 vs NY 1	W	
Game #6	04/14/2013	CHI 1 at HOU 2	L	
Game #7	04/20/2013	CHI 1 vs CLB 0	W	
Game #8	04/27/2013	CHI 0 at MTL 2	L	
Game #9	05/11/2013	CHI 0 vs PHI 1	L	
Game #10	05/18/2013	CHI 0 at PHI 1	L	
Game #11	05/25/2013	CHI 1 at RSL 1	T	
Game #12	06/02/2013	CHI 2 vs DC 0	W	Amarikwa 1 (Berry 2, Anibaba 2) 84
Game #13	06/08/2013	CHI 2 vs POR 2	T	own goal (Deleon) 9; Magee 7 (Nyariko 1, Maicon Santos 2) 85
Game #14	06/19/2013	CHI 2 vs COL 1	W	Magee 8 (unassisted) 68; Paladini 2 (unassisted) 82
Game #15	06/22/2013	CHI 2 at CLB 1	W	Magee 9 (penalty kick) 23; Berry 1 (Larentowicz 2) 47
Game #16	07/03/2013	CHI 3 vs SJ 2	W	Duka 1 (Lindpere 1, Magee 1) 52; Magee 10 (Lindpere 2) 54
Game #17	07/07/2013	CHI 1 vs KC 2	L	Duka 2 (Segares 1) 36; Nyariko 2 (Duka 1) 47; Rolfe 2 (Magee 2) 84
Game #18	07/14/2013	CHI 1 at VAN 3	L	Magee 11 (Larentowicz 3) 38
Game #19	07/20/2013	CHI 4 vs DC 1	W	Nyariko 3 (Lindpere 3) 94+
Game #20	07/27/2013	CHI 1 at HOU 1	T	Rolfe 3 (Lindpere 4) 2; Lindpere 1 (Larentowicz 4) 11; Rolfe 4 (Lindpere 5) 46+; Magee 12 (penalty kick) 56
Game #21	08/03/2013	CHI 2 at PHI 1	W	Magee 13 (Nyariko 2) 63
Game #22	08/10/2013	CHI 2 vs MTL 1	W	Nyariko 4 (Lindpere 6) 9; Magee 14 (Nyariko 3) 75
Game #23	08/17/2013	CHI 0 at NE 2	L	Lindpere 2 (unassisted) 6; Duka 3 (unassisted) 23
Game #24	08/23/2013	CHI 1 vs KC 0	W	Jumper 1 (Magee 3, Anibaba 3) 13
Game #25	09/01/2013	CHI 1 vs HOU 1	T	own goal (Boswell) 37
Game #26	09/07/2013	CHI 1 at SEA 2	L	Magee 15 (Duka 2) 25
Game #27	09/11/2013	CHI 1 at TOR 1	T	Duka 4 (Rolfe 1) 20
Game #28	09/14/2013	CHI 3 vs NE 2	W	Anangono 1 (Lindpere 7) 30; Magee 16 (Nyariko 4) 55; Alex 1 (unassisted) 86
Game #29	09/21/2013	CHI 0 at CLB 3	L	
Game #30	09/28/2013	CHI 2 vs MTL 2	T	Magee 17 (unassisted) 57; Magee 18 (unassisted) 73
Game #31	10/04/2013	CHI 3 at DC 0	W	Larentowicz 2 (Anangono 1) 24; Soumare 1 (unassisted) 26; Amarikwa 2 (Duka 3) 89
Game #32	10/12/2013	CHI 3 at DAL 2	W	Anangono 2 (Magee 4) 25; Magee 19 (Alex 1) 42; Anibaba 1 (unassisted) 52
Game #33	10/19/2013	CHI 1 vs TOR 0	W	Magee 20 (penalty kick) 64
Game #34	10/27/2013	CHI 2 at NY 5	L	Magee 21 (unassisted) 6; Amarikwa 3 (Lindpere 8) 90



MLS CUP
PLAYOFFS • 2013

CHICAGO FIRE –CUP COMPETITIONS – GAME-BY-GAME

NON-PLAYOFF TEAMS

#	Player	U.S. OPEN CUP				
		3R CHAR 2-0	4R CLB 2-1	QF ORLC 5-1	SF DC 0-2	
1	Alec Kann					
3	Hunter Jumper					
4	Bakary Soumare	90D	90D	90D	90D	
6	Jalil Anibaba	90D	90D	90D	90D	
7	Sherjill Macdonald	18				
8	Dilly Duka	90M	45M	90M	90M	
9	Mike Magee	90F	90F	90F	90F	
11	Daniel Paladini		31	36		
12	Logan Pause	45M	59M			
13	Gonzalo Segares	90D	90D	90D	74D	
14	Patrick Nyarko	52M	90M	66M	36M	
15	Wells Thompson					
16	Brendan King					
17	Chris Rolfe	72F	90F	80F	57F	
18	Steven Kinney					
19	Corben Bone					
20	Jeff Larentowicz	45	9	90M	90M	
21	Michael Videira					
22	Austin Berry	90D	90D	90D	90D	
23	Arne Friedrich					
24	Quincy Amarikwa				16	
25	Sean Johnson		90G	90G		
26	Joel Lindpere	38		24	54	
27	Victor Pineda					
29	Maicon Santos		45	10		
30	Yazid Atouba Emane					
33	Juan Luis Anangono				33	
70	Paolo Tornaghi	90G				
71	Alex	90M	81M	54M	90M	
94	Kellen Gulley					
U.S. OPEN CUP						
3R	05/28/2013	CHI 2 at CHARLT	0	W	Magee (Segares) 11; Rolfe (Magee) 57	
4R	06/13/2013	CHI 2 vs CLB	1	W	Magee (Segares) 29; Nyarko (Rolfe) 77	
QF	06/26/2013	CHI 5 vs ORLCY	1	W	Rolfe (Duka) 6; Nyarko (unassisted) 59; Rolfe (Larentowicz) 64; Magee (Maicon Santos) 83; Lindpere (Duka) 90+	
SF	08/07/2013	CHI 0 vs DC	2	L		

CHIVAS USA PLAYOFF HISTORY

vs. Team	No. of Series	Series W-L	GP	W-L-T	OT	ShO	GF	GA	Last Mtg.	Round	Series Result
Kansas City	1	0-1	2	0-1-1	0-0-0	0-0	0	1	2007	Quarterfinals	Lost 1 games to 0
Los Angeles	1	0-1	2	0-1-1	0-0-0	0-0	2	3	2009	Quarterfinals	Lost 1 games to 0
Real Salt Lake	1	0-1	2	0-1-1	0-0-0	0-0	2	3	2008	Quarterfinals	Lost 1 games to 0
Houston	1	0-1	2	1-1-0	0-0-0	0-0	2	3	2006	Quarterfinals	Lost Series Tie-Breaker
TOTALS	4	0-4	8	1-4-3	0-0-0	0-0	6	10			

CHIVAS USA – ALL-TIME POSTSEASON RESULTS

DATE	OPPONENT	RESULT	ATT.	W-L-T	RD. GOALS:
10/22/2006	Houston	W 2-1	15,110	1-0-0	QTR CHV: Razov (45) Palencia (68); HOU: Ching (75)
10/29/2006	at Houston	L 0-2	17,440	1-1-0	QTR HOU: Davis (64) Ching (90)
DATE	OPPONENT	RESULT	ATT.	W-L-T	RD. GOALS:
10/27/2007	at Kansas City	L 0-1	12,442	0-1-0	QTR KC: Arnaud (35)
11/03/2007	Kansas City	T 0-0	19,711	0-1-1	QTR
DATE	OPPONENT	RESULT	ATT.	W-L-T	RD. NOTES:
11/01/2008	at Real Salt Lake	L 0-1	14,719	0-1-0	QTR RSL: Movsisyan (90)
11/08/2008	Real Salt Lake	T 2-2	19,265	0-1-1	QTR CHV: Kljestan (30) Braun (83); RSL: Kovalenko (39) Morales (77)
DATE	OPPONENT	RESULT	ATT.	W-L-T	RD. NOTES:
11/01/2009	Los Angeles	T 2-2	25,218	0-0-1	QTR CHV: Maicon Santos (4) Galindo (50); LA: Magee (14) Donovan (41)
11/08/2009	at Los Angeles	L 0-1	27,000	0-1-1	QTR LA: Donovan (73)

2013 CHIVAS USA STATISTICS (6-20-8, 26 pts.)

UNF	POS	PLAYER	GP	GS	MIN	G	A	SHT	SOG	FC	FS	OFF	CK	C	E
10	F	Erick Torres	15	15	1349	7	1	45	21	28	30	6	0	3	0
15	M	Eric Avila	28	24	2183	3	2	27	10	25	50	5	13	1	1
20	M	Carlos Alvarez	29	26	2182	2	3	35	10	24	22	4	23	5	0
7	F	Tristan Bowen	22	15	1173	2	2	32	7	23	19	1	0	6	1
11	F	*Juan Agudelo	6	4	381	2	1	7	2	14	8	1	0	0	0
14	F	Bryan de la Fuente	11	11	884	2	0	8	3	18	12	2	1	0	0
9	F	Julio Morales	17	9	768	2	0	17	8	14	16	4	0	2	0
8	M	Edgar Mejia	28	27	2266	1	4	12	4	16	23	1	56	2	1
19	M	Jorge Villafana	20	15	1432	1	4	16	2	13	21	3	10	2	0
14	F	Giovani Casillas	5	2	182	1	0	3	1	0	0	0	0	0	0
27	F	Jose Correa	16	12	1054	1	0	18	11	18	4	14	0	0	0
16	M	*Laurent Courtois	5	3	265	1	0	11	3	4	5	1	8	0	0
3	D	Mario de Luna	30	30	2637	1	0	7	2	29	27	2	0	6	0
30	M	Oswaldo Minda	16	15	1224	1	0	6	1	35	12	0	0	6	0
23	D	Joaquin Velazquez	12	12	985	1	0	5	4	14	5	0	0	3	1
5	D	Carlos Borja	26	22	2010	0	2	2	0	35	11	1	0	5	0
21	M	Carlo Chueca	5	1	148	0	1	3	1	1	1	0	7	0	0
12	M	Marky Delgado	16	13	1247	0	1	6	0	14	11	0	0	2	0
4	D	Walter Vilchez	11	11	970	0	1	2	1	13	10	1	0	3	0
22	M	Daniel Antunez	3	1	81	0	0	0	0	3	1	0	0	0	0
4	D	Carlos Bocanegra	12	12	1052	0	0	6	2	9	10	0	0	2	1
10	M	Miller Bolanos	5	2	239	0	0	10	3	2	12	1	2	0	0
2	D	Bobby Burling	23	18	1651	0	0	11	4	36	13	0	0	6	0
11	M	Gabriel Farfan (TOT)	20	13	1157	0	0	17	4	28	22	2	0	3	1
11	M	Gabriel Farfan (CHV)	14	10	844	0	0	11	3	23	19	1	0	2	1
26	F	Matthew Fondy	7	1	236	0	0	12	2	6	6	3	0	0	0
17	D	Jaime Frias	4	3	261	0	0	0	0	3	0	0	0	0	0
31	M	Marvin Iraheta	13	5	551	0	0	3	0	16	4	0	0	2	0
1	G	Dan Kennedy	31	31	2754	0	0	1	0	2	12	0	0	2	1
24	G	Patrick McLain	2	1	124	0	0	0	0	0	0	0	0	0	0
28	G	Tim Melia	2	2	180	0	0	0	0	0	0	0	0	0	0
18	M	Aaron Ponce	5	1	170	0	0	4	1	3	2	0	0	1	0
25	D	Steve Purdy	8	5	478	0	0	4	1	6	2	0	0	1	0
6	F	Jose Rivera	9	3	266	0	0	6	1	7	4	1	5	1	0
13	D	Josue Soto	18	12	1158	0	0	3	3	11	5	0	5	2	1
16	F	Caleb Calvert	0	0	0	0	0	0	0	0	0	0	0	0	0
	D	Ante Jazic	0	0	0	0	0	0	0	0	0	0	0	0	0
		Own-goals received				2									
		Team totals	34	34	3060	30	22	333	111	465	402	52	130	65	8
		Opponent totals	34	34	3060	67	65	522	191	402	465	100	218	36	4

GAME-WINNING GOALS: Erick Torres 3, Joaquin Velazquez 1, Oswaldo Minda 1, Eric Avila 1

GAME-WINNING ASSISTS: Jorge Villafana 1, Edgar Mejia 1, Tristan Bowen 1

PENALTY KICK GOALS/ATTEMPTS: Erick Torres 1-1, Edgar Mejia 0-1, Jose Correa 0-1

CHIVAS USA INDIVIDUAL GOALKEEPING

UNF	POS	GOALKEEPER	GP	GS	MIN	SHTS	SV	GA	GAA	PG	PA	W	L	T	SO
1	G	Dan Kennedy	31	31	2754	166	104	54	1.76	3	4	6	17	8	3
28	G	Tim Melia	2	2	180	15	8	7	3.50	1	1	0	2	0	0
24	G	Patrick McLain	2	1	124	10	4	6	4.35	1	1	0	1	0	0
		Team totals	34	34	3060	191	116	67	1.97	5	6	6	20	8	3
		Opponent totals	34	34	3060	111	83	30	0.88	1	3	20	6	8	14

* = Played with other teams in 2013. Only Chivas USA statistics listed here.

CHIVAS USA 2013 SCHEDULE

DAY	DATE	OPPONENT	RESULT	ATT.	W-L-T	POS.	PTS	NOTES:
Sat.	Mar. 2	Columbus	L 0-3	7,121	0-1-0	T3	0	CLB: Higuain (51) Williams (88) Oduro (94+)
Sun.	Mar. 10	FC Dallas	W 3-1	6,801	1-1-0	T2	3	CHV: Agudelo (68) Minda (76) Casillas (93+); DAL: Ferreira (57)
Sun.	Mar. 17	at Los Angeles	T 1-1	19,117	1-1-1	T3	4	CHV: Alvarez (89); LA: McBean (83)
Sun.	Mar. 24	at Chicago	W 4-1	9,723	2-1-1	0	7	CHV: Mejia (57) Velazquez (73) Agudelo (75) own goal (89); CHI: Nyarko (64)
Sat.	Mar. 30	Vancouver	W 2-1	8,354	3-1-1	2	10	CHV: own goal (12) Avila (55); VAN: Miller (64)
Sat.	Apr. 13	Colorado	L 0-1	8,219	3-2-1	2	10	COL: Brown (7)
Sat.	Apr. 20	at Real Salt Lake	L 0-1	14,900	3-3-1	4	10	RSL: Morales (53)
Sat.	Apr. 27	San Jose	T 2-2	9,732	3-3-2	T4	11	CHV: de Luna (47) Bowen (51); SJ: Wondolowski (40) Cato (76)
Sun.	May 5	at Sporting KC	L 0-4	18,811	3-4-2	T4	11	KC: Bieler (41,57) Zusi (65) Sapong (87)
Sun.	May 12	at Portland	L 0-3	20,674	3-5-2	9	11	POR: Wallace (34) Valeri (70) W. Johnson (92+)
Sun.	May 19	Real Salt Lake	L 1-4	8,125	3-6-2	9	11	CHV: Villafana (55); RSL: Grabavoy (4,91+) Plata (48) Findley (78)
Sat.	May 25	at Colorado	L 0-2	18,204	3-7-2	9	11	COL: Harris (11) Sturgis (78)
Sat.	June 1	Seattle	L 0-2	9,053	3-8-2	9	11	SEA: Martins (22) own goal (33)
Wed.	June 19	at Vancouver	L 1-3	16,130	3-9-2	9	11	CHV: Bowen (7); VAN: Harvey (47+) Sanvezzo (49+,81)
Sun.	June 23	Los Angeles	L 0-1	14,575	3-10-2	9	11	LA: Zardes (44)
Sat.	June 29	New England	T 1-1	7,319	3-10-3	9	12	CHV: Courtois (18); NE: Barrett (88)
Thu.	July 4	at FC Dallas	T 0-0	22,035	3-10-4	9	13	
Sun.	July 7	at Montreal	T 1-1	18,932	3-10-5	9	14	CHV: Avila (55); MTL: Bernier (80)
Fri.	July 12	at Philadelphia	L 1-3	15,172	3-11-5	9	14	CHV: Correa (14); PHI: Carroll (58) M. Farfan (82) Casey (89)
Wed.	July 17	Toronto FC	W 1-0	7,851	4-11-5	9	17	CHV: Torres (79)
Sun.	July 28	at Seattle	L 1-2	38,463	4-12-5	0	17	CHV: Torres (16); SEA: Evans (23) Neagle (57)
Sat.	Aug. 3	at San Jose	L 0-2	10,525	4-13-5	9	17	SJ: Wondolowski (45,87)
Sun.	Aug. 11	Colorado	T 1-1	8,221	4-13-6	9	18	CHV: Alvarez (5); COL: Rivero (80)
Wed.	Aug. 21	FC Dallas	L 1-3	7,071	4-14-6	9	18	CHV: de la Fuente (43); DAL: Perez (71) Ferreira (86) Nunez (90)
Sun.	Aug. 25	New York	W 3-2	8,103	5-14-6	9	21	CHV: Morales (30) Torres (47+,81); NY: Cahill (31) McCarty (86)
Sun.	Sept. 1	at Vancouver	T 2-2	18,767	5-14-7	9	22	CHV: Torres (3,14); VAN: Koffie (64) Heinemann (93+)
Wed.	Sept. 4	at Seattle	L 0-1	38,317	5-15-7	9	22	SEA: Neagle (24)
Sun.	Sept. 8	D.C. United	W 1-0	7,781	6-15-7	9	25	CHV: Torres (51)
Sat.	Sept. 14	Portland	T 1-1	5,123	6-15-8	9	26	CHV: de la Fuente (23); POR: Valeri (50)
Sat.	Sept. 21	at Houston	L 1-5	20,157	6-16-8	9	26	CHV: Avila (50); HOU: Barnes (39,54) Bruin (63) Garcia (79,91+)
Sun.	Sept. 29	San Jose	L 0-1	7,751	6-17-8	9	26	SJ: Wondolowski (87)
Sun.	Oct. 6	at Los Angeles	L 0-5	21,160	6-18-8	9	26	LA: Keane (6,90) Donovan (23,41) Zardes (26)
Wed.	Oct. 23	at Real Salt Lake	L 1-2	20,447	6-19-8	0	26	CHV: Morales (77); RSL: Saborio (49) Plata (52)
Sat.	Oct. 26	Portland	L 0-5	11,024	6-20-8	9	26	POR: Valeri (16,29) Wallace (34) R. Johnson (72) W. Johnson (76)



MLS CUP
PLAYOFFS • 2013

NON-PLAYOFF TEAMS

CHIVAS USA – GAME-BY-GAME

#	Player	1	2	3	4	5	6	7	8	9	10	11	12	13	14	15	16	17	18	19	20	21	22	23	24	25	26	27	28	29	30	31	32	33	34
		CLB	DAL	LA	CHI	VAN	COL	RSL	SJ	KC	POR	RSL	COL	SEA	VAN	LA	NE	DAL	MTL	PHI	TOR	SEA	SJ	COL	DAL	NY	VAN	SEA	DC	POR	HOU	SJ	LA	RSL	POR
		0-3	3-1	1-1	4-1	2-1	0-1	0-1	2-2	0-4	0-3	1-4	0-2	0-2	1-3	0-1	1-1	0-0	1-1	1-3	1-0	1-2	0-2	1-1	1-3	3-2	2-2	0-1	1-0	1-1	1-5	0-1	0-5	1-2	0-5
1	Dan Kennedy	90G	90G	90G	90G	90G	90G	90G	90G	90G	54G		90G	90G	90G	90G	90G	90G	90G	90G	90G	90G	90G	90G	90G	90G	90G	90G	90G	90G	90G	90G	90G	90G	90G
2	Bobby Burling	34	90D	90D	90D	90D	90D	90D	90D		90D		90D	90D	90D			9	8					7	18	90D	90D	90D	90D	90D	45D	90D	90D	90D	
3	Mario de Luna	90D	90D	90D	90D	90D	90D	40D	90D	90M	90D		90D	90D	90D	90D	90D	90D	90D	90D	90D	90D	90D	90D	90D	90D	90D	90D	90D	77D	90D	90D	90D	90D	
4	Walter Vilchez	90D	90D																																
4	Carlos Bocanegra																																		
5	Carlos Borja																																		
6	Jose Rivera	46						50	90M	45D	90D		90D		90D	90D	90D	90D	32	90D	13	45D	90D	90M	90M	90D	90D	90D	90D	90D	90D	90D	90D	90D	
7	Tristan Bowen	90F	45F	73F	68F	58F	24	85F	45F	65F		22		20	75M	90M	88F	19	89M	82M	45M	63M		26		26		1	2		20				
8	Edgar Mejia	90M	90M	90M	90M	77M	90M	89M		90M	90M	90M	37M					90M	82M	90M	64M	76M	1	87M	90M	90M	90M	90M	90M	90M	90M	90M	90M	43M	
9	Julio Morales	45F		44F				90F		90F								21	27	23	1	35	64F	3	82F	64F	90F	28F					14	47	
10	Erick Torres																																		
10	Miller Bolanos	45	64M																																
11	Juan Agudelo	45	90F	90F	90F	34F	32																												
11	Gabriel Farfan																																		
12	Marky Delgado																																		
13	Josue Soto																																		
14	Giovani Casillas	45M	26																																
14	Bryan de la Fuente																																		
15	Eric Avila	90M	33	90M	90M	90M	90M	90M	90M	90M	90M	90M	90M	90M	90M	90M	90M	90M	90M	90M	90M	90M	90M	90M	90M	90M	90M	90M	90M	90M	90M	90M	90M	90M	76M
16	Laurent Courtois	56D	57M																																
16	Caleb Calvert																																		
17	Jaime Frias																																		
18	Aaron Ponce																																		
19	Jorge Villafana																																		
20	Carlos Alvarez	45	90M	90M	90M	90M	90M	90M	90M	90M	90M	90M	90M	90M	90M	90M	90M	90M	90M	90M	90M	90M	90M	90M	90M	90M	90M	90M	90M	90M	90M	90M	90M	90M	90M
21	Carlo Chueca	90M	90M	90M	90M	90M	90M	90M	90M	90M	90M	90M	90M	90M	90M	90M	90M	90M	90M	90M	90M	90M	90M	90M	90M	90M	90M	90M	90M	90M	90M	90M	90M	90M	90M
22	Daniel Antunez																																		
23	Joaquin Velazquez	90D	90D	40D	90D	90D	90D	90D	90D	90D	90D	45D		90D																					
24	Patrick McLain																																		
25	Steve Purdy																																		
26	Emilio Orozco																																		
26	Matthew Fondy																																		
27	Jose Correa	45	45F	17	56	90F	90F	90M																											
28	Tim Melia																																		
30	Oswaldo Minda	90M	18M		90M																														
31	Marvin Iraheta	90M	72	62M	13	27	58M	65M																											

"00" = 100 minutes played
F/M/D/G = starting position

Played for other teams:
Gabriel Farfan played 313 minutes for PHI



MLS CUP
PLAYOFFS • 2013

MLS CUP
PLAYOFFS • 2013

MLS CUP
PLAYOFFS • 2013



MLS CUP
PLAYOFFS • 2013

CHIVAS USA –CUP COMPETITIONS – GAME-BY-GAME

NON-PLAYOFF TEAMS

#	Player	U.S. OPEN CUP			
		3R	4R		
		LABLU	CARO	LABLU	CARO
1	Dan Kennedy	2-1	1-3		
2	Bobby Burling	90G	90G		
3	Mario de Luna	90D	90D		
4	Walter Vilchez		90D		
5	Carlos Borja	90D	90D		
6	Jose Rivera		30		
7	Tristan Bowen	90F	66F		
8	Edgar Mejia				
9	Julio Morales				
10	Miller Bolanos	90F			
11	Juan Agudelo				
12	Gabriel Farfan	45	90M		
13	Marky Delgado	22M	52M		
14	Josue Soto	45M			
15	Giovani Casillas	78			
16	Eric Avila				
17	Laurent Courtois		38		
18	Aaron Ponce	45M			
19	Jorge Villafana	45	90M		
20	Carlos Alvarez	90M	90M		
22	Daniel Antunez				
23	Joaquin Velazquez	90D			
24	Patrick McLain				
25	Steve Purdy				
26	Emilio Orozco		60F		
27	Jose Correa				
28	Tim Melia				
30	Oswaldo Minda	90M			
31	Marvin Iraheta	90M	24		

U.S. OPEN CUP		CHV 2 at LABLU	1	W	Alvarez (Bowen) 52; Kennedy (penalty kick) 62
3R	05/28/2013	CHV 1 at CAROLN	3	L	Vilchez (Alvarez) 57
4R	06/12/2013				

COLUMBUS CREW PLAYOFF HISTORY

vs. Team	No. of Series	W-L	GP	W-L-T	OT	ShO	GF	GA	Last Mtg.	Round	Series Result
Chicago	1	1-0	1	1-0-0	0-0-0	0-0	2	1	2008	Semifinals	Won 1 games to 0
Colorado	2	0-2	3	1-3-0	1-1-0	0-0	2	3	2011	Wild Card	Lost 1 games to 0
D.C. United	3	0-3	8	2-6-0	0-0-0	0-0	12	18	1999	East Finals	Lost 2 games to 1
KC-Sporting KC	1	1-0	2	1-0-1	0-0-0	0-0	3	1	2008	Quarterfinals	Won 1 games to 0
New England	2	0-2	5	0-2-3	0-0-2	0-0	3	5	2004	Quarterfinals	Lost 1 games to 0
MetroStars-New	2	2-0	3	3-0-0	0-0-0	1-0	9	5	2008	MLS Cup '08	Won MLS Cup '08
San Jose	2	1-1	4	2-2-0	0-0-0	0-0	5	8	2002	Quarterfinals	Won 6 pts. to 0
Tampa Bay	3	2-1	7	5-2-0	0-0-0	0-0	11	8	1999	East Semifinals	Won 2 games to 0
Real Salt Lake	1	0-1	2	0-2-0	0-0-0	0-0	2	4	2009	Quarterfinals	Lost 2 games to 0
TOTALS	17	7-10	35	15-17-4	1-1-2	1-0	49	53			

COLUMBUS CREW -- ALL-TIME POSTSEASON RESULTS

DATE	OPPONENT	RESULT	ATT.	W-L-T	RD.	GOALS:
09/25/1996	Tampa Bay	L 0-2	20,807	0-1-0	QTR	TB: Lassiter (82,87)
09/28/1996	at Tampa Bay	W 2-1	13,009	1-1-0	QTR	CLB: Paz (1) McBride (58); TB: Lassiter (26)
10/02/1996	at Tampa Bay	L 1-4	6,871	1-2-0	QTR	CLB: McBride (35); TB: Vasquez (3) Lassiter (41,58) Pittman (55)
10/05/1997	at Tampa Bay	W 2-1	8,272	1-0-0	QTR	CLB: Farrell (11) Wood (83); TB: Gilmar (35)
10/08/1997	Tampa Bay	W 2-0	13,102	2-0-0	QTR	CLB: McBride (43) Warzycha (73)
10/12/1997	at D.C. United	L 2-3	11,820	2-1-0	SEM	CLB: Farrell (57) Dooley (73); DC: Sanneh (9,45) Diaz Arce (29)
10/15/1997	D.C. United	L 0-1	9,506	2-2-0	SEM	DC: Diaz Arce (47)
09/30/1998	MetroStars	W 5-3	10,996	1-0-0	QTR	CLB: McBride (9,12) Smith (33) Farrell (38) John (58); MET:
Hurtado (53)	Sorber (60) Joseph (80)					
10/03/1998	at MetroStars	W 2-1	11,686	2-0-0	QTR	CLB: John (22); MET: Ramos (13)
10/11/1998	at D.C. United	L 0-2	17,755	2-1-0	SEM	DC: Sanneh (68) Etcheverry (78)
10/18/1998	D.C. United	W 4-2	13,193	3-1-0	SEM	CLB: McBride (8,47) Dooley (37) John (81); DC: Sanneh (65) Lassiter (77)
10/21/1998	at D.C. United	L 0-3	21,453	3-2-0	SEM	DC: Agoos (12) Lassiter (44,79)
10/17/1999	Tampa Bay	W 2-0	9,188	1-0-0	QTR	CLB: John (77,84)
10/22/1999	at Tampa Bay	W 2-0	14,392	2-0-0	QTR	CLB: West (23) Cunningham (88)
10/31/1999	at D.C. United	L 1-2	14,529	2-1-0	SEM	CLB: Cunningham (82); DC: Moreno (15) Olsen (72)
11/07/1999	D.C. United	W 5-1	12,778	3-1-0	SEM	CLB: Elcock (20) Cunningham (41) John (48,61,84); DC: Lassiter (7)
11/13/1999	at D.C. United	L 0-4	21,451	3-2-0	SEM	DC: Moreno (17) Lassiter (34,52) Etcheverry (86)
09/22/2001	San Jose	L 1-3	20,883	0-1-0	QTR	CLB: Warzycha (54); SJ: Donovan (5,45) Lagos (31)
09/26/2001	at San Jose	L 0-3	10,419	0-2-0	QTR	SJ: Lagos (9) Cerritos (68) Donovan (76)
09/25/2002	at San Jose	W 2-1	8,069	1-0-0	QTR	CLB: Buddle (38) Garcia (81); SJ: Donovan (54)
09/28/2002	San Jose	W 2-1	13,004	2-0-0	QTR	CLB: Garcia (50); McBride (81); SJ: Graziani (58)
10/06/2002	at New England	T 0-0 (OT)	11,387	2-0-1	SEM	
10/09/2002	New England	L 0-1	10,245	2-1-1	SEM	NE: Heaps (3)
10/12/2002	at New England	T 2-2 (OT)	9,216	2-1-2	SEM	CLB: McBride (80) Washington (85); NE: Ralston (17) Harris (47)
10/23/2004	at New England	L 0-1	5,679	0-1-0	QTR	NE: John (25)
10/31/2004	New England	T 1-1	15,224	0-1-1	QTR	CLB: Buddle (90); NE: Twellman (81)
11/01/2008	at Kansas City	T 1-1	10,385	0-0-1	QTR	CLB: Lenhart (90); KC: Arnaud (53)
11/08/2008	Kansas City	W 2-0	11,153	1-0-1	QTR	CLB: Evans (7) Rogers (57)
11/13/2008	Chicago	W 2-1	14,688	2-0-1	SEM	CLB: Marshall (49) Gaven (55); CHI: McBride (29)
11/23/2008	New York	W 3-1	27,000	3-0-1	FIN	CLB: Moreno (31) Marshall (53) Hejduk (82); NY: Wolyniec (51)
10/31/2009	at Real Salt Lake	L 0-1	11,499	0-1-0	QTR	RSL: Findley (88)
11/05/2009	Real Salt Lake	L 2-3	10,109	0-2-0	QTR	CLB: Schelotto (19,35); RSL: Morales (37) Findley (45) Williams (74)
10/28/2010	at Colorado	L 0-1	11,872	0-1-0	QTR	COL: Mastroeni (23)
11/06/2010	Colorado	W 2-1 (OT)	10,322	1-2-0	QTR	CLB: Gaven (22) Rogers (70); COL: Casey (84)
10/27/2011	at Colorado	L 0-1	7,803	0-1-0	WC	COL: Cummings (45)

2013 COLUMBUS CREW STATISTICS (12-17-5, 41 pts.)

UNF	POS	PLAYER	GP	GS	MIN	G	A	SHT	SOG	FC	FS	OFF	CK	C	E
11	F	Dominic Oduro	34	34	2854	13	4	92	36	25	67	25	0	3	1
33	M	Federico Higuain	29	29	2592	11	9	86	31	20	20	16	123	6	1
7	M	Bernardo Anor	20	19	1663	4	1	53	17	34	35	4	1	4	0
25	F	Jairo Arrieta	26	21	1862	3	4	64	18	44	28	24	0	6	0
3	D	Josh Williams	27	25	2284	3	0	21	8	18	13	0	0	2	0
26	F	Ryan Finley	14	3	430	1	1	18	5	3	6	10	0	0	0
9	M	Justin Meram	19	9	781	1	1	21	6	13	12	4	1	1	0
8	M	Matias Sanchez	14	10	820	1	1	6	1	32	12	0	0	5	0
18	F	Aaron Schoenfeld	10	3	310	1	1	10	3	15	7	2	0	2	0
17	M	Ben Speas	19	10	935	1	1	18	4	4	14	0	0	0	0
4	D	Glauber	13	13	1169	1	0	5	2	26	6	0	0	5	0
14	D	Chad Marshall	30	30	2638	1	0	21	8	22	28	0	0	2	0
12	M	Eddie Gaven	10	10	900	0	4	7	4	13	38	2	1	1	0
21	D	Chad Barson	20	18	1612	0	1	3	0	14	18	0	0	0	0
6	M	Tony Tchani	22	13	1324	0	1	9	1	26	27	0	0	3	0
20	M	Wil Trapp	16	16	1389	0	1	8	0	17	9	0	19	3	0
2	D	Tyson Wahl	25	24	2155	0	1	3	2	29	12	0	0	4	0
13	F	Ethan Finlay	19	3	391	0	0	4	2	8	6	0	9	2	0
16	D	Eric Gehrig	6	6	540	0	0	2	1	4	0	0	0	0	0
23	M	Kevan George	11	3	435	0	0	3	1	8	4	0	0	3	0
30	G	Andy Gruenebaum	21	21	1890	0	0	0	0	1	3	0	0	0	0
28	G	Matt Lampson	13	13	1170	0	0	0	0	0	1	0	0	0	0
5	M	Danny O'Rourke	22	19	1723	0	0	3	0	45	17	0	0	6	0
24	M	Agustin Viana	20	20	1519	0	0	12	1	33	29	2	0	4	0
19	M	Konrad Warzycha	13	2	272	0	0	10	0	6	4	0	0	1	0
22	D	Drew Beckie	0	0	0	0	0	0	0	0	0	0	0	0	0
27	F	Aaron Horton	0	0	0	0	0	0	0	0	0	0	0	0	0
31	D	Kyle Hyland	0	0	0	0	0	0	0	0	0	0	0	0	0
32	M	Shawn Sloan	0	0	0	0	0	0	0	0	0	0	0	0	0
40	G	Daniel Withrow	0	0	0	0	0	0	0	0	0	0	0	0	0
		Own-goals received				1									
		Team totals	34	34	3060	42	31	479	151	460	435	89	154	63	2
		Opponent totals	34	34	3060	46	43	446	163	435	460	90	180	60	3

GAME-WINNING GOALS: Dominic Oduro 5, Federico Higuain 3, Ben Speas 1, Matias Sanchez 1
Ryan Finley 1, Bernardo Anor 1

GAME-WINNING ASSISTS: Federico Higuain 3, Jairo Arrieta 3, Dominic Oduro 1, Justin Meram 1
Eddie Gaven 1, Chad Barson 1, Bernardo Anor 1

PENALTY KICK GOALS/ATTEMPTS: Federico Higuain 6-8, Ryan Finley 0-1

COLUMBUS CREW INDIVIDUAL GOALKEEPING

UNF	POS	GOALKEEPER	GP	GS	MIN	SHTS	SV	GA	GAA	PG	PA	W	L	T	SO
30	G	Andy Gruenebaum	21	21	1890	100	71	28	1.33	2	2	5	11	5	4
28	G	Matt Lampson	13	13	1170	63	43	18	1.38	3	3	7	6	0	5
		Team totals	34	34	3060	163	114	46	1.35	5	5	12	17	5	9
		Opponent totals	34	34	3060	151	105	42	1.24	6	9	17	12	5	10

* = Played with other teams in 2013. Only Columbus Crew statistics listed here.

COLUMBUS CREW 2013 SCHEDULE

DAY	DATE	OPPONENT	RESULT	ATT.	W-L-T	POS.	PTS	NOTES:
Sat.	Mar. 2	at Chivas USA	W 3-0	7,121	1-0-0	T1	3	CLB: Higuain (51) Williams (88) Oduro (94+)
Sat.	Mar. 9	at Vancouver	L 1-2	18,078	1-1-0	T2	3	CLB: Arrieta (46); VAN: Kobayashi (6) Miller (57)
Sat.	Mar. 16	San Jose	T 1-1	16,528	1-1-1	T3	4	CLB: Glauber (68); SJ: Morrow (73)
Sat.	Mar. 23	at D.C. United	W 2-1	11,034	2-1-1	2	7	CLB: Williams (15) Speas (58); DC: Teixeira (22)
Sat.	Apr. 6	Philadelphia	T 1-1	10,293	2-1-2	4	8	CLB: Oduro (72); PHI: McInerney (34)
Sun.	Apr. 14	at Montreal	T 1-1	16,584	2-1-3	T3	9	CLB: Oduro (72); MTL: Di Vaio (68)
Sat.	Apr. 20	at Chicago	L 0-1	12,813	2-2-3	5	9	CHI: Larentowicz (83)
Sat.	Apr. 27	D.C. United	W 3-0	14,090	3-2-3	5	12	CLB: Oduro (15) Williams (26) Higuain (47+)
Sat.	May 4	New York	L 0-1	12,020	3-3-3	T5	12	NY: Cahill (80)
Sat.	May 11	Colorado	L 0-2	11,269	3-4-3	6	12	COL: Buddle (8) Powers (69)
Sat.	May 18	at Toronto FC	W 1-0	18,278	4-4-3	6	15	CLB: Oduro (42)
Sun.	May 26	at New York	T 2-2	14,840	4-4-4	T6	16	CLB: Oduro (2) Higuain (74); NY: Henry (31) Olave (91+)
Sat.	June 1	Houston	T 1-1	11,040	4-4-5	6	17	CLB: Higuain (69); HOU: Creavalle (31)
Wed.	June 5	at Philadelphia	L 0-3	16,113	4-5-5	7	17	PHI: Carroll (25) Williams (29) Casey (31)
Sat.	June 15	Montreal	W 2-0	18,320	5-5-5	T6	20	CLB: Sanchez (6) Oduro (22)
Sat.	June 22	Chicago	L 1-2	19,624	5-6-5	T6	20	CLB: Higuain (7); CHI: Duka (52) Magee (54)
Sat.	June 29	at Sporting KC	L 2-3	20,128	5-7-5	7	20	CLB: Arrieta (48) Oduro (53); KC: Kamara (34,80) Bieler (50)
Thu.	July 4	at Los Angeles	L 1-2	24,180	5-8-5	8	20	CLB: Anor (78); LA: Keane (85,92+)
Sun.	July 7	Portland	W 1-0	15,051	6-8-5	7	23	CLB: Anor (5)
Sat.	July 20	New England	L 0-2	19,323	6-9-5	8	23	NE: Goncalves (91+) Fagundez (94+)
Sat.	July 27	at Toronto FC	L 1-2	17,987	6-10-5	8	23	CLB: Oduro (17); TOR: Osorio (87) Wiedeman (94+)
Sat.	Aug. 3	at Houston	L 1-3	20,009	6-11-5	8	23	CLB: own goal (75); HOU: Davis (10) Bruin (31) Weaver (85)
Sat.	Aug. 10	New York	W 2-0	19,080	7-11-5	8	26	CLB: Higuain (62,76)
Sat.	Aug. 17	Toronto FC	W 2-0	16,352	8-11-5	8	29	CLB: Higuain (18,67)
Sat.	Aug. 24	at Real Salt Lake	L 0-4	18,398	8-12-5	8	29	RSL: Beckerman (46+,89) Sandoval (51) Gil (83)
Sat.	Aug. 31	Seattle	L 0-1	20,392	8-13-5	8	29	SEA: Johnson (14)
Wed.	Sept. 4	Houston	W 2-0	14,360	9-13-5	8	32	CLB: Finley (47) Meram (74)
Sat.	Sept. 7	at Sporting KC	L 0-3	19,211	9-14-5	0	32	KC: Bieler (7) Saad (41) Sapong (55)
Sat.	Sept. 14	at Montreal	W 2-1	20,210	10-14-5	0	35	CLB: Marshall (66) Oduro (78); MTL: Di Vaio (23)
Sat.	Sept. 21	Chicago	W 3-0	19,010	11-14-5	8	38	CLB: Oduro (15) Higuain (70) Anor (76)
Sun.	Sept. 29	at FC Dallas	W 4-2	11,422	12-14-5	T6	41	CLB: Higuain (9) Arrieta (17) Oduro (44) Anor (86); DAL: Perez (21) Diaz (54)
Sat.	Oct. 5	Sporting KC	L 0-1	19,107	12-15-5	8	41	KC: Opara (17)
Sat.	Oct. 19	at New England	L 2-3	26,548	12-16-5	8	41	CLB: Oduro (59) Schoenfeld (71); NE: Soares (32) Tierney (69) Fagundez (76)
Sun.	Oct. 27	New England	L 0-1	17,505	12-17-5	8	41	NE: Agudelo (28)



NON-PLAYOFF TEAMS

COLUMBUS CREW – GAME-BY-GAME

#	Player	1	2	3	4	5	6	7	8	9	10	11	12	13	14	15	16	17	18	19	20	21	22	23	24	25	26	27	28	29	30	31	32	33	34
		CHV	VAN	SJ	DC	PHI	MTL	CHI	DC	NY	COL	TOR	NY	HOU	PHI	MTL	CHI	KC	LA	POR	NE	TOR	HOU	NY	TOR	RSL	SEA	HOU	KC	MTL	CHI	DAL	KC	NE	NE
		3-0	1-2	1-1	2-1	1-1	1-1	0-1	3-0	0-1	0-2	1-0	2-2	1-1	0-3	2-0	1-2	2-3	1-2	1-0	0-2	1-2	1-3	2-0	2-0	0-4	0-1	2-0	0-3	2-1	3-0	4-2	0-1	2-3	0-1
2	Tyson Wahl	90D	90D	90D	90D	90D	90D	90D	70	87D	70D	83D	90D	90D	45D	90D	90D	90D	90D	90D	90D	90D	90D	90D	90D	90D	90D	90D	90D	90D	90D	90D	90D	90D	
3	Josh Williams	90D	90D	90D	90D	90D	90D	90D	90D	90D	90D	90D	90D	90D	90D	90D	90D	90D	90D	90D	90D	90D	90D	90D	90D	90D	90D	90D	90D	90D	90D	90D	90D	90D	
4	Glauber	90D	89D	90D	90D	90D	90D	90D	90D	90D	90D	90D	90D	90D	90D	90D	90D	90D	90D	90D	90D	90D	90D	90D	90D	90D	90D	90D	90D	90D	90D	90D	90D	90D	
5	Danny O'Rourke	90M	70M	90M	90M	76M	82M	82M	88M	86M																									
6	Tony Tchani	13	20	29	1				90M	90M	73M	90M	90M	89M	90M		90M	90M	90M	90D	90D	90D	90D	90D	90D	90D	90D	90D	90D	90D	90D	90D	90D	90D	
7	Bernardo Anor																																		
8	Matias Sanchez		20		1	14			2		77M	90M	80M	90M	90M	75M	80M		66M																
9	Justin Meram		14								17	79M	90M	74M	76M		2			1															
11	Dominic Oduro	90M	90M	63M	90F	90F	77F	76F	90M	89M	90M	85F	8F	89M	90F	89F	90F	76F	89F	89F	89F	86M	90F	90M	90M	90M	90M	90M	90M	90M	90M	90M	90M	90M	
12	Eddie Gaven	90M		27	2	5	13	14			11					2			24	32	1	4		12	7		17	81M	45M	15		34		45M	
13	Ethan Finlay	90D	90D	90D	90D	90D	90D	90D	90D	90D	90D	90D	90D	90D	90D	90D	90D	90D	90D	90D	90D	90D	90D	90D	90D	90D	90D	90D	90D	90D	90D	90D	90D	90D	
14	Chad Marshall																																		
16	Eric Gehrig																																		
17	Ben Speas	90M	76M	88M	85M	72M	65M		4		90D	90D	90D	90D	90D		10	1	9	24	61M	90M	90M	90M	90M	90M	90M	90M	90M	90M	90M	90M	90M	90M	
18	Aaron Schoenfeld								5	1	13		5	54	1	45																			
19	Konrad Warzycha																																		
20	Wil Trapp										7			90D	90D	90D	88D	89D	90D	90D	90D	90D	90D	90D	90D	90D	90D	90D	90D	90D	90D	90D	90D	90D	
21	Chad Barson																																		
22	Drew Beckie																																		
23	Kevan George	90M	70M	61M	89M	45M	90M	90M	20D				90D		45	15		90M	90M	29		45	9												
24	Agustin Viana	76F	90F	90F		45	18	25	85F	90F	90F		90F		90M	90M		90M	90M			79D	71D	90D	90D	90D	90D	90D	90D	90D	90D	90D	90D	90D	
25	Jairo Arieta																																		
26	Ryan Finley	14	1						3	20																									
27	Aaron Horton																																		
28	Matt Lampson	90G	90G	90G	90G	90G	90G	90G	90G	90G	90G	90G	90G	90G	90G	90G	90G	90G	90G	90G	90G	90G	90G	90G	90G	90G	90G	90G	90G	90G	90G	90G	90G	90G	
30	Andy Gruenebaum																																		
31	Kyle Hyland																																		
32	Shawn Sloan																																		
33	Federico Higuitain	77M	90M	90M	89M	90M	90M	90M	90M	90M	90M	90M	90M	90M	90M	90M	90M	90M	90M	90F	90M	90M	90M	90M	88F	89M	89M								
40	Daniel Withrow																																		

"00" = 100 minutes played
F/M/D/G = starting position



NON-PLAYOFF TEAMS

COLUMBUS CREW – GAME-BY-GAME LOG

Game #1	03/02/2013	CLB 3 at CHV 0	W	Higuain 1 (Arrieta 1) 51; Williams 1 (Gaven 1) 88; Oduro 1 (unassisted) 94+
Game #2	03/09/2013	CLB 1 at VAN 2	L	Arrieta 1 (Speas 1) 46
Game #3	03/16/2013	CLB 1 vs SJ 1	T	Glauber 1 (Higuain 1) 68
Game #4	03/23/2013	CLB 2 at DC 1	W	Williams 2 (Wahl 1) 15; Speas 1 (unassisted) 58
Game #5	04/06/2013	CLB 1 vs PHI 1	T	Oduro 2 (Gaven 2) 72
Game #6	04/14/2013	CLB 1 at MTL 1	T	Oduro 3 (unassisted) 72
Game #7	04/20/2013	CLB 0 at CHI 1	L	
Game #8	04/27/2013	CLB 3 vs DC 0	W	Oduro 4 (Arrieta 2, Gaven 3) 15; Williams 3 (Higuain 2) 26; Higuain 2 (penalty kick) 47+
Game #9	05/04/2013	CLB 0 vs NY 1	L	
Game #10	05/11/2013	CLB 0 vs COL 2	L	Oduro 5 (Higuain 3) 42
Game #11	05/18/2013	CLB 1 at TOR 0	W	Oduro 6 (Gaven 4) 2; Higuain 3 (penalty kick) 74
Game #12	05/26/2013	CLB 2 at NY 2	T	Higuain 4 (penalty kick) 69
Game #13	06/01/2013	CLB 1 vs HOU 1	T	
Game #14	06/05/2013	CLB 0 at PHI 3	L	Sanchez 1 (Oduro 1) 6; Oduro 7 (unassisted) 22
Game #15	06/15/2013	CLB 2 vs MTL 0	W	Higuain 5 (penalty kick) 7
Game #16	06/22/2013	CLB 1 vs CHI 2	L	Higuain 2 (Higuain 4) 48; Oduro 8 (unassisted) 53
Game #17	06/29/2013	CLB 2 at KC 3	L	Arrieta 2 (Higuain 5) 78
Game #18	07/04/2013	CLB 1 at LA 2	L	Anor 1 (Higuain 5) 78
Game #19	07/07/2013	CLB 1 vs POR 0	W	Anor 2 (Higuain 6) 5
Game #20	07/20/2013	CLB 0 vs NE 2	L	
Game #21	07/27/2013	CLB 1 at TOR 2	L	Oduro 9 (Sanchez 1) 17
Game #22	08/03/2013	CLB 1 at HOU 3	L	own goal (Sarkodie) 75
Game #23	08/10/2013	CLB 2 vs NY 0	W	Higuain 6 (penalty kick) 62; Higuain 7 (Trapp 1) 76
Game #24	08/17/2013	CLB 2 vs TOR 0	W	Higuain 8 (unassisted) 18; Higuain 9 (Arrieta 3) 67
Game #25	08/24/2013	CLB 0 at RSL 4	L	
Game #26	08/31/2013	CLB 0 vs SEA 1	L	
Game #27	09/04/2013	CLB 2 vs HOU 0	W	
Game #28	09/07/2013	CLB 0 at KC 3	L	Finley 1 (Meram 1, Anor 1) 47; Meram 1 (Finley 1, Oduro 2) 74
Game #29	09/14/2013	CLB 2 at MTL 1	W	Marshall 1 (Higuain 7) 66; Oduro 10 (Higuain 8) 78
Game #30	09/21/2013	CLB 3 vs CHI 0	W	Oduro 11 (Arrieta 4) 15; Higuain 10 (penalty kick) 70; Anor 3 (Tchani 1) 76
Game #31	09/29/2013	CLB 4 at DAL 2	W	Higuain 11 (unassisted) 9; Arrieta 3 (Oduro 3) 17; Oduro 12 (Barson 1) 44; Anor 4 (Higuain 9) 86
Game #32	10/05/2013	CLB 0 vs KC 1	L	
Game #33	10/19/2013	CLB 2 at NE 3	L	
Game #34	10/27/2013	CLB 0 vs NE 1	L	Oduro 13 (Schoenfeld 1) 59; Schoenfeld 1 (Oduro 4) 71



MLS CUP
PLAYOFFS • 2012

NON-PLAYOFF TEAMS

COLUMBUS CREW –CUP COMPETITIONS – GAME-BY-GAME

#	Player	U.S. OPEN CUP			
		3R	4R		
		DAYT	CHI	CHI	
2	Tyson Wahl	90D	90D		
3	Josh Williams				
4	Glauber	90D	9D		
5	Danny O'Rourke	90M			
6	Tony Tchani		82M		
7	Bernardo Anor		90M		
8	Matias Sanchez				
9	Justin Meram	25	90F		
11	Dominic Oduro		81		
12	Eddie Gaven	88M			
13	Ethan Finlay		90F		
14	Chad Marshall				
16	Eric Gehrig	90D	90D		
17	Ben Speas	65M	70M		
18	Aaron Schoenfeld	90F	8		
19	Konrad Warzycha	90M	90M		
20	Wil Trapp				
21	Chad Barson	90D			
22	Drew Beckie				
23	Kevan George	2	90D		
24	Agustin Viana				
25	Jairo Arrieta				
26	Ryan Finley	25			
27	Aaron Horton				
28	Matt Lampson	90G			
30	Andy Gruenebaum		90G		
31	Kyle Hyland				
32	Shawn Sloan				
33	Federico Higuain	65F	20		
40	Daniel Withrow				
U.S. OPEN CUP					
3R	05/29/2013	CLB 2 vs DAYTON 1	W	Gaven (Higuain) 52; Meram (Gaven) 84	
4R	06/13/2013	CLB 1 at CHI 2	L	Warzycha (Speas) 22	

FC DALLAS PLAYOFF HISTORY

vs. Team	No. of Series	W-L	GP	W-L-T	OT	ShO	GF	GA	Last Mtg.	Round	Series Result
Chicago	2	1-1	6	2-3-1	0-0-1	0-0	6	12	2001	Quarterfinals	Lost 7 pts. to 1
Colorado	5	0-5	10	2-6-2	0-3-1	0-1	13	16	2010	MLS Cup '10	Lost MLS Cup '10
Kansas City	1	0-1	3	1-2-0	0-0-0	0-1	6	6	1996	West Semifinals	Lost 2 games to 1
Los Angeles	4	2-2	8	4-4-0	0-0-0	2-0	13	16	2010	Semifinals	Won 1 games to 0
New York	2	0-2	3	0-3-0	0-1-0	0-0	2	6	2011	Wild Card	Lost 1 games to 0
Real Salt Lake	1	1-0	2	1-0-1	0-0-0	0-0	3	2	2010	Quarterfinals	Won 1 games to 0
Houston	1	0-1	2	1-1-0	0-1-0	0-0	2	4	2007	Quarterfinals	Lost Series Tie-Breaker
TOTALS	16	4-12	34	11-19-4	0-5-2	2-2	45	62			

FC DALLAS -- ALL-TIME POSTSEASON RESULTS

DATE	OPPONENT	RESULT	ATT.	W-L-T	RD.	GOALS:
09/26/1996	at Kansas City	L 2-3	4,466	0-1-0	QTR	DAL: Elliott (21) Ashton (25); KC: Johnston (16) McKeon (79) Preki (89)
09/29/1996	Kansas City	W 2-1	10,125	1-1-0	QTR	DAL: Kreis (5) Washington (32); KC: Preki (30)
10/02/1996	Kansas City	L 2-3	9,802	1-2-0	QTR	DAL: Sanchez (27) Elliott (66); KC: Chung (41) Takawira (62)
10/05/1997	at Los Angeles	W 1-0	18,921	1-0-0	QTR	
10/08/1997	Los Angeles	W 3-0	11,248	2-0-0	QTR	DAL: Washington (29,69) Peinado (86)
10/12/1997	Colorado	L 0-1	7,376	2-1-0	SEM	COL: S. Henderson (42)
10/15/1997	at Colorado	L 1-2	18,452	2-2-0	SEM	DAL: Damian (5); COL: Patino (22) C. Henderson (87)
10/01/1998	at Los Angeles	L 1-6	10,047	0-1-0	QTR	DAL: Washington (47); LA: Pena (10,69) Hermosillo (16,32) Cienfuegos (20) Welton (41)
10/04/1998	Los Angeles	L 2-3	8,130	0-2-0	QTR	DAL: Haynes (44) Kreis (48); LA: Hendrickson (80) Caligiuri (85) Mathis (88)
10/16/1999	Chicago	W 2-1	10,980	1-0-0	QTR	DAL: Graziani (52) Santel (75); CHI: Ball (79)
10/23/1999	at Chicago	L 0-4	13,197	1-1-0	QTR	CHI: Nowak (18) Kosecki (36) Razov (43) Kovalenko (46)
10/27/1999	Chicago	W 3-2	9,795	2-1-0	QTR	DAL: Deering (55) Rodriguez (84) Graziani (86); CHI: Razov (3) Marsch (5)
10/31/1999	at Los Angeles	L 1-2	17,372	2-2-0	SEM	DAL: Graziani (75); LA: Cienfuegos (39) Hendrickson (90)
11/07/1999	Los Angeles	W 3-2	13,816	3-2-0	SEM	DAL: Graziani (33,73); LA: Hermosillo (13,54)
11/11/1999	at Los Angeles	L 1-3	25,703	3-3-0	SEM	DAL: Kreis (89); LA: Vanney (3) Hermosillo (20) Cienfuegos (68)
09/15/2000	at MetroStars	L 1-2 (OT)	14,868	0-1-0	QTR	DAL: Rhine (67); MET: Mathis (34) Valencia (100)
09/20/2000	MetroStars	L 1-2	7,555	0-2-0	QTR	DAL: J. Rodriguez (82); MET: Mathis (53,81)
09/20/2001	at Chicago	L 0-2	8,314	0-1-0	QTR	CHI: Bocanegra (40) Whitfield (90)
09/23/2001	Chicago	T 1-1 (OT)	17,149	0-1-1	QTR	DAL: Deering (27); CHI: J. Beasley (84)
09/29/2001	at Chicago	L 0-2	12,811	0-2-1	QTR	CHI: Kovalenko (17) Armas (55)
09/25/2002	Colorado	W 4-2	6,360	1-0-0	QTR	DAL: Morrow (26); Kreis (49); Deering (68); Martinez (70); COL: Valderrama (2) Spencer (75)
09/28/2002	at Colorado	L 0-1	9,637	1-1-0	QTR	COL: Carrieri (78)
10/02/2002	Colorado	T 1-2 (OT/ST	8,008	1-1-1	QTR	DAL: Rhine (6); COL: Spencer (22); Chung (101)
10/22/2005	at Colorado	T 0-0	9,625	0-0-1	QTR	
10/29/2005	Colorado	L 2-2 (OT)	10,104	0-1-1	QTR	DAL: Ruiz (67,105); COL: Cunningham (19) Kotschau (105)
10/21/2006	at Colorado	W 2-1	4,176	1-0-0	QTR	DAL: Ruiz (15) Thompson (55); COL: Cooke (23)
10/28/2006	Colorado	L 2-3 (OT)	15,486	1-1-0	QTR	DAL: Ruiz (48) Goodson (92); COL: Hernandez (57,83) Mathis (114)
10/27/2007	Houston	W 1-0	12,537	0-1-0	QTR	DAL: Goodson (23)
11/02/2007	at Houston	L 1-4 (OT)	30,088	1-1-0	QTR	DAL: Ruiz (14); HOU: Holden (66) Ching (72,97) Davis (100)
10/30/2010	Real Salt Lake	W 2-1	11,003	1-0-0	QTR	DAL: Cunningham (44) Avila (88); RSL: Espindola (5)
11/06/2010	at Real Salt Lake	T 1-1	19,324	1-0-1	QTR	DAL: McCarty (17); RSL: Findley (80)
11/14/2010	at Los Angeles	W 3-0	27,000	2-0-1	SEM	DAL: Ferreira (26) John (54) Chavez (73)
11/21/2010	Colorado	L 1-2 (OT)	21,700	2-1-1	FIN	DAL: Ferreira (35); COL: Casey (57) own goal (107)
10/26/2011	New York	L 0-2	10,017	0-1-0	WC	NY: Lindpere (61) Henry (98+)

2013 FC DALLAS STATISTICS (11-12-11, 44 pts.)

UNF	POS	PLAYER	GP	GS	MIN	G	A	SHT	SOG	FC	FS	OFF	CK	C	E
7	F	Blas Perez	25	21	2019	11	3	55	29	39	48	16	0	5	1
33	F	Kenny Cooper	31	19	1741	6	1	47	21	22	24	23	0	2	1
10	M	David Ferreira	30	26	2419	3	9	32	10	24	76	5	64	4	0
31	M	Michel	31	26	2284	3	8	29	10	30	26	1	79	3	0
6	M	Jackson	30	29	2375	3	3	61	17	57	44	10	0	5	2
20	M	Mauro Diaz	10	5	423	3	2	11	6	3	8	1	17	0	0
4	M	Andrew Jacobson	27	27	2292	3	1	40	9	46	38	4	0	3	0
24	D	Matt Hedges	33	32	2793	3	0	13	4	19	17	1	0	1	0
11	M	Fabian Castillo	33	26	2176	2	6	44	16	30	21	17	8	7	0
27	M	Je-Vaughn Watson	24	15	1372	2	2	20	9	26	17	3	0	4	1
14	D	George John	24	24	2070	2	0	13	5	27	22	0	0	3	0
25	D	Walker Zimmerman	7	4	411	2	0	4	3	2	1	0	0	0	0
9	M	Ramon Nunez	10	0	253	1	3	11	3	2	4	0	2	0	0
5	D	Jair Benitez	31	28	2473	1	1	7	1	17	32	0	3	5	0
22	D	Stephen Keel	8	5	497	1	0	3	1	3	5	1	0	1	0
29	F	Eric Hassli	15	4	429	0	1	16	4	10	6	9	0	2	0
23	D	Kellyn Acosta	13	11	1004	0	0	6	0	12	10	0	1	2	0
13	M	Bradlee Baladez	1	0	27	0	0	0	0	2	0	0	0	0	0
12	M	Erick	9	8	652	0	0	7	0	13	16	0	0	1	0
1	G	Raul Fernandez	26	26	2340	0	0	1	0	0	3	0	0	1	0
17	D	Zach Loyd	25	24	2132	0	0	6	3	25	24	2	1	1	0
8	M	Peter Luccin	3	2	201	0	0	2	0	5	2	0	1	3	0
18	G	Chris Seitz	8	8	720	0	0	0	0	0	0	0	0	0	0
16	D	Bobby Warshaw	9	1	130	0	0	2	0	1	1	0	0	0	0
21	D	London Woodberry	8	3	363	0	0	1	1	1	3	0	0	1	0
	G	Jesse Gonzalez	0	0	0	0	0	0	0	0	0	0	0	0	0
	D	Moises Hernandez	0	0	0	0	0	0	0	0	0	0	0	0	0
40	G	Richard Sanchez	0	0	0	0	0	0	0	0	0	0	0	0	0
32	F	Jonathan Top	0	0	0	0	0	0	0	0	0	0	0	0	0
28	M	Victor Ulloa	0	0	0	0	0	0	0	0	0	0	0	0	0
30	G	Kyle Zobeck	0	0	0	0	0	0	0	0	0	0	0	0	0
		Own-goals received				2									
		Team totals	34	34	3060	48	40	431	152	416	480	93	176	54	5
		Opponent totals	34	34	3060	52	46	438	165	480	416	66	169	54	6

GAME-WINNING GOALS: Fabian Castillo 2, Je-Vaughn Watson 1, Blas Perez 1, George John 1

Matt Hedges 1, Jackson 1, David Ferreira 1, Mauro Diaz 1, Kenny Cooper 1

GAME-WINNING ASSISTS: Michel 3, David Ferreira 3, Ramon Nunez 1, Jackson 1, Fabian Castillo 1

PENALTY KICK GOALS/ATTEMPTS: Kenny Cooper 2-3, Michel 1-1

FC DALLAS INDIVIDUAL GOALKEEPING

UNF	POS	GOALKEEPER	GP	GS	MIN	SHTS	SV	GA	GAA	PG	PA	W	L	T	SO
18	G	Chris Seitz	8	8	720	36	24	11	1.38	0	0	4	2	2	2
1	G	Raul Fernandez	26	26	2340	129	88	41	1.58	2	3	7	10	9	7
		Team totals	34	34	3060	165	112	52	1.53	2	3	11	12	11	9
		Opponent totals	34	34	3060	152	103	48	1.41	3	4	12	11	11	7

* = Played with other teams in 2013. Only FC Dallas statistics listed here.

FC DALLAS 2013 SCHEDULE

DAY	DATE	OPPONENT	RESULT	ATT.	W-L-T	POS.	PTS	NOTES:
Sat.	Mar. 2	Colorado	W 1-0	18,075	1-0-0	T1	3	DAL: Jackson (11)
Sun.	Mar. 10	at Chivas USA	L 1-3	6,801	1-1-0	T2	3	DAL: Ferreira (57); CHV: Agudelo (68) Minda (76) Casillas (93+)
Sun.	Mar. 17	Houston	W 3-2	15,623	2-1-0	T1	6	DAL: John (34) Jacobson (35) Cooper (90); HOU: Driver (79) Davis (83)
Sat.	Mar. 23	Real Salt Lake	W 2-0	11,181	3-1-0	1	9	DAL: Castillo (70) Jackson (81)
Sat.	Mar. 30	at New England	W 1-0	10,284	4-1-0	1	12	DAL: Perez (87)
Sat.	Apr. 6	at Toronto FC	T 2-2	16,111	4-1-1	0	13	DAL: Jacobson (34) Perez (59); TOR: Braun (85) Russell (90)
Sat.	Apr. 13	Los Angeles	W 1-0	20,465	5-1-1	1	16	DAL: John (87)
Sat.	Apr. 20	Vancouver	W 2-0	14,339	6-1-1	1	19	DAL: own goal (29) Perez (50)
Sat.	Apr. 27	at Vancouver	T 2-2	19,967	6-1-2	1	20	DAL: own goal (9) Hedges (47); VAN: Manneh (72) Sanvezzo (75)
Wed.	May 8	Portland	T 1-1	10,112	6-1-3	1	21	DAL: Cooper (77); POR: Nagbe (70)
Sat.	May 11	D.C. United	W 2-1	14,322	7-1-3	1	24	DAL: Jackson (11) Watson (77); DC: De Rosario (44)
Sat.	May 18	at Seattle	L 2-4	38,979	7-2-3	1	24	DAL: Cooper (54) Michel (61); SEA: Johnson (16,62) Neagle (30) Martins (83)
Sat.	May 25	San Jose	W 1-0	15,063	8-2-3	1	27	DAL: Castillo (33)
Sat.	June 1	at Colorado	T 2-2	17,551	8-2-4	1	28	DAL: Perez (61,66); COL: Harris (56,64)
Sat.	June 15	at Portland	L 0-1	20,674	8-3-4	1	28	POR: Nagbe (52)
Sat.	June 22	Sporting KC	T 2-2	16,361	8-3-5	2	29	DAL: Jacobson (88) Zimmerman (90); KC: Kamara (43) own goal (57)
Sat.	June 29	at Philadelphia	T 2-2	18,212	8-3-6	T2	30	DAL: Zimmerman (24) Perez (97+); PHI: Okugo (20) Wheeler (87)
Thu.	July 4	Chivas USA	T 0-0	22,035	8-3-7	2	31	
Sun.	July 7	at Los Angeles	L 0-2	19,729	8-4-7	2	31	LA: Sarvas (65) Jimenez (80)
Sat.	July 13	Real Salt Lake	L 0-3	16,560	8-5-7	3	31	RSL: Morales (39) Grabavoy (79) Garcia (90)
Sat.	July 20	at Montreal	T 0-0	20,801	8-5-8	T4	32	
Sat.	Aug. 3	at Seattle	L 0-3	39,360	8-6-8	6	32	SEA: Martins (8) Johnson (22) Evans (94+)
Sun.	Aug. 11	Los Angeles	T 3-3	18,161	8-6-9	7	33	DAL: Hedges (15) Perez (48,86); LA: Donovan (46+,73,82)
Sat.	Aug. 17	at Portland	L 1-2	20,674	8-7-9	7	33	DAL: Diaz (28); POR: R. Johnson (26) Nagbe (33)
Wed.	Aug. 21	at Chivas USA	W 3-1	7,071	9-7-9	7	36	DAL: Perez (71) Ferreira (86) Nunez (90); CHV: de la Fuente (43)
Sat.	Aug. 24	San Jose	T 2-2	14,920	9-7-10	5	37	DAL: Perez (19) Michel (72); SJ: Gordon (8) Beitashour (16)
Sat.	Sept. 7	Vancouver	W 3-1	13,603	10-7-10	6	40	DAL: Watson (8) Diaz (87) Benitez (89); VAN: Kobayashi (4)
Sat.	Sept. 14	at Colorado	L 1-2	13,145	10-8-10	6	40	DAL: Ferreira (51); COL: Sanchez (59) own goal (65)
Sun.	Sept. 22	at New York	L 0-1	18,976	10-9-10	0	40	NY: own goal (76)
Sun.	Sept. 29	Columbus	L 2-4	11,422	10-10-1	8	40	DAL: Perez (21) Diaz (54); CLB: Higuain (9) Arrieta (17) Oduro (44) Anor (86)
Sat.	Oct. 5	at Real Salt Lake	T 1-1	20,488	10-10-1	T7	41	DAL: Cooper (72); RSL: Saborio (60)
Sat.	Oct. 12	Chicago	L 2-3	14,087	10-11-1	8	41	DAL: Cooper (63,75); CHI: Anangono (25) Magee (42) Anibaba (52)
Sat.	Oct. 19	Seattle	W 2-0	15,017	11-11-1	8	44	DAL: Hedges (65) Michel (87)
Sat.	Oct. 26	at San Jose	L 1-2	10,525	11-12-1	8	44	DAL: Keel (90); SJ: Martinez (27) Wondolowski (57)



NON-PLAYOFF TEAMS

FCC DALLAS – GAME-BY-GAME

#	Player	1	2	3	4	5	6	7	8	9	10	11	12	13	14	15	16	17	18	19	20	21	22	23	24	25	26	27	28	29	30	31	32	33	34
		COL	CHV	HOU	RSL	NE	TOR	LA	VAN	VAN	FOR	DC	SEA	ST	COL	FOR	KC	PHI	CHV	LA	RSL	MTL	SEA	LA	FOR	CHV	ST	VAN	COL	NY	CLB	RSL	CHI	SEA	ST
1	Raul Fernandez	1-0	1-3	3-2	2-0	1-0	2-2	1-0	2-0	2-2	1-1	2-1	2-4	1-0	2-2	0-1	2-2	2-2	0-0	0-2	0-3	0-0	0-3	3-3	1-2	3-1	2-2	3-1	1-2	0-1	2-4	1-1	2-3	2-0	1-2
3	Ugo Ihemelu	90G	90G	90G		90G	90G	90G	90G	90G	90G		90G	90G	90G	90G	90G	90G	90G	90G	90G	90G	90G	90G	90G	90G	90G	90G	90G	90G	90G	90G	90G	90G	
4	Andrew Jacobson	90M	90M	90M	90M	90M	90M	90M	90M	41M					90M	90M	90M	90M	73M	63M	90M	90M	90M	45M				90M	90M	90M	90M	90M	90M	90M	90M
5	Jair Benitez	30D	22	73D	89D	89D	86D	90D	90D	90D	90D	89D	90D	90D	88D	90D		90D	90D	90D	90D	90D	26		90D	90D	25	90D	88D		90D	73D	90D	75D	
6	Jackson	90M	90M	80M	90M	90M	90M	85M	85M	78M		90M	90M	86M	90M	90M	90M	56M	87M	45	45M		81M	90M	77M	81M		74M	45M	65M	90M	90M	45M		
7	Blas Perez			90F		26	90F	90F	89F	90F	90F	90F	73F		90F		31	90F	90F	90F			90F	90F	90F	90F	90F		45	90F	90F	90F	45	90F	
8	Peter Luccin																																29	82M	90M
9	Ramon Nunez														5	16			26	27	45	45		17	8	19			90M	90M	90M	90M	37	45	
10	David Ferreira	90M	90M	90M	90M	90M	90M	90M	90M	90M	53M			90M	89M	90M	90M	34	90M	90M	24	90M	90M	28	84M	90M	90M	90M	37		90M	90M		90M	
11	Fabian Castillo	79M	68M	10	71M	82M	18	5	14	14	90M	45M	26	83M	85M	90M	59M	62M	17	74M	90F		90M	90F	90F	82F	60M	90F	90F	90M	72M	70M	90F	90M	90F
12	Erick																							67M	90M	90M	90M	90M	82M	82M	53M		8		
13	Bradlee Baladez																					27													
14	George John	90D	90D	90D	90D	90D	45D	90D	90D	45D				90D	90D	90D	90D							90D	90D	90D	90D	90D	90D	90D	90D	90D	90D	90D	
16	Bobby Warshaw	11	45M		6	1	4				19	9		7				28																15	
17	Zach Loyd	90D	90D	90D	90D	90D	90D	90D	90D	90D	90D	90D	90D	90D	90D	90D	90D		90D	90D	90D	90D	73D	64D					90G		90D	90D	90D	90D	
18	Chris Seitz				90G						90G													90G											
20	Mauro Diaz																							45	73M	62M	30	16	25	25	90M	45M	12M		
21	London Woodberry					1	45			45	90D	90D	85D		2		5																		
22	Stephen Keel	1																	90D	90D	90D	1										90D	90D	45	
23	Kellyn Acosta																							17	90D	83D	90D	90D	90D	90D	77D	90D	17	90D	90D
24	Matt Hedges	89D	90D	90D	90D	90D	90D	90D	90D	90D	90D	90D	90D	4	90D	90D	45D	90D	90D	90D	90D	90D	90D	90D	90D	90D	90D	90D	90D	90D	90D	90D	90D	45D	
25	Walker Zimmerman											1	5	90D			45	90D															90D	90D	90D
27	Je-Vaughn Watson	90M	45	17		8			5	49	90M	90M	90M	90M			82	90M	68M		45M	66M	63M	45M		13	57M	71M	84M	65M			20		29
28	Victor Ulloa																																		
29	Eric Hassli	16	1	19			24	1		37	81F	90F	22	1	8F				3		31	89F										6			
30	Kyle Zobeck																																		
31	Michel	60	90D	90M	90M	90M	90M	90M	90M	90M	71M	90M	90M	90M	90M	90M	74D	90D	90M	90M	90M	45M		45	90D		90M	65D		2	13	61M	45M	32	61M
32	Jonathan Top																																		
33	Kenny Cooper	90F	74F	89F	84F	64F	72M	66M	76M	76M	90M	45	64F	68F			90F	85F	64M	16	59F	90M	9	23	7	33	2		8	8	18	45	78	58F	90F
40	Richard Sanchez																																		

"00" = 100 minutes played
F/M/D/G = starting position



NON-PLAYOFF TEAMS

FC DALLAS – GAME-BY-GAME LOG

Game #1	03/02/2013	DAL 1 vs COL 0	W
Game #2	03/10/2013	DAL 1 at CHV 3	L
Game #3	03/17/2013	DAL 3 vs HOU 2	W
Game #4	03/23/2013	DAL 2 vs RSL 0	W
Game #5	03/30/2013	DAL 1 at NE 0	W
Game #6	04/06/2013	DAL 2 at TOR 2	T
Game #7	04/13/2013	DAL 1 vs LA 0	W
Game #8	04/20/2013	DAL 2 vs VAN 0	W
Game #9	04/27/2013	DAL 2 at VAN 2	T
Game #10	05/08/2013	DAL 1 vs POR 1	T
Game #11	05/11/2013	DAL 2 vs DC 1	W
Game #12	05/18/2013	DAL 2 at SEA 4	L
Game #13	05/25/2013	DAL 1 vs ST 0	W
Game #14	06/01/2013	DAL 2 at COL 2	T
Game #15	06/15/2013	DAL 0 at POR 1	L
Game #16	06/22/2013	DAL 2 vs KC 2	T
Game #17	06/29/2013	DAL 2 at PHI 2	T
Game #18	07/04/2013	DAL 0 vs CHV 0	T
Game #19	07/07/2013	DAL 0 at LA 2	L
Game #20	07/13/2013	DAL 0 vs RSL 3	L
Game #21	07/20/2013	DAL 0 at MTL 0	T
Game #22	08/03/2013	DAL 0 at SEA 3	L
Game #23	08/11/2013	DAL 3 vs LA 3	T
Game #24	08/17/2013	DAL 1 at POR 2	L
Game #25	08/21/2013	DAL 3 at CHV 1	W
Game #26	08/24/2013	DAL 2 vs ST 2	T
Game #27	09/07/2013	DAL 3 vs VAN 1	W
Game #28	09/14/2013	DAL 1 at COL 2	L
Game #29	09/22/2013	DAL 0 at NY 1	L
Game #30	09/29/2013	DAL 2 vs CLB 4	L
Game #31	10/05/2013	DAL 1 at RSL 1	T
Game #32	10/12/2013	DAL 2 vs CHI 3	L
Game #33	10/19/2013	DAL 2 vs SEA 0	W
Game #34	10/26/2013	DAL 1 at ST 2	L

Jackson 1 (Ferreira 1) 11
Ferreira 1 (Castillo 1) 57
John 1 (unassisted) 34; Jacobson 1 (Ferreira 2) 35; Cooper 1 (Michel 1) 90
Castillo 1 (Jackson 1) 70; Jackson 2 (unassisted) 81
Perez 1 (Ferreira 3) 87
Jacobson 2 (Cooper 1, Michel 2) 34; Perez 2 (Jackson 2) 59
John 2 (unassisted) 87
own goal (Rusin) 29; Perez 3 (unassisted) 50
own goal (O'Brien) 9; Hedges 1 (unassisted) 47
Cooper 2 (penalty kick) 77
Jackson 3 (Hasli 1) 11; Watson 1 (Michel 3) 77
Cooper 3 (Michel 4) 54; Michel 1 (unassisted) 61
Castillo 2 (Ferreira 4) 33
Perez 4 (unassisted) 61; Perez 5 (Jackson 3) 66
Jacobson 3 (Nunez 1) 88; Zimmerman 1 (Ferreira 5) 90
Zimmerman 2 (Michel 5) 24; Perez 6 (Ferreira 6) 97+

Hedges 2 (Jacobson 1, Ferreira 7) 15; Perez 7 (Michel 6) 48; Perez 8 (unassisted) 86
Diaz 1 (Castillo 2, Perez 1) 28
Perez 9 (Castillo 3, Ferreira 8) 71; Ferreira 2 (Nunez 2) 86; Nunez 1 (Perez 2) 90
Perez 10 (Watson 1, Michel 7) 19; Michel 2 (penalty kick) 72
Watson 2 (Castillo 4) 8; Diaz 2 (Castillo 5) 87; Benitez 1 (Diaz 1) 89
Ferreira 3 (Benitez 1, Castillo 6) 51
Perez 11 (Diaz 2) 21; Diaz 3 (unassisted) 54
Cooper 4 (Watson 2) 72
Cooper 5 (Ferreira 9, Nunez 3) 63; Cooper 6 (penalty kick) 75
Hedges 3 (Michel 8) 65; Michel 3 (unassisted) 87
Keel 1 (Perez 3) 90



MLS CUP
PLAYOFFS • 2012

FC DALLAS –CUP COMPETITIONS – GAME-BY-GAME

NON-PLAYOFF TEAMS

#	Player	U.S. OPEN CUP		
		3R FTLD	4R HOU	QF POR
		2-0	3-0	2-3
1	Raul Fernandez			
3	Ugo Ihemelu		90M	90M
4	Andrew Jacobson			90D
5	Jair Benitez	90D	90D	90D
6	Jackson		90M	90M
7	Bias Perez	90F		90F
8	Peter Luccin			
9	Ramon Nunez	5	18	22
10	David Ferreira	17	72F	90M
11	Fabian Castillo	90M		77F
13	Bradlee Baladez			
14	George John	90D	88D	90D
16	Bobby Marshaw	85M	12	7
17	Zach Loyd	90G	90D	83D
18	Chris Seitz	90G	90G	90G
21	London Woodberry	90D	2	
22	Stephen Keel			
23	Kelvin Acosta			
24	Matt Hedges	49	90D	
25	Walker Zimmerman	41D		90D
27	Je-Vaughn Watson	90M		68M
28	Victor Ulloa			
29	Eric Hassli	73F	90M	
30	Kyle Zobeck			
31	Michel	90M	78M	
32	Jonathan Top			
33	Kenny Cooper		90M	13
40	Richard Sanchez			
U.S. OPEN CUP				
3R	05/28/2013	DAL 2 at FTIAUD	0	W
4R	06/12/2013	DAL 3 vs HOU	0	W
QF	06/26/2013	DAL 2 vs POR	3	L
		Perez (Castillo) 54; Hedges (Michel) 66 Cooper (Jacobson) 39; Cooper (Michel) 59; Loyd (unassisted) 76 Watson (Perez) 15; Perez (unassisted) 86		

D.C. UNITED PLAYOFF HISTORY

vs. Team	No. of Series	W-L	GP	W-L-T	OT	ShO	GF	GA	Last Mtg.	Round	Series Result
Chicago	4	0-4	7	0-5-2	0-0-0	0-0	2	13	2007	Quarterfinals	Lost 1 games to 0
Colorado	1	1-0	1	1-0-0	0-0-0	0-0	2	1	1997	MLS Cup '97	Won MLS Cup '97
Columbus	3	3-0	8	6-2-0	0-0-0	0-0	18	12	1999	East Finals	Won 2 games to 1
KC-Sporting KC	1	1-0	1	1-0-0	0-0-0	0-0	3	2	2004	MLS Cup '04	Won MLS Cup '04
Los Angeles	2	2-0	2	2-0-0	1-0-0	0-0	5	2	1999	MLS Cup '99	Won MLS Cup '99
New England	3	2-1	4	3-1-0	1-0-0	2-0	8	6	2006	Semifinals	Lost 1 games to 0
MetroStars-New	4	4-0	9	6-1-2	0-0-0	0-1	13	5	2012	Quarterfinals	Won 1 games to 0
Miami	2	2-0	4	4-0-0	0-0-0	2-0	4	1	1999	East Semifinals	Won 2 games to 0
Tampa Bay	1	1-0	2	2-0-0	0-0-0	0-0	6	2	1996	East Finals	Won 2 games to 0
Houston	1	0-1	2	0-1-1	0-0-0	0-0	2	4	2012	Semifinals	Lost 1 games to 0
TOTALS	22	16-6	40	25-10-5	2-0-0	4-1	63	48			

D.C. UNITED – ALL-TIME POSTSEASON RESULTS

DATE	OPPONENT	RESULT	ATT.	W-L-T	RD.	GOALS:
09/24/1996	at MetroStars	L 2-3	14,416	0-1-0	QTR	DC: Diaz Arce (24) Moreno (56); MET: De Avila (38) Savarese (75)
09/27/1996	MetroStars	W 1-0	21,442	1-1-0	QTR	DC: Etcheverry (72)
10/02/1996	MetroStars	W 2-1	20,423	2-1-0	QTR	DC: Rammel (67) Diaz Arce (89); MET: De Avila (86)
10/10/1996	Tampa Bay	W 4-1	23,566	3-1-0	SEM	DC: Diaz Arce (36,58,60) Rammel (54); TB: Lassiter (42)
10/12/1996	at Tampa Bay	W 2-1	9,339	4-1-0	SEM	DC: Williams (49) Diaz Arce (82); TB: Ralston (14)
10/20/1996	at Los Angeles	W 3-2 (OT)	34,643	5-1-0	FIN	DC: Sanneh (73) Medved (81) Pope (94); LA: Hurtado (5) Armas (56)
10/05/1997	New England	W 4-1	12,540	1-0-0	QTR	DC: Wegerle (13,56) Moreno (65,76); NE: Burns (89)
10/08/1997	at New England	W 2-1	16,233	2-0-0	QTR	DC: Williams (53); NE: Moore (72)
10/12/1997	Columbus	W 3-2	11,820	3-0-0	SEM	DC: Sanneh (9,45) Diaz Arce (29); CLB: Farrell (57) Dooley (73)
10/15/1997	at Columbus	W 1-0	9,506	4-0-0	SEM	DC: Diaz Arce (47)
10/26/1997	Colorado	W 2-1	57,431	5-0-0	FIN	DC: Moreno (37) Sanneh (68); COL: Paz (75)
09/30/1998	Miami	W 2-1	15,187	1-0-0	QTR	DC: Lassiter (28) Moreno (38); MIA: McLaren (69)
10/04/1998	at Miami	W 1-0	13,128	2-0-0	QTR	
10/11/1998	Columbus	W 2-0	17,755	3-0-0	SEM	DC: Sanneh (68) Etcheverry (78)
10/18/1998	at Columbus	L 2-4	13,193	3-1-0	SEM	DC: Sanneh (65) Lassiter (77); CLB: McBride (8,47) Dooley (37) John (81)
10/21/1998	Columbus	W 3-0	21,453	4-1-0	SEM	DC: Agoos (12) Lassiter (44,79)
10/25/1998	at Chicago	L 0-2	51,350	4-2-0	FIN	CHI: Podbrozny (29) Gutierrez (45)
10/16/1999	Miami	W 2-0	18,011	1-0-0	QTR	DC: Moreno (34,88)
10/24/1999	at Miami	W 1-0	8,446	2-0-0	QTR	
10/31/1999	Columbus	W 2-1	14,529	3-0-0	SEM	DC: Moreno (15) Olsen (72); CLB: Cunningham (82)
11/07/1999	at Columbus	L 1-5	12,778	3-1-0	SEM	DC: Lassiter (7); CLB: Elcock (20) Cunningham (41) John (48,61,84)
11/13/1999	Columbus	W 4-0	21,451	4-1-0	SEM	DC: Moreno (17) Lassiter (34,52) Etcheverry (86)
11/21/1999	at Los Angeles	W 2-0	44,910	5-1-0	FIN	DC: Moreno (19) Olsen (45)
11/01/2003	Chicago	L 0-2	15,202	0-1-0	QTR	CHI: Williams (4) Razov (90)
11/09/2003	at Chicago	L 0-2	15,312	0-2-0	QTR	CHI: Ralph (17) Razov (55)
10/23/2004	at MetroStars	W 2-0	11,161	1-0-0	QTR	DC: Stewart (67) Eskandarian (88)
10/30/2004	MetroStars	W 2-0	15,763	2-0-0	QTR	DC: Moreno (85) Namoff (89)
11/06/2004	New England	W 3-3 (OT)	21,201	3-0-0	SEM	DC: Eskandarian (11) Moreno (21) Gomez (67); NE: Twellman (17) Ralston (44) Noonan (85)
11/14/2004	at Kansas City	W 3-2	25,797	4-0-0	FIN	DC: Eskandarian (19,23) own goal (26); KC: Burciaga (6) Wolff (58)
10/21/2005	at Chicago	T 0-0	11,493	0-0-1	QTR	
10/30/2005	Chicago	L 0-4	20,089	0-1-1	QTR	CHI: Stewart (10) Guerrero (37,45) Marsch (67)
10/21/2006	at New York	W 1-0	8,630	1-0-0	QTR	DC: Gomez (77)
10/29/2006	New York	T 1-1	21,455	1-0-1	QTR	DC: Gomez (86); NY: Altidore (70)
11/05/2006	New England	L 0-1	19,552	1-1-1	SEM	NE: Twellman (4)
10/25/2007	at Chicago	L 0-1	17,834	0-1-0	QTR	CHI: Rolfe (14)
11/01/2007	Chicago	T 2-2	19,438	0-1-1	QTR	DC: Simms (69) Gomez (74); CHI: Barrett (31) Rolfe (33)
11/03/2012	New York	T 1-1	17,556	0-0-1	QTR	DC: own goal (61); NY: own goal (65)
11/08/2012	at New York	W 1-0	14,035	1-0-1	QTR	DC: DeLeon (88)
11/11/2012	at Houston	L 1-3	22,101	1-1-1	SEM	DC: DeLeon (27); HOU: Hainault (51) Bruin (68) Sarkodie (81)
11/18/2012	Houston	T 1-1	20,015	1-1-2	SEM	DC: Boskovic (83); HOU: Garcia (34)

2013 D.C. UNITED STATISTICS (3-24-7, 16 pts.)

UNF	POS	PLAYER	GP	GS	MIN	G	A	SHT	SOG	FC	FS	OFF	CK	C	E
12	F	Luis Silva (TOT)	27	24	1982	3	4	45	16	20	29	6	73	3	0
12	F	Luis Silva (DC)	13	13	1042	3	2	25	8	8	16	2	37	1	0
7	M	Dwayne De Rosario	24	17	1603	3	2	59	22	25	38	25	12	2	0
19	M	Kyle Porter	27	18	1594	3	1	41	13	22	24	6	54	3	0
13	M	Chris Pontius	22	19	1754	2	3	40	11	21	44	8	47	0	0
18	M	Nick DeLeon	25	23	1912	2	1	37	13	13	18	5	4	2	0
30	F	Conor Doyle	14	8	805	2	1	23	11	3	9	4	0	0	0
25	M	Jared Jeffrey	10	10	796	2	0	16	5	24	6	1	2	3	0
26	F	Lionard Pajoy	20	11	1130	2	0	21	5	26	15	23	1	2	0
23	M	Perry Kitchen	31	31	2773	1	4	10	3	42	43	1	0	6	0
9	F	Rafael Teixeira	7	4	331	1	0	7	2	2	9	4	0	1	0
32	M	Collin Martin	7	4	359	0	1	6	1	8	2	0	6	1	0
4	D	*Brandon McDonald	12	11	965	0	1	12	4	11	5	0	0	1	0
24	M	Lewis Neal	9	5	491	0	1	8	3	4	3	1	4	1	0
2	D	James Riley	21	19	1760	0	1	7	3	24	6	0	0	4	0
8	M	John Thorrrington	14	12	1052	0	1	12	4	17	21	1	0	4	0
21	D	Daniel Woolard	27	27	2235	0	1	5	3	21	25	0	0	3	0
28	G	Bill Hamid	25	25	2250	0	0	1	0	2	3	0	0	2	0
3	D	Dennis Iapichino (TOT)	15	11	1096	0	0	3	0	12	7	0	4	4	0
3	D	Dennis Iapichino (DC)	6	4	382	0	0	2	0	8	1	0	4	1	0
5	D	Dejan Jakovic	18	17	1575	0	0	1	0	18	15	1	0	3	0
33	D	Taylor Kemp	8	6	530	0	0	1	0	7	4	0	10	0	0
22	D	Chris Korb	30	30	2700	0	0	12	2	24	17	1	0	5	0
27	M	Sainey Nyassi (TOT)	14	7	676	0	0	10	1	15	12	4	0	1	0
27	M	Sainey Nyassi (DC)	14	7	676	0	0	10	1	15	12	4	0	1	0
12	M	Raphael Augusto	7	5	395	0	0	3	1	6	3	0	0	0	0
25	D	Alain Rochat (TOT)	17	15	1373	0	0	10	2	16	14	1	3	3	0
25	D	*Alain Rochat	5	4	404	0	0	4	0	4	4	1	3	1	0
20	F	Carlos Ruiz	13	5	528	0	0	20	9	3	8	5	0	0	0
3	D	Robbie Russell	1	0	6	0	0	0	0	0	0	0	0	0	0
25	M	Marcos Sanchez	9	6	508	0	0	6	0	4	8	0	3	0	0
11	M	Marcelo Saragosa	8	4	410	0	0	1	0	7	7	0	0	2	0
29	F	Michael Seaton	3	1	114	0	0	0	0	4	2	0	0	0	0
17	M	Conor Shanosky	5	3	355	0	0	2	0	3	4	0	0	0	0
16	F	Casey Townsend	9	3	316	0	0	4	1	6	0	8	0	1	0
15	D	Ethan White	14	13	1099	0	0	4	0	11	12	0	0	2	0
31	G	Joe Willis	9	9	810	0	0	0	0	0	4	0	0	0	0
6	M	Syamsir Alam	0	0	0	0	0	0	0	0	0	0	0	0	0
50	G	Andrew Dykstra	0	0	0	0	0	0	0	0	0	0	0	0	0
		Own-goals received				1									
		Team totals	34	34	3060	22	20	400	125	393	411	101	187	52	0
		Opponent totals	34	34	3060	59	51	467	166	411	393	53	162	56	1

GAME-WINNING GOALS: Chris Pontius 1, Lionard Pajoy 1, Conor Doyle 1

GAME-WINNING ASSISTS: James Riley 1

PENALTY KICK GOALS/ATTEMPTS: Dwayne De Rosario 1-2, Chris Pontius 1-1

D.C. UNITED INDIVIDUAL GOALKEEPING

UNF	POS	GOALKEEPER	GP	GS	MIN	SHTS	SV	GA	GAA	PG	PA	W	L	T	SO
28	G	Bill Hamid	25	25	2250	119	80	39	1.56	4	6	2	17	6	4
31	G	Joe Willis	9	9	810	47	28	20	2.22	1	1	1	7	1	1
		Team totals	34	34	3060	166	108	59	1.74	5	7	3	24	7	5
		Opponent totals	34	34	3060	125	100	22	0.65	2	3	24	3	7	16

* = Played with other teams in 2013. Only D.C. United statistics listed here.

D.C. UNITED 2013 SCHEDULE

DAY	DATE	OPPONENT	RESULT	ATT.	W-L-T	POS.	PTS	NOTES:
Sat.	Mar. 2	at Houston	L 0-2	20,019	0-1-0	T5	0	HOU: own goal (80) R. Clark (89)
Sat.	Mar. 9	Real Salt Lake	W 1-0	17,072	1-1-0	T2	3	DC: Pajoy (60)
Sat.	Mar. 16	at New York	T 0-0	22,022	1-1-1	T4	4	
Sat.	Mar. 23	Columbus	L 1-2	11,034	1-2-1	T6	4	DC: Teixeira (22); CLB: Williams (15) Speas (58)
Fri.	Apr. 5	at Sporting KC	L 0-1	18,988	1-3-1	T7	4	KC: Bieler (89)
Sat.	Apr. 13	New York	L 0-2	18,019	1-4-1	T9	4	NY: Henry (29) Olave (36)
Sun.	Apr. 21	Philadelphia	L 2-3	12,349	1-5-1	10	4	DC: Kitchen (17) Pajoy (47); PHI: McInerney (7,26) Casey (11)
Sat.	Apr. 27	at Columbus	L 0-3	14,090	1-6-1	10	4	CLB: Oduro (15) Williams (26) Higuaín (47+)
Wed.	May 8	Houston	L 0-4	10,116	1-7-1	10	4	HOU: Bruin (16,78) Barnes (28) Driver (88)
Sat.	May 11	at FC Dallas	L 1-2	14,322	1-8-1	10	4	DC: De Rosario (44); DAL: Jackson (11) Watson (77)
Sun.	May 19	Sporting KC	T 1-1	13,612	1-8-2	10	5	DC: Porter (65); KC: own goal (60)
Sat.	May 25	Portland	L 0-2	14,131	1-9-2	10	5	POR: Wallace (21) Nagbe (57)
Sun.	June 2	at Chicago	L 0-2	14,546	1-10-2	10	5	CHI: own goal (9) Magee (85)
Sat.	June 8	at New England	T 0-0	14,163	1-10-3	10	6	
Sat.	June 15	Toronto FC	L 1-2	13,846	1-11-3	10	6	DC: De Rosario (19); TOR: Earnshaw (30) own goal (41)
Sat.	June 22	San Jose	W 1-0	13,149	2-11-3	10	9	DC: Pontius (11)
Sat.	June 29	Vancouver	L 0-1	13,122	2-12-3	10	9	VAN: Sanvezzo (48)
Wed.	July 3	at Seattle	L 0-2	39,180	2-13-3	10	9	SEA: Martins (19,91+)
Sun.	July 7	at Colorado	T 0-0	14,739	2-13-4	10	10	
Sat.	July 20	at Chicago	L 1-4	17,190	2-14-4	10	10	DC: Silva (58); CHI: Rolfe (2,46+) Lindpere (11) Magee (56)
Sat.	July 27	New England	L 1-2	14,122	2-15-4	10	10	DC: Silva (8); NE: Imbongo (54) Fagundez (63)
Sat.	Aug. 3	Montreal	W 3-1	12,354	3-15-4	10	13	DC: Silva (19) Doyle (68) Jeffrey (93+); MTL: Brovsky (52)
Sat.	Aug. 10	at Philadelphia	L 0-2	18,652	3-16-4	10	13	PHI: Casey (35,75)
Sat.	Aug. 17	at Montreal	L 1-2	20,801	3-17-4	0	13	DC: Doyle (81); MTL: Di Vaio (43,83)
Sat.	Aug. 24	Toronto FC	T 1-1	13,927	3-17-5	10	14	DC: De Rosario (10); TOR: Convey (60)
Sat.	Aug. 31	at New York	L 1-2	17,372	3-18-5	10	14	DC: DeLeon (36); NY: Sam (8) Cahill (38)
Sun.	Sept. 8	at Chivas USA	L 0-1	7,781	3-19-5	10	14	CHV: Torres (51)
Sat.	Sept. 14	Los Angeles	T 2-2	16,233	3-19-6	10	15	DC: Pontius (39) Porter (84); LA: Keane (7) Stephens (81)
Sat.	Sept. 21	at New England	L 1-2	19,187	3-20-6	10	15	DC: own goal (11); NE: Fagundez (58) Nguyen (83)
Sat.	Sept. 28	at Toronto FC	L 1-4	15,879	3-21-6	0	15	DC: Jeffrey (15); TOR: Russell (25) Dike (67) own goal (71) Rey (87)
Fri.	Oct. 4	Chicago	L 0-3	13,949	3-22-6	10	15	CHI: Larentowicz (24) Soumare (26) AmariKwa (89)
Sat.	Oct. 12	Philadelphia	T 1-1	11,213	3-22-7	10	16	DC: DeLeon (36); PHI: McInerney (90)
Fri.	Oct. 18	at Sporting KC	L 0-1	18,932	3-23-7	0	16	KC: Dwyer (7)
Sun.	Oct. 27	Houston	L 1-2	13,731	3-24-7	10	16	DC: Porter (27); HOU: Garcia (11) Barnes (39)



MLS CUP
PLAYOFFS • 2013

NON-PLAYOFF TEAMS

D.C. UNITED – GAME-BY-GAME

#	Player	1	2	3	4	5	6	7	8	9	10	11	12	13	14	15	16	17	18	19	20	21	22	23	24	25	26	27	28	29	30	31	32	33	34
		HOU	RSL	NY	CLB	KC	NY	PHI	CLB	HOU	DAL	KC	POR	CHI	NE	TOR	SJ	VAN	SEA	COL	CHI	NE	MTL	PHI	MTL	TOR	NY	CHV	LA	NE	TOR	CHI	PHI	KC	HOU
		0-2	1-0	0-0	1-2	0-1	0-2	2-3	0-3	0-4	1-2	1-1	0-2	0-2	0-0	1-2	1-0	0-1	0-2	0-0	1-4	1-2	3-1	0-2	1-2	1-1	1-2	0-1	2-2	1-2	1-4	0-3	1-1	0-1	1-2
2	James Riley	45	90D	90D	81D					90D		90D	90D	90D	90D			90D	90D	15	90D	90D	90D	89D	90D	90D		90D		21	90D	90D	90D	90D	
3	Dennis Iapichino						6																	1											
3	Robbie Russell															90D																			
4	Brandon McDonald	90D	90D	90D	90D	90D	90D	90D	45D	90D	20																								
5	Dejan Jakovic	90D	90D	90D						90D	90D	90D	90D	90D																					
6	Syamsir Alam																																		
7	Dwayne De Rosario																																		
8	John Thornington	73M	75M																																
9	Rafael Teixeira																																		
11	Marcelo Saragosa	83M	15	90M																															
12	Raphael Augusto																																		
12	Luis Silva																																		
13	Chris Pontius	90M	90F	90M	90M	90M	90M	90M																											
15	Ethan White																																		
16	Casey Townsend																																		
17	Conor Shanosky																																		
18	Nick DeLeon	90M	90M	90M	31M																														
19	Kyle Porter	7	32																																
20	Carlos Ruiz																																		
21	Daniel Woolard	45D	90D	90D	90D	90D	83D	70D	90D	71D	90D	90D	90D	90D	90D	90D	90D	90D	90D	90D	90D	90D	90D	90D	90D	90D	90D	90D	90D	90D	90D	90D	90D	90D	
22	Chris Korb	90D	90D	90D	90D	90D	90D	90D	90D	90D	90D	90D	90D	90D	90D	90D	90D	90D	90D	90D	90D	90D	90D	90D	90D	90D	90D	90D	90D	90D	90D	90D	90D	90D	90D
23	Perry Kitchen	90M	90M	90M	90M	90M	90M	90M	90M	90M	90M	90M	90M	90M	90M	90M	90M	90M	90M	90M	90M	90M	90M	90M	90M	90M	90M	90M	90M	90M	90M	90M	90M	90M	90M
24	Lewis Neal																																		
25	Jared Jeffery																																		
25	Alain Rochat																																		
25	Marcos Sanchez	17	58M	14																															
26	Lionard Pajoy	90F	83F	71F	90F	90F	90F	90F	90F	31	11	31	19																						
27	Sainey Nyassi	90G	90G	90G	90G	90G	90G	90G	90G	90G		90G	90G																						
28	Bill Hamid																																		
29	Michael Seaton																																		
30	Conor Doyle																																		
31	Joe Willis																																		
32	Collin Martin																																		
33	Taylor Kemp																																		
50	Andrew Dykstra																																		

"00" = 100 minutes played
F/M/D/G = starting position

Played for other teams:

Luis Silva played 940 minutes for TOR
Alain Rochat played 969 minutes for VAN
Dennis Iapichino played 714 minutes for MTL



MLS CUP
PLAYOFFS • 2013

NON-PLAYOFF TEAMS

D.C. UNITED – GAME-BY-GAME LOG

Game #1	03/02/2013	DC 0 at HOU 2	L	
Game #2	03/09/2013	DC 1 vs RSL 0	W	Pajoy 1 (unassisted) 60
Game #3	03/16/2013	DC 0 at NY 0	T	
Game #4	03/23/2013	DC 1 vs CLB 2	L	Rafael 1 (Pontius 1) 22
Game #5	04/05/2013	DC 0 at KC 1	L	
Game #6	04/13/2013	DC 0 vs NY 2	L	
Game #7	04/21/2013	DC 2 vs PHI 3	L	Kitchen 1 (De Rosario 1, McDonald 1) 17; Pajoy 2 (Woolard 1) 47
Game #8	04/27/2013	DC 0 at CLB 3	L	
Game #9	05/08/2013	DC 0 vs HOU 4	L	
Game #10	05/11/2013	DC 1 at DAL 2	L	
Game #11	05/19/2013	DC 1 vs KC 1	T	De Rosario 1 (DeLeon 2, Porter 1) 44
Game #12	05/25/2013	DC 0 vs POR 2	L	Porter 1 (Pontius 2) 65
Game #13	06/02/2013	DC 0 at CHI 2	L	
Game #14	06/08/2013	DC 0 at NE 0	T	
Game #15	06/15/2013	DC 1 vs TOR 2	L	De Rosario 2 (penalty kick) 19
Game #16	06/22/2013	DC 1 vs SJ 0	W	Pontius 1 (penalty kick) 11
Game #17	06/29/2013	DC 0 vs VAN 1	L	
Game #18	07/03/2013	DC 0 at SEA 2	L	
Game #19	07/07/2013	DC 0 at COL 0	T	
Game #20	07/20/2013	DC 1 at CHI 4	L	Silva 1 (Kitchen 1) 58
Game #21	07/27/2013	DC 1 vs NE 2	L	Silva 2 (Thorington 1) 8
Game #22	08/03/2013	DC 3 vs MTL 1	W	Silva 3 (unassisted) 19; Doyle 1 (Riley 1) 68; Jeffrey 1 (Doyle 1, Martin 1) 93+
Game #23	08/10/2013	DC 0 at PHI 2	L	
Game #24	08/17/2013	DC 1 at MTL 2	L	Doyle 2 (Silva 3, Kitchen 2) 81
Game #25	08/24/2013	DC 1 vs TOR 1	T	De Rosario 3 (Kitchen 3) 10
Game #26	08/31/2013	DC 1 at NY 2	L	DeLeon 1 (De Rosario 2) 36
Game #27	09/08/2013	DC 0 at CHV 1	L	
Game #28	09/14/2013	DC 2 vs LA 2	T	Pontius 2 (unassisted) 39; Porter 2 (Kitchen 4) 84
Game #29	09/21/2013	DC 1 at NE 2	L	own goal (Caldwell) 11
Game #30	09/28/2013	DC 1 at TOR 4	L	Jeffrey 2 (unassisted) 15
Game #31	10/04/2013	DC 0 vs CHI 3	L	
Game #32	10/12/2013	DC 1 vs PHI 1	T	DeLeon 2 (Neal 1) 36
Game #33	10/18/2013	DC 0 at KC 1	L	
Game #34	10/27/2013	DC 1 vs HOU 2	L	Porter 3 (Pontius 3, Silva 4) 27



MLS CUP
PLAYOFFS • 2013

NON-PLAYOFF TEAMS

D.C. UNITED -CUP COMPETITIONS - GAME-BY-GAME

#	Player	U.S. OPEN CUP					
		3R RICH 0-0	4R PHI 3-1	QF NE 3-1	SF CHI 2-0	F RSL 1-0	
2	James Riley	120D	63D	90D	90D	90D	
3	Robbie Russell						
4	Brandon McDonald		27		90D	90D	
5	Dejan Jakovic						
6	Syamsir Alam						
7	Dwayne De Rosario	120F	90F	83F	90F	75F	
8	John Thorrington		90M	90M	90M	90M	
9	Rafael Teixeira						
11	Marcelo Saragosa						
12	Raphael Augusto	58D					
12	Luis Silva				57M	15	
13	Chris Pontius	62	45M	74F	16	86M	
15	Ethan White		67D			90D	
16	Casey Townsend		90F	36			
17	Conor Shanosky	120M		90D			
18	Nick DeLeon	120M	90M	90M	74M	90M	
19	Kyle Porter	90M		54M	90M		
20	Carlos Ruiz	37					
21	Daniel Woolard	120D	90D	90D	90D	90D	
22	Chris Korb	113D		90D	90D	90D	
23	Perry Kitchen	120M	90M	90M	90M	90M	
24	Lewis Neal					90M	
25	Marcos Sanchez						
26	Lionard Pajoy	80F	23	7			
27	Sainey Nyassi	30	45				
28	Bill Hamid					90G	
29	Michael Seaton						
30	Conor Doyle						
31	Joe Willis	120G	90G	90G	33	4	
33	Taylor Kemp		90D	16	90G		
50	Andrew Dykstra						
U.S. OPEN CUP							
3R	05/28/2013	DC 0	at RICHMD	0	T	(4-2 pens)	
4R	06/12/2013	DC 3	vs PHI	1	W		De Rosario (unassisted) 24; De Rosario (Pajoy) 75; De Rosario (unassisted) 85
QF	06/26/2013	DC 3	vs NE	1	W		Pontius (unassisted) 44; De Rosario (Pontius) 69; Pajoy (penalty kick) 87
SF	08/07/2013	DC 2	at CHI	0	W		De Rosario (Silva) 44; DeLeon (Riley) 48
F	10/01/2013	DC 1	at RSL	0	W		Neal (unassisted) 45



NON-PLAYOFF TEAMS

PHILADELPHIA UNION PLAYOFF HISTORY

vs. Team	No. of Series	W-L	GP	W-L-T	OT	ShO	GF	GA	Last Mtg.	Round	Series Result
Houston	1	0-1	2	0-2-0	0-0-0	0-0	1	3	2011	Quarterfinals	Lost 2 games to 0
TOTALS	1	0-1	2	0-2-0	0-0-0	0-0	1	3			

PHILADELPHIA UNION - ALL-TIME POSTSEASON RESULTS

DATE	OPPONENT	RESULT	ATT.	W-L-T	RD. NOTES:
10/30/2011	Houston	L 1-2	18,539	0-1-0	QTR PHI: Le Toux (7); HOU: Hainault (5) Carr (30)
11/03/2011	at Houston	L 0-1	24,749	0-2-0	QTR HOU: Ching (45)

NON-PLAYOFF TEAMS

2013 PHILADELPHIA UNION STATISTICS (12-12-10, 46 pts.)

UNF	POS	PLAYER	GP	GS	MIN	G	A	SHT	SOG	FC	FS	OFF	CK	C	E
9	F	Jack McInerney	31	25	2209	12	0	86	31	34	27	18	0	4	0
6	F	Conor Casey	31	25	2201	10	5	64	26	58	26	25	0	9	0
11	F	Sebastien Le Toux	32	25	2222	3	12	34	13	11	25	13	95	0	0
14	D	Amobi Okugo	32	32	2879	3	3	25	6	36	24	3	0	6	1
44	M	Danny Cruz	32	32	2190	3	2	56	19	31	45	3	0	5	0
29	F	Antoine Hoppenot	30	2	732	3	2	20	8	15	23	5	0	3	0
25	D	Sheanon Williams	32	32	2867	2	8	14	3	42	42	0	0	6	1
7	M	Brian Carroll	33	33	2969	2	1	16	5	40	14	2	0	6	0
33	D	Fabinho	14	10	980	1	2	9	1	10	18	0	4	0	1
19	M	Jose Kleberson	11	7	532	1	2	24	4	6	6	1	5	1	0
21	M	Michael Farfan	29	22	1991	1	1	40	18	41	45	3	36	6	0
12	F	Aaron Wheeler	10	1	129	1	1	8	5	4	1	2	0	1	0
26	M	Keon Daniel	24	20	1721	0	1	27	5	35	24	1	30	4	0
31	D	Jeff Parke	31	31	2744	0	1	11	2	23	24	0	0	3	0
3	D	Chris Albright	2	0	4	0	0	0	0	1	0	0	0	1	0
16	D	Don Anding	1	0	30	0	0	1	0	0	0	0	1	0	0
15	M	*Gabriel Farfan	6	3	313	0	0	6	1	5	3	1	0	1	0
22	M	Leo Fernandes	7	3	281	0	0	6	1	8	4	0	0	1	0
28	D	Raymon Gaddis	31	31	2703	0	0	4	2	25	23	0	0	3	0
8	D	Matt Kassel	5	0	90	0	0	1	0	0	1	1	0	0	0
13	M	Michael Lahoud	9	3	464	0	0	5	1	8	5	0	0	1	0
18	G	Zac MacMath	34	34	3060	0	0	0	0	0	10	0	0	1	0
4	D	*Bakary Soumare	3	3	261	0	0	1	0	4	1	0	0	1	0
10	M	Roger Torres	5	0	68	0	0	1	0	1	1	0	1	0	0
17	F	Yann Ekra	0	0	0	0	0	0	0	0	0	0	0	0	0
40	M	Gilberto	0	0	0	0	0	0	0	0	0	0	0	0	0
23	F	Cristhian Hernandez	0	0	0	0	0	0	0	0	0	0	0	0	0
5	M	Greg Jordan	0	0	0	0	0	0	0	0	0	0	0	0	0
20	M	Jimmy McLaughlin	0	0	0	0	0	0	0	0	0	0	0	0	0
39	G	Oka Nikolov	0	0	0	0	0	0	0	0	0	0	0	0	0
27	M	Zach Pfeffer	0	0	0	0	0	0	0	0	0	0	0	0	0
2	D	Carlos Valdes	0	0	0	0	0	0	0	0	0	0	0	0	0
		Team totals	34	34	3060	42	41	459	151	438	417	78	172	63	3
		Opponent totals	34	34	3060	44	53	434	147	417	438	73	166	57	12

GAME-WINNING GOALS: Jack McInerney 5, Conor Casey 3, Jose Kleberson 1, Antoine Hoppenot 1

Michael Farfan 1, Brian Carroll 1

GAME-WINNING ASSISTS: Sebastien Le Toux 5, Sheanon Williams 3, Aaron Wheeler 1, Amobi Okugo 1

Antoine Hoppenot 1

PENALTY KICK GOALS/ATTEMPTS: None

PHILADELPHIA UNION INDIVIDUAL GOALKEEPING

UNF	POS	GOALKEEPER	GP	GS	MIN	SHTS	SV	GA	GAA	PG	PA	W	L	T	SO
18	G	Zac MacMath	34	34	3060	147	101	44	1.29	1	1	12	12	10	12
		Team totals	34	34	3060	147	101	44	1.29	1	1	12	12	10	12
		Opponent totals	34	34	3060	151	106	42	1.24	0	0	12	12	10	7

* = Played with other teams in 2013. Only Philadelphia Union statistics listed here.

PHILADELPHIA UNION 2013 SCHEDULE - REGULAR SEASON TOTALS

DAY	DATE	OPPONENT	RESULT	ATT.	W-L-T	POS.	PTS	NOTES:
Sat.	Mar. 2	Sporting KC	L 1-3	18,160	0-1-0	T5	0	PHI: Le Toux (17); KC: Zusi (41) Rosell (66) Bieler (83)
Sun.	Mar. 10	at Colorado	W 2-1	15,122	1-1-0	0	3	PHI: Okugo (34) McInerney (79); COL: Smith (68)
Sat.	Mar. 16	New England	W 1-0	15,689	2-1-0	2	6	PHI: McInerney (76)
Sat.	Mar. 30	at New York	L 1-2	15,824	2-2-0	5	6	PHI: Casey (63); NY: McCarty (55) Henry (81)
Sat.	Apr. 6	at Columbus	T 1-1	10,293	2-2-1	5	7	PHI: McInerney (34); CLB: Oduro (72)
Sat.	Apr. 13	Toronto FC	T 1-1	17,182	2-2-2	T4	8	PHI: McInerney (93+); TOR: Earnshaw (71)
Sun.	Apr. 21	at D.C. United	W 3-2	12,349	3-2-2	0	11	PHI: McInerney (7,26) Casey (11); DC: Kitchen (17) Pajoy (47)
Sat.	Apr. 27	at New England	L 0-2	18,383	3-3-2	6	11	NE: Fagundez (61) Nguyen (71)
Sat.	May 4	Seattle	T 2-2	18,344	3-3-3	T5	12	PHI: Cruz (50,51); SEA: Johnson (10) Rosales (64)
Sat.	May 11	at Chicago	W 1-0	12,205	4-3-3	0	15	PHI: McInerney (75)
Wed.	May 15	Los Angeles	L 1-4	17,031	4-4-3	5	15	PHI: Okugo (23); LA: own goal (3) Keane (71) Jimenez (80) Donovan (87)
Sat.	May 18	Chicago	W 1-0	18,575	5-4-3	5	18	PHI: McInerney (3)
Sat.	May 25	at Montreal	L 3-5	17,104	5-5-3	5	18	PHI: McInerney (5) Hoppenot (69) Le Toux (85); MTL: Di Vaio (2,28,32) Wenger (74) Smith (94+)
Sat.	June 1	at Toronto FC	T 1-1	19,221	5-5-4	5	19	PHI: McInerney (91+); TOR: Osorio (66)
Wed.	June 5	Columbus	W 3-0	16,113	6-5-4	T3	22	PHI: Carroll (25) Williams (29) Casey (31)
Sun.	June 23	New York	W 3-0	19,013	7-5-4	T2	25	PHI: Casey (7,64) Hoppenot (88)
Sat.	June 29	FC Dallas	T 2-2	18,212	7-5-5	T2	26	PHI: Okugo (20) Wheeler (87); DAL: Zimmerman (24) Perez (97+)
Wed.	July 3	at Real Salt Lake	T 2-2	20,445	7-5-6	T3	27	PHI: Le Toux (13) Casey (76); RSL: Gil (75) Morales (97+)
Sat.	July 6	at Houston	L 0-1	21,300	7-6-6	T3	27	HOU: R. Clark (59)
Fri.	July 12	Chivas USA	W 3-1	15,172	8-6-6	T2	30	PHI: Carroll (58) M. Farfan (82) Casey (89); CHV: Correa (14)
Sat.	July 20	Portland	T 0-0	18,740	8-6-7	4	31	
Sat.	July 27	at Vancouver	W 1-0	21,000	9-6-7	4	34	PHI: Hoppenot (85)
Sat.	Aug. 3	Chicago	L 1-2	18,295	9-7-7	4	34	PHI: Williams (60); CHI: Nyarko (9) Magee (75)
Sat.	Aug. 10	D.C. United	W 2-0	18,652	10-7-7	3	37	PHI: Casey (35,75)
Sat.	Aug. 17	at New York	T 0-0	25,355	10-7-8	T3	38	
Sun.	Aug. 25	at New England	L 1-5	12,531	10-8-8	4	38	PHI: Cruz (50) NE: Rowe (26,65) Agudelo (58, 73) Fagundez (71)
Sat.	Aug. 31	Montreal	T 0-0	18,339	10-8-9	4	39	
Sun.	Sept. 8	at San Jose	L 0-1	10,034	10-9-9	4	39	SJ: Salinas (15)
Sat.	Sept. 14	Houston	L 0-1	18,771	10-10-9	T5	39	HOU: R. Clark (53)
Fri.	Sept. 27	at Sporting KC	W 1-0	19,243	11-10-9	0	42	PHI: Casey (36)
Sat.	Oct. 5	Toronto FC	W 1-0	18,996	12-10-9	5	45	PHI: Kleberson (95+)
Sat.	Oct. 12	at D.C. United	T 1-1	11,213	12-10-1	T4	46	PHI: McInerney (90); DC: DeLeon (36)
Sat.	Oct. 19	at Montreal	L 1-2	18,993	12-11-1	7	46	PHI: Fabinho (29); MTL: Di Vaio (64) Ouimette (84)
Sat.	Oct. 26	Sporting KC	L 1-2	18,462	12-12-1	7	46	PHI: McInerney (88); KC: Zusi (47) Olum (92+)



MLS CUP
PLAYOFFS • 2013

NON-PLAYOFF TEAMS

PHILADELPHIA UNION – GAME-BY-GAME

#	Player	1	2	3	4	5	6	7	8	9	10	11	12	13	14	15	16	17	18	19	20	21	22	23	24	25	26	27	28	29	30	31	32	33	34
		KC	COL	NE	NY	CLB	TOR	DC	NE	SEA	CHI	LA	CHI	MTL	TOR	CLB	NY	DAL	RSL	HOU	CHV	POR	VAN	CHI	DC	NY	NE	MTL	SJ	HOU	KC	TOR	DC	MTL	KC
1	Chris Konopka	1-3	2-1	1-0	1-2	1-1	1-1	3-2	0-2	2-2	1-0	1-4	1-0	3-5	1-1	3-0	3-0	2-2	2-2	0-1	3-1	0-0	1-0	1-2	2-0	0-0	1-5	0-0	0-1	0-1	1-0	1-0	1-1	1-2	1-2
2	Carlos Valdes																																		
3	Chris Albright																																		
4	Bakary Soumare																																		
5	Greg Jordan																																		
6	Conor Casey	6			29	62F	90F	90F	59F	90F	61F	26	19	30	30	72F	73F	79F	90F	90F	90F	90F	90F	90F	85F	89F	90F	86F	90F	67F	68F	90F	90F	90F	
7	Brian Carroll	90M	90M	90M	90M	90M	90M	90M	90M	90M	90M	90M	90M	90M	90M	90M	89M	90M	90M	90M	90M	90M	90M	90M	90M	90M	90M	90M	90M	90M	90M	90M	90M	90M	
8	Matt Kassel																																		
9	Jack McInerney	20	90F	87F	80F	90F	90F	77F	90F	86F	90F	90F	89F	90F	90F	90F	90F	90F	90F	90F	90F	90F	90F	90F	90F	90F	90F	90F	90F	90F	90F	90F	90F	90F	
10	Roger Torres	10																																	
11	Sebastien Le Toux	90F	71F	90F	61F	28	73M		31	4	34	64F	90F	90M	60F	89M	90M	89M	90F	90M	89M	90M	90F	90M	89M	90M	90F	90M	90F	32	22	16D	2	29	
12	Freddy Adu																																		
13	Aaron Wheeler																																		
14	Michael Lahoud	80M	12	82	90M	24		22																											
15	Amobi Okugo	90D	90D	90D	90D	90D	90D	90D	90D	90D	90D	90D	90D	90D	90D	90D	90D	90D	90D	90D	90D	90D	90D	90D	90D	90D	90D	90D	90D	90D	90D	90D	90D	90M	
16	Gabriel Farfan	70M	26				78M	3	46	90D																									
17	Don Anding																																		
18	Yann Ekra																																		
19	Zac MacMath	90G	90G	90G	90G	90G	90G	90G	90G	90G	90G	90G	90G	90G	90G	90G	90G	90G	90G	90G	90G	90G	90G	90G	90G	90G	90G	90G	90G	90G	90G	90G	90G	90G	
20	Jose Kleberson																																		
21	Jimmy McLaughlin																																		
22	Michael Farfan	90M	78M	67M	90M		25	68M	90M	90M	90M	9	90M	78M	71M		54	90M	61M		90M	68M	90M	73M	21	19	80M		30	19	90M	90M	90M	90M	
23	Leo Fernandes																																		
24	Cristhian Hernandez																																		
25	Sheanon Williams	90D	90D	90D	90D	90D	90D	90D	84D		90D	90D	90D	90D	90D	90D	90D	90D	90D	90D	90D	90D	90D	90D	90D	90D	90D	90D	90D	90D	90D	90D	90D	90D	90D
26	Keon Daniel	84M	64M	90M	10	90M	90M	90M	72M	90M	90M	90M	26	12	75	90M	90M																		
27	Zach Pfeffer	90D	90D	90D	90D	90D	90D	90D	90D	90D	90D	90D	90D	90D	90D	90D	90D	90D	90D	90D	90D	90D	90D	90D	90D	90D	90D	90D	90D	90D	90D	90D	90D	90D	90D
28	Raymon Gaddis	90D	90D	90D	90D	90D	79D	90D	90D	90D	90D	90D	90D	90D	90D	90D	90D	90D	90D	90D	90D	90D	90D	90D	90D	90D	90D	90D	90D	90D	90D	90D	90D	90D	90D
29	Antoine Hoppenot	19	23	29	12	17	13	25	18	29	26		25	19	18	17	21	29	90M	20	8	23	7	24	10	17	20	11		33	45	23	61F		
30	Jeff Parke	90D	90D	90D	90D	90D	90D	90D	90D	90D	90D	90D	90D	90D	90D	90D	90D	90D	90D	90D	90D	90D	90D	90D	90D	90D	90D	90D	90D	90D	90D	90D	90D	90D	90D
31	Chase Harrison																																		
32	Fabinho																																		
33	Oka NikoIov																																		
34	Gilberto																																		
40	Danny Cruz	90M	8M	61M	66M	65M	87M	65M	72M	56M	64M	64M	60M	90M	82M	36M	69M	65M		78M	79M	67M	83M	69M	71M	76M	73M	60M	61M	58M	79M	90M	76M	70M	

"00" = 100 minutes played
F/M/D/G = starting position



MLS CUP
PLAYOFFS • 2013

NON-PLAYOFF TEAMS

PHILADELPHIA UNION – GAME-BY-GAME LOG

Game #1	03/02/2013	PHI 1 vs KC 3	L	Le Toux 1 (Daniel 1) 17					
Game #2	03/10/2013	PHI 2 at COL 1	W	Okugo 1 (Le Toux 1) 34; McInerney 1 (Hoppenot 1) 79					
Game #3	03/16/2013	PHI 1 vs NE 0	W	McInerney 2 (Le Toux 2) 76					
Game #4	03/30/2013	PHI 1 at NY 2	L	Casey 1 (Williams 1) 63					
Game #5	04/06/2013	PHI 1 at CLB 1	T	McInerney 3 (Cruz 1, Okugo 1) 34					
Game #6	04/13/2013	PHI 1 vs TOR 1	T	McInerney 4 (Casey 1) 93+					
Game #7	04/21/2013	PHI 3 at DC 2	W	McInerney 5 (Casey 2) 7; Casey 2 (Cruz 2) 11; McInerney 6 (Okugo 2, Williams 2) 26					
Game #8	04/27/2013	PHI 0 at NE 2	L						
Game #9	05/04/2013	PHI 2 vs SEA 2	T	Cruz 1 (unassisted) 50; Cruz 2 (unassisted) 51					
Game #10	05/11/2013	PHI 1 at CHI 0	W	McInerney 7 (Le Toux 3) 75					
Game #11	05/15/2013	PHI 1 vs LA 4	L	Okugo 2 (Williams 3) 23					
Game #12	05/18/2013	PHI 1 vs CHI 0	W	McInerney 8 (Le Toux 4) 3					
Game #13	05/25/2013	PHI 3 at MTL 5	L	McInerney 9 (M. Farfan 1) 5; Hoppenot 1 (Okugo 3) 69; Le Toux 2 (unassisted) 85					
Game #14	06/01/2013	PHI 1 at TOR 1	T	McInerney 10 (unassisted) 91+					
Game #15	06/05/2013	PHI 1 at TOR 1	T	Carroll 1 (unassisted) 25; Williams 1 (Carroll 1, Le Toux 5) 29; Casey 3 (Le Toux 6) 31					
Game #16	06/23/2013	PHI 3 vs NY 0	W	Casey 4 (Williams 4) 7; Casey 5 (unassisted) 64; Hoppenot 2 (Le Toux 7) 88					
Game #17	06/29/2013	PHI 2 vs DAL 2	T	Okugo 3 (Williams 5) 20; Wheeler 1 (Williams 6) 87					
Game #18	07/03/2013	PHI 2 at RSL 2	T	Le Toux 3 (Casey 3, Williams 7) 13; Casey 6 (Hoppenot 2) 76					
Game #19	07/06/2013	PHI 0 at HOU 1	L						
Game #20	07/12/2013	PHI 3 vs CHV 1	W	Carroll 2 (Casey 4, Le Toux 8) 58; M. Farfan 1 (Le Toux 9) 82; Casey 7 (Fabinho 1) 89					
Game #21	07/20/2013	PHI 0 vs POR 0	T						
Game #22	07/27/2013	PHI 1 at VAN 0	W	Hoppenot 3 (Wheeler 1) 85					
Game #23	08/03/2013	PHI 1 vs CHI 2	L	Williams 2 (Le Toux 10) 60					
Game #24	08/10/2013	PHI 2 vs DC 0	W	Casey 8 (Le Toux 11, Williams 8) 35; Casey 9 (Fabinho 2, Le Toux 12) 75					
Game #25	08/17/2013	PHI 0 at NY 0	T						
Game #26	08/25/2013	PHI 1 at NE 5	L						
Game #27	08/31/2013	PHI 0 vs MTL 0	T						
Game #28	09/08/2013	PHI 0 at SJ 1	L						
Game #29	09/14/2013	PHI 0 vs HOU 1	L						
Game #30	09/27/2013	PHI 1 at KC 0	W	Casey 10 (unassisted) 36					
Game #31	10/05/2013	PHI 1 vs TOR 0	W	Kleberston 1 (free kick) 95+					
Game #32	10/12/2013	PHI 1 at DC 1	T	McInerney 11 (Kleberston 1) 90					
Game #33	10/19/2013	PHI 1 at MTL 2	L	Fabinho 1 (Kleberston 2) 29					
Game #34	10/26/2013	PHI 1 vs KC 2	L	McInerney 12 (Parke 1) 88					



MLS CUP
PLAYOFFS • 2013

NON-PLAYOFF TEAMS

PHILADELPHIA UNION –CUP COMPETITIONS – GAME-BY-GAME

#	Player	U.S. OPEN CUP			
		3R	4R		
		OCTY	DC		
		2-1	1-3		
1	Chris Konopka				
3	Chris Albright				
4	Bakary Soumare				
5	Greg Jordan				
6	Conor Casey	65F	65F		
7	Brian Carroll	90M	90M		
9	Jack McInerney	81F	90F		
10	Roger Torres				
11	Sebastien Le Toux	90F	90M		
12	Aaron Wheeler				
13	Michael Lahoud				
14	Amobi Okugo	90D	90D		
16	Don Anding		17		
18	Zac MacMath	90G	90G		
19	Jose Kleberson				
20	Jimmy McLaughlin				
21	Michael Farfan	1	73M		
22	Leo Fernandes	89M	45		
23	Cristhian Hernandez				
25	Sheanon Williams	90D	90D		
26	Keon Daniel	90M	45M		
28	Raymon Gaddis	90D	90D		
29	Antoine Hoppenot	9	25		
31	Jeff Parke	90D	90D		
32	Chase Harrison				
44	Danny Cruz	25			
U.S. OPEN CUP					
3R	05/28/2013	PHI 2 vs OCEANC	1	W	McInerney (Le Toux) 49; Carroll (Le Toux) 92+
4R	06/12/2013	PHI 1 at DC	3	L	McInerney (Anding) 76

SAN JOSE EARTHQUAKES PLAYOFF HISTORY

vs. Team	No. of Series	Series W-L	GP	W-L-T	OT	ShO	GF	GA	Last Mtg.	Round	Series Result
Chicago	1	1-0	1	1-0-0	0-0-0	0-0	4	2	2003	MLS Cup '03	Won MLS Cup '03
Colorado	1	0-1	1	0-1-0	0-0-0	0-0	0	1	2010	Semifinals	Lost 1 games to 0
Columbus	2	1-1	4	2-2-0	0-0-0	0-0	8	5	2002	Quarterfinals	Lost 6 pts. to 0
Kansas City	2	1-1	3	2-1-0	1-0-0	0-0	5	5	2004	Quarterfinals	Lost Series Tie-Breaker
Los Angeles	5	2-3	10	4-5-1	1-0-0	0-0	12	16	2012	Quarterfinals	Lost Series Tie-Breaker
New York	1	1-0	2	1-1-0	0-0-0	0-0	3	2	2010	Quarterfinals	Won Series Tie-Breaker
Miami	1	1-0	3	2-1-0	1-0-0	0-0	5	1	2001	Semifinals	Won 6 pts. to 3
TOTALS	13	7-6	24	12-11-1	3-0-0	0-0	37	32			

SAN JOSE EARTHQUAKES – ALL-TIME POSTSEASON RESULTS

DATE	OPPONENT	RESULT	ATT.	W-L-T	RD.	NOTES:
09/26/1996	Los Angeles	W 1-0	17,209	1-0-0	QTR	Ianni (36)
09/29/1996	at Los Angeles	L 0-2	27,833	1-1-0	QTR	
10/02/1996	at Los Angeles	L 0-2	30,231	1-2-0	QTR	
09/22/2001	at Columbus	W 3-1	20,883	1-0-0	QTR	Donovan (5,46); Lagos (31)
09/26/2001	Columbus	W 3-0	10,419	2-0-0	QTR	Lagos (9); Cerritos (68); Donovan (76)
10/10/2001	at Miami	L 0-1	9,236	2-1-0	SEM	
10/14/2001	Miami	W 4-0	16,119	3-1-0	SEM	Donovan (16); Russell (57); Lagos (69); De Rosario (89)
10/17/2001	at Miami	W 1-0 (OT)	11,242	4-1-0	SEM	Dayak (93)
10/21/2001	at Los Angeles	W 2-1 (OT)	21,626	5-1-0	FIN	Donovan (43); De Rosario (96)
09/25/2002	Columbus	L 1-2	8,069	0-1-0	QTR	Donovan (54)
09/28/2002	at Columbus	L 1-2	13,004	0-2-0	QTR	Graziani (58)
11/01/2003	at Los Angeles	L 0-2	20,201	0-1-0	QTR	
11/09/2003	Los Angeles	W 5-2 (ST)	14,145	1-1-0	QTR	Agoos (21); Donovan (35); Walker (50); Roner (90); Faria (96)
11/15/2003	Kansas City	W 3-2 (OT)	16,108	2-1-0	SEM	Lagos (61); Mullan (83); Donovan (117)
11/23/2003	at Chicago	W 4-2	27,000	3-1-0	FIN	Ekelund (5); Donovan (38,71); Mulrooney (50)
10/24/2004	Kansas City	W 2-0	8,659	1-0-0	QTR	De Rosario (40); Waibel (52)
10/30/2004	at Kansas City	L 0-3	10,222	1-1-0	QTR	
10/23/2005	at Los Angeles	L 1-3	17,466	1-0-0	QTR	Clark (68)
10/29/2005	Los Angeles	T 1-1	17,824	1-0-1	QTR	Ching (42)
10/30/2010	New York	L 0-1	10,525	0-1-0	QTR	NY: Lindpere (56)
11/04/2010	at New York	W 3-1	22,839	1-1-0	QTR	SJ: Convey (6,76) Wondolowski (81); NY: Angel (78)
11/13/2010	at Colorado	L 0-1	17,779	1-2-0	SEM	COL: Kimura (42)
DATE	OPPONENT	RESULT	ATT.	W-L-T	RD.	NOTES:
11/04/2012	at Los Angeles	W 1-0	27,000	1-0-0	QTR	SJ: Bernardez (94+)
11/07/2012	Los Angeles	L 1-3	10,744	1-1-0	QTR	SJ: Gordon (82); LA: Keane (21,34) Magee (39)

2013 SAN JOSE EARTHQUAKES STATISTICS (14-11-9, 51 pts.)

UNF	POS	PLAYER	GP	GS	MIN	G	A	SHT	SOG	FC	FS	OFF	CK	C	E
8	F	Chris Wondolowski	29	29	2610	11	3	101	44	33	33	14	1	5	0
24	F	Alan Gordon	24	17	1436	4	3	40	14	53	33	23	0	7	1
16	F	Steven Lenhart	21	14	1322	4	2	35	13	36	39	13	1	7	1
14	F	Adam Jahn	22	11	1059	4	0	29	10	16	9	5	0	1	0
6	M	Shea Salinas	28	24	1982	2	8	35	16	21	30	4	123	1	0
4	M	Sam Cronin	34	34	2971	2	4	28	7	48	25	0	19	4	0
10	M	Walter Martinez	15	10	919	2	2	16	5	15	30	5	1	1	0
33	D	Steven Beitashour	27	27	2426	1	3	5	1	23	22	0	0	0	0
7	M	Cordell Cato	20	10	1030	1	2	19	5	13	19	1	0	0	0
15	D	Justin Morrow	26	21	1937	1	2	7	1	16	14	1	0	1	1
26	D	Victor Bernardez	25	25	2233	1	1	17	4	24	18	1	0	9	2
81	M	Marvin Chavez	15	12	1053	1	1	22	4	22	18	9	45	2	1
30	M	Rafael Baca	31	28	2379	0	2	30	7	17	35	5	2	6	1
12	M	Ramiro Corrales	12	11	870	0	2	14	2	13	13	1	2	3	0
23	D	Nana Attakora	8	7	657	0	1	6	0	5	8	2	0	0	0
3	D	Dan Gargan	8	6	591	0	1	3	0	8	8	0	0	1	0
19	M	Jaime Alas	5	1	117	0	0	1	0	0	3	0	2	0	0
11	M	Mehdi Ballouchy	5	1	118	0	0	1	0	2	3	0	2	1	0
1	G	David Bingham	1	1	90	0	0	0	0	0	0	0	0	0	0
18	G	Jon Busch	33	33	2970	0	0	0	0	0	2	0	0	1	0
9	F	Mike Fucito	7	2	228	0	0	8	1	8	2	1	0	2	0
17	F	Sam Garza	5	0	93	0	0	3	1	0	0	0	3	0	0
44	D	Clarence Goodson	9	9	791	0	0	9	3	4	9	0	0	4	0
2	D	Ty Harden	7	7	596	0	0	3	0	5	3	0	0	1	0
21	D	Jason Hernandez	21	19	1680	0	0	0	0	13	9	0	0	2	0
5	D	*Brad Ring	3	3	270	0	0	1	0	1	1	0	0	0	0
22	D	Jordan Stewart	12	12	1080	0	0	4	1	12	13	0	0	0	0
20	F	Marcus Tracy	5	0	58	0	0	2	1	3	0	1	0	0	0
	M	Peter McGlynn	0	0	0	0	0	0	0	0	0	0	0	0	0
25	D	Tommy Muller	0	0	0	0	0	0	0	0	0	0	0	0	0
13	G	Evan Newton	0	0	0	0	0	0	0	0	0	0	0	0	0
		Own-goals received				1									
		Team totals	34	34	3060	35	37	439	140	411	425	86	201	59	7
		Opponent totals	34	34	3060	42	42	438	150	425	411	56	148	53	5

GAME-WINNING GOALS: Chris Wondolowski 8, Steven Lenhart 2, Shea Salinas 1, Walter Martinez 1
Alan Gordon 1, Sam Cronin 1

GAME-WINNING ASSISTS: Shea Salinas 4, Steven Lenhart 2, Sam Cronin 2, Steven Beitashour 2
Walter Martinez 1, Marvin Chavez 1, Victor Bernardez 1, Rafael Baca 1

PENALTY KICK GOALS/ATTEMPTS: Chris Wondolowski 1-1, Victor Bernardez 1-1

SAN JOSE EARTHQUAKES INDIVIDUAL GOALKEEPING

UNF	POS	GOALKEEPER	GP	GS	MIN	SHTS	SV	GA	GAA	PG	PA	W	L	T	SO
1	G	David Bingham	1	1	90	8	7	1	1.00	0	0	1	0	0	0
18	G	Jon Busch	33	33	2970	142	101	41	1.24	3	3	13	11	9	9
		Team totals	34	34	3060	150	108	42	1.24	3	3	14	11	9	9
		Opponent totals	34	34	3060	140	100	35	1.03	2	2	11	14	9	12

* = Played with other teams in 2013. Only San Jose Earthquakes statistics listed here.

SAN JOSE EARTHQUAKES 2013 SCHEDULE

DAY	DATE	OPPONENT	RESULT	ATT.	W-L-T	POS.	PTS	NOTES:
Sun.	Mar. 3	Real Salt Lake	L 0-2	10,525	0-1-0	T6	0	RSL: Saborio (71,85)
Sun.	Mar. 10	New York	W 2-1	10,525	1-1-0	T2	3	SJ: Jahn (83) Wondolowski (92+); NY: Alexander (17)
Sat.	Mar. 16	at Columbus	T 1-1	16,528	1-1-1	T2	4	SJ: Morrow (73); CLB: Glauber (68)
Sat.	Mar. 23	Seattle	W 1-0	10,525	2-1-1	T2	7	SJ: Wondolowski (46+)
Sat.	Mar. 30	at Houston	L 0-2	17,415	2-2-1	T4	7	HOU: Bruin (17) Barnes (42)
Sat.	Apr. 6	Vancouver	T 1-1	10,525	2-2-2	T3	8	SJ: Wondolowski (18); VAN: Hertzog (62)
Sun.	Apr. 14	at Portland	L 0-1	20,674	2-3-2	T4	8	POR: W. Johnson (78)
Sun.	Apr. 21	Portland	T 1-1	10,525	2-3-3	6	9	SJ: Jahn (92+); POR: Valeri (58)
Sat.	Apr. 27	at Chivas USA	T 2-2	9,732	2-3-4	6	10	SJ: Wondolowski (40) Cato (76); CHV: de Luna (47) Bowen (51)
Sat.	May 4	Montreal	T 2-2	10,074	2-3-5	T6	11	SJ: Jahn (59) Cronin (91+); MTL: Mapp (24,47)
Wed.	May 8	Toronto FC	W 2-1	10,048	3-3-5	T4	14	SJ: Jahn (48) Wondolowski (81); TOR: Braun (14)
Sat.	May 11	at Seattle	L 0-4	38,880	3-4-5	T5	14	SEA: Neagle (28,54) Rosales (46+) Martins (93+)
Sat.	May 18	Colorado	T 1-1	10,525	3-4-6	T6	15	SJ: Chavez (78); COL: Sturgis (26)
Sat.	May 25	at FC Dallas	L 0-1	15,063	3-5-6	T6	15	DAL: Castillo (33)
Sat.	June 1	at Real Salt Lake	L 0-3	19,064	3-6-6	8	15	RSL: Morales (16) Grabavoy (33) Findley (38)
Sat.	June 15	at Colorado	W 2-1	15,017	4-6-6	8	18	SJ: Lenhart (11) Cronin (52); COL: Sturgis (67)
Sat.	June 22	at D.C. United	L 0-1	13,149	4-7-6	8	18	DC: Pontius (11)
Sat.	June 29	Los Angeles	W 3-2	50,028	5-7-6	T7	21	SJ: Gordon (68,93+) Salinas (92+); LA: Sarvas (20) Jimenez (65)
Wed.	July 3	at Chicago	L 2-3	14,815	5-8-6	8	21	SJ: Gordon (14) own goal (72); CHI: Duka (36) Nyarko (47) Rolfe (84)
Sat.	July 6	at New England	L 0-2	13,732	5-9-6	8	21	NE: Sene (13) Imbongo (78)
Sat.	July 13	Seattle	W 1-0	10,525	6-9-6	T7	24	SJ: Martinez (48)
Sat.	July 27	Portland	W 2-1	10,525	7-9-6	7	27	SJ: Bernardez (55) Lenhart (58); POR: Nagbe (83)
Sat.	Aug. 3	Chivas USA	W 2-0	10,525	8-9-6	8	30	SJ: Wondolowski (45,87)
Sat.	Aug. 10	at Vancouver	L 0-2	20,151	8-10-6	8	30	VAN: Sanvezzo (60) Miller (74)
Sun.	Aug. 18	Sporting KC	W 1-0	10,525	9-10-6	T7	33	SJ: Wondolowski (55)
Sat.	Aug. 24	at FC Dallas	T 2-2	14,920	9-10-7	T7	34	SJ: Gordon (8) Beitashour (16); DAL: Perez (19) Michel (72)
Sat.	Aug. 31	at Los Angeles	L 0-3	27,000	9-11-7	8	34	LA: Donovan (26) Keane (43,67)
Sun.	Sept. 8	Philadelphia	W 1-0	10,034	10-11-7	T7	37	SJ: Salinas (15)
Sat.	Sept. 14	Vancouver	T 0-0	10,525	10-11-8	T7	38	
Sat.	Sept. 21	at Real Salt Lake	W 2-1	20,504	11-11-8	T6	41	SJ: Lenhart (18,21); RSL: Morales (19)
Sun.	Sept. 29	at Chivas USA	W 1-0	7,751	12-11-8	6	44	SJ: Wondolowski (87)
Wed.	Oct. 9	Colorado	W 1-0	10,525	13-11-8	6	47	SJ: Wondolowski (69)
Sun.	Oct. 20	at Los Angeles	T 0-0	25,418	13-11-9	6	48	
Sat.	Oct. 26	FC Dallas	W 2-1	10,525	14-11-9	T4	51	SJ: Martinez (27) Wondolowski (57); DAL: Keel (90)



MLS CUP
PLAYOFFS • 2013

NON-PLAYOFF TEAMS

SAN JOSE EARTHQUAKES – GAME-BY-GAME

#	Player	1	2	3	4	5	6	7	8	9	10	11	12	13	14	15	16	17	18	19	20	21	22	23	24	25	26	27	28	29	30	31	32	33	34
		RSL	NY	CLB	SEA	HOU	VAN	POR	POR	CHV	MTL	TOR	SEA	COL	DAL	RSL	COL	DC	LA	CHI	NE	SEA	POR	CHV	VAN	KC	DAL	LA	PHI	VAN	RSL	CHV	COL	LA	DAL
		0-2	2-1	1-1	1-0	0-2	1-1	0-1	1-1	2-2	2-2	2-1	0-4	1-1	0-1	0-3	2-1	0-1	3-2	2-3	0-2	1-0	2-1	2-0	0-2	1-0	2-2	0-3	1-0	0-0	2-1	1-0	1-0	0-0	2-1
1	David Bingham																																		90G
2	Jacob Hustedt																																		
3	Ty Harden																																		
4	Dan Gargan																																		
5	Sam Cronin																																		
6	Brad Ring																																		
7	Shea Salinas																																		
8	Cordell Gato																																		
9	Chris Wondolowski																																		
10	Mike Fucito																																		
11	Walter Martinez																																		
12	Mehdi Ballouchy																																		
13	Ramiro Corrales																																		
14	Evan Newton																																		
15	Adam Jahn																																		
16	Justin Morrow																																		
17	Steven Lenhart																																		
18	Sam Garza																																		
19	Jon Busch																																		
20	Jaime Alas																																		
21	Marcus Tracy																																		
22	Jason Hernandez																																		
23	Jordan Stewart																																		
24	Abu Tommy																																		
25	Nana Attakora																																		
26	Alan Gordon																																		
27	Tommy Muller																																		
28	Victor Bernardez																																		
29	Cesar Diaz Pizarro																																		
30	Colin Mitchell																																		
31	Rafael Baca																																		
32	Steven Beltashour																																		
33	Clarence Goodson																																		

"00" = 100 minutes played
F/M/D/G = starting position



NON-PLAYOFF TEAMS

SAN JOSE EARTHQUAKES – GAME-BY-GAME LOG

Game #1	03/03/2013	SJ 0 vs RSL 2	L	Jahn 1 (Cronin 1, Corrales 1) 83; Wondolowski 1 (penalty kick) 92+
Game #2	03/10/2013	SJ 2 vs NY 1	W	Morrow 1 (Corrales 2) 73
Game #3	03/16/2013	SJ 1 at CLB 1	T	Wondolowski 2 (unassisted) 46+
Game #4	03/23/2013	SJ 1 vs SEA 0	W	Wondolowski 3 (Gordon 1, Salinas 1) 18
Game #5	03/30/2013	SJ 0 at HOU 2	L	Jahn 2 (unassisted) 92+
Game #6	04/06/2013	SJ 1 vs VAN 1	T	Wondolowski 4 (Salinas 2) 40; Cato 1 (Salinas 3, Attakora 1) 76
Game #7	04/14/2013	SJ 0 at POR 1	L	Jahn 3 (Cronin 2, Wondolowski 1) 59; Cronin 1 (Wondolowski 2, Martinez 1) 91+
Game #8	04/21/2013	SJ 1 vs POR 1	T	Jahn 4 (Wondolowski 3, Gargan 1) 48; Wondolowski 5 (Martinez 2, Chavez 1) 81
Game #9	04/27/2013	SJ 2 at CHV 2	T	Chavez 1 (unassisted) 78
Game #10	05/04/2013	SJ 2 vs MTL 2	T	Lenhart 1 (Gordon 2, Morrow 1) 11; Cronin 2 (Baca 1) 52
Game #11	05/08/2013	SJ 2 vs TOR 1	W	Gordon 1 (Salinas 4) 68; Salinas 1 (unassisted) 92+; Gordon 2 (Cronin 3, Salinas 5) 93+
Game #12	05/11/2013	SJ 0 at SEA 4	L	Gordon 3 (Beitashour 1) 14; own goal (Lindpere) 72
Game #13	05/18/2013	SJ 1 vs COL 1	T	Martinez 1 (Lenhart 1) 48
Game #14	05/25/2013	SJ 0 at DAL 1	L	Bernardez 1 (penalty kick) 55; Lenhart 2 (Salinas 6) 58
Game #15	06/01/2013	SJ 0 at RSL 3	L	Wondolowski 6 (Bernardez 1, Beitashour 2) 45; Wondolowski 7 (unassisted) 87
Game #16	06/15/2013	SJ 2 at COL 1	W	Wondolowski 8 (Beitashour 3) 55
Game #17	06/22/2013	SJ 0 at DC 1	L	Gordon 4 (Cato 1) 8; Beitashour 1 (Baca 2, Gordon 3) 16
Game #18	06/29/2013	SJ 3 vs LA 2	W	Salinas 2 (Cronin 4) 15
Game #19	07/03/2013	SJ 2 at CHI 3	L	Lenhart 3 (Cato 2) 18; Lenhart 4 (Salinas 7) 21
Game #20	07/06/2013	SJ 0 at NE 2	L	Wondolowski 9 (unassisted) 87
Game #21	07/13/2013	SJ 1 vs SEA 0	W	Wondolowski 10 (Salinas 8) 69
Game #22	07/27/2013	SJ 2 vs POR 1	W	Martinez 2 (Morrow 2) 27; Wondolowski 11 (Lenhart 2) 57
Game #23	08/03/2013	SJ 2 vs CHV 0	W	
Game #24	08/10/2013	SJ 0 at VAN 2	L	
Game #25	08/18/2013	SJ 1 vs KC 0	W	
Game #26	08/24/2013	SJ 0 at DAL 2	T	
Game #27	08/31/2013	SJ 0 at LA 3	L	
Game #28	09/08/2013	SJ 1 vs PHI 0	W	
Game #29	09/14/2013	SJ 0 vs VAN 0	T	
Game #30	09/21/2013	SJ 2 at RSL 1	W	
Game #31	09/29/2013	SJ 1 at CHV 0	W	
Game #32	10/09/2013	SJ 1 vs COL 0	W	
Game #33	10/20/2013	SJ 0 at LA 0	T	
Game #34	10/26/2013	SJ 2 vs DAL 1	W	



MLS CUP
PLAYOFFS • 2013

NON-PLAYOFF TEAMS

SAN JOSE EARTHQUAKES –CUP COMPETITIONS – GAME-BY-GAME

#	Player	U.S. OPEN CUP		CONCACAF CHAMPIONS LEAGUE 2013/14				
		3R	Grp5	Grp5	Grp5	Grp5		
		CHAS 0-1	MTL 0-1	HERD 0-1	MTL 3-0	HERD 1-0		
1	David Bingham	90G	90G	90G	90G			
2	Ty Harden							
3	Dan Gargan	90D	90D	90D	90D	90M	90M	
4	Sam Cronin							
5	Brad Ring	75D	90D		90M	90M	90M	
6	Shea Salinas	78M			15	88M		
7	Cordell Cato	68M		27	23	78M		
8	Chris Wondolowski	32	20	90F	90F	90F	90F	
9	Mike Fucito	58F						
10	Walter Martinez		7	63M		12		
11	Mehdi Ballouchy	90M	90M	70M				
12	Ramiro Corrales		70M	70M				
13	Evan Newton							
14	Adam Jahn	12	83F	90F	90D	2		
15	Justin Morrow	90D	90D	90D	82F	90F		
16	Steven Lenhart	90F	47	20				
17	Sam Garza							
18	Jon Busch							
19	Jaime Alas		90M	75M	67M	90G		
20	Marcus Tracy							
21	Jason Hernandez		90D	90D	90D	90D		
22	Jordan Stewart							
23	Nana Attakora							
24	Alan Gordon		90F		8	29		
25	Tommy Muller							
26	Victor Bernardez	90D		90D		90D		
27	Colin Mitchell							
30	Rafael Baca	90M		90M	90M	61M		
33	Steven Beitashour							
44	Clarence Goodson			90D	90D	89D		
81	Marvin Chavez	22	43M	15	75M			
U.S. OPEN CUP								
3R	05/28/2013	SJ 0	at CHASTN 1	L				
CONCACAF CHAMPIONS LEAGUE 2013/14								
Grp5	08/07/2013	SJ 0	at MTL 1	L				
Grp5	08/28/2013	SJ 0	at HREDIA 1	L				
Grp5	09/17/2013	SJ 3	vs MTL 0	W				
Grp5	10/23/2013	SJ 1	vs HREDIA 0	W				
					Wondolowski (Lenhart) 21;	Chavez (unassisted) 57;	Salinas (unassisted) 84	
					Wondolowski (Salinas) 62			



TORONTO FC PLAYOFF HISTORY

NON-PLAYOFF TEAMS

HAVE NOT QUALIFIED

2012 TORONTO FC STATISTICS (5-21-8, 23 pts.)

UNF	POS	PLAYER	GP	GS	MIN	G	A	SHT	SOG	FC	FS	OFF	CK	C	E
14	F	Danny Koevermans	16	12	1186	9	2	39	24	23	12	16	0	2	0
9	F	Ryan Johnson	31	31	2769	7	5	67	23	46	44	21	0	6	0
29	F	Eric Hassli (TOT)	25	16	1469	5	5	49	16	63	22	24	0	8	0
29	F	Eric Hassli (TOR)	7	7	572	3	2	21	9	25	10	11	0	2	0
11	M	Luis Silva	30	22	2061	5	5	50	19	14	32	5	28	1	0
23	M	Terry Dunfield	30	30	2493	3	0	24	11	49	19	7	23	7	0
19	F	Reggie Lambe	27	22	1845	2	3	22	13	24	29	4	10	3	0
22	M	Torsten Frings	20	20	1669	2	2	30	10	20	17	1	70	5	0
32	F	Andrew Wiedeman (TOT)	20	8	897	2	0	17	5	5	8	3	2	0	0
32	F	Andrew Wiedeman (TOR)	15	7	784	2	0	16	4	3	6	1	0	0	0
8	M	Eric Avila	24	16	1366	1	3	27	6	14	17	0	4	1	0
18	F	Quincy Amarikwa (TOT)	14	6	601	1	1	12	4	13	12	1	1	0	0
18	F	Quincy Amarikwa (TOR)	11	6	548	0	1	8	1	12	9	1	0	0	0
4	D	Doneil Henry	18	11	1139	1	1	10	3	18	8	1	0	3	0
25	D	Jeremy Hall	23	19	1708	1	0	7	2	14	13	0	0	1	0
5	D	Ashtone Morgan	30	27	2528	0	5	10	2	29	22	2	0	7	0
6	M	*Julian de Guzman	16	11	1028	0	3	23	3	22	11	1	0	4	0
3	D	Miguel Aceval	5	5	416	0	2	3	0	3	2	0	3	0	0
27	D	Richard Eckersley	33	32	2802	0	2	9	0	37	31	1	1	5	0
48	D	Darren O'Dea	9	9	810	0	2	5	1	11	2	0	0	2	0
18	F	Nick Soolsma	9	3	324	0	2	6	1	4	5	0	3	0	0
15	M	Matt Stinson	4	1	89	0	1	2	0	2	0	0	0	0	0
33	M	Junior Burgos	2	0	11	0	0	2	1	0	0	0	2	0	0
12	D	Adrian Cann	10	8	735	0	0	2	1	6	6	0	0	1	0
2	D	Logan Emory	23	19	1621	0	0	9	2	27	9	0	0	1	2
41	G	Freddy Hall	7	7	630	0	0	0	0	0	2	0	0	0	0
20	D	Ty Harden	5	5	379	0	0	2	1	4	1	0	0	1	0
30	G	Milos Kocic	27	27	2430	0	0	0	0	0	4	0	0	0	0
13	F	Keith Makubuya	1	0	10	0	0	0	0	0	1	1	0	0	0
21	D	Aaron Maund	15	9	947	0	0	5	1	13	7	0	0	2	0
7	F	Joao Plata	10	7	638	0	0	20	2	5	12	3	24	0	0
31	D	Dicoy Williams	2	1	86	0	0	0	0	3	0	0	0	0	0
16	M	Oscar Cordon	0	0	0	0	0	0	0	0	0	0	0	0	0
24	G	Stefan Frei	0	0	0	0	0	0	0	0	0	0	0	0	0
37	F	Nicholas Lindsay	0	0	0	0	0	0	0	0	0	0	0	0	0
40	G	Quillan Roberts	0	0	0	0	0	0	0	0	0	0	0	0	0
		Team totals	34	34	3060	36	41	419	140	428	358	76	172	54	2
		Opponent totals	34	34	3060	62	71	486	171	358	427	72	164	45	0

GAME-WINNING GOALS: Andrew Wiedeman 1, Luis Silva 1, Danny Koevermans 1, Torsten Frings 1
Terry Dunfield 1

GAME-WINNING ASSISTS: Nick Soolsma 1, Luis Silva 1, Danny Koevermans 1, Doneil Henry 1
Torsten Frings 1

PENALTY KICK GOALS/ATTEMPTS: Ryan Johnson 0-1, Torsten Frings 0-1

TORONTO FC INDIVIDUAL GOALKEEPING

UNF	POS	GOALKEEPER	GP	GS	MIN	SHTS	SV	GA	GAA	PG	PA	W	L	T	SO
30	G	Milos Kocic	27	27	2430	129	82	47	1.74	0	1	5	16	6	3
41	G	Freddy Hall	7	7	630	42	27	15	2.14	1	1	0	5	2	1
		Team totals	34	34	3060	171	109	62	1.82	1	2	5	21	8	4
		Opponent totals	34	34	3060	140	100	36	1.06	0	2	21	5	8	10

* = Played with other teams in 2012. Only Toronto FC statistics listed here.

TORONTO FC 2013 SCHEDULE

DAY	DATE	OPPONENT	RESULT	ATT.	W-L-T	POS.	PTS	NOTES:
Sat.	Mar. 2	at Vancouver	L 0-1	21,000	0-1-0	T5	0	VAN: Koffie (59)
Sat.	Mar. 9	Sporting KC	W 2-1	25,991	1-1-0	T2	3	TOR: Earnshaw (3,21); KC: Bieler (77)
Sat.	Mar. 16	at Montreal	L 1-2	37,896	1-2-0	T6	3	TOR: Earnshaw (68); MTL: Bernier (34) Di Vaio (46+)
Sat.	Mar. 30	Los Angeles	T 2-2	18,355	1-2-1	T7	4	TOR: Earnshaw (29) Osorio (78); LA: Magee (16) Villarreal (92+)
Sat.	Apr. 6	FC Dallas	T 2-2	16,111	1-2-2	T6	5	TOR: Braun (85) Russell (90); DAL: Jacobson (34) Perez (59)
Sat.	Apr. 13	at Philadelphia	T 1-1	17,182	1-2-3	7	6	TOR: Earnshaw (71); PHI: McInerney (93+)
Sat.	Apr. 20	Houston	T 1-1	15,973	1-2-4	T7	7	TOR: Hall (58); HOU: Creavalle (94+)
Sat.	Apr. 27	New York	L 1-2	20,009	1-3-4	T8	7	TOR: Osorio (83); NY: Cahill (39,89)
Sat.	May 4	at Colorado	L 0-1	12,658	1-4-4	T8	7	COL: Buddle (86)
Wed.	May 8	at San Jose	L 1-2	10,048	1-5-4	T8	7	TOR: Braun (14); SJ: Jahn (48) Wondolowski (81)
Sat.	May 18	Columbus	L 0-1	18,278	1-6-4	T8	7	CLB: Oduro (42)
Sat.	May 25	at New England	L 0-2	10,711	1-7-4	9	7	NE: Fagundez (23) Agudelo (93+)
Sat.	June 1	Philadelphia	T 1-1	19,221	1-7-5	T8	8	TOR: Osorio (66); PHI: McInerney (91+)
Sat.	June 15	at D.C. United	W 2-1	13,846	2-7-5	9	11	TOR: Earnshaw (30) own goal (41); DC: De Rosario (19)
Sat.	June 22	at Houston	T 0-0	22,039	2-7-6	9	12	
Sat.	June 29	Real Salt Lake	L 0-1	20,841	2-8-6	9	12	RSL: Alvarez (45)
Wed.	July 3	Montreal	T 3-3	21,700	2-8-7	9	13	TOR: Brockie (6) Caldwell (21) O'Dea (24); MTL: Romero (0:23) Camara (69) Di Vaio (70)
Sat.	July 13	at Sporting KC	L 0-3	21,126	2-9-7	9	13	KC: Saad (21,51) Bieler (63)
Wed.	July 17	at Chivas USA	L 0-1	7,851	2-10-7	9	13	CHV: Torres (79)
Sat.	July 20	New York	T 0-0	19,444	2-10-8	9	14	
Sat.	July 27	Columbus	W 2-1	17,987	3-10-8	9	17	TOR: Osorio (87) Wiedeman (94+); CLB: Oduro (17)
Sun.	Aug. 4	at New England	W 1-0	11,543	4-10-8	9	20	TOR: Laba (2)
Sat.	Aug. 10	Seattle	L 1-2	18,766	4-11-8	9	20	TOR: Osorio (46); SEA: Rosales (16) own goal (40)
Sat.	Aug. 17	at Columbus	L 0-2	16,352	4-12-8	9	20	CLB: Higuain (18,67)
Sat.	Aug. 24	at D.C. United	T 1-1	13,927	4-12-9	9	21	TOR: Convey (60); DC: De Rosario (10)
Fri.	Aug. 30	New England	T 1-1	18,623	4-12-1	9	22	TOR: Wiedeman (47+); NE: Fagundez (2)
Sat.	Sept. 7	at Portland	L 0-4	20,674	4-13-1	9	22	POR: Alhassan (46+) Wallace (83) W. Johnson (87) Valeri (93+)
Wed.	Sept. 11	Chicago	T 1-1	15,217	4-13-1	9	23	TOR: Earnshaw (23); CHI: Duka (20)
Sat.	Sept. 14	at New York	L 0-2	17,236	4-14-1	9	23	NY: Henry (32) Espindola (80)
Sat.	Sept. 21	Sporting KC	L 1-2	12,627	4-15-1	9	23	TOR: Russell (38); KC: Sapong (18,53)
Sat.	Sept. 28	D.C. United	W 4-1	15,879	5-15-1	9	26	TOR: Russell (25) Dike (67) own goal (71) Rey (87); DC: Jeffrey (15)
Sat.	Oct. 5	at Philadelphia	L 0-1	18,996	5-16-1	9	26	PHI: Kleberson (95+)
Sat.	Oct. 19	at Chicago	L 0-1	19,889	5-17-1	9	26	CHI: Magee (64)
Sat.	Oct. 26	Montreal						



MLS CUP
PLAYOFFS • 2013

NON-PLAYOFF TEAMS

TORONTO FC – GAME-BY-GAME

#	Player	1	2	3	4	5	6	7	8	9	10	11	12	13	14	15	16	17	18	19	20	21	22	23	24	25	26	27	28	29	30	31	32	33	34
		VAN	KC	MTL	LA	DAL	PHI	HOU	NY	COL	ST	CLB	NE	PHI	DC	HOU	RSL	MTL	KC	CHV	NY	CLB	NE	SEA	CLB	DC	NE	POR	CHI	NY	KC	DC	PHI	CHI	MTL
		0-1	2-1	1-2	2-2	2-2	1-1	1-1	1-2	0-1	1-2	0-1	0-2	1-1	2-1	0-0	0-1	3-3	0-3	0-1	0-0	2-1	1-0	1-2	0-2	1-1	1-1	0-4	1-1	0-2	1-2	4-1	0-1	0-1	1-0
2	Logan Emory									89D		89D	60D																						
3	Danny Califf																																		
4	Jonas Elmer																																		
5	Ashtone Morgan																																		
6	Gale Agbossoumonde																																		
7	Bright Dike																																		
8	John Bostock																																		
9	Kyle Bekker																																		
10	Emery Weiselman																																		
11	Robert Earnshaw																																		
12	Luis Silva																																		
13	Joseph Bendik																																		
14	Steven Caldwell																																		
15	Danny Koevermans																																		
16	Bobby Convey																																		
17	Matt Stinson																																		
18	Darel Russell																																		
19	Justin Braun																																		
20	Michael Thomas																																		
21	Reggie Lambe																																		
22	Jonathon Osorio																																		
23	Jeremy Brockie																																		
24	Alvaro Rey																																		
25	Terry Dunfield																																		
26	Stefan Frei																																		
27	Jeremy Hall																																		
28	Ashton Bennett																																		
29	Richard Eckersley																																		
30	Taylor Morgan																																		
31	Mark Bloom																																		
32	Chris Konopka																																		
33	Hogan Ephraim																																		
34	Andrew Wiedeman																																		
35	Ryan Richter																																		
36	Manny Aparicio																																		
37	Maximiliano Urruti																																		
38	Guillan Roberts																																		
39	Darren O'Dea																																		
40	Tulio Cesar																																		

"00" = 100 minutes played
F/M/D/G = starting position

Played for other teams:
Bobby Convey played 122 minutes for KC



MLS CUP
PLAYOFFS • 2013

NON-PLAYOFF TEAMS

TORONTO FC – GAME-BY-GAME LOG

Game Log:																																																																																																																																																																																																																																																																																																																																																																																																																																																																																																																																																																																																																																																																																																																																																																																																																																																																																																																																																																																																																																																																																																																																																																																																																																																																																																																																																																																																																					</
-----------	--	--	--	--	--	--	--	--	--	--	--	--	--	--	--	--	--	--	--	--	--	--	--	--	--	--	--	--	--	--	--	--	--	--	--	--	--	--	--	--	--	--	--	--	--	--	--	--	--	--	--	--	--	--	--	--	--	--	--	--	--	--	--	--	--	--	--	--	--	--	--	--	--	--	--	--	--	--	--	--	--	--	--	--	--	--	--	--	--	--	--	--	--	--	--	--	--	--	--	--	--	--	--	--	--	--	--	--	--	--	--	--	--	--	--	--	--	--	--	--	--	--	--	--	--	--	--	--	--	--	--	--	--	--	--	--	--	--	--	--	--	--	--	--	--	--	--	--	--	--	--	--	--	--	--	--	--	--	--	--	--	--	--	--	--	--	--	--	--	--	--	--	--	--	--	--	--	--	--	--	--	--	--	--	--	--	--	--	--	--	--	--	--	--	--	--	--	--	--	--	--	--	--	--	--	--	--	--	--	--	--	--	--	--	--	--	--	--	--	--	--	--	--	--	--	--	--	--	--	--	--	--	--	--	--	--	--	--	--	--	--	--	--	--	--	--	--	--	--	--	--	--	--	--	--	--	--	--	--	--	--	--	--	--	--	--	--	--	--	--	--	--	--	--	--	--	--	--	--	--	--	--	--	--	--	--	--	--	--	--	--	--	--	--	--	--	--	--	--	--	--	--	--	--	--	--	--	--	--	--	--	--	--	--	--	--	--	--	--	--	--	--	--	--	--	--	--	--	--	--	--	--	--	--	--	--	--	--	--	--	--	--	--	--	--	--	--	--	--	--	--	--	--	--	--	--	--	--	--	--	--	--	--	--	--	--	--	--	--	--	--	--	--	--	--	--	--	--	--	--	--	--	--	--	--	--	--	--	--	--	--	--	--	--	--	--	--	--	--	--	--	--	--	--	--	--	--	--	--	--	--	--	--	--	--	--	--	--	--	--	--	--	--	--	--	--	--	--	--	--	--	--	--	--	--	--	--	--	--	--	--	--	--	--	--	--	--	--	--	--	--	--	--	--	--	--	--	--	--	--	--	--	--	--	--	--	--	--	--	--	--	--	--	--	--	--	--	--	--	--	--	--	--	--	--	--	--	--	--	--	--	--	--	--	--	--	--	--	--	--	--	--	--	--	--	--	--	--	--	--	--	--	--	--	--	--	--	--	--	--	--	--	--	--	--	--	--	--	--	--	--	--	--	--	--	--	--	--	--	--	--	--	--	--	--	--	--	--	--	--	--	--	--	--	--	--	--	--	--	--	--	--	--	--	--	--	--	--	--	--	--	--	--	--	--	--	--	--	--	--	--	--	--	--	--	--	--	--	--	--	--	--	--	--	--	--	--	--	--	--	--	--	--	--	--	--	--	--	--	--	--	--	--	--	--	--	--	--	--	--	--	--	--	--	--	--	--	--	--	--	--	--	--	--	--	--	--	--	--	--	--	--	--	--	--	--	--	--	--	--	--	--	--	--	--	--	--	--	--	--	--	--	--	--	--	--	--	--	--	--	--	--	--	--	--	--	--	--	--	--	--	--	--	--	--	--	--	--	--	--	--	--	--	--	--	--	--	--	--	--	--	--	--	--	--	--	--	--	--	--	--	--	--	--	--	--	--	--	--	--	--	--	--	--	--	--	--	--	--	--	--	--	--	--	--	--	--	--	--	--	--	--	--	--	--	--	--	--	--	--	--	--	--	--	--	--	--	--	--	--	--	--	--	--	--	--	--	--	--	--	--	--	--	--	--	--	--	--	--	--	--	--	--	--	--	--	--	--	--	--	--	--	--	--	--	--	--	--	--	--	--	--	--	--	--	--	--	--	--	--	--	--	--	--	--	--	--	--	--	--	--	--	--	--	--	--	--	--	--	--	--	--	--	--	--	--	--	--	--	--	--	--	--	--	--	--	--	--	--	--	--	--	--	--	--	--	--	--	--	--	--	--	--	--	--	--	--	--	--	--	--	--	--	--	--	--	--	--	--	--	--	--	--	--	--	--	--	--	--	--	--	--	--	--	--	--	--	--	--	--	--	--	--	--	--	--	--	--	--	--	--	--	--	--	--	--	--	--	--	--	--	--	--	--	--	--	--	--	--	--	--	--	--	--	--	--	--	--	--	--	--	--	--	--	--	--	--	--	--	--	--	--	--	--	--	--	--	--	--	--	--	--	--	--	--	--	--	--	--	--	--	--	--	--	--	--	--	--	--	--	--	--	--	--	--	--	--	--	--	--	--	--	--	--	--	--	--	--	--	--	--	--	--	--	--	--	--	--	--	--	--	--	--	--	--	--	--	--	--	--	--	--	--	--	--	--	--	--	--	--	--	--	--	--	--	--	--	--	--	--	--	--	--	--	--	--	--	--	--	--	--	--	--	--	--	--	--	--	--	--	--	--	--	--	--	--	--	--	--	--	--	--	--	--	--	--	--	--	--	--	--	--	--	--	--	--	--	--	--	--	--	--	--	--	--	--	--	--	--	--	--	--	--	--	--	--	--	--	--	--	--	--	--	--	--	--	--	--	--	--	--	--	--	--	--	--	--	--	--	--	--	--	--	--	--	--	--	--	--	--	--	--	--	--	--	--	--	--	--	--	--	--	--	--	--	--	--	--	--	--	--	--	--	--	--	--	--	--	--	--	--	--	--	--	--	--	--	--	--	--	--	--	--	--	--	--	--	--	--	--	--	--	--	--	--	--	--	--	--	--	--	--	--	--	--	--	--	--	--	--	--	--	--	--	--	--	--	--	--	--	--	--	--	--	--	--	--	--	--	--	--	--	--	--	--	--	--	--	--	--	--	--	--	--	--	--	--	--	--	--	--	--	--	--	--	--	--	--	--	--	--	--	--	--	--	--	--	--	--	--	--	--	--	--	--	--	--	--	--	--	--	--	--	--	--	--	--	--	--	--	--	--	--	--	--	--	--	--	--	--	--	--	--	--	--	--	--	--	--	--	--	--	--	--	--	--	--	--	--	--	--	--	--	--	--	--	--	--	--	--	--	--	--	--	--	--	--	--	--	--	--	--	--	--	--	--	--	--	--	--	--	--	--	--	--	--	--	--	--	--	--	--	--	--	----

Earnshaw 1 (unassisted)	3;	Earnshaw 2 (penalty kick)	21				
Earnshaw 3 (penalty kick)	68						
Earnshaw 4 (unassisted)	29;	Osorio 1 (Silva 1)	78				
Braun 1 (unassisted)	85;	Russell 1 (Braun 1)	90				
Earnshaw 5 (A. Morgan 1)	71						
Hall 1 (unassisted)	58						
Osorio 2 (Richter 1)	83						
Braun 2 (Henry 1, O'Dea 1)	14						
Osorio 3 (Brockie 1, Hall 1)	66						
Earnshaw 6 (Caldwell 1)	30;	own goal (Woolard)	41				
Brockie 1 (Convey 1)	6;	Caldwell 1 (Brockie 2)	21;	O'Dea 1 (Silva 2)	24		
Osorio 4 (Brockie 3, Convey 2)	87;	Wiedeman 1 (Convey 3)	94+				
Labra 1 (unassisted)	2						
Osorio 5 (Wiedeman 1)	46						
Convey 1 (Lambe 1)	60						
Wiedeman 2 (Henry 2)	47+						
Earnshaw 7 (Convey 4)	23						
Russell 2 (Rey 1)	38						
Russell 3 (unassisted)	25;	Dike 1 (Bloom 1)	67;	own goal (Shanosky)	71;	Rey 1 (Braun 2)	87
Earnshaw 8 (Osorio 1)	16						



MLS CUP
PLAYOFFS • 2013

TORONTO FC –CUP COMPETITIONS – GAME-BY-GAME

NON-PLAYOFF TEAMS

CANADIAN CHAMPIONSHIP					
#	Player	SF1		SF2	
		MTL	MTL	MTL	MTL
		2-0	0-6		
2	Logan Emory				
3	Danny Califf	90D	90D		
4	Donell Henry	90D	90D		
5	Ashtone Morgan	90D	90D		
6	Gale Agbossomonde				
7	John Bostock	90M	90M		
8	Kyle Bekker	72M	45M		
9	Emery Welshman	90M			
10	Robert Earnshaw		90F		
11	Luis Silva	18	45		
12	Joseph Bendik				
14	Danny Koevermans				
15	Matt Stinson				
16	Darel Russell				
17	Justin Braun	72F			
19	Reggie Lambe		90M		
21	Jonathan Osorio	90M	74M		
23	Terry Dunfield				
24	Stefan Frei	90G	90G		
25	Jeremy Hall		45		
26	Ashton Bennett		16		
27	Richard Eckerley				
28	Taylor Morgan				
31	Hogan Ephraim	18			
32	Andrew Wiedeman	90F	45F		
33	Ryan Richter	90D	90D		
40	Quillan Roberts				
48	Darren O'Dea				

CANADIAN CHAMPIONSHIP

SF1	04/24/2013	TOR 2 vs MTL 0	W	Henry 49; Wiedeman (Silva) 81
SF2	05/01/2013	TOR 0 at MTL 6	L	



NON-PLAYOFF TEAMS

VANCOUVER WHITECAPS FC PLAYOFF HISTORY

vs. Team	No. of Series		Series		GP	W-L-T	OT	ShO	GF	GA	Last		Series Result
	Series	W-L	GP	W-L-T							Mtg.	Round	
Los Angeles	1	0-1	1	0-1-0		0-0-0	0-0	1	2		2012	Wild Card	Lost 1 games to 0
TOTALS	1	0-1	1	0-1-0		0-0-0	0-0	1	2				

VANCOUVER WHITECAPS FC - ALL-TIME POSTSEASON RESULTS

DATE	OPPONENT	RESULT	ATT.	W-L-T	RD.	NOTES:
11/01/2012	at Los Angeles	L 1-2	14,703	0-1-0	WC	VAN: Mattocks (3); LA: Magee (69) Donovan (73)

2013 VANCOUVER WHITECAPS FC STATISTICS (13-12-9, 48 pts.)

UNF	POS	PLAYER	GP	GS	MIN	G	A	SHT	SOG	FC	FS	OFF	CK	C	E
7	F	Camilo Sanvezzo	32	27	2418	22	6	123	55	51	43	17	65	5	0
9	F	Kenny Miller	21	19	1643	8	1	41	15	20	21	11	4	0	0
23	F	Kekuta Manneh	20	6	764	6	2	38	15	1	9	14	2	1	0
2	D	Jordan Harvey	24	23	2082	4	1	10	6	25	18	1	0	5	0
28	M	Gershon Koffie	26	21	1911	3	3	25	9	33	46	1	1	6	0
11	F	Darren Mattocks	20	8	911	3	1	45	14	14	12	10	1	0	0
31	F	Russell Teibert	24	19	1777	2	9	29	7	16	23	3	39	4	0
14	M	Daigo Kobayashi	30	21	1651	2	4	18	6	15	24	1	19	1	0
13	M	Nigel Reo-Coker	32	31	2817	1	4	17	5	62	39	1	2	9	0
29	F	Tommy Heinemann	14	3	286	1	1	7	2	11	6	2	0	0	0
26	F	Corey Hertzog	7	6	428	1	1	8	4	2	11	1	0	0	0
12	D	Lee Young-Pyo	32	30	2747	0	6	12	3	24	34	0	0	3	0
19	M	Erik Hurtado	15	4	489	0	2	13	3	13	5	5	6	0	0
18	G	Brad Knighton	11	11	990	0	2	0	0	0	1	0	0	0	0
24	D	Carlyle Mitchell	15	13	1179	0	2	5	1	12	11	1	0	3	0
27	M	Jun Marques Davidson	26	24	1961	0	1	4	0	22	19	0	0	1	1
8	M	Matt Watson	21	15	1292	0	1	14	2	18	17	2	0	1	0
25	D	Sam Adekugbe	1	1	90	0	0	0	0	1	1	0	0	0	0
1	G	Joe Cannon	10	10	900	0	0	0	0	0	1	0	0	0	0
6	D	Jay DeMerit	8	7	607	0	0	2	1	8	3	0	0	1	0
32	D	Greg Klazura	2	1	85	0	0	0	0	1	0	0	0	0	0
16	D	Johnny Leveron	18	18	1620	0	0	8	1	8	10	1	0	3	0
40	D	Andy O'Brien	16	16	1400	0	0	4	2	10	5	0	0	0	0
22	G	David Ousted	13	13	1170	0	0	0	0	0	3	0	0	0	0
4	D	*Alain Rochat	12	11	969	0	0	6	2	12	10	0	0	2	0
3	D	Brad Rusin	19	16	1391	0	0	9	2	8	7	1	0	1	0
20	M	Aminu Abdallah	0	0	0	0	0	0	0	0	0	0	0	0	0
36	M	Bryce Alderson	0	0	0	0	0	0	0	0	0	0	0	0	0
34	F	Caleb Clarke	0	0	0	0	0	0	0	0	0	0	0	0	0
17	F	Omar Salgado	0	0	0	0	0	0	0	0	0	0	0	0	0
39	G	Simon Thomas	0	0	0	0	0	0	0	0	0	0	0	0	0
		Team totals	34	34	3060	53	47	438	155	387	406	72	139	46	1
		Opponent totals	34	34	3060	45	39	514	146	406	387	58	169	52	4

GAME-WINNING GOALS: Camilo Sanvezzo 5, Kenny Miller 5, Russell Teibert 1, Kekuta Manneh 1
Gershon Koffie 1

GAME-WINNING ASSISTS: Russell Teibert 2, Camilo Sanvezzo 2, Lee Young-Pyo 2, Nigel Reo-Coker 1
Gershon Koffie 1, Daigo Kobayashi 1, Corey Hertzog 1, Jun Marques Davidson 1

PENALTY KICK GOALS/ATTEMPTS: Camilo Sanvezzo 5-5, Kenny Miller 1-1

VANCOUVER WHITECAPS FC INDIVIDUAL GOALKEEPING

UNF	POS	GOALKEEPER	GP	GS	MIN	SHTS	SV	GA	GAA	PG	PA	W	L	T	SO
22	G	David Ousted	13	13	1170	54	37	16	1.23	1	1	4	5	4	4
18	G	Brad Knighton	11	11	990	50	35	15	1.36	2	2	6	3	2	2
1	G	Joe Cannon	10	10	900	42	31	14	1.40	0	0	3	4	3	1
		Team totals	34	34	3060	146	103	45	1.32	3	3	13	12	9	7
		Opponent totals	34	34	3060	155	97	53	1.56	6	6	12	13	9	7

* = Played with other teams in 2013. Only Vancouver Whitecaps FC statistics listed here.

VANCOUVER WHITECAPS FC 2012 SCHEDULE

DAY	DATE	OPPONENT	RESULT	ATT.	W-L-T	POS.	PTS	NOTES:
Sat.	Mar. 2	Toronto FC	W 1-0	21,000	1-0-0	T1	3	VAN: Koffie (59)
Sat.	Mar. 9	Columbus	W 2-1	18,078	2-0-0	1	6	VAN: Kobayashi (6) Miller (57); CLB: Arrieta (46)
Sat.	Mar. 23	at Houston	L 1-2	16,428	2-1-0	4	6	VAN: Mattocks (36); HOU: Barnes (55) Creavalle (62)
Sat.	Mar. 30	at Chivas USA	L 1-2	8,354	2-2-0	6	6	VAN: Miller (64); CHV: own goal (11) Avila (55)
Sat.	Apr. 6	at San Jose	T 1-1	10,525	2-2-1	T5	7	VAN: Hertzog (62); SJ: Wondolowski (18)
Sat.	Apr. 13	Real Salt Lake	T 1-1	19,612	2-2-2	T3	8	VAN: Sanvezzo (84); RSL: Garcia (66)
Sat.	Apr. 20	at FC Dallas	L 0-2	14,339	2-3-2	T6	8	DAL: own goal (29) Perez (50)
Sat.	Apr. 27	FC Dallas	T 2-2	19,967	2-3-3	7	9	VAN: Manneh (72) Sanvezzo (75); DAL: own goal (9) Hedges (47)
Sat.	May 4	at Real Salt Lake	L 0-2	17,480	2-4-3	8	9	RSL: Gil (47) Morales (71)
Sat.	May 11	Los Angeles	W 3-1	21,000	3-4-3	T7	12	VAN: Teibert (63,76) Mattocks (92+); LA: Zardes (86)
Sat.	May 18	Portland	T 2-2	19,823	3-4-4	8	13	VAN: Sanvezzo (24) Koffie (54); POR: W. Johnson (52) Valencia (84)
Sat.	June 1	at New York	W 2-1	19,969	4-4-4	7	16	VAN: Harvey (58) Miller (83); NY: own goal (51)
Sat.	June 8	at Seattle	L 2-3	53,679	4-5-4	7	16	VAN: Sanvezzo (10,26); SEA: Rose (9) Carrasco (70) Neagle (81)
Sat.	June 15	New England	W 4-3	20,116	5-5-4	7	19	VAN: Sanvezzo (25) Miller (39,68) Harvey (43); NE: Agudelo (10) Rowe (20) Imbongo (84)
Wed.	June 19	Chivas USA	W 3-1	16,130	6-5-4	4	22	VAN: Harvey (47+) Sanvezzo (49+,81); CHV: Bowen (7)
Sat.	June 29	at D.C. United	W 1-0	13,122	7-5-4	4	25	VAN: Sanvezzo (48)
Wed.	July 3	at Sporting KC	T 1-1	20,137	7-5-5	4	26	VAN: Sanvezzo (45); KC: Collin (35)
Sat.	July 6	Seattle	W 2-0	22,500	8-5-5	4	29	VAN: Miller (4) Mattocks (79)
Sun.	July 14	Chicago	W 3-1	20,206	9-5-5	3	32	VAN: Sanvezzo (66,71) Manneh (84); CHI: Nyarko (94+)
Sat.	July 20	at Los Angeles	L 1-2	20,093	9-6-5	T4	32	VAN: Sanvezzo (19); LA: Villarreal (29) Zardes (57)
Sat.	July 27	Philadelphia	L 0-1	21,000	9-7-5	T5	32	PHI: Hoppenot (85)
Sat.	Aug. 3	at Portland	T 1-1	20,674	9-7-6	T4	33	VAN: Harvey (69); POR: R. Johnson (49)
Sat.	Aug. 10	San Jose	W 2-0	20,151	10-7-6	2	36	VAN: Sanvezzo (60) Miller (74)
Sat.	Aug. 17	at Colorado	L 0-2	16,030	10-8-6	5	36	COL: Brown (36) Buddle (79)
Sat.	Aug. 24	Los Angeles	L 0-1	21,000	10-9-6	6	36	LA: Donovan (3)
Sun.	Sept. 1	Chivas USA	T 2-2	18,767	10-9-7	T6	37	VAN: Koffie (64) Heinemann (93+); CHV: Torres (3,14)
Sat.	Sept. 7	at FC Dallas	L 1-3	13,603	10-10-7	7	37	VAN: Kobayashi (4); DAL: Watson (8) Diaz (87) Benitez (89)
Sat.	Sept. 14	at San Jose	T 0-0	10,525	10-10-8	T7	38	
Sat.	Sept. 21	at Montreal	W 3-0	20,006	11-10-8	0	41	VAN: Miller (7) Sanvezzo (89,91+)
Sat.	Sept. 28	Real Salt Lake	L 0-1	21,000	11-11-8	T6	41	RSL: Sandoval (9)
Sun.	Oct. 6	Portland	T 2-2	20,303	11-11-9	7	42	VAN: Sanvezzo (76,78); POR: Nagbe (41) W. Johnson (77)
Wed.	Oct. 9	at Seattle	W 4-1	38,833	12-11-9	7	45	VAN: Manneh (12,42,54) Reo-Coker (82); SEA: Rosales (69)
Sat.	Oct. 19	at Colorado	L 2-3	18,103	12-12-9	7	45	VAN: Manneh (32) Sanvezzo (75); COL: Torres (41,77) Brown (51)
Sun.	Oct. 27	Colorado	W 3-0	21,000	13-12-9	7	48	VAN: Sanvezzo (43,74,84)



VANCOUVER WHITECAPS FC – GAME-BY-GAME

"00" = 100 minutes played
F/M/D/G = starting position



MLS CUP
PLAYOFFS • 2013

NON-PLAYOFF TEAMS

VANCOUVER WHITECAPS FC – GAME-BY-GAME LOG

Game #1	03/02/2013	VAN 1 vs TOR 0	W	Koffie 1 (Kobayashi 1, Lee 1) 59	
Game #2	03/09/2013	VAN 2 vs CLB 1	W	Kobayashi 1 (Matlocks 1) 6; Miller 1 (unassisted) 57	
Game #3	03/23/2013	VAN 1 at HOU 2	L	Matlocks 1 (Hurtado 1) 36	
Game #4	03/30/2013	VAN 1 at CHV 2	L	Miller 2 (unassisted) 64	
Game #5	04/06/2013	VAN 1 at SJ 1	T	Hertzog 1 (unassisted) 62	
Game #6	04/13/2013	VAN 1 vs RSL 1	T	Sanvezzo 1 (penalty kick) 84	
Game #7	04/20/2013	VAN 0 at DAL 2	L		
Game #8	04/27/2013	VAN 2 vs DAL 2	T		
Game #9	05/04/2013	VAN 0 at RSL 2	L	Manneh 1 (Heinemann 1) 72; Sanvezzo 2 (Manneh 1) 75	
Game #10	05/11/2013	VAN 3 vs LA 1	W	Teibert 1 (Reo-Coker 1) 63; Teibert 2 (Koffie 1) 76; Matlocks 2 (Harvey 1, Koffie 2) 92+	
Game #11	05/18/2013	VAN 2 vs POR 2	T	Sanvezzo 3 (unassisted) 24; Koffie 2 (Sanvezzo 1) 54	
Game #12	06/01/2013	VAN 2 at NY 1	W	Harvey 1 (unassisted) 58; Miller 3 (Teibert 1, Davidson 1) 83	
Game #13	06/08/2013	VAN 2 at SEA 3	L	Sanvezzo 4 (Teibert 2, Lee 2) 10; Sanvezzo 5 (Teibert 3) 26	
Game #14	06/15/2013	VAN 4 vs NE 3	W	Sanvezzo 6 (penalty kick) 25; Miller 4 (Mitchell 1) 39; Harvey 2 (Teibert 4, Reo-Coker 2) 43; Miller 5 (Sanvezzo 2) 68	
Game #15	06/19/2013	VAN 3 vs CHV 1	W	Harvey 3 (Sanvezzo 3, Teibert 5) 47+; Sanvezzo 7 (Teibert 6) 49+; Sanvezzo 8 (unassisted) 81	
Game #16	06/29/2013	VAN 1 at DC 0	W	Sanvezzo 9 (penalty kick) 48	
Game #17	07/03/2013	VAN 1 at KC 1	T	Sanvezzo 10 (unassisted) 45	
Game #18	07/06/2013	VAN 2 vs SEA 0	W	Miller 6 (Hertzog 1) 4; Matlocks 3 (Koffie 3, Knighton 1) 79	
Game #19	07/14/2013	VAN 3 vs CHI 1	W	Sanvezzo 11 (Knighton 2) 66; Sanvezzo 12 (unassisted) 71; Manneh 2 (unassisted) 84)	
Game #20	07/20/2013	VAN 1 at LA 2	L	Sanvezzo 13 (Teibert 7, Lee 3) 19	
Game #21	07/27/2013	VAN 0 vs PHI 1	L		
Game #22	08/03/2013	VAN 1 at POR 1	T	Harvey 4 (Sanvezzo 4) 69	
Game #23	08/10/2013	VAN 2 vs SJ 0	W	Sanvezzo 14 (Reo-Coker 3) 60; Miller 7 (Reo-Coker 4, Teibert 8) 74	
Game #24	08/17/2013	VAN 0 at COL 2	L		
Game #25	08/24/2013	VAN 0 vs LA 1	L		
Game #26	09/01/2013	VAN 2 vs CHV 2	T	Koffie 3 (unassisted) 64; Heinemann 1 (Hurtado 2, Manneh 2) 93+	
Game #27	09/07/2013	VAN 1 at DAL 3	L	Kobayashi 2 (Miller 1, Sanvezzo 5) 4	
Game #28	09/14/2013	VAN 0 at SJ 0	T		
Game #29	09/21/2013	VAN 3 at MTL 0	W	Miller 8 (penalty kick) 7; Sanvezzo 15 (Lee 4) 89; Sanvezzo 16 (Mitchell 2) 91+	
Game #30	09/28/2013	VAN 0 vs RSL 1	L		
Game #31	10/06/2013	VAN 2 vs POR 2	T	Sanvezzo 17 (unassisted) 76; Sanvezzo 18 (Lee 5) 78	
Game #32	10/09/2013	VAN 4 at SEA 1	W	Manneh 3 (Kobayashi 2) 12; Manneh 4 (Sanvezzo 6, Lee 6) 42; Manneh 5 (Kobayashi 3) 54; Reo-Coker 1 (unassisted) 82	
Game #33	10/19/2013	VAN 2 at COL 3	L	Manneh 6 (Kobayashi 4) 32; Sanvezzo 19 (penalty kick) 75	
Game #34	10/27/2013	VAN 3 vs COL 0	W	Sanvezzo 20 (penalty kick) 43; Sanvezzo 21 (Watson 1) 74; Sanvezzo 22 (Teibert 9) 84	



MLS CUP
PLAYOFFS • 2013

NON-PLAYOFF TEAMS

VANCOUVER WHITECAPS FC – CUP COMPETITIONS – GAME-BY-GAME

#	Player	CANADIAN CHAMPIONSHIP					
		SF1	SF2	F1	F2		
		EDM	EDM	MTL	MTL		
		3-2	2-0	0-0	2-2		
1	Joe Cannon						
2	Jordan Harvey	90D	90D	90D	17		
3	Brad Rusin			90M			
4	Alain Rochat			79M	90D		
6	Jay Demerit						
7	Camillo Sanvezzo	90F	61M		82F		
8	Matt Watson			90M			
9	Kenny Miller				73F		
11	Darren Matlocks	90F	45F	65F	8		
12	Lee Young-Pyo				90D		
13	Nigel Reo-Coker	90M		90D	90M		
14	Daigo Kobayashi	66F			33		
16	Johnny Leveron	90D	90D	90D	90D		
17	Omar Salgado						
18	Brad Knighton	90G	90G	90G	90G		
19	Erik Hurtado		16	11			
22	Paulo Junior						
23	Kekuta Manneh		29				
24	Carlyle Mitchell						
26	Corey Hertzog		45	25			
27	Jun Marques Davidson		90M		90M		
28	Gershon Koffie	90M	90M	90F	57M		
29	Tommy Heinemann	24	74F				
31	Russell Teibert	90M	90M	90F	90F		
32	Greg Klazura	90D	90D				
33	Adam Clement						
34	Caleb Clarke						
36	Bryce Alderson						
39	Simon Thomas						
40	Andy O'Brien	90D	90D	90D	90D		

CANADIAN CHAMPIONSHIP

SF1	04/24/2013	VAN 3 at EDMTN 2	W	Sanvezzo 5; Sanvezzo (penalty kick) 83; Heinemann 89
SF1	05/01/2013	VAN 2 vs EDMTN 0	W	Hertzog (Teibert) 58; Saiko (own goal) 67
F1	05/15/2013	VAN 0 at MTL 0	T	
F1	05/29/2013	VAN 2 vs MTL 2	T	Camillo 4; Kobayashi (Reo-Coker) 69

