



MLS CUP
 PLAYOFFS ★ 2014
 PRESENTED BY AT&T

OCTOBER 29
 THROUGH
NOVEMBER 30



MLS CUP
 ★ 2014 ★

MEDIA GUIDE

GUIA DE PRENSA

SATURDAY, DEC. 7 • 3PM ET | 12PM PT



2014 BRACKET

PRESENTED BY



FIFA 15



PLAYOFFS * 2014
PRESENTED BY AT&T

MLSSOCCER.COM

#MLSPLOYOFFS
#MLS CUP

WESTERN
CONFERENCE
SEMIFINALS

EASTERN
CONFERENCE
SEMIFINALS

WESTERN
CONFERENCE
SEMIFINALS

EASTERN
CONFERENCE
SEMIFINALS

KNOCKOUT
ROUND

KNOCKOUT
ROUND

DEC 7 • 3 PM ET
ESPN | UNIMAS
UDN | TSN | RDS

	+	=
	+	=

LEG 1:
Nov 22-23
LEG 2:
Nov 29-30

	+	=
	+	=

LEG 1:
Nov 22-23
LEG 2:
Nov 29-30

1	Seattle Sounders FC	+	=
		+	=

LEG 1:
NOV 1 • 9 PM ET
ESPN2 | TSN2
LEG 2:
NOV 10 • 10:30 PM ET
NBCSN | UDN
TSN2 | RDS2

2	LA Galaxy	+	=
3	Real Salt Lake	+	=

LEG 1:
NOV 2 • 8 PM ET
NBCSN | RDS2
LEG 2:
NOV 9 • 7:30 PM ET
ESPN2 | TSN2 | RDS2

2	New England Revolution	+	=
3	Columbus Crew	+	=

LEG 1:
NOV 1 • 4 PM ET
UDN | MLS LIVE
LEG 2:
NOV 9 • 5 PM ET
ESPN2

1	D.C. United	+	=
		+	=


LEG 1:
NOV 2 • 4 PM ET
UDN | MLS LIVE
LEG 2:
NOV 8 • 2:30 PM ET
NBC

2	FC Dallas
3	Vancouver Whitecaps FC

OCT 29 • 9 PM ET
TSN | MLS LIVE

4	New York Red Bulls
5	Sporting Kansas City

OCT 30 • 8 PM ET
ESPN2 | TSN2



MLS CUP
* 2014 *



TABLE OF CONTENTS

<ul style="list-style-type: none"> ● 2014 MLS CUP PLAYOFFS SCHEDULE ● RULES OF COMPETITION ● MLS CUP PLAYOFFS HISTORY ● 2014 MLS SEASON NOTES ● TEAM-BY-TEAM GUIDES <ul style="list-style-type: none"> COLUMBUS CREW FC DALLAS D.C. UNITED SPORTING KANSAS CITY LA GALAXY NEW ENGLAND REVOLUTION NEW YORK RED BULLS REAL SALT LAKE SEATTLE SOUNDERS FC VANCOUVER WHITECAPS FC ● MLS CUP PLAYOFFS ALL-TIME STATISTICS ● 2014 REGULAR SEASON STATISTICS ● ALL-TIME MLS LEADERS ● 2014 NON-PLAYOFF TEAMS STATISTICS 	<p>2</p> <p>3</p> <p>6</p> <p>16</p> <p>22</p> <p>34</p> <p>46</p> <p>58</p> <p>70</p> <p>82</p> <p>94</p> <p>106</p> <p>118</p> <p>130</p> <p>142</p> <p>154</p> <p>167</p> <p>172</p>
---	---

MLS STATISTICS KEY

FIELD PLAYER LEGEND

GP = Games Played; GS = Games Started; MIN = Minutes Played; G = Goals; A = Assists; SHT = Total Shots; SOG = Shots On Goal; FC = Fouls Committed; FS = Fouls Suffered; OFF = Times Offside; CK = Corner Kicks; C = Cautions; E = Ejections; * = indicates individual played for other team(s); FW = Forward; MF = Midfielder; DF = Defender; GK = Goalkeeper; SKG = Penalty Kick Shootout Goals; SKA = Penalty Kick Shootout Attempts;

GOALKEEPER STATISTICS LEGEND

SHTS = Shots Faced; SVS = Saves; GA = Goals Allowed; GAA = Goals Against Average (goals allowed per 90 minutes); PG = Penalty Kick Goals Allowed; PA = Penalty Kick Attempts Faced; SKG = Penalty Kick Shootout Goals; SKA = Penalty Kick Shootout Attempts; W = Goalkeeper Wins; L = Goalkeeper Losses; T = Goalkeeper Ties; SO = Shutouts; OT Record = Record in Overtime Games

ROAD TO MLS CUP 2014

KNOCKOUT ROUND

W#4 FC DALLAS v W#5 VANCOUVER WHITECAPS FC

Wed., Oct. 29 – Toyota Stadium, Frisco, Texas (8 p.m. CT; TSN)

FC DALLAS v **VANCOUVER WHITECAPS FC**

E#4 NEW YORK RED BULLS v E#5 SPORTING KANSAS CITY

Thurs., Oct. 30 – Red Bull Arena, Harrison, N.J. (8 p.m. ET; ESPN2/Deportes; TSN2)

NEW YORK RED BULLS v **SPORTING KANSAS CITY**

WESTERN CONFERENCE SEMIFINALS

#2 LA GALAXY v #3 REAL SALT LAKE

Sat., Nov. 1 – Rio Tinto Stadium (6 p.m. MT; NBCSN; RDS2)

REAL SALT LAKE v **LA GALAXY**

Sun., Nov. 9 – StubHub Center (4:30 p.m. PT; ESPN2/Deportes; TSN2/RDS2)

LA GALAXY v **REAL SALT LAKE**

#1 SEATTLE SOUNDERS FC v DALLAS/VANCOUVER

Sun., Nov. 2 – (9 p.m. ET; ESPN2/Deportes; TSN2)

v **SEATTLE SOUNDERS FC**

Mon., Nov. 10 – CenturyLink Field (7:30 p.m. PT; NBCSN; UDN; TSN2/RDS2)

SEATTLE SOUNDERS FC v

EASTERN CONFERENCE SEMIFINALS

#2 NEW ENGLAND REVOLUTION v #3 COLUMBUS CREW

Sat., Nov. 1 – Columbus Crew Stadium, Columbus, Ohio (4 p.m. ET; UDN)

COLUMBUS CREW v **NEW ENGLAND REVOLUTION**

Sun., Nov. 9 – Gillette Stadium, Foxborough, Mass. (5 p.m. ET; ESPN2/Deportes; TSN2)

NEW ENGLAND REVOLUTION v **COLUMBUS CREW**

#1 D.C. UNITED v NEW YORK/KANSAS CITY

Sun., Nov. 2 – (4 p.m. ET; UDN)

v **D.C. UNITED**

Sat., Nov. 8 – RFK Memorial Stadium (2:30 p.m. ET; NBC)

D.C. UNITED v

WESTERN CONFERENCE CHAMPIONSHIP

at lower seed: Sun., Nov. 23 (1:30 p.m. ET; NBC – or – 5 p.m. ET; ESPN/Deportes)

v

at higher seed: Sat., Nov. 29 (3 p.m. ET; NBCSN, UDN, TSN2/RDS2) or Sun., Nov. 30 (5 or 9 p.m. ET/ESPN)

v

EASTERN CONFERENCE CHAMPIONSHIP

at lower seed: Sun., Nov. 23 (1:30 p.m. ET; NBC – or – 5 p.m. ET; ESPN/Deportes)

v

at higher seed: Sat., Nov. 29 (3 p.m. ET; NBCSN, UDN, TSN2/RDS2) or Sun., Nov. 30 (5 or 9 p.m. ET/ESPN)

v

MLS CUP 2014

Sat., Dec. 7 (3 p.m. ET; ESPN; Univision; TSN/RDS) – *hosted by finalist with best regular season record*

v

RULES OF COMPETITION

The following competition guidelines will be in effect for the entirety of the 2014 MLS Cup Playoffs.

ALL PLAYOFF MATCHES

- Unlike the Regular Season, all playoff matches will be played in their entirety. If a match is cancelled prior to its completion, regardless of the score, the match will be resumed from the moment it was stopped.

KNOCKOUT ROUND MATCHES (4 v 5)

- If the score is tied at the end of regulation (90 minutes), then an additional 30 minutes (consisting of two 15-minute halves) will be played in its entirety.
 - If the score is still tied at the end of the additional 30 minutes, then the match will be decided by kicks from the penalty mark (in accordance with FIFA regulations).

CONFERENCE SEMIFINALS (HOME and AWAY SERIES)

- If the score of the first match is tied at the end of regulation (90 minutes), then the match will end in a tie with no overtime being played.
- The team that has scored the most total goals over the course of the two matches will advance to the Conference Championship.
- If total goals are level, the team with the most away goals advances.
- If total goals and away goals are level, there will be 2 X 15-minute extra time played in its entirety. Away goals do not count in extra time
- If there is no winner after extra time, then the match will be decided by kicks from the penalty mark (in accordance with FIFA regulations).

CONFERENCE CHAMPIONSHIP (HOME and AWAY SERIES)

- **SAME RULES AS SEMI-FINALS; SEE SECTION ABOVE**



MLS CUP

- If the score of MLS Cup is tied at the end of regulation (90 minutes), then an additional 30 minutes (consisting of two 15-minute halves) will be played in its entirety.
 - If the score is still tied at the end of the additional 30 minutes, then the match will be decided by kicks from the penalty mark (in accordance with FIFA regulations).
- MLS Cup will be hosted by the participant that amassed the most points in the Regular Season. The hosting Club will be accorded all normal advantages associated with home field including locker room, bench position and uniform priority. However, the match will be operated by League Office staff and its designees.
 - If both participating Clubs amassed the same point total in the Regular Season, then normal playoff tie-breakers will be used to determine the host.
- All matters related to the playing surface will remain consistent with how they were managed in the Regular Season. That is, items such as field size, grass cut, grass length and grass watering will all be done as was verified by the League Office prior to the start of the season.

EXTRA TIME (ADDITIONAL 30 MINUTES)

- Throughout the Playoffs and MLS Cup, all extra time periods will be played in two equal halves with change of ends at intermission. Extra time will begin approximately three (3) minutes after regulation. Teams will have approximately one minute to switch ends at intermission.
- A toss of the coin will occur at the end of regulation and the team that wins the toss decides which goal it will attack in the first 15-minute interval.

SUBSTITUTIONS and PENALTY KICKS

- Substitutions will be conducted according to the same rules employed during the Regular Season. No additional substitutions over and above the regular three (3) substitutes per match will be permitted in any 30-minute series tiebreaker or kicks from the penalty mark. Once a player leaves the field having been substituted, he will not be permitted to re-enter throughout the duration of the match including any applicable 30-minute series tiebreaker or kicks from the penalty mark. In the case of a goalkeeper injury during kicks from the penalty mark, please note the following:
 - A goalkeeper who is injured while kicks are being taken from the penalty mark and is unable to continue as a goalkeeper may be replaced by a named substitute provided his team has not used the maximum number of substitutes permitted under the competition rules. With the exception of the foregoing case, only players who are on the field of play at the end of the match, which includes extra time where appropriate, are eligible to take kicks from the penalty mark.
- An equal number of players from each team is required only at the start of kicks from the penalty mark. If a team ends the match having fewer number of players due to a sendoff or injury after all allotted substitutions have been made, the team with the greater number must “reduce to equate”. The captain of the team with the greater number must identify the player(s) to be excluded from participating in kicks from the penalty mark as a means of making equal the number of eligible players on each team.

PLAYOFF DISCIPLINARY PARAMETERS

- Yellow Card accumulation thresholds are re-set entering MLS Cup Playoffs
 - A player who exceeds an accumulation threshold in the last Regular Season match (e.g., 5th, 8th, etc.) **IS ELIGIBLE** for the Playoffs and **IS ELIGIBLE** for the first Regular Season Match of 2015
 - A player who receives a Red Card in his last Regular Season match **IS SUSPENDED** for the next match for which he is eligible including a Playoff Match or the first Regular Season Match of 2015
 - A player sanctioned by the Disciplinary Committee will have any corresponding suspension applied to the next match(es) for which he is eligible including a Playoff Match(es)
- Once the Playoffs begin and up until MLS Cup (when Yellow Card accumulation for Playoffs will be re-set again), a player accumulating TWO (2) Yellow Cards will be suspended for the next match for which he is eligible (with one exception noted below)
 - A player who accumulates TWO (2) Yellow Cards in any of the following matches **IS SUSPENDED** for his next match: Knockout Match, Conference Semi-Final #1, Conference Semi-Final #2, Conference Final #1
 - EXCEPTION: A player who earns his second Yellow Card in Conference Final #2 **IS ELIGIBLE** to play in MLS Cup.
 - In other words, Playoff Yellow Card accumulation re-sets entering MLS Cup (or after the Conference Finals).
- A player who earns TWO (2) Yellow Cards in the same match **IS SUSPENDED** for the next match for which he is eligible including MLS Cup
 - Also, in an instance where a player earns TWO (2) Yellow Cards in the same match, both Yellow Cards **WILL NOT COUNT** against his Playoff Yellow Card accumulation. (This is different from the regular season).
 - In other words, if a player earns a Yellow Card in the Knockout Match and then two Yellow Cards in his Conference Semi-Final #2, that player would be suspended for Conference Final #1 (due to the Red Card/Double Caution) but he would remain on ONE (1) Yellow Card for his accumulation total. (If his club does not advance, the Red Card suspension would carry to the 2015 Regular Season.)
- A player who earns a STRAIGHT RED CARD in the same match in which he previously has earned his second cumulative Yellow Card **MAY BE SUSPENDED** for his next TWO (2) Playoff Matches
 - For example, a player earns a Yellow Card in the Knockout Match. He then earns a Yellow Card (his 2nd cumulatively) in Conference Semi-Final #2 AND a STRAIGHT RED CARD (different from earning a second Yellow Card) in the same match. The player **IS SUSPENDED** for Conference Final #1 (due to the Red Card) **AND IS SUSPENDED** for the Conference Final #2 (due to Playoff Yellow Card accumulation).
 - However, if a player earns a Yellow Card in Conference Semi-Final #2 and then earns both a Yellow Card (his 2nd cumulatively) in Conference Final #1 AND a STRAIGHT RED CARD in the same match, then the player **IS SUSPENDED** for the Conference Final #2 (due to the Red Card) but **IS NOT SUSPENDED** for MLS Cup as the Yellow Card accumulation re-sets entering MLS Cup.
- A player who earns a Red Card in any Playoff Match, whether a straight Red Card or Two Yellow Cards, **IS SUSPENDED** for his next match (if this occurs in MLS Cup, then the suspension carries over to the first Regular Season Match of 2015).
- A player sanctioned by the Disciplinary Committee will have any corresponding suspension applied to the next match(es) for which he is eligible including a Playoff Match(es) and MLS Cup.

MLS CUP PLAYOFFS: 18-YEAR HISTORY

While the MLS Cup championship game itself has remained a constant throughout the first 18 seasons of Major League Soccer – a dramatic one-match finale at a venue announced well in advance of the postseason – the road to MLS Cup has varied slightly over the years:

1996

Who Qualified: The top four teams from both the Eastern and Western Conferences were seeded to start the conference semifinals, with the 1 seeds playing the number 4's and the No. 2's vs. No. 3's.

Format: Both the Conference Semifinals (first round) and Conference Finals (second round) were designed on a **Best-of-Three** format with the first game hosted by the lower-seeded team and the final two games (Game Three if necessary) at the home of the higher seeded team. The first team to win two games in regulation or via the shootout advanced to the next playoff round (since the shootout was in place from 1996-1999 no games ended in ties).

1997 - 1999

Who Qualified: As in 1996, the top four teams in each conference advanced to the MLS Cup Playoffs.

Format: As in 1996, a **Best-of-Three** format was utilized in the Conference Semifinals and Conference Finals (no games ended in ties due to the shootout). However, a change to the format allowed the higher seeded teams to host Game One and Game Three, unlike in 1996 when the higher seed played Games Two and Three (if necessary) at home.

2000 - 2002

Who Qualified: With the introduction of a new three-division alignment in 2000, a single playoff table was established to determine postseason berths and seeds.

Although a two-conference alignment was re-introduced in 2002 following the contraction of Miami and Tampa Bay, the system based on the single playoff table remained. The single playoff table ensured that only the League's eight best teams during the regular season qualified for postseason play, eliminating situations like what occurred in 1999, when the San Jose Clash failed to qualify for the playoffs despite finishing with more points (37) than the No. 3 and No. 4 seeds in the Eastern Conference.

The three division winners (2000-01) or two conference champions (2002) were given automatic top seeds entering the postseason. The rest of the field was seeded according to final regular season point totals regardless of conference affiliation.

Format: During the first round, the seeding placed seed No. 1 vs. No. 8, No. 2 vs. No. 7, No. 3 vs. No. 6 and No. 4 vs. No. 5 in the MLS Cup Playoff Quarterfinals. In the semifinal round, the winner of the 1 vs. 8 series advanced to face the winner of the 4 vs. 5 series, while the victors of the 3 vs. 6 and 2 vs. 7 series played for the right to compete in MLS Cup.

The team that advanced was based on a "first-to-five-points" format with a win earning three points and a tie one point (ties were first introduced in MLS in the 2000 regular season in conjunction with the elimination of the shootout). The first team to compile five points or more in three games advanced to the following round. If the series was tied in points after a Game Three, a 20-minute golden-goal Series Tiebreaker was played, followed by penalty kicks if necessary. As was the case from 1997-1999, the higher seed hosted Game One and Game Three in each series.

2003-2006

Who Qualified: As was the case between 1996 and 1999, the top four teams in each conference advance to the Conference Semifinals.

Format: Conference Semifinal series are conducted under a home-and-home, aggregate-goal format. The aggregate goal format follows the lead of various international competitions, including Europe's UEFA Champions League and South America's Copa Libertadores club tournament.

In the case that teams are tied on aggregate goals following the conclusion of Game 2 of the Conference Semifinal series, a 30-minute extra time period is played followed by penalty kicks if necessary. The two teams left standing in each conference after the Conference Semifinals will meet in the single-game Conference Championship to be hosted by the higher seed. The winners of each Conference Championship advances to MLS Cup.

2007-10

Who Qualified: In 2007, 2009 and 2010, the top two teams in each conference qualified and were seeded 1 & 2 in their respective four-team playoff conference brackets. The four MLS teams with the next most points, regardless of conference, received "wild card" berths. The four wildcard teams were seeded according to conference first. If more than four teams qualified from one conference, those finishing lower than fourth in their conference shifted over to the other conference bracket. A team switching conference brackets was seeded below all other teams in its new conference playoff bracket. For 2008, the top three teams in each conference qualified, with the next four teams with the most points, regardless of conference, receiving "wildcard" berths.

Format: Same as from 2003-2006.

2011

Who Qualified: Beginning in 2011, 10 teams qualified for the playoffs. The top three finishers in each conference, based on regular season points, were given automatic berths. The next best four clubs based on regular season points, irrespective of conference, received wild cards.

Format: The four wild cards played single elimination games against each other, with higher seeds hosting (1 vs. 4; 2 vs. 3). These play-in games are part of the MLS Cup Playoffs. After the two play-in games, the lowest remaining seed faced the Supporters' Shield winner in the Conference Semifinals; the other faced the No. 1 seed in the opposite conference from the Supporters' Shield winner. The No. 2 and No. 3 placed teams in each conference met in the semifinals, with the higher seed holding homefield advantage for the second leg. The winners of the Conference Semifinal Series met in a one-game Conference Championship, hosted by the highest seeds, with the winners advancing to MLS Cup.

2012-14

Who Qualified: Ten teams qualified for the playoffs. The top five in points from each conference at the end of the regular season, qualified for the MLS Cup Playoffs.

Format:

The fourth and fifth place teams in each conference played a single knockout game, the winner of which advanced to the Conference Semifinals and faced the first place team in the conference. The four Conference Semifinals were two-game aggregate series, with the lower seed hosting the first leg and the higher seed hosting the second leg. The two Conference Championships were two-game aggregate series, with the lower seed hosting the first leg and the higher seed hosting the second leg. MLS Cup was a single championship match hosted by the higher seed.



2013 MAJOR LEAGUE SOCCER PLAYOFF RESULTS

WILD CARD MATCHES

Houston Dynamo (E4) vs. Montreal Impact (E5)
Oct. 31 Montreal at Houston 0-3 10,476

Seattle Sounders FC (W4) vs Colorado Rapids (W5)
Oct. 30 Colorado at Seattle 0-2 32,204

EASTERN CONFERENCE SEMIFINALS

New York Red Bulls (1E) vs. Houston Dynamo (4E)
Nov. 3 New York at Houston 2-2 20,626
Nov. 6 Houston at New York 2-1 22,264
(Houston Dynamo win on aggregate 4-3)

Sporting KC (2E) vs. New England Revolution (3E)
Nov. 2 Kansas City at New England 1-2 15,164
Nov. 6 New England at Kansas City 1-3 (OT) 19,031
(Sporting Kansas City win on aggregate 4-3)

WESTERN CONFERENCE SEMIFINALS

Portland Timbers (1W) vs Seattle Sounders FC (4W)
Nov. 2 Portland at Seattle 2-1 38,507
Nov. 7 Seattle at Portland 2-3 20,674
(Portland Timbers win on aggregate 5-3)

Real Salt Lake (2W) vs Los Angeles Galaxy (3W)
Nov. 3 Real Salt Lake at LA 0-1 27,000
Nov. 7 LA at Real Salt Lake 0-2 (OT) 19,042
(Real Salt Lake win on aggregate 2-1)

EASTERN CONFERENCE CHAMPIONSHIP

Sporting Kansas City vs Houston Dynamo
Nov. 9 Kansas City at Houston 0-0 22,107
Nov. 23 Houston at Kansas City 1-2 21,650
(Sporting Kansas City win on aggregate 2-1)

WESTERN CONFERENCE CHAMPIONSHIP

Portland Timbers vs. Real Salt Lake
Nov. 10 Portland at Real Salt Lake 2-4 17,333
Nov. 24 Real Salt Lake at Portland 1-0 20,674
(Real Salt Lake win on aggregate 5-2)

MLS CUP 2013

Sporting Park – Kansas City, Kan.
Dec. 7 Real Salt Lake at Kansas City 1-1 (OT) 21,650
(Sporting Kansas City win 7-6 on penalty kicks)

2012 MAJOR LEAGUE SOCCER PLAYOFF RESULTS

WILD CARD MATCHES

Chicago Fire (E4) vs. Houston Dynamo (E5)
Oct. 31 Houston at Chicago 2-1 10,923

LA Galaxy (W4) vs. Vancouver Whitecaps FC (W5)
Nov. 1 Vancouver at LA Galaxy 1-2 14,703

EASTERN CONFERENCE SEMIFINALS

Sporting Kansas City (1E) vs. Houston Dynamo (4E)
Nov. 4 Kansas City at Houston 0-2 20,689
Nov. 7 Houston at Kansas City 0-1 20,894
(Houston Dynamo win on aggregate 2-1)

D.C. United (2E) vs. New York Red Bulls (3E)
Nov. 3 New York at D.C. United 1-1 17,556
Nov. 6 D.C. United at New York 1-0 14,035
(D.C. United win on aggregate 2-1)

WESTERN CONFERENCE SEMIFINALS

San Jose Earthquakes (1W) vs. LA Galaxy (4W)
Nov. 4 San Jose at LA 1-0 27,000
Nov. 3 LA at San Jose 3-1 10,744
(LA Galaxy win on aggregate 3-2)

Real Salt Lake (2W) vs. Seattle Sounders FC (3W)
Nov. 2 Real Salt Lake at Seattle 0-0 34,941
Nov. 8 Seattle at Real Salt Lake 1-0 19,657
(Seattle Sounders FC win on aggregate 1-0)

EASTERN CONFERENCE CHAMPIONSHIP

D.C. United vs. Houston Dynamo
Nov. 11 D.C. United at Houston 1-3 22,101
Nov. 18 Houston at D.C. United 1-1 20,015
(Houston Dynamo win on aggregate 4-2)

WESTERN CONFERENCE CHAMPIONSHIP

Seattle Sounders FC vs. LA Galaxy
Nov. 11 Seattle at LA Galaxy 0-3 27,000
Nov. 18 LA Galaxy at Seattle 1-2 44,575
(LA Galaxy win on aggregate 4-2)

MLS CUP 2012

The Home Depot Center – Carson, Calif.
Dec. 1 LA Galaxy vs. Houston 3-1 30,510



2011 MAJOR LEAGUE SOCCER PLAYOFF RESULTS

WILD CARD MATCHES

FC Dallas (WC1) vs. New York Red Bulls (WC4)
Oct. 26 New York at Dallas 2-0 10,017

Colorado Rapids (WC2) vs. Columbus Crew (WC3)
Oct. 27 Columbus at Colorado 0-1 7,803

EASTERN CONFERENCE SEMIFINALS

Sporting Kansas City (1E) vs. Colorado Rapids (4E)
Oct. 30 Kansas City at Colorado 2-0 8,601
Nov. 2 Colorado at Kansas City 0-2 18,565
(Sporting Kansas City win on aggregate 4-0)

Houston Dynamo (2E) vs. Philadelphia Union (3E)
Oct. 30 Houston at Philadelphia 2-1 18,539
Nov. 6 Philadelphia at Houston 0-1 24,479
(Houston Dynamo win on aggregate 3-1)

WESTERN CONFERENCE SEMIFINALS

LA Galaxy (1W) vs. New York Red Bulls (4W)
Oct. 30 LA at New York 1-0 22,663
Nov. 3 New York at LA 1-2 20,000
(LA Galaxy win on aggregate 3-1)

Seattle Sounders FC (2W) vs. Real Salt Lake (3W)
Oct. 30 Seattle at Real Salt Lake 0-3 17,067
Nov. 2 Real Salt Lake at Seattle 0-2 36,021
(Real Salt Lake win on aggregate 3-2)

EASTERN CONFERENCE CHAMPIONSHIP
Nov. 6 Houston at Kansas City 2-0 20,839

WESTERN CONFERENCE CHAMPIONSHIP
Nov. 6 Real Salt Lake at LA 1-3 23,437

MLS CUP 2011

The Home Depot Center – Carson, Calif.
Nov. 20 LA Galaxy vs. Houston 1-0 30,281

2010 MAJOR LEAGUE SOCCER PLAYOFF RESULTS

EASTERN CONFERENCE SEMIFINALS

New York Red Bulls (1E) vs. San Jose Earthquakes (4E)
Oct. 30 New York at San Jose 1-0 10,525
Nov. 4 San Jose at New York 3-1 22,839
(San Jose Earthquakes win on aggregate 3-2)

Columbus Crew (2E) vs. Colorado Rapids (3E)
Oct. 28 Columbus at Colorado 0-1 11,872
Nov. 6 Colorado at Columbus 1-2 10,322
(aggregate 4-2; Rapids win 5-4 on penalty kicks)

WESTERN CONFERENCE SEMIFINALS

Los Angeles Galaxy (1W) vs. Seattle Sounders FC (4W)
Oct. 31 Los Angeles at Seattle 1-0 35,521
Nov. 7 Seattle at Los Angeles 1-2 27,000
(Los Angeles Galaxy win on aggregate 3-1)

Real Salt Lake (2W) vs. FC Dallas (3W)
Oct. 30 Real Salt Lake at Dallas 1-2 11,003
Nov. 6 Dallas at Real Salt Lake 1-1 19,324
(FC Dallas win on aggregate 2-1)

EASTERN CONFERENCE CHAMPIONSHIP
Nov. 14 Dallas at Los Angeles 3-0 27,000

WESTERN CONFERENCE CHAMPIONSHIP
Nov. 13 San Jose at Colorado 1-0 17,779

MLS CUP 2010

BMO Field – Toronto, Ont., Canada
Nov. 21 Colorado vs. Dallas 2-1(OT) 21,700



2009 MAJOR LEAGUE SOCCER PLAYOFF RESULTS

EASTERN CONFERENCE SEMIFINALS

Columbus Crew (1E) vs. Real Salt Lake (4E)
Oct. 31 Columbus at Real Salt Lake 0-1 11,499
Nov. 5 Real Salt Lake at Columbus 3-2 10,109
(Real Salt Lake win on aggregate 4-2)

Chicago Fire (2E) vs. New England Revolution (3E)
Nov. 1 Chicago at New England 1-2 7,416
Nov. 7 New England at Chicago 0-2 21,528
(Chicago Fire win on aggregate 3-2)

WESTERN CONFERENCE SEMIFINALS

Los Angeles Galaxy (1W) vs. Chivas USA (4W)
Nov. 1 Los Angeles at Chivas USA 2-2 25,128
Nov. 8 Chivas USA at Los Angeles 0-1 27,000
(Los Angeles Galaxy win on aggregate 3-2)

Houston Dynamo (2W) vs. Seattle Sounders FC (3W)
Oct. 29 Houston at Seattle 0-0 35,807
Nov. 8 Seattle at Houston 0-1 (OT) 27,465
(Houston Dynamo win on aggregate 1-0)

EASTERN CONFERENCE CHAMPIONSHIP
Nov. 14 Real Salt Lake at Chicago 0-0 (OT) 21,723
(Real win 5-4 on penalty kicks)

WESTERN CONFERENCE CHAMPIONSHIP
Nov. 13 Houston at Los Angeles 0-2 (OT) 25,373

MLS CUP 2009
Qwest Field – Seattle, Wash.
Nov. 22 Real Salt Lake vs. LA Galaxy 1-1(OT) 46,011
Real Salt Lake win 5-4 on penalty kicks

2008 MAJOR LEAGUE SOCCER PLAYOFF RESULTS

EASTERN CONFERENCE SEMIFINALS

Columbus Crew (1E) vs. Kansas City Wizards (4E)
Nov. 1 Columbus at Kansas City 1-1 10,385
Nov. 8 Kansas City at Columbus 0-2 11,153
(Columbus Crew win on aggregate 3-1)

Chicago Fire (2E) vs. New England Revolution (3E)
Oct. 30 Chicago at New England 0-0 5,221
Nov. 6 New England at Chicago 0-3 17,312
(Chicago Fire win on aggregate 3-0)

WESTERN CONFERENCE SEMIFINALS

Houston Dynamo (1W) vs. New York Red Bulls (4W)
Nov. 1 Houston at New York 1-1 11,578
Nov. 9 New York at Houston 3-0 30,053
(New York Red Bulls win on aggregate 4-1)

Chivas USA (2W) vs. Real Salt Lake (3W)
Nov. 1 Chivas USA at Real Salt Lake 0-1 14,791
Nov. 8 Real Salt Lake at Chivas USA 2-2 19,265
(Real Salt Lake win on aggregate 3-2)

EASTERN CONFERENCE CHAMPIONSHIP
Nov. 13 Chicago at Columbus 1-2 14,688

WESTERN CONFERENCE CHAMPIONSHIP
Nov. 15 New York at Real Salt Lake 1-0 20,008

MLS CUP 2008
The Home Depot Center – Carson, Calif.
Nov. 23 Columbus vs. New York 3-1 27,000



2007 MAJOR LEAGUE SOCCER PLAYOFF RESULTS

EASTERN CONFERENCE SEMIFINALS

D.C. United (1E) vs. Chicago Fire (4E)
 Oct. 25 D.C. United at Chicago 0-1 17,834
 Nov. 1 Chicago at D.C. United 2-2 19,438
(Chicago Fire win on aggregate 3-2)

New England Revolution (2E) vs. New York Red Bulls (3E)
 Oct. 27 New England at New York 0-0 14,165
 Nov. 3 New York at New England 0-1 10,116
(New England Revolution win on aggregate 1-0)

WESTERN CONFERENCE SEMIFINALS

Chivas USA (1W) vs. Kansas City Wizards (5E)
 Oct. 27 Chivas USA at Kansas City 0-1 12,442
 Nov. 3 Kansas City at Chivas USA 0-0 19,711
(Kansas City Wizards win on aggregate 1-0)

Houston Dynamo (2W) vs. FC Dallas (3W)
 Oct. 27 Houston at FC Dallas 0-1 12,537
 Nov. 2 FC Dallas at Houston 1-4 (OT) 30,088
(Houston Dynamo win on aggregate 4-2)

EASTERN CONFERENCE CHAMPIONSHIP
 Nov. 8 Chicago at New England 0-1 10,317

WESTERN CONFERENCE CHAMPIONSHIP
 Nov. 10 Kansas City at Houston 0-2 30,972

MLS CUP 2007
 RFK Memorial Stadium – Washington, D.C.
 Nov. 18 Houston vs. New England 2-1 39,859

2006 MAJOR LEAGUE SOCCER PLAYOFF RESULTS

EASTERN CONFERENCE SEMIFINALS

D.C. United (1E) vs. New York Red Bulls (4E)
 Oct. 21 D.C. United at New York 1-0 8,630
 Oct. 29 New York at D.C. United 1-1 21,455
(D.C. United win on aggregate 2-1)

New England Revolution (2E) vs. Chicago Fire (3E)
 Oct. 22 New England at Chicago 0-1 10,217
 Oct. 28 Chicago at New England 1-2 (OT) 9,372
(aggregate 2-2; Revolution win on penalty kicks 4-2)

WESTERN CONFERENCE SEMIFINALS

FC Dallas (1W) vs. Colorado Rapids (4W)
 Oct. 21 FC Dallas at Colorado 2-1 4,176
 Oct. 28 Colorado at FC Dallas 3-2 (OT) 15,486
(aggregate 4-4; Rapids win on penalty kicks 5-4)

Houston Dynamo (2W) vs. Chivas USA (3W)
 Oct. 22 Houston at Chivas USA 1-2 15,110
 Oct. 29 Chivas USA at Houston 0-2 17,440
(Dynamo win on aggregate 3-2)

EASTERN CONFERENCE CHAMPIONSHIP
 Nov. 5 New England at D.C. United 1-0 19,552

WESTERN CONFERENCE CHAMPIONSHIP
 Nov. 5 Colorado at Houston 1-3 23,107

MLS CUP 2006
 Pizza Hut Park – Frisco, Texas
 Nov. 12 Houston vs. New England 1-1 22,427
Houston Dynamo win on penalty kicks 4-3



2005 MAJOR LEAGUE SOCCER PLAYOFF RESULTS

EASTERN CONFERENCE SEMIFINALS

New England Revolution (1E) vs. MetroStars (4E)
 Oct. 22 New England at MetroStars 0-1 10,003
 Oct. 29 MetroStars at New England 1-3 9,581
(Revolution win on aggregate 3-2)

D.C. United (2E) vs. Chicago Fire (3E)
 Oct. 21 D.C. United at Chicago Fire 0-0 11,463
 Oct. 30 Chicago Fire at D.C. United 4-0 20,089
(Fire win on aggregate 4-0)

WESTERN CONFERENCE SEMIFINALS

S.J. Earthquakes (1W) vs. L.A. Galaxy (4W)
 Oct. 23 San Jose at Los Angeles 1-3 17,466
 Oct. 29 Los Angeles at San Jose 1-1 17,824
(Galaxy win on aggregate 4-2)

FC Dallas (2W) vs. Colorado Rapids (3W)
 Oct. 22 FC Dallas at Colorado 0-0 9,625
 Oct. 29 Colorado at FC Dallas 2-2 10,104
(aggregate 2-2; Rapids win on penalty kicks 5-4)

EASTERN CONFERENCE CHAMPIONSHIP
 Nov. 6 Chicago at New England 0-1 18,118

WESTERN CONFERENCE CHAMPIONSHIP
 Nov. 5 Los Angeles at Colorado 2-0 12,789

MLS CUP 2005
 Pizza Hut Park – Frisco, Texas
 Nov. 13 Los Angeles vs. New England 1-0 21,193

2004 MAJOR LEAGUE SOCCER PLAYOFF RESULTS

EASTERN CONFERENCE SEMIFINALS

Columbus Crew (1E) vs. New England Revolution (4E)
 Oct. 23 Columbus at New England 0-1 5,679
 Oct. 31 New England at Columbus 1-1 15,224
(Revolution win on aggregate 2-1)

D.C. United (2E) vs. MetroStars (3E)
 Oct. 23 D.C. United at MetroStars 2-0 11,161
 Oct. 30 MetroStars at D.C. United 0-2 15,763
(United win on aggregate 4-0)

WESTERN CONFERENCE SEMIFINALS

K.C. Wizards (1W) vs S.J. Earthquakes (4W)
 Oct. 24 Kansas City at San Jose 0-2 8,659
 Oct. 30 San Jose at Kansas City 0-3 10,022
(Wizards win on aggregate 3-2)

Los Angeles Galaxy (2W) vs. Colorado Rapids (3W)
 Oct. 22 Los Angeles at Colorado 0-1 8,028
 Oct. 30 Colorado at Los Angeles 0-2 20,026
(Galaxy win on aggregate 2-1)

EASTERN CONFERENCE CHAMPIONSHIP
 Nov. 6 New England at D.C. United 3-3 (aet) 21,101
United win 4-3 on penalty kicks

WESTERN CONFERENCE CHAMPIONSHIP
 Nov. 5 Los Angeles at Kansas City 0-2 11,931

MLS CUP 2004
 The Home Depot Center – Carson, Calif.
 Nov. 14 D.C. United vs. Kansas City 3-2 25,797



2003 MAJOR LEAGUE SOCCER PLAYOFF RESULTS

WESTERN CONFERENCE SEMIFINALS

S.J. Earthquakes (1W) vs. L.A. Galaxy (4W)
 Nov. 1 San Jose at Los Angeles 0-2 20,201
 Nov. 9 Los Angeles at San Jose 2-5 (OT) 14,145
(Earthquakes win on aggregate 5-4)

Kansas City Wizards (2W) vs. Colorado Rapids (3W)
 Nov. 4 Kansas City at Colorado 1-1 15,202
 Nov. 8 Colorado at Kansas City 0-2 10,712
(Wizards win on aggregate 3-1)

EASTERN CONFERENCE SEMIFINALS

Chicago Fire (1E) vs. D.C. United (4E)
 Nov. 1 Chicago at D.C. United 2-0 15,202
 Nov. 9 D.C. United at Chicago 0-2 15,312
(Fire win on aggregate 4-0)

New England Revolution (2E) vs. MetroStars (3E)
 Nov. 1 New England at MetroStars 2-0 10,211
 Nov. 9 MetroStars at New England 1-1 14,823
(Revolution win on aggregate 3-1)

EASTERN CONFERENCE FINAL

Nov. 14 New England at Chicago 0-1 (OT) 14,610

WESTERN CONFERENCE FINAL

Nov. 15 Kansas City at San Jose 2-3 (OT) 16,108

MLS CUP 2003

The Home Depot Center – Carson, Calif.
 Nov. 14 San Jose vs. Chicago 4-2 27,000

2002 MAJOR LEAGUE SOCCER PLAYOFF RESULTS

MLS CUP PLAYOFF QUARTERFINALS

Los Angeles Galaxy (1) vs. Kansas City Wizards (8)
 Sept. 25 Kansas City at Los Angeles 2-3 14,585
 Sept. 28 Los Angeles at Kansas City 1-4 9,484
 Oct. 2 Kansas City at Los Angeles 2-5 14,713
(Galaxy win series 6 points to 3)

New England Revolution (2) vs. Chicago Fire (7)
 Sept. 26 Chicago at New England 0-2 6,306
 Sept. 29 New England at Chicago 1-2 9,434
 Oct. 2 Chicago at New England 0-2 6,954
(Revolution win series 6 points to 3)

San Jose Earthquakes (3) vs. Columbus Crew (6)
 Sept. 25 Columbus at San Jose 2-1 8,069
 Sept. 28 San Jose at Columbus 1-2 13,004
(Crew win series 6 points to 0)

Dallas Burn (4) vs. Colorado Rapids (5)
 Sept. 25 Colorado at Dallas 2-4 6,360
 Sept. 28 Dallas at Colorado 0-1 9,637
 Oct. 2 Colorado at Dallas 1-1 8,008
(Series tied 4-4 on points; Colorado wins series tiebreaker after Game Three)

MLS CUP PLAYOFF SEMIFINALS

Los Angeles (1) vs. Colorado Rapids (5)
 Oct. 5 Colorado at Los Angeles 0-4 24,742
 Oct. 9 Los Angeles at Colorado 1-0 12,367
(Galaxy win series 6 points to 0)

New England Revolution (2) vs. Columbus Crew (6)
 Oct. 6 Columbus at New England 0-0 11,387
 Oct. 9 New England at Columbus 1-0 10,245
 Oct. 12 Columbus at New England 2-2 9,216
(Revolution win series 5 points to 2)

MLS CUP 2002

Gillette Stadium – Foxborough, Mass.
 Oct. 20 Los Angeles vs. New England 1-0 (OT) 61,216



2001 MAJOR LEAGUE SOCCER PLAYOFF RESULTS

MLS CUP PLAYOFF QUARTERFINALS

Miami Fusion (No. 1) vs. Kansas City Wizards (No. 8)
 Sept. 22 Kansas City at Miami 0-2 6,281
 Sept. 26 Miami at Kansas City 0-3 5,803
 Sept. 29 Kansas City at Miami 1-2 8,119
(Miami wins series 6 points to 3)

Chicago Fire (No. 2) vs. Dallas Burn (No. 7)
 Sept. 20 Dallas at Chicago 0-2 8,314
 Sept. 23 Chicago at Dallas 1-1 (OT) 17,149
 Sept. 29 Dallas at Chicago 0-2 12,811
(Chicago wins series 7 points to 1)

Los Angeles Galaxy (No. 3) vs. MetroStars (No. 6)
 Sept. 23 MetroStars at Los Angeles 1-1 (OT) 11,580
 Sept. 26 Los Angeles at MetroStars 1-4 12,817
 Sept. 29 MetroStars at Los Angeles 2-3 6,154
(Series tied 4-4 on points; Los Angeles wins series tiebreaker after Game Three)

Columbus Crew (No. 4) vs. S.J. Earthquakes (No. 5)
 Sept. 22 San Jose at Columbus 3-1 20,883
 Sept. 26 Columbus at San Jose 0-3 10,419
(San Jose wins series 6 points to 0)

MLS CUP PLAYOFF SEMIFINALS

Chicago Fire (No. 2) vs. Los Angeles Galaxy (No. 3)
 Oct. 10 Los Angeles at Chicago 1-1 (OT) 10,388
 Oct. 13 Chicago at Los Angeles 0-1 (OT) 10,100
 Oct. 17 Los Angeles at Chicago 2-1 (OT) 8,320
(Los Angeles wins series 7 points to 1)

Miami Fusion (No. 1) vs. San Jose (No. 5)
 Oct. 10 San Jose at Miami 0-1 9,236
 Oct. 14 Miami at San Jose 0-4 16,119
 Oct. 17 San Jose at Miami 1-0 (OT) 11,242
(San Jose wins series 6 points to 3)

MLS CUP 2001

Columbus Crew Stadium – Columbus, Ohio
 Oct. 21 San Jose vs. Los Angeles 2-1 (OT) 21,626

2000 MAJOR LEAGUE SOCCER PLAYOFF RESULTS

MLS CUP PLAYOFF QUARTERFINALS

Los Angeles Galaxy vs. Tampa Bay Mutiny
 Sept. 14 Los Angeles at Tampa Bay 1-0 5,583
 Sept. 20 Tampa Bay at Los Angeles 2-5 13,851
(Los Angeles wins series 6 points to 0)

MetroStars vs. Dallas Burn
 Sept. 15 Dallas at MetroStars 1-2 (OT) 14,868
 Sept. 20 MetroStars at Dallas 2-1 7,555
(MetroStars win series 6 points to 0)

New England Revolution vs. Chicago Fire
 Sept. 15 New England at Chicago 1-2 10,476
 Sept. 19 Chicago at New England 1-2 10,723
 Sept. 22 New England at Chicago 0-6 5,972
(Chicago wins series 6 points to 3)

Colorado Rapids vs. Kansas City Wizards
 Sept. 16 Colorado at Kansas City 0-1 8,682
 Sept. 20 Kansas City at Colorado 0-0 (OT) 8,789
 Sept. 24 Colorado at Kansas City 2-3 4,156
(Kansas City wins series 7 points to 1)

MLS CUP PLAYOFF SEMIFINALS

Los Angeles Galaxy vs. Kansas City Wizards
 Sept. 29 Los Angeles at Kansas City 0-0 (OT) 11,815
 Oct. 3 Kansas City at Los Angeles 1-2 (OT) 20,849
 Oct. 6 Los Angeles at Kansas City 5-2 (0-1*) 8,320
(Kansas City wins series 5 points to 4 after overtime tiebreaker)*
**After regulation, both teams were tied in the series at four points each and a 20-minute overtime period which KC won 1-0)*

MetroStars vs. Chicago Fire
 Sept. 26 MetroStars at Chicago 0-3 7,141
 Sept. 30 Chicago at MetroStars 0-2 15,476
 Oct. 6 MetroStars at Chicago 2-3 10,133
(Chicago wins series 6 points to 3)

MLS CUP 2000

RFK Stadium – Washington, D.C.
 Oct. 15 Kansas City vs. Chicago 1-0 39,159



1999 MAJOR LEAGUE SOCCER PLAYOFF RESULTS

EASTERN CONFERENCE SEMIFINALS

D.C. United vs. Miami Fusion
 Oct. 16 Miami at D.C. United 0-2 18,011
 Oct. 24 D.C. United at Miami 0-0 (SO 3-2) 8,446
(D.C. United win series 2 games to 0)

Tampa Bay Mutiny at Columbus Crew
 Sept. 17 Tampa Bay at Columbus 0-2 9,188
 Sept. 22 Columbus at Tampa Bay 2-0 14,392
(Columbus win series 2 games to 0)

WESTERN CONFERENCE SEMIFINALS

Colorado Rapids vs. Los Angeles Galaxy
 Oct. 17 Colorado at Los Angeles 0-3 16,307
 Oct. 24 Los Angeles at Colorado 2-0 6,542
(Los Angeles win series 2 games to 1)

Chicago Fire vs. Dallas Burn
 Oct. 16 Chicago at Dallas 1-2 10,980
 Oct. 23 Dallas at Chicago 0-4 13,197
 Oct. 27 Chicago at Dallas 2-3 9,795
(Dallas win series 2 games to 1)

EASTERN CONFERENCE FINALS

D.C. United vs. Columbus Crew
 Oct. 31 Columbus at D.C. United 1-2 14,529
 Nov. 7 D.C. United at Columbus 1-5 12,778
 Nov. 13 Columbus at D.C. United 0-4 21,451
(D.C. United wins series 2 games to 1)

WESTERN CONFERENCE FINALS

Dallas Burn vs. Los Angeles Galaxy
 Sept. 31 Dallas at Los Angeles 1-2 17,372
 Nov. 7 Los Angeles at Dallas 2-2 (3-4 SO) 13,816
 Nov. 11 Dallas at Los Angeles 1-3 25,703
(Los Angeles win series 2 games to 1)

MLS CUP 1999

Foxboro Stadium – Foxborough, Mass.
 Nov. 21 D.C. United vs. Los Angeles 2-0 44,910

1998 MAJOR LEAGUE SOCCER PLAYOFF RESULTS

EASTERN CONFERENCE SEMIFINALS

Columbus Crew vs. MetroStars
 Sept. 30 MetroStars at Columbus 3-5 10,996
 Oct. 3 Columbus at MetroStars 1-1 (3-2 SO) 11,686
(Columbus win series 2 games to 0)

D.C. United vs. Miami Fusion
 Sept. 30 Miami at D.C. United 1-2 15,187
 Oct. 4 D.C. United at Miami 0-0 (3-2 SO) 13,128
(D.C. United win series 2 games to 0)

WESTERN CONFERENCE SEMIFINALS

Colorado Rapids vs. Chicago Fire
 Oct. 1 Colorado at Chicago 1-1 (2-3 SO) 12,610
 Oct. 4 Chicago at Colorado 1-0 6,582
(Chicago win series 2 games to 0)

Los Angeles Galaxy vs. Dallas Burn
 Oct. 1 Dallas at Los Angeles 1-6 10,047
 Oct. 4 Los Angeles at Dallas 3-2 8,130
(Los Angeles win series 2 games to 0)

EASTERN CONFERENCE FINALS

D.C. United vs. Columbus Crew
 Oct. 11 Columbus at D.C. United 0-2 17,755
 Oct. 18 D.C. United at Columbus 2-4 13,193
 Oct. 21 Columbus at D.C. United 0-3 21,453
(D.C. United win series 2 games to 1)

WESTERN CONFERENCE FINALS

Chicago Fire vs. Los Angeles Galaxy
 Oct. 10 Chicago at Los Angeles 1-0 25,107
 Oct. 16 Los Angeles at Chicago 1-1 (SO 1-2) 32,744
(Chicago win series 2 games to 0)

MLS CUP 1998

Rose Bowl – Pasadena, Calif.
 Oct. 25 Chicago vs. D.C. United 2-0 51,530



1997 MAJOR LEAGUE SOCCER PLAYOFF RESULTS

EASTERN CONFERENCE SEMIFINALS

Columbus Crew vs. Tampa Bay Mutiny
 Oct. 5 Columbus at Tampa Bay 2-1 8,272
 Oct. 8 Tampa Bay at Columbus 2-0 13,102
(Columbus wins series 2 games to 0)

New England Revolution vs. D.C. United
 Oct. 5 New England at D.C. United 1-4 12,540
 Oct. 8 D.C. United at New England 1-1 (4-3 SO) 16,233
(D.C. United win series 2 games to 0)

WESTERN CONFERENCE SEMIFINALS

Colorado Rapids vs. Kansas City Wizards
 Oct. 4 Colorado at Kansas City 3-0 10,174
 Oct. 8 Kansas City at Colorado 2-3 13,117
(Colorado wins series 2 games to 0)

Los Angeles Galaxy vs. Dallas Burn
 Oct. 5 Dallas at Los Angeles 0-0 (2-0 SO) 18,921
 Oct. 8 Los Angeles at Dallas 0-3 11,248
(Dallas wins series 2 games to 0)

EASTERN CONFERENCE FINALS

D.C. United vs. Columbus Crew
 Oct. 12 Columbus at D.C. United 2-3 11,820
 Oct. 15 D.C. United at Columbus 1-0 9,506
(D.C. United wins series 2 games to 0)

WESTERN CONFERENCE FINALS

Colorado Rapids vs. Dallas Burn
 Oct. 12 Colorado at Dallas 1-0 7,376
 Oct. 15 Dallas at Colorado 1-2 18,452
(Colorado wins series 2 games to 0)

MLS CUP 1997

RFK Stadium – Washington, D.C.
 Oct. 26 D.C. United vs. Colorado 2-1 57,431

1996 MAJOR LEAGUE SOCCER PLAYOFF RESULTS

EASTERN CONFERENCE SEMIFINALS

D.C. United vs. MetroStars
 Sept. 24 D.C. United at MetroStars 2-2 (6-5 SO) 14,416
 Sept. 27 MetroStars at D.C. United 0-1 21,442
 Oct. 2 MetroStars at D.C. United 1-2 20,423
(D.C. United win series 2 games to 1)

Tampa Bay Mutiny vs. Columbus Crew
 Sept. 25 Tampa Bay at Columbus 2-0 20,807
 Sept. 28 Columbus at Tampa Bay 2-1 13,009
 Oct. 2 Columbus at Tampa Bay 1-4 6,871
(Tampa Bay wins series 2 games to 1)

WESTERN CONFERENCE SEMIFINALS

Dallas Burn vs. Kansas City Wiz
 Sept. 26 Dallas at Kansas City 2-3 4,466
 Sept. 29 Kansas City at Dallas 1-2 10,125
 Oct. 2 Kansas City at Dallas 2-2 (3-2 SO) 9,802
(Kansas City wins series 2 games to 1)

Los Angeles Galaxy vs. San Jose Clash
 Sept. 26 Los Angeles at San Jose 0-1 17,209
 Sept. 29 San Jose at Los Angeles 0-2 27,833
 Oct. 2 San Jose at Los Angeles 0-2 30,231
(Los Angeles wins series 2 games to 1)

EASTERN CONFERENCE FINALS

Tampa Bay Mutiny vs. D.C. United
 Oct. 10 Tampa Bay at D.C. United 1-4 23,566
 Oct. 12 D.C. United at Tampa Bay 2-1 9,339
(D.C. United wins series 2 games to 0)

WESTERN CONFERENCE FINALS

Kansas City Wiz vs. Los Angeles Galaxy
 Oct. 10 Kansas City at Los Angeles 1-2 25,212
 Oct. 13 Los Angeles at Kansas City 1-1 (3-1 SO) 11,041
(Los Angeles wins series 2 games to 0)

MLS CUP 1996

Foxboro Stadium – Foxborough, Mass.
 Oct. 20 D.C. United vs. Los Angeles 3-2 (OT) 34,643

2014 MAJOR LEAGUE SOCCER SEASON NOTES

A NEW GOALSCORING KING

Landon Donovan of the LA Galaxy finished the 2014 regular season – his final season in Major League Soccer – as the undisputed all-time goalscoring leader.

Donovan scored goal No. 135 of his MLS league career on May 25, in a 4-1 win against Philadelphia Union at StubHub Center.

He finished the 2014 season with 10 goals – the eighth time in his 14-year MLS career he's scored double-digits in goals. Donovan is also the all-time leader for the U.S. national team in goals with 57.

MLS LEAGUE GOALS - ALL-TIME LEADERS

PLAYER	TEAM	GP	GOALS
Landon Donovan	LA*	334	144
Jeff Cunningham	CLB*	365	134
Jaime Moreno	DC*	340	133
Ante Razov	CHV*	262	114
Jason Kreis	RSL*	305	108
Dwayne De Rosario	TOR*	343	104
Taylor Twellman	NE	174	101
Edson Buddle	COL*	292	100
Chris Wondolowski	SJ*	198	93
Roy Lassiter	DC*	179	88
Carlos Ruiz	DC*	182	88

AND A NEW ASSIST KING

Landon Donovan also finished his final MLS season as the all-time leader in assists, with 136 for his MLS league career.

Donovan recorded the record-breaking assist on Oct. 4 in a 3-0 win against Toronto FC at StubHub Center, surpassing the total of Steve Ralston, set from 1996-2010.

Donovan ended the season with 19 assists, leading MLS, the second time in his career he's led the league in assists (also: 2010). It was his highest single-season total in his MLS career, and the seventh time he's recorded double-digits in assists. Donovan is also the all-time leader for the U.S. national team in assists (58)

MLS LEAGUE ASSISTS - ALL-TIME LEADERS

PLAYER	TEAM	GP	GOALS
Landon Donovan	LA*	334	136
Steve Ralston	NE*	378	135
Carlos Valderrama	COL*	175	114
Brad Davis	HOU*	338	112
Preki	KC*	242	112
Jaime Moreno	DC*	340	102
Marco Etcheverry	DC	191	101

SUPPORTERS' SHIELD WINNERS

Seattle Sounders FC won the Supporters' Shield for the first time in club history, following the league's regular season title with the U.S. Open Cup won earlier in the year. A look at how the Supporters' Shield winners have done in the MLS Cup Playoffs:

YEAR	W-L-T	PTS	GF	GA	Playoff Result
TAMPA BAY MUTINY					
1996	20-12-0	58	66	51	East Finals
D.C. UNITED					
1997	21-11-0	55	70	53	MLS Cup Champion
LOS ANGELES GALAXY					
1998	24-8-0	68	85	44	West Finals
D.C. UNITED					
1999	23-9-0	57	65	43	MLS Cup Champion
KANSAS CITY WIZARDS					
2000	16-7-9	57	47	29	MLS Cup Champion
MIAMI FUSION FC					
2001	16-5-5	53	57	36	Semifinals
LOS ANGELES GALAXY					
2002	16-9-3	51	44	33	MLS Cup Champion
CHICAGO FIRE					
2003	15-7-8	53	53	43	MLS Cup Runner-up
COLUMBUS CREW					
2004	12-5-13	49	40	32	Quarterfinals
SAN JOSE EARTHQUAKES					
2005	18-4-10	64	53	31	Quarterfinals
D.C. UNITED					
2006	15-7-10	55	52	38	Semifinals
2007	16-7-7	55	56	34	Quarterfinals
COLUMBUS CREW					
2008	17-7-6	57	50	36	MLS Cup Champion
2009	13-7-10	49	41	31	Quarterfinals
LOS ANGELES GALAXY					
2010	18-7-5	59	44	26	Semifinals
2011	19-5-10	67	48	28	MLS Cup Champion
SAN JOSE EARTHQUAKES					
2012	19-6-9	66	72	43	Quarterfinals
NEW YORK RED BULLS					
2013	17-9-8	59	58	41	Quarterfinals
SEATTLE SOUNDERS FC					
2014	20-10-4	64	65	50	?????

ANOTHER NEW GOALSCORING KING

With his two goals on the final day of the regular season, Bradley Wright-Phillips of the New York Red Bulls Wondolowski tied the MLS all-time single-season goalscoring record, the third player to have scored 27 goals in a season. Roy Lassiter had held the record from the league's inaugural season when he scored 27 times for the Tampa Bay Mutiny, until San Jose Earthquakes striker Chris Wondolowski scored 27 goals in 34 games in the 2012 season.

GOALS IN A SINGLE SEASON

YEAR	PLAYER	TEAM	GP	GOALS
1996	Roy Lassiter	TB	30	27
2012	Chris Wondolowski	SJ	32	27
2014	Bradley Wright-Phillips	NY	32	27
1998	Stern John	CLB	27	26
2000	Mamadou Diallo	TB	28	26
2002	Carlos Ruiz	LA	26	24

HITTING FOR THE BIG 2-0

For the fourth time in MLS history, and the second time since the league expanded beyond 10 teams (both coming in the last two years), there were multiple players with more than 20 goals. Bradley Wright-Phillips of the New York Red Bulls won the MLS Golden Boot with a single-season record-tying 27 goals, outpacing Dom Dwyer (Sporting Kansas City), who netted 22 times.

In the league's inaugural season of 1996, Roy Lassiter (Tampa Bay, 27), Raúl Diaz Arce (D.C. United, 23) and Eduardo Hurtado (Los Angeles Galaxy, 21) each scored more than 20 goals. In 2002, Carlos Ruiz (LA Galaxy, 24) and Taylor Twellman (New England Revolution, 23) also staged a thrilling battle for the MLS Golden Boot. After this season, 15 players have now scored 20 goals or more in a single MLS campaign.

20+ GOALS IN A SINGLE SEASON

YEAR	PLAYER	TEAM	GP	GOALS
1996	Roy Lassiter	TB	30	27
2012	Chris Wondolowski	SJ	32	27
2014	Bradley Wright-Phillips	NY	32	27
1998	Stern John	CLB	27	26
2000	Mamadou Diallo	TB	28	26
2002	Carlos Ruiz	LA	26	24
2002	Taylor Twellman	NE	28	23
1996	Raul Diaz Arce	DC	28	23
2013	Camilo Sanvezzo	VAN	32	22
2014	Dom Dwyer	KC	33	22
2013	Mike Magee	CHI*	32	21
1996	Eduardo Hurtado	LA	26	21
2007	Luciano Emilio	DC	29	20
2008	Landon Donovan	LA	25	20
2013	Marco Di Vaio	MTL	33	20

KEEPING IT CLEAN

Nick Rimando of Real Salt Lake became the league's all-time leader in shutouts by goalkeepers, recording the 113th clean sheet of his MLS league career in a 3-0 win against D.C. United on Aug. 9 at Rio Tinto Stadium.

Rimando finished the season with seven shutouts, missing a month while with the U.S. national team for the 2014 FIFA World Cup in Brazil.

MLS ALL-TIME LEADERS IN SHUTOUTS

PLAYER	TEAM	GP	SHO
Nick Rimando	RSL*	370	115
Kevin Hartman	NY*	416	112
Joe Cannon	VAN*	342	86
Jon Busch	SJ*	297	82
Zach Thornton	CHV*	282	76

SUPPORTERS' SHIELD DECIDED LATE

For the seventh time in MLS history, the Supporters' Shield was decided in the final game of the season for the final teams involved. But in 2014, it was decided for the first time in a meeting of the teams still in contention for the best overall record in MLS, when Seattle Sounders FC defeated the LA Galaxy 2-0 to claim the honor.

Only on one occasion has one team overtaking another to claim the Shield – in 2001, when Miami Fusion FC overtook the Chicago Fire in the final round of games played to secure the best overall record (by virtue of better head-to-head record in the regular season).

On each other occasion, the team leading the Shield race into the final round of matches held onto that placing: 2000 (Kansas City Wizards), 2004 (Columbus Crew), 2009 (Columbus Crew), 2010 (LA Galaxy), 2013 (New York Red Bulls).

On three other occasions, two teams were within three points of the top spot entering the final round of matches, but on each occasion the teams holding the advantage had already clinched the tiebreaker (2007, D.C. United; 2006, D.C. United; 2003, Chicago Fire).

WORST-TO-FIRST TURNAROUND

D.C. United achieved the single greatest turnaround in an MLS season, going from 16 points in 2014 to 59 points in 2015, a turnaround of 43 points. The previous mark was a 39-point turnaround completed by the MetroStars from 1999 (15 points) to 2000 (54 points).

In addition, United had a 75-point swing from the 2012 to 2014 seasons, going from 50 points to 16 from 2012-13 (minus-32) before the 43-point jump this season – by far the largest two-season swing in MLS history.

	GP	W	L	T	PTS	GF	GA
D.C. UNITED							
2013	34	3	24	7	16	22	59
2014	34	17	9	8	59	52	37

METROSTARS

1999	32	7	25	0	15	32	64
2000	32	17	12	3	54	64	56

KANSAS CITY WIZARDS

1999	32	8	24	0	20	33	53
2000	32	16	7	9	57	47	29

NEW YORK RED BULLS

2009	30	5	19	6	21	27	47
2010	30	15	9	6	51	38	29

SAN JOSE EARTHQUAKES

2011	34	8	12	14	38	40	45
2012	34	19	6	9	66	72	43

SETTING A WINNING STANDARD

Seattle Sounders FC became the first team since ties were introduced in Major League Soccer – the first since the end of the shootout era – to record 20 victories in a single season. Sounders FC won 20 games, tied for sixth-most in MLS history, but the first since the 1999 season to hit the total in victories.

WINS (ALL GAMES)	W	L	T	PTS	PCT
1998 D.C. United	24	8	0	58	.750
1998 Los Angeles Galaxy	24	8	0	68	.750
1999 D.C. United	23	9	0	57	.719
1997 D.C. United	21	11	0	55	.656
1997 Kansas City Wizards	21	11	0	49	.656
1996 Tampa Bay Mutiny	20	12	0	58	.625
1998 Chicago Fire	20	12	0	56	.625
1999 Colorado Rapids	20	12	0	48	.625
1999 Los Angeles Galaxy	20	12	0	54	.625
2014 Seattle Sounders FC	20	10	4	64	.647

A REGULAR FIXTURE

Real Salt Lake qualified for the MLS Cup Playoffs for a seventh consecutive season, matching the third-longest streak of reaching the postseason in MLS history – and the longest since the expansion era began with the addition of RSL and Chivas USA in 2005.

The other three streaks of seven seasons or more all contained years when 10 teams were in MLS (and eight qualified for the postseason).

TEAM	#	START	STOP
Los Angeles Galaxy	10	1996	2005
New England Revolution	8	2002	2009
FC Dallas	7	1996	2002
Real Salt Lake	7	2008	current

LORDS OF THE DRAW

The Chicago Fire set an MLS record when they played to 18 draws over the course of the 2014 season.

The Fire also set a record when they became the first team ever in the league to garner as many points through draws (18), than they did through victories (6, for 18 points).

MOST DRAWS IN SINGLE SEASON

	GP	W	L	T
2014 Chicago Fire	34	6	10	18
2011 New York Red Bulls	34	10	8	16
2011 Chicago Fire	34	9	9	16
2013 Portland Timbers	34	14	5	15
2011 Philadelphia Union	34	11	8	15
2011 Toronto FC	34	6	13	15
2010 FC Dallas	30	12	4	14
2011 Houston Dynamo	34	12	9	13
2011 Colorado Rapids	34	12	9	13
2004 Columbus Crew	30	12	5	13
2006 Houston Dynamo	32	11	8	13
2006 Chivas USA	32	10	9	13
2009 D.C. United	30	9	8	13
2011 New England Revolution	34	5	16	13

TROUBLES ON THEIR TRAVELS

The Montréal Impact became the sixth team in MLS history to go through an entire league campaign without winning on the road, the third team in the last four seasons (and second in as many years) to do it.

WINS (ROAD GAMES)	W	L	T	PTS	PCT
2003 Los Angeles Galaxy	0	9	6	6	.200
2005 Real Salt Lake	0	14	2	2	.063
2009 New York Red Bulls	0	13	2	2	.067
2011 Vancouver Whitecaps FC	0	12	5	5	.147
2013 D.C. United	0	14	3	3	.088
2014 Montreal Impact	0	12	5	5	.147

A HEAVY LOSS

When the LA Galaxy defeated the Colorado Rapids 6-0 on Sept. 5 at StubHub Center, it matched the third heaviest defeat in MLS history, and the largest margin of victory in five years.

The six goals scored by the Galaxy are tied for fourth-most by a single team in one game, achieved last in the 2012 campaign.

ALL-TIME LARGEST MARGIN OF VICTORY - GAME					
#	Teams	Date	Score		
7	LA	06/04/1998	LA 8 at DAL	1	
7	CHI	07/04/2001	CHI 7 at KC	0	
6	KC	06/20/1999	KC 6 vs MET	0	
6	NY	08/26/2006	NY 6 vs RSL	0	
6	RSL	04/25/2009	RSL 6 vs NE	0	
6	DAL	08/01/2009	DAL 6 vs KC	0	
6	LA	09/05/2014	LA 6 vs COL	0	

FIRING BLANKS

Chivas USA were shut out on the attacking end 14 times in 2013, equaling the sixth-most ever for a team over an MLS season, and two shy of the club record set two years ago.

MOST TIMES SHUT OUT IN ONE SEASON

2010	D.C. United	17
2012	Chivas USA	16
2013	D.C. United	17
2007	Toronto FC	15
2009	New York	15
1999	Kansas City	14
2014	Chivas USA	14

FREE HAT WITH EVERY PURCHASE

Bradley Wright-Phillips hit for three hat tricks this season, matching the MLS single-season record set three times previously. Wright-Phillips scored three goals April 23 vs. Houston, May 10 vs. Chicago, and Sept. 20 vs. Seattle.

HAT TRICKS IN A SINGLE SEASON

3	NY	Bradley Wright-Phillips	2014
3	CLB	Stern John	1998
3	LA	Cobi Jones	1998
3	MIA	Diego Serna	2000

In addition, Wright-Phillips moved into the all-time leaderboard for hat tricks for his MLS career, two behind record-holders Stern John and Diego Serna.

CAREER HAT TRICKS

5	Stern John
5	Diego Serna
4	Edson Buddle
4	Mamadou Diallo
4	Landon Donovan
4	Cobi Jones
4	Chris Wondolowski
3	Conor Casey
3	Dwayne De Rosario
3	Amado Guevara
3	Eduardo Hurtado
3	Alvaro Saborio
3	Taylor Twellman
3	Bradley Wright-Phillips

PACKING 'EM IN

Major League Soccer set a new all-time attendance record in 2014. More than 6.1 million people – an average of 19,147 per game – attended the 323 regular season games, the first time the league has drawn an average of better than 19,000 for a season.

A look at the top five seasons by attendance:

TOP SINGLE-SEASON MLS ATTENDANCES

SEASON	GAMES	ATTENDANCE	AVERAGE
2014	323	6,184,350	19,147
2012	323	6,074,729	18,807
2013	323	6,005,991	18,594
2011	306	5,468,849	17,872
1996	160	2,785,001	17,406

IN FOR THE LONG HAUL

Two of the longest-serving members in Major League Soccer have announced their retirements following the 2014 season – the LA Galaxy's Landon Donovan and the Chicago Fire's Logan Pause.

The duo figures prominently in the list of players who have played the most games for a single club in Major League Soccer history. Jaime Moreno – who played 329 games with D.C. United – leads the list. Pause finishes his career having played each one of his 285 league matches with the Fire, fourth on the all-time list. Donovan has played 247 matches with the Galaxy, ninth-most on the list.

The list of most MLS games with a single team:

MOST GAMES, SINGLE TEAM (REGULAR SEASON ONLY)

GAMES	PLAYER (TEAM)
329	Jaime Moreno (DC)
306	Cobi Jones (LA)
296	C.J. Brown (CHI)
285	Logan Pause (CHI)
261	Shalrie Joseph (NE)
254	Matt Reis (NE)
253	Chad Marshall (CLB)
250	Ramiro Corrales (SJ)
247	Landon Donovan (LA)
247	Jason Kreis (DAL)

SCORE A GOAL, BE A HERO

When Erick Torres scored the game-winning goal in four consecutive matches, for Chivas USA from June 28-July 12, he joined a list of three other players to have achieved that feat.

CONSECUTIVE GAMES WITH GAME-WINNING GOAL

4	CHV Erick Torres	6/28/2014	7/12/2014
4	LA Edson Buddle	3/27/2010	4/17/2010
4	NE Clint Dempsey	4/09/2005	4/30/2005
4	LA Carlos Ruiz	8/31/2002	9/21/2002

FROM 12 YARDS OUT

The Colorado Rapids became the first team in MLS history to be awarded five penalty kicks over three games, from March 15-29 when they faced the New York Red Bulls, Portland Timbers and Sporting Kansas City.

The first five Colorado goals this season were all scored as a result of the penalties – four from the spot kicks, and one from a rebound.

A team has won penalty kicks in four consecutive games just once – when the Rapids were awarded five penalty kicks over four contests from Sept. 27-Oct. 19, 2008 (converting three).

NEWS 'N NOTES

FASTEST RED CARD: When Colorado Rapids goalkeeper Joe Nasco was sent off in the first minute of the match Sept. 5 vs. the LA Galaxy, it was the earliest red card from the start of a match in MLS history. In 2009, New York Red Bulls defender Carlos Johnson was ejected in the second minute of a 1-0 loss to the Kansas City Wizards for the previous record.

FASTEST GOAL AFTER COMING ON: On Sept. 5, Álvaro Saborío came on the field as a substitute – and within seconds scored a goal. Officially, the span between his entrance and scoring the goal was 18 seconds, the quickest span between coming onto the field and scoring since the exact timing has been available (the 2001 season).

It was the 43rd time in MLS history a substitute had scored a goal in the same minute when he entered, or within one minute of having entered the game. Saborío officially entered the game in the 76th minute, and the goal was credited in the 77th minute.

Then on Oct. 11, Kris Tyrpak scored just 22 seconds after he came on as a substitute, when he netted for Chivas USA against Colorado. It matched the second-quickest in MLS history (Fabian Espíndola also scored 22 seconds after coming on for New York a season ago).

A HOT STREAK: Chivas USA Erick Torres scored a goal in six consecutive games from June 8-July 20. That streak was one game shy of the MLS record set by Raúl Díaz Arce (1997), Wolde Harris (2000) and Carlos Ruiz (2006). It was the 15th time in league annals a player had scored in six games in a row.

SHOWN THE DOOR: FC Dallas had 10 players sent off during the 2014 season, the second-most in a single season in MLS history. The single-season record is 11, by New York in 2000.



2014 MLS PLAYERS OF THE WEEK

2014 MLS PLAYERS OF THE MONTH

Week 1: Nick Rimando (Real Salt Lake)
Week 2: Jermain Defoe (Toronto FC)
Week 3: Bernardo Añor (Columbus Crew)
Week 4: Graham Zusi (Sporting Kansas City)
Week 5: Clint Dempsey (Seattle Sounders)
Week 6: Clint Dempsey (Seattle Sounders)
Week 7: Nick Rimando (Real Salt Lake)
Week 8: Bradley Wright-Phillips (New York Red Bulls)
Week 9: Joao Plata (Real Salt Lake)
Week 10: Harry Shipp (Chicago Fire)
Week 11: Federico Higuain (Columbus Crew)
Week 12: Landon Donovan (LA Galaxy)
Week 13: Deshorn Brown (Colorado Rapids)
Week 14: Fanendo Adi (Portland Timbers)
Week 15: Luis Silva (D.C. United)
Week 16: Jack McInerney (Montreal Impact)
Week 17: Erick Torres (Chivas USA)
Week 18: Thierry Henry (New York Red Bulls)
Week 19: Benny Feilhaber (Sporting Kansas City)
Week 20: Yannick Djalo (San Jose Earthquakes)
Week 21: Robbie Keane (LA Galaxy)
Week 22: Chris Schuler (Real Salt Lake)
Week 23: Tesho Akindele (FC Dallas)
Week 24: Obafemi Martins (Seattle Sounders FC)
Week 25: Landon Donovan (LA Galaxy)
Week 26: Landon Donovan (LA Galaxy)
Week 27: Blas Perez (FC Dallas)
Week 28: Bradley Wright-Phillips (New York Red Bulls)
Week 29: Landon Donovan (LA Galaxy)
Week 30: Sebastian Fernandez (Vancouver Whitecaps)
Week 31: Diego Valeri (Portland Timbers)
Week 32: Lee Nguyen (New England Revolution)
Week 33: Marco Pappa (Seattle Sounders FC)

March: Mauro Diaz, FC Dallas
April: Clint Dempsey, Seattle Sounders FC
May: Dom Dwyer, Sporting Kansas City
June: Eric Kronberg, Sporting Kansas City
July: Benny Feilhaber, Sporting Kansas City
August: Landon Donovan, LA Galaxy
September: Obafemi Martins, Seattle Sounders



COLUMBUS CREW

2014 RECORD

	GP	W-L-T	PTS	GF	GA
Crew	34	14-10-10	52	52	42

RECORD at COLUMBUS CREW STADIUM

	GP	W-L-T	PTS	GF	GA
	17	9-4-4	31	27	15

RECORD on road

	GP	W-L-T	PTS	GF	GA
	17	5-6-6	21	25	27

RECORD at the half

	W	L	T
LEADING	9	0	3
TIED	3	4	4
TRAILING	2	6	3

RECORD with the first goal

	W	L	T
SCORING	11	1	2
CONCEDING	3	9	6

TEAM COMPARISONS

	FOR	AGAINST
GOALS SCORED	1.53 (7th)	1.24 (6th)
TOTAL SHOTS	13.94 (4th)	12.32 (13th)
SHOTS ON GOAL	4.74 (7th)	4.50 (10th)
SHOOTING ACCURACY	34.0% (14th)	36.5% (8th)
SCORING %AGE	11.0% (8th)	10.0% (14th)
FOULS	12.09 (15th)	11.50 (14th)
CORNER KICKS	5.21 (5th)	5.24 (4th)
OFFSIDE	2.59 (6th)	2.68 (5th)

GOALS SCORED IN GAME

GP	0	1	2	3	4+	TOT	AVG
34	7	10	10	6	1	52	1.53

GOALS ALLOWED IN GAME

GP	0	1	2	3	4+	TOT	AVG
34	8	15	7	3	1	42	1.24

GOALS BY INTERVALS

TOT	0-15	16-30	31-45+	46-60	61-75	76-90+
FOR	52	4	8	10	10	5
AGAINST	42	4	4	9	9	5

WHERE THE GOALS COME FROM

	FOR	AGAINST
GOALS SCORED	52	42
MINUTES PER GOAL	59	73

HOW SCORED

RIGHT FOOT	35	24
LEFT FOOT	9	9
HEADERS	7	9
OTHER	1	0

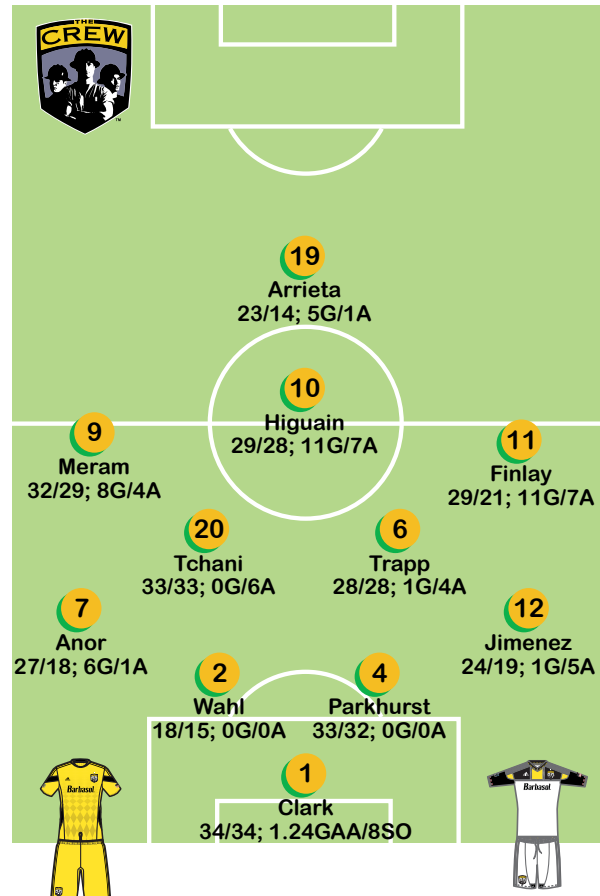
TYPE OF PLAY

OPEN PLAY	31	22
CROSS	7	5
CORNER	5	5
REBOUND	0	2
PENALTIES	6	2
DIRECT FROM FREE KICK	2	0
FREE KICK (INDIRECT)	0	4
OWN GOALS	1	2

DISTANCE

INSIDE GOAL AREA	3	9
INSIDE PENALTY AREA	38	30
OUTSIDE PENALTY AREA	11	3

PRIMARY TEAM





COLUMBUS CREW

No.	Player	Pos	Ht	Wt	Birthdate	Birthplace	2014				CAREER				
							GP	GS	G	A	GP	GS	G	A	
1	Steve Clark	GK	6-2	192	04/14/1986	Mason, MI	34	34	0	0	34	34	0	0	
MLS Season: 1. Last club: Honefoss BK (Norway)															
2	Tyson Wahl	DF	6-2	183	02/23/1984	Newport Beach, CA	18	15	0	0	129	113	1	5	
MLS Season: 9. Last club: Colorado Rapids															
3	Josh Williams	DF	6-2	192	04/18/1988	Canton, OH	14	13	0	1	71	65	4	4	
MLS Season: 3. Last club: Cleveland (PDL)															
4	Michael Parkhurst	DF	5-11	159	01/24/1984	Providence, RI	33	32	0	0	148	147	1	1	
MLS Season: 5. Last club: Augsburg (Germany)															
5	Emanuel Pogatzetz	DF	6-3	198	01/16/1983	Graz, Austria	2	0	0	0	2	0	0	0	
MLS Season: 1. Last club: FC Nurnberg (Germany). International: Austria															
6	Tony Tchani	MF	6-4	185	04/13/1989	Dovala, Cameroon	33	33	0	6	119	91	4	12	
MLS Season: 5. Last club: Toronto FC															
7	Bernardo Anor	MF	6-1	178	05/24/1988	Caracas, Venezuela	27	18	6	1	71	48	12	3	
MLS Season: 4. 2011 SuperDraft: Round 3, Pick 48 (South Florida)															
9	Justin Meram	MF	6-1	165	12/04/1988	Shelby Township, MI	32	19	8	4	90	43	13	8	
MLS Season: 4. 2011 SuperDraft: Round 1, Pick 15 (Michigan)															
10	Federico Higuain	FW	5-8	165	10/24/1984	Buenos Aires, Argentina	29	28	11	7	71	68	27	23	
Designated Player. MLS Season: 3. Last club: Club Atletico Colon (Argentina)															
11	Daniel Paladini	MF	5-9	164	11/11/1984	Van Nuys, CA	4	3	0	0	70	38	5	6	
MLS Season: 5. Last club: Chicago Fire															
12	Hector Jimenez	MF	5-9	140	11/03/1988	Huntington Park, CA	24	19	1	5	67	47	5	11	
MLS Season: 4. Last club: Los Angeles Galaxy															
13	Ethan Finlay	FW	5-9	160	08/06/1990	Duluth, MN	29	21	11	7	63	27	11	7	
MLS Season: 3. 2012 SuperDraft: Round 1, Pick 10 (Creighton)															
14	Waylon Francis	DF	5-9	160	09/20/1990	Puerto Limon, Costa Rica	24	24	0	6	24	24	0	6	
MLS Season: 4. Last club: CS Herediano (Costa Rica). International: Costa Rica															
16	Eric Gehrige	DF	6-1	175	12/25/1987	Harvey, IL	20	14	0	0	46	32	0	1	
MLS Season: 4.															
17	Ben Speas	MF	5-8	155	01/17/1991	Stow, OH	13	8	1	3	33	19	2	4	
Homegrown Player. MLS Season: 3.															
18	Aaron Schoenfeld	FW	6-4	190	04/17/1990	Knoxville, TN	15	7	3	1	34	13	4	3	
MLS Season: 3.															
19	Jairo Arrieta	FW	5-9	150	08/25/1983	Nicoya, Costa Rica	23	14	5	1	67	53	17	9	
MLS Season: 3. Last club: Deportivo Saprissa (Costa Rica). International: Costa Rica															
20	Wil Trapp	MF	5-8	150	01/15/1993	Columbus, OH	28	28	1	4	44	44	1	5	
Homegrown Player. MLS Season: 2.															
21	Chad Barson	DF	5-10	170	02/25/1991	Columbus, OH	13	8	0	0	33	26	0	1	
Homegrown Player. MLS Season: 2.															
22	Ben Sweat	DF	6-2	175	09/04/1991	Palm Harbor, FL	0	0	0	0	0	0	0	0	
MLS Season: 1. 2014 SuperDraft: Round 1, Pick 14 (South Florida)															
23	Kevan George	MF	6-2	170	01/30/1990	Roxborough, Tobago	4	2	0	0	22	9	0	0	
MLS Season: 3. 2012 SuperDraft: Round 2, Pick 29 (Central Florida). International: Trinidad & Tobago															
24	Agustin Viana	MF	5-11	165	08/23/1983	Chicago, IL	4	4	1	0	24	24	1	0	
MLS Season: 2. Last club: Bella Vista (Uruguay)															
25	Romain Gall	MF	5-9	140	01/31/1995	Paris, France	3	0	0	0	3	0	0	0	
MLS Season: 1. Last club: FC Lorient (France)															
27	Ross Friedman	DF	5-9	155	01/08/1992	Columbus, OH	0	0	0	0	0	0	0	0	
Homegrown Player. MLS Season: 1.															
28	Matt Lampson	GK	6-3	200	09/06/1989	Cleveland, TN	0	0	0	0	16	14	0	0	
Homegrown Player. MLS Season: 3.															
29	Adam Bedell	FW	6-7	204	12/01/1991	Livonia, MI	16	7	2	0	16	7	2	0	
MLS Season: 1. 2014 SuperDraft: Round 3, Pick 45 (Detroit Mercy)															
30	Fifi Baiden	MF	5-7	151	11/11/1991	Accra, Ghana	1	0	0	0	1	0	0	0	
MLS Season: 1. 2014 SuperDraft: Round 3, Pick 42 (California-Santa Barbara)															
31	Matthew Wiet	DF	5-11	170	09/23/1990	Columbus, OH	0	0	0	0	0	0	0	0	
Homegrown Player. MLS Season: 1.															
33	Matt Walker	MF	5-6	150	09/16/1992	Cincinnati, OH	0	0	0	0	0	0	0	0	
Homegrown Player. MLS Season: 1.															
41	Brad Stuver	GK	6-3	180	04/16/1991	Mayfield, OH	0	0	0	0	0	0	0	0	
MLS Season: 1.															

HEAD COACH : Gregg Berhalter

08/01/1973

W14 L10 T10



COLUMBUS CREW PLAYOFF HISTORY

vs. Team	No. of Series	Series W-L	GP	W-L-T	OT	ShO	GF	GA	Last Mtg.	Round	Series Result
Chicago	1	1-0	1	1-0-0	0-0-0	0-0	2	1	2008	Semifinals	Won 1 games to 0
Colorado	2	0-2	3	1-3-0	1-1-0	0-0	2	3	2011	Wild Card	Lost 1 games to 0
D.C. United	3	0-3	8	2-6-0	0-0-0	0-0	12	18	1999	East Finals	Lost 2 games to 1
Kansas City	1	1-0	2	1-0-1	0-0-0	0-0	3	1	2008	Quarterfinals	Won 1 games to 0
New England	2	0-2	5	0-2-3	0-0-2	0-0	3	5	2004	Quarterfinals	Lost 1 games to 0
New York	2	2-0	3	3-0-0	0-0-0	1-0	9	5	2008	MLS Cup '08	Won MLS Cup '08
Real Salt Lake	1	0-1	2	0-2-0	0-0-0	0-0	2	4	2009	Quarterfinals	Lost 2 games to 0
San Jose	2	1-1	4	2-2-0	0-0-0	0-0	5	8	2002	Quarterfinals	Won 6 pts. to 0
Tampa Bay	3	2-1	7	5-2-0	0-0-0	0-0	11	8	1999	East Semifinals	Won 2 games to 0
TOTALS	17	7-10	35	15-17-4	1-1-2	1-0	49	53			

COLUMBUS CREW -- ALL-TIME POSTSEASON RESULTS

DATE	OPPONENT	RESULT	ATT.	W-L-T	RD.	GOALS:
09/25/1996	Tampa Bay	L 0-2	20,807	0-1-0	QTR	TB: Lassiter (82,87)
09/28/1996	at Tampa Bay	W 2-1	13,009	1-1-0	QTR	CLB: Paz (1) McBride (58); TB: Lassiter (26)
10/02/1996	at Tampa Bay	L 1-4	6,871	1-2-0	QTR	CLB: McBride (35); TB: Vasquez (3) Lassiter (41,58) Pittman (55)
10/05/1997	at Tampa Bay	W 2-1	8,272	1-0-0	QTR	CLB: Farrell (11) Wood (83); TB: Gilmar (35)
10/08/1997	Tampa Bay	W 2-0	13,102	2-0-0	QTR	CLB: McBride (43) Warzycha (73)
10/12/1997	at D.C. United	L 2-3	11,820	2-1-0	SEM	CLB: Farrell (57) Dooley (73); DC: Sanneh (9,45) Diaz Arce (29)
10/15/1997	D.C. United	L 0-1	9,506	2-2-0	SEM	DC: Diaz Arce (47)
09/30/1998	MetroStars	W 5-3	10,996	1-0-0	QTR	CLB: McBride (9,12) Smith (33) Farrell (38) John (58); MET: Hurtado (53) Sorber (60) Joseph (80)
10/03/1998	at MetroStars	W 2-1	11,686	2-0-0	QTR	CLB: John (22); MET: Ramos (13)
10/11/1998	at D.C. United	L 0-2	17,755	2-1-0	SEM	DC: Sanneh (68) Etcheverry (78)
10/18/1998	D.C. United	W 4-2	13,193	3-1-0	SEM	CLB: McBride (8,47) Dooley (37) John (81); DC: Sanneh (65) Lassiter (77)
10/21/1998	at D.C. United	L 0-3	21,453	3-2-0	SEM	DC: Agoos (12) Lassiter (44,79)
10/17/1999	Tampa Bay	W 2-0	9,188	1-0-0	QTR	CLB: John (77,84)
10/22/1999	at Tampa Bay	W 2-0	14,392	2-0-0	QTR	CLB: West (23) Cunningham (88)
10/31/1999	at D.C. United	L 1-2	14,529	2-1-0	SEM	CLB: Cunningham (82); DC: Moreno (15) Olsen (72)
11/07/1999	D.C. United	W 5-1	12,778	3-1-0	SEM	CLB: Elcock (20) Cunningham (41) John (48,61,84); DC: Lassiter (7)
11/13/1999	at D.C. United	L 0-4	21,451	3-2-0	SEM	DC: Moreno (17) Lassiter (34,52) Etcheverry (86)
09/22/2001	San Jose	L 1-3	20,883	0-1-0	QTR	CLB: Warzycha (54); SJ: Donovan (5,45) Lagos (31)
09/26/2001	at San Jose	L 0-3	10,419	0-2-0	QTR	SJ: Lagos (9) Cerritos (68) Donovan (76)
09/25/2002	at San Jose	W 2-1	8,069	1-0-0	QTR	CLB: Buddle (38) Garcia (81); SJ: Donovan (54)
09/28/2002	San Jose	W 2-1	13,004	2-0-0	QTR	CLB: Garcia (50); McBride (81); SJ: Graziani (58)
10/06/2002	at New England	T 0-0 (OT)	11,387	2-0-1	SEM	
10/09/2002	New England	L 0-1	10,245	2-1-1	SEM	NE: Heaps (3)
10/12/2002	at New England	T 2-2 (OT)	9,216	2-1-2	SEM	CLB: McBride (80) Washington (85); NE: Ralston (17) Harris (47)
10/23/2004	at New England	L 0-1	5,679	0-1-0	QTR	NE: John (25)
10/31/2004	New England	T 1-1	15,224	0-1-1	QTR	CLB: Buddle (90); NE: Twellman (81)
11/01/2008	at Kansas City	T 1-1	10,385	0-0-1	QTR	CLB: Lenhart (90); KC: Arnaud (53)
11/08/2008	Kansas City	W 2-0	11,153	1-0-1	QTR	CLB: Evans (7) Rogers (57)
11/13/2008	Chicago	W 2-1	14,688	2-0-1	SEM	CLB: Marshall (49) Gaven (55); CHI: McBride (29)
11/23/2008	New York	W 3-1	27,000	3-0-1	FIN	CLB: Moreno (31) Marshall (53) Hejduk (82); NY: Wolyniec (51)
10/31/2009	at Real Salt Lake	L 0-1	11,499	0-1-0	QTR	RSL: Findley (88)
11/05/2009	Real Salt Lake	L 2-3	10,109	0-2-0	QTR	CLB: Schelotto (19,35); RSL: Morales (37) Findley (45) Williams (74)
10/28/2010	at Colorado	L 0-1	11,872	0-1-0	QTR	COL: Mastroeni (23)
11/06/2010	Colorado	W 2-1 (OT)	10,322	1-2-0	QTR	CLB: Gaven (22) Rogers (70); COL: Casey (84)
10/27/2011	at Colorado	L 0-1	7,803	0-1-0	WC	COL: Cummings (45)

CAREER POSTSEASON STATISTICS FOR CURRENT COLUMBUS CREW PLAYERS

UNF	POS	PLAYER	GP	GS	MIN	G	A	SHT	SOG	PKG	PKA	SKG	SKA	FC	FS	OFF	CK	C	E
12	M	Hector Jimenez	2	1	81	0	0	0	0	0	0	0	0	1	1	0	0	0	0
11	M	Daniel Paladini	1	0	15	0	0	0	0	0	0	0	0	0	0	0	0	0	0
4	D	Michael Parkhurst	14	14	1350	0	0	0	0	0	0	0	0	4	7	0	0	1	0
6	M	Tony Tchani	1	1	90	0	0	0	0	0	0	0	0	0	2	0	0	0	0
2	D	Tyson Wahl	2	2	158	0	0	0	0	0	0	0	0	4	0	0	0	1	0



COLUMBUS CREW

ALL-TIME COLUMBUS CREW POSTSEASON STATISTICS (14-16-5, 47 PTS.)

PLAYER	GP	GS	MIN	G	A
Brian McBride	22	22	1933	9	3
Stern John	10	10	894	8	2
Jeff Cunningham	17	12	1166	3	5
Jason Farrell	14	9	818	3	2
Guillermo Barros Schelot	7	7	623	2	7
Robert Warzycha	17	13	1268	2	5
Edson Buddle	7	4	371	2	2
Thomas Dooley	10	9	816	2	1
Freddy Garcia	5	5	470	2	1
Eddie Gaven	9	9	830	2	1
Chad Marshall	11	11	1019	2	0
Robbie Rogers	9	8	739	2	0
Ansil Elcock	14	12	1089	1	5
Alejandro Moreno	5	5	450	1	3
Brian West	16	6	618	1	2
Brad Evans	4	4	360	1	0
Frankie Hejduk	10	10	914	1	0
Steven Lenhart	6	2	212	1	0
Adrian Paz	3	2	106	1	0
Rob Smith	15	9	876	1	0
Dante Washington	5	2	264	1	0
A.J. Wood	3	1	100	1	0
Andy Williams	7	5	417	0	6
Brian Maisonneuve	17	16	1317	0	3
Todd Yeagley	17	16	1448	0	3
Mike Clark	22	22	1869	0	2
John DeBrito	5	5	395	0	2
Emmanuel Ekpo	7	3	256	0	2
Kyle Martino	6	3	333	0	2
Marcelo Carrera	4	2	185	0	1
Brian Carroll	8	8	744	0	1
Pete Marino	7	0	174	0	1
Ross Paule	2	2	180	0	1
Tony Sanneh	2	2	180	0	1
Ubusuku Abukusumo	3	1	133	0	0
Rich Balchan	1	1	90	0	0
Shane Battelle	1	0	20	0	0
Tenywa Bonseu	2	2	180	0	0
Eric Brunner	3	3	300	0	0
Kevin Burns	2	0	45	0	0
Jon Busch	7	7	650	0	0
Paul Caligiuri	3	3	270	0	0
Eric Denton	5	5	470	0	0
Mark Dougherty	5	5	450	0	0
Mike Duhaney	2	2	103	0	0
Dilly Duka	1	1	65	0	0
Brian Dunseth	5	5	470	0	0
Simon Elliott	2	2	153	0	0
Shaun Francis	2	2	210	0	0
Robin Fraser	2	2	180	0	0
Brad Friedel	7	7	630	0	0
Josh Gardner	1	1	90	0	0
Jason Garey	4	0	96	0	0
Andy Gruenebaum	2	2	210	0	0
John Harkes	2	2	166	0	0
Tommy Heinemann	1	0	5	0	0
Ezra Hendrickson	1	0	1	0	0
William Hesmer	7	7	630	0	0
Ricardo Iribarren	7	7	574	0	0
Andy Iro	4	1	94	0	0
Julius James	1	1	90	0	0
Doctor Khumalo	2	2	163	0	0
Mike Lapper	11	11	936	0	0
Chad McCarty	5	5	369	0	0
Andres Mendoza	3	2	177	0	0
Janusz Michallik	1	1	84	0	0
Todd Miller	1	0	10	0	0
Sebastian Miranda	1	1	70	0	0
Danny O'Rourke	6	6	540	0	0
Duncan Oughton	7	7	641	0	0
Gino Padula	6	6	533	0	0
John Wilmar Perez	5	3	274	0	0
Tom Presthus	2	2	180	0	0
Emilio Renteria	2	1	102	0	0
Jorge Salcedo	2	0	31	0	0
Juergen Sommer	5	5	450	0	0
Danny Szetela	2	0	22	0	0
Tony Tchani	1	1	90	0	0
Billy Thompson	7	3	290	0	0

Daniel Torres	5	2	292	0	0
Chris Wingert	2	2	134	0	0
Team totals	35	35	3200	49	64
Opponent totals	35	35	3200	53	71

CREW INDIVIDUAL GOALKEEPING

GOALKEEPER	GP	GS	SV	GA	GAA	SO
Andy Gruenebaum	2	2	7	2	0.86	0
Jon Busch	7	7	27	7	0.97	1
William Hesmer	7	7	16	8	1.14	1
Mark Dougherty	5	5	17	7	1.40	2
Brad Friedel	7	7	34	12	1.71	1
Juergen Sommer	5	5	17	11	2.20	0
Tom Presthus	2	2	8	6	3.00	0
Team totals	35	35	127	53	1.49	5
Opponent totals	35	35	127	49	1.38	12



COLUMBUS CREW

COLUMBUS CREW INDIVIDUAL HIGH GAMES (2014)

Goals				
2	6 times			
Assists				
2	Federico Higuain	05/24/2014	vs. CHI	W 2-0
2	Waylon Francis	09/13/2014	at HOU	T 2-2
2	Tony Tchani	10/11/2014	at PHI	W 3-2
2	Ethan Finlay	10/19/2014	at NY	W 3-1
Shots				
6	Federico Higuain	04/13/2014	at SJ	T 1-1
6	Jairo Arrieta	05/17/2014	at POR	T 3-3
Shots on Goal				
3	6 times			
Fouls Committed				
6	Aaron Schoenfeld	10/19/2014	at NY	W 3-1
Fouls Suffered				
4	8 times			
Offside				
3	Jairo Arrieta	04/26/2014	vs. NY	T 1-1
3	Jairo Arrieta	05/17/2014	at POR	T 3-3
3	Jairo Arrieta	05/24/2014	vs. CHI	W 2-0
Saves				
6	Steve Clark	07/26/2014	at NE	W 2-1
6	Steve Clark	09/13/2014	at HOU	T 2-2
6	Steve Clark	09/20/2014	vs. NE	W 1-0
6	Steve Clark	10/26/2014	vs. PHI	W 2-1
Shots Faced				
8	Steve Clark	08/09/2014	vs. TOR	L 2-3
8	Steve Clark	09/13/2014	at HOU	T 2-2
Goals Allowed				
4	Steve Clark	07/12/2014	at NY	L 1-4

COLUMBUS CREW INDIVIDUAL POSTSEASON HIGH GAMES (1998-2011)

Goals				
3	Stern John	11/07/1999	vs. DC	W 5-1
Assists				
3	Ansil Elcock	09/30/1998	vs. MET	W 5-3
3	Guillermo Barros Schelotto	11/23/2008	vs. NY	W 3-1
Shots				
7	Robert Warzycha	10/08/1997	vs. TB	W 2-0
7	Robert Warzycha	10/15/1997	vs. DC	L 0-1
7	Stern John	10/22/1999	at TB	W 2-0
Shots on Goal				
4	Stern John	11/07/1999	vs. DC	W 5-1
Fouls Committed				
6	Ansil Elcock	11/07/1999	vs. DC	W 5-1
Fouls Suffered				
9	Stern John	10/03/1998	at MET	W 1-1
9	Andy Williams	10/03/1998	at MET	W 1-1
Offside				
5	Stern John	10/17/1999	vs. TB	W 2-0
Saves				
8	Jon Busch	09/25/2002	at SJ	W 2-1
Shots Faced				
9	Brad Friedel	09/25/1996	vs. TB	L 0-2
9	Mark Dougherty	11/13/1999	at DC	L 0-4
9	Tom Presthus	09/26/2001	at SJ	L 0-3
9	Jon Busch	09/25/2002	at SJ	W 2-1
Goals Allowed				
4	Brad Friedel	10/02/1996	at TB	L 1-4
4	Mark Dougherty	11/13/1999	at DC	L 0-4

TEAM HIGH GAMES (2014)

Goals				
4	08/16/2014	vs. LA	W	4-1
Assists				
5	10/11/2014	at PHI	W	3-2
Shots				
21	06/04/2014	vs. RSL	T	1-1
21	08/16/2014	vs. LA	W	4-1
Shots on Goal				
12	08/16/2014	vs. LA	W	4-1
Fouls Committed				
19	06/07/2014	at DC	T	0-0
19	08/02/2014	at CHI	T	1-1
Fouls Suffered				
17	05/31/2014	at TOR	L	2-3
17	07/26/2014	at NE	W	2-1
Corner Kicks				
12	06/04/2014	vs. RSL	T	1-1
Offside				
6	07/12/2014	at NY	L	1-4
Saves				
6	07/26/2014	at NE	W	2-1
6	09/13/2014	at HOU	T	2-2
6	09/20/2014	vs. NE	W	1-0
6	10/26/2014	vs. PHI	W	2-1
Shots Faced				
8	08/09/2014	vs. TOR	L	2-3
8	09/13/2014	at HOU	T	2-2
Goals Allowed				
4	07/12/2014	at NY	L	1-4

TEAM POSTSEASON HIGH GAMES (1998-2011)

Goals				
5	09/30/1998	vs. MET	W	5-3
5	11/07/1999	vs. DC	W	5-1
Assists				
8	11/07/1999	vs. DC	W	5-1
Shots				
24	10/12/2002	at NE	T	2-2
Shots on Goal				
12	10/12/2002	at NE	T	2-2
Fouls Committed				
30	11/07/1999	vs. DC	W	5-1
Fouls Suffered				
29	10/03/1998	at MET	W	1-1
Corner Kicks				
11	10/09/2002	vs. NE	L	0-1
11	10/12/2002	at NE	T	2-2
Offside				
9	10/18/1998	vs. DC	W	4-2
9	10/17/1999	vs. TB	W	2-0
Saves				
8	09/25/1996	vs. TB	L	0-2
8	09/25/2002	at SJ	W	2-1
Shots Faced				
10	09/25/1996	vs. TB	L	0-2
Goals Allowed				
4	10/02/1996	at TB	L	1-4
4	11/13/1999	at DC	L	0-4

TEAM LOW GAMES (2014)

Shots				
7	05/31/2014	at TOR	L	2-3
Shots on Goal				
2	7 times			
Fouls Committed				
4	06/29/2014	vs. DAL	T	0-0
Fouls Suffered				
4	08/16/2014	vs. LA	W	4-1
Corner Kicks				
2	06/07/2014	at DC	T	0-0
2	06/29/2014	vs. DAL	T	0-0
2	09/13/2014	at HOU	T	2-2
2	09/27/2014	vs. MTL	W	2-0
Offside				
0	03/29/2014	at SEA	W	2-1
0	04/05/2014	vs. TOR	L	0-2
Saves				
1	5 times			
Shots Faced				
1	03/08/2014	at DC	W	3-0
1	09/07/2014	vs. CHV	W	3-0

TEAM POSTSEASON LOW GAMES (1998-2011)

Shots				
7	09/26/2001	at SJ	L	0-3
7	10/23/2004	at NE	L	0-1
7	10/31/2009	at RSL	L	0-1
Shots on Goal				
2	09/25/1996	vs. TB	L	0-2
2	11/13/1999	at DC	L	0-4
2	09/26/2001	at SJ	L	0-3
2	10/31/2009	at RSL	L	0-1
2	10/28/2010	at COL	L	0-1
Fouls Committed				
6	10/28/2010	at COL	L	0-1
Fouls Suffered				
8	10/11/1998	at DC	L	0-2
Corner Kicks				
1	11/08/2008	vs. KC	W	2-0
Offside				
0	10/21/1998	at DC	L	0-3
0	11/01/2008	at KC	T	1-1
0	11/13/2008	vs. CHI	W	2-1
Saves				
0	11/07/1999	vs. DC	W	5-1
0	11/23/2008	vs. NY	W	3-1
Shots Faced				
1	11/07/1999	vs. DC	W	5-1
1	11/23/2008	vs. NY	W	3-1

2014 COLUMBUS CREW STATISTICS (14-10-10, 52 pts.)

UNF	POS	PLAYER	GP	GS	MIN	G	A	SHT	SOG	FC	FS	OFF	CK	C	E
13	F	Ethan Finlay	29	21	1898	11	7	50	22	19	36	12	2	2	0
10	F	Federico Higuain	29	28	2488	11	7	73	25	22	45	9	134	8	0
9	M	Justin Meram	32	19	1683	8	4	52	21	27	30	1	3	2	0
7	M	Bernardo Anor	27	18	1672	6	1	53	19	32	21	2	11	5	2
19	F	Jairo Arrieta	23	14	1236	5	1	44	16	26	14	20	0	1	0
18	F	Aaron Schoenfeld	15	7	748	3	1	24	11	19	15	9	0	1	0
29	F	Adam Bedell	16	7	632	2	0	14	10	12	5	6	0	0	0
12	M	Hector Jimenez	24	19	1694	1	5	23	6	17	13	5	0	2	0
20	M	Wil Trapp	28	28	2486	1	4	11	3	37	23	0	0	6	2
17	M	Ben Speas	13	8	704	1	3	20	3	1	8	1	25	0	0
5	D	Giancarlo Gonzalez	17	17	1530	1	0	9	1	15	11	1	0	3	0
24	M	Agustin Viana	4	4	300	1	0	5	1	10	8	0	0	1	0
14	D	Waylon Francis	24	24	2111	0	6	11	3	32	12	4	0	5	1
6	M	Tony Tchani	33	33	2942	0	6	35	8	56	46	1	0	7	0
3	D	Josh Williams	14	13	1123	0	1	11	2	14	2	2	0	1	0
30	M	Fifi Baiden	1	0	17	0	0	0	0	0	0	0	0	0	0
21	D	Chad Barson	13	8	766	0	0	3	2	10	11	0	0	1	0
1	G	Steve Clark	34	34	3060	0	0	0	0	0	10	0	0	2	0
25	M	Romain Gall	3	0	43	0	0	0	0	2	2	0	0	0	0
16	D	Eric Gehrig	20	14	1178	0	0	10	2	15	4	1	0	3	0
23	M	Kevan George	4	2	204	0	0	2	0	3	3	0	0	0	0
8	F	*Dominic Oduro	11	6	593	0	0	15	4	4	15	5	0	1	0
11	M	Daniel Paladini	4	3	221	0	0	4	1	4	2	0	2	1	0
4	D	Michael Parkhurst	33	32	2806	0	0	4	1	11	19	0	0	1	0
5	D	Emanuel Pogatzetz	2	0	52	0	0	0	0	1	1	0	0	0	0
25	M	Alvaro Rey (TOT)	9	6	491	0	0	3	1	10	12	1	1	1	0
25	M	*Alvaro Rey	2	0	32	0	0	0	0	1	1	0	0	0	0
2	D	Tyson Wahl	18	15	1396	0	0	1	0	21	5	1	0	3	0
27	D	Ross Friedman	0	0	0	0	0	0	0	0	0	0	0	0	0
28	G	Matt Lampson	0	0	0	0	0	0	0	0	0	0	0	0	0
41	G	Brad Stuver	0	0	0	0	0	0	0	0	0	0	0	0	0
22	D	Ben Sweat	0	0	0	0	0	0	0	0	0	0	0	0	0
33	M	Matt Walker	0	0	0	0	0	0	0	0	0	0	0	0	0
31	D	Matthew Wiet	0	0	0	0	0	0	0	0	0	0	0	0	0
		Own-goals received				1									
		Team totals	34	34	3060	52	46	474	161	411	391	80	177	56	5
		Opponent totals	34	34	3060	42	39	419	153	391	411	91	178	56	3

GAME-WINNING GOALS: Ethan Finlay 5, Justin Meram 3, Bernardo Anor 3, Jairo Arrieta 2
Federico Higuain 1

GAME-WINNING ASSISTS: Wil Trapp 2, Tony Tchani 2, Justin Meram 2, Federico Higuain 2, Josh Williams 1
Aaron Schoenfeld 1, Hector Jimenez 1, Waylon Francis 1, Bernardo Anor 1

PENALTY KICK GOALS/ATTEMPTS: Federico Higuain 5-8, Jairo Arrieta 1-1

COLUMBUS CREW INDIVIDUAL GOALKEEPING

UNF	POS	GOALKEEPER	GP	GS	MIN	SHTS	SV	GA	GAA	PG	PA	W	L	T	SO
1	G	Steve Clark	34	34	3060	153	111	42	1.24	2	4	14	10	10	8
		Team totals	34	34	3060	153	111	42	1.24	2	4	14	10	10	8
		Opponent totals	34	34	3060	161	101	52	1.53	6	9	10	14	10	7

* = Played with other teams in 2014. Only Columbus Crew statistics listed here.



COLUMBUS CREW 2014 SCHEDULE

DAY	DATE	OPPONENT	RESULT	ATT.	W-L-T	POS.	PTS	NOTES:
Sat.	Mar. 8	at D.C. United	W 3-0	13,840	1-0-0	T1	3	CLB: Arrieta (18) Higuain (27,90)
Sat.	Mar. 22	Philadelphia	W 2-1	17,517	2-0-0	T1	6	CLB: Anor (24,47+); PHI: Fernandes (62)
Sat.	Mar. 29	at Seattle	W 2-1	38,469	3-0-0	1	9	CLB: Higuain (59) Meram (94+); SEA: Cooper (22)
Sat.	Apr. 5	Toronto FC	L 0-2	12,045	3-1-0	T1	9	TOR: Bradley (11) Nakajima-Farran (85)
Sun.	Apr. 13	at San Jose	T 1-1	10,525	3-1-1	1	10	CLB: Higuain (44); SJ: Wondolowski (51)
Sat.	Apr. 19	D.C. United	T 1-1	11,437	3-1-2	T1	11	CLB: Jimenez (90); DC: Espindola (31)
Sat.	Apr. 26	New York	T 1-1	18,026	3-1-3	1	12	CLB: Arrieta (39); NY: Wright-Phillips (66)
Sun.	May 4	at Sporting KC	L 0-2	20,565	3-2-3	4	12	KC: Peterson (10) Bieler (95+)
Wed.	May 7	at Houston	L 0-1	15,030	3-3-3	5	12	HOU: Bruin (50)
Sat.	May 10	Vancouver	L 0-1	14,495	3-4-3	6	12	VAN: Hurtado (37)
Sat.	May 17	at Portland	T 3-3	20,814	3-4-4	6	13	CLB: Higuain (14,50+) Finlay (81); POR: Urruti (5) Johnson (80) Fernandez (85)
Sat.	May 24	Chicago	W 2-0	15,290	4-4-4	5	16	CLB: Finlay (10) Arrieta (25)
Sat.	May 31	at Toronto FC	L 2-3	22,591	4-5-4	T5	16	CLB: Meram (18) Viana (65); TOR: Defoe (21,81) Henry (92+)
Wed.	June 4	Real Salt Lake	T 1-1	11,121	4-5-5	T4	17	CLB: Finlay (88); RSL: Gil (56)
Sat.	June 7	at D.C. United	T 0-0	53,267	4-5-6	5	18	
Sun.	June 29	FC Dallas	T 0-0	20,617	4-5-7	T6	19	
Fri.	July 4	at Colorado	T 1-1	18,432	4-5-8	T5	20	CLB: Finlay (76); COL: own goal (59)
Sat.	July 12	at New York	L 1-4	17,028	4-6-8	6	20	CLB: Bedell (39); NY: Wright-Phillips (17) Henry (45) Sam (56) Alexander (91+)
Wed.	July 16	Sporting KC	L 1-2	13,643	4-7-8	7	20	CLB: own goal (69); KC: Sapong (42) Feilhaber (93+)
Sat.	July 19	Montreal	W 2-1	21,112	5-7-8	T5	23	CLB: Anor (56,75); MTL: Di Vaio (35)
Sat.	July 26	at New England	W 2-1	14,542	6-7-8	T3	26	CLB: Higuain (43) Finlay (84); NE: Soares (50)
Sat.	Aug. 2	at Chicago	T 1-1	14,332	6-7-9	5	27	CLB: Higuain (46); CHI: Magee (37)
Sat.	Aug. 9	Toronto FC	L 2-3	17,822	6-8-9	T5	27	CLB: Higuain (47+) Meram (81); TOR: Gilberto (43) Osorio (59) Moore (84)
Sat.	Aug. 16	Los Angeles	W 4-1	20,729	7-8-9	4	30	CLB: Meram (23) Finlay (33) Speas (75) Gonzalez (84); LA: Zardes (49)
Sat.	Aug. 23	Houston	W 3-0	17,551	8-8-9	T3	33	CLB: Meram (35) Bedell (59) Schoenfeld (64)
Sat.	Aug. 30	at Montreal	L 0-2	15,995	8-9-9	T3	33	MTL: Piatti (40,95+)
Sun.	Sept. 7	Chivas USA	W 3-0	17,043	9-9-9	T4	36	CLB: Meram (52,59) Anor (80)
Sat.	Sept. 13	at Houston	T 2-2	20,807	9-9-10	T5	37	CLB: Trapp (48) Finlay (54); HOU: own goal (12) Barnes (38)
Sat.	Sept. 20	New England	W 1-0	21,318	10-9-10	5	40	CLB: Higuain (48)
Sat.	Sept. 27	Montreal	W 2-0	20,318	11-9-10	4	43	CLB: Finlay (2) Higuain (58)
Sat.	Oct. 4	at New England	L 1-2	23,143	11-10-1	5	43	CLB: Finlay (25); NE: Nguyen (20) Jones (67)
Sat.	Oct. 11	at Philadelphia	W 3-2	15,849	12-10-1	5	46	CLB: Finlay (78) Meram (79) Arrieta (82); PHI: Cruz (68) Wenger (75)
Sun.	Oct. 19	at New York	W 3-1	20,681	13-10-1	T3	49	CLB: Schoenfeld (17,80) Finlay (34); NY: Sam (58)
Sun.	Oct. 26	Philadelphia	W 2-1	16,892	14-10-1	3	52	CLB: Arrieta (13) Anor (90); PHI: Pfeffer (85)

COLUMBUS CREW

COLUMBUS CREW – GAME-BY-GAME

#	Player	1	2	3	4	5	6	7	8	9	10	11	12	13	14	15	16	17	18	19	20	21	22	23	24	25	26	27	28	29	30	31	32	33	34
1	Steve Clark	DC	PHI	SEA	TOR	SJ	DC	NY	KC	HOU	VAN	FOR	CHI	TOR	RSL	DC	DAL	COL	NY	KC	MTL	NE	CHI	TOR	LA	HOU	MTL	CHV	HOU	NE	MTL	NE	PHI	NY	PHI
2	Tyson Wahl	3-0	2-1	2-1	0-2	1-1	1-1	1-1	0-2	0-1	0-1	3-3	2-0	2-3	1-1	0-0	0-0	1-1	1-4	1-2	2-1	2-1	1-1	2-3	4-1	3-0	0-2	3-0	2-2	1-0	2-0	1-2	3-2	3-1	2-1
3	Josh Williams	90G	90G	90G	90G	90G	90G	90G	90G	90G	90G	90G	90G	90G	90G	90G	90G	90G	90G	90G	90G	90G	90G	90G	90G	90G	90G	90G	90G	90G	90G	90G	90G	90G	90G
4	Michael Parkhurst	90D	90D	90D	90D	90D	90D	90D	90D	90D	90D	90D	90D	90D	90D	90D	90D	90D	90D	90D	90D	90D	90D	90D	90D	90D	90D	90D	90D	90D	90D	90D	90D	90D	90D
5	Emanuel Pogatzetz	90D	90D	90D	90D	90D	90D	90D	90D	90D	90D	90D	90D	90D	90D	90D	90D	90D	90D	90D	90D	90D	90D	90D	90D	90D	90D	90D	90D	90D	90D	90D	90D	90D	90D
6	Giancarlo Gonzalez	90D	90D	90D	90D	90D	90D	90D	90D	90D	90D	90D	90D	90D	90D	90D	90D	90D	90D	90D	90D	90D	90D	90D	90D	90D	90D	90D	90D	90D	90D	90D	90D	90D	90D
7	Tony Tchani	90M	90M	90M	74M	90M	78M	90M	90M	90M	90M	90M	90M	90M	90M	90M	90M	90M	90M	90M	90M	90M	90M	90M	90M	90M	90M	90M	90M	90M	90M	90M	90M	90M	90M
8	Bernardo Anor	73M	80M	90M	90M	83M	81M	69M	90M	45M	15	23	23	23	90F	90F	90D	90D	90D	85D	45	89M	83M												
9	Dominic Oduro	24	62F	81F	87F	63F	22	45	69M	27	21	21	21	21	23	90F	90M	90M	90M	90M	90M	90M	90M	90M	90M	90M	90M	90M	90M	90M	90M	90M	90M	90M	90M
10	Justin Meram	17	10	1	23	7	28	68M	21	21	45	75M	74M	90M	34	80M	68M	45M	45M	7	24	26	74M	88M	76M	66M	45M	90M	85M	67M	87M	61M	90M		
11	Federico Higuaín	90M	89M	90M	90M	90M	90M	90M	90M	90M	90M	90M	90M	90M	90M	90M	90M	90M	90M	90M	90M	90M	90M	90M	90M	90M	90M	90M	90M	90M	90M	90M	90M	90M	90M
12	Daniel Paladini	90M	90M	73M	90M	90M	90M	76M	45M	63M	80M	90D	61M	77M	90M	90M	80D	90M	70M	90M	90M	90M	90M	90M	90M	90M	90M	90M	90M	90M	90M	90M	90M	90M	90M
13	Hector Jimenez	90M	90M	90M	90M	90M	90M	90M	90M	90M	90M	90M	90M	90M	90M	90M	90M	90M	90M	90M	90M	90M	90M	90M	90M	90M	90M	90M	90M	90M	90M	90M	90M	90M	90M
14	Waylon Francis	89D	90D	90D	90D	90D	62D	90D	90D	90D	90D	90D	90D	90D	90D	90D	90D	90D	90D	90D	90D	90D	90D	90D	90D	90D	90D	90D	90D	90D	90D	90D	90D	90D	90D
15	Eric Gehrig																																		
16	Ben Speas																																		
17	Aaron Schoenfeld																																		
18	Jairo Arrieta	87F	66F	28	16	27	87F	82F	90F	90F	90F	67F	90F	56F	90F	90F	25F	68M	90M	90M	89M	90M	90M	90M	90M	90M	90M	90M	90M	90M	90M	90M	90M	90M	90M
19	Will Trapp	90M	90M	89M	90M	90M	90M	80M	90M	90M	90M	90M	90M	90M	90M	90M	90M	90M	90M	90M	90M	90M	90M	90M	90M	90M	90M	90M	90M	90M	90M	90M	90M	90M	90M
20	Chad Barson																																		
21	Ben Sweat																																		
22	Kevan George																																		
23	Agustin Viana																																		
24	Romain Gall																																		
25	Alvaro Rey																																		
26	Ryan Finley																																		
27	Ross Friedman																																		
28	Matt Lampton																																		
29	Adam Bedell																																		
30	Fifi Baiden																																		
31	Mathew Wiet																																		
32	Matt Walker																																		
33	Brad Stuver																																		
41	Alvaro Rey																																		

"00" = 100 minutes played
F/M/D/G = starting position

Played for other teams: Alvaro Rey played 459 minutes for TOR

COLUMBUS CREW

COLUMBUS CREW – GAME-BY-GAME LOG

Game #	Date	Opponent	Result	Columbus Crew Goals	Opponent Goals
Game #1	03/08/2014	CLB 3 at DC 0	W	Arrieta 1 (Williams 1, Jimenez 1) 18; Higvain 1 (penalty kick) 27; Higvain 2 (Meram 1) 90	
Game #2	03/22/2014	CLB 2 vs PHI 1	W	Anor 1 (Higvain 1) 24; Anor 2 (Trapp 1) 47+ Higvain 3 (penalty kick) 59; Meram 1 (Higvain 2) 94+	
Game #3	03/29/2014	CLB 2 at SEA 1	W		
Game #4	04/05/2014	CLB 0 vs TOR 2	L		
Game #5	04/13/2014	CLB 1 at SJ 1	T	Higvain 4 (Francis 1, Jimenez 2) 44	
Game #6	04/19/2014	CLB 1 vs DC 1	T	Jimenez 1 (Trapp 2) 90	
Game #7	04/26/2014	CLB 1 vs NY 1	T	Arrieta 2 (penalty kick) 39	
Game #8	05/04/2014	CLB 0 at KC 2	L		
Game #9	05/07/2014	CLB 0 at HOU 1	L		
Game #10	05/10/2014	CLB 0 vs VAN 1	L		
Game #11	05/17/2014	CLB 3 at POR 3	T	Higvain 5 (Jimenez 3) 14; Higvain 6 (penalty kick) 50+; Finlay 1 (Higvain 3) 81	
Game #12	05/24/2014	CLB 2 vs CHI 0	W	Finlay 2 (Higvain 1) 10; Arrieta 3 (Higvain 5) 25	
Game #13	05/31/2014	CLB 2 at TOR 3	L	Meram 2 (Finlay 1) 18; Viana 1 (Speas 1) 65	
Game #14	06/04/2014	CLB 1 vs RSL 1	T	Finlay 3 (Speas 2) 88	
Game #15	06/07/2014	CLB 0 at DC 0	T		
Game #16	06/29/2014	CLB 0 vs DAL 0	T		
Game #17	07/04/2014	CLB 1 at COL 1	T	Finlay 4 (unassisted) 76	
Game #18	07/12/2014	CLB 1 at NY 4	L	Bedell 1 (Finlay 2) 39	
Game #19	07/16/2014	CLB 1 vs KC 2	L	own goal (Tuliao) 69	
Game #20	07/19/2014	CLB 2 vs MTL 1	W	Anor 3 (Tchani 1) 56; Anor 4 (Schoenfeld 1) 75	
Game #21	07/26/2014	CLB 2 at NE 1	W	Higvain 7 (unassisted) 43; Finlay 5 (Meram 2) 84	
Game #22	08/02/2014	CLB 1 at CHI 1	T	Higvain 8 (Finlay 3) 46	
Game #23	08/09/2014	CLB 2 vs TOR 3	L	Higvain 9 (penalty kick) 47+; Meram 3 (Francis 2) 81	
Game #24	08/16/2014	CLB 4 vs LA 1	W	Meram 4 (Tchani 2) 23; Finlay 6 (Meram 3) 33; Speas 1 (Finlay 4) 75; Gonzalez 1 (Higvain 6) 84	
Game #25	08/23/2014	CLB 3 vs HOU 0	W	Meram 5 (unassisted) 35; Bedell 2 (Meram 4) 59; Schoenfeld 1 (Francis 3, Finlay 5) 64	
Game #26	08/30/2014	CLB 0 at MTL 2	L		
Game #27	09/07/2014	CLB 3 vs CHV 0	W	Meram 6 (Francis 4) 52; Meram 7 (unassisted) 59; Anor 5 (Jimenez 4) 80	
Game #28	09/13/2014	CLB 2 at HOU 2	T	Trapp 1 (Francis 5) 48; Finlay 7 (Francis 6) 54	
Game #29	09/20/2014	CLB 1 vs NE 0	W	Higvain 10 (unassisted) 48	
Game #30	09/27/2014	CLB 2 vs MTL 0	W	Finlay 8 (Trapp 3) 27; Higvain 11 (penalty kick) 58	
Game #31	10/04/2014	CLB 1 at NY 2	L	Finlay 9 (Tchani 3) 25	
Game #32	10/11/2014	CLB 3 at PHI 2	W	Finlay 10 (Jimenez 5, Tchani 4) 78; Meram 8 (Arrieta 1) 79; Arrieta 4 (Tchani 5, Anor 1) 82	
Game #33	10/19/2014	CLB 3 at NY 1	W	Schoenfeld 2 (Finlay 6) 17; Finlay 11 (Tchani 6) 34; Schoenfeld 3 (Finlay 7, Higvain 7) 80	
Game #34	10/26/2014	CLB 2 vs PHI 1	W	Arrieta 5 (Speas 3, Trapp 4) 13; Anor 6 (unassisted) 90	

COLUMBUS CREW – CUP COMPETITIONS – GAME-BY-GAME

#	Player	U.S. OPEN CUP			
		4R	5R	CHI	2-4
1	Steve Clark	120G	120G	2-1	2-4
2	Tyson Wahl		120D		
3	Josh Williams	120D			
4	Michael Parkhurst	120D	48		
5	Giancarlo Gonzalez				
6	Tony Tchani	120M	71M		
7	Bernardo Anor	66D	120M		
8	Dominic Oduro				
9	Justin Meram	18	45F		
10	Federico Higain				
11	Daniel Paladini	110M			
12	Hector Jimenez	102M	72F		
13	Ethan Finlay	120M			
14	Waylon Francis				
16	Eric Gehrig	120D	120D		
17	Ben Speas	72M	120M		
18	Aaron Schoenfeld				
19	Jairo Arrieta	48	75		
20	Wil Trapp		49		
21	Chad Barson	54	120D		
22	Ben Sweat		120D		
23	Kevan George		120M		
24	Agustin Viana				
26	Ryan Finley				
27	Ross Friedman				
28	Matt Lampson	34F			
29	Adam Bedell				
30	Fifi Baiden				
31	Mathew Wiet				
33	Matt Walker				
41	Brad Stuver				

U.S. OPEN CUP
 4R 06/17/2014 CLB 2 vs INDY11 1 W Anor (Speas) 4; Arrieta (penalty kick) 114
 5R 06/25/2014 CLB 2 at CHI 4 L (OT) Arrieta (Sweat) 55; Anor (unassisted) 70



2014 RECORD

	GP	W-L-T	PTS	GF	GA
FC Dallas	34	16-12-6	54	55	45

RECORD at TOYOTA STADIUM

	GP	W-L-T	PTS	GF	GA
	17	12-4-1	37	33	22

RECORD on road

	GP	W-L-T	PTS	GF	GA
	17	4-8-5	17	22	23

RECORD at the half

	W	L	T
LEADING	8	2	2
TIED	7	4	4
TRAILING	1	6	0

RECORD with the first goal

	W	L	T
SCORING	12	5	1
CONCEDING	4	7	3

TEAM COMPARISONS

	FOR	AGAINST
GOALS SCORED	1.62 (4th)	1.32 (7th)
TOTAL SHOTS	11.35 (17th)	14.47 (1st)
SHOTS ON GOAL	4.03 (17th)	4.76 (5th)
SHOOTING ACCURACY	35.5% (9th)	32.9% (17th)
SCORING %AGE	14.2% (1st)	9.2% (15th)
FOULS	12.29 (13th)	13.00 (6th)
CORNER KICKS	5.00 (10th)	4.91 (11th)
OFFSIDE	2.24 (9th)	1.29 (18th)

GOALS SCORED IN GAME

GP	0	1	2	3	4+	TOT	AVG
34	6	11	10	5	2	55	1.62

GOALS ALLOWED IN GAME

GP	0	1	2	3	4+	TOT	AVG
34	6	14	12	1	1	45	1.32

GOALS BY INTERVALS

	TOT	0-15	16-30	31-45+	46-60	61-75	76-90+
FOR	55	5	10	9	9	9	13
AGAINST	45	3	8	7	5	10	12

WHERE THE GOALS COME FROM

	FOR	AGAINST
GOALS SCORED	55	45
MINUTES PER GOAL	56	68

HOW SCORED

RIGHT FOOT	28	25
LEFT FOOT	16	9
HEADERS	9	10
OTHER	2	1


TYPE OF PLAY

OPEN PLAY	24	20
CROSS	4	10
CORNER	4	7
REBOUND	4	0
PENALTIES	7	3
DIRECT FROM FREE KICK	4	1
FREE KICK (INDIRECT)	6	1
OWN GOALS	2	3

DISTANCE

INSIDE GOAL AREA	12	12
INSIDE PENALTY AREA	36	26
OUTSIDE PENALTY AREA	7	7

PRIMARY TEAM





FC DALLAS

No.	Player	Pos	Ht	Wt	Birthdate	Birthplace	2014				CAREER			
							GP	GS	G	A	GP	GS	G	A
1	Raul Fernandez	GK	6-1	206	10/06/1985	Lima, Peru	21	20	0	0	47	46	0	0
MLS Season: 2. Last club: OGC Nice (France). International: Peru														
3	Moises Hernandez	DF	6-0	169	03/05/1992	Dallas, TX	17	13	0	0	17	13	0	0
Homegrown Player. MLS Season: 3.														
5	Jair Benitez	DF	5-6	156	01/11/1979	Jamundi, Colombia	26	19	0	4	153	140	2	12
MLS Season: 6. Last club: Independencia Medellin (Colombia)														
6	Adam Moffat	MF	6-0	186	05/15/1986	Glasgow, Scotland	20	13	0	0	136	111	12	6
MLS Season: 8. Last club: Seattle Sounders FC														
7	Bias Perez	FW	6-1	187	03/13/1981	Panama City, Panama	29	24	11	6	74	64	31	13
MLS Season: 3. Last club: CSD Leon (Mexico). International: Panama														
8	Peter Luccin	MF	5-11	174	04/09/1979	Marseille, France	11	2	0	0	14	4	0	0
MLS Season: 2. Last club: FC Lausanne-Sport (Switzerland)														
9	David Teixeira	FW	6-0	179	02/27/1991	Salto, Uruguay	19	9	4	0	19	9	4	0
Designated Player. MLS Season: 1. Last club: FC Groningen (Netherlands)														
10	Mauro Diaz	MF	6-5	149	03/10/1991	Concepcion del Uruguay, Argentina	17	9	3	3	27	14	6	5
Designated Player. MLS Season: 2. Last club: CA River Plate (Argentina)														
11	Fabian Castillo	FW	5-7	155	06/17/1992	Cali, Colombia	27	26	10	4	107	91	20	16
MLS Season: 4. Last club: Deportivo Cali (Colombia)														
12	Ryan Hollingshead	MF	6-1	182	04/16/1991	Granite Bay, CA	11	4	0	0	11	4	0	0
MLS Season: 2. 2013 SuperDraft: Round 2, Pick 20 (UCLA).														
13	Tesho Akindele	FW	6-1	175	03/31/1992	Calgary, AB, Canada	26	18	7	3	26	18	7	3
MLS Season: 1. 2014 SuperDraft: Round 1, Pick 6 (Colorado Mines)														
14	George John	DF	6-3	208	03/20/1987	Shoreline, WA	0	0	0	0	119	114	6	1
MLS Season: 6. 2009 SuperDraft: Round 1, Pick 14 (Washington)														
15	Brian Span	MF	6-1	186	02/23/1992	Somers, NY	0	0	0	0	0	0	0	0
MLS Season: 1.														
16	Coy Craft	FW	6-2	175	05/23/1997	Abingdon, VA	1	0	0	0	1	0	0	0
Homegrown Player. MLS Season: 1.														
17	Zach Loyd	DF	5-9	158	07/18/1987	Tulsa, OK	29	28	1	0	140	130	4	7
MLS Season: 5. 2010 SuperDraft: Round 1, Pick 5 (North Carolina)														
18	Chris Seitz	GK	6-4	236	03/12/1987	San Luis Obispo, CA	14	14	0	0	57	56	0	0
MLS Season: 5. Last club: Philadelphia Union														
20	Hendry Thomas	MF	5-11	175	02/23/1985	La Ceiba, Honduras	10	9	0	1	45	44	2	2
MLS Season: 3. Last club: Colorado Rapids. International: Honduras														
21	Walter Cabrera	DF	6-0	175	01/07/1990		0	0	0	0	0	0	0	0
MLS Season: 1. Last club: General Diaz (Paraguay). International: Paraguay														
22	Stephen Keel	DF	6-0	191	04/11/1983	Littleton, CO	16	14	0	1	59	45	1	3
MLS Season: 6. Last club: New York Red Bulls														
23	Kellyn Acosta	DF	5-10	149	07/24/1995	Plano, TX	15	9	0	1	28	20	0	1
Homegrown Player. MLS Season: 2.														
24	Matt Hedges	DF	6-4	196	04/01/1990	Carmel, IN	32	32	3	1	93	87	9	1
MLS Season: 3. 2012 SuperDraft: Round 1, Pick 11 (North Carolina).														
25	Walker Zimmerman	DF	6-2	190	05/19/1993	Lawrenceville, GA	10	9	0	0	17	13	2	0
MLS Season: 2. 2013 SuperDraft: Round 1, Pick 7 (Furman). Generation adidas.														
26	Danny Garcia	MF	5-4	144	10/14/1993	Dallas, TX	4	4	0	0	4	4	0	0
Homegrown Player. MLS Season: 2.														
27	Je-Vaughn Watson	MF	6-1	175	10/22/1983	St. Catherine, Jamaica	31	29	4	2	96	68	7	6
MLS Season: 3. Last club: Houston Dynamo. International: Jamaica														
28	Victor Ulloa	MF	6-0	165	03/04/1992	Wylie, TX	28	26	0	1	29	26	0	1
Homegrown Player. MLS Season: 4.														
31	Michel	MF	6-1	188	06/09/1981	Vitoria, Brazil	25	20	8	5	56	46	11	13
MLS Season: 2. Last club: Aris FC (Greece)														
32	Jonathan Top	FW	5-8	168	01/26/1993	Fort Worth, TX	0	0	0	0	4	1	1	1
Homegrown Player. MLS Season: 3.														
34	Nicholas Walker	DF	6-3	190	01/23/1990	Port of Spain, Trinidad & Tobago	1	0	0	0	1	0	0	0
MLS Season: 1. 2014 SuperDraft: Round 3, Pick 43 (Fairleigh Dickinson)														
44	Jesse Gonzalez	GK	6-3	181	05/25/1995	Edenton, NC	0	0	0	0	0	0	0	0
Homegrown Player. MLS Season: 2.														
91	Andres Escobar	FW	5-6	145	05/04/1991	Puerto Tejada, Colombia	23	18	2	4	23	18	2	4
Designated Player. MLS Season: 1. Last club: Dynamo Kiev (Ukraine)														

HEAD COACH : Oscar Pareja

08/10/1968

W41 L42 T19



FC DALLAS PLAYOFF HISTORY

vs. Team	No. of Series			Last						Series Result	
	Series	W-L	GP	W-L-T	OT	ShO	GF	GA	Mtg.		Round
Chicago	2	1-1	6	2-3-1	0-0-1	0-0	6	12	2001	Quarterfinals	Lost 7 pts. to 1
Colorado	5	0-5	10	2-6-2	0-3-1	0-1	13	16	2010	MLS Cup '10	Lost MLS Cup '10
Kansas City	1	0-1	3	1-2-0	0-0-0	0-1	6	6	1996	West Semifinals	Lost 2 games to 1
Los Angeles	4	2-2	8	4-4-0	0-0-0	2-0	13	16	2010	Semifinals	Won 1 games to 0
New York	2	0-2	3	0-3-0	0-1-0	0-0	2	6	2011	Wild Card	Lost 1 games to 0
Real Salt Lake	1	1-0	2	1-0-1	0-0-0	0-0	3	2	2010	Quarterfinals	Won 1 games to 0
Houston	1	0-1	2	1-1-0	0-1-0	0-0	2	4	2007	Quarterfinals	Lost Series Tie-Breaker
TOTALS	16	4-12	34	11-19-4	0-5-2	2-2	45	62			

FC DALLAS -- ALL-TIME POSTSEASON RESULTS

DATE	OPPONENT	RESULT	ATT.	W-L-T	RD.	GOALS:
09/26/1996	at Kansas City	L 2-3	4,466	0-1-0	QTR	DAL: Elliott (21) Ashton (25); KC: Johnston (16) McKeon (79) Preki (89)
09/29/1996	Kansas City	W 2-1	10,125	1-1-0	QTR	DAL: Kreis (5) Washington (32); KC: Preki (30)
10/02/1996	Kansas City	L 2-3	9,802	1-2-0	QTR	DAL: Sanchez (27) Elliott (66); KC: Chung (41) Takawira (62)
10/05/1997	at Los Angeles	W 1-0	18,921	1-0-0	QTR	
10/08/1997	Los Angeles	W 3-0	11,248	2-0-0	QTR	DAL: Washington (29,69) Peinado (86)
10/12/1997	Colorado	L 0-1	7,376	2-1-0	SEM	COL: S. Henderson (42)
10/15/1997	at Colorado	L 1-2	18,452	2-2-0	SEM	DAL: Damian (5); COL: Patino (22) C. Henderson (87)
10/01/1998	at Los Angeles	L 1-6	10,047	0-1-0	QTR	DAL: Washington (47); LA: Pena (10,69) Hermsillo (16,32) Cienfuegos (20) Welton (41)
10/04/1998	Los Angeles	L 2-3	8,130	0-2-0	QTR	DAL: Haynes (44) Kreis (48); LA: Hendrickson (80) Caligiuri (85) Mathis (88)
10/16/1999	Chicago	W 2-1	10,980	1-0-0	QTR	DAL: Graziani (52) Santel (75); CHI: Ball (79)
10/23/1999	at Chicago	L 0-4	13,197	1-1-0	QTR	CHI: Nowak (18) Kosecki (36) Razov (43) Kovalenko (46)
10/27/1999	Chicago	W 3-2	9,795	2-1-0	QTR	DAL: Deering (55) Rodriguez (84) Graziani (86); CHI: Razov (3) Marsch (5)
10/31/1999	at Los Angeles	L 1-2	17,372	2-2-0	SEM	DAL: Graziani (75); LA: Cienfuegos (39) Hendrickson (90)
11/07/1999	Los Angeles	W 3-2	13,816	3-2-0	SEM	DAL: Graziani (33,73); LA: Hermsillo (13,54)
11/11/1999	at Los Angeles	L 1-3	25,703	3-3-0	SEM	DAL: Kreis (89); LA: Vanney (3) Hermsillo (20) Cienfuegos (68)
09/15/2000	at MetroStars	L 1-2 (OT)	14,868	0-1-0	QTR	DAL: Rhine (67); MET: Mathis (34) Valencia (100)
09/20/2000	MetroStars	L 1-2	7,555	0-2-0	QTR	DAL: J. Rodriguez (82); MET: Mathis (53,81)
09/20/2001	at Chicago	L 0-2	8,314	0-1-0	QTR	CHI: Bocanegra (40) Whitfield (90)
09/23/2001	Chicago	T 1-1 (OT)	17,149	0-1-1	QTR	DAL: Deering (27); CHI: J. Beasley (84)
09/29/2001	at Chicago	L 0-2	12,811	0-2-1	QTR	CHI: Kovalenko (17) Armas (55)
09/25/2002	Colorado	W 4-2	6,360	1-0-0	QTR	DAL: Morrow (26); Kreis (49); Deering (68); Martinez (70); COL: Valderrama (2) Spencer (75)
09/28/2002	at Colorado	L 0-1	9,637	1-1-0	QTR	COL: Carrieri (78)
10/02/2002	Colorado	T 1-2 (OT/ST)	8,008	1-1-1	QTR	DAL: Rhine (6); COL: Spencer (22); Chung (101)
10/22/2005	at Colorado	T 0-0	9,625	0-0-1	QTR	
10/29/2005	Colorado	L 2-2 (OT)	10,104	0-1-1	QTR	DAL: Ruiz (67,105); COL: Cunningham (19) Kotschau (105)
10/21/2006	at Colorado	W 2-1	4,176	1-0-0	QTR	DAL: Ruiz (15) Thompson (55); COL: Cooke (23)
10/28/2006	Colorado	L 2-3 (OT)	15,486	1-1-0	QTR	DAL: Ruiz (48) Goodson (92); COL: Hernandez (57,83) Mathis (114)
10/27/2007	Houston	W 1-0	12,537	0-1-0	QTR	DAL: Goodson (23)
11/02/2007	at Houston	L 1-4 (OT)	30,088	1-1-0	QTR	DAL: Ruiz (14); HOU: Holden (66) Ching (72,97) Davis (100)
10/30/2010	Real Salt Lake	W 2-1	11,003	1-0-0	QTR	DAL: Cunningham (44) Avila (88); RSL: Espindola (5)
11/06/2010	at Real Salt Lake	T 1-1	19,324	1-0-1	QTR	DAL: McCarty (17); RSL: Findley (80)
11/14/2010	at Los Angeles	W 3-0	27,000	2-0-1	SEM	DAL: Ferreira (26) John (54) Chavez (73)
11/21/2010	Colorado	L 1-2 (OT)	21,700	2-1-1	FIN	DAL: Ferreira (35); COL: Casey (57) own goal (107)
10/26/2011	New York	L 0-2	10,017	0-1-0	WC	NY: Lindpere (61) Henry (98+)

CAREER POSTSEASON STATISTICS FOR CURRENT FC DALLAS PLAYERS

UNF	POS	PLAYER	GP	GS	MIN	G	A	SHT	SOG	PKG	PKA	SKG	SKA	FC	FS	OFF	CK	C	E
5	D	Jair Benitez	5	5	477	0	1	2	1	0	0	0	0	3	6	0	5	2	0
11	F	Fabian Castillo	1	0	8	0	0	0	0	0	0	0	0	0	0	0	0	0	0
14	D	George John	4	4	390	1	0	3	2	0	0	0	0	4	3	0	0	0	0
22	D	Stephen Keel	3	3	270	0	0	1	1	0	0	0	0	1	1	0	0	0	0
17	D	Zach Loyd	5	2	311	0	0	0	0	0	0	0	0	5	4	0	0	2	0
6	M	Adam Moffat	13	13	1040	1	1	13	2	0	0	0	0	8	8	2	2	1	0
20	M	Hendry Thomas	1	1	90	0	0	1	0	0	0	0	0	3	4	0	0	1	0
27	M	Je-Vaughn Watson	3	0	64	0	0	0	0	0	0	0	0	1	0	1	0	0	0

**ALL-TIME FC DALLAS
POSTSEASON STATISTICS (11-18-5, 33 PTS.)**

PLAYER	GP	GS	MIN	G	A
Ariel Graziani	11	11	1010	5	2
Carlos Ruiz	6	5	540	5	0
Jason Kreis	22	18	1721	4	2
Dante Washington	14	6	651	4	1
Chad Deering	16	16	1417	3	1
David Ferreira	4	4	390	2	3
Bobby Rhine	13	13	1111	2	3
Gerell Elliott	7	2	242	2	1
Jorge Rodriguez	18	16	1516	2	1
Clarence Goodson	5	3	379	2	0
Mark Santel	15	14	1175	1	5
Marvin Chavez	5	5	382	1	2
Hugo Sanchez	2	2	172	1	2
Damian	4	4	306	1	1
Antonio Martinez	7	5	467	1	1
Chad Ashton	3	1	88	1	0
Eric Avila	2	0	18	1	0
Jeff Cunningham	3	1	191	1	0
Brian Haynes	10	4	500	1	0
George John	4	4	390	1	0
Dax McCarty	5	4	401	1	0
Steve Morrow	3	3	271	1	0
Daniel Peinado	4	4	345	1	0
Abe Thompson	3	2	127	1	0
Oscar Pareja	17	16	1331	0	5
Ronnie O'Brien	7	7	701	0	3
Greg Vanney	4	4	420	0	3
Sergi Daniv	6	4	389	0	2
Ted Eck	14	12	1094	0	2
Chris Gbandi	6	6	539	0	2
Brek Shea	5	4	355	0	2
Jair Benitez	5	5	477	0	1
Paul Broome	10	8	681	0	1
Kenny Cooper	4	4	348	0	1
Eric Dade	15	13	1118	0	1
Atiba Harris	3	3	285	0	1
Ugo Ihemelu	5	5	480	0	1
Eddie Johnson	3	0	62	0	1
Lawrence Lozzano	3	3	270	0	1
Roberto Mina	2	1	140	0	1
Ryan Suarez	6	6	520	0	1
Alain Sutter	3	3	206	0	1
John Jairo Trellez	4	0	50	0	1
Mickey Trotman	2	2	178	0	1
Lazo Alavanja	2	0	32	0	0
Eric Alexander	2	0	5	0	0
Arturo Alvarez	2	2	137	0	0
Leonel Alvarez	5	5	450	0	0
Hamisi Amani-Dove	2	2	133	0	0
Tenywa Bonseu	3	3	281	0	0
Ray Burse	1	0	95	0	0
Fabian Castillo	1	0	8	0	0
Daniel Cruz	1	0	23	0	0
Denilson	1	1	50	0	0
Mark Dodd	12	11	1035	0	0
Justin Evans	2	0	77	0	0
Richard Farrer	17	11	1103	0	0
Jorge Flores	2	0	28	0	0
Scott Garlick	2	2	210	0	0
Kevin Hartman	5	5	480	0	0
Daniel Hernandez	5	5	480	0	0
Zak Ibsen	3	2	191	0	0
Ricardo Iribarren	2	2	148	0	0
Jackson	5	5	392	0	0
Andrew Jacobson	1	1	67	0	0
Steve Jolley	2	2	210	0	0
Matt Jordan	12	12	1066	0	0
Aleksey Korol	3	1	76	0	0
Zach Loyd	5	2	311	0	0
Ruben Luna	1	0	13	0	0
Maicon Santos	1	0	17	0	0
Drew Moor	5	4	428	0	0
Richard Mulrooney	2	2	210	0	0
Ramon Nunez	2	2	210	0	0
Dominic Oduro	2	0	65	0	0
Percy Olivares	1	0	2	0	0
Brandon Pollard	8	8	703	0	0
Pablo Ricchetti	2	1	146	0	0
Milton Rodriguez	1	1	32	0	0

Dario Sala	4	4	325	0	0
Marcelo Saragosa	2	0	57	0	0
Juan Sastoque	1	0	2	0	0
Adrian Serieux	2	2	170	0	0
Tom Soehn	4	4	356	0	0
Diego Sonora	3	3	246	0	0
Temoc Suarez	2	1	57	0	0
Carey Talley	1	0	24	0	0
Juan Toja	2	2	210	0	0
Joselito Vaca	4	1	97	0	0
Simo Valakari	4	4	420	0	0
Ricardo Villar	1	1	82	0	0
David Wagenfuhr	2	0	98	0	0
Wade Webber	4	4	360	0	0
Mark Wilson	2	2	111	0	0
Alex Yi	1	1	120	0	0
Team totals	34	34	3231	45	57
Opponent totals	34	34	3231	62	78

FC DALLAS INDIVIDUAL GOALKEEPING

GOALKEEPER	GP	GS	SV	GA	GAA	SO
Scott Garlick	2	2	6	2	0.86	1
Dario Sala	4	4	20	4	1.11	1
Kevin Hartman	5	5	20	6	1.13	1
Matt Jordan	12	12	42	22	1.86	0
Mark Dodd	12	11	45	24	2.09	2
Ray Burse	1	0	5	4	3.79	0
Team totals	34	34	142	62	1.73	5
Opponent totals	34	34	121	45	1.25	8



FC DALLAS INDIVIDUAL HIGH GAMES (2014)

Goals					
3	Tesho Akindele	08/16/2014	at	SJ	W 5-0
Assists					
2	Mauro Diaz	04/05/2014	at	HOU	W 4-1
2	Michel	08/22/2014	vs.	RSL	W 2-1
2	Andres Escobar	09/24/2014	vs.	SEA	W 3-1
Shots					
8	Fabian Castillo	08/16/2014	at	SJ	W 5-0
Shots on Goal					
4	Fabian Castillo	06/11/2014	at	POR	T 2-2
4	Andres Escobar	07/19/2014	vs.	NE	W 2-0
4	Fabian Castillo	08/16/2014	at	SJ	W 5-0
Fouls Committed					
7	Blas Perez	05/07/2014	at	SEA	L 1-2
Fouls Suffered					
6	Andres Escobar	10/18/2014	at	COL	W 1-0
Offside					
4	Fabian Castillo	05/17/2014	vs.	CHV	T 1-1
Saves					
7	Raul Fernandez	05/07/2014	at	SEA	L 1-2
7	Raul Fernandez	07/27/2014	at	VAN	T 2-2
Shots Faced					
9	Raul Fernandez	05/07/2014	at	SEA	L 1-2
9	Raul Fernandez	07/27/2014	at	VAN	T 2-2
Goals Allowed					
4	Chris Seitz	04/26/2014	at	DC	L 1-4

TEAM HIGH GAMES (2014)

Goals					
5	08/16/2014	at	SJ	W 5-0	
Assists					
3	04/19/2014	vs.	TOR	W 2-1	
3	08/22/2014	vs.	RSL	W 2-1	
3	09/24/2014	vs.	SEA	W 3-1	
Shots					
23	07/19/2014	vs.	NE	W 2-0	
Shots on Goal					
10	08/16/2014	at	SJ	W 5-0	
Fouls Committed					
19	03/15/2014	at	KC	T 1-1	
19	03/29/2014	vs.	POR	W 2-1	
19	04/12/2014	vs.	SEA	L 2-3	
Fouls Suffered					
24	03/22/2014	vs.	CHV	W 3-1	
Corner Kicks					
16	04/19/2014	vs.	TOR	W 2-1	
Offside					
9	05/17/2014	vs.	CHV	T 1-1	
Saves					
7	05/07/2014	at	SEA	L 1-2	
7	07/27/2014	at	VAN	T 2-2	
Shots Faced					
9	03/08/2014	vs.	MTL	W 3-2	
9	05/07/2014	at	SEA	L 1-2	
9	06/11/2014	at	POR	T 2-2	
9	07/27/2014	at	VAN	T 2-2	
Goals Allowed					
4	04/26/2014	at	DC	L 1-4	

TEAM LOW GAMES (2014)

Shots					
5	04/26/2014	at	DC	L 1-4	
Shots on Goal					
1	03/15/2014	at	KC	T 1-1	
1	09/06/2014	at	RSL	L 1-2	
1	09/20/2014	at	LA	L 1-2	
1	10/25/2014	vs.	POR	L 0-2	
Fouls Committed					
5	07/04/2014	vs.	PHI	W 2-1	
5	08/30/2014	at	CHI	L 0-1	
Fouls Suffered					
4	06/29/2014	at	CLB	T 0-0	
Corner Kicks					
0	03/29/2014	vs.	POR	W 2-1	
0	04/26/2014	at	DC	L 1-4	
0	09/20/2014	at	LA	L 1-2	
Offside					
0	07/19/2014	vs.	NE	W 2-0	
0	07/27/2014	at	VAN	T 2-2	
0	08/16/2014	at	W 5-0		
0					
09/06/2014	at	RSL	L 1-2		
Saves					
1	5 times				
Shots Faced					
1	05/24/2014	at	RSL	T 0-0	
1	10/18/2014	at	COL	W 1-0	

FC DALLAS INDIVIDUAL POSTSEASON HIGH GAMES (1996-2011)

Goals					
2	Dante Washington	10/08/1997	vs.	LA	W 3-0
2	Ariel Graziani	11/07/1999	vs.	LA	W 2-2
2	Carlos Ruiz	10/29/2005	vs.	COL	L 2-2
Assists					
2	Oscar Pareja	10/16/1999	vs.	CHI	W 2-1
2	Mark Santel	11/07/1999	vs.	LA	W 2-2
2	Oscar Pareja	09/25/2002	vs.	COL	W 4-2
2	Greg Vanney	10/28/2006	vs.	COL	L 2-3
Shots					
11	Carlos Ruiz	10/29/2005	vs.	COL	L 2-2
Shots on Goal					
4	Ariel Graziani	11/07/1999	vs.	LA	W 2-2
4	Ramon Nunez	10/29/2005	vs.	COL	L 2-2
4	Jackson	10/26/2011	vs.	NY	L 0-2
Fouls Committed					
6	Ted Eck	10/23/1999	at	CHI	L 0-4
6	Ariel Graziani	09/20/2001	at	CHI	L 0-2
6	Oscar Pareja	09/23/2001	vs.	CHI	T 1-1
Fouls Suffered					
8	Oscar Pareja	09/20/2001	at	CHI	L 0-2
Offside					
6	Carlos Ruiz	10/29/2005	vs.	COL	L 2-2
Saves					
12	Mark Dodd	09/26/1996	at	KC	L 2-3
Shots Faced					
15	Mark Dodd	09/26/1996	at	KC	L 2-3
Goals Allowed					
6	Mark Dodd	10/01/1998	at	LA	L 1-6

TEAM POSTSEASON HIGH GAMES (1996-2011)

Goals					
4	09/25/2002	vs.	COL	W 4-2	
Assists					
6	09/25/2002	vs.	COL	W 4-2	
Shots					
37	10/29/2005	vs.	COL	L 2-2	
Shots on Goal					
14	10/29/2005	vs.	COL	L 2-2	
Fouls Committed					
32	09/23/2001	vs.	CHI	T 1-1	
Fouls Suffered					
27	10/28/2006	vs.	COL	L 2-3	
Corner Kicks					
10	11/11/1999	at	LA	L 1-3	
10	10/29/2005	vs.	COL	L 2-2	
Offside					
9	10/12/1997	vs.	COL	L 0-1	
Saves					
12	09/26/1996	at	KC	L 2-3	
Shots Faced					
15	09/26/1996	at	KC	L 2-3	
Goals Allowed					
6	10/01/1998	at	LA	L 1-6	

TEAM POSTSEASON LOW GAMES (1996-2011)

Shots					
4	10/02/1996	vs.	KC	L 2-2	
Shots on Goal					
1	10/05/1997	at	LA	W 0-0	
1	10/23/1999	at	CHI	L 0-4	
Fouls Committed					
9	10/22/2005	at	COL	T 0-0	
Fouls Suffered					
8	10/27/2007	vs.	HOU	W 1-0	
Corner Kicks					
0	10/05/1997	at	LA	W 0-0	
0	10/27/2007	vs.	HOU	W 1-0	
Offside					
0	10/23/1999	at	CHI	L 0-4	
0	11/11/1999	at	LA	L 1-3	
0	10/27/2007	vs.	HOU	W 1-0	
0	10/26/2011	vs.	NY	L 0-2	
Saves					
1	10/08/1997	vs.	LA	W 3-0	
1	10/16/1999	vs.	CHI	W 2-1	
Shots Faced					
2	10/08/1997	vs.	LA	W 3-0	
2	10/16/1999	vs.	CHI	W 2-1	

2014 FC DALLAS STATISTICS (16-12-6, 54 pts.)

UNF	POS	PLAYER	GP	GS	MIN	G	A	SHT	SOG	FC	FS	OFF	CK	C	E
7	F	Blas Perez	29	24	2061	11	6	55	21	46	51	12	0	4	2
11	F	Fabian Castillo	27	26	2282	10	4	74	32	30	29	31	4	5	0
31	M	Michel	25	20	1787	8	5	36	13	31	20	0	88	6	1
13	F	Tesho Akindele	26	18	1748	7	3	30	16	18	21	9	0	2	0
27	M	Je-Vaughn Watson	31	29	2481	4	2	29	8	43	20	6	0	4	2
9	F	David Texeira	19	9	839	4	0	19	10	21	22	4	0	3	0
10	M	Mauro Diaz	17	9	916	3	3	20	6	11	35	1	19	2	0
24	D	Matt Hedges	32	32	2790	3	1	19	6	29	17	2	0	4	0
91	F	Andres Escobar	23	18	1590	2	4	23	8	16	52	2	37	0	0
17	D	Zach Loyd	29	28	2414	1	0	5	2	20	25	1	0	2	1
5	D	Jair Benitez	26	19	1716	0	4	10	2	16	32	2	9	1	0
23	D	Kellyn Acosta	15	9	844	0	1	7	0	13	8	0	0	2	0
22	D	Stephen Keel	16	14	1307	0	1	1	0	13	7	2	0	2	0
20	M	Hendry Thomas	10	9	770	0	1	4	0	19	9	0	0	2	1
28	M	Victor Ulloa	28	26	2365	0	1	13	3	16	21	0	9	4	0
16	F	Coy Craft	1	0	6	0	0	0	0	0	0	0	0	0	0
1	G	Raul Fernandez	21	20	1818	0	0	0	0	0	3	0	0	1	0
26	M	Danny Garcia	4	4	282	0	0	2	2	3	13	1	1	0	0
3	D	Moises Hernandez	17	13	1116	0	0	7	2	30	8	0	3	2	2
12	M	Ryan Hollingshead	11	4	289	0	0	6	1	3	3	1	0	0	0
4	M	Andrew Jacobson	13	5	542	0	0	2	0	6	9	1	0	1	0
8	M	Peter Luccin	11	2	245	0	0	8	2	9	1	0	0	1	0
6	M	Adam Moffat	20	13	1150	0	0	14	1	22	6	1	0	4	1
18	G	Chris Seitz	14	14	1242	0	0	0	0	0	0	0	0	1	0
34	D	Nicholas Walker	1	0	3	0	0	0	0	0	0	0	0	0	0
25	D	Walker Zimmerman	10	9	770	0	0	2	2	3	4	0	0	0	0
21	D	Walter Cabrera	0	0	0	0	0	0	0	0	0	0	0	0	0
44	G	Jesse Gonzalez	0	0	0	0	0	0	0	0	0	0	0	0	0
14	D	George John	0	0	0	0	0	0	0	0	0	0	0	0	0
15	M	Brian Span	0	0	0	0	0	0	0	0	0	0	0	0	0
32	F	Jonathan Top	0	0	0	0	0	0	0	0	0	0	0	0	0
		Own-goals received				2									
		Team totals	34	34	3060	55	36	386	137	418	442	76	170	53	10
		Opponent totals	34	34	3060	45	41	492	162	442	418	44	167	63	5

GAME-WINNING GOALS: Fabian Castillo 4, Blas Perez 3, Je-Vaughn Watson 2, Mauro Diaz 2

David Texeira 1, Michel 1, Andres Escobar 1, Tesho Akindele 1

GAME-WINNING ASSISTS: Tesho Akindele 2, Blas Perez 1, Michel 1, Stephen Keel 1, Matt Hedges 1

Andres Escobar 1, Mauro Diaz 1, Fabian Castillo 1

PENALTY KICK GOALS/ATTEMPTS: Michel 5-5, Blas Perez 2-3, Fabian Castillo 0-1

FC DALLAS INDIVIDUAL GOALKEEPING

UNF	POS	GOALKEEPER	GP	GS	MIN	SHTS	SV	GA	GAA	PG	PA	W	L	T	SO
1	G	Raul Fernandez	21	20	1818	95	66	25	1.24	3	4	9	8	3	4
18	G	Chris Seitz	14	14	1242	67	44	20	1.45	0	1	7	4	3	2
		Team totals	34	34	3060	162	110	45	1.32	3	5	16	12	6	6
		Opponent totals	34	34	3060	137	81	55	1.62	7	9	12	16	6	6

* = Played with other teams in 2014. Only FC Dallas statistics listed here.

FC DALLAS 2014 SCHEDULE

DAY	DATE	OPPONENT	RESULT	ATT.	W-L-T	POS.	PTS	NOTES:
Sat.	Mar. 8	Montreal	W 3-2	18,011	1-0-0	T1	3	DAL: Castillo (16) Perez (24) Diaz (47); MTL: Nyassi (10) Wenger (65)
Sat.	Mar. 15	at Sporting KC	T 1-1	19,431	1-0-1	T1	4	DAL: Hedges (90); KC: Collin (81)
Sat.	Mar. 22	Chivas USA	W 3-1	15,564	2-0-1	1	7	DAL: Castillo (71) Watson (78) Michel (86); CHV: Torres (81)
Sat.	Mar. 29	Portland	W 2-1	16,045	3-0-1	1	10	DAL: Perez (48+) Diaz (84); POR: own goal (66)
Sat.	Apr. 5	at Houston	W 4-1	22,202	4-0-1	1	13	DAL: Michel (31) Watson (61,70) own goal (68); HOU: Clark (41)
Sat.	Apr. 12	Seattle	L 2-3	17,070	4-1-1	1	13	DAL: Texeira (10) Michel (42); SEA: Dempsey (22,85) own goal (75)
Sat.	Apr. 19	Toronto FC	W 2-1	17,406	5-1-1	1	16	DAL: Hedges (37) Perez (88); TOR: Nakajima-Farran (21)
Sat.	Apr. 26	at D.C. United	L 1-4	11,172	5-2-1	T1	16	DAL: Diaz (13); DC: Espindola (49+,69) Boswell (60) Franklin (64) NY: Wright-Phillips (71)
Sun.	May 4	New York	L 0-1	17,105	5-3-1	3	16	DAL: Michel (16); SEA: Neagle (62) Cooper (88)
Wed.	May 7	at Seattle	L 1-2	38,489	5-4-1	3	16	DAL: Michel (76); SJ: Cato (25) own goal (73)
Sat.	May 10	at San Jose	L 1-2	10,525	5-5-1	T3	16	DAL: Castillo (83); CHV: Delgado (60)
Sat.	May 17	Chivas USA	T 1-1	15,039	5-5-2	3	17	DAL: Akindele (65); LA: Keane (24) Zardes (44)
Wed.	May 21	at Los Angeles	L 1-2	14,615	5-6-2	3	17	DAL: Akindele (65); LA: Keane (24) Zardes (44)
Sat.	May 24	at Real Salt Lake	T 0-0	20,488	5-6-3	T3	18	
Sat.	May 31	San Jose	L 1-2	15,682	5-7-3	T3	18	DAL: Perez (16); SJ: Harris (27) Pierazzi (45)
Sat.	June 7	Colorado	W 3-2	16,209	6-7-3	T4	21	DAL: Escobar (33) Loyd (47+) Castillo (62); COL: Brown (25) Martin (52)
Wed.	June 11	at Portland	T 2-2	20,814	6-7-4	T3	22	DAL: Castillo (27) Perez (39); POR: Johnson (79) Kah (94+)
Sun.	June 29	at Columbus	T 0-0	20,617	6-7-5	T4	23	
Fri.	July 4	Philadelphia	W 2-1	21,182	7-7-5	T3	26	DAL: Akindele (26) own goal (49); PHI: Okugo (43)
Sat.	July 19	New England	W 2-0	15,551	8-7-5	T2	29	DAL: Escobar (29) Akindele (91+)
Sun.	July 27	at Vancouver	T 2-2	21,000	8-7-6	T3	30	DAL: Perez (29) Michel (39); VAN: Mattocks (11) Morales (53)
Sun.	Aug. 3	at Chivas USA	W 1-0	3,951	9-7-6	T3	33	DAL: Akindele (49)
Sat.	Aug. 9	Colorado	W 3-1	15,731	10-7-6	3	36	DAL: Hedges (9) Michel (11) Castillo (55); COL: Torres (86)
Sat.	Aug. 16	at San Jose	W 5-0	10,525	11-7-6	3	39	DAL: Castillo (30,74) Akindele (43,58,86)
Fri.	Aug. 22	Real Salt Lake	W 2-1	17,622	12-7-6	T1	42	DAL: Watson (50) Castillo (74); RSL: Garcia (91+)
Sat.	Aug. 30	at Chicago	L 0-1	16,824	12-8-6	4	42	CHI: Earnshaw (83)
Sat.	Sept. 6	at Real Salt Lake	L 1-2	20,545	12-9-6	4	42	DAL: Michel (62); RSL: Findley (31) Saborio (77)
Sat.	Sept. 13	Vancouver	W 2-1	16,792	13-9-6	4	45	DAL: Perez (20,78); VAN: Hurtado (67)
Sat.	Sept. 20	at Los Angeles	L 1-2	22,863	13-10-6	4	45	DAL: Perez (54); LA: Keane (62) Gordon (84)
Wed.	Sept. 24	Seattle	W 3-1	14,601	14-10-6	4	48	DAL: Texeira (8,78) Perez (88); SEA: Neagle (58)
Sat.	Oct. 4	at Vancouver	L 0-2	20,183	14-11-6	4	48	VAN: Fernandez (14,18)
Sun.	Oct. 12	Los Angeles	W 2-1	19,039	15-11-6	4	51	DAL: Texeira (52) Castillo (87); LA: Ishizaki (22)
Sat.	Oct. 18	at Colorado	W 1-0	15,274	16-11-6	3	54	DAL: Perez (56)
Sat.	Oct. 25	Portland	L 0-2	17,231	16-12-6	4	54	POR: Nagbe (43) Urruti (82)

FC DALLAS

FC DALLAS – GAME-BY-GAME

#	Player	1	2	3	4	5	6	7	8	9	10	11	12	13	14	15	16	17	18	19	20	21	22	23	24	25	26	27	28	29	30	31	32	33	34	
1	Raul Fernandez	MTL	KC	CHV	POR	HOU	SEA	TOR	DC	NY	SEA	SJ	CHV	LA	RSL	SJ	COL	POR	CLB	PHI	NE	VAN	CHV	COL	SJ	RSL	CHI	RSL	VAN	LA	SEA	VAN	LA	COL	POR	
2	Moises Hernandez	3-2	1-1	3-1	2-1	4-1	2-3	2-1	1-4	0-1	1-2	1-2	1-1	1-2	0-0	1-2	3-2	2-2	0-0	2-1	2-0	2-2	1-0	3-1	5-0	2-1	0-1	1-2	2-1	1-2	3-1	0-2	2-1	1-0	0-2	
3	Andrew Jacobson	90D	90M	55	1					90G	90G	90G	90G	90G	89D	45D	87D	90D	90D	90D	90D	90D	90D	90D	90D	90D	90D	90D	90D	90D	90D	90D	90D	90D	90D	
4	Tair Benitez	90D	90D	90D	90D	90D	90D	90D	90D	90D	90D	90D	90D	90D	90D	90D	90D	90D	90D	90D	90D	90D	90D	90D	90D	90D	90D	90D	90D	90D	90D	90D	90D	90D	90D	
5	Adam Moffett	87M	11M							90M	64M	64	90M	37M	90M	67M	68M	90M	90M	88M	30	21	44F	13	10	24	45M	90F	90F	90F	90F	90F	90F	90F	90F	
6	Bias Perez	90F	90F	76F	66F	25				11	9	20	45F	79F	90F	85F	9	90F	45F	90F	89F	90F	89F	84F	84F	36	21	44F	13	10	24	45M	90F	90F		
7	Peter Luccin	2																																		
8	David Texeira	12	24	24	65F	86F	70F	16	15	65F	45	21																								
9	Mauro Diaz	88M	78M	90M	90M	79M	90M	89M	44M																											
10	Fabian Castellino	90M	90M	90M	89M	90M	90M	74M	90M	25	90M	90M	89M	90M	89M	90M	89M	90M	89M	90M	89M	90M	89M	90M	89M	90M	89M	90M	89M	90M	89M	90M	89M	90M	89M	
11	Ryan Hollingshead																																			
12	Tesho Akindede																																			
13	George John																																			
14	Brian Span																																			
15	Coy Craft																																			
16	Zach Loyd																																			
17	Chris Seitz	90G	90G	90G	90G	90G	90G	90G	90G	90G	90G	90G	90G	90G	90G	90G	90G	90G	90G	90G	90G	90G	90G	90G	90G	90G	90G	90G	90G	90G	90G	90G	90G	90G	90G	
18	Hendry Thomas	65M	89M																																	
19	Walter Cabrera																																			
20	London Woodberry																																			
21	Stephen Keel	90D	90D	90D	90D	90D	90D	90D	90D	90D	90D	90D	90D	90D	90D	90D	90D	90D	90D	90D	90D	90D	90D	90D	90D	90D	90D	90D	90D	90D	90D	90D	90D	90D	90D	
22	Kellyn Acosta	81D	61D	90D	90D																															
23	Matt Hedges	90D	90D	90D	90D	90D	90D	90D	90D	90D	90D	90D	90D	90D	90D	90D	90D	90D	90D	90D	90D	90D	90D	90D	90D	90D	90D	90D	90D	90D	90D	90D	90D	90D	90D	
24	Walker Zimmerman																																			
25	Danny Garcia	90M	90M	90M	40M	90M	70M	90M	90M	10M																										
26	Je-Vaughn Watson																																			
27	Victor Ulloa	90M	90M	90M	87M	19																														
28	Michel	25	3	14	90M	90M	90M	89M	89M																											
29	Jonathan Top																																			
30	Nicholas Walker																																			
31	Richard Sanchez																																			
32	Jesse Gonzalez																																			
33	Andres Escobar	9	29																																	

"00" = 100 minutes played
F/M/D/G = starting position

FC DALLAS – GAME-BY-GAME LOG

Game #1	03/08/2014	DAL 3 vs MTL 2	W
Game #2	03/15/2014	DAL 1 at KC 1	T
Game #3	03/22/2014	DAL 3 vs CHV 1	W
Game #4	03/29/2014	DAL 2 vs POR 1	W
Game #5	04/05/2014	DAL 4 at HOU 1	W
Game #6	04/12/2014	DAL 2 vs SEA 3	L
Game #7	04/19/2014	DAL 2 vs TOR 1	W
Game #8	04/26/2014	DAL 1 at DC 4	L
Game #9	05/04/2014	DAL 0 vs NY 1	L
Game #10	05/07/2014	DAL 1 at SEA 2	L
Game #11	05/10/2014	DAL 1 at ST 2	L
Game #12	05/17/2014	DAL 1 vs CHV 1	T
Game #13	05/21/2014	DAL 1 at LA 2	L
Game #14	05/24/2014	DAL 0 at RSL 0	T
Game #15	05/31/2014	DAL 3 vs COL 2	W
Game #16	06/07/2014	DAL 2 at POR 2	T
Game #17	06/11/2014	DAL 3 vs COL 2	T
Game #18	06/29/2014	DAL 0 at CLB 0	T
Game #19	07/04/2014	DAL 2 vs PHI 1	W
Game #20	07/19/2014	DAL 2 vs NE 0	W
Game #21	07/27/2014	DAL 2 at VAN 2	T
Game #22	08/03/2014	DAL 1 at CHV 0	W
Game #23	08/09/2014	DAL 3 vs COL 1	W
Game #24	08/16/2014	DAL 5 at ST 0	W
Game #25	08/22/2014	DAL 2 vs RSL 1	W
Game #26	08/30/2014	DAL 0 at CHI 1	L
Game #27	09/06/2014	DAL 1 at RSL 2	L
Game #28	09/13/2014	DAL 2 vs VAN 1	W
Game #29	09/20/2014	DAL 1 at LA 2	L
Game #30	09/24/2014	DAL 3 vs SEA 1	W
Game #31	10/04/2014	DAL 0 at VAN 2	L
Game #32	10/12/2014	DAL 2 vs LA 1	W
Game #33	10/18/2014	DAL 1 at COL 0	W
Game #34	10/25/2014	DAL 0 vs POR 2	L

Castillo 1 (Perez 1, Watson 1) 16; Perez 1 (penalty kick) 24; Diaz 1 (unassisted) 47
Hedges 1 (Michel 1) 90
Castillo 2 (Thomas 1, Diaz 1) 71; Watson 1 (unassisted) 78; Michel 1 (unassisted) 86
Perez 2 (Acosta 1, Benitez 1) 48+; Diaz 2 (unassisted) 84
Michel 2 (penalty kick) 31; Watson 2 (Diaz 2) 61; own goal (Barnes) 68; Watson 3 (Diaz 3) 70
Teixeira 1 (unassisted) 10; Michel 3 (penalty kick) 42
Hedges 2 (Michel 2) 37; Perez 3 (Hedges 1, Keel 1) 88
Diaz 3 (Perez 2, Castillo 1) 13
Michel 4 (penalty kick) 16
Michel 5 (unassisted) 76
Castillo 3 (Benitez 2) 83
Akindele 1 (Benitez 3) 65
Perez 4 (Castillo 2) 16
Escobar 1 (Benitez 4) 33; Loyd 1 (unassisted) 47+; Castillo 4 (unassisted) 62
Castillo 5 (Perez 3) 27; Perez 5 (Akindele 1) 39
Akindele 2 (Perez 4) 26; own goal (Williams) 49
Escobar 2 (unassisted) 29; Akindele 3 (Ulloa 1) 91+
Perez 6 (unassisted) 29; Michel 6 (penalty kick) 39
Akindele 4 (Castillo 3, Perez 5) 49
Hedges 3 (unassisted) 9; Michel 7 (penalty kick) 11; Castillo 6 (unassisted) 55
Castillo 7 (unassisted) 30; Akindele 5 (Castillo 4) 43; Akindele 6 (unassisted) 58; Castillo 8 (Perez 6) 74;
Akindele 7 (unassisted) 86
Watson 4 (Michel 3) 50; Castillo 9 (Akindele 2, Michel 4) 74
Michel 8 (unassisted) 62
Perez 7 (Watson 2) 20; Perez 8 (Akindele 3) 78
Perez 9 (Escobar 1) 54
Teixeira 2 (Escobar 2) 8; Teixeira 3 (Escobar 3) 78; Perez 10 (Michel 5) 88
Teixeira 4 (Escobar 4) 52; Castillo 10 (unassisted) 87
Perez 11 (penalty kick) 56

FC DALLAS – CUP COMPETITIONS – GAME-BY-GAME

FC DALLAS

#	Player	U.S. OPEN CUP				
		4R	5R	QF	SF	
		SANT	HOU	CARO	PHI	
		2-0	3-2	5-2	1-1	
1	Raul Fernandez			90G		120G
3	Moises Hernandez	90D	120D	45D		
4	Andrew Jacobson	45	53	62		
5	Tair Benitez	4	23			
6	Adam Moffat	90M	67M			45M
7	Blas Perez	78F	83F	90F		120F
8	Peter Lucchin		37			
9	David Teixeira	12				
10	Mauro Diaz			21		45M
11	Fabian Castillo	86M	120M	90M		120M
12	Ryan Hollingshead			75		
13	Tesho Akindede	45F	120F	90F		120F
14	George John					
15	Brian Span					
17	Zach Loyd	90D	120D	90D		120D
18	Chris Seltz	90G	120G	28M		
20	Hendry Thomas					
21	London Woodberry	90D	120D	45		75
22	Stephen Keel					
23	Kelvin Acosta			90D		120D
24	Matt Hedges			37D		
25	Walker Zimmerman					
26	Danny Garcia	90D	120D	90D		83
27	Je-Vaughn Watson	90M	120M	90M		120M
28	Victor Ulloa					
31	Michel			120D		
32	Jonathan Top					
34	Nicholas Walker					
40	Richard Sanchez					
44	Jesse Gonzalez					
91	Andres Escobar	90M	97M	69M		

U.S. OPEN CUP						
	DAL	2 vs	SANANT	0	W	
4R	06/17/2014	DAL	3 at	HOU	2	W (OT)
5R	06/24/2014	DAL	5 at	CAROLN	2	W
QF	07/08/2014	DAL	1 vs	PHI	1	L (3-4 pen)
SF	08/12/2014	DAL	1 vs	PHI	1	L (3-4 pen)

Castillo (Jacobson) 74; Escobar (Teixeira) 81
 Castillo (Watson) 35; Escobar (Castillo) 59; Akindede (unassisted) 98
 Perez (Akindede) 23; Perez (Watson) 34; Castillo (Escobar) 44; Diaz (Castillo) 89; Perez (Castillo) 90+





D.C. UNITED

2014 RECORD

	GP	W-L-T	PTS	GF	GA
United	34	17-9-8	59	52	37

RECORD at RFK STADIUM

	GP	W-L-T	PTS	GF	GA
	17	11-2-4	37	28	12

RECORD on road

	GP	W-L-T	PTS	GF	GA
	17	6-7-4	22	24	25

RECORD at the half

	W	L	T
LEADING	14	0	1
TIED	3	4	5
TRAILING	0	5	2

RECORD with the first goal

	W	L	T
SCORING	16	0	1
CONCEDING	1	9	4

TEAM COMPARISONS

	FOR	AGAINST
GOALS SCORED	1.53 (8th)	1.09 (1st)
TOTAL SHOTS	10.76 (18th)	13.44 (7th)
SHOTS ON GOAL	4.24 (15th)	4.56 (9th)
SHOOTING ACCURACY	39.3% (2nd)	33.9% (14th)
SCORING %AGE	14.2% (2nd)	8.1% (19th)
FOULS	12.62 (8th)	11.68 (13th)
CORNER KICKS	4.00 (17th)	4.68 (12th)
OFFSIDE	2.50 (5th)	2.35 (7th)

GOALS SCORED IN GAME

GP	0	1	2	3	4+	TOT	AVG
34	9	9	8	5	3	52	1.53

GOALS ALLOWED IN GAME

GP	0	1	2	3	4+	TOT	AVG
34	12	13	4	4	1	37	1.09

GOALS BY INTERVALS

	TOT	0-15	16-30	31-45+	46-60	61-75	76-90+
FOR	52	7	8	10	8	11	8
AGAINST	37	6	8	5	5	2	11

WHERE THE GOALS COME FROM

	FOR	AGAINST
GOALS SCORED	52	37
MINUTES PER GOAL	59	83

HOW SCORED

RIGHT FOOT	26	27
LEFT FOOT	17	5
HEADERS	9	5
OTHER	0	0


TYPE OF PLAY

OPEN PLAY	25	19
CROSS	10	5
CORNER	5	7
REBOUND	0	1
PENALTIES	4	5
DIRECT FROM FREE KICK	2	0
FREE KICK (INDIRECT)	2	0
OWN GOALS	4	0

DISTANCE

INSIDE GOAL AREA	11	10
INSIDE PENALTY AREA	32	24
OUTSIDE PENALTY AREA	9	3

PRIMARY TEAM





D.C. UNITED

No.	Player	Pos	Ht	Wt	Birthdate	Birthplace	2014				CAREER				
							GP	GS	G	A	GP	GS	G	A	
2	Jeff Parke	DF	6-1	185	03/23/1982	Abington, PA	13	13	0	0	254	247	2	6	
MLS Season: 10. Last club: Philadelphia Union															
3	David Estrada	MF	5-8	155	02/04/1988	Morelia, Michoacan, Mexico	10	3	0	2	50	21	5	2	
MLS Season: 5. Last club: Seattle Sounders FC															
4	Nana Attakora	DF	6-1	185	03/27/1989	North York, Ontario, Canada	0	0	0	0	70	62	3	5	
MLS Season: 5. Last club: San Jose Earthquakes															
5	Sean Franklin	DF	5-10	160	03/21/1985	Panorama City, CA	29	28	1	4	189	178	6	24	
MLS Season: 5. Last club: Los Angeles Galaxy															
6	Kofi Opare	DF	6-2	190	10/12/1990	Mampong, Ghana	6	5	0	0	12	11	1	0	
MLS Season: 2. Last club: Los Angeles Galaxy															
7	Eddie Johnson	FW	6-0	180	03/31/1984	Bunnell, FL	26	22	7	3	202	162	71	21	
Designated Player. MLS Season: 10. Last club: Seattle Sounders FC															
8	Davy Arnaud	MF	5-11	160	06/22/1980	Nederland, TX	31	30	2	0	328	295	50	43	
MLS Season: 13. Last club: Montreal Impact															
9	Fabian Espindola	FW	5-9	160	05/04/1985	San Luis, Argentina	27	24	11	9	180	151	55	28	
MLS Season: 8. Last club: New York Red Bulls															
11	Luis Silva	FW	5-11	163	12/10/1988	Los Angeles, CA	27	22	11	4	84	68	19	13	
MLS Season: 3. Last club: Toronto FC															
12	Alex Caskey	MF	5-10	152	07/22/1988	Dunwoody, GA	11	2	0	0	41	19	1	4	
MLS Season: 3. Last club: Seattle Sounders FC															
13	Chris Pontius	MF	6-0	168	05/12/1987	West Covina, CA	6	3	1	0	129	109	28	16	
MLS Season: 6. 2009 SuperDraft: Round 1, Pick 7 (California-Santa Barbara)															
14	Nick DeLeon	MF	5-10	170	07/17/1990	Phoenix, AZ	32	31	2	5	85	79	10	10	
MLS Season: 3. 2012 SuperDraft: Round 1, Pick 7 (Louisville)															
15	Steve Birnbaum	DF	6-1	180	01/23/1991	Irvine, CA	21	21	0	0	21	21	0	0	
MLS Season: 1. 2014 SuperDraft: Round 1, Pick 2 (California)															
17	Conor Shanosky	MF	6-4	185	12/13/1991	Pittsburgh, PA	0	0	0	0	5	3	0	0	
Homegrown Player. MLS Season: 2.															
18	Chris Rolfe	FW	5-9	145	01/17/1983	Kettering, OH	23	21	6	6	199	169	54	28	
MLS Season: 3. Last club: Chicago Fire															
19	Kyle Porter	MF	6-0	160	01/19/1990	Toronto, Ontario, Canada	5	0	0	0	32	18	3	1	
MLS Season: 2. Last club: Vancouver Whitecaps FC															
20	Jalen Robinson	DF	5-9	145	05/08/1994	Cantonsville, MD	0	0	0	0	0	0	0	0	
Homegrown Player. MLS Season: 1.															
21	Samuel Inkoom	MF	5-10	165	06/01/1989	Sekondi-Takoradi, Ghana	2	1	0	1	2	1	0	1	
MLS Season: 2. Last club: Plataniak FC (Greece)															
22	Chris Korb	DF	5-9	160	10/08/1987	Cleveland, OH	19	15	0	3	87	79	0	8	
MLS Season: 4. 2011 SuperDraft: Round 2, Pick 31 (Akron)															
23	Perry Kitchen	MF	6-0	160	02/29/1992	Indianapolis, IN	31	31	5	4	125	124	7	9	
MLS Season: 3.															
24	Lewis Neal	MF	5-11	155	07/14/1981	Leicester, England	26	7	0	1	53	19	2	3	
MLS Season: 3. Last club: Orlando City (USL Pro)															
25	Jared Jeffrey	MF	5-11	165	06/14/1990	Richardson, TX	10	2	0	0	20	12	2	0	
MLS Season: 2. Last club: Mainz (Germany)															
27	Collin Martin	MF	5-11	150	11/09/1994	Chevy Chase, MD	6	2	0	0	13	6	0	1	
Homegrown Player. MLS Season: 2.															
28	Bill Hamid	GK	6-3	225	11/25/1990	Annandale, VA	30	30	0	1	115	115	0	1	
Homegrown Player. MLS Season: 5.															
29	Michael Seaton	FW	6-0	180	05/01/1996	Spanish Town, Jamaica	2	1	0	0	5	2	0	0	
Homegrown Player. MLS Season: 2.															
30	Conor Doyle	FW	6-1	175	10/13/1991	McKinney, TX	17	1	0	0	31	9	2	1	
MLS Season: 2. Last club: Derby County (England)															
31	Joe Willis	GK	6-5	190	08/10/1988	St. Louis, MO	0	0	0	0	23	22	0	0	
MLS Season: 4. 2011 SuperDraft: Round 3, Pick 50 (Univ. of Denver)															
32	Bobby Boswell	DF	6-2	185	03/15/1983	Austin, TX	34	34	1	3	291	288	14	12	
MLS Season: 10. Last club: Houston Dynamo															
33	Taylor Kemp	DF	5-11	153	07/23/1990	Highlands Ranch, CO	13	12	1	2	21	18	1	2	
MLS Season: 2. 2013 SuperDraft: Round 1, Pick 17 (Maryland)															
50	Andrew Dykstra	GK	6-4	195	01/02/1986	Honolulu, HI	4	4	0	0	21	21	0	1	
MLS Season: 3. Last club: Charleston Battery (USL)															

HEAD COACH: Ben Olsen

05/03/1977

W49 L64 T35



D.C. UNITED PLAYOFF HISTORY

vs. Team	No. of Series		GP	W-L-T	OT	ShO	GF	GA	Last Mtg.	Round	Series Result
	Series	W-L									
Chicago	4	0-4	7	0-5-2	0-0-0	0-0	2	13	2007	Quarterfinals	Lost 1 games to 0
Colorado	1	1-0	1	1-0-0	0-0-0	0-0	2	1	1997	MLS Cup '97	Won MLS Cup '97
Columbus	3	3-0	8	6-2-0	0-0-0	0-0	18	12	1999	East Finals	Won 2 games to 1
Houston	1	0-1	2	0-1-1	0-0-0	0-0	2	4	2012	Semifinals	Lost 1 games to 0
Kansas City	1	1-0	1	1-0-0	0-0-0	0-0	3	2	2004	MLS Cup '04	Won MLS Cup '04
Los Angeles	2	2-0	2	2-0-0	1-0-0	0-0	5	2	1999	MLS Cup '99	Won MLS Cup '99
Miami	2	2-0	4	4-0-0	0-0-0	2-0	4	1	1999	East Semifinals	Won 2 games to 0
New England	3	2-1	4	3-1-0	1-0-0	2-0	8	6	2006	Semifinals	Lost 1 games to 0
New York	4	4-0	9	6-1-2	0-0-0	0-1	13	5	2012	Quarterfinals	Won 1 games to 0
Tampa Bay	1	1-0	2	2-0-0	0-0-0	0-0	6	2	1996	East Finals	Won 2 games to 0
TOTALS	22	16-6	40	25-10-5	2-0-0	4-1	63	48			

D.C. UNITED – ALL-TIME POSTSEASON RESULTS

DATE	OPPONENT	RESULT	ATT.	W-L-T	RD.	GOALS:
09/24/1996	at MetroStars	L 2-3	14,416	0-1-0	QTR	DC: Diaz Arce (24) Moreno (56); MET: De Avila (38) Savarese (75)
09/27/1996	MetroStars	W 1-0	21,442	1-1-0	QTR	DC: Etcheverry (72)
10/02/1996	MetroStars	W 2-1	20,423	2-1-0	QTR	DC: Rammel (67) Diaz Arce (89); MET: De Avila (86)
10/10/1996	Tampa Bay	W 4-1	23,566	3-1-0	SEM	DC: Diaz Arce (36,58,60) Rammel (54); TB: Lassiter (42)
10/12/1996	at Tampa Bay	W 2-1	9,339	4-1-0	SEM	DC: Williams (49) Diaz Arce (82); TB: Ralston (14)
10/20/1996	at Los Angeles	W 3-2 (OT)	34,643	5-1-0	FIN	DC: Sanneh (73) Medved (81) Pope (94); LA: Hurtado (5) Armas (56)
10/05/1997	New England	W 4-1	12,540	1-0-0	QTR	DC: Wegerle (13,56) Moreno (65,76); NE: Burns (89)
10/08/1997	at New England	W 2-1	16,233	2-0-0	QTR	DC: Williams (53); NE: Moore (72)
10/12/1997	Columbus	W 3-2	11,820	3-0-0	SEM	DC: Sanneh (9,45) Diaz Arce (29); CLB: Farrell (57) Dooley (73)
10/15/1997	at Columbus	W 1-0	9,506	4-0-0	SEM	DC: Diaz Arce (47)
10/26/1997	Colorado	W 2-1	57,431	5-0-0	FIN	DC: Moreno (37) Sanneh (68); COL: Paz (75)
09/30/1998	Miami	W 2-1	15,187	1-0-0	QTR	DC: Lassiter (28) Moreno (38); MIA: McLaren (69)
10/04/1998	at Miami	W 1-0	13,128	2-0-0	QTR	
10/11/1998	Columbus	W 2-0	17,755	3-0-0	SEM	DC: Sanneh (68) Etcheverry (78)
10/18/1998	at Columbus	L 2-4	13,193	3-1-0	SEM	DC: Sanneh (65) Lassiter (77); CLB: McBride (8,47) Dooley (37) John (81)
10/21/1998	Columbus	W 3-0	21,453	4-1-0	SEM	DC: Agoos (12) Lassiter (44,79)
10/25/1998	at Chicago	L 0-2	51,350	4-2-0	FIN	CHI: Podbrozny (29) Gutierrez (45)
10/16/1999	Miami	W 2-0	18,011	1-0-0	QTR	DC: Moreno (34,88)
10/24/1999	at Miami	W 1-0	8,446	2-0-0	QTR	
10/31/1999	Columbus	W 2-1	14,529	3-0-0	SEM	DC: Moreno (15) Olsen (72); CLB: Cunningham (82)
11/07/1999	at Columbus	L 1-5	12,778	3-1-0	SEM	DC: Lassiter (7); CLB: Elcock (20) Cunningham (41) John (48,61,84)
11/13/1999	Columbus	W 4-0	21,451	4-1-0	SEM	DC: Moreno (17) Lassiter (34,52) Etcheverry (86)
11/21/1999	at Los Angeles	W 2-0	44,910	5-1-0	FIN	DC: Moreno (19) Olsen (45)
11/01/2003	Chicago	L 0-2	15,202	0-1-0	QTR	CHI: Williams (4) Razov (90)
11/09/2003	at Chicago	L 0-2	15,312	0-2-0	QTR	CHI: Ralph (17) Razov (55)
10/23/2004	at MetroStars	W 2-0	11,161	1-0-0	QTR	DC: Stewart (67) Eskandarian (88)
10/30/2004	MetroStars	W 2-0	15,763	2-0-0	QTR	DC: Moreno (85) Namoff (89)
11/06/2004	New England	W 3-3 (OT)	21,201	3-0-0	SEM	DC: Eskandarian (11) Moreno (21) Gomez (67); NE: Twellman (17) Ralston (44) Noonan (85)
11/14/2004	at Kansas City	W 3-2	25,797	4-0-0	FIN	DC: Eskandarian (19,23) own goal (26); KC: Burciaga (6) Wolff (58)
10/21/2005	at Chicago	T 0-0	11,493	0-0-1	QTR	
10/30/2005	Chicago	L 0-4	20,089	0-1-1	QTR	CHI: Stewart (10) Guerrero (37,45) Marsch (67)
10/21/2006	at New York	W 1-0	8,630	1-0-0	QTR	DC: Gomez (77)
10/29/2006	New York	T 1-1	21,455	1-0-1	QTR	DC: Gomez (86); NY: Altidore (70)
11/05/2006	New England	L 0-1	19,552	1-1-1	SEM	NE: Twellman (4)
10/25/2007	at Chicago	L 0-1	17,834	0-1-0	QTR	CHI: Rolfe (14)
11/01/2007	Chicago	T 2-2	19,438	0-1-1	QTR	DC: Simms (69) Gomez (74); CHI: Barrett (31) Rolfe (33)
11/03/2012	New York	T 1-1	17,556	0-0-1	QTR	DC: own goal (61); NY: own goal (65)
11/08/2012	at New York	W 1-0	14,035	1-0-1	QTR	DC: DeLeon (88)
11/11/2012	at Houston	L 1-3	22,101	1-1-1	SEM	DC: DeLeon (27); HOU: Hainault (51) Bruin (68) Sarkodie (81)
11/18/2012	Houston	T 1-1	20,015	1-1-2	SEM	DC: Boskovic (83); HOU: Garcia (34)

CAREER POSTSEASON STATISTICS FOR CURRENT D.C. UNITED PLAYERS

UNF	POS	PLAYER	GP	GS	MIN	G	A	SHT	SOG	PKG	PKA	SKG	SKA	FC	FS	OFF	CK	C	E
8	M	Davy Arnaud	15	9	927	4	1	12	8	0	0	0	0	23	26	6	0	5	0
32	D	Bobby Boswell	25	24	2304	0	0	5	1	0	0	0	0	22	19	0	0	3	0
12	M	Alex Caskey	1	1	73	0	0	0	0	0	0	0	0	2	3	0	0	0	0
14	M	Nick DeLeon	4	4	360	2	0	4	3	0	0	0	0	2	0	1	0	0	0
9	F	Fabian Espindola	14	8	798	1	0	19	8	0	0	0	1	18	15	15	0	1	0
3	M-F	David Estrada	3	0	51	0	0	1	1	0	0	0	0	0	0	0	0	0	0
5	D	Sean Franklin	18	18	1710	1	4	6	3	0	0	0	0	15	9	4	0	3	0
7	F	Eddie Johnson	12	8	807	3	1	20	7	0	0	0	0	13	25	19	0	3	0
23	M	Perry Kitchen	4	4	360	0	0	3	0	0	0	0	0	4	6	0	0	0	0
22	D	Chris Korb	3	3	270	0	0	4	2	0	0	0	0	2	1	0	0	0	0
24	M	Lewis Neal	4	1	234	0	0	5	2	0	0	0	0	1	0	1	0	0	0
6	D	Kofi Opare	2	2	195	0	0	0	0	0	0	0	0	2	1	0	0	0	0
2	D	Jeff Parke	13	13	1145	0	0	9	3	0	0	0	0	12	11	0	0	2	0
13	M-F	Chris Pontius	3	3	191	0	0	6	2	0	1	0	0	2	3	1	0	0	0
18	F	Chris Rolfe	15	15	1279	4	2	35	16	0	0	0	0	13	14	4	0	0	0

UNF	POS	GOALKEEPER	GP	GS	MIN	SHTS	SV	GA	GAA	PKG	PKA	SKG	SKA	W	L	T	SO
28	GK	Bill Hamid	3	3	249	2	10	2	0.72	0	0	0	0	0	0	2	0
31	GK	Joe Willis	2	1	108	1	5	3	2.50	0	1	0	0	1	1	0	0



ALL-TIME D.C. UNITED POSTSEASON STATISTICS (25-10-5, 72 PTS.)

PLAYER	GP	GS	MIN	G	A
Jaime Moreno	32	31	2820	12	10
Raul Diaz Arce	10	9	844	8	1
Roy Lassiter	11	11	882	7	1
Tony Sanneh	15	7	745	6	3
Alecko Eskandarian	7	7	596	4	1
Christian Gomez	11	11	825	4	1
Marco Etcheverry	23	23	2016	3	13
Richie Williams	22	22	1922	2	4
Ben Olsen	22	22	1925	2	2
Nick DeLeon	4	4	360	2	0
Steve Rammel	2	2	166	2	0
Roy Wegerle	2	2	144	2	0
Jeff Agoos	23	23	2074	1	4
Earnie Stewart	6	6	501	1	2
Eddie Pope	23	23	2028	1	1
Branko Boskovic	4	4	321	1	0
Shawn Medved	5	0	113	1	0
Bryan Namoff	12	12	1096	1	0
Clyde Simms	5	2	195	1	0
John Harkes	17	17	1507	0	6
David Vaudreuil	9	6	566	0	5
John Maessner	15	13	1017	0	3
Rod Dyachenko	3	0	83	0	2
Joshua Gros	8	5	575	0	2
Carey Talley	11	7	717	0	2
Freddy Adu	7	3	356	0	1
Brian Carroll	10	10	918	0	1
Mario Gori	10	9	767	0	1
Maicon Santos	1	1	90	0	1
Ryan Nelsen	5	5	450	0	1
Lionard Pajoy	4	4	326	0	1
Clint Peay	5	5	434	0	1
Tom Presthus	13	12	1081	0	1
Robbie Russell	3	3	270	0	1
Nicholas Addlery	1	0	25	0	0
Geoff Aunger	9	2	197	0	0
Bobby Boswell	5	4	414	0	0
Marc Burch	2	2	131	0	0
Jeff Carroll	1	0	1	0	0
Jeff Causey	1	0	1	0	0
Ronald Cerritos	2	1	111	0	0
Bobby Convey	2	2	180	0	0
Judah Cooks	2	0	10	0	0
Dwayne De Rosario	1	0	28	0	0
Matias Donnet	2	0	34	0	0
Emiliano Dudar	3	1	97	0	0
Luciano Emilio	2	1	77	0	0
Facundo Erpen	5	5	365	0	0
Lucio Filomeno	1	0	45	0	0
Fred	2	2	180	0	0
Scott Garlick	5	5	449	0	0
Bill Hamid	3	3	249	0	0
Ezra Hendrickson	2	1	142	0	0
Ben Iroha	3	0	43	0	0
Galin Ivanov	1	1	90	0	0
Dejan Jakovic	4	4	360	0	0
Kris Kelderman	1	0	2	0	0
Perry Kitchen	4	4	360	0	0
Chris Korb	3	3	270	0	0
Dema Kovalenko	7	7	597	0	0
Guy-Roland Kpene	1	1	45	0	0
Carlos Llamasa	13	13	1114	0	0
Thiago Martins	1	0	9	0	0
Brandon McDonald	3	3	236	0	0
Devon McTavish	2	1	121	0	0
Jason Moore	3	0	41	0	0
Andy Najjar	1	1	71	0	0
Lewis Neal	4	1	234	0	0
Troy Perkins	5	5	450	0	0
Mike Petke	6	6	570	0	0
Chris Pontius	3	3	191	0	0
Brandon Prideaux	7	4	387	0	0
Santino Quaranta	6	3	231	0	0
Eliseo Quintanilla	2	1	112	0	0
Raphael Augusto	1	0	50	0	0
Nick Rimando	6	6	570	0	0
Hamdi Salihi	2	0	34	0	0
Marcelo Saragosa	4	4	265	0	0

Mark Simpson	6	6	543	0	0
Mike Slivinski	1	0	9	0	0
Diego Sonora	5	4	366	0	0
Hristo Stoichkov	2	1	101	0	0
Greg Vanney	2	2	180	0	0
Jamil Walker	2	1	49	0	0
Doug Warren	2	2	180	0	0
Joe Willis	2	1	108	0	0
John Wilson	1	1	90	0	0
A.J. Wood	8	1	167	0	0
Own-goals received				2	
Team totals	40	40	3640	63	72
Opponent totals	40	40	3640	48	51

UNITED INDIVIDUAL GOALKEEPING

GOALKEEPER	GP	GS	SV	GA	GAA	SO
Jeff Causey	1	0	0	0	0.00	0
Bill Hamid	3	3	10	2	0.72	0
Troy Perkins	5	5	11	5	1.00	1
Scott Garlick	5	5	26	5	1.00	1
Tom Presthus	13	12	35	13	1.08	7
Mark Simpson	6	6	21	7	1.16	1
Nick Rimando	6	6	27	9	1.42	3
Doug Warren	2	2	8	4	2.00	0
Joe Willis	2	1	5	3	2.50	0
Team totals	40	40	143	48	1.19	14
Opponent totals	40	40	156	63	1.56	9



D.C. UNITED

D.C. UNITED INDIVIDUAL HIGH GAMES (2014)

Goals
3 Luis Silva 06/11/2014 at MTL W 4-2

Assists
3 Fabian Espindola 06/11/2014 at MTL W 4-2

Shots
6 Fabian Espindola 04/26/2014 vs. DAL W 4-1

Shots on Goal
3 5 times

Fouls Committed
5 Fabian Espindola 03/22/2014 at TOR L 0-1
5 Davy Arnaud 10/03/2014 vs. KC T 0-0

Fouls Suffered
5 Eddie Johnson 04/05/2014 vs. NE W 2-0
5 Davy Arnaud 05/21/2014 vs. HOU W 2-0
5 Fabian Espindola 08/17/2014 vs. COL W 4-2

Offside
4 Eddie Johnson 04/05/2014 vs. NE W 2-0
4 Eddie Johnson 05/24/2014 at NE L 1-2

Saves
8 Bill Hamid 07/30/2014 vs. TOR W 3-0

Shots Faced
8 Bill Hamid 07/11/2014 at SJ W 2-1
8 Bill Hamid 07/30/2014 vs. TOR W 3-0
8 Bill Hamid 08/09/2014 at RSL L 0-3
8 Bill Hamid 08/27/2014 at LA L 1-4

Goals Allowed
4 Bill Hamid 08/27/2014 at LA L 1-4

TEAM HIGH GAMES (2014)

Goals
4 04/26/2014 vs. DAL W 4-1
4 06/11/2014 at MTL W 4-2
4 08/17/2014 vs. COL W 4-2

Assists
5 08/17/2014 vs. COL W 4-2

Shots
18 04/26/2014 vs. DAL W 4-1

Shots on Goal
10 10/12/2014 at HOU W 3-1

Fouls Committed
20 03/22/2014 at TOR L 0-1

Fouls Suffered
19 06/07/2014 vs. CLB T 0-0

Corner Kicks
9 04/26/2014 vs. DAL W 4-1

Offside
7 04/05/2014 vs. NE W 2-0

Saves
8 07/30/2014 vs. TOR W 3-0

Shots Faced
9 07/11/2014 at SJ W 2-1

Goals Allowed
4 08/27/2014 at LA L 1-4

TEAM LOW GAMES (2014)

Shots
3 08/27/2014 at LA L 1-4

Shots on Goal
1 03/08/2014 vs. CLB L 0-3

Fouls Committed
6 10/18/2014 vs. CHI W 2-1

Fouls Suffered
4 08/31/2014 vs. NY W 2-0

Corner Kicks
1 04/19/2014 at CLB T 1-1
1 05/24/2014 at NE L 1-2
1 09/10/2014 at NY L 0-1

Offside
0 06/28/2014 vs. SEA L 0-1
0 08/09/2014 at RSL L 0-3
0 08/27/2014 at LA L 1-4

Saves
1 5 times

Shots Faced
1 04/05/2014 vs. NE W 2-0

D.C. UNITED INDIVIDUAL POSTSEASON HIGH GAMES (1996-2012)

Goals
3 Raul Diaz Arce 10/10/1996 vs. TB W 4-1

Assists
3 Marco Etcheverry 11/13/1999 vs. CLB W 4-0

Shots
7 Jaime Moreno 10/05/1997 vs. NE W 4-1
7 Marco Etcheverry 10/11/1998 vs. CLB W 2-0
7 Jaime Moreno 10/16/1999 vs. MIA W 2-0
7 Roy Lassiter 11/13/1999 vs. CLB W 4-0

Shots on Goal
5 Jaime Moreno 10/16/1999 vs. MIA W 2-0

Fouls Committed
7 Ben Olsen 10/21/1998 vs. CLB W 3-0
7 Bryan Namoff 11/06/2004 vs. NE T 3-3

Fouls Suffered
7 Jaime Moreno 10/15/1997 at CLB W 1-0

Offside
6 Roy Lassiter 10/24/1999 at MIA W 0-0

Saves
9 Scott Garlick 10/26/1997 vs. COL W 2-1

Shots Faced
10 Scott Garlick 10/26/1997 vs. COL W 2-1
10 Nick Rimando 11/06/2004 vs. NE T 3-3

Goals Allowed
5 Tom Presthus 11/07/1999 at CLB L 1-5

TEAM POSTSEASON HIGH GAMES (1996-2012)

Goals
4 10/10/1996 vs. TB W 4-1
4 10/05/1997 vs. NE W 4-1
4 11/13/1999 vs. CLB W 4-0

Assists
8 10/05/1997 vs. NE W 4-1

Shots
22 10/25/1998 at CHI L 0-2

Shots on Goal
11 10/02/1996 vs. MET W 2-1

Fouls Committed
27 10/18/1998 at CLB L 2-4

Fouls Suffered
29 11/07/1999 at CLB L 1-5

Corner Kicks
13 11/01/2007 vs. CHI T 2-2

Offside
12 10/24/1999 at MIA W 0-0

Saves
9 10/26/1997 vs. COL W 2-1

Shots Faced
10 10/26/1997 vs. COL W 2-1
10 11/06/2004 vs. NE T 3-3

Goals Allowed
5 11/07/1999 at CLB L 1-5

TEAM POSTSEASON LOW GAMES (1996-2012)

Shots
4 10/21/2005 at CHI T 0-0

Shots on Goal
0 10/21/2005 at CHI T 0-0

Fouls Committed
5 10/10/1996 vs. TB W 4-1

Fouls Suffered
6 09/24/1996 at MET L 2-2

Corner Kicks
1 11/01/2003 vs. CHI L 0-2
1 11/08/2012 at NY W 1-0

Offside
0 09/27/1996 vs. MET W 1-0
0 10/11/1998 vs. CLB W 2-0

Saves
0 11/05/2006 vs. NE L 0-1

Shots Faced
1 11/05/2006 vs. NE L 0-1

2014 D.C. UNITED STATISTICS (17-9-8, 59 pts.)

UNF	POS	PLAYER	GP	GS	MIN	G	A	SHT	SOG	FC	FS	OFF	CK	C	E
9	F	Fabian Espindola	27	24	2124	11	9	68	31	49	45	28	89	5	1
11	F	Luis Silva	27	22	1523	11	4	39	17	20	18	4	26	2	0
7	F	Eddie Johnson	26	22	1957	7	3	42	18	34	49	32	0	3	1
18	F	Chris Rolfe (TOT)	23	21	1755	6	6	34	13	12	21	0	13	0	0
18	F	Chris Rolfe (DC)	21	20	1679	6	6	33	13	12	20	0	8	0	0
23	M	Perry Kitchen	31	31	2790	5	4	18	11	65	30	0	0	11	0
14	M	Nick DeLeon	32	31	2707	2	5	47	18	31	25	1	2	3	0
8	M	Davy Arnaud	31	30	2626	2	0	21	6	47	53	2	2	8	0
5	D	Sean Franklin	29	28	2532	1	4	16	3	19	15	5	1	0	0
32	D	Bobby Boswell	34	34	3045	1	3	19	5	36	11	1	0	2	0
33	D	Taylor Kemp	13	12	1083	1	2	5	2	14	7	0	0	2	0
13	M	Chris Pontius	6	3	276	1	0	6	4	1	6	1	1	0	0
22	D	Chris Korb	19	15	1376	0	3	4	2	15	6	0	0	3	0
3	M	David Estrada (TOT)	10	3	306	0	2	4	1	4	8	0	0	0	0
3	M	David Estrada (DC)	9	3	301	0	2	4	1	4	8	0	0	0	0
3	D	Cristian Fernandez	15	15	1342	0	1	9	3	14	20	2	0	3	0
28	G	Bill Hamid	30	30	2700	0	1	0	0	1	4	0	0	1	0
21	M	Samuel Inkoom	2	1	70	0	1	0	0	1	1	0	0	0	0
24	M	Lewis Neal	26	7	899	0	1	3	1	8	10	2	5	4	0
15	D	Steve Birnbaum	21	21	1890	0	0	11	1	10	14	0	0	0	0
12	M	Alex Caskey	11	2	198	0	0	3	1	4	5	1	0	0	1
30	F	Conor Doyle	17	1	301	0	0	4	2	11	10	4	0	1	0
50	G	Andrew Dykstra	4	4	360	0	0	0	0	0	0	0	0	0	0
25	M	Jared Jeffrey	10	2	329	0	0	4	1	12	1	0	2	2	0
27	M	Collin Martin	6	2	198	0	0	3	0	3	3	0	0	0	0
6	D	Kofi Opare (TOT)	6	5	495	0	0	2	0	4	6	0	0	2	0
6	D	Kofi Opare (DC)	0	0	0	0	0	0	0	0	0	0	0	0	0
2	D	Jeff Parke	13	13	1162	0	0	1	1	15	2	0	0	1	0
19	M	Kyle Porter	5	0	65	0	0	3	1	2	2	0	0	0	0
29	F	Michael Seaton	2	1	60	0	0	3	2	1	1	2	0	0	0
4	D	Nana Attakora	0	0	0	0	0	0	0	0	0	0	0	0	0
20	D	Jalen Robinson	0	0	0	0	0	0	0	0	0	0	0	0	0
17	M	Conor Shanosky	0	0	0	0	0	0	0	0	0	0	0	0	0
31	G	Joe Willis	0	0	0	0	0	0	0	0	0	0	0	0	0
		Own-goals received				4									
		Team totals	34	34	3060	52	49	366	144	429	397	85	136	51	3
		Opponent totals	34	34	3060	37	31	457	155	397	429	80	159	47	5

GAME-WINNING GOALS: Luis Silva 4, Chris Rolfe 3, Fabian Espindola 3, Perry Kitchen 2
Eddie Johnson 2, Bobby Boswell 1, Davy Arnaud 1

GAME-WINNING ASSISTS: Fabian Espindola 4, Chris Rolfe 2, Chris Korb 2, Sean Franklin 2, Luis Silva 1
Lewis Neal 1, Perry Kitchen 1, Taylor Kemp 1, Eddie Johnson 1, Bill Hamid 1
Bobby Boswell 1

PENALTY KICK GOALS/ATTEMPTS: Luis Silva 2-2, Eddie Johnson 2-2, Fabian Espindola 0-1

D.C. UNITED INDIVIDUAL GOALKEEPING

UNF	POS	GOALKEEPER	GP	GS	MIN	SHTS	SV	GA	GAA	PG	PA	W	L	T	SO
50	G	Andrew Dykstra	4	4	360	9	6	3	0.75	0	1	3	0	1	2
28	G	Bill Hamid	30	30	2700	146	110	34	1.13	5	5	14	9	7	10
		Team totals	34	34	3060	155	116	37	1.09	5	6	17	9	8	12
		Opponent totals	34	34	3060	144	91	52	1.53	4	5	9	17	8	9

* = Played with other teams in 2014. Only D.C. United statistics listed here.

D.C. UNITED 2014 SCHEDULE

DAY	DATE	OPPONENT	RESULT	ATT.	W-L-T	POS.	PTS	NOTES:
Sat.	Mar. 8	Columbus	L 0-3	13,840	0-1-0	T4	0	CLB: Arrieta (18) Higuain (27,90)
Sat.	Mar. 22	at Toronto FC	L 0-1	22,591	0-2-0	T9	0	TOR: Defoe (60)
Sat.	Mar. 29	Chicago	T 2-2	9,445	0-2-1	T9	1	DC: Espindola (35) Kitchen (73); CHI: Hurtado (27) Amarikwa (82)
Sat.	Apr. 5	New England	W 2-0	10,526	1-2-1	T6	4	DC: own goal (43) Rolfe (93+)
Sat.	Apr. 12	New York	W 1-0	12,364	2-2-1	T4	7	DC: Arnaud (4)
Sat.	Apr. 19	at Columbus	T 1-1	11,437	2-2-2	T4	8	DC: Espindola (31); CLB: Jimenez (90)
Sat.	Apr. 26	FC Dallas	W 4-1	11,172	3-2-2	T2	11	DC: Espindola (49+,69) Boswell (60) Franklin (64); DAL: Diaz (13)
Sat.	May 3	at Portland	L 2-3	20,814	3-3-2	T3	11	DC: Arnaud (21) own goal (78); POR: Fernandez (0:35) Danso (38) Urruti (94+)
Sat.	May 10	at Philadelphia	W 1-0	18,522	4-3-2	T2	14	DC: Rolfe (6)
Sat.	May 17	Montreal	T 1-1	14,106	4-3-3	4	15	DC: Johnson (84); MTL: McInerney (56)
Wed.	May 21	Houston	W 2-0	8,224	5-3-3	2	18	DC: Rolfe (28) Espindola (63)
Sat.	May 24	at New England	L 1-2	13,589	5-4-3	T2	18	DC: Espindola (73); NE: Mullins (55) Fagundez (77)
Sat.	May 31	Sporting KC	W 1-0	18,522	6-4-3	2	21	DC: Espindola (28)
Sat.	June 7	Columbus	T 0-0	53,267	6-4-4	T2	22	
Wed.	June 11	at Montreal	W 4-2	14,135	7-4-4	1	25	DC: Silva (6,39,50+) DeLeon (23); MTL: McInerney (12) Romero (21)
Sat.	June 28	Seattle	L 0-1	16,922	7-5-4	T1	25	SEA: Barrett (39)
Sat.	July 5	at Toronto FC	W 2-1	22,591	8-5-4	1	28	DC: DeLeon (54) Kitchen (69); TOR: Moore (60)
Fri.	July 11	at San Jose	W 2-1	10,525	9-5-4	1	31	DC: Johnson (12) Silva (25); SJ: Wondolowski (39)
Sun.	July 20	Chivas USA	W 3-1	13,732	10-5-4	2	34	DC: Johnson (25) Kitchen (59) Silva (70); CHV: Torres (84)
Wed.	July 30	Toronto FC	W 3-0	16,171	11-5-4	2	37	DC: Johnson (8) Rolfe (59) own goal (67)
Sun.	Aug. 3	at Houston	L 0-1	20,061	11-6-4	2	37	HOU: Bruin (91+)
Sat.	Aug. 9	at Real Salt Lake	L 0-3	20,452	11-7-4	2	37	RSL: Plata (11) Schuler (13,24)
Sun.	Aug. 17	Colorado	W 4-2	12,814	12-7-4	2	40	DC: Silva (12,67) Rolfe (81) Espindola (86); COL: Serna (52) Brown (91+)
Sat.	Aug. 23	at Sporting KC	W 3-0	19,963	13-7-4	1	43	DC: Espindola (24) Rolfe (28) Kitchen (31)
Wed.	Aug. 27	at Los Angeles	L 1-4	16,044	13-8-4	1	43	DC: own goal (58); LA: Gordon (2) Gonzalez (25) Husidic (46+) Donovan (75)
Sun.	Aug. 31	New York	W 2-0	19,453	14-8-4	1	46	DC: Silva (57) Johnson (91+)
Sat.	Sept. 6	at Vancouver	T 0-0	18,116	14-8-5	1	47	
Wed.	Sept. 10	at New York	L 0-1	14,953	14-9-5	1	47	NY: Sam (90)
Sat.	Sept. 20	at Chicago	T 3-3	17,279	14-9-6	1	48	DC: Silva (39,54) Kitchen (68); CHI: Amarikwa (16) Larentowicz (32) Watson (78)
Sat.	Sept. 27	Philadelphia	W 1-0	19,478	15-9-6	1	51	DC: Silva (10)
Fri.	Oct. 3	Sporting KC	T 0-0	19,308	15-9-7	1	52	
Sun.	Oct. 12	at Houston	W 3-1	21,869	16-9-7	1	55	DC: Kemp (41) Espindola (64) Johnson (87); HOU: Barnes (83)
Sat.	Oct. 18	Chicago	W 2-1	20,162	17-9-7	1	58	DC: Pontius (31) Johnson (53); CHI: Shipp (67)
Sat.	Oct. 25	at Montreal	T 1-1	15,242	17-9-8	1	59	DC: Espindola (86); MTL: Di Vaio (26)

D.C. UNITED

D.C. UNITED – GAME-BY-GAME

#	Player	1	2	3	4	5	6	7	8	9	10	11	12	13	14	15	16	17	18	19	20	21	22	23	24	25	26	27	28	29	30	31	32	33	34		
2	Jeff Parke	CLB TOR	CHI	NE	NY	CLB DAL	DAL	FOR	PHI	MTL	HOU	NE	KC	CLB MTL	SEA	TOR	SJ	CHV	TOR	HOU	RSL	COL	KC	LA	NY	VAN	NY	CHI	PHI	KC	HOU	CHI	MTL				
3	Cristian Fernandez	0-3	0-1	2-2	2-0	1-0	1-1	4-1	2-3	1-0	1-1	2-0	1-2	1-0	0-0	4-2	0-1	2-1	2-1	3-1	3-0	0-1	0-3	4-2	3-0	1-4	2-0	0-0	0-1	3-3	1-0	0-0	3-1	2-1	1-1		
3	David Estrada	82D	90D	90D	90D	90D	90D	90D	90D	90D	90D	90D	90D	90D	90D	90D	90D	90D	90D	90D	90D	90D	90D	90D	90D	90D	90D	90D	90D	90D	90D	90D	90D	90D	90D		
4	Nana Altakora	90D	82D	90D	90D	90D	90D	90D	90D	90D	90D	90D	90D	90D	90D	90D	90D	90D	90D	90D	90D	90D	90D	90D	90D	90D	90D	90D	90D	90D	90D	90D	90D	90D	90D		
5	Sean Franklin	90D	90D	90D	90D	90D	90D	90D	90D	90D	90D	90D	90D	90D	90D	90D	90D	90D	90D	90D	90D	90D	90D	90D	90D	90D	90D	90D	90D	90D	90D	90D	90D	90D	90D		
6	Kofi Opare	90D	90D	90D	90D	90D	90D	90D	90D	90D	90D	90D	90D	90D	90D	90D	90D	90D	90D	90D	90D	90D	90D	90D	90D	90D	90D	90D	90D	90D	90D	90D	90D	90D	90D		
7	Eddie Johnson	90F	90F	90F	87F	84F	76F	51F	84F	89F	82F	68F	58F	90F	90F	88F	90F	90F	90F	90F	90F	90F	90F	90F	90F	90F	90F	90F	90F	90F	90F	90F	90F	90F	90F		
8	Davy Arnaud	73M	66M	52	90M	66M	90M	90M	71M	90M	65M	90M	87M	90M	90M	90M	90M	90M	90M	90M	90M	90M	90M	90M	90M	90M	90M	90M	90M	90M	90M	90M	90M	90M	90M		
9	Fabian Espindola	90F	90F	81F	90F	90F	90F	79F	90F	88F	90F	89F	30	90F	90F	45F	90F	90F	90F	90F	90F	90F	90F	90F	90F	90F	90F	90F	90F	90F	90F	90F	90F	90F	90F		
11	Luis Silva	90M	90M	38M					11	19	2	25	1	63M	3	1	76F	62F	75M	74M	69F	60M	49M	73M	68M	56M	66F	85M	53F	83M	68M	72F	30F				
12	Alex Caskey								18	5	14	15																									
13	Chris Pontius																																				
14	Nick DeLeon	63M	90M	90M	90M	90M	85M	90M	76M	90M	90M	90M	86M	90M	90M	90M	90M	90M	90M	90M	90M	90M	90M	90M	90M	90M	90M	90M	90M	90M	90M	90M	90M	90M	90M		
15	Steve Birnbaum	90D	90D	90D	90D	90D	90D	90D	90D	90D	90D	90D	90D	90D	90D	90D	90D	90D	90D	90D	90D	90D	90D	90D	90D	90D	90D	90D	90D	90D	90D	90D	90D	90D	90D		
17	Conor Shanosky																																				
18	Chris Rolfe																																				
19	Kyle Porter	8	24																																		
20	Valen Robinson																																				
21	Christiano Francois																																				
22	Samuel Inkoom																																				
23	Chris Korb																																				
23	Perry Kitchen	90M	90M	90M	90M	90M	90M	90M	90M	90M	90M	90M	90M	90M	90M	90M	90M	90M	90M	90M	90M	90M	90M	90M	90M	90M	90M	90M	90M	90M	90M	90M	90M	90M	90M		
24	Lewis Neal	27																																			
25	Jared Jeffrey																																				
27	Collin Martin																																				
28	Bill Hamid	90G	90G	90G																																	
29	Michael Seaton																																				
30	Conor Doyle	17	8	9	3	6	14	39	66F	6	1	10																									
31	Joe Willis																																				
32	Bobby Boswell	90D	90D	90D	90D	90D	90D	90D	90D	90D	90D	90D	90D	90D	90D	90D	90D	90D	90D	90D	90D	90D	90D	90D	90D	90D	90D	90D	90D	90D	90D	90D	90D	90D	90D		
33	Taylor Kemp																																				
50	Andrew Dykstra																																				

"00" = 100 minutes played
F/M/D/G = starting position

Played for other teams:
Chris Rolfe played 76 minutes for CHI
Kofi Opare played 495 minutes for LA

D.C. UNITED – GAME-BY-GAME LOG

Game #1	03/08/2014	DC 0 vs CLB 3	L	Espindola 1 (Deleon 1) 35; Kitchen 1 (Boswell 1) 73 own goal (Goncalves) 43; Rolfe 1 (Espindola 1) 93+ Arnaut 1 (Boswell 2, Espindola 2) 4	Silva 9 (penalty kick) 39; Silva 10 (unassisted) 54; Kitchen 5 (Boswell 3) 68 Silva 11 (Korb 3) 10
Game #2	03/22/2014	DC 0 at TOR 1	L		
Game #3	03/29/2014	DC 2 vs CHI 2	T		
Game #4	04/05/2014	DC 2 vs NE 0	W		
Game #5	04/12/2014	DC 1 vs NY 0	W		
Game #6	04/19/2014	DC 1 at CLB 1	T	Espindola 2 (Deleon 2) 31	
Game #7	04/26/2014	DC 4 vs DAL 1	W	Espindola 3 (Johnson 1, Deleon 3) 50+; Boswell 1 (unassisted) 60; Franklin 1 (Espindola 3) 64; Espindola 4 (Rolfe 1) 69 Arnaut 2 (Kitchen 1) 21; own goal (Danso) 78	
Game #8	05/03/2014	DC 2 at POR 3	L		
Game #9	05/10/2014	DC 1 at PHI 0	W	Rolfe 2 (unassisted) 6	
Game #10	05/17/2014	DC 1 vs MTL 1	T	Johnson 1 (Espindola 4, Rolfe 2) 84	
Game #11	05/21/2014	DC 2 vs HOU 0	W	Rolfe 3 (Espindola 5) 28; Espindola 5 (Rolfe 3) 63	
Game #12	05/24/2014	DC 1 at NE 2	L	Espindola 6 (Fernandez 1) 73	
Game #13	05/31/2014	DC 1 vs KC 0	W	Espindola 7 (Korb 1) 28	
Game #14	06/07/2014	DC 0 vs CLB 0	T		
Game #15	06/11/2014	DC 4 at MTL 2	W	Silva 1 (Espindola 6) 6; Deleon 1 (Espindola 7) 23; Silva 2 (Espindola 8) 39; Silva 3 (penalty kick) 50+	
Game #16	06/28/2014	DC 0 vs SEA 1	L		
Game #17	07/05/2014	DC 2 at TOR 1	W	Deleon 2 (Silva 1) 54; Kitchen 2 (Neal 1) 69	
Game #18	07/11/2014	DC 2 at SJ 1	W	Johnson 2 (penalty kick) 12; Silva 4 (Rolfe 4) 25	
Game #19	07/20/2014	DC 3 vs CHV 1	W	Johnson 3 (penalty kick) 25; Kitchen 3 (Johnson 2, Rolfe 5) 59; Silva 5 (Korb 2) 70	
Game #20	07/30/2014	DC 3 vs TOR 0	W	Johnson 4 (Kitchen 2, Franklin 1) 8; Rolfe 4 (Deleon 4, Silva 2) 59; own goal (Haglund) 67	
Game #21	08/03/2014	DC 0 at HOU 1	L		
Game #22	08/09/2014	DC 0 at RSL 3	L		
Game #23	08/17/2014	DC 4 vs COL 2	W	Silva 6 (Kemp 1) 12; Silva 7 (Franklin 2, Kitchen 3) 67; Rolfe 5 (Kemp 2) 81; Espindola 8 (Estrada 1) 86	
Game #24	08/23/2014	DC 3 at KC 0	W	Espindola 9 (Silva 3) 24; Rolfe 6 (Silva 4) 28; Kitchen 4 (Rolfe 6) 31	
Game #25	08/27/2014	DC 1 at LA 4	L	own goal (Leonardo) 58	
Game #26	08/31/2014	DC 2 vs NY 0	W	Silva 8 (Espindola 9, Hamid 1) 57; Johnson 5 (Kitchen 4) 91+	
Game #27	09/06/2014	DC 0 at VAN 0	T		
Game #28	09/10/2014	DC 0 at NY 1	L		
Game #29	09/20/2014	DC 3 at CHI 3	T		
Game #30	09/27/2014	DC 1 vs PHI 0	W		
Game #31	10/03/2014	DC 0 vs KC 0	T		
Game #32	10/12/2014	DC 3 at HOU 1	W	Kemp 1 (unassisted) 41; Espindola 10 (Franklin 3) 64; Johnson 6 (Estrada 2, Franklin 4) 87	
Game #33	10/18/2014	DC 2 vs CHI 1	W	Pontius 1 (Johnson 3, Deleon 5) 31; Johnson 7 (unassisted) 53	
Game #34	10/25/2014	DC 1 at MTL 1	T	Espindola 11 (Inkoom 1) 86	

D.C. UNITED – CUP COMPETITIONS – GAME-BY-GAME

D.C. UNITED

#	Player	U.S. OPEN CUP		2014/15 CONCACAF CHAMPIONS LEAGUE			
		4R	ROCH	Grp4 WTRH	Grp4 WTRH	Grp4 TAUR	Grp4 TAUR
2	Jeff Parke		0-1	1-0	2-0	2-0	1-0
3	Christian Fernandez			90F	86F	90F	90F
4	David Estrada			90D			
5	Nana Attakora				45	45	
6	Sean Franklin			90D	90D	90D	90D
7	Kofi Opare			90F		37	
8	Eddie Johnson						
9	Davy Arnaud				90F		
11	Fabian Espindola			10			
12	Luis Silva			90D	45M	90M	69D
13	Alex Caskey				23	53F	
14	Chris Pontius						
15	Nick DeLeon						
17	Steve Birnbaum			60D		90D	90D
18	Conor Shanosky						
19	Chris Rolfe			14			
20	Kyle Porter			90F	80M	67M	90D
21	Talen Robinson			56D			19
22	Samuel Inkoom					90D	90M
23	Chris Korb					45D	21
24	Perry Kitchen				90M	90M	90M
25	Lewis Neal			61M		90M	90M
27	Tared Jeffrey			90M		90M	90M
28	Collin Martin			90M	70M		90M
29	Bill Hamid						
30	Michael Seaton			34			71F
31	Conor Doyle			90F			
32	Joe Willis						
33	Bobby Boswell			29			
33	Taylor Kemp			90D			
50	Andrew Dykstra			20	70D		
U.S. OPEN CUP							
4R	06/17/2014	DC	0 at ROCHST	1			L
2014/15 CONCACAF CHAMPIONS LEAGUE							
Grp4	08/20/2014	DC	1 vs WTRHSE	0			W
Grp4	09/16/2014	DC	2 at WTRHSE	1			W
Grp4	09/24/2014	DC	2 vs TAURO	1			W
Grp4	10/21/2014	DC	1 at TAURO	1			W
				Johnson (Estrada)	5		
				Espindola	38;	Espindola (Inkoom)	51
				Pontius (Inkoom)	48;	Johnson (Estrada)	56
				Shanosky	24		





2014 RECORD

	GP	W-L-T	PTS	GF	GA
Sporting	34	14-13-7	49	48	41

RECORD at SPORTING PARK

	GP	W-L-T	PTS	GF	GA
	17	6-5-6	24	25	21

RECORD on road

	GP	W-L-T	PTS	GF	GA
	17	8-8-1	25	23	20

RECORD at the half

	W	L	T
LEADING	9	0	1
TIED	4	4	6
TRAILING	1	9	0

RECORD with the first goal

	W	L	T
SCORING	13	1	5
CONCEDING	1	12	0

TEAM COMPARISONS

	FOR	AGAINST
GOALS SCORED	1.41 (11th)	1.21 (5th)
TOTAL SHOTS	13.76 (5th)	10.29 (19th)
SHOTS ON GOAL	4.71 (8th)	3.85 (17th)
SHOOTING ACCURACY	34.2% (14th)	37.4% (3rd)
SCORING %AGE	10.3% (11th)	11.7% (8th)
FOULS	14.68 (1st)	14.47 (3rd)
CORNER KICKS	5.29 (4th)	4.26 (15th)
OFFSIDE	2.32 (7th)	2.50 (6th)

GOALS SCORED IN GAME

GP	0	1	2	3	4+	TOT	AVG
34	8	12	9	2	3	48	1.41

GOALS ALLOWED IN GAME

GP	0	1	2	3	4+	TOT	AVG
34	10	11	9	4	0	41	1.21

GOALS BY INTERVALS

TOT	0-15	16-30	31-45+	46-60	61-75	76-90+
FOR	48	5	3	8	11	7
AGAINST	41	4	7	8	5	10

WHERE THE GOALS COME FROM

	FOR	AGAINST
GOALS SCORED	48	41
MINUTES PER GOAL	64	75

HOW SCORED

RIGHT FOOT	19	25
LEFT FOOT	19	7
HEADERS	10	7
OTHER	0	2

TYPE OF PLAY

OPEN PLAY	25	23
CROSS	6	4
CORNER	5	1
REBOUND	1	1
PENALTIES	7	6
DIRECT FROM FREE KICK	1	0
FREE KICK (INDIRECT)	2	4
OWN GOALS	1	2

DISTANCE

INSIDE GOAL AREA	10	8
INSIDE PENALTY AREA	29	24
OUTSIDE PENALTY AREA	9	9

PRIMARY TEAM





No.	Player	Pos	Ht	Wt	Birthdate	Birthplace	2014				CAREER			
							GP	GS	G	A	GP	GS	G	A
1	Eric Kronberg	GK	6-5	210	06/07/1983	Santa Rosa, CA	20	20	0	0	25	24	0	0
MLS Season: 9. 2006 SuperDraft: Round 4, Pick 40 (California).														
2	Erik Palmer-Brown	DF	6-1	175	04/24/1997	Napoleon, OH	3	2	0	0	3	2	0	0
Homegrown Player. MLS Season: 2.														
3	Ike Opara	DF	6-2	180	02/21/1989	Durham, NC	3	2	0	0	56	39	6	0
MLS Season: 5. Last club: San Jose Earthquakes														
4	Kevin Ellis	DF	5-9	160	06/30/1991	Kansas City, MO	20	16	0	3	22	17	0	3
Homegrown Player. MLS Season: 4.														
5	Matt Besler	DF	6-0	170	02/11/1987	Kansas City, MO	24	24	0	1	150	145	2	7
MLS Season: 6. 2009 SuperDraft: Round 1, Pick 8 (Notre Dame).														
6	Paulo Nagamura	MF	5-8	154	03/02/1983	Sao Paulo, Brazil	21	21	2	3	222	201	12	19
MLS Season: 10. Last club: LA Galaxy.														
7	Chance Myers	DF	6-0	165	12/07/1987	Thousand Oaks, CA	7	7	0	1	123	98	2	13
MLS Season: 7. 2008 SuperDraft: Round 1, Pick 1 (UCLA)														
8	Graham Zusi	FW	5-10	160	08/18/1986	Orlando, FL	25	24	5	8	148	115	22	39
Designated Player. Designated Player. MLS Season: 6. 2009 SuperDraft: Round 2, Pick 23 (Maryland)														
9	Antonio Dovale	MF	5-8	152	04/04/1990	A Coruna, Galicia, Spain	19	14	1	3	19	14	1	3
MLS Season: 1. Last club: Celta de Vigo (Spain)														
10	Benny Feilhaber	MF	5-9	160	01/19/1985	Rio de Janeiro, Brazil	31	30	4	6	110	98	12	19
MLS Season: 4. Last club: New England Revolution														
11	Sal Zizzo	FW	5-11	165	04/03/1987	San Diego, CA	19	13	0	3	89	42	2	11
MLS Season: 5. Last club: Portland Timbers														
12	Mikey Lopez	MF	5-8	160	02/20/1993	Dallas, TX	8	5	0	0	8	5	0	0
MLS Season: 2. 2013 SuperDraft: Round 1, Pick 13 (North Carolina). Generation adidas.														
13	Lawrence Olum	MF	6-2	185	07/10/1984	Nairobi, Kenya	25	21	2	1	67	40	3	2
MLS Season: 4. International: Kenya														
14	Dom Dwyer	FW	5-9	180	07/30/1990	Cuckfield, England	33	31	22	1	50	38	24	3
MLS Season: 3. 2012 SuperDraft: Round 1, Pick 16 (South Florida).														
15	Seth Sinovic	DF	5-9	170	01/28/1987	Kansas City, MO	31	31	0	2	133	130	0	7
MLS Season: 5. Last club: New England Revolution														
16	Claudio Bieler	FW	5-11	170	03/01/1984	Vera, Santa Fe, Argentina	13	4	2	0	41	29	12	4
Designated Player. Designated Player. MLS Season: 2. Last club: LDU Quito (Ecuador)														
17	C.J. Sapong	FW	6-2	185	12/27/1988	Manassas, VA	20	7	2	0	110	69	20	9
MLS Season: 4. 2011 SuperDraft: Round 1, Pick 10 (James Madison).														
18	Victor Munoz	MF	5-7	165	07/25/1990	Madrid, Spain	0	0	0	0	0	0	0	0
MLS Season: 1.														
20	Jorge Claros	MF	5-9	155	01/08/1986	La Ceiba, Honduras	7	4	0	0	7	4	0	0
MLS Season: 1. Last club: CD Motagua (Honduras)														
21	Jon Kempin	GK	6-1	170	04/08/1993	Overland Park, KS	4	3	0	0	4	3	0	0
Homegrown Player. MLS Season: 5.														
22	Soony Saad	FW	5-10	165	08/17/1992	Dearborn, MI	22	9	3	1	58	26	8	6
MLS Season: 4. International: Lebanon														
23	Martin Steuble	MF	5-8	158	06/09/1988	Schlieren, Switzerland	3	1	0	0	3	1	0	0
MLS Season: 1. Last club: FC Wil 1900 (Switzerland).														
24	Michael Kafari	MF	6-1	175	10/30/1991	Accra, Ghana	0	0	0	0	0	0	0	0
MLS Season: 1. Last club: Charleston Battery (USL PRO)														
25	Christian Duke	MF	5-9	155	06/05/1991	Overland Park, KS	0	0	0	0	0	0	0	0
MLS Season: 2. 2013 Supplemental Draft: Round 1, Pick 14 (San Diego).														
30	Andy Gruenebaum	GK	6-1	200	12/30/1982	Kansas City, MO	11	11	0	0	91	90	0	1
MLS Season: 9. Last club: Columbus Crew.														
37	Jacob Peterson	FW	5-10	165	01/27/1986	Portage, MI	22	13	2	2	199	114	15	14
MLS Season: 9. Last club: San Jose Earthquakes														
40	Igor Juliao	DF	5-8	145	08/23/1994	Rio de Janeiro, Brazil	23	23	0	2	23	23	0	2
MLS Season: 1. Last club: Fluminense FC (Brazil).														
78	Aurelien Collin	DF	6-2	169	03/08/1986	Enghien-les-Bains, France	26	25	2	0	107	103	11	2
MLS Season: 4. Last club: Vitoria FC (Portugal)														
94	Jimmy Medranda	MF	5-5	150	02/07/1994	Mosquera, Colombia	5	1	0	0	6	1	0	0
MLS Season: 1. Last club: Deportivo Pereira (Colombia)														

HEAD COACH : Peter Vermes

11/21/1966

W76 L58 T44



SPORTING KANSAS CITY PLAYOFF HISTORY

vs. Team	No. of Series		GP	W-L-T	OT	ShO	GF	GA	Last Mtg.	Round	Series Result
	Series	W-L									
Chicago	1	1-0	1	1-0-0	0-0-0	0-0	1	0	2000	MLS Cup '00	Won MLS Cup '00
Colorado	4	3-1	9	5-2-2	0-0-1	0-0	13	9	2011	Quarterfinals	Won 2 games to 0
Columbus	1	0-1	2	0-1-1	0-0-0	0-0	1	3	2008	Quarterfinals	Lost 1 games to 0
D.C. United	1	0-1	1	0-1-0	0-0-0	0-0	2	3	2004	MLS Cup '04	Lost MLS Cup '04
FC Dallas	1	1-0	3	2-1-0	0-0-0	1-0	6	6	1996	West Semifinals	Won 2 games to 1
Los Angeles	4	2-2	9	3-5-1	0-2-1	0-1	15	14	2004	Semifinals	Won 1 games to 0
New England	1	1-0	2	1-1-0	1-0-0	0-0	4	3	2013	Quarterfinals	Won Series Tie-Breaker
Miami	1	0-1	3	1-2-0	0-0-0	0-0	4	4	2001	Quarterfinals	Lost 6 pts. to 3
San Jose	2	1-1	3	1-2-0	0-1-0	0-0	5	5	2004	Quarterfinals	Won Series Tie-Breaker
Chivas USA	1	1-0	2	1-0-1	0-0-0	0-0	1	0	2007	Quarterfinals	Won 1 games to 0
Real Salt Lake	1	1-0	1	1-0-0	1-0-0	1-0	1	1	2013	MLS Cup '13	Won MLS Cup '13
Houston	4	1-3	6	2-3-1	0-0-0	0-0	3	7	2013	Semifinals	Won 1 games to 0
TOTALS	22	12-10	42	18-18-6	2-3-2	2-1	56	55			

SPORTING KANSAS CITY - ALL-TIME POSTSEASON RESULTS

DATE	OPPONENT	RESULT	ATT.	W-L-T	RD.	GOALS:
09/26/1996	Dallas	W 3-2	4,466	1-0-0	QTR	KC: Johnston (16) McKeon (79) Preki (89); DAL: Elliott (21) Ashton (25)
09/29/1996	at Dallas	L 1-2	10,125	1-1-0	QTR	KC: Preki (30); DAL: Kreis (5) Washington (32)
10/02/1996	at Dallas	W 3-2	9,802	2-1-0	QTR	KC: Chung (41) Takawira (62); DAL: Sanchez (27) Elliott (66)
10/10/1996	at Los Angeles	L 1-2	25,212	2-2-0	SEM	KC: Preki (52); LA: Armas (48) Vanney (57)
10/13/1996	Los Angeles	L 1-2	11,041	2-3-0	SEM	KC: Preki (69); LA: Vanney (76)
10/04/1997	Colorado	L 0-3	10,174	0-1-0	QTR	COL: C. Henderson (25) Bravo (67) Paule (75)
10/08/1997	at Colorado	L 2-3	13,117	0-2-0	QTR	KC: Takawira (9) Preki (88); COL: Bravo (16,68) Harris (83)
09/16/2000	Colorado	W 1-0	8,682	1-0-0	QTR	KC: Molnar (18)
09/20/2000	at Colorado	T 0-0 (OT)	8,789	1-0-1	QTR	
09/24/2000	Colorado	W 3-2	4,156	2-0-1	QTR	KC: Henderson (11) Molnar (65) Gomez (69); COL: Bravo (70,90)
09/29/2000	Los Angeles	T 0-0 (OT)	11,815	2-0-2	SEM	
10/03/2000	at Los Angeles	L 1-2 (OT)	20,849	2-1-2	SEM	KC: McKeon (29); LA: Jones (16) Califf (93)
10/06/2000	Los Angeles	W 2-0 (ST)	8,320	3-1-2	SEM	KC: Molnar (21,96)
10/15/2000	Chicago	W 1-0	39,159	4-1-2	FIN	KC: Molnar (11)
09/22/2001	at Miami	L 0-2	6,281	0-1-0	QTR	MIA: Serna (28) Pineda Chacon (53)
09/26/2001	Miami	W 3-0	5,803	1-1-0	QTR	KC: Lowe (24) McKeon (31) Gomez (45)
09/29/2001	at Miami	L 1-2	8,119	1-2-0	QTR	KC: Lowe (13); MIA: Preki (14) Henderson (71)
09/25/2002	at Los Angeles	L 2-3 (OT)	14,585	0-1-0	QTR	KC: Preki (25) Brown (70); LA: Ruiz (62,99) Jones (85)
09/28/2002	Los Angeles	W 4-1	9,484	1-1-0	QTR	KC: Simutenkov (19); Quill (37); Preki (70); Fabbro (73); LA: Albright (71)
10/02/2002	at Los Angeles	L 2-5	14,713	1-2-0	QTR	KC: Klein (47) Preki (72); LA: Ruiz (34,66) Jones (45,62) Tennyson (90)
11/04/2003	at Colorado	T 1-1	6,434	0-0-1	QTR	KC: Harris (3); COL: Borchers (53)
11/08/2003	Colorado	W 2-0	10,712	1-0-1	QTR	KC: Simutenkov (45) Klein (63)
11/15/2003	at San Jose	L 2-3 (OT)	16,108	1-1-1	SEM	KC: Simutenkov (57) Klein (72); SJ: Lagos (61) Mullan (83) Donovan (117)
10/24/2004	at San Jose	L 0-2	8,659	0-1-0	QTR	SJ: De Rosario (40) Waibel (52)
10/30/2004	San Jose	W 3-0	10,222	1-1-0	QTR	KC: Stephenson (26) own goal (48) Jewsbury (90)
11/05/2004	Los Angeles	W 2-0	11,931	2-1-0	SEM	KC: Arnaud (24,69)
11/14/2004	D.C. United	L 2-3	25,797	2-2-0	FIN	KC: Burciaga (6) Wolff (58); DC: Eskandarian (19,23) own goal (26)
10/27/2007	Chivas USA	W 1-0	12,442	1-0-0	QTR	KC: Arnaud (35)
11/03/2007	at Chivas USA	T 0-0	19,711	1-0-1	QTR	
11/10/2007	at Houston	L 0-2	30,972	1-1-1	SEM	HOU: Jaqua (35) De Rosario (81)
11/01/2008	Columbus	T 1-1	10,385	0-0-1	QTR	KC: Arnaud (53); CLB: Lenhart (90)
11/08/2008	at Columbus	L 0-2	11,153	0-1-1	QTR	CLB: Evans (7) Rogers (57)
10/30/2011	at Colorado	W 2-0	8,601	1-0-0	QTR	KC: Bunbury (49,59)
11/02/2011	Colorado	W 2-0	18,565	2-0-0	QTR	KC: Collin (28) Sapong (76)
11/06/2011	Houston	L 0-2	20,839	2-1-0	SEM	HOU: Hainault (53) Costly (87)
11/04/2012	at Houston	L 0-2	20,689	0-1-0	QTR	HOU: Moffat (18) Bruin (75)
11/07/2012	Houston	W 1-0	20,894	1-1-0	QTR	KC: Sinovic (64)



SPORTING KANSAS CITY

11/02/2013	at New England	L 1-2	15,164	0-1-0	QTR KC: Collin (69); NE: Dorman (55) Rowe (67)
11/06/2013	New England	W 3-1 (OT)	19,031	1-1-0	QTR KC: Collin (41) Sinovic (79) Bieler (113); NE: Imbongo (70)
11/09/2013	at Houston	T 0-0	22,107	1-1-1	SEM
11/23/2013	Houston	W 2-1	21,650	2-1-1	SEM KC: Sapong (14) Dwyer (63); HOU: Garcia (3)
12/07/2013	Real Salt Lake	T 1-1 (OT)	21,650	2-1-2	FIN KC: Collin (76); RSL: Saborio (52)

CAREER POSTSEASON STATISTICS FOR CURRENT SPORTING KANSAS CITY PLAYERS

UNF	POS	PLAYER	GP	GS	MIN	G	A	SHT	SOG	PKG	PKA	SKG	SKA	FC	FS	OFF	CK	C	E
5	D	Matt Besler	10	10	960	0	0	2	0	0	0	0	1	12	8	1	0	0	0
16	F	Claudio Bieler	3	0	85	1	0	4	1	0	0	1	1	2	1	0	0	0	0
78	D	Aurelien Collin	10	10	960	4	1	12	4	0	0	1	1	21	10	3	0	2	0
14	F	Dom Dwyer	6	3	282	1	0	17	8	0	0	0	0	8	7	3	0	0	0
10	M	Benny Feilhaber	4	4	394	0	2	14	1	0	0	1	1	5	12	2	0	1	0
7	D	Chance Myers	10	10	960	0	1	7	1	0	0	1	1	9	10	0	1	2	0
6	M	Paulo Nagamura	14	13	1306	0	0	19	6	0	0	1	1	19	29	1	0	4	0
13	D	Lawrence Olum	2	1	202	0	0	3	0	0	0	0	1	0	1	0	0	0	0
3	D	Ike Opara	4	0	94	0	0	1	0	0	0	0	0	1	2	0	0	0	0
37	M	Jacob Peterson	7	5	405	0	0	1	0	0	0	0	0	2	4	1	0	0	0
22	F	Soony Saad	4	0	47	0	0	0	0	0	0	0	0	3	0	0	0	0	0
17	F	C.J. Sapong	10	9	876	2	1	25	11	0	0	1	1	16	27	3	0	0	0
15	D	Seth Sinovic	10	10	955	2	0	4	2	0	0	1	1	13	10	0	0	1	0
8	M	Graham Zusi	10	10	959	0	5	21	1	0	0	0	1	18	19	1	46	1	0

UNF	POS	GOALKEEPER	GP	GS	MIN	SHTS	SV	GA	GAA	PKG	PKA	SKG	SKA	W	L	T	SO
30	GK	Andy Gruenebaum	2	2	210	0	7	2	0.86	0	0	5	5	1	1	0	0



**ALL-TIME KC WIZARDS/SPORTING KC
POSTSEASON STATISTICS (17-18-7, 56 PTS.)**

PLAYER	GP	GS	MIN	G	A
Preki	20	19	1758	8	4
Miklos Molnar	7	7	659	5	0
Davy Arnaud	15	9	927	4	1
Aurelien Collin	10	10	960	4	1
Chris Klein	16	16	1440	3	4
Igor Simutenkov	8	6	437	3	2
Matt McKeon	19	14	1335	3	1
Francisco Gomez	9	3	272	2	2
C.J. Sapong	10	9	876	2	1
Vitalis Takawira	7	7	586	2	1
Teal Bunbury	5	5	399	2	0
Onandi Lowe	3	3	270	2	0
Seth Sinovic	10	10	955	2	0
Eric Quill	6	5	448	1	3
Chris Brown	10	7	680	1	2
Mo Johnston	15	11	1166	1	2
Jose Burciaga Jr.	5	4	368	1	1
Mark Chung	7	7	629	1	1
Jack Jewsbury	9	9	759	1	1
Josh Wolff	7	4	449	1	1
Claudio Bieler	3	0	85	1	0
Dom Dwyer	6	3	282	1	0
Dario Fabbro	2	0	76	1	0
Wolde Harris	3	3	261	1	0
Chris Henderson	7	7	659	1	0
Khari Stephenson	4	3	211	1	0
Graham Zusi	10	10	959	0	5
Kerry Zavagnin	23	23	2065	0	3
Benny Feilhaber	4	4	394	0	2
Mike Sorber	5	5	403	0	2
Peter Vermes	13	13	1184	0	2
Mike Burns	4	3	296	0	1
Nick Garcia	23	23	2135	0	1
Julio Cesar	4	4	329	0	1
Kei Kamara	5	5	449	0	1
Roy Lassiter	3	2	166	0	1
Claudio Lopez	2	2	179	0	1
Chance Myers	10	10	960	0	1
Uche Okafor	7	5	393	0	1
Paul Wright	6	5	461	0	1
Alex Zotinca	6	5	441	0	1
Mike Ammann	2	2	180	0	0
Stephen Armstrong	6	1	180	0	0
Matt Besler	10	10	960	0	0
Sean Bowers	7	7	630	0	0
Omar Bravo	1	0	5	0	0
Eloy Colombano	1	0	24	0	0
Jimmy Conrad	12	12	1107	0	0
Bobby Convey	1	0	1	0	0
John DeBrito	1	0	20	0	0
Birahim Diop	1	0	11	0	0
Samuel Ekeme	2	0	30	0	0
Roger Espinoza	7	6	455	0	0
Gary Glasgow	3	2	140	0	0
Herculez Gomez	1	1	75	0	0
Richard Gough	2	2	180	0	0
Taylor Graham	2	0	32	0	0
Andrew Gregor	3	1	118	0	0
Diego Gutierrez	15	15	1369	0	0
Michael Harrington	5	5	450	0	0
Kevin Hartman	5	5	450	0	0
Jeferson	2	0	20	0	0
Brian Johnson	3	0	33	0	0
Eddie Johnson	3	3	270	0	0
Peterson Joseph	2	1	103	0	0
Frank Klopas	5	1	105	0	0
Michael Kraus	1	0	31	0	0
Garth Lagerwey	5	5	450	0	0
Jonathan Leathers	2	2	180	0	0
Carlos Marinelli	1	0	44	0	0
Matt Marquess	1	0	13	0	0
Tony Meola	16	16	1505	0	0
Kurt Morsink	3	3	252	0	0
Paulo Nagamura	4	4	397	0	0
Jimmy Nielsen	10	10	960	0	0
Lawrence Olum	2	1	202	0	0
Ike Opara	3	0	16	0	0
Bo Oshoniyi	4	4	360	0	0
Jacob Peterson	4	3	244	0	0

Steve Pittman	2	2	160	0	0
Ryan Pore	3	0	56	0	0
Brandon Prideaux	7	7	659	0	0
Ryan Raybould	1	0	1	0	0
Edmundo Rodriguez	1	0	10	0	0
Oriol Rosell	6	6	488	0	0
Soony Saad	4	0	47	0	0
Scott Sealy	3	3	262	0	0
Kevin Souter	2	2	179	0	0
Carey Talley	6	6	576	0	0
Matt Taylor	1	0	24	0	0
Abe Thompson	2	2	128	0	0
Ryan Tinsley	2	2	150	0	0
Ivan Trujillo	1	0	1	0	0
Scott Uderitz	5	5	431	0	0
Sasha Victorine	3	3	223	0	0
Tyson Wahl	2	2	158	0	0
Diego Walsh	3	0	23	0	0
Lance Watson	1	0	1	0	0
Own-goals received				1	
Team totals	42	42	3925	56	52
Opponent totals	42	42	3925	55	54

KANSAS CITY INDIVIDUAL GOALKEEPING						
GOALKEEPER	GP	GS	SV	GA	GAA	SO
Jimmy Nielsen	10	10	15	9	0.84	4
Kevin Hartman	5	5	18	5	1.00	2
Bo Oshoniyi	4	4	14	5	1.25	2
Tony Meola	16	16	62	21	1.26	7
Garth Lagerwey	5	5	18	9	1.80	0
Mike Ammann	2	2	9	6	3.00	0
Team totals	42	42	140	55	1.26	15
Opponent totals	42	42	159	56	1.28	11



SPORTING KANSAS CITY

SPORTING KANSAS CITY INDIVIDUAL HIGH GAMES (2014)

Goals			
2	Dom Dwyer	5 times	
Assists			
2	Sal Zizzo	03/29/2014	at COL W 3-2
2	Graham Zusi	03/29/2014	at COL W 3-2
Shots			
6	Dom Dwyer	03/08/2014	at SEA L 0-1
6	Dom Dwyer	08/29/2014	vs. HOU L 1-3
6	Dom Dwyer	09/12/2014	at CHV W 4-0
6	Dom Dwyer	10/10/2014	vs. CHI W 2-0
Shots on Goal			
4	Dom Dwyer	05/10/2014	at MTL W 3-0
4	Dom Dwyer	07/12/2014	at MTL W 2-1
Fouls Committed			
6	Benny Feilhaber	08/10/2014	at VAN L 0-2
Fouls Suffered			
9	Dom Dwyer	04/19/2014	vs. MTL W 4-0
Offside			
3	5 times		
Saves			
7	Andy Gruenebaum	10/03/2014	at DC T 0-0
Shots Faced			
7	Eric Kronberg	05/14/2014	vs. PHI L 1-2
7	Andy Gruenebaum	08/01/2014	vs. PHI T 1-1
7	Andy Gruenebaum	09/03/2014	at NE L 1-3
7	Andy Gruenebaum	10/03/2014	at DC T 0-0
Goals Allowed			
3	Jon Kempin	08/23/2014	vs. DC L 0-3
3	Jon Kempin	08/29/2014	vs. HOU L 1-3
3	Andy Gruenebaum	09/03/2014	at NE L 1-3
3	Eric Kronberg	09/26/2014	vs. NE L 2-3

SPORTING KANSAS CITY INDIVIDUAL POSTSEASON HIGH GAMES (1996-2013)

Goals			
2	Miklos Molnar	10/06/2000	vs. LA W 2-0
2	Davy Arnaud	11/05/2004	vs. LA W 2-0
2	Teal Bunbury	10/30/2011	at COL W 2-0
Assists			
2	Graham Zusi	11/02/2011	vs. COL W 2-0
Shots			
10	Onandi Lowe	09/29/2001	at MIA L 1-2
Shots on Goal			
5	Vitalis Takawira	09/26/1996	vs. DAL W 3-2
5	Preki	10/08/1997	at COL L 2-3
5	Miklos Molnar	09/24/2000	vs. COL W 3-2
Fouls Committed			
6	Mo Johnston	09/16/2000	vs. COL W 1-0
6	Chris Henderson	10/06/2000	vs. LA W 2-0
6	Diego Gutierrez	09/28/2002	vs. LA W 4-1
Fouls Suffered			
8	Vitalis Takawira	10/02/1996	at DAL W 2-2
Offside			
3	Onandi Lowe	09/22/2001	at MIA L 0-2
3	Eddie Johnson	11/03/2007	at CHV T 0-0
Saves			
10	Tony Meola	10/15/2000	vs. CHI W 1-0
Shots Faced			
10	Mike Ammann	10/08/1997	at COL L 2-3
10	Tony Meola	10/15/2000	vs. CHI W 1-0
10	Tony Meola	09/25/2002	at LA L 2-3
Goals Allowed			
5	Tony Meola	10/02/2002	at LA L 2-5

TEAM HIGH GAMES (2014)

Goals			
4	04/19/2014	vs. MTL	W 4-0
4	08/16/2014	vs. TOR	W 4-1
4	09/12/2014	at CHV	W 4-0
Assists			
5	03/29/2014	at COL	W 3-2
Shots			
20	04/05/2014	vs. RSL	T 0-0
Shots on Goal			
9	04/05/2014	vs. RSL	T 0-0
9	07/06/2014	vs. CHI	T 1-1
Fouls Committed			
25	03/08/2014	at SEA	L 0-1
25	08/10/2014	at VAN	L 0-2
Fouls Suffered			
28	05/18/2014	at CHI	L 1-2
Corner Kicks			
12	03/15/2014	vs. DAL	T 1-1
Offside			
5	09/06/2014	at NY	L 1-2
Saves			
7	10/03/2014	at DC	T 0-0
Shots Faced			
7	5 times		
Goals Allowed			
3	08/23/2014	vs. DC	L 0-3
3	08/29/2014	vs. HOU	L 1-3
3	09/03/2014	at NE	L 1-3
3	09/26/2014	vs. NE	L 2-3

TEAM POSTSEASON HIGH GAMES (1996-2013)

Goals			
4	09/28/2002	vs. LA	W 4-1
Assists			
4	09/28/2002	vs. LA	W 4-1
4	10/30/2004	vs. SJ	W 3-0
Shots			
32	11/06/2013	vs. NE	W 3-1
Shots on Goal			
15	09/26/1996	vs. DAL	W 3-2
Fouls Committed			
27	10/06/2000	vs. LA	W 2-0
Fouls Suffered			
27	11/06/2013	vs. NE	W 3-1
Corner Kicks			
10	09/29/2000	vs. LA	T 0-0
10	11/06/2013	vs. NE	W 3-1
Offside			
5	10/08/1997	at COL	L 2-3
5	10/15/2000	vs. CHI	W 1-0
Saves			
10	10/15/2000	vs. CHI	W 1-0
Shots Faced			
10	10/08/1997	at COL	L 2-3
10	10/15/2000	vs. CHI	W 1-0
10	09/25/2002	at LA	L 2-3
Goals Allowed			
5	10/02/2002	at LA	L 2-5

TEAM LOW GAMES (2014)

Shots			
8	09/03/2014	at NE	L 1-3
Shots on Goal			
1	04/26/2014	at NE	L 0-2
1	10/26/2014	vs. NY	L 0-2
Fouls Committed			
6	05/14/2014	vs. PHI	L 1-2
Fouls Suffered			
6	04/05/2014	vs. RSL	T 0-0
Corner Kicks			
1	09/03/2014	at NE	L 1-3
Offside			
0	03/15/2014	vs. DAL	T 1-1
0	04/26/2014	at NE	L 0-2
0	05/14/2014	vs. PHI	L 1-2
0	06/27/2014	at POR	W 1-0
Saves			
0	03/15/2014	vs. DAL	T 1-1
0	07/06/2014	vs. CHI	T 1-1
0	08/29/2014	vs. HOU	L 1-3
0	09/06/2014	at NY	L 1-2
Shots Faced			
1	03/15/2014	vs. DAL	T 1-1
1	03/22/2014	vs. SJ	W 1-0
1	04/05/2014	vs. RSL	T 0-0
1	09/12/2014	at CHV	W 4-0

TEAM POSTSEASON LOW GAMES (1996-2013)

Shots			
3	11/10/2007	at HOU	L 0-2
Shots on Goal			
0	11/10/2007	at HOU	L 0-2
Fouls Committed			
8	10/03/2000	at LA	L 1-2
Fouls Suffered			
7	09/26/2001	vs. MIA	W 3-0
Corner Kicks			
0	11/03/2007	at CHV	T 0-0
Offside			
0	5 times		
Saves			
0	11/04/2012	at HOU	L 0-2
Shots Faced			
1	09/29/2000	vs. LA	T 0-0
1	10/30/2011	at COL	W 2-0
1	11/04/2012	at HOU	L 0-2

2014 SPORTING KANSAS CITY STATISTICS (14-13-7, 49 pts.)

UNF	POS	PLAYER	GP	GS	MIN	G	A	SHT	SOG	FC	FS	OFF	CK	C	E
14	F	Dom Dwyer	33	31	2724	22	1	113	48	64	66	38	1	6	0
8	F	Graham Zusi	25	24	2151	5	8	32	13	24	43	3	125	3	0
10	M	Benny Feilhaber	31	30	2607	4	6	47	13	44	73	1	27	6	0
22	F	Soony Saad	22	9	906	3	1	31	12	14	13	0	7	1	0
6	M	Paulo Nagamura	21	21	1745	2	3	28	10	31	22	5	0	5	0
37	F	Jacob Peterson	22	13	1301	2	2	24	10	12	15	3	0	2	0
13	M	Lawrence Olum	25	21	1853	2	1	14	4	18	4	1	0	6	0
16	F	Claudio Bieler	13	4	421	2	0	12	3	9	7	4	0	1	0
78	D	Aurelien Collin	26	25	2104	2	0	24	6	42	27	11	0	2	2
17	F	C.J. Sapong	20	7	811	2	0	14	5	21	22	4	0	1	0
9	M	Antonio Dovale	19	14	1033	1	3	29	8	15	13	0	13	3	1
4	D	Kevin Ellis	20	16	1538	0	3	6	1	22	14	0	0	3	0
11	F	Sal Zizzo	19	13	1097	0	3	19	7	8	9	0	0	0	0
40	D	Igor Juliao	23	23	1992	0	2	15	4	25	52	5	0	4	0
15	D	Seth Sinovic	31	31	2755	0	2	21	7	51	22	1	0	6	0
5	D	Matt Besler	24	24	2145	0	1	4	0	37	13	0	0	4	1
7	D	Chance Myers	7	7	576	0	1	1	0	3	7	3	0	1	0
20	M	Jorge Claros	7	4	419	0	0	1	0	7	3	0	0	1	0
31	M	Josh Gardner	1	1	89	0	0	1	0	4	1	0	0	0	0
30	G	Andy Gruenebaum	11	11	945	0	0	0	0	0	4	0	0	0	0
24	D	*Mechack Jerome	2	1	91	0	0	1	0	1	0	0	1	0	0
21	G	Jon Kempin	4	3	315	0	0	0	0	0	1	0	0	0	0
1	G	Eric Kronberg	20	20	1800	0	0	0	0	3	2	0	0	3	0
12	M	Mikey Lopez	8	5	482	0	0	7	3	12	10	0	0	2	0
23	M	Alex Martinez	10	3	411	0	0	8	3	5	17	0	2	0	0
94	M	Jimmy Medranda	5	1	131	0	0	4	0	5	4	0	4	0	0
3	D	Ike Opara	3	2	152	0	0	4	2	4	2	0	0	0	0
2	D	Erik Palmer-Brown	3	2	235	0	0	0	0	4	1	0	0	2	1
20	M	Oriol Rosell	7	7	594	0	0	7	1	11	3	0	0	0	1
23	M	Martin Steuble	3	1	69	0	0	1	0	3	1	0	0	0	0
25	M	Christian Duke	0	0	0	0	0	0	0	0	0	0	0	0	0
24	M	Michael Kafari	0	0	0	0	0	0	0	0	0	0	0	0	0
18	M	Victor Munoz	0	0	0	0	0	0	0	0	0	0	0	0	0
		Own-goals received				1									
		Team totals	34	34	3060	48	37	468	160	499	492	79	180	62	6
		Opponent totals	34	34	3060	41	34	350	131	492	499	85	145	74	7

GAME-WINNING GOALS: Dom Dwyer 6, Jacob Peterson 2, Lawrence Olum 2, Graham Zusi 1, Soony Saad 1
Benny Feilhaber 1

GAME-WINNING ASSISTS: Graham Zusi 2, Kevin Ellis 2, Seth Sinovic 1, Jacob Peterson 1, Igor Juliao 1
Benny Feilhaber 1, Dom Dwyer 1

PENALTY KICK GOALS/ATTEMPTS: Dom Dwyer 7-8

SPORTING KANSAS CITY INDIVIDUAL GOALKEEPING

UNF	POS	GOALKEEPER	GP	GS	MIN	SHTS	SV	GA	GAA	PG	PA	W	L	T	SO
1	G	Eric Kronberg	20	20	1800	73	45	22	1.10	5	5	7	8	5	7
30	G	Andy Gruenebaum	11	11	945	45	34	12	1.14	1	1	6	3	2	3
21	G	Jon Kempin	4	3	315	13	5	7	2.00	0	1	1	2	0	0
		Team totals	34	34	3060	131	84	41	1.21	6	7	14	13	7	10
		Opponent totals	34	34	3060	160	103	48	1.41	7	8	13	14	7	8

* = Played with other teams in 2014. Only Sporting Kansas City statistics listed here.



SPORTING KANSAS CITY 2014 SCHEDULE

DAY	DATE	OPPONENT	RESULT	ATT.	W-L-T	POS.	PTS	NOTES:
Sat.	Mar. 8	at Seattle	L 0-1	39,240	0-1-0	T4	0	SEA: Barrett (94+)
Sat.	Mar. 15	FC Dallas	T 1-1	19,431	0-1-1	T5	1	KC: Collin (81); DAL: Hedges (90)
Sat.	Mar. 22	San Jose	W 1-0	19,368	1-1-1	T4	4	KC: Dwyer (57)
Sat.	Mar. 29	at Colorado	W 3-2	12,203	2-1-1	2	7	KC: Zusi (50) Feilhaber (79) Dwyer (92+); COL: Sanchez (60,78)
Sat.	Apr. 5	Real Salt Lake	T 0-0	19,838	2-1-2	3	8	
Sat.	Apr. 19	Montreal	W 4-0	20,306	3-1-2	T1	11	KC: own goal (31) Collin (71) Dwyer (74,86)
Sat.	Apr. 26	at New England	L 0-2	14,806	3-2-2	T2	11	NE: Bunbury (92+) Nguyen (95+)
Sun.	May 4	Columbus	W 2-0	20,565	4-2-2	T1	14	KC: Peterson (10) Bieler (95+)
Sat.	May 10	at Montreal	W 3-0	16,529	5-2-2	1	17	KC: Dwyer (18,64) Nagamura (34)
Wed.	May 14	Philadelphia	L 1-2	19,073	5-3-2	T1	17	KC: Dwyer (80); PHI: Cruz (49) Maidana (81)
Sun.	May 18	at Chicago	L 1-2	15,746	5-4-2	T2	17	KC: Dwyer (68); CHI: Magee (7,15)
Fri.	May 23	Toronto FC	T 2-2	19,914	5-4-3	T2	18	KC: Dwyer (47,84); TOR: Moore (67) Orr (91+)
Tue.	May 27	New York	T 1-1	19,221	5-4-4	2	19	KC: Dovale (9); NY: Wright-Phillips (50)
Sat.	May 31	at D.C. United	L 0-1	18,522	5-5-4	3	19	DC: Espindola (28)
Fri.	June 6	at Houston	W 2-0	18,396	6-5-4	2	22	KC: Saad (45) Dwyer (70)
Fri.	June 27	at Portland	W 1-0	20,814	7-5-4	T1	25	KC: Olum (24)
Sun.	July 6	Chicago	T 1-1	20,858	7-5-5	2	26	KC: Dwyer (33); CHI: Magee (40)
Sat.	July 12	at Montreal	W 2-1	17,155	8-5-5	2	29	KC: Dwyer (4,89); MTL: Di Vaio (28)
Wed.	July 16	at Columbus	W 2-1	13,643	9-5-5	1	32	KC: Sapong (42) Feilhaber (93+); CLB: own goal (69)
Sat.	July 19	Los Angeles	W 2-1	21,493	10-5-5	1	35	KC: Feilhaber (10) Olum (61); LA: Keane (79)
Sat.	July 26	at Toronto FC	W 2-1	22,591	11-5-5	1	38	KC: Zusi (48) Peterson (80); TOR: Jackson (16)
Fri.	Aug. 1	Philadelphia	T 1-1	21,318	11-5-6	1	39	KC: Zusi (54); PHI: Brown (71)
Sun.	Aug. 10	at Vancouver	L 0-2	20,183	11-6-6	1	39	VAN: own goal (17) Mattocks (39)
Sat.	Aug. 16	Toronto FC	W 4-1	20,730	12-6-6	1	42	KC: Dwyer (18,33) Saad (64) Sapong (77); TOR: Gilberto (46+)
Sat.	Aug. 23	D.C. United	L 0-3	19,963	12-7-6	2	42	DC: Espindola (24) Rolfe (28) Kitchen (31)
Fri.	Aug. 29	Houston	L 1-3	20,332	12-8-6	2	42	KC: Dwyer (54); HOU: Bruin (35) Horst (62) Clark (67)
Wed.	Sept. 3	at New England	L 1-3	11,707	12-9-6	2	42	KC: Saad (9); NE: Bunbury (45) Nguyen (48,94+)
Sat.	Sept. 6	at New York	L 1-2	20,831	12-10-6	2	42	KC: Dwyer (54); NY: Wright-Phillips (11) Henry (52)
Fri.	Sept. 12	at Chivas USA	W 4-0	3,933	13-10-6	2	45	KC: Dwyer (39) Feilhaber (47+) Zusi (52) Bieler (87)
Fri.	Sept. 26	New England	L 2-3	19,522	13-11-6	T2	45	KC: Nagamura (54) Dwyer (56); NE: Rowe (22) Goncalves (35) Jones (85)
Fri.	Oct. 3	at D.C. United	T 0-0	19,308	13-11-7	2	46	
Fri.	Oct. 10	Chicago	W 2-0	18,938	14-11-7	2	49	KC: Zusi (80) Dwyer (92+)
Sat.	Oct. 18	at Philadelphia	L 1-2	18,073	14-12-7	3	49	KC: Dwyer (54); PHI: Brown (45) Ribeiro (71)
Sun.	Oct. 26	New York	L 0-2	19,188	14-13-7	5	49	NY: Wright-Phillips (15,70)

SPORTING KANSAS CITY

SPORTING KANSAS CITY – GAME-BY-GAME

#	Player	1	2	3	4	5	6	7	8	9	10	11	12	13	14	15	16	17	18	19	20	21	22	23	24	25	26	27	28	29	30	31	32	33	34	
1	Eric Kronberg	SEA	DAL	SJ	COL	RSL	MTL	NE	CLB	MTL	PHI	CHI	TOR	NY	DC	HOU	POR	CHI	MTL	CLB	LA	TOR	PHI	VAN	TOR	DC	HOU	NE	NY	CHV	NE	DC	CHI	PHI	NY	
2	Erik Palmer-Brown	0-1	1-1	1-0	3-2	0-0	4-0	0-2	2-0	3-0	1-2	1-2	2-2	1-1	0-1	2-0	1-0	1-1	2-1	2-1	2-1	2-1	1-1	0-2	4-1	0-3	1-3	1-3	1-2	4-0	2-3	0-0	2-0	1-2	0-2	
3	Ike Opera	90G	90G	90G	90G	90G	90G	90G	90G	90G	90G	90G	90G	90G	90G	90G	90G	90G	90G	90G	90G	90G	90G	90G	90G	90G	90G	90G	90G	90G	90G	90G	90G	90G	90G	
4	Kevin Ellis	1		90D	61D																															
5	Matt Bestler	90D	90D	90D	90D	90D	90D	90D	90D	90D	90D	90D	90D	90D	90D	90D	90D	90D	90D	90D	90D	90D	90D	90D	90D	90D	90D	90D	90D	90D	90D	90D	90D	90D	90D	
6	Paulo Nagamura	90M	90M	90M	90M	85M	90M		78M	90M	90M	90M	90M	90M	90M	90M	90M	90M	90M	90M	90M	90M	90M	90M	90M	90M	90M	90M	90M	90M	90M	90M	90M	90M	90M	
7	Chance Myers	90D	90D	90D	90D	90D	90D	90D	90D	90D	90D	90D	90D	90D	90D	90D	90D	90D	90D	90D	90D	90D	90D	90D	90D	90D	90D	90D	90D	90D	90D	90D	90D	90D	90D	
8	Graham Zusi	90M	90F	90F	90F	90F	90F	90F	90F	90F	90F	90F	90F	90F	90F	90F	90F	90F	90F	90F	90F	90F	90F	90F	90F	90F	90F	90F	90F	90F	90F	90F	90F	90F	90M	
9	Antonio Doveale	90M	90M	90M	90M	90M	90M	90M	90M	90M	90M	90M	90M	90M	90M	90M	90M	90M	90M	90M	90M	90M	90M	90M	90M	90M	90M	90M	90M	90M	90M	90M	90M	90M	90M	
10	Benny Feilhaber	89M	90M	90M	90M	90M	90M	90M	90M	90M	90M	90M	90M	90M	90M	90M	90M	90M	90M	90M	90M	90M	90M	90M	90M	90M	90M	90M	90M	90M	90M	90M	90M	90M	90M	
11	Sal Zizzo	32	90F	75F	90F	80F	66F	55F																												
12	Mikey Lopez	90M	90M	90M	90M	90M	90M	90M	90M	90M	90M	90M	90M	90M	90M	90M	90M	90M	90M	90M	90M	90M	90M	90M	90M	90M	90M	90M	90M	90M	90M	90M	90M	90M	90M	
13	Lawrence Olum	90M	90M	90M	90M	90M	90M	90M	90M	90M	90M	90M	90M	90M	90M	90M	90M	90M	90M	90M	90M	90M	90M	90M	90M	90M	90M	90M	90M	90M	90M	90M	90M	90M	90M	
14	Dom Dwyer	90F	77F	90F	7	76F	87F	90F	87F	70F	19	90F	90F	90F	90F	90F	90F	90F	90F	90F	90F	90F	90F	90F	90F	90F	90F	90F	90F	90F	90F	90F	90F	90F	90F	
15	Seth Sinovic	90D	90D	90D	90D	90D	90D	90D	90D	90D	90D	90D	90D	90D	90D	90D	90D	90D	90D	90D	90D	90D	90D	90D	90D	90D	90D	90D	90D	90D	90D	90D	90D	90D	90D	
16	Claudio Bieler	13																																		
17	C.J. Sapong	90F	45F	15																																
18	Victor Munoz																																			
19	Peterson Joseph																																			
20	Jorge Claros	90M																																		
21	Orion Rosell																																			
22	Ton Kempin																																			
23	Soony Saad																																			
24	Alex Martinez	15																																		
25	Martin Steuble																																			
26	Mechack Jerome	1	90D																																	
27	Michael Kafari																																			
28	Christlian Duke																																			
29	Andy Gruenebaum																																			
30	Josh Gardner																																			
31	Jacob Peterson	89D																																		
32	Igor Juliao	58F	45																																	
33	Aurelien Collin	90D	90D	90D	29	90D	76D	74D																												
34	Jimmy Medranda	94																																		

"00" = 100 minutes played
F/M/D/G = starting position

SPORTING KANSAS CITY

SPORTING KANSAS CITY – GAME-BY-GAME LOG

Game #1	03/08/2014	KC 0 at SEA 1	L	
Game #2	03/15/2014	KC 1 vs DAL 1	T	Collin 1 (Feilhhaber 1) 81
Game #3	03/22/2014	KC 1 vs SJ 0	W	Dwyer 1 (penalty kick) 57
Game #4	03/29/2014	KC 3 at COL 2	W	Zusi 1 (Zizzo 1, Nagamura 1) 50; Feilhhaber 1 (Zizzo 2, Zusi 1) 79; Dwyer 2 (Zusi 2) 92+
Game #5	04/05/2014	KC 0 vs RSL 0	T	own goal (Mallace) 31; Collin 2 (Olum 1) 71; Dwyer 3 (Peterson 1) 74; Dwyer 4 (Zusi 3) 86
Game #6	04/19/2014	KC 4 vs MTL 0	W	
Game #7	04/26/2014	KC 0 at NE 2	L	
Game #8	05/04/2014	KC 2 vs CLB 0	W	Peterson 1 (unassisted) 10; Bieler 1 (Zusi 4) 95+
Game #9	05/10/2014	KC 3 at MTL 0	W	Dwyer 5 (penalty kick) 18; Nagamura 1 (Myers 1) 34; Dwyer 6 (Dovale 1) 64
Game #10	05/14/2014	KC 1 vs PHI 2	L	Dwyer 7 (Nagamura 2) 80
Game #11	05/18/2014	KC 1 at CHI 2	L	Dwyer 8 (Feilhhaber 2) 68
Game #12	05/23/2014	KC 2 vs TOR 2	T	Dwyer 9 (Zizzo 3) 47; Dwyer 10 (penalty kick) 84
Game #13	05/27/2014	KC 1 vs NY 1	T	Dovale 1 (Feilhhaber 3) 9
Game #14	05/31/2014	KC 0 at DC 1	L	
Game #15	06/06/2014	KC 2 at POR 0	W	Saad 1 (Feilhhaber 4) 45; Dwyer 11 (penalty kick) 70
Game #16	06/27/2014	KC 1 at POR 0	W	Olum 1 (Ellis 1, Sinovic 1) 24
Game #17	07/06/2014	KC 1 vs CHI 1	T	Dwyer 12 (unassisted) 33
Game #18	07/12/2014	KC 2 at MTL 1	W	Dwyer 13 (Besler 1) 4; Dwyer 14 (unassisted) 89
Game #19	07/16/2014	KC 2 at CLB 1	W	Sapong 1 (Feilhhaber 5) 42; Feilhhaber 2 (Peterson 2, Juliao 1) 93+
Game #20	07/19/2014	KC 2 vs LA 1	W	Feilhhaber 3 (unassisted) 10; Olum 2 (unassisted) 61
Game #21	07/26/2014	KC 2 at TOR 1	W	Zusi 2 (unassisted) 48; Peterson 2 (Dwyer 1) 80
Game #22	08/01/2014	KC 1 vs PHI 1	T	Zusi 3 (Dovale 2) 54
Game #23	08/10/2014	KC 0 at VAN 2	L	
Game #24	08/16/2014	KC 4 vs TOR 1	W	Dwyer 15 (penalty kick) 18; Dwyer 16 (penalty kick) 33; Saad 2 (unassisted) 64; Sapong 2 (Saad 1, Zusi 5) 77
Game #25	08/23/2014	KC 0 vs DC 3	L	
Game #26	08/29/2014	KC 1 vs HOU 3	L	Dwyer 17 (Feilhhaber 6) 54
Game #27	09/03/2014	KC 1 at NE 3	L	Saad 3 (unassisted) 9
Game #28	09/06/2014	KC 1 at NY 2	L	Dwyer 18 (Sinovic 2, Zusi 6) 54
Game #29	09/12/2014	KC 4 at CHV 0	W	Dwyer 19 (Zusi 7) 40; Feilhhaber 4 (unassisted) 47+; Zusi 4 (Juliao 2) 52; Bieler 2 (unassisted) 87
Game #30	09/26/2014	KC 2 vs NE 3	L	Nagamura 2 (Ellis 2) 54; Dwyer 20 (Nagamura 3, Dovale 3) 56
Game #31	10/03/2014	KC 0 at DC 0	T	
Game #32	10/10/2014	KC 2 vs CHI 0	W	Zusi 5 (Ellis 3) 80; Dwyer 21 (Zusi 8) 92+
Game #33	10/18/2014	KC 1 at PHI 2	L	
Game #34	10/26/2014	KC 0 vs NY 2	L	Dwyer 22 (penalty kick) 54

SPORTING KANSAS CITY –CUP COMPETITIONS – GAME-BY-GAME

#	Player	2013/14 CONCACAF CHAMPIONS LEAGUE		U.S. OPEN CUP		2014/15 CONCACAF CHAMPIONS LEAGUE				
		QF1 AZL	QF2 AZL	4R MNU	5R POR	Grp2 ESTL	Grp2 SAPR	Grp2 ESTL	Grp2 SAPR	
1	Eric Kronberg	90G	90G	90D	90D	90G	90G	90G	90G	
2	Erik Palmer-Brown	90D	90D	90D	90D	60D				
3	Ike Opata	90D	90D	90D	90D	90D			90D	
4	Kevin Ellis	90D	90D	90D	90D	90D				
5	Matt Besler	90D	90D		84M	90D	90D	90D		
6	Paulo Nagamura	90M	72M			89M	84M	84M		
7	Chance Myers									
8	Graham Zusi	90F	90F			67M	83F	90F	90F	
9	Antonio Dovale			90F	90M	57M	90F	90F	90F	
10	Benny Feilhaber	76M	90M			23	90M	45M	41M	
11	Sal Zizzo	60F		28	60F	33		45		
12	Mikey Lopez									
13	Lawrence Olum			90M	90M	90M	1	90M	90M	
14	Dom Dwyer	2	23	90F	71F	17	80F	90D	25	
15	Seth Sinovic	90D	67F	90D	90D	90D	90D	90D	90D	
16	Claudio Bieler	88F	67F	62M		10	90F	65F	65F	
17	C.J. Sapong	14	18	2	19	90F	7		90F	
18	Victor Munoz			36M						
19	Peterson Joseph									
20	Oriol Rosell	90M	90M			90M	90M	30	90M	
21	Jorge Claros					90G				
22	Jon Kempin					90G				
23	Soony Saad			88F	90F	73F			49	
24	Alex Martinez			54	6					
25	Mechack Jerome		47							
30	Christian Duke			90G	90G		90G			
31	Andy Gruenebaum									
37	Josh Gardner		43D							
37	Jacob Peterson		30	90D	30		90D	90D	45	
40	Igor Juliao		90F						45D	
78	Aurelien Collin				90D	90D	90D	90D	90D	
94	Jimmy Medranda								6	
CONCACAF CHAMPIONS LEAGUE 2013/14										
OF1	03/12/2014	KC 1	vs	CRZAZL	0	W	Ellis (Bieler) 17			
QF2	03/19/2014	KC 1	at	CRZAZL	5	L	Feilhaber (Zusi) 44			
U.S. OPEN CUP										
4R	06/11/2014	KC 2	vs	MINNUT	0	W	Saad (Olum) 76; Martinez (Zizzo) 87			
5R	06/24/2014	KC 1	vs	POR	3	L	Saad (penalty kick) 73			
CONCACAF CHAMPIONS LEAGUE 2014/15										
Grp2	08/19/2014	KC 1	at	ESTELI	1	W	Dovale (unassisted) 16			
Grp2	09/18/2014	KC 3	vs	SAPRSA	1	W	Dwyer (penalty kick) 14; Dovale (Juliao) 69; Dovale (Feilhaber) 76			
Grp2	09/23/2014	KC 3	vs	ESTELI	0	W	Bieler (Sinovic) 13; Bieler (penalty kick) 70; Zizzo (Dovale) 79			
Grp2	10/23/2014	KC 0	at	SAPRSA	2	L				



2014 RECORD

	GP	W-L-T	PTS	GF	GA
Galaxy	34	17-7-10	61	69	37

RECORD at STUBHUB CENTER

	GP	W-L-T	PTS	GF	GA
	17	12-1-4	40	44	14

RECORD on road

	GP	W-L-T	PTS	GF	GA
	17	5-6-6	21	25	23

RECORD at the half

	W	L	T
LEADING	12	1	3
TIED	4	3	5
TRAILING	1	3	2

RECORD with the first goal

	W	L	T
SCORING	14	1	5
CONCEDING	3	6	5

TEAM COMPARISONS

	FOR	AGAINST
GOALS SCORED	2.03 (1st)	1.09 (1st)
TOTAL SHOTS	15.97 (1st)	10.32 (18th)
SHOTS ON GOAL	5.91 (1st)	3.85 (17th)
SHOOTING ACCURACY	37.0% (7th)	37.3% (4th)
SCORING %AGE	12.7% (5th)	10.5% (13th)
FOULS	11.59 (18th)	12.21 (11th)
CORNER KICKS	5.12 (7th)	4.21 (16th)
OFFSIDE	1.62 (16th)	2.09 (9th)

GOALS SCORED IN GAME

GP	0	1	2	3	4+	TOT	AVG
34	4	11	8	5	6	69	2.03

GOALS ALLOWED IN GAME

GP	0	1	2	3	4+	TOT	AVG
34	10	14	8	1	1	37	1.09

GOALS BY INTERVALS

	TOT	0-15	16-30	31-45+	46-60	61-75	76-90+
FOR	69	7	12	13	11	14	12
AGAINST	37	3	8	4	3	11	8

WHERE THE GOALS COME FROM

	FOR	AGAINST
GOALS SCORED	69	37
MINUTES PER GOAL	44	83

HOW SCORED

RIGHT FOOT	35	23
LEFT FOOT	21	9
HEADERS	13	5
OTHER	0	0

TYPE OF PLAY

OPEN PLAY	41	19
CROSS	14	4
CORNER	5	3
REBOUND	1	2
PENALTIES	4	3
DIRECT FROM FREE KICK	1	3
FREE KICK (INDIRECT)	2	2
OWN GOALS	1	1

DISTANCE

INSIDE GOAL AREA	22	5
INSIDE PENALTY AREA	39	26
OUTSIDE PENALTY AREA	8	6

PRIMARY TEAM





LA GALAXY

No.	Player	Pos	Ht	Wt	Birthdate	Birthplace	2014				CAREER			
							GP	GS	G	A	GP	GS	G	A
1	Brian Perk	GK	5-10	175	07/21/1989	Rancho Santa Margarita, CA	2	2	0	0	7	7	0	0
MLS Season: 6. Last club: Philadelphia Union														
2	Todd Dunivant	DF	6-1	175	12/26/1980	Wheat Ridge, CO	7	5	0	0	279	268	7	21
MLS Season: 12. Last club: Toronto FC														
4	Omar Gonzalez	DF	6-5	205	10/11/1988	Dallas, TX	22	22	4	2	150	149	11	7
Designated Player. MLS Season: 6. 2009 SuperDraft: Round 1, Pick 3 (Maryland)														
5	Jose Villarreal	FW	5-8	160	09/10/1993	Inglewood, CA	5	0	0	0	37	12	3	2
Homegrown Player. MLS Season: 2.														
6	Baggio Husidic	MF	6-1	160	05/19/1987	Velika Kladusa, Yugoslavia	34	26	5	4	84	58	10	10
MLS Season: 4. Last club: Hammarby (Sweden)														
7	Robbie Keane	FW	5-9	160	07/08/1980	Dublin, Ireland	29	28	19	14	84	81	53	35
Designated Player. MLS Season: 4. Last club: Tottenham Hotspur (England). International: Ireland														
8	Marcelo Sarvas	MF	5-10	155	10/16/1981	Sao Paulo, Brazil	28	25	3	11	88	80	9	19
MLS Season: 3. Last club: LD Alajuelense (Costa Rica)														
9	Alan Gordon	FW	6-3	190	10/16/1981	Long Beach, CA	29	11	5	1	194	115	44	27
MLS Season: 11. Last club: San Jose Earthquakes														
10	Landon Donovan	MF	5-8	155	03/04/1982	Ontario, CA	31	30	10	19	334	313	144	136
Designated Player. MLS Season: 14. Last club: Bayer Leverkusen (Germany)														
11	Gyasi Zardes	FW	6-2	175	09/02/1991	Hawthorne, CA	32	26	16	2	59	49	20	6
Homegrown Player. MLS Season: 2.														
12	Brian Rowe	GK	6-0	185	11/16/1988	Chicago, IL	3	3	0	0	7	7	0	0
MLS Season: 3.														
14	Robbie Rogers	MF	5-10	165	05/12/1987	Rancho Palos Verdes, CA	19	15	0	2	136	115	13	19
MLS Season: 7. Last club: Leeds United (England)														
16	Rob Friend	FW	6-5	205	01/23/1981	Rosetown, Saskatchewan, Canada	10	4	0	1	10	4	0	1
MLS Season: 1. Last club: TSV 1860 Munich (Germany)														
18	Jaime Penedo	GK	6-0	160	09/26/1981	Panama City, Panama	29	29	0	0	38	38	0	0
MLS Season: 3. Last club: CSD Municipal (Guatemala). International: Panama														
19	Juninho	MF	5-7	145	01/08/1989	San Jose dos Campos, Brazil	34	31	0	4	153	148	14	16
MLS Season: 5. Last club: Sao Paulo FC (Brazil)														
20	A.J. DeLaGarza	DF	5-9	150	11/04/1987	Bryans Road, MD	29	28	0	2	156	151	2	3
MLS Season: 6. 2009 SuperDraft: Round 2, Pick 19 (Maryland)														
21	Tommy Meyer	DF	6-2	175	03/20/1990	St. Louis, MO	12	10	0	0	27	22	0	0
MLS Season: 3. 2012 SuperDraft: Round 1, Pick 19 (Indiana)														
22	Leonardo	DF	6-2	185	02/05/1988	Sao Paulo, Brazil	24	20	1	0	55	49	2	0
MLS Season: 3. Last club: Sao Paulo FC (Brazil)														
24	Stefan Ishizaki	MF	5-11	165	05/15/1982	Stockholm, Sweden	30	22	5	7	30	22	5	7
MLS Season: 1. Last club: Elfsborg (Sweden)														
25	Rafael Garcia	MF	5-6	150	12/19/1988	Granada Hills, CA	1	0	0	0	11	1	0	0
MLS Season: 3. 2012 Supplemental Draft: Round 2, Pick 38 (Cal State-Northridge)														
26	James Riley	DF	5-10	150	10/27/1982	Colorado Springs, CO	4	3	0	0	235	214	2	17
MLS Season: 10. Last club: D.C. United														
27	Charlie Rugg	FW	6-0	190	10/02/1990	Boston, MA	0	0	0	0	4	2	1	0
MLS Season: 2. 2013 SuperDraft: Round 1, Pick 19 (Boston College)														
30	Chandler Hoffman	FW	6-0	160	08/17/1990	Birmingham, AL	8	0	0	0	15	2	0	0
MLS Season: 3. Last club: Philadelphia Union. Generation adidas.														
31	Kyle Venter	DF	6-3	190	03/13/1991	Aurora, CO	0	0	0	0	0	0	0	0
Homegrown Player. MLS Season: 4.														
32	Jack McBean	FW	6-0	175	12/15/1994	Newport Beach, CA	0	0	0	0	17	8	2	2
Homegrown Player. MLS Season: 4.														
33	Dan Gargan	DF	5-11	175	12/14/1982	Philadelphia, PA	29	27	0	5	160	129	2	14
MLS Season: 8. 2012 Last club: Toronto FC														
34	Kenney Walker	MF	5-9	170	12/12/1988	Cleveland, OH	8	4	0	0	9	5	0	0
MLS Season: 3. 2012 SuperDraft: Round 2, Pick 38 (Louisville)														
36	Oscar Sorto	DF	5-8	155	08/13/1994	Los Angeles, CA	1	0	0	0	1	0	0	0
Homegrown Player. MLS Season: 2.														
38	Bradford Jamieson	FW	6-1	165	10/18/1996	Los Angeles, CA	2	0	0	1	2	0	0	1
Homegrown Player. MLS Season: 1.														
40	Raul Mendiola	FW	5-8	150	05/18/1994	Ciudad Juarez, Mexico	3	0	0	0	3	0	0	0
Homegrown Player. MLS Season: 1.														

HEAD COACH : Bruce Arena

09/21/1951

W176L104 T64

LA GALAXY PLAYOFF HISTORY

vs. Team	No. of Series		Last							Series Result	
	Series	W-L	GP	W-L-T	OT	ShO	GF	GA	Mtg.		Round
Chicago	2	1-1	5	2-2-1	2-0-1	0-1	5	4	2001	Semifinals	Won 7 pts. to 1
Colorado	4	4-0	7	6-1-0	0-0-0	0-0	14	1	2005	Semifinals	Won 1 games to 0
D.C. United	2	0-2	2	0-2-0	0-1-0	0-0	2	5	1999	MLS Cup '99	Lost MLS Cup '99
FC Dallas	4	2-2	8	4-4-0	0-0-0	0-2	16	13	2010	Semifinals	Lost 1 games to 0
Kansas City	4	2-2	9	5-3-1	2-0-1	1-0	14	15	2004	Semifinals	Lost 1 games to 0
New England	2	2-0	2	2-0-0	2-0-0	0-0	2	0	2005	MLS Cup '05	Won MLS Cup '05
New York	2	2-0	5	3-1-1	0-0-1	0-0	9	8	2011	Quarterfinals	Won 2 games to 0
San Jose	5	3-2	10	5-4-1	0-1-0	0-0	16	12	2012	Quarterfinals	Won Series Tie-Breaker
Tampa Bay	1	1-0	2	2-0-0	0-0-0	0-0	6	2	2000	Quarterfinals	Won 6 pts. to 0
Chivas USA	1	1-0	2	1-0-1	0-0-0	0-0	3	2	2009	Quarterfinals	Won 1 games to 0
Real Salt Lake	3	1-2	4	2-2-0	0-2-0	0-1	5	4	2013	Quarterfinals	Lost Series Tie-Breaker
Houston	3	3-0	3	3-0-0	1-0-0	0-0	6	1	2012	MLS Cup '12	Won MLS Cup '12
Seattle	2	2-0	4	3-1-0	0-0-0	0-0	7	3	2012	Semifinals	Won Series Tie-Breaker
Vancouver	1	1-0	1	1-0-0	0-0-0	0-0	2	1	2012	Wild Card	Won 1 games to 0
TOTALS	36	25-11	64	39-20-5	7-4-3	1-4	107	71			

LA GALAXY – ALL-TIME POSTSEASON RESULTS

DATE	OPPONENT	RESULT	ATT.	W-L-T	RD.	GOALS:
09/26/1996	at San Jose	L 0-1	17,209	0-1-0	QTR	
09/29/1996	San Jose	W 2-0	27,833	1-1-0	QTR	Fraser (84); Hurtado (90)
10/02/1996	San Jose	W 2-0	30,231	2-1-0	QTR	Hurtado (31); Cienfuegos (36)
10/10/1996	Kansas City	W 2-1	25,212	3-1-0	SEM	Armas (48); Vanney (57)
10/13/1996	at Kansas City	W 1-1 (3-1)	11,041	4-1-0	SEM	Vanney (76)
10/20/1996	D.C. United	L 2-3 (OT)	34,643	4-2-0	FIN	Hurtado (5); Armas (56)
10/05/1997	Dallas	L 0-0 (0-2)	18,921	0-1-0	QTR	
10/08/1997	at Dallas	L 0-3	11,248	0-2-0	QTR	
10/01/1998	Dallas	W 6-1	10,047	1-0-0	QTR	Pena (10,69); Hermosillo (16,32); Cienfuegos (20); Welton (41)
10/04/1998	at Dallas	W 3-2	8,130	2-0-0	QTR	Hendrickson (80); Caligiuri (85); Mathis (88)
10/10/1998	Chicago	L 0-1	25,107	2-1-0	SEM	
10/16/1998	at Chicago	L 1-1 (1-2)	32,744	2-2-0	SEM	Pena (37)
10/17/1999	Colorado	W 3-0	16,307	1-0-0	QTR	Hendrickson (8); Vanney (52); Jones (57)
10/24/1999	at Colorado	W 2-0	6,542	2-0-0	QTR	Pena (74); Franchino (84)
10/31/1999	Dallas	W 2-1	17,372	3-0-0	SEM	Cienfuegos (39); Hendrickson (90)
11/07/1999	at Dallas	L 2-2 (3-4)	13,816	3-1-0	SEM	Hermosillo (13,54)
11/11/1999	Dallas	W 3-1	25,703	4-1-0	SEM	Vanney (3); Hermosillo (20); Cienfuegos (68)
11/21/1999	D.C. United	L 0-2	44,910	4-2-0	FIN	
09/14/2000	at Tampa Bay	W 1-0	5,583	1-0-0	QTR	Vanney (61)
09/20/2000	Tampa Bay	W 5-2	13,851	2-0-0	QTR	Hendrickson (14); Kelly (19); Hernandez (48); Cienfuegos (51); Jones (85)
09/29/2000	at Kansas City	T 0-0 (OT)	11,815	2-0-1	SEM	
10/03/2000	Kansas City	W 2-1 (OT)	20,849	3-0-1	SEM	Jones (16); Califf (93)
10/06/2000	at Kansas City	L 0-2 (ST)	8,320	3-1-1	SEM	
09/23/2001	MetroStars	T 1-1 (OT)	11,580	0-0-1	QTR	Caligiuri (63)
09/26/2001	at MetroStars	L 1-4	12,817	0-1-1	QTR	Victorine (4)
09/29/2001	MetroStars	W 4-2 (ST)	6,154	1-1-1	QTR	Victorine (21,33); Frye (56); Cienfuegos (98)
10/10/2001	at Chicago	T 1-1 (OT)	10,388	1-1-2	SEM	Hernandez (44)
10/13/2001	Chicago	W 1-0 (OT)	10,100	2-1-2	SEM	Vagenas (94)
10/17/2001	at Chicago	W 2-1 (OT)	13,444	3-1-2	SEM	Califf (44); Cienfuegos (98)
10/21/2001	San Jose	L 1-2 (OT)	21,626	3-2-2	FIN	Hernandez (21)
09/25/2002	Kansas City	W 3-2(OT)	14,585	1-0-0	QTR	Ruiz (62,99); Jones (85)
09/28/2002	at Kansas City	L 1-4	9,484	1-1-0	QTR	Albright (71)
10/02/2002	Kansas City	W 5-2	14,713	2-1-0	QTR	Ruiz (34,66); Jones (46,62); Tennyson (93)
10/05/2002	Colorado	W 4-0	24,742	1-0-0	SEM	Califf (21); Ruiz (24,84); Hendrickson (71)
10/09/2002	at Colorado	W 1-0	12,367	2-0-0	SEM	Ruiz (64)
10/20/2002	New England	W 1-0(OT)	61,316	1-0-0	FIN	Ruiz (113)
11/01/2003	San Jose	W 2-0	20,201	1-0-0	QTR	Victorine (59); Ruiz (62)
11/09/2003	at San Jose	L 2-5 (ST)	14,145	1-1-0	QTR	Ruiz (7); Vagenas (13)
10/22/2004	at Colorado	L 0-1	8,028	0-1-0	QTR	
10/30/2004	Colorado	W 2-0	20,026	1-1-0	QTR	Ruiz (30); Marshall (45)
11/05/2004	at Kansas City	L 0-2	11,931	1-2-0	SEM	
10/23/2005	San Jose	W 3-1	17,466	1-0-0	QTR	Gomez (13); Donovan (39,87)
10/29/2005	at San Jose	T 1-1	17,824	1-0-1	QTR	Grabavoy (67)
11/05/2005	at Colorado	W 2-0	12,789	2-0-1	SEM	Donovan (28,88)
11/13/2005	at New England	W 1-0 (OT)	21,193	3-0-1	FIN	Ramirez (105)
11/01/2009	at Chivas USA	T 2-2	25,218	0-0-1	QTR	LA: Magee (14) Donovan (41); CHV: Santos (4) Galindo (50)
11/08/2009	Chivas USA	W 1-0	27,000	1-0-1	QTR	LA: Donovan (73)
11/13/2009	Houston	W 2-0 (OT)	25,373	2-0-1	SEM	LA: Berhalter (103) Donovan (109)
11/22/2009	Real Salt Lake	L 1-1 (OT)	46,011	2-1-1	FIN	LA: Magee (41); RSL: Findley (64)



LA GALAXY

10/31/2010	at Seattle	W 1-0	35,521	1-0-0	QTR LA: Buddle (38)
11/07/2010	Seattle	W 2-1	27,000	2-0-0	QTR LA: Buddle (19) Gonzalez (27); SEA: Zakuani (86)
11/14/2010	FC Dallas	L 0-3	27,000	2-1-0	SEM DAL: Ferreira (26) John (54) Chavez (73)
10/30/2011	at New York	W 1-0	22,663	1-0-0	QTR LA: Magee (15)
11/03/2011	New York	W 2-1	27,000	2-0-0	QTR LA: Magee (42) Donovan (75); NY: Rodgers (4)
11/06/2011	Real Salt Lake	W 3-1	23,437	3-0-0	SEM LA: Donovan (23) Magee (58) Keane (68); RSL: Saborio (25)
11/20/2011	Houston	W 1-0	30,281	4-0-0	FIN LA: Donovan (72)
11/01/2012	Vancouver	W 2-1	14,703	1-0-0	WC LA: Magee (69) Donovan (73); VAN: Mattocks (3)
11/04/2012	San Jose	L 0-1	27,000	1-1-0	QTR SJ: Bernardez (94+)
11/07/2012	at San Jose	W 3-1	10,744	2-1-0	QTR LA: Keane (21,34) Magee (39); SJ: Gordon (82)
11/11/2012	Seattle	W 3-0	27,000	3-1-0	SEM LA: Keane (46+,67) Magee (64)
11/18/2012	at Seattle	L 1-2	44,575	3-2-0	SEM LA: Keane (68); SEA: Johnson (12) Scott (57)
12/01/2012	Houston	W 3-1	30,510	4-2-0	FIN LA: Gonzalez (60) Donovan (65) Keane (94+); HOU: Carr (44)
11/03/2013	Real Salt Lake	W 1-0	27,000	1-0-0	QTR LA: Franklin (48)
11/07/2013	at Real Salt Lake	L 0-2 (OT)	19,042	1-1-0	QTR RSL: Velasquez (35) Schuler (102)

CAREER POSTSEASON STATISTICS FOR CURRENT LA GALAXY PLAYERS

UNF	POS	PLAYER	GP	GS	MIN	G	A	SHT	SOG	PKG	PKA	SKG	SKA	FC	FS	OFF	CK	C	E
20	D	A.J. DeLaGarza	11	8	827	0	0	1	0	0	0	0	0	12	10	0	0	0	0
10	M-F	Landon Donovan	36	36	3382	22	12	103	50	6	6	0	1	53	88	14	55	7	0
2	D	Todd Dunivant	25	24	2260	0	0	3	0	0	0	0	0	19	17	1	0	2	0
25	M	Rafael Garcia	1	0	7	0	0	0	0	0	0	0	0	1	0	0	0	1	0
33	D-M	Dan Gargan	2	1	135	0	0	0	0	0	0	0	0	3	1	0	0	1	0
19	M	Juninho	14	13	1161	0	2	17	4	0	0	0	0	18	6	0	1	4	1
4	D	Omar Gonzalez	19	19	1769	2	1	14	4	0	0	0	0	15	33	0	0	1	0
9	F	Alan Gordon	9	0	130	1	0	2	1	0	0	0	0	3	8	4	0	0	0
6	F-M	Baggio Husidic	2	1	92	0	0	3	0	0	0	0	0	2	0	0	0	1	0
7	F	Robbie Keane	12	12	1102	7	3	34	14	2	2	0	0	9	13	9	1	0	0
21	D	Tommy Meyer	6	6	540	0	1	0	0	0	0	0	0	7	1	0	0	0	0
26	D-F	James Riley	12	8	805	0	0	1	0	0	0	0	0	10	6	0	0	1	1
14	M-F	Robbie Rogers	11	10	875	2	0	23	6	0	0	0	0	12	10	5	3	2	0
8	M	Marcelo Sarvas	8	4	472	0	0	4	1	0	0	0	0	12	8	0	0	1	0
5	M	Jose Villarreal	2	0	21	0	0	2	0	0	0	0	0	1	0	0	0	0	0
11	F	Gyasi Zardes	2	2	210	0	0	5	0	0	0	0	0	4	2	1	1	0	0
UNF	POS	GOALKEEPER	GP	GS	MIN	SHTS	SV	GA	GAA	PKG	PKA	SKG	SKA	W	L	T	SO		
18	GK	Jaime Penedo	2	2	210	2	6	2	0.86	0	0	0	0	1	1	0	1		

ALL-TIME LA GALAXY POSTSEASON STATISTICS (39-19-6, 120 PTS.)

PLAYER	GP	GS	MIN	G	A						
Landon Donovan	22	22	2094	12	6						
Carlos Ruiz	11	11	1023	11	2						
Mike Magee	17	17	1495	8	1						
Mauricio Cienfuegos	35	34	2992	7	14						
Robbie Keane	12	12	1102	7	3						
Cobi Jones	45	43	3938	6	13						
Ezra Hendrickson	29	25	2362	5	3						
Greg Vanney	26	25	2238	5	3						
Carlos Hermosillo	9	9	750	5	1						
Sasha Victorine	20	19	1715	4	2						
Danny Pena	12	12	992	4	0						
Luis Hernandez	10	8	808	3	5						
Danny Califf	19	18	1706	3	0						
Eduardo Hurtado	7	6	589	3	0						
Peter Vagenas	19	17	1677	2	2						
Paul Caligiuri	23	23	2022	2	1						
Omar Gonzalez	19	19	1769	2	1						
Chris Armas	8	8	724	2	0						
Edson Buddle	12	10	870	2	0						
Sean Franklin	18	18	1710	1	4						
Chris Albright	14	9	933	1	3						
Tyrone Marshall	14	14	1328	1	2						
Welton	6	4	389	1	2						
Adam Frye	11	5	568	1	1						
Clint Mathis	9	6	558	1	1						
Gregg Berhalter	5	4	426	1	0						
Joe Franchino	7	4	351	1	0						
Robin Fraser	21	21	1832	1	0						
Herculez Gomez	4	4	380	1	0						
Ned Grabavoy	4	4	298	1	0						
Brian Kelly	4	4	298	1	0						
Guillermo Ramirez	1	0	54	1	0						
McKinley Tennyson	2	0	5	1	0						
David Beckham	17	17	1539	0	8						
Simon Elliott	25	21	1992	0	6						
Roy Myers	6	6	466	0	4						
Martin Machon	6	6	507	0	3						
Hong Myung-Bo	2	2	186	0	2						
Juninho	14	13	1161	0	2						
Alexi Lalas	10	7	650	0	2						
Alejandro Moreno	9	7	564	0	2						
Jorge Campos	6	6	544	0	1						
Kevin Hartman	39	39	3592	0	1						
Steve Jolley	6	4	435	0	1						
Jovan Kirovski	8	4	492	0	1						
Tommy Meyer	6	6	540	0	1						
Brian Mullan	8	1	184	0	1						
Ante Razov	5	4	251	0	1						
Craig Waibel	5	2	245	0	1						
Christian Wilhelmsson	4	3	244	0	1						
Alex Cazumba	1	0	35	0	0						
Chad Barrett	3	3	211	0	0						
Chris Birchall	9	3	374	0	0						
Tristan Bowen	1	0	19	0	0						
Paul Broome	3	2	209	0	0						
Dan Calichman	8	7	594	0	0						
Paolo Cardozo	1	0	1	0	0						
Pablo Chinchilla	1	1	90	0	0						
Brian Ching	2	0	6	0	0						
Laurent Courtois	1	0	9	0	0						
Adam Cristman	3	1	89	0	0						
Ednaldo da Conceicao	4	0	25	0	0						
A.J. DeLaGarza	11	8	827	0	0						
Todd Dunivant	20	19	1810	0	0						
Rafael Garcia	1	0	7	0	0						
John Garvey	1	0	6	0	0						
Seth George	1	0	3	0	0						
Alan Gordon	7	0	88	0	0						
Daniel Hernandez	1	0	18	0	0						
Andreas Herzog	1	0	31	0	0						
Zak Ibsen	9	4	379	0	0						
Ugo Ihemelu	4	4	390	0	0						
Guillermo Jara	1	0	12	0	0						
Hector Jimenez	2	1	81	0	0						
Harut Karapetyan	8	5	478	0	0						
Chris Klein	4	2	184	0	0						
Dema Kovalenko	6	6	509	0	0						
David Kramer	3	0	72	0	0						
Eddie Lewis	6	3	306	0	0						
Ricky Lewis	1	0	1	0	0						
Paulo Nagamura	4	3	369	0	0						
Joseph Ngwenya	1	1	57	0	0						
Arash Noamouz	3	2	158	0	0						
Curt Onalfo	3	1	150	0	0						
Kofi Opare	2	2	195	0	0						
Jaime Penedo	2	2	210	0	0						
Marvin Quijano	2	0	26	0	0						
Matt Reis	1	0	51	0	0						
Donovan Ricketts	7	7	636	0	0						
Robbie Rogers	2	2	136	0	0						
Jorge Salcedo	7	5	474	0	0						
Wellington Sanchez	3	0	68	0	0						
Marcelo Saragosa	5	4	283	0	0						
Marcelo Sarvas	8	4	472	0	0						
Josh Saunders	11	10	954	0	0						
Mark Semioli	5	5	406	0	0						
Michael Stephens	6	0	52	0	0						
Ryan Suarez	1	0	9	0	0						
Brian Taylor	1	0	8	0	0						
Arturo Torres	4	2	246	0	0						
Jose Vasquez	1	0	23	0	0						
Jose Villarreal	2	0	21	0	0						
Sebastien Vorbe	3	0	31	0	0						
Brad Wilson	1	0	2	0	0						
Gyasi Zardes	2	2	210	0	0						
Team totals	64	64	6003	107	108						
Opponent totals	64	64	6003	71	78						

GALAXY INDIVIDUAL GOALKEEPING						
GOALKEEPER	GP	GS	SV	GA	GAA	SO
David Kramer	3	0	2	0	0.00	1
Matt Reis	1	0	0	0	0.00	1
Josh Saunders	11	10	30	8	0.75	3
Jaime Penedo	2	2	6	2	0.86	1
Donovan Ricketts	7	7	24	7	0.99	3
Jorge Campos	6	6	25	6	0.99	1
Kevin Hartman	39	39	137	48	1.20	12
Team totals	64	64	229	71	1.06	22
Opponent totals	64	64	221	107	1.60	12

LA GALAXY INDIVIDUAL HIGH GAMES (2014)

Goals					
2	10 times				
Assists					
3	Landon Donovan	09/28/2014	vs. NY	W 4-0	
Shots					
11	Robbie Keane	08/23/2014	vs. VAN	W 2-0	
Shots on Goal					
4	5 times				
Fouls Committed					
5	5 times				
Fouls Suffered					
6	Marcelo Sarvas	09/14/2014	at SJ	T 1-1	
Offside					
3	Robbie Keane	09/20/2014	vs. DAL	W 2-1	
Saves					
7	Jaime Penedo	08/16/2014	at CLB	L 1-4	
Shots Faced					
11	Jaime Penedo	08/16/2014	at CLB	L 1-4	
Goals Allowed					
4	Jaime Penedo	08/16/2014	at CLB	L 1-4	

LA GALAXY INDIVIDUAL POSTSEASON HIGH GAMES (1996-2013)

Goals					
2	12 times				
Assists					
3	Mauricio Cienfuegos	10/01/1998	vs. DAL	W 6-1	
3	Martin Machon	10/01/1998	vs. DAL	W 6-1	
3	Luis Hernandez	09/20/2000	vs. TB	W 5-2	
Shots					
9	Carlos Ruiz	09/25/2002	vs. KC	W 3-2	
9	Carlos Ruiz	10/20/2002	vs. NE	W 1-0	
9	Herculez Gomez	11/13/2005	at NE	W 1-0	
Shots on Goal					
6	Carlos Ruiz	09/25/2002	vs. KC	W 3-2	
Fouls Committed					
7	Greg Vanney	09/14/2000	at TB	W 1-0	
7	Carlos Ruiz	10/30/2004	vs. COL	W 2-0	
Fouls Suffered					
7	Cobi Jones	11/21/1999	vs. DC	L 0-2	
7	Carlos Ruiz	10/05/2002	vs. COL	W 4-0	
7	Landon Donovan	11/22/2009	vs. RSL	L 1-1	
Offside					
6	Luis Hernandez	09/14/2000	at TB	W 1-0	
Saves					
8	Kevin Hartman	09/29/2000	at KC	T 0-0	
8	Donovan Ricketts	10/31/2010	at SEA	W 1-0	
Shots Faced					
9	Kevin Hartman	09/26/2001	at MET	L 1-4	
9	Kevin Hartman	11/09/2003	at SJ	L 2-5	
Goals Allowed					
5	Kevin Hartman	11/09/2003	at SJ	L 2-5	

TEAM HIGH GAMES (2014)

Goals					
6	09/05/2014	vs. COL	W 6-0		
Assists					
7	09/05/2014	vs. COL	W 6-0		
Shots					
27	03/08/2014	vs. RSL	L 0-1		
Shots on Goal					
10	07/28/2014	at SEA	W 3-0		
Fouls Committed					
21	03/08/2014	vs. RSL	L 0-1		
21	10/25/2014	at SEA	L 0-2		
Fouls Suffered					
24	09/14/2014	at SJ	T 1-1		
Corner Kicks					
11	03/08/2014	vs. RSL	L 0-1		
11	08/20/2014	at COL	W 4-3		
Offside					
6	04/06/2014	at CHV	W 3-0		
Saves					
7	08/16/2014	at CLB	L 1-4		
Shots Faced					
12	08/16/2014	at CLB	L 1-4		
Goals Allowed					
4	08/16/2014	at CLB	L 1-4		

LA GALAXY TEAM POSTSEASON HIGH GAMES (1996-2013)

Goals					
6	10/01/1998	vs. DAL	W 6-1		
Assists					
9	10/01/1998	vs. DAL	W 6-1		
Shots					
29	09/23/2001	vs. MET	T 1-1		
Shots on Goal					
13	10/01/1998	vs. DAL	W 6-1		
Fouls Committed					
29	10/13/2001	vs. CHI	W 1-0		
Fouls Suffered					
26	10/06/2000	at KC	L 0-2		
26	10/05/2002	vs. COL	W 4-0		
Corner Kicks					
12	11/07/2013	at RSL	L 0-2		
Offside					
10	09/20/2000	vs. TB	W 5-2		
Saves					
8	09/29/2000	at KC	T 0-0		
8	10/31/2010	at SEA	W 1-0		
Shots Faced					
9	09/26/2001	at MET	L 1-4		
9	11/09/2003	at SJ	L 2-5		
Goals Allowed					
5	11/09/2003	at SJ	L 2-5		

TEAM LOW GAMES (2014)

Shots					
5	06/01/2014	at CHI	T 1-1		
Shots on Goal					
1	03/22/2014	at RSL	T 1-1		
1	06/01/2014	at CHI	T 1-1		
Fouls Committed					
4	08/16/2014	at CLB	L 1-4		
Fouls Suffered					
7	6 times				
Corner Kicks					
2	6 times				
Offside					
0	10 times				
Saves					
0	07/16/2014	vs. NE	W 5-1		
0	08/02/2014	vs. POR	W 3-1		
0	09/20/2014	vs. DAL	W 2-1		
0	10/25/2014	at SEA	L 0-2		

TEAM POSTSEASON LOW GAMES (1996-2013)

Shots					
5	11/18/2012	at SEA	L 1-2		
Shots on Goal					
1	09/29/2000	at KC	T 0-0		
Fouls Committed					
8	11/03/2011	vs. NY	W 2-1		
8	11/07/2012	at SJ	W 3-1		
Fouls Suffered					
6	11/01/2009	at CHV	T 2-2		
Corner Kicks					
1	09/14/2000	at TB	W 1-0		
1	10/29/2005	at SJ	T 1-1		
1	10/30/2011	at NY	W 1-0		
1	11/07/2012	at SJ	W 3-1		
Offside					
0	09/23/2001	vs. MET	T 1-1		
0	10/05/2002	vs. COL	W 4-0		
0	11/08/2009	vs. CHV	W 1-0		
0	11/13/2009	vs. HOU	W 2-0		
0	11/03/2011	vs. NY	W 2-1		
Saves					
1	11 times				
Shots Faced					
1	10/05/1997	vs. DAL	L 0-0		
1	09/14/2000	at TB	W 1-0		
1	10/09/2002	at COL	W 1-0		
1	10/20/2002	vs. NE	W 1-0		
1	11/20/2011	vs. HOU	W 1-0		

2014 LA GALAXY STATISTICS (17-7-10, 61 pts.)

UNF	POS	PLAYER	GP	GS	MIN	G	A	SHT	SOG	FC	FS	OFF	CK	C	E
7	F	Robbie Keane	29	28	2549	19	14	122	54	23	38	22	3	2	0
11	F	Gyasi Zardes	32	26	2392	16	2	74	30	13	37	8	2	0	0
10	M	Landon Donovan	31	30	2720	10	19	66	24	31	32	6	95	7	0
24	M	Stefan Ishizaki	30	22	1898	5	7	35	15	21	20	3	69	2	0
6	M	Baggio Husidic	34	26	2197	5	4	44	9	23	29	1	4	3	0
9	F	Alan Gordon (TOT)	29	11	1176	5	1	39	17	33	35	13	0	3	0
9	F	Alan Gordon (LA)	14	5	511	5	1	22	13	16	15	4	0	0	0
4	D	Omar Gonzalez	22	22	1902	4	2	18	10	28	19	1	0	5	1
8	M	Marcelo Sarvas	28	25	2218	3	11	39	15	57	43	1	1	6	0
22	D	Leonardo	24	20	1837	1	0	8	1	19	7	0	0	1	0
33	D	Dan Gargan	29	27	2400	0	5	7	1	37	21	1	0	7	1
19	M	Juninho	34	31	2758	0	4	55	15	35	29	0	0	3	0
20	D	A.J. DeLaGarza	29	28	2491	0	2	2	2	24	31	0	0	4	0
14	M	Robbie Rogers	19	15	1372	0	2	13	4	24	14	2	0	2	0
16	F	Rob Friend	10	4	376	0	1	14	3	4	16	2	0	0	0
38	F	Bradford Jamieson	2	0	23	0	1	0	0	1	0	0	0	0	0
2	D	Todd Dunivant	7	5	370	0	0	2	0	0	1	0	0	0	0
25	M	Rafael Garcia	1	0	16	0	0	1	1	1	0	0	0	0	0
30	F	Chandler Hoffman	8	0	61	0	0	4	2	2	0	2	0	1	0
40	F	Raul Mendiola	3	0	57	0	0	2	0	2	0	0	0	0	0
21	D	Tommy Meyer	12	10	926	0	0	1	0	7	5	0	0	0	0
28	D	*Kofi Opare	6	5	495	0	0	2	0	4	6	0	0	2	0
18	G	Jaime Penedo	29	29	2610	0	0	0	0	0	3	0	0	0	0
1	G	Brian Perk	2	2	180	0	0	0	0	0	2	0	0	0	0
26	D	James Riley	4	3	254	0	0	0	0	11	4	0	0	2	0
12	G	Brian Rowe	3	3	270	0	0	0	0	0	0	0	0	0	0
9	F	Samuel	8	4	358	0	0	10	2	4	6	1	0	1	0
36	D	Oscar Sorto	1	0	15	0	0	0	0	0	0	0	0	0	0
5	F	Jose Villarreal	5	0	19	0	0	0	0	2	3	1	0	0	0
34	M	Kenney Walker	8	4	329	0	0	2	0	5	6	0	0	0	0
32	F	Jack McBean	0	0	0	0	0	0	0	0	0	0	0	0	0
27	F	Charlie Rugg	0	0	0	0	0	0	0	0	0	0	0	0	0
31	D	Kyle Venter	0	0	0	0	0	0	0	0	0	0	0	0	0
		Own-goals received				1									
		Team totals	34	34	3060	69	75	543	201	394	415	55	174	48	2
		Opponent totals	34	34	3060	37	31	351	131	415	394	71	143	54	5

GAME-WINNING GOALS: Gyasi Zardes 6, Robbie Keane 5, Landon Donovan 4, Alan Gordon 1
Omar Gonzalez 1

GAME-WINNING ASSISTS: Robbie Keane 6, Landon Donovan 5, Marcelo Sarvas 4, Stefan Ishizaki 3
Juninho 1, Dan Gargan 1

PENALTY KICK GOALS/ATTEMPTS: Robbie Keane 1-4, Landon Donovan 3-3, Marcelo Sarvas 0-1

LA GALAXY INDIVIDUAL GOALKEEPING

UNF	POS	GOALKEEPER	GP	GS	MIN	SHTS	SV	GA	GAA	PG	PA	W	L	T	SO
1	G	Brian Perk	2	2	180	3	2	1	0.50	0	0	1	0	1	1
12	G	Brian Rowe	3	3	270	13	10	3	1.00	0	0	1	0	2	1
18	G	Jaime Penedo	29	29	2610	115	81	33	1.14	3	3	15	7	7	8
		Team totals	34	34	3060	131	93	37	1.09	3	3	17	7	10	10
		Opponent totals	34	34	3060	201	126	69	2.03	4	8	7	17	10	4

* = Played with other teams in 2014. Only LA Galaxy statistics listed here.

LA GALAXY 2014 SCHEDULE

DAY	DATE	OPPONENT	RESULT	ATT.	W-L-T	POS.	PTS	NOTES:
Sat.	Mar. 8	Real Salt Lake	L 0-1	25,634	0-1-0	T6	0	RSL: Plata (80)
Sat.	Mar. 22	at Real Salt Lake	T 1-1	20,466	0-1-1	T8	1	LA: Keane (34); RSL: Saborio (19)
Sun.	Apr. 6	at Chivas USA	W 3-0	15,008	1-1-1	7	4	LA: Keane (37) Ishizaki (41) Husidic (56)
Sat.	Apr. 12	Vancouver	W 1-0	20,847	2-1-1	6	7	LA: Keane (47)
Sat.	Apr. 19	at Vancouver	T 2-2	21,000	2-1-2	6	8	LA: Ishizaki (38) Keane (77); VAN: Mattocks (67) Manneh (86)
Sat.	May 3	at Colorado	L 0-1	14,040	2-2-2	T6	8	COL: Sanchez (20)
Sun.	May 11	at Portland	T 1-1	20,814	2-2-3	T7	9	LA: Keane (92+); POR: Valeri (95+)
Sat.	May 17	at Houston	L 0-1	22,233	2-3-3	9	9	HOU: Barnes (61)
Wed.	May 21	FC Dallas	W 2-1	14,615	3-3-3	6	12	LA: Keane (24) Zardes (44); DAL: Akindele (65)
Sun.	May 25	Philadelphia	W 4-1	21,010	4-3-3	6	15	LA: Leonardo (2) Donovan (49,81) Keane (64); PHI: Edu (88)
Sun.	June 1	at Chicago	T 1-1	17,487	4-3-4	T6	16	LA: Donovan (74); CHI: Larentowicz (68)
Sun.	June 8	Chivas USA	T 1-1	19,756	4-3-5	7	17	LA: Zardes (35); CHV: Torres (20)
Sat.	June 28	at San Jose	W 1-0	50,006	5-3-5	T6	20	LA: Zardes (61)
Fri.	July 4	Portland	T 2-2	27,000	5-3-6	T6	21	LA: Sarvas (65) own goal (86); POR: Valeri (67) Villafana (70)
Sat.	July 12	Real Salt Lake	W 1-0	19,882	6-3-6	6	24	LA: Zardes (20)
Wed.	July 16	New England	W 5-1	17,741	7-3-6	T3	27	LA: Keane (10,78) Zardes (18,48) Ishizaki (75); NE: Nguyen (38)
Sat.	July 19	at Sporting KC	L 1-2	21,493	7-4-6	T4	27	LA: Keane (79); KC: Feilhaber (10) Olum (61)
Mon.	July 28	at Seattle	W 3-0	39,304	8-4-6	T3	30	LA: Zardes (8) Donovan (18) Ishizaki (36)
Sat.	Aug. 2	Portland	W 3-1	20,089	9-4-6	3	33	LA: Zardes (48+) Keane (73,85); POR: Valeri (14)
Fri.	Aug. 8	San Jose	T 2-2	19,719	9-4-7	3	34	LA: Zardes (29) Gonzalez (49); SJ: Wondolowski (18) Garcia (31)
Sat.	Aug. 16	at Columbus	L 1-4	20,729	9-5-7	4	34	LA: Zardes (49); CLB: Meram (23) Finlay (33) Speas (75) Gonzalez (84)
Wed.	Aug. 20	at Colorado	W 4-3	14,011	10-5-7	4	37	LA: Keane (20) Gonzalez (55) Gordon (68) Donovan (80); COL: Hairston (14) Buddle (17) Burch (30)
Sat.	Aug. 23	Vancouver	W 2-0	21,637	11-5-7	4	40	LA: Donovan (4) Sarvas (32)
Wed.	Aug. 27	D.C. United	W 4-1	16,044	12-5-7	2	43	LA: Gordon (2) Gonzalez (25) Husidic (46+) Donovan (75); DC: own goal (58)
Sun.	Aug. 31	at Chivas USA	W 3-0	18,652	13-5-7	2	46	LA: Zardes (41,71) Keane (68)
Fri.	Sept. 5	Colorado	W 6-0	18,145	14-5-7	2	49	LA: Donovan (5,47) Husidic (30,86) Zardes (47+,75)
Wed.	Sept. 10	at Montreal	T 2-2	13,916	14-5-8	2	50	LA: Zardes (59) Gordon (64); MTL: Di Vaio (28) Piatti (43)
Sun.	Sept. 14	at San Jose	T 1-1	10,525	14-5-9	2	51	LA: Gonzalez (28); SJ: Wondolowski (66)
Sat.	Sept. 20	FC Dallas	W 2-1	22,863	15-5-9	T1	54	LA: Keane (62) Gordon (84); DAL: Perez (54)
Sun.	Sept. 28	New York	W 4-0	25,102	16-5-9	T1	57	LA: Keane (8,82) Donovan (50) Zardes (69)
Sat.	Oct. 4	Toronto FC	W 3-0	24,064	17-5-9	1	60	LA: Keane (22,25) Gordon (93+)
Sun.	Oct. 12	at FC Dallas	L 1-2	19,039	17-6-9	T1	60	LA: Ishizaki (22); DAL: Texeira (52) Castillo (87)
Sun.	Oct. 19	Seattle	T 2-2	27,244	17-6-10	T1	61	LA: Husidic (46+) Sarvas (50); SEA: Dempsey (69) Neagle (72)
Sat.	Oct. 25	at Seattle	L 0-2	57,673	17-7-10	T1	61	SEA: Pappa (85,95+)

LA GALAXY

LA GALAXY – GAME-BY-GAME

#	Player	1	2	3	4	5	6	7	8	9	10	11	12	13	14	15	16	17	18	19	20	21	22	23	24	25	26	27	28	29	30	31	32	33	34	
1	Brian Perk	RSL	CHV	VAN	VAN	COL	FOR	HOU	DAL	PHI	CHI	CHV	SJ	FOR	RSL	NE	KC	SEA	FOR	SJ	CLB	COL	VAN	DC	CHV	COL	MTL	SJ	DAL	NY	TOR	DAL	SEA	SEA		
2	Todd Dumivant	0-1	1-1	3-0	1-0	2-2	0-1	1-1	0-1	2-1	4-1	1-1	1-1	1-0	2-2	1-0	5-1	1-2	3-0	3-1	2-2	1-4	4-3	2-0	4-1	3-0	6-0	2-2	1-1	2-1	4-0	3-0	1-2	2-2	0-2	
3	José Villarreal	90G	90G	90G	90D	90D	45D																													
4	Omar Gonzalez	90D	90D	90D	90D	90D	45D																													
5	Baggio Husidic	2	90M	90M	90M	72M	90M	83M	70M	16	90M	70M	6	90M	19	79M	45M	84M	12	30	10	26	74M	74M	90M	90M	62M	90M	62M	90M	62M	90M	72M	84M	73M	82M
6	Robbie Keane	90F	90F	90F	90F	90F	90F	90F	90F	90F	90F	90F	90F	90F	90F	89F	90F	90F	90F	90F	90F	90F	90F	90F	90F	90F	90F	90F	90F	90F	90F	90F	90F	90F	90F	90F
7	Marcelo Sarvas	90M	20	90M	79M	90M							6	78M	85M	90M	90M	19	90M	90M	80M	80M	90M	90M	90M	90M	90M	90M	90M	90M	90M	90M	90M	90M	90M	90M
8	Alan Gordon	90M	20	90M	79M	90M																														
9	Samuel	77F	33	90F	90F	90M	90M	90M	90M	90M	90M	90M	90M	90M	90M	90M	90M	90M	90M	90M	90M	90M	90M	90M	90M	90M	90M	90M	90M	90M	90M	90M	90M	90M	90M	90M
10	Landon Donovan	90M	90M	90F	90F	90F	90M	90M	90M	90M	90M	90M	90M	90M	90M	90M	90M	90M	90M	90M	90M	90M	90M	90M	90M	90M	90M	90M	90M	90M	90M	90M	90M	90M	90M	90M
11	Gyasi Zardes	69M			11	18	20	7	32	90M	90M	20	90F	81F	90F	90F	90F	90F	89F	90F	90F	90F	90F	90F	90F	90F	90F	90F	90F	90F	90F	90F	90F	90F	90F	90F
12	Brian Rowe																																			
13	Robbie Rogers	13	90F		11	18	76F	72F	58F				21	9	8																					
14	Rob Friend	90G	90G	90G	90G	90G	90G	90G	90G	90G	90G	90G	90G	90G	90G	90G	90G	90G	90G	90G	90G	90G	90G	90G	90G	90G	90G	90G	90G	90G	90G	90G	90G	90G	90G	90G
15	Taime Penedo	88M	90M	90M	90M	90M	90M	90M	90M	90M	90M	90M	90M	90M	90M	90M	90M	90M	90M	90M	90M	90M	90M	90M	90M	90M	90M	90M	90M	90M	90M	90M	90M	90M	90M	90M
16	Tuninho	90D	72D		90D	90D	90D	90D	90D	90D	90D	90D	90D	90D	90D	90D	90D	90D	90D	90D	90D	90D	90D	90D	90D	90D	90D	90D	90D	90D	90D	90D	90D	90D	90D	90D
17	A.J. DelGarza	21	Tommy Meyer		5																															
18	Leonardo	90D	18	90D	90D	90D	90D	90D	90D	90D	90D	90D	90D	90D	90D	90D	90D	90D	90D	90D	90D	90D	90D	90D	90D	90D	90D	90D	90D	90D	90D	90D	90D	90D	90D	90D
19	Stefan Ishizaki	22	Stefan Ishizaki		21	70M	57M	79M	72M	70M	90M	90M	90M	90M	90M	90M	90M	90M	90M	90M	90M	90M	90M	90M	90M	90M	90M	90M	90M	90M	90M	90M	90M	90M	90M	90M
20	Rafael Garcia	24	James Riley		90D	33D																														
21	James Riley	26	Charlie Ruge		90D	33D																														
22	Kofi Opare	27	Chandler Hoffmann		45	90D	90D	90D																												
23	Chandler Hoffmann	28	Kyle Venier		45	90D	90D	90D																												
24	Kyle Venier	30	Tack McBean		45	90D	90D	90D																												
25	Tack McBean	31	Dan Gargan		45	90D	90D	90D																												
26	Dan Gargan	32	Kenny Walker		45	90D	90D	90D																												
27	Kenny Walker	33	Oscar Sorlo		45	90D	90D	90D																												
28	Oscar Sorlo	34	Bradford Jamieson		45	90D	90D	90D																												
29	Bradford Jamieson	36	Raul Mendiola		45	90D	90D	90D																												
30	Raul Mendiola	38			45	90D	90D	90D																												
31		40			45	90D	90D	90D																												

"00" = 100 minutes played
F/M/D/G = starting position

Played for other teams:
Alan Gordon played 665 minutes for SJ

LA GALAXY – GAME-BY-GAME LOG

Game #1	03/08/2014	LA 0 vs RSL 1	T	Keane 1 (Juninho 1) 34
Game #2	03/22/2014	LA 1 at RSL 1	T	Keane 2 (Gargan 1, Ishizaki 1) 37; Ishizaki 1 (Juninho 2, Donovan 1) 42; Husidic 1 (Donovan 2, Keane 1) 56
Game #3	04/06/2014	LA 3 at CHV 0	W	Keane 3 (Ishizaki 2) 47
Game #4	04/12/2014	LA 1 vs VAN 0	W	Ishizaki 2 (Husidic 1, Gargan 2) 38; Keane 4 (Friend 1, Gonzalez 1) 77
Game #5	04/19/2014	LA 2 at VAN 2	T	Keane 5 (Gargan 3) 92+
Game #6	05/03/2014	LA 0 at COL 1	L	Keane 6 (Zardes 1) 24; Zardes 1 (Juninho 3) 44
Game #7	05/11/2014	LA 1 at POR 1	T	Leonardo 1 (Donovan 3) 2; Donovan 1 (Keane 2) 49; Keane 7 (unassisted) 64; Donovan 2 (Keane 3) 81
Game #8	05/17/2014	LA 0 at HOU 1	L	Donovan 3 (Rogers 1) 74
Game #9	05/21/2014	LA 2 vs DAL 1	W	Zardes 2 (Sarvas 1, Ishizaki 3) 35
Game #10	05/25/2014	LA 4 vs PHI 1	W	Zardes 3 (Sarvas 2, Keane 4) 61
Game #11	06/01/2014	LA 1 at CHI 1	T	Sarvas 1 (Donovan 4) 65; own goal (McKenzie) 86
Game #12	06/08/2014	LA 1 at SJ 0	W	zardes 4 (Sarvas 3) 20
Game #13	06/28/2014	LA 1 at SJ 0	T	Keane 8 (Husidic 2) 10; Zardes 5 (Keane 5, Ishizaki 4) 18; Zardes 6 (Keane 6) 48; Ishizaki 3 (unassisted) 75;
Game #14	07/04/2014	LA 2 vs POR 2	T	Keane 9 (unassisted) 78
Game #15	07/12/2014	LA 1 vs RSL 0	W	Keane 10 (Jamieson 1) 79
Game #16	07/16/2014	LA 5 vs NE 1	W	Zardes 7 (Donovan 5, Sarvas 4) 8; Donovan 4 (unassisted) 18; Ishizaki 4 (Sarvas 5, Donovan 6) 36
Game #17	07/19/2014	LA 1 at KC 2	L	Zardes 8 (Rogers 2, Keane 7) 48+; Keane 11 (Donovan 7) 73; Keane 12 (penalty kick) 85
Game #18	07/28/2014	LA 3 at SEA 0	W	Zardes 9 (unassisted) 29; Gonzalez 1 (Ishizaki 5) 49
Game #19	08/02/2014	LA 3 vs POR 1	W	Zardes 10 (Gargan 4, Keane 8) 49
Game #20	08/08/2014	LA 2 vs SJ 2	T	Keane 13 (Gargan 5) 20; Gonzalez 2 (Donovan 8) 55; Gordon 1 (Gonzalez 2, Sarvas 6) 68; Donovan 5 (Keane 9) 80
Game #21	08/16/2014	LA 1 at CLB 4	L	Donovan 6 (Keane 10) 4; Sarvas 2 (Keane 11) 32
Game #22	08/20/2014	LA 4 at COL 3	W	Donovan 2 (unassisted) 2; Gonzalez 3 (Donovan 9) 25; Husidic 2 (DeLaGarza 1, Donovan 10) 46+;
Game #23	08/23/2014	LA 2 vs VAN 0	W	Gordon 2 (unassisted) 2; Husidic 3 (Donovan 9) 25; Husidic 2 (DeLaGarza 1, Donovan 10) 46+;
Game #24	08/27/2014	LA 4 vs DC 1	W	Donovan 7 (penalty kick) 75
Game #25	08/31/2014	LA 3 at CHV 0	W	zardes 11 (Donovan 11) 41; Keane 14 (Sarvas 7) 68; Zardes 12 (Donovan 12, Keane 12) 71
Game #26	09/05/2014	LA 6 vs COL 0	W	Donovan 8 (penalty kick) 5; Husidic 3 (Gordon 1, Sarvas 8) 30; Zardes 13 (Donovan 13, Husidic 3) 47+;
Game #27	09/10/2014	LA 2 at MTL 2	T	Donovan 9 (penalty kick) 47; Zardes 14 (Ishizaki 6) 75; Husidic 4 (Donovan 14, Sarvas 9) 86
Game #28	09/14/2014	LA 1 at SJ 1	T	Zardes 15 (Juninho 4) 59; Gordon 3 (Keane 13, Donovan 15) 64
Game #29	09/20/2014	LA 2 vs DAL 1	W	Gonzalez 4 (Ishizaki 7) 28
Game #30	09/28/2014	LA 4 vs NY 0	W	Keane 15 (Zardes 2) 62; Gordon 4 (Keane 14) 84
Game #31	10/04/2014	LA 3 vs TOR 0	W	Keane 16 (Donovan 16) 8; Donovan 10 (unassisted) 50; Zardes 16 (Donovan 17) 69; Keane 17 (Donovan 18) 82
Game #32	10/12/2014	LA 1 at DAL 2	L	Keane 18 (Sarvas 10) 22; Keane 19 (DeLaGarza 2, Donovan 19) 25; Gordon 5 (Sarvas 11) 93+
Game #33	10/19/2014	LA 2 vs SEA 2	T	Ishizaki 5 (unassisted) 22
Game #34	10/25/2014	LA 0 at SEA 2	L	Husidic 5 (unassisted) 46+; Sarvas 3 (Husidic 4) 50

LA GALAXY – CUP COMPETITIONS – GAME-BY-GAME

#	Player	2013/14 CONCACAF CHAMPIONS LEAGUE			U.S. OPEN CUP		
		QF1 TJT	QF2 TJT	1-0 2-5	4R AZUT	5R CARO	0-1
1	Brian Perik						
2	Todd Dunivant	90D	90D	45			
4	Omar Gonzalez	6			90M	43	
6	Baggio Husidic	90F	90F		7	120F	
7	Robbie Keane	90M	90M		12	120M	
8	Marcelo Sarvas	69F	45F		12	15	
9	Samuel	90M	90M		83M	56	
10	Landon Donovan	90M	90M			105F	
11	Gyasi Zardes	90M	69M				
12	Brian Rowe				90D	120D	
14	Robbie Rogers				69F		
16	Rob Friend	90G	90G	45	90G	120G	
18	Taime Penedo	84M	90M		90M	120M	
19	Tuninho	90D	90D		90D	120D	
20	A.J. DelaGarza				90D		
21	Tommy Meyer	90D	90D				
22	Leonardo	21	21		90M	120D	
24	Stefan Ishizaki					77M	
25	Rafael Garcia	90D	45D				
26	James Riley						
27	Charlie Rugg						
28	Kofi Opare						
30	Chandler Hoffman				78M	120D	
31	Kyle Venter						
32	Tack McBean						
33	Dan Gargan				90D		
34	Kenney Walker				21	64M	
36	Oscar Sorlo						
38	Bradford Jamieson						
40	Raul Mendiola						

CONCACAF CHAMPIONS LEAGUE 2013/14			
QF1	03/11/2014	LA 1 vs TJUANA	0
QF2	03/18/2014	LA 2 at TJUANA	5

U.S. OPEN CUP			
4R	06/18/2014	LA 2 at ARIZUT	1
5R	06/24/2014	LA 0 at CAROLN	1

Player	Goals	Assists
Samuel (Keane)	11	
Keane (Donovan)	47	85
Zardes (Rogers)	37	
Zardes (Ishizaki)	53	



2014 RECORD

	GP	W-L-T	PTS	GF	GA
Revolution	34	17-13-4	55	51	46

RECORD at GILLETTE STADIUM

	GP	W-L-T	PTS	GF	GA
	17	11-4-2	35	28	14

RECORD on road

	GP	W-L-T	PTS	GF	GA
	17	6-9-2	20	23	32

RECORD at the half

	W	L	T
LEADING	8	1	1
TIED	8	2	2
TRAILING	1	10	1

RECORD with the first goal

	W	L	T
SCORING	12	1	1
CONCEDING	5	12	2

TEAM COMPARISONS

	FOR	AGAINST
GOALS SCORED	1.50 (9th)	1.35 (8th)
TOTAL SHOTS	13.74 (6th)	12.71 (12th)
SHOTS ON GOAL	5.29 (4th)	4.50 (10th)
SHOOTING ACCURACY	38.5% (4th)	35.4% (11th)
SCORING %AGE	10.9% (9th)	10.7% (12th)
FOULS	12.56 (9th)	13.00 (16th)
CORNER KICKS	6.15 (2nd)	5.09 (6th)
OFFSIDE	1.59 (17th)	2.97 (3rd)

GOALS SCORED IN GAME

GP	0	1	2	3	4+	TOT	AVG
34	9	9	10	4	2	51	1.50

GOALS ALLOWED IN GAME

GP	0	1	2	3	4+	TOT	AVG
34	8	13	9	2	2	46	1.35

GOALS BY INTERVALS

	TOT	0-15	16-30	31-45+	46-60	61-75	76-90+
FOR	51	4	11	10	9	7	10
AGAINST	46	9	7	9	5	7	9

WHERE THE GOALS COME FROM

	FOR	AGAINST
GOALS SCORED	51	46
MINUTES PER GOAL	60	67

HOW SCORED

RIGHT FOOT	33	33
LEFT FOOT	10	8
HEADERS	6	5
OTHER	2	0

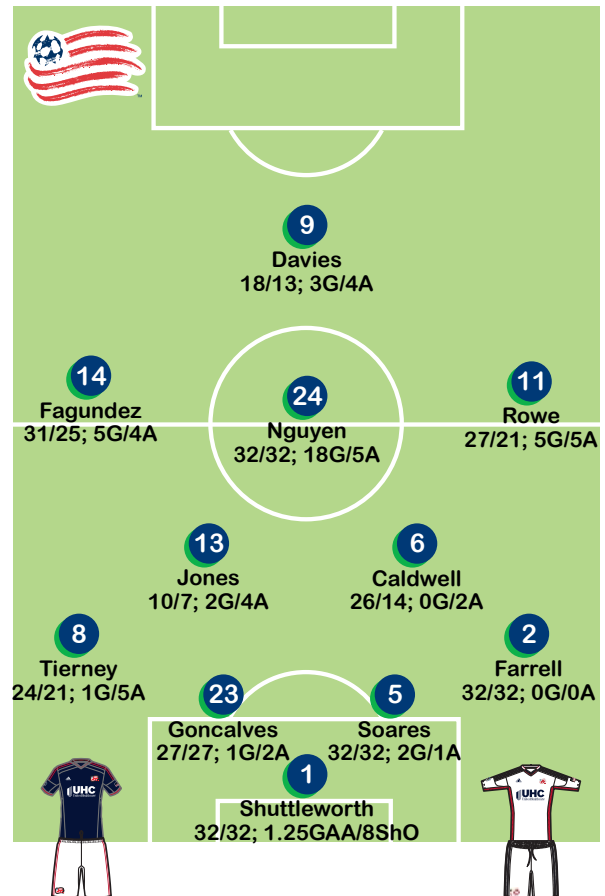
TYPE OF PLAY

OPEN PLAY	32	27
CROSS	5	8
CORNER	1	0
REBOUND	2	2
PENALTIES	4	3
DIRECT FROM FREE KICK	2	3
FREE KICK (INDIRECT)	3	2
OWN GOALS	2	1

DISTANCE

INSIDE GOAL AREA	11	9
INSIDE PENALTY AREA	30	27
OUTSIDE PENALTY AREA	10	10

PRIMARY TEAM





No.	Player	Pos	Ht	Wt	Birthdate	Birthplace	2014				CAREER			
							GP	GS	G	A	GP	GS	G	A
2	Andrew Farrell	DF	5-11	185	04/02/1992	Louisville, KY	32	32	0	0	64	64	0	1
MLS Season: 2. 2013 SuperDraft: Round 1, Pick 1 (Louisville)														
4	Steve Neumann	MF	6-0	165	10/02/1991	Jacksonville, FL	23	3	0	0	23	3	0	0
MLS Season: 1. 2014 SuperDraft: Round 1, Pick 4 (Georgetown)														
5	A.J. Soares	DF	6-0	170	11/28/1988	San Diego, CA	32	32	2	1	108	107	6	1
MLS Season: 4. 2011 SuperDraft: Round 1, Pick 6 (California)														
6	Scott Caldwell	MF	5-8	150	03/15/1991	Weymouth, MA	26	14	0	2	55	37	0	4
Homegrown Player. MLS Season: 2.														
7	Patrick Mullins	FW	6-1	172	02/05/1992	New Orleans, LA	21	14	4	1	21	14	4	1
MLS Season: 1. 2014 SuperDraft: Round 1, Pick 11 (Maryland)														
8	Chris Tierney	DF	6-0	170	01/09/1986	Boston, MA	24	21	1	5	155	141	7	26
MLS Season: 7. 2008 Supplemental Draft: Round 1, Pick 13 (Virginia)														
9	Charlie Davies	FW	5-10	160	06/25/1986	Manchester, NH	18	13	3	4	48	31	14	5
MLS Season: 2. Last club: Randers FC (Denmark)														
10	Teal Bunbury	FW	6-2	175	02/27/1990	Hamilton, Ontario, Canada	31	28	4	6	120	76	23	13
MLS Season: 5. Last club: Sporting Kansas City														
11	Kelyn Rowe	MF	5-8	150	12/02/1991	Federal Way, WA	27	21	5	5	90	68	15	18
MLS Season: 3. 2012 SuperDraft: Round 1, Pick 3 (UCLA)														
12	Andy Dorman	MF	6-1	160	05/01/1982	Chester, England	16	15	0	1	140	98	17	20
MLS Season: 6. Last club: Bristol Rovers (England)														
13	Jermaine Jones	MF	6-0	170	11/03/1981	Frankfurt, West Germany	10	7	2	4	10	7	2	4
Designated Player. MLS Season: 1. Last club: Besiktas (TUR)														
14	Diego Fagundez	MF	5-8	140	02/14/1995	Montevideo, Uruguay	31	25	5	4	88	64	22	14
Homegrown Player. MLS Season: 4.														
15	Stephen McCarthy	DF	6-5	190	07/21/1988	Honolulu, HI	1	1	0	0	69	63	2	2
MLS Season: 4. 2011 SuperDraft: Round 2, Pick 24 (North Carolina)														
16	Daigo Kobayashi	MF	5-10	155	02/19/1983	Fuji, Japan	34	23	0	4	64	44	2	8
MLS Season: 2. Last club: Vancouver Whitecaps FC														
17	Andre Akpan	FW	6-0	190	12/09/1987	Fort Worth, TX	5	0	0	0	41	10	4	2
MLS Season: 5. Last club: New York Red Bulls														
18	Brad Knighton	GK	6-2	180	02/06/1985	Hickory, NC	2	2	0	0	37	35	0	2
MLS Season: 6. Last club: Vancouver Whitecaps FC														
19	Alec Sundly	MF	6-0	157	07/08/1992	San Clemente, CA	0	0	0	0	0	0	0	0
MLS Season: 1. 2014 SuperDraft: Round 2, Pick 31 (California)														
21	Shalrie Joseph	MF	6-3	180	05/24/1978	Saint George, Grenada	0	0	0	0	283	272	40	35
MLS Season: 12. Last club: Seattle Sounders FC														
22	Bobby Shuttleworth	GK	6-2	205	05/13/1987	Tonawanda, NY	32	32	0	0	75	73	0	0
MLS Season: 6.														
23	Jose Goncalves	DF	6-2	180	09/17/1985	Lisbon, Portugal	27	27	1	2	61	61	3	2
MLS Season: 2. Last club: FC Sion (Switzerland)														
24	Lee Nguyen	MF	5-8	150	10/07/1986	Richardson, TX	32	32	18	5	95	91	27	14
MLS Season: 4. Last club: Vancouver Whitecaps FC														
25	Darrius Barnes	DF	6-1	175	12/24/1986	Raleigh, NC	22	16	1	2	120	103	2	3
MLS Season: 6. 2009 SuperDraft: Round 3, Pick 40 (Duke)														
27	Jerry Bengtson	FW	6-1	165	04/08/1987	Santa Rosa de Aguan, Honduras	7	1	1	0	36	23	4	0
Designated Player. MLS Season: 3. International: Honduras														
30	Kevin Alston	DF	5-9	160	05/05/1988	Washington, DC	11	9	1	3	132	127	1	7
MLS Season: 6. 2009 SuperDraft: Round 1, Pick 10 (Indiana)														
33	Donnie Smith	FW	5-11	160	12/07/1990	Detroit, MI	1	1	0	0	2	2	0	0
MLS Season: 2. 2013 SuperDraft: Round 2, Pick 21 (North Carolina-Charlotte)														
36	Luis Soffner	GK	6-4	210	01/15/1990	Miami, FL	0	0	0	0	0	0	0	0
MLS Season: 2. 2013 SuperDraft: Round 2, Pick 36 (Indiana)														
39	Geoffrey Castillion	FW	6-3	170	05/25/1991	Amsterdam, Netherlands	1	0	0	0	1	0	0	0
MLS Season: 1. Last club: NEC Nijmegen (NED)														
40	Larry Jackson	GK	6-1	180	09/28/1990	Palo Alto, CA	0	0	0	0	0	0	0	0
MLS Season: 1.														
44	Jossimar Sanchez	DF	5-9	170	09/04/1991	Paterson, NJ	0	0	0	0	0	0	0	0
MLS Season: 1. 2013 Supplemental Draft: Round 1, Pick 4 (Connecticut)														
92	Dimitry Imbongo	FW	6-0	160	03/28/1990	Kinshasa, Congo	2	0	0	0	32	15	4	4
MLS Season: 3. Last club: 1860 Munich II (Germany)														
99	Tony Taylor	FW	6-0	170	07/13/1989	Long Beach, CA	1	0	0	0	1	0	0	0
MLS Season: 1. Last club: Omobio Nikosia (Cyprus)														
HEAD COACH : Jay Heaps											08/02/1976			
											W40 L41 T21			



NEW ENGLAND REVOLUTION

NEW ENGLAND REVOLUTION PLAYOFF HISTORY

vs. Team	No. of Series	W-L	GP	W-L-T	OT	ShO	GF	GA	Last Mtg.	Round	Series Result
Chicago	8	4-4	15	7-7-1	1-1-0	0-0	14	20	2009	Quarterfinals	Lost Series Tie-Breaker
Columbus	2	2-0	5	2-0-3	0-0-2	0-0	5	3	2004	Quarterfinals	Won 1 games to 0
D.C. United	3	1-2	4	1-3-0	0-1-0	0-2	6	8	2006	Semifinals	Won 1 games to 0
Kansas City	1	0-1	2	1-1-0	0-1-0	0-0	3	4	2013	Quarterfinals	Lost Series Tie-Breaker
Los Angeles	2	0-2	2	0-2-0	0-2-0	0-0	0	2	2005	MLS Cup '05	Lost MLS Cup '05
New York	3	3-0	6	3-1-2	0-0-0	0-0	7	3	2007	Quarterfinals	Won 1 games to 0
Houston	2	0-2	2	0-2-0	0-1-0	0-1	2	3	2007	MLS Cup '07	Lost MLS Cup '07
TOTALS	21	10-11	36	14-16-6	1-6-2	0-3	37	43			

NEW ENGLAND REVOLUTION -- ALL-TIME POSTSEASON RESULTS

DATE	OPPONENT	RESULT	ATT.	W-L-T	RD.	GOALS:
10/05/1997	at D.C. United	L 1-4	12,540	0-1-0	QTR	NE: Burns (89); DC: Wegerle (13,56) Moreno (65,76)
10/08/1997	D.C. United	L 1-2	16,233	0-2-0	QTR	NE: Moore (72); DC: Williams (53)
09/15/2000	at Chicago	L 1-2	10,476	0-1-0	QTR	NE: Harris (50); CHI: own goal (54) Kovalenko (73)
09/19/2000	Chicago	W 2-1	10,723	1-1-0	QTR	NE: WYNALDA (18) WRIGHT (86); CHI: KOVALENKO (83)
09/22/2000	at Chicago	L 0-6	5,972	1-2-0	QTR	CHI: RAZOV (5,65) STOITCHKOV (14,17) NOWAK (47) GEORGE (75)
09/26/2002	Chicago	W 2-0	6,306	1-0-0	QTR	NE: Twellman (13); Hernandez (60)
09/29/2002	at Chicago	L 1-2	9,434	1-1-0	QTR	NE: Kamler (28); CHI: RAZOV (43,76)
10/02/2002	Chicago	W 2-0	6,954	2-1-0	QTR	NE: Kamler (12); Twellman (65)
10/06/2002	Columbus	T 0-0 (OT)	11,387	2-1-1	SEM	
10/09/2002	at Columbus	W 1-0	10,245	3-1-1	SEM	NE: Heaps (3)
10/12/2002	Columbus	T 2-2 (OT)	9,216	3-1-2	SEM	NE: Ralston (17); Harris (47) CLB: McBride (80) Washington (85)
10/20/2002	at Los Angeles	L 0-1 (OT)	61,316	3-2-2	FIN	LA: Ruiz (113)
11/01/2003	at MetroStars	W 2-0	10,211	1-0-0	QTR	NE: Fabbro (17) Noonan (65)
11/09/2003	MetroStars	T 1-1	14,823	1-0-1	QTR	NE: Noonan (21); MET: Guevara (45)
11/14/2003	at Chicago	L 0-1 (OT)	14,610	1-1-1	SEM	CHI: Armas (101)
10/23/2004	Columbus	W 1-0	5,679	1-0-0	QTR	NE: John (25)
10/31/2004	at Columbus	T 1-1	15,224	1-0-1	QTR	NE: Twellman (81); CLB: Buddle (90)
11/06/2004	at D.C. United	L 3-3 (OT)	21,201	1-1-1	SEM	NE: Twellman (17) Ralston (44) Noonan (85); DC: Eskandarian (11) Moreno (21) Gomez (67)
10/22/2005	at MetroStars	L 0-1	10,003	0-1-0	QTR	MET: Guevara (34)
10/29/2005	MetroStars	W 3-1	9,581	1-1-0	QTR	NE: Cancela (68) Noonan (73) Smith (83); MET: Djorkaeff (59)
11/06/2005	Chicago	W 1-0	18,118	2-1-0	SEM	NE: Dempsey (4)
11/13/2005	Los Angeles	L 0-1 (OT)	21,193	2-2-0	FIN	LA: Ramirez (105)
10/22/2006	at Chicago	L 0-1	10,217	0-1-0	QTR	CHI: Mapp (35)
10/28/2006	Chicago	W 2-1 (OT)	9,372	1-1-0	QTR	NE: Twellman (41) Noonan (58); CHI: Jaqua (18)
11/05/2006	at D.C. United	W 1-0	19,552	2-1-0	SEM	NE: Twellman (4)
11/12/2006	Houston	L 1-1 (OT)	22,427	2-2-0	FIN	NE: Twellman (113); HOU: Ching (114)
10/27/2007	at New York	T 0-0	14,165	0-0-1	QTR	
11/03/2007	New York	W 1-0	10,116	1-0-1	QTR	NE: Twellman (64)
11/08/2007	Chicago	W 1-0	10,317	2-0-1	SEM	NE: Twellman (38)
11/18/2007	Houston	L 1-2	39,859	2-1-1	FIN	NE: Twellman (20); HOU: Ngwenya (61) De Rosario (74)
10/30/2008	Chicago	T 0-0	5,221	0-0-1	QTR	
11/06/2008	at Chicago	L 0-3	17,312	0-1-1	QTR	CHI: Rolfe (45) Conde (49) Segares (74)
11/01/2009	Chicago	W 2-1	7,416	1-0-0	QTR	NE: Osei (45) Joseph (75); CHI: Rolfe (17)
11/07/2009	at Chicago	L 0-2	21,528	1-1-0	QTR	CHI: Thorrrington (35) Blanco (83)
11/02/2013	Sporting KC	W 2-1	15,164	1-0-0	QTR	NE: Dorman (55) Rowe (67); KC: Collin (69)
11/06/2013	at Sporting KC	L 1-3 (OT)	19,031	1-1-0	QTR	NE: Imbongo (70); KC: Collin (41) Sinovic (79) Bieler (113)

CAREER POSTSEASON STATISTICS FOR CURRENT NEW ENGLAND REVOLUTION PLAYERS

UNF	POS	PLAYER	GP	GS	MIN	G	A	SHT	SOG	PKG	PKA	SKG	SKA	FC	FS	OFF	CK	C	E
30	D	Kevin Alston	2	2	180	0	0	1	0	0	0	0	0	3	0	0	0	1	0
25	D	Darrius Barnes	4	4	385	0	0	0	0	0	0	0	0	1	1	0	0	1	0
27		Jerry Bengtson	1	0	5	0	0	0	0	0	0	0	0	0	0	0	0	0	0
10	F	Teal Bunbury	5	5	399	2	0	11	6	1	1	0	0	7	4	4	0	2	0
6	M	Scott Caldwell	2	0	94	0	0	0	0	0	0	0	0	3	0	0	0	1	0
12	M	Andy Dorman	11	6	618	1	2	12	7	0	0	0	0	8	3	1	7	1	0
14	M-F	Diego Fagundez	2	2	210	0	0	3	1	0	0	0	0	1	0	0	0	0	0
2	D	Andrew Farrell	2	2	210	0	0	0	0	0	0	0	0	1	3	0	0	0	0
23	D	Jose Goncalves	2	2	210	0	0	1	0	0	0	0	0	4	2	0	0	0	0
92	F	Dimitry Imbongo	2	2	149	1	0	3	1	0	0	0	0	10	3	0	0	1	0
21	M	Shalrie Joseph	23	22	2053	1	4	15	7	0	0	2	2	50	42	2	0	8	0
24	M	Lee Nguyen	2	2	210	0	1	0	0	0	0	0	0	5	3	0	1	1	0
11	M	Kelyn Rowe	2	2	205	1	1	3	1	0	0	0	0	1	2	0	2	0	0
5	D	A.J. Soares	2	2	210	0	0	0	0	0	0	0	0	1	4	0	0	1	0
8	D-M	Chris Tierney	1	1	90	0	0	0	0	0	0	0	0	0	0	0	0	0	0
UNF	POS	GOALKEEPER	GP	GS	MIN	SHTS	SV	GA	GAA	PKG	PKA	SKG	SKA	W	L	T	SO		
18	GK	Brad Knighton	1	1	90	4	5	2	2.00	1	1	0	0	0	1	0	0		



NEW ENGLAND REVOLUTION

ALL-TIME NEW ENGLAND REVOLUTION POSTSEASON STATISTICS (13-15-8, 48 PTS.)

PLAYER	GP	GS	MIN	G	A
Taylor Twellman	21	21	2028	10	1
Pat Noonan	17	16	1538	5	1
Steve Ralston	24	24	2265	2	4
Wolde Harris	10	10	799	2	3
Brian Kamler	10	9	790	2	2
Jose Cancela	10	6	643	1	4
Shalrie Joseph	21	21	1991	1	3
Clint Dempsey	9	8	830	1	2
Andy Dorman	11	6	618	1	2
Jay Heaps	28	28	2633	1	2
Daniel Hernandez	14	13	1212	1	2
Dario Fabbro	3	3	242	1	1
Kelyn Rowe	2	2	205	1	1
Khano Smith	10	4	609	1	1
Mike Burns	2	2	180	1	0
Dimitry Imbongo	2	2	149	1	0
Avery John	11	11	1080	1	0
Joe-Max Moore	2	2	180	1	0
Emmanuel Osei	2	2	176	1	0
Mauricio Wright	3	3	270	1	0
Eric Wynalda	3	2	180	1	0
Leo Cullen	9	7	704	0	2
Joe Franchino	18	18	1624	0	2
Juan Agudelo	2	2	210	0	1
Imad Baba	4	4	264	0	1
Jeff Larentowicz	12	10	846	0	1
Marshall Leonard	8	8	643	0	1
Abdoulie Mansally	4	4	294	0	1
Jose Luis Morales	2	0	68	0	1
Lee Nguyen	2	2	210	0	1
Pat Phelan	3	0	93	0	1
Wells Thompson	8	4	377	0	1
Jose Manuel Abundis	2	1	53	0	0
Chris Albright	2	2	173	0	0
Kevin Alston	2	2	180	0	0
Leonel Alvarez	3	3	270	0	0
Gabriel Badilla	1	0	17	0	0
Chris Bagley	1	0	3	0	0
Darrius Barnes	4	4	385	0	0
Chad Barrett	2	0	47	0	0
Jamar Beasley	2	0	69	0	0
Jerry Bengtson	1	0	5	0	0
Adin Brown	10	10	954	0	0
Scott Caldwell	2	0	94	0	0
Mauricio Castro	4	2	224	0	0
Jeff Causey	3	3	270	0	0
Ted Chronopoulos	5	5	450	0	0
Braeden Cloutier	5	1	183	0	0
Adam Cristman	3	0	22	0	0
Kheli Dube	4	4	351	0	0
Brian Dunseth	1	1	90	0	0
Adam Eyre	3	3	270	0	0
Diego Fagundez	2	2	210	0	0
Alejandro Farias	2	2	161	0	0
Andrew Farrell	2	2	210	0	0
Ian Fuller	3	0	36	0	0
Giuseppe Galderisi	2	2	171	0	0
Jose Goncalves	2	2	210	0	0
Winston Griffiths	5	0	93	0	0
John Harkes	3	3	270	0	0
Amaechi Igwe	1	1	73	0	0
Edgaras Jankauskas	2	2	142	0	0
Daouda Kante	6	6	565	0	0
Paul Keegan	3	0	78	0	0
Steve Klein	1	0	19	0	0
Alexi Lalas	2	2	180	0	0
Ryan Latham	1	0	15	0	0
Carlos Llamosa	8	8	740	0	0
Ivan McKinley	2	2	180	0	0
Jason Moore	3	1	140	0	0
Alberto Naveda	2	2	180	0	0
Sainey Nyassi	4	4	359	0	0
Francis Okaroh	1	1	70	0	0
Michael Parkhurst	14	14	1350	0	0
Carlos Parra	1	0	1	0	0
Rusty Pierce	12	11	935	0	0
Alex Pineda Chacon	3	1	144	0	0
Matt Reis	21	21	2040	0	0
James Riley	7	3	325	0	0

A.J. Soares	2	2	210	0	0
Leonardo Squadrone	1	1	71	0	0
William Sunsing	3	3	266	0	0
Chris Tierney	1	1	90	0	0
Johnny Torres	1	0	4	0	0
Evans Wise	1	0	9	0	0
Walter Zenga	2	2	180	0	0
Team totals	36	36	3454	37	42
Opponent totals	36	36	3454	43	56

REVOLUTION INDIVIDUAL GOALKEEPING						
GOALKEEPER	GP	GS	SV	GA	GAA	SO
Andrew Farrell	1	0	0	0	0.00	0
Adin Brown	10	10	59	7	0.66	5
Matt Reis	21	21	103	22	0.97	7
Walter Zenga	2	2	7	5	2.50	0
Jeff Causey	3	3	6	9	3.00	0
Team totals	36	36	175	43	1.12	12
Opponent totals	36	36	129	37	0.96	11



NEW ENGLAND REVOLUTION

NEW ENGLAND REVOLUTION INDIVIDUAL HIGH GAMES (2014)

Goals			
2	Diego Fagundez	05/11/2014	vs. SEA W 5-0
2	Lee Nguyen	07/30/2014	vs. COL W 3-0
2	Lee Nguyen	09/03/2014	vs. KC W 3-1
2	Lee Nguyen	10/16/2014	at HOU W 2-1
Assists			
2	49 times		
Shots			
6	Diego Fagundez	06/08/2014	vs. NY L 0-2
6	Diego Fagundez	06/28/2014	vs. PHI L 1-3
6	Lee Nguyen	07/16/2014	at LA L 1-5
6	Lee Nguyen	09/03/2014	vs. KC W 3-1
Shots on Goal			
4	Lee Nguyen	09/03/2014	vs. KC W 3-1
4	Lee Nguyen	09/13/2014	vs. MTL W 2-1
Fouls Committed			
5	A.J. Soares	03/15/2014	at PHI L 0-1
5	Charlie Davies	08/30/2014	at TOR W 3-0
Fouls Suffered			
6	Lee Nguyen	03/15/2014	at PHI L 0-1
6	Patrick Mullins	05/03/2014	at TOR W 2-1
6	Lee Nguyen	09/13/2014	vs. MTL W 2-1
Offside			
2	5 times		
Saves			
7	Bobby Shuttleworth	07/19/2014	at DAL L 0-2
Shots Faced			
9	Bobby Shuttleworth	03/08/2014	at HOU L 0-4
9	Bobby Shuttleworth	07/16/2014	at LA L 1-5
9	Bobby Shuttleworth	07/19/2014	at DAL L 0-2
Goals Allowed			
5	Bobby Shuttleworth	07/16/2014	at LA L 1-5

NEW ENGLAND REVOLUTION INDIVIDUAL POSTSEASON HIGH GAMES (1996-2013)

Goals			
1	37 times		
Assists			
2	Jose Cancela	11/01/2003	at MET W 2-0
Shots			
7	Taylor Twellman	11/08/2007	vs. CHI W 1-0
Shots on Goal			
4	Wolde Harris	09/19/2000	vs. CHI W 2-1
Fouls Committed			
7	Jay Heaps	11/14/2003	at CHI L 0-1
7	Clint Dempsey	10/22/2006	at CHI L 0-1
7	Juan Agudelo	11/06/2013	at KC L 1-3
Fouls Suffered			
9	Taylor Twellman	11/06/2005	vs. CHI W 1-0
Offside			
5	Pat Noonan	10/28/2006	vs. CHI W 2-1
Saves			
10	Adin Brown	10/12/2002	vs. CLB T 2-2
10	Matt Reis	11/08/2007	vs. CHI W 1-0
10	Matt Reis	11/07/2009	at CHI L 0-2
Shots Faced			
12	Adin Brown	10/12/2002	vs. CLB T 2-2
12	Matt Reis	11/07/2009	at CHI L 0-2
Goals Allowed			
6	Jeff Causey	09/22/2000	at CHI L 0-6

TEAM HIGH GAMES (2014)

Goals			
5	05/11/2014	vs. SEA	W 5-0
5	05/17/2014	at PHI	W 5-3
Assists			
5	05/17/2014	at PHI	W 5-3
Shots			
24	06/08/2014	vs. NY	L 0-2
24	07/12/2014	vs. CHI	L 0-1
Shots on Goal			
10	05/11/2014	vs. SEA	W 5-0
10	05/17/2014	at PHI	W 5-3
10	06/08/2014	vs. NY	L 0-2
10	09/13/2014	vs. MTL	W 2-1
Fouls Committed			
22	04/19/2014	at CHI	T 1-1
22	08/30/2014	at TOR	W 3-0
Fouls Suffered			
20	08/23/2014	vs. CHV	W 1-0
Corner Kicks			
15	07/26/2014	vs. CLB	L 1-2
Offside			
5	08/23/2014	vs. CHV	W 1-0
Saves			
7	07/19/2014	at DAL	L 0-2
Shots Faced			
9	03/08/2014	at HOU	L 0-4
9	07/16/2014	at LA	L 1-5
9	07/19/2014	at DAL	L 0-2
Goals Allowed			
5	07/16/2014	at LA	L 1-5

TEAM POSTSEASON HIGH GAMES (1996-2013)

Goals			
3	11/06/2004	at DC	T 3-3
3	10/29/2005	vs. MET	W 3-1
Assists			
4	11/01/2003	at MET	W 2-0
Shots			
21	10/28/2006	vs. CHI	W 2-1
Shots on Goal			
11	10/29/2005	vs. MET	W 3-1
Fouls Committed			
28	11/01/2003	at MET	W 2-0
Fouls Suffered			
27	11/06/2005	vs. CHI	W 1-0
Corner Kicks			
10	11/12/2006	vs. HOU	T 1-1
Offside			
8	10/08/1997	vs. DC	L 1-1
8	10/28/2006	vs. CHI	W 2-1
Saves			
10	10/12/2002	vs. CLB	T 2-2
10	11/08/2007	vs. CHI	W 1-0
10	11/07/2009	at CHI	L 0-2
Shots Faced			
13	11/07/2009	at CHI	L 0-2
Goals Allowed			
6	09/22/2000	at CHI	L 0-6

TEAM LOW GAMES (2014)

Shots			
4	04/19/2014	at CHI	T 1-1
Shots on Goal			
1	04/05/2014	at DC	L 0-2
1	07/04/2014	at RSL	L 1-2
Fouls Committed			
5	08/23/2014	vs. CHV	W 1-0
Fouls Suffered			
5	03/29/2014	at SJ	W 2-1
Corner Kicks			
1	05/03/2014	at TOR	W 2-1
1	10/11/2014	at MTL	T 2-2
Offside			
0	9 times		
Saves			
0	04/12/2014	vs. HOU	W 2-0
0	06/08/2014	vs. NY	L 0-2
0	09/07/2014	vs. CHI	W 2-1
Shots Faced			
0	04/12/2014	vs. HOU	W 2-0

TEAM POSTSEASON LOW GAMES (1996-2013)

Shots			
4	11/06/2005	vs. CHI	W 1-0
Shots on Goal			
1	09/29/2002	at CHI	L 1-2
1	10/20/2002	vs. LA	L 0-1
1	11/06/2005	vs. CHI	W 1-0
1	11/05/2006	at DC	W 1-0
Fouls Committed			
7	09/22/2000	at CHI	L 0-6
Fouls Suffered			
7	11/01/2009	vs. CHI	W 2-1
Corner Kicks			
0	09/29/2002	at CHI	L 1-2
Offside			
0	09/26/2002	vs. CHI	W 2-0
0	09/29/2002	at CHI	L 1-2
0	10/20/2002	vs. LA	L 0-1
0	11/03/2007	vs. NY	W 1-0
0	11/01/2009	vs. CHI	W 2-1
Saves			
1	09/19/2000	vs. CHI	W 2-1
1	09/26/2002	vs. CHI	W 2-0
1	11/01/2009	vs. CHI	W 2-1
Shots Faced			
1	09/26/2002	vs. CHI	W 2-0

2014 NEW ENGLAND REVOLUTION STATISTICS (17-13-4, 55 pts.)

UNF	POS	PLAYER	GP	GS	MIN	G	A	SHT	SOG	FC	FS	OFF	CK	C	E
24	M	Lee Nguyen	32	32	2750	18	5	83	41	49	78	3	26	5	0
11	M	Kelyn Rowe	27	21	1960	5	5	59	15	19	39	3	99	3	0
14	M	Diego Fagundez	31	25	2142	5	4	67	23	22	14	7	8	2	0
10	F	Teal Bunbury	31	28	2446	4	6	53	28	48	27	8	1	5	0
7	F	Patrick Mullins	21	14	1198	4	1	37	16	26	27	8	0	1	0
9	F	Charlie Davies	18	13	1143	3	4	17	8	17	15	9	0	3	0
13	M	Jermaine Jones	10	7	613	2	4	17	7	11	13	1	0	3	0
5	D	A.J. Soares	32	32	2806	2	1	20	4	44	30	1	0	5	1
8	D	Chris Tierney	24	21	1930	1	5	21	9	11	9	0	49	4	0
30	D	Kevin Alston	11	9	683	1	3	3	2	10	7	1	0	1	1
25	D	Darrius Barnes	22	16	1628	1	2	6	2	29	11	0	0	4	0
23	D	Jose Goncalves	27	27	2381	1	1	10	2	33	29	1	0	3	0
27	F	Jerry Bengtson	7	1	238	1	0	4	1	9	6	6	0	1	0
39	M	*Saer Sene	10	5	395	1	0	9	4	1	3	2	0	1	0
16	M	Daigo Kobayashi	34	23	1867	0	4	24	6	21	23	0	25	4	0
6	M	Scott Caldwell	26	14	1553	0	2	6	1	29	12	0	0	6	0
12	M	Andy Dorman	16	15	1237	0	1	10	3	21	9	0	0	6	0
17	F	Andre Akpan (TOT)	5	0	16	0	0	0	0	4	1	0	0	1	0
17	F	Andre Akpan (NE)	0	0	0	0	0	0	0	0	0	0	0	0	0
39	F	Geoffrey Castillion	1	0	14	0	0	0	0	0	0	0	0	0	0
2	D	Andrew Farrell	32	32	2840	0	0	6	3	18	34	1	0	1	0
92	F	Dimitry Imbongo	2	0	32	0	0	0	0	1	0	1	0	0	0
18	G	Brad Knighton	2	2	180	0	0	0	0	0	0	0	0	0	0
15	D	Stephen McCarthy	1	1	90	0	0	0	0	1	0	0	0	0	0
4	M	Steve Neumann	23	3	538	0	0	15	5	7	6	2	1	0	0
22	G	Bobby Shuttleworth	32	32	2880	0	0	0	0	0	9	0	0	0	0
33	F	Donnie Smith	1	1	45	0	0	0	0	0	0	0	0	0	0
99	F	Tony Taylor	1	0	9	0	0	0	0	0	0	0	0	0	0
40	G	Larry Jackson	0	0	0	0	0	0	0	0	0	0	0	0	0
21	M	Shalrie Joseph	0	0	0	0	0	0	0	0	0	0	0	0	0
44	D	Jossimar Sanchez	0	0	0	0	0	0	0	0	0	0	0	0	0
36	G	Luis Soffner	0	0	0	0	0	0	0	0	0	0	0	0	0
19	M	Alec Sundly	0	0	0	0	0	0	0	0	0	0	0	0	0
		Own-goals received				2									
		Team totals	34	34	3060	51	48	467	180	427	442	54	209	58	2
		Opponent totals	34	34	3060	46	35	432	153	442	427	101	173	64	9

GAME-WINNING GOALS: Lee Nguyen 9, Jermaine Jones 2, Chris Tierney 1, Patrick Mullins 1
Diego Fagundez 1, Charlie Davies 1, Teal Bunbury 1, Kevin Alston 1

GAME-WINNING ASSISTS: Chris Tierney 2, Kelyn Rowe 2, Daigo Kobayashi 2, Jermaine Jones 2
Charlie Davies 2, Darrius Barnes 2, Lee Nguyen 1, Diego Fagundez 1
Scott Caldwell 1, Teal Bunbury 1, Kevin Alston 1

PENALTY KICK GOALS/ATTEMPTS: Lee Nguyen 4-4, Chris Tierney 0-1

NEW ENGLAND REVOLUTION INDIVIDUAL GOALKEEPING

UNF	POS	GOALKEEPER	GP	GS	MIN	SHTS	SV	GA	GAA	PG	PA	W	L	T	SO
22	G	Bobby Shuttleworth	32	32	2880	141	94	40	1.25	2	4	16	12	4	8
18	G	Brad Knighton	2	2	180	12	6	6	3.00	1	1	1	1	0	0
		Team totals	34	34	3060	153	100	46	1.35	3	5	17	13	4	8
		Opponent totals	34	34	3060	180	126	51	1.50	4	5	13	17	4	9

* = Played with other teams in 2014. Only New England Revolution statistics listed here.

NEW ENGLAND REVOLUTION 2014 SCHEDULE

DAY	DATE	OPPONENT	RESULT	ATT.	W-L-T	POS.	PTS	NOTES:
Sat.	Mar. 8	at Houston	L 0-4	22,320	0-1-0	T4	0	HOU: Bruin (2,13) Garcia (23) Cummings (92+)
Sat.	Mar. 15	at Philadelphia	L 0-1	18,651	0-2-0	T7	0	PHI: Le Toux (31)
Sat.	Mar. 22	Vancouver	T 0-0	13,103	0-2-1	T6	1	
Sat.	Mar. 29	at San Jose	W 2-1	10,525	1-2-1	6	4	NE: own goal (35) Nguyen (93+); SJ: Wondolowski (69)
Sat.	Apr. 5	at D.C. United	L 0-2	10,526	1-3-1	T6	4	DC: own goal (43) Rolfe (93+)
Sat.	Apr. 12	Houston	W 2-0	14,259	2-3-1	T4	7	NE: Alston (68) Bengtson (91+)
Sat.	Apr. 19	at Chicago	T 1-1	15,743	2-3-2	T4	8	NE: Nguyen (31); CHI: Amarikwa (16)
Sat.	Apr. 26	Sporting KC	W 2-0	14,806	3-3-2	T2	11	NE: Bunbury (92+) Nguyen (95+)
Sat.	May 3	at Toronto FC	W 2-1	22,591	4-3-2	1	14	NE: Mullins (24) Nguyen (82); TOR: Jackson (6)
Sun.	May 11	Seattle	W 5-0	11,293	5-3-2	T1	17	NE: Mullins (14) Fagundez (29,41) Bunbury (36) own goal (46)
Sat.	May 17	at Philadelphia	W 5-3	18,812	6-3-2	1	20	NE: Soares (13) Fagundez (26) Nguyen (49) Tierney (57) Mullins (67); PHI: Nogueira (36) Williams (76) Le Toux (92+)
Sat.	May 24	D.C. United	W 2-1	13,589	7-3-2	1	23	NE: Mullins (55) Fagundez (77); DC: Espindola (73)
Sat.	May 31	at Montreal	L 0-2	18,068	7-4-2	1	23	MTL: Romero (3) McInerney (38)
Sun.	June 8	New York	L 0-2	23,950	7-5-2	1	23	NY: Alexander (17) Luyindula (76)
Sat.	June 28	Philadelphia	L 1-3	16,483	7-6-2	3	23	NE: Sene (73); PHI: Le Toux (42,78) Cruz (69)
Fri.	July 4	at Real Salt Lake	L 1-2	20,513	7-7-2	3	23	NE: Barnes (37); RSL: Morales (35) Plata (65)
Sat.	July 12	Chicago	L 0-1	15,406	7-8-2	T4	23	CHI: Amarikwa (3)
Wed.	July 16	at Los Angeles	L 1-5	17,741	7-9-2	T4	23	NE: Nguyen (38); LA: Keane (10,78) Zardes (18,48) Ishizaki (75)
Sat.	July 19	at FC Dallas	L 0-2	15,551	7-10-2	T5	23	DAL: Escobar (29) Akindele (91+)
Sat.	July 26	Columbus	L 1-2	14,542	7-11-2	T6	23	NE: Soares (50); CLB: Higuain (43) Finlay (84)
Wed.	July 30	Colorado	W 3-0	13,831	8-11-2	T3	26	NE: Nguyen (10,75) Rowe (78)
Sat.	Aug. 2	at New York	L 1-2	20,862	8-12-2	6	26	NE: Davies (20); NY: McCarty (47) Wright-Phillips (63)
Sat.	Aug. 16	Portland	T 1-1	16,409	8-12-3	T6	27	NE: Davies (27); POR: Ridgewell (65)
Sat.	Aug. 23	Chivas USA	W 1-0	16,427	9-12-3	6	30	NE: Nguyen (56)
Sat.	Aug. 30	at Toronto FC	W 3-0	22,591	10-12-3	T3	33	NE: Nguyen (2) Rowe (21) Bunbury (58)
Wed.	Sept. 3	Sporting KC	W 3-1	11,707	11-12-3	3	36	NE: Bunbury (45) Nguyen (48,94+); KC: Saad (9)
Sun.	Sept. 7	Chicago	W 2-1	12,204	12-12-3	3	39	NE: Fagundez (41) Davies (60); CHI: Nyassi (28)
Sat.	Sept. 13	Montreal	W 2-1	19,665	13-12-3	3	42	NE: Rowe (23) Nguyen (25); MTL: Mallace (13)
Sat.	Sept. 20	at Columbus	L 0-1	21,318	13-13-3	3	42	CLB: Higuain (48)
Fri.	Sept. 26	at Sporting KC	W 3-2	19,522	14-13-3	T2	45	NE: Rowe (22) Goncalves (35) Jones (85); KC: Nagamura (54) Dwyer (56)
Sat.	Oct. 4	Columbus	W 2-1	23,143	15-13-3	2	48	NE: Nguyen (20) Jones (67); CLB: Finlay (25)
Sat.	Oct. 11	at Montreal	T 2-2	14,389	15-13-4	T2	49	NE: Rowe (16) Nguyen (69); MTL: Di Vaio (12,39)
Thu.	Oct. 16	at Houston	W 2-1	22,332	16-13-4	2	52	NE: Nguyen (65,87); HOU: Barnes (37)
Sat.	Oct. 25	Toronto FC	W 1-0	32,766	17-13-4	2	55	NE: Nguyen (35)

NEW ENGLAND REVOLUTION

NEW ENGLAND REVOLUTION - GAME-BY-GAME

#	Player	1	2	3	4	5	6	7	8	9	10	11	12	13	14	15	16	17	18	19	20	21	22	23	24	25	26	27	28	29	30	31	32	33	34			
2	Andrew Farrell	HOU	PHI	VAN	SJ	DC	HOU	CHI	KC	TOR	SEA	PHI	DC	MTL	NY	PHI	RSL	CHI	LA	DAL	CLB	COL	NY	POR	CHV	TOR	KC	CHI	MTL	CLB	KC	CLB	MTL	HOU	TOR			
3	Paolo DelPiccolo	0-4	0-1	0-0	2-1	0-2	2-0	1-1	2-0	2-1	5-0	5-3	2-1	0-2	0-2	1-3	1-2	0-1	1-5	0-2	1-2	3-0	1-2	1-1	1-0	3-0	3-1	2-1	2-1	0-1	3-2	2-1	2-2	2-1	1-0			
4	Steve Neumann	90D	90D	90D	90D	90D	90D	90D	90D	90D	90D	90D	90D	90D	90D	90D	90D	90D	90D	90D	90D	90D	90D	90D	90D	90D	90D	90D	90D	90D	90D	90D	90D	90D	90D	90D		
5	A.J. Soares	90D	90D	90D	90D	90D	90D	90D	90D	90D	90D	90D	90D	90D	90D	90D	90M	90D	29M	90D	90D	77D	90D	90D	90D	90D	90D	90D	90D	90D	90D	90D	90D	90D	90M	90D		
6	Scott Caldwell	90M	90M	1	20		19		19	33	27	31	9				61		90M	90M	90M	90M	90M	90M	90M	90M	90M	90M	90M	90M	90M	90M	90M	90M	90M	90M		
7	Patrick Mullins	45M							90F	90F	90F	90F	90F	45F	90F	79F	90F	57F	34	67F	28	32	15				29	58F										
8	Chris Tierney	90D	78D	90D	90D	90D			45	90D	55	90D	90D	77D	90D	90D	90D	90D	90D	21D																		
9	Charlie Davies						28	30																														
10	Teal Bunbury	90F	90F	90F	90F	90F	90F	90F	90F	90M	90M	90M	90M	90M	90M	90M	90M	90M	90M	90M	90M	90M	90M	90M	90M	90M	90M	90M	90M	90M	90M	90M	90M	90M	90M	90M	90M	
11	Kelyn Rowe	90M					89M																															
12	Andy Dorman	70M	90M	90M	90M	90M	90M	90M	90M	90M	90M	90M	90M	90M	90M	90M	90M	90M	90M	90M	90M	90M	90M	90M	90M	90M	90M	90M	90M	90M	90M	90M	90M	90M	90M	90M	90M	
13	Jermaine Jones																																					
14	Diego Fagundes	90M	90M	90M	89M	90M	90M	90M	45M	90M	77M	90M	69M	88M	90M	90M	63M	90M	57M	20																		
15	Stephen McCarthy																																					
16	Daigo Kobayashi	74M	20	32	70M	84M	71M	88M	71M	57M	78M	59M	53M	28	71M	70M	90M	75M	21	70M	9	6	13	33	90M	65M	90M	1	90M	45M	65M	31	56M	63M	28			
17	Andre Akpan																																					
18	O'Brian Woodbine																																					
19	Brad Knighton																																					
20	Alec Sundry																																					
21	Shalrie Joseph																																					
22	Bobby Shuttleworth	90G	90G	90G	90G	90G	90G	90G	90G	90G	90G	90G	90G	90G	90G	90G	90G	90G	90G	90G	90G	90G	90G	90G	90G	90G	90G	90G	90G	90G	90G	90G	90G	90G	90G	90G	90G	
23	Jose Goncalves	90D	90D	90D	90D	90D	41D																															
24	Lee Nguyen	90M	81M	90M	90M	90M	90M	90M	90M	90M	90M	90M	90M	90M	90M	90M	90M	90M	90M	90M	90M	90M	90M	90M	90M	90M	90M	90M	90M	90M	90M	90M	90M	90M	90M	90M	90M	
25	Darius Barnes	70	90D																																			
27	Jerry Bengtson	45	45																																			
30	Kevin Alston	20D																																				
33	Domie Smith																																					
36	Luis Soffner																																					
39	Geoffrey Castillion																																					
39	Saer Sene	16	12	58M	62M	60M	78M	69M																														
40	Larry Jackson																																					
44	Jossimar Sanchez																																					
92	Dimitry Imbongo																																					
99	Tony Taylor																																					

"00" = 100 minutes played
F/M/D/G = starting position

NEW ENGLAND REVOLUTION

NEW ENGLAND REVOLUTION – GAME-BY-GAME LOG

Game #	Date	Opponent	Score	Goals	Assists
Game #1	03/08/2014	NE 0 at HOU 4	L		
Game #2	03/15/2014	NE 0 at PHI 1	L		
Game #3	03/22/2014	NE 0 vs VAN 0	T		
Game #4	03/29/2014	NE 2 at SJ 1	W		
Game #5	04/05/2014	NE 0 at DC 2	L		
Game #6	04/12/2014	NE 2 vs HOU 0	W		
Game #7	04/19/2014	NE 1 at CHI 1	T		
Game #8	04/26/2014	NE 2 vs KC 0	W		
Game #9	05/03/2014	NE 2 at TOR 1	W		
Game #10	05/11/2014	NE 5 vs SEA 0	W		
Game #11	05/17/2014	NE 5 at PHI 3	W		
Game #12	05/24/2014	NE 2 vs DC 1	W		
Game #13	05/31/2014	NE 0 at MTL 2	L		
Game #14	06/08/2014	NE 0 vs NY 2	L		
Game #15	06/28/2014	NE 1 vs PHI 3	L		
Game #16	07/04/2014	NE 1 at RSL 2	L		
Game #17	07/12/2014	NE 0 vs CHI 1	L		
Game #18	07/16/2014	NE 1 at LA 5	L		
Game #19	07/19/2014	NE 0 at DAL 2	L		
Game #20	07/26/2014	NE 1 vs CLB 2	L		
Game #21	07/30/2014	NE 3 vs COL 0	W		
Game #22	08/02/2014	NE 1 at NY 2	L		
Game #23	08/16/2014	NE 1 vs POR 1	T		
Game #24	08/23/2014	NE 1 vs CHV 0	W		
Game #25	08/30/2014	NE 3 at TOR 0	W		
Game #26	09/03/2014	NE 3 vs KC 1	W		
Game #27	09/07/2014	NE 2 vs CHI 1	W		
Game #28	09/13/2014	NE 2 vs MTL 1	W		
Game #29	09/20/2014	NE 0 at CLB 1	L		
Game #30	09/26/2014	NE 3 at KC 2	W		
Game #31	10/04/2014	NE 2 vs CLB 1	W		
Game #32	10/11/2014	NE 2 at MTL 2	T		
Game #33	10/16/2014	NE 2 at HOU 1	W		
Game #34	10/25/2014	NE 1 vs TOR 0	W		

own goal (Bernardez)	35; Nguyen 1 (Caldwell 1)	93+		
Alston 1 (Bunbury 1, Kobayashi 1)	68; Bengtson 1 (Soares 1)	91+		
Nguyen 2 (penalty kick)	31			
Bunbury 1 (Barnes 1, Fagundes 1)	92+; Nguyen 3 (penalty kick)	95+		
Mullins 1 (Kobayashi 2)	24; Nguyen 4 (penalty kick)	82		
Mullins 2 (unassisted)	14; Fagundes 1 (Tierney 1)	29; Bunbury 2 (unassisted)	36; Fagundes 2 (Bunbury 2)	41;
own goal (Marshall)	46			
Soares 1 (Tierney 2)	13; Fagundes 3 (Bunbury 3, Nguyen 1)	26; Nguyen 5 (Kobayashi 3)	49; Tierney 1 (unassisted)	57;
Mullins 3 (Fagundes 2)	67			
Mullins 4 (Fagundes 3)	55; Fagundes 4 (unassisted)	77		
Sene 1 (Rowe 1, Dorman 1)	73			
Barnes 1 (Tierney 3)	37			
Nguyen 6 (penalty kick)	38			
Soares 2 (Rowe 2)	50			
Nguyen 7 (Davies 1, Alston 1)	10; Nguyen 8 (unassisted)	75; Rowe 1 (Nguyen 2)	78	
Davies 1 (Bunbury 4)	20			
Davies 2 (Fagundes 4)	27			
Nguyen 9 (Rowe 3, Kobayashi 4)	56			
Nguyen 10 (unassisted)	2; Rowe 2 (Nguyen 3)	21; Bunbury 3 (Davies 2, Rowe 4)	58	
Bunbury 4 (Jones 1)	45; Nguyen 11 (Rowe 5)	48; Nguyen 12 (Mullins 1)	94+	
Fagundes 5 (Nguyen 4, Goncalves 1)	41; Davies 3 (Jones 2)	60		
Rowe 3 (unassisted)	23; Nguyen 13 (Davies 3, Jones 3)	25		
Rowe 4 (Alston 2, Bunbury 5)	22; Goncalves 1 (unassisted)	35; Jones 1 (Nguyen 5)	85	
Nguyen 14 (Bunbury 6)	20; Jones 2 (Tierney 4)	67		
Rowe 5 (Davies 4)	16; Nguyen 15 (Caldwell 2)	69		
Nguyen 16 (Alston 3, Jones 4)	65; Nguyen 17 (Barnes 2)	87		
Nguyen 18 (Tierney 5, Goncalves 2)	35			

NEW ENGLAND REVOLUTION

NEW ENGLAND REVOLUTION -CUP COMPETITIONS - GAME-BY-GAME

#	Player	U.S. OPEN CUP			
		4R	5R	QF	
		RICH	ROCH	PHI	
		3-2	2-1	0-2	
2	Andrew Farrell	13			
3	Paolo DelPiccolo				
4	Steve Neumann	90M	90M	90M	
5	A.J. Soares			44	
6	Scott Caldwell	90M	90M	90M	
7	Patrick Mullins	67F	11		
8	Chris Tierney	90D			
9	Charlie Davies	29	30		
10	Teal Bunbury			90M	
11	Kelyn Rowe		60M	28	
12	Andy Dorman			62M	
14	Diego Fagundes	90M		45	
15	Stephen McCarthy	77D	90D	45D	
16	Daigo Kobayashi	23	45		
17	O'Brian Woodbine				
18	Brad Knighton	90G	90G	90G	
19	Alec Sundly		90M		
21	Shalrie Joseph				
22	Bobby Shuttleworth				
23	Jose Goncalves	90D	90D	90D	
24	Lee Nguyen	61M	45M	90M	
25	Darrius Barnes	90D	90D	90D	
27	Jerry Bengtson				
30	Kevin Alston			90D	
33	Donnie Smith	90M	90D		
36	Luis Sofiane				
39	Saer Sene		79F	45F	
40	Larry Jackson				
44	Jossimar Sanchez				
92	Dimitry Imbongo				

U.S. OPEN CUP		at RICHM		2		W		McCarthy (Neumann) 8; Neumann (Mullins) 35; Mullins (unassisted) 39	
4R	06/14/2014	NE 3	vs	ROCSTR 1	W				
5R	06/25/2014	NE 2	vs	ROCSTR 1	W				
QF	07/08/2014	NE 0	at	PHI 2	L				Sene (Nguyen) 11; Rowe (unassisted) 33



2014 RECORD

	GP	W-L-T	PTS	GF	GA
Red Bulls	34	13-10-11	50	55	50

RECORD at RED BULL ARENA

	GP	W-L-T	PTS	GF	GA
	17	10-3-4	34	38	23

RECORD on road

	GP	W-L-T	PTS	GF	GA
	17	3-7-7	16	17	27

RECORD at the half

	W	L	T
LEADING	7	1	4
TIED	4	2	3
TRAILING	2	7	4

RECORD with the first goal

	W	L	T
SCORING	11	1	4
CONCEDING	2	9	7

TEAM COMPARISONS

	FOR	AGAINST
GOALS SCORED	1.62 (5th)	1.47 (9th)
TOTAL SHOTS	11.82 (14th)	13.62 (5th)
SHOTS ON GOAL	4.65 (9th)	5.03 (2nd)
SHOOTING ACCURACY	39.3% (3rd)	36.9% (6th)
SCORING %AGE	13.7% (4th)	10.8% (11th)
FOULS	11.76 (17th)	11.24 (18th)
CORNER KICKS	4.88 (12th)	5.24 (4th)
OFFSIDE	2.56 (4th)	2.91 (4th)

GOALS SCORED IN GAME

GP	0	1	2	3	4+	TOT	AVG
34	5	14	9	1	5	55	1.62

GOALS ALLOWED IN GAME

GP	0	1	2	3	4+	TOT	AVG
34	6	15	8	2	3	50	1.47

GOALS BY INTERVALS

	TOT	0-15	16-30	31-45+	46-60	61-75	76-90+
FOR	55	6	5	11	13	11	9
AGAINST	50	9	4	8	11	7	11

WHERE THE GOALS COME FROM

	FOR	AGAINST
GOALS SCORED	55	50
MINUTES PER GOAL	56	61

HOW SCORED

RIGHT FOOT	37	33
LEFT FOOT	9	11
HEADERS	9	6
OTHER	0	0

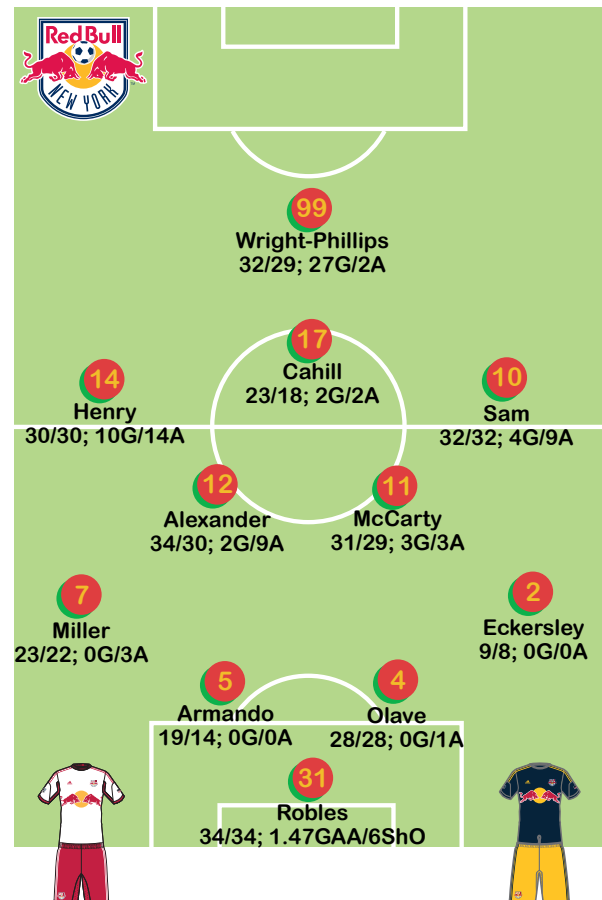
TYPE OF PLAY

OPEN PLAY	32	29
CROSS	11	7
CORNER	2	3
REBOUND	1	1
PENALTIES	7	8
DIRECT FROM FREE KICK	0	1
FREE KICK (INDIRECT)	2	1
OWN GOALS	0	0

DISTANCE

INSIDE GOAL AREA	11	7
INSIDE PENALTY AREA	38	35
OUTSIDE PENALTY AREA	6	8

PRIMARY TEAM





NEW YORK RED BULLS

No.	Player	Pos	Ht	Wt	Birthdate	Birthplace	2014				CAREER				
							GP	GS	G	A	GP	GS	G	A	
2	Richard Eckersley	DF	6-0	169	03/12/1989	Salford, England	9	8	0	0	81	78	0	2	
MLS Season: 1. Last club: Toronto FC.															
3	Ambroise Oyongo	DF	5-9	150	06/22/1991	Ndikinimeki, Cameroon	13	11	0	3	13	11	0	3	
MLS Season: 1. Last club: Coton Sport FC (Cameroon). International: Cameroon															
4	Jamison Olave	DF	6-3	210	04/21/1981	Medellin, Colombia	28	28	0	1	177	174	14	3	
MLS Season: 7. Last club: Real Salt Lake															
5	Armando	MF	6-1	175	12/16/1984	Motril, Spain	19	14	0	0	19	14	0	0	
MLS Season: 1. Last club: Cordoba (Spain)															
6	Ian Christianson	MF	5-11	155	03/06/1991	Cedar Rapids, IA	3	0	0	0	3	0	0	0	
MLS Season: 2. 2013 SuperDraft: Round 2, Pick 22 (Georgetown).															
7	Roy Miller	DF	6-2	166	11/24/1984	San Jose, Costa Rica	23	22	0	3	119	109	0	15	
MLS Season: 5. Last club: Rosenborg (Norway). International: Costa Rica															
8	Peguy Luyindula	FW	5-10	158	05/25/1979	Kinshasa, Zaire	26	15	5	1	48	24	6	8	
MLS Season: 2. Last club: Paris Saint-Germain (France)															
10	Lloyd Sam	MF	5-8	163	09/27/1984	Leeds, England	32	32	4	9	59	42	9	11	
MLS Season: 3. Last club: Notts County (England)															
11	Dax McCarty	MF	5-9	150	04/30/1987	Winter Park, FL	31	29	3	3	216	187	15	33	
MLS Season: 9. Last club: D.C. United															
12	Eric Alexander	MF	6-1	165	04/14/1988	Portage, MI	34	30	2	9	137	105	8	20	
MLS Season: 5. Last club: Portland Timbers															
13	Marius Obekop	MF	5-10	168	12/19/1994	Yaounde, Cameroon	2	0	0	0	7	0	0	0	
MLS Season: 2. Last club: Renaissance FC de Nhoumou (Senegal)															
14	Thierry Henry	FW	6-2	183	08/17/1977	Les Ulis, France	30	30	10	14	122	118	51	42	
Designated Player. MLS Season: 5. Last club: FC Barcelona (Spain)															
15	Bobby Convey	MF	5-9	150	05/27/1983	Philadelphia, PA	13	9	0	0	217	197	13	36	
MLS Season: 11. Last club: Toronto FC															
16	Connor Lade	DF	5-6	145	11/16/1989	Livingston, NJ	6	0	0	0	37	24	0	3	
Homegrown Player. MLS Season: 3.															
17	Tim Cahill	MF	5-10	150	12/06/1979	Sydney, Australia	23	18	2	2	62	57	14	10	
Designated Player. MLS Season: 3. Last club: Everton FC (England). International: Australia.															
18	Ryan Meara	GK	6-4	185	11/15/1990	Crestwood, NY	0	0	0	0	18	18	0	0	
MLS Season: 3. 2012 SuperDraft: Round 2, Pick 31 (Fordham).															
19	Eric Stevenson	MF	5-8	145	08/30/1990	Columbus, OH	1	0	0	0	1	0	0	0	
MLS Season: 1.															
20	Matt Miazga	DF	6-3	185	07/19/1995	Clifton, NJ	7	6	0	1	8	6	0	1	
Homegrown Player. MLS Season: 2.															
21	Ruben Bover	FW	5-7	144	06/24/1992	Majorca, Spain	15	2	1	0	22	3	1	1	
MLS Season: 2. Last club: Charlton Athletic (England)															
23	Michael Bustamante	MF	5-9	160	09/21/1989	Medellin, Colombia	0	0	0	0	4	1	0	1	
MLS Season: 2. 2013 Supplemental Draft: Round 1, Pick 11 (Boston Univ.).															
24	Santiago Castano	GK	6-2	184	04/14/1995	Queens, NY	0	0	0	0	0	0	0	0	
Homegrown Player. MLS Season: 2.															
25	Chris Duvall	DF	5-10	150	09/10/1991	Duluth, GA	19	18	0	1	19	18	0	1	
MLS Season: 1. 2014 SuperDraft: Round 2, Pick 22 (Wake Forest)															
27	Kosuke Kimura	DF	5-9	155	05/14/1984	Kobe, Japan	13	10	0	3	171	150	5	14	
MLS Season: 8. Last club: Portland Timbers															
31	Luis Robles	GK	6-1	180	05/11/1984	Fort Huachuca, AZ	34	34	0	0	72	72	0	1	
MLS Season: 3. Last club: Karlsruher SC (Germany)															
32	Ibrahim Sekagya	DF	6-1	176	12/19/1980	Kampala, Uganda	25	23	0	0	33	31	2	0	
MLS Season: 2. Last club: Red Bull Salzburg (Austria)															
39	Saer Sene	MF	6-3	185	11/04/1986	Paris, France	15	5	1	0	64	42	17	8	
MLS Season: 3. Last club: New England Revolution.															
55	Damien Perrinelle	DF	6-1	170	09/12/1983	Suresnes, Ile-de-France, France	2	0	0	0	2	0	0	0	
MLS Season: 1. Last club: FC Istres (France)															
99	Bradley Wright-Phillips	FW	5-8	155	03/12/1985	London, England	32	29	27	2	39	33	28	3	
MLS Season: 2. Last club: Charlton Athletic (England)															

HEAD COACH : Mike Petke

01/30/1976

W30 L19 T19



NEW YORK RED BULLS/METROSTARS PLAYOFF HISTORY

vs. Team	No. of Series		Series					Last		Round	Series Result
	Series	W-L	GP	W-L-T	OT	ShO	GF	GA	Mtg.		
Chicago	1	0-1	3	1-2-0	0-0-0	0-0	4	6	2000	Semifinals	Lost 6 pts. to 3
Columbus	2	0-2	3	0-3-0	0-0-0	0-1	5	9	2008	MLS Cup '08	Lost MLS Cup '08
D.C. United	4	0-4	9	1-6-2	0-0-0	1-0	5	13	2012	Quarterfinals	Lost 1 games to 0
FC Dallas	2	2-0	3	3-0-0	1-0-0	0-0	6	2	2011	Wild Card	Won 1 games to 0
Los Angeles	2	0-2	5	1-3-1	0-0-1	0-0	8	9	2011	Quarterfinals	Lost 2 games to 0
New England	3	0-3	6	1-3-2	0-0-0	0-0	3	7	2007	Quarterfinals	Lost 1 games to 0
San Jose	1	0-1	2	1-1-0	0-0-0	0-0	2	3	2010	Quarterfinals	Lost Series Tie-Breaker
Real Salt Lake	1	1-0	1	1-0-0	0-0-0	0-0	1	0	2008	Semifinals	Won 1 games to 0
Houston	2	1-1	4	1-1-2	0-1-0	0-0	7	5	2013	Quarterfinals	Lost 1 games to 0
TOTALS	18	4-14	36	10-19-7	1-1-1	1-1	41	54			

NEW YORK RED BULLS/METROSTARS – ALL-TIME POSTSEASON RESULTS

DATE	OPPONENT	RESULT	ATT.	W-L-T	RD.	GOALS:
09/24/1996	D.C. United	W 3-2	14,416	1-0-0	QTR	MET: De Avila (38) Savarese (75); DC: Diaz Arce (24) Moreno (56)
09/27/1996	at D.C. United	L 0-1	21,442	1-1-0	QTR	DC: Etcheverry (72)
10/02/1996	at D.C. United	L 1-2	20,423	1-2-0	QTR	MET: De Avila (86); DC: Rammel (67) Diaz Arce (89)
09/30/1998	at Columbus	L 3-5	10,996	0-1-0	QTR	MET: Hurtado (53) Sorber (60) Joseph (80); CLB: McBride (9,12) Smith (33) Farrell (38) John (58)
10/03/1998	Columbus	L 1-2	11,686	0-2-0	QTR	MET: Ramos (13); CLB: John (22)
09/15/2000	Dallas	W 2-1 (OT)	14,868	1-0-0	QTR	MET: Mathis (34) Valencia (100); DAL: Rhine (67)
09/20/2000	at Dallas	W 2-1	7,555	2-0-0	QTR	MET: Mathis (53,81); DAL: J. Rodriguez (82)
09/26/2000	at Chicago	L 0-3	7,141	2-1-0	SEM	CHI: Stoitchkov (21) Kovalenko (35) Razov (84)
09/30/2000	Chicago	W 2-0	15,476	3-1-0	SEM	MET: Chung (40) Valencia (84)
10/06/2000	at Chicago	L 2-3	10,133	3-2-0	SEM	MET: Valencia (32,36); CHI: Brown (3) Stoitchkov (31) Razov (88)
09/23/2001	at Los Angeles	T 1-1 (OT)	11,580	0-0-1	QTR	MET: Faria (29); LA: Caligiuri (63)
09/26/2001	Los Angeles	W 4-1	12,817	1-0-1	QTR	MET: Faria (72,80) Chung (75) Valencia (83); LA: Victorine (4)
09/29/2001	at Los Angeles	L 2-4 (ST)	6,154	1-1-1	QTR	MET: Villegas (49,61); LA: Victorine (21,33) Frye (56) Cienfuegos (98)
11/01/2003	New England	L 0-2	10,211	0-1-0	QTR	NE: Fabbro (17) Noonan (65)
11/09/2003	at New England	T 1-1	14,823	0-1-1	QTR	MET: Guevara (45); NE: Noonan (21)
10/23/2004	D.C. United	L 0-2	11,161	0-1-0	QTR	DC: Stewart (67) Eskandarian (88)
10/30/2004	at D.C. United	L 0-2	15,763	0-2-0	QTR	DC: Moreno (85) Namoff (89)
10/22/2005	New England	W 1-0	10,003	1-0-0	QTR	MET: Guevara (34)
10/29/2005	at New England	L 1-3	9,581	1-1-0	QTR	MET: Djorkaeff (59); NE: Cancela (68) Noonan (73) Smith (83)
10/21/2006	D.C. United	L 0-1	8,630	0-1-0	QTR	DC: Gomez (77)
10/29/2006	at D.C. United	T 1-1	21,455	0-1-1	QTR	NY: Altidore (70); DC: Gomez (86)
10/27/2007	New England	T 0-0	14,165	0-0-1	QTR	
11/03/2007	at New England	L 0-1	10,116	0-1-1	QTR	NE: Twellman (64)
11/01/2008	Houston	T 1-1	11,578	0-0-1	QTR	NY: Angel (48); HOU: Kamara (85)
11/09/2008	at Houston	W 3-0	30,053	1-0-1	QTR	NY: Richards (25) Angel (36) Wolyniec (81)
11/15/2008	at Real Salt Lake	W 1-0	20,008	1-0-1	SEM	NY: van den Bergh (28)
11/23/2008	at Columbus	L 1-3	27,000	2-1-1	FIN	NY: Wolyniec (51); CLB: Moreno (31) Marshall (53) Hejduk (82)
10/30/2010	at San Jose	W 1-0	10,525	1-0-0	QTR	NY: Lindpere (56)
11/04/2010	San Jose	L 1-3	22,839	1-1-0	QTR	NY: Angel (78); SJ: Convey (6,76) Wondolowski (81)
10/26/2011	at FC Dallas	W 2-0	10,017	1-0-0	WC	NY: Lindpere (61) Henry (90)
10/30/2011	Los Angeles	L 0-1	22,663	1-1-0	QTR	LA: Magee (15)
11/03/2011	at Los Angeles	L 1-2	27,000	1-2-0	QTR	NY: Rodgers (4); LA: Magee (42) Donovan (75)
11/03/2012	at D.C. United	T 1-1	17,556	0-0-1	QTR	NY: own goal (65); DC: own goal (61)
11/08/2012	D.C. United	L 0-1	14,035	0-1-1	QTR	DC: DeLeon (88)
11/03/2013	at Houston	T 2-2	20,626	0-0-1	QTR	NY: Cahill (22) Alexander (32); HOU: R. Clark (51) Cummings (92+)
11/06/2013	Houston	L 1-2 (OT)	22,264	0-1-1	QTR	NY: Wright-Phillips (23); HOU: Davis (36) Cummings (104)

CAREER POSTSEASON STATISTICS FOR CURRENT NEW YORK RED BULLS PLAYERS

UNF	POS	PLAYER	GP	GS	MIN	G	A	SHT	SOG	PKG	PKA	SKG	SKA	FC	FS	OFF	CK	C	E
12	M	Eric Alexander	4	1	132	1	0	2	2	0	0	0	0	1	0	0	0	0	0
17	M	Tim Cahill	4	4	390	1	1	4	3	0	0	0	0	6	4	0	0	0	0
15	M	Bobby Convey	6	5	451	2	1	7	3	0	0	0	0	8	8	1	11	0	0
14	F	Thierry Henry	8	7	666	1	2	33	8	0	0	0	0	16	7	4	16	3	0
27	D	Kosuke Kimura	6	6	507	1	1	2	1	0	0	0	0	2	2	0	0	0	0
16	D	Connor Lade	2	2	179	0	0	0	0	0	0	0	0	5	2	0	0	1	0
8	F	Peguy Luyindula	2	1	88	0	0	1	0	0	0	0	0	3	3	0	0	0	0
11	M	Dax McCarty	11	10	914	1	1	15	6	0	0	0	0	8	19	0	0	0	0
7	D	Roy Miller	7	5	496	0	0	5	0	0	0	0	0	6	0	0	0	1	0
4	D	Jamison Olave	14	13	1129	0	1	5	1	0	0	0	0	19	12	2	0	2	1
10	M	Lloyd Sam	2	1	92	0	0	1	0	0	0	0	0	1	2	0	0	0	0
32	D	Ibrahim Sekagya	2	2	210	0	0	0	0	0	0	0	0	1	3	0	0	0	0
99	F	Bradley Wright-Phillips	2	1	71	1	0	3	2	0	0	0	0	1	0	0	0	0	0
UNF	POS	GOALKEEPER	GP	GS	MIN	SHTS	SV	GA	GAA	PKG	PKA	SKG	SKA	W	L	T	SO		
31	GK	Luis Robles	4	4	390	2	11	6	1.38	0	1	0	0	0	2	2	0		



NEW YORK RED BULLS

ALL-TIME METROSTARS-N.Y. RED BULLS POSTSEASON STATISTICS (10-19-7, 35 PTS.)

PLAYER	GP	GS	MIN	G	A						
Adolfo Valencia	8	8	714	5	4						
Clint Mathis	9	7	708	3	2						
Rodrigo Faria	3	3	274	3	1						
Juan Pablo Angel	8	8	694	3	0						
Mark Chung	8	8	748	2	2						
Petter Villegas	8	8	712	2	2						
Antony De Avila	3	3	270	2	1						
Amado Guevara	8	8	720	2	1						
John Wolyniec	10	8	701	2	1						
Joel Lindpere	7	7	625	2	0						
Dane Richards	11	11	976	1	3						
Thierry Henry	8	7	666	1	2						
Miles Joseph	5	4	391	1	2						
Mike Sorber	2	2	180	1	2						
Tim Cahill	4	4	390	1	1						
Youri Djorkaeff	3	3	270	1	1						
Eric Alexander	2	1	127	1	0						
Jozy Altidore	4	4	360	1	0						
Eduardo Hurtado	2	2	180	1	0						
Tab Ramos	9	8	746	1	0						
Luke Rodgers	2	2	170	1	0						
Giovanni Savarese	5	1	175	1	0						
Dave van den Bergh	6	6	525	1	0						
Bradley Wright-Phillips	2	1	71	1	0						
Alex Comas	5	2	194	0	2						
Roberto Donadoni	3	3	270	0	2						
Daniel Hernandez	3	3	288	0	2						
Mike Petke	9	9	785	0	2						
Juan Agudelo	3	2	200	0	1						
Mehdi Ballouchy	5	2	223	0	1						
Sergio Galvan Rey	4	2	250	0	1						
Gilmar	2	1	73	0	1						
Dax McCarty	6	6	513	0	1						
Roy Myers	5	4	364	0	1						
Ross Paule	3	2	186	0	1						
Sinisa Ubiparipovic	6	4	315	0	1						
Jeff Agoos	2	2	180	0	0						
Chris Albright	2	2	174	0	0						
Pedro Alvarez	2	0	35	0	0						
Mike Ammann	2	2	180	0	0						
Stephane Auvray	1	0	74	0	0						
Brandon Barklage	2	1	127	0	0						
Edgar Bartolomeu	1	0	19	0	0						
Andrew Boyens	2	2	180	0	0						
Michael Bradley	2	2	180	0	0						
Pablo Brenes	2	2	170	0	0						
Nicola Caricola	2	2	164	0	0						
David Carney	2	2	210	0	0						
Danny Cepero	4	4	360	0	0						
Ricardo Clark	4	4	360	0	0						
Jon Conway	4	4	360	0	0						
Kenny Cooper	2	1	100	0	0						
Ramiro Corrales	1	0	14	0	0						
Bouna Coundoul	2	2	180	0	0						
Cristian da Silva	2	1	110	0	0						
Digao	1	0	1	0	0						
Joey DiGiamarino	1	1	71	0	0						
Francis Doe	1	1	68	0	0						
Thomas Dooley	2	1	77	0	0						
Mike Duhaney	2	2	180	0	0						
Todd Dunivant	2	2	180	0	0						
Fabian Espindola	1	0	57	0	0						
Gilberto Flores	1	1	30	0	0						
Hunter Freeman	2	2	180	0	0						
Eddie Gaven	6	5	495	0	0						
Ted Gillen	1	1	33	0	0						
Cornell Glen	2	1	125	0	0						
Kevin Goldthwaite	4	4	360	0	0						
Paul Grafer	3	3	280	0	0						
Taylor Graham	2	0	2	0	0						
Jeremy Hall	2	0	7	0	0						
Rhett Harty	3	3	183	0	0						
Chris Henderson	2	0	49	0	0						
Jason Hernandez	2	2	180	0	0						
Markus Holgersson	4	4	390	0	0						
Tim Howard	3	3	288	0	0						
Salou Ibrahim	1	0	6	0	0						
Diego Jimenez	4	4	360	0	0						
Rob Johnson	3	0	100	0	0						
Steve Jolley	10	10	928	0	0						
Andrzej Juskowiak	1	1	60	0	0						
Macoumba Kandji	2	0	14	0	0						
Stephen Keel	3	3	270	0	0						
Brian Kelly	1	1	45	0	0						
Matt Knowles	3	1	178	0	0						
Dema Kovalenko	4	4	359	0	0						
Connor Lade	2	2	179	0	0						
Alexi Lalas	2	2	180	0	0						
Jacob LeBlanc	1	0	13	0	0						
Chris Leitch	9	8	719	0	0						
Sebastien Le Toux	1	1	80	0	0						
Mark Lisi	6	3	352	0	0						
Peguy Luyindula	2	1	88	0	0						
Mike Magee	3	1	89	0	0						
Rafa Marquez	6	6	480	0	0						
Lothar Matthaus	5	5	460	0	0						
Carlos Mendes	11	9	804	0	0						
Tony Meola	7	7	630	0	0						
Roy Miller	7	5	496	0	0						
Mike Nugent	1	0	34	0	0						
Jamison Olave	1	1	65	0	0						
Arley Palacios	2	2	180	0	0						
Jeff Parke	6	6	540	0	0						
Heath Pearce	2	2	180	0	0						
Orlando Perez	3	3	288	0	0						
Juan Pietravallo	2	0	20	0	0						
Eddie Pope	4	4	360	0	0						
Ante Razov	1	0	5	0	0						
Tim Ream	5	5	450	0	0						
Tim Regan	1	1	75	0	0						
Claudio Reyna	2	2	112	0	0						
Carl Robinson	1	0	1	0	0						
Luis Robles	4	4	390	0	0						
Jorge Rojas	2	0	79	0	0						
Jim Rooney	1	1	45	0	0						
Frank Rost	3	3	270	0	0						
Lloyd Sam	2	1	92	0	0						
Luke Sassano	4	4	341	0	0						
Markus Schopp	2	2	131	0	0						
Ibrahim Sekagya	2	2	210	0	0						
Mark Semioli	3	0	71	0	0						
Steve Shak	2	0	6	0	0						
Damian Silvera	2	1	149	0	0						
Jan Gunnar Solli	2	2	169	0	0						
Diego Sonora	2	2	146	0	0						
Seth Stammer	6	6	540	0	0						
Jonny Steele	2	2	188	0	0						
Teemu Tainio	5	5	376	0	0						
Joselito Vaca	1	0	15	0	0						
Marcelo Vega	1	1	75	0	0						
Peter Vermes	3	3	270	0	0						
Joe Vide	1	1	77	0	0						
Jonny Walker	4	4	360	0	0						
Billy Walsh	10	6	611	0	0						
Richie Williams	4	4	325	0	0						
A.J. Wood	2	2	96	0	0						
Marvell Wynne	2	2	179	0	0						
Jeff Zaun	3	3	211	0	0						
Craig Ziadie	2	2	103	0	0						
Own-goals received										1	
Team totals	36	36	3298	41	41						
Opponent totals	36	36	3298	54	62						

NEW YORK INDIVIDUAL GOALKEEPING						
GOALKEEPER	GP	GS	SV	GA	GAA	SO
Jon Conway	4	4	13	3	0.75	1
Danny Cepero	4	4	17	4	1.00	2
Frank Rost	3	3	12	3	1.00	1
Luis Robles	4	4	11	6	1.38	0
Mike Ammann	2	2	7	3	1.50	1
Bouna Coundoul	2	2	7	3	1.50	1
Paul Grafer	3	3	8	5	1.61	0
Jonny Walker	4	4	14	7	1.75	0
Tim Howard	3	3	16	6	1.88	0
Tony Meola	7	7	34	14	2.00	1
Team totals	36	36	140	54	1.47	7
Opponent totals	36	36	136	41	1.12	10



NEW YORK RED BULLS

NEW YORK RED BULLS INDIVIDUAL HIGH GAMES (2014)

Goals				
3	Bradley Wright-Phillips	04/23/2014	vs. HOU	W 4-0
3	Bradley Wright-Phillips	05/10/2014	vs. CHI	L 4-5
3	Bradley Wright-Phillips	09/20/2014	vs. SEA	W 4-1
Assists				
3	Thierry Henry	07/12/2014	vs. CLB	W 4-1
Shots				
8	Thierry Henry	04/12/2014	at DC	L 0-1
8	Bradley Wright-Phillips	04/23/2014	vs. HOU	W 4-0
Shots on Goal				
5	Bradley Wright-Phillips	04/23/2014	vs. HOU	W 4-0
Fouls Committed				
6	Tim Cahill	03/23/2014	at CHI	T 1-1
6	Tim Cahill	10/26/2014	at KC	W 2-0
Fouls Suffered				
5	Lloyd Sam	03/30/2014	vs. CHV	T 1-1
5	Bradley Wright-Phillips	04/05/2014	at MTL	T 2-2
5	Dax McCarty	04/26/2014	at CLB	T 1-1
5	Lloyd Sam	08/10/2014	at CHI	L 0-1
Offside				
3	5 times			
Saves				
10	Luis Robles	06/08/2014	at NE	W 2-0
Shots Faced				
11	Luis Robles	04/05/2014	at MTL	T 2-2
Goals Allowed				
5	Luis Robles	05/10/2014	vs. CHI	L 4-5

TEAM HIGH GAMES (2014)

Goals				
4	5 times			
Assists				
4	6 times			
Shots				
20	10/04/2014	vs. HOU	W 1-0	
Shots on Goal				
8	04/23/2014	vs. HOU	W 4-0	
8	08/23/2014	vs. MTL	W 4-2	
8	09/20/2014	vs. SEA	W 4-1	
Fouls Committed				
23	04/16/2014	vs. PHI	W 2-1	
Fouls Suffered				
19	03/30/2014	vs. CHV	T 1-1	
19	05/24/2014	vs. POR	L 1-2	
Corner Kicks				
10	05/10/2014	vs. CHI	L 4-5	
10	10/04/2014	vs. HOU	W 1-0	
Offside				
8	03/30/2014	vs. CHV	T 1-1	
Saves				
10	06/08/2014	at NE	W 2-0	
Shots Faced				
12	04/05/2014	at MTL	T 2-2	
Goals Allowed				
5	05/10/2014	vs. CHI	L 4-5	

TEAM LOW GAMES (2014)

Shots				
3	09/13/2014	at PHI	T 2-2	
Shots on Goal				
1	05/17/2014	at TOR	L 0-2	
1	07/30/2014	at RSL	T 1-1	
Fouls Committed				
4	08/31/2014	at DC	L 0-2	
Fouls Suffered				
7	07/19/2014	vs. SJ	T 1-1	
7	07/30/2014	at RSL	T 1-1	
7	08/02/2014	vs. NE	W 2-1	
Corner Kicks				
0	09/13/2014	at PHI	T 2-2	
Offside				
0	05/17/2014	at TOR	L 0-2	
0	07/04/2014	at HOU	T 2-2	
Saves				
0	03/30/2014	vs. CHV	T 1-1	
0	05/10/2014	vs. CHI	L 4-5	
Shots Faced				
1	03/30/2014	vs. CHV	T 1-1	
1	10/26/2014	at KC	W 2-0	

NEW YORK RED BULLS INDIVIDUAL POSTSEASON HIGH GAMES (1996-2013)

Goals				
2	4 times - last			
2	Petter Villegas	09/29/2001	at LA	L 2-4
Assists				
2	Mike Sorber	09/30/1998	at CLB	L 3-5
2	Alex Comas	10/06/2000	at CHI	L 2-3
2	Daniel Hernandez	09/26/2001	vs. LA	W 4-1
Shots				
9	Thierry Henry	11/06/2013	vs. HOU	L 1-2
Shots on Goal				
5	Clint Mathis	09/20/2000	at DAL	W 2-1
Fouls Committed				
6	Adolfo Valencia	09/30/2000	vs. CHI	W 2-0
6	Alex Comas	10/06/2000	at CHI	L 2-3
6	Amado Guevara	10/21/2006	vs. DC	L 0-1
Fouls Suffered				
7	Cornell Glen	10/23/2004	vs. DC	L 0-2
7	Jozy Altidore	10/29/2006	at DC	T 1-1
7	Dax McCarty	11/06/2013	vs. HOU	L 1-2
Offside				
5	Adolfo Valencia	10/06/2000	at CHI	L 2-3
Saves				
9	Tim Howard	09/23/2001	at LA	T 1-1
Shots Faced				
11	Tony Meola	10/29/2005	at NE	L 1-3
Goals Allowed				
5	Tony Meola	09/30/1998	at CLB	L 3-5

TEAM POSTSEASON HIGH GAMES (1996-2013)

Goals				
4	09/26/2001	vs. LA	W 4-1	
Assists				
5	09/26/2001	vs. LA	W 4-1	
Shots				
23	11/04/2010	vs. SJ	L 1-3	
23	11/06/2013	vs. HOU	L 1-2	
Shots on Goal				
9	09/26/2000	at CHI	L 0-3	
9	09/26/2001	vs. LA	W 4-1	
9	11/01/2003	vs. NE	L 0-2	
9	11/06/2013	vs. HOU	L 1-2	
Fouls Committed				
31	10/03/1998	vs. CLB	L 1-1	
Fouls Suffered				
27	11/01/2003	vs. NE	L 0-2	
Corner Kicks				
12	11/03/2007	at NE	L 0-1	
Offside				
5	09/26/2000	at CHI	L 0-3	
5	10/06/2000	at CHI	L 2-3	
5	10/22/2005	vs. NE	W 1-0	
Saves				
9	10/02/1996	at DC	L 1-2	
9	09/23/2001	at LA	T 1-1	
Shots Faced				
11	4 times - last:			
11	10/29/2005	at NE	L 1-3	
Goals Allowed				
5	09/30/1998	at CLB	L 3-5	

TEAM POSTSEASON LOW GAMES (1996-2013)

Shots				
7	11/09/2008	at HOU	W 3-0	
Shots on Goal				
1	11/23/2008	at CLB	L 1-3	
Fouls Committed				
6	09/24/1996	vs. DC	W 2-2	
Fouls Suffered				
4	11/15/2008	at RSL	W 1-0	
Corner Kicks				
0	09/23/2001	at LA	T 1-1	
0	11/03/2013	at HOU	T 2-2	
Offside				
0	7 times			
Saves				
1	5 times			
Shots Faced				
2	10/29/2006	at DC	T 1-1	
2	10/30/2011	vs. LA	L 0-1	

2014 NEW YORK RED BULLS STATISTICS (13-10-11, 50 pts.)

UNF	POS	PLAYER	GP	GS	MIN	G	A	SHT	SOG	FC	FS	OFF	CK	C	E
99	F	Bradley Wright-Phillips	32	29	2573	27	2	109	57	45	38	33	0	3	0
14	F	Thierry Henry	30	30	2651	10	14	86	28	33	26	12	102	3	0
8	F	Peguy Luyindula	26	15	1385	5	1	23	12	15	23	8	2	2	0
10	M	Lloyd Sam	32	32	2832	4	9	37	16	30	60	7	31	6	0
11	M	Dax McCarty	31	29	2661	3	3	24	7	26	36	3	0	2	0
12	M	Eric Alexander	34	30	2641	2	9	25	12	12	28	1	18	3	0
17	M	Tim Cahill	23	18	1516	2	2	26	8	51	17	8	1	4	1
22	M	Jonny Steele	15	6	624	1	2	16	5	9	4	4	5	1	0
21	F	Ruben Bover	15	2	243	1	0	5	4	6	4	1	3	1	0
39	M	Saer Sene (TOT)	15	5	485	1	0	9	4	3	3	4	1	1	0
39	M	Saer Sene (NY)	5	0	90	0	0	0	0	2	0	2	1	0	0
27	D	Kosuke Kimura	13	10	884	0	3	0	0	12	7	1	0	0	0
7	D	Roy Miller	23	22	1943	0	3	10	0	26	9	2	0	2	0
3	D	Ambroise Oyongo	13	11	1045	0	3	8	5	10	12	2	0	0	0
25	D	Chris Duvall	19	18	1604	0	1	2	0	8	19	0	0	0	0
20	D	Matt Miazga	7	6	500	0	1	1	0	6	1	0	0	2	1
4	D	Jamison Olave	28	28	2519	0	1	13	0	42	29	0	0	8	0
9	F	*Andre Akpan	5	0	16	0	0	0	0	4	1	0	0	1	0
5	M	Armando	19	14	1350	0	0	3	1	16	19	1	0	6	0
6	M	Ian Christianson	3	0	9	0	0	0	0	1	0	0	0	0	0
15	M	Bobby Convey	13	9	743	0	0	3	0	8	4	2	3	0	0
2	D	Richard Eckersley	9	8	704	0	0	2	1	12	4	0	0	2	0
16	D	Connor Lade	6	0	11	0	0	0	0	0	0	0	0	0	0
13	M	Marius Obekop	2	0	41	0	0	3	2	0	0	0	0	0	0
55	D	Damien Perrinelle	2	0	7	0	0	0	0	0	0	0	0	0	0
31	G	Luis Robles	34	34	3060	0	0	0	0	0	3	0	0	3	0
32	D	Ibrahim Sekagya	25	23	1947	0	0	6	0	26	7	0	0	4	1
19	M	Eric Stevenson	1	0	1	0	0	0	0	0	0	0	0	0	0
23	M	Michael Bustamante	0	0	0	0	0	0	0	0	0	0	0	0	0
24	G	Santiago Castano	0	0	0	0	0	0	0	0	0	0	0	0	0
18	G	Ryan Meara	0	0	0	0	0	0	0	0	0	0	0	0	0
		Team totals	34	34	3060	55	54	402	158	400	382	87	166	53	3
		Opponent totals	34	34	3060	50	43	463	171	382	400	99	178	45	4

GAME-WINNING GOALS: Bradley Wright-Phillips 6, Thierry Henry 3, Lloyd Sam 2, Ruben Bover 1
Eric Alexander 1

GAME-WINNING ASSISTS: Thierry Henry 4, Lloyd Sam 3, Eric Alexander 2, Jamison Olave 1, Dax McCarty 1
Kosuke Kimura 1

PENALTY KICK GOALS/ATTEMPTS: Bradley Wright-Phillips 6-6, Peguy Luyindula 1-2

NEW YORK RED BULLS INDIVIDUAL GOALKEEPING

UNF	POS	GOALKEEPER	GP	GS	MIN	SHTS	SV	GA	GAA	PG	PA	W	L	T	SO
31	G	Luis Robles	34	34	3060	171	111	50	1.47	8	10	13	10	11	6
		Team totals	34	34	3060	171	111	50	1.47	8	10	13	10	11	6
		Opponent totals	34	34	3060	158	98	55	1.62	7	8	10	13	11	5

* = Played with other teams in 2014. Only New York Red Bulls statistics listed here.



NEW YORK RED BULLS 2014 SCHEDULE

DAY	DATE	OPPONENT	RESULT	ATT.	W-L-T	POS.	PTS	NOTES:
Sat.	Mar. 8	at Vancouver	L 1-4	21,000	0-1-0	T4	0	NY: Wright-Phillips (91+); VAN: Miller (34,77) Fernandez (49) Morales (89)
Sat.	Mar. 15	Colorado	T 1-1	20,542	0-1-1	T5	1	NY: Henry (57); COL: Sanchez (72)
Sun.	Mar. 23	at Chicago	T 1-1	16,228	0-1-2	T6	2	NY: McCarty (21); CHI: Larentowicz (6)
Sun.	Mar. 30	Chivas USA	T 1-1	15,225	0-1-3	T7	3	NY: Luyindula (95+); CHV: Torres (25)
Sat.	Apr. 5	at Montreal	T 2-2	24,071	0-1-4	T6	4	NY: Steele (31) Luyindula (34); MTL: Romero (5) Martins (59)
Sat.	Apr. 12	at D.C. United	L 0-1	12,364	0-2-4	9	4	DC: Arnaud (4)
Wed.	Apr. 16	Philadelphia	W 2-1	14,768	1-2-4	T4	7	NY: Henry (57) Sam (67); PHI: Le Toux (80)
Wed.	Apr. 23	Houston	W 4-0	13,278	2-2-4	3	10	NY: Wright-Phillips (12,24,86) Henry (65)
Sat.	Apr. 26	at Columbus	T 1-1	18,026	2-2-5	T2	11	NY: Wright-Phillips (66); CLB: Arrieta (39)
Sun.	May 4	at FC Dallas	W 1-0	17,105	3-2-5	T1	14	NY: Wright-Phillips (71)
Sat.	May 10	Chicago	L 4-5	23,776	3-3-5	T2	14	NY: Cahill (6) Wright-Phillips (39,67,78); CHI: Shipp (4,53,58) Amarikwa (49) Nyarko (64)
Sat.	May 17	at Toronto FC	L 0-2	22,591	3-4-5	5	14	TOR: Defoe (12) Moore (95+)
Sat.	May 24	Portland	L 1-2	19,513	3-5-5	6	14	NY: Wright-Phillips (36); POR: Urruti (45,74)
Tue.	May 27	at Sporting KC	T 1-1	19,221	3-5-6	6	15	NY: Wright-Phillips (50); KC: Dovale (9)
Sun.	June 8	at New England	W 2-0	23,950	4-5-6	T5	18	NY: Alexander (17) Luyindula (76)
Fri.	June 27	Toronto FC	T 2-2	20,176	4-5-7	5	19	NY: Luyindula (36) Wright-Phillips (93+); TOR: Defoe (55) Gilberto (72)
Fri.	July 4	at Houston	T 2-2	22,312	4-5-8	T5	20	NY: Wright-Phillips (13,72); HOU: Barnes (0:40) Davis (82)
Sat.	July 12	Columbus	W 4-1	17,028	5-5-8	T4	23	NY: Wright-Phillips (17) Henry (45) Sam (56) Alexander (91+); CLB: Bedell (39)
Wed.	July 16	at Philadelphia	L 1-3	18,541	5-6-8	T4	23	NY: Wright-Phillips (60); PHI: Casey (9) Fred (51) Le Toux (69)
Sat.	July 19	San Jose	T 1-1	20,001	5-6-9	4	24	NY: Wright-Phillips (33); SJ: Lenhart (85)
Wed.	July 30	at Real Salt Lake	T 1-1	20,295	5-6-10	6	25	NY: Henry (57); RSL: Plata (18)
Sat.	Aug. 2	New England	W 2-1	20,862	6-6-10	4	28	NY: McCarty (47) Wright-Phillips (63); NE: Davies (20)
Sun.	Aug. 10	at Chicago	L 0-1	16,109	6-7-10	4	28	CHI: Magee (38)
Sat.	Aug. 23	Montreal	W 4-2	17,891	7-7-10	5	31	NY: Henry (53,67) Wright-Phillips (74,90); MTL: Duka (37) Romero (79)
Sun.	Aug. 31	at D.C. United	L 0-2	19,453	7-8-10	6	31	DC: Silva (57) Johnson (91+)
Sat.	Sept. 6	Sporting KC	W 2-1	20,831	8-8-10	5	34	NY: Wright-Phillips (11) Henry (52); KC: Dwyer (54)
Wed.	Sept. 10	D.C. United	W 1-0	14,953	9-8-10	4	37	NY: Sam (90)
Sat.	Sept. 13	at Philadelphia	T 2-2	18,091	9-8-11	4	38	NY: Luyindula (37) Henry (40); PHI: Ribeiro (41) Le Toux (92+)
Sat.	Sept. 20	Seattle	W 4-1	25,000	10-8-11	4	41	NY: Wright-Phillips (0:30,54,56) Cahill (65); SEA: Dempsey (62)
Sun.	Sept. 28	at Los Angeles	L 0-4	25,102	10-9-11	5	41	LA: Keane (8,82) Donovan (50) Zardes (69)
Sat.	Oct. 4	Houston	W 1-0	21,569	11-9-11	4	44	NY: Henry (47)
Sat.	Oct. 11	Toronto FC	W 3-1	24,068	12-9-11	4	47	NY: Wright-Phillips (26) Bover (35) McCarty (44); TOR: Osorio (55)
Sun.	Oct. 19	Columbus	L 1-3	20,681	12-10-1	5	47	NY: Sam (58); CLB: Schoenfeld (17,80) Finlay (34)
Sun.	Oct. 26	at Sporting KC	W 2-0	19,188	13-10-1	4	50	NY: Wright-Phillips (15,70)

NEW YORK RED BULLS – GAME-BY-GAME LOG

Game #1	03/08/2014	NY 1 at VAN 4	L	Wright-Phillips 1 (Sam 1) 91+
Game #2	03/15/2014	NY 1 vs COL 1	T	Henry 1 (Sam 2) 57
Game #3	03/23/2014	NY 1 vs CHI 1	T	McCarty 1 (unassisted) 21
Game #4	03/30/2014	NY 1 vs CHV 1	T	Luyindula 1 (Alexander 1) 95+
Game #5	04/05/2014	NY 2 at MTL 2	T	Steele 1 (Sam 3, Kimura 1) 31; Luyindula 2 (Steele 1) 34
Game #6	04/12/2014	NY 0 at DC 1	L	
Game #7	04/16/2014	NY 2 vs PHI 1	W	Henry 2 (Miller 1, Alexander 2) 57; Sam 1 (Alexander 3) 67
Game #8	04/23/2014	NY 4 vs HOU 0	W	Wright-Phillips 2 (Henry 1, Kimura 2) 12; Wright-Phillips 3 (Miller 2, Henry 2) 24; Henry 3 (unassisted) 65;
Game #9	04/26/2014	NY 1 at CLB 1	T	Wright-Phillips 4 (penalty kick) 86
Game #10	05/04/2014	NY 1 at DAL 0	W	Wright-Phillips 5 (Sam 4) 66
Game #11	05/10/2014	NY 4 vs CHI 5	L	Wright-Phillips 6 (Henry 3, McCarty 1) 71
Game #12	05/17/2014	NY 0 at TOR 2	L	Cahill 1 (Alexander 4) 6; Wright-Phillips 7 (Henry 4) 39; Wright-Phillips 8 (Sam 5, Steele 2) 67;
Game #13	05/24/2014	NY 1 vs POR 2	L	Wright-Phillips 9 (penalty kick) 78
Game #14	05/27/2014	NY 1 at KC 1	T	Wright-Phillips 10 (penalty kick) 36
Game #15	06/08/2014	NY 2 at NE 0	W	Wright-Phillips 11 (Henry 5) 50
Game #16	06/27/2014	NY 2 vs TOR 2	T	Alexander 1 (Sam 6) 17; Luyindula 3 (unassisted) 76
Game #17	07/04/2014	NY 2 at HOU 2	T	Luyindula 4 (Oyongo 1, Henry 6) 36; Wright-Phillips 12 (Cahill 1, Maza 1) 93+
Game #18	07/12/2014	NY 4 vs CLB 1	W	Wright-Phillips 13 (Alexander 5) 13; Wright-Phillips 14 (Oyongo 2) 72
Game #19	07/16/2014	NY 1 at PHI 3	L	Wright-Phillips 15 (Henry 7, Alexander 6) 17; Henry 4 (unassisted) 45; Sam 2 (Henry 8) 56; Alexander 2 (Henry 9) 91+
Game #20	07/19/2014	NY 1 vs SJ 1	T	Wright-Phillips 16 (Henry 10, Oyongo 3) 60
Game #21	07/30/2014	NY 1 at RSL 1	T	Wright-Phillips 17 (penalty kick) 33
Game #22	08/02/2014	NY 2 vs NE 1	W	Henry 5 (Cahill 2, Wright-Phillips 1) 57
Game #23	08/10/2014	NY 0 at CHI 1	L	McCarty 2 (Alexander 7) 47; Wright-Phillips 18 (Sam 7) 63
Game #24	08/23/2014	NY 4 vs MTL 2	L	Henry 6 (Alexander 8) 53; Henry 7 (McCarty 2) 67; Wright-Phillips 19 (Henry 11) 74; Wright-Phillips 20 (Luyindula 1) 90
Game #25	08/31/2014	NY 0 at DC 2	L	Wright-Phillips 21 (penalty kick) 11; Henry 8 (Sam 8) 52
Game #26	09/06/2014	NY 2 vs KC 1	W	Wright-Phillips 22 (unassisted) 1; Wright-Phillips 23 (penalty kick) 54; Wright-Phillips 24 (Miller 3, Henry 13) 56;
Game #27	09/10/2014	NY 1 vs DC 0	W	Luyindula 5 (penalty kick) 37; Henry 9 (Duvall 1) 40
Game #28	09/13/2014	NY 2 at PHI 2	T	Wright-Phillips 25 (Kimura 3, Henry 14) 26; Bover 1 (unassisted) 35; McCarty 3 (Wright-Phillips 2, Sam 9) 44
Game #29	09/20/2014	NY 4 vs SEA 1	W	Sam 4 (McCarty 3) 58
Game #30	09/28/2014	NY 0 at LA 4	L	Wright-Phillips 26 (Alexander 9) 15; Wright-Phillips 27 (unassisted) 70
Game #31	10/04/2014	NY 1 vs HOU 0	W	Henry 10 (unassisted) 47
Game #32	10/11/2014	NY 3 vs TOR 1	W	Wright-Phillips 25 (Kimura 3, Henry 14) 26; Bover 1 (unassisted) 35; McCarty 3 (Wright-Phillips 2, Sam 9) 44
Game #33	10/19/2014	NY 1 vs CLB 3	L	Sam 4 (McCarty 3) 58
Game #34	10/26/2014	NY 2 at KC 0	W	Wright-Phillips 26 (Alexander 9) 15; Wright-Phillips 27 (unassisted) 70

NEW YORK RED BULLS – CUP COMPETITIONS – GAME-BY-GAME

NEW YORK RED BULLS

#	Player	U.S. OPEN CUP		2014/15 CONCACAF CHAMPIONS LEAGUE				
		4R	COSM	Grp3	Grp3	Grp3	Grp3	Grp3
				FAS	MTL	FAS	MTL	MTL
		0-3		2-0	0-1	0-0	1-1	1-1
2	Richard Eckersley	90D	90D	90D	90D	90D	90D	18
3	Ambroise Oyongo	90D	90M	90M	90M	90M	90M	26
4	Jamison Olave	90D	90D	90D	90D	90D	90D	90M
5	Armando	90D	90M	90M	90M	90M	90M	90M
6	Ian Christianson	90F	90F	90F	90F	90F	90F	90M
7	Roy Miller	90F	90F	90F	90F	90F	90F	90M
8	Peguy Luyindula	90F	90F	90F	90F	90F	90F	90M
9	Andre Akpan	45	90M	74M	12	8	17M	61M
10	Lloyd Sam	90M	90M	12	90M	11	29	90M
11	Dax McCarty	89M	90M	2	90M	90M	90M	90M
12	Eric Alexander	16	90M	90M	90M	90M	90M	90M
13	Marius Obekop	90G	90G	90G	90G	90G	90G	90G
14	Thierry Henry	90G	90M	90M	90M	90M	90M	90M
15	Bobby Convey	88F	90G	90G	90G	90G	90G	90G
16	Connor Lade	90G	90M	90M	90M	90M	90M	90M
17	Tim Cahill	16	90M	90M	90M	90M	90M	90M
18	Ryan Meara	90G	90G	90G	90G	90G	90G	90G
19	Eric Stevenson	90D	90M	90M	90M	90M	90M	90M
20	Matt Miazga	90D	90M	90M	90M	90M	90M	90M
21	Ruben Bover	45M	82M	18	90M	90M	90M	90M
22	Jonny Steele	1	90D	90D	90D	90D	90D	90D
23	Michael Bustamante	90D	90D	90D	90D	90D	90D	90D
24	Santiago Castano	90D	90D	90D	90D	90D	90D	90D
25	Chris Duvall	90D	90D	90D	90D	90D	90D	90D
27	Kosuke Kimura	74M	90F	79F	72F	72F	72F	72F
31	Luis Robles	90F	90D	90D	90D	90D	90D	90D
32	Ibrahim Sekagya	90F	90D	90D	90D	90D	90D	90D
39	Saer Sene	90D	90D	90D	90D	90D	90D	90D
55	Damien Perrinelle	90F	90D	90D	90D	90D	90D	90D
99	Bradley Wright-Phillips	90F	90D	90D	90D	90D	90D	90D

U.S. OPEN CUP
4R 06/14/2014 NY 0 at COSMOS 3 L

2014/15 CONCACAF CHAMPIONS LEAGUE
Grp3 08/26/2014 NY 2 vs CDFAS 0 W
Grp3 09/17/2014 NY 0 at MTL 1 L
Grp3 09/24/2014 NY 0 at CDFAS 0 T
Grp3 10/22/2014 NY 1 vs MTL 1 T

Sene (Cahill) 11; Sam (Luyindula) 70
Lade (Armando) 84



REAL SALT LAKE

2014 RECORD

	GP	W-L-T	PTS	GF	GA
Real	34	15-8-11	56	54	39

RECORD at RIO TINTO STADIUM

	GP	W-L-T	PTS	GF	GA
	17	11-1-5	38	33	14

RECORD on road

	GP	W-L-T	PTS	GF	GA
	17	4-7-6	18	21	25

RECORD at the half

	W	L	T
LEADING	9	0	4
TIED	5	3	7
TRAILING	1	5	0

RECORD with the first goal

	W	L	T
SCORING	13	3	5
CONCEDING	2	5	3

TEAM COMPARISONS

	FOR	AGAINST
GOALS SCORED	1.59 (6th)	1.15 (3rd)
TOTAL SHOTS	12.97 (12th)	13.74 (4th)
SHOTS ON GOAL	4.88 (6th)	4.62 (7th)
SHOOTING ACCURACY	37.6% (5th)	33.6% (16th)
SCORING %AGE	12.2% (7th)	8.4% (18th)
FOULS	12.47 (12th)	12.74 (9th)
CORNER KICKS	4.79 (14th)	5.53 (2nd)
OFFSIDE	1.88 (14th)	1.85 (12th)

GOALS SCORED IN GAME

GP	0	1	2	3	4+	TOT	AVG
34	7	11	9	5	2	54	1.59

GOALS ALLOWED IN GAME

GP	0	1	2	3	4+	TOT	AVG
34	10	14	6	3	1	39	1.15

GOALS BY INTERVALS

	TOT	0-15	16-30	31-45+	46-60	61-75	76-90+
FOR	54	10	10	11	7	5	11
AGAINST	39	2	5	9	6	8	9

WHERE THE GOALS COME FROM

	FOR	AGAINST
GOALS SCORED	54	39
MINUTES PER GOAL	57	78

HOW SCORED

RIGHT FOOT	37	23
LEFT FOOT	8	9
HEADERS	7	6
OTHER	2	1

TYPE OF PLAY

OPEN PLAY	23	16
CROSS	5	4
CORNER	13	5
REBOUND	2	5
PENALTIES	7	4
DIRECT FROM FREE KICK	0	2
FREE KICK (INDIRECT)	3	3
OWN GOALS	1	0

DISTANCE

INSIDE GOAL AREA	10	9
INSIDE PENALTY AREA	38	22
OUTSIDE PENALTY AREA	6	8

PRIMARY TEAM





REAL SALT LAKE

No.	Player	Pos	Ht	Wt	Birthdate	Birthplace	2014				CAREER			
							GP	GS	G	A	GP	GS	G	A
1	Eduardo Fernandez	GK	6-3	170	12/16/1992	Guadalajara, Mexico	0	0	0	0	0	0	0	0
Homegrown Player. Homegrown Player. MLS Season: 3.														
2	Tony Beltran	DF	5-8	150	10/11/1987	Whittier, CA	29	28	0	0	164	151	0	6
MLS Season: 6. 2008 SuperDraft: Round 1, Pick 3 (UCLA)														
4	Aaron Maund	DF	6-1	185	09/19/1990	Dorchester, MA	6	5	0	0	24	17	0	0
MLS Season: 3. Last club: Toronto FC														
5	Kyle Beckerman	MF	5-11	165	04/23/1982	Crofton, MD	28	28	3	3	353	324	35	46
MLS Season: 15. Last club: Colorado Rapids														
6	Nat Borchers	DF	6-2	175	04/13/1981	Tucson, AZ	32	32	1	0	288	287	12	6
MLS Season: 10. Last club: Odd Grenland (Norway)														
7	Jordan Allen	DF	5-11	200	04/25/1995	Rochester, NY	2	0	0	0	2	0	0	0
Homegrown Player. MLS Season: 1.														
8	Joao Plata	FW	5-2	135	03/01/1992	Guayaquil, Ecuador	26	24	13	6	91	71	20	19
MLS Season: 4. Last club: Toronto FC. International: Ecuador														
10	Robbie Findley	FW	5-9	165	08/04/1985	Phoenix, AZ	16	8	1	0	146	87	38	15
MLS Season: 6. Last club: Nottingham Forest (England)														
11	Javier Morales	MF	5-9	150	01/10/1980	Lomas de Zamora, Buenos Aire	30	30	9	12	185	170	37	65
Designated Player. MLS Season: 8. Last club: Vecindario (Spain)														
12	Cole Grossman	MF	6-0	180	04/10/1989	Sacramento, CA	17	5	0	0	33	12	2	0
MLS Season: 4. Last club: Columbus Crew														
13	Olmes Garcia	FW	6-0	175	10/21/1992	Barranquilla, Colombia	23	12	3	0	47	20	8	4
MLS Season: 2. Last club: Deportes Quindio (Colombia)														
14	Justen Glad	DF	6-0	145	02/28/1997	Pasadena, CA	0	0	0	0	0	0	0	0
Homegrown Player. MLS Season: 1.														
15	Alvaro Saborio	FW	6-0	170	03/25/1982	San Carlos, Costa Rica	16	13	8	2	113	99	60	13
Designated Player. MLS Season: 5. Last club: Bristol City (England). International: Costa Rica														
16	Carlos Salcedo	DF	6-1	170	09/29/1993	Guadalajara, Mexico	12	8	1	0	25	20	1	0
MLS Season: 2.														
17	Chris Wingert	DF	5-11	165	06/16/1982	Babylon, NY	30	30	0	3	269	236	1	16
MLS Season: 11. Last club: Colorado Rapids														
18	Nick Rimando	GK	5-9	185	06/17/1979	Montclair, CA	24	24	0	0	370	370	0	7
MLS Season: 15. Last club: D.C. United														
19	Luke Mulholland	MF	5-9	150	08/07/1988	Preston, England	31	24	6	7	31	24	6	7
MLS Season: 1. Last club: Tampa Bay Rowdies (NASL)														
20	Ned Grabavoy	MF	5-7	150	07/01/1983	Joliet, IL	33	30	2	3	253	198	15	28
MLS Season: 11. Last club: San Jose Earthquakes														
21	Luis Gil	MF	5-10	155	11/14/1993	Garden Grove, CA	26	16	2	2	110	73	10	8
MLS Season: 4.														
22	Benji Lopez	FW	6-1	175	02/16/1995	San Diego, CA	0	0	0	0	0	0	0	0
Homegrown Player. MLS Season: 3.														
23	Sebastian Jaime	FW	5-9	154	01/30/1987	La Plata, Argentina	6	3	0	0	6	3	0	0
Designated Player. MLS Season: 1. Last club: Union Espanola (Chile). International: Chile														
24	Jeff Attinella	GK	6-2	190	09/29/1988	Clearwater, FL	10	10	0	0	15	14	0	0
MLS Season: 2. Last club: Tampa Bay Rowdies (NASL)														
25	Rich Balchan	DF	6-0	165	01/18/1989	Ann Arbor, MI	4	2	0	0	23	20	1	0
MLS Season: 2. Last club: Columbus Crew														
26	Sebastian Velasquez	MF	5-7	155	02/11/1991	Medellin, Colombia	10	1	1	2	38	15	1	5
MLS Season: 3. 2012 SuperDraft: Round 2, Pick 36 (Spartanburg Methodist)														
27	John Stertz	MF	6-0	170	10/04/1990	Fairfax, VA	9	3	0	0	11	3	0	0
MLS Season: 2. 2013 SuperDraft: Round 1, Pick 12 (Maryland)														
28	Chris Schuler	DF	6-4	185	09/09/1987	St. Louis, MO	25	25	3	1	75	67	5	2
MLS Season: 5. 2010 SuperDraft: Round 3, Pick 39 (Creighton)														
29	Abdoulie Mansally	DF	5-10	160	01/27/1989	Banjul, Gambia	11	6	0	1	119	66	7	7
MLS Season: 8. Last club: New England Revolution														
49	Devon Sandoval	FW	6-1	185	06/16/1991	Albuquerque, NM	15	7	0	1	32	17	3	1
MLS Season: 2. 2013 SuperDraft: Round 2, Pick 29 (New Mexico)														

HEAD COACH : Jeff Cassar

02/02/1974

W15 L8 T11



REAL SALT LAKE

REAL SALT LAKE PLAYOFF HISTORY

vs. Team	No. of Series	Series W-L	GP	W-L-T	OT	ShO	GF	GA	Last Mtg.	Round	Series Result
Chicago	1	1-0	1	1-0-0	1-0-0	1-0	0	0	2009	Semifinals	Won 1 games to 0
Columbus	1	1-0	2	2-0-0	0-0-0	0-0	4	2	2009	Quarterfinals	Won 2 games to 0
FC Dallas	1	0-1	2	0-1-1	0-0-0	0-0	2	3	2010	Quarterfinals	Lost 1 games to 0
KC-Sporting KC	1	0-1	1	0-1-0	0-1-0	0-1	1	1	2013	MLS Cup '13	Lost MLS Cup '13
Los Angeles	3	2-1	4	2-2-0	2-0-0	1-0	4	5	2013	Quarterfinals	Won Series Tie-Breaker
MetroStars-New	1	0-1	1	0-1-0	0-0-0	0-0	0	1	2008	Semifinals	Lost 1 games to 0
Chivas USA	1	1-0	2	1-0-1	0-0-0	0-0	3	2	2008	Quarterfinals	Won 1 games to 0
Seattle	2	1-1	4	1-2-1	0-0-0	0-0	3	3	2012	Quarterfinals	Lost 1 games to 0
Portland	1	1-0	2	2-0-0	0-0-0	0-0	5	2	2013	Semifinals	Won 2 games to 0
TOTALS	12	7-5	19	9-7-3	3-1-0	2-1	22	19			

REAL SALT LAKE - ALL-TIME POSTSEASON RESULTS

DATE	OPPONENT	RESULT	ATT.	W-L-T	RD.	GOALS:
11/01/2008	Chivas USA	W 1-0	14,719	1-0-0	QTR	RSL: Movsisyan (90)
11/08/2008	at Chivas USA	T 2-2	19,265	1-0-1	QTR	RSL: Kovalenko (39) Morales (77); CHV: Kljestan (30) Braun (83)
11/15/2008	New York	L 0-1	20,008	1-1-1	SEM	NY: van den Bergh (28)
10/31/2009	Columbus	W 1-0	11,499	1-0-0	QTR	RSL: Findley (88)
11/05/2009	at Columbus	W 3-2	10,109	2-0-0	QTR	RSL: Morales (37) Findley (45) Williams (74); CLB: Barros Schelotto (19,35)
11/14/2009	at Chicago	W 0-0 (OT)	21,723	3-0-0	SEM	
11/22/2009	at Los Angeles	W 1-1 (OT)	46,011	4-0-0	FIN	RSL: Findley (64); LA: Magee (41)
10/30/2010	at FC Dallas	L 1-2	11,003	0-1-0	QTR	RSL: Espindola (5); DAL: Cunningham (44) Avila (88)
11/06/2010	FC Dallas	T 1-1	19,324	0-1-1	QTR	RSL: Findley (79); DAL: McCarty (17)
10/29/2011	Seattle	W 3-0	17,067	1-0-0	QTR	RSL: Saborio (41,53) Grabavoy (88)
11/02/2011	at Seattle	L 0-2	36,021	1-1-0	QTR	SEA: Alonso (56) Neagle (61)
11/06/2011	at Los Angeles	L 1-3	23,437	1-2-0	SEM	RSL: Saborio (25); LA: Donovan (23) Magee (58) Keane (68)
11/02/2012	at Seattle	T 0-0	34,941	0-0-1	QTR	
11/08/2012	Seattle	L 0-1	19,657	0-1-1	QTR	SEA: Martinez (81)
DATE	OPPONENT	RESULT	ATT.	W-L-T	RD.	NOTES:
11/03/2013	at Los Angeles	L 0-1	27,000	0-1-0	QTR	LA: Franklin (48)
11/07/2013	Los Angeles	W 2-0 (OT)	19,042	1-1-0	QTR	RSL: Velasquez (35) Schuler (102)
11/10/2013	Portland	W 4-2	17,333	2-1-0	SEM	RSL: Schuler (35) Findley (41) Sandoval (48) Morales (82); POR: W. Johnson (14) Piquionne (94+)
11/24/2013	at Portland	W 1-0	20,674	3-1-0	SEM	RSL: Findley (29)
12/07/2013	at Sporting KC	T 1-1 (OT)	21,650	3-1-1	FIN	RSL: Saborio (52); KC: Collin (76)

CAREER POSTSEASON STATISTICS FOR CURRENT REAL SALT LAKE PLAYERS

UNF	POS	PLAYER	GP	GS	MIN	G	A	SHT	SOG	PKG	PKA	SKG	SKA	FC	FS	OFF	CK	C	E	
25	D	Rich Balchan	1	1	90	0	0	0	0	0	0	0	0	0	0	0	0	0	0	
5	M	Kyle Beckerman	29	29	2744	0	5	44	14	0	0	3	4	40	26	1	16	10	0	
2	D	Tony Beltran	11	10	952	0	0	3	0	0	0	1	1	11	13	0	0	1	0	
6	D	Nat Borchers	21	21	2004	1	2	17	6	0	0	1	1	20	9	0	0	2	0	
10	F	Robbie Findley	14	8	916	6	3	30	13	1	1	2	2	14	19	13	1	0	0	
13	F	Olmes Garcia	2	0	49	0	0	3	1	0	0	0	0	1	1	1	0	0	0	
21	M	Luis Gil	9	5	504	0	0	12	5	0	0	0	0	3	5	2	0	0	0	
20	M	Ned Grabavoy	17	11	1055	2	0	14	7	0	0	2	3	11	18	0	0	1	0	
12	M	Cole Grossman	1	0	16	0	0	0	0	0	0	0	0	0	0	0	0	0	0	
29	M-F	Abdoulie Mansally	6	5	411	0	1	7	4	0	0	0	0	10	6	0	6	2	0	
11	M	Javier Morales	18	18	1560	3	9	22	8	0	0	1	2	33	40	1	54	4	1	
8	F	Joao Plata	2	0	32	0	1	0	0	0	0	1	1	2	1	0	1	0	0	
15	F	Alvaro Saborio	10	10	888	4	0	23	11	0	0	0	1	22	14	8	0	2	0	
49	F	Devon Sandoval	3	2	186	1	0	5	1	0	0	0	0	5	3	0	0	0	0	
28	D	Chris Schuler	8	7	748	2	0	7	3	0	0	1	1	14	8	0	0	1	0	
26	M	Sebastian Velasquez	5	2	242	1	0	5	1	0	0	0	1	2	4	0	0	0	0	
17	D	Chris Wingert	21	20	1861	0	2	7	1	0	0	1	1	29	13	0	1	3	0	
UNF	POS	GOALKEEPER	GP	GS	MIN	SHTS	SV	GA	GAA	PKG	PKA	SKG	SKA	W	L	T	SO			
18	GK	Nick Rimando	31	31	2899	53	110	37	1.15	6	6	18	30	13	10	8	12			



REAL SALT LAKE

ALL-TIME REAL SALT LAKE POSTSEASON STATISTICS (7-6-6, 26 PTS.)

PLAYER	GP	GS	MIN	G	A
Robbie Findley	14	8	916	6	3
Alvaro Saborio	10	10	888	4	0
Javier Morales	18	18	1560	3	9
Chris Schuler	8	7	748	2	0
Andy Williams	12	10	844	1	2
Yura Movsisyan	7	5	457	1	1
Fabian Espindola	13	8	741	1	0
Ned Grabavoy	13	7	757	1	0
Dema Kovalenko	2	2	149	1	0
Devon Sandoval	3	2	186	1	0
Sebastian Velasquez	5	2	242	1	0
Kyle Beckerman	19	19	1830	0	2
Robbie Russell	12	10	943	0	2
Chris Wingert	16	16	1455	0	2
Nat Borchers	17	17	1644	0	1
Jamison Olave	13	12	1064	0	1
Joao Plata	2	0	32	0	1
Jean-Marc Alexandre	2	0	18	0	0
Yordany Alvarez	3	1	74	0	0
Tony Beltran	11	10	952	0	0
Kenny Deuchar	1	0	1	0	0
Olmes Garcia	2	0	49	0	0
Luis Gil	9	5	504	0	0
Cole Grossman	1	0	16	0	0
Will Johnson	14	13	1177	0	0
Ian Joy	1	1	63	0	0
Abdoulie Mansally	2	1	117	0	0
Clint Mathis	7	3	423	0	0
Lovel Palmer	3	1	164	0	0
Paulo Junior	3	1	120	0	0
Nick Rimando	19	19	1830	0	0
Jonny Steele	1	0	4	0	0
Khari Stephenson	1	0	31	0	0
Collen Warner	1	0	34	0	0
Kwame Watson-Siriboe	1	1	76	0	0
Team totals	19	19	1830	22	24
Opponent totals	19	19	1830	19	15

REAL SALT LAKE INDIVIDUAL GOALKEEPING

GOALKEEPER	GP	GS	SV	GA	GAA	SO
Nick Rimando	19	19	57	19	0.93	7
Team totals	19	19	57	19	0.93	7
Opponent totals	19	19	78	22	1.08	6



REAL SALT LAKE

REAL SALT LAKE INDIVIDUAL HIGH GAMES (2014)

Goals					
3 Javier Morales	05/11/2014	at HOU	W 5-2		
Assists					
2 Javier Morales	07/24/2014	vs. MTL	W 3-1		
2 Javier Morales	08/09/2014	vs. DC	W 3-0		
Shots					
9 Alvaro Saborio	05/03/2014	at CHI	W 3-2		
Shots on Goal					
4 Joao Plata	03/08/2014	at LA	W 1-0		
Fouls Committed					
6 Javier Morales	04/19/2014	vs. POR	W 1-0		
Fouls Suffered					
6 Luke Mulholland	08/16/2014	vs. SEA	W 2-1		
6 Olmes Garcia	08/30/2014	at SJ	T 1-1		
Offside					
3 Alvaro Saborio	04/05/2014	at KC	T 0-0		
3 Alvaro Saborio	05/03/2014	at CHI	W 3-2		
3 Alvaro Saborio	10/05/2014	at CHV	L 0-1		
Saves					
9 Nick Rimando	03/08/2014	at LA	W 1-0		
Shots Faced					
10 Nick Rimando	03/15/2014	at SJ	T 3-3		
Goals Allowed					
4 Jeff Attinella	05/31/2014	at SEA	L 0-4		

REAL SALT LAKE INDIVIDUAL POSTSEASON HIGH GAMES (2005-13)

Goals					
2 Alvaro Saborio	10/29/2011	vs. SEA	W 3-0		
Assists					
2 Javier Morales	10/29/2011	vs. SEA	W 3-0		
2 Javier Morales	11/10/2013	vs. POR	W 4-2		
Shots					
6 Alvaro Saborio	10/29/2011	vs. SEA	W 3-0		
Shots on Goal					
3 Alvaro Saborio	10/29/2011	vs. SEA	W 3-0		
Fouls Committed					
6 Yura Movsisyan	11/01/2008	vs. CHV	W 1-0		
6 Javier Morales	11/08/2008	at CHV	T 2-2		
6 Chris Wingert	11/14/2009	at CHI	W 0-0		
Fouls Suffered					
5 Alvaro Saborio	10/29/2011	vs. SEA	W 3-0		
5 Javier Morales	11/08/2012	vs. SEA	L 0-1		
Offside					
6 Robbie Findley	11/22/2009	at LA	W 1-1		
Saves					
8 Nick Rimando	11/05/2009	at CLB	W 3-2		
Shots Faced					
10 Nick Rimando	11/05/2009	at CLB	W 3-2		
Goals Allowed					
3 Nick Rimando	11/06/2011	at LA	L 1-3		

TEAM HIGH GAMES (2014)

Goals					
5 05/11/2014	at HOU	W 5-2			
5 09/19/2014	vs. COL	W 5-1			
Assists					
5 05/11/2014	at HOU	W 5-2			
Shots					
22 07/24/2014	vs. MTL	W 3-1			
Shots on Goal					
11 07/24/2014	vs. MTL	W 3-1			
Fouls Committed					
21 03/08/2014	at LA	W 1-0			
21 05/17/2014	vs. COL	W 2-1			
21 05/31/2014	at SEA	L 0-4			
Fouls Suffered					
21 03/08/2014	at LA	W 1-0			
Corner Kicks					
11 10/22/2014	vs. CHV	W 2-0			
Offside					
5 03/08/2014	at LA	W 1-0			
5 10/22/2014	vs. CHV	W 2-0			
Saves					
9 03/08/2014	at LA	W 1-0			
Shots Faced					
10 03/15/2014	at SJ	T 3-3			
Goals Allowed					
4 05/31/2014	at SEA	L 0-4			

TEAM POSTSEASON HIGH GAMES (2005-13)

Goals					
4 11/10/2013	vs. POR	W 4-2			
Assists					
4 11/10/2013	vs. POR	W 4-2			
Shots					
24 11/15/2008	vs. NY	L 0-1			
Shots on Goal					
11 10/29/2011	vs. SEA	W 3-0			
Fouls Committed					
24 11/08/2008	at CHV	T 2-2			
Fouls Suffered					
22 11/22/2009	at LA	W 1-1			
Corner Kicks					
11 11/06/2010	vs. DAL	T 1-1			
Offside					
8 11/22/2009	at LA	W 1-1			
Saves					
8 11/05/2009	at CLB	W 3-2			
Shots Faced					
10 11/05/2009	at CLB	W 3-2			
Goals Allowed					
3 11/06/2011	at LA	L 1-3			

TEAM LOW GAMES (2014)

Shots					
5 04/05/2014	at KC	T 0-0			
Shots on Goal					
1 04/05/2014	at KC	T 0-0			
1 05/24/2014	vs. DAL	T 0-0			
1 05/31/2014	at SEA	L 0-4			
1 10/05/2014	at CHV	L 0-1			
Fouls Committed					
5 08/22/2014	at DAL	L 1-2			
Fouls Suffered					
7 07/30/2014	vs. NY	T 1-1			
Corner Kicks					
0 03/15/2014	at SJ	T 3-3			
0 05/17/2014	vs. COL	W 2-1			
Offside					
0 5 times					
Saves					
0 7 times					
Shots Faced					
0 10/22/2014	vs. CHV	W 2-0			

TEAM POSTSEASON LOW GAMES (2005-13)

Shots					
4 11/02/2011	at SEA	L 0-2			
Shots on Goal					
1 11/02/2011	at SEA	L 0-2			
Fouls Committed					
4 11/15/2008	vs. NY	L 0-1			
Fouls Suffered					
8 11/14/2009	at CHI	W 0-0			
Corner Kicks					
0 11/08/2008	at CHV	T 2-2			
Offside					
0 11/01/2008	vs. CHV	W 1-0			
0 11/08/2012	vs. SEA	L 0-1			
0 11/10/2013	vs. POR	W 4-2			
Saves					
0 10/29/2011	vs. SEA	W 3-0			
Shots Faced					
0 10/29/2011	vs. SEA	W 3-0			



REAL SALT LAKE

2014 REAL SALT LAKE STATISTICS (15-8-11, 56 pts.)

UNF	POS	PLAYER	GP	GS	MIN	G	A	SHT	SOG	FC	FS	OFF	CK	C	E
8	F	Joao Plata	26	24	1985	13	6	56	32	14	23	14	29	0	0
11	M	Javier Morales	30	30	2645	9	12	64	19	52	73	4	118	6	0
15	F	Alvaro Saborio	16	13	1148	8	2	47	18	24	18	20	0	3	0
19	M	Luke Mulholland	31	24	1987	6	7	41	13	25	49	2	7	4	1
5	M	Kyle Beckerman	28	28	2520	3	3	49	21	38	19	0	3	4	0
28	D	Chris Schuler	25	25	2154	3	1	14	6	32	9	0	0	4	0
13	F	Olmes Garcia	23	12	1191	3	0	31	12	27	28	10	0	4	0
20	M	Ned Grabavoy	33	30	2711	2	3	28	10	29	45	5	0	2	0
21	M	Luis Gil	26	16	1386	2	2	20	6	12	12	1	2	0	0
26	M	Sebastian Velasquez	10	1	222	1	2	4	2	5	6	0	3	0	0
6	D	Nat Borchers	32	32	2856	1	0	12	3	20	14	1	0	3	1
10	F	Robbie Findley	16	8	764	1	0	24	9	11	21	3	0	0	0
16	D	Carlos Salcedo	12	8	800	1	0	4	2	10	5	0	0	2	0
17	D	Chris Wingert	30	30	2537	0	3	8	2	29	15	0	0	6	0
29	D	Abdoulie Mansally	11	6	655	0	1	5	2	9	8	0	1	1	0
49	F	Devon Sandoval	15	7	633	0	1	9	3	16	10	1	0	0	0
7	D	Jordan Allen	2	0	9	0	0	0	0	0	1	0	0	0	0
24	G	Jeff Attinella	10	10	900	0	0	1	0	0	1	0	0	0	0
25	D	Rich Balchan	4	2	233	0	0	1	0	5	1	0	0	0	0
2	D	Tony Beltran	29	28	2483	0	0	7	0	39	17	2	0	6	1
12	M	Cole Grossman	17	5	532	0	0	2	0	6	2	0	0	1	0
23	F	Sebastian Jaime	6	3	261	0	0	8	5	5	6	0	0	0	0
4	D	Aaron Maund	6	5	432	0	0	3	1	10	4	0	0	0	1
18	G	Nick Rimando	24	24	2160	0	0	0	0	1	9	0	0	2	0
27	M	John Stertzzer	9	3	273	0	0	3	0	5	6	1	0	2	0
1	G	Eduardo Fernandez	0	0	0	0	0	0	0	0	0	0	0	0	0
14	D	Justen Glad	0	0	0	0	0	0	0	0	0	0	0	0	0
22	F	Benji Lopez	0	0	0	0	0	0	0	0	0	0	0	0	0
	M	Sebastian Saucedo	0	0	0	0	0	0	0	0	0	0	0	0	0
		Own-goals received				1									
		Team totals	34	34	3060	54	43	441	166	424	433	64	163	50	4
		Opponent totals	34	34	3060	39	33	467	157	433	424	63	188	59	5

GAME-WINNING GOALS: Alvaro Saborio 4, Joao Plata 4, Javier Morales 3, Ned Grabavoy 2
 Luke Mulholland 1, Olmes Garcia 1

GAME-WINNING ASSISTS: Joao Plata 2, Luke Mulholland 2, Javier Morales 2, Chris Wingert 1
 Sebastian Velasquez 1, Alvaro Saborio 1, Luis Gil 1, Kyle Beckerman 1

PENALTY KICK GOALS/ATTEMPTS: Javier Morales 4-4, Alvaro Saborio 2-3, Joao Plata 1-1

REAL SALT LAKE INDIVIDUAL GOALKEEPING

UNF	POS	GOALKEEPER	GP	GS	MIN	SHTS	SV	GA	GAA	PG	PA	W	L	T	SO
18	G	Nick Rimando	24	24	2160	97	71	25	1.04	1	5	13	4	7	7
24	G	Jeff Attinella	10	10	900	60	45	14	1.40	3	5	2	4	4	3
		Team totals	34	34	3060	157	116	39	1.15	4	10	15	8	11	10
		Opponent totals	34	34	3060	166	110	54	1.59	7	8	8	15	11	7

* = Played with other teams in 2014. Only Real Salt Lake statistics listed here.

REAL SALT LAKE 2014 SCHEDULE

DAY	DATE	OPPONENT	RESULT	ATT.	W-L-T	POS.	PTS	NOTES:
Sat.	Mar. 8	at Los Angeles	W 1-0	25,634	1-0-0	T1	3	RSL: Plata (80)
Sat.	Mar. 15	at San Jose	T 3-3	10,525	1-0-1	T1	4	RSL: Beckerman (11) Plata (32) Mulholland (49+); SJ: Wondolowski (6) Bernardez (75,95+)
Sat.	Mar. 22	Los Angeles	T 1-1	20,466	1-0-2	T2	5	RSL: Saborio (19); LA: Keane (34)
Sat.	Mar. 29	Toronto FC	W 3-0	18,881	2-0-2	T2	8	RSL: Saborio (11,55) Gil (28)
Sat.	Apr. 5	at Sporting KC	T 0-0	19,838	2-0-3	2	9	
Sat.	Apr. 12	at Philadelphia	T 2-2	18,015	2-0-4	T2	10	RSL: Mulholland (6) Beckerman (85); PHI: Wenger (55) Edu (90)
Sat.	Apr. 19	Portland	W 1-0	20,496	3-0-4	T2	13	RSL: Grabavoy (78)
Sat.	Apr. 26	Vancouver	T 2-2	19,661	3-0-5	3	14	RSL: Plata (2) Saborio (9); VAN: Mezquida (86) Fernandez (94+)
Sat.	May 3	at Chicago	W 3-2	14,903	4-0-5	2	17	RSL: Plata (72,93+) Saborio (90); CHI: Magee (22) Anangono (30)
Sun.	May 11	at Houston	W 5-2	16,514	5-0-5	2	20	RSL: Morales (0:15,17,89) Saborio (32) Mulholland (78); HOU: Sherrod (22,56)
Sat.	May 17	Colorado	W 2-1	20,489	6-0-5	2	23	RSL: Plata (23) Morales (51); COL: Moor (83)
Sat.	May 24	FC Dallas	T 0-0	20,488	6-0-6	2	24	
Sat.	May 31	at Seattle	L 0-4	39,245	6-1-6	2	24	SEA: Pineda (42) Pappa (55) Barrett (62) Martins (90)
Wed.	June 4	at Columbus	T 1-1	11,121	6-1-7	2	25	RSL: Gil (56); CLB: Finlay (88)
Sat.	June 7	Portland	L 1-3	20,481	6-2-7	2	25	RSL: Mulholland (23); POR: Adi (36,45) Johnson (73)
Sat.	June 28	at Chivas USA	L 0-1	5,689	6-3-7	T2	25	CHV: Torres (35)
Fri.	July 4	New England	W 2-1	20,513	7-3-7	2	28	RSL: Morales (35) Plata (65); NE: Barnes (37)
Sat.	July 12	at Los Angeles	L 0-1	19,882	7-4-7	2	28	LA: Zardes (20)
Sat.	July 19	Vancouver	T 1-1	20,265	7-4-8	T2	29	RSL: Plata (81); VAN: Mattocks (73)
Thu.	July 24	Montreal	W 3-1	20,398	8-4-8	2	32	RSL: Mulholland (3) Garcia (70,93+); MTL: Camara (31)
Wed.	July 30	New York	T 1-1	20,295	8-4-9	2	33	RSL: Plata (18); NY: Henry (57)
Sat.	Aug. 2	at Colorado	W 1-0	17,554	9-4-9	2	36	RSL: Morales (14)
Sat.	Aug. 9	D.C. United	W 3-0	20,452	10-4-9	1	39	RSL: Plata (11) Schuler (13,24)
Sat.	Aug. 16	Seattle	W 2-1	20,483	11-4-9	1	42	RSL: Plata (53) Mulholland (57); SEA: Barrett (72)
Fri.	Aug. 22	at FC Dallas	L 1-2	17,622	11-5-9	T1	42	RSL: Garcia (91+); DAL: Watson (50) Castillo (74)
Sat.	Aug. 30	at San Jose	T 1-1	10,525	11-5-10	T2	43	RSL: Morales (36); SJ: Cronin (14)
Sat.	Sept. 6	FC Dallas	W 2-1	20,545	12-5-10	3	46	RSL: Findley (31) Saborio (77); DAL: Michel (62)
Fri.	Sept. 12	at Seattle	L 2-3	38,976	12-6-10	3	46	RSL: Morales (30) Plata (50); SEA: Neagle (38) Martins (43) Rose (94+)
Fri.	Sept. 19	Colorado	W 5-1	20,692	13-6-10	3	49	RSL: Plata (32) Morales (33) Schuler (37) own goal (45) Salcedo (63); COL: Martin (21)
Sat.	Sept. 27	at Vancouver	L 1-2	19,395	13-7-10	3	49	RSL: Borchers (57); VAN: Morales (62,78)
Sun.	Oct. 5	at Chivas USA	L 0-1	12,271	13-8-10	3	49	CHV: F. Borja (47)
Sat.	Oct. 11	San Jose	W 2-0	20,701	14-8-10	3	52	RSL: Grabavoy (24) Velasquez (28)
Fri.	Oct. 17	at Portland	T 0-0	20,814	14-8-11	3	53	
Wed.	Oct. 22	Chivas USA	W 2-0	20,665	15-8-11	3	56	RSL: Saborio (36) Beckerman (74)

REAL SALT LAKE

REAL SALT LAKE -- GAME-BY-GAME

#	Player	1	2	3	4	5	6	7	8	9	10	11	12	13	14	15	16	17	18	19	20	21	22	23	24	25	26	27	28	29	30	31	32	33	34				
		LA	ST	LA	TOR	KC	PHI	FOR	VAN	CHI	HOU	COL	DAL	SEA	CLB	FOR	CHV	NE	LA	VAN	MTL	NY	COL	DC	SEA	DAL	ST	DAL	SEA	COL	VAN	CHV	ST	FOR	CHV				
		1-0	3-3	1-1	3-0	0-0	2-2	1-0	2-2	3-2	5-2	2-1	0-0	0-4	1-1	1-3	0-1	2-1	0-1	1-1	3-1	1-1	1-0	3-0	2-1	1-2	1-1	2-1	2-3	5-1	1-2	0-1	2-0	0-0	2-0				
1	Eduardo Fernandez	90D	90D	90D	90D	90D	90D	90D	90D	90D	90D	90D	90D	11	54D	90D	90D	78D	90D	90D	90D	90D	90D	90D	90D	90D	90D	90D	90D	90D	90D	90D	90D	90D	90D	90D	90D		
2	Tony Beltran	90D	71D	90D	90M	90M	90M	90M	90M	90M	90M	90M	90M	90D	90D	90D	90D	90M	90M	90M	90M	90M	90M	90M	90M	90M	90M	90M	90M	90M	90M	90M	90M	90M	90M	90M	90M	90M	
3	Kwame Watson-Siriboe	90M	90M	90D	90D	90D	90D	90D	88D	90D	90D	90D	90D	90D	90D	90D	90D	90D	90D	90D	90D	90D	90D	90D	90D	90D	90D	90D	90D	90D	90D	90D	90D	90D	90D	90D	90D	90D	
4	Aaron Maund	1	8	89F	82F	36F	23	74F	90F	74F	89F	42F	25	58F	90F	87F	90F	90F	90F	90F	90F	90F	90F	90F	90F	90F	90F	90F	90F	90F	90F	90F	90F	90F	90F	90F	90F	90F	
5	Kyle Beckerman	78M	21	12	21	54	84F	72F	68F	67F	16	2	16	90M	90M	59M	90M	27	63M	21	18	12	31	82F	90F	60F	33	79F	76F	14	22	69F	60F	24	90F	90F	90F		
6	Nat Borchers	90D	90D	90D	90D	90D	90D	90D	90D	90D	90D	90D	90D	90D	90D	90D	90D	90D	90D	90D	90D	90D	90D	90D	90D	90D	90D	90D	90D	90D	90D	90D	90D	90D	90D	90D	90D	90D	
7	Jordan Allen	90D	90D	90D	90D	90D	90D	90D	90D	90D	90D	90D	90D	90D	90D	90D	90D	90D	90D	90D	90D	90D	90D	90D	90D	90D	90D	90D	90D	90D	90D	90D	90D	90D	90D	90D	90D	90D	
8	Joao Plata	90D	90D	90D	90D	90D	90D	90D	90D	90D	90D	90D	90D	90D	90D	90D	90D	90D	90D	90D	90D	90D	90D	90D	90D	90D	90D	90D	90D	90D	90D	90D	90D	90D	90D	90D	90D	90D	
10	Robbie Findley	90D	90D	90D	90D	90D	90D	90D	90D	90D	90D	90D	90D	90D	90D	90D	90D	90D	90D	90D	90D	90D	90D	90D	90D	90D	90D	90D	90D	90D	90D	90D	90D	90D	90D	90D	90D	90D	
11	Javier Morales	90D	90D	90D	90D	90D	90D	90D	90D	90D	90D	90D	90D	90D	90D	90D	90D	90D	90D	90D	90D	90D	90D	90D	90D	90D	90D	90D	90D	90D	90D	90D	90D	90D	90D	90D	90D	90D	90D
12	Cole Grossman	90D	90D	90D	90D	90D	90D	90D	90D	90D	90D	90D	90D	90D	90D	90D	90D	90D	90D	90D	90D	90D	90D	90D	90D	90D	90D	90D	90D	90D	90D	90D	90D	90D	90D	90D	90D	90D	90D
13	Olmes Garcia	90D	90D	90D	90D	90D	90D	90D	90D	90D	90D	90D	90D	90D	90D	90D	90D	90D	90D	90D	90D	90D	90D	90D	90D	90D	90D	90D	90D	90D	90D	90D	90D	90D	90D	90D	90D	90D	90D
14	Justen Glad	90D	90D	90D	90D	90D	90D	90D	90D	90D	90D	90D	90D	90D	90D	90D	90D	90D	90D	90D	90D	90D	90D	90D	90D	90D	90D	90D	90D	90D	90D	90D	90D	90D	90D	90D	90D	90D	90D
15	Alvaro Saborio	90D	90D	90D	90D	90D	90D	90D	90D	90D	90D	90D	90D	90D	90D	90D	90D	90D	90D	90D	90D	90D	90D	90D	90D	90D	90D	90D	90D	90D	90D	90D	90D	90D	90D	90D	90D	90D	90D
16	Carlos Salcedo	90D	90D	90D	90D	90D	90D	90D	90D	90D	90D	90D	90D	90D	90D	90D	90D	90D	90D	90D	90D	90D	90D	90D	90D	90D	90D	90D	90D	90D	90D	90D	90D	90D	90D	90D	90D	90D	90D
17	Chris Wingert	90D	90D	90D	90D	90D	90D	90D	90D	90D	90D	90D	90D	90D	90D	90D	90D	90D	90D	90D	90D	90D	90D	90D	90D	90D	90D	90D	90D	90D	90D	90D	90D	90D	90D	90D	90D	90D	90D
18	Nick Rimando	90D	90D	90D	90D	90D	90D	90D	90D	90D	90D	90D	90D	90D	90D	90D	90D	90D	90D	90D	90D	90D	90D	90D	90D	90D	90D	90D	90D	90D	90D	90D	90D	90D	90D	90D	90D	90D	90D
19	Luke Mulholland	90D	90D	90D	90D	90D	90D	90D	90D	90D	90D	90D	90D	90D	90D	90D	90D	90D	90D	90D	90D	90D	90D	90D	90D	90D	90D	90D	90D	90D	90D	90D	90D	90D	90D	90D	90D	90D	90D
20	Ned Grabavoy	90D	90D	90D	90D	90D	90D	90D	90D	90D	90D	90D	90D	90D	90D	90D	90D	90D	90D	90D	90D	90D	90D	90D	90D	90D	90D	90D	90D	90D	90D	90D	90D	90D	90D	90D	90D	90D	90D
21	Luis Gil	90D	90D	90D	90D	90D	90D	90D	90D	90D	90D	90D	90D	90D	90D	90D	90D	90D	90D	90D	90D	90D	90D	90D	90D	90D	90D	90D	90D	90D	90D	90D	90D	90D	90D	90D	90D	90D	90D
22	Benji Lopez	90D	90D	90D	90D	90D	90D	90D	90D	90D	90D	90D	90D	90D	90D	90D	90D	90D	90D	90D	90D	90D	90D	90D	90D	90D	90D	90D	90D	90D	90D	90D	90D	90D	90D	90D	90D	90D	90D
23	Sebastian Jaime	90D	90D	90D	90D	90D	90D	90D	90D	90D	90D	90D	90D	90D	90D	90D	90D	90D	90D	90D	90D	90D	90D	90D	90D	90D	90D	90D	90D	90D	90D	90D	90D	90D	90D	90D	90D	90D	90D
24	Jeff Attinella	90D	90D	90D	90D	90D	90D	90D	90D	90D	90D	90D	90D	90D	90D	90D	90D	90D	90D	90D	90D	90D	90D	90D	90D	90D	90D	90D	90D	90D	90D	90D	90D	90D	90D	90D	90D	90D	90D
25	Rich Balchan	90D	90D	90D	90D	90D	90D	90D	90D	90D	90D	90D	90D	90D	90D	90D	90D	90D	90D	90D	90D	90D	90D	90D	90D	90D	90D	90D	90D	90D	90D	90D	90D	90D	90D	90D	90D	90D	90D
26	Sebastian Velasquez	90D	90D	90D	90D	90D	90D	90D	90D	90D	90D	90D	90D	90D	90D	90D	90D	90D	90D	90D	90D	90D	90D	90D	90D	90D	90D	90D	90D	90D	90D	90D	90D	90D	90D	90D	90D	90D	90D
27	John Stertzer	90D	90D	90D	90D	90D	90D	90D	90D	90D	90D	90D	90D	90D	90D	90D	90D	90D	90D	90D	90D	90D	90D	90D	90D	90D	90D	90D	90D	90D	90D	90D	90D	90D	90D	90D	90D	90D	90D
28	Chris Schuler	90D	90D	90D	90D	90D	90D	90D	90D	90D	90D	90D	90D	90D	90D	90D	90D	90D	90D	90D	90D	90D	90D	90D	90D	90D	90D	90D	90D	90D	90D	90D	90D	90D	90D	90D	90D	90D	90D
29	Abdoulie Mansally	90D	90D	90D	90D	90D	90D	90D	90D	90D	90D	90D	90D	90D	90D	90D	90D	90D	90D	90D	90D	90D	90D	90D	90D	90D	90D	90D	90D	90D	90D	90D	90D	90D	90D	90D	90D	90D	90D
49	Devon Sandoval	6	18	22	1	30	90F	65F	90F	18	13	90F	72F	58F	50F	10	90D	90D	90D	90D	90D	90D	90D	90D	90D	90D	90D	90D	90D	90D	90D	90D	90D	90D	90D	90D	90D	90D	90D

"00" = 100 minutes played
F/M/D/G = starting position

REAL SALT LAKE

REAL SALT LAKE – GAME-BY-GAME LOG

Game #	Date	Opponent	Result	Score	Goals
Game #1	03/08/2014	RSL 1 at LA 0	W	1-0	Plata 1 (Beckerman 1) 80
Game #2	03/15/2014	RSL 3 at ST 3	T	3-3	Beckerman 1 (Plata 1) 11; Plata 2 (Gil 1) 32; Mulholland 1 (unassisted) 49+
Game #3	03/22/2014	RSL 1 vs LA 1	T	1-1	Saborio 1 (Plata 2) 19
Game #4	03/29/2014	RSL 3 vs TOR 0	W	3-0	Saborio 2 (penalty kick) 11; Gil 1 (unassisted) 28; Saborio 3 (Morales 1, Beckerman 2) 55
Game #5	04/05/2014	RSL 0 at KC 0	T	0-0	
Game #6	04/12/2014	RSL 2 at PHI 2	T	2-2	Mulholland 2 (unassisted) 6; Beckerman 2 (Morales 2) 85
Game #7	04/19/2014	RSL 1 vs POR 0	W	1-0	Grabavoy 1 (Velasquez 1) 78
Game #8	04/26/2014	RSL 2 vs VAN 2	T	2-2	Plata 3 (Mulholland 1, Winger 1) 2; Saborio 4 (Grabavoy 1) 9
Game #9	05/03/2014	RSL 3 at CHI 2	W	3-2	Plata 4 (Morales 3) 72; Saborio 5 (Mansally 1) 90; Plata 5 (Saborio 1) 93+
Game #10	05/11/2014	RSL 5 at HOU 2	W	5-2	Morales 1 (Saborio 2) 1; Morales 2 (Grabavoy 2, Plata 3) 17; Saborio 6 (Mulholland 2) 32; Mulholland 3 (Morales 4) 78; Morales 3 (penalty kick) 89
Game #11	05/17/2014	RSL 2 vs COL 1	W	2-1	Plata 6 (Morales 5, Sandoval 1) 23; Morales 4 (penalty kick) 51
Game #12	05/24/2014	RSL 0 vs DAL 0	T	0-0	
Game #13	05/31/2014	RSL 0 at SEA 4	L	0-4	Gil 2 (unassisted) 56
Game #14	06/04/2014	RSL 1 at CLB 1	T	1-1	Mulholland 4 (unassisted) 23
Game #15	06/07/2014	RSL 1 vs POR 3	L	1-3	
Game #16	06/28/2014	RSL 0 at CHV 1	L	0-1	
Game #17	07/04/2014	RSL 2 vs NE 1	W	2-1	
Game #18	07/12/2014	RSL 0 at LA 1	L	0-1	
Game #19	07/19/2014	RSL 1 vs VAN 1	T	1-1	
Game #20	07/24/2014	RSL 3 vs MTL 1	W	3-1	Plata 8 (Beckerman 3, Mulholland 3) 81
Game #21	07/30/2014	RSL 1 vs NY 1	T	1-1	Mulholland 5 (Schuler 1) 3; Garcia 1 (Morales 6, Plata 4) 70; Garcia 2 (Morales 7) 93+
Game #22	08/02/2014	RSL 1 at COL 0	W	1-0	Plata 9 (Winger 2) 18
Game #23	08/09/2014	RSL 3 vs DC 0	W	3-0	Morales 6 (Winger 3) 14
Game #24	08/16/2014	RSL 2 vs SEA 1	W	2-1	Plata 10 (Mulholland 4) 11; Schuler 1 (Morales 8) 13; Schuler 2 (Morales 9) 24
Game #25	08/22/2014	RSL 1 at DAL 2	L	1-2	Plata 11 (Mulholland 5) 53; Mulholland 6 (Gil 2, Plata 5) 57
Game #26	08/30/2014	RSL 1 at ST 1	T	1-1	Garcia 3 (Velasquez 2) 91+
Game #27	09/06/2014	RSL 2 vs DAL 1	W	2-1	Morales 7 (penalty kick) 36
Game #28	09/12/2014	RSL 2 at SEA 3	L	2-3	Findley 1 (unassisted) 31; Saborio 7 (Morales 10) 77
Game #29	09/19/2014	RSL 5 vs COL 1	W	5-1	Morales 8 (Mulholland 6) 30; Plata 12 (Morales 11) 50
Game #30	09/27/2014	RSL 1 at VAN 2	L	1-2	Plata 13 (Grabavoy 3) 32; Morales 9 (unassisted) 33; Schuler 3 (unassisted) 37; own goal (Nasco) 45; Salcedo 1 (unassisted) 63
Game #31	10/05/2014	RSL 0 at CHV 1	L	0-1	Borchers 1 (Morales 12) 57
Game #32	10/11/2014	RSL 2 vs ST 0	W	2-0	Grabavoy 2 (unassisted) 24; Velasquez 1 (Mulholland 7) 28
Game #33	10/17/2014	RSL 0 at POR 0	T	0-0	
Game #34	10/22/2014	RSL 2 vs CHV 0	W	2-0	Saborio 8 (penalty kick) 36; Beckerman 3 (Plata 6) 74

REAL SALT LAKE – CUP COMPETITIONS – GAME-BY-GAME

#	Player	U.S. OPEN CUP	
		4R	ATL
1	Eduardo Fernandez		1-2
2	Tony Beltran	90D	
3	Kwame Watson-Siriboe		
4	Aaron Maund	90D	
5	Kyle Beckerman		
6	Nat Borchers		
7	Jordan Allen		
8	Joao Plata	27	
10	Robbie Findley	90F	
11	Javier Morales		
12	Cole Grossman	90M	
13	Olmes Garcia	12	
14	Justen Glad		
15	Alvaro Saborio		
16	Carlos Salcedo	90D	
17	Chris Wingert	90D	
18	Nick Rimando		
19	Luke Mulholland	90M	
20	Ned Grabavoy		
21	Luis Gil	63M	
22	Benji Lopez		
24	Jeff Attinella	90G	
25	Rich Balchan		
26	Sebastian Velasquez	27	
27	John Stertzer	78M	
28	Chris Schuler		
29	Abdoulle Mansally		
49	Devon Sandoval	63F	

U.S. OPEN CUP
4R 06/14/2014 RSL 1 at ATLANTA 2 L Findley (Mulholland) 10





SEATTLE SOUNDERS FC

2014 RECORD

	GP	W-L-T	PTS	GF	GA
Sounders	34	20-10-4	64	65	50

RECORD at CENTURYLINK FIELD

	GP	W-L-T	PTS	GF	GA
	17	12-4-1	37	31	16

RECORD on road

	GP	W-L-T	PTS	GF	GA
	17	8-6-3	27	34	34

RECORD at the half

	W	L	T
LEADING	11	1	0
TIED	6	1	3
TRAILING	3	8	1

RECORD with the first goal

	W	L	T
SCORING	14	1	3
CONCEDING	6	9	1

TEAM COMPARISONS

	FOR	AGAINST
GOALS SCORED	1.91 (2nd)	1.47 (9th)
TOTAL SHOTS	13.82 (5th)	12.97 (9th)
SHOTS ON GOAL	5.50 (2nd)	4.38 (14th)
SHOOTING ACCURACY	39.8% (1st)	33.8% (15th)
SCORING %AGE	13.8% (3rd)	11.34% (9th)
FOULS	13.32 (4th)	15.12 (2nd)
CORNER KICKS	4.88 (13th)	4.47 (14th)
OFFSIDE	1.85 (15th)	1.09 (19th)

GOALS SCORED IN GAME

GP	0	1	2	3	4+	TOT	AVG
34	5	10	9	3	7	65	1.91

GOALS ALLOWED IN GAME

GP	0	1	2	3	4+	TOT	AVG
34	9	9	11	2	3	50	1.47

GOALS BY INTERVALS

	TOT	0-15	16-30	31-45+	46-60	61-75	76-90+
FOR	65	6	7	14	8	15	15
AGAINST	50	11	7	10	12	5	5

WHERE THE GOALS COME FROM

	FOR	AGAINST
GOALS SCORED	65	50
MINUTES PER GOAL	47	61

HOW SCORED

RIGHT FOOT	27	27
LEFT FOOT	31	17
HEADERS	7	5
OTHER	0	1


TYPE OF PLAY

OPEN PLAY	34	30
CROSS	8	2
CORNER	6	3
REBOUND	2	5
PENALTIES	6	6
DIRECT FROM FREE KICK	2	0
FREE KICK (INDIRECT)	6	1
OWN GOALS	1	3

DISTANCE

INSIDE GOAL AREA	17	8
INSIDE PENALTY AREA	41	33
OUTSIDE PENALTY AREA	7	9

PRIMARY TEAM





SEATTLE SOUNDERS FC

No.	Player	Pos	Ht	Wt	Birthdate	Birthplace	2014				CAREER			
							GP	GS	G	A	GP	GS	G	A
1	Marcus Hahnemann	GK	6-3	220	06/15/1972	Seattle, WA	0	0	0	0	70	69	0	6
MLS Season: 4. Last club: Everton FC (England)														
2	Clint Dempsey	MF	6-1	170	03/09/1983	Nacogdoches, TX	26	23	15	10	106	99	41	24
Designated Player. MLS Season: 4. Last club: Tottenham Hotspur FC (England)														
3	Brad Evans	MF	6-1	170	04/20/1985	Phoenix, AZ	26	22	0	5	168	144	22	26
MLS Season: 8. Last club: Columbus Crew														
4	Jalil Anibaba	DF	6-0	185	10/19/1988	Fullerton, CA	16	14	0	1	112	107	4	6
MLS Season: 4. Last club: Chicago Fire														
5	Andy Rose	MF	6-2	170	02/13/1990	Melbourne, Australia	16	5	3	1	57	25	5	4
MLS Season: 3.														
6	Oswaldo Alonso	MF	5-11	155	11/11/1985	San Cristobal, Cuba	33	33	0	2	172	168	6	14
Designated Player. MLS Season: 6. Last club: Charleston Battery (USL)														
7	Tristan Bowen	FW	5-11	170	01/31/1991	Los Angeles, CA	2	0	0	0	50	28	4	6
Homegrown Player. MLS Season: 6. Last club: Chivas USA														
8	Gonzalo Pineda	MF	5-10	166	10/19/1982	Mexico City, Mexico	28	24	3	7	28	24	3	7
MLS Season: 1. Last club: Queretaro (Mexico)														
9	Obafemi Martins	FW	5-7	154	10/28/1984	Lagos, Nigeria	31	29	17	13	51	46	25	17
Designated Player. MLS Season: 2. Last club: Levante (Spain). International: Nigeria														
10	Marco Pappa	MF	5-10	155	11/15/1987	Guatemala City, Guatemala	29	24	6	5	141	125	32	21
MLS Season: 6. Last club: SC Heerenveen (Netherlands). International: Guatemala														
11	Aaron Kovar	MF	5-10	155	08/14/1993	Seattle, WA	3	0	0	0	3	0	0	0
Homegrown Player. MLS Season: 1.														
12	Leo Gonzalez	DF	6-1	174	11/21/1980	San Jose, Costa Rica	23	20	0	0	121	112	1	3
MLS Season: 6. Last club: Liberia Mia (Costa Rica). International: Costa Rica														
13	Sean Okoli	FW	6-1	182	02/03/1993	Seattle, WA	3	0	0	0	3	0	0	0
Homegrown Player. MLS Season: 1.														
14	Chad Marshall	DF	6-4	190	08/22/1984	Riverside, CA	31	31	1	3	284	281	17	13
MLS Season: 11. Last club: Columbus Crew														
15	Dylan Remick	DF	6-0	165	05/19/1991	Chicago, IL	13	8	0	0	14	8	0	0
MLS Season: 2. 2013 SuperDraft: Round 2, Pick 35 (Brown)														
17	DeAndre Yedlin	DF	5-8	160	07/09/1993	Seattle, WA	25	25	0	4	56	55	1	6
Homegrown Player. MLS Season: 2.														
18	Djimi Traore	DF	6-3	191	03/01/1980	Paris, France	15	13	0	0	42	38	1	0
MLS Season: 2. Last club: Marseille (France)														
19	Chad Barrett	FW	5-11	185	04/30/1985	San Diego, CA	26	8	7	1	237	153	51	30
MLS Season: 10. Last club: New England Revolution														
20	Zach Scott	DF	5-11	175	07/02/1980	Wailukur, HI	18	16	0	0	84	67	1	1
MLS Season: 6. Last club: Seattle Sounders (USL)														
23	Cam Weaver	FW	6-4	195	06/10/1983	Tacoma, WA	3	0	0	0	93	42	13	5
MLS Season: 6. Last club: Houston Dynamo.														
24	Stefan Frei	GK	6-3	195	04/20/1986	Altstaetten, Switzerland	34	34	0	0	116	116	0	2
MLS Season: 6. Last club: Toronto FC														
25	Aaron Long	MF	6-1	173	10/12/1992		0	0	0	0	0	0	0	0
MLS Season: 1.														
26	Onyekachi Apam	DF	5-9	185	12/30/1986	Aba, Nigeria	0	0	0	0	0	0	0	0
MLS Season: 1. Last club: Stade Rennes (France)														
27	Lamar Neagle	FW	5-11	165	05/07/1987	Tacoma, WA	32	27	9	9	108	74	24	17
MLS Season: 5. Last club: Montreal Impact														
29	Josh Ford	GK	6-0	180	11/06/1987	Liverpool, NY	0	0	0	0	0	0	0	0
MLS Season: 4. 2011 Supplemental Draft: Round 1, Pick 11 (Connecticut)														
31	Damion Lowe	DF	6-3	175	05/05/1993	Kingston, Jamaica	0	0	0	0	0	0	0	0
MLS Season: 1. 2014 SuperDraft: Round 1, Pick 8 (Hartford). Generation adidas.														
33	Kenny Cooper	FW	6-3	210	10/21/1984	Baltimore, MD	22	12	3	4	210	172	75	20
MLS Season: 8. Last club: FC Dallas														
42	Micheal Azira	MF	5-10	160	08/22/1987	Kampala, Uganda	14	6	0	0	14	6	0	0
MLS Season: 1. Last club: Charleston Battery (USL). International: Uganda														
49	Jimmy Ockford	DF	6-1	185	06/10/1992	Trenton, NJ	0	0	0	0	0	0	0	0
MLS Season: 1. Last club: New York Cosmos (NASL)														
77	Kevin Parsemain	FW	5-10	165	02/13/1988	Le Francois, Martinique	0	0	0	0	0	0	0	0
MLS Season: 1. Last club: Riviere-Pilote (Martinique)														

HEAD COACH : Sigi Schmid

03/20/1953

W207 L140 T105



SEATTLE SOUNDERS FC

SEATTLE SOUNDERS FC PLAYOFF HISTORY

vs. Team	No. of Series		GP	W-L-T	OT	ShO	GF	GA	Last Mtg.	Round	Series Result
	Series	W-L									
Colorado	1	1-0	1	1-0-0	0-0-0	0-0	2	0	2013	Wild Card	Won 1 games to 0
Los Angeles	2	0-2	4	1-3-0	0-0-0	0-0	3	7	2012	Semifinals	Lost Series Tie-Breaker
Real Salt Lake	2	1-1	4	2-1-1	0-0-0	0-0	3	3	2012	Quarterfinals	Won 1 games to 0
Houston	1	0-1	2	0-1-1	0-1-0	0-0	0	1	2009	Quarterfinals	Lost 1 games to 0
Portland	1	0-1	2	0-2-0	0-0-0	0-0	3	5	2013	Quarterfinals	Lost 2 games to 0
TOTALS	7	2-5	13	4-7-2	0-1-0	0-0	11	16			

SEATTLE SOUNDERS FC – ALL-TIME POSTSEASON RESULTS

DATE	OPPONENT	RESULT	ATT.	W-L-T	RD.	GOALS:
10/29/2009	Houston	T 0-0	35,807	0-0-1	QTR	
11/08/2009	at Houston	L 0-1 (OT)	27,465	0-1-1	QTR	HOU: Ching (96)
10/31/2010	Los Angeles	L 0-1	35,521	0-1-0	QTR	LA: Buddle (38)
11/07/2010	at Los Angeles	L 1-2	27,000	0-2-0	QTR	SEA: Zakuani (86); LA: Buddle (19) Gonzalez (27)
10/29/2011	at Real Salt Lake	L 0-3	17,067	0-1-0	QTR	RSL: Saborio (41,53) Grabavoy (88)
11/02/2011	Real Salt Lake	W 2-0	36,021	1-1-0	QTR	SEA: Alonso (56) Neagle (61)
11/02/2012	Real Salt Lake	T 0-0	34,941	0-0-1	QTR	
11/08/2012	at Real Salt Lake	W 1-0	19,657	1-0-1	QTR	SEA: Martinez (81)
11/11/2012	at Los Angeles	L 0-3	27,000	1-1-1	SEM	LA: Keane (46+,67) Magee (64)
11/18/2012	Los Angeles	W 2-1	44,575	2-1-1	SEM	SEA: Johnson (12) Scott (57); LA: Keane (68)
10/30/2013	Colorado	W 2-0	32,204	1-0-0	WC	SEA: Evans (28) Johnson (93+)
11/02/2013	Portland	L 1-2	38,507	1-1-0	QTR	SEA: Alonso (90); POR: R. Johnson (15) Nagbe (67)
11/07/2013	at Portland	L 2-3	20,674	1-2-0	QTR	SEA: Yedlin (74) Johnson (76); POR: W. Johnson (29) Valeri (44) Danso (47)

CAREER POSTSEASON STATISTICS FOR CURRENT SEATTLE SOUNDERS FC PLAYERS

UNF	POS	PLAYER	GP	GS	MIN	G	A	SHT	SOG	PKG	PKA	SKG	SKA	FC	FS	OFF	CK	C	E
6	M	Oswaldo Alonso	13	13	1194	2	0	18	6	1	1	0	0	18	17	1	2	4	1
4	D	Jalil Anibaba	1	1	75	0	0	1	0	0	0	0	0	2	2	0	0	0	0
19	F	Chad Barrett	11	6	529	1	0	13	7	0	0	0	0	4	2	1	0	1	0
7	F	Tristan Bowen	1	0	19	0	0	0	0	0	0	0	0	1	0	1	0	0	0
33	F	Kenny Cooper	6	5	448	0	1	7	5	0	1	0	0	16	9	0	0	0	0
2	F	Clint Dempsey	12	11	1100	1	3	30	10	0	0	0	1	32	24	3	10	1	0
3	M	Brad Evans	15	15	1311	2	2	20	8	0	0	0	0	13	15	0	1	3	0
12	D	Leo Gonzalez	8	8	744	0	0	4	0	0	0	0	0	21	8	0	0	1	0
14	D	Chad Marshall	11	11	1019	2	0	8	4	0	0	0	0	12	5	1	0	0	0
9	F	Obafemi Martins	1	0	41	0	0	0	0	0	0	0	0	0	1	0	1	0	0
27	M	Lamar Neagle	4	3	313	1	0	12	4	0	0	0	0	8	3	1	0	2	0
10	M	Marco Pappa	4	3	241	0	1	12	8	0	0	0	0	1	9	1	1	0	0
5	D	Andy Rose	3	0	40	0	0	0	0	0	0	0	0	2	1	0	0	0	0
20	D	Zach Scott	6	4	337	1	1	2	2	0	0	0	0	2	2	0	0	0	0
18	D	Djimi Traore	3	3	270	0	0	1	0	0	0	0	0	2	4	0	0	0	0
23	F	Cam Weaver	10	1	215	0	1	6	2	0	0	0	0	13	4	2	0	0	0
17	D	DeAndre Yedlin	2	2	135	1	1	1	1	0	0	0	0	5	2	0	0	0	0

UNF	POS	GOALKEEPER	GP	GS	MIN	SHTS	SV	GA	GAA	PKG	PKA	SKG	SKA	W	L	T	SO
1	GK	Marcus Hahnemann	9	8	723	27	37	9	1.12	2	2	3	6	4	4	0	2



SEATTLE SOUNDERS FC

ALL-TIME SEATTLE SOUNDERS FC POSTSEASON STATISTICS (4-7-2, 14 PTS.)

PLAYER	GP	GS	MIN	G	A
Eddie Johnson	6	5	475	3	0
Oswaldo Alonso	13	13	1194	2	0
Brad Evans	11	11	951	1	2
Zach Scott	6	4	337	1	1
DeAndre Yedlin	2	2	135	1	1
Mario Martinez	4	2	201	1	0
Lamar Neagle	4	3	313	1	0
Steve Zakuani	7	5	428	1	0
Fredy Montero	10	10	830	0	2
Clint Dempsey	3	3	270	0	1
Nate Jaqua	4	2	232	0	1
Shalrie Joseph	2	1	62	0	1
Christian Tiffert	4	4	318	0	1
Marc Burch	5	3	321	0	0
Alex Caskey	1	1	73	0	0
David Estrada	3	0	51	0	0
Alvaro Fernandez	4	2	152	0	0
Erik Friberg	2	1	120	0	0
Mike Fucito	3	1	129	0	0
Leo Gonzalez	8	8	744	0	0
Michael Gspurning	6	6	535	0	0
Marcus Hahnemann	2	1	93	0	0
Jhon Kennedy Hurtado	11	11	1020	0	0
Patrick Ianni	3	3	257	0	0
Adam Johansson	4	4	344	0	0
Kasey Keller	6	6	570	0	0
Sebastien Le Toux	2	0	38	0	0
Roger Levesque	4	0	162	0	0
Freddie Ljungberg	2	2	210	0	0
Tyrone Marshall	3	2	219	0	0
Obafemi Martins	1	0	41	0	0
Adam Moffat	3	3	224	0	0
Blaise Nkufo	2	2	180	0	0
Sanna Nyassi	3	2	135	0	0
Sammy Ochoa	3	2	134	0	0
Jeff Parke	7	7	605	0	0
James Riley	5	5	480	0	0
Mauro Rosales	4	1	157	0	0
Andy Rose	3	0	40	0	0
Nathan Sturgis	2	2	145	0	0
Djimi Traore	3	3	270	0	0
Team totals	13	13	1200	11	10
Opponent totals	13	13	1200	16	17

SOUNDERS FC INDIVIDUAL GOALKEEPING

GOALKEEPER	GP	GS	SV	GA	GAA	SO
Kasey Keller	6	6	23	7	1.11	2
Michael Gspurning	6	6	22	7	1.18	2
Marcus Hahnemann	2	1	3	2	1.94	0
Team totals	13	13	48	16	1.20	5
Opponent totals	13	13	46	11	0.83	6

SEATTLE SOUNDERS FC INDIVIDUAL HIGH GAMES (2014)

Goals				
3	Clint Dempsey	04/05/2014	at POR	T 4-4
Assists				
3	Brad Evans	09/03/2014	at CHV	W 4-2
Shots				
8	Clint Dempsey	04/05/2014	at POR	T 4-4
8	Clint Dempsey	09/27/2014	vs. CHV	W 4-2
Shots on Goal				
6	Obafemi Martins	04/26/2014	vs. COL	W 4-1
Fouls Committed				
5	Lamar Neagle	04/12/2014	at DAL	W 3-2
5	Clint Dempsey	05/03/2014	vs. PHI	W 2-1
5	Lamar Neagle	10/19/2014	at LA	T 2-2
Fouls Suffered				
7	Oswaldo Alonso	03/08/2014	vs. KC	W 1-0
7	Obafemi Martins	04/19/2014	at CHV	W 2-1
Offside				
3	Clint Dempsey	04/19/2014	at CHV	W 2-1
3	Chad Barrett	06/07/2014	at CHI	W 3-2
Saves				
7	Stefan Frei	07/28/2014	vs. LA	L 0-3
Shots Faced				
11	Stefan Frei	05/11/2014	at NE	L 0-5
Goals Allowed				
5	Stefan Frei	05/11/2014	at NE	L 0-5

TEAM HIGH GAMES (2014)

Goals				
4	7 times			
Assists				
6	04/05/2014	at POR	T 4-4	
6	08/24/2014	at POR	W 4-2	
6	09/03/2014	at CHV	W 4-2	
Shots				
24	08/20/2014	vs. SJ	T 1-1	
Shots on Goal				
13	04/26/2014	vs. COL	W 4-1	
Fouls Committed				
21	07/05/2014	at VAN	L 0-1	
Fouls Suffered				
26	04/19/2014	at CHV	W 2-1	
Corner Kicks				
10	09/12/2014	vs. RSL	W 3-2	
Offside				
5	04/19/2014	at CHV	W 2-1	
5	06/07/2014	at CHI	W 3-2	
Saves				
7	07/28/2014	vs. LA	L 0-3	
Shots Faced				
10	05/11/2014	at NE	L 0-5	
10	07/28/2014	vs. LA	L 0-3	
Goals Allowed				
5	05/11/2014	at NE	L 0-5	

TEAM LOW GAMES (2014)

Shots				
4	10/25/2014	vs. LA	W 2-0	
Shots on Goal				
1	07/05/2014	at VAN	L 0-1	
Fouls Committed				
7	04/19/2014	at CHV	W 2-1	
7	04/26/2014	vs. COL	W 4-1	
7	05/17/2014	vs. SJ	W 1-0	
7	10/05/2014	at COL	W 4-1	
Fouls Suffered				
4	05/17/2014	vs. SJ	W 1-0	
Corner Kicks				
1	10/19/2014	at LA	T 2-2	
Offside				
0	7 times			
Saves				
0	10/19/2014	at LA	T 2-2	
Shots Faced				
1	05/03/2014	vs. PHI	W 2-1	
1	05/17/2014	vs. SJ	W 1-0	
1	05/31/2014	vs. RSL	W 4-0	

SEATTLE SOUNDERS FC INDIVIDUAL POSTSEASON HIGH GAMES (2009-13)

Goals				
1	11 times			
Assists				
1	10 times			
Shots				
6	Clint Dempsey	11/02/2013	vs. POR	L 1-2
Shots on Goal				
3	Lamar Neagle	11/02/2011	vs. RSL	W 2-0
Fouls Committed				
5	Nate Jaqua	11/08/2009	at HOU	L 0-1
5	Lamar Neagle	10/30/2013	vs. COL	W 2-0
Fouls Suffered				
7	Freddie Ljungberg	11/08/2009	at HOU	L 0-1
Offside				
4	Eddie Johnson	11/18/2012	vs. LA	W 2-1
Saves				
9	Michael Gspurning	11/08/2012	at RSL	W 1-0
Shots Faced				
11	Kasey Keller	10/29/2011	at RSL	L 0-3
Goals Allowed				
3	Kasey Keller	10/29/2011	at RSL	L 0-3
3	Michael Gspurning	11/11/2012	at LA	L 0-3
3	Michael Gspurning	11/07/2013	at POR	L 2-3

TEAM POSTSEASON HIGH GAMES (2009-13)

Goals				
2	11/02/2011	vs. RSL	W 2-0	
2	11/18/2012	vs. LA	W 2-1	
2	10/30/2013	vs. COL	W 2-0	
2	11/07/2013	at POR	L 2-3	
Assists				
2	11/08/2012	at RSL	W 1-0	
2	11/18/2012	vs. LA	W 2-1	
2	11/02/2013	vs. POR	L 1-2	
Shots				
26	11/02/2011	vs. RSL	W 2-0	
Shots on Goal				
9	11/02/2011	vs. RSL	W 2-0	
Fouls Committed				
21	11/07/2013	at POR	L 2-3	
Fouls Suffered				
21	11/02/2013	vs. POR	L 1-2	
Corner Kicks				
11	11/02/2013	vs. POR	L 1-2	
Offside				
5	11/18/2012	vs. LA	W 2-1	
Saves				
9	11/08/2012	at RSL	W 1-0	
Shots Faced				
11	10/29/2011	at RSL	L 0-3	
Goals Allowed				
3	10/29/2011	at RSL	L 0-3	
3	11/11/2012	at LA	L 0-3	
3	11/07/2013	at POR	L 2-3	

TEAM POSTSEASON LOW GAMES (2009-13)

Shots				
7	11/11/2012	at LA	L 0-3	
Shots on Goal				
0	10/29/2011	at RSL	L 0-3	
Fouls Committed				
6	10/29/2009	vs. HOU	T 0-0	
Fouls Suffered				
10	11/08/2012	at RSL	W 1-0	
Corner Kicks				
3	11/11/2012	at LA	L 0-3	
Offside				
0	11/08/2009	at HOU	L 0-1	
0	11/07/2010	at LA	L 1-2	
0	10/29/2011	at RSL	L 0-3	
0	11/02/2011	vs. RSL	W 2-0	
Saves				
1	11/02/2011	vs. RSL	W 2-0	
1	11/18/2012	vs. LA	W 2-1	
Shots Faced				
1	11/02/2011	vs. RSL	W 2-0	

2014 SEATTLE SOUNDERS FC STATISTICS (20-10-4, 64 pts.)

UNF	POS	PLAYER	GP	GS	MIN	G	A	SHT	SOG	FC	FS	OFF	CK	C	E
9	F	Obafemi Martins	31	29	2600	17	13	77	36	25	67	11	4	4	2
2	M	Clint Dempsey	26	23	2132	15	10	113	47	34	52	12	3	4	0
27	F	Lamar Neagle	32	27	2248	9	9	49	28	41	46	14	5	3	0
19	F	Chad Barrett	26	8	867	7	1	30	14	19	6	9	0	2	0
10	M	Marco Pappa	29	24	1931	6	5	62	21	34	34	1	56	3	0
8	M	Gonzalo Pineda	28	24	2233	3	7	16	9	39	43	0	69	9	0
33	F	Kenny Cooper	22	12	989	3	4	29	9	18	17	8	0	1	0
5	M	Andy Rose	16	5	552	3	1	8	6	3	2	0	1	0	0
14	D	Chad Marshall	31	31	2790	1	3	14	4	20	36	1	0	1	0
3	M	Brad Evans	26	22	1896	0	5	8	2	28	24	1	24	4	0
17	D	DeAndre Yedlin	25	25	2220	0	4	7	2	45	25	0	1	4	0
6	M	Oswaldo Alonso	33	33	2952	0	2	33	4	45	58	0	0	7	0
4	D	Jalil Anibaba	16	14	1283	0	1	8	1	14	6	1	0	1	0
42	M	Micheal Azira	14	6	606	0	0	7	1	13	6	0	2	2	0
7	F	Tristan Bowen	2	0	60	0	0	3	1	1	1	0	1	0	0
16	M	*David Estrada	1	0	5	0	0	0	0	0	0	0	0	0	0
24	G	Stefan Frei	34	34	3060	0	0	0	0	0	4	0	0	1	0
12	D	Leo Gonzalez	23	20	1836	0	0	2	1	30	15	1	0	3	0
11	M	Aaron Kovar	3	0	25	0	0	0	0	0	1	0	0	0	0
13	F	Sean Okoli	3	0	19	0	0	0	0	0	1	0	0	0	0
15	D	Dylan Remick	13	8	693	0	0	1	0	4	4	1	0	0	0
20	D	Zach Scott	18	16	1389	0	0	2	0	26	14	2	0	6	0
18	D	Djimi Traore	15	13	1159	0	0	1	1	10	9	0	0	1	1
23	F	Cam Weaver	3	0	31	0	0	0	0	4	2	1	0	0	0
26	D	Onyekachi Apam	0	0	0	0	0	0	0	0	0	0	0	0	0
29	G	Josh Ford	0	0	0	0	0	0	0	0	0	0	0	0	0
1	G	Marcus Hahnemann	0	0	0	0	0	0	0	0	0	0	0	0	0
31	D	Damion Lowe	0	0	0	0	0	0	0	0	0	0	0	0	0
49	D	Jimmy Ockford	0	0	0	0	0	0	0	0	0	0	0	0	0
77	F	Kevin Parsemain	0	0	0	0	0	0	0	0	0	0	0	0	0
		Own-goals received				1									
		Team totals	34	34	3060	65	65	470	187	453	514	63	166	56	3
		Opponent totals	34	34	3060	50	32	441	149	514	453	37	152	68	4

GAME-WINNING GOALS: Clint Dempsey 5, Obafemi Martins 3, Chad Barrett 3, Andy Rose 2, Marco Pappa 2
Lamar Neagle 2, Gonzalo Pineda 1, Chad Marshall 1, Kenny Cooper 1

GAME-WINNING ASSISTS: Clint Dempsey 5, Gonzalo Pineda 4, Marco Pappa 4, Obafemi Martins 4
DeAndre Yedlin 1, Brad Evans 1, Kenny Cooper 1, Chad Barrett 1
Oswaldo Alonso 1

PENALTY KICK GOALS/ATTEMPTS: Gonzalo Pineda 3-3, Clint Dempsey 2-2, Obafemi Martins 1-1, Oswaldo Alonso 0-1

SEATTLE SOUNDERS FC INDIVIDUAL GOALKEEPING

UNF	POS	GOALKEEPER	GP	GS	MIN	SHTS	SV	GA	GAA	PG	PA	W	L	T	SO
24	G	Stefan Frei	34	34	3060	149	99	50	1.47	6	7	20	10	4	9
		Team totals	34	34	3060	149	99	50	1.47	6	7	20	10	4	9
		Opponent totals	34	34	3060	187	118	65	1.91	6	7	10	20	4	5

* = Played with other teams in 2014. Only Seattle Sounders FC statistics listed here.

SEATTLE SOUNDERS FC 2014 SCHEDULE

DAY	DATE	OPPONENT	RESULT	ATT.	W-L-T	POS.	PTS	NOTES:
Sat.	Mar. 8	Sporting KC	W 1-0	39,240	1-0-0	T1	3	SEA: Barrett (94+)
Sat.	Mar. 15	Toronto FC	L 1-2	38,441	1-1-0	T3	3	SEA: Dempsey (68); TOR: Defoe (17,24)
Sun.	Mar. 23	at Montreal	W 2-0	27,207	2-1-0	2	6	SEA: Neagle (8) Martins (58)
Sat.	Mar. 29	Columbus	L 1-2	38,469	2-2-0	4	6	SEA: Cooper (22); CLB: Higuain (59) Meram (94+)
Sat.	Apr. 5	at Portland	T 4-4	20,814	2-2-1	T4	7	SEA: Cooper (3) Dempsey (24,85,87); POR: Chara (9,55) Valeri (14) Urruti (57)
Sat.	Apr. 12	at FC Dallas	W 3-2	17,070	3-2-1	T2	10	SEA: Dempsey (22,85) own goal (75); DAL: Texeira (10) Michel (42)
Sat.	Apr. 19	at Chivas USA	W 2-1	7,499	4-2-1	T2	13	SEA: Neagle (24) Martins (81); CHV: Torres (5)
Sat.	Apr. 26	Colorado	W 4-1	38,582	5-2-1	T1	16	SEA: Neagle (46+) Dempsey (47,52) Martins (75); COL: Serna (62)
Sat.	May 3	Philadelphia	W 2-1	38,516	6-2-1	1	19	SEA: Martins (61) Marshall (84); PHI: own goal (13)
Wed.	May 7	FC Dallas	W 2-1	38,489	7-2-1	1	22	SEA: Neagle (62) Cooper (88); DAL: Michel (16)
Sun.	May 11	at New England	L 0-5	11,293	7-3-1	1	22	NE: Mullins (14) Fagundez (29,41) Bunbury (36) own goal (46)
Sat.	May 17	San Jose	W 1-0	49,746	8-3-1	1	25	SEA: Martins (8)
Sat.	May 24	at Vancouver	T 2-2	21,000	8-3-2	1	26	SEA: Barrett (36) Pineda (82); VAN: Hurtado (39) Koffie (66)
Sat.	May 31	Real Salt Lake	W 4-0	39,245	9-3-2	1	29	SEA: Pineda (42) Pappa (55) Barrett (62) Martins (90)
Sat.	June 7	at Chicago	W 3-2	16,416	10-3-2	1	32	SEA: Martins (31,38) Neagle (78); CHI: Shipp (41,82)
Sat.	June 28	at D.C. United	W 1-0	16,922	11-3-2	1	35	SEA: Barrett (39)
Sat.	July 5	at Vancouver	L 0-1	22,500	11-4-2	1	35	VAN: Fernandez (12)
Sun.	July 13	Portland	W 2-0	64,207	12-4-2	1	38	SEA: Dempsey (71) Pappa (86)
Mon.	July 28	Los Angeles	L 0-3	39,304	12-5-2	1	38	LA: Zardes (8) Donovan (18) Ishizaki (36)
Sat.	Aug. 2	at San Jose	L 0-1	48,765	12-6-2	1	38	SJ: Djalo (42)
Sun.	Aug. 10	Houston	W 2-0	50,276	13-6-2	1	41	SEA: Pappa (69) Pineda (75)
Sat.	Aug. 16	at Real Salt Lake	L 1-2	20,483	13-7-2	2	41	SEA: Barrett (72); RSL: Plata (53) Mulholland (57)
Wed.	Aug. 20	San Jose	T 1-1	38,909	13-7-3	T1	42	SEA: Barrett (46); SJ: Wondolowski (65)
Sun.	Aug. 24	at Portland	W 4-2	20,814	14-7-3	1	45	SEA: Martins (18,76) Dempsey (34) Barrett (70); POR: Adi (73,91+)
Sat.	Aug. 30	Colorado	W 1-0	38,934	15-7-3	1	48	SEA: Dempsey (52)
Wed.	Sept. 3	at Chivas USA	W 4-2	4,021	16-7-3	1	51	SEA: Martins (11,16) Rose (38,42); CHV: Delgado (51) Finley (60)
Fri.	Sept. 12	Real Salt Lake	W 3-2	38,976	17-7-3	1	54	SEA: Neagle (38) Martins (43) Rose (94+); RSL: Morales (30) Plata (50)
Sat.	Sept. 20	at New York	L 1-4	25,000	17-8-3	T1	54	SEA: Dempsey (62); NY: Wright-Phillips (0:30,54,56) Cahill (65)
Wed.	Sept. 24	at FC Dallas	L 1-3	14,601	17-9-3	T1	54	SEA: Neagle (58); DAL: Texeira (8,78) Perez (88)
Sat.	Sept. 27	Chivas USA	W 4-2	38,713	18-9-3	1	57	SEA: Martins (14,51) Neagle (37) Dempsey (46+); CHV: Torres (12) own goal (18)
Sun.	Oct. 5	at Colorado	W 4-1	17,609	19-9-3	T1	60	SEA: Dempsey (11) Martins (28,70) Pappa (33); COL: Brown (43)
Fri.	Oct. 10	Vancouver	L 0-1	55,765	19-10-3	T1	60	VAN: Manneh (45)
Sun.	Oct. 19	at Los Angeles	T 2-2	27,244	19-10-4	T1	61	SEA: Dempsey (69) Neagle (72); LA: Husidic (46+) Sarvas (50)
Sat.	Oct. 25	Los Angeles	W 2-0	57,673	20-10-4	1	64	SEA: Pappa (85,95+)

SEATTLE SOUNDERS FC

SEATTLE SOUNDERS FC – GAME-BY-GAME LOG

Game #	Date	Opponent	Result	Score	Seattle Goals	Seattle Assists
Game #1	03/08/2014	SEA 1 vs KC 0	W		Barrett 1 (Dempsey 1) 94+	
Game #2	03/15/2014	SEA 1 vs TOR 2	L		Dempsey 1 (Martins 1, Neagle 1) 68	
Game #3	03/23/2014	SEA 2 at MTL 0	W		Neagle 1 (Pineda 1) 8; Martins 1 (Cooper 1) 58	
Game #4	03/29/2014	SEA 1 vs CLB 2	L		Cooper 1 (Martins 2) 22	
Game #5	04/05/2014	SEA 4 at POR 4	T		Cooper 2 (Anibaba 1, Pineda 2) 3; Dempsey 2 (Martins 3, Alonso 1) 24; Dempsey 3 (Martins 4, Neagle 2) 85; Dempsey 4 (penalty kick) 87	
Game #6	04/12/2014	SEA 3 at DAL 2	W		Dempsey 5 (unassisted) 22; own goal (Keel) 75; Dempsey 6 (Barrett 1) 85	
Game #7	04/19/2014	SEA 2 at CHY 1	W		Neagle 2 (Marshall 1, Dempsey 2) 24; Martins 2 (Dempsey 3) 81	
Game #8	04/26/2014	SEA 4 vs COL 1	W		Neagle 3 (unassisted) 46+; Dempsey 7 (unassisted) 47; Dempsey 8 (Marshall 2, Pineda 3) 52; Martins 3 (Neagle 3) 75	
Game #9	05/03/2014	SEA 2 vs PHI 1	W		Martins 4 (Evans 1) 61; Marshall 1 (Pappa 1) 84	
Game #10	05/07/2014	SEA 2 vs DAL 1	W		Neagle 4 (Martins 5) 62; Cooper 3 (Martins 6) 88	
Game #11	05/11/2014	SEA 0 at NE 5	L			
Game #12	05/17/2014	SEA 1 vs ST 0	W		Martins 5 (Pineda 4) 8	
Game #13	05/24/2014	SEA 2 at VAN 2	T		Barrett 2 (Cooper 2) 36; Pineda 1 (penalty kick) 82	
Game #14	05/31/2014	SEA 4 vs RSL 0	W		Pineda 2 (penalty kick) 42; Pappa 1 (free kick) 55; Barrett 3 (Neagle 4) 62; Martins 6 (Cooper 3, Rose 1) 90	
Game #15	06/07/2014	SEA 3 at CHI 2	W		Martins 7 (unassisted) 31; Martins 8 (penalty kick) 38; Neagle 5 (Cooper 4, Pappa 2) 78	
Game #16	06/28/2014	SEA 1 at DC 0	W		Barrett 4 (Pineda 5) 39	
Game #17	07/05/2014	SEA 0 at VAN 1	L			
Game #18	07/13/2014	SEA 2 vs POR 0	W		Dempsey 9 (Pineda 6) 71; Pappa 2 (Neagle 5) 86	
Game #19	07/28/2014	SEA 0 vs LA 3	L			
Game #20	08/02/2014	SEA 0 at ST 1	L			
Game #21	08/10/2014	SEA 2 vs HOU 0	W		Pappa 3 (Dempsey 4) 69; Pineda 3 (penalty kick) 75	
Game #22	08/16/2014	SEA 1 at RSL 2	L		Barrett 5 (unassisted) 72	
Game #23	08/20/2014	SEA 1 vs ST 1	T		Barrett 6 (Martins 7) 46	
Game #24	08/24/2014	SEA 4 at POR 2	W		Martins 9 (Evans 2, Yedlin 1) 18; Dempsey 10 (Martins 8) 34; Barrett 7 (Dempsey 5, Martins 9) 70; Martins 10 (Pineda 7) 76	
Game #25	08/30/2014	SEA 1 vs COL 0	W		Dempsey 11 (Pappa 3) 52	
Game #26	09/03/2014	SEA 4 at CHY 2	W		Martins 11 (Marshall 3, Evans 3) 11; Martins 12 (Neagle 6, Dempsey 6) 16; Rose 1 (Evans 4) 38; Rose 2 (Evans 5) 42	
Game #27	09/12/2014	SEA 3 vs RSL 2	W		Neagle 6 (Yedlin 2) 38; Martins 13 (Dempsey 7) 43; Rose 3 (Yedlin 3, Alonso 2) 94+	
Game #28	09/20/2014	SEA 1 at NY 4	L		Dempsey 12 (Neagle 7) 62	
Game #29	09/24/2014	SEA 1 at DAL 3	L		Neagle 7 (Dempsey 8) 58	
Game #30	09/27/2014	SEA 4 vs CHV 2	W		Martins 14 (Pappa 4) 14; Neagle 8 (unassisted) 37; Dempsey 13 (Martins 10) 46+; Martins 15 (Neagle 8) 51	
Game #31	10/05/2014	SEA 4 at COL 1	W		Dempsey 14 (penalty kick) 11; Martins 16 (Pappa 5) 28; Pappa 4 (Dempsey 9) 33; Martins 17 (Neagle 9) 70	
Game #32	10/10/2014	SEA 0 vs VAN 1	L			
Game #33	10/19/2014	SEA 2 at LA 2	T		Dempsey 15 (Martins 11, Yedlin 4) 69; Neagle 9 (Martins 12) 72	
Game #34	10/25/2014	SEA 2 vs LA 0	W		Pappa 5 (Martins 13, Dempsey 10) 85; Pappa 6 (unassisted) 95+	

SEATTLE SOUNDERS FC - CUP COMPETITIONS - GAME-BY-GAME

#	Player	U.S. OPEN CUP					
		4R PSAE	5R ST	QF POR	SF CHI	F PHI	
1	Marcus Hahnemann	90G	120G				
2	Clint Dempsey					120F	
3	Brad Evans	63M	120D	120M	90D	94M	
4	Jalil Anibaba	90D	21	120D	90D		
5	Andy Rose				90M	120M	
6	Oswaldo Alonso			120M	64M	120M	
7	Tristan Bowen						
8	Gonzalo Pineda			120M	120M	26	
9	Obafemi Martins				16	60	
10	Marco Pappa			120M	56	85M	46
11	Aaron Kovar	90M					
12	Leo Gonzalez	88D	120D		5	120D	
13	Sean Okoli	90M					
14	Chad Marshall		120D		120D	120D	
15	Dylan Remick						
16	David Estrada						
17	DeAndre Yedlin	90D		90D	90D	120D	
18	Djimi Traore						
19	Chad Barrett	80F	42	64F	74F	60F	
20	Zach Scott	90D	120D	120D	90D	120D	
21	Fabio Pereira	27					
23	Cam Weaver	10	99F	79F			
24	Stefan Frei			120G	90G	120G	
27	Lamar Neagle	2	120M	120M	90M	74M	
29	Josh Ford						
31	Damion Lowe						
33	Kenny Cooper	90F	78F	41	90F		
42	Michael Azira	90M	120M	30	26		
49	Jimmy Ockford						
77	Kevin Parsemain						

U.S. OPEN CUP		SEA 5 vs PSACFLT		SEA 1 vs ST		SEA 3 vs POR		SEA 6 vs CHI		SEA 3 at PHI	
#	Player	4R	5R	QF	SF	F	4R	5R	QF	SF	F
4R		06/18/2014		06/24/2014		07/09/2014		08/13/2014		09/16/2014	
5R											
QF											
SF											
F											

Evans (penalty) 23; Scott (Kovar) 39; Cooper (Estrada) 45; Cooper (unassisted) 56; Okoli (Barrett) 84
 Cooper (Neagle) 26
 Alonso (Neagle) 69; Cooper (Pineda) 110; Pappa (unassisted) 115
 Barrett (Cooper) 6; Rose (Pappa) 33; Rose (Pappa) 58; Martins (Cooper) 79; Cooper (Yedlin) 82;
 Cooper (Martins) 84
 Barrett (unassisted) 47; Dempsey (Martins) 101; Martins (Gonzalez) 114



2014 RECORD

	GP	W-L-T	PTS	GF	GA
Whitecaps	34	12-8-14	50	42	40

RECORD at BC PLACE

	GP	W-L-T	PTS	GF	GA
	17	9-3-5	32	27	19

RECORD on road

	GP	W-L-T	PTS	GF	GA
	17	3-5-9	18	15	21

RECORD at the half

	W	L	T
LEADING	10	1	1
TIED	2	3	9
TRAILING	0	4	4

RECORD with the first goal

	W	L	T
SCORING	10	2	4
CONCEDING	2	6	4

TEAM COMPARISONS

	FOR	AGAINST
GOALS SCORED	1.24 (14th)	1.18 (4th)
TOTAL SHOTS	13.29 (9th)	13.08 (8th)
SHOTS ON GOAL	4.65 (10th)	4.12 (16th)
SHOOTING ACCURACY	34.9% (11th)	31.6% (19th)
SCORING %AGE	9.3% (15th)	9.0% (16th)
FOULS	12.76 (7th)	12.97 (8th)
CORNER KICKS	4.76 (14th)	4.56 (13th)
OFFSIDE	2.18 (11th)	1.44 (16th)

GOALS SCORED IN GAME

GP	0	1	2	3	4+	TOT	AVG
34	11	10	9	2	2	42	1.24

GOALS ALLOWED IN GAME

GP	0	1	2	3	4+	TOT	AVG
34	13	7	9	5	0	40	1.18

GOALS BY INTERVALS

	TOT	0-15	16-30	31-45+	46-60	61-75	76-90+
FOR	42	5	8	8	6	7	8
AGAINST	40	4	4	7	4	8	13

WHERE THE GOALS COME FROM

	FOR	AGAINST
GOALS SCORED	42	40
MINUTES PER GOAL	73	77

HOW SCORED

RIGHT FOOT	28	11
LEFT FOOT	8	19
HEADERS	6	10
OTHER	0	0

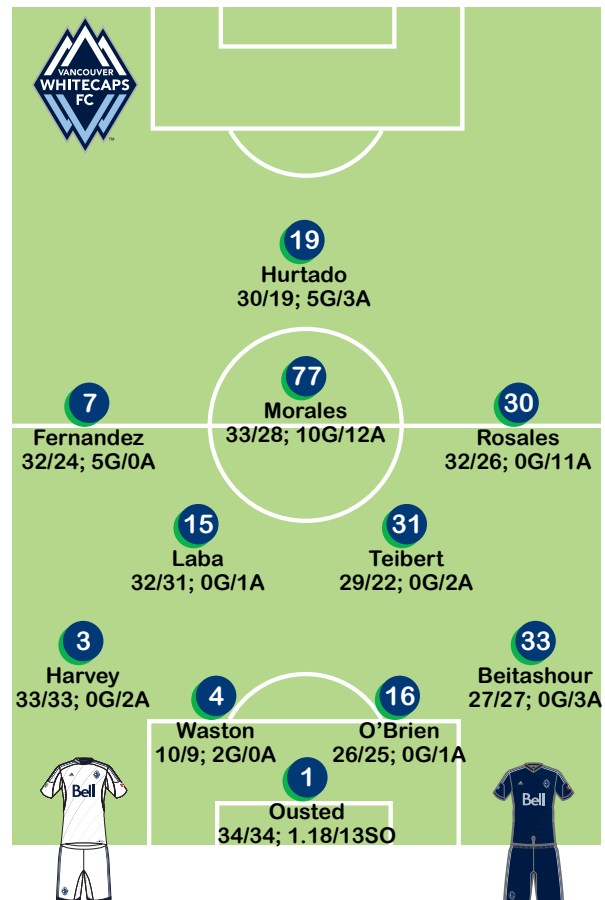
TYPE OF PLAY

OPEN PLAY	20	20
CROSS	5	10
CORNER	3	2
REBOUND	3	1
PENALTIES	10	5
DIRECT FROM FREE KICK	0	0
FREE KICK (INDIRECT)	0	2
OWN GOALS	1	0

DISTANCE

INSIDE GOAL AREA	5	6
INSIDE PENALTY AREA	27	27
OUTSIDE PENALTY AREA	10	7

PRIMARY TEAM



No.	Player	Pos	Ht	Wt	Birthdate	Birthplace	2014				CAREER			
							GP	GS	G	A	GP	GS	G	A
1	David Ousted	GK	6-4	195	02/01/1985	Greve, Denmark	34	34	0	1	47	47	0	1
MLS Season: 1. Last club: Randers FC (Denmark)														
2	Jordan Harvey	DF	5-11	170	01/28/1984	Mission Viejo, CA	33	33	2	0	188	175	8	13
MLS Season: 7. Last club: Philadelphia Union														
3	Sam Adekugbe	DF	5-9	165	01/16/1995	London, England	4	1	0	0	5	2	0	0
Homegrown Player. MLS Season: 2.														
4	Kendall Weston	DF	6-5	195	01/01/1988	San Jose, Costa Rica	10	9	2	0	10	9	2	0
MLS Season: 1. Last club: Deportivo Saprissa (Costa Rica). International: Costa Rica														
7	Sebastian Fernandez	FW	5-8	165	11/15/1989	Montevideo, Uruguay	32	24	5	0	32	24	5	0
MLS Season: 1. Last club: Universitario (Peru). International: Uruguay														
8	Mehdi Ballouchy	MF	5-11	170	04/06/1983	Casablanca, Morocco	9	3	0	0	194	143	13	24
MLS Season: 9. Last club: San Jose Earthquakes														
11	Darren Mattocks	FW	5-10	155	09/02/1990	Portmore, Jamaica	30	20	6	3	71	43	16	5
MLS Season: 3. 2012 SuperDraft: Round 1, Pick 2 (Akron). International: Jamaica														
15	Matias Laba	MF	5-9	155	12/11/1991	Villa Raffo, Argentina	32	31	0	1	48	47	1	1
Designated Player. MLS Season: 2. Last club: Toronto FC.														
16	Johnny Leveron	DF	5-11	165	02/07/1990	Yoro, Honduras	16	15	0	0	34	33	0	0
MLS Season: 2. Last club: CD Motagua (Honduras). International: Honduras														
17	Omar Salgado	FW	6-4	210	09/10/1993	El Paso, TX	8	2	0	0	29	12	1	2
MLS Season: 4. 2011 SuperDraft: Round 1, Pick 1. Generation adidas.														
19	Erik Hurtado	MF	5-10	180	11/15/1990	Fredricksburg, VA	30	19	5	3	45	23	5	5
MLS Season: 2. 2013 SuperDraft: Round 1, Pick 5 (Santa Clara).														
22	Christian Dean	DF	6-3	200	03/14/1993	East Palo Alto, TX	4	1	0	0	4	1	0	0
MLS Season: 1. 2014 SuperDraft: Round 1, Pick 3 (California). Generation adidas.														
23	Kekuta Manneh	FW	5-9	145	12/30/1994	Bakav, Gambia	29	13	4	2	49	19	10	4
MLS Season: 2. 2013 SuperDraft: Round 1, Pick 4 (Austin Aztex PDL). Generation adidas.														
24	Carlyle Mitchell	DF	6-2	175	08/08/1987	Arima, Trinidad & Tobago	8	8	1	0	28	26	1	2
MLS Season: 4. Last club: Joe Public (Trinidad & Tobago). International: Trinidad & Tobago														
25	Andre Lewis	MF	5-9	145	08/12/1994	Spanish Town, Jamaica	0	0	0	0	0	0	0	0
MLS Season: 1. Last club: Portmore United FC (Jamaica)														
27	Ethen Sampson	DF	5-10	165	12/28/1993	Mitchell's Plain, South Afri	2	2	0	0	2	2	0	0
Homegrown Player. MLS Season: 1.														
28	Gershon Koffie	MF	6-0	175	08/25/1991	Koforidua, Ghana	21	17	1	1	105	94	8	6
MLS Season: 4. International: Ghana.														
29	Nicolas Mezquida	MF	5-7	150	01/21/1992	Paysandu, Uruguay	14	4	2	0	14	4	2	0
MLS Season: 1. Last club: CA Fenix (Peru)														
30	Mauro Rosales	MF	5-8	165	02/24/1981	Villa Marina, Cordoba, Argen	32	26	0	11	118	99	12	45
Designated Player. MLS Season: 4. Last club: Seattle Sounders FC. International: Argentina														
31	Russell Teibert	FW	5-8	150	12/22/1992	Niagara Falls, Ontario, Cana	29	22	0	2	68	47	2	11
Homegrown Player. MLS Season: 4. International: Canada. Generation adidas.														
33	Steven Beitashour	DF	5-10	170	02/01/1987	San Jose, CA	27	27	0	3	114	113	2	19
MLS Season: 5. Last club: San Jose Earthquakes. International: Iran														
34	Caleb Clarke	FW	6-1	165	06/23/1993	Richmond, B.C., Canada	0	0	0	0	2	0	0	0
Homegrown Player. MLS Season: 3.														
36	Bryce Alderson	MF	5-10	170	02/05/1994	Kitchener, Ontario, Canada	0	0	0	0	0	0	0	0
Homegrown Player. MLS Season: 4. Generation adidas.														
38	Kianz Froese	MF	5-9	170	04/16/1996	Havana, Cuba	1	0	0	0	1	0	0	0
Homegrown Player. MLS Season: 1.														
40	Andy O'Brien	DF	6-3	205	06/29/1979	Harrogate, England	26	25	0	1	50	48	0	1
MLS Season: 3. Last club: Leeds United (England). International: Ireland														
44	Marco Carducci	GK	6-1	185	09/24/1996	Calgary, Alberta, Canada	0	0	0	0	0	0	0	0
Homegrown Player. MLS Season: 1.														
45	Mamadou Diouf	FW	6-1	170	09/15/1990	Dakar, Senegal	0	0	0	0	0	0	0	0
MLS Season: 1. 2014 SuperDraft: Round 2, Pick 30 (Connecticut).														
70	Paolo Tornaghi	GK	6-4	185	06/21/1988	Garbagnate Milanese, Italy	0	0	0	0	9	9	0	0
MLS Season: 3. Last club: Chicago Fire														
77	Pedro Morales	MF	5-11	170	05/25/1985	Hualpen, Chile	33	28	10	12	33	28	10	12
Designated Player. MLS Season: 3. Last club: Malaga CF (Spain).														

HEAD COACH : Carl Robinson
10/13/1976
W12 L8 T14



VANCOUVER WHITECAPS FC

VANCOUVER WHITECAPS FC PLAYOFF HISTORY

vs. Team	No. of Series		GP	W-L-T	OT	ShO	GF	GA	Last		Series Result
	Series	W-L							Mtg.	Round	
Los Angeles	1	0-1	1	0-1-0	0-0-0	0-0	1	2	2012	Wild Card	Lost 1 games to 0
TOTALS	1	0-1	1	0-1-0	0-0-0	0-0	1	2			

VANCOUVER WHITECAPS FC - ALL-TIME POSTSEASON RESULTS

DATE	OPPONENT	RESULT	ATT.	W-L-T	RD.	NOTES:
11/01/2012	at Los Angeles	L 1-2	14,703	0-1-0	WC	VAN: Mattocks (3); LA: Magee (69) Donovan (73)

CAREER POSTSEASON STATISTICS FOR CURRENT VANCOUVER WHITECAPS FC PLAYERS

UNF	POS	PLAYER	GP	GS	MIN	G	A	SHT	SOG	PKG	PKA	SKG	SKA	FC	FS	OFF	CK	C	E
8	M	Mehdi Ballouchy	5	2	223	0	1	7	3	0	0	0	0	3	2	1	1	1	0
33	D	Steven Beitashour	2	2	163	0	0	0	0	0	0	0	0	0	4	0	0	0	0
2	D	Jordan Harvey	1	1	90	0	0	0	0	0	0	0	0	0	2	1	0	0	0
28	M	Gershon Koffie	1	1	90	0	0	1	0	0	0	0	0	2	0	0	0	0	0
11	F	Darren Mattocks	1	1	59	1	0	1	1	0	0	0	0	0	2	1	0	0	0
40	F	Andy O'Brien	1	1	90	0	0	0	0	0	0	0	0	1	1	0	0	0	0
30	M	Mauro Rosales	4	1	157	0	0	2	0	0	0	0	0	3	7	0	13	0	0



VANCOUVER WHITECAPS FC

ALL-TIME VANCOUVER WHITECAPS FC POSTSEASON STATISTICS (0-1-0, 0 PTS.)

PLAYER	GP	GS	MIN	G	A
Darren Mattocks	1	1	59	1	0
Matt Watson	1	1	80	0	1
Martin Bonjour	1	0	20	0	0
Jay DeMerit	1	1	70	0	0
Jordan Harvey	1	1	90	0	0
Brad Knighton	1	1	90	0	0
Gershon Koffie	1	1	90	0	0
Lee Young-Pyo	1	1	90	0	0
Kenny Miller	1	0	31	0	0
Andy O'Brien	1	1	90	0	0
Dane Richards	1	0	10	0	0
Barry Robson	1	1	90	0	0
Alain Rochat	1	1	90	0	0
John Thorrington	1	1	90	0	0
Team totals	1	1	90	1	1
Opponent totals	1	1	90	2	2

WHITECAPS FC INDIVIDUAL GOALKEEPING

GOALKEEPER	GP	GS	SV	GA	GAA	SO
Brad Knighton	1	1	5	2	2.00	0
Team totals	1	1	5	2	2.00	0
Opponent totals	1	1	3	1	1.00	0



VANCOUVER WHITECAPS FC

VANCOUVER WHITECAPS FC INDIVIDUAL HIGH GAMES (2014)

Goals
2 5 times

Assists

2 Pedro Morales 06/01/2014 at POR W 4-3
2 Mauro Rosales 10/04/2014 vs. DAL W 2-0

Shots
12 Pedro Morales 07/27/2014 vs. DAL T 2-2

Shots on Goal
5 Pedro Morales 07/27/2014 vs. DAL T 2-2

Fouls Committed
6 Nigel Reo-Coker 06/28/2014 at COL L 0-2

Fouls Suffered
7 Sebastian Fernandez 07/05/2014 vs. SEA W 1-0
7 Gershon Koffie 08/10/2014 vs. KC W 2-0

Offside
4 Kekuta Manneh 04/12/2014 at LA L 0-1
4 Sebastian Fernandez 08/10/2014 vs. KC W 2-0

Saves
5 5 times

Shots Faced
8 David Ousted 06/01/2014 at POR W 4-3
8 David Ousted 06/07/2014 at PHI T 3-3

Goals Allowed
3 5 times

TEAM HIGH GAMES (2014)

Goals
4 03/08/2014 vs. NY W 4-1
4 06/01/2014 at POR W 4-3

Assists
3 5 times

Shots
30 07/27/2014 vs. DAL T 2-2

Shots on Goal
11 06/01/2014 at POR W 4-3

Fouls Committed
22 07/16/2014 at TOR T 1-1

Fouls Suffered
25 08/10/2014 vs. KC W 2-0

Corner Kicks
11 04/26/2014 at RSL T 2-2

Offside
8 03/16/2014 at CHV T 1-1

Saves
5 5 times

Shots Faced
9 06/07/2014 at PHI T 3-3

Goals Allowed
3 5 times

TEAM LOW GAMES (2014)

Shots
6 06/07/2014 at PHI T 3-3
6 08/23/2014 at LA L 0-2
6 10/10/2014 at SEA W 1-0

Shots on Goal
1 06/28/2014 at COL L 0-2
1 07/19/2014 at RSL T 1-1
1 10/18/2014 at SJ T 0-0

Fouls Committed
7 04/12/2014 at LA L 0-1
7 07/12/2014 vs. CHV L 1-3
7 08/16/2014 at CHV T 0-0

Fouls Suffered
7 04/12/2014 at LA L 0-1
7 07/12/2014 vs. CHV L 1-3

Corner Kicks
0 03/16/2014 at CHV T 1-1
0 07/05/2014 vs. SEA W 1-0

Offside
0 7 times

Saves
0 05/24/2014 vs. SEA T 2-2
0 07/12/2014 vs. CHV L 1-3

Shots Faced
1 07/05/2014 vs. SEA W 1-0
1 09/10/2014 vs. SJ W 2-0

VANCOUVER WHITECAPS FC INDIVIDUAL POSTSEASON HIGH GAMES (2012)

Goals
1 Darren Mattocks 11/01/2012 at LA L 1-2

Assists
1 Matt Watson 11/01/2012 at LA L 1-2

Shots
3 Barry Robson 11/01/2012 at LA L 1-2

Shots on Goal
1 Darren Mattocks 11/01/2012 at LA L 1-2
1 Barry Robson 11/01/2012 at LA L 1-2
1 John Thorrington 11/01/2012 at LA L 1-2
1 Matt Watson 11/01/2012 at LA L 1-2

Fouls Committed
2 Martin Bonjour 11/01/2012 at LA L 1-2
2 Gershon Koffie 11/01/2012 at LA L 1-2
2 Kenny Miller 11/01/2012 at LA L 1-2
2 Barry Robson 11/01/2012 at LA L 1-2

Fouls Suffered
3 Barry Robson 11/01/2012 at LA L 1-2

Offside
2 Barry Robson 11/01/2012 at LA L 1-2

Saves
5 Brad Knighton 11/01/2012 at LA L 1-2

Shots Faced
7 Brad Knighton 11/01/2012 at LA L 1-2

Goals Allowed
2 Brad Knighton 11/01/2012 at LA L 1-2

TEAM POSTSEASON HIGH GAMES (2012)

Goals
1 11/01/2012 at LA L 1-2

Assists
1 11/01/2012 at LA L 1-2

Shots
9 11/01/2012 at LA L 1-2

Shots on Goal
4 11/01/2012 at LA L 1-2

Fouls Committed
11 11/01/2012 at LA L 1-2

Fouls Suffered
12 11/01/2012 at LA L 1-2

Offside
5 11/01/2012 at LA L 1-2

Saves
5 11/01/2012 at LA L 1-2

Shots Faced
7 11/01/2012 at LA L 1-2

Goals Allowed
2 11/01/2012 at LA L 1-2

TEAM POSTSEASON LOW GAMES (2012)

Shots
9 11/01/2012 at LA L 1-2

Shots on Goal
4 11/01/2012 at LA L 1-2

Fouls Committed
11 11/01/2012 at LA L 1-2

Fouls Suffered
12 11/01/2012 at LA L 1-2

Corner Kicks
0 11/01/2012 at LA L 1-2

Offside
5 11/01/2012 at LA L 1-2

Saves
5 11/01/2012 at LA L 1-2

Shots Faced
7 11/01/2012 at LA L 1-2

2014 VANCOUVER WHITECAPS FC STATISTICS (12-8-14, 50 pts.)

UNF	POS	PLAYER	GP	GS	MIN	G	A	SHT	SOG	FC	FS	OFF	CK	C	E
77	M	Pedro Morales	33	28	2554	10	12	105	39	19	29	2	109	4	0
11	F	Darren Mattocks	30	20	1801	6	3	54	23	24	33	15	5	2	0
19	M	Erik Hurtado	30	19	1806	5	3	55	22	31	21	19	0	1	0
7	F	Sebastian Fernandez	32	24	1968	5	0	54	17	22	64	9	6	6	0
23	F	Kekuta Manneh	29	13	1199	4	2	54	22	13	22	14	1	2	0
9	F	Kenny Miller	9	7	637	3	1	15	7	10	8	6	1	0	0
2	D	Jordan Harvey	33	33	2939	2	0	17	4	33	26	4	0	6	1
29	M	Nicolas Mezquida	14	4	418	2	0	11	5	11	6	1	8	0	0
4	D	Kendall Waston	10	9	821	2	0	12	2	18	9	0	0	5	0
28	M	Gershon Koffie	21	17	1541	1	1	20	5	36	38	0	0	4	0
24	D	Carlyle Mitchell	8	8	720	1	0	5	2	7	3	0	0	2	0
30	M	Mauro Rosales (TOT)	32	26	2366	0	11	28	7	32	73	2	79	5	0
30	M	Mauro Rosales (VAN)	11	10	809	0	3	7	3	12	25	0	10	1	0
33	D	Steven Beitashour	27	27	2371	0	3	3	0	24	33	1	0	3	0
20	M	*Nigel Reo-Coker	12	8	697	0	2	2	0	19	7	0	0	3	0
31	F	Russell Teibert	29	22	1970	0	2	15	1	28	16	0	21	4	0
15	M	Matias Laba	32	31	2738	0	1	8	1	61	39	0	0	8	1
40	D	Andy O'Brien	26	25	2258	0	1	2	1	25	6	1	0	3	0
1	G	David Ousted	34	34	3060	0	1	0	0	1	6	0	0	1	0
3	D	Sam Adegugbe	4	1	193	0	0	0	0	3	3	0	0	1	0
8	M	Mehdi Ballouchy	9	3	297	0	0	1	0	4	5	0	1	1	0
22	D	Christian Dean	4	1	123	0	0	0	0	0	0	0	0	0	0
6	D	Jay DeMerit	11	11	924	0	0	2	0	9	3	0	0	0	0
38	M	Kianz Froese	1	0	45	0	0	0	0	2	1	0	0	0	0
16	D	Johnny Leveron	16	15	1394	0	0	5	2	15	5	1	0	2	1
17	F	Omar Salgado	8	2	198	0	0	4	2	3	9	1	0	0	0
27	D	Ethen Sampson	2	2	144	0	0	1	0	4	3	0	0	0	0
36	M	Bryce Alderson	0	0	0	0	0	0	0	0	0	0	0	0	0
44	G	Marco Carducci	0	0	0	0	0	0	0	0	0	0	0	0	0
34	F	Caleb Clarke	0	0	0	0	0	0	0	0	0	0	0	0	0
45	F	Mamadou Diouf	0	0	0	0	0	0	0	0	0	0	0	0	0
25	M	Andre Lewis	0	0	0	0	0	0	0	0	0	0	0	0	0
70	G	Paolo Tornaghi	0	0	0	0	0	0	0	0	0	0	0	0	0
		Own-goals received				1									
		Team totals	34	34	3060	42	35	452	158	434	441	74	162	59	3
		Opponent totals	34	34	3060	40	40	443	140	441	434	49	155	52	1

GAME-WINNING GOALS: Pedro Morales 3, Sebastian Fernandez 3, Kendall Waston 1, Kenny Miller 1
Kekuta Manneh 1, Erik Hurtado 1, Jordan Harvey 1

GAME-WINNING ASSISTS: Pedro Morales 4, Kekuta Manneh 2, Mauro Rosales 1, David Ousted 1
Darren Mattocks 1, Erik Hurtado 1, Steven Beitashour 1

PENALTY KICK GOALS/ATTEMPTS: Pedro Morales 7-8, Kenny Miller 2-2, Darren Mattocks 1-2

VANCOUVER WHITECAPS FC INDIVIDUAL GOALKEEPING

UNF	POS	GOALKEEPER	GP	GS	MIN	SHTS	SV	GA	GAA	PG	PA	W	L	T	SO
1	G	David Ousted	34	34	3060	140	96	40	1.18	5	5	12	8	14	13
		Team totals	34	34	3060	140	96	40	1.18	5	5	12	8	14	13
		Opponent totals	34	34	3060	158	114	42	1.24	10	12	8	12	14	11

* = Played with other teams in 2014. Only Vancouver Whitecaps FC statistics listed here.



VANCOUVER WHITECAPS FC

VANCOUVER WHITECAPS FC 2014 SCHEDULE

DAY	DATE	OPPONENT	RESULT	ATT.	W-L-T	POS.	PTS	NOTES:
Sat.	Mar. 8	New York	W 4-1	21,000	1-0-0	T1	3	VAN: Miller (34,77) Fernandez (49) Morales (89); NY: Wright-Phillips (91+)
Sun.	Mar. 16	at Chivas USA	T 1-1	6,684	1-0-1	T1	4	VAN: Manneh (81); CHV: Torres (45)
Sat.	Mar. 22	at New England	T 0-0	13,103	1-0-2	T2	5	
Sat.	Mar. 29	Houston	W 2-1	21,000	2-0-2	T2	8	VAN: Harvey (14) Miller (58); HOU: Clark (75)
Sat.	Apr. 5	Colorado	L 1-2	21,000	2-1-2	3	8	VAN: Mattocks (67); COL: Martin (79,81)
Sat.	Apr. 12	at Los Angeles	L 0-1	20,847	2-2-2	5	8	LA: Keane (47)
Sat.	Apr. 19	Los Angeles	T 2-2	21,000	2-2-3	5	9	VAN: Mattocks (67) Manneh (86); LA: Ishizaki (38) Keane (77)
Sat.	Apr. 26	at Real Salt Lake	T 2-2	19,661	2-2-4	5	10	VAN: Mezquida (86) Fernandez (94+); RSL: Plata (2) Saborio (9)
Sat.	May 3	San Jose	W 3-2	21,000	3-2-4	5	13	VAN: Manneh (10) Morales (19,20); SJ: Wondolowski (45,91+)
Sat.	May 10	at Columbus	W 1-0	14,495	4-2-4	T3	16	VAN: Hurtado (37)
Sat.	May 24	Seattle	T 2-2	21,000	4-2-5	5	17	VAN: Hurtado (39) Koffie (66); SEA: Barrett (36) Pineda (82)
Sun.	June 1	at Portland	W 4-3	20,814	5-2-5	4	20	VAN: Morales (16,26) Hurtado (49+) Harvey (49); POR: Urruti (3) Fernandez (77) Johnson (86)
Sat.	June 7	at Philadelphia	T 3-3	18,843	5-2-6	T4	21	VAN: Hurtado (18) Mezquida (41) Morales (81); PHI: Casey (63,71) Le Toux (68)
Wed.	June 25	Montreal	T 0-0	21,000	5-2-7	T3	22	
Sat.	June 28	at Colorado	L 0-2	14,978	5-3-7	T4	22	COL: Powers (20) Sanchez (36)
Sat.	July 5	Seattle	W 1-0	22,500	6-3-7	5	25	VAN: Fernandez (12)
Sat.	July 12	Chivas USA	L 1-3	19,383	6-4-7	5	25	VAN: Mitchell (27); CHV: Pelletieri (47) Torres (81) Barrera (94+)
Wed.	July 16	at Toronto FC	T 1-1	22,591	6-4-8	T5	26	VAN: Mattocks (50); TOR: Defoe (64)
Sat.	July 19	at Real Salt Lake	T 1-1	20,265	6-4-9	T4	27	VAN: Mattocks (73); RSL: Plata (81)
Sun.	July 27	FC Dallas	T 2-2	21,000	6-4-10	5	28	VAN: Mattocks (11) Morales (53); DAL: Perez (29) Michel (39)
Wed.	July 30	at Chicago	T 0-0	13,532	6-4-11	6	29	
Sun.	Aug. 10	Sporting KC	W 2-0	20,183	7-4-11	5	32	VAN: own goal (17) Mattocks (39)
Sat.	Aug. 16	at Chivas USA	T 0-0	4,215	7-4-12	5	33	
Sat.	Aug. 23	at Los Angeles	L 0-2	21,637	7-5-12	5	33	LA: Donovan (4) Sarvas (32)
Sat.	Aug. 30	Portland	L 0-3	21,000	7-6-12	6	33	POR: Powell (51) Urruti (75) Wallace (79)
Sat.	Sept. 6	D.C. United	T 0-0	18,116	7-6-13	T5	34	
Wed.	Sept. 10	San Jose	W 2-0	17,183	8-6-13	5	37	VAN: Morales (39) Waston (56)
Sat.	Sept. 13	at FC Dallas	L 1-2	16,792	8-7-13	5	37	VAN: Hurtado (67); DAL: Perez (20,78)
Sat.	Sept. 20	at Portland	L 0-3	20,814	8-8-13	6	37	POR: Valeri (28) Adi (66,69)
Sat.	Sept. 27	Real Salt Lake	W 2-1	19,395	9-8-13	5	40	VAN: Morales (62,78); RSL: Borchers (57)
Sat.	Oct. 4	FC Dallas	W 2-0	20,183	10-8-13	5	43	VAN: Fernandez (14,18)
Fri.	Oct. 10	at Seattle	W 1-0	55,765	11-8-13	5	46	VAN: Manneh (45)
Sat.	Oct. 18	at San Jose	T 0-0	10,525	11-8-14	5	47	
Sat.	Oct. 25	Colorado	W 1-0	21,000	12-8-14	5	50	VAN: Waston (70)

VANCOUVER WHITECAPS FC

VANCOUVER WHITECAPS FC - GAME-BY-GAME

#	Player	1	2	3	4	5	6	7	8	9	10	11	12	13	14	15	16	17	18	19	20	21	22	23	24	25	26	27	28	29	30	31	32	33	34
1	David Ousted	NY	CHV	NE	HOU	COL	LA	LA	RSL	ST	CLB	SEA	FOR	PHI	MTL	COL	SEA	CHV	TOR	RSL	DAL	CHI	KC	CHV	LA	FOR	DC	ST	DAL	FOR	RSL	DAL	SEA	ST	COL
2	Jordan Harvey	4-1	1-1	0-0	2-1	1-2	0-1	2-2	2-2	3-2	1-0	2-2	4-3	3-3	0-0	0-2	1-0	1-3	1-1	1-1	2-2	0-0	2-0	0-0	0-2	0-3	0-0	2-0	1-2	0-3	2-1	2-0	1-0	0-0	1-0
3	Sam Adekunle	90G	90G	90G	90G	90G	90G	90G	90G	90G	90G	90G	90G	90G	90G	90G	90G	90G	90G	90G	90G	90G	90G	90G	90G	90G	90G	90G	90G	90G	90G	90G	90G	90G	90G
4	Kendall Waston	90D	90D	90D	90D	90D	90D	90D	90D	90D	90D	90D	90D	90D	90D	90D	90D	90D	90D	90D	90D	90D	90D	90D	90D	90D	90D	90D	90D	90D	90D	90D	90D	90D	90D
6	Jay Demerit	90D	90D	90D	90D	90D	90D	90D	90D	90D	90D	90D	90D	90D	90D	90D	90D	90D	90D	90D	90D	90D	90D	90D	90D	90D	90D	90D	90D	90D	90D	90D	90D	90D	90D
7	Sebastian Fernandez	73M	74M	45M	25	33	70M	29	69M	90M	71M	78M	24	28	45M	86M	71M	1	78M	89M	58M	82M	90M	45M	14	68F	90F	90F	76M	77M	90M	1	19	90M	
8	Mehdi Ballouchy	83M	90M	90M	90F	74F	20	90F	67M	33	24	16	75M	45	22	90F	90F	90F	90F	90F	90F	90F	90F	45F	90F	30	90F	1	62F	14	22	23	26	66F	
9	Kenny Miller	65F	90F	90F	65F	90F	90F	90F	30F	90M	90M	90M	89M	90M	74M	90M	70M	90M	90M	27	90M	90M	90M	90M	90M	90M	90M	90M	90M	90M	90M	90M	90M	90M	90M
11	Darren Matlocks	90M	90M	90M	90M	77M	90M	90M	90M	90M	90M	90M	90M	90M	90D	90D	90D	90D	90D	90D	90D	90D	90D	90D	90D	90D	90D	90D	90D	90D	90D	90D	90D	90D	90D
15	Mattias Laha	90D	90D	90D	90D	90D	90D	90D	90D	90D	90D	90D	90D	90D	90D	90D	90D	90D	90D	90D	90D	90D	90D	90D	90D	90D	90D	90D	90D	90D	90D	90D	90D	90D	90D
16	Johanny Leveron	90D	90D	90D	90D	90D	90D	90D	90D	90D	90D	90D	90D	90D	90D	90D	90D	90D	90D	90D	90D	90D	90D	90D	90D	90D	90D	90D	90D	90D	90D	90D	90D	90D	90D
17	Omar Salgado	16	16	1	20	25	29	60	74F	90F	66F	90F	87F	90F	90F	90F	90F	89F	25	68M	77M	68M	45	24	76F	89F	28	76F	68F	67F	90F	64F	24	90D	
19	Erik Hurtado	90M	60M	70M	13	30	23	14	16	77F	45	61M	57M	90M	79M	45M	62M	68M	68M	8	22	13	29	79M	60M	22	9	25	13	8	45M	90M	34	90D	
20	Nigel Reo-Coker	7	13	7	30	23	14	16	77F	45	61M	57M	90M	79M	45M	62M	68M	68M	8	22	13	29	79M	60M	22	9	25	13	8	45M	90M	34	90D	90D	
22	Christian Dean	90M	90M	90M	90M	90M	90M	90M	90M	90M	90M	90M	90M	90M	90M	90M	90M	90M	90M	90M	90M	90M	90M	90M	90M	90M	90M	90M	90M	90M	90M	90M	90M	90M	90M
23	Kekuta Manneh	90M	90M	90M	90M	90M	90M	90M	90M	90M	90M	90M	90M	90M	90M	90M	90M	90M	90M	90M	90M	90M	90M	90M	90M	90M	90M	90M	90M	90M	90M	90M	90M	90M	90M
24	Carlyle Mitchell	90M	90M	90M	90M	90M	90M	90M	90M	90M	90M	90M	90M	90M	90M	90M	90M	90M	90M	90M	90M	90M	90M	90M	90M	90M	90M	90M	90M	90M	90M	90M	90M	90M	90M
25	Andre Lewis	90M	90M	90M	90M	90M	90M	90M	90M	90M	90M	90M	90M	90M	90M	90M	90M	90M	90M	90M	90M	90M	90M	90M	90M	90M	90M	90M	90M	90M	90M	90M	90M	90M	90M
26	Aminu Abdallah	90M	90M	90M	90M	90M	90M	90M	90M	90M	90M	90M	90M	90M	90M	90M	90M	90M	90M	90M	90M	90M	90M	90M	90M	90M	90M	90M	90M	90M	90M	90M	90M	90M	90M
27	Ehzen Sampson	90M	90M	90M	90M	90M	90M	90M	90M	90M	90M	90M	90M	90M	90M	90M	90M	90M	90M	90M	90M	90M	90M	90M	90M	90M	90M	90M	90M	90M	90M	90M	90M	90M	90M
28	Gershon Koffie	90M	90M	90M	90M	90M	90M	90M	90M	90M	90M	90M	90M	90M	90M	90M	90M	90M	90M	90M	90M	90M	90M	90M	90M	90M	90M	90M	90M	90M	90M	90M	90M	90M	90M
29	Nicolas Mezquida	17	20	76M	57M	90M	90M	90M	90M	90M	90M	90M	90M	90M	90M	90M	90M	90M	90M	90M	90M	90M	90M	90M	90M	90M	90M	90M	90M	90M	90M	90M	90M	90M	90M
30	Mauro Rosales	90M	90M	90M	90M	90M	90M	90M	90M	90M	90M	90M	90M	90M	90M	90M	90M	90M	90M	90M	90M	90M	90M	90M	90M	90M	90M	90M	90M	90M	90M	90M	90M	90M	90M
31	Russell Teibert	90D	90D	90D	90D	90D	90D	90D	90D	90D	90D	90D	90D	90D	90D	90D	90D	90D	90D	90D	90D	90D	90D	90D	90D	90D	90D	90D	90D	90D	90D	90D	90D	90D	90D
33	Steven Bellashour	90D	90D	90D	90D	90D	90D	90D	90D	90D	90D	90D	90D	90D	90D	90D	90D	90D	90D	90D	90D	90D	90D	90D	90D	90D	90D	90D	90D	90D	90D	90D	90D	90D	90D
34	Caleb Clarke	90D	90D	90D	90D	90D	90D	90D	90D	90D	90D	90D	90D	90D	90D	90D	90D	90D	90D	90D	90D	90D	90D	90D	90D	90D	90D	90D	90D	90D	90D	90D	90D	90D	90D
36	Bryce Alderson	90D	90D	90D	90D	90D	90D	90D	90D	90D	90D	90D	90D	90D	90D	90D	90D	90D	90D	90D	90D	90D	90D	90D	90D	90D	90D	90D	90D	90D	90D	90D	90D	90D	90D
38	Klantz Froese	90D	90D	90D	90D	90D	90D	90D	90D	90D	90D	90D	90D	90D	90D	90D	90D	90D	90D	90D	90D	90D	90D	90D	90D	90D	90D	90D	90D	90D	90D	90D	90D	90D	90D
40	Andy O'Brien	90D	90D	90D	90D	90D	90D	90D	90D	90D	90D	90D	90D	90D	90D	90D	90D	90D	90D	90D	90D	90D	90D	90D	90D	90D	90D	90D	90D	90D	90D	90D	90D	90D	90D
44	Marco Carducci	90D	90D	90D	90D	90D	90D	90D	90D	90D	90D	90D	90D	90D	90D	90D	90D	90D	90D	90D	90D	90D	90D	90D	90D	90D	90D	90D	90D	90D	90D	90D	90D	90D	90D
45	Mamadou Diouf	90D	90D	90D	90D	90D	90D	90D	90D	90D	90D	90D	90D	90D	90D	90D	90D	90D	90D	90D	90D	90D	90D	90D	90D	90D	90D	90D	90D	90D	90D	90D	90D	90D	90D
70	Paolo Tornaghi	25	90M	45	87M	90M	70M	65M	90M	82M	90M	90M	90M	90M	90M	90M	90M	90M	90M	90M	90M	90M	90M	90M	90M	90M	90M	90M	90M	90M	90M	90M	90M	90M	90M
77	Pedro Morales	90M	90M	90M	90M	90M	90M	90M	90M	90M	90M	90M	90M	90M	90M	90M	90M	90M	90M	90M	90M	90M	90M	90M	90M	90M	90M	90M	90M	90M	90M	90M	90M	90M	90M

"00" = 100 minutes played
F/M/D/G = starting position

Mauro Rosales played 1557 minutes for CHV

VANCOUVER WHITECAPS FC

VANCOUVER WHITECAPS FC – GAME-BY-GAME LOG

Game #	Date	Opponent	Score	Goals	Assists
Game #1	03/08/2014	VAN 4 vs NY 1	W	Miller 1 (penalty kick) 34; Fernandez 1 (Mattocks 1) 49; Miller 2 (Morales 1) 77; Morales 1 (Reo-Coker 1) 89	
Game #2	03/16/2014	VAN 1 at CHV 1	T	Manneh 1 (Mattocks 2) 81	
Game #3	03/22/2014	VAN 0 at NE 0	T		
Game #4	03/29/2014	VAN 2 vs HOU 1	W	Harvey 1 (O'Brien 1, Morales 2) 14; Miller 3 (penalty kick) 58	
Game #5	04/05/2014	VAN 1 vs COL 2	L	Mattocks 1 (Miller 1) 67	
Game #6	04/12/2014	VAN 0 at LA 1	L		
Game #7	04/19/2014	VAN 2 vs LA 2	T	Mattocks 2 (Hurtado 1, Beltashour 1) 67; Manneh 2 (Mattocks 3) 86	
Game #8	04/26/2014	VAN 2 at RSL 2	T	Mezquida 1 (unassisted) 86; Fernandez 2 (Beltashour 2) 94+	
Game #9	05/03/2014	VAN 3 vs ST 2	W	Manneh 3 (unassisted) 10; Morales 2 (penalty kick) 19; Morales 3 (Manneh 1) 20	
Game #10	05/10/2014	VAN 1 at CLB 0	W	Hurtado 1 (Ousted 1) 37	
Game #11	05/24/2014	VAN 2 vs SEA 2	T	Hurtado 2 (Morales 3) 39; Koffie 1 (unassisted) 66	
Game #12	06/01/2014	VAN 4 at POR 3	W	Morales 4 (penalty kick) 16; Morales 5 (penalty kick) 26; Hurtado 3 (Morales 4, Laba 1) 49+; Harvey 2 (Morales 5) 49	
Game #13	06/07/2014	VAN 3 at PHI 3	T	Hurtado 4 (Reo-Coker 2, Teibert 1) 18; Mezquida 2 (Hurtado 2) 41; Morales 6 (penalty kick) 81	
Game #14	06/25/2014	VAN 0 vs MTL 0	T		
Game #15	06/28/2014	VAN 0 at COL 2	L		
Game #16	07/05/2014	VAN 1 vs SEA 0	W	Fernandez 3 (Morales 6) 12	
Game #17	07/12/2014	VAN 1 vs CHV 3	L	Mitchell 1 (Morales 7) 27	
Game #18	07/16/2014	VAN 1 at TOR 1	T	Mattocks 3 (Teibert 2, Morales 8) 50	
Game #19	07/19/2014	VAN 1 at RSL 1	T	Mattocks 4 (penalty kick) 73	
Game #20	07/27/2014	VAN 2 vs DAL 2	T	Mattocks 5 (Koffie 1) 11; Morales 7 (penalty kick) 53	
Game #21	07/30/2014	VAN 0 at CHI 0	T		
Game #22	08/10/2014	VAN 2 vs KC 0	W	own goal (Juliao) 17; Mattocks 6 (Morales 9) 39	
Game #23	08/16/2014	VAN 0 at CHV 0	T		
Game #24	08/23/2014	VAN 0 at LA 2	L		
Game #25	08/30/2014	VAN 0 vs POR 3	L		
Game #26	09/06/2014	VAN 0 vs DC 0	T		
Game #27	09/10/2014	VAN 2 vs ST 0	W		
Game #28	09/13/2014	VAN 1 at DAL 2	L	Morales 8 (penalty kick) 39; Waston 1 (Morales 10) 56	
Game #29	09/20/2014	VAN 0 at POR 3	L	Hurtado 5 (Rosales 9) 67	
Game #30	09/27/2014	VAN 2 vs RSL 1	W	Morales 9 (penalty kick) 62; Morales 10 (Beltashour 3, Manneh 2) 78	
Game #31	10/04/2014	VAN 2 vs DAL 0	W	Fernandez 4 (Rosales 10, Hurtado 3) 14; Fernandez 5 (Rosales 11) 18	
Game #32	10/10/2014	VAN 1 at SEA 0	W	Manneh 4 (Morales 11) 45	
Game #33	10/18/2014	VAN 0 at ST 0	T		
Game #34	10/25/2014	VAN 1 vs COL 0	W	Waston 2 (Morales 12) 70	

VANCOUVER WHITECAPS FC

VANCOUVER WHITECAPS FC – CUP COMPETITIONS – GAME-BY-GAME

#	Player	CANADIAN CHAMPIONSHIP	
		SF1	SF2
1	David Ousted	TOR	TOR
2	Jordan Harvey	1-2	2-1
3	Sam Adekunle		
6	Jay Demerit		
7	Sebastian Fernandez	13	38
8	Mehdi Ballouchy		
11	Darren Matlocks		
15	Matias Laba		53
16	Johnny Leveron	90D	120D
17	Omar Salgado	26	49
19	Erik Hurtado	77F	120F
20	Nigel Reo-Coker	90D	120D
22	Christian Dean	90D	82D
23	Kekuta Manneh	13	120F
24	Carlyle Mitchell	90D	120D
25	Andre Lewis		
26	Aminu Abdallah		
27	Flehen Sampson		
28	Gershon Koffie		
29	Nicolas Mezquida	90F	71M
31	Russell Teibert	90M	120D
32	Marco Bustos	64F	
33	Steven Belashour		
34	Caleb Clarke		
36	Bryce Alderson	90M	67M
38	Kianz Froese	77M	
40	Andy O'Brien		
44	Marco Carducci	90G	120G
45	Mamadou Diouf		
70	Paolo Tornaghi		
77	Pedro Morales	120M	

CANADIAN CHAMPIONSHIP
 SF1 05/07/2014 VAN 1 at TOR 2 L
 SF1 05/14/2014 VAN 2 vs TOR 1 W (3-5 pens)
 Manneh (unassisted) 92+
 Hurtado (Morales) 43; Morales (penalty kick) 86



ALL-TIME MLS CUP PLAYOFFS STATISTICS

Updated through Saturday, December 7, 2013

	----- OVERALL -----							---- HOME ----					---- ROAD ----				
	GP	W	L	T	PTS	GF	GA	W	L	T	GF	GA	W	L	T	GF	GA
LA Galaxy	64	39	19	6	123	107	71	27	7	2	76	33	12	12	4	31	38
D.C. United	40	25	10	5	80	63	48	13	3	5	41	23	11	7	1	22	25
Chicago Fire	43	21	15	7	70	61	41	17	3	3	43	15	4	13	3	18	26
KC Wizards-Sporting KC	42	17	18	7	58	56	55	15	4	3	38	18	2	14	4	18	37
Houston Dynamo	28	14	8	6	48	39	27	9	1	2	23	8	5	7	4	16	19
New England Revolution	36	13	15	8	47	37	43	11	4	5	25	14	3	10	3	12	29
Columbus Crew	35	14	16	5	47	49	53	10	6	1	33	21	5	11	3	16	32
Colorado Rapids	35	11	18	6	39	33	51	7	6	3	12	14	5	13	2	12	14
FC Dallas	34	11	18	5	38	45	62	8	7	3	31	29	3	11	2	14	33
San Jose Clash/Earthquake	24	12	11	1	37	37	32	6	3	1	21	11	6	8	0	16	21
MetroStars-N.Y. Red Bulls	36	10	19	7	37	41	54	5	8	2	15	18	5	11	5	26	36
Real Salt Lake	19	7	6	6	27	22	19	5	2	1	12	5	2	4	5	10	14
Seattle Sounders FC	13	4	7	2	14	11	16	3	2	2	7	4	1	5	0	4	12
Miami Fusion	10	3	7	0	9	6	13	3	3	0	5	2	0	4	0	1	11
Portland Timbers	4	2	2	0	6	7	8	1	1	0	3	3	1	1	0	4	5
Chivas USA	8	1	4	3	6	6	10	1	0	3	6	5	0	4	0	0	5
Tampa Bay Mutiny	11	2	9	0	6	12	23	1	5	0	7	10	1	4	0	5	13
Vancouver Whitecaps FC	1	0	1	0	0	1	2	0	0	0	0	0	0	1	0	1	2
Philadelphia Union	2	0	2	0	0	1	3	0	1	0	1	2	0	1	0	0	1
Montreal Impact	1	0	1	0	0	0	3	0	0	0	0	0	0	1	0	0	3

GOALS

PLAYER	TEAM	GP	GOALS
Landon Donovan	LA*	36	22
Carlos Ruiz	DC*	17	16
Roy Lassiter	DC*	21	13
Jaime Moreno	DC*	32	12
Ante Razov	CHV*	35	11
Brian McBride	CHI*	28	10
Preki	KC*	26	10
Taylor Twellman	NE	21	10
Brian Ching	HOU*	26	8
Raul Diaz Arce	COL*	12	8
Stern John	CLB	10	8
Mike Magee	CHI*	20	8

ASSISTS

PLAYER	TEAM	GP	ASTS
Mauricio Cienfuegos	LA	35	14
Marco Etcheverry	DC	23	13
Cobi Jones	LA	45	13
Landon Donovan	LA*	36	12
Jaime Moreno	DC*	32	10
Peter Nowak	CHI	20	10
Ante Razov	CHV*	35	10
Brad Davis	HOU*	27	9
Javier Morales	RSL	18	9
Brian Mullan	COL*	36	9
Andy Williams	RSL*	23	9

GAME-WINNING GOALS

PLAYER	TEAM	GP	GWG
Landon Donovan	LA*	36	9
Jaime Moreno	DC*	32	5
Brian McBride	CHI*	28	4
Carlos Ruiz	DC*	17	4
Taylor Twellman	NE	21	4
9 players tied with 3			

GAME-WINNING ASSISTS

PLAYER	TEAM	GP	GWA
Marco Etcheverry	DC	23	5
Cobi Jones	LA	45	5
Brian Mullan	COL*	36	5
David Beckham	LA	17	4
Landon Donovan	LA*	36	4
Javier Morales	RSL	18	4
Jaime Moreno	DC*	32	4
8 players tied with 3			

GAMES PLAYED

PLAYER	TEAM	GP
Kevin Hartman	NY*	49
Cobi Jones	LA	45
Diego Gutierrez	CHI*	40
Jeff Agoos	NY*	39
Chris Armas	CHI*	37
Dema Kovalenko	LA*	37
Jesse Marsch	CHV*	37
Landon Donovan	LA*	36
Brian Mullan	COL*	36
4 players tied with 35		

GAMES STARTED

PLAYER	TEAM	GS
Kevin Hartman	NY*	49
Cobi Jones	LA	43
Jeff Agoos	NY*	39
Chris Armas	CHI*	37
Jesse Marsch	CHV*	37
Landon Donovan	LA*	36
C.J. Brown	CHI	35
Dema Kovalenko	LA*	35
Zach Thornton	CHV*	35
Mauricio Cienfuegos	LA	34
Diego Gutierrez	CHI*	34
Steve Ralston	NE*	34

MINUTES PLAYED

PLAYER	TEAM	MIN
Kevin Hartman	NY*	4522
Cobi Jones	LA	3938
Jeff Agoos	NY*	3557
Chris Armas	CHI*	3383
Landon Donovan	LA*	3382
Diego Gutierrez	CHI*	3270
Jesse Marsch	CHV*	3228
C.J. Brown	CHI	3221
Zach Thornton	CHV*	3193
Steve Ralston	NE*	3164

SHOTS

PLAYER	TEAM	GP	SHOTS
Landon Donovan	LA*	36	103
Ante Razov	CHV*	35	95
Jaime Moreno	DC*	32	73
Brian McBride	CHI*	28	71
Cobi Jones	LA	45	66
Carlos Ruiz	DC*	17	65
Preki	KC*	26	63
Taylor Twellman	NE	21	61
Clint Mathis	LA*	28	60
Mark Chung	SJ*	26	58

SHOTS ON GOAL

PLAYER	TEAM	GP	SOG
Landon Donovan	LA*	36	50
Ante Razov	CHV*	35	38
Carlos Ruiz	DC*	17	33
Jaime Moreno	DC*	32	32
Preki	KC*	26	32
Brian McBride	CHI*	28	31
Roy Lassiter	DC*	21	30
Taylor Twellman	NE	21	30
Cobi Jones	LA	45	29
Clint Mathis	LA*	28	29

HAT TRICKS

PLAYER	TEAM	GP	HATS
Raul Diaz Arce	COL*	12	1
Stern John	CLB	10	1

MULTI-GOAL GAMES

PLAYER	TEAM	GP	GAMES
Landon Donovan	LA*	36	4
Roy Lassiter	DC*	21	4
Carlos Ruiz	DC*	17	4
Paul Bravo	COL*	15	2
Will Bruin	HOU	13	2
Carlos Hermosillo	LA	9	2
Stern John	CLB	10	2
Robbie Keane	LA	12	2
Brian McBride	CHI*	28	2
Jaime Moreno	DC*	32	2
Ante Razov	CHV*	35	2

PENALTY KICK GOALS

PLAYER	TEAM	GP	GAMES
Landon Donovan	LA*	36	6
Greg Vanney	LA*	32	3
Robbie Keane	LA	12	2
Lubos Kubik	DAL*	9	2
Jorge Rodriguez	DAL	18	2

24 players tied with 1

CONSECUTIVE GAMES WITH GOALS

#	PLAYER	TM	START	STOP
6	Carlos Ruiz	PHI	10/02/2002	11/09/2003

CONSECUTIVE GAMES WITH ASSISTS

#	PLAYER	TM	START	STOP
5	David Beckham	LA	10/30/2011	11/01/2012

CONSECUTIVE GAMES WITH A GOAL/ASSIST

#	PLAYER	TM	START	STOP
8	Carlos Ruiz	PHI	09/25/2002	11/09/2003

FOULS COMMITTED

PLAYER	TEAM	GP	FC
Diego Gutierrez	CHI*	40	92
Chris Armas	CHI*	37	74
Dema Kovalenko	LA*	37	72
Pablo Mastroeni	LA*	27	67
Chris Henderson	NY*	31	65
Jay Heaps	NE*	30	64
Ante Razov	CHV*	35	63
Jesse Marsch	CHV*	37	59
Jaime Moreno	DC*	32	58
C.J. Brown	CHI	35	55
Ricardo Clark	HOU*	23	55

FOULS SUFFERED

PLAYER	TEAM	GP	FS
Cobi Jones	LA	45	113
Jaime Moreno	DC*	32	102
Landon Donovan	LA*	36	88
Taylor Twellman	NE	21	70
Mauricio Cienfuegos	LA	35	68
Mark Chung	SJ*	26	65
Oscar Pareja	DAL*	17	64
Carlos Ruiz	DC*	17	64
Jeff Agoos	NY*	39	62
Dema Kovalenko	LA*	37	61

OFFSIDES

PLAYER	TEAM	GP	OFF
Ante Razov	CHV*	35	40
Carlos Ruiz	DC*	17	33
Luis Hernandez	LA	10	23
Raul Diaz Arce	COL*	12	22
Chris Henderson	NY*	31	22
Roy Lassiter	DC*	21	22
Brian Ching	HOU*	26	21
Taylor Twellman	NE	21	20
Adolfo Valencia	NY	8	20
Eddie Johnson	SEA*	12	19

CORNER KICKS

PLAYER	TEAM	GP	CK
Marco Etcheverry	DC	23	119
Brad Davis	HOU*	27	92
Cobi Jones	LA	45	83
Steve Ralston	NE*	34	75
David Beckham	LA	17	68
Richard Mulrooney	HOU*	19	64
Chris Henderson	NY*	31	61
Landon Donovan	LA*	36	55
Javier Morales	RSL	18	54
Andy Williams	RSL*	23	48

CAUTIONS (YELLOW)

PLAYER	TEAM	GP	CAUT
Dema Kovalenko	LA*	37	15
Diego Gutierrez	CHI*	40	12
Kyle Beckerman	RSL*	29	10
Pablo Mastroeni	LA*	27	10
Daniel Hernandez	DAL*	23	9
Jesse Marsch	CHV*	37	9
Brian Mullan	COL*	36	9
Robert Warzycha	CLB	17	9

5 players tied with 8

EJECTIONS (RED CARDS)

PLAYER	TEAM	GP	EJECT
Rafa Marquez	NY	6	2
Diego Serna	COL*	7	2

55 players tied with 1

GOALKEEPING LEADERS

PLAYER	TEAM	GP	MIN	SHTS	SVS	GA	GAA	W-L-T	SHO
Adin Brown	POR*	10	954	66	59	7	0.66	4-3-3	5
Jon Conway	CHI*	4	360	16	13	3	0.75	0-2-2	1
Josh Saunders	RSL*	11	954	38	30	8	0.75	8-2-1	3
Jimmy Nielsen	KC	10	960	24	15	9	0.84	5-3-2	4
Jeff Cassar	DAL*	5	405	17	13	4	0.89	0-4-0	2
Tally Hall	HOU	15	1380	65	51	14	0.91	8-4-3	5
Jon Busch	SJ*	18	1670	88	71	17	0.92	6-7-5	6
Matt Pickens	COL*	12	1170	61	49	12	0.92	6-5-1	5
Matt Reis	NE*	22	2090	125	103	22	0.95	10-7-5	8
Jorge Campos	CHI*	6	544	31	25	6	0.99	2-2-0	1

Minimum: 300 minutes played

GOALKEEPER WINS

PLAYER	TEAM	GP	WON
Kevin Hartman	NY*	49	24
Zach Thornton	CHV*	35	17
Nick Rimando	RSL*	31	13
Pat Onstad	DC*	21	10
Tom Presthus	CLB*	15	10
Matt Reis	NE*	22	10
Tony Meola	NY*	23	9
Tally Hall	HOU	15	8
Josh Saunders	RSL*	11	8
Joe Cannon	VAN*	18	7

SAVES

PLAYER	TEAM	GP	SVS
Kevin Hartman	NY*	49	175
Zach Thornton	CHV*	35	122
Nick Rimando	RSL*	31	110
Matt Reis	NE*	22	103
Tony Meola	NY*	23	96
Jon Busch	SJ*	18	71
Joe Cannon	VAN*	18	64
Adin Brown	POR*	10	59
Pat Onstad	DC*	21	58
Tally Hall	HOU	15	51

GOALKEEPER LOSSES

PLAYER	TEAM	GP	LOST
Kevin Hartman	NY*	49	17
Zach Thornton	CHV*	35	13
Tony Meola	NY*	23	11
Nick Rimando	RSL*	31	10
Joe Cannon	VAN*	18	8
Jon Busch	SJ*	18	7
Mark Dodd	DAL	12	7
Matt Jordan	COL*	12	7
Pat Onstad	DC*	21	7
Matt Reis	NE*	22	7

SHUTOUTS

PLAYER	TEAM	GP	SHO
Kevin Hartman	NY*	49	15
Zach Thornton	CHV*	35	13
Nick Rimando	RSL*	31	12
Tony Meola	NY*	23	8
Matt Reis	NE*	22	8
Tom Presthus	CLB*	15	7
Jon Busch	SJ*	18	6
Adin Brown	POR*	10	5
Joe Cannon	VAN*	18	5
Tally Hall	HOU	15	5
Pat Onstad	DC*	21	5
Matt Pickens	COL*	12	5

MINUTES PLAYED IN GOAL

PLAYER	TEAM	MIN
Kevin Hartman	NY*	4522
Zach Thornton	CHV*	3193
Nick Rimando	RSL*	2899
Tony Meola	NY*	2135
Matt Reis	NE*	2090
Pat Onstad	DC*	2043
Joe Cannon	VAN*	1690
Jon Busch	SJ*	1670
Tally Hall	HOU	1380
Tom Presthus	CLB*	1261

LONGEST SHUTOUT STREAKS (MINUTES)

PLAYER	MIN	START	END
Kevin Hartman, LA	473	10/29/2005	11/10/2007
Kevin Hartman, LA	422	10/02/2002	11/09/2003
Adin Brown, NE	374	9/29/2002	10/12/2002
Matt Reis, NE	337	11/12/2006	11/18/2007
Tally Hall, HOU	335	10/30/2011	11/20/2011
Tony Meola, MET	328	10/03/1998	9/24/2000
Pat Onstad, HOU	322	11/09/2008	11/13/2009
Kevin Hartman, LA	314	10/16/1998	10/31/1999
Donovan Ricketts, LA	314	11/01/2009	11/22/2009
Zach Thornton, CHI	311	10/02/2002	11/23/2003

SAVES PERCENTAGE

PLAYER	TEAM	GP	SAVES	SOG	PCT
Bill Hamid	DC	3	10	11	90.9
Dario Sala	DAL	4	20	24	83.3
Adin Brown	POR*	10	59	72	81.9
Dave Salzwedel	SJ	3	18	22	81.8
Jon Conway	CHI*	4	13	16	81.3
Marcus Hahnemann	SEA*	9	37	46	80.4
Brad Guzan	CHV	4	16	20	80.0
Frank Rost	NY	3	12	15	80.0
Josh Saunders	RSL*	11	30	38	78.9
Bo Oshoniyi	KC*	4	14	18	77.8

Minimum: 10 saves

TEAM ATTENDANCE REPORT

	HOME GAMES			ROAD GAMES		
	DATES	TOTAL	AVERAGE	DATES	TOTAL	AVERAGE
Chicago Fire	23	365,966	15,912	20	278,192	13,910
Chivas USA	4	79,304	19,826	4	71,601	17,900
Colorado Rapids	16	162,593	10,162	19	318,072	16,741
Columbus Crew	16	222,198	13,887	19	227,567	11,977
D.C. United	21	425,879	20,280	19	354,305	18,648
FC Dallas	18	201,191	11,177	16	244,001	15,250
Houston Dynamo	12	279,873	23,323	16	358,606	22,413
KC Wizards-Sporting KC	22	317,218	14,419	20	291,190	14,560
LA Galaxy	36	831,494	23,097	28	489,937	17,498
MetroStars-N.Y. Red Bulls	15	216,812	14,454	21	329,947	15,712
Miami Fusion	6	56,452	9,409	4	55,120	13,780
Montreal Impact	0	0	---	1	10,476	10,476
New England Revolution	20	311,421	15,571	16	221,721	13,858
Philadelphia Union	1	18,539	18,539	1	24,749	24,749
Portland Timbers	2	41,348	20,674	2	55,840	27,920
Real Salt Lake	8	138,649	17,331	11	271,834	24,712
San Jose Clash/Earthquake	10	129,821	12,982	14	276,562	19,754
Seattle Sounders FC	7	257,576	36,797	6	138,863	23,144
Tampa Bay Mutiny	6	57,466	9,578	5	80,514	16,103
Vancouver Whitecaps FC	0	0	---	1	14,703	14,703
MLS Totals	243	4,113,800	16,929	243	4,113,800	16,929

TEAM TOTALS

TEAM	GP	G	A	SHT	SOG	PG	PA	BK	FC	FS	OFF	CK	C	E
Chicago Fire	43	61	78	574	258	3	5	7	712	757	136	242	95	3
Chivas USA	8	6	3	67	29	1	1	1	132	113	23	30	22	1
Colorado Rapids	35	33	39	433	169	3	4	6	586	525	95	166	66	4
Columbus Crew	35	49	64	443	182	1	3	6	542	561	106	172	74	1
D.C. United	40	63	72	504	225	1	2	10	638	639	161	226	69	9
FC Dallas	34	45	57	387	171	3	5	9	604	546	93	151	90	7
Houston Dynamo	28	39	40	337	137	2	3	8	396	408	93	133	49	0
Sporting Kansas City	42	56	52	552	221	4	4	6	670	665	95	185	86	2
LA Galaxy	64	107	108	810	341	13	14	11	1024	979	179	335	111	5
New York Red Bulls	36	41	41	464	187	3	4	10	546	524	82	160	73	5
Miami Fusion	10	6	8	95	39	0	0	3	154	169	35	42	21	7
Montreal Impact	1	0	0	10	4	0	0	0	14	12	4	5	1	3
New England Revolution	36	37	42	378	173	2	2	17	602	568	95	143	81	5
Philadelphia Union	2	1	2	36	15	0	0	1	25	21	3	14	6	0
Portland Timbers	4	7	7	48	16	1	1	0	62	65	7	14	6	0
Real Salt Lake	19	22	24	263	102	1	1	2	294	257	48	80	31	1
San Jose Earthquakes	24	37	48	317	135	0	0	7	346	352	84	145	45	3
Seattle Sounders FC	13	11	10	178	59	1	1	1	174	192	23	85	24	3
Tampa Bay Mutiny	11	12	14	154	56	0	0	1	173	152	38	59	20	0
Vancouver Whitecaps FC	1	1	1	9	4	0	0	0	11	12	5	0	2	0

TEAM RANKS

TEAM	G	A	SHT	SOG	BLK	FC	FS	OFF	CK	C
Chicago Fire	5	3	5	2	12	4	1	8	5	5
Chivas USA	17	19	20	20	14	5	16	10	18	2
Colorado Rapids	15	14	12	13	10	2	10	13	11	11
Columbus Crew	6	2	9	8	10	11	5	9	9	6
D.C. United	3	4	11	3	8	8	4	2	4	17
FC Dallas	9	7	15	11	7	1	3	12	13	3
Houston Dynamo	7	8	13	12	5	16	13	7	10	15
Sporting Kansas City	8	11	7	7	13	7	6	17	14	8
LA Galaxy	2	6	10	6	9	6	9	11	7	16
New York Red Bulls	11	13	8	9	6	14	12	16	12	9
Miami Fusion	18	17	18	19	3	13	2	4	16	7
Montreal Impact	20	20	17	16	18	17	18	3	8	20
New England Revolution	13	12	16	14	2	3	7	14	17	4
Philadelphia Union	19	15	1	1	1	19	20	20	1	1
Portland Timbers	1	5	14	16	18	10	8	19	19	19
Real Salt Lake	10	10	3	5	15	12	17	15	15	18
San Jose Earthquakes	4	1	6	3	4	15	11	4	3	12
Seattle Sounders FC	16	18	4	15	17	18	14	18	2	13
Tampa Bay Mutiny	12	9	2	10	16	9	15	6	6	14
Vancouver Whitecaps FC	14	15	19	16	18	20	19	1	20	10

TEAM vs TEAM RECORDS

TEAM	CHI	CHV	COL	CLB	DC	DAL	HOU	KC	LA	NY	MIA	MTL	NE	PHI	POR	RSL	SJ	SEA	TB	TOR	VAN
Chicago Fire	---	0-0-0	2-0-0	0-1-0	5-0-2	3-2-1	0-1-0	0-1-0	2-2-1	2-1-0	0-0-0	0-0-0	7-7-1	0-0-0	0-0-0	0-0-1	0-1-0	0-0-0	0-0-0	0-0-0	0-0-0
Chivas USA	0-0-0	---	0-0-0	0-0-0	0-0-0	0-0-0	1-1-0	0-1-1	0-1-1	0-0-0	0-0-0	0-0-0	0-0-0	0-0-0	0-0-0	0-1-1	0-1-0	0-0-0	0-0-0	0-0-0	0-0-0
Colorado Rapids	0-2-0	0-0-0	---	3-1-0	0-1-0	5-2-3	0-1-0	2-5-2	1-6-0	0-0-0	0-0-0	0-0-0	0-0-0	0-0-0	0-0-0	0-0-0	1-0-0	0-1-0	0-0-0	0-0-0	0-0-0
Columbus Crew	1-0-0	0-0-0	1-3-0	---	2-6-0	0-0-0	0-0-0	1-0-1	0-0-0	3-0-0	0-0-0	0-0-0	0-2-3	0-0-0	0-0-0	0-2-0	2-2-0	0-0-0	5-2-0	0-0-0	0-0-0
D.C. United	0-5-2	0-0-0	1-0-0	6-2-0	---	0-0-0	0-1-1	1-0-0	2-0-0	6-1-2	4-0-0	0-0-0	2-1-1	0-0-0	0-0-0	0-0-0	0-0-0	0-0-0	2-0-0	0-0-0	0-0-0
FC Dallas	2-3-1	0-0-0	2-5-3	0-0-0	0-0-0	---	1-1-0	1-2-0	4-4-0	0-3-0	0-0-0	0-0-0	0-0-0	0-0-0	0-0-0	1-0-1	0-0-0	0-0-0	0-0-0	0-0-0	0-0-0
Houston Dynamo	1-0-0	1-1-0	1-0-0	0-0-0	1-0-1	1-1-0	---	3-2-1	0-3-0	1-1-2	0-0-0	1-0-0	1-0-1	2-0-0	0-0-0	0-0-0	0-0-0	1-0-1	0-0-0	0-0-0	0-0-0
Sporting Kansas City	1-0-0	1-0-1	5-2-2	0-1-1	0-1-0	2-1-0	2-3-1	---	3-5-1	0-0-0	1-2-0	0-0-0	1-1-0	0-0-0	0-0-0	0-0-1	1-2-0	0-0-0	0-0-0	0-0-0	0-0-0
LA Galaxy	2-2-1	1-0-1	6-1-0	0-0-0	0-2-0	4-4-0	3-0-0	5-3-1	---	3-1-1	0-0-0	0-0-0	2-0-0	0-0-0	0-0-0	2-1-1	5-4-1	3-1-0	2-0-0	0-0-0	1-0-0
New York Red Bulls	1-2-0	0-0-0	0-0-0	0-3-0	1-6-2	3-0-0	1-1-2	0-0-0	1-3-1	---	0-0-0	0-0-0	1-3-2	0-0-0	0-0-0	1-0-0	1-1-0	0-0-0	0-0-0	0-0-0	0-0-0
Miami Fusion	0-0-0	0-0-0	0-0-0	0-0-0	0-4-0	0-0-0	0-0-0	2-1-0	0-0-0	0-0-0	---	0-0-0	0-0-0	0-0-0	0-0-0	0-0-0	1-2-0	0-0-0	0-0-0	0-0-0	0-0-0
Montreal Impact	0-0-0	0-0-0	0-0-0	0-0-0	0-0-0	0-0-0	0-1-0	0-0-0	0-0-0	0-0-0	---	0-0-0	0-0-0	0-0-0	0-0-0	0-0-0	0-0-0	0-0-0	0-0-0	0-0-0	0-0-0
New England Revolution	7-7-1	0-0-0	0-0-0	2-0-3	1-2-1	0-0-0	0-1-1	1-1-0	0-2-0	3-1-2	0-0-0	0-0-0	---	0-0-0	0-0-0	0-0-0	0-0-0	0-0-0	0-0-0	0-0-0	0-0-0
Philadelphia Union	0-0-0	0-0-0	0-0-0	0-0-0	0-0-0	0-0-0	0-2-0	0-0-0	0-0-0	0-0-0	0-0-0	0-0-0	0-0-0	0-0-0	0-0-0	0-0-0	0-0-0	0-0-0	0-0-0	0-0-0	0-0-0
Portland Timbers	0-0-0	0-0-0	0-0-0	0-0-0	0-0-0	0-0-0	0-0-0	0-0-0	0-0-0	0-0-0	0-0-0	0-0-0	0-0-0	0-0-0	---	0-2-0	0-0-0	2-0-0	0-0-0	0-0-0	0-0-0
Real Salt Lake	0-0-1	1-0-1	0-0-0	2-0-0	0-0-0	0-1-1	0-0-0	0-0-1	1-2-1	0-1-0	0-0-0	0-0-0	0-0-0	0-0-0	2-0-0	---	0-0-0	1-2-1	0-0-0	0-0-0	0-0-0
San Jose Earthquakes	1-0-0	0-0-0	0-1-0	2-2-0	0-0-0	0-0-0	0-0-0	2-1-0	4-5-1	1-1-0	2-1-0	0-0-0	0-0-0	0-0-0	0-0-0	0-0-0	---	0-0-0	0-0-0	0-0-0	0-0-0
Seattle Sounders FC	0-0-0	0-0-0	1-0-0	0-0-0	0-0-0	0-0-0	0-1-1	0-0-0	1-3-0	0-0-0	0-0-0	0-0-0	0-0-0	0-0-0	0-2-0	2-1-1	0-0-0	---	0-0-0	0-0-0	0-0-0
Tampa Bay Mutiny	0-0-0	0-0-0	0-0-0	2-5-0	0-2-0	0-0-0	0-0-0	0-0-0	0-2-0	0-0-0	0-0-0	0-0-0	0-0-0	0-0-0	0-0-0	0-0-0	0-0-0	---	0-0-0	0-0-0	0-0-0
Toronto FC	0-0-0	0-0-0	0-0-0	0-0-0	0-0-0	0-0-0	0-0-0	0-0-0	0-0-0	0-0-0	0-0-0	0-0-0	0-0-0	0-0-0	0-0-0	0-0-0	0-0-0	0-0-0	0-0-0	---	0-0-0
Vancouver Whitecaps FC	0-0-0	0-0-0	0-0-0	0-0-0	0-0-0	0-0-0	0-0-0	0-0-0	0-1-0	0-0-0	0-0-0	0-0-0	0-0-0	0-0-0	0-0-0	0-0-0	0-0-0	0-0-0	0-0-0	0-0-0	---

TEAM vs TEAM AGGREGATE GOALS

TEAM	CHI	CHV	COL	CLB	DC	DAL	HOU	KC	LA	NY	MIA	MTL	NE	PHI	POR	RSL	SJ	SEA	TB	TOR	VAN
Chicago Fire	---	0-0	2-1	1-2	13-2	12-6	1-2	0-1	4-5	6-4	0-0	0-0	20-14	0-0	0-0	0-0	2-4	0-0	0-0	0-0	0-0
Chivas USA	0-0	---	0-0	0-0	0-0	0-0	2-3	0-1	2-3	0-0	0-0	0-0	0-0	0-0	0-0	2-3	0-0	0-0	0-0	0-0	0-0
Colorado Rapids	1-2	0-0	---	3-2	1-2	16-13	1-3	9-13	1-14	0-0	0-0	0-0	0-0	0-0	0-0	0-0	1-0	0-2	0-0	0-0	0-0
Columbus Crew	2-1	0-0	2-3	---	12-18	0-0	0-0	3-1	0-0	9-5	0-0	0-0	3-5	0-0	0-0	2-4	5-8	0-0	11-8	0-0	0-0
D.C. United	2-13	0-0	2-1	18-12	---	0-0	2-4	3-2	5-2	13-5	4-1	0-0	8-6	0-0	0-0	0-0	0-0	0-0	6-2	0-0	0-0
FC Dallas	6-12	0-0	13-16	0-0	0-0	---	2-4	6-6	13-16	2-6	0-0	0-0	0-0	0-0	0-0	3-2	0-0	0-0	0-0	0-0	0-0
Houston Dynamo	2-1	3-2	3-1	0-0	4-2	4-2	---	7-3	1-6	5-7	0-0	3-0	3-2	3-1	0-0	0-0	0-0	1-0	0-0	0-0	0-0
Sporting Kansas City	1-0	1-0	13-9	1-3	2-3	6-6	3-7	---	15-14	0-0	4-4	0-0	4-3	0-0	0-0	1-1	5-5	0-0	0-0	0-0	0-0
LA Galaxy	5-4	3-2	14-1	0-0	2-5	16-13	6-1	14-15	---	9-8	0-0	0-0	2-0	0-0	5-4	16-12	7-3	6-2	0-0	0-0	2-1
New York Red Bulls	4-6	0-0	0-0	5-9	5-13	6-2	7-5	0-0	8-9	---	0-0	0-0	3-7	0-0	0-0	1-0	2-3	0-0	0-0	0-0	0-0
Miami Fusion	0-0	0-0	0-0	0-0	1-4	0-0	0-0	4-4	0-0	0-0	---	0-0	0-0	0-0	0-0	0-0	1-5	0-0	0-0	0-0	0-0
Montreal Impact	0-0	0-0	0-0	0-0	0-0	0-0	0-3	0-0	0-0	0-0	---	0-0	0-0	0-0	0-0	0-0	0-0	0-0	0-0	0-0	0-0
New England Revolution	14-20	0-0	0-0	5-3	6-8	0-0	2-3	3-4	0-2	7-3	0-0	0-0	---	0-0	0-0	0-0	0-0	0-0	0-0	0-0	0-0
Philadelphia Union	0-0	0-0	0-0	0-0	0-0	0-0	1-3	0-0	0-0	0-0	0-0	0-0	0-0	0-0	0-0	0-0	0-0	0-0	0-0	0-0	0-0
Portland Timbers	0-0	0-0	0-0	0-0	0-0	0-0	0-0	0-0	0-0	0-0	0-0	0-0	0-0	---	0-0	2-5	0-0	0-0	0-0	0-0	0-0
Real Salt Lake	0-0	3-2	0-0	4-2	0-0	2-3	0-0	1-1	4-5	0-1	0-0	0-0	0-0	0-0	5-2	---	0-0	3-3	0-0	0-0	0-0
San Jose Earthquakes	4-2	0-0	0-1	8-5	0-0	0-0	0-0	5-5	12-16	3-2	5-1	0-0	0-0	0-0	0-0	0-0	---	0-0	0-0	0-0	0-0
Seattle Sounders FC	0-0	0-0	2-0	0-0	0-0	0-1	0-0	3-7	0-0	0-0	0-0	0-0	0-0	0-0	3-5	3-3	0-0	---	0-0	0-0	0-0
Tampa Bay Mutiny	0-0	0-0	0-0	8-11	2-6	0-0	0-0	0-0	2-6	0-0	0-0	0-0	0-0	0-0	0-0	0-0	0-0	---	0-0	0-0	0-0
Toronto FC	0-0	0-0	0-0	0-0	0-0	0-0	0-0	0-0	0-0	0-0	0-0	0-0	0-0	0-0	0-0	0-0	0-0	0-0	0-0	---	0-0
Vancouver Whitecaps FC	0-0	0-0	0-0	0-0	0-0	0-0	0-0	1-2	0-0	0-0	0-0	0-0	0-0	0-0	0-0	0-0	0-0	0-0	0-0	0-0	---

TEAM GOALS SCORED INTERVALS

TEAM	GP	G	1-15	16-30	31-45	46-60	61-75	76-90	OT
LA Galaxy	64	107	12	15	20	13	23	15	9
D.C. United	40	63	6	10	8	9	13	16	1
Chicago Fire	43	61	8	10	18	8	5	11	1
Sporting Kansas City	42	56	7	11	7	8	14	7	2
Columbus Crew	35	49	6	5	9	11	4	13	1
FC Dallas	34	45	5	9	5	8	10	6	2
New York Red Bulls	36	41	2	5	9	8	7	9	1
Houston Dynamo	28	39	4	5	5	4	10	6	5
New England Revolution	36	37	5	8	4	5	9	5	1
San Jose Earthquakes	24	37	4	2	8	6	5	8	4
Colorado Rapids	35	33	2	8	3	3	6	7	4
Real Salt Lake	19	22	1	2	7	3	2	6	1
Tampa Bay Mutiny	11	12	2	2	3	2	1	2	0
Seattle Sounders FC	13	11	1	1	0	2	2	5	0
Portland Timbers	4	7	2	1	1	1	1	1	0
Miami Fusion	10	6	1	1	0	2	2	0	0
Chivas USA	8	6	1	1	1	1	1	1	0
Philadelphia Union	2	1	1	0	0	0	0	0	0
Vancouver Whitecaps FC	1	1	1	0	0	0	0	0	0
Montreal Impact	1	0	0	0	0	0	0	0	0

TEAM GOALS ALLOWED INTERVALS

TEAM	GP	G	1-15	16-30	31-45	46-60	61-75	76-90	OT
Vancouver Whitecaps FC	1	2	0	0	0	0	2	0	0
Montreal Impact	1	3	0	2	0	0	1	0	0
Philadelphia Union	2	3	1	1	1	0	0	0	0
Portland Timbers	4	8	0	1	2	1	1	3	0
Chivas USA	8	10	1	0	3	0	3	3	0
Miami Fusion	10	13	1	3	4	1	1	2	1
Seattle Sounders FC	13	16	1	3	4	2	4	1	1
Real Salt Lake	19	19	1	5	3	3	2	5	0
Tampa Bay Mutiny	11	23	3	2	3	7	2	6	0
Houston Dynamo	28	27	4	6	3	2	5	4	3
San Jose Earthquakes	24	32	3	3	7	9	3	7	0
Chicago Fire	43	41	6	3	10	9	6	5	2
New England Revolution	36	43	4	4	8	5	9	7	6
D.C. United	40	48	8	4	11	7	10	8	0
Colorado Rapids	35	51	8	10	5	8	12	6	2
Columbus Crew	35	53	9	7	10	11	5	11	0
New York Red Bulls	36	54	6	6	8	5	11	16	2
Sporting Kansas City	42	55	4	11	5	9	14	9	3
FC Dallas	34	62	7	11	9	6	7	15	7
LA Galaxy	64	71	4	14	12	9	17	10	5

GOAL-SCORING TOTALS

TEAM	OVERALL	GOALS FOR		GOALS AGAINST	
	RECORD	TOTAL	AVG	TOTAL	AVG
Portland Timbers	2-2-0	7	1.75	8	2.00 (17th)
LA Galaxy	39-19-6	107	1.67	71	1.11 (4th)
D.C. United	25-10-5	63	1.58	48	1.20 (6th)
San Jose Earthquakes	12-11-1	37	1.54	32	1.33 (11th)
Chicago Fire	21-15-7	61	1.42	41	0.95 (1st)
Columbus Crew	14-16-5	49	1.40	53	1.51 (15th)
Houston Dynamo	14-8-6	39	1.39	27	0.96 (2d)
Sporting Kansas City	17-18-7	56	1.33	55	1.31 (10th)
FC Dallas	11-18-5	45	1.32	62	1.82 (16th)
Real Salt Lake	7-6-6	22	1.16	19	1.00 (3d)
New York Red Bulls	10-19-7	41	1.14	54	1.50 (13th)
Tampa Bay Mutiny	2-9-0	12	1.09	23	2.09 (19th)
New England Revolution	13-15-8	37	1.03	43	1.19 (5th)
Vancouver Whitecaps FC	0-1-0	1	1.00	2	2.00 (17th)
Colorado Rapids	11-18-6	33	0.94	51	1.46 (12th)
Seattle Sounders FC	4-7-2	11	0.85	16	1.23 (7th)
Chivas USA	1-4-3	6	0.75	10	1.25 (8th)
Miami Fusion	3-7-0	6	0.60	13	1.30 (9th)
Philadelphia Union	0-2-0	1	0.50	3	1.50 (13th)
Montreal Impact	0-1-0	0	0.00	3	3.00 (20th)
		634	2.61 goals per game		

RECORD IN ONE-GOAL GAMES

TEAM	-REGULATION-OT-				--- SHOOTOUT ---				---- BOTH -----			
	W	L	T	PCT	W	L	T	PCT	W	L	T	PCT
D.C. United	12	2	0	.857	4	1	0	.800	16	3	0	.842
LA Galaxy	20	8	0	.714	1	3	1	.300	21	11	1	.652
Portland Timbers	2	1	0	.667	0	0	0	---	2	1	0	.667
Colorado Rapids	9	6	2	.588	1	1	2	.500	10	7	4	.571
Houston Dynamo	6	5	0	.545	0	0	1	.500	6	5	1	.542
New England Revolution	9	8	1	.528	0	2	2	.250	9	10	3	.477
Miami Fusion	2	2	0	.500	0	2	0	.000	2	4	0	.333
Real Salt Lake	4	4	0	.500	0	0	3	.500	4	4	3	.500
San Jose Earthquakes	5	5	0	.500	0	0	0	---	5	5	0	.500
Sporting Kansas City	8	9	0	.471	1	1	1	.500	9	10	1	.475
Chicago Fire	8	11	1	.425	2	0	2	.750	10	11	3	.479
FC Dallas	6	9	1	.406	2	2	1	.500	8	11	2	.429
Columbus Crew	5	9	1	.367	1	0	1	.750	6	9	2	.412
New York Red Bulls	5	10	0	.333	1	1	0	.500	6	11	0	.353
Seattle Sounders FC	2	5	0	.286	0	0	0	---	2	5	0	.286
Chivas USA	1	3	0	.250	0	0	0	---	1	3	0	.250
Philadelphia Union	0	2	0	.000	0	0	0	---	0	2	0	.000
Vancouver Whitecaps FC	0	1	0	.000	0	0	0	---	0	1	0	.000
Tampa Bay Mutiny	0	4	0	.000	0	0	0	---	0	4	0	.000

CONSECUTIVE MINUTES WITHOUT SCORING A GOAL

TEAM	MIN	START	END
Columbus Crew	279	9/28/2002	10/12/2002
Colorado Rapids	260	9/16/2000	9/24/2000
Kansas City Wizards	235	10/27/2007	end of season
San Jose Clash	234	9/26/1996	end of season
Colorado Rapids	225	10/27/2011	end of season
Miami Fusion	221	10/10/2001	end of season
D.C. United	210	9/30/1998	10/11/1998
Seattle Sounders FC	210	10/29/2009	end of season
New England Revolution	206	11/06/2005	end of season
Real Salt Lake	200	11/05/2009	11/22/2009

CONSECUTIVE MINUTES WITHOUT ALLOWING A GOAL

TEAM	MIN	START	END
New England Revolution	374	9/29/2002	10/12/2002
Houston Dynamo	335	10/30/2011	11/20/2011
New England Revolution	331	10/27/2007	11/18/2007
Los Angeles Galaxy	314	11/01/2009	11/22/2009
Houston Dynamo	313	10/29/2009	11/13/2009
Los Angeles Galaxy	311	10/02/2002	end of season
New England Revolution	306	10/28/2006	11/12/2006
Los Angeles Galaxy	286	9/26/1996	10/10/1996
Chicago Fire	286	11/01/2003	11/23/2003
D.C. United	262	10/16/1999	10/31/1999

HOME RECORDS

TEAM	W	L	T	PCT
Houston Dynamo	9	1	2	.833
Chicago Fire	17	3	3	.804
LA Galaxy	27	7	2	.778
Sporting Kansas City	15	4	3	.750
D.C. United	13	3	5	.738
Real Salt Lake	5	2	1	.688
New England Revolution	11	4	5	.675
San Jose Earthquakes	6	3	1	.650
Chivas USA	1	0	3	.625
Columbus Crew	10	6	1	.618
Seattle Sounders FC	3	2	2	.571
Colorado Rapids	7	6	3	.531
FC Dallas	8	7	3	.528
Miami Fusion	3	3	0	.500
Portland Timbers	1	1	0	.500
New York Red Bulls	5	8	2	.400
Tampa Bay Mutiny	1	5	0	.167
Philadelphia Union	0	1	0	.000

HOME GOAL-SCORING TOTALS

TEAM	W	L	T	GF	AVG	GA	AVG
D.C. United	13	3	5	41	1.95	23	1.10
LA Galaxy	27	7	2	76	2.11	33	0.92
New York Red Bulls	5	8	2	15	1.00	18	1.20
Sporting Kansas City	15	4	3	38	1.73	18	0.82
FC Dallas	8	7	3	31	1.72	29	1.61
Columbus Crew	10	6	1	33	2.06	21	1.31
New England Revolution	11	4	5	25	1.25	14	0.70
Colorado Rapids	7	6	3	12	0.75	14	0.88
San Jose Earthquakes	6	3	1	21	2.10	11	1.10
Chicago Fire	17	3	3	43	1.87	15	0.65
Real Salt Lake	5	2	1	12	1.50	5	0.63
Houston Dynamo	9	1	2	23	1.92	8	0.67
Tampa Bay Mutiny	1	5	0	7	1.17	10	1.67
Chivas USA	1	0	3	6	1.50	5	1.25
Seattle Sounders FC	3	2	2	7	1.00	4	0.57
Miami Fusion	3	3	0	5	0.83	2	0.33
Philadelphia Union	0	1	0	1	1.00	2	2.00
Portland Timbers	1	1	0	3	1.50	3	1.50

FIRST-HALF GOAL-SCORING TOTALS

TEAM	W	L	T	GF	AVG	GA	AVG
LA Galaxy	39	19	6	47	0.73	30	0.47
Chicago Fire	21	16	6	36	0.84	19	0.44
Sporting Kansas City	17	18	7	25	0.60	20	0.48
D.C. United	24	10	6	24	0.60	23	0.58
Columbus Crew	15	17	4	20	0.57	26	0.74
FC Dallas	11	18	5	19	0.56	27	0.79
New England Revolution	14	14	8	17	0.47	16	0.44
New York Red Bulls	10	19	7	16	0.44	20	0.56
Houston Dynamo	14	8	6	14	0.50	13	0.46
San Jose Earthquakes	12	11	1	14	0.58	13	0.54
Colorado Rapids	12	19	5	13	0.37	23	0.66
Real Salt Lake	7	6	6	10	0.53	9	0.47
Tampa Bay Mutiny	2	9	0	7	0.64	8	0.73
Portland Timbers	2	2	0	4	1.00	3	0.75
Chivas USA	1	4	3	3	0.38	4	0.50
Seattle Sounders FC	4	7	2	2	0.15	8	0.62
Miami Fusion	3	7	0	2	0.20	8	0.80
Vancouver Whitecaps FC	0	1	0	1	1.00	0	0.00
Philadelphia Union	0	2	0	1	0.50	3	1.50
Montreal Impact	0	1	0	0	0.00	2	2.00

TEAM TOTAL SHOTS

TEAM	W	L	T	1st	2nd/OT	TOT
LA Galaxy	39	19	6	369	441	810
Chicago Fire	21	16	6	247	327	574
Sporting Kansas City	17	18	7	260	292	552
D.C. United	24	10	6	236	268	504
New York Red Bulls	10	19	7	200	264	464
Columbus Crew	15	17	4	188	255	443
Colorado Rapids	12	19	5	198	235	433
FC Dallas	11	18	5	153	234	387
New England Revolution	14	14	8	173	205	378
Houston Dynamo	14	8	6	148	189	337
San Jose Earthquakes	12	11	1	151	166	317
Real Salt Lake	7	6	6	108	155	263
Seattle Sounders FC	4	7	2	87	91	178
Tampa Bay Mutiny	2	9	0	79	75	154
Miami Fusion	3	7	0	42	53	95
Chivas USA	1	4	3	34	33	67
Portland Timbers	2	2	0	26	22	48
Philadelphia Union	0	2	0	9	27	36
Montreal Impact	0	1	0	4	6	10
Vancouver Whitecaps FC	0	1	0	3	6	9

ROAD RECORDS

TEAM	W	L	T	PCT
D.C. United	11	7	1	.605
LA Galaxy	12	12	4	.500
Portland Timbers	1	1	0	.500
Houston Dynamo	5	7	4	.438
San Jose Earthquakes	6	8	0	.429
Real Salt Lake	2	4	5	.409
New York Red Bulls	5	11	5	.357
Columbus Crew	5	11	3	.342
Colorado Rapids	5	13	2	.300
New England Revolution	3	10	3	.281
Chicago Fire	4	13	3	.275
FC Dallas	3	11	2	.250
Sporting Kansas City	2	14	4	.200
Tampa Bay Mutiny	1	4	0	.200
Seattle Sounders FC	1	5	0	.167
Montreal Impact	0	1	0	.000
Philadelphia Union	0	1	0	.000
Vancouver Whitecaps FC	0	1	0	.000
Chivas USA	0	4	0	.000
Miami Fusion	0	4	0	.000

ROAD GOAL-SCORING TOTALS

TEAM	W	L	T	GF	AVG	GA	AVG
LA Galaxy	12	12	4	31	1.11	38	1.36
FC Dallas	3	11	2	14	0.88	33	2.06
Columbus Crew	5	11	3	16	0.84	32	1.68
New York Red Bulls	5	11	5	26	1.24	36	1.71
D.C. United	11	7	1	22	1.16	25	1.32
Chicago Fire	4	13	3	18	0.90	26	1.30
New England Revolution	3	10	3	12	0.75	29	1.81
Colorado Rapids	5	13	2	21	1.11	37	1.95
Sporting Kansas City	2	14	4	18	0.90	37	1.85
San Jose Earthquakes	6	8	0	16	1.14	21	1.50
Real Salt Lake	2	4	5	10	0.91	14	1.27
Chivas USA	0	4	0	0	0.00	5	1.25
Tampa Bay Mutiny	1	4	0	5	1.00	13	2.60
Houston Dynamo	5	7	4	16	1.00	19	1.19
Seattle Sounders FC	1	5	0	4	0.67	12	2.00
Miami Fusion	0	4	0	1	0.25	11	2.75
Philadelphia Union	0	1	0	0	0.00	1	1.00
Portland Timbers	1	1	0	4	2.00	5	2.50
Vancouver Whitecaps FC	0	1	0	1	1.00	2	2.00
Montreal Impact	0	1	0	0	0.00	3	3.00

SECOND-HALF GOAL-SCORING TOTALS

TEAM	W	L	T	GF	AVG	GA	AVG
LA Galaxy	39	19	6	51	0.80	36	0.56
D.C. United	24	10	6	38	0.95	25	0.63
Sporting Kansas City	17	18	7	29	0.69	32	0.76
Columbus Crew	15	17	4	28	0.80	27	0.77
Chicago Fire	21	16	6	24	0.56	20	0.47
New York Red Bulls	10	19	7	24	0.67	32	0.89
FC Dallas	11	18	5	24	0.71	28	0.82
Houston Dynamo	14	8	6	20	0.71	11	0.39
New England Revolution	14	14	8	19	0.53	21	0.58
San Jose Earthquakes	12	11	1	19	0.79	19	0.79
Colorado Rapids	12	19	5	16	0.46	26	0.74
Real Salt Lake	7	6	6	11	0.58	10	0.53
Seattle Sounders FC	4	7	2	9	0.69	7	0.54
Tampa Bay Mutiny	2	9	0	5	0.45	15	1.36
Miami Fusion	3	7	0	4	0.40	4	0.40
Portland Timbers	2	2	0	3	0.75	5	1.25
Chivas USA	1	4	3	3	0.38	6	0.75
Philadelphia Union	0	2	0	0	0.00	0	0.00
Montreal Impact	0	1	0	0	0.00	1	1.00
Vancouver Whitecaps FC	0	1	0	0	0.00	2	2.00

TEAM TOTAL SHOTS AGAINST

TEAM	W	L	T	1st	2nd/OT	TOT
Montreal Impact	0	1	0	7	7	14
Philadelphia Union	0	2	0	11	11	22
Vancouver Whitecaps FC	0	1	0	13	10	23
Portland Timbers	2	2	0	32	27	59
Chivas USA	1	4	3	53	54	107
Seattle Sounders FC	4	7	2	72	67	139
Miami Fusion	3	7	0	83	59	142
Tampa Bay Mutiny	2	9	0	73	72	145
Real Salt Lake	7	6	6	112	141	253
San Jose Earthquakes	12	11	1	135	155	290
Houston Dynamo	14	8	6	136	205	341
Columbus Crew	15	17	4	210	227	437
Colorado Rapids	12	19	5	204	246	450
FC Dallas	11	18	5	190	260	450
New York Red Bulls	10	19	7	194	263	457
Sporting Kansas City	17	18	7	211	246	457
D.C. United	24	10	6	190	272	462
Chicago Fire	21	16	6	206	257	463
New England Revolution	14	14	8	235	308	543
LA Galaxy	39	19	6	348	457	805

RECORD WHEN SCORING FIRST GOAL

TEAM	W	L	T	PCT
Miami Fusion	2	0	0	1.000
Seattle Sounders FC	4	0	0	1.000
San Jose Earthquakes	9	0	1	.950
Columbus Crew	11	1	1	.885
LA Galaxy	32	5	1	.855
D.C. United	20	3	1	.854
Colorado Rapids	8	2	0	.800
Houston Dynamo	9	2	1	.792
Chicago Fire	19	4	3	.788
Real Salt Lake	5	1	1	.786
New England Revolution	11	3	4	.722
Sporting Kansas City	15	6	2	.696
Portland Timbers	2	1	0	.667
Chivas USA	1	0	2	.667
Tampa Bay Mutiny	2	1	0	.667
New York Red Bulls	8	4	4	.625
FC Dallas	6	5	4	.533
Vancouver Whitecaps FC	0	1	0	.000

RECORD WHEN LEADING AT THE HALF

TEAM	W	L	T	PCT
Portland Timbers	2	0	0	1.000
Miami Fusion	1	0	0	1.000
Real Salt Lake	4	0	0	1.000
Chivas USA	1	0	0	1.000
Colorado Rapids	7	0	0	1.000
Seattle Sounders FC	2	0	0	1.000
Columbus Crew	8	0	1	.944
San Jose Earthquakes	7	0	1	.938
D.C. United	10	1	0	.909
Sporting Kansas City	12	1	1	.893
New England Revolution	9	1	1	.864
LA Galaxy	17	2	2	.857
New York Red Bulls	5	0	2	.857
Chicago Fire	14	2	1	.853
Houston Dynamo	7	1	1	.833
FC Dallas	4	4	2	.500
Tampa Bay Mutiny	1	1	0	.500
Vancouver Whitecaps FC	0	1	0	.000

RECORD WHEN ALLOWING FIRST GOAL

TEAM	W	L	T	PCT
Houston Dynamo	5	6	3	.464
D.C. United	5	7	3	.433
LA Galaxy	7	14	4	.360
Real Salt Lake	2	5	3	.350
FC Dallas	5	13	0	.278
Colorado Rapids	3	16	4	.217
Columbus Crew	3	15	3	.214
San Jose Clash/Earthquakes	3	11	0	.214
Chicago Fire	2	11	1	.179
New England Revolution	2	12	1	.167
KC Wiz.-Sporting Kansas City	2	12	1	.167
MetroStars-N.Y. Red Bulls	2	15	2	.158
Miami Fusion	1	7	0	.125
Montreal Impact	0	1	0	.000
Tampa Bay Mutiny	0	8	0	.000
Seattle Sounders FC	0	7	0	.000
Portland Timbers	0	1	0	.000
Philadelphia Union	0	2	0	.000
Chivas USA	0	4	0	.000

RECORD WHEN TRAILING AT THE HALF

TEAM	W	L	T	PCT
Houston Dynamo	3	3	1	.500
Real Salt Lake	0	1	2	.333
LA Galaxy	4	10	2	.313
D.C. United	2	8	2	.250
Chivas USA	0	1	1	.250
Colorado Rapids	1	12	2	.133
New York Red Bulls	1	7	0	.125
Columbus Crew	1	11	1	.115
Sporting Kansas City	1	9	0	.100
FC Dallas	1	9	0	.100
Chicago Fire	0	9	1	.050
Montreal Impact	0	1	0	.000
Miami Fusion	0	4	0	.000
New England Revolution	0	7	0	.000
Tampa Bay Mutiny	0	3	0	.000
Seattle Sounders FC	0	6	0	.000
Portland Timbers	0	2	0	.000
San Jose Earthquakes	0	6	0	.000
Philadelphia Union	0	2	0	.000

TEAM WINNING STREAK LEADERS

TEAM	#	START	STOP
Chicago Fire	5	10/01/1998	10/25/1998
Chicago Fire	2	09/22/2000	09/26/2000
Chicago Fire	3	11/01/2003	11/14/2003
Colorado Rapids	4	10/04/1997	10/15/1997
Colorado Rapids	5	10/28/2010	10/27/2011
Columbus Crew	2	10/05/1997	10/08/1997
Columbus Crew	2	09/30/1998	10/03/1998
Columbus Crew	2	10/17/1999	10/22/1999
Columbus Crew	2	09/25/2002	09/28/2002
Columbus Crew	3	11/08/2008	11/23/2008
D.C. United	13	09/27/1996	10/11/1998
D.C. United	3	10/16/1999	10/31/1999
D.C. United	2	11/13/1999	11/21/1999
D.C. United	2	10/23/2004	10/30/2004
FC Dallas	2	10/05/1997	10/08/1997
Houston Dynamo	2	10/29/2006	11/05/2006
Houston Dynamo	3	11/02/2007	11/18/2007
Houston Dynamo	3	10/30/2011	11/06/2011
Houston Dynamo	2	10/31/2012	11/04/2012
Sporting Kansas City	2	10/06/2000	10/15/2000
Sporting Kansas City	2	10/30/2004	11/05/2004
Sporting Kansas City	2	10/30/2011	11/02/2011
LA Galaxy	4	09/29/1996	10/13/1996
LA Galaxy	2	10/01/1998	10/04/1998
LA Galaxy	3	10/17/1999	10/31/1999
LA Galaxy	2	09/14/2000	09/20/2000
LA Galaxy	2	10/13/2001	10/17/2001
LA Galaxy	5	10/02/2002	11/01/2003
LA Galaxy	2	11/05/2005	11/13/2005
LA Galaxy	2	11/08/2009	11/13/2009
LA Galaxy	2	10/31/2010	11/07/2010
LA Galaxy	5	10/30/2011	11/01/2012
LA Galaxy	2	11/07/2012	11/11/2012
LA Galaxy	2	12/01/2012	11/03/2013
New York Red Bulls	2	09/15/2000	09/20/2000
New York Red Bulls	2	11/09/2008	11/15/2008
Miami Fusion	2	09/29/2001	10/10/2001
New England Revolution	2	10/29/2005	11/06/2005
New England Revolution	2	10/28/2006	11/05/2006
New England Revolution	2	11/03/2007	11/08/2007
Portland Timbers	2	11/02/2013	11/07/2013
Real Salt Lake	2	10/31/2009	11/05/2009
Real Salt Lake	3	11/07/2013	11/24/2013
San Jose Earthquakes	2	09/22/2001	09/26/2001
San Jose Earthquakes	3	10/14/2001	10/21/2001
San Jose Earthquakes	4	11/09/2003	10/24/2004
Seattle Sounders FC	2	11/18/2012	10/30/2013

TEAM HOME WINNING STREAK LEADERS

TEAM	#	START	STOP
Chicago Fire	10	10/01/1998	09/29/2001
Chicago Fire	3	09/29/2002	11/14/2003
Chicago Fire	4	10/22/2006	11/07/2009
Colorado Rapids	2	10/08/1997	10/15/1997
Colorado Rapids	3	10/28/2010	10/27/2011
Columbus Crew	4	09/30/1998	11/07/1999
Columbus Crew	3	11/08/2008	11/23/2008
D.C. United	12	09/27/1996	11/13/1999
FC Dallas	3	10/16/1999	11/07/1999
FC Dallas	2	10/27/2007	10/30/2010
Houston Dynamo	4	10/29/2006	11/10/2007
Houston Dynamo	5	11/08/2009	10/31/2013
Sporting Kansas City	2	09/16/2000	09/24/2000
Sporting Kansas City	7	10/06/2000	11/05/2004
Sporting Kansas City	3	11/07/2012	11/23/2013
LA Galaxy	3	09/29/1996	10/10/1996
LA Galaxy	3	10/17/1999	11/11/1999
LA Galaxy	2	09/20/2000	10/03/2000
LA Galaxy	2	09/29/2001	10/13/2001
LA Galaxy	8	09/25/2002	11/13/2009
LA Galaxy	4	11/03/2011	11/01/2012
LA Galaxy	3	11/11/2012	
New York Red Bulls	3	09/15/2000	09/26/2001
Miami Fusion	3	09/22/2001	10/10/2001
New England Revolution	3	09/19/2000	10/02/2002
New England Revolution	3	10/23/2004	11/06/2005
New England Revolution	2	11/03/2007	11/08/2007
New England Revolution	2	11/01/2009	
Real Salt Lake	2	11/07/2013	
San Jose Earthquakes	3	09/26/1996	10/14/2001
San Jose Earthquakes	3	11/09/2003	10/24/2004
Seattle Sounders FC	2	11/18/2012	10/30/2013

TEAM ROAD WINNING STREAK LEADERS

TEAM	#	START	STOP
Chicago Fire	2	10/05/1998	10/10/1998
Chicago Fire	2	11/01/2003	10/30/2005
Colorado Rapids	2	10/04/1997	10/12/1997
Colorado Rapids	2	11/06/2010	11/21/2010
D.C. United	5	10/12/1996	10/04/1998
D.C. United	2	10/23/2004	11/14/2004
Houston Dynamo	2	10/30/2011	11/06/2011
LA Galaxy	2	10/09/2002	10/20/2002
LA Galaxy	2	11/05/2005	11/13/2005
LA Galaxy	3	10/31/2010	11/07/2012
New York Red Bulls	2	11/09/2008	11/15/2008
New York Red Bulls	2	10/30/2010	10/26/2011
New England Revolution	2	10/09/2002	11/01/2003
San Jose Earthquakes	2	10/17/2001	10/21/2001

TEAM UNDEFEATED STREAK LEADERS

TEAM	#	START	STOP
Chicago Fire	5	10/01/1998	10/25/1998
Chicago Fire	2	09/22/2000	09/26/2000
Chicago Fire	4	09/20/2001	10/10/2001
Chicago Fire	3	11/01/2003	11/14/2003
Chicago Fire	2	10/21/2005	10/30/2005
Chicago Fire	2	10/25/2007	11/01/2007
Chicago Fire	2	10/30/2008	11/06/2008
Chicago Fire	2	11/07/2009	11/14/2009
Chivas USA	2	11/08/2008	11/01/2009
Colorado Rapids	4	10/04/1997	10/15/1997
Colorado Rapids	2	09/28/2002	10/02/2002
Colorado Rapids	2	10/22/2005	10/29/2005
Colorado Rapids	3	11/13/2010	10/27/2011
Columbus Crew	2	10/05/1997	10/08/1997
Columbus Crew	2	09/30/1998	10/03/1998
Columbus Crew	2	10/17/1999	10/22/1999
Columbus Crew	3	09/25/2002	10/06/2002
Columbus Crew	5	10/31/2004	11/23/2008
D.C. United	13	09/27/1996	10/11/1998
D.C. United	3	10/16/1999	10/31/1999
D.C. United	2	11/13/1999	11/21/1999
D.C. United	5	10/23/2004	10/21/2005
D.C. United	2	10/21/2006	10/29/2006
D.C. United	3	11/01/2007	11/08/2012
FC Dallas	2	10/05/1997	10/08/1997
FC Dallas	4	10/02/2002	10/21/2006
FC Dallas	3	10/30/2010	11/14/2010
Houston Dynamo	3	10/29/2006	11/12/2006
Houston Dynamo	4	11/02/2007	11/01/2008
Houston Dynamo	2	10/29/2009	11/08/2009
Houston Dynamo	3	10/30/2011	11/06/2011
Houston Dynamo	2	10/31/2012	11/04/2012
Houston Dynamo	2	11/11/2012	11/18/2012
Houston Dynamo	4	10/31/2013	11/09/2013
Sporting Kansas City	4	09/16/2000	09/29/2000
Sporting Kansas City	2	10/06/2000	10/15/2000
Sporting Kansas City	2	11/04/2003	11/08/2003
Sporting Kansas City	2	10/30/2004	11/05/2004
Sporting Kansas City	2	10/27/2007	11/03/2007
Sporting Kansas City	2	10/30/2011	11/02/2011
Sporting Kansas City	4	11/06/2013	
LA Galaxy	4	09/29/1996	10/13/1996
LA Galaxy	2	10/01/1998	10/04/1998
LA Galaxy	3	10/17/1999	10/31/1999
LA Galaxy	4	09/14/2000	10/03/2000
LA Galaxy	4	09/29/2001	10/17/2001
LA Galaxy	5	10/02/2002	11/01/2003
LA Galaxy	10	10/23/2005	11/07/2010
LA Galaxy	5	10/30/2011	11/01/2012
LA Galaxy	2	11/07/2012	11/11/2012
LA Galaxy	2	12/01/2012	11/03/2013
New York Red Bulls	2	09/15/2000	09/20/2000
New York Red Bulls	2	09/23/2001	09/26/2001
New York Red Bulls	2	10/29/2006	10/27/2007
New York Red Bulls	3	11/01/2008	11/15/2008
Miami Fusion	2	09/29/2001	10/10/2001
New England Revolution	4	10/02/2002	10/12/2002
New England Revolution	2	11/01/2003	11/09/2003
New England Revolution	3	10/23/2004	11/06/2004
New England Revolution	2	10/29/2005	11/06/2005
New England Revolution	6	10/28/2006	11/08/2007
Portland Timbers	2	11/02/2013	11/07/2013
Real Salt Lake	2	11/01/2008	11/08/2008
Real Salt Lake	4	10/31/2009	11/22/2009
Real Salt Lake	2	11/06/2010	10/29/2011
Real Salt Lake	4	11/07/2013	
San Jose Earthquakes	2	09/22/2001	09/26/2001
San Jose Earthquakes	3	10/14/2001	10/21/2001
San Jose Earthquakes	4	11/09/2003	10/24/2004
Seattle Sounders FC	3	11/02/2011	11/08/2012
Seattle Sounders FC	2	11/18/2012	10/30/2013

TEAM HOME UNDEFEATED STREAK LEADERS

TEAM	#	START	STOP
Chicago Fire	11	10/01/1998	10/10/2001
Chicago Fire	3	09/29/2002	11/14/2003
Chicago Fire	6	10/21/2005	11/14/2009
Chivas USA	4	10/22/2006	
Colorado Rapids	2	10/08/1997	10/15/1997
Colorado Rapids	2	09/20/2000	09/28/2002
Colorado Rapids	3	11/04/2003	10/22/2005
Colorado Rapids	3	10/28/2010	10/27/2011
Columbus Crew	4	09/30/1998	11/07/1999
Columbus Crew	4	10/31/2004	11/23/2008
D.C. United	12	09/27/1996	11/13/1999
D.C. United	2	10/30/2004	11/06/2004
D.C. United	3	11/01/2007	
FC Dallas	3	10/16/1999	11/07/1999
FC Dallas	4	09/23/2001	10/29/2005
FC Dallas	2	10/27/2007	10/30/2010
Houston Dynamo	4	10/29/2006	11/10/2007
Houston Dynamo	7	11/08/2009	
Sporting Kansas City	10	09/16/2000	11/05/2004
Sporting Kansas City	3	10/27/2007	11/02/2011
Sporting Kansas City	4	11/07/2012	
LA Galaxy	3	09/29/1996	10/10/1996
LA Galaxy	3	10/17/1999	11/11/1999
LA Galaxy	5	09/20/2000	10/13/2001
LA Galaxy	10	09/25/2002	11/07/2010
LA Galaxy	4	11/03/2011	11/01/2012
LA Galaxy	3	11/11/2012	
New York Red Bulls	3	09/15/2000	09/26/2001
New York Red Bulls	2	10/27/2007	11/01/2008
Miami Fusion	3	09/22/2001	10/10/2001
New England Revolution	5	09/19/2000	10/12/2002
New England Revolution	4	11/09/2003	11/06/2005
New England Revolution	4	10/28/2006	11/08/2007
New England Revolution	3	10/30/2008	
Real Salt Lake	3	10/31/2009	10/29/2011
Real Salt Lake	2	11/07/2013	
San Jose Earthquakes	3	09/26/1996	10/14/2001
San Jose Earthquakes	4	11/09/2003	10/29/2005
Seattle Sounders FC	4	11/02/2011	10/30/2013

TEAM ROAD UNDEFEATED STREAK LEADERS

TEAM	#	START	STOP
Chicago Fire	2	10/05/1998	10/10/1998
Chicago Fire	2	11/01/2003	10/30/2005
Colorado Rapids	2	10/04/1997	10/12/1997
Colorado Rapids	2	10/29/2005	10/28/2006
Columbus Crew	3	09/25/2002	10/12/2002
D.C. United	5	10/12/1996	10/04/1998
D.C. United	4	10/23/2004	10/21/2006
FC Dallas	2	10/22/2005	10/21/2006
FC Dallas	2	11/06/2010	
Houston Dynamo	3	11/18/2007	10/29/2009
Houston Dynamo	2	10/30/2011	11/06/2011
LA Galaxy	2	09/14/2000	09/29/2000
LA Galaxy	2	10/10/2001	10/17/2001
LA Galaxy	2	10/09/2002	10/20/2002
LA Galaxy	7	10/29/2005	11/07/2012
New York Red Bulls	2	11/09/2008	11/15/2008
New York Red Bulls	2	10/30/2010	10/26/2011
New York Red Bulls	2	11/03/2012	
New England Revolution	2	10/09/2002	11/01/2003
New England Revolution	2	10/31/2004	11/06/2004
New England Revolution	2	11/05/2006	10/27/2007
Real Salt Lake	4	11/08/2008	11/22/2009
Real Salt Lake	2	11/24/2013	
San Jose Earthquakes	2	10/17/2001	10/21/2001

TEAM LOSING STREAK LEADERS

TEAM	#	START	STOP
Chicago Fire	3	10/13/2001	09/26/2002
Chicago Fire	2	11/13/2008	11/01/2009
Chivas USA	2	10/29/2006	10/27/2007
Colorado Rapids	6	10/26/1997	09/16/2000
Colorado Rapids	2	09/24/2000	09/25/2002
Colorado Rapids	2	10/05/2002	10/09/2002
Colorado Rapids	2	11/05/2005	10/21/2006
Colorado Rapids	3	10/30/2011	
Columbus Crew	2	10/12/1997	10/15/1997
Columbus Crew	3	11/13/1999	09/26/2001
Columbus Crew	5	10/31/2009	
D.C. United	2	11/01/2003	11/09/2003
D.C. United	2	11/05/2006	10/25/2007
FC Dallas	4	10/12/1997	10/04/1998
FC Dallas	4	11/11/1999	09/20/2001
FC Dallas	2	11/21/2010	
Sporting Kansas City	4	10/10/1996	10/08/1997
Sporting Kansas City	2	09/29/2001	09/25/2002
Sporting Kansas City	2	11/15/2003	10/24/2004
Sporting Kansas City	2	11/06/2011	11/04/2012
LA Galaxy	3	10/20/1996	10/08/1997
LA Galaxy	2	10/10/1998	10/16/1998
LA Galaxy	2	11/09/2003	10/22/2004
New York Red Bulls	4	09/27/1996	10/03/1998
New York Red Bulls	2	09/29/2001	11/01/2003
New York Red Bulls	2	10/23/2004	10/30/2004
New York Red Bulls	2	10/29/2005	10/21/2006
New York Red Bulls	2	10/30/2011	11/03/2011
Miami Fusion	4	09/30/1998	10/24/1999
Miami Fusion	2	10/14/2001	
New England Revolution	3	10/05/1997	09/15/2000
New England Revolution	2	11/13/2005	10/22/2006
Philadelphia Union	2	10/30/2011	
Portland Timbers	2	11/10/2013	
Real Salt Lake	2	11/02/2011	11/06/2011
Real Salt Lake	2	11/08/2012	11/03/2013
San Jose Earthquakes	2	09/29/1996	10/02/1996
San Jose Earthquakes	3	09/25/2002	11/01/2003
San Jose Earthquakes	2	10/30/2004	10/23/2005
Seattle Sounders FC	4	11/08/2009	10/29/2011
Seattle Sounders FC	2	11/02/2013	
Tampa Bay Mutiny	8	10/10/1996	

TEAM HOME LOSING STREAK LEADERS

TEAM	#	START	STOP
Colorado Rapids	2	10/05/1998	10/24/1999
Colorado Rapids	2	11/05/2005	10/21/2006
Columbus Crew	2	11/05/2009	
FC Dallas	2	10/12/1997	10/04/1998
FC Dallas	2	11/21/2010	
Sporting Kansas City	2	10/13/1996	10/04/1997
LA Galaxy	2	10/20/1996	10/05/1997
New York Red Bulls	2	11/01/2003	10/23/2004
New York Red Bulls	4	11/04/2010	
Miami Fusion	2	10/04/1998	10/24/1999
San Jose Earthquakes	2	10/30/2010	
Tampa Bay Mutiny	4	10/12/1996	

TEAM ROAD LOSING STREAK LEADERS

TEAM	#	START	STOP
Chicago Fire	5	10/16/1999	10/15/2000
Chicago Fire	3	10/13/2001	10/02/2002
Chicago Fire	2	11/06/2005	10/28/2006
Chicago Fire	2	11/13/2008	
Chivas USA	4	10/29/2006	
Colorado Rapids	6	10/26/1997	09/25/2002
Colorado Rapids	3	10/05/2002	10/30/2004
Colorado Rapids	2	11/05/2006	11/06/2010
Colorado Rapids	2	11/02/2011	
Columbus Crew	2	10/11/1998	10/21/1998
Columbus Crew	3	10/31/1999	09/26/2001
Columbus Crew	3	10/31/2009	
D.C. United	2	10/18/1998	10/25/1998
FC Dallas	9	10/15/1997	09/28/2002
Sporting Kansas City	2	10/10/1996	10/08/1997
Sporting Kansas City	5	10/03/2000	10/02/2002
Sporting Kansas City	2	11/15/2003	10/24/2004
Sporting Kansas City	2	11/10/2007	11/08/2008
Sporting Kansas City	2	11/04/2012	11/02/2013
LA Galaxy	2	10/06/2000	09/26/2001
LA Galaxy	3	11/09/2003	11/05/2004
LA Galaxy	2	11/18/2012	
New York Red Bulls	3	09/27/1996	09/30/1998
New York Red Bulls	2	09/26/2000	10/06/2000
New York Red Bulls	2	10/30/2004	10/29/2005
Miami Fusion	4	09/30/1998	
New England Revolution	4	10/05/1997	09/29/2002
New England Revolution	2	10/22/2005	10/22/2006
New England Revolution	3	11/06/2008	
Real Salt Lake	3	10/30/2010	11/06/2011
San Jose Earthquakes	2	09/29/1996	10/02/1996
San Jose Earthquakes	2	09/28/2002	11/01/2003
San Jose Earthquakes	2	10/30/2004	10/23/2005
Seattle Sounders FC	3	11/08/2009	10/29/2011
Seattle Sounders FC	2	11/11/2012	
Tampa Bay Mutiny	4	10/10/1996	

TEAM WINLESS STREAK LEADERS

TEAM	#	START	STOP
Chicago Fire	4	10/10/2001	09/26/2002
Chicago Fire	2	11/23/2003	10/21/2005
Chicago Fire	3	11/01/2007	10/30/2008
Chicago Fire	2	11/13/2008	11/01/2009
Chicago Fire	2	11/14/2009	
Chivas USA	7	10/29/2006	
Colorado Rapids	9	10/26/1997	09/25/2002
Colorado Rapids	5	10/02/2002	11/08/2003
Colorado Rapids	5	10/30/2004	10/21/2006
Colorado Rapids	3	10/30/2011	
Columbus Crew	2	10/12/1997	10/15/1997
Columbus Crew	3	11/13/1999	09/26/2001
Columbus Crew	6	10/06/2002	11/01/2008
Columbus Crew	3	10/31/2009	10/28/2010
D.C. United	2	11/01/2003	11/09/2003
D.C. United	2	10/21/2005	10/30/2005
D.C. United	5	10/29/2006	11/03/2012
D.C. United	2	11/11/2012	
FC Dallas	4	10/12/1997	10/04/1998
FC Dallas	6	11/11/1999	09/29/2001
FC Dallas	4	09/28/2002	10/29/2005
FC Dallas	2	11/21/2010	
Houston Dynamo	2	11/12/2006	10/27/2007
Houston Dynamo	3	11/01/2008	10/29/2009
Houston Dynamo	2	11/18/2012	12/01/2012
Houston Dynamo	2	11/09/2013	
Sporting Kansas City	4	10/10/1996	10/08/1997
Sporting Kansas City	2	09/29/2000	10/03/2000
Sporting Kansas City	2	09/29/2001	09/25/2002
Sporting Kansas City	2	10/02/2002	11/04/2003
Sporting Kansas City	2	11/15/2003	10/24/2004
Sporting Kansas City	4	11/03/2007	11/08/2008
Sporting Kansas City	2	11/06/2011	11/04/2012
LA Galaxy	3	10/20/1996	10/08/1997
LA Galaxy	2	10/10/1998	10/16/1998
LA Galaxy	3	10/06/2000	09/26/2001
LA Galaxy	2	11/09/2003	10/22/2004
New York Red Bulls	4	09/27/1996	10/03/1998
New York Red Bulls	2	10/06/2000	09/23/2001
New York Red Bulls	5	09/29/2001	10/30/2004
New York Red Bulls	6	10/29/2005	11/01/2008
New York Red Bulls	6	10/30/2011	
Miami Fusion	4	09/30/1998	10/24/1999
Miami Fusion	2	10/14/2001	
New England Revolution	3	10/05/1997	09/15/2000
New England Revolution	2	10/12/2002	10/20/2002
New England Revolution	2	11/09/2003	11/14/2003
New England Revolution	3	10/31/2004	10/22/2005
New England Revolution	2	11/13/2005	10/22/2006
New England Revolution	2	11/12/2006	10/27/2007
New England Revolution	3	11/18/2007	11/06/2008
Philadelphia Union	2	10/30/2011	
Portland Timbers	2	11/10/2013	
Real Salt Lake	2	11/08/2008	11/15/2008
Real Salt Lake	4	11/14/2009	11/06/2010
Real Salt Lake	5	11/02/2011	11/03/2013
San Jose Earthquakes	2	09/29/1996	10/02/1996
San Jose Earthquakes	3	09/25/2002	11/01/2003
San Jose Earthquakes	4	10/30/2004	10/30/2010
Seattle Sounders FC	5	10/29/2009	10/29/2011
Seattle Sounders FC	2	11/02/2013	
Tampa Bay Mutiny	8	10/10/1996	

TEAM HOME WINLESS STREAK LEADERS

TEAM	#	START	STOP
Chicago Fire	2	10/10/2001	10/17/2001
Chicago Fire	2	11/23/2003	10/21/2005
Chicago Fire	2	11/14/2009	
Chivas USA	3	11/03/2007	
Colorado Rapids	3	10/05/1998	09/20/2000
Colorado Rapids	2	10/09/2002	11/04/2003
Colorado Rapids	3	10/22/2005	10/21/2006
Columbus Crew	2	10/09/2002	10/31/2004
D.C. United	7	11/06/2004	
FC Dallas	2	10/12/1997	10/04/1998
FC Dallas	2	09/20/2000	09/23/2001
FC Dallas	3	10/02/2002	10/28/2006
FC Dallas	2	11/21/2010	
Houston Dynamo	2	11/03/2013	
Sporting Kansas City	2	10/13/1996	10/04/1997
LA Galaxy	2	10/20/1996	10/05/1997
New York Red Bulls	2	11/01/2003	10/23/2004
New York Red Bulls	7	10/21/2006	
Miami Fusion	2	10/04/1998	10/24/1999
New England Revolution	4	10/06/2002	11/09/2003
New England Revolution	2	11/18/2007	10/30/2008
San Jose Earthquakes	3	10/29/2005	
Seattle Sounders FC	2	10/29/2009	10/31/2010
Tampa Bay Mutiny	4	10/12/1996	

TEAM ROAD WINLESS STREAK LEADERS

TEAM	#	START	STOP
Chicago Fire	9	10/16/1999	10/02/2002
Chicago Fire	7	11/06/2005	
Chivas USA	4	10/29/2006	
Colorado Rapids	11	10/26/1997	10/29/2005
Colorado Rapids	2	11/02/2011	
Columbus Crew	2	10/11/1998	10/21/1998
Columbus Crew	3	10/31/1999	09/26/2001
Columbus Crew	7	10/06/2002	
D.C. United	2	10/18/1998	10/25/1998
FC Dallas	10	10/15/1997	10/22/2005
FC Dallas	2	11/02/2007	11/06/2010
Houston Dynamo	3	10/22/2006	10/27/2007
Houston Dynamo	3	11/01/2008	11/13/2009
Houston Dynamo	3	11/07/2012	12/01/2012
Sporting Kansas City	14	10/10/1996	11/08/2008
Sporting Kansas City	3	11/04/2012	
LA Galaxy	4	09/29/2000	10/10/2001
LA Galaxy	4	11/09/2003	10/29/2005
LA Galaxy	2	11/18/2012	
New York Red Bulls	3	09/27/1996	09/30/1998
New York Red Bulls	9	09/26/2000	11/03/2007
New York Red Bulls	3	11/03/2011	
Miami Fusion	4	09/30/1998	
New England Revolution	4	10/05/1997	09/29/2002
New England Revolution	5	11/14/2003	10/22/2006
New England Revolution	4	10/27/2007	
Real Salt Lake	7	11/14/2009	11/03/2013
San Jose Earthquakes	2	09/29/1996	10/02/1996
San Jose Earthquakes	2	09/28/2002	11/01/2003
San Jose Earthquakes	2	10/30/2004	10/23/2005
Seattle Sounders FC	3	11/08/2009	10/29/2011
Seattle Sounders FC	2	11/11/2012	
Tampa Bay Mutiny	4	10/10/1996	

OWN GOALS RECEIVED

DATE	REC TM	OFF TM	MIN	PLAYER
09/15/2000	CHI 2 vs NE	1 54	Mauricio Wright	
11/23/2003	CHI 2 vs SJ	4 54	Chris Roner	
10/30/2004	KC 3 vs SJ	0 48	Brian Ching	
11/14/2004	DC 3 at KC	2 26	Alex Zotinca	
11/21/2010	COL 2 at DAL	1 107	George John	
11/03/2012	NY 1 at DC	1 65	Bill Hamid	
11/03/2012	DC 1 vs NY	1 61	Roy Miller	

PENALTY KICK SUMMARY

DATE	TM	OPP	SHOOTER	KEEPER	RES	MN
10/02/1996	DC 2 vs MET	1	Raul Diaz Arce	Tony Meola	G	89
10/02/1996	LA 2 vs SJ	0	Mauricio Cienfuegos	Dave Salzwedel	G	36
10/08/1997	NE 1 vs DC	2	Joe-Max Moore	Scott Garlick	G	72
09/30/1998	MET 3 at CLB	5	Mike Sorber	Juergen Sommer	G	60
10/01/1998	CHI 2 vs COL	1	Lubos Kubik	Marcus Hahnemann	G	50
10/05/1998	CHI 1 at COL	0	Lubos Kubik	Marcus Hahnemann	G	42
10/17/1999	LA 3 vs COL	0	Greg Vanney	Ian Feuer	G	52
10/27/1999	DAL 3 vs CHI	2	Jorge Rodriguez	Zach Thornton	G	84
11/11/1999	LA 3 vs DAL	1	Greg Vanney	Mark Dodd	G	3
11/11/1999	DAL 1 at LA	3	Jason Kreis	Kevin Hartman	G	89
09/14/2000	LA 1 at TB	0	Greg Vanney	Scott Garlick	G	61
09/15/2000	DAL 1 at MET	2	Oscar Pareja	Paul Grafer	S	56
09/19/2000	CHI 1 at NE	2	Hristo Stoitchkov	Jeff Causey	S	46+
09/20/2000	DAL 1 vs MET	2	Jorge Rodriguez	Paul Grafer	G	82
09/24/2000	COL 2 at KC	3	Paul Bravo	Tony Meola	G	94+
10/06/2000	KC 2 vs LA	0	Miklos Molnar	Kevin Hartman	G	21
09/22/2001	CLB 1 vs SJ	3	Robert Warzycha	Joe Cannon	G	54
09/26/2001	KC 3 vs MIA	0	Matt McKeon	Nick Rimando	G	31
10/10/2001	LA 1 at CHI	1	Luis Hernandez	Zach Thornton	S	44
09/25/2002	COL 2 at DAL	4	John Spencer	Matt Jordan	G	75
09/25/2002	LA 3 vs KC	2	Carlos Ruiz	Tony Meola	G	62
09/29/2002	CHI 2 vs NE	1	Ante Razov	Adin Brown	G	43
10/05/2002	COL 0 at LA	4	John Spencer	Kevin Hartman	S	37
11/09/2003	MET 1 at NE	1	Amado Guevara	Adin Brown	G	46+
11/23/2003	CHI 2 vs SJ	4	Ante Razov	Pat Onstad	S	57
10/31/2004	CLB 1 vs NE	1	Ross Paule	Matt Reis	S	24
10/31/2004	CLB 1 vs NE	1	Tony Sanneh	Matt Reis	S	73
11/06/2004	NE 3 at DC	3	Steve Ralston	Nick Rimando	G	44
11/14/2004	KC 2 vs DC	3	Josh Wolff	Nick Rimando	G	58
10/29/2005	DAL 2 vs COL	2	Carlos Ruiz	Joe Cannon	LP	112
10/22/2006	HOU 1 at CHV	2	Dwayne De Rosario	Brad Guzan	S	86
10/29/2006	HOU 2 vs CHV	0	Brad Davis	Brad Guzan	G	64
11/05/2006	COL 1 at HOU	3	Jovan Kirovski	Pat Onstad	G	4
11/08/2008	CHV 2 vs RSL	2	Sacha Kljestan	Nick Rimando	G	30
11/09/2008	NY 3 at HOU	0	Juan Pablo Angel	Pat Onstad	G	36
11/05/2009	RSL 3 at CLB	2	Robbie Findley	William Hesmer	G	47+
11/08/2009	LA 1 vs CHV	0	Landon Donovan	Zach Thornton	G	73
11/13/2009	LA 2 vs HOU	0	Landon Donovan	Pat Onstad	G	109
10/30/2011	KC 2 at COL	0	Teal Bunbury	Matt Pickens	G	59
11/02/2011	SEA 2 vs RSL	0	Oswaldo Alonso	Nick Rimando	G	56
11/03/2011	LA 2 vs NY	1	Landon Donovan	Frank Rost	G	75
11/06/2011	LA 3 vs RSL	1	Landon Donovan	Nick Rimando	G	23
11/03/2012	DC 1 vs NY	1	Chris Pontius	Luis Robles	S	33
11/08/2012	NY 0 vs DC	1	Kenny Cooper	Joe Willis	S	73
11/18/2012	LA 1 at SEA	2	Robbie Keane	Michael Gspurning	G	68
12/01/2012	LA 3 vs HOU	1	Landon Donovan	Tally Hall	G	65
12/01/2012	LA 3 vs HOU	1	Robbie Keane	Tally Hall	G	94+
11/07/2013	POR 3 vs SEA	2	Will Johnson	Michael Gspurning	G	29

* Played for more than one team; most recent team listed.

FINAL 2014 MLS STANDINGS & LEADERS

INCLUDES GAMES OF Sunday, October 26, 2014

EASTERN	OVERALL									HOME			ROAD					
	GP	W	L	T	PTS	GF	GA	GD	W	L	T	GF	GA	W	L	T	GF	GA
D.C. United	34	17	9	8	59	52	37	15	11	2	4	28	12	6	7	4	24	25
New England	34	17	13	4	55	51	46	5	11	4	2	28	14	6	9	2	23	32
Columbus	34	14	10	10	52	52	42	10	9	4	4	27	15	5	6	6	25	27
New York	34	13	10	11	50	55	50	5	10	3	4	38	23	3	7	7	17	27
Sporting KC	34	14	13	7	49	48	41	7	6	5	6	25	21	8	8	1	23	20
Philadelphia	34	10	12	12	42	51	51	0	6	3	8	30	26	4	9	4	21	25
Toronto FC	34	11	15	8	41	44	54	-10	7	7	3	24	23	4	8	5	20	31
Houston	34	11	17	6	39	39	58	-19	8	5	4	27	25	3	12	2	12	33
Chicago	34	6	10	18	36	41	51	-10	4	2	11	22	20	2	8	7	19	31
Montreal	34	6	18	10	28	38	58	-20	6	6	5	24	24	0	12	5	14	34

WESTERN	OVERALL									HOME			ROAD					
	GP	W	L	T	PTS	GF	GA	GD	W	L	T	GF	GA	W	L	T	GF	GA
Seattle	34	20	10	4	64	65	50	15	12	4	1	31	16	8	6	3	34	34
Los Angeles	34	17	7	10	61	69	37	32	12	1	4	44	14	5	6	6	25	23
Real Salt Lake	34	15	8	11	56	54	39	15	11	1	5	33	14	4	7	6	21	25
FC Dallas	34	16	12	6	54	55	45	10	12	4	1	33	22	4	8	5	22	23
Vancouver	34	12	8	14	50	42	40	2	9	3	5	27	19	3	5	9	15	21
Portland	34	12	9	13	49	61	52	9	5	3	9	34	28	7	6	4	27	24
Chivas USA	34	9	19	6	33	29	61	-32	6	9	2	14	30	3	10	4	15	31
Colorado	34	8	18	8	32	43	62	-19	6	6	5	26	21	2	12	3	17	41
San Jose	34	6	16	12	30	35	50	-15	5	6	6	21	21	1	10	6	14	29

RECENT RESULTS

Sunday, October 26
 Columbus 2 vs Philadelphia 1
 Chivas USA 1 vs San Jose 0
 New York 2 at Sporting KC 0

Saturday, October 25
 Seattle 2 vs Los Angeles 0
 Montreal 1 vs D.C. United 1
 New England 1 vs Toronto FC 0
 Portland 2 at FC Dallas 0
 Vancouver 1 vs Colorado 0

Friday, October 24
 Chicago 2 vs Houston 1

Wednesday, October 22
 Real Salt Lake 2 vs Chivas USA 0

Sunday, October 19
 Columbus 3 at New York 1
 Los Angeles 2 vs Seattle 2

GOALS

PLAYER	TEAM	GP	GOALS
Bradley Wright-Phillips	NY	32	27
Dom Dwyer	KC	33	22
Robbie Keane	LA	29	19
Lee Nguyen	NE	32	18
Obafemi Martins	SEA	31	17
Gyasi Zardes	LA	32	16
Clint Dempsey	SEA	26	15
Erick Torres	CHV	29	15
Chris Wondolowski	SJ	26	14
Joao Plata	RSL	26	13

ASSISTS

PLAYER	TEAM	GP	ASTS
Landon Donovan	LA	31	19
Thierry Henry	NY	30	14
Robbie Keane	LA	29	14
Diego Valeri	POR	33	14
Obafemi Martins	SEA	31	13
Javier Morales	RSL	30	12
Pedro Morales	VAN	33	12
Brad Davis	HOU	25	11
Cristian Maidana	PHI	26	11
Mauro Rosales	VAN*	32	11
Marcelo Sarvas	LA	28	11

GAME-WINNING GOALS

PLAYER	TEAM	GP	GWG
Lee Nguyen	NE	32	9
Dom Dwyer	KC	33	6
Bradley Wright-Phillips	NY	32	6
Gyasi Zardes	LA	32	6
Will Bruin	HOU	27	5
Jermain Defoe	TOR	19	5
Clint Dempsey	SEA	26	5
Ethan Finlay	CLB	29	5
Robbie Keane	LA	29	5

7 players tied with 4

GAME-WINNING ASSISTS

PLAYER	TEAM	GP	GWA
Robbie Keane	LA	29	6
Clint Dempsey	SEA	26	5
Landon Donovan	LA	31	5
Brad Davis	HOU	25	4
Fabian Espindola	DC	27	4
Thierry Henry	NY	30	4
Obafemi Martins	SEA	31	4
Pedro Morales	VAN	33	4
Marco Pappa	SEA	29	4
Gonzalo Pineda	SEA	28	4
Marcelo Sarvas	LA	28	4

SHOTS

PLAYER	TEAM	GP	SHOTS
Robbie Keane	LA	29	122
Deshorn Brown	COL	30	121
Giles Barnes	HOU	34	113
Clint Dempsey	SEA	26	113
Dom Dwyer	KC	33	113
Bradley Wright-Phillips	NY	32	109
Pedro Morales	VAN	33	105
Diego Valeri	POR	33	104
Erick Torres	CHV	29	95
Thierry Henry	NY	30	86

SHOTS ON GOAL

PLAYER	TEAM	GP	SOG
Bradley Wright-Phillips	NY	32	57
Robbie Keane	LA	29	54
Dom Dwyer	KC	33	48
Clint Dempsey	SEA	26	47
Deshorn Brown	COL	30	46
Giles Barnes	HOU	34	42
Diego Valeri	POR	33	42
Lee Nguyen	NE	32	41
Pedro Morales	VAN	33	39
Obafemi Martins	SEA	31	36
Chris Wondolowski	SJ	26	36

HAT TRICKS

PLAYER	TEAM	GP	HATS
Bradley Wright-Phillips	NY	32	3
Tesho Akindele	DAL	26	1
Clint Dempsey	SEA	26	1
Javier Morales	RSL	30	1
Harry Shipp	CHI	33	1
Luis Silva	DC	27	1

MULTI-GOAL GAMES

PLAYER	TEAM	GP	GAMES
Bradley Wright-Phillips	NY	32	6
Dom Dwyer	KC	33	5
Obafemi Martins	SEA	31	5
Fanendo Adi	POR	24	4
Robbie Keane	LA	29	4
Jermain Defoe	TOR	19	3
Clint Dempsey	SEA	26	3
Pedro Morales	VAN	33	3
Lee Nguyen	NE	32	3
Luis Silva	DC	27	3
Gyasi Zardes	LA	32	3

FOULS COMMITTED

PLAYER	TEAM	GP	FC
Diego Chara	POR	31	83
Perry Kitchen	DC	31	65
Dom Dwyer	KC	33	64
Matias Laba	VAN	32	61
Quincy Amarikwa	CHI	32	57
Marcelo Sarvas	LA	28	57
Hassoun Camara	MTL	28	56
Tony Tchani	CLB	33	56
Giles Barnes	HOU	34	52
Javier Morales	RSL	30	52

FOULS SUFFERED

PLAYER	TEAM	GP	FS
Quincy Amarikwa	CHI	32	101
Darlington Nagbe	POR	32	93
Lee Nguyen	NE	32	78
Benny Feilhaber	KC	31	73
Javier Morales	RSL	30	73
Mauro Rosales	VAN*	32	73
Obafemi Martins	SEA	31	67
Dom Dwyer	KC	33	66
Sebastian Fernandez	VAN	32	64
Dillon Powers	COL	30	63

OFFSIDES

PLAYER	TEAM	GP	OFF
Dom Dwyer	KC	33	38
Deshorn Brown	COL	30	33
Marco Di Vaio	MTL	26	33
Bradley Wright-Phillips	NY	32	33
Eddie Johnson	DC	26	32
Fabian Castillo	DAL	27	31
Fabian Espindola	DC	27	28
Quincy Amarikwa	CHI	32	27
Jermain Defoe	TOR	19	25
Fanendo Adi	POR	24	23

CORNER KICKS

PLAYER	TEAM	GP	CK
Federico Higuain	CLB	29	134
Brad Davis	HOU	25	132
Graham Zusi	KC	25	125
Diego Valeri	POR	33	124
Javier Morales	RSL	30	118
Harry Shipp	CHI	33	113
Pedro Morales	VAN	33	109
Thierry Henry	NY	30	102
Kelyn Rowe	NE	27	99
Cristian Maidana	PHI	26	97

CAUTIONS (YELLOW)

PLAYER	TEAM	GP	CAUT
Oswaldo Minda	CHV	20	12
Hassoun Camara	MTL	28	11
Perry Kitchen	DC	31	11
Nick LaBrocca	COL	31	9
Gonzalo Pineda	SEA	28	9

6 players tied with 8

EJECTIONS (RED CARDS)

PLAYER	TEAM	GP	EJECT
Bernardo Anor	CLB	27	2
Aurelien Collin	KC	26	2
Nick Hagglund	TOR	25	2
Moises Hernandez	DAL	17	2
Obafemi Martins	SEA	31	2
Blas Perez	DAL	29	2
Wil Trapp	CLB	28	2
Je-Vaughn Watson	DAL	31	2

71 players tied with 1

GAMES PLAYED

PLAYER	TEAM	GP
Dominic Oduro	TOR*	35

13 players tied with 34

GAMES STARTED

PLAYER	TEAM	GS
Giles Barnes	HOU	34
Bobby Boswell	DC	34
Jon Busch	SJ	34
Steve Clark	CLB	34
Stefan Frei	SEA	34
Raymon Gaddis	PHI	34
David Ousted	VAN	34
Luis Robles	NY	34

6 players tied with 33

MINUTES PLAYED

PLAYER	TEAM	MIN
Jon Busch	SJ	3060
Steve Clark	CLB	3060
Stefan Frei	SEA	3060
David Ousted	VAN	3060
Luis Robles	NY	3060
Raymon Gaddis	PHI	3051
Bobby Boswell	DC	3045
Giles Barnes	HOU	3028
Sean Johnson	CHI	2970
Jeff Larentowicz	CHI	2970

GOALKEEPING LEADERS

PLAYER	TEAM	GP	MIN	SHTS	SVS	GA	GAA	W-L-T	SHO
Nick Rimando	RSL	24	2160	96	71	25	1.04	13-4-7	7
Eric Kronberg	KC	20	1800	67	45	22	1.10	7-8-5	7
Bill Hamid	DC	30	2700	144	110	34	1.13	14-9-7	10
Jaime Penedo	LA	29	2610	114	81	33	1.14	15-7-7	8
Andy Gruenebaum	KC	11	945	46	34	12	1.14	6-3-2	3
David Ousted	VAN	34	3060	136	96	40	1.18	12-8-14	13
Steve Clark	CLB	34	3060	153	111	42	1.24	14-10-10	8
Raul Fernandez	DAL	21	1818	91	66	25	1.24	9-8-3	4
Bobby Shuttleworth	NE	32	2880	134	94	40	1.25	16-12-4	8
Donovan Ricketts	POR	32	2861	149	105	44	1.38	12-7-12	7
Tyler Deric	HOU	11	910	50	36	14	1.38	3-5-2	3
Jeff Attinella	RSL	10	900	59	45	14	1.40	2-4-4	3
Chris Seitz	DAL	14	1242	64	44	20	1.45	7-4-3	2
Jon Busch	SJ	34	3060	188	138	50	1.47	6-16-12	6
Stefan Frei	SEA	34	3060	149	99	50	1.47	20-10-4	9
Luis Robles	NY	34	3060	161	111	50	1.47	13-10-11	6
Sean Johnson	CHI	33	2970	145	96	49	1.48	6-9-18	6
Zac MacMath	PHI	29	2610	122	77	45	1.55	9-10-10	5
Joseph Bendik	TOR	27	2430	127	82	45	1.67	8-11-8	4
Troy Perkins	MTL	21	1890	101	66	35	1.67	4-12-5	5
Dan Kennedy	CHV	33	2957	150	93	57	1.73	9-18-6	6
Evan Bush	MTL	13	1170	75	52	23	1.77	2-6-5	3
Tally Hall	HOU	24	2150	111	67	44	1.84	8-12-4	7
Clint Irwin	COL	26	2336	122	73	49	1.89	7-15-4	7

Minimum: 900 minutes played

GOALKEEPER WINS

PLAYER	TEAM	GP	WON
Stefan Frei	SEA	34	20
Bobby Shuttleworth	NE	32	16
Jaime Penedo	LA	29	15
Steve Clark	CLB	34	14
Bill Hamid	DC	30	14
Nick Rimando	RSL	24	13
Luis Robles	NY	34	13
David Ousted	VAN	34	12
Donovan Ricketts	POR	32	12

SAVES

PLAYER	TEAM	GP	SVS
Jon Busch	SJ	34	138
Steve Clark	CLB	34	111
Luis Robles	NY	34	111
Bill Hamid	DC	30	110
Donovan Ricketts	POR	32	105
Stefan Frei	SEA	34	99
Sean Johnson	CHI	33	96
David Ousted	VAN	34	96
Bobby Shuttleworth	NE	32	94
Dan Kennedy	CHV	33	93

GOALKEEPER LOSSES

PLAYER	TEAM	GP	LOST
Dan Kennedy	CHV	33	18
Jon Busch	SJ	34	16
Clint Irwin	COL	26	15
Tally Hall	HOU	24	12
Troy Perkins	MTL	21	12
Bobby Shuttleworth	NE	32	12
Joseph Bendik	TOR	27	11
Steve Clark	CLB	34	10
Stefan Frei	SEA	34	10
Zac MacMath	PHI	29	10
Luis Robles	NY	34	10

SHUTOUTS

PLAYER	TEAM	GP	SHO
David Ousted	VAN	34	13
Bill Hamid	DC	30	10
Stefan Frei	SEA	34	9
Steve Clark	CLB	34	8
Jaime Penedo	LA	29	8
Bobby Shuttleworth	NE	32	8
Tally Hall	HOU	24	7
Clint Irwin	COL	26	7
Eric Kronberg	KC	20	7
Donovan Ricketts	POR	32	7
Nick Rimando	RSL	24	7

MINUTES PLAYED IN GOAL

PLAYER	TEAM	MIN
Jon Busch	SJ	3060
Steve Clark	CLB	3060
Stefan Frei	SEA	3060
David Ousted	VAN	3060
Luis Robles	NY	3060
Sean Johnson	CHI	2970
Dan Kennedy	CHV	2957
Bobby Shuttleworth	NE	2880
Donovan Ricketts	POR	2861
Bill Hamid	DC	2700

LONGEST SHUTOUT STREAKS (MINUTES)

PLAYER	MIN	START	END
David Ousted, VAN	393	9/27/2014	current
Dan Kennedy, CHV	352	6/08/2014	7/12/2014
David Ousted, VAN	325	7/27/2014	8/23/2014
Nick Rimando, RSL	322	3/22/2014	4/26/2014
Troy Perkins, MTL	315	6/11/2014	7/05/2014
Andy Gruenebaum, KC	308	9/06/2014	current
Donovan Ricketts, POR	304	10/04/2014	current
Bill Hamid, DC	285	8/27/2014	9/10/2014
Nick Rimando, RSL	285	7/30/2014	8/16/2014
Eric Kronberg, KC	282	3/29/2014	4/26/2014

SAVES PERCENTAGE

PLAYER	TEAM	GP	SAVES	SOG	PCT
Bill Hamid	DC	30	110	146	75.3
Jeff Attinella	RSL	10	45	60	75.0
Nick Rimando	RSL	24	71	97	73.2
Steve Clark	CLB	34	111	153	72.5
Jon Busch	SJ	34	138	192	71.9
Jaime Penedo	LA	29	81	115	70.4
Donovan Ricketts	POR	32	105	151	69.5
Raul Fernandez	DAL	21	66	95	69.5
David Ousted	VAN	34	96	140	68.6
Bobby Shuttleworth	NE	32	94	141	66.7

Minimum: 40 saves

TEAM ATTENDANCE REPORT

	HOME GAMES			ROAD GAMES		
	DATES	TOTAL	AVERAGE	DATES	TOTAL	AVERAGE
Chicago Fire	17	273,293	16,076	17	283,276	16,663
Chivas USA	17	120,063	7,063	17	300,143	17,655
Colorado Rapids	17	256,386	15,082	17	334,474	19,675
Columbus Crew	17	286,976	16,881	17	355,910	20,936
FC Dallas	17	285,880	16,816	17	309,518	18,207
D.C. United	17	289,506	17,030	17	298,183	17,540
Houston Dynamo	17	341,994	20,117	17	312,717	18,395
Sporting Kansas City	17	340,058	20,003	17	303,680	17,864
LA Galaxy	17	361,392	21,258	17	396,396	23,317
Montreal Impact	17	296,159	17,421	17	302,008	17,765
New England Revolution	17	283,583	16,681	17	312,055	18,356
New York Red Bulls	17	330,162	19,421	17	333,647	19,626
Philadelphia Union	17	299,730	17,631	17	324,390	19,082
Portland Timbers	17	353,208	20,777	17	345,681	20,334
Real Salt Lake	17	345,971	20,351	17	318,523	18,737
San Jose Earthquakes	17	254,098	14,947	17	352,630	20,743
Seattle Sounders FC	17	743,485	43,734	17	339,258	19,956
Toronto FC	17	375,463	22,086	17	346,300	20,371
Vancouver Whitecaps FC	17	346,943	20,408	17	315,561	18,562
MLS Totals	323	6,184,350	19,147	323	6,184,350	19,147

TEAM TOTALS

TEAM	GP	G	A	SHT	SOG	PG	PA	BK	FC	FS	OFF	CK	C	E
Chicago Fire	34	41	29	423	148	7	11	5	448	448	66	173	64	3
Chivas USA	34	29	22	322	103	6	7	5	488	389	51	123	72	9
Colorado Rapids	34	43	28	476	166	9	10	3	392	379	88	173	52	5
Columbus Crew	34	52	46	474	161	6	9	2	411	391	80	177	56	5
FC Dallas	34	55	36	386	137	7	9	10	418	442	76	170	53	10
D.C. United	34	52	49	366	144	4	5	2	429	397	85	136	51	3
Houston Dynamo	34	39	35	450	154	3	6	8	425	384	64	185	51	5
Sporting Kansas City	34	48	37	468	160	7	8	8	499	492	79	180	62	6
LA Galaxy	34	69	75	543	201	4	8	2	394	415	55	174	48	2
Montreal Impact	34	38	38	393	141	0	2	6	457	383	89	146	58	6
New England Revolution	34	51	49	467	180	4	5	8	427	442	54	209	58	2
New York Red Bulls	34	55	54	402	158	7	8	10	400	382	87	166	53	3
Philadelphia Union	34	51	47	467	153	7	7	6	413	417	76	211	37	5
Portland Timbers	34	61	50	488	183	4	4	4	451	526	96	176	52	3
Real Salt Lake	34	54	43	441	166	7	8	2	424	433	64	163	50	4
San Jose Earthquakes	34	35	26	390	126	2	3	5	413	450	53	118	59	3
Seattle Sounders FC	34	65	65	470	187	6	7	3	453	514	63	166	56	3
Toronto FC	34	44	38	460	152	3	5	0	425	476	77	169	59	7
Vancouver Whitecaps FC	34	42	35	452	158	10	12	4	434	441	74	162	59	3

TEAM RANKS

TEAM	G	A	SHT	SOG	BLK	FC	FS	OFF	CK	C
Chicago Fire	15	16	13	14	8	6	5	12	8	2
Chivas USA	19	19	19	19	8	2	13	19	18	1
Colorado Rapids	13	17	3	5	13	19	19	3	8	13
Columbus Crew	7	8	4	7	15	16	15	6	5	9
FC Dallas	4	13	17	17	1	13	7	9	10	11
D.C. United	7	5	18	15	15	8	14	5	17	15
Houston Dynamo	16	14	11	11	3	10	17	13	3	15
Sporting Kansas City	11	12	6	8	3	1	3	7	4	3
LA Galaxy	1	1	1	1	15	18	12	16	7	18
Montreal Impact	17	10	15	16	6	3	16	2	16	7
New England Revolution	9	5	7	4	3	9	10	17	2	7
New York Red Bulls	4	3	14	9	1	17	18	4	12	11
Philadelphia Union	9	7	7	12	6	14	11	9	1	19
Portland Timbers	3	4	2	3	11	5	1	1	6	13
Real Salt Lake	6	9	12	5	15	12	9	13	14	17
San Jose Earthquakes	18	18	16	18	8	14	8	18	19	4
Seattle Sounders FC	2	2	5	2	13	4	2	15	12	9
Toronto FC	12	10	9	13	19	10	4	8	11	4
Vancouver Whitecaps FC	14	14	10	9	11	7	6	11	15	4

TEAM vs TEAM RECORDS

TEAM	CHI	CHV	COL	CLB	DAL	DC	HOU	KC	LA	MTL	NE	NY	PHI	POR	RSL	SJ	SEA	TOR	VAN
Chicago Fire	---	0-1-0	0-0-1	0-1-1	1-0-0	0-1-2	1-1-0	1-1-1	0-0-1	0-1-2	1-1-1	2-0-1	0-0-3	0-0-1	0-1-0	0-1-0	0-1-0	0-0-3	0-0-1
Chivas USA	1-0-0	---	2-1-0	0-1-0	0-2-1	0-1-0	0-1-0	0-2-1	1-0-0	0-1-0	0-0-1	0-1-0	0-2-1	2-1-0	2-1-0	2-1-0	0-3-0	0-1-0	1-0-2
Colorado Rapids	0-0-1	1-2-0	---	0-0-1	0-3-0	0-1-0	1-0-0	0-1-0	1-2-0	1-0-0	0-1-0	0-0-1	0-0-1	1-1-1	0-3-0	0-0-3	0-3-0	1-0-0	2-1-0
Columbus Crew	1-0-1	1-0-0	0-0-1	---	0-0-1	1-0-2	1-1-1	0-2-0	1-0-0	2-1-0	2-1-0	1-1-1	3-0-0	0-0-1	0-0-1	1-0-0	1-0-0	0-3-0	0-1-0
FC Dallas	0-1-0	2-0-1	3-0-0	0-0-1	---	0-1-0	1-0-0	0-0-1	1-2-0	1-0-0	1-0-0	0-1-0	1-0-0	1-1-1	1-1-1	1-2-0	1-2-0	1-0-0	1-1-1
D.C. United	1-0-2	1-0-0	1-0-0	0-1-2	1-0-0	---	2-1-0	2-0-1	0-1-0	1-0-2	1-1-0	2-1-0	2-0-0	0-1-0	1-0-0	1-0-0	0-1-0	2-1-0	0-0-1
Houston Dynamo	1-1-0	1-0-0	0-1-0	1-1-1	0-0-1	1-2-0	---	1-1-0	1-0-0	2-1-0	1-2-0	0-2-1	1-0-2	0-0-1	0-1-0	0-1-0	0-1-0	1-1-1	0-1-0
Sporting Kansas City	1-1-1	1-0-0	1-0-0	2-0-0	0-0-1	0-2-1	1-1-0	---	1-0-0	3-0-0	0-3-0	0-2-1	1-0-2	1-0-0	0-0-1	1-0-0	0-1-0	2-0-1	0-1-0
LA Galaxy	0-0-1	2-0-1	2-1-0	0-1-0	2-1-0	1-0-0	0-1-0	0-1-0	---	0-0-1	1-0-0	1-0-0	1-0-0	1-0-2	1-1-1	1-0-2	1-1-1	1-0-0	2-0-1
Montreal Impact	1-0-2	0-1-0	0-1-0	1-2-0	0-1-0	0-1-2	1-2-0	0-3-0	0-0-1	---	1-1-1	0-1-1	1-1-1	0-1-0	1-0-0	1-0-0	0-1-0	0-1-1	0-0-1
New England Revolution	1-1-1	1-0-0	1-0-0	1-2-0	0-1-0	1-1-0	2-1-0	3-0-0	0-1-0	1-1-1	---	0-2-0	1-2-0	0-0-1	0-1-0	1-0-0	1-0-0	3-0-0	0-0-1
New York Red Bulls	0-2-1	0-0-1	0-0-1	1-1-1	1-0-0	1-2-0	2-0-1	2-0-1	0-1-0	1-0-1	2-0-0	---	1-1-1	0-1-0	0-0-1	0-0-1	1-0-0	1-1-1	0-1-0
Philadelphia Union	0-0-3	1-0-0	0-0-1	0-3-0	0-1-0	0-2-0	0-1-2	2-0-1	0-1-0	1-1-1	2-1-0	1-1-1	---	0-0-1	1-0-0	0-1-0	2-0-0	0-0-1	0-0-1
Portland Timbers	0-0-1	2-0-1	1-1-1	0-0-1	1-1-1	1-0-0	0-0-1	0-1-0	0-1-2	1-0-0	0-0-1	1-0-0	0-0-1	---	1-1-1	2-0-1	0-2-1	0-1-0	2-1-0
Real Salt Lake	1-0-0	1-2-0	3-0-0	0-0-1	1-1-1	1-0-0	1-0-0	0-0-1	1-1-1	1-0-0	1-0-0	0-0-1	0-0-1	1-1-1	---	1-0-2	1-2-0	1-0-0	0-1-2
San Jose Earthquakes	1-0-0	1-2-0	0-0-3	0-0-1	2-1-0	0-1-0	1-0-0	0-1-0	0-1-2	0-1-0	0-1-0	0-0-1	0-1-0	0-2-1	0-1-2	---	1-1-1	0-1-0	0-2-1
Seattle Sounders FC	1-0-0	3-0-0	3-0-0	0-1-0	2-1-0	1-0-0	1-0-0	1-1-1	1-0-0	0-1-0	0-1-0	1-0-0	2-0-1	2-1-0	1-1-1	---	0-1-0	0-2-1	0-1-0
Toronto FC	0-0-3	1-0-0	0-1-0	3-0-0	0-1-0	1-2-0	1-1-1	0-2-1	0-1-0	1-0-1	0-3-0	1-1-1	0-2-0	1-0-0	0-1-0	1-0-0	---	0-0-1	0-0-1
Vancouver Whitecaps FC	0-0-1	0-1-2	1-2-0	1-0-0	1-1-1	0-0-1	1-0-0	1-0-0	0-2-1	0-0-1	0-0-1	1-0-0	0-0-1	1-2-0	1-0-2	2-0-1	2-0-1	0-0-1	---

TEAM vs TEAM AGGREGATE GOALS

TEAM	CHI	CHV	COL	CLB	DAL	DC	HOU	KC	LA	MTL	NE	NY	PHI	POR	RSL	SJ	SEA	TOR	VAN
Chicago Fire	---	2-3	0-0	1-3	1-0	6-7	2-3	3-4	1-1	1-2	3-3	7-5	4-4	1-1	2-3	1-5	2-3	4-4	0-0
Chivas USA	3-2	---	5-5	0-3	2-5	1-3	1-4	0-4	1-7	1-0	0-1	1-1	0-3	1-5	2-2	2-1	5-10	0-3	4-2
Colorado Rapids	0-0	5-5	---	1-1	3-7	2-4	3-0	2-3	4-10	4-1	0-3	1-1	3-3	5-4	2-8	1-1	2-9	1-0	4-2
Columbus Crew	3-1	3-0	1-1	---	0-0	4-1	5-3	1-4	4-1	4-3	4-3	5-6	7-4	3-3	1-1	1-1	2-1	4-8	0-1
FC Dallas	0-1	5-2	7-3	0-0	---	1-4	4-1	1-1	4-5	3-2	2-0	0-1	2-1	4-5	3-3	7-4	6-6	2-1	4-5
D.C. United	7-6	3-1	4-2	1-4	4-1	---	5-2	4-0	1-4	6-4	3-2	3-1	2-0	2-3	0-3	2-1	0-1	5-2	0-0
Houston Dynamo	3-2	4-1	0-3	3-5	1-4	2-5	---	3-3	1-0	4-5	5-4	2-7	2-0	1-1	2-5	0-3	0-2	5-6	1-2
Sporting Kansas City	4-3	4-0	3-2	4-1	1-1	0-4	3-3	---	2-1	9-1	3-8	2-5	3-5	1-0	0-0	1-0	0-1	8-4	0-2
LA Galaxy	1-1	7-1	10-4	1-4	5-4	4-1	0-1	1-2	---	2-2	5-1	4-0	4-1	6-4	2-2	4-3	5-4	3-0	5-2
Montreal Impact	2-1	0-1	1-4	3-4	2-3	4-6	5-4	1-9	2-2	---	5-4	4-6	3-3	2-3	1-3	2-0	0-2	1-3	0-0
New England Revolution	3-3	1-0	3-0	3-4	0-2	2-3	4-5	8-3	1-5	4-5	---	1-4	6-7	1-1	1-2	2-1	5-0	6-1	0-0
New York Red Bulls	5-7	1-1	1-1	6-5	1-0	1-3	7-2	5-2	0-4	6-4	4-1	---	5-6	1-2	1-1	1-1	4-1	5-5	1-4
Philadelphia Union	4-4	3-0	3-3	4-7	1-2	0-2	0-2	5-3	1-4	3-3	7-6	6-5	---	1-1	2-2	4-2	1-2	3-0	3-3
Portland Timbers	1-1	5-1	4-5	3-3	5-4	3-2	1-1	0-1	4-6	3-2	1-1	2-1	1-1	---	3-2	8-4	6-10	2-3	9-4
Real Salt Lake	3-2	2-2	8-2	1-1	3-3	3-0	5-2	0-0	2-2	3-1	2-1	1-1	2-2	2-3	---	6-4	4-8	3-0	4-5
San Jose Earthquakes	5-1	1-2	1-1	1-1	4-7	1-2	3-0	0-1	3-4	0-2	1-2	1-1	2-4	4-8	4-6	---	2-2	0-1	2-5
Seattle Sounders FC	3-2	10-5	9-2	1-2	6-6	1-0	2-0	1-0	4-5	2-0	0-5	1-4	2-1	10-6	8-4	2-2	---	1-2	2-4
Toronto FC	4-4	3-0	0-1	8-4	1-2	2-5	6-5	4-8	0-3	3-1	1-6	5-5	0-3	3-2	0-3	1-0	2-1	---	1-1
Vancouver Whitecaps FC	0-0	2-4	2-4	1-0	5-4	0-0	2-1	2-0	2-5	0-0	0-0	4-1	3-3	4-9	5-4	5-2	4-2	1-1	---

TEAM GOALS SCORED INTERVALS

TEAM	GP	G	1-15	16-30	31-45	46-60	61-75	76-90	OT
LA Galaxy	34	69	7	12	13	11	14	12	0
Seattle Sounders FC	34	65	6	7	14	8	15	15	0
Portland Timbers	34	61	9	2	11	5	17	17	0
New York Red Bulls	34	55	6	5	11	13	11	9	0
FC Dallas	34	55	5	10	9	9	9	13	0
Real Salt Lake	34	54	10	10	11	7	5	11	0
D.C. United	34	52	7	8	10	8	11	8	0
Columbus Crew	34	52	4	8	10	10	5	15	0
Philadelphia Union	34	51	6	2	11	4	15	13	0
New England Revolution	34	51	4	11	10	9	7	10	0
Sporting Kansas City	34	48	5	3	8	11	7	14	0
Toronto FC	34	44	5	9	7	7	6	10	0
Colorado Rapids	34	43	3	11	3	8	6	12	0
Vancouver Whitecaps FC	34	42	5	8	8	6	7	8	0
Chicago Fire	34	41	6	8	5	6	8	8	0
Houston Dynamo	34	39	8	7	8	3	8	5	0
Montreal Impact	34	38	8	4	12	3	2	9	0
San Jose Earthquakes	34	35	2	4	7	6	9	7	0
Chivas USA	34	29	3	3	3	9	2	9	0

TEAM GOALS ALLOWED INTERVALS

TEAM	GP	G	1-15	16-30	31-45	46-60	61-75	76-90	OT
LA Galaxy	34	37	3	8	4	3	11	8	0
D.C. United	34	37	6	8	5	5	2	11	0
Real Salt Lake	34	39	2	5	9	6	8	9	0
Vancouver Whitecaps FC	34	40	4	4	7	4	8	13	0
Sporting Kansas City	34	41	4	7	8	5	7	10	0
Columbus Crew	34	42	4	4	9	9	5	11	0
FC Dallas	34	45	3	8	7	5	10	12	0
New England Revolution	34	46	9	7	9	5	7	9	0
New York Red Bulls	34	50	9	4	8	11	7	11	0
Seattle Sounders FC	34	50	11	7	10	12	5	5	0
San Jose Earthquakes	34	50	6	10	10	8	8	8	0
Philadelphia Union	34	51	7	6	4	11	6	17	0
Chicago Fire	34	51	4	3	14	7	8	15	0
Portland Timbers	34	52	3	13	8	4	10	14	0
Toronto FC	34	54	8	11	10	9	6	10	0
Montreal Impact	34	58	8	9	10	10	12	9	0
Houston Dynamo	34	58	6	4	13	9	17	9	0
Chivas USA	34	61	5	9	15	9	13	10	0
Colorado Rapids	34	62	7	5	11	11	14	14	0

GOAL-SCORING TOTALS

TEAM	OVERALL	GOALS FOR		GOALS AGAINST	
	RECORD	TOTAL	AVG	TOTAL	AVG
LA Galaxy	17-7-10	69	2.03	37	1.09 (1st)
Seattle Sounders FC	20-10-4	65	1.91	50	1.47 (9th)
Portland Timbers	12-9-13	61	1.79	52	1.53 (14th)
FC Dallas	16-12-6	55	1.62	45	1.32 (7th)
New York Red Bulls	13-10-11	55	1.62	50	1.47 (9th)
Real Salt Lake	15-8-11	54	1.59	39	1.15 (3d)
Columbus Crew	14-10-10	52	1.53	42	1.24 (6th)
D.C. United	17-9-8	52	1.53	37	1.09 (1st)
New England Revolution	17-13-4	51	1.50	46	1.35 (8th)
Philadelphia Union	10-12-12	51	1.50	51	1.50 (12th)
Sporting Kansas City	14-13-7	48	1.41	41	1.21 (5th)
Toronto FC	11-15-8	44	1.29	54	1.59 (15th)
Colorado Rapids	8-18-8	43	1.26	62	1.82 (19th)
Vancouver Whitecaps FC	12-8-14	42	1.24	40	1.18 (4th)
Chicago Fire	6-10-18	41	1.21	51	1.50 (12th)
Houston Dynamo	11-17-6	39	1.15	58	1.71 (16th)
Montreal Impact	6-18-10	38	1.12	58	1.71 (16th)
San Jose Earthquakes	6-16-12	35	1.03	50	1.47 (9th)
Chivas USA	9-19-6	29	0.85	61	1.79 (18th)
		924	2.86 goals per game		

RECORD IN ONE-GOAL GAMES

TEAM	-REGULATION-OT-				--- SHOOTOUT ---				---- BOTH -----			
	W	L	T	PCT	W	L	T	PCT	W	L	T	PCT
Vancouver Whitecaps FC	8	3	0	.727	0	0	0	---	8	3	0	.727
Chivas USA	7	4	0	.636	0	0	0	---	7	4	0	.636
Seattle Sounders FC	10	6	0	.625	0	0	0	---	10	6	0	.625
New England Revolution	10	6	0	.625	0	0	0	---	10	6	0	.625
New York Red Bulls	6	4	0	.600	0	0	0	---	6	4	0	.600
Houston Dynamo	6	4	0	.600	0	0	0	---	6	4	0	.600
Real Salt Lake	8	6	0	.571	0	0	0	---	8	6	0	.571
LA Galaxy	6	5	0	.545	0	0	0	---	6	5	0	.545
D.C. United	7	6	0	.538	0	0	0	---	7	6	0	.538
Columbus Crew	7	6	0	.538	0	0	0	---	7	6	0	.538
FC Dallas	10	9	0	.526	0	0	0	---	10	9	0	.526
Sporting Kansas City	7	7	0	.500	0	0	0	---	7	7	0	.500
Chicago Fire	6	6	0	.500	0	0	0	---	6	6	0	.500
Portland Timbers	5	5	0	.500	0	0	0	---	5	5	0	.500
Toronto FC	6	8	0	.429	0	0	0	---	6	8	0	.429
Philadelphia Union	5	9	0	.357	0	0	0	---	5	9	0	.357
San Jose Earthquakes	4	10	0	.286	0	0	0	---	4	10	0	.286
Colorado Rapids	3	10	0	.231	0	0	0	---	3	10	0	.231
Montreal Impact	2	9	0	.182	0	0	0	---	2	9	0	.182

CONSECUTIVE MINUTES WITHOUT SCORING A GOAL

TEAM	MIN	START	END
Chivas USA	597	7/20/2014	9/03/2014
Houston Dynamo	480	5/17/2014	7/04/2014
Vancouver Whitecaps FC	450	8/10/2014	9/10/2014
San Jose Earthquakes	394	10/04/2014	current
Toronto FC	370	8/23/2014	9/13/2014
San Jose Earthquakes	354	5/31/2014	7/11/2014
Columbus Crew	335	4/26/2014	5/17/2014
Houston Dynamo	335	4/05/2014	4/27/2014
Chivas USA	312	9/03/2014	9/27/2014
New England Revolution	305	3/08/2014	3/29/2014

CONSECUTIVE MINUTES WITHOUT ALLOWING A GOAL

TEAM	MIN	START	END
Vancouver Whitecaps FC	393	9/27/2014	current
Chivas USA	352	6/08/2014	7/12/2014
Vancouver Whitecaps FC	325	7/27/2014	8/23/2014
LA Galaxy	318	3/22/2014	4/19/2014
Montreal Impact	315	6/11/2014	7/05/2014
Real Salt Lake	313	10/05/2014	current
Portland Timbers	304	10/04/2014	current
Real Salt Lake	291	3/22/2014	4/12/2014
D.C. United	285	8/27/2014	9/10/2014
Real Salt Lake	285	7/30/2014	8/16/2014

HOME RECORDS

TEAM	W	L	T	PCT
LA Galaxy	12	1	4	.824
Real Salt Lake	11	1	5	.794
D.C. United	11	2	4	.765
FC Dallas	12	4	1	.735
Seattle Sounders FC	12	4	1	.735
New England Revolution	11	4	2	.706
New York Red Bulls	10	3	4	.706
Vancouver Whitecaps FC	9	3	5	.676
Columbus Crew	9	4	4	.647
Philadelphia Union	6	3	8	.588
Houston Dynamo	8	5	4	.588
Chicago Fire	4	2	11	.559
Portland Timbers	5	3	9	.559
Sporting Kansas City	6	5	6	.529
Montreal Impact	6	6	5	.500
Toronto FC	7	7	3	.500
Colorado Rapids	6	6	5	.500
San Jose Earthquakes	5	6	6	.471
Chivas USA	6	9	2	.412

HOME GOAL-SCORING TOTALS

TEAM	W	L	T	GF	AVG	GA	AVG
LA Galaxy	12	1	4	44	2.59	14	0.82
New York Red Bulls	10	3	4	38	2.24	23	1.35
Portland Timbers	5	3	9	34	2.00	28	1.65
FC Dallas	12	4	1	33	1.94	22	1.29
Real Salt Lake	11	1	5	33	1.94	14	0.82
Seattle Sounders FC	12	4	1	31	1.82	16	0.94
Philadelphia Union	6	3	8	30	1.76	26	1.53
New England Revolution	11	4	2	28	1.65	14	0.82
D.C. United	11	2	4	28	1.65	12	0.71
Vancouver Whitecaps FC	9	3	5	27	1.59	19	1.12
Houston Dynamo	8	5	4	27	1.59	25	1.47
Columbus Crew	9	4	4	27	1.59	15	0.88
Colorado Rapids	6	6	5	26	1.53	21	1.24
Sporting Kansas City	6	5	6	25	1.47	21	1.24
Montreal Impact	6	6	5	24	1.41	24	1.41
Toronto FC	7	7	3	24	1.41	23	1.35
Chicago Fire	4	2	11	22	1.29	20	1.18
San Jose Earthquakes	5	6	6	21	1.24	21	1.24
Chivas USA	6	9	2	14	0.82	30	1.76

FIRST-HALF GOAL-SCORING TOTALS

TEAM	W	L	T	GF	AVG	GA	AVG
LA Galaxy	17	7	10	32	0.94	15	0.44
Real Salt Lake	15	8	11	31	0.91	16	0.47
Seattle Sounders FC	20	10	4	27	0.79	28	0.82
New England Revolution	17	13	4	25	0.74	25	0.74
D.C. United	17	9	8	25	0.74	19	0.56
Montreal Impact	6	18	10	24	0.71	27	0.79
FC Dallas	16	12	6	24	0.71	18	0.53
Houston Dynamo	11	17	6	23	0.68	23	0.68
New York Red Bulls	13	10	11	22	0.65	21	0.62
Columbus Crew	14	10	10	22	0.65	17	0.50
Portland Timbers	12	9	13	22	0.65	24	0.71
Vancouver Whitecaps FC	12	8	14	21	0.62	15	0.44
Toronto FC	11	15	8	21	0.62	29	0.85
Philadelphia Union	10	12	12	19	0.56	17	0.50
Chicago Fire	6	10	18	19	0.56	21	0.62
Colorado Rapids	8	18	8	17	0.50	23	0.68
Sporting Kansas City	14	13	7	16	0.47	19	0.56
San Jose Earthquakes	6	16	12	13	0.38	26	0.76
Chivas USA	9	19	6	9	0.26	29	0.85

TEAM TOTAL SHOTS

TEAM	W	L	T	1st	2nd/OT	TOT
LA Galaxy	17	7	10	262	281	543
Portland Timbers	12	9	13	229	259	488
Colorado Rapids	8	18	8	233	243	476
Columbus Crew	14	10	10	210	264	474
Seattle Sounders FC	20	10	4	196	274	470
Sporting Kansas City	14	13	7	213	255	468
New England Revolution	17	13	4	206	261	467
Philadelphia Union	10	12	12	192	275	467
Toronto FC	11	15	8	216	244	460
Vancouver Whitecaps FC	12	8	14	231	221	452
Houston Dynamo	11	17	6	211	239	450
Real Salt Lake	15	8	11	215	226	441
Chicago Fire	6	10	18	182	241	423
New York Red Bulls	13	10	11	187	215	402
Montreal Impact	6	18	10	187	206	393
San Jose Earthquakes	6	16	12	168	222	390
FC Dallas	16	12	6	179	207	386
D.C. United	17	9	8	182	184	366
Chivas USA	9	19	6	140	182	322

ROAD RECORDS

TEAM	W	L	T	PCT
Seattle Sounders FC	8	6	3	.559
Portland Timbers	7	6	4	.529
Sporting Kansas City	8	8	1	.500
LA Galaxy	5	6	6	.471
D.C. United	6	7	4	.471
Columbus Crew	5	6	6	.471
Vancouver Whitecaps FC	3	5	9	.441
New England Revolution	6	9	2	.412
Real Salt Lake	4	7	6	.412
New York Red Bulls	3	7	7	.382
FC Dallas	4	8	5	.382
Toronto FC	4	8	5	.382
Philadelphia Union	4	9	4	.353
Chicago Fire	2	8	7	.324
Chivas USA	3	10	4	.294
San Jose Earthquakes	1	10	6	.235
Houston Dynamo	3	12	2	.235
Colorado Rapids	2	12	3	.206
Montreal Impact	0	12	5	.147

ROAD GOAL-SCORING TOTALS

TEAM	W	L	T	GF	AVG	GA	AVG
Seattle Sounders FC	8	6	3	34	2.00	34	2.00
Portland Timbers	7	6	4	27	1.59	24	1.41
Columbus Crew	5	6	6	25	1.47	27	1.59
LA Galaxy	5	6	6	25	1.47	23	1.35
D.C. United	6	7	4	24	1.41	25	1.47
New England Revolution	6	9	2	23	1.35	32	1.88
Sporting Kansas City	8	8	1	23	1.35	20	1.18
FC Dallas	4	8	5	22	1.29	23	1.35
Philadelphia Union	4	9	4	21	1.24	25	1.47
Real Salt Lake	4	7	6	21	1.24	25	1.47
Toronto FC	4	8	5	20	1.18	31	1.82
Chicago Fire	2	8	7	19	1.12	31	1.82
New York Red Bulls	3	7	7	17	1.00	27	1.59
Colorado Rapids	2	12	3	17	1.00	41	2.41
Chivas USA	3	10	4	15	0.88	31	1.82
Vancouver Whitecaps FC	3	5	9	15	0.88	21	1.24
Montreal Impact	0	12	5	14	0.82	34	2.00
San Jose Earthquakes	1	10	6	14	0.82	29	1.71
Houston Dynamo	3	12	2	12	0.71	33	1.94

SECOND-HALF GOAL-SCORING TOTALS

TEAM	W	L	T	GF	AVG	GA	AVG
Portland Timbers	12	9	13	39	1.15	28	0.82
Seattle Sounders FC	20	10	4	38	1.12	22	0.65
LA Galaxy	17	7	10	37	1.09	22	0.65
New York Red Bulls	13	10	11	33	0.97	29	0.85
Philadelphia Union	10	12	12	32	0.94	34	1.00
Sporting Kansas City	14	13	7	32	0.94	22	0.65
FC Dallas	16	12	6	31	0.91	27	0.79
Columbus Crew	14	10	10	30	0.88	25	0.74
D.C. United	17	9	8	27	0.79	18	0.53
New England Revolution	17	13	4	26	0.76	21	0.62
Colorado Rapids	8	18	8	26	0.76	39	1.15
Toronto FC	11	15	8	23	0.68	25	0.74
Real Salt Lake	15	8	11	23	0.68	23	0.68
Chicago Fire	6	10	18	22	0.65	30	0.88
San Jose Earthquakes	6	16	12	22	0.65	24	0.71
Vancouver Whitecaps FC	12	8	14	21	0.62	25	0.74
Chivas USA	9	19	6	20	0.59	32	0.94
Houston Dynamo	11	17	6	16	0.47	35	1.03
Montreal Impact	6	18	10	14	0.41	31	0.91

TEAM TOTAL SHOTS AGAINST

TEAM	W	L	T	1st	2nd/OT	TOT
Sporting Kansas City	14	13	7	166	184	350
LA Galaxy	17	7	10	154	197	351
Colorado Rapids	8	18	8	166	212	378
Philadelphia Union	10	12	12	184	222	406
Chicago Fire	6	10	18	186	226	412
Columbus Crew	14	10	10	195	224	419
New England Revolution	17	13	4	208	224	432
Toronto FC	11	15	8	184	249	433
Chivas USA	9	19	6	207	232	439
Seattle Sounders FC	20	10	4	227	214	441
Vancouver Whitecaps FC	12	8	14	194	249	443
D.C. United	17	9	8	207	250	457
Montreal Impact	6	18	10	202	257	459
New York Red Bulls	13	10	11	222	241	463
Real Salt Lake	15	8	11	187	280	467
Portland Timbers	12	9	13	221	248	469
Houston Dynamo	11	17	6	221	260	481
FC Dallas	16	12	6	222	270	492
San Jose Earthquakes	6	16	12	286	260	546

RECORD WHEN SCORING FIRST GOAL

TEAM	W	L	T	PCT
D.C. United	16	0	1	.971
New England Revolution	12	1	1	.893
Seattle Sounders FC	14	1	3	.861
Columbus Crew	11	1	2	.857
LA Galaxy	14	1	5	.825
Sporting Kansas City	13	1	5	.816
New York Red Bulls	11	1	4	.813
Philadelphia Union	10	2	4	.750
Vancouver Whitecaps FC	10	2	4	.750
Real Salt Lake	13	3	5	.738
Houston Dynamo	10	3	4	.706
San Jose Earthquakes	5	1	4	.700
FC Dallas	12	5	1	.694
Toronto FC	8	3	3	.679
Portland Timbers	7	3	3	.654
Chivas USA	7	3	4	.643
Chicago Fire	5	2	10	.588
Colorado Rapids	7	5	2	.571
Montreal Impact	6	5	6	.529

RECORD WHEN LEADING AT THE HALF

TEAM	W	L	T	PCT
D.C. United	14	0	1	.967
Sporting Kansas City	9	0	1	.950
Seattle Sounders FC	11	1	0	.917
Columbus Crew	9	0	3	.875
Vancouver Whitecaps FC	10	1	1	.875
San Jose Earthquakes	5	0	2	.857
New England Revolution	8	1	1	.850
Real Salt Lake	9	0	4	.846
LA Galaxy	12	1	3	.844
Philadelphia Union	8	1	3	.792
Toronto FC	6	1	2	.778
Portland Timbers	6	1	2	.778
Chivas USA	2	0	2	.750
New York Red Bulls	7	1	4	.750
FC Dallas	8	2	2	.750
Houston Dynamo	6	2	1	.722
Chicago Fire	3	1	4	.625
Colorado Rapids	5	3	0	.625
Montreal Impact	4	2	4	.600

RECORD WHEN ALLOWING FIRST GOAL

TEAM	W	L	T	PCT
Portland Timbers	5	6	9	.475
Seattle Sounders FC	6	9	1	.406
LA Galaxy	3	6	5	.393
FC Dallas	4	7	3	.393
Real Salt Lake	2	5	3	.350
Vancouver Whitecaps FC	2	6	4	.333
Columbus Crew	3	9	6	.333
New England Revolution	5	12	2	.316
New York Red Bulls	2	9	7	.306
Toronto FC	3	12	5	.275
Chicago Fire	1	8	5	.250
D.C. United	1	9	4	.214
Philadelphia Union	0	10	6	.188
San Jose Earthquakes	1	15	5	.167
Colorado Rapids	1	13	3	.147
Chivas USA	2	16	1	.132
Sporting Kansas City	1	12	0	.077
Montreal Impact	0	13	2	.067
Houston Dynamo	1	14	0	.067

RECORD WHEN TRAILING AT THE HALF

TEAM	W	L	T	PCT
Chicago Fire	2	5	4	.364
Portland Timbers	1	4	5	.350
LA Galaxy	1	3	2	.333
Columbus Crew	2	6	3	.318
New York Red Bulls	2	7	4	.308
Seattle Sounders FC	3	8	1	.292
Vancouver Whitecaps FC	0	4	4	.250
Toronto FC	1	9	2	.167
Real Salt Lake	1	5	0	.167
Chivas USA	2	12	1	.167
Philadelphia Union	0	7	3	.150
FC Dallas	1	6	0	.143
D.C. United	0	5	2	.143
San Jose Earthquakes	0	11	4	.133
New England Revolution	1	10	1	.125
Sporting Kansas City	1	9	0	.100
Colorado Rapids	0	10	2	.083
Montreal Impact	0	11	2	.077
Houston Dynamo	0	10	0	.000

TEAM WINNING STREAK LEADERS

TEAM	#	START	STOP
Chicago Fire	2	05/10/2014	05/18/2014
Chivas USA	4	06/28/2014	07/12/2014
Chivas USA	2	10/05/2014	10/11/2014
Colorado Rapids	2	04/05/2014	04/12/2014
Colorado Rapids	2	05/24/2014	06/01/2014
Columbus Crew	3	03/08/2014	03/29/2014
Columbus Crew	2	07/19/2014	07/26/2014
Columbus Crew	2	08/16/2014	08/23/2014
Columbus Crew	2	09/20/2014	09/27/2014
Columbus Crew	3	10/11/2014	
FC Dallas	3	03/22/2014	04/05/2014
FC Dallas	2	07/04/2014	07/19/2014
FC Dallas	4	08/03/2014	08/22/2014
FC Dallas	2	10/12/2014	10/18/2014
D.C. United	2	04/05/2014	04/12/2014
D.C. United	4	07/05/2014	07/30/2014
D.C. United	2	08/17/2014	08/23/2014
D.C. United	2	10/12/2014	10/18/2014
Houston Dynamo	2	03/08/2014	03/15/2014
Houston Dynamo	2	05/03/2014	05/07/2014
Houston Dynamo	2	08/29/2014	09/06/2014
Sporting Kansas City	2	03/22/2014	03/29/2014
Sporting Kansas City	2	05/04/2014	05/10/2014
Sporting Kansas City	2	06/06/2014	06/27/2014
Sporting Kansas City	4	07/12/2014	07/26/2014
LA Galaxy	2	04/06/2014	04/12/2014
LA Galaxy	2	05/21/2014	05/25/2014
LA Galaxy	2	07/12/2014	07/16/2014
LA Galaxy	2	07/28/2014	08/02/2014
LA Galaxy	5	08/20/2014	09/05/2014
LA Galaxy	3	09/20/2014	10/04/2014
New England Revolution	5	04/26/2014	05/24/2014
New England Revolution	5	08/23/2014	09/13/2014
New England Revolution	2	09/26/2014	10/04/2014
New England Revolution	2	10/16/2014	
New York Red Bulls	2	04/16/2014	04/23/2014
New York Red Bulls	2	09/06/2014	09/10/2014
New York Red Bulls	2	10/04/2014	10/11/2014
Philadelphia Union	3	08/24/2014	09/06/2014
Portland Timbers	2	05/24/2014	05/28/2014
Portland Timbers	2	07/18/2014	07/27/2014
Portland Timbers	2	10/04/2014	10/08/2014
Real Salt Lake	3	05/03/2014	05/17/2014
Real Salt Lake	3	08/02/2014	08/16/2014
San Jose Earthquakes	2	05/25/2014	05/31/2014
San Jose Earthquakes	2	07/23/2014	08/02/2014
Seattle Sounders FC	5	04/12/2014	05/07/2014
Seattle Sounders FC	3	05/31/2014	06/28/2014
Seattle Sounders FC	4	08/24/2014	09/12/2014
Seattle Sounders FC	2	09/27/2014	10/05/2014
Toronto FC	2	03/15/2014	03/22/2014
Toronto FC	2	05/31/2014	06/07/2014
Toronto FC	2	08/02/2014	08/09/2014
Toronto FC	2	09/21/2014	09/27/2014
Vancouver Whitecaps FC	2	05/03/2014	05/10/2014
Vancouver Whitecaps FC	3	09/27/2014	10/10/2014

TEAM LOSING STREAK LEADERS

TEAM	#	START	STOP
Chicago Fire	2	10/10/2014	10/18/2014
Chivas USA	3	04/19/2014	05/03/2014
Chivas USA	2	05/28/2014	05/31/2014
Chivas USA	4	07/20/2014	08/09/2014
Chivas USA	7	08/23/2014	09/27/2014
Colorado Rapids	2	05/11/2014	05/17/2014
Colorado Rapids	7	07/30/2014	09/05/2014
Colorado Rapids	4	10/05/2014	
Columbus Crew	3	05/04/2014	05/10/2014
Columbus Crew	2	07/12/2014	07/16/2014
FC Dallas	4	04/26/2014	05/10/2014
FC Dallas	2	08/30/2014	09/06/2014
D.C. United	2	03/08/2014	03/22/2014
D.C. United	2	08/03/2014	08/09/2014
Houston Dynamo	3	03/29/2014	04/12/2014
Houston Dynamo	5	05/21/2014	06/29/2014
Houston Dynamo	3	10/12/2014	
Sporting Kansas City	2	05/14/2014	05/18/2014
Sporting Kansas City	4	08/23/2014	09/06/2014
Sporting Kansas City	2	10/18/2014	
Montreal Impact	3	03/08/2014	03/23/2014
Montreal Impact	7	07/05/2014	08/09/2014
New England Revolution	2	03/08/2014	03/15/2014
New England Revolution	8	05/31/2014	07/26/2014
New York Red Bulls	3	05/10/2014	05/24/2014
Philadelphia Union	3	04/26/2014	05/10/2014
Philadelphia Union	2	05/17/2014	05/25/2014
Portland Timbers	2	03/22/2014	03/29/2014
Real Salt Lake	2	06/07/2014	06/28/2014
Real Salt Lake	2	09/27/2014	10/05/2014
San Jose Earthquakes	2	03/22/2014	03/29/2014
San Jose Earthquakes	4	06/07/2014	07/11/2014
San Jose Earthquakes	3	10/04/2014	10/11/2014
Seattle Sounders FC	2	07/28/2014	08/02/2014
Seattle Sounders FC	2	09/20/2014	09/24/2014
Toronto FC	3	04/12/2014	05/03/2014
Toronto FC	2	07/26/2014	07/30/2014
Toronto FC	3	08/30/2014	09/06/2014
Toronto FC	3	10/04/2014	10/11/2014
Vancouver Whitecaps FC	2	04/05/2014	04/12/2014
Vancouver Whitecaps FC	2	08/23/2014	08/30/2014
Vancouver Whitecaps FC	2	09/13/2014	09/20/2014

TEAM UNDEFEATED STREAK LEADERS

TEAM	#	START	STOP
Chicago Fire	6	03/16/2014	04/19/2014
Chicago Fire	2	05/10/2014	05/18/2014
Chicago Fire	2	06/01/2014	06/04/2014
Chicago Fire	4	07/02/2014	07/19/2014
Chicago Fire	3	07/30/2014	08/10/2014
Chicago Fire	2	08/23/2014	08/30/2014
Chicago Fire	2	09/13/2014	09/20/2014
Chicago Fire	2	10/02/2014	10/05/2014
Chivas USA	2	03/09/2014	03/16/2014
Chivas USA	2	05/11/2014	05/17/2014
Chivas USA	5	06/08/2014	07/12/2014
Chivas USA	2	10/05/2014	10/11/2014
Colorado Rapids	2	03/15/2014	03/22/2014
Colorado Rapids	3	04/05/2014	04/19/2014
Colorado Rapids	2	05/03/2014	05/07/2014
Colorado Rapids	3	05/24/2014	06/04/2014
Colorado Rapids	3	06/28/2014	07/12/2014
Columbus Crew	3	03/08/2014	03/29/2014
Columbus Crew	3	04/13/2014	04/26/2014
Columbus Crew	2	05/17/2014	05/24/2014
Columbus Crew	4	06/04/2014	07/04/2014
Columbus Crew	3	07/19/2014	08/02/2014
Columbus Crew	2	08/16/2014	08/23/2014
Columbus Crew	4	09/07/2014	09/27/2014
Columbus Crew	3	10/11/2014	
FC Dallas	5	03/08/2014	04/05/2014
FC Dallas	10	06/07/2014	08/22/2014
FC Dallas	2	10/12/2014	10/18/2014
D.C. United	5	03/29/2014	04/26/2014
D.C. United	3	05/10/2014	05/21/2014
D.C. United	3	05/31/2014	06/11/2014
D.C. United	4	07/05/2014	07/30/2014
D.C. United	2	08/17/2014	08/23/2014
D.C. United	2	08/31/2014	09/06/2014
D.C. United	6	09/20/2014	
Houston Dynamo	2	03/08/2014	03/15/2014
Houston Dynamo	3	04/27/2014	05/07/2014
Houston Dynamo	2	07/19/2014	08/03/2014
Houston Dynamo	5	08/29/2014	09/28/2014
Sporting Kansas City	5	03/15/2014	04/19/2014
Sporting Kansas City	2	05/04/2014	05/10/2014
Sporting Kansas City	2	05/23/2014	05/27/2014
Sporting Kansas City	8	06/06/2014	08/01/2014
Sporting Kansas City	2	10/03/2014	10/10/2014
LA Galaxy	4	03/22/2014	04/19/2014
LA Galaxy	8	05/21/2014	07/16/2014
LA Galaxy	3	07/28/2014	08/08/2014
LA Galaxy	10	08/20/2014	10/04/2014
Montreal Impact	3	03/29/2014	04/12/2014
Montreal Impact	2	06/25/2014	06/29/2014
Montreal Impact	4	10/05/2014	
New England Revolution	2	03/22/2014	03/29/2014
New England Revolution	7	04/12/2014	05/24/2014
New England Revolution	6	08/16/2014	09/13/2014
New England Revolution	5	09/26/2014	
New York Red Bulls	4	03/15/2014	04/05/2014
New York Red Bulls	4	04/16/2014	05/04/2014
New York Red Bulls	5	05/27/2014	07/12/2014
New York Red Bulls	3	07/19/2014	08/02/2014
New York Red Bulls	4	09/06/2014	09/20/2014
New York Red Bulls	2	10/04/2014	10/11/2014
Philadelphia Union	2	03/08/2014	03/15/2014
Philadelphia Union	3	03/29/2014	04/12/2014
Philadelphia Union	3	05/31/2014	06/28/2014
Philadelphia Union	5	07/12/2014	08/09/2014
Philadelphia Union	5	08/24/2014	09/20/2014
Portland Timbers	2	03/08/2014	03/16/2014
Portland Timbers	2	04/05/2014	04/12/2014
Portland Timbers	6	04/27/2014	05/28/2014
Portland Timbers	2	06/07/2014	06/11/2014
Portland Timbers	2	07/18/2014	07/27/2014
Portland Timbers	2	08/09/2014	08/16/2014
Portland Timbers	4	08/30/2014	09/20/2014
Portland Timbers	4	10/04/2014	
Real Salt Lake	12	03/08/2014	05/24/2014
Real Salt Lake	6	07/19/2014	08/16/2014
Real Salt Lake	2	08/30/2014	09/06/2014
Real Salt Lake	3	10/11/2014	
San Jose Earthquakes	3	04/13/2014	04/26/2014
San Jose Earthquakes	2	05/07/2014	05/10/2014
San Jose Earthquakes	2	05/25/2014	05/31/2014
San Jose Earthquakes	4	07/19/2014	08/08/2014
San Jose Earthquakes	2	08/30/2014	09/07/2014
Seattle Sounders FC	6	04/05/2014	05/07/2014
Seattle Sounders FC	5	05/17/2014	06/28/2014
Seattle Sounders FC	5	08/20/2014	09/12/2014
Seattle Sounders FC	2	09/27/2014	10/05/2014
Seattle Sounders FC	2	10/19/2014	
Toronto FC	2	03/15/2014	03/22/2014
Toronto FC	6	05/17/2014	07/02/2014
Toronto FC	3	07/12/2014	07/19/2014
Toronto FC	2	08/02/2014	08/09/2014
Toronto FC	3	09/13/2014	09/27/2014
Vancouver Whitecaps FC	4	03/08/2014	03/29/2014
Vancouver Whitecaps FC	8	04/19/2014	06/25/2014
Vancouver Whitecaps FC	6	07/16/2014	08/16/2014
Vancouver Whitecaps FC	2	09/06/2014	09/10/2014
Vancouver Whitecaps FC	5	09/27/2014	

TEAM HOME WINNING STREAK LEADERS

TEAM	#	START	STOP
Chicago Fire	2	08/10/2014	08/30/2014
Chivas USA	2	06/28/2014	07/05/2014
Chivas USA	3	10/05/2014	
Colorado Rapids	2	05/24/2014	06/01/2014
Columbus Crew	6	08/16/2014	
FC Dallas	3	03/08/2014	03/29/2014
FC Dallas	8	06/07/2014	10/12/2014
D.C. United	3	04/05/2014	04/26/2014
D.C. United	2	05/21/2014	05/31/2014
D.C. United	5	07/20/2014	09/27/2014
Houston Dynamo	2	03/08/2014	03/15/2014
Houston Dynamo	3	08/03/2014	09/06/2014
Sporting Kansas City	2	04/19/2014	05/04/2014
LA Galaxy	3	04/12/2014	05/25/2014
LA Galaxy	3	07/12/2014	08/02/2014
LA Galaxy	6	08/23/2014	10/04/2014
Montreal Impact	2	08/16/2014	08/30/2014
New England Revolution	4	04/12/2014	05/24/2014
New England Revolution	6	08/23/2014	
New York Red Bulls	2	04/16/2014	04/23/2014
New York Red Bulls	7	08/02/2014	10/11/2014
Philadelphia Union	4	07/16/2014	09/03/2014
Portland Timbers	2	07/18/2014	08/09/2014
Portland Timbers	2	09/20/2014	10/08/2014
Real Salt Lake	2	03/29/2014	04/19/2014
Real Salt Lake	6	08/09/2014	
San Jose Earthquakes	2	05/10/2014	05/25/2014
San Jose Earthquakes	2	07/23/2014	08/02/2014
Seattle Sounders FC	6	04/26/2014	07/13/2014
Seattle Sounders FC	3	08/30/2014	09/27/2014
Toronto FC	3	05/17/2014	06/07/2014
Toronto FC	2	09/21/2014	09/27/2014
Vancouver Whitecaps FC	2	03/08/2014	03/29/2014
Vancouver Whitecaps FC	4	09/10/2014	

TEAM HOME LOSING STREAK LEADERS

TEAM	#	START	STOP
Chivas USA	5	04/06/2014	05/31/2014
Chivas USA	3	08/31/2014	09/12/2014
Colorado Rapids	2	08/02/2014	08/20/2014
Colorado Rapids	2	10/05/2014	
Houston Dynamo	2	10/12/2014	
Sporting Kansas City	3	08/23/2014	09/26/2014
Montreal Impact	3	07/12/2014	08/02/2014
New England Revolution	4	06/08/2014	07/26/2014
New York Red Bulls	2	05/10/2014	05/24/2014
Philadelphia Union	2	05/10/2014	05/17/2014
San Jose Earthquakes	3	06/28/2014	07/11/2014
Seattle Sounders FC	2	03/15/2014	03/29/2014
Toronto FC	2	04/12/2014	05/03/2014
Toronto FC	2	08/30/2014	09/06/2014

TEAM HOME UNDEFEATED STREAK LEADERS

TEAM	#	START	STOP
Chicago Fire	3	03/23/2014	04/19/2014
Chicago Fire	2	05/18/2014	06/01/2014
Chicago Fire	10	07/02/2014	
Chivas USA	2	03/09/2014	03/16/2014
Chivas USA	2	06/28/2014	07/05/2014
Chivas USA	3	10/05/2014	
Colorado Rapids	2	04/19/2014	05/03/2014
Colorado Rapids	6	05/24/2014	07/25/2014
Colorado Rapids	2	09/13/2014	09/27/2014
Columbus Crew	2	04/19/2014	04/26/2014
Columbus Crew	3	05/24/2014	06/29/2014
Columbus Crew	6	08/16/2014	
FC Dallas	3	03/08/2014	03/29/2014
FC Dallas	8	06/07/2014	10/12/2014
D.C. United	8	03/29/2014	06/07/2014
D.C. United	7	07/20/2014	
Houston Dynamo	2	03/08/2014	03/15/2014
Houston Dynamo	2	04/27/2014	05/07/2014
Houston Dynamo	7	07/04/2014	09/28/2014
Sporting Kansas City	5	03/15/2014	05/04/2014
Sporting Kansas City	6	05/23/2014	08/16/2014
LA Galaxy	16	04/12/2014	
Montreal Impact	3	04/05/2014	04/26/2014
Montreal Impact	6	08/16/2014	
New England Revolution	5	03/22/2014	05/24/2014
New England Revolution	8	07/30/2014	
New York Red Bulls	4	03/15/2014	04/23/2014
New York Red Bulls	10	06/27/2014	10/11/2014
Philadelphia Union	4	03/15/2014	04/19/2014
Philadelphia Union	9	06/07/2014	10/02/2014
Portland Timbers	7	03/08/2014	05/17/2014
Portland Timbers	2	07/18/2014	08/09/2014
Portland Timbers	4	09/07/2014	
Real Salt Lake	6	03/22/2014	05/24/2014
Real Salt Lake	10	07/04/2014	
San Jose Earthquakes	5	04/13/2014	05/25/2014
San Jose Earthquakes	2	07/23/2014	08/02/2014
San Jose Earthquakes	2	08/30/2014	09/14/2014
Seattle Sounders FC	6	04/26/2014	07/13/2014
Seattle Sounders FC	5	08/10/2014	09/27/2014
Toronto FC	3	05/17/2014	06/07/2014
Toronto FC	2	07/12/2014	07/16/2014
Toronto FC	2	09/21/2014	09/27/2014
Vancouver Whitecaps FC	2	03/08/2014	03/29/2014
Vancouver Whitecaps FC	5	04/19/2014	07/05/2014
Vancouver Whitecaps FC	2	07/27/2014	08/10/2014
Vancouver Whitecaps FC	5	09/06/2014	

TEAM ROAD WINNING STREAK LEADERS

TEAM	#	START	STOP
Chivas USA	2	07/02/2014	07/12/2014
Colorado Rapids	2	04/05/2014	04/12/2014
Columbus Crew	2	03/08/2014	03/29/2014
Columbus Crew	2	10/11/2014	
FC Dallas	2	08/03/2014	08/16/2014
D.C. United	3	06/11/2014	07/11/2014
Sporting Kansas City	5	06/06/2014	07/26/2014
LA Galaxy	2	08/20/2014	08/31/2014
New England Revolution	2	05/03/2014	05/17/2014
Philadelphia Union	2	05/31/2014	06/28/2014
Portland Timbers	3	05/24/2014	06/07/2014
Portland Timbers	2	10/04/2014	
Real Salt Lake	2	05/03/2014	05/11/2014
Seattle Sounders FC	2	04/12/2014	04/19/2014
Seattle Sounders FC	2	06/07/2014	06/28/2014
Seattle Sounders FC	2	08/24/2014	09/03/2014
Toronto FC	2	08/02/2014	08/09/2014
Vancouver Whitecaps FC	2	05/10/2014	06/01/2014

TEAM ROAD LOSING STREAK LEADERS

TEAM	#	START	STOP
Chicago Fire	2	07/23/2014	08/16/2014
Chicago Fire	2	09/07/2014	09/28/2014
Chicago Fire	2	10/10/2014	
Chivas USA	8	07/20/2014	
Colorado Rapids	2	05/17/2014	06/07/2014
Colorado Rapids	9	07/18/2014	
Columbus Crew	2	05/04/2014	05/07/2014
FC Dallas	4	04/26/2014	05/21/2014
FC Dallas	4	08/30/2014	10/04/2014
D.C. United	2	08/03/2014	08/09/2014
Houston Dynamo	2	03/29/2014	04/12/2014
Houston Dynamo	7	05/21/2014	08/23/2014
Sporting Kansas City	2	05/18/2014	05/31/2014
Sporting Kansas City	3	08/10/2014	09/06/2014
LA Galaxy	2	10/12/2014	
Montreal Impact	2	03/08/2014	03/15/2014
Montreal Impact	8	07/05/2014	09/27/2014
New England Revolution	2	03/08/2014	03/15/2014
New England Revolution	5	05/31/2014	08/02/2014
New York Red Bulls	2	08/10/2014	08/31/2014
Philadelphia Union	3	04/16/2014	05/03/2014
Philadelphia Union	2	09/27/2014	
Portland Timbers	3	03/22/2014	04/19/2014
Real Salt Lake	2	06/28/2014	07/12/2014
Real Salt Lake	3	09/12/2014	10/05/2014
San Jose Earthquakes	2	05/03/2014	05/17/2014
San Jose Earthquakes	2	09/10/2014	09/20/2014
San Jose Earthquakes	3	10/08/2014	
Seattle Sounders FC	3	07/05/2014	08/16/2014
Seattle Sounders FC	2	09/20/2014	09/24/2014
Toronto FC	2	08/16/2014	09/03/2014
Toronto FC	3	10/04/2014	
Vancouver Whitecaps FC	3	08/23/2014	09/20/2014

TEAM ROAD UNDEFEATED STREAK LEADERS

TEAM	#	START	STOP
Chicago Fire	4	03/16/2014	05/10/2014
Chicago Fire	3	06/04/2014	07/12/2014
Chivas USA	2	03/30/2014	04/12/2014
Chivas USA	5	05/11/2014	07/12/2014
Colorado Rapids	3	03/15/2014	04/12/2014
Columbus Crew	3	03/08/2014	04/13/2014
Columbus Crew	2	06/07/2014	07/04/2014
Columbus Crew	2	07/26/2014	08/02/2014
Columbus Crew	2	10/11/2014	
FC Dallas	2	03/15/2014	04/05/2014
FC Dallas	6	05/24/2014	08/16/2014
D.C. United	3	06/11/2014	07/11/2014
D.C. United	3	09/20/2014	
Houston Dynamo	2	08/29/2014	09/20/2014
Sporting Kansas City	5	06/06/2014	07/26/2014
Sporting Kansas City	2	09/12/2014	10/03/2014
LA Galaxy	3	03/22/2014	04/19/2014
LA Galaxy	2	06/01/2014	06/28/2014
LA Galaxy	4	08/20/2014	09/14/2014
Montreal Impact	2	10/05/2014	
New England Revolution	3	04/19/2014	05/17/2014
New England Revolution	3	09/26/2014	
New York Red Bulls	2	03/23/2014	04/05/2014
New York Red Bulls	2	04/26/2014	05/04/2014
New York Red Bulls	3	05/27/2014	07/04/2014
Philadelphia Union	2	05/31/2014	06/28/2014
Philadelphia Union	2	07/19/2014	08/01/2014
Portland Timbers	5	04/27/2014	07/04/2014
Portland Timbers	3	08/16/2014	09/13/2014
Portland Timbers	2	10/04/2014	
Real Salt Lake	6	03/08/2014	05/11/2014
San Jose Earthquakes	3	07/19/2014	08/20/2014
Seattle Sounders FC	4	03/23/2014	04/19/2014
Seattle Sounders FC	3	05/24/2014	06/28/2014
Seattle Sounders FC	2	08/24/2014	09/03/2014
Seattle Sounders FC	2	10/05/2014	
Toronto FC	4	05/23/2014	07/19/2014
Toronto FC	2	08/02/2014	08/09/2014
Vancouver Whitecaps FC	2	03/16/2014	03/22/2014
Vancouver Whitecaps FC	4	04/26/2014	06/07/2014
Vancouver Whitecaps FC	4	07/16/2014	08/16/2014
Vancouver Whitecaps FC	2	10/10/2014	

CONSECUTIVE GAMES WITH GOALS

#	PLAYER	TM	START	STOP
6	Erick Torres	CHV	06/08/2014	07/20/2014
5	Bradley Wright-Phillips	NY	06/27/2014	07/19/2014
4	Erick Torres	CHV	03/09/2014	03/30/2014
4	Ethan Finlay	CLB	09/27/2014	10/19/2014
4	Dom Dwyer	KC	08/29/2014	09/26/2014
4	Dom Dwyer	KC	05/10/2014	05/23/2014
4	Robbie Keane	LA	03/22/2014	04/19/2014
4	Gyasi Zardes	LA	07/28/2014	08/16/2014
4	Patrick Mullins	NE	05/03/2014	05/24/2014
4	Lee Nguyen	NE	10/04/2014	10/25/2014
4	Bradley Wright-Phillips	NY	04/23/2014	05/10/2014
4	Diego Valeri	POR	07/18/2014	08/09/2014
4	Alvaro Saborio	RSL	04/26/2014	09/06/2014
4	Gilberto	TOR	08/02/2014	08/23/2014
4	Erik Hurtado	VAN	05/10/2014	06/07/2014
3	Quincy Amarikwa	CHI	04/12/2014	05/10/2014
3	Federico Higuain	CLB	07/26/2014	08/09/2014
3	Justin Meram	CLB	08/09/2014	08/23/2014
3	Vicente Sanchez	COL	03/15/2014	03/29/2014
3	Fabian Castillo	DAL	08/09/2014	08/22/2014
3	Blas Perez	DAL	09/13/2014	09/24/2014
3	Fabian Espindola	DC	05/21/2014	05/31/2014
3	Eddie Johnson	DC	07/11/2014	07/30/2014
3	Will Bruin	HOU	04/27/2014	05/07/2014
3	Giles Barnes	HOU	10/08/2014	10/16/2014
3	Robbie Keane	LA	09/20/2014	10/04/2014
3	Landon Donovan	LA	08/20/2014	08/27/2014
3	Gyasi Zardes	LA	08/31/2014	09/10/2014
3	Ignacio Piatti	MTL	08/30/2014	09/10/2014
3	Andres Romero	MTL	05/24/2014	06/11/2014
3	Lee Nguyen	NE	04/19/2014	05/03/2014
3	Diego Fagundez	NE	05/11/2014	05/24/2014
3	Lee Nguyen	NE	08/23/2014	09/03/2014
3	Sebastien Le Toux	PHI	05/17/2014	06/28/2014
3	Maximiliano Urruti	POR	05/17/2014	06/01/2014
3	Will Johnson	POR	06/01/2014	06/11/2014
3	Joao Plata	RSL	07/30/2014	08/16/2014
3	Clint Dempsey	SEA	03/15/2014	04/12/2014
3	Chad Barrett	SEA	08/16/2014	08/24/2014
3	Obafemi Martins	SEA	04/19/2014	05/03/2014
3	Jermain Defoe	TOR	05/31/2014	06/27/2014
3	Darren Mattocks	VAN	07/16/2014	07/27/2014
2	Jeff Larentowicz	CHI	03/16/2014	03/23/2014
2	Mike Magee	CHI	08/02/2014	08/10/2014
2	Robert Earnshaw	CHI	08/23/2014	08/30/2014
2	Harry Shipp	CHI	06/07/2014	07/02/2014
2	Erick Torres	CHV	04/12/2014	04/19/2014
2	Felix Borja	CHV	10/05/2014	10/11/2014
2	Erick Torres	CHV	05/03/2014	05/11/2014
2	Federico Higuain	CLB	09/20/2014	09/27/2014
2	Ethan Finlay	CLB	05/17/2014	05/24/2014
2	Jairo Arrieta	CLB	10/11/2014	10/26/2014
2	Vicente Sanchez	COL	05/03/2014	06/28/2014
2	Deshorn Brown	COL	07/12/2014	07/18/2014
2	Kamani Hill	COL	05/24/2014	06/01/2014
2	Fabian Castillo	DAL	06/07/2014	06/11/2014
2	Michel	DAL	05/07/2014	05/10/2014
2	Tesho Akindele	DAL	07/04/2014	07/19/2014
2	Michel	DAL	04/05/2014	04/12/2014
2	Chris Rolfe	DC	08/17/2014	08/23/2014
2	Fabian Espindola	DC	08/17/2014	08/23/2014
2	Eddie Johnson	DC	10/12/2014	10/18/2014
2	Fabian Espindola	DC	04/19/2014	04/26/2014
2	Luis Silva	DC	07/11/2014	07/20/2014
2	Luis Silva	DC	09/20/2014	09/27/2014
2	Will Bruin	HOU	03/08/2014	03/15/2014
2	Ricardo Clark	HOU	08/29/2014	09/06/2014
2	Giles Barnes	HOU	09/06/2014	09/13/2014
2	Will Bruin	HOU	07/19/2014	08/03/2014
2	Ricardo Clark	HOU	03/29/2014	04/05/2014
2	Brad Davis	HOU	07/04/2014	07/12/2014
2	Dom Dwyer	KC	03/22/2014	03/29/2014
2	Dom Dwyer	KC	10/10/2014	10/18/2014
2	Graham Zusi	KC	07/26/2014	08/01/2014
2	Benny Feilhaber	KC	07/16/2014	07/19/2014
2	Dom Dwyer	KC	07/06/2014	07/12/2014
2	Robbie Keane	LA	07/16/2014	07/19/2014
2	Robbie Keane	LA	05/21/2014	05/25/2014
2	Landon Donovan	LA	05/25/2014	06/01/2014
2	Gyasi Zardes	LA	07/12/2014	07/16/2014
2	Gyasi Zardes	LA	06/08/2014	06/28/2014
2	Maxim Tissot	MTL	07/27/2014	08/09/2014
2	Jack McInerney	MTL	05/31/2014	06/11/2014
2	Marco Di Vaio	MTL	07/12/2014	07/19/2014
2	Jermaine Jones	NE	09/26/2014	10/04/2014
2	Charlie Davies	NE	08/02/2014	08/16/2014
2	Teal Bunbury	NE	08/30/2014	09/03/2014
2	Peguy Luyindula	NY	03/30/2014	04/05/2014
2	Peguy Luyindula	NY	06/08/2014	06/27/2014
2	Thierry Henry	NY	04/16/2014	04/23/2014
2	Bradley Wright-Phillips	NY	05/24/2014	05/27/2014
2	Sebastien Le Toux	PHI	07/16/2014	07/19/2014
2	Conor Casey	PHI	05/31/2014	06/07/2014
2	Conor Casey	PHI	07/12/2014	07/16/2014
2	Maurice Edu	PHI	04/05/2014	04/12/2014
2	Conor Casey	PHI	09/03/2014	09/06/2014
2	Fanendo Adi	POR	09/20/2014	09/27/2014
2	Gaston Fernandez	POR	04/27/2014	05/03/2014
2	Gaston Fernandez	POR	03/08/2014	03/16/2014
2	Maximiliano Urruti	POR	07/18/2014	07/27/2014
2	Diego Valeri	POR	09/13/2014	09/20/2014
2	Rodney Wallace	POR	10/04/2014	10/08/2014
2	Alvas Powell	POR	08/30/2014	09/07/2014
2	Alvaro Saborio	RSL	03/22/2014	03/29/2014
2	Javier Morales	RSL	05/11/2014	05/17/2014
2	Joao Plata	RSL	09/12/2014	09/19/2014
2	Joao Plata	RSL	03/08/2014	03/15/2014
2	Javier Morales	RSL	09/12/2014	09/19/2014
2	Joao Plata	RSL	04/26/2014	05/03/2014
2	Clint Dempsey	SEA	08/24/2014	08/30/2014
2	Kenny Cooper	SEA	03/29/2014	04/05/2014
2	Chad Barrett	SEA	05/24/2014	05/31/2014
2	Lamar Neagle	SEA	04/19/2014	04/26/2014
2	Obafemi Martins	SEA	09/27/2014	10/05/2014
2	Obafemi Martins	SEA	09/03/2014	09/12/2014
2	Obafemi Martins	SEA	05/31/2014	06/07/2014
2	Andy Rose	SEA	09/03/2014	09/12/2014

2	Gonzalo Pineda	SEA	05/24/2014	05/31/2014
2	Clint Dempsey	SEA	09/27/2014	10/05/2014
2	Lamar Neagle	SEA	09/24/2014	09/27/2014
2	Chris Wondolowski	SJ	03/29/2014	04/13/2014
2	Atiba Harris	SJ	05/25/2014	05/31/2014
2	Yannick Djalo	SJ	07/23/2014	08/02/2014
2	Chris Wondolowski	SJ	08/20/2014	08/24/2014
2	Sam Cronin	SJ	08/24/2014	08/30/2014
2	Jermain Defoe	TOR	07/12/2014	07/16/2014
2	Luke Moore	TOR	05/17/2014	05/23/2014
2	Jermain Defoe	TOR	03/15/2014	03/22/2014
2	Luke Moore	TOR	08/02/2014	08/09/2014
2	Pedro Morales	VAN	06/01/2014	06/07/2014

CONSECUTIVE GAMES WITH ASSISTS

#	PLAYER	TM	START	STOP
5	Robbie Keane	LA	08/16/2014	09/10/2014
4	Landon Donovan	LA	08/27/2014	09/10/2014
4	Diego Valeri	POR	08/30/2014	09/20/2014
3	Tony Tchani	CLB	10/04/2014	10/19/2014
3	Brad Davis	HOU	03/29/2014	04/27/2014
3	Felipe Martins	MTL	08/30/2014	09/10/2014
3	Jermaine Jones	NE	09/03/2014	09/13/2014
3	Kelyn Rowe	NE	08/23/2014	09/03/2014
3	Diego Valeri	POR	05/28/2014	06/07/2014
3	Javier Morales	RSL	05/03/2014	05/17/2014
3	Kenny Cooper	SEA	05/24/2014	06/07/2014
3	Chris Wondolowski	SJ	07/23/2014	08/08/2014
3	Gilberto	TOR	09/13/2014	09/27/2014
3	Pedro Morales	VAN	07/05/2014	07/16/2014
3	Mike Magee	CHI	04/05/2014	04/12/2014
3	Greg Cochran	CHI	05/03/2014	05/10/2014
2	Harry Shipp	CHI	03/23/2014	03/29/2014
2	Martin Rivero	CHV	05/11/2014	05/17/2014
2	Ethan Finlay	CLB	08/16/2014	08/23/2014
2	Waylon Francis	CLB	09/07/2014	09/13/2014
2	Federico Higuain	CLB	03/22/2014	03/29/2014
2	Ben Speas	CLB	05/31/2014	06/04/2014
2	Federico Higuain	CLB	05/17/2014	05/24/2014
2	Justin Meram	CLB	08/16/2014	08/23/2014
2	Dillon Powers	COL	08/17/2014	08/20/2014
2	Andres Escobar	DAL	09/20/2014	09/24/2014
2	Blas Perez	DAL	06/11/2014	07/04/2014
2	Jair Benitez	DAL	05/17/2014	05/21/2014
2	Chris Rolfe	DC	05/17/2014	05/21/2014
2	Fabian Espindola	DC	05/17/2014	05/21/2014
2	Fabian Espindola	DC	04/05/2014	04/12/2014
2	Nick DeLeon	DC	04/19/2014	04/26/2014
2	Chris Rolfe	DC	07/11/2014	07/20/2014
2	Corey Ashe	HOU	04/27/2014	05/03/2014
2	Omar Cummings	HOU	09/06/2014	09/13/2014
2	Brad Davis	HOU	08/29/2014	09/06/2014
2	Brad Davis	HOU	05/07/2014	05/11/2014
2	Graham Zusi	KC	09/06/2014	09/12/2014
2	Stefan Ishizaki	LA	04/06/2014	04/12/2014
2	Marcelo Sarvas	LA	08/31/2014	09/05/2014
2	Landon Donovan	LA	09/28/2014	10/04/2014
2	Dan Gargan	LA	08/16/2014	08/20/2014
2	Juninho	LA	03/22/2014	04/06/2014
2	Marcelo Sarvas	LA	06/08/2014	06/28/2014
2	Landon Donovan	LA	07/28/2014	08/02/2014
2	Justin Mapp	MTL	07/12/2014	07/19/2014
2	Andres Romero	MTL	10/11/2014	10/18/2014
2	Justin Mapp	MTL	03/29/2014	04/05/2014
2	Chris Tierney	NE	05/11/2014	05/17/2014
2	Teal Bunbury	NE	05/11/2014	05/17/2014
2	Teal Bunbury	NE	09/26/2014	10/04/2014
2	Diego Fagundez	NE	05/17/2014	05/24/2014
2	Ambroise Oyongo	NY	06/27/2014	07/04/2014
2	Thierry Henry	NY	05/04/2014	05/10/2014
2	Thierry Henry	NY	07/12/2014	07/16/2014
2	Thierry Henry	NY	05/27/2014	06/27/2014
2	Roy Miller	NY	04/16/2014	04/23/2014
2	Eric Alexander	NY	07/04/2014	07/12/2014
2	Lloyd Sam	NY	03/08/2014	03/15/2014
2	Sebastien Le Toux	PHI	08/24/2014	09/03/2014
2	Vincent Nogueira	PHI	05/31/2014	06/07/2014
2	Cristian Maidana	PHI	05/31/2014	06/07/2014
2	Cristian Maidana	PHI	07/04/2014	07/12/2014
2	Steve Zakuani	POR	05/17/2014	05/24/2014
2	Javier Morales	RSL	09/06/2014	09/12/2014
2	Chris Wingert	RSL	07/30/2014	08/02/2014
2	Alvaro Saborio	RSL	05/03/2014	05/11/2014
2	Luke Mulholland	RSL	08/09/2014	08/16/2014
2	Joao Plata	RSL	03/15/2014	03/22/2014
2	Obafemi Martins	SEA	03/29/2014	04/05/2014
2	Marco Pappa	SEA	09/27/2014	10/05/2014
2	Obafemi Martins	SEA	10/19/2014	10/25/2014
2	Lamar Neagle	SEA	09/27/2014	10/05/2014
2	Chad Marshall	SEA	04/19/2014	04/26/2014
2	Gonzalo Pineda	SEA	06/28/2014	07/13/2014
2	Clint Dempsey	SEA	09/03/2014	09/12/2014
2	Obafemi Martins	SEA	08/20/2014	08/24/2014
2	Collen Warner	TOR	08/09/2014	08/16/2014
2	Michael Bradley	TOR	09/21/2014	09/27/2014
2	Dominic Oduro	TOR	07/19/2014	07/26/2014
2	Nick Hagglund	TOR	09/13/2014	09/21/2014
2	Steven Beitashour	VAN	04/19/2014	04/26/2014
2	Darren Mattocks	VAN	03/08/2014	03/16/2014
2	Mauro Rosales	VAN	03/09/2014	03/16/2014
2	Pedro Morales	VAN	05/24/2014	06/01/2014

CONSECUTIVE GAMES WITH A GOAL/ASSIST

#	PLAYER	TM	START	STOP				
8	Brad Davis	HOU	03/29/2014	07/12/2014				
8	Clint Dempsey	SEA	08/24/2014	10/05/2014				
7	Fabian Castillo	DAL	05/31/2014	08/22/2014				
7	Bradley Wright-Phillips	NY	06/27/2014	08/02/2014				
7	Javier Morales	RSL	08/02/2014	09/27/2014				
6	Erick Torres	CHV	06/08/2014	07/20/2014				
6	Landon Donovan	LA	08/20/2014	09/10/2014				
6	Lamar Neagle	SEA	09/03/2014	10/05/2014				
6	Clint Dempsey	SEA	03/08/2014	04/26/2014				
6	Jermain Defoe	TOR	05/17/2014	07/02/2014				
5	Quincy Amarikwa	CHI	03/29/2014	05/10/2014				
5	Fabian Espindola	DC	03/29/2014	04/26/2014				
5	Robbie Keane	LA	08/16/2014	09/10/2014				
5	Lee Nguyen	NE	09/26/2014	10/25/2014	Active			
5	Lee Nguyen	NE	08/23/2014	09/13/2014				
5	Joao Plata	RSL	07/19/2014	08/16/2014				
4	Mike Magee	CHI	05/18/2014	07/12/2014				
4	Erick Torres	CHV	03/09/2014	03/30/2014				
4	Federico Higuain	CLB	07/26/2014	08/16/2014				
4	Ethan Finlay	CLB	05/17/2014	06/04/2014				
4	Ethan Finlay	CLB	09/27/2014	10/19/2014				
4	Fabian Espindola	DC	05/17/2014	05/31/2014				
4	Luis Silva	DC	07/05/2014	07/30/2014				
4	Dom Dwyer	KC	05/10/2014	05/23/2014				
4	Dom Dwyer	KC	08/29/2014	09/26/2014				
4	Robbie Keane	LA	03/22/2014	04/19/2014				
4	Gyasi Zardes	LA	07/28/2014	08/16/2014				
4	Marcelo Sarvas	LA	06/08/2014	07/12/2014				
4	Patrick Mullins	NE	05/03/2014	05/24/2014				
4	Thierry Henry	NY	09/06/2014	09/20/2014				
4	Bradley Wright-Phillips	NY	04/23/2014	05/10/2014				
4	Maximiliano Urruti	POR	05/17/2014	06/11/2014				
4	Diego Valeri	POR	08/30/2014	09/20/2014				
4	Diego Valeri	POR	07/18/2014	08/09/2014				
4	Joao Plata	RSL	04/26/2014	05/17/2014				
4	Alvaro Saborio	RSL	04/26/2014	09/06/2014				
4	Obafemi Martins	SEA	04/19/2014	05/07/2014				
4	Obafemi Martins	SEA	03/15/2014	04/05/2014				
4	Chris Wondolowski	SJ	08/20/2014	09/07/2014				
4	Gilberto	TOR	08/02/2014	08/23/2014				
4	Erik Hurtado	VAN	05/10/2014	06/07/2014				
3	Tony Tchani	CLB	10/03/2014	10/19/2014				
3	Federico Higuain	CLB	03/08/2014	03/29/2014				
3	Justin Meram	CLB	08/09/2014	08/23/2014				
3	Vicente Sanchez	COL	03/15/2014	03/29/2014				
3	Mauro Diaz	DAL	03/22/2014	04/05/2014				
3	Blas Perez	DAL	09/13/2014	09/24/2014				
3	Michel	DAL	04/05/2014	04/19/2014				
3	Chris Rolfe	DC	05/10/2014	05/21/2014				
3	Eddie Johnson	DC	07/11/2014	07/30/2014				
3	Chris Rolfe	DC	07/11/2014	07/30/2014				
3	Will Bruin	HOU	04/27/2014	05/07/2014				
3	Giles Barnes	HOU	07/04/2014	07/19/2014				
3	Giles Barnes	HOU	10/08/2014	10/16/2014				
3	Gyasi Zardes	LA	08/31/2014	09/10/2014				
3	Stefan Ishizaki	LA	04/06/2014	04/19/2014				
3	Robbie Keane	LA	09/20/2014	10/04/2014				
3	Felipe Romero	MTL	08/30/2014	09/10/2014				
3	Andres Romero	MTL	05/24/2014	06/11/2014				
3	Ignacio Piatti	MTL	08/30/2014	09/10/2014				
3	Marco Di Vaio	MTL	09/06/2014	09/20/2014				
3	Diego Fagundes	NE	05/11/2014	05/24/2014				
3	Charlie Davies	NE	07/30/2014	08/16/2014				
3	Jermaine Jones	NE	09/03/2014	09/13/2014				
3	Kelyn Rowe	NE	08/23/2014	09/03/2014				
3	Lee Nguyen	NE	04/19/2014	05/03/2014				
3	Conor Casey	PHI	08/24/2014	09/06/2014				
3	Sebastien Le Toux	PHI	05/17/2014	06/28/2014				
3	Will Johnson	POR	06/01/2014	06/11/2014				
3	Fanendo Adi	POR	05/28/2014	06/07/2014				
3	Diego Valeri	POR	05/28/2014	06/07/2014				
3	Fanendo Adi	POR	09/13/2014	09/27/2014				
3	Diego Valeri	POR	05/03/2014	05/17/2014				
3	Joao Plata	RSL	03/08/2014	03/22/2014				
3	Javier Morales	RSL	05/03/2014	05/17/2014				
3	Gonzalo Pineda	SEA	05/17/2014	05/31/2014				
3	Chad Marshall	SEA	04/19/2014	05/03/2014				
3	Chad Barrett	SEA	08/16/2014	08/24/2014				
3	Kenny Cooper	SEA	03/23/2014	04/05/2014				
3	Kenny Cooper	SEA	05/24/2014	06/07/2014				
3	Chris Wondolowski	SJ	07/23/2014	08/08/2014				
3	Gilberto	TOR	09/13/2014	09/27/2014				
3	Nick Hagglund	TOR	09/13/2014	09/27/2014				
3	Pedro Morales	VAN	07/05/2014	07/16/2014				
3	Darren Mattocks	VAN	07/16/2014	07/27/2014				
3	Pedro Morales	VAN	05/24/2014	06/07/2014				
2	Robert Earnshaw	CHI	08/23/2014	08/30/2014				
2	Jeff Larentowicz	CHI	03/16/2014	03/23/2014				
2	Harry Shipp	CHI	06/07/2014	07/02/2014				
2	Sanna Nyassi	CHI	09/07/2014	09/13/2014				
2	Mike Magee	CHI	04/05/2014	04/12/2014				
2	Harry Shipp	CHI	03/23/2014	03/29/2014				
2	Mike Magee	CHI	08/02/2014	08/10/2014				
2	Greg Cochran	CHI	05/03/2014	05/10/2014				
2	Felix Borja	CHV	10/05/2014	10/11/2014				
2	Erick Torres	CHV	05/03/2014	05/11/2014				
2	Erick Torres	CHV	04/12/2014	04/19/2014				
2	Martin Rivero	CHV	05/11/2014	05/17/2014				
2	Ethan Finlay	CLB	07/04/2014	07/12/2014				
2	Waylon Francis	CLB	09/07/2014	09/13/2014				
2	Ben Speas	CLB	05/31/2014	06/04/2014				
2	Hector Jimenez	CLB	04/13/2014	04/19/2014				
2	Federico Higuain	CLB	05/17/2014	05/24/2014				
2	Ethan Finlay	CLB	07/26/2014	08/02/2014				
2	Federico Higuain	CLB	09/20/2014	09/27/2014				
2	Jairo Arrieta	CLB	10/11/2014	10/26/2014	Active			
2	Ethan Finlay	COL	08/16/2014	08/23/2014				
2	Vicente Sanchez	COL	05/03/2014	06/28/2014				
2	Kamani Hill	COL	05/24/2014	06/01/2014				
2	Dillon Powers	COL	05/24/2014	06/01/2014				
2	Dillon Powers	COL	08/17/2014	08/20/2014				
2	Deshorn Brown	COL	07/12/2014	07/18/2014				
2	Dillon Powers	COL	06/07/2014	06/28/2014				
2	Blas Perez	DAL	07/27/2014	08/03/2014				
2	Michel	DAL	05/07/2014	05/10/2014				
2	Michel	DAL	08/22/2014	09/06/2014				
2	Blas Perez	DAL	04/19/2014	04/26/2014				
2	Blas Perez	DAL	06/11/2014	07/04/2014				
2	Andres Escobar	DAL	09/20/2014	09/24/2014				
2	Tesho Akindele	DAL	07/04/2014	07/19/2014				
2	Michel	DAL	03/15/2014	03/22/2014				
2	Tesho Akindele	DAL	08/16/2014	08/22/2014				
2	Jair Benitez	DAL	05/17/2014	05/21/2014				
2	Perry Kitchen	DC	07/20/2014	07/30/2014				
2	Fabian Espindola	DC	08/17/2014	08/23/2014				
2	Luis Silva	DC	09/20/2014	09/27/2014				
2	Luis Silva	DC	08/17/2014	08/23/2014				
2	Eddie Johnson	DC	10/12/2014	10/18/2014				
2	Chris Rolfe	DC	08/17/2014	08/23/2014				
2	Nick DeLeon	DC	04/19/2014	04/26/2014				
2	Perry Kitchen	DC	08/17/2014	08/23/2014				
2	Giles Barnes	HOU	09/06/2014	09/13/2014				
2	Brad Davis	HOU	08/29/2014	09/06/2014				
2	Mark Sherrod	HOU	05/11/2014	05/17/2014				
2	Will Bruin	HOU	03/08/2014	03/15/2014				
2	Ricardo Clark	HOU	03/29/2014	04/05/2014				
2	Ricardo Clark	HOU	08/29/2014	09/06/2014				
2	Omar Cummings	HOU	09/06/2014	09/13/2014				
2	David Hout	HOU	06/23/2014	06/26/2014				
2	Will Bruin	HOU	07/19/2014	08/03/2014				
2	Giles Barnes	HOU	05/11/2014	05/17/2014				
2	Corey Ashe	HOU	04/27/2014	05/03/2014				
2	Dom Dwyer	KC	10/10/2014	10/18/2014				
2	Dom Dwyer	KC	07/06/2014	07/12/2014				
2	Benny Feilhaber	KC	07/16/2014	07/19/2014				
2	Graham Zusi	KC	09/06/2014	09/12/2014				
2	Dom Dwyer	KC	03/22/2014	03/29/2014				
2	Paulo Nagamura	KC	05/10/2014	05/14/2014				
2	Graham Zusi	KC	07/26/2014	08/01/2014				
2	Gyasi Zardes	LA	09/20/2014	09/28/2014				
2	Marcelo Sarvas	LA	08/20/2014	08/23/2014				
2	Marcelo Sarvas	LA	10/04/2014	10/19/2014				
2	Juninho	LA	03/22/2014	04/06/2014				
2	Gyasi Zardes	LA	06/08/2014	06/28/2014				
2	Dan Gargan	LA	08/16/2014	08/20/2014				
2	Alan Gordon	LA	09/05/2014	09/10/2014				
2	Gyasi Zardes	LA	07/13/2014	07/16/2014				
2	Landon Donovan	LA	09/28/2014	10/04/2014				
2	Robbie Keane	LA	05/21/2014	05/25/2014				
2	Marcelo Sarvas	LA	08/31/2014	09/05/2014				
2	Landon Donovan	LA	07/28/2014	08/02/2014				
2	Robbie Keane	LA	07/16/2014	07/19/2014				
2	Landon Donovan	LA	05/25/2014	06/01/2014				
2	Dilly Duka	MTL	09/06/2014	09/10/2014				
2	Jack McInerney	MTL	05/31/2014	06/11/2014				
2	Marco Di Vaio	MTL	07/12/2014	07/19/2014				
2	Jack McInerney	MTL	03/29/2014	04/12/2014				
2	Andres Romero	MTL	10/11/2014	10/18/2014				
2	Justin Mapp	MTL	07/12/2014	07/19/2014				
2	Jack McInerney	MTL	09/13/2014	09/20/2014				
2	Maxim Tissot	MTL	07/27/2014	08/09/2014				

PENALTY KICK SUMMARY

DATE	TM	OPP	SHOOTER	KEEPER	RES	MN
03/08/2014	CLB	3 at DC	Federico Higuain	Bill Hamid	G	27
03/08/2014	VAN	4 vs NY	Kenny Miller	Luis Robles	G	34
03/08/2014	DAL	3 vs MTL	Blas Perez	Troy Perkins	G	24
03/08/2014	LA	0 vs RSL	Robbie Keane	Nick Rimando	S	93+
03/09/2014	CHV	3 vs CHI	Erick Torres	Sean Johnson	G	56
03/15/2014	COL	1 at NY	Vicente Sanchez	Luis Robles	G	72
03/16/2014	CHI	1 at POR	Jeff Larentowicz	Donovan Ricketts	G	19
03/22/2014	COL	2 vs POR	Vicente Sanchez	Andrew Weber	G	73
03/22/2014	COL	2 vs POR	Deshorn Brown	Andrew Weber	S	75
03/22/2014	KC	1 vs SJ	Dom Dwyer	Jon Busch	G	57
03/29/2014	COL	2 vs KC	Vicente Sanchez	Eric Kronberg	G	60
03/29/2014	COL	2 vs KC	Vicente Sanchez	Eric Kronberg	G	78
03/29/2014	RSL	3 vs TOR	Alvaro Saborio	Julio Cesar	G	11
03/29/2014	CLB	2 at SEA	Federico Higuain	Stefan Frei	G	59
03/29/2014	VAN	2 vs HOU	Kenny Miller	Tally Hall	G	58
03/30/2014	CHV	1 at NY	Erick Torres	Luis Robles	G	25
04/05/2014	SEA	4 at POR	Clint Dempsey	Andrew Weber	G	87
04/05/2014	CHI	2 vs PHI	Mike Magee	Zac MacMath	S	96+
04/05/2014	HOU	1 vs DAL	Boniek Garcia	Chris Seitz	S	82
04/05/2014	DAL	4 at HOU	Michel	Tally Hall	G	31
04/05/2014	NY	2 at MTL	Peguy Luyindula	Troy Perkins	RP	48
04/12/2014	DAL	2 vs SEA	Michel	Stefan Frei	G	42
04/12/2014	RSL	2 at PHI	Alvaro Saborio	Zac MacMath	S	5
04/16/2014	PHI	1 at NY	Sebastien Le Toux	Luis Robles	G	80
04/19/2014	NE	1 at CHI	Lee Nguyen	Sean Johnson	G	31
04/19/2014	CHI	1 vs NE	Juan Luis Anangono	Bobby Shuttleworth	S	91+
04/19/2014	CHV	1 vs SEA	Erick Torres	Stefan Frei	G	5
04/23/2014	NY	4 vs HOU	Bradley Wright-Phill	Tally Hall	G	86
04/26/2014	CLB	1 vs NY	Jairo Arrieta	Luis Robles	G	39
04/26/2014	NE	2 vs KC	Lee Nguyen	Eric Kronberg	G	95+
05/03/2014	LA	0 at COL	Robbie Keane	Clint Irwin	WR	62
05/03/2014	SEA	2 vs PHI	Oswaldo Alonso	Zac MacMath	S	40
05/03/2014	HOU	4 at CHV	Giles Barnes	Trevor Spangenberg	G	69
05/03/2014	CHV	1 vs HOU	Erick Torres	Tally Hall	G	7
05/03/2014	NE	2 at TOR	Lee Nguyen	Julio Cesar	G	82
05/03/2014	VAN	3 vs SJ	Pedro Morales	Jon Busch	G	19
05/03/2014	SJ	2 at VAN	Chris Wondolowski	David Ousted	G	45
05/04/2014	DAL	0 vs NY	Blas Perez	Luis Robles	S	59
05/07/2014	DAL	1 at SEA	Michel	Stefan Frei	G	16
05/10/2014	NY	4 vs CHI	Bradley Wright-Phill	Sean Johnson	G	78
05/10/2014	KC	3 at MTL	Dom Dwyer	Troy Perkins	G	18
05/11/2014	RSL	5 at HOU	Javier Morales	Tally Hall	G	89
05/11/2014	HOU	2 vs RSL	Giles Barnes	Nick Rimando	S	36
05/17/2014	RSL	2 vs COL	Javier Morales	Clint Irwin	G	51
05/17/2014	CLB	3 at POR	Federico Higuain	Donovan Ricketts	G	50+
05/17/2014	PHI	3 vs NE	Sebastien Le Toux	Brad Knighton	G	92+
05/18/2014	CHI	2 vs KC	Mike Magee	Eric Kronberg	G	7
05/18/2014	CHI	2 vs KC	Mike Magee	Eric Kronberg	G	15
05/23/2014	KC	2 vs TOR	Dom Dwyer	Joseph Bendik	G	84
05/24/2014	NY	1 vs POR	Bradley Wright-Phill	Donovan Ricketts	G	36
05/24/2014	COL	4 vs MTL	Dillon Powers	Troy Perkins	G	5
05/24/2014	SEA	2 at VAN	Gonzalo Pineda	David Ousted	G	82
05/25/2014	PHI	1 at LA	Maurice Edu	Jaime Penedo	G	88
05/25/2014	SJ	3 vs HOU	Khari Stephenson	Tally Hall	G	58
05/31/2014	DAL	1 vs SJ	Fabian Castillo	Jon Busch	S	47+
05/31/2014	PHI	3 at CHV	Conor Casey	Dan Kennedy	G	28
05/31/2014	SEA	4 vs RSL	Gonzalo Pineda	Jeff Attinella	G	42
05/31/2014	TOR	3 vs CLB	Jermain Defoe	Steve Clark	G	21
06/01/2014	VAN	4 at POR	Pedro Morales	Donovan Ricketts	G	16
06/01/2014	VAN	4 at POR	Pedro Morales	Donovan Ricketts	G	26
06/01/2014	CHI	1 vs LA	Jeff Larentowicz	Jaime Penedo	G	68
06/04/2014	CLB	1 vs RSL	Federico Higuain	Jeff Attinella	H	12
06/06/2014	KC	2 at HOU	Dom Dwyer	Tyler Deric	G	70
06/07/2014	DC	0 vs CLB	Fabian Espindola	Steve Clark	S	96+
06/07/2014	SEA	3 at CHI	Obafemi Martins	Sean Johnson	G	38
06/07/2014	POR	3 at RSL	Will Johnson	Jeff Attinella	G	73
06/07/2014	VAN	3 at PHI	Pedro Morales	Zac MacMath	G	81
06/07/2014	TOR	1 vs SJ	Jermain Defoe	Jon Busch	G	27
06/11/2014	POR	2 vs DAL	Will Johnson	Raul Fernandez	G	79
06/11/2014	MTL	2 vs DC	Patrice Bernier	Andrew Dykstra	LP	76
06/11/2014	DC	4 at MTL	Luis Silva	Troy Perkins	G	50+
06/28/2014	COL	2 vs VAN	Vicente Sanchez	David Ousted	G	36
07/04/2014	HOU	2 vs NY	Brad Davis	Luis Robles	G	82
07/04/2014	RSL	2 vs NE	Javier Morales	Bobby Shuttleworth	G	35
07/04/2014	RSL	2 vs NE	Joao Plata	Bobby Shuttleworth	G	65
07/11/2014	DC	2 at SJ	Eddie Johnson	Jon Busch	G	12
07/12/2014	NE	0 vs CHI	Chris Tierney	Sean Johnson	S	86
07/12/2014	LA	1 vs RSL	Marcelo Sarvas	Nick Rimando	S	98+
07/12/2014	COL	3 at PHI	Dillon Powers	Zac MacMath	G	79
07/16/2014	PHI	3 vs NY	Sebastien Le Toux	Luis Robles	G	69
07/16/2014	NE	1 at LA	Lee Nguyen	Jaime Penedo	G	38
07/16/2014	TOR	1 vs VAN	Jermain Defoe	David Ousted	G	64
07/19/2014	NY	1 vs SJ	Bradley Wright-Phill	Jon Busch	G	33
07/19/2014	PHI	1 at CHI	Sebastien Le Toux	Sean Johnson	G	91+
07/19/2014	TOR	2 at HOU	Michael Bradley	Tally Hall	RP	29
07/19/2014	VAN	1 at RSL	Darren Mattocks	Nick Rimando	G	73
07/20/2014	DC	3 vs CHV	Eddie Johnson	Dan Kennedy	G	25
07/20/2014	CHV	1 at DC	Erick Torres	Bill Hamid	G	84
07/27/2014	POR	3 at MTL	Will Johnson	Evan Bush	G	40
07/27/2014	VAN	2 vs DAL	Pedro Morales	Raul Fernandez	G	53
07/27/2014	DAL	2 at VAN	Michel	David Ousted	G	39
08/02/2014	LA	3 vs POR	Robbie Keane	Donovan Ricketts	G	85
08/02/2014	CHI	1 vs CLB	Mike Magee	Steve Clark	G	37
08/09/2014	CLB	2 vs TOR	Federico Higuain	Joseph Bendik	G	47+
08/09/2014	DAL	3 vs COL	Michel	Clint Irwin	G	11
08/09/2014	COL	1 at DAL	Gabriel Torres	Raul Fernandez	G	86
08/10/2014	CHI	1 vs NY	Mike Magee	Luis Robles	S	38
08/10/2014	SEA	2 vs HOU	Gonzalo Pineda	Tally Hall	G	75
08/10/2014	HOU	0 at SEA	Brad Davis	Stefan Frei	S	26
08/10/2014	VAN	2 vs KC	Darren Mattocks	Jon Kempin	S	85
08/16/2014	KC	4 vs TOR	Dom Dwyer	Joseph Bendik	G	18
08/16/2014	KC	4 vs TOR	Dom Dwyer	Joseph Bendik	G	33
08/16/2014	SJ	0 vs DAL	Chris Wondolowski	Raul Fernandez	H	49+
08/27/2014	LA	4 vs DC	Landon Donovan	Bill Hamid	G	75
08/30/2014	RSL	1 at SJ	Javier Morales	Jon Busch	G	36
09/03/2014	CHV	2 vs SEA	Ryan Finley	Stefan Frei	G	60
09/05/2014	LA	6 vs COL	Landon Donovan	Clint Irwin	G	5
09/05/2014	LA	6 vs COL	Landon Donovan	Clint Irwin	G	47
09/06/2014	NY	2 vs KC	Bradley Wright-Phill	Andy Gruenebaum	G	11
09/07/2014	CLB	3 vs CHV	Federico Higuain	Dan Kennedy	C	46+
09/10/2014	VAN	2 vs SJ	Pedro Morales	Jon Busch	G	39
09/13/2014	PHI	2 vs NY	Sebastien Le Toux	Luis Robles	G	92+
09/13/2014	NY	2 at PHI	Peguy Luyindula	Zac MacMath	G	37
09/13/2014	CHI	1 vs TOR	Jeff Larentowicz	Joseph Bendik	S	57
09/13/2014	COL	2 vs POR	Dillon Powers	Donovan Ricketts	G	48
09/14/2014	LA	1 at SJ	Robbie Keane	Jon Busch	C	37
09/20/2014	NY	4 vs SEA	Bradley Wright-Phill	Stefan Frei	G	54

09/20/2014	CLB	1 vs NE	0	Federico Higuain	Bobby Shuttleworth	S	85
09/20/2014	DC	3 at CHI	3	Luis Silva	Sean Johnson	G	39
09/20/2014	CHI	3 vs DC	3	Jeff Larentowicz	Bill Hamid	G	32
09/27/2014	VAN	2 vs RSL	1	Pedro Morales	Jeff Attinella	S	48+
09/27/2014	VAN	2 vs RSL	1	Pedro Morales	Jeff Attinella	G	62
09/27/2014	MTL	0 at CLB	2	Marco Di Vaio	Steve Clark	S	91+
09/27/2014	CLB	2 vs MTL	0	Federico Higuain	Evan Bush	G	58
10/05/2014	SEA	4 at COL	1	Clint Dempsey	Clint Irwin	G	11
10/05/2014	CHV	1 vs RSL	0	Erick Torres	Nick Rimando	S	64
10/08/2014	TOR	0 vs HOU	1	Jermain Defoe	Tyler Deric	S	58
10/08/2014	POR	3 vs SJ	0	Diego Valeri	Jon Busch	G	51
10/10/2014	KC	2 vs CHI	0	Dom Dwyer	Sean Johnson	H	13
10/12/2014	HOU	1 vs DC	3	Giles Barnes	Bill Hamid	G	83
10/18/2014	DAL	1 at COL	0	Blas Perez	Clint Irwin	G	56
10/18/2014	KC	1 at PHI	2	Dom Dwyer	Zac MacMath	G	54
10/22/2014	RSL	2 vs CHV	0	Alvaro Saborio	Dan Kennedy	G	36
10/24/2014	CHI	2 vs HOU	1	Jeff Larentowicz	Tyler Deric	G	66

OWN GOALS RECEIVED

DATE	REC	TM	OFF	TM	MIN	PLAYER
03/29/2014	POR	1 at DAL	2	66		Matt Hedges
03/29/2014	NE	2 at SJ	1	35		Victor Bernardez
04/05/2014	DC	2 vs NE	0	43		Jose Goncalves
04/05/2014	DAL	4 at HOU	1	68		Giles Barnes
04/12/2014	SEA	3 at DAL	2	75		Stephen Keel
04/19/2014	KC	4 vs MTL	0	31		Calum Mallace
05/03/2014	PHI	1 at SEA	2	13		Brad Evans
05/03/2014	DC	2 at POR	3	78		Mamadou Danso
05/10/2014	SJ	2 vs DAL	1	73		David Texeira
05/11/2014	NE	5 vs SEA	0	46		Chad Marshall
07/04/2014	LA	2 vs POR	2	86		Rauwshan McKenzie
07/04/2014	DAL	2 vs PHI	1	49		Sheanon Williams
07/04/2014	COL	1 vs CLB	1	59		Eric Gehrig
07/16/2014	CLB	1 vs KC	2	69		Igor Juliao
07/30/2014	DC	3 vs TOR	0	67		Nick Hagglund
08/10/2014	VAN	2 vs KC	0	17		Igor Juliao
08/15/2014	HOU	2 vs PHI	0	90		Raymond Gaddis
08/23/2014	TOR	2 vs CHI	2	3		Bakary Soumare
08/27/2014	DC	1 at LA	4	58		Leonardo
09/13/2014	HOU	2 vs CLB	2	12		Aaron Schoenfeld
09/19/2014	RSL	5 vs COL	1	45		Joe Nasco
09/27/2014	CHV	2 at SEA	4	18		Jalil Anibaba
09/27/2014	POR	2 at TOR	3	16		Steven Caldwell

MLS Individual Single-Season Leaders (1996-2014)

GOALS

YEAR	PLAYER	TEAM	GP	GOALS
1996	Roy Lassiter	TB	30	27
2012	Chris Wondolowski	SJ	32	27
2014	Bradley Wright-Phillips	NY	32	27
1998	Stern John	CLB	27	26
2000	Mamadou Diallo	TB	28	26

ASSISTS

YEAR	PLAYER	TEAM	GP	ASTS
2000	Carlos Valderrama	TB	32	26
1996	Marco Etcheverry	DC	26	19
1997	Carlos Valderrama	TB	20	19
1998	Marco Etcheverry	DC	29	19
2002	Steve Ralston	NE	27	19
2008	Guillermo Barros Schelotto	CLB	27	19
2014	Landon Donovan	LA	31	19

GAMES PLAYED

YEAR	PLAYER	TEAM	MIN
2014	Dominic Oduro	TOR*	35
44 players tied with 34			

GAMES STARTED

YEAR	PLAYER	TEAM	MIN
31 players tied with 34			

MINUTES PLAYED

YEAR	PLAYER	TEAM	MIN
18 players tied with 3060			

SHOTS

YEAR	PLAYER	TEAM	GP	SHOTS
2000	Mamadou Diallo	TB	28	152
1996	Preki	KC	32	140
2012	Kei Kamara	KC	33	134
2000	Ante Razov	CHI	24	127
2012	Chris Wondolowski	SJ	32	127

SHOTS ON GOAL

YEAR	PLAYER	TEAM	GP	SOG
2000	Mamadou Diallo	TB	28	76
2003	Ante Razov	CHI	26	67
2000	Ante Razov	CHI	24	63
1996	Preki	KC	32	61
2008	Kenny Cooper	DAL	30	60

FOULS COMMITTED

YEAR	PLAYER	TEAM	GP	FC
2000	Diego Serna	MIA	31	83
2007	Juan Toja	DAL	27	83
2014	Diego Chara	POR	31	83
2006	Simo Valakari	DAL	31	81
1999	Matt McKeon	COL	28	80
2013	Marcelo Sarvas	LA	33	80

FOULS SUFFERED

YEAR	PLAYER	TEAM	GP	FS
2006	Alejandro Moreno	HOU	30	112
2004	Davy Arnaud	KC	30	111
2005	Alejandro Moreno	SJ	31	102
2014	Quincy Amarikwa	CHI	32	101
2003	DaMarcus Beasley	CHI	22	96

CAUTIONS (YELLOW)

YEAR	PLAYER	TEAM	GP	CAUT
1996	Leonel Alvarez	DAL	22	14
1996	Michael Emenalo	SJ	29	13
2012	Oswaldo Minda	CHV	22	13
2013	Aurelien Collin	KC	29	13
1998	Leonel Alvarez	DAL	27	12
2014	Oswaldo Minda	CHV	20	12

EJECTIONS (RED CARDS)

YEAR	PLAYER	TEAM	GP	EJECT
1997	Branco	MET	11	3
2000	Ezra Hendrickson	LA	22	3
2009	Carlos Johnson	NY	13	3
2009	Jamison Olave	RSL	25	3
2010	Davy Arnaud	KC	27	3
2011	Eric Hassli	VAN	26	3
2013	Dimitry Imbongo	NE	21	3

GAME-WINNING GOALS

YEAR	PLAYER	TEAM	GP	GWG
2012	Chris Wondolowski	SJ	32	11
2002	Carlos Ruiz	LA	26	9
2010	Chris Wondolowski	SJ	28	9
2014	Lee Nguyen	NE	32	9
2013	Chris Wondolowski	SJ	29	8

GAME-WINNING ASSISTS

YEAR	PLAYER	TEAM	GP	GWA
1999	Mauricio Cienfuegos	LA	30	8
2000	Steve Ralston	TB	30	8
1997	Mauricio Cienfuegos	LA	22	7
1999	Jason Kreis	DAL	32	7
2001	Diego Serna	MIA	22	7
2011	David Beckham	LA	26	7

PENALTY-KICK GOALS

YEAR	PLAYER	TEAM	GP	PKG
2005	Jaime Moreno	DC	29	9
1996	Preki	KC	32	7
2003	Carlos Ruiz	LA	26	7
2014	Dom Dwyer	KC	33	7
2014	Pedro Morales	VAN	33	7

GAMES PLAYED IN GOAL

YEAR	PLAYER	TEAM	GP
13 players tied with 34			

GAMES STARTED IN GOAL

YEAR	PLAYER	TEAM	GS
13 players tied with 34			

MINUTES PLAYED IN GOAL

YEAR	PLAYER	TEAM	MIN
13 players tied with 3060			

GOALKEEPER WINS

YEAR	PLAYER	TEAM	GP	WON
1998	Kevin Hartman	LA	29	22
1997	Mike Ammann	KC	29	21
1999	Kevin Hartman	LA	32	20
2014	Stefan Frei	SEA	34	20
1998	Scott Garlick	DC	25	19

GOALKEEPER LOSSES

YEAR	PLAYER	TEAM	GP	LOST
2005	D.J. Countess	RSL	27	19
2012	Matt Pickens	COL	32	19
1997	Tony Meola	MET	30	18
1999	Mike Ammann	MET	24	18
2014	Dan Kennedy	CHV	33	18

SAVES

YEAR	PLAYER	TEAM	GP	SVS
2000	Scott Garlick	TB	32	184
1997	Mark Dodd	DAL	30	183
1998	Tony Meola	MET	31	164
1996	Mark Dodd	DAL	31	160
1999	Scott Garlick	TB	28	152

SHUTOUTS

YEAR	PLAYER	TEAM	GP	SHO
2000	Tony Meola	KC	31	16
2012	Jimmy Nielsen	KC	34	15
2010	Nick Rimando	RSL	27	14
2013	Donovan Ricketts	POR	32	14
4 players tied with 13				

GOALS AGAINST AVG.

YEAR	PLAYER	TEAM	GP	MIN	GA	GAA
2010	Kevin Hartman	DAL	20	1755	12	0.62
2010	Nick Rimando	RSL	27	2430	18	0.67
2012	Michael Gspurning	SEA	21	1845	15	0.73
2011	Donovan Ricketts	LA	15	1284	11	0.77
2012	Jimmy Nielsen	KC	34	3060	27	0.79

Minimum: 1000 minutes played

MLS Individual All-Time Leaders (1996-2014)

GOALS	TEAM	GP	GOALS
Landon Donovan	LA*	334	144
Jeff Cunningham	CLB*	365	134
Jaime Moreno	DC*	340	133
Ante Razov	CHV*	262	114
Jason Kreis	RSL*	305	108
Dwayne De Rosario	TOR*	343	104
Taylor Twellman	NE	174	101
Edson Buddle	COL*	292	100
Chris Wondolowski	SJ*	198	93
Roy Lassiter	DC*	179	88
Carlos Ruiz	DC*	182	88

ASSISTS	TEAM	GP	ASTS
Landon Donovan	LA*	334	136
Steve Ralston	NE*	378	135
Carlos Valderrama	COL*	175	114
Brad Davis	HOU*	338	112
Preki	KC*	242	112
Jaime Moreno	DC*	340	102
Marco Etcheverry	DC	191	101
Cobi Jones	LA	306	91
Andy Williams	RSL*	332	86
Mauricio Cienfuegos	LA	206	80
Chris Henderson	NY*	317	80

GAMES PLAYED	TEAM	GP
Kevin Hartman	NY*	416
Steve Ralston	NE*	378
Nick Rimando	RSL*	370
Jeff Cunningham	CLB*	365
Kyle Beckerman	RSL*	353
Dwayne De Rosario	TOR*	343
Joe Cannon	VAN*	342
Jaime Moreno	DC*	340
Brad Davis	HOU*	338
Tyrone Marshall	COL*	337

GAMES STARTED	TEAM	GS
Kevin Hartman	NY*	411
Steve Ralston	NE*	372
Nick Rimando	RSL*	370
Joe Cannon	VAN*	341
Kyle Beckerman	RSL*	324
Pablo Mastroeni	LA*	316
Landon Donovan	LA*	313
Chris Henderson	NY*	304
Brian Carroll	PHI*	301
Jay Heaps	NE*	299

MINUTES PLAYED	TEAM	MIN
Kevin Hartman	NY*	37260
Nick Rimando	RSL*	33453
Steve Ralston	NE*	33143
Joe Cannon	VAN*	30732
Kyle Beckerman	RSL*	29076
Landon Donovan	LA*	28666
Pablo Mastroeni	LA*	27522
Jay Heaps	NE*	27363
Brian Carroll	PHI*	26865
Tyrone Marshall	COL*	26654

SHOTS	TEAM	GP	SHOTS
Ante Razov	CHV*	262	926
Dwayne De Rosario	TOR*	343	850
Jason Kreis	RSL*	305	818
Preki	KC*	242	773
Jeff Cunningham	CLB*	365	772
Landon Donovan	LA*	334	705
Edson Buddle	COL*	292	703
Jaime Moreno	DC*	340	684
Mark Chung	SJ*	284	624
Brian McBride	CHI*	220	573

SHOTS ON GOAL	TEAM	GP	SOG
Ante Razov	CHV*	262	441
Jaime Moreno	DC*	340	394
Jeff Cunningham	CLB*	365	372
Jason Kreis	RSL*	305	370
Dwayne De Rosario	TOR*	343	367
Landon Donovan	LA*	334	365
Preki	KC*	242	323
Taylor Twellman	NE	174	318
Edson Buddle	COL*	292	296
Mark Chung	SJ*	284	282

FOULS COMMITTED	TEAM	GP	FC
Kyle Beckerman	RSL*	353	530
Jesse Marsch	CHV*	321	477
Chris Henderson	NY*	317	474
Pablo Mastroeni	LA*	334	474
Brian Mullan	COL*	323	469
Shalrie Joseph	NE*	283	463
Carey Talley	NY*	315	463
Davy Arnaud	DC*	328	452
Tyrone Marshall	COL*	337	452
Richie Williams	NY*	216	451

FOULS SUFFERED	TEAM	GP	FS
Jaime Moreno	DC*	340	703
Davy Arnaud	DC*	328	698
Andy Williams	RSL*	332	680
Alejandro Moreno	CHV*	272	659
Cobi Jones	LA	306	637
Eddie Gaven	CLB*	278	583
Mark Chung	SJ*	284	578
Landon Donovan	LA*	334	537
Brian Mullan	COL*	323	526
Brian McBride	CHI*	220	503

CAUTIONS (YELLOW)	TEAM	GP	CAUT
Pablo Mastroeni	LA*	334	81
Kyle Beckerman	RSL*	353	76
Mike Petke	NY*	307	69
Carey Talley	NY*	315	67
Ramiro Corrales	SJ*	307	66
Tyrone Marshall	COL*	337	66
Davy Arnaud	DC*	328	63
Diego Gutierrez	CHI*	276	63
Jay Heaps	NE*	314	63
Jesse Marsch	CHV*	321	61

EJECTIONS (RED CARDS)	TEAM	GP	EJECT
Clint Mathis	LA*	258	9
Pablo Mastroeni	LA*	334	8
Ramiro Corrales	SJ*	307	7
Tyrone Marshall	COL*	337	7
Ivan McKinley	DC*	174	7
Mike Petke	NY*	307	7
13 players tied with 6			

GAME-WINNING GOALS	TEAM	GP	GWG
Landon Donovan	LA*	334	41
Jeff Cunningham	CLB*	365	40
Chris Wondolowski	SJ*	198	34
Ante Razov	CHV*	262	33
Jason Kreis	RSL*	305	31
Edson Buddle	COL*	292	30
Taylor Twellman	NE	174	28
Dwayne De Rosario	TOR*	343	27
Eddie Johnson	DC*	202	26
Jaime Moreno	DC*	340	26

GAME-WINNING ASSISTS	TEAM	GP	GWA
Landon Donovan	LA*	334	41
Steve Ralston	NE*	378	41
Brad Davis	HOU*	338	37
Carlos Valderrama	COL*	175	33
Cobi Jones	LA	306	30
Preki	KC*	242	29
Mauricio Cienfuegos	LA	206	28
Jaime Moreno	DC*	340	26
Marco Etcheverry	DC	191	25
Kyle Beckerman	RSL*	353	24
Dwayne De Rosario	TOR*	343	24

HAT TRICKS	TEAM	GP	HATS
Stern John	CLB	55	5
Diego Serna	COL*	124	5
Edson Buddle	COL*	292	4
Mamadou Diallo	NY*	74	4
Landon Donovan	LA*	334	4
Cobi Jones	LA	306	4
Chris Wondolowski	SJ*	198	4
7 players tied with 3			

MULTI-GOAL GAMES	TEAM	GP	GAMES
Landon Donovan	LA*	334	32
Jeff Cunningham	CLB*	365	22
Ante Razov	CHV*	262	22
Jaime Moreno	DC*	340	17
Carlos Ruiz	DC*	182	17
Edson Buddle	COL*	292	16
Taylor Twellman	NE	174	16
Chris Wondolowski	SJ*	198	15
Juan Pablo Angel	CHV*	152	14
Dwayne De Rosario	TOR*	343	14

PENALTY-KICK GOALS	TEAM	GP	PKG
Jaime Moreno	DC*	340	44
Landon Donovan	LA*	334	31
Preki	KC*	242	23
Jeff Cunningham	CLB*	365	20
Carlos Ruiz	DC*	182	16
Amado Guevara	TOR*	153	15
Brad Davis	HOU*	338	14
Dwayne De Rosario	TOR*	343	14
Alvaro Saborio	RSL	113	14
5 players tied with 13			

GAMES PLAYED IN GOAL	TEAM	GP
Kevin Hartman	NY*	416
Nick Rimando	RSL*	370
Joe Cannon	VAN*	342
Jon Busch	SJ*	297
Matt Reis	NE*	293
Zach Thornton	CHV*	282
Tony Meola	NY*	250
Scott Garlick	RSL*	237
Pat Onstad	DC*	223
Troy Perkins	MTL*	213

GAMES STARTED IN GOAL	TEAM	GS
Kevin Hartman	NY*	411
Nick Rimando	RSL*	370
Joe Cannon	VAN*	341
Jon Busch	SJ*	296
Matt Reis	NE*	288
Zach Thornton	CHV*	276
Tony Meola	NY*	250
Scott Garlick	RSL*	234
Pat Onstad	DC*	223
Troy Perkins	MTL*	213

GOALS AGAINST AVG.	TEAM	GP	MIN	SHTS	SVS	GA	GAA	W-L-T	SHO
Jimmy Nielsen	KC	128	11497	430	304	126	0.99	57-38-32	45
Kasey Keller	SEA	93	8264	367	270	97	1.06	44-22-25	30
Bouna Coundoul	NY*	99	8823	474	363	111	1.13	36-36-25	32
Pat Onstad	DC*	223	20076	952	698	254	1.14	93-59-70	64
Donovan Ricketts	POR*	167	14822	676	486	190	1.15	72-41-49	53
Nick Rimando	RSL*	370	33453	1733	1293	440	1.18	164-122-8	115
Josh Saunders	RSL*	59	5086	237	169	68	1.20	32-13-12	20
Kevin Hartman	NY*	416	37260	1975	1474	501	1.21	180-143-8	112
William Hesmer	CLB*	133	11965	582	421	161	1.21	60-40-33	42
Jon Busch	SJ*	297	26645	1487	1117	370	1.25	110-93-90	82
Minimum: 4500 minutes played									

SAVES PERCENTAGE	TEAM	GP	SAVES	SOG	PCT
Brad Friedel	CLB	38	177	234	75.6
Bouna Coundoul	NY*	99	363	488	74.4
Tony Meola	NY*	250	1136	1546	73.5
Jon Busch	SJ*	297	1117	1521	73.4
Tim Howard	NY	85	442	607	72.8
Kasey Keller	SEA	93	270	372	72.6
Jorge Campos	CHI*	51	195	269	72.5
Joe Cannon	VAN*	342	1331	1843	72.2
Nick Rimando	RSL*	370	1293	1791	72.2
Mark Dodd	DAL	92	495	686	72.2
Minimum: 175 saves					

* Played for more than one team; most recent team listed.

MINUTES PLAYED IN GOAL	TEAM	MIN
Kevin Hartman	NY*	37260
Nick Rimando	RSL*	33453
Joe Cannon	VAN*	30732
Jon Busch	SJ*	26645
Matt Reis	NE*	25936
Zach Thornton	CHV*	24935
Tony Meola	NY*	22555
Scott Garlick	RSL*	21171
Pat Onstad	DC*	20076
Troy Perkins	MTL*	19147

GOALKEEPER WINS	TEAM	GP	WON
Kevin Hartman	NY*	416	180
Nick Rimando	RSL*	370	164
Zach Thornton	CHV*	282	131
Joe Cannon	VAN*	342	119
Jon Busch	SJ*	297	110
Matt Reis	NE*	293	110
Scott Garlick	RSL*	237	107
Tony Meola	NY*	250	97
Pat Onstad	DC*	223	93
Troy Perkins	MTL*	213	74

GOALKEEPER LOSSES	TEAM	GP	LOST
Kevin Hartman	NY*	416	143
Joe Cannon	VAN*	342	141
Nick Rimando	RSL*	370	122
Tony Meola	NY*	250	109
Matt Reis	NE*	293	98
Zach Thornton	CHV*	282	97
Jon Busch	SJ*	297	93
Scott Garlick	RSL*	237	93
Troy Perkins	MTL*	213	84
Dan Kennedy	CHV*	144	71

SAVES	TEAM	GP	SVS
Kevin Hartman	NY*	416	1474
Joe Cannon	VAN*	342	1331
Nick Rimando	RSL*	370	1293
Tony Meola	NY*	250	1136
Jon Busch	SJ*	297	1117
Matt Reis	NE*	293	1114
Scott Garlick	RSL*	237	1021
Zach Thornton	CHV*	282	987
Troy Perkins	MTL*	213	712
Pat Onstad	DC*	223	698

SHUTOUTS	TEAM	GP	SHO
Nick Rimando	RSL*	370	115
Kevin Hartman	NY*	416	112
Joe Cannon	VAN*	342	86
Jon Busch	SJ*	297	82
Zach Thornton	CHV*	282	76
Matt Reis	NE*	293	75
Pat Onstad	DC*	223	64
Tony Meola	NY*	250	62
Troy Perkins	MTL*	213	53
Donovan Ricketts	POR*	167	53



2014 MLS STATISTICAL SUMMARY OF OFFICIALS

Referees	G	Goals	Avg	Fouls	Avg	Yel	Avg	Red	Avg	PKs	Avg	AR	4th
William Anderson	1	5	5.0	29	29.0	5	5.0	0	0.00	1	1.00	0	1
Fotis Bazakos	11	36	3.3	308	28.0	39	3.5	4	0.36	6	0.55	0	2
Allen Chapman	17	56	3.3	419	24.6	72	4.2	6	0.35	12	0.71	0	10
Marcos de Oliveira	3	8	2.7	75	25.0	9	3.0	1	0.33	2	0.67	1	2
Ismail Elfath	17	51	3.0	452	26.6	55	3.2	6	0.35	5	0.29	0	10
Drew Fischer	16	42	2.6	449	28.1	47	2.9	1	0.06	6	0.38	0	6
Daniel Fitzgerald	2	6	3.0	63	31.5	5	2.5	0	0.00	0	0.00	0	10
Geoff Gamble	7	13	1.9	178	25.4	16	2.3	0	0.00	4	0.57	0	6
David Gantar	12	29	2.4	311	25.9	30	2.5	2	0.17	6	0.50	0	4
Mark Geiger	12	28	2.3	330	27.5	36	3.0	3	0.25	4	0.33	0	5
Jorge Gonzalez	6	14	2.3	142	23.7	20	3.3	1	0.17	2	0.33	0	11
Hilario Grajeda	20	47	2.4	496	24.8	79	4.0	2	0.10	6	0.30	0	7
Juan Guzman	12	35	2.9	326	27.2	51	4.3	4	0.33	4	0.33	0	17
Ramon Hernandez	2	7	3.5	63	31.5	8	4.0	1	0.50	1	0.50	0	0
Edvin Jurisevic	13	25	1.9	295	22.7	45	3.5	9	0.69	3	0.23	0	8
Mark Kadlecik	1	6	6.0	24	24.0	4	4.0	0	0.00	2	2.00	0	10
Alan Kelly	15	44	2.9	395	26.3	42	2.8	6	0.40	4	0.27	0	4
Jorge Luna	2	10	5.0	47	23.5	7	3.5	0	0.00	0	0.00	0	0
Jair Marrufo	18	42	2.3	343	19.1	29	1.6	2	0.11	5	0.28	0	4
Abbey Okulaja	2	7	3.5	54	27.0	8	4.0	0	0.00	1	0.50	0	0
Chris Penso	10	30	3.0	257	25.7	44	4.4	4	0.40	5	0.50	0	7
Silviu Petrescu	14	34	2.4	362	25.9	34	2.4	0	0.00	5	0.36	0	10
Andres Pfefferkorn	1	3	3.0	27	27.0	5	5.0	0	0.00	1	1.00	0	0
Yader Reyes	1	1	1.0	29	29.0	5	5.0	0	0.00	0	0.00	0	1
Jose Carlos Rivero	17	54	3.2	442	26.0	67	3.9	5	0.29	10	0.59	0	10
Ricardo Salazar	14	48	3.4	376	26.9	47	3.4	5	0.36	6	0.43	0	4
Javier Santos	1	1	1.0	42	42.0	5	5.0	0	0.00	1	1.00	0	1
Ioannis Stavridis	2	5	2.5	63	31.5	9	4.5	1	0.50	0	0.00	0	1
Sorin Stoica	11	36	3.3	327	29.7	46	4.2	8	0.73	9	0.82	0	8
Kevin Stott	16	59	3.7	389	24.3	43	2.7	3	0.19	9	0.56	0	8
Baldomero Toledo	19	58	3.1	472	24.8	71	3.7	6	0.32	8	0.42	0	7
Ted Unkel	11	41	3.7	269	24.5	34	3.1	3	0.27	5	0.45	0	5
Armando Villarreal	17	43	2.5	347	20.4	33	1.9	4	0.24	1	0.06	0	6

Other officials (games as assistant referee, 4th official in parentheses):

Nikola Aleksic (1,0); Frank Anderson (14,0); Ian Anderson (19,0); Marco Arruda (10,0); Kyle Atkins (1,0); Claudio Badea (14,0); Peter Balciunas (14,0); Greg Barkey (19,0); Daniel Belleau (12,0); Andrew Bigelow (2,0); Eric Boria (10,0); Mathieu Bourdeau (0,10); Philippe Briere (11,0); Mark Cahen (12,0); Dimitar Chadarav (1,0); Nestor Chavez (1,1); James Conlee (14,0); Igor Cvetkovski (0,1); Jose da Silva (2,0); John Dearmond (0,1); Bill Dittmar (12,0); Brian Dunn (18,0); Gianni Facchini (13,0); Isreal Fernandez (2,0); Joe Fletcher (9,0); Richard Gamache (13,0); George Gansner (16,0); Adam Garner (16,0); Luis Guardia (3,0); Jeremy Hanson (15,0); Jeff Hosking (15,0); Bernard Hosu (0,2); Sean Hurd (8,0); Baboucarr Jallow (15,8); Jonathan Johnson (11,0); Scott Kachmarik (10,0); Mike Kampmeintert (14,0); Kevin Klinger (9,0); Matthew Kreitzer (10,0); Marc Lawrence (0,1); Kyle Longville (2,0); Craig Lowry (16,0); Brandon Major (2,0); Peter Manikowski (10,0); Alejandro Mariscal (1,20); Apolinar Mariscal (1,0); Eduardo Mariscal (5,0); Felisha Mariscal (15,0); Younes Marrakchi (0,16); Stefan McHardy (1,0); Eugene Mednikov (1,0); Caleb Mendez (1,0); Matthew Miscannon (1,0); Oscar Mitchell-Carvalho (11,0); Jairo Morales (2,0); C.J. Morgante (11,0); Jeff Muschik (11,0); Matthew Nelson (12,0); William Niccolls (0,1); Miguel Panduro (0,1); Corey Parker (19,0); Jody Pinkerton (0,1); Tyler Ploeger (0,14); Brian Poeschel (8,0); Kermit Quisenberry (13,0); Daniel Radford (0,23); Corey Rockwell (16,0); Mike Rottersman (17,0); Yusri Rudolf (0,2); Paul Scott (15,0); Robert Sibiga (0,20); Leszek Stalmach (0,1); Chris Strickland (17,0); Justin Tasev (0,1); Kevin Terry Jr. (0,13); Danny Thornberry (7,0); Fabio Tovar (18,0); Pedro Trejo (3,1); Anthony Vasoli (12,0); Eric Weisbrod (9,0); Jason White (9,0); Adam Wienckowski

MLS SUMMARY OF FOULS/CARDS

YELLOW CARDS

Month	G	Yell	Avg.
March	34	134	3.94
April	37	113	3.05
May	50	177	3.54
June	26	84	3.23
July	45	145	3.22
August	48	132	2.75
September	43	143	3.33
October	40	122	3.05

As Of ...	G	Yell	Avg.
10/26/2014	323	1050	3.25
10/27/2013	323	1006	3.11
10/28/2012	323	978	3.03
10/23/2011	306	969	3.17
10/24/2010	240	746	3.11
10/25/2009	225	841	3.74
10/26/2008	210	744	3.54
10/21/2007	195	720	3.69
10/15/2006	192	684	3.56
10/16/2005	192	698	3.64
10/17/2004	150	528	3.52
10/26/2003	150	548	3.65
9/22/2002	140	572	4.09
9/09/2001	158	626	3.96
9/09/2000	192	736	3.83
10/10/1999	192	614	3.20
9/27/1998	192	619	3.22
9/28/1997	160	457	2.86
9/22/1996	160	522	3.26

TOTAL FOULS

Month	G	Fouls	Avg.
March	34	988	29.1
April	37	944	25.5
May	50	1282	25.6
June	26	645	24.8
July	45	1099	24.4
August	48	1173	24.4
September	43	1083	25.2
October	40	987	24.7

As Of ...	G	Fouls	Avg.
10/26/2014	323	8201	25.4
10/27/2013	323	8023	24.8
10/28/2012	323	7943	24.6
10/23/2011	306	7359	24.0
10/24/2010	240	5275	22.0
10/25/2009	225	5159	22.9
10/26/2008	210	5211	24.8
10/21/2007	195	5524	28.3
10/15/2006	192	5573	29.0
10/16/2005	192	5670	29.5
10/17/2004	150	4573	30.5
10/26/2003	150	4836	32.2
9/22/2002	140	4559	32.6
9/09/2001	158	5211	33.0
9/09/2000	192	6488	33.8
10/10/1999	192	5563	29.0
9/27/1998	192	5402	28.1
9/28/1997	160	4583	28.6
9/22/1996	160	4432	27.7

RED CARDS

Month	G	Red	Avg.
March	34	10	0.29
April	37	14	0.38
May	50	17	0.34
June	26	7	0.27
July	45	14	0.31
August	48	6	0.13
September	43	7	0.16
October	40	12	0.30

As Of ...	G	Red	Avg.
10/26/2014	323	87	0.27
10/27/2013	323	79	0.24
10/28/2012	323	60	0.19
10/23/2011	306	87	0.28
10/24/2010	240	54	0.23
10/25/2009	225	82	0.36
10/26/2008	210	60	0.29
10/21/2007	195	54	0.28
10/15/2006	192	44	0.23
10/16/2005	192	42	0.22
10/17/2004	150	35	0.23
10/26/2003	150	38	0.25
9/22/2002	140	44	0.31
9/09/2001	158	47	0.30
9/09/2000	192	55	0.29
10/10/1999	192	56	0.29
9/27/1998	192	61	0.32
9/28/1997	160	36	0.23
9/22/1996	160	32	0.20

PENALTY KICKS

Month	G	PKs	Avg.
March	34	16	0.47
April	37	14	0.38
May	50	28	0.56
June	26	14	0.54
July	45	19	0.42
August	48	14	0.29
September	43	19	0.44
October	40	10	0.25

As Of ...	G	PKs	Avg.
10/26/2014	323	134	0.41
10/27/2013	323	81	0.25
10/28/2012	323	72	0.22
10/23/2011	306	84	0.27
10/24/2010	240	56	0.23
10/25/2009	225	63	0.28
10/26/2008	210	48	0.23
10/21/2007	195	57	0.29
10/15/2006	192	44	0.23
10/16/2005	192	59	0.31
10/17/2004	150	49	0.33
10/26/2003	150	58	0.39
9/22/2002	140	47	0.34
9/09/2001	158	52	0.33
9/09/2000	192	66	0.34
10/10/1999	192	41	0.21
9/27/1998	192	56	0.29
9/28/1997	160	54	0.34
9/22/1996	160	51	0.32



NON-PLAYOFF TEAMS

CHICAGO FIRE PLAYOFF HISTORY

vs. Team	No. of Series	Series W-L	GP	W-L-T	OT	ShO	GF	GA	Mtg.	Round	Series Result
Colorado	1	1-0	2	2-0-0	0-0-0	1-0	2	1	1998	West Semifinals	Won 2 games to 0
Columbus	1	0-1	1	0-1-0	0-0-0	0-0	1	2	2008	Semifinals	Lost 1 games to 0
D.C. United	4	4-0	7	5-0-2	0-0-0	0-0	13	2	2007	Quarterfinals	Won 1 games to 0
FC Dallas	2	1-1	6	3-2-1	0-0-1	0-0	12	6	2001	Quarterfinals	Won 7 pts. to 1
Houston	1	0-1	1	0-1-0	0-0-0	0-0	1	2	2012	Wild Card	Lost 1 games to 0
Kansas City	1	0-1	1	0-1-0	0-0-0	0-0	0	1	2000	MLS Cup '00	Lost MLS Cup '00
Los Angeles	2	1-1	5	2-2-1	0-2-1	1-0	4	5	2001	Semifinals	Lost 7 pts. to 1
New England	8	4-4	15	7-7-1	1-1-0	0-0	20	14	2009	Quarterfinals	Won Series Tie-Breaker
New York	1	1-0	3	2-1-0	0-0-0	0-0	6	4	2000	Semifinals	Won 6 pts. to 3
Real Salt Lake	1	0-1	1	0-1-0	0-1-0	0-1	0	0	2009	Semifinals	Lost 1 games to 0
San Jose	1	0-1	1	0-1-0	0-0-0	0-0	2	4	2003	MLS Cup '03	Lost MLS Cup '03
TOTALS	23	12-11	43	21-17-5	1-4-2	2-1	61	41			

CHICAGO FIRE -- ALL-TIME POSTSEASON RESULTS

DATE	OPPONENT	RESULT	ATT.	W-L-T	RD.	GOALS:
10/01/1998	Colorado	W 2-1	12,610	1-0-0	QTR	CHI: Kubik (50); COL: Waldir (79)
10/05/1998	at Colorado	W 1-0	6,582	2-0-0	QTR	CHI: Kubik (42)
10/10/1998	at Los Angeles	W 1-0	25,107	3-0-0	SEM	CHI: Marsch (86)
10/16/1998	Los Angeles	W 2-1	32,744	4-0-0	SEM	CHI: Nowak (31); LA: Pena (37)
10/25/1998	D.C. United	W 2-0	51,350	5-0-0	FIN	CHI: Podbrozny (29) Gutierrez (45)
10/16/1999	at Dallas	L 1-2	10,980	0-1-0	QTR	CHI: Ball (79); DAL: Graziani (52) Santel (75)
10/23/1999	Dallas	W 4-0	13,197	1-1-0	QTR	CHI: Nowak (18) Kosecki (36) Razov (43) Kovalenko (46)
10/27/1999	at Dallas	L 2-3	9,795	1-2-0	QTR	CHI: Razov (3) Marsch (5); DAL: Deering (55) Rodriguez (84) Graziani (86)
09/15/2000	New England	W 2-1	10,476	1-0-0	QTR	CHI: own goal (54) Kovalenko (73); NE: Harris (50)
09/19/2000	at New England	L 1-2	10,723	1-1-0	QTR	CHI: Kovalenko (83); NE: WYNALDA (18) Wright (86)
09/22/2000	New England	W 6-0	5,972	2-1-0	QTR	CHI: Razov (5,65) Stoitchkov (14,17) Nowak (47) George (75)
09/26/2000	MetroStars	W 3-0	7,141	3-1-0	SEM	CHI: Stoitchkov (21) Kovalenko (35) Razov (84)
09/30/2000	at MetroStars	L 0-2	15,476	3-2-0	SEM	MET: Chung (40) Valencia (84)
10/06/2000	MetroStars	W 3-2	10,133	4-2-0	SEM	CHI: Brown (3) Stoitchkov (31) Razov (88); MET: Valencia (32,36)
10/15/2000	at Kansas City	L 0-1	39,159	4-3-0	FIN	KC: Molnar (11)
09/20/2001	Dallas	W 2-0	8,314	1-0-0	QTR	CHI: Bocanegra (40) Whitfield (90)
09/23/2001	at Dallas	T 1-1 (OT)	17,149	1-0-1	QTR	CHI: J. Beasley (84); DAL: Deering (27)
09/29/2001	Dallas	W 2-0	12,811	2-0-1	QTR	CHI: Kovalenko (17) Armas (55)
10/10/2001	Los Angeles	T 1-1 (OT)	10,388	2-0-2	SEM	CHI: WYNALDA (32); LA: Hernandez (44)
10/13/2001	at Los Angeles	L 0-1 (OT)	10,100	2-1-2	SEM	LA: Vagenas (94)
10/17/2001	Los Angeles	L 1-2 (OT)	13,444	2-2-2	SEM	CHI: D. Beasley (30); LA: Califf (44) Cienfuegos (98)
09/26/2002	at New England	L 0-2	6,306	0-1-0	QTR	NE: Twellman (13) Hernandez (60)
09/29/2002	New England	W 2-1	9,434	1-1-0	QTR	CHI: Razov (43,76); NE: Kamler (28)
10/02/2002	at New England	L 0-2	6,954	1-2-0	QTR	NE: Kamler (12) Twellman (65)
11/01/2003	at D.C. United	W 2-0	15,202	1-0-0	QTR	CHI: Williams (4) Razov (90)
11/09/2003	D.C. United	W 2-0	15,312	2-0-0	QTR	CHI: Ralph (17) Razov (55)
11/14/2003	New England	W 1-0 (OT)	14,610	3-0-0	SEM	CHI: Armas (101)
11/23/2003	San Jose	L 2-4	27,000	3-1-0	FIN	CHI: Beasley (49) own goal (54); SJ: Ekelund (5) Donovan (38,71) Mulrooney (50)
10/21/2005	D.C. United	T 0-0	11,493	0-0-1	QTR	
10/30/2005	at D.C. United	W 4-0	20,089	1-0-1	QTR	CHI: Stewart (10) Guerrero (37,45) Marsch (67)
11/06/2005	at New England	L 0-1	18,118	1-1-1	SEM	NE: Dempsey (4)
10/22/2006	New England	W 1-0	10,217	1-0-0	QTR	CHI: Mapp (35)
10/28/2006	at New England	L 1-2 (OT)	9,372	1-1-0	QTR	CHI: Jaqua (18); NE: Twellman (41) Noonan (58)
10/25/2007	D.C. United	W 1-0	17,834	1-0-0	QTR	CHI: Rolfe (14)
11/01/2007	at D.C. United	T 2-2	19,438	1-0-1	QTR	CHI: Barrett (31) Rolfe (33); DC: Simms (69) Gomez (74)
11/08/2007	at New England	L 0-1	10,317	1-1-1	SEM	NE: Twellman (38)
10/30/2008	at New England	T 0-0	5,221	0-0-1	QTR	
11/06/2008	New England	W 3-0	17,312	1-0-1	QTR	CHI: Rolfe (45) Conde (49) Segares (74)
11/13/2008	at Columbus	L 1-2	14,688	1-1-1	SEM	CHI: McBride (29); CLB: Marshall (49) Gaven (55)
11/01/2009	at New England	L 1-2	7,416	0-1-0	QTR	CHI: Rolfe (17); NE: Osei (45) Joseph (75)
11/07/2009	New England	W 2-0	21,528	1-1-0	QTR	CHI: Thorrington (35) Blanco (83)
11/14/2009	Real Salt Lake	L 0-0 (OT)	21,723	1-2-0	SEM	
10/31/2012	Houston	L 1-2	10,923	0-1-0	WC	CHI: Alex (83); HOU: Bruin (12,46)

2014 CHICAGO FIRE STATISTICS (6-10-18, 36 pts.)

UNF	POS	PLAYER	GP	GS	MIN	G	A	SHT	SOG	FC	FS	OFF	CK	C	E
24	F	Quincy Amarikwa	32	29	2549	8	5	76	29	57	101	27	1	6	1
19	F	Harry Shipp	33	26	2346	7	6	40	16	10	22	2	113	0	0
9	F	Mike Magee	17	17	1519	7	4	40	16	15	25	7	23	4	0
20	M	Jeff Larentowicz	33	33	2970	6	3	43	19	51	23	0	0	2	0
88	F	Robert Earnshaw	5	1	174	3	0	10	6	2	1	3	0	0	0
11	M	Sanna Nyassi (TOT)	14	10	739	2	1	18	7	23	22	6	13	2	0
11	M	Sanna Nyassi (CHI)	10	6	496	1	1	11	2	19	16	6	13	1	0
33	F	Juan Luis Anangono	15	4	472	2	0	18	5	10	13	4	0	0	0
14	M	Patrick Nyarko	17	9	846	1	3	10	5	11	27	2	0	3	1
8	M	Grant Ward	23	12	1051	1	2	15	4	14	20	2	4	2	0
5	M	Lovel Palmer	8	29	2625	1	1	30	8	31	14	2	1	7	0
22	M	Matt Watson	27	22	2034	1	1	25	9	26	19	2	0	4	0
34	D	*Jhon Kennedy Hurtado	19	19	1632	1	0	6	3	24	15	0	0	3	1
54	M	Benji Joya	12	9	651	1	0	16	3	16	12	1	1	2	0
99	F	Florent Sinama-Pongolle	7	4	391	1	0	9	4	3	5	0	6	0	0
16	D	Greg Cochrane	12	12	1063	0	2	4	1	6	3	0	1	2	0
7	M	Alex	28	24	1986	0	1	28	7	33	35	2	3	3	0
30	M	Razvan Cocis	10	8	713	0	0	10	0	10	14	1	0	2	0
11	M	*Dilly Duka	6	3	331	0	0	10	3	6	4	1	0	3	0
15	F	Matthew Fondy (TOT)	9	0	126	0	0	5	3	4	3	1	0	1	0
15	F	Matthew Fondy (CHI)	8	0	107	0	0	4	3	3	2	1	0	1	0
6	D	Patrick Ianni	12	11	1013	0	0	2	1	15	5	0	0	3	0
25	G	Sean Johnson	33	33	2970	0	0	0	0	0	2	0	0	0	0
18	D	Steven Kinney	2	2	135	0	0	2	0	2	0	0	1	0	0
12	M	Logan Pause	12	6	654	0	0	2	0	5	6	0	0	1	0
27	M	Victor Pineda	4	0	40	0	0	1	0	0	0	0	0	0	0
28	G	Kyle Reynish	1	1	90	0	0	0	0	0	0	0	0	0	0
21	M	Chris Ritter	10	8	636	0	0	4	2	17	7	0	0	4	0
17	F	*Chris Rolfe	2	1	76	0	0	1	0	0	1	0	5	0	0
13	D	Gonzalo Segares	21	20	1741	0	0	2	1	29	13	2	1	6	0
4	D	Bakary Soumare	26	25	2275	0	0	4	1	33	19	1	0	5	0
23	D	Marco Franco	0	0	0	0	0	0	0	0	0	0	0	0	0
3	D	Hunter Jumper	0	0	0	0	0	0	0	0	0	0	0	0	0
1	G	Alec Kann	0	0	0	0	0	0	0	0	0	0	0	0	0
		Team totals	34	34	3060	41	29	423	148	448	448	66	173	64	3
		Opponent totals	34	34	3060	51	43	412	153	448	448	105	173	56	4

GAME-WINNING GOALS: Mike Magee 2, Florent Sinama-Pongolle 1, Patrick Nyarko 1, Robert Earnshaw 1
Quincy Amarikwa 1

GAME-WINNING ASSISTS: Grant Ward 1, Harry Shipp 1, Mike Magee 1, Jeff Larentowicz 1

PENALTY KICK GOALS/ATTEMPTS: Mike Magee 3-5, Jeff Larentowicz 4-5, Juan Luis Anangono 0-1

CHICAGO FIRE INDIVIDUAL GOALKEEPING

UNF	POS	GOALKEEPER	GP	GS	MIN	SHTS	SV	GA	GAA	PG	PA	W	L	T	SO
25	G	Sean Johnson	33	33	2970	149	96	49	1.48	6	8	6	9	18	6
28	G	Kyle Reynish	1	1	90	4	2	2	2.00	0	0	0	1	0	0
		Team totals	34	34	3060	153	98	51	1.50	6	8	6	10	18	6
		Opponent totals	34	34	3060	148	102	41	1.21	7	11	10	6	18	7

* = Played with other teams in 2014. Only Chicago Fire statistics listed here.



NON-PLAYOFF TEAMS

CHICAGO FIRE 2014 SCHEDULE

DAY	DATE	OPPONENT	RESULT	ATT.	W-L-T	POS.	PTS	NOTES:
Sun.	Mar. 9	at Chivas USA	L 2-3	8,320	0-1-0	T4	0	CHI: Joya (64) Amarikwa (70); CHV: Torres (56) McNamara (59) Burling (88)
Sun.	Mar. 16	at Portland	T 1-1	20,814	0-1-1	T5	1	CHI: Larentowicz (19); POR: Fernandez (79)
Sun.	Mar. 23	New York	T 1-1	16,228	0-1-2	T6	2	CHI: Larentowicz (6); NY: McCarty (21)
Sat.	Mar. 29	at D.C. United	T 2-2	9,445	0-1-3	7	3	CHI: Hurtado (27) Amarikwa (82); DC: Espindola (35) Kitchen (73)
Sat.	Apr. 5	Philadelphia	T 2-2	12,699	0-1-4	T6	4	CHI: Magee (16) Anangono (86); PHI: Edu (32) Fernandes (39)
Sat.	Apr. 12	at Montreal	T 1-1	19,313	0-1-5	8	5	CHI: Amarikwa (54); MTL: McInerney (43)
Sat.	Apr. 19	New England	T 1-1	15,743	0-1-6	9	6	CHI: Amarikwa (16); NE: Nguyen (31)
Sat.	May 3	Real Salt Lake	L 2-3	14,903	0-2-6	T9	6	CHI: Magee (22) Anangono (30); RSL: Plata (72,93+) Saborio (90)
Sat.	May 10	at New York	W 5-4	23,776	1-2-6	T7	9	CHI: Shipp (4,53,58) Amarikwa (49) Nyarko (64); NY: Cahill (6) Wright-Phillips (39,67,78)
Sun.	May 18	Sporting KC	W 2-1	15,746	2-2-6	T7	12	CHI: Magee (7,15); KC: Dwyer (68)
Sat.	May 24	at Columbus	L 0-2	15,290	2-3-6	8	12	CLB: Finlay (10) Arrieta (25)
Sun.	June 1	Los Angeles	T 1-1	17,487	2-3-7	9	13	CHI: Larentowicz (68); LA: Donovan (74)
Wed.	June 4	at Colorado	T 0-0	13,402	2-3-8	T8	14	
Sat.	June 7	Seattle	L 2-3	16,416	2-4-8	9	14	CHI: Shipp (41,82); SEA: Martins (31,38) Neagle (78)
Wed.	July 2	Toronto FC	T 1-1	13,153	2-4-9	9	15	CHI: Shipp (56); TOR: Jackson (42)
Sun.	July 6	at Sporting KC	T 1-1	20,858	2-4-10	9	16	CHI: Magee (40); KC: Dwyer (33)
Sat.	July 12	at New England	W 1-0	15,406	3-4-10	T7	19	CHI: Amarikwa (3)
Sat.	July 19	Philadelphia	T 1-1	17,460	3-4-11	8	20	CHI: Larentowicz (60); PHI: Le Toux (91+)
Wed.	July 23	at San Jose	L 1-5	10,525	3-5-11	8	20	CHI: Ward (75); SJ: Salinas (45) Harris (52) Wondolowski (62) Djalo (79) Cato (84)
Wed.	July 30	Vancouver	T 0-0	13,532	3-5-12	8	21	
Sat.	Aug. 2	Columbus	T 1-1	14,332	3-5-13	8	22	CHI: Magee (37); CLB: Higuain (46)
Sun.	Aug. 10	New York	W 1-0	16,109	4-5-13	8	25	CHI: Magee (38)
Sat.	Aug. 16	at Montreal	L 0-1	17,132	4-6-13	T8	25	MTL: Di Vaio (84)
Sat.	Aug. 23	at Toronto FC	T 2-2	22,591	4-6-14	8	26	CHI: Earnshaw (70) Amarikwa (90); TOR: own goal (3) Gilberto (79)
Sat.	Aug. 30	FC Dallas	W 1-0	16,824	5-6-14	8	29	CHI: Earnshaw (83)
Sun.	Sept. 7	at New England	L 1-2	12,204	5-7-14	9	29	CHI: Nyassi (28); NE: Fagundez (41) Davies (60)
Sat.	Sept. 13	Toronto FC	T 1-1	18,691	5-7-15	9	30	CHI: Palmer (11); TOR: De Rosario (89)
Sat.	Sept. 20	D.C. United	T 3-3	17,279	5-7-16	9	31	CHI: Amarikwa (16) Larentowicz (32) Watson (78); DC: Silva (39,54) Kitchen (68)
Sun.	Sept. 28	at Houston	L 0-2	20,262	5-8-16	9	31	HOU: Cummings (15) Garcia (67)
Thu.	Oct. 2	at Philadelphia	T 1-1	14,838	5-8-17	9	32	CHI: Earnshaw (92+); PHI: Okugo (88)
Sun.	Oct. 5	Montreal	T 0-0	17,915	5-8-18	9	33	
Fri.	Oct. 10	at Sporting KC	L 0-2	18,938	5-9-18	9	33	KC: Zusi (80) Dwyer (92+)
Sat.	Oct. 18	at D.C. United	L 1-2	20,162	5-10-1	9	33	CHI: Shipp (67); DC: Pontius (31) Johnson (53)
Fri.	Oct. 24	Houston	W 2-1	18,776	6-10-1	9	36	CHI: Larentowicz (66) Sinama-Pongolle (91+); HOU: Cummings (18)

NON-PLAYOFF TEAMS

CHICAGO FIRE – GAME-BY-GAME

#	Player	1	2	3	4	5	6	7	8	9	10	11	12	13	14	15	16	17	18	19	20	21	22	23	24	25	26	27	28	29	30	31	32	33	34
1	Alec Kann	CHV	FOR	NY	DC	PHI	MTL	NE	RSL	NY	KC	CLB	LA	COL	SEA	TOR	KC	NE	PHI	SJ	VAN	CLB	NY	MTL	TOR	DAL	NE	TOR	DC	HOU	PHI	MTL	KC	DC	HOU
2	Hunter Junper	2-3	1-1	1-1	2-2	2-2	1-1	1-1	2-3	5-4	2-1	0-2	1-1	0-0	2-3	1-1	1-1	1-0	1-1	1-5	0-0	1-1	1-0	0-1	2-2	1-0	1-2	1-1	3-3	0-2	1-1	0-0	0-2	1-2	2-1
3	Bakary Soumare	90D	90D	90D	90D	90D	90D	90D	90D	90D	90D	90D	90D	90D	90D	90D	90D	90D	90D	90D	90D	90D	90D	90D	90D	90D	90D	90D	90D	90D	90D	90D	90D	90D	90D
4	Lovel Palmer	90D	67D	23	90D	90D	90D	90D	90D	90D	90D	90D	90D	90D	90D	90D	90D	90D	90D	90D	90D	90D	90D	90D	90D	90D	90D	90D	90D	90D	90D	90D	90D	90D	90D
5	Patrick Tanni	90M	90M	90M	80M	33	90M	39M	29	90M	90M	76M	90M	80M	2	15	31	62M	57M	2	4	32	63M	75M	80M	63M	10	58M	7	7	7	7	7	28	
6	Alex	90M	90M	90M	80M	33	90M	39M	29	90M	90M	76M	90M	80M	2	15	31	62M	57M	2	4	32	63M	75M	80M	63M	10	58M	7	7	7	7	7	28	
7	Grant Ward	90M	90M	90M	80M	33	90M	39M	29	90M	90M	76M	90M	80M	2	15	31	62M	57M	2	4	32	63M	75M	80M	63M	10	58M	7	7	7	7	7	28	
8	Mike Magee	90M	90M	90M	80M	33	90M	39M	29	90M	90M	76M	90M	80M	2	15	31	62M	57M	2	4	32	63M	75M	80M	63M	10	58M	7	7	7	7	7	28	
9	Dilly Duka	90M	90M	90M	80M	33	90M	39M	29	90M	90M	76M	90M	80M	2	15	31	62M	57M	2	4	32	63M	75M	80M	63M	10	58M	7	7	7	7	7	28	
10	Sanna Nyassi	90M	90M	90M	80M	33	90M	39M	29	90M	90M	76M	90M	80M	2	15	31	62M	57M	2	4	32	63M	75M	80M	63M	10	58M	7	7	7	7	7	28	
11	Logan Pause	90M	90M	90M	80M	33	90M	39M	29	90M	90M	76M	90M	80M	2	15	31	62M	57M	2	4	32	63M	75M	80M	63M	10	58M	7	7	7	7	7	28	
12	Gonzalo Segares	90M	90M	90M	80M	33	90M	39M	29	90M	90M	76M	90M	80M	2	15	31	62M	57M	2	4	32	63M	75M	80M	63M	10	58M	7	7	7	7	7	28	
13	Patrick Nyarko	90M	90M	90M	80M	33	90M	39M	29	90M	90M	76M	90M	80M	2	15	31	62M	57M	2	4	32	63M	75M	80M	63M	10	58M	7	7	7	7	7	28	
14	Mathew Fondy	90M	90M	90M	80M	33	90M	39M	29	90M	90M	76M	90M	80M	2	15	31	62M	57M	2	4	32	63M	75M	80M	63M	10	58M	7	7	7	7	7	28	
15	Orr Barouch	90M	90M	90M	80M	33	90M	39M	29	90M	90M	76M	90M	80M	2	15	31	62M	57M	2	4	32	63M	75M	80M	63M	10	58M	7	7	7	7	7	28	
16	Greg Cochrane	90M	90M	90M	80M	33	90M	39M	29	90M	90M	76M	90M	80M	2	15	31	62M	57M	2	4	32	63M	75M	80M	63M	10	58M	7	7	7	7	7	28	
17	Chris Rolfe	90M	90M	90M	80M	33	90M	39M	29	90M	90M	76M	90M	80M	2	15	31	62M	57M	2	4	32	63M	75M	80M	63M	10	58M	7	7	7	7	7	28	
18	Steven Kinney	90M	90M	90M	80M	33	90M	39M	29	90M	90M	76M	90M	80M	2	15	31	62M	57M	2	4	32	63M	75M	80M	63M	10	58M	7	7	7	7	7	28	
19	Harry Shipp	90M	90M	90M	80M	33	90M	39M	29	90M	90M	76M	90M	80M	2	15	31	62M	57M	2	4	32	63M	75M	80M	63M	10	58M	7	7	7	7	7	28	
20	Jeff Larentowicz	90M	90M	90M	80M	33	90M	39M	29	90M	90M	76M	90M	80M	2	15	31	62M	57M	2	4	32	63M	75M	80M	63M	10	58M	7	7	7	7	7	28	
21	Chris Ritler	90M	90M	90M	80M	33	90M	39M	29	90M	90M	76M	90M	80M	2	15	31	62M	57M	2	4	32	63M	75M	80M	63M	10	58M	7	7	7	7	7	28	
22	Matt Watson	90M	90M	90M	80M	33	90M	39M	29	90M	90M	76M	90M	80M	2	15	31	62M	57M	2	4	32	63M	75M	80M	63M	10	58M	7	7	7	7	7	28	
23	Marco Franco	90M	90M	90M	80M	33	90M	39M	29	90M	90M	76M	90M	80M	2	15	31	62M	57M	2	4	32	63M	75M	80M	63M	10	58M	7	7	7	7	7	28	
24	Quincy Amarikwa	90M	90M	90M	80M	33	90M	39M	29	90M	90M	76M	90M	80M	2	15	31	62M	57M	2	4	32	63M	75M	80M	63M	10	58M	7	7	7	7	7	28	
25	Sean Johnson	90M	90M	90M	80M	33	90M	39M	29	90M	90M	76M	90M	80M	2	15	31	62M	57M	2	4	32	63M	75M	80M	63M	10	58M	7	7	7	7	7	28	
27	Victor Pineda	90M	90M	90M	80M	33	90M	39M	29	90M	90M	76M	90M	80M	2	15	31	62M	57M	2	4	32	63M	75M	80M	63M	10	58M	7	7	7	7	7	28	
28	Kyle Reynish	90M	90M	90M	80M	33	90M	39M	29	90M	90M	76M	90M	80M	2	15	31	62M	57M	2	4	32	63M	75M	80M	63M	10	58M	7	7	7	7	7	28	
30	Razvan Cocis	90M	90M	90M	80M	33	90M	39M	29	90M	90M	76M	90M	80M	2	15	31	62M	57M	2	4	32	63M	75M	80M	63M	10	58M	7	7	7	7	7	28	
33	Juan Luis Anangono	90M	90M	90M	80M	33	90M	39M	29	90M	90M	76M	90M	80M	2	15	31	62M	57M	2	4	32	63M	75M	80M	63M	10	58M	7	7	7	7	7	28	
34	Jhon Kennedy Hurtado	90M	90M	90M	80M	33	90M	39M	29	90M	90M	76M	90M	80M	2	15	31	62M	57M	2	4	32	63M	75M	80M	63M	10	58M	7	7	7	7	7	28	
54	Benji Joya	90M	90M	90M	80M	33	90M	39M	29	90M	90M	76M	90M	80M	2	15	31	62M	57M	2	4	32	63M	75M	80M	63M	10	58M	7	7	7	7	7	28	
88	Robert Earnshaw	90M	90M	90M	80M	33	90M	39M	29	90M	90M	76M	90M	80M	2	15	31	62M	57M	2	4	32	63M	75M	80M	63M	10	58M	7	7	7	7	7	28	
92	Giuseppe Gentile	90M	90M	90M	80M	33	90M	39M	29	90M	90M	76M	90M	80M	2	15	31	62M	57M	2	4	32	63M	75M	80M	63M	10	58M	7	7	7	7	7	28	
99	Florent Sinama-Pongolle	90M	90M	90M	80M	33	90M	39M	29	90M	90M	76M	90M	80M	2	15	31	62M	57M	2	4	32	63M	75M	80M	63M	10	58M	7	7	7	7	7	28	

"00" = 100 minutes played
F/M/D/G = starting position

Played for other teams:
Sanna Nyassi played 243 minutes for MTL

NON-PLAYOFF TEAMS

CHICAGO FIRE – GAME-BY-GAME LOG

Game #1	03/09/2014	CHI 2 at CHV 3	L
Game #2	03/16/2014	CHI 1 at POR 1	T
Game #3	03/23/2014	CHI 1 vs NY 1	T
Game #4	03/29/2014	CHI 2 at DC 2	T
Game #5	04/05/2014	CHI 2 vs PHI 2	T
Game #6	04/12/2014	CHI 1 at MTL 1	T
Game #7	04/19/2014	CHI 1 vs NE 1	T
Game #8	05/03/2014	CHI 2 vs RSL 3	L
Game #9	05/10/2014	CHI 5 at NY 4	W
Game #10	05/18/2014	CHI 2 vs KC 1	W
Game #11	05/24/2014	CHI 0 at CLB 2	L
Game #12	06/01/2014	CHI 1 vs LA 1	T
Game #13	06/04/2014	CHI 0 at COL 0	T
Game #14	06/07/2014	CHI 2 vs SEA 3	L
Game #15	07/02/2014	CHI 1 vs TOR 1	T
Game #16	07/06/2014	CHI 1 at KC 1	T
Game #17	07/12/2014	CHI 1 at NE 0	W
Game #18	07/19/2014	CHI 1 vs PHI 1	T
Game #19	07/23/2014	CHI 1 at SJ 5	L
Game #20	07/30/2014	CHI 0 vs VAN 0	T
Game #21	08/02/2014	CHI 1 vs CLB 1	T
Game #22	08/10/2014	CHI 1 vs NY 0	W
Game #23	08/16/2014	CHI 0 at MTL 1	L
Game #24	08/23/2014	CHI 2 at TOR 2	T
Game #25	08/30/2014	CHI 1 vs DAL 0	W
Game #26	09/07/2014	CHI 1 at NE 2	L
Game #27	09/13/2014	CHI 1 vs TOR 1	T
Game #28	09/20/2014	CHI 3 vs DC 3	T
Game #29	09/28/2014	CHI 0 at HOU 2	L
Game #30	10/02/2014	CHI 1 at PHI 1	T
Game #31	10/05/2014	CHI 0 vs MTL 0	T
Game #32	10/10/2014	CHI 0 at KC 2	L
Game #33	10/18/2014	CHI 1 at DC 2	L
Game #34	10/24/2014	CHI 2 vs HOU 1	W

Joya 1 (unassisted)	64;	Amarikwa 1 (unassisted)	70
Larentowicz 1 (penalty kick)	19		
Larentowicz 2 (Shipp 1)	6		
Hurtado 1 (Shipp 2)	27;	Amarikwa 2 (Nyarko 1)	82
Magee 1 (Amarikwa 1)	16;	Anangono 1 (Magee 1)	86
Amarikwa 3 (Magee 2)	54		
Amarikwa 4 (Shipp 3, Larentowicz 1)	16		
Magee 2 (unassisted)	22;	Anangono 2 (Cochrane 1)	30
Shipp 1 (Cochrane 2)	4;	Amarikwa 5 (Larentowicz 2)	49;
Nyarko 1 (Shipp 4)	64		
Magee 3 (penalty kick)	7;	Magee 4 (penalty kick)	15
Larentowicz 3 (penalty kick)	68		
Shipp 4 (Amarikwa 2)	41;	Shipp 5 (Amarikwa 3)	82
Shipp 6 (Magee 3)	56		
Magee 5 (Alex 1)	40		
Amarikwa 6 (Magee 4)	3		
Larentowicz 4 (Shipp 5)	60		
Ward 1 (Watson 1)	75		
Magee 6 (penalty kick)	37		
Magee 7 (unassisted)	38		
Earnshaw 1 (Ward 1)	70;	Amarikwa 7 (Palmer 1)	90
Earnshaw 2 (Larentowicz 3)	83		
Nyassi 2 (Amarikwa 4)	28		
Palmer 1 (Nyassi 1)	11		
Amarikwa 8 (Shipp 6)	16;	Larentowicz 5 (penalty kick)	32;
Earnshaw 3 (unassisted)	92+	Watson 1 (Amarikwa 5)	78
Shipp 7 (Nyarko 3)	67		
Larentowicz 6 (penalty kick)	66;	Sinama-Pongolle 1 (Ward 2)	91+

NON-PLAYOFF TEAMS

CHICAGO FIRE – CUP COMPETITIONS – GAME-BY-GAME

#	Player	U.S. OPEN CUP				
		4R PIT	5R CLB	QF ATLA	SF SEA	
1	Alec Kann	2-1	4-2	3-1	0-6	
3	Hunter Jumper					
4	Bakary Soumare	49D	120D	90D	90D	
5	Lovel Palmer		120D	45	90D	
6	Patrick Ianni	49D				
7	Alex		50	10	90D	
8	Grant Ward	49M	76M	90M	62M	
9	Mike Magee	49F		31F		
11	Dilly Duka					
12	Logan Pause	49M		80M	17	
13	Gonzalo Segares		120D		90D	
14	Patrick Nyarko					
15	Orr Barouch					
16	Matthew Fondy			27	28	
17	Greg Cochrane	49D		90D		
18	Chris Rolfe					
19	Steven Kinney					
19	Harry Shipp	49M	120F		90F	
20	Jeff Larentowicz	49M	120M	90M	90D	
21	Chris Ritler		63M		17	
22	Matt Watson	49D		90D	73M	
23	Marco Franco					
24	Quincy Amarikwa	49F	120F	63F	90F	
25	Sean Johnson	49G	120G	90G	90G	
27	Victor Pineda		44			
28	Kyle Reynish					
30	Razvan Cociis				73M	
33	Juan Luis Anangono		57			
34	Thon Kennedy Hurtado		37D	90D		
54	Benji Joya		70M			
92	Giuseppe Gentile					

U.S. OPEN CUP		CHI 2 vs PITTSB 1		W	
4R	06/18/2014	CHI 4 vs CLB	2	W (OT)	Ward (Amarikwa) 22; Magee (Larentowicz) 40
5R	06/25/2014	CHI 3 at ATLNTA	1	W	Ianni (Shipp) 34; Anangono (Watson) 83; Amarikwa (Shipp) 92; Anangono (Alex) 108
QF	07/09/2014	CHI 0 at SEA	6	L	Amarikwa (unassisted) 50; Larentowicz (penalty kick) 82; Alex (unassisted) 85
SF	08/13/2014				



NON-PLAYOFF TEAMS

CHIVAS USA PLAYOFF HISTORY

vs. Team	No. of Series		GP	W-L-T	OT	ShO	GF	GA	Last Mtg.	Round	Series Result
	Series	W-L									
Kansas City	1	0-1	2	0-1-1	0-0-0	0-0	0	1	2007	Quarterfinals	Lost 1 games to 0
Los Angeles	1	0-1	2	0-1-1	0-0-0	0-0	2	3	2009	Quarterfinals	Lost 1 games to 0
Real Salt Lake	1	0-1	2	0-1-1	0-0-0	0-0	2	3	2008	Quarterfinals	Lost 1 games to 0
Houston	1	0-1	2	1-1-0	0-0-0	0-0	2	3	2006	Quarterfinals	Lost Series Tie-Breaker
TOTALS	4	0-4	8	1-4-3	0-0-0	0-0	6	10			

CHIVAS USA – ALL-TIME POSTSEASON RESULTS

DATE	OPPONENT	RESULT	ATT.	W-L-T	RD.	GOALS:
10/22/2006	Houston	W 2-1	15,110	1-0-0	QTR	CHV: Razov (45) Palencia (68); HOU: Ching (75)
10/29/2006	at Houston	L 0-2	17,440	1-1-0	QTR	HOU: Davis (64) Ching (90)
DATE	OPPONENT	RESULT	ATT.	W-L-T	RD.	GOALS:
10/27/2007	at Kansas City	L 0-1	12,442	0-1-0	QTR	KC: Arnaud (35)
11/03/2007	Kansas City	T 0-0	19,711	0-1-1	QTR	
DATE	OPPONENT	RESULT	ATT.	W-L-T	RD.	NOTES:
11/01/2008	at Real Salt Lake	L 0-1	14,719	0-1-0	QTR	RSL: Movsisyan (90)
11/08/2008	Real Salt Lake	T 2-2	19,265	0-1-1	QTR	CHV: Kljestan (30) Braun (83); RSL: Kovalenko (39) Morales (77)
DATE	OPPONENT	RESULT	ATT.	W-L-T	RD.	NOTES:
11/01/2009	Los Angeles	T 2-2	25,218	0-0-1	QTR	CHV: Maicon Santos (4) Galindo (50); LA: Magee (14) Donovan (41)
11/08/2009	at Los Angeles	L 0-1	27,000	0-1-1	QTR	LA: Donovan (73)

2014 CHIVAS USA STATISTICS (9-19-6, 33 pts.)

UNF	POS	PLAYER	GP	GS	MIN	G	A	SHT	SOG	FC	FS	OFF	CK	C	E
9	F	Erick Torres	29	29	2510	15	1	95	32	51	55	18	0	4	1
20	F	Felix Borja	12	12	1009	3	0	24	13	14	14	11	0	0	0
12	M	Marky Delgado	20	12	1121	2	1	12	4	24	6	1	2	4	1
18	M	Marvin Chavez (TOT)	16	8	742	2	0	11	3	18	17	6	11	2	1
18	M	Marvin Chavez (CHV)	14	8	703	2	0	9	2	17	16	6	11	2	1
11	F	Leandro Barrera	32	24	2071	1	2	36	16	18	43	6	31	3	0
21	F	Kris Tyrpak	9	0	156	1	1	1	1	1	2	1	1	1	0
2	D	Bobby Burling	22	20	1807	1	0	8	1	29	16	0	0	7	1
19	F	Ryan Finley (TOT)	16	4	437	1	0	13	4	4	9	2	0	0	0
19	F	Ryan Finley (CHV)	16	4	437	1	0	13	4	4	9	2	0	0	0
34	D	Jhon Kennedy Hurtado (TO	25	24	2082	1	0	6	3	37	17	0	0	3	1
34	D	Jhon Kennedy Hurtado (CH	6	5	450	0	0	0	0	13	2	0	0	0	0
17	M	Thomas McNamara	6	6	467	1	0	6	3	6	6	0	0	1	0
8	M	Agustin Pelletieri	27	22	1684	1	0	10	4	36	4	1	0	4	1
7	M	*Mauro Rosales	21	16	1557	0	8	21	4	20	48	2	69	4	0
5	M	Martin Rivero	7	6	577	0	3	4	1	9	12	0	0	1	0
7	M	Nigel Reo-Coker (TOT)	21	17	1467	0	2	7	2	31	18	0	0	4	1
7	M	Nigel Reo-Coker (CHV)	9	9	770	0	0	5	2	12	11	0	0	1	1
15	M	Eric Avila	29	26	2171	0	1	16	5	23	26	0	0	2	0
10	F	Adolfo Bautista	7	1	148	0	1	3	0	7	4	0	0	1	0
6	M	Matthew Dunn	7	4	407	0	1	0	0	9	6	0	0	0	0
16	D	Andrew Jean-Baptiste	10	8	731	0	1	8	0	10	4	0	0	2	0
14	D	Akira Kaji	15	14	1270	0	1	0	0	19	6	0	0	1	0
4	D	Tony Lochhead	20	19	1697	0	1	1	0	37	9	1	0	6	0
24	M	Nathan Sturgis (TOT)	22	13	1201	0	1	3	0	20	11	1	6	5	0
24	M	Nathan Sturgis (CHV)	16	9	885	0	0	2	0	10	8	1	6	4	0
20	M	*Carlos Alvarez	11	7	694	0	0	15	3	16	6	0	3	4	0
3	D	Carlos Bocanegra	18	18	1620	0	0	4	1	13	11	0	0	1	0
10	F	Luis Bolanos	3	0	51	0	0	2	0	0	2	0	0	0	0
26	F	*Matthew Fondy	1	0	19	0	0	1	0	1	1	0	0	0	0
6	M	Daniel Fragoso	2	0	11	0	0	1	0	0	0	0	0	0	0
1	G	Dan Kennedy	33	33	2957	0	0	0	0	2	8	0	0	1	1
28	G	Tim Melia	2	1	79	0	0	0	0	1	0	0	0	0	1
30	M	Oswaldo Minda	20	20	1613	0	0	5	0	41	21	0	0	12	1
19	F	*Luke Moore	6	2	187	0	0	5	3	3	2	0	0	0	0
23	G	Trevor Spangenberg	1	0	22	0	0	0	0	0	0	0	0	0	0
25	D	Donny Toia	27	24	2240	0	0	13	3	28	8	1	0	5	0
22	F	Eriq Zavaleta	17	15	1323	0	0	2	1	14	1	0	0	1	0
29	F	Caleb Calvert	0	0	0	0	0	0	0	0	0	0	0	0	0
	F	Jose Correa	0	0	0	0	0	0	0	0	0	0	0	0	0
13	D	Michael Nwiloh	0	0	0	0	0	0	0	0	0	0	0	0	0
		Own-goals received				1									
		Team totals	34	34	3060	29	22	322	103	488	389	51	123	72	9
		Opponent totals	34	34	3060	61	63	439	161	389	488	134	172	45	4

GAME-WINNING GOALS: Erick Torres 4, Felix Borja 3, Marvin Chavez 1, Bobby Burling 1

GAME-WINNING ASSISTS: Mauro Rosales 2, Erick Torres 1, Tony Lochhead 1, Akira Kaji 1, Marky Delgado 1

PENALTY KICK GOALS/ATTEMPTS: Erick Torres 5-6, Ryan Finley 1-1

CHIVAS USA INDIVIDUAL GOALKEEPING

UNF	POS	GOALKEEPER	GP	GS	MIN	SHTS	SV	GA	GAA	PG	PA	W	L	T	SO
1	G	Dan Kennedy	33	33	2957	155	93	57	1.73	3	4	9	18	6	6
28	G	Tim Melia	2	1	79	4	1	3	3.42	0	0	0	1	0	0
23	G	Trevor Spangenberg	1	0	22	2	1	1	4.09	1	1	0	0	0	0
		Team totals	34	34	3060	161	95	61	1.79	4	5	9	19	6	6
		Opponent totals	34	34	3060	103	73	29	0.85	6	7	19	9	6	14

* = Played with other teams in 2014. Only Chivas USA statistics listed here.



NON-PLAYOFF TEAMS

CHIVAS USA 2014 SCHEDULE

DAY	DATE	OPPONENT	RESULT	ATT.	W-L-T	POS.	PTS	NOTES:
Sun.	Mar. 9	Chicago	W 3-2	8,320	1-0-0	T1	3	CHV: Torres (56) McNamara (59) Burling (88); CHI: Joya (64) Amarikwa (70)
Sun.	Mar. 16	Vancouver	T 1-1	6,684	1-0-1	T1	4	CHV: Torres (45); VAN: Manneh (81)
Sat.	Mar. 22	at FC Dallas	L 1-3	15,564	1-1-1	T4	4	CHV: Torres (81); DAL: Castillo (71) Watson (78) Michel (86)
Sun.	Mar. 30	at New York	T 1-1	15,225	1-1-2	5	5	CHV: Torres (25); NY: Luyindula (95+)
Sun.	Apr. 6	Los Angeles	L 0-3	15,008	1-2-2	6	5	LA: Keane (37) Ishizaki (41) Husidic (56)
Sat.	Apr. 12	at Portland	T 1-1	20,814	1-2-3	7	6	CHV: Torres (79); POR: Johnson (7)
Sat.	Apr. 19	Seattle	L 1-2	7,499	1-3-3	7	6	CHV: Torres (5); SEA: Neagle (24) Martins (81)
Sat.	Apr. 26	at San Jose	L 0-1	10,525	1-4-3	T7	6	SJ: Djalo (66)
Sat.	May 3	Houston	L 1-4	6,082	1-5-3	T8	6	CHV: Torres (7); HOU: Davis (12) Barnes (32,69) Bruin (47+)
Sun.	May 11	at Colorado	W 3-1	10,086	2-5-3	T7	9	CHV: Torres (56) Chavez (67,76); COL: Brown (92+)
Sat.	May 17	at FC Dallas	T 1-1	15,039	2-5-4	T6	10	CHV: Delgado (60); DAL: Castillo (83)
Wed.	May 28	Portland	L 0-2	3,702	2-6-4	9	10	POR: Adi (65,71)
Sat.	May 31	Philadelphia	L 0-3	5,231	2-7-4	9	10	PHI: Casey (28,66) Maidana (76)
Sun.	June 8	at Los Angeles	T 1-1	19,756	2-7-5	9	11	CHV: Torres (20); LA: Zardes (35)
Sat.	June 28	Real Salt Lake	W 1-0	5,689	3-7-5	9	14	CHV: Torres (35)
Wed.	July 2	at San Jose	W 1-0	9,114	4-7-5	8	17	CHV: Torres (53)
Sat.	July 5	Montreal	W 1-0	4,201	5-7-5	8	20	CHV: Torres (94+)
Sat.	July 12	at Vancouver	W 3-1	19,383	6-7-5	7	23	CHV: Pelletieri (47) Torres (81) Barrera (94+); VAN: Mitchell (27)
Sun.	July 20	at D.C. United	L 1-3	13,732	6-8-5	8	23	CHV: Torres (84); DC: Johnson (25) Kitchen (59) Silva (70)
Fri.	July 25	at Colorado	L 0-3	14,652	6-9-5	8	23	COL: LaBrocca (16) Moor (26) Torres (74)
Sun.	Aug. 3	FC Dallas	L 0-1	3,951	6-10-5	T8	23	DAL: Akindele (49)
Sat.	Aug. 9	at Portland	L 0-2	20,814	6-11-5	9	23	POR: Valeri (10) Wallace (39)
Sat.	Aug. 16	Vancouver	T 0-0	4,215	6-11-6	T8	24	
Sat.	Aug. 23	at New England	L 0-1	16,427	6-12-6	9	24	NE: Nguyen (56)
Sun.	Aug. 31	Los Angeles	L 0-3	18,652	6-13-6	9	24	LA: Zardes (41,71) Keane (68)
Wed.	Sept. 3	Seattle	L 2-4	4,021	6-14-6	9	24	CHV: Delgado (51) Finley (60); SEA: Martins (11,16) Rose (38,42)
Sun.	Sept. 7	at Columbus	L 0-3	17,043	6-15-6	9	24	CLB: Meram (52,59) Anor (80)
Fri.	Sept. 12	Sporting KC	L 0-4	3,933	6-16-6	9	24	KC: Dwyer (39) Feilhaber (47+) Zusi (52) Bieler (87)
Sun.	Sept. 21	at Toronto FC	L 0-3	22,591	6-17-6	9	24	TOR: Jackson (23) Moore (47+) Gilberto (54)
Sat.	Sept. 27	at Seattle	L 2-4	38,713	6-18-6	9	24	CHV: Torres (12) own goal (18); SEA: Martins (14,51) Neagle (37) Dempsey (46+)
Sun.	Oct. 5	Real Salt Lake	W 1-0	12,271	7-18-6	9	27	CHV: F. Borja (47)
Sat.	Oct. 11	Colorado	W 2-1	5,033	8-18-6	8	30	CHV: Tyropak (65) F. Borja (85); COL: Neeskens (30)
Wed.	Oct. 22	at Real Salt Lake	L 0-2	20,665	8-19-6	T8	30	RSL: Saborio (36) Beckerman (74)
Sun.	Oct. 26	San Jose	W 1-0	5,571	9-19-6	7	33	CHV: F. Borja (32)

NON-PLAYOFF TEAMS

CHIVAS USA – GAME-BY-GAME

#	Player	1	2	3	4	5	6	7	8	9	10	11	12	13	14	15	16	17	18	19	20	21	22	23	24	25	26	27	28	29	30	31	32	33	34	
1	Dan Kennedy	CHI	VAN	DAL	NY	LA	FOR	SEA	ST	HOU	COL	COL	DAL	FOR	PHI	LA	RSL	ST	MTL	VAN	DC	COL	DAL	FOR	VAN	NE	LA	SEA	CLB	KC	TOR	SEA	RSL	COL	RSL	ST
2	Bobby Burling	3-2	1-1	1-3	1-1	0-3	1-1	1-2	0-1	1-4	3-1	1-1	0-2	0-3	1-1	1-0	1-0	1-0	3-1	1-3	0-3	0-1	0-2	0-0	0-1	0-3	2-4	0-3	0-4	0-3	2-4	1-0	2-1	0-2	1-0	
3	Carlos Bocanegra	90G	90G	90G	90G	90G	90G	90G	77G	90G	90G	90G	90G	90G	90G	90G	90G	90G	90G	90G	90G	90G	90G	90G	90G	90G	90G	90G	90G	90G	90G	90G	90G	90G	90G	90G
4	Tony Lochhead	90D	90D	90D	90D	90D	90D	90D	90D	90D	90D	90D	90D	90D	90D	90D	90D	90D	90D	90D	90D	90D	90D	90D	90D	90D	90D	90D	90D	90D	90D	90D	90D	90D	90D	90D
5	Martin Rivero	90D	90D	90D	76D					45	90M	90M	90M	90M	90M	90M	90M	90M	90M	90M	90M	90M	90M	90M	90M	90M	90M	90M	90M	90M	90M	90M	90M	90M	90M	90M
6	Mathew Dunn	1	10																																	
7	Mauro Rosales	90M	90M	90M	90M	90M	90M	90M	86M	69M	13	87M	90M	45	75M	81M	79M	45	90M	90M	10		32	90M	45											
8	Nigel Reo-Coker	90M	13M	90M	90M	90M	90M	90M	78M	45M	57M	69M	3	90M	90M	90M	77M	71M	90M	58M	80M	90M	68M	69M	90M	90M	90M	90M	90M	66M	74M	90M	90M	90M	90M	90M
9	Erick Torres	89F	87F	90F	79F	89F	79F	90F	68F	81F	79F	90F	90F	90F	90F	90F	90F	83F	90F	90F	90F	90F	90F	81F	90F	75F										
10	Adolfo Bautista	25	12	23	11	11	21	45F																												
11	Leandro Barrera	65M	71M	71M	67M	45	88M	90M	90M	90M	77M	62M	61M	87M	69F	84F	19	45F	7	19	90F	77M	45	31	28	78M	11	27								
12	Marky Delgado	46	3								90M	90M	45M	45M	15	17	90M	90M	45	90M	80M	30	45M	22												
13	Michael Mwilo																																			
14	Akira Kajji																																			
15	Eric Avila	90D	90D	90D	90D	90D	90D	90D	90D	90D	90D	90D	90D	90D	90D	90D	90D	90D	90D	90D	90D	90D	90D	90D	90D	90D	90D	90D	90D	90D	90D	90D	90D	90D	90D	90D
16	Andrew Jean-Baptiste	79F	80F	90M	87M	66M	65M																													
17	Thomas McNamara																																			
18	Marvin Chavez																																			
19	Ryan Finley																																			
20	Carlos Alvarez	11	78F	45F	4	4	45																													
21	Felix Borja																																			
22	Kris Tyrpak	3	19	24	2																															
23	Eriq Zavaleta																																			
24	Trevor Spangenberg																																			
25	Lyle Martin																																			
26	Nathan Sturgis																																			
27	Donny Toia	19																																		
28	Mathew Fondy																																			
29	Andrew Ribeiro																																			
30	Tim Melia																																			
31	Caleb Calvert																																			
32	Oswaldo Minda	90M	90M	44M																																
33	Jhon Kennedy	90M	90M	44M																																
34	Jhon Kennedy	90M	90M	44M																																

"00" = 100 minutes played
F/M/D/G = starting position

Played for other teams:
Nigel Reo-Coker played 697 minutes for VAN
Nathan Sturgis played 316 minutes for COL
Jhon Kennedy Hurtado played 1632 minutes for CHI

NON-PLAYOFF TEAMS

CHIVAS USA – GAME-BY-GAME LOG

Game #1	03/09/2014	CHV 3 vs CHI 2	W	Torres 1 (penalty kick) 56; McNamara 1 (Barrera 1, Rosales 1) 59; Burling 1 (Rosales 2) 88
Game #2	03/16/2014	CHV 1 vs VAN 1	T	Torres 2 (Rosales 3) 45
Game #3	03/22/2014	CHV 1 at DAL 3	L	Torres 3 (Tyrpak 1, Bautista 1) 81
Game #4	03/30/2014	CHV 1 at NY 1	T	Torres 4 (penalty kick) 25
Game #5	04/06/2014	CHV 0 vs LA 3	L	Torres 5 (Barrera 2, Jean-Baptiste 1) 79
Game #6	04/12/2014	CHV 1 at POR 1	T	Torres 6 (penalty kick) 5
Game #7	04/19/2014	CHV 1 vs SEA 2	L	Torres 7 (penalty kick) 7
Game #8	04/26/2014	CHV 0 at ST 1	L	Torres 8 (Rivero 1) 56; Chavez 1 (Torres 1) 67; Chavez 2 (unassisted) 76
Game #9	05/03/2014	CHV 1 vs HOU 4	L	Delgado 1 (Rosales 4, Rivero 2) 60
Game #10	05/11/2014	CHV 3 at COL 1	W	
Game #11	05/17/2014	CHV 1 at DAL 1	T	
Game #12	05/28/2014	CHV 0 vs POR 2	L	
Game #13	05/31/2014	CHV 0 vs PHI 3	L	
Game #14	06/08/2014	CHV 1 at LA 1	T	Torres 9 (Rivero 3, Rosales 5) 20
Game #15	06/28/2014	CHV 1 vs RSL 0	W	Torres 10 (Lochhead 1) 35
Game #16	07/02/2014	CHV 1 at ST 0	W	Torres 11 (unassisted) 53
Game #17	07/05/2014	CHV 1 vs MTL 0	W	Torres 12 (unassisted) 94+
Game #18	07/12/2014	CHV 3 at VAN 1	W	Pelletieri 1 (Rosales 6) 47; Torres 13 (Delgado 1, Rosales 7) 81; Barrera 1 (Rosales 8) 94+
Game #19	07/20/2014	CHV 1 at DC 3	L	Torres 14 (penalty kick) 84
Game #20	07/25/2014	CHV 0 at COL 3	L	
Game #21	08/03/2014	CHV 0 vs DAL 1	L	
Game #22	08/09/2014	CHV 0 at POR 2	L	
Game #23	08/16/2014	CHV 0 vs VAN 0	T	
Game #24	08/23/2014	CHV 0 at NE 1	L	
Game #25	08/31/2014	CHV 0 vs LA 3	L	
Game #26	09/03/2014	CHV 2 vs SEA 4	L	Delgado 2 (Avila 1) 51; Finley 1 (penalty kick) 60
Game #27	09/07/2014	CHV 0 at CLB 3	L	
Game #28	09/12/2014	CHV 0 vs KC 4	L	
Game #29	09/21/2014	CHV 0 at TOR 3	L	
Game #30	09/27/2014	CHV 2 at SEA 4	L	Torres 15 (unassisted) 12; own goal (Anibaba) 18
Game #31	10/05/2014	CHV 1 vs RSL 0	W	F. Borja 1 (unassisted) 47
Game #32	10/11/2014	CHV 2 vs COL 1	W	Tyrpak 1 (Dunn 1) 65; F. Borja 2 (Kaji 1) 85
Game #33	10/22/2014	CHV 0 at RSL 2	L	
Game #34	10/26/2014	CHV 1 vs ST 0	W	F. Borja 3 (unassisted) 32

NON-PLAYOFF TEAMS

CHIVAS USA –CUP COMPETITIONS – GAME-BY-GAME

		U. S. OPEN CUP	
#	Player	4R	CARO
1	Dan Kennedy	120G	1-1
2	Bobby Burling	120D	
3	Carlos Bocanegra		
4	Tony Lochhead	120D	
5	Carlos Borja		
5	Martin Rivero		30
6	Daniel Fragoso		
6	Mathew Dunn		
7	Mauro Rosales		
8	Agustin Pelletieri	120M	
9	Erick Torres	43	
11	Leandro Barreira	103M	
12	Marky Delgado	120M	
13	Michael Nwilo		
15	Eric Avila	120M	
16	Andrew Jean-Baptiste		
17	Thomas McNamara		
18	Marvin Chavez		
19	Ryan Finley	77F	
19	Luke Moore		
20	Carlos Alvarez	90M	
21	Kris Tyrpak	17	
22	Erig Zavaleta	120D	
23	Trevor Spangenberg		
24	Lyle Martin		
25	Donny Toia	120D	
26	Mathew Fondy		
27	Andrew Ribeiro		
28	Tim Melia		
29	Caleb Calvert		
30	Oswaldo Minda		

U. S. OPEN CUP
06/14/2014 CHV 1 at CAROLIN 1 L (2-3 pens) Finley (Lochhead) 40



NON-PLAYOFF TEAMS

COLORADO RAPIDS PLAYOFF HISTORY

vs. Team	No. of Series	W-L	GP	W-L-T	OT	ShO	GF	GA	Last Mtg.	Round	Series Result
Chicago	1	0-1	2	0-2-0	0-0-0	0-1	1	2	1998	West Semifinals	Lost 2 games to 0
Columbus	2	2-0	3	3-1-0	1-1-0	0-0	3	2	2011	Wild Card	Won 1 games to 0
D.C. United	1	0-1	1	0-1-0	0-0-0	0-0	1	2	1997	MLS Cup '97	Lost MLS Cup '97
FC Dallas	5	5-0	10	6-2-2	3-0-1	1-0	16	13	2010	MLS Cup '10	Won MLS Cup '10
KC-Sporting KC	4	1-3	9	2-5-2	0-0-1	0-0	9	13	2011	Quarterfinals	Lost 2 games to 0
Los Angeles	4	0-4	7	1-6-0	0-0-0	0-0	1	14	2005	Semifinals	Lost 1 games to 0
San Jose	1	1-0	1	1-0-0	0-0-0	0-0	1	0	2010	Semifinals	Won 1 games to 0
Houston	1	0-1	1	0-1-0	0-0-0	0-0	1	3	2006	Semifinals	Lost 1 games to 0
Seattle	1	0-1	1	0-1-0	0-0-0	0-0	0	2	2013	Wild Card	Lost 1 games to 0
TOTALS	20	9-11	35	13-19-4	4-1-2	1-1	33	51			

COLORADO RAPIDS -- ALL-TIME POSTSEASON RESULTS

DATE	OPPONENT	RESULT	ATT.	W-L-T	RD.	GOALS:
10/04/1997	at Kansas City	W 3-0	10,174	1-0-0	QTR	COL: C. Henderson (25) Bravo (67) Paule (75)
10/08/1997	Kansas City	W 3-2	13,117	2-0-0	QTR	COL: Bravo (16,68) Harris (83); KC: Takawira (9) Preki (88)
10/12/1997	at Dallas	W 1-0	7,376	3-0-0	SEM	COL: S. Henderson (42)
10/15/1997	Dallas	W 2-1	18,452	4-0-0	SEM	COL: Patino (22) C. Henderson (87); DAL: Damian (5)
10/26/1997	at D.C. United	L 1-2	57,431	4-1-0	FIN	COL: Paz (75); DC: Moreno (37) Sanneh (68)
10/01/1998	at Chicago	L 1-2	12,610	0-1-0	QTR	COL: Waldir (79); CHI: Kubik (50)
10/05/1998	Chicago	L 0-1	6,582	0-2-0	QTR	CHI: Kubik (42)
10/17/1999	at Los Angeles	L 0-3	16,307	0-1-0	QTR	LA: Hendrickson (8) Vanney (52) Jones (57)
10/24/1999	Los Angeles	L 0-2	6,542	0-2-0	QTR	LA: Pena (74) Franchino (84)
09/16/2000	at Kansas City	L 0-1	8,682	0-1-0	QTR	KC: Molnar (18)
09/20/2000	Kansas City	T 0-0 (OT)	8,789	0-1-1	QTR	
09/24/2000	at Kansas City	L 2-3	4,156	0-2-1	QTR	COL: Bravo (70,90); KC: Henderson (11) Molnar (65) Gomez (69)
09/25/2002	at Dallas	L 2-4	6,360	0-1-0	QTR	COL: Valderrama (2) Spencer (75); DAL: Morrow (26) Kreis (49) Deering (68) Martinez (70)
09/28/2002	Dallas	W 1-0	9,637	1-1-0	QTR	COL: Carrieri (78)
10/02/2002	at Dallas	T 2-1 (OT/ST)	8,008	1-1-1	QTR	COL: Spencer (22) Chung (101); DAL: Rhine (6)
10/05/2002	at Los Angeles	L 0-4	24,742	1-2-1	SEM	LA: Califf (21) Ruiz (24,84) Hendrickson (71)
10/09/2002	Los Angeles	L 0-1	12,367	1-3-1	SEM	LA: Ruiz (64)
11/04/2003	Kansas City	T 1-1	6,434	0-0-1	QTR	COL: Borchers (53); KC: Harris (3)
11/08/2003	at Kansas City	L 0-2	10,712	0-1-1	QTR	KC: Simutenkov (45) Klein (63)
10/22/2004	Los Angeles	W 1-0	8,028	1-0-0	QTR	COL: Peguero (30)
10/30/2004	at Los Angeles	L 0-2	20,026	1-1-0	QTR	LA: Ruiz (30) Marshall (45)
10/22/2005	FC Dallas	T 0-0	9,625	0-0-1	QTR	
10/29/2005	at FC Dallas	W 2-2 (OT)	10,104	1-0-1	QTR	COL: Cunningham (19) Kotschau (105); DAL: Ruiz (67,105)
11/05/2005	Los Angeles	L 0-2	12,789	1-1-1	SEM	LA: Donovan (28,88)
10/21/2006	FC Dallas	L 1-2	4,176	0-1-0	QTR	COL: Cooke (23); DAL: Ruiz (15) Thompson (55)
10/28/2006	at FC Dallas	W 3-2 (OT)	15,486	1-1-0	QTR	COL: Hernandez (57,83) Mathis (114); DAL: Ruiz (48) Goodson (92)
11/05/2006	at Houston	L 1-3	23,107	1-2-0	SEM	COL: Kirovski (4); HOU: Dalgligh (10,21) Mullan (71)
10/28/2010	Columbus	W 1-0	11,872	1-0-0	QTR	COL: Mastroeni (23)
11/06/2010	at Columbus	L 1-2 (OT)	10,322	2-1-0	QTR	COL: Casey (84); CLB: Gaven (22) Rogers (70)
11/13/2010	San Jose					
10/28/2010	Columbus	W 1-0	11,872	1-0-0	QTR	COL: Mastroeni (24)
11/06/2010	at Columbus	W 1-2 (OT)	10,322	2-1-0	QTR	COL: Casey (84); CLB: Gaven (22) Rogers (70)
11/13/2010	San Jose	W 1-0	17,779	3-1-0	SEM	COL: Kimura (42)
11/21/2010	at FC Dallas	W 2-1 (OT)	21,700	4-1-0	FIN	COL: Casey (57) own goal (107); DAL: Ferreira (35)
10/27/2011	Columbus	W 1-0	7,803	1-0-0	WC	COL: Cummings (45)
10/30/2011	Sporting KC	L 0-2	8,601	1-1-0	QTR	KC: Bunbury (49,59)
11/02/2011	at Sporting KC	L 0-2	18,565	1-2-0	QTR	KC: Collin (28) Sapong (76)
10/30/2013	at Seattle	L 0-2	32,204	0-1-0	WC	SEA: Evans (28) Johnson (93+)

2014 COLORADO RAPIDS STATISTICS (8-18-8, 32 pts.)

UNF	POS	PLAYER	GP	GS	MIN	G	A	SHT	SOG	FC	FS	OFF	CK	C	E
26	F	Deshorn Brown	30	26	2289	10	0	121	46	31	30	33	0	2	0
7	F	Vicente Sanchez	17	12	1011	6	0	25	11	12	18	6	39	2	0
8	M	Dillon Powers	30	27	2328	5	9	33	12	25	63	4	81	2	0
6	M	Jose Mari	20	20	1745	4	1	34	11	22	28	0	0	3	1
17	M	Dillon Serna	27	18	1623	3	4	39	14	15	15	9	18	2	0
10	F	Gabriel Torres	23	11	1090	3	1	26	12	5	18	17	7	2	0
9	F	Edson Buddle	18	12	1116	2	1	33	9	24	13	3	0	1	0
3	D	Drew Moor	23	23	1994	2	1	15	7	16	19	2	0	2	0
13	F	Kamani Hill	15	11	866	2	0	17	7	17	16	1	0	2	0
4	D	Marc Burch	22	21	1899	1	3	11	1	21	12	0	12	3	0
94	M	Marlon Hairston	22	9	988	1	1	12	4	13	21	3	0	1	0
2	M	Nick LaBrocca	31	29	2584	1	1	32	7	37	28	1	12	9	0
16	D	John Neeskens	5	3	273	1	0	5	1	5	6	0	0	0	0
27	D	Shane O'Neill	21	21	1890	1	0	6	4	25	12	0	0	6	0
57	M	Carlos Alvarez (TOT)	21	13	1262	0	1	29	7	28	8	0	3	4	0
57	M	Carlos Alvarez (COL)	10	6	568	0	1	14	4	12	2	0	0	0	0
19	F	Charles Eloundou	11	4	416	0	1	20	10	9	7	6	0	2	0
15	D	Christopher Klute	25	24	2132	0	1	6	2	20	5	1	1	1	0
24	M	*Nathan Sturgis	6	4	316	0	1	1	0	10	3	0	0	1	0
33	M	Jared Watts	17	13	1149	0	1	8	2	25	6	1	0	2	1
22	D	Marvell Wynne	28	27	2404	0	1	3	0	20	9	0	0	2	1
28	M	Davy Armstrong	2	0	57	0	0	0	0	3	0	0	0	0	0
12	G	John Berner	5	5	450	0	0	0	0	0	0	0	0	0	0
18	M	*Marvin Chavez	2	0	39	0	0	2	1	1	1	0	0	0	0
1	G	Clint Irwin	26	25	2336	0	0	0	0	0	3	0	0	2	0
18	D	Zat Knight	4	3	315	0	0	4	1	1	1	0	0	1	0
55	F	Danny Mwanga	6	2	214	0	0	5	0	4	4	1	0	0	0
23	G	Joe Nasco	4	4	271	0	0	0	0	1	0	0	0	0	1
5	D	Thomas Piermayr	14	14	1146	0	0	4	0	18	8	0	3	4	1
21	D	Grant Van De Castele	1	0	29	0	0	0	0	0	0	0	0	0	0
44	D	Gale Agbossoumonde (TOT)	0	0	0	0	0	0	0	0	0	0	0	0	0
44	D	Gale Agbossoumonde (COL)	0	0	0	0	0	0	0	0	0	0	0	0	0
11	D	Brian Mullan	0	0	0	0	0	0	0	0	0	0	0	0	0
		Own-goals received				1									
		Team totals	34	34	3060	43	28	476	166	392	379	88	173	52	5
		Opponent totals	34	34	3060	62	55	378	156	379	392	69	140	53	6

GAME-WINNING GOALS: Vicente Sanchez 2, Dillon Powers 1, Jose Mari 1, Nick LaBrocca 1, Kamani Hill 1
Edson Buddle 1, Deshorn Brown 1

GAME-WINNING ASSISTS: Dillon Serna 2, Marvell Wynne 1, Nathan Sturgis 1, Dillon Powers 1
Marc Burch 1, Edson Buddle 1

PENALTY KICK GOALS/ATTEMPTS: Vicente Sanchez 5-5, Dillon Powers 3-3, Gabriel Torres 1-1, Deshorn Brown 0-1

COLORADO RAPIDS INDIVIDUAL GOALKEEPING

UNF	POS	GOALKEEPER	GP	GS	MIN	SHTS	SV	GA	GAA	PG	PA	W	L	T	SO
12	G	John Berner	5	5	450	12	6	6	1.20	0	0	1	1	3	2
1	G	Clint Irwin	26	25	2336	125	73	49	1.89	6	7	7	15	4	7
23	G	Joe Nasco	4	4	271	19	13	7	2.32	0	0	0	2	1	0
		Team totals	34	34	3060	156	92	62	1.82	6	7	8	18	8	9
		Opponent totals	34	34	3060	166	118	43	1.26	9	10	18	8	8	9

* = Played with other teams in 2014. Only Colorado Rapids statistics listed here.

COLORADO RAPIDS 2014 SCHEDULE

DAY	DATE	OPPONENT	RESULT	ATT.	W-L-T	POS.	PTS	NOTES:
Sat.	Mar. 15	at New York	T 1-1	20,542	0-0-1	T6	1	COL: Sanchez (72); NY: Henry (57)
Sat.	Mar. 22	Portland	W 2-0	15,135	1-0-1	T4	4	COL: Sanchez (73) Brown (75)
Sat.	Mar. 29	Sporting KC	L 2-3	12,203	1-1-1	T5	4	COL: Sanchez (60,78); KC: Zusi (50) Feilhaber (79) Dwyer (92+)
Sat.	Apr. 5	at Vancouver	W 2-1	21,000	2-1-1	T4	7	COL: Martin (79,81); VAN: Mattocks (67)
Sat.	Apr. 12	at Toronto FC	W 1-0	22,591	3-1-1	T2	10	COL: Buddle (77)
Sat.	Apr. 19	San Jose	T 0-0	12,306	3-1-2	4	11	
Sat.	Apr. 26	at Seattle	L 1-4	38,582	3-2-2	4	11	COL: Serna (62); SEA: Neagle (46+) Dempsey (47,52) Martins (75)
Sat.	May 3	Los Angeles	W 1-0	14,040	4-2-2	4	14	COL: Sanchez (20)
Wed.	May 7	at San Jose	T 0-0	9,388	4-2-3	4	15	
Sun.	May 11	Chivas USA	L 1-3	10,086	4-3-3	5	15	COL: Brown (92+); CHV: Torres (56) Chavez (67,76)
Sat.	May 17	at Real Salt Lake	L 1-2	20,489	4-4-3	5	15	COL: Moor (83); RSL: Plata (23) Morales (51)
Sat.	May 24	Montreal	W 4-1	17,616	5-4-3	T3	18	COL: Powers (5,84) Hill (54) O'Neill (58); MTL: Romero (88)
Sun.	June 1	Houston	W 3-0	17,470	6-4-3	3	21	COL: Brown (5,35) Hill (51)
Wed.	June 4	Chicago	T 0-0	13,402	6-4-4	3	22	
Sat.	June 7	at FC Dallas	L 2-3	16,209	6-5-4	3	22	COL: Brown (25) Martin (52); DAL: Escobar (33) Loyd (47+) Castillo (62)
Sat.	June 28	Vancouver	W 2-0	14,978	7-5-4	T2	25	COL: Powers (20) Sanchez (36)
Fri.	July 4	Columbus	T 1-1	18,432	7-5-5	T3	26	COL: own goal (59); CLB: Finlay (76)
Sat.	July 12	at Philadelphia	T 3-3	18,679	7-5-6	3	27	COL: Serna (18) Powers (79) Brown (86); PHI: Casey (16) Williams (31) Wenger (74)
Fri.	July 18	at Portland	L 1-2	20,814	7-6-6	T3	27	COL: Brown (16); POR: Urruti (72) Valeri (77)
Fri.	July 25	Chivas USA	W 3-0	14,652	8-6-6	3	30	COL: LaBrocca (16) Moor (26) Torres (74)
Wed.	July 30	at New England	L 0-3	13,831	8-7-6	T3	30	NE: Nguyen (10,75) Rowe (78)
Sat.	Aug. 2	Real Salt Lake	L 0-1	17,554	8-8-6	T4	30	RSL: Morales (14)
Sat.	Aug. 9	at FC Dallas	L 1-3	15,731	8-9-6	T5	30	COL: Torres (86); DAL: Hedges (9) Michel (11) Castillo (55)
Sun.	Aug. 17	at D.C. United	L 2-4	12,814	8-10-6	7	30	COL: Serna (52) Brown (91+); DC: Silva (12,67) Rolfe (81) Espindola (86)
Wed.	Aug. 20	Los Angeles	L 3-4	14,011	8-11-6	7	30	COL: Hairston (14) Buddle (17) Burch (30); LA: Keane (20) Gonzalez (55) Gordon (68) Donovan (80)
Sat.	Aug. 30	at Seattle	L 0-1	38,934	8-12-6	7	30	SEA: Dempsey (52)
Fri.	Sept. 5	at Los Angeles	L 0-6	18,145	8-13-6	7	30	LA: Donovan (5,47) Husidic (30,86) Zardes (47+,75)
Sat.	Sept. 13	Portland	T 2-2	15,984	8-13-7	7	31	COL: Powers (48) Brown (66); POR: Valeri (43) Fernandez (76)
Fri.	Sept. 19	at Real Salt Lake	L 1-5	20,692	8-14-7	7	31	COL: Martin (21); RSL: Plata (32) Morales (33) Schuler (37) own goal (45) Salcedo (63)
Sat.	Sept. 27	San Jose	T 1-1	15,634	8-14-8	7	32	COL: Torres (84); SJ: Harris (94+)
Sun.	Oct. 5	Seattle	L 1-4	17,609	8-15-8	7	32	COL: Brown (43); SEA: Dempsey (11) Martins (28,70) Pappa (33)
Sat.	Oct. 11	at Chivas USA	L 1-2	5,033	8-16-8	7	32	COL: Neeskens (30); CHV: Tyrpak (65) F. Borja (85)
Sat.	Oct. 18	FC Dallas	L 0-1	15,274	8-17-8	7	32	DAL: Perez (56)
Sat.	Oct. 25	at Vancouver	L 0-1	21,000	8-18-8	7	32	VAN: Waston (70)

NON-PLAYOFF TEAMS

COLORADO RAPIDS – GAME-BY-GAME

#	Player	1	2	3	4	5	6	7	8	9	10	11	12	13	14	15	16	17	18	19	20	21	22	23	24	25	26	27	28	29	30	31	32	33	34	
1	Clint Irwin	NY	FOR	KC	VAN	TOR	ST	SEA	LA	ST	CHV	RSL	MTL	HOU	CHI	DAL	VAN	CLB	PHI	FOR	CHV	NE	RSL	DAL	DC	LA	SEA	LA	FOR	RSL	ST	SEA	CHV	DAL	VAN	
2	Nick Iabrocca	1-1	2-0	2-3	2-1	1-0	0-0	1-4	1-0	0-0	1-3	1-2	4-1	3-0	0-0	2-3	2-0	1-1	3-3	1-2	3-0	0-3	0-1	1-3	2-4	3-4	0-1	0-6	2-2	1-5	1-1	1-4	1-2	0-1		
3	Drew Moor	90M	90M	90M	31	90M	63M	90M	90M	90M	90M	15	90M	90M	83M	90M	90M	90M	90M	90M	90M	90M	90M	90M	90M	90M	90M	90M	90M	90M	90M	90M	90M	90M	90M	
4	Marc Burch	38	90D	62D	90D	90D	90D	90D	90D	90D	90D	89D	90D	90D	90D	90D	90D	90D	90D	90D	90D	90D	90D	90D	90D	90D	90D	90D	90D	90D	90D	90D	90D	90D	90D	
5	Thomas Plemeyr	90M	89M	90M	90M	90M	90M	90M	90M	90M	64D	90M	74M	90M	88M	69M	90F	70F	22	90F	90M	84M	90M	90M	90M	90M	90M	90M	90M	90M	90M	90M	90M	90M	90M	
6	Jose Mari	25	80M	88M	90M	90M	90M	90M	45F	70M	16	73M	90M	69F	22	90F	90M	84M	90M	90M	90M	90M	90M	90M	90M	90M	90M	90M	90M	90M	90M	90M	90M	90M	90M	
7	Vicente Sanchez	65M	86M	90M	90M	90M	90M	90M	79F	82F	90F	90F	59F	45	90F	90F	86F	90F	86F	2	9	17	7	25	76F	68F	17	21	17	13	30	90F	90M	90F		
8	Dillon Powers	61F	11	8	90F	63F	8	90F	90F	90F	90G	90G	90G	90G	90G	90G	90G	90G	90G	90G	90G	90G	90G	90G	90G	90G	90G	90G	90G	90G	90G	90G	90G	90G	90F	
9	Edson Buddle	90G	90G	90G	90G	90G	90G	90G	90G	90G	90M	41	90M	90M	55M	81M	68M	65M	7	63M	90M	90M	90M	90M	90M	90M	90M	90M	90M	90M	90M	90M	90M	90M	90M	90M
10	Gabriel Torres	52D	4	59M	90D	90D	90D	90D	90D	90D	26	90D	90D	90D	68M	90D	90D	90D	90D	90D	90D	90D	90D	90D	90D	90D	90D	90D	90D	90D	90D	90D	90D	90D	90D	
11	Brian Mullan	90F	29	10	16	27	90M	90M	13	90M	90M	73M	90M	15	90M	22	83M	83M	90M	27	73M	13	73M	79M	4M	18	90M	90M	31	45	90D	90D	90D	90D		
12	John Berner	90G	90G	90G	90G	90G	90G	90G	90G	90G	90M	41	90M	90M	55M	81M	68M	65M	7	63M	90M	90M	90M	90M	90M	90M	90M	90M	90M	90M	90M	90M	90M	90M	90M	
13	Kamani Hill	90D	90D	85D	90D	90D	90D	90D	90D	90D	90D	90D	90D	90D	90D	90D	90D	90D	90D	90D	90D	90D	90D	90D	90D	90D	90D	90D	90D	90D	90D	90D	90D	90D	90D	
14	Christophe Klute	90D	90D	85D	90D	90D	90D	90D	90D	90D	90D	90D	90D	90D	90D	90D	90D	90D	90D	90D	90D	90D	90D	90D	90D	90D	90D	90D	90D	90D	90D	90D	90D	90D	90D	
15	John Neeskens	90F	28	89M	74M	56M	20	49M	90F	90F	75F	80F	31	90F	90F	73F	90F	24F	90F	66F	90F	90F	90F	90F	90F	90F	90F	90F	90F	90F	90F	90F	90F	90F	90F	
16	Dillon Serra	90D	90D	90D	90D	90D	90D	90D	90D	90D	90D	90D	90D	90D	90D	90D	90D	90D	90D	90D	90D	90D	90D	90D	90D	90D	90D	90D	90D	90D	90D	90D	90D	90D	90D	
17	Marvin Chavez	90D	90D	90D	90D	90D	90D	90D	90D	90D	90D	90D	90D	90D	90D	90D	90D	90D	90D	90D	90D	90D	90D	90D	90D	90D	90D	90D	90D	90D	90D	90D	90D	90D	90D	
18	Zat Knight	90M	1	90M	19	90M	16	90M	90M	90M	74F	1	4	10	59F	25	90M	20	17	69M	31	77M	60M	38	72M	82M	45	16	72M	90M	90M	90M	90M	90M		
19	Charles Eloundou	90M	2	34	55M	59M	17	17	21	90F	35	21	6	12	65M	48	90M	17	69M	31	77M	60M	38	72M	82M	45	16	72M	90M	90M	90M	90M	90M	90M		
20	Grant Van De Gastele	90M	1	90M	19	90M	16	90M	90M	90M	78M	90M	42M	57M	76	61D	90D	79D	90D	79D	90D	79D	90D	79D	90D	79D	90D	79D	90D	79D	90D	79D	90D	79D	90D	79D
21	Marvell Wynne	90M	1	90M	19	90M	16	90M	90M	90M	78M	90M	42M	57M	76	61D	90D	79D	90D	79D	90D	79D	90D	79D	90D	79D	90D	79D	90D	79D	90D	79D	90D	79D	90D	79D
22	Joe Nasco	90M	1	90M	19	90M	16	90M	90M	90M	78M	90M	42M	57M	76	61D	90D	79D	90D	79D	90D	79D	90D	79D	90D	79D	90D	79D	90D	79D	90D	79D	90D	79D	90D	79D
23	Nathan Sturgis	90M	1	90M	19	90M	16	90M	90M	90M	78M	90M	42M	57M	76	61D	90D	79D	90D	79D	90D	79D	90D	79D	90D	79D	90D	79D	90D	79D	90D	79D	90D	79D	90D	79D
24	Deshorn Brown	90M	1	90M	19	90M	16	90M	90M	90M	78M	90M	42M	57M	76	61D	90D	79D	90D	79D	90D	79D	90D	79D	90D	79D	90D	79D	90D	79D	90D	79D	90D	79D	90D	79D
25	Shane O'Neill	90M	1	90M	19	90M	16	90M	90M	90M	78M	90M	42M	57M	76	61D	90D	79D	90D	79D	90D	79D	90D	79D	90D	79D	90D	79D	90D	79D	90D	79D	90D	79D	90D	79D
26	Davy Armstrong	90M	1	90M	19	90M	16	90M	90M	90M	78M	90M	42M	57M	76	61D	90D	79D	90D	79D	90D	79D	90D	79D	90D	79D	90D	79D	90D	79D	90D	79D	90D	79D	90D	79D
27	Brenton Griffiths	90M	1	90M	19	90M	16	90M	90M	90M	78M	90M	42M	57M	76	61D	90D	79D	90D	79D	90D	79D	90D	79D	90D	79D	90D	79D	90D	79D	90D	79D	90D	79D	90D	79D
28	Tared Watts	90M	1	90M	19	90M	16	90M	90M	90M	78M	90M	42M	57M	76	61D	90D	79D	90D	79D	90D	79D	90D	79D	90D	79D	90D	79D	90D	79D	90D	79D	90D	79D	90D	79D
29	Gale Agbossoumonde	90M	1	90M	19	90M	16	90M	90M	90M	78M	90M	42M	57M	76	61D	90D	79D	90D	79D	90D	79D	90D	79D	90D	79D	90D	79D	90D	79D	90D	79D	90D	79D	90D	79D
30	Danny Mwanga	90M	1	90M	19	90M	16	90M	90M	90M	78M	90M	42M	57M	76	61D	90D	79D	90D	79D	90D	79D	90D	79D	90D	79D	90D	79D	90D	79D	90D	79D	90D	79D	90D	79D
31	Carlos Alvarez	90M	1	90M	19	90M	16	90M	90M	90M	78M	90M	42M	57M	76	61D	90D	79D	90D	79D	90D	79D	90D	79D	90D	79D	90D	79D	90D	79D	90D	79D	90D	79D	90D	79D
32	Marlon Hairston	90M	1	90M	19	90M	16	90M	90M	90M	78M	90M	42M	57M	76	61D	90D	79D	90D	79D	90D	79D	90D	79D	90D	79D	90D	79D	90D	79D	90D	79D	90D	79D	90D	79D
33	Matt Pickens	90M	1	90M	19	90M	16	90M	90M	90M	78M	90M	42M	57M	76	61D	90D	79D	90D	79D	90D	79D	90D	79D	90D	79D	90D	79D	90D	79D	90D	79D	90D	79D	90D	79D

"00" = 100 minutes played
F/M/D/G = starting position

NON-PLAYOFF TEAMS

COLORADO RAPIDS – GAME-BY-GAME LOG

Game #	Date	Opponent	Result	Scorers
Game #1	03/15/2014	COL 1 at NY 1	T	Sanchez 1 (penalty kick) 72
Game #2	03/22/2014	COL 2 vs POR 0	W	Sanchez 2 (penalty kick) 73; Brown 1 (unassisted) 75
Game #3	03/29/2014	COL 2 vs KC 3	L	Sanchez 3 (penalty kick) 60; Sanchez 4 (penalty kick) 78
Game #4	04/05/2014	COL 2 at VAN 1	W	Jose Mari 1 (Burch 1) 79; Jose Mari 2 (Sturgis 1) 81
Game #5	04/12/2014	COL 1 at TOR 0	T	Buddle 1 (Powers 1, Serna 1) 77
Game #6	04/19/2014	COL 0 vs ST 0	T	
Game #7	04/26/2014	COL 1 at SEA 4	L	Serna 1 (LaBrocca 1) 62
Game #8	05/03/2014	COL 1 vs LA 0	W	Sanchez 5 (Burch 2) 20
Game #9	05/07/2014	COL 0 at ST 0	T	
Game #10	05/11/2014	COL 1 vs CHV 3	L	Brown 2 (unassisted) 92+
Game #11	05/17/2014	COL 1 at RSL 2	L	Moor 1 (Serna 2) 83
Game #12	05/24/2014	COL 4 vs MTL 1	W	Powers 1 (penalty kick) 5; Hill 1 (Buddle 1) 54; O'Neill 1 (unassisted) 58; Powers 2 (Hairston 1) 84
Game #13	06/01/2014	COL 3 vs HOU 0	W	Brown 3 (Wynne 1) 5; Brown 4 (Powers 2) 35; Hill 2 (Powers 3) 51
Game #14	06/04/2014	COL 0 vs CHI 0	T	
Game #15	06/07/2014	COL 2 at DAL 3	L	Brown 5 (Moor 1, Martin 1) 25; Jose Mari 3 (Powers 4) 52
Game #16	06/28/2014	COL 2 vs VAN 0	W	Powers 3 (unassisted) 20; Sanchez 6 (penalty kick) 36
Game #17	07/04/2014	COL 1 vs CLB 1	T	own goal (Gehrig) 59
Game #18	07/12/2014	COL 3 at PHI 3	T	Serna 2 (Powers 5) 18; Powers 4 (penalty kick) 79; Brown 6 (Torres 1) 86
Game #19	07/18/2014	COL 1 at POR 2	L	Brown 7 (unassisted) 16
Game #20	07/25/2014	COL 3 vs CHV 0	W	LaBrocca 1 (Serna 3) 16; Moor 2 (Powers 6) 26; Torres 1 (Alvarez 1) 74
Game #21	07/30/2014	COL 0 at NE 3	L	
Game #22	08/02/2014	COL 0 vs RSL 1	L	Torres 2 (penalty kick) 86
Game #23	08/09/2014	COL 1 at DAL 3	L	Serna 3 (Watts 1) 52; Brown 8 (Powers 7) 91+
Game #24	08/17/2014	COL 2 at DC 4	L	Hairston 1 (unassisted) 14; Buddle 2 (Powers 8) 17; Burch 1 (unassisted) 30
Game #25	08/20/2014	COL 3 vs LA 4	L	
Game #26	08/30/2014	COL 0 at SEA 1	L	
Game #27	09/05/2014	COL 0 at LA 6	L	
Game #28	09/13/2014	COL 2 vs POR 2	T	Powers 5 (penalty kick) 48; Brown 9 (Burch 3, Powers 9) 66
Game #29	09/19/2014	COL 1 at RSL 5	L	Jose Mari 4 (unassisted) 21
Game #30	09/27/2014	COL 1 vs ST 1	T	Torres 3 (Klute 1, Serna 4) 84
Game #31	10/05/2014	COL 1 vs SEA 4	L	Brown 10 (unassisted) 43
Game #32	10/11/2014	COL 1 at CHV 2	L	
Game #33	10/18/2014	COL 0 vs DAL 1	L	Neeskens 1 (Eloundou 1) 30
Game #34	10/25/2014	COL 0 at VAN 1	L	

NON-PLAYOFF TEAMS

COLORADO RAPIDS –CUP COMPETITIONS – GAME-BY-GAME

#	Player	U.S. OPEN CUP	
		4R	5R
		ORLC	ATL
		5-2	1-2
1	Clint Irwin	90G	90G
2	Nick Labrocca	90M	90M
3	Drew Moor	90D	90D
4	Marc Burch	90D	62D
5	Thomas Piermayr		90D
6	Jose Mari	90M	90M
7	Vicente Sanchez	27	68F
8	Dillon Powers	90M	90M
9	Edson Buddle	27	7
10	Gabriel Torres		
11	Brian Mullan		
12	John Berner		
13	Kamani Hill	63F	22
15	Christopher Klute		
16	John Neeskens		
17	Dillon Serna	90M	90M
18	Marvin Chavez		
19	Charles Eloundou		
21	Grant Van De Casteele		
22	Marvell Wynne	90D	
23	Joe Nasco		
24	Nathan Sturgis		
26	Deshorn Brown	63F	83F
27	Shane O'Neill	90D	90D
28	Davy Armstrong		
32	Brenton Griffiths		
33	Jared Watts		
44	Gale Agbosounonde		
55	Danny Mwanga		
94	Marlon Hairston		
99	Matt Pickens		

U.S. OPEN CUP			
	06/17/2014	COL 5 vs ORLC	CTY 2
	06/24/2014	COL 1 at ATL	NTA 2
			L
		Brown (unassisted) 32; Labrocca (Burch) 41; Brown (unassisted) 47; Brown (Jose Mari) 54; Powers (Sanchez) 74	
		Powers (penalty kick) 75	



NON-PLAYOFF TEAMS

HOUSTON DYNAMO PLAYOFF HISTORY

vs. Team	No. of Series	Series W-L	GP	W-L-T	OT	ShO	GF	GA	Mtg.	Round	Series Result
Chicago	1	1-0	1	1-0-0	0-0-0	0-0	2	1	2012	Wild Card	Won 1 games to 0
Colorado	1	1-0	1	1-0-0	0-0-0	0-0	3	1	2006	Semifinals	Won 1 games to 0
D.C. United	1	1-0	2	1-0-1	0-0-0	0-0	4	2	2012	Semifinals	Won 1 games to 0
FC Dallas	1	1-0	2	1-1-0	1-0-0	0-0	4	2	2007	Quarterfinals	Won Series Tie-Breaker
KC-Sporting KC	4	3-1	6	3-2-1	0-0-0	0-0	7	3	2013	Semifinals	Lost 1 games to 0
Los Angeles	3	0-3	3	0-3-0	0-1-0	0-0	1	6	2012	MLS Cup '12	Lost MLS Cup '12
New England	2	2-0	2	2-0-0	1-0-0	1-0	3	2	2007	MLS Cup '07	Won MLS Cup '07
MetroStars-New	2	1-1	4	1-1-2	1-0-0	0-0	5	7	2013	Quarterfinals	Won 1 games to 0
Chivas USA	1	1-0	2	1-1-0	0-0-0	0-0	3	2	2006	Quarterfinals	Won Series Tie-Breaker
Seattle	1	1-0	2	1-0-1	1-0-0	0-0	1	0	2009	Quarterfinals	Won 1 games to 0
Philadelphia	1	1-0	2	2-0-0	0-0-0	0-0	3	1	2011	Quarterfinals	Won 2 games to 0
Montreal	1	1-0	1	1-0-0	0-0-0	0-0	3	0	2013	Wild Card	Won 1 games to 0
TOTALS	19	14-5	28	15-8-5	4-1-0	1-0	39	27			

HOUSTON DYNAMO – ALL-TIME POSTSEASON RESULTS

DATE	OPPONENT	RESULT	ATT.	W-L-T	RD.	GOALS:
10/22/2006	at Chivas USA	L 1-2	15,110	0-1-0	QTR	HOU: Ching (75); CHV: Razov (45) Palencia (68)
10/29/2006	Chivas USA	W 2-0	17,440	1-1-0	QTR	HOU: Davis (64) Ching (90)
11/05/2006	Colorado	W 3-1	23,107	2-1-0	SEM	HOU: Dalglish (10,21) Mullan (71); COL: Kirovski (4)
11/12/2006	at New England	W 1-1 (OT)	22,427	3-1-0	FIN	HOU: Ching (114); NE: Twellman (113)
10/27/2007	at FC Dallas	L 0-1	12,537	0-1-0	QTR	DAL: Goodson (23)
11/02/2007	FC Dallas	W 4-1 (OT)	30,088	1-1-0	QTR	HOU: Holden (66) Ching (72,97) Davis (100); DAL: Ruiz (14)
11/10/2007	Kansas City	W 2-0	30,972	2-1-0	SEM	HOU: Jaqua (35) De Rosario (81)
11/18/2007	at New England	W 2-1	39,859	3-1-0	FIN	HOU: Ngwenya (61) De Rosario (74); NE: Twellman (20)
11/01/2008	at New York	T 1-1	11,578	0-0-1	QTR	HOU: Kamara (85); NY: Angel (48)
11/09/2008	New York	L 0-3	30,053	0-1-1	QTR	NY: Richards (25) Angel (36) Wolyniec (81)
10/29/2009	at Seattle	T 0-0	35,807	0-0-1	QTR	
11/08/2009	Seattle	W 1-0 (OT)	27,465	1-0-1	QTR	HOU: Ching (96)
11/13/2009	at Los Angeles	L 0-2 (OT)	25,373	1-1-1	SEM	LA: Berhalter (103) Donovan (109)
10/30/2011	at Philadelphia	W 2-1	18,539	1-0-0	QTR	HOU: Hainault (5) Carr (30); PHI: Le Toux (7)
11/03/2011	Philadelphia	W 1-0	24,749	2-0-0	QTR	HOU: Ching (45)
11/06/2011	at Sporting KC	W 2-0	20,839	3-0-0	SEM	HOU: Hainault (53) Costly (87)
11/20/2011	at Los Angeles	L 0-1	30,281	3-1-0	FIN	
10/31/2012	at Chicago	W 2-1	10,923	1-0-0	WC	HOU: Bruin (12,46); CHI: Alex (83)
11/04/2012	Sporting KC	W 2-0	20,689	2-0-0	QTR	HOU: Moffat (18) Bruin (75)
11/07/2012	at Sporting KC	L 0-1	20,894	2-1-0	QTR	KC: Sinovic (64)
11/11/2012	D.C. United	W 3-1	22,101	3-1-0	SEM	HOU: Hainault (51) Bruin (68) Sarkodie (81); DC: DeLeon (27)
11/18/2012	at D.C. United	T 1-1	20,015	3-1-1	SEM	HOU: Garcia (33); DC: Boskovic (83)
12/01/2012	at Los Angeles	L 1-3	30,510	3-2-1	FIN	HOU: Carr (44); LA: Gonzalez (60) Donovan (65) Keane (94+)
10/31/2013	Montreal	W 3-0	10,476	1-0-0	WC	HOU: Bruin (16,72) Garcia (27)
11/03/2013	New York	T 2-2	20,626	1-0-1	QTR	HOU: R. Clark (51) Cummings (92+); NY: Cahill (22) Alexander (32)
11/06/2013	at New York	W 2-1 (OT)	22,264	2-0-1	QTR	HOU: Davis (36) Cummings (104); NY: Wright-Phillips (23)
11/09/2013	Sporting KC	T 0-0	22,107	2-0-2	SEM	
11/23/2013	at Sporting KC	L 1-2	21,650	2-1-2	SEM	HOU: Garcia (3); KC: Sapong (14) Dwyer (63)



NON-PLAYOFF TEAMS

2014 HOUSTON DYNAMO STATISTICS (11-17-6, 39 pts.)

UNF	POS	PLAYER	GP	GS	MIN	G	A	SHT	SOG	FC	FS	OFF	CK	C	E
23	M	Giles Barnes	34	34	3028	11	5	113	42	52	48	14	2	4	0
12	F	Will Bruin	27	24	2074	10	1	68	31	18	10	9	0	3	0
11	M	Brad Davis	25	25	2072	4	11	39	15	23	30	6	132	1	0
13	M	Ricardo Clark	25	24	2087	4	4	50	15	33	18	3	0	5	0
7	F	Omar Cummings	26	14	1270	3	3	35	14	12	7	13	0	0	0
27	M	Boniek Garcia	27	26	2206	2	1	25	9	39	58	3	24	4	0
15	F	Mark Sherrod	9	3	223	2	1	9	2	5	1	3	0	1	0
18	D	David Horst	31	31	2653	1	1	15	1	37	26	0	0	3	1
8	D	Kofi Sarkodie	32	32	2872	0	4	5	1	43	34	1	0	7	1
26	M	Corey Ashe	21	20	1879	0	3	8	2	11	24	0	2	2	0
20	M	Andrew Driver	34	22	1897	0	1	29	7	25	10	7	14	1	0
21	D	DaMarcus Beasley	10	10	821	0	0	5	1	2	13	1	0	1	0
2	D	Eric Brunner	6	3	297	0	0	0	0	4	3	0	0	1	0
17	M	Servando Carrasco	16	9	784	0	0	5	1	9	8	0	2	0	1
28	M	Tony Cascio	6	4	351	0	0	8	1	3	3	0	0	0	0
16	D	A.J. Cochran	19	14	1370	0	0	7	3	18	9	1	0	3	1
5	D	*Warren Creavalle	16	10	890	0	0	2	2	18	12	0	0	3	0
24	G	Tyler Deric	11	10	910	0	0	0	0	2	2	0	0	1	0
19	M	Luis Garrido	11	11	915	0	0	6	2	23	6	0	0	2	0
1	G	Tally Hall	24	24	2150	0	0	0	0	2	2	0	0	0	0
14	F	Jason Johnson	8	0	186	0	0	5	2	2	4	1	0	0	0
10	M	Alexander Lopez	10	1	247	0	0	6	2	1	2	0	8	1	0
22	M	Brian Ownby	19	0	329	0	0	1	1	9	13	1	1	1	1
4	D	Jermaine Taylor	24	23	2012	0	0	9	0	34	9	1	0	7	0
3	D	Anthony Arena	0	0	0	0	0	0	0	0	0	0	0	0	0
30	G	Michael Lisch	0	0	0	0	0	0	0	0	0	0	0	0	0
9	F	Bryan Salazar	0	0	0	0	0	0	0	0	0	0	0	0	0
		Own-goals received				2									
		Team totals	34	34	3060	39	35	450	154	425	384	64	185	51	5
		Opponent totals	34	34	3060	58	48	481	168	384	425	58	170	51	4

GAME-WINNING GOALS: Will Bruin 5, Giles Barnes 3, David Horst 1, Omar Cummings 1, Ricardo Clark 1
 GAME-WINNING ASSISTS: Brad Davis 4, Kofi Sarkodie 2, Giles Barnes 2, Mark Sherrod 1, David Horst 1
 Boniek Garcia 1, Omar Cummings 1, Ricardo Clark 1
 PENALTY KICK GOALS/ATTEMPTS: Giles Barnes 2-3, Brad Davis 1-2, Boniek Garcia 0-1

HOUSTON DYNAMO INDIVIDUAL GOALKEEPING

UNF	POS	GOALKEEPER	GP	GS	MIN	SHTS	SV	GA	GAA	PG	PA	W	L	T	SO
24	G	Tyler Deric	11	10	910	53	36	14	1.38	2	3	3	5	2	3
1	G	Tally Hall	24	24	2150	115	67	44	1.84	7	8	8	12	4	7
		Team totals	34	34	3060	168	103	58	1.71	9	11	11	17	6	10
		Opponent totals	34	34	3060	154	114	39	1.15	3	6	17	11	6	12

* = Played with other teams in 2014. Only Houston Dynamo statistics listed here.



NON-PLAYOFF TEAMS

HOUSTON DYNAMO 2014 SCHEDULE

DAY	DATE	OPPONENT	RESULT	ATT.	W-L-T	POS.	PTS	NOTES:
Sat.	Mar. 8	New England	W 4-0	22,320	1-0-0	T1	3	HOU: Bruin (2,13) Garcia (23) Cummings (92+)
Sat.	Mar. 15	Montreal	W 1-0	18,245	2-0-0	1	6	HOU: Bruin (40)
Sat.	Mar. 29	at Vancouver	L 1-2	21,000	2-1-0	T3	6	HOU: Clark (75); VAN: Harvey (14) Miller (58)
Sat.	Apr. 5	FC Dallas	L 1-4	22,202	2-2-0	T4	6	HOU: Clark (41); DAL: Michel (31) Watson (61,70) own goal (68)
Sat.	Apr. 12	at New England	L 0-2	14,259	2-3-0	7	6	NE: Alston (68) Bengtson (91+)
Sat.	Apr. 19	at Philadelphia	T 0-0	17,301	2-3-1	T7	7	
Wed.	Apr. 23	at New York	L 0-4	13,278	2-4-1	8	7	NY: Wright-Phillips (12,24,86) Henry (65)
Sun.	Apr. 27	Portland	T 1-1	20,558	2-4-2	T7	8	HOU: Bruin (16); POR: Fernandez (33)
Sat.	May 3	at Chivas USA	W 4-1	6,082	3-4-2	T3	11	HOU: Davis (12) Barnes (32,69) Bruin (47+); CHV: Torres (7)
Wed.	May 7	Columbus	W 1-0	15,030	4-4-2	T1	14	HOU: Bruin (50)
Sun.	May 11	Real Salt Lake	L 2-5	16,514	4-5-2	T3	14	HOU: Sherrod (22,56); RSL: Morales (0:15,17,89) Saborio (32) Mulholland (78)
Sat.	May 17	Los Angeles	W 1-0	22,233	5-5-2	T2	17	HOU: Barnes (61)
Wed.	May 21	at D.C. United	L 0-2	8,224	5-6-2	T3	17	DC: Rolfe (28) Espindola (63)
Sun.	May 25	at San Jose	L 0-3	10,525	5-7-2	4	17	SJ: Stephenson (38,58) Harris (70)
Sun.	June 1	at Colorado	L 0-3	17,470	5-8-2	4	17	COL: Brown (5,35) Hill (51)
Fri.	June 6	Sporting KC	L 0-2	18,396	5-9-2	T4	17	KC: Saad (45) Dwyer (70)
Sun.	June 29	at Montreal	L 0-3	16,752	5-10-2	8	17	MTL: McInerney (41,75) Di Vaio (79)
Fri.	July 4	New York	T 2-2	22,312	5-10-3	T7	18	HOU: Barnes (0:40) Davis (82); NY: Wright-Phillips (13,72)
Sat.	July 12	at Toronto FC	L 2-4	22,591	5-11-3	9	18	HOU: Davis (13,30); TOR: Osorio (39) Oduro (46+) Defoe (63,89)
Sat.	July 19	Toronto FC	T 2-2	20,069	5-11-4	9	19	HOU: Bruin (11) Barnes (26); TOR: Gilberto (18) Oduro (47+)
Sun.	Aug. 3	D.C. United	W 1-0	20,061	6-11-4	T8	22	HOU: Bruin (91+)
Sun.	Aug. 10	at Seattle	L 0-2	50,276	6-12-4	9	22	SEA: Pappa (69) Pineda (75)
Fri.	Aug. 15	Philadelphia	W 2-0	20,283	7-12-4	T8	25	HOU: Bruin (51) own goal (90)
Sat.	Aug. 23	at Columbus	L 0-3	17,551	7-13-4	9	25	CLB: Meram (35) Bedell (59) Schoenfeld (64)
Fri.	Aug. 29	at Sporting KC	W 3-1	20,332	8-13-4	8	28	HOU: Bruin (35) Horst (62) Clark (67); KC: Dwyer (54)
Sat.	Sept. 6	Montreal	W 3-2	18,501	9-13-4	8	31	HOU: Barnes (30,62) Clark (65); MTL: Duka (40) Piatti (55)
Sat.	Sept. 13	Columbus	T 2-2	20,807	9-13-5	8	32	HOU: own goal (12) Barnes (38); CLB: Trapp (48) Finlay (54)
Sat.	Sept. 20	at Philadelphia	T 0-0	18,462	9-13-6	8	33	
Sun.	Sept. 28	Chicago	W 2-0	20,262	10-13-6	8	36	HOU: Cummings (15) Garcia (67)
Sat.	Oct. 4	at New York	L 0-1	21,569	10-14-6	8	36	NY: Henry (47)
Wed.	Oct. 8	at Toronto FC	W 1-0	18,269	11-14-6	T7	39	HOU: Barnes (35)
Sun.	Oct. 12	D.C. United	L 1-3	21,869	11-15-6	T7	39	HOU: Barnes (83); DC: Kemp (41) Espindola (64) Johnson (87)
Thu.	Oct. 16	New England	L 1-2	22,332	11-16-6	T7	39	HOU: Barnes (37); NE: Nguyen (65,87)
Fri.	Oct. 24	at Chicago	L 1-2	18,776	11-17-6	8	39	HOU: Cummings (18); CHI: Larentowicz (66) Sinama-Pongolle (91+)

NON-PLAYOFF TEAMS

HOUSTON DYNAMO - GAME-BY-GAME

#	Player	1	2	3	4	5	6	7	8	9	10	11	12	13	14	15	16	17	18	19	20	21	22	23	24	25	26	27	28	29	30	31	32	33	34
1	Tally Hall	NE	MTL	VAN	DAL	NE	PHI	NY	FOR	CHV	CLB	RSL	LA	DC	SJ	COL	KC	MTL	NY	TOR	TOR	DC	SEA	PHI	CLB	KC	MTL	CLB	PHI	CHI	NY	TOR	DC	NE	CHI
2	Eric Brunner	4-0	1-0	1-2	1-4	0-2	0-0	0-4	1-1	4-1	1-0	2-5	1-0	0-2	0-3	0-3	0-2	0-3	2-2	2-4	2-2	1-0	0-2	2-0	0-3	3-1	3-2	2-2	0-0	2-0	0-1	1-0	1-3	1-2	1-2
3	Anthony Arena	90G	90G	90G	90G	90G	90G	90G	90G	90G	90G	90G	90G	90G	90G	90G	90G	90G	90G	90G	90G	90G	90G	90G	90G	90G	90G	90G	90G	90G	90G	90G	90G	90G	90G
4	Jermaine Taylor	90D	90D	77D	90D	90D	90D	90D	90D	90D	90D	90D	90D	90D	90D	90D	90D	90D	90D	90D	90D	90D	90D	90D	90D	90D	90D	90D	90D	90D	90D	90D	90D	90D	90D
5	Warren Creavalle	12	19	19	6	21	25	73D	64M	29	55	90M	69M	59M	44M	33	74M	79D	79D	90M	2	3	77F	83F	89F	79F	67F	58F	90M	80F	75F				
7	Omar Cummings	90D	90D	90D	90D	90D	82D	90D	90D	90D	90D	90D	90D	90D	90D	90D	90D	90D	90D	90D	90D	90D	90D	90D	90D	90D	90D	90D	90D	90D	90D	90D	90D	90D	90D
8	Kofi Sarkodie	90D	90D	90D	90D	90D	90D	90D	90D	90D	90D	90D	90D	90D	90D	90D	90D	90D	90D	90D	90D	90D	90D	90D	90D	90D	90D	90D	90D	90D	90D	90D	90D	90D	90D
9	Bryan Salazar	90M	86M	90M	45M	90F	90F	80F	89F	82F	74F	90F	90F	90F	90F	90F	90F	90F	90F	90M	88M	90M	76M	83M	89M	83M	58M	90M	85M	90M	83M	90M	87M		
10	Alexander Lopez	90M	90F	90F	90F	90F	80F	89F	82F	74F	90F	90F	90F	90F	90F	90F	90F	90F	90M	86M	69M	90M	78M	90M	90M	90M	90M	90M	90M	90M	90M	90M	90M	90M	
11	Brad Davis	1	1	4	28	90D	1	17	26	90M	90M	27M	21	90M	90M	90M	90M	90D	90D	90D	90D	90D	90D	90D	90D	90D	90D	90D	90D	90D	90D	90D	90D	90D	
12	Will Bruhn	90D	90D	90D	60D	90D	90D	90D	90D	90D	90D	90D	90D	90D	90D	90D	90D	90D	90D	90D	90D	90D	90D	90D	90D	90D	90D	90D	90D	90D	90D	90D	90D	90D	
13	Ricardo Clark	90M	90M	90M	84M	90M	89M	63M	1	8	16	90F	90F	12F	18	5	90D	90D	90D	90D	90D	90D	90D	90D	90D	90D	90D	90D	90D	90D	90D	90D	90D	90D	
14	Jason Johnson	1	1	4	28	90D	1	17	26	90M	90M	27M	21	90M	90M	90M	90M	90D	90D	90D	90D	90D	90D	90D	90D	90D	90D	90D	90D	90D	90D	90D	90D	90D	
15	Mark Sherrrod	90D	90D	90D	60D	90D	90D	90D	90D	90D	90D	90D	90D	90D	90D	90D	90D	90D	90D	90D	90D	90D	90D	90D	90D	90D	90D	90D	90D	90D	90D	90D	90D	90D	
16	A.J. Cochran	90D	90D	90D	60D	90D	90D	90D	90D	90D	90D	90D	90D	90D	90D	90D	90D	90D	90D	90D	90D	90D	90D	90D	90D	90D	90D	90D	90D	90D	90D	90D	90D	90D	
17	Servando Carrasco	90D	90D	90D	60D	90D	90D	90D	90D	90D	90D	90D	90D	90D	90D	90D	90D	90D	90D	90D	90D	90D	90D	90D	90D	90D	90D	90D	90D	90D	90D	90D	90D	90D	
18	David Horst	90D	90D	90D	60D	90D	90D	90D	90D	90D	90D	90D	90D	90D	90D	90D	90D	90D	90D	90D	90D	90D	90D	90D	90D	90D	90D	90D	90D	90D	90D	90D	90D	90D	
19	Luis Garrido	33	82M	86M	62M	75M	65M	90M	90M	90M	35M	90M	90M	45M	85M	90M	90M	90M	79M	67M	21	2	9	14	19	1	7	32	82M	5	23	90M	90M	65M	
20	Andrew Driver	8	13	13	8	13	11	3	6	3	77	31	11	23	14	12	1	32	90D	90D	90D	90D	90D	90D	90D	90D	90D	90D	90D	90D	90D	90D	90D	90D	
21	Damarcus Beasley	90D	90D	90D	90D	90D	90D	90D	90D	90D	90D	90D	90D	90D	90D	90D	90D	90D	90D	90D	90D	90D	90D	90D	90D	90D	90D	90D	90D	90D	90D	90D	90D	90D	
22	Brian Ombly	90M	90M	71M	90M	90M	90M	90M	90M	90M	87M	85M	90M	23M	90M	90M	90M	90M	90M	90M	90M	90M	90M	90M	90M	90M	90M	90M	90M	90M	90M	90M	90M	90M	
23	Giles Barnes	90M	90M	71M	90M	90M	90M	90M	90M	90M	87M	85M	90M	23M	90M	90M	90M	90M	90M	90M	90M	90M	90M	90M	90M	90M	90M	90M	90M	90M	90M	90M	90M	90M	
24	Tyler Deric	90M	90M	71M	90M	90M	90M	90M	90M	90M	87M	85M	90M	23M	90M	90M	90M	90M	90M	90M	90M	90M	90M	90M	90M	90M	90M	90M	90M	90M	90M	90M	90M	90M	
26	Corey Ashe	90M	90M	71M	90M	90M	90M	90M	90M	90M	87M	85M	90M	23M	90M	90M	90M	90M	90M	90M	90M	90M	90M	90M	90M	90M	90M	90M	90M	90M	90M	90M	90M	90M	
27	Boniek Garcia	90M	90M	71M	90M	90M	90M	90M	90M	90M	87M	85M	90M	23M	90M	90M	90M	90M	90M	90M	90M	90M	90M	90M	90M	90M	90M	90M	90M	90M	90M	90M	90M	90M	
28	Tony Cascio	90M	90M	71M	90M	90M	90M	90M	90M	90M	87M	85M	90M	23M	90M	90M	90M	90M	90M	90M	90M	90M	90M	90M	90M	90M	90M	90M	90M	90M	90M	90M	90M	90M	
30	Michael Lisch	90M	90M	71M	90M	90M	90M	90M	90M	90M	87M	85M	90M	23M	90M	90M	90M	90M	90M	90M	90M	90M	90M	90M	90M	90M	90M	90M	90M	90M	90M	90M	90M	90M	

"00" = 100 minutes played
F/M/D/G = starting position

NON-PLAYOFF TEAMS

HOUSTON DYNAMO – GAME-BY-GAME LOG

Game #	Date	Opponent	Result	Goals
Game #1	03/08/2014	HOU 4 vs NE 0	W	
Game #2	03/15/2014	HOU 1 vs MTL 0	W	Bruin 1 (Sarkodie 1) 2; Bruin 2 (Ashe 1) 13; Garcia 1 (Bruin 1) 23; Cummings 1 (Clark 1) 92+
Game #3	03/29/2014	HOU 1 at VAN 2	L	Bruin 3 (Barnes 1) 40
Game #4	04/05/2014	HOU 1 vs DAL 4	L	Clark 1 (Davis 1) 75
Game #5	04/12/2014	HOU 0 at NE 2	L	Clark 2 (Davis 2) 41
Game #6	04/19/2014	HOU 0 at PHI 0	T	
Game #7	04/23/2014	HOU 0 at NY 4	L	
Game #8	04/27/2014	HOU 1 vs POR 1	T	Bruin 4 (Davis 3, Ashe 2) 16
Game #9	05/03/2014	HOU 4 at CHV 1	W	Davis 1 (unassisted) 12; Barnes 1 (Garcia 1) 32; Bruin 5 (Ashe 3, Driver 1) 47+; Barnes 2 (penalty kick) 69
Game #10	05/07/2014	HOU 1 vs CLB 0	W	Bruin 6 (Davis 4) 50
Game #11	05/11/2014	HOU 2 vs RSL 5	L	Sherrod 1 (Davis 5) 22; Sherrod 2 (Barnes 2) 56
Game #12	05/17/2014	HOU 1 vs LA 0	W	Barnes 3 (Sherrod 1) 61
Game #13	05/21/2014	HOU 0 at DC 2	L	
Game #14	05/25/2014	HOU 0 at ST 3	L	
Game #15	06/01/2014	HOU 0 at COL 3	L	
Game #16	06/06/2014	HOU 0 vs KC 2	L	
Game #17	06/29/2014	HOU 0 at MTL 3	L	
Game #18	07/04/2014	HOU 2 vs NY 2	T	Barnes 4 (Sarkodie 2, Clark 2) 1; Davis 2 (penalty kick) 82
Game #19	07/12/2014	HOU 2 at TOR 4	L	Davis 3 (Barnes 3) 13; Davis 4 (Barnes 4) 30
Game #20	07/19/2014	HOU 2 vs TOR 2	T	Bruin 7 (unassisted) 11; Barnes 5 (Clark 3) 26
Game #21	08/03/2014	HOU 1 vs DC 0	W	Bruin 8 (Cummings 1) 91+
Game #22	08/10/2014	HOU 0 at SEA 2	L	
Game #23	08/15/2014	HOU 2 vs PHI 0	W	Bruin 9 (Barnes 5, Davis 6) 51; own goal (Gaddis) 90
Game #24	08/23/2014	HOU 0 at CLB 3	L	
Game #25	08/29/2014	HOU 3 at KC 1	W	Bruin 10 (unassisted) 35; Horst 1 (Davis 7) 62; Clark 3 (Davis 8) 67
Game #26	09/06/2014	HOU 3 vs MTL 2	W	Barnes 6 (unassisted) 30; Barnes 7 (Cummings 2) 62; Clark 4 (Horst 1, Davis 9) 65
Game #27	09/13/2014	HOU 2 vs CLB 2	T	own goal (Schoenfeld) 12; Barnes 8 (Cummings 3) 38
Game #28	09/20/2014	HOU 0 at PHI 0	T	
Game #29	09/28/2014	HOU 2 vs CHI 0	W	Cummings 2 (Clark 4) 15; Garcia 2 (Davis 10, Sarkodie 3) 67
Game #30	10/04/2014	HOU 0 at NY 1	L	Barnes 9 (Sarkodie 4) 35
Game #31	10/08/2014	HOU 1 at TOR 0	W	Barnes 10 (penalty kick) 83
Game #32	10/12/2014	HOU 1 vs DC 3	L	Barnes 11 (unassisted) 37
Game #33	10/16/2014	HOU 1 vs NE 2	L	Cummings 3 (Davis 11) 18
Game #34	10/24/2014	HOU 1 at CHI 2	L	

NON-PLAYOFF TEAMS

HOUSTON DYNAMO –CUP COMPETITIONS – GAME-BY-GAME

#	Player	U.S. OPEN CUP		
		4R	5R	W
		LARE	DAL	L (OT)
1	Tally Hall	37	120G	
2	Eric Brunner		15	
3	Anthony Arena			
4	Jermaine Taylor	90D	120D	
5	Warren Creavalle	90D	120D	
7	Omar Cummings	53F	120F	
8	Kofi Sarkodie	90D	105D	
9	Bryan Salazar			
10	Alexander Lopez	64M	66M	
11	Brad Davis			
12	Will Bruin	90F	23F	
13	Ricardo Clark			
14	Tason Johnson	15	97	
15	Mark Sherrrod			
16	A.J. Cochran			
17	Servando Carrasco	90D	120D	
18	David Horst	90M	120M	
20	Andrew Driver			
22	Brian Ombdy	26	54	
23	Giles Barnes	75M	120M	
24	Tyler Deric	52G		
26	Corey Ashe			
27	Boniek Garcia			
28	Tony Cascio			
30	Michael Lisch			
U.S. OPEN CUP				
4R	06/11/2014	HOU 1 vs LAREDO 0	W	Lopez 1 (Cummings 1) 38
5R	06/24/2014	HOU 2 vs DAL 3	L (OT)	Barnes 1 (penalty kick) 43; Cummings 1 (unassisted) 62



NON-PLAYOFF TEAMS

MONTREAL IMPACT PLAYOFF HISTORY

vs. Team	No. of Series		GP	W-L-T	OT	ShO	GF	GA	Last		Series Result
	Series	W-L							Mtg.	Round	
Houston	1	0-1	1	0-1-0	0-0-0	0-0	0	3	2013	Wild Card	Lost 1 games to 0
TOTALS	1	0-1	1	0-1-0	0-0-0	0-0	0	3			

MONTREAL IMPACT – ALL-TIME POSTSEASON RESULTS

DATE	OPPONENT	RESULT	ATT.	W-L-T	RD.	GOALS:
10/31/2013	at Houston	L 0-3	10,476	0-1-0	WC	HOU: Bruin (16,72) Garcia (27)

2014 MONTREAL IMPACT STATISTICS (6-18-10, 28 pts.)

UNF	POS	PLAYER	GP	GS	MIN	G	A	SHT	SOG	FC	FS	OFF	CK	C	E
9	F	Marco Di Vaio	26	17	1739	9	4	75	32	11	25	33	25	1	0
99	F	Jack McInerney (TOT)	30	25	2116	8	2	56	19	22	19	18	0	2	0
99	F	Jack McInerney (MTL)	26	21	1804	7	1	44	14	16	14	18	0	0	0
15	F	Andres Romero	29	25	2185	6	3	31	20	36	20	5	18	3	0
10	M	Ignacio Piatti	6	6	450	4	1	16	7	3	9	0	0	2	0
7	M	Felipe Martins	31	28	2456	3	6	60	17	43	51	4	18	5	0
11	M	Dilly Duka (TOT)	20	15	1354	3	3	29	9	24	19	5	2	3	0
11	M	Dilly Duka (MTL)	14	12	1023	3	3	19	6	18	15	4	2	0	0
17	M	Issey Nakajima-Farran (T	18	7	775	2	0	17	5	13	15	4	1	1	1
17	M	Issey Nakajima-Farran (M	13	5	540	0	0	11	2	8	9	4	0	0	1
51	D	Maxim Tissot	20	7	762	2	0	10	4	7	13	4	13	2	0
16	M	Calum Mallace	23	12	1122	1	3	13	3	18	7	0	1	3	0
6	D	Hassoun Camara	28	26	2365	1	1	11	4	56	29	1	0	11	1
98	D	Mamadou Danso (TOT)	13	12	1097	1	1	8	1	13	5	2	0	1	0
98	D	Mamadou Danso (MTL)	3	3	231	0	1	1	0	2	0	0	0	0	0
11	M	*Sanna Nyassi	4	4	243	1	0	7	5	4	6	0	0	1	0
33	F	*Andrew Wenger	4	3	286	1	0	7	4	8	5	2	0	0	1
21	M	Justin Mapp	23	20	1726	0	8	25	8	11	24	6	37	1	0
8	M	Patrice Bernier	26	20	1802	0	3	11	2	32	20	0	1	2	0
23	D	Krzysztof Krol	12	11	961	0	1	2	0	24	8	0	1	4	1
55	M	Wandrille Lefevre	15	13	1220	0	1	3	1	20	8	0	0	3	0
3	D	Eric Miller	21	18	1646	0	1	10	3	18	9	0	0	0	0
1	G	Troy Perkins	21	21	1890	0	1	0	0	0	6	0	0	0	0
27	M	Louis Beland-Goyette	1	0	15	0	0	0	0	0	3	0	0	0	0
23	M	Hernan Bernardello	10	10	844	0	0	7	2	20	8	0	26	3	0
5	D	Jeb Brovsky	7	7	596	0	0	2	2	4	2	0	0	1	0
30	G	Evan Bush	13	13	1170	0	0	0	0	0	1	0	0	2	0
13	D	Matteo Ferrari	25	25	2148	0	0	3	0	36	22	2	0	6	0
28	M	Jeremy Gagnon-Lapare	5	3	270	0	0	0	0	6	3	0	3	2	0
29	F	Santiago Gonzalez	9	0	80	0	0	3	0	3	3	2	0	0	0
24	F	Anthony Jackson-Hamel	4	1	132	0	0	3	1	2	5	1	0	0	0
24	D	Mechack Jerome (TOT)	2	1	91	0	0	1	0	1	0	0	1	0	0
33	M	Gorka Larrea	9	5	428	0	0	5	2	9	7	0	1	2	0
34	D	Karl Ouimette	11	9	834	0	0	2	0	21	7	1	0	3	0
44	D	Heath Pearce	23	20	1822	0	0	3	0	12	13	0	0	0	1
19	M	Blake Smith	3	0	43	0	0	1	1	0	2	0	0	0	0
18	M	*Collen Warner	9	9	678	0	0	8	1	9	4	2	0	1	1
26	D	Adrian Lopez	0	0	0	0	0	0	0	0	0	0	0	0	0
25	M	James Bissue	0	0	0	0	0	0	0	0	0	0	0	0	0
40	G	Maxime Crepeau	0	0	0	0	0	0	0	0	0	0	0	0	0
43	M	Zakaria Messoudi	0	0	0	0	0	0	0	0	0	0	0	0	0
5	D	Gege Soriola	0	0	0	0	0	0	0	0	0	0	0	0	0
		Team totals	34	34	3060	38	38	393	141	457	383	89	146	58	6
		Opponent totals	34	34	3060	58	50	459	181	383	457	67	171	40	1

GAME-WINNING GOALS: Jack McInerney 2, Andres Romero 1, Ignacio Piatti 1, Felipe Martins 1

Marco Di Vaio 1

GAME-WINNING ASSISTS: Eric Miller 1, Felipe Martins 1, Marco Di Vaio 1

PENALTY KICK GOALS/ATTEMPTS: Marco Di Vaio 0-1, Patrice Bernier 0-1

MONTREAL IMPACT INDIVIDUAL GOALKEEPING

UNF	POS	GOALKEEPER	GP	GS	MIN	SHTS	SV	GA	GAA	PG	PA	W	L	T	SO
1	G	Troy Perkins	21	21	1890	102	66	35	1.67	4	5	4	12	5	5
30	G	Evan Bush	13	13	1170	79	52	23	1.77	2	2	2	6	5	3
		Team totals	34	34	3060	181	118	58	1.71	6	7	6	18	10	8
		Opponent totals	34	34	3060	141	96	38	1.12	0	2	18	6	10	9

* = Played with other teams in 2014. Only Montreal Impact statistics listed here.

MONTREAL IMPACT 2014 SCHEDULE

DAY	DATE	OPPONENT	RESULT	ATT.	W-L-T	POS.	PTS	NOTES:
Sat.	Mar. 8	at FC Dallas	L 2-3	18,011	0-1-0	T4	0	MTL: Nyassi (10) Wenger (65); DAL: Castillo (16) Perez (24) Diaz (47)
Sat.	Mar. 15	at Houston	L 0-1	18,245	0-2-0	T7	0	HOU: Bruin (40)
Sun.	Mar. 23	Seattle	L 0-2	27,207	0-3-0	T9	0	SEA: Neagle (8) Martins (58)
Sat.	Mar. 29	at Philadelphia	T 1-1	15,691	0-3-1	T9	1	MTL: Di Vaio (80); PHI: Nogueira (35)
Sat.	Apr. 5	New York	T 2-2	24,071	0-3-2	10	2	MTL: Romero (5) Martins (59); NY: Steele (31) Luyindula (34)
Sat.	Apr. 12	Chicago	T 1-1	19,313	0-3-3	10	3	MTL: McInerney (43); CHI: Amarikwa (54)
Sat.	Apr. 19	at Sporting KC	L 0-4	20,306	0-4-3	10	3	KC: own goal (31) Collin (71) Dwyer (74,86)
Sat.	Apr. 26	Philadelphia	W 1-0	19,075	1-4-3	T9	6	MTL: Martins (14)
Sat.	May 10	Sporting KC	L 0-3	16,529	1-5-3	10	6	KC: Dwyer (18,64) Nagamura (34)
Sat.	May 17	at D.C. United	T 1-1	14,106	1-5-4	10	7	MTL: McInerney (56); DC: Johnson (84)
Sat.	May 24	at Colorado	L 1-4	17,616	1-6-4	10	7	MTL: Romero (88); COL: Powers (5,84) Hill (54) O'Neill (58)
Sat.	May 31	New England	W 2-0	18,068	2-6-4	10	10	MTL: Romero (3) McInerney (38)
Wed.	June 11	D.C. United	L 2-4	14,135	2-7-4	10	10	MTL: McInerney (12) Romero (21); DC: Silva (6,39,50+) DeLeon (23)
Wed.	June 25	at Vancouver	T 0-0	21,000	2-7-5	10	11	
Sun.	June 29	Houston	W 3-0	16,752	3-7-5	T9	14	MTL: McInerney (41,75) Di Vaio (79)
Sat.	July 5	at Chivas USA	L 0-1	4,201	3-8-5	10	14	CHV: Torres (94+)
Sat.	July 12	Sporting KC	L 1-2	17,155	3-9-5	10	14	MTL: Di Vaio (28); KC: Dwyer (4,89)
Sat.	July 19	at Columbus	L 1-2	21,112	3-10-5	10	14	MTL: Di Vaio (35); CLB: Anor (56,75)
Thu.	July 24	at Real Salt Lake	L 1-3	20,398	3-11-5	10	14	MTL: Camara (31); RSL: Mulholland (3) Garcia (70,93+)
Sun.	July 27	Portland	L 2-3	14,715	3-12-5	10	14	MTL: Romero (13) Tissot (44); POR: Urruti (34) Johnson (40) Valeri (82)
Sat.	Aug. 2	Toronto FC	L 0-2	16,665	3-13-5	10	14	TOR: Gilberto (11) Moore (54)
Sat.	Aug. 9	at Philadelphia	L 1-2	18,703	3-14-5	10	14	MTL: Tissot (79); PHI: Le Toux (12,63)
Sat.	Aug. 16	Chicago	W 1-0	17,132	4-14-5	10	17	MTL: Di Vaio (84)
Sat.	Aug. 23	at New York	L 2-4	17,891	4-15-5	10	17	MTL: Duka (37) Romero (79); NY: Henry (53,67) Wright-Phillips (74,90)
Sat.	Aug. 30	Columbus	W 2-0	15,995	5-15-5	10	20	MTL: Piatti (40,95+)
Sat.	Sept. 6	at Houston	L 2-3	18,501	5-16-5	10	20	MTL: Duka (40) Piatti (55); HOU: Barnes (30,62) Clark (65)
Wed.	Sept. 10	Los Angeles	T 2-2	13,916	5-16-6	10	21	MTL: Di Vaio (28) Piatti (43); LA: Zardes (59) Gordon (64)
Sat.	Sept. 13	at New England	L 1-2	19,665	5-17-6	10	21	MTL: Mallace (13); NE: Rowe (23) Nguyen (25)
Sat.	Sept. 20	San Jose	W 2-0	15,800	6-17-6	10	24	MTL: McInerney (81) Duka (88)
Sat.	Sept. 27	at Columbus	L 0-2	20,318	6-18-6	10	24	CLB: Finlay (2) Higuain (58)
Sun.	Oct. 5	at Chicago	T 0-0	17,915	6-18-7	10	25	
Sat.	Oct. 11	New England	T 2-2	14,389	6-18-8	10	26	MTL: Di Vaio (12,39); NE: Rowe (16) Nguyen (69)
Sat.	Oct. 18	at Toronto FC	T 1-1	18,329	6-18-9	10	27	MTL: Martins (39); TOR: Creavalle (20)
Sat.	Oct. 25	D.C. United	T 1-1	15,242	6-18-1	10	28	MTL: Di Vaio (26); DC: Espindola (86)

NON-PLAYOFF TEAMS

MONTREAL IMPACT – GAME-BY-GAME

#	Player	1	2	3	4	5	6	7	8	9	10	11	12	13	14	15	16	17	18	19	20	21	22	23	24	25	26	27	28	29	30	31	32	33	34		
1	Troy Perkins	DAL	HOU	SEA	PHI	NY	CHI	KC	PHI	KC	DC	COL	NE	DC	VAN	HOU	CHV	KC	CLB	RSL	FOR	TOR	PHI	CHI	NY	CLB	HOU	LA	NE	ST	CLB	CHI	NE	TOR	DC		
2	Nelson Rivras	2-3	0-1	0-2	1-1	2-2	1-1	0-4	1-0	0-3	1-1	1-4	2-0	2-4	0-0	3-0	0-1	1-2	1-2	1-3	2-3	0-2	1-2	1-0	2-4	2-0	2-3	2-2	1-2	2-0	0-2	0-0	2-2	1-1	1-1		
3	Eric Miller	90G	90G	90G	90G	90G	90G	90G	90G	90G	90G	90G	90G	90G	90G	90G	90G	90G	90G	90G	90G	90G	90G	90G	90G	90G	90G	90G	90G	90G	90G	90G	90G	90G	90G		
4	Gege Soriola	90D	90D	90D	90D	90D	90D	90D	1						23	90D																					
5	Jeb Brovsky	77D	90D	69D																																	
6	Hassoun Camara	90D	90D	90D	90D	45	12	90D																													
7	Felipe Martins	90M	90M	90M	87M	89M	90M	90M	89M	70M	76M	56M	85M	90M	90M	90M	71M	89M	62M	86M	39	67M	45	90M	90M	90M	90M	90M	90M	90M	90M	90M	90M	90M	90M	90M	90M
8	Patrice Bernier	72M	70M	16	18	45	90M	90M	20	90M	90M	5	90M	88M	90M	80M	90M	80M	90M	90M	90M	90M	90M	90M	90M	90M	90M	90M	90M	90M	90M	90M	90M	90M	90M	90M	
9	Marco Di Vaio						90F	90F	90F	56F	78F																										
10	Ignacio Piatti																																				
11	Dilly Duka																																				
11	Sanna Nyassi	69M																																			
13	Matteo Ferrari	90D	90D	90D	90D	90D	78D	90D																													
15	Andres Romero																																				
16	Calum Mallace	13	5																																		
17	Issey Nakajima-Farran	90M	86M	90M	74M	90M	85M	90M	56M	17M																											
18	Colten Warner																																				
19	Blake Smith																																				
21	Justin Mapp	90M	90M	90M	90M	90M	90M	45M	90M	90M	71M	23																									
22	Krzysztof Krol																																				
23	Hernan Bernardello	90M	85M	78M	90M	72M																															
24	Mechack Jerome																																				
24	Anthony Jackson-Hamel																																				
25	James Bisson																																				
26	Adrian Lopez																																				
27	Louis Beland-Goyette																																				
28	Jeremy Gagnon-Lapare																																				
29	Santiago Gonzalez	21	4	12																																	
30	Evan Bush																																				
33	Andrew Wenger	90F	90F	90F	16																																
33	Gorka Larrea																																				
34	Karl Ouimette																																				
40	Maxime Crepeau																																				
43	Zakaria Messoudi																																				
44	Heath Pearce																																				
51	Maxim Tissot																																				
55	Wandrille Lefevre																																				
98	Mamadou Danso																																				
99	Jack McInerney																																				

"00" = 100 minutes played
F/M/D/G = starting position

Played for other teams:
 Mamadou Danso played 866 minutes for POR
 Issey Nakajima-Farran played 235 minutes for TOR
 Mechack Jerome played 91 minutes for KC
 Jack McInerney played 312 minutes for PHI
 Dilly Duka played 331 minutes for CHI

NON-PLAYOFF TEAMS

MONTREAL IMPACT – GAME-BY-GAME LOG

Game #1	03/08/2014	MTL 2 at DAL 3	L	Nyassi 1 (Mapp 1)	10;	Wenger 1 (Martins 1)	65
Game #2	03/15/2014	MTL 0 at HOU 1	L				
Game #3	03/23/2014	MTL 0 vs SEA 2	L				
Game #4	03/29/2014	MTL 1 at PHI 1	T	Di Vaio 1 (Mapp 2)	80		
Game #5	04/05/2014	MTL 2 vs NY 2	T	Romero 1 (Martins 2)	5;	Felipe 1 (Mapp 3)	59
Game #6	04/12/2014	MTL 1 vs CHI 1	T	McInerney 2 (Di Vaio 1)	43		
Game #7	04/19/2014	MTL 0 at KC 4	L				
Game #8	04/26/2014	MTL 1 vs PHI 0	W	Felipe 2 (unassisted)	14		
Game #9	05/10/2014	MTL 0 vs KC 3	L				
Game #10	05/17/2014	MTL 1 at DC 1	T	McInerney 3 (Mapp 4)	56		
Game #11	05/24/2014	MTL 1 at COL 4	L	Romero 2 (Perkins 1)	88		
Game #12	05/31/2014	MTL 2 vs NE 0	W	Romero 3 (Di Vaio 2)	3;	McInerney 4 (unassisted)	38
Game #13	06/11/2014	MTL 2 vs DC 4	L	McInerney 5 (Camara 1)	12;	Romero 4 (unassisted)	21
Game #14	06/25/2014	MTL 0 at VAN 0	T				
Game #15	06/29/2014	MTL 3 vs HOU 0	W	McInerney 6 (Miller 1)	41;	McInerney 7 (Mapp 5)	75;
Game #16	07/05/2014	MTL 0 at CHV 1	L				
Game #17	07/12/2014	MTL 1 vs KC 2	L	Di Vaio 3 (Mapp 6, Bernier 1)	28		
Game #18	07/19/2014	MTL 1 at CLB 2	L	Di Vaio 4 (Mapp 7)	35		
Game #19	07/24/2014	MTL 1 at RSL 3	L	Camara 1 (Mallace 1, Krol 1)			
Game #20	07/27/2014	MTL 2 vs POR 3	L	Romero 5 (Mapp 8)	13;	Tissot 1 (Bernier 2, Martins 3)	44
Game #21	08/02/2014	MTL 0 vs TOR 2	L				
Game #22	08/09/2014	MTL 1 at PHI 2	L	Tissot 2 (Romero 1)	79		
Game #23	08/16/2014	MTL 1 vs CHI 0	W	Di Vaio 5 (unassisted)	84		
Game #24	08/23/2014	MTL 2 at NY 4	L	Duka 1 (Mallace 2)	37;	Romero 6 (Lefevre 1)	79
Game #25	08/30/2014	MTL 2 vs CLB 0	W	Piatti 1 (Martins 4)	40;	Piatti 2 (unassisted)	95+
Game #26	09/06/2014	MTL 2 at HOU 3	L	Duka 2 (Martins 5)	40;	Piatti 3 (Di Vaio 3)	55
Game #27	09/10/2014	MTL 2 vs LA 2	T	Di Vaio 6 (Duka 1, Piatti 1)	28;	Piatti 4 (Martins 6, Duka 2)	43
Game #28	09/13/2014	MTL 1 at NE 2	L	Mallace 1 (McInerney 2, Danso 1)	13		
Game #29	09/20/2014	MTL 2 vs SJ 0	W	McInerney 8 (unassisted)	81;	Duka 3 (Di Vaio 4)	88
Game #30	09/27/2014	MTL 0 at CLB 2	L				
Game #31	10/05/2014	MTL 0 at CHI 0	T	Di Vaio 7 (Mallace 3)	12;	Di Vaio 8 (Romero 2)	39
Game #32	10/11/2014	MTL 2 vs NE 2	T	Felipe 3 (Romero 3, Bernier 3)	39		
Game #33	10/18/2014	MTL 1 at TOR 1	T				
Game #34	10/25/2014	MTL 1 vs DC 1	T	Di Vaio 9 (Duka 3)	26		

NON-PLAYOFF TEAMS

MONTREAL IMPACT - CUP COMPETITIONS - GAME-BY-GAME

#	Player	CANADIAN CHAMPIONSHIP				2014/15 CONCACAF CHAMPIONS LEAGUE			
		SF1 EDM	SF2 EDM	F1 TOR	F2 TOR	Grp3 FAS	Grp3 FAS	Grp3 NY	Grp3 NY
1	Troy Perkins	1-2	4-2	1-1	1-0	1-0	3-2	1-0	1-1
2	Nelson Rivas							3D	
3	Eric Miller								
5	Teb Brovsky								
6	Hassoun Camara	90D	82D	90D	90D	90D	90D	90D	90D
7	Felipe Martins		74M	45M	30	78M	90M	12M	
8	Patrice Bernier	90M	90M	81M	90M	27	90M	90M	
9	Marco Di Vaio			90F	90F	90F	76F	82F	
10	Ignacio Piatli						90M	81M	
11	Dilly Duka						63M	89M	58M
11	Sanna Nyassi		69M	90M			45M		
13	Matteo Ferrari						90D	90D	90D
15	Andres Romero			8	88M	90M	90M	90M	77M
16	Calum Wallace		86M	9	15		45	90M	90M
17	Issey Nakajima-Farran						19		78
18	Colten Warner		90M						
19	Blake Smith		74M				69M		
21	Justin Mapp			90M	60M				
23	Hernan Bernardello		21	90M	90M				
23	Krzysztof Krol								
24	Anthony Jackson-Hamel							1	90D
26	Adrian Lopez								
28	Jérémy Gagnon-Laparé		4	16				90M	13
29	Santiago Gonzalez		16						
30	Evan Bush		90G	90G	90G	90G	90G	90G	90G
33	Gorka Larrea						90M		
34	Karl Ouimette		90D	90D	90D	90D	90D		
40	Maxime Crepeau								
43	Zakaria Messoudi		90D	90D	90D			90D	90D
44	Heath Pearce		90D	1	2	21	14	9	32
51	Maxim Tissot		90D		87	12	71D		
55	Wandrille Lefevre		90F	89F	45			8	90F
99	Jack McInerney								
CANADIAN CHAMPIONSHIP									
SF1	05/07/2014	MTL 1	at	EDMNTN 2	L	McInerney (Bernier) 56			
SF2	05/14/2014	MTL 4	vs	EDMNTN 2	W	McInerney (Mapp) 10; McInerney (Mapp) 17; Brovsky (Bernardello) 47; Bernier (penalty kick) 97+			
F1	05/28/2014	MTL 1	at	TOR	T	Mapp (unassisted) 73			
F2	06/04/2014	MTL 1	vs	TOR	W	Felipe (Di Vaio) 91+			
2014/15 CONCACAF CHAMPIONS LEAGUE									
Grp3	08/05/2014	MTL 1	vs	CFPAS	0	W	Di Vaio (Felipe) 21		
Grp3	08/20/2014	MTL 3	at	CFPAS	2	W	Romero (Di Vaio) 7; Di Vaio (Piatli) 8; Di Vaio (penalty kick) 60		
Grp3	09/17/2014	MTL 1	vs	NY	0	W	Di Vaio (Piatli) 16		
Grp3	10/23/2014	MTL 1	at	NY	1	T	McInerney (Romero) 71		



NON-PLAYOFF TEAMS

PHILADELPHIA UNION PLAYOFF HISTORY

vs. Team	No. of Series		GP	W-L-T	OT	ShO	GF	GA	Last		Series Result
	Series	W-L							Mtg.	Round	
Houston	1	0-1	2	0-2-0	0-0-0	0-0	1	3	2011	Quarterfinals	Lost 2 games to 0
TOTALS	1	0-1	2	0-2-0	0-0-0	0-0	1	3			

PHILADELPHIA UNION - ALL-TIME POSTSEASON RESULTS

DATE	OPPONENT	RESULT	ATT.	W-L-T	RD.	NOTES:
10/30/2011	Houston	L 1-2	18,539	0-1-0	QTR	PHI: Le Toux (7); HOU: Hainault (5) Carr (30)
11/03/2011	at Houston	L 0-1	24,749	0-2-0	QTR	HOU: Ching (45)

2014 PHILADELPHIA UNION STATISTICS (10-12-12, 42 pts.)

UNF	POS	PLAYER	GP	GS	MIN	G	A	SHT	SOG	FC	FS	OFF	CK	C	E
11	F	Sebastien Le Toux	29	23	2050	12	7	50	21	12	20	12	77	2	0
6	F	Conor Casey	25	18	1434	8	2	39	17	37	24	15	0	1	0
9	F	Andrew Wenger (TOT)	32	22	2120	7	4	66	27	35	22	21	0	1	1
9	F	Andrew Wenger (PHI)	28	19	1834	6	4	59	23	27	17	19	0	1	0
25	D	Sheanon Williams	24	23	2088	3	4	17	6	24	34	0	0	2	0
44	M	Danny Cruz	26	16	1352	3	2	35	16	27	23	2	0	3	0
21	M	Maurice Edu	31	31	2789	3	2	37	9	46	40	0	0	5	1
10	M	Cristian Maidana	26	23	1889	2	11	36	11	4	22	2	97	0	1
5	M	Vincent Nogueira	29	28	2498	2	3	59	14	14	43	10	19	1	0
14	D	Amobi Okugo	32	31	2798	2	2	31	7	39	20	0	0	3	1
17	F	Brian Brown	8	1	230	2	1	5	3	2	4	1	0	0	0
22	F	Leo Fernandes	13	7	697	2	1	20	7	8	15	4	10	0	0
30	M	Pedro Ribeiro	9	3	351	2	0	11	3	6	5	2	0	0	0
9	F	*Jack McInerney	4	4	312	1	1	12	5	6	5	0	0	2	0
8	M	Fred	11	3	343	1	0	8	2	13	11	0	1	0	0
27	M	Zach Pfeffer	5	1	98	1	0	2	2	4	3	1	2	0	0
33	D	Fabinho	19	19	1636	0	2	7	0	30	21	0	3	6	0
28	D	Raymon Gaddis	34	34	3051	0	2	8	2	37	27	3	1	3	0
4	D	Austin Berry	6	6	497	0	1	2	0	6	3	0	0	2	0
7	M	Brian Carroll	21	17	1467	0	1	14	2	11	6	1	0	0	0
13	M	Michael Lahoud	8	4	437	0	1	4	1	9	4	0	0	2	1
1	G	Andre Blake	1	1	90	0	0	0	0	0	0	0	0	0	0
19	M	Corben Bone	2	0	13	0	0	0	0	4	0	0	0	1	1
29	F	Antoine Hoppenot	13	1	205	0	0	3	1	2	13	4	0	0	0
18	G	Zac MacMath	29	29	2610	0	0	0	0	2	4	0	0	2	0
92	G	Rais Mbolhi	4	4	360	0	0	0	0	0	0	0	0	0	0
20	M	Jimmy McLaughlin	1	0	1	0	0	0	0	0	0	0	0	0	0
2	D	Carlos Valdes	8	8	706	0	0	2	0	10	1	0	0	1	0
12	F	Aaron Wheeler	15	8	759	0	0	6	1	21	21	0	1	0	0
15	D	Ethan White	12	12	1042	0	0	0	0	12	4	0	0	0	0
23	F	Cristhian Hernandez	0	0	0	0	0	0	0	0	0	0	0	0	0
16	D	Richard Marquez	0	0	0	0	0	0	0	0	0	0	0	0	0
		Own-goals received				1									
		Team totals	34	34	3060	51	47	467	153	413	417	76	211	37	5
		Opponent totals	34	34	3060	51	45	406	146	417	413	77	132	50	5

GAME-WINNING GOALS: Conor Casey 3, Sebastien Le Toux 2, Sheanon Williams 1, Pedro Ribeiro 1

Cristian Maidana 1, Danny Cruz 1, Fred 1

GAME-WINNING ASSISTS: Sheanon Williams 3, Andrew Wenger 2, Cristian Maidana 2, Sebastien Le Toux 2

Michael Lahoud 1, Leo Fernandes 1, Conor Casey 1

PENALTY KICK GOALS/ATTEMPTS: Sebastien Le Toux 5-5, Maurice Edu 1-1, Conor Casey 1-1

PHILADELPHIA UNION INDIVIDUAL GOALKEEPING

UNF	POS	GOALKEEPER	GP	GS	MIN	SHTS	SV	GA	GAA	PG	PA	W	L	T	SO
92	G	Rais Mbolhi	4	4	360	13	7	4	1.00	0	0	1	1	2	1
18	G	Zac MacMath	29	29	2610	125	77	45	1.55	4	7	9	10	10	5
1	G	Andre Blake	1	1	90	8	7	2	2.00	0	0	0	1	0	0
		Team totals	34	34	3060	146	91	51	1.50	4	7	10	12	12	6
		Opponent totals	34	34	3060	153	99	51	1.50	7	7	12	10	12	6

* = Played with other teams in 2014. Only Philadelphia Union statistics listed here.

PHILADELPHIA UNION 2014 SCHEDULE - REGULAR SEASON TOTALS

DAY	DATE	OPPONENT	RESULT	ATT.	W-L-T	POS.	PTS	NOTES:
Sat.	Mar. 8	at Portland	T 1-1	20,814	0-0-1	3	1	PHI: McInerney (64); POR: Fernandez (94+)
Sat.	Mar. 15	New England	W 1-0	18,651	1-0-1	2	4	PHI: Le Toux (31)
Sat.	Mar. 22	at Columbus	L 1-2	17,517	1-1-1	T4	4	PHI: Fernandes (62); CLB: Anor (24,47+)
Sat.	Mar. 29	Montreal	T 1-1	15,691	1-1-2	5	5	PHI: Nogueira (35); MTL: Di Vaio (80)
Sat.	Apr. 5	at Chicago	T 2-2	12,699	1-1-3	T4	6	PHI: Edu (32) Fernandes (39); CHI: Magee (16) Anangono (86)
Sat.	Apr. 12	Real Salt Lake	T 2-2	18,015	1-1-4	T4	7	PHI: Wenger (55) Edu (90); RSL: Mulholland (6) Beckerman (85)
Wed.	Apr. 16	at New York	L 1-2	14,768	1-2-4	T4	7	PHI: Le Toux (80); NY: Henry (57) Sam (67)
Sat.	Apr. 19	Houston	T 0-0	17,301	1-2-5	T4	8	
Sat.	Apr. 26	at Montreal	L 0-1	19,075	1-3-5	7	8	MTL: Martins (14)
Sat.	May 3	at Seattle	L 1-2	38,516	1-4-5	8	8	PHI: own goal (13); SEA: Martins (61) Marshall (84)
Sat.	May 10	D.C. United	L 0-1	18,522	1-5-5	9	8	DC: Rolfe (6)
Wed.	May 14	at Sporting KC	W 2-1	19,073	2-5-5	7	11	PHI: Cruz (49) Maidana (81); KC: Dwyer (80)
Sat.	May 17	New England	L 3-5	18,812	2-6-5	8	11	PHI: Nogueira (36) Williams (76) Le Toux (92+); NE: Soares (13) Fagundez (26) Nguyen (49) Tierney (57) Mullins (67)
Sun.	May 25	at Los Angeles	L 1-4	21,010	2-7-5	9	11	PHI: Edu (88); LA: Leonardo (2) Donovan (49,81) Keane (64)
Sat.	May 31	at Chivas USA	W 3-0	5,231	3-7-5	8	14	PHI: Casey (28,66) Maidana (76)
Sat.	June 7	Vancouver	T 3-3	18,843	3-7-6	T7	15	PHI: Casey (63,71) Le Toux (68); VAN: Hurtado (18) Mezquida (41) Morales (81)
Sat.	June 28	at New England	W 3-1	16,483	4-7-6	T6	18	PHI: Le Toux (42,78) Cruz (69); NE: Sene (73)
Fri.	July 4	at FC Dallas	L 1-2	21,182	4-8-6	T7	18	PHI: Okugo (43); DAL: Akindele (26) own goal (49)
Sat.	July 12	Colorado	T 3-3	18,679	4-8-7	T7	19	PHI: Casey (16) Williams (31) Wenger (74); COL: Serna (18) Powers (79) Brown (86)
Wed.	July 16	New York	W 3-1	18,541	5-8-7	6	22	PHI: Casey (9) Fred (51) Le Toux (69); NY: Wright-Phillips (60)
Sat.	July 19	at Chicago	T 1-1	17,460	5-8-8	T5	23	PHI: Le Toux (91+); CHI: Larentowicz (60)
Fri.	Aug. 1	at Sporting KC	T 1-1	21,318	5-8-9	7	24	PHI: Brown (71); KC: Zusi (54)
Sat.	Aug. 9	Montreal	W 2-1	18,703	6-8-9	T5	27	PHI: Le Toux (12,63); MTL: Tissot (79)
Fri.	Aug. 15	at Houston	L 0-2	20,283	6-9-9	T5	27	HOU: Bruin (51) own goal (90)
Sun.	Aug. 24	San Jose	W 4-2	17,421	7-9-9	T6	30	PHI: Wenger (10,79) Le Toux (14) Williams (72); SJ: Cronin (59) Wondolowski (70)
Wed.	Sept. 3	Toronto FC	W 1-0	15,238	8-9-9	T4	33	PHI: Casey (55)
Sat.	Sept. 6	at Toronto FC	W 2-0	22,591	9-9-9	T3	36	PHI: Casey (8) Wenger (44)
Sat.	Sept. 13	New York	T 2-2	18,091	9-9-10	T5	37	PHI: Ribeiro (41) Le Toux (92+); NY: Luyindula (37) Henry (40)
Sat.	Sept. 20	Houston	T 0-0	18,462	9-9-11	6	38	
Sat.	Sept. 27	at D.C. United	L 0-1	19,478	9-10-1	7	38	DC: Silva (10)
Thu.	Oct. 2	Chicago	T 1-1	14,838	9-10-1	7	39	PHI: Okugo (88); CHI: Earnshaw (92+)
Sat.	Oct. 11	Columbus	L 2-3	15,849	9-11-1	T7	39	PHI: Cruz (68) Wenger (75); CLB: Finlay (78) Meram (79) Arrieta (82)
Sat.	Oct. 18	Sporting KC	W 2-1	18,073	10-11-1	6	42	PHI: Brown (45) Ribeiro (71); KC: Dwyer (54)
Sun.	Oct. 26	at Columbus	L 1-2	16,892	10-12-1	6	42	PHI: Pfeffer (85); CLB: Arrieta (13) Anor (90)

NON-PLAYOFF TEAMS

PHILADELPHIA UNION – GAME-BY-GAME

#	Player	1	2	3	4	5	6	7	8	9	10	11	12	13	14	15	16	17	18	19	20	21	22	23	24	25	26	27	28	29	30	31	32	33	34	
1	Andre Blake	1-1	1-0	1-2	1-1	2-2	2-2	1-2	0-0	0-1	1-2	0-1	2-1	3-5	1-4	3-0	3-3	3-1	1-2	3-3	3-1	1-1	1-1	2-1	0-2	4-2	1-0	2-0	2-2	0-0	0-1	1-1	2-3	2-1	1-2	
2	Carlos Valdes																																			
4	Austin Berry																																			
5	Vincent Nogueira																																			
6	Conor Casey																																			
7	Brian Carroll																																			
8	Fred																																			
9	Andrew Wenger																																			
9	Jack McInerney																																			
10	Cristian Maidana																																			
11	Sebastien Le Toux																																			
12	Aaron Wheeler																																			
13	Michael Lahoud																																			
14	Amobi Okugo																																			
15	Ethan White																																			
16	Richard Marquez																																			
17	Brian Brown																																			
18	Zac MacMath																																			
19	Corben Bone																																			
20	Jimmy McLaughlin																																			
21	Maurice Edu																																			
22	Leo Fernandes																																			
23	Cristhian Hernandez																																			
25	Sheanon Williams																																			
26	Keon Daniel																																			
27	Zach Pfeffer																																			
28	Raymon Gaddis																																			
29	Antoine Hoppenot																																			
30	Pedro Ribeiro																																			
33	Fabinho																																			
44	Danny Cruz																																			
92	Rais Mbolhi																																			
99	Brian Holt																																			

"00" = 100 minutes played
F/M/D/G = starting position

Played for other teams:
Andrew Wenger played 286 minutes for MTL

NON-PLAYOFF TEAMS

PHILADELPHIA UNION – GAME-BY-GAME LOG

Game #1	03/08/2014	PHI 1 at POR 1	T	McInerney 1 (Edu 1, Maidana 1)	64				
Game #2	03/15/2014	PHI 1 vs NE 0	W	Le Toux 1 (Fernandes 1)	31				
Game #3	03/22/2014	PHI 1 at CLB 2	L	Fernandes 1 (Le Toux 1)	62				
Game #4	03/29/2014	PHI 1 vs MTL 1	T	Nogueira 1 (McInerney 1, Carroll 1)	35				
Game #5	04/05/2014	PHI 2 at CHI 2	T	Edu 1 (unassisted)	32; Fernandes 2 (unassisted)	39			
Game #6	04/12/2014	PHI 2 vs RSL 2	T	Wenger 2 (Nogueira 1)	55; Edu 2 (Maidana 2)	90			
Game #7	04/16/2014	PHI 1 at NY 2	L	Le Toux 2 (penalty kick)	80				
Game #8	04/19/2014	PHI 0 vs HOU 0	T						
Game #9	04/26/2014	PHI 0 at MTL 1	L						
Game #10	05/03/2014	PHI 1 at SEA 2	L	own goal (Evans)	13				
Game #11	05/10/2014	PHI 0 vs DC 1	L						
Game #12	05/14/2014	PHI 2 at KC 1	W	Cruz 1 (unassisted)	49; Maidana 1 (Wenger 1)	81			
Game #13	05/17/2014	PHI 3 vs NE 5	L	Nogueira 2 (Cruz 1)	36; Williams 1 (Berry 1, Le Toux 2)	76; Le Toux 3 (penalty kick)	92+		
Game #14	05/25/2014	PHI 1 at LA 4	L	Edu 3 (penalty kick)	88				
Game #15	05/31/2014	PHI 3 at CHV 0	W	Casey 1 (penalty kick)	28; Casey 2 (Maidana 3, Edu 2)	66; Maidana 2 (Nogueira 2)	76		
Game #16	06/07/2014	PHI 3 vs VAN 3	T	Casey 3 (Maidana 4, Fabinho 1)	63; Le Toux 4 (Nogueira 3, Maidana 5)	68; Casey 4 (Maidana 6)	71		
Game #17	06/28/2014	PHI 3 at NE 1	W	Le Toux 5 (unassisted)	42; Cruz 2 (Lahoud 1)	69; Le Toux 6 (Wenger 2)	78		
Game #18	07/04/2014	PHI 1 at DAL 2	L	Okugo 1 (Maidana 7)	43				
Game #19	07/12/2014	PHI 3 vs COL 3	T	Casey 5 (Gaddis 1)	16; Williams 2 (Maidana 8)	31; Wenger 3 (unassisted)	74		
Game #20	07/16/2014	PHI 3 vs NY 1	W	Casey 6 (Wenger 3)	9; Fred 1 (Casey 1, Williams 1)	51; Le Toux 7 (penalty kick)	69		
Game #21	07/19/2014	PHI 1 at CHI 1	T	Le Toux 8 (penalty kick)	91+				
Game #22	08/01/2014	PHI 1 at KC 1	T	Brown 1 (Gaddis 2)	71				
Game #23	08/09/2014	PHI 2 vs MTL 1	W	Le Toux 9 (unassisted)	12; Le Toux 10 (Wenger 4)	63			
Game #24	08/15/2014	PHI 0 at HOU 2	L						
Game #25	08/24/2014	PHI 4 vs SJ 2	W	Wenger 4 (Le Toux 3, Casey 2)	10; Le Toux 11 (unassisted)	14; Williams 3 (Le Toux 4)	72; Wenger 5 (Le Toux 5)	79	
Game #26	09/03/2014	PHI 1 vs TOR 0	W	Casey 7 (Le Toux 6, Maidana 9)	55				
Game #27	09/06/2014	PHI 2 at TOR 0	W	Casey 8 (Williams 2)	8; Wenger 6 (Williams 3)	44			
Game #28	09/13/2014	PHI 2 vs NY 2	T	Ribeiro 1 (unassisted)	41; Le Toux 12 (penalty kick)	92+			
Game #29	09/20/2014	PHI 0 vs HOU 0	T						
Game #30	09/27/2014	PHI 0 at DC 1	L	Okugo 2 (Brown 1, Cruz 2)	88				
Game #31	10/02/2014	PHI 1 vs CHI 1	T						
Game #32	10/11/2014	PHI 2 vs CLB 3	L	Brown 2 (Okugo 1, Fabinho 2)	68; Wenger 7 (unassisted)	75			
Game #33	10/18/2014	PHI 2 vs KC 1	W	Brown 2 (Maidana 10)	45; Ribeiro 2 (Maidana 11, Williams 4)	71			
Game #34	10/26/2014	PHI 1 at CLB 2	L	Pfeffer 1 (Okugo 2, Le Toux 7)	85				

PHILADELPHIA UNION – CUP COMPETITIONS – GAME-BY-GAME

NON-PLAYOFF TEAMS

#	Player	U.S. OPEN CUP					
		4R HRBG	5R COSM	QF NE	SF DAL	F SEA	
1	Andre Blake	120G	120G				
2	Carlos Valdes						120D
4	Austin Berry						
5	Vincent Nogueira	81M			120M	120M	
6	Conor Casey			62F	67F	78F	
7	Brian Carroll	69M	120M	90M			
8	Fred			2		15	
9	Andrew Wenger	120F	81F	8	90F	81F	
10	Cristian Maidana	120M	116M	88M	22	120M	
11	Sebastien Le Toux	43	120M	90M	98M	120M	
12	Aaron Wheeler			28			
13	Michael Lahoud		4		120M		
14	Amobi Okugo		120M	90M	120M		
15	Ethan White				120D	120D	
16	Richard Marquez						
17	Brian Brown						
18	Zac MacMath			90G	120G	120G	
19	Corben Bone						
20	Jimmy McLaughlin						
21	Maurice Edu	120D	120D	90D	120D	120M	
22	Leo Fernandes	51	51				
23	Cristhian Hernandez						
25	Sheanon Williams	120D	120D	90D	120D	105D	
26	Keon Daniel						
27	Zach Pfeffer						
28	Raymon Gaddis	120D	120D	90D	120D	120D	
29	Antoine Hoppenot	39	39				
30	Pedro Ribeiro					42	
33	Fabinho	120D	120D	90D			
44	Danny Cruz	57M	69M	82M		30	39
99	Brian Holt						
U.S. OPEN CUP							
4R	06/14/2014	PHI 3 vs HARBURG	1	W (OT)	Edu (Le Toux) 89; Wenger (Le Toux) 110; Wenger 117		
5R	06/24/2014	PHI 2 vs COSMOS	1	W (OT)	Le Toux (Wenger) 57; Le Toux (penalty kick) 114		
QF	07/08/2014	PHI 2 vs NE	0	W	Casey (Williams) 9; Le Toux (unassisted) 47		
SF	08/12/2014	PHI 1 at DAL	1	W (4-3 pen)	Okugo (Le Toux) 47		
F	09/16/2014	PHI 1 vs SEA	3	L (OT)	Edu (Maidana) 38		



NON-PLAYOFF TEAMS

PORTLAND TIMBERS PLAYOFF HISTORY

vs. Team	No. of Series	Series W-L	GP	W-L-T	OT	ShO	GF	GA	Last Mtg.	Round	Series Result
Real Salt Lake	1	0-1	2	0-2-0	0-0-0	0-0	2	5	2013	Semifinals	Lost 2 games to 0
Seattle	1	1-0	2	2-0-0	0-0-0	0-0	5	3	2013	Quarterfinals	Won 2 games to 0
TOTALS	2	1-1	4	2-2-0	0-0-0	0-0	7	8			

PORTLAND TIMBERS – ALL-TIME POSTSEASON RESULTS

DATE	OPPONENT	RESULT	ATT.	W-L-T	RD.	NOTES:
11/02/2013	at Seattle	W 2-1	38,507	1-0-0	QTR	POR: R. Johnson (15) Nagbe (67); SEA: Alonso (90)
11/07/2013	Seattle	W 3-2	20,674	2-0-0	QTR	POR: W. Johnson (29) Valeri (44) Danso (47); SEA: Yedlin (74) Johnson (76)
11/10/2013	at Real Salt Lake	L 2-4	17,333	2-1-0	SEM	POR: W. Johnson (14) Piquionne (94+); RSL: Schuler (35) Findley (41) Sandoval (48) Morales (82)
11/24/2013	Real Salt Lake	L 0-1	20,674	2-2-0	SEM	RSL: Findley (29)

2014 PORTLAND TIMBERS STATISTICS (12-9-13, 49 pts.)

UNF	POS	PLAYER	GP	GS	MIN	G	A	SHT	SOG	FC	FS	OFF	CK	C	E
8	M	Diego Valeri	33	32	2763	11	14	104	42	24	45	7	124	6	0
37	F	Maximiliano Urruti	30	12	1181	10	2	47	15	27	21	22	0	1	0
9	F	Fanendo Adi	24	18	1512	9	4	53	24	27	41	23	0	1	0
10	F	Gaston Fernandez	32	17	1562	7	2	37	17	23	43	10	19	3	0
4	M	Will Johnson	29	29	2526	6	2	59	21	25	43	3	30	4	0
22	M	Rodney Wallace	17	12	1058	5	1	24	11	25	12	6	0	2	0
21	M	Diego Chara	31	31	2745	2	5	9	5	83	52	1	0	8	0
2	D	Alvas Powell	15	11	1052	2	2	14	7	21	10	1	0	1	1
24	D	Liam Ridgewell	15	15	1350	2	1	10	4	16	14	2	0	3	0
6	F	Darlington Nagbe	32	30	2681	1	7	42	17	13	93	4	1	0	0
19	M	Jorge Villafana	19	17	1577	1	2	4	1	23	20	1	0	1	0
11	M	Kalif Alhassan	15	5	590	1	1	14	4	6	15	0	0	1	0
98	D	*Mamadou Danso	10	9	866	1	0	7	1	11	5	2	0	1	0
44	D	Pa Modou Kah	20	20	1744	1	0	5	1	23	17	1	0	5	0
7	M	Steve Zakuani	17	9	739	0	3	19	3	4	14	9	0	0	0
5	D	Michael Harrington	25	21	1749	0	2	3	0	22	7	0	0	1	1
13	D	Jack Jewsbury	19	16	1428	0	2	6	2	17	11	2	0	1	0
31	D	Rauwshan McKenzie	7	6	496	0	0	2	0	8	6	0	0	2	0
17	M	Michael Nanchhoff	3	1	85	0	0	4	2	2	2	1	2	0	0
25	D	Danny O'Rourke	12	10	975	0	0	1	0	12	11	0	0	2	0
23	D	Norberto Papparatto	13	12	1049	0	0	13	4	16	9	0	0	6	0
9	F	Frederic Piquionne	3	0	13	0	0	1	0	1	0	0	0	0	0
1	G	Donovan Ricketts	32	32	2861	0	0	0	0	2	6	0	0	0	1
33	G	Andrew Weber	3	2	198	0	0	0	0	1	0	0	0	1	0
14	M	Ben Zemanski	13	7	734	0	0	10	2	19	5	1	0	2	0
15	M	Steven Evans	0	0	0	0	0	0	0	0	0	0	0	0	0
26	M	George Fochive	0	0	0	0	0	0	0	0	0	0	0	0	0
16	D	Bryan Gallego	0	0	0	0	0	0	0	0	0	0	0	0	0
90	G	Jake Gleeson	0	0	0	0	0	0	0	0	0	0	0	0	0
20	D	Taylor Peay	0	0	0	0	0	0	0	0	0	0	0	0	0
12	F	Schillo Tshuma	0	0	0	0	0	0	0	0	0	0	0	0	0
		Own-goals received				2									
		Team totals	34	34	3060	61	50	488	183	451	526	96	176	52	3
		Opponent totals	34	34	3060	52	48	469	167	526	451	52	179	71	8

GAME-WINNING GOALS: Diego Valeri 4, Rodney Wallace 2, Maximiliano Urruti 2, Fanendo Adi 2
 Alvas Powell 1, Darlington Nagbe 1
 GAME-WINNING ASSISTS: Diego Chara 3, Jorge Villafana 2, Darlington Nagbe 2, Diego Valeri 1
 Liam Ridgewell 1, Gaston Fernandez 1
 PENALTY KICK GOALS/ATTEMPTS: Will Johnson 3-3, Diego Valeri 1-1

PORTLAND TIMBERS INDIVIDUAL GOALKEEPING

UNF	POS	GOALKEEPER	GP	GS	MIN	SHTS	SV	GA	GAA	PG	PA	W	L	T	SO
1	G	Donovan Ricketts	32	32	2861	151	105	44	1.38	7	7	12	7	12	7
33	G	Andrew Weber	3	2	198	16	8	8	3.64	2	3	0	2	1	0
		Team totals	34	34	3060	167	113	52	1.53	9	10	12	9	13	7
		Opponent totals	34	34	3060	183	120	61	1.79	4	4	9	12	13	5

* = Played with other teams in 2014. Only Portland Timbers statistics listed here.



NON-PLAYOFF TEAMS

PORTLAND TIMBERS 2014 SCHEDULE

DAY	DATE	OPPONENT	RESULT	ATT.	W-L-T	POS.	PTS	NOTES:
Sat.	Mar. 8	Philadelphia	T 1-1	20,814	0-0-1	5	1	POR: Fernandez (94+); PHI: McInerney (64)
Sun.	Mar. 16	Chicago	T 1-1	20,814	0-0-2	6	2	POR: Fernandez (79); CHI: Larentowicz (19)
Sat.	Mar. 22	at Colorado	L 0-2	15,135	0-1-2	7	2	COL: Sanchez (73) Brown (75)
Sat.	Mar. 29	at FC Dallas	L 1-2	16,045	0-2-2	7	2	POR: own goal (66); DAL: Perez (48+) Diaz (84)
Sat.	Apr. 5	Seattle	T 4-4	20,814	0-2-3	7	3	POR: Chara (9,55) Valeri (14) Urruti (57); SEA: Cooper (3) Dempsey (24,85,87)
Sat.	Apr. 12	Chivas USA	T 1-1	20,814	0-2-4	8	4	POR: Johnson (7); CHV: Torres (79)
Sat.	Apr. 19	at Real Salt Lake	L 0-1	20,496	0-3-4	8	4	RSL: Grabavoy (78)
Sun.	Apr. 27	at Houston	T 1-1	20,558	0-3-5	9	5	POR: Fernandez (33); HOU: Bruin (16)
Sat.	May 3	D.C. United	W 3-2	20,814	1-3-5	T6	8	POR: Fernandez (0:35) Danso (38) Urruti (94+); DC: Arnaud (21) own goal (78)
Sun.	May 11	Los Angeles	T 1-1	20,814	1-3-6	T7	9	POR: Valeri (95+); LA: Keane (92+)
Sat.	May 17	Columbus	T 3-3	20,814	1-3-7	T6	10	POR: Urruti (5) Johnson (80) Fernandez (85); CLB: Higuain (14,50+) Finlay (81)
Sat.	May 24	at New York	W 2-1	19,513	2-3-7	6	13	POR: Urruti (45,74); NY: Wright-Phillips (36)
Wed.	May 28	at Chivas USA	W 2-0	3,702	3-3-7	6	16	POR: Adi (65,71)
Sun.	June 1	Vancouver	L 3-4	20,814	3-4-7	T6	16	POR: Urruti (3) Fernandez (77) Johnson (86); VAN: Morales (16,26) Hurtado (49+) Harvey (49)
Sat.	June 7	at Real Salt Lake	W 3-1	20,481	4-4-7	6	19	POR: Adi (36,45) Johnson (73); RSL: Mulholland (23)
Wed.	June 11	FC Dallas	T 2-2	20,814	4-4-8	6	20	POR: Johnson (79) Kah (94+); DAL: Castillo (27) Perez (39)
Fri.	June 27	Sporting KC	L 0-1	20,814	4-5-8	6	20	KC: Olum (24)
Fri.	July 4	at Los Angeles	T 2-2	27,000	4-5-9	T6	21	POR: Valeri (67) Villafana (70); LA: Sarvas (65) own goal (86)
Sun.	July 13	at Seattle	L 0-2	64,207	4-6-9	8	21	SEA: Dempsey (71) Pappa (86)
Fri.	July 18	Colorado	W 2-1	20,814	5-6-9	7	24	POR: Urruti (72) Valeri (77); COL: Brown (16)
Sun.	July 27	at Montreal	W 3-2	14,715	6-6-9	T6	27	POR: Urruti (34) Johnson (40) Valeri (82); MTL: Romero (13) Tissot (44)
Sat.	Aug. 2	at Los Angeles	L 1-3	20,089	6-7-9	7	27	POR: Valeri (14); LA: Zardes (48+) Keane (73,85)
Sat.	Aug. 9	Chivas USA	W 2-0	20,814	7-7-9	T5	30	POR: Valeri (10) Wallace (39)
Sat.	Aug. 16	at New England	T 1-1	16,409	7-7-10	6	31	POR: Ridgewell (65); NE: Davies (27)
Sun.	Aug. 24	Seattle	L 2-4	20,814	7-8-10	6	31	POR: Adi (73,91+); SEA: Martins (18,76) Dempsey (34) Barrett (70)
Sat.	Aug. 30	at Vancouver	W 3-0	21,000	8-8-10	5	34	POR: Powell (51) Urruti (75) Wallace (79)
Sun.	Sept. 7	San Jose	T 3-3	20,184	8-8-11	5	35	POR: Powell (54) Ridgewell (74) Alhassan (86); SJ: Wondolowski (21,85) Cato (48)
Sat.	Sept. 13	at Colorado	T 2-2	15,984	8-8-12	6	36	POR: Valeri (43) Fernandez (76); COL: Powers (48) Brown (66)
Sat.	Sept. 20	Vancouver	W 3-0	20,814	9-8-12	5	39	POR: Valeri (28) Adi (66,69)
Sat.	Sept. 27	at Toronto FC	L 2-3	22,591	9-9-12	6	39	POR: Adi (13) own goal (16); TOR: Hagglund (62,70) Bradley (89)
Sat.	Oct. 4	at San Jose	W 2-1	10,525	10-9-12	6	42	POR: Wallace (71,74); SJ: Wondolowski (56)
Wed.	Oct. 8	San Jose	W 3-0	20,814	11-9-12	5	45	POR: Wallace (41) Valeri (51,73)
Fri.	Oct. 17	Real Salt Lake	T 0-0	20,814	11-9-13	T5	46	
Sat.	Oct. 25	at FC Dallas	W 2-0	17,231	12-9-13	6	49	POR: Nagbe (43) Urruti (82)

NON-PLAYOFF TEAMS

PORTLAND TIMBERS – GAME-BY-GAME

#	Player	1	2	3	4	5	6	7	8	9	10	11	12	13	14	15	16	17	18	19	20	21	22	23	24	25	26	27	28	29	30	31	32	33	34							
1	Donovan Ricketts	PHI	CHI	COL	DAL	SEA	CHV	RSL	HOU	DC	LA	CLB	NY	CHV	VAN	RSL	DAL	KC	LA	SEA	COL	MTL	LA	CHV	NE	SEA	VAN	ST	COL	VAN	TOR	ST	ST	RSL	DAL							
2	Alvas Powell	1-1	1-1	0-2	1-2	4-4	1-1	0-1	1-1	3-2	1-1	3-3	2-1	2-0	3-4	3-1	2-2	0-1	2-2	0-2	2-1	3-2	1-3	2-0	1-1	2-4	3-0	3-3	2-2	3-0	2-3	2-1	3-0	0-0	2-0							
3	Will Johnson	90G	90G	71G	90G	90G	71G	90G	90G	90G	90G	90G	90G	90G	90G	90G	90G	90G	90G	90G	90G	90G	90G	90G	90G	90G	90G	90G	90G	90G	90G	90G	90G	90G	90G	90G						
4	Michael Harrington	11	45	90D	90D	11	45	90D	90D	7	85	34D	11	45	90D	90D	7	85	34D	11	45	90D	90D	7	85	34D	11	45	90D	90D	7	85	34D	11	45	90D	90D					
5	Darlington Naebe	90M	90M	90M	90M	90M	90M	90M	90M	90M	90M	90M	90M	90M	90M	90M	90M	90M	90M	90M	90M	90M	90M	90M	90M	90M	90M	90M	90M	90M	90M	90M	90M	90M	90M	90M						
6	Steve Zakrani	90F	90F	90F	45F	85F	90F	90M	87M	90M	90M	90M	90M	90M	90M	90M	90M	90M	90M	90M	90M	90M	90M	90M	90M	90M	90M	90M	90M	90M	90M	90M	90M	90M	90M	90M						
7	Diego Valeri	5	29	65F	90M	86M	72M	90M	90M	90M	61M	69M	90M	90M	90M	89M	90M	90M	89M	90M	90M	89M	90M	90M	90M	90M	90M	90M	90M	90M	90M	90M	90M	90M	90M	90M						
8	Fanendo Adi	90M	86M	72M	90M	90M	90M	90M	61M	69M	90M	90M	90M	90M	90M	89M	90M	90M	89M	90M	90M	90M	90M	90M	90M	90M	90M	90M	90M	90M	90M	90M	90M	90M	90M	90M						
9	Frederic Piquionne	4	28	29	90F	90F	76F	15	1	68M	24	68M	30	25	74F	16	29	86M	25M	78M	78M	67M	61M	15	3	9	81M	11	8	45												
10	Gaston Fernandez	90F	90F	90F	62F	28	29	90F	90F	76F	15	1	68M	24	68M	30	25	74F	16	29	86M	25M	78M	78M	67M	61M	15	3	9	81M	11	8	45									
11	Kalif Alhassan	17	28	90F	62F	77M	76M	21	2	90M	13	2	8	7	65	29	5	90M	13	2	8	7	65	29	5																	
12	Schillio Tshuma	85D	90D	79D	87D	5	83D	90D	83D	90D	90D	90D	90D	90D	90D	90D	90D	90D	90D	90D	90D	90D	90D	90D	90D	90D	90D	90D	90D	90D	90D	90D	90D	90D	90D	90D						
13	Jack Jewsbury	85D	90D	79D	87D	5	83D	90D	83D	90D	90D	90D	90D	90D	90D	90D	90D	90D	90D	90D	90D	90D	90D	90D	90D	90D	90D	90D	90D	90D	90D	90D	90D	90D	90D	90D						
14	Ben Zemanski	85D	90D	79D	87D	5	83D	90D	83D	90D	90D	90D	90D	90D	90D	90D	90D	90D	90D	90D	90D	90D	90D	90D	90D	90D	90D	90D	90D	90D	90D	90D	90D	90D	90D	90D						
15	Steven Evans	85D	90D	79D	87D	5	83D	90D	83D	90D	90D	90D	90D	90D	90D	90D	90D	90D	90D	90D	90D	90D	90D	90D	90D	90D	90D	90D	90D	90D	90D	90D	90D	90D	90D	90D						
16	Bryan Gallego	85D	90D	79D	87D	5	83D	90D	83D	90D	90D	90D	90D	90D	90D	90D	90D	90D	90D	90D	90D	90D	90D	90D	90D	90D	90D	90D	90D	90D	90D	90D	90D	90D	90D	90D						
17	Michael Nanchoff	85D	90D	79D	87D	5	83D	90D	83D	90D	90D	90D	90D	90D	90D	90D	90D	90D	90D	90D	90D	90D	90D	90D	90D	90D	90D	90D	90D	90D	90D	90D	90D	90D	90D	90D						
18	Jorge Villafana	85D	90D	79D	87D	5	83D	90D	83D	90D	90D	90D	90D	90D	90D	90D	90D	90D	90D	90D	90D	90D	90D	90D	90D	90D	90D	90D	90D	90D	90D	90D	90D	90D	90D	90D						
19	Taylor Peay	85D	90D	79D	87D	5	83D	90D	83D	90D	90D	90D	90D	90D	90D	90D	90D	90D	90D	90D	90D	90D	90D	90D	90D	90D	90D	90D	90D	90D	90D	90D	90D	90D	90D	90D						
20	Diego Chara	90M	90M	90M	90M	90M	90M	90M	90M	90M	90M	90M	90M	90M	90M	90M	90M	90M	90M	90M	90M	90M	90M	90M	90M	90M	90M	90M	90M	90M	90M	90M	90M	90M	90M	90M						
21	Rodney Wallace	90M	90M	90M	90M	90M	90M	90M	90M	90M	90M	90M	90M	90M	90M	90M	90M	90M	90M	90M	90M	90M	90M	90M	90M	90M	90M	90M	90M	90M	90M	90M	90M	90M	90M	90M						
22	Norberto Papatatto	90D	90D	90D	90D	11	78D	60D	90D	90D	90D	90D	90D	90D	90D	90D	90D	90D	90D	90D	90D	90D	90D	90D	90D	90D	90D	90D	90D	90D	90D	90D	90D	90D	90D	90D	90D					
23	Aaron Long	90D	90D	90D	90D	11	78D	60D	90D	90D	90D	90D	90D	90D	90D	90D	90D	90D	90D	90D	90D	90D	90D	90D	90D	90D	90D	90D	90D	90D	90D	90D	90D	90D	90D	90D	90D					
24	Liam Ridgwell	90D	90D	90D	90D	11	78D	60D	90D	90D	90D	90D	90D	90D	90D	90D	90D	90D	90D	90D	90D	90D	90D	90D	90D	90D	90D	90D	90D	90D	90D	90D	90D	90D	90D	90D	90D					
25	Danny O'Rourke	90D	90D	90D	90D	11	78D	60D	90D	90D	90D	90D	90D	90D	90D	90D	90D	90D	90D	90D	90D	90D	90D	90D	90D	90D	90D	90D	90D	90D	90D	90D	90D	90D	90D	90D	90D					
26	George Fochive	90D	90D	90D	90D	11	78D	60D	90D	90D	90D	90D	90D	90D	90D	90D	90D	90D	90D	90D	90D	90D	90D	90D	90D	90D	90D	90D	90D	90D	90D	90D	90D	90D	90D	90D	90D					
27	Raushan McKenzie	90D	90D	90D	90D	11	78D	60D	90D	90D	90D	90D	90D	90D	90D	90D	90D	90D	90D	90D	90D	90D	90D	90D	90D	90D	90D	90D	90D	90D	90D	90D	90D	90D	90D	90D	90D					
28	Andrew Weber	90D	90D	90D	90D	11	78D	60D	90D	90D	90D	90D	90D	90D	90D	90D	90D	90D	90D	90D	90D	90D	90D	90D	90D	90D	90D	90D	90D	90D	90D	90D	90D	90D	90D	90D	90D					
29	Maximiliano Urruti	90D	90D	90D	90D	11	78D	60D	90D	90D	90D	90D	90D	90D	90D	90D	90D	90D	90D	90D	90D	90D	90D	90D	90D	90D	90D	90D	90D	90D	90D	90D	90D	90D	90D	90D	90D					
30	Pa Modou Kah	90D	90D	90D	90D	11	78D	60D	90D	90D	90D	90D	90D	90D	90D	90D	90D	90D	90D	90D	90D	90D	90D	90D	90D	90D	90D	90D	90D	90D	90D	90D	90D	90D	90D	90D	90D					
31	Take Gleeson	90D	90D	90D	90D	11	78D	60D	90D	90D	90D	90D	90D	90D	90D	90D	90D	90D	90D	90D	90D	90D	90D	90D	90D	90D	90D	90D	90D	90D	90D	90D	90D	90D	90D	90D	90D					
32	Mamadou Danso	90D	90D	90D	90D	11	78D	60D	90D	90D	90D	90D	90D	90D	90D	90D	90D	90D	90D	90D	90D	90D	90D	90D	90D	90D	90D	90D	90D	90D	90D	90D	90D	90D	90D	90D	90D					
33	18	90G	90G	18	90G	90G	18	90G	90G	18	90G	90G	18	90G	90G	18	90G	90G	18	90G	90G	18	90G	90G	18	90G	90G	18	90G	90G	18	90G	90G	18	90G	90G	18	90G	90G			
34	73F	61F	25	90F	84F	90F	90F	21	7	14	36F	84F	66F	8	8	90D	90D	73F	61F	25	90F	84F	90F	90F	21	7	14	36F	84F	66F	8	8	90D	90D								
35	34D	90D	90D	90D	90D	90D	90D	90D	90D	90D	90D	90D	90D	90D	90D	90D	90D	34D	90D	90D	90D	90D	90D	90D	90D	90D	90D	90D	90D	90D	90D	90D	90D	90D	90D							
36	56	90D	90D	56	90D	90D	56	90D	90D	56	90D	90D	56	90D	90D	56	90D	90D	56	90D	90D	56	90D	90D	56	90D	90D	56	90D	90D	56	90D	90D	56	90D	90D	56	90D	90D	56	90D	90D

"00" = 100 minutes played
F/M/D/G = starting position

NON-PLAYOFF TEAMS

PORTLAND TIMBERS – GAME-BY-GAME LOG

Game #1	03/08/2014	POR 1 vs PHI 1	T
Game #2	03/16/2014	POR 1 vs CHI 1	T
Game #3	03/22/2014	POR 0 at COL 2	L
Game #4	03/29/2014	POR 1 at DAL 2	L
Game #5	04/05/2014	POR 4 vs SEA 4	T
Game #6	04/12/2014	POR 1 vs CHV 1	T
Game #7	04/19/2014	POR 0 at RSL 1	L
Game #8	04/27/2014	POR 1 at HOU 1	T
Game #9	05/03/2014	POR 3 vs DC 2	W
Game #10	05/11/2014	POR 1 vs LA 1	T
Game #11	05/17/2014	POR 3 vs CLB 3	T
Game #12	05/24/2014	POR 2 at NY 1	W
Game #13	05/28/2014	POR 2 at CHV 0	W
Game #14	06/01/2014	POR 3 vs VAN 4	L
Game #15	06/07/2014	POR 3 at RSL 1	W
Game #16	06/11/2014	POR 2 vs DAL 2	T
Game #17	06/27/2014	POR 0 vs KC 1	L
Game #18	07/04/2014	POR 2 at LA 2	T
Game #19	07/13/2014	POR 0 at SEA 2	L
Game #20	07/18/2014	POR 2 vs COL 1	W
Game #21	07/27/2014	POR 3 at MTL 2	W
Game #22	08/02/2014	POR 1 at LA 3	L
Game #23	08/09/2014	POR 2 vs CHV 0	W
Game #24	08/16/2014	POR 1 at NE 1	T
Game #25	08/24/2014	POR 2 vs SEA 4	L
Game #26	08/30/2014	POR 3 at VAN 0	W
Game #27	09/07/2014	POR 3 vs SJ 3	T
Game #28	09/13/2014	POR 2 at COL 2	T
Game #29	09/20/2014	POR 3 vs VAN 0	W
Game #30	09/27/2014	POR 2 at TOR 3	L
Game #31	10/04/2014	POR 2 at SJ 1	W
Game #32	10/08/2014	POR 3 vs SJ 0	W
Game #33	10/17/2014	POR 0 vs RSL 0	T
Game #34	10/25/2014	POR 2 at DAL 0	W

Fernandez 1 (unassisted)	94+
Fernandez 2 (unassisted)	79
own goal (Hedges)	66
Chara 1 (unassisted)	9; Valeri 1 (Harrington 1) 14; Chara 2 (Alhassan 1) 55; Urruti 1 (unassisted) 57
Johnson 1 (Nagbe 1)	7
Fernandez 3 (unassisted)	33
Fernandez 4 (Valeri 1, Nagbe 2)	1; Danso 1 (Valeri 2) 38; Urruti 2 (unassisted) 94+
Valeri 2 (Johnson 1)	95+
Urruti 3 (Zakuni 1)	5; Johnson 2 (Tewsbury 1) 80; Fernandez 5 (Adi 1, Valeri 3) 85
Urruti 4 (Zakuni 2)	45; Urruti 5 (unassisted) 74
Adi 1 (Villafana 1, Nagbe 3)	65; Adi 2 (Valeri 4) 71
Urruti 6 (Valeri 5)	3; Fernandez 6 (Valeri 6) 77; Johnson 3 (Adi 2, Valeri 7) 86
Adi 3 (Valeri 8)	36; Adi 4 (unassisted) 45; Johnson 4 (penalty kick) 73
Johnson 5 (penalty kick)	79; Kah 1 (Urruti 1) 94+
Valeri 3 (unassisted)	67; Villafana 1 (unassisted) 70
Urruti 7 (Tewsbury 2, Johnson 2)	72; Valeri 4 (Chara 1) 77
Urruti 8 (Nagbe 4)	34; Johnson 6 (penalty kick) 40; Valeri 5 (unassisted) 82
Valeri 6 (unassisted)	14
Valeri 7 (Chara 2)	10; Wallace 1 (Adi 3) 39
Ridgewell 1 (unassisted)	65
Adi 5 (Wallace 1)	73; Adi 6 (Zakuni 3) 91+
Powell 1 (Valeri 9)	51; Urruti 9 (Harrington 2) 75; Wallace 2 (Nagbe 5) 79
Powell 2 (Valeri 10)	54; Ridgewell 2 (Valeri 11) 74; Alhassan 1 (Powell 1, Valeri 12) 86
Valeri 8 (Adi 4, Chara 3)	43; Fernandez 7 (Urruti 2, Valeri 13) 76
Valeri 9 (Villafana 2)	28; Adi 7 (Valeri 14) 66; Adi 8 (Nagbe 6) 69
Adi 9 (Chara 4)	13; own goal (Caldwell) 16
Wallace 3 (Powell 2)	71; Wallace 4 (Ridgewell 1, Fernandez 1) 74
Wallace 5 (Nagbe 7)	41; Valeri 10 (penalty kick) 51; Valeri 11 (unassisted) 73
Nagbe 1 (Chara 5)	43; Urruti 10 (Fernandez 2) 82



NON-PLAYOFF TEAMS

SAN JOSE EARTHQUAKES PLAYOFF HISTORY

vs. Team	No. of Series		GP	W-L-T	OT	ShO	GF	GA	Last	Round	Series Result
	Series	W-L									
Chicago	1	1-0	1	1-0-0	0-0-0	0-0	4	2	2003	MLS Cup '03	Won MLS Cup '03
Colorado	1	0-1	1	0-1-0	0-0-0	0-0	0	1	2010	Semifinals	Lost 1 games to 0
Columbus	2	1-1	4	2-2-0	0-0-0	0-0	8	5	2002	Quarterfinals	Lost 6 pts. to 0
Kansas City	2	1-1	3	2-1-0	1-0-0	0-0	5	5	2004	Quarterfinals	Lost Series Tie-Breaker
Los Angeles	5	2-3	10	4-5-1	1-0-0	0-0	12	16	2012	Quarterfinals	Lost Series Tie-Breaker
New York	1	1-0	2	1-1-0	0-0-0	0-0	3	2	2010	Quarterfinals	Won Series Tie-Breaker
Miami	1	1-0	3	2-1-0	1-0-0	0-0	5	1	2001	Semifinals	Won 6 pts. to 3
TOTALS	13	7-6	24	12-11-1	3-0-0	0-0	37	32			

SAN JOSE EARTHQUAKES – ALL-TIME POSTSEASON RESULTS

DATE	OPPONENT	RESULT	ATT.	W-L-T	RD.	NOTES:
09/26/1996	Los Angeles	W 1-0	17,209	1-0-0	QTR	Ianni (36)
09/29/1996	at Los Angeles	L 0-2	27,833	1-1-0	QTR	
10/02/1996	at Los Angeles	L 0-2	30,231	1-2-0	QTR	
09/22/2001	at Columbus	W 3-1	20,883	1-0-0	QTR	Donovan (5,46); Lagos (31)
09/26/2001	Columbus	W 3-0	10,419	2-0-0	QTR	Lagos (9); Cerritos (68); Donovan (76)
10/10/2001	at Miami	L 0-1	9,236	2-1-0	SEM	
10/14/2001	Miami	W 4-0	16,119	3-1-0	SEM	Donovan (16); Russell (57); Lagos (69); De Rosario (89)
10/17/2001	at Miami	W 1-0 (OT)	11,242	4-1-0	SEM	Dayak (93)
10/21/2001	at Los Angeles	W 2-1 (OT)	21,626	5-1-0	FIN	Donovan (43); De Rosario (96)
09/25/2002	Columbus	L 1-2	8,069	0-1-0	QTR	Donovan (54)
09/28/2002	at Columbus	L 1-2	13,004	0-2-0	QTR	Graziani (58)
11/01/2003	at Los Angeles	L 0-2	20,201	0-1-0	QTR	
11/09/2003	Los Angeles	W 5-2 (ST)	14,145	1-1-0	QTR	Agoos (21); Donovan (35); Walker (50); Roner (90); Faria (96)
11/15/2003	Kansas City	W 3-2 (OT)	16,108	2-1-0	SEM	Lagos (61); Mullan (83); Donovan (117)
11/23/2003	at Chicago	W 4-2	27,000	3-1-0	FIN	Ekelund (5); Donovan (38,71); Mulrooney (50)
10/24/2004	Kansas City	W 2-0	8,659	1-0-0	QTR	De Rosario (40); Waibel (52)
10/30/2004	at Kansas City	L 0-3	10,222	1-1-0	QTR	
10/23/2005	at Los Angeles	L 1-3	17,466	1-0-0	QTR	Clark (68)
10/29/2005	Los Angeles	T 1-1	17,824	1-0-1	QTR	Ching (42)
10/30/2010	New York	L 0-1	10,525	0-1-0	QTR	NY: Lindpere (56)
11/04/2010	at New York	W 3-1	22,839	1-1-0	QTR	SJ: Convey (6,76) Wondolowski (81); NY: Angel (78)
11/13/2010	at Colorado	L 0-1	17,779	1-2-0	SEM	COL: Kimura (42)
DATE	OPPONENT	RESULT	ATT.	W-L-T	RD.	NOTES:
11/04/2012	at Los Angeles	W 1-0	27,000	1-0-0	QTR	SJ: Bernardez (94+)
11/07/2012	Los Angeles	L 1-3	10,744	1-1-0	QTR	SJ: Gordon (82); LA: Keane (21,34) Magee (39)

2014 SAN JOSE EARTHQUAKES STATISTICS (6-16-12, 30 pts.)

UNF	POS	PLAYER	GP	GS	MIN	G	A	SHT	SOG	FC	FS	OFF	CK	C	E
8	F	Chris Wondolowski	26	26	2340	14	4	77	36	24	33	18	0	2	0
23	F	Atiba Harris	24	19	1585	4	2	31	15	46	34	5	0	4	0
7	M	Cordell Cato	27	16	1577	3	2	20	8	14	12	3	6	2	0
10	M	Yannick Djalo	18	13	1136	3	2	36	7	11	36	1	1	2	0
9	M	Khari Stephenson	19	11	1080	2	2	34	8	15	12	1	0	0	0
5	D	Victor Bernardez	26	25	2231	2	1	8	4	29	22	1	0	6	0
4	M	Sam Cronin	31	30	2627	2	0	26	6	36	18	1	26	5	0
6	M	Shea Salinas	31	30	2470	1	8	26	9	31	30	4	71	3	1
11	M	Matias Perez Garcia	6	4	384	1	1	10	3	5	16	0	11	0	0
24	F	Steven Lenhart	11	10	905	1	1	31	12	16	42	5	1	5	0
80	M	Jean-Baptiste Pierazzi	24	23	1982	1	0	17	6	24	12	1	0	3	0
18	G	Jon Busch	34	34	3060	0	1	0	0	0	5	0	0	0	0
44	D	Clarence Goodson	10	10	900	0	1	8	1	10	15	0	0	2	0
3	D	Jordan Stewart	30	29	2593	0	1	9	0	37	26	1	0	5	0
26	D	Brandon Barklage	13	10	908	0	0	2	0	12	7	0	0	2	0
20	D	Shaun Francis	20	16	1436	0	0	7	1	29	7	0	0	5	0
19	F	Mike Fucito	8	0	95	0	0	0	0	5	1	1	1	1	0
17	M	Sam Garza	1	0	10	0	0	0	0	0	0	0	0	0	0
16	F	*Alan Gordon	15	6	665	0	0	17	4	17	20	9	0	3	0
77	D	Andreas Gorlitz	3	3	225	0	0	0	0	2	2	0	0	1	0
2	D	Ty Harden	17	13	1226	0	0	5	2	8	5	0	0	1	0
21	D	Jason Hernandez	20	20	1732	0	0	0	0	17	14	0	0	4	0
14	F	Adam Jahn	4	2	186	0	0	4	0	0	6	1	0	0	1
15	M	JJ Koval	22	9	954	0	0	8	1	15	5	0	0	2	0
16	D	Pablo Pintos	6	6	476	0	0	4	1	6	4	0	1	1	1
32	F	Billy Schuler	6	1	137	0	0	4	1	0	4	1	0	0	0
22	M	Tommy Thompson	13	8	690	0	0	6	1	4	20	0	0	0	0
1	G	David Bingham	0	0	0	0	0	0	0	0	0	0	0	0	0
31	G	Billy Knutsen	0	0	0	0	0	0	0	0	0	0	0	0	0
13	G	Bryan Meredith	0	0	0	0	0	0	0	0	0	0	0	0	0
25	D	Tommy Muller	0	0	0	0	0	0	0	0	0	0	0	0	0
		Own-goals received				1									
		Team totals	34	34	3060	35	26	390	126	413	450	53	118	59	3
		Opponent totals	34	34	3060	50	34	546	192	450	413	46	210	51	2

GAME-WINNING GOALS: Yannick Djalo 2, Khari Stephenson 1, Jean-Baptiste Pierazzi 1, Atiba Harris 1

GAME-WINNING ASSISTS: Shea Salinas 2, Chris Wondolowski 1, Khari Stephenson 1

PENALTY KICK GOALS/ATTEMPTS: Chris Wondolowski 1-2, Khari Stephenson 1-1

SAN JOSE EARTHQUAKES INDIVIDUAL GOALKEEPING

UNF	POS	GOALKEEPER	GP	GS	MIN	SHTS	SV	GA	GAA	PG	PA	W	L	T	SO
18	G	Jon Busch	34	34	3060	192	138	50	1.47	8	10	6	16	12	6
		Team totals	34	34	3060	192	138	50	1.47	8	10	6	16	12	6
		Opponent totals	34	34	3060	126	89	35	1.03	2	3	16	6	12	14

* = Played with other teams in 2014. Only San Jose Earthquakes statistics listed here.



NON-PLAYOFF TEAMS

SAN JOSE EARTHQUAKES 2014 SCHEDULE

DAY	DATE	OPPONENT	RESULT	ATT.	W-L-T	POS.	PTS	NOTES:
Sat.	Mar. 15	Real Salt Lake	T 3-3	10,525	0-0-1	T6	1	SJ: Wondolowski (6) Bernardez (75,95+); RSL: Beckerman (11) Plata (32) Mulholland (49+)
Sat.	Mar. 22	at Sporting KC	L 0-1	19,368	0-1-1	T8	1	KC: Dwyer (57)
Sat.	Mar. 29	New England	L 1-2	10,525	0-2-1	T8	1	SJ: Wondolowski (69); NE: own goal (35) Nguyen (93+)
Sun.	Apr. 13	Columbus	T 1-1	10,525	0-2-2	9	2	SJ: Wondolowski (51); CLB: Higuain (44)
Sat.	Apr. 19	at Colorado	T 0-0	12,306	0-2-3	9	3	
Sat.	Apr. 26	Chivas USA	W 1-0	10,525	1-2-3	T7	6	SJ: Djalo (66)
Sat.	May 3	at Vancouver	L 2-3	21,000	1-3-3	T8	6	SJ: Wondolowski (45,91+); VAN: Manneh (10) Morales (19,20)
Wed.	May 7	Colorado	T 0-0	9,388	1-3-4	8	7	
Sat.	May 10	FC Dallas	W 2-1	10,525	2-3-4	6	10	SJ: Cato (25) own goal (73); DAL: Michel (76)
Sat.	May 17	at Seattle	L 0-1	49,746	2-4-4	T6	10	SEA: Martins (8)
Sun.	May 25	Houston	W 3-0	10,525	3-4-4	T7	13	SJ: Stephenson (38,58) Harris (70)
Sat.	May 31	at FC Dallas	W 2-1	15,682	4-4-4	T6	16	SJ: Harris (27) Pierazzi (45); DAL: Perez (16)
Sat.	June 7	at Toronto FC	L 0-1	22,591	4-5-4	T7	16	TOR: Defoe (27)
Sat.	June 28	Los Angeles	L 0-1	50,006	4-6-4	8	16	LA: Zardes (61)
Wed.	July 2	Chivas USA	L 0-1	9,114	4-7-4	9	16	CHV: Torres (53)
Fri.	July 11	D.C. United	L 1-2	10,525	4-8-4	9	16	SJ: Wondolowski (39); DC: Johnson (12) Silva (25)
Sat.	July 19	at New York	T 1-1	20,001	4-8-5	9	17	SJ: Lenhart (85); NY: Wright-Phillips (33)
Wed.	July 23	Chicago	W 5-1	10,525	5-8-5	9	20	SJ: Salinas (45) Harris (52) Wondolowski (62) Djalo (79) Cato (84); CHI: Ward (75)
Sat.	Aug. 2	Seattle	W 1-0	48,765	6-8-5	T8	23	SJ: Djalo (42)
Fri.	Aug. 8	at Los Angeles	T 2-2	19,719	6-8-6	8	24	SJ: Wondolowski (18) Garcia (31); LA: Zardes (29) Gonzalez (49)
Sat.	Aug. 16	FC Dallas	L 0-5	10,525	6-9-6	T8	24	DAL: Castillo (30,74) Akindele (43,58,86)
Wed.	Aug. 20	at Seattle	T 1-1	38,909	6-9-7	8	25	SJ: Wondolowski (65); SEA: Barrett (46)
Sun.	Aug. 24	at Philadelphia	L 2-4	17,421	6-10-7	8	25	SJ: Cronin (59) Wondolowski (70); PHI: Wenger (10,79) Le Toux (14) Williams (72)
Sat.	Aug. 30	Real Salt Lake	T 1-1	10,525	6-10-8	8	26	SJ: Cronin (14); RSL: Morales (36)
Sun.	Sept. 7	at Portland	T 3-3	20,184	6-10-9	8	27	SJ: Wondolowski (21,85) Cato (48); POR: Powell (54) Ridgewell (74) Alhassan (86)
Wed.	Sept. 10	at Vancouver	L 0-2	17,183	6-11-9	8	27	VAN: Morales (39) Waston (56)
Sun.	Sept. 14	Los Angeles	T 1-1	10,525	6-11-1	8	28	SJ: Wondolowski (66); LA: Gonzalez (28)
Sat.	Sept. 20	at Montreal	L 0-2	15,800	6-12-1	8	28	MTL: McInerney (81) Duka (88)
Sat.	Sept. 27	at Colorado	T 1-1	15,634	6-12-1	8	29	SJ: Harris (94+); COL: Torres (84)
Sat.	Oct. 4	Portland	L 1-2	10,525	6-13-1	8	29	SJ: Wondolowski (56); POR: Wallace (71,74)
Wed.	Oct. 8	at Portland	L 0-3	20,814	6-14-1	8	29	POR: Wallace (41) Valeri (51,73)
Sat.	Oct. 11	at Real Salt Lake	L 0-2	20,701	6-15-1	9	29	RSL: Grabavoy (24) Velasquez (28)
Sat.	Oct. 18	Vancouver	T 0-0	10,525	6-15-1	T8	30	
Sun.	Oct. 26	at Chivas USA	L 0-1	5,571	6-16-1	9	30	CHV: F. Borja (32)

NON-PLAYOFF TEAMS

SAN JOSE EARTHQUAKES – GAME-BY-GAME

#	Player	1	2	3	4	5	6	7	8	9	10	11	12	13	14	15	16	17	18	19	20	21	22	23	24	25	26	27	28	29	30	31	32	33	34		
1	David Bingham	RSL	KC	NE	CLB	COL	CHV	VAN	COL	DAL	SEA	HOU	DAL	TOR	LA	CHV	DC	NY	CHI	SEA	LA	DAL	SEA	PHI	RSL	FOR	VAN	LA	MTL	COL	FOR	FOR	RSL	VAN	CHV		
2	Ty Harden	3-3	0-1	1-2	1-1	0-0	1-0	2-3	0-0	2-1	0-1	3-0	2-1	0-1	0-1	0-1	1-2	1-1	5-1	1-0	2-2	0-5	1-1	2-4	1-1	3-3	0-2	1-1	0-2	1-1	1-2	0-3	0-2	0-0	0-1		
3	Jordan Stewart																																				
4	Sam Cronin	90M	45M	90M	90M	90M	90M	90M	90M	90M	90M	90M	90M	90M	90M	90M	90M	90M	90M	90M	90M	90M	90M	90M	90M	90M	90M	90M	90M	90M	90M	90M	90M	90M	90M		
5	Victor Bernardez	90D	90D	90D	90D	90D	90D	90D	90D	90D	90D	90D	90D	90D	90D	90D	90D	90D	90D	90D	90D	90D	90D	90D	90D	90D	90D	90D	90D	90D	90D	90D	90D	90D	90D		
6	Shea Salinas	90M	90M	90M	90M	90M	90M	90M	90M	90M	90M	90M	90M	90M	90M	90M	90M	90M	90M	90M	90M	90M	90M	90M	90M	90M	90M	90M	90M	90M	90M	90M	90M	90M	90M		
7	Cordell Gato	90D	90D	90M	45M	2	4	73M	13	85M	90M	90M	90M	90M	90M	90M	90M	90M	90M	90M	90M	90M	90M	90M	90M	90M	90M	90M	90M	90M	90M	90M	90M	90M	90M		
8	Chris Wondolowski	90F	90F	90F	90F	90F	90F	90F	90F	90F	90F	90F	90F	90F	90F	90F	90F	90F	90F	90F	90F	90F	90F	90F	90F	90F	90F	90F	90F	90F	90F	90F	90F	90F	90F		
9	Khari Stephenson	23																																			
10	Yannick Djalo	11	45	18	45	14M																															
11	Mattias Perez Garcia																																				
12	Bryan Meredith																																				
13	Adam Jahn																																				
14	JT Koval	27	45	6	37	90M	90M	90M	90M	9	34	2	4	21	1																						
15	Alan Gordon	27	14	12	90F	84F	90F	76	90F	56F	10	10	70F	17	19	9	1																				
16	Pablo Pintos																																				
17	Sam Garza	90G	90G	90G	90G	90G	90G	90G	90G	90G	90G	90G	90G	90G	90G	90G	90G	90G	90G	90G	90G	90G	90G	90G	90G	90G	90G	90G	90G	90G	90G	90G	90G	90G	90G		
18	Jon Busch																																				
19	Ryan Neil																																				
20	Mike Fucito	90D	90D																																		
21	Shaun Francis	67D																																			
22	Jason Hernandez																																				
23	Tommy Thompson	63M	76M																																		
24	Aliba Harris	90F	90F	78F																																	
25	Steven Lenhart																																				
26	Tommy Muller																																				
27	Brandon BarKlage	79D	53D																																		
28	Joe Sofia																																				
29	Billy Knutsen																																				
30	Billy Schuler																																				
31	Clarence Goodson	90D	90D	90D	90D	90D	90D	90D	90D	90D	90D	90D	90D	90D	90D	90D	90D	90D	90D	90D	90D	90D	90D	90D	90D	90D	90D	90D	90D	90D	90D	90D	90D	90D	90D		
32	Andreas Gortlitz																																				
33	Jean-Baptiste Pierazzi	63M	90M	84M	90M																																

"00" = 100 minutes played
F/M/D/G = starting position

NON-PLAYOFF TEAMS

SAN JOSE EARTHQUAKES – GAME-BY-GAME LOG

Game #1	03/15/2014	SJ 3 vs RSL 3	T	Wondolowski 1 (Bernardez 1, Salinas 1)	6;	Bernardez 1 (Salinas 2)	75;	Bernardez 2 (unassisted)	95+
Game #2	03/22/2014	SJ 0 at KC 1	L	Wondolowski 2 (unassisted)	69				
Game #3	03/29/2014	SJ 1 vs NE 2	L	Wondolowski 3 (Salinas 3)	51				
Game #4	04/13/2014	SJ 1 vs CLB 1	T						
Game #5	04/19/2014	SJ 0 at COL 0	W	Djalo 1 (Salinas 4)	66				
Game #6	04/26/2014	SJ 1 vs CHV 0	T	Wondolowski 4 (penalty kick)	45;	Wondolowski 5 (unassisted)	91+		
Game #7	05/03/2014	SJ 2 at VAN 3	L						
Game #8	05/07/2014	SJ 0 vs COL 0	T						
Game #9	05/10/2014	SJ 2 vs DAL 1	W	Cato 1 (Goodson 1, Busch 1)	25;	own goal (Texeira)	73		
Game #10	05/17/2014	SJ 0 at SEA 1	L						
Game #11	05/25/2014	SJ 3 vs HOU 0	W	Stephenson 1 (Salinas 5)	38;	Stephenson 2 (penalty kick)	58;	Harris 1 (unassisted)	70
Game #12	05/31/2014	SJ 2 at DAL 1	W	Harris 2 (Lenhart 1)	27;	Pierazzi 1 (Stephenson 1)	45		
Game #13	06/07/2014	SJ 0 at TOR 1	L						
Game #14	06/28/2014	SJ 0 vs LA 1	L						
Game #15	07/02/2014	SJ 0 vs CHV 1	L						
Game #16	07/11/2014	SJ 1 vs DC 2	L	Wondolowski 6 (Stephenson 2)	39				
Game #17	07/19/2014	SJ 1 at NY 1	T	Lenhart 1 (unassisted)	85				
Game #18	07/23/2014	SJ 5 vs CHI 1	W	Salinas 1 (Djalo 1)	45;	Harris 3 (unassisted)	52;	Wondolowski 7 (Harris 1)	62;
				Djalo 2 (Wondolowski 1, Djalo 2)	84				
				Djalo 3 (Wondolowski 2)	42				
				Wondolowski 8 (Salinas 6)	18;	Garcia 1 (Wondolowski 3, Harris 2)	31		
Game #19	08/02/2014	SJ 1 vs SEA 0	W	Wondolowski 9 (Cato 2)	65				
Game #20	08/08/2014	SJ 2 at LA 2	T	Cronin 1 (unassisted)	59;	Wondolowski 10 (Salinas 7)	70		
Game #21	08/16/2014	SJ 0 vs DAL 5	L	Cronin 2 (Wondolowski 4)	14				
Game #22	08/20/2014	SJ 1 at SEA 1	T	Wondolowski 11 (unassisted)	21;	Cato 3 (unassisted)	48;	Wondolowski 12 (Salinas 8)	85
Game #23	08/24/2014	SJ 2 at PHI 4	L						
Game #24	08/30/2014	SJ 1 vs RSL 1	T						
Game #25	09/07/2014	SJ 3 at POR 3	T						
Game #26	09/10/2014	SJ 0 at VAN 2	L						
Game #27	09/14/2014	SJ 1 vs LA 1	T	Wondolowski 13 (Stewart 1)	66				
Game #28	09/20/2014	SJ 0 at MTL 2	L						
Game #29	09/27/2014	SJ 1 at COL 1	T	Harris 4 (Garcia 1)	94+				
Game #30	10/04/2014	SJ 1 vs POR 2	L	Wondolowski 14 (unassisted)	56				
Game #31	10/08/2014	SJ 0 at POR 3	L						
Game #32	10/11/2014	SJ 0 at RSL 2	L						
Game #33	10/18/2014	SJ 0 vs VAN 0	T						
Game #34	10/26/2014	SJ 0 at CHV 1	L						

SAN JOSE EARTHQUAKES – CUP COMPETITIONS – GAME-BY-GAME

#	Player	2013/14 CONCACAF CHAMPIONS LEAGUE			U.S. OPEN CUP		
		QF1 TOL	QF2 TOL	1-1	4R SACT	5R SEA	1-1
1	David Bingham				90G		
2	Ty Harden		90D	120D	90D	120D	
3	Jordan Stewart		73M	120M		120M	
4	Sam Cronin		90D	120M			
5	Victor Bernardez		90M	120M			
6	Shea Salinas		86M	120D			
7	Cordell Cato		90F	53		90M	37
8	Chris Wondolowski			102M		90M	120F
9	Khari Stephenson					90M	120F
10	Yannick Djalo					85F	83M
11	Mike Fucito						
13	Bryan Meredith						
14	Adam Jahn						
15	JT Koval	17	120D			68M	120M
16	Alan Gordon	17	31			58	
17	Sam Garza		90G	120G			120G
18	Jon Busch						
19	Ryan Neil						
20	Shaun Francis						
21	Jason Hernandez		73D	120D		90D	120D
22	Tommy Thompson					90D	
23	Atiba Harris		4	67M		90M	94M
24	Steven Lenhart		90F	89F		90F	62F
25	Tommy Muller						
26	Brandon Barklage		90D				120D
27	Joe Sofia						
31	Billy Knutson					5	26
32	Billy Schuler			120M		90D	120D
44	Clarence Goodson						
77	Andreas Gornitz						
80	Jean-Baptiste Pierazzi		90M	18		22	

CONCACAF CHAMPIONS LEAGUE 2013/14			
QF1	03/11/2014	ST 1 vs TOLUCA 1	T
QF2	03/19/2014	ST 1 at TOLUCA 1	T (4-5 pens)

U.S. OPEN CUP			
4R	06/11/2014	ST 2 at SACTO 1	W
5R	06/24/2014	ST 1 at SEA 1	T (1-4 pens)

Gordon (Salinas)	95+
Harden (Salinas)	56
Stephenson (penalty kick)	45; Cato (unassisted)
Lenhart (unassisted)	73
	24



TORONTO FC PLAYOFF HISTORY

NON-PLAYOFF TEAMS

HAVE NOT QUALIFIED

2014 TORONTO FC STATISTICS (11-15-8, 41 pts.)

UNF	POS	PLAYER	GP	GS	MIN	G	A	SHT	SOG	FC	FS	OFF	CK	C	E
18	F	Jermain Defoe	19	17	1529	11	2	58	25	22	23	25	0	5	0
9	F	Gilberto	28	21	1955	7	5	73	22	45	44	10	1	3	0
27	F	Luke Moore (TOT)	33	24	2164	6	4	58	23	34	47	4	1	2	1
27	F	Luke Moore (TOR)	27	22	1977	6	4	53	20	31	45	4	1	2	1
11	M	Jackson	26	21	1842	4	1	54	19	36	32	5	3	5	1
21	M	Jonathan Osorio	27	24	2039	3	4	17	6	16	35	3	12	1	1
23	F	Dominic Oduro (TOT)	35	23	2107	2	5	39	13	16	60	15	1	3	0
23	F	Dominic Oduro (TOR)	24	17	1514	2	5	24	9	12	45	10	1	2	0
4	M	Michael Bradley	25	25	2198	2	4	52	12	26	28	0	52	6	0
17	D	Nick Hagglund	25	23	2088	2	3	22	6	22	21	2	0	2	2
20	M	*Issey Nakajima-Farran	5	2	235	2	0	6	3	5	6	0	1	1	0
16	D	Bradley Orr	19	14	1144	1	1	3	2	9	12	0	0	1	0
3	D	Warren Creavalle (TOT)	26	17	1502	1	0	3	3	25	19	0	0	4	0
3	D	Warren Creavalle (TOR)	10	7	612	1	0	1	1	7	7	0	0	1	0
14	M	Dwayne De Rosario	19	4	506	1	0	19	10	9	9	3	1	1	0
15	D	Doneil Henry	21	19	1802	1	0	14	3	37	18	1	0	8	0
2	D	Justin Morrow	31	30	2676	0	3	8	1	29	22	4	0	6	0
35	M	Daniel Lovitz	18	5	631	0	2	5	4	12	16	3	14	2	0
26	M	Collen Warner (TOT)	29	28	2295	0	2	21	1	49	30	2	57	4	1
26	M	Collen Warner (TOR)	20	19	1617	0	2	13	0	40	26	0	57	3	0
12	G	Joseph Bendik	27	27	2430	0	1	0	0	1	3	0	0	2	0
28	D	Mark Bloom	26	26	2290	0	1	9	3	21	27	3	0	2	0
8	M	Kyle Bekker	20	13	1117	0	0	17	4	16	8	0	25	1	0
13	D	Steven Caldwell	21	21	1774	0	0	5	0	15	8	2	0	3	1
7	F	Bright Dike	2	0	19	0	0	1	1	1	0	0	0	0	0
25	M	Jeremy Hall	3	2	185	0	0	1	0	1	4	0	0	0	0
22	F	Jordan Hamilton	1	0	1	0	0	0	0	0	0	0	0	0	0
30	G	Julio Cesar	7	7	630	0	0	0	0	0	2	0	0	1	0
5	D	Ashtone Morgan	3	2	168	0	0	0	0	1	2	0	0	0	1
23	M	*Alvaro Rey	7	6	459	0	0	3	1	9	11	1	1	1	0
32	F	Andrew Wiedeman	7	0	90	0	0	2	0	2	1	1	0	0	0
34	M	Manny Aparicio	0	0	0	0	0	0	0	0	0	0	0	0	0
1	G	Chris Konopka	0	0	0	0	0	0	0	0	0	0	0	0	0
20	M	Christopher Mannella	0	0	0	0	0	0	0	0	0	0	0	0	0
33	D	Ryan Richter	0	0	0	0	0	0	0	0	0	0	0	0	0
40	G	Quillan Roberts	0	0	0	0	0	0	0	0	0	0	0	0	0
		Own-goals received				1									
		Team totals	34	34	3060	44	38	460	152	425	476	77	169	59	7
		Opponent totals	34	34	3060	54	56	433	152	476	425	49	192	51	5

GAME-WINNING GOALS: Jermain Defoe 5, Michael Bradley 2, Gilberto 1, Luke Moore 1, Doneil Henry 1 Jackson 1

GAME-WINNING ASSISTS: Jonathan Osorio 2, Collen Warner 1, Gilberto 1, Bradley Orr 1, Dominic Oduro 1 Daniel Lovitz 1, Jackson 1, Michael Bradley 1, Mark Bloom 1

PENALTY KICK GOALS/ATTEMPTS: Jermain Defoe 3-4, Michael Bradley 0-1

TORONTO FC INDIVIDUAL GOALKEEPING

UNF	POS	GOALKEEPER	GP	GS	MIN	SHTS	SV	GA	GAA	PG	PA	W	L	T	SO
30	G	Julio Cesar	7	7	630	27	18	9	1.29	2	2	3	4	0	2
12	G	Joseph Bendik	27	27	2430	125	82	45	1.67	4	5	8	11	8	4
		Team totals	34	34	3060	152	100	54	1.59	6	7	11	15	8	6
		Opponent totals	34	34	3060	152	105	44	1.29	3	5	15	11	8	9

* = Played with other teams in 2014. Only Toronto FC statistics listed here.

TORONTO FC 2014 SCHEDULE

DAY	DATE	OPPONENT	RESULT	ATT.	W-L-T	POS.	PTS	NOTES:
Sat.	Mar. 15	at Seattle	W 2-1	38,441	1-0-0	T3	3	TOR: Defoe (17,24); SEA: Dempsey (68)
Sat.	Mar. 22	D.C. United	W 1-0	22,591	2-0-0	T1	6	TOR: Defoe (60)
Sat.	Mar. 29	at Real Salt Lake	L 0-3	18,881	2-1-0	T3	6	RSL: Saborio (11,55) Gil (28)
Sat.	Apr. 5	at Columbus	W 2-0	12,045	3-1-0	T1	9	TOR: Bradley (11) Nakajima-Farran (85)
Sat.	Apr. 12	Colorado	L 0-1	22,591	3-2-0	T1	9	COL: Buddle (77)
Sat.	Apr. 19	at FC Dallas	L 1-2	17,406	3-3-0	3	9	TOR: Nakajima-Farran (21); DAL: Hedges (37) Perez (88)
Sat.	May 3	New England	L 1-2	22,591	3-4-0	7	9	TOR: Jackson (6); NE: Mullins (24) Nguyen (82)
Sat.	May 17	New York	W 2-0	22,591	4-4-0	7	12	TOR: Defoe (12) Moore (95+)
Fri.	May 23	at Sporting KC	T 2-2	19,914	4-4-1	T6	13	TOR: Moore (67) Orr (91+); KC: Dwyer (47,84)
Sat.	May 31	Columbus	W 3-2	22,591	5-4-1	T5	16	TOR: Defoe (21,81) Henry (92+); CLB: Meram (18) Viana (65)
Sat.	June 7	San Jose	W 1-0	22,591	6-4-1	4	19	TOR: Defoe (27)
Fri.	June 27	at New York	T 2-2	20,176	6-4-2	4	20	TOR: Defoe (55) Gilberto (72); NY: Luyindula (36) Wright-Phillips (93+)
Wed.	July 2	at Chicago	T 1-1	13,153	6-4-3	4	21	TOR: Jackson (42); CHI: Shipp (56)
Sat.	July 5	D.C. United	L 1-2	22,591	6-5-3	4	21	TOR: Moore (60); DC: DeLeon (54) Kitchen (69)
Sat.	July 12	Houston	W 4-2	22,591	7-5-3	3	24	TOR: Osorio (39) Oduro (46+) Defoe (63,89); HOU: Davis (13,30)
Wed.	July 16	Vancouver	T 1-1	22,591	7-5-4	3	25	TOR: Defoe (64); VAN: Mattocks (50)
Sat.	July 19	at Houston	T 2-2	20,069	7-5-5	3	26	TOR: Gilberto (18) Oduro (47+); HOU: Bruin (11) Barnes (26)
Sat.	July 26	Sporting KC	L 1-2	22,591	7-6-5	T3	26	TOR: Jackson (16); KC: Zusi (48) Peterson (80)
Wed.	July 30	at D.C. United	L 0-3	16,171	7-7-5	T3	26	DC: Johnson (8) Rolfe (59) own goal (67)
Sat.	Aug. 2	at Montreal	W 2-0	16,665	8-7-5	3	29	TOR: Gilberto (11) Moore (54)
Sat.	Aug. 9	at Columbus	W 3-2	17,822	9-7-5	3	32	TOR: Gilberto (43) Osorio (59) Moore (84); CLB: Higuain (47+) Meram (81)
Sat.	Aug. 16	at Sporting KC	L 1-4	20,730	9-8-5	3	32	TOR: Gilberto (46+); KC: Dwyer (18,33) Saad (64) Sapong (77)
Sat.	Aug. 23	Chicago	T 2-2	22,591	9-8-6	T3	33	TOR: own goal (3) Gilberto (79); CHI: Earnshaw (70) Amarikwa (90)
Sat.	Aug. 30	New England	L 0-3	22,591	9-9-6	T3	33	NE: Nguyen (2) Rowe (21) Bunbury (58)
Wed.	Sept. 3	at Philadelphia	L 0-1	15,238	9-10-6	T4	33	PHI: Casey (55)
Sat.	Sept. 6	Philadelphia	L 0-2	22,591	9-11-6	T6	33	PHI: Casey (8) Wenger (44)
Sat.	Sept. 13	at Chicago	T 1-1	18,691	9-11-7	7	34	TOR: De Rosario (89); CHI: Palmer (11)
Sun.	Sept. 21	Chivas USA	W 3-0	22,591	10-11-7	7	37	TOR: Jackson (23) Moore (47+) Gilberto (54)
Sat.	Sept. 27	Portland	W 3-2	22,591	11-11-7	6	40	TOR: Hagglund (62,70) Bradley (89); POR: Adi (13) own goal (16)
Sat.	Oct. 4	at Los Angeles	L 0-3	24,064	11-12-7	6	40	LA: Keane (22,25) Gordon (93+)
Wed.	Oct. 8	Houston	L 0-1	18,269	11-13-7	6	40	HOU: Barnes (35)
Sat.	Oct. 11	at New York	L 1-3	24,068	11-14-7	6	40	TOR: Osorio (55); NY: Wright-Phillips (26) Bover (35) McCarty (44)
Sat.	Oct. 18	Montreal	T 1-1	18,329	11-14-8	7	41	TOR: Creavalle (20); MTL: Martins (39)
Sat.	Oct. 25	at New England	L 0-1	32,766	11-15-8	7	41	NE: Nguyen (35)

NON-PLAYOFF TEAMS

TORONTO FC – GAME-BY-GAME

#	Player	1	2	3	4	5	6	7	8	9	10	11	12	13	14	15	16	17	18	19	20	21	22	23	24	25	26	27	28	29	30	31	32	33	34
1	Chris Konopka	SEA	DC	RSL	CLB	COL	DAL	NE	NY	KC	CLB	SJ	NY	CHI	DC	HOU	VAN	HOU	KC	DC	MTL	CLB	KC	CHI	NE	PHI	PHI	CHI	CHV	FOR	LA	HOU	NY	MTL	NE
2	Justin Morrow	2-1	1-0	0-3	2-0	0-1	1-2	1-2	2-0	2-2	3-2	1-0	2-2	1-1	1-2	4-2	1-1	2-2	1-2	0-3	2-0	3-2	1-4	2-2	0-3	0-1	0-2	1-1	3-0	3-2	0-3	0-1	1-3	1-1	0-1
3	Warren Creavalle	90D	90D	90D	90D	90D	90D	90D	90D	90D	90D	90D	90D	90D	90D	90D	90D	90D	90D	90D	90D	90D	90D	90D	90D	90D	90D	90D	90D	90D	90D	90D	90D	90D	90D
4	Michael Bradley	90M	90M	90M	73M		90M	90M							61M		90M	90M	90M	90M	90M	90M	84M	90M	90M	90M	90M	90M	90M	90M	90M	90M	90M	90M	90M
5	Ashtone Morgan	1																																	
6	Gale Agbossoumonde																																		
7	Bright Dike																																		
8	Kyle Bekker																																		
9	Gilberto			12	90M	90M	90M	68M	90M	53M	90M	78M																							
10	Jackson			63F	90F	90F	90F	90F	56F	66F	24		24																						
11	Joseph Bendik	89M	90M																																
12	Steven Galdwell	90D	90D	90D																															
13	Dwayne De Rosario	90D	90D	90D																															
14	Donell Henry	90D	90D	90D																															
15	Bradley Orr	25	7	59D	90D	90D	90D																												
16	Nick Hagglund	90F	90F	62F																															
17	Termain Defoe																																		
18	Issey Nakajima-Farran																																		
19	Christopher Mannela																																		
20	Jonathan Osorio	90M	90M																																
21	Jordan Hamilton																																		
22	Dominic Oduro																																		
23	Alvaro Rey																																		
24	Jeremy Hall																																		
25	Colten Warner																																		
26	Luke Moore																																		
27	Mark Bloom	90D	90D	90M	90D	89D	89D	87D	90D	90D	90D	90D	90D	90D	90D	90D	90D	90D	90D	90D	90D	90D	90D	90D	90D	90D	90D	90D	90D	90D	90D	90D	90D	90D	90D
28	Tullio Cesar	90G	90G	90G	90G	90G	90G	90G																											
29	Andrew Wiedeman																																		
30	Ryan Richter																																		
31	Manny Aparicio																																		
32	Daniel Lovitz																																		
33	Quillan Roberts																																		
34																																			
35																																			
36																																			
37																																			
38																																			
39																																			
40																																			

"00" = 100 minutes played
F/M/D/G = starting position

played for other teams:
Warren Creavalle played 890 minutes for HOU
Colten Warner played 678 minutes for MTL
Luke Moore played 187 minutes for CHV
Dominic Oduro played 593 minutes for CLB

NON-PLAYOFF TEAMS

TORONTO FC – GAME-BY-GAME LOG

Game #1	03/15/2014	TOR 2 at SEA 1	W	Defoe 1 (Osorio 1) 17; Defoe 2 (unassisted) 24
Game #2	03/22/2014	TOR 1 vs DC 0	W	Defoe 3 (unassisted) 60
Game #3	03/29/2014	TOR 0 at RSL 3	L	Bradley 1 (Bloom 1) 11; Nakajima-Farran 1 (Morrow 1) 85
Game #4	04/05/2014	TOR 2 at CLB 0	W	
Game #5	04/12/2014	TOR 0 vs COL 1	L	Nakajima-Farran 2 (unassisted) 21
Game #6	04/19/2014	TOR 1 at DAL 2	L	Jackson 1 (Gilberto 1) 6
Game #7	05/03/2014	TOR 1 vs NE 2	L	Defoe 4 (Orr 1) 12; Moore 1 (Bendik 1) 95+
Game #8	05/17/2014	TOR 2 vs NY 0	W	Moore 2 (Defoe 1) 67; Orr 1 (Hagglund 1) 91+
Game #9	05/23/2014	TOR 2 at KC 2	T	Defoe 5 (penalty kick) 21; Defoe 6 (Gilberto 2) 81; Henry 1 (Lovitz 1) 92+
Game #10	05/31/2014	TOR 3 vs CLB 2	T	Defoe 7 (penalty kick) 27
Game #11	06/07/2014	TOR 1 vs ST 0	W	Defoe 8 (Oduro 1, Osorio 2) 55; Gilberto 1 (unassisted) 72
Game #12	06/27/2014	TOR 2 at NY 2	T	Jackson 2 (Defoe 2) 42
Game #13	07/02/2014	TOR 1 at CHI 1	T	Moore 3 (unassisted) 60
Game #14	07/05/2014	TOR 1 vs DC 2	L	Osorio 1 (unassisted) 39; Oduro 1 (unassisted) 46+; Defoe 9 (Osorio 3, Jackson 1) 63; Defoe 10 (unassisted) 89
Game #15	07/12/2014	TOR 4 vs HOU 2	W	Defoe 11 (penalty kick) 64
Game #16	07/16/2014	TOR 1 vs VAN 1	T	Gilberto 2 (Morrow 2, Oduro 2) 18; Oduro 2 (Moore 1) 47+
Game #17	07/19/2014	TOR 2 at HOU 2	T	Jackson 3 (Oduro 3) 16
Game #18	07/26/2014	TOR 1 vs KC 2	L	
Game #19	07/30/2014	TOR 0 at DC 3	L	Gilberto 3 (Oduro 4, Bradley 1) 11; Moore 4 (unassisted) 54
Game #20	08/02/2014	TOR 2 at MTL 0	W	Gilberto 4 (Moore 2) 43; Osorio 2 (Moore 3) 59; Moore 5 (Warner 1) 84
Game #21	08/09/2014	TOR 3 at CLB 2	W	Gilberto 5 (Oduro 5, Warner 2) 46+
Game #22	08/16/2014	TOR 1 at KC 4	L	own goal (Soumare) 3; Gilberto 6 (Moore 4) 79
Game #23	08/23/2014	TOR 2 vs CHI 2	T	
Game #24	08/30/2014	TOR 0 vs NE 3	L	
Game #25	09/03/2014	TOR 0 at PHI 1	L	
Game #26	09/06/2014	TOR 0 vs PHI 2	L	
Game #27	09/13/2014	TOR 1 at CHI 1	T	
Game #28	09/21/2014	TOR 3 vs CHV 0	W	De Rosario 1 (Gilberto 3, Hagglund 2) 89
Game #29	09/27/2014	TOR 3 vs POR 2	W	Jackson 4 (Gilberto 4, Osorio 4) 23; Moore 6 (Hagglund 3, Bradley 2) 47+; Gilberto 7 (unassisted) 54
Game #30	10/04/2014	TOR 0 at LA 3	L	Hagglund 1 (Lovitz 2) 62; Hagglund 2 (Gilberto 5, Bradley 3) 70; Bradley 2 (unassisted) 89
Game #31	10/08/2014	TOR 0 vs HOU 1	L	
Game #32	10/11/2014	TOR 1 at NY 3	L	
Game #33	10/18/2014	TOR 1 vs MTL 1	T	Osorio 3 (Morrow 3, Bradley 4) 55
Game #34	10/25/2014	TOR 0 at NE 1	L	Creavalle 1 (unassisted) 20

TORONTO FC - CUP COMPETITIONS - GAME-BY-GAME

#	Player	CANADIAN CHAMPIONSHIP			
		SF1	SF2	F1	F2
		VAN	VAN	MTL	MTL
		2-1	1-2	1-1	0-1
1	Chris Konopka	90D		11	90D
2	Justin Morrow	90M	120M		
4	Michael Bradley		79D	90D	
5	Ashtone Morgan				
6	Gale Agbossoumoude				
7	Bright Dike				
8	Kyle Bekker	90M	64M	14	90M
9	Gilberto	89F	83F	90F	35
11	Jackson				
12	Joseph Bendik	90G	120G	90G	90G
13	Steven Galdwell	90D		90D	90D
14	Dwayne De Rosario	11	37	90F	16
15	Donell Henry	90D	120D	90D	90D
16	Bradley Orr		120D	90M	
17	Nick Hagglund		120D	90D	
18	Termain Defoe	90F			90F
20	Issey Nakajima-Farran	79M	120M		
21	Jonathan Osorio		120M		23
22	Jordan Hamilton				
23	Alvaro Rey	90M		79M	74M
25	Jeremy Hall			76M	67M
27	Luke Moore		120F		90F
28	Mark Bloom	90D	41		90D
30	Julio Cesar				
32	Andrew Wiedeman	1			
33	Ryan Richter				
34	Manny Aparicio				
35	Daniel Lovitz		56	90M	55M
40	Quillan Roberts				
CANADIAN CHAMPIONSHIP					
SF1	05/07/2014	TOR 2	vs VAN 1	W	
SF2	05/14/2014	TOR 1	at VAN 2	L (5-3 pens)	Defoe (Gilberto) 28; Bradley (Defoe) 89
F1	05/28/2014	TOR 1	vs MTL 1	T	Henry 4
F2	06/04/2014	TOR 0	at MTL 1	L	Henry (Lovitz) 20

