



OCTOBER 26 – DECEMBER 10

# MEDIA GUIDE

## GUIA DE PRENSA





2016 CUP PLAYOFFS




Dec. 10 - 8:00 PM ET | FOX, UniMás, TSN & RDS  
Higher seed hosts

## CONFERENCE CHAMPIONSHIPS

### WESTERN CONFERENCE


LEG 1: Nov. 20 - 8:00 PM ET | FS1  
LEG 2: Nov. 27 - 4:00 PM ET | ESPN

### EASTERN CONFERENCE


LEG 1: Nov. 22 - 8:00 PM ET | ESPN  
LEG 2: Nov. 30 - 7:00 PM ET | FS1

## CONFERENCE SEMIFINALS

### WESTERN CONFERENCE

	FC Dallas <sup>1</sup>

LEG 1: Oct. 30 - TBD PM ET | ESPN or FS1  
LEG 2: Nov. 6 - TBD PM ET | ESPN or FS1

### WESTERN CONFERENCE

	Colorado Rapids <sup>2</sup>

LEG 1: Oct. 30 - TBD PM ET | ESPN or FS1  
LEG 2: Nov. 6 - TBD PM ET | ESPN or FS1

### EASTERN CONFERENCE

	New York Red Bulls <sup>1</sup>

LEG 1: Oct. 30 - TBD PM ET | ESPN or FS1  
LEG 2: Nov. 6 - TBD PM ET | ESPN or FS1

### EASTERN CONFERENCE

	New York City FC <sup>2</sup>

LEG 1: Oct. 30 - TBD PM ET | ESPN or FS1  
LEG 2: Nov. 6 - TBD PM ET | ESPN or FS1

## KNOCKOUT ROUND

### WESTERN CONFERENCE

	LA Galaxy <sup>3</sup>
	Real Salt Lake <sup>6</sup>

Oct. 26 - 10:30 PM ET | UniMás & TSN2

### WESTERN CONFERENCE

	Seattle Sounders FC <sup>4</sup>
	Sporting Kansas City <sup>5</sup>

Oct. 27 - 10:00 PM ET | FS1, UniMás & TSN1/5

### EASTERN CONFERENCE

	Toronto FC <sup>3</sup>
	Philadelphia Union <sup>6</sup>

Oct. 26 - 7:30 PM ET | ESPN2, UniMás, TSN2, RDS2

### EASTERN CONFERENCE

	D.C. United <sup>4</sup>
	Montreal Impact <sup>5</sup>

Oct. 27 - 7:30 PM ET | UniMás, TSN1/5, RDS2



## TABLE OF CONTENTS

• 2016 MLS CUP PLAYOFFS SCHEDULE	2
• RULES OF COMPETITION	3
• MLS CUP PLAYOFFS HISTORY	8
• 2016 MLS SEASON NOTES	19
• TEAM-BY-TEAM GUIDES	
COLORADO RAPIDS	26
FC DALLAS	38
D.C. UNITED	50
SPORTING KANSAS CITY	62
LA GALAXY	74
MONTRÉAL IMPACT	86
NEW YORK CITY FC	98
NEW YORK RED BULLS	108
PHILADELPHIA UNION	120
REAL SALT LAKE	132
SEATTLE SOUNDERS FC	144
TORONTO FC	156
• MLS CUP PLAYOFFS ALL-TIME STATISTICS	168
• 2016 REGULAR SEASON STATISTICS	182
• ALL-TIME MLS LEADERS	199
• 2016 NON-PLAYOFF TEAMS STATISTICS	202

### MLS STATISTICS KEY

#### FIELD PLAYER LEGEND

GP = Games Played; GS = Games Started; MIN = Minutes Played; G = Goals; A = Assists; SHT = Total Shots; SOG = Shots On Goal; FC = Fouls Committed; FS = Fouls Suffered; OFF = Times Offside; CK = Corner Kicks; C = Cautions; E = Ejections; \* = indicates individual played for other team(s); FW = Forward; MF = Midfielder; DF = Defender; GK = Goalkeeper; SKG = Penalty Kick Shootout Goals; SKA = Penalty Kick Shootout Attempts;

#### GOALKEEPER STATISTICS LEGEND

SHTS = Shots Faced; SVS = Saves; GA = Goals Allowed; GAA = Goals Against Average (goals allowed per 90 minutes); PG = Penalty Kick Goals Allowed; PA = Penalty Kick Attempts Faced; SKG = Penalty Kick Shootout Goals; SKA = Penalty Kick Shootout Attempts; W = Goalkeeper Wins; L = Goalkeeper Losses; T = Goalkeeper Ties; SO = Shutouts; OT Record = Record in Overtime Games



# ROAD TO MLS CUP 2016

## KNOCKOUT ROUND

**E#3 TORONTO FC v E#5 PHILADELPHIA UNION**

Wed., Oct. 26 – BMO Field, Toronto, Ont. (7:30 p.m. ET; UniMás; ESPN2; TSN2)

**TORONTO FC**            **v**            **PHILADELPHIA UNION**

**W#3 LA GALAXY v W#6 REAL SALT LAKE**

Wed., Oct. 26 – StubHub Center, Carson, Calif. (7:30 p.m. PT; UniMás; KMYU-12)

**LA GALAXY**            **v**            **REAL SALT LAKE**

**E#4 D.C. UNITED v E#5 MONTRÉAL IMPACT**

Thurs., Oct. 27 – RFK Memorial Stadium, Washington, D.C. (7:30 p.m. ET; UniMás; TSN1/5 / RDS2; WJLA-ABC7)

**D.C. UNITED**            **v**            **MONTRÉAL IMPACT**

**W#4 SEATTLE SOUNDERS FC v W#5 SPORTING KANSAS CITY**

Thurs., Oct. 27 – CenturyLink Field, Seattle, Wash. (7 p.m. PT; UniMás; FS1)

**SEATTLE SOUNDERS FC**            **v**            **SPORTING KANSAS CITY**

## WESTERN CONFERENCE SEMIFINALS

**#1 FC DALLAS v lower seed Knockout Round winner**

Sun., Oct. 30 – (3 / 5 p.m. ET; ESPN; / 7 / 9:30 p.m. ET; FS1)

     **v**            **FC DALLAS**

Sun., Nov. 6 – Toyota Stadium, Frisco, Texas (3 / 5 p.m. ET; ESPN; / 7 / 10 p.m. ET; FS1)

**FC DALLAS**            **v**     

**#2 COLORADO RAPIDS v higher seed Knockout Round winner**

Sun., Oct. 30 – (3 / 5 p.m. ET; ESPN; / 7 / 9:30 p.m. ET; FS1)

     **v**            **COLORADO RAPIDS**

Sun., Nov. 6 – Dick's Sporting Goods Park, Commerce City, Colo. (3 / 5 p.m. ET; ESPN; / 7 / 10 p.m. ET; FS1)

**COLORADO RAPIDS**            **v**     

## EASTERN CONFERENCE SEMIFINALS

**#1 NEW YORK RED BULLS v lower seed Knockout Round winner**

Sun., Oct. 30 – (3 / 5 p.m. ET; ESPN; / 7 / 9:30 p.m. ET; FS1)

     **v**            **NEW YORK RED BULLS**

Sun., Nov. 6 – Red Bull Arena, Harrison, N.J. (3 / 5 p.m. ET; ESPN; / 7 / 10 p.m. ET; FS1)

**NEW YORK RED BULLS**            **v**     

**#2 NEW YORK CITY FC v higher seed Knockout Round winner**

Sun., Oct. 30 – (3 / 5 p.m. ET; ESPN; / 7 / 9:30 p.m. ET; FS1)

     **v**            **NEW YORK CITY FC**

Sun., Nov. 6 – Yankee Stadium, Bronx, N.Y. (3 / 5 p.m. ET; ESPN; / 7 / 10 p.m. ET; FS1)

**NEW YORK CITY FC**            **v**     

## WESTERN CONFERENCE CHAMPIONSHIP

*at lower seed:* Sun., Nov. 20 (8 p.m. ET; FS1)

     **v**     

*at higher seed:* Sun., Nov. 27 (4 p.m. ET; ESPN)

     **v**     

## EASTERN CONFERENCE CHAMPIONSHIP

*at lower seed:* Tues., Nov. 22 (8 p.m. ET; ESPN)

     **v**     

*at higher seed:* Wed., Nov. 30 (7 p.m. ET; FS1)

     **v**     

## MLS CUP 2016

Sat., Dec. 10 (8 p.m. ET; FOX; UniMás; TSN / RDS) – *hosted by finalist with best regular season record*

     **v**

## PLAYOFF QUALIFICATION PROCESS

### 3.1 Club Standings – Tie-Breaking Procedures

The top six (6) Clubs in points from each conference will qualify for the Playoffs. The Club awarded the highest position in the MLS standings will be the Club with the greatest number of points (i.e., three (3) points for a win, one (1) point for a tie, zero (0) points for a loss).

In the event that two (2) Clubs finish the Regular Season with an equal number of points, the following system will be used to break the tie:

- Total Number of Wins
- Goal Differential (GD)
- Goals For (GF)
- Fewest Disciplinary Points
- Away Goals Differential
- Away Goals For
- Home Goals Differential
- Home Goals For
- Coin Toss (two (2) Clubs) or Drawing of Lots (three (3) Clubs or more)

### 3.2 Playoff Format

3.2.1. Knockout Round. The third seed will play the sixth seed, and the fourth seed will play the fifth seed, in each conference in a single knockout match, hosted by the higher-seeded clubs. The lower-seeded winners of the knockout matches will advance to the Conference Semifinals and face the first place Clubs in the conferences. The higher seeded winners from the knockout matches will advance to the Conference Semifinals and face the second place Clubs in the conferences.

3.2.2. Conference Semifinals. The four (4) Conference Semifinals will be decided by a two (2) match aggregate series, with the lower-seed hosting the first leg of the Conference Semifinal and the higher-seed hosting the second leg of the Conference Semifinal. If the participating Clubs' aggregate score is tied at the conclusion of the two-leg series Conference Semifinal, the "away goals tiebreaker rule" will apply, where the Club with the most away goals will be the winner (consistent with Confederation of North, Central American and Caribbean Association Football ("CONCACAF") and Fédération Internationale de Football Association ("FIFA") practice). If the series remains tied on away goals, two (2) fifteen minute (15:00) extra time periods will be played in their entirety, followed by five (5) kicks from the penalty mark (and continuing into sudden death kicks from the penalty mark if still tied at completion of such five (5) kicks), if necessary. As a point of clarification, the away goals tiebreaker will not apply in extra time after the second leg of any two-legged playoff series.

3.2.3. Conference Championships. The two (2) Conference Championships will be decided by a two (2) match aggregate series, with the lower-seed hosting the first leg of the Conference Championship and the higher-seed hosting the second leg of the Conference Championship. If the aggregate score is tied at the conclusion of the two (2) match series Conference Championship, the away goals tiebreaker rule will apply (consistent with CONCACAF and FIFA practice). If the series remains tied on away goals, two (2) fifteen minute (15:00) extra time periods will be played in their entirety, followed by five (5) kicks from the penalty mark (and continuing into sudden death kicks from the penalty mark if still tied at completion of such five (5) kicks), if necessary. As a point of clarification, the away goals tiebreaker will not apply in extra time after the second leg of any two-legged playoff series.

3.2.4. MLS Cup. MLS Cup will be a single championship match hosted by the finalist with the most Regular Season points. If the two (2) finalists have the same number of Regular Season points, the tiebreaker procedures for playoff qualification delineated above in Section 3.1, will be applied to determine the host Club. Away goal tiebreakers will not apply in MLS Cup. If the score is tied at the conclusion of the match, two (2) fifteen minute (15:00) extra time periods will be played in their entirety, followed by five (5) kicks from the penalty mark (and continuing into sudden death kicks from the penalty mark if still tied at completion of such five (5) kicks), if necessary.

## : PLAYOFF DISCIPLINARY GUIDELINES

### 4.1. Yellow Card Accumulations Entering the Playoffs

Yellow card accumulation thresholds are reset entering the Playoffs.

- A player who reaches an accumulation threshold in the last MLS regular season match (e.g. Fifth, Eighth, etc.) **IS ELIGIBLE** for the Playoffs and **IS ELIGIBLE** for the first regular season match of the following season.
- A player who receives a red card in his last MLS regular season match **IS SUSPENDED** for the next match for which he is eligible including a Playoff match(es) or the first regular season match of the following season.
- A player sanctioned by the Disciplinary Committee will have any corresponding suspension applied to the next match(es) for which he is eligible including a Playoff match(es) or the next regular season match(es).

### 4.2. Yellow Card Accumulations during MLS Playoffs

Once the Playoffs begin and up until MLS Cup (when playoff yellow card accumulation will again reset), a player accumulating two (2) yellow cards will be suspended for the next Playoff match for which he is eligible with the exception detailed below (if a player's Club does not advance in the MLS Cup Playoffs, the suspension **DOES NOT** carry over to the next MLS regular season).

- A player that accumulates two (2) yellow cards in any of the following matches **IS SUSPENDED** for his next match: Knockout Round, Conference Semifinal Leg One, Conference Semifinal Leg Two, Conference Championship Leg One.
- A player that earns his second yellow card in the Conference Championship Leg Two **IS ELIGIBLE** to play in MLS Cup. For the avoidance of doubt, playoff yellow card accumulation resets entering MLS Cup (or following the Conference Championships).

A player who earns two (2) yellow cards in the same match **IS SUSPENDED** for the next match for which he is eligible including MLS Cup.

In an instance where a player earns two (2) yellow cards in the same match, neither yellow card will count against his playoff yellow card accumulation. This is different from the MLS regular season.

- If a player earns a yellow card in the Knockout Round and then two (2) yellow cards in the Conference Semifinal Leg Two, that player would be suspended for the Conference Championship Leg One due to the red card/second caution but would remain on one (1) yellow card for his accumulation total. If the player's Club does not advance in the Playoffs, the red card suspension will carry over to the next MLS regular season.

### 4.3. Red Card Accumulation during the Playoffs

A player who earns a straight red card in the same match in which he previously has earned his second cumulative yellow card **MAY BE SUSPENDED** for his next two (2) Playoff matches.

- For example, if a player earns a yellow card in the Knockout Round match. He then earns a yellow card (his second cumulatively) in the Conference Semifinal Leg Two and a straight red card (different from earning a second yellow card) in the same match. The player **IS SUSPENDED** for the Conference Championship, Leg One (due to the red card) and **IS SUSPENDED** for the Conference Championship Leg Two (due to playoff yellow card accumulation).
- However, if a player earns a yellow card in the Conference Semifinal Leg Two and then earns both a yellow card (his second cumulatively) in the Conference Championship Leg One AND a straight red card in the same match, then the player **IS SUSPENDED** for the Conference Championship Leg Two (due to the red card) but **IS NOT SUSPENDED** for MLS Cup as the yellow card accumulation re-sets entering MLS Cup.

**4.3.1. Red Card Suspensions.** A player who earns a red card in any Playoff match, whether a straight red card or two (2) yellow cards, **IS SUSPENDED** for his next match (if this occurs in MLS Cup, then the suspension carries over to the first regular season match of the following season).

**4.3.2. Disciplinary Committee.** A player sanctioned by the Disciplinary Committee will have any corresponding suspension applied to the next match(es) for which he is eligible including any Playoff match(es), MLS Cup or

the following MLS regular season. In instances in which a player receives a yellow card in a match and the Disciplinary Committee acts to suspend the player for the offense, the yellow card will not count toward the player's cumulative yellow card total.

## **MATCH DELAY & CANCELLATION PROCESS**

### **5.1. Match Postponement**

Every Playoff match will be played in its entirety. In the event a match is abandoned at any point prior to its conclusion, it will be postponed, rather than cancelled and/or final. In the event a match is postponed at any point, any remaining time will be completed the following day or as soon as practical.

The League Office will determine in its discretion, whether to postpone a match after considering all relevant factors and circumstances, including:

- Although not determinative, whether the delay in play exceeds three (3) hours; and
- Although not determinative, whether resuming play would begin after 12:00 AM local time and/or whether the match would be completed by 1:00 AM local time.

Please see [Section 11](#) for more information on severe weather policies. Clubs must be aware of local curfews which may prohibit the start or continuation of play after a certain time. Please see the [Section 13](#) for local curfew times.

### **5.2. Authority of the Commissioner's Office**

Up until the kickoff of the match, it shall be the decision of the League Office (via the Commissioner's Office) whether to hold the match. The authority to cancel or postpone a match rests solely with the Commissioner's Office, or an appointed designee of MLS. Communication with the League's designee will be coordinated through the on-site League Operations and Competitions representative.

The kick-off time; date (foreseen for the following day) and location shall be decided by MLS in consultation with the participating Clubs. Any matter requiring further decision shall be determined by MLS.

### **5.3. Authority of the Referee**

Once a match has commenced, only the Referees will have the authority to temporarily suspend play; provided, however, that the Commissioner's Office has the sole ability to cancel a match. Under no circumstances are the Referees authorized to unilaterally cancel, postpone or terminate a match.

The Referees may only delay a match for one of the reasons listed below:

- Severe weather;
- Field invasion; or
- Miscellaneous threat to player and Club safety.

### **5.4. Restart**

If a Playoff match is postponed, resumed after the postponement period, or rescheduled for a later date, all match conditions and statistics will remain constant including the following:

**5.4.1. Official Lineup.** The Official Lineup (Match Roster) signed by each Club and submitted to the Referees prior to the match will not change in any way.

**5.4.2. On-Field Discipline.** All instances of on-field discipline will apply to the match in its entirety (e.g., a player sent off during play before the match is postponed will not be allowed to appear when the match is resumed, and players holding yellow cards in the match will continue to hold those cards).

**5.4.3. Officiating Crew.** Should a match be postponed to a later date, the League Office and PRO will make all reasonable efforts to ensure that the same officiating crew completes the entire match.

**5.4.4. Substitutions.** No additional substitutions will be allowed beyond the current three (3) substitution rule.

### **5.5. Match Recommencement**

The match must restart on the same spot where the postponed match action occurred (i.e. free-kick, throw-in, goal kick, corner kick, penalty, etc.). If the match was stopped during the normal flow of the match, a dropped ball on the spot where it was postponed shall be used to restart. The match shall recommence with the same players on the pitch and substitutes available as when the match was initially postponed.



Any player in play at the time the match was postponed who subsequently is injured before the resumption of the match and cannot play may only be replaced by a substitute on the Official Match Day Roster of the postponed match. Such substitute will NOT count against a Club's normally allotted substitutions. No additional substitutes may be added to the list of players on the official match day roster. The Clubs can make only the number of substitutions to which they were still entitled when the match was abandoned (except as provided above in the case of a subsequent injury). The League Office will have full discretion to determine the extent or nature of any injury that occurs between the postponement and resumption of the match.

5.5.1. Warm-Up Period. Depending on the length of suspended play, a standard amount of warm-up time has been determined as follows:

<b>MATCH DELAY</b>	<b>WARM UP LENGTH</b>
Less than ten minutes (>10:00)	Five minutes (5:00)
Ten minutes (10:00) to thirty minutes (30:00)	Ten minutes (10:00)
Thirty minutes (30:00) to sixty minutes (60:00)	Fifteen minutes (15:00)
Great than sixty minutes (<60:00)	Twenty minutes (20:00)

The League Office, in consultation with both Clubs and Referees will have discretion to reduce the warm-up periods outlined above.

In the event a match is postponed due to severe weather, play may resume once deemed safe to do so by authorized Stadium personnel based on factors of the weather (e.g., vacates area quickly). It is not necessary to wait thirty minutes (30:00) due to severe weather, however, a risk assessment should be conducted prior to resuming play.



# MLS CUP PLAYOFFS: HOW THEY GET HERE

## 1996

**Who Qualified:** The top four teams from both the Eastern and Western Conferences were seeded to start the conference semifinals, with the 1 seeds playing the number 4's and the No. 2's vs. No. 3's.

**Format:** Both the Conference Semifinals (first round) and Conference Finals (second round) were designed on a **Best-of-Three** format with the first game hosted by the lower-seeded team and the final two games (Game Three if necessary) at the home of the higher seeded team. The first team to *win two games* in regulation or via the shootout advanced to the next playoff round (since the shootout was in place from 1996-1999 no games ended in ties).

## 1997 - 1999

**Who Qualified:** As in 1996, the top four teams in each conference advanced to the MLS Cup Playoffs.

**Format:** As in 1996, a **Best-of-Three** format was utilized in the Conference Semifinals and Conference Finals (no games ended in ties due to the shootout). However, a change to the format allowed the higher seeded teams to host Game One and Game Three, unlike in 1996 when the higher seed played Games Two and Three (if necessary) at home.

## 2000 - 2002

**Who Qualified:** With the introduction of a new three-division alignment in 2000, a single playoff table was established to determine postseason berths and seeds.

Although a two-conference alignment was re-introduced in 2002 following the contraction of Miami and Tampa Bay, the system based on the single playoff table remained. The single playoff table ensured that only the League's eight best teams during the regular season qualified for postseason play, eliminating situations like what occurred in 1999, when the San Jose Clash failed to qualify for the playoffs despite finishing with more points (37) than the No. 3 and No. 4 seeds in the Eastern Conference.

The three division winners (2000-01) or two conference champions (2002) were given automatic top seeds entering the postseason. The rest of the field was seeded according to final regular season point totals regardless of conference affiliation.

**Format:** During the first round, the seeding placed seed No. 1 vs. No. 8, No. 2 vs. No. 7, No. 3 vs. No. 6 and No. 4 vs. No. 5 in the MLS Cup Playoff Quarterfinals. In the semifinal round, the winner of the 1 vs. 8 series advanced to face the winner of the 4 vs. 5 series, while the victors of the 3 vs. 6 and 2 vs. 7 series played for the right to compete in MLS Cup.

The team that advanced was based on a "first-to-five-points" format with a win earning three points and a tie one point (ties were first introduced in MLS in the 2000 regular season in conjunction with the elimination of the shootout). The first team to compile five points or more in three games advanced to the following round. If the series was tied in points after a Game Three, a 20-minute golden-goal Series Tiebreaker was played, followed by penalty kicks if necessary. As was the case from 1997-1999, the higher seed hosted Game One and Game Three in each series.

## 2003-2006

**Who Qualified:** As was the case between 1996 and 1999, the top four teams in each conference advance to the Conference Semifinals.

**Format:** Conference Semifinal series are conducted under a home-and-home, aggregate-goal format. The aggregate goal format follows the lead of various international competitions, including Europe's UEFA Champions League and South America's Copa Libertadores. In the case that teams are tied on aggregate goals following the conclusion of Game 2 of the Conference Semifinal series, a 30-minute extra time period is played followed by penalty kicks if necessary. The two teams left standing in each conference after the Conference Semifinals will meet in the single-game Conference Championship to be hosted by the higher seed. The winners of each Conference Championship advance to MLS Cup.

## 2007-10

**Who Qualified:** In 2007, 2009 and 2010, the top two teams in each conference qualified and were seeded 1 & 2 in their respective four-team playoff conference brackets. The four MLS teams with the next most points, regardless of conference, received "wild card" berths. The four wildcard teams were seeded according to conference first. If more than four teams qualified from one conference, those finishing lower than fourth in their conference shifted over to the other conference bracket. A team switching conference brackets was seeded below all other teams in its new conference playoff bracket. For 2008, the top three teams in each conference qualified, with the next four teams with the most points, regardless of conference, receiving "wildcard" berths.

**Format:** Same as from 2003-2006.

## 2011

**Who Qualified:** Beginning in 2011, 10 teams qualified for the playoffs. The top three finishers in each conference, based on regular season points, were given automatic berths. The next best four clubs based on regular season points, irrespective of conference, received wild cards.

**Format:** The four wild cards played single elimination games against each other, with higher seeds hosting (1 vs. 4; 2 vs. 3). These play-in games are part of the MLS Cup Playoffs. After the two play-in games, the lowest remaining seed faced the Supporters' Shield winner in the Conference Semifinals; the other faced the No. 1 seed in the opposite conference from the Supporters' Shield winner. The No. 2 and No. 3 placed teams in each conference met in the semifinals, with the higher seed holding homefield advantage for the second leg. The winners of the Conference Semifinal Series met in a one-game Conference Championship, hosted by the highest seeds, with the winners advancing to MLS Cup.

## 2012-14

**Who Qualified:** Ten teams qualified for the playoffs. The top five in points from each conference at the end of the regular season, qualified for the MLS Cup Playoffs.

### Format:

The fourth and fifth place teams in each conference played a single knockout game, the winner of which advanced to the Conference Semifinals and faced the first place team in the conference. The four Conference Semifinals were two-game aggregate series, with the lower seed hosting the first leg and the higher seed hosting the second leg. The two Conference Championships were two-game aggregate series, with the lower seed hosting the first leg and the higher seed hosting the second leg. MLS Cup was a single championship match hosted by the higher seed.

## 2015-16

**Who Qualified:** Twelve teams qualified for the playoffs. The top six in points from each conference at the end of the regular season, qualified for the MLS Cup Playoffs.

### Format:

The third seed played the sixth seed, and the fourth seed played the fifth seed, in each conference in a single knockout game. The lower-seeded winners of the Knockout Round advanced to the Conference Semifinals and faced the first-place team in each conference; the higher-seeded winners of the Knockout Round advanced to the Conference Semifinals and faced the second-place team in the conference. The four Conference Semifinals were two-game aggregate series, with the lower seed hosting the first leg and the higher seed hosting the second leg. The two Conference Championships were two-game aggregate series, with the lower seed hosting the first leg and the higher seed hosting the second leg. MLS Cup was a single championship match hosted by the higher seed.



## 2015 MAJOR LEAGUE SOCCER PLAYOFF RESULTS

### KNOCKOUT ROUND

D.C. United (4E) vs. New England Revolution (5E)  
 Oct. 28 New England at D.C. United 1-2 11,554

Seattle Sounders FC (4W) vs. LA Galaxy (5W)  
 Oct. 28 LA at Seattle 2-3 39,537

Montréal Impact (3E) vs. Toronto FC (6E)  
 Oct. 29 Toronto at Montréal 0-3 18,069

Portland Timbers (3W) vs. Sporting Kansas City (6W)  
 Oct. 29 Kansas City at Portland 2-2 (OT) 21,144  
*(Portland Timbers win 7-6 on penalty kicks)*

### EASTERN CONFERENCE SEMIFINALS

New York Red Bulls (1E) vs. D.C. United  
 Nov. 1 New York at D.C. United 0-1 19,525  
 Nov. 8 D.C. United at New York 0-1 25,219  
*(New York Red Bulls win on aggregate 2-0)*

Columbus Crew SC (2E) vs. Montréal Impact  
 Nov. 1 Columbus at Montréal 1-2 17,655  
 Nov. 8 Montréal at Columbus 1-3 19,026  
*(Columbus Crew SC win on aggregate 4-3)*

### WESTERN CONFERENCE SEMIFINALS

FC Dallas (1W) vs. Seattle Sounders FC  
 Nov. 1 Dallas at Seattle 1-2 39,599  
 Nov. 8 Seattle at Dallas 1-2 (OT) 17,287  
*(aggregate 3-3; FC Dallas win 4-2 on penalty kicks)*

Vancouver Whitecaps FC (2W) vs. Portland Timbers  
 Nov. 1 Portland at Vancouver 0-0 21,144  
 Nov. 9 Vancouver at Portland 2-0 27,837  
*(Portland Timbers win on aggregate 2-0)*

### EASTERN CONFERENCE CHAMPIONSHIP

New York Red Bulls vs. Columbus Crew SC  
 Nov. 22 New York at Columbus 0-2 21,617  
 Nov. 29 Columbus at New York 0-1 25,219  
*(Columbus Crew SC win on aggregate 4-3)*

### WESTERN CONFERENCE CHAMPIONSHIP

FC Dallas vs. Portland Timbers  
 Nov. 22 Portland at Dallas 3-1 21,144  
 Nov. 29 Dallas at Portland 2-2 20,966  
*(Portland Timbers win on aggregate 5-3)*

### MLS CUP 2015

Mapfre Stadium – Columbus, Ohio  
 Dec. 6 Columbus vs. Portland 1-2 21,747

## 2014 MAJOR LEAGUE SOCCER PLAYOFF RESULTS

### KNOCKOUT ROUND

New York Red Bulls (4E) vs. Sporting Kansas City (5E)  
 Oct. 30 Kansas City at New York 1-2 15,518

FC Dallas (4W) vs. Vancouver Whitecaps FC (5W)  
 Oct. 29 Vancouver at Dallas 1-2 10,279

### EASTERN CONFERENCE SEMIFINALS

D.C. United (1E) vs. New York Red Bulls  
 Nov. 2 D.C. United at New York 0-2 18,054  
 Nov. 8 New York at D.C. United 1-2 20,187  
*(New York Red Bulls win on aggregate 3-2)*

New England Revolution (2E) vs. Columbus Crew (3E)  
 Nov. 1 New England at Columbus 4-2 9,074  
 Nov. 9 Columbus at New England 1-3 20,184  
*(New England Revolution win on aggregate 7-3)*

### WESTERN CONFERENCE SEMIFINALS

Seattle Sounders FC (1W) vs. FC Dallas  
 Nov. 2 Seattle at Dallas 1-1 16,112  
 Nov. 10 Dallas at Seattle 0-0 38,912  
*(aggregate 1-1; Seattle Sounders FC win on away goals)*

LA Galaxy (2W) vs. Real Salt Lake (3W)  
 Nov. 1 LA at Real Salt Lake 0-0 20,173  
 Nov. 9 Real Salt Lake at LA 0-5 27,000  
*(LA Galaxy win on aggregate 5-0)*

### EASTERN CONFERENCE CHAMPIONSHIP

New England Revolution vs. New York Red Bulls  
 Nov. 23 New England at New York 2-1 25,000  
 Nov. 29 New York at New England 2-2 32,698  
*(New England Revolution win on aggregate 4-3)*

### WESTERN CONFERENCE CHAMPIONSHIP

Seattle Sounders FC vs. LA Galaxy  
 Nov. 23 Seattle at LA 0-1 27,000  
 Nov. 30 LA at Seattle 1-2 46,758  
*(aggregate 2-2; LA Galaxy win on away goals)*

### MLS CUP 2014

StubHub Center – Carson, Calif.  
 Dec. 7 LA vs. New England 2-1 (OT) 27,000



## 2013 MAJOR LEAGUE SOCCER PLAYOFF RESULTS

### KNOCKOUT ROUND

Houston Dynamo (E4) vs. Montreal Impact (E5)  
 Oct. 31 Montreal at Houston 0-3 10,476

Seattle Sounders FC (W4) vs Colorado Rapids (W5)  
 Oct. 30 Colorado at Seattle 0-2 32,204

### EASTERN CONFERENCE SEMIFINALS

New York Red Bulls (1E) vs. Houston Dynamo (4E)  
 Nov. 3 New York at Houston 2-2 20,626  
 Nov. 6 Houston at New York 2-1 22,264  
*(Houston Dynamo win on aggregate 4-3)*

Sporting KC (2E) vs. New England Revolution (3E)  
 Nov. 2 Kansas City at New England 1-2 15,164  
 Nov. 6 New England at Kansas City 1-3 (OT) 19,031  
*(Sporting Kansas City win on aggregate 4-3)*

### WESTERN CONFERENCE SEMIFINALS

Portland Timbers (1W) vs Seattle Sounders FC (4W)  
 Nov. 2 Portland at Seattle 2-1 38,507  
 Nov. 7 Seattle at Portland 2-3 20,674  
*(Portland Timbers win on aggregate 5-3)*

Real Salt Lake (2W) vs Los Angeles Galaxy (3W)  
 Nov. 3 Real Salt Lake at LA 0-1 27,000  
 Nov. 7 LA at Real Salt Lake 0-2 (OT) 19,042  
*(Real Salt Lake win on aggregate 2-1)*

### EASTERN CONFERENCE CHAMPIONSHIP

Sporting Kansas City vs Houston Dynamo  
 Nov. 9 Kansas City at Houston 0-0 22,107  
 Nov. 23 Houston at Kansas City 1-2 21,650  
*(Sporting Kansas City win on aggregate 2-1)*

### WESTERN CONFERENCE CHAMPIONSHIP

Portland Timbers vs. Real Salt Lake  
 Nov. 10 Portland at Real Salt Lake 2-4 17,333  
 Nov. 24 Real Salt Lake at Portland 1-0 20,674  
*(Real Salt Lake win on aggregate 5-2)*

### MLS CUP 2013

Sporting Park – Kansas City, Kan.  
 Dec. 7 Real Salt Lake at Kansas City 1-1 (OT) 21,650  
*(Sporting Kansas City win 7-6 on penalty kicks)*

## 2012 MAJOR LEAGUE SOCCER PLAYOFF RESULTS

### KNOCKOUT ROUND

Chicago Fire (E4) vs. Houston Dynamo (E5)  
 Oct. 31 Houston at Chicago 2-1 10,923

LA Galaxy (W4) vs. Vancouver Whitecaps FC (W5)  
 Nov. 1 Vancouver at LA Galaxy 1-2 14,703

### EASTERN CONFERENCE SEMIFINALS

Sporting Kansas City (1E) vs. Houston Dynamo (4E)  
 Nov. 4 Kansas City at Houston 0-2 20,689  
 Nov. 7 Houston at Kansas City 0-1 20,894  
*(Houston Dynamo win on aggregate 2-1)*

D.C. United (2E) vs. New York Red Bulls (3E)  
 Nov. 3 New York at D.C. United 1-1 17,556  
 Nov. 6 D.C. United at New York 1-0 14,035  
*(D.C. United win on aggregate 2-1)*

### WESTERN CONFERENCE SEMIFINALS

San Jose Earthquakes (1W) vs. LA Galaxy (4W)  
 Nov. 4 San Jose at LA 1-0 27,000  
 Nov. 3 LA at San Jose 3-1 10,744  
*(LA Galaxy win on aggregate 3-2)*

Real Salt Lake (2W) vs. Seattle Sounders FC (3W)  
 Nov. 2 Real Salt Lake at Seattle 0-0 34,941  
 Nov. 8 Seattle at Real Salt Lake 1-0 19,657  
*(Seattle Sounders FC win on aggregate 1-0)*

### EASTERN CONFERENCE CHAMPIONSHIP

D.C. United vs. Houston Dynamo  
 Nov. 11 D.C. United at Houston 1-3 22,101  
 Nov. 18 Houston at D.C. United 1-1 20,015  
*(Houston Dynamo win on aggregate 4-2)*

### WESTERN CONFERENCE CHAMPIONSHIP

Seattle Sounders FC vs. LA Galaxy  
 Nov. 11 Seattle at LA Galaxy 0-3 27,000  
 Nov. 18 LA Galaxy at Seattle 1-2 44,575  
*(LA Galaxy win on aggregate 4-2)*

### MLS CUP 2012

The Home Depot Center – Carson, Calif.  
 Dec. 1 LA Galaxy vs. Houston 3-1 30,510



## 2011 MAJOR LEAGUE SOCCER PLAYOFF RESULTS

### WILD CARD MATCHES

FC Dallas (WC1) vs. New York Red Bulls (WC4)  
Oct. 26 New York at Dallas 2-0 10,017

Colorado Rapids (WC2) vs. Columbus Crew (WC3)  
Oct. 27 Columbus at Colorado 0-1 7,803

### EASTERN CONFERENCE SEMIFINALS

Sporting Kansas City (1E) vs. Colorado Rapids (4E)  
Oct. 30 Kansas City at Colorado 2-0 8,601  
Nov. 2 Colorado at Kansas City 0-2 18,565  
*(Sporting Kansas City win on aggregate 4-0)*

Houston Dynamo (2E) vs. Philadelphia Union (3E)  
Oct. 30 Houston at Philadelphia 2-1 18,539  
Nov. 6 Philadelphia at Houston 0-1 24,479  
*(Houston Dynamo win on aggregate 3-1)*

### WESTERN CONFERENCE SEMIFINALS

LA Galaxy (1W) vs. New York Red Bulls (4W)  
Oct. 30 LA at New York 1-0 22,663  
Nov. 3 New York at LA 1-2 20,000  
*(LA Galaxy win on aggregate 3-1)*

Seattle Sounders FC (2W) vs. Real Salt Lake (3W)  
Oct. 30 Seattle at Real Salt Lake 0-3 17,067  
Nov. 2 Real Salt Lake at Seattle 0-2 36,021  
*(Real Salt Lake win on aggregate 3-2)*

**EASTERN CONFERENCE CHAMPIONSHIP**  
Nov. 6 Houston at Kansas City 2-0 20,839

**WESTERN CONFERENCE CHAMPIONSHIP**  
Nov. 6 Real Salt Lake at LA 1-3 23,437

### MLS CUP 2011

The Home Depot Center – Carson, Calif.  
Nov. 20 LA Galaxy vs. Houston 1-0 30,281

## 2010 MAJOR LEAGUE SOCCER PLAYOFF RESULTS

### EASTERN CONFERENCE SEMIFINALS

New York Red Bulls (1E) vs. San Jose Earthquakes (4E)  
Oct. 30 New York at San Jose 1-0 10,525  
Nov. 4 San Jose at New York 3-1 22,839  
*(San Jose Earthquakes win on aggregate 3-2)*

Columbus Crew (2E) vs. Colorado Rapids (3E)  
Oct. 28 Columbus at Colorado 0-1 11,872  
Nov. 6 Colorado at Columbus 1-2 10,322  
*(aggregate 2-2; Rapids win 5-4 on penalty kicks)*

### WESTERN CONFERENCE SEMIFINALS

Los Angeles Galaxy (1W) vs. Seattle Sounders FC (4W)  
Oct. 31 Los Angeles at Seattle 1-0 35,521  
Nov. 7 Seattle at Los Angeles 1-2 27,000  
*(Los Angeles Galaxy win on aggregate 3-1)*

Real Salt Lake (2W) vs. FC Dallas (3W)  
Oct. 30 Real Salt Lake at Dallas 1-2 11,003  
Nov. 6 Dallas at Real Salt Lake 1-1 19,324  
*(FC Dallas win on aggregate 2-1)*

**EASTERN CONFERENCE CHAMPIONSHIP**  
Nov. 14 Dallas at Los Angeles 3-0 27,000

**WESTERN CONFERENCE CHAMPIONSHIP**  
Nov. 13 San Jose at Colorado 1-0 17,779

### MLS CUP 2010

BMO Field – Toronto, Ont., Canada  
Nov. 21 Colorado vs. Dallas 2-1(OT) 21,700



## 2009 MAJOR LEAGUE SOCCER PLAYOFF RESULTS

### EASTERN CONFERENCE SEMIFINALS

Columbus Crew (1E) vs. Real Salt Lake (4E)  
 Oct. 31 Columbus at Real Salt Lake 0-1 11,499  
 Nov. 5 Real Salt Lake at Columbus 3-2 10,109  
*(Real Salt Lake win on aggregate 4-2)*

Chicago Fire (2E) vs. New England Revolution (3E)  
 Nov. 1 Chicago at New England 1-2 7,416  
 Nov. 7 New England at Chicago 0-2 21,528  
*(Chicago Fire win on aggregate 3-2)*

### WESTERN CONFERENCE SEMIFINALS

Los Angeles Galaxy (1W) vs. Chivas USA (4W)  
 Nov. 1 Los Angeles at Chivas USA 2-2 25,128  
 Nov. 8 Chivas USA at Los Angeles 0-1 27,000  
*(Los Angeles Galaxy win on aggregate 3-2)*

Houston Dynamo (2W) vs. Seattle Sounders FC (3W)  
 Oct. 29 Houston at Seattle 0-0 35,807  
 Nov. 8 Seattle at Houston 0-1 (OT) 27,465  
*(Houston Dynamo win on aggregate 1-0)*

**EASTERN CONFERENCE CHAMPIONSHIP**  
 Nov. 14 Real Salt Lake at Chicago 0-0 (OT) 21,723  
*(Real win 5-4 on penalty kicks)*

**WESTERN CONFERENCE CHAMPIONSHIP**  
 Nov. 13 Houston at Los Angeles 0-2 (OT) 25,373

### MLS CUP 2009

Qwest Field – Seattle, Wash.  
 Nov. 22 Real Salt Lake vs. LA Galaxy 1-1(OT) 46,011  
*Real Salt Lake win 5-4 on penalty kicks*

## 2008 MAJOR LEAGUE SOCCER PLAYOFF RESULTS

### EASTERN CONFERENCE SEMIFINALS

Columbus Crew (1E) vs. Kansas City Wizards (4E)  
 Nov. 1 Columbus at Kansas City 1-1 10,385  
 Nov. 8 Kansas City at Columbus 0-2 11,153  
*(Columbus Crew win on aggregate 3-1)*

Chicago Fire (2E) vs. New England Revolution (3E)  
 Oct. 30 Chicago at New England 0-0 5,221  
 Nov. 6 New England at Chicago 0-3 17,312  
*(Chicago Fire win on aggregate 3-0)*

### WESTERN CONFERENCE SEMIFINALS

Houston Dynamo (1W) vs. New York Red Bulls (4W)  
 Nov. 1 Houston at New York 1-1 11,578  
 Nov. 9 New York at Houston 3-0 30,053  
*(New York Red Bulls win on aggregate 4-1)*

Chivas USA (2W) vs. Real Salt Lake (3W)  
 Nov. 1 Chivas USA at Real Salt Lake 0-1 14,791  
 Nov. 8 Real Salt Lake at Chivas USA 2-2 19,265  
*(Real Salt Lake win on aggregate 3-2)*

**EASTERN CONFERENCE CHAMPIONSHIP**  
 Nov. 13 Chicago at Columbus 1-2 14,688

**WESTERN CONFERENCE CHAMPIONSHIP**  
 Nov. 15 New York at Real Salt Lake 1-0 20,008

### MLS CUP 2008

The Home Depot Center – Carson, Calif.  
 Nov. 23 Columbus vs. New York 3-1 27,000



## 2007 MAJOR LEAGUE SOCCER PLAYOFF RESULTS

### EASTERN CONFERENCE SEMIFINALS

D.C. United (1E) vs. Chicago Fire (4E)  
 Oct. 25 D.C. United at Chicago 0-1 17,834  
 Nov. 1 Chicago at D.C. United 2-2 19,438  
*(Chicago Fire win on aggregate 3-2)*

New England Revolution (2E) vs. New York Red Bulls (3E)  
 Oct. 27 New England at New York 0-0 14,165  
 Nov. 3 New York at New England 0-1 10,116  
*(New England Revolution win on aggregate 1-0)*

### WESTERN CONFERENCE SEMIFINALS

Chivas USA (1W) vs. Kansas City Wizards (5E)  
 Oct. 27 Chivas USA at Kansas City 0-1 12,442  
 Nov. 3 Kansas City at Chivas USA 0-0 19,711  
*(Kansas City Wizards win on aggregate 1-0)*

Houston Dynamo (2W) vs. FC Dallas (3W)  
 Oct. 27 Houston at FC Dallas 0-1 12,537  
 Nov. 2 FC Dallas at Houston 1-4 (OT) 30,088  
*(Houston Dynamo win on aggregate 4-2)*

**EASTERN CONFERENCE CHAMPIONSHIP**  
 Nov. 8 Chicago at New England 0-1 10,317

**WESTERN CONFERENCE CHAMPIONSHIP**  
 Nov. 10 Kansas City at Houston 0-2 30,972

**MLS CUP 2007**  
 RFK Memorial Stadium – Washington, D.C.  
 Nov. 18 Houston vs. New England 2-1 39,859

## 2006 MAJOR LEAGUE SOCCER PLAYOFF RESULTS

### EASTERN CONFERENCE SEMIFINALS

D.C. United (1E) vs. New York Red Bulls (4E)  
 Oct. 21 D.C. United at New York 1-0 8,630  
 Oct. 29 New York at D.C. United 1-1 21,455  
*(D.C. United win on aggregate 2-1)*

New England Revolution (2E) vs. Chicago Fire (3E)  
 Oct. 22 New England at Chicago 0-1 10,217  
 Oct. 28 Chicago at New England 1-2 (OT) 9,372  
*(aggregate 2-2; Revolution win on penalty kicks 4-2)*

### WESTERN CONFERENCE SEMIFINALS

FC Dallas (1W) vs. Colorado Rapids (4W)  
 Oct. 21 FC Dallas at Colorado 2-1 4,176  
 Oct. 28 Colorado at FC Dallas 3-2 (OT) 15,486  
*(aggregate 4-4; Rapids win on penalty kicks 5-4)*

Houston Dynamo (2W) vs. Chivas USA (3W)  
 Oct. 22 Houston at Chivas USA 1-2 15,110  
 Oct. 29 Chivas USA at Houston 0-2 17,440  
*(Dynamo win on aggregate 3-2)*

**EASTERN CONFERENCE CHAMPIONSHIP**  
 Nov. 5 New England at D.C. United 1-0 19,552

**WESTERN CONFERENCE CHAMPIONSHIP**  
 Nov. 5 Colorado at Houston 1-3 23,107

**MLS CUP 2006**  
 Pizza Hut Park – Frisco, Texas  
 Nov. 12 Houston vs. New England 1-1 22,427  
*Houston Dynamo win on penalty kicks 4-3*



## 2005 MAJOR LEAGUE SOCCER PLAYOFF RESULTS

### EASTERN CONFERENCE SEMIFINALS

New England Revolution (1E) vs. MetroStars (4E)  
Oct. 22 New England at MetroStars 0-1 10,003  
Oct. 29 MetroStars at New England 1-3 9,581  
*(Revolution win on aggregate 3-2)*

D.C. United (2E) vs. Chicago Fire (3E)  
Oct. 21 D.C. United at Chicago Fire 0-0 11,463  
Oct. 30 Chicago Fire at D.C. United 4-0 20,089  
*(Fire win on aggregate 4-0)*

### WESTERN CONFERENCE SEMIFINALS

S.J. Earthquakes (1W) vs. L.A. Galaxy (4W)  
Oct. 23 San Jose at Los Angeles 1-3 17,466  
Oct. 29 Los Angeles at San Jose 1-1 17,824  
*(Galaxy win on aggregate 4-2)*

FC Dallas (2W) vs. Colorado Rapids (3W)  
Oct. 22 FC Dallas at Colorado 0-0 9,625  
Oct. 29 Colorado at FC Dallas 2-2 10,104  
*(aggregate 2-2; Rapids win on penalty kicks 5-4)*

### EASTERN CONFERENCE CHAMPIONSHIP

Nov. 6 Chicago at New England 0-1 18,118

### WESTERN CONFERENCE CHAMPIONSHIP

Nov. 5 Los Angeles at Colorado 2-0 12,789

### MLS CUP 2005

Pizza Hut Park – Frisco, Texas  
Nov. 13 Los Angeles vs. New England 1-0 21,193

## 2004 MAJOR LEAGUE SOCCER PLAYOFF RESULTS

### EASTERN CONFERENCE SEMIFINALS

Columbus Crew (1E) vs. New England Revolution (4E)  
Oct. 23 Columbus at New England 0-1 5,679  
Oct. 31 New England at Columbus 1-1 15,224  
*(Revolution win on aggregate 2-1)*

D.C. United (2E) vs. MetroStars (3E)  
Oct. 23 D.C. United at MetroStars 2-0 11,161  
Oct. 30 MetroStars at D.C. United 0-2 15,763  
*(United win on aggregate 4-0)*

### WESTERN CONFERENCE SEMIFINALS

K.C. Wizards (1W) vs S.J. Earthquakes (4W)  
Oct. 24 Kansas City at San Jose 0-2 8,659  
Oct. 30 San Jose at Kansas City 0-3 10,022  
*(Wizards win on aggregate 3-2)*

Los Angeles Galaxy (2W) vs. Colorado Rapids (3W)  
Oct. 22 Los Angeles at Colorado 0-1 8,028  
Oct. 30 Colorado at Los Angeles 0-2 20,026  
*(Galaxy win on aggregate 2-1)*

### EASTERN CONFERENCE CHAMPIONSHIP

Nov. 6 New England at D.C. United 3-3 (aet) 21,101  
*United win 4-3 on penalty kicks*

### WESTERN CONFERENCE CHAMPIONSHIP

Nov. 5 Los Angeles at Kansas City 0-2 11,931

### MLS CUP 2004

The Home Depot Center – Carson, Calif.  
Nov. 14 D.C. United vs. Kansas City 3-2 25,797





## 2003 MAJOR LEAGUE SOCCER PLAYOFF RESULTS

### WESTERN CONFERENCE SEMIFINALS

S.J. Earthquakes (1W) vs. L.A. Galaxy (4W)  
 Nov. 1 San Jose at Los Angeles 0-2 20,201  
 Nov. 9 Los Angeles at San Jose 2-5 (OT) 14,145  
*(Earthquakes win on aggregate 5-4)*

Kansas City Wizards (2W) vs. Colorado Rapids (3W)  
 Nov. 4 Kansas City at Colorado 1-1 15,202  
 Nov. 8 Colorado at Kansas City 0-2 10,712  
*(Wizards win on aggregate 3-1)*

### EASTERN CONFERENCE SEMIFINALS

Chicago Fire (1E) vs. D.C. United (4E)  
 Nov. 1 Chicago at D.C. United 2-0 15,202  
 Nov. 9 D.C. United at Chicago 0-2 15,312  
*(Fire win on aggregate 4-0)*

New England Revolution (2E) vs. MetroStars (3E)  
 Nov. 1 New England at MetroStars 2-0 10,211  
 Nov. 9 MetroStars at New England 1-1 14,823  
*(Revolution win on aggregate 3-1)*

### EASTERN CONFERENCE FINAL

Nov. 14 New England at Chicago 0-1 (OT) 14,610

### WESTERN CONFERENCE FINAL

Nov. 15 Kansas City at San Jose 2-3 (OT) 16,108

### MLS CUP 2003

The Home Depot Center – Carson, Calif.  
 Nov. 14 San Jose vs. Chicago 4-2 27,000

## 2002 MAJOR LEAGUE SOCCER PLAYOFF RESULTS

### MLS CUP PLAYOFF QUARTERFINALS

Los Angeles Galaxy (1) vs. Kansas City Wizards (8)  
 Sept. 25 Kansas City at Los Angeles 2-3 14,585  
 Sept. 28 Los Angeles at Kansas City 1-4 9,484  
 Oct. 2 Kansas City at Los Angeles 2-5 14,713  
*(Galaxy win series 6 points to 3)*

New England Revolution (2) vs. Chicago Fire (7)  
 Sept. 26 Chicago at New England 0-2 6,306  
 Sept. 29 New England at Chicago 1-2 9,434  
 Oct. 2 Chicago at New England 0-2 6,954  
*(Revolution win series 6 points to 3)*

San Jose Earthquakes (3) vs. Columbus Crew (6)  
 Sept. 25 Columbus at San Jose 2-1 8,069  
 Sept. 28 San Jose at Columbus 1-2 13,004  
*(Crew win series 6 points to 0)*

Dallas Burn (4) vs. Colorado Rapids (5)  
 Sept. 25 Colorado at Dallas 2-4 6,360  
 Sept. 28 Dallas at Colorado 0-1 9,637  
 Oct. 2 Colorado at Dallas 1-1 8,008  
*(Series tied 4-4 on points; Colorado wins series tiebreaker after Game Three)*

### MLS CUP PLAYOFF SEMIFINALS

Los Angeles (1) vs. Colorado Rapids (5)  
 Oct. 5 Colorado at Los Angeles 0-4 24,742  
 Oct. 9 Los Angeles at Colorado 1-0 12,367  
*(Galaxy win series 6 points to 0)*

New England Revolution (2) vs. Columbus Crew (6)  
 Oct. 6 Columbus at New England 0-0 11,387  
 Oct. 9 New England at Columbus 1-0 10,245  
 Oct. 12 Columbus at New England 2-2 9,216  
*(Revolution win series 5 points to 2)*

### MLS CUP 2002

Gillette Stadium – Foxborough, Mass.  
 Oct. 20 Los Angeles vs. New England 1-0 (OT) 61,216



## 2001 MAJOR LEAGUE SOCCER PLAYOFF RESULTS

### MLS CUP PLAYOFF QUARTERFINALS

Miami Fusion (No. 1) vs. Kansas City Wizards (No. 8)  
 Sept. 22 Kansas City at Miami 0-2 6,281  
 Sept. 26 Miami at Kansas City 0-3 5,803  
 Sept. 29 Kansas City at Miami 1-2 8,119  
*(Miami wins series 6 points to 3)*

Chicago Fire (No. 2) vs. Dallas Burn (No. 7)  
 Sept. 20 Dallas at Chicago 0-2 8,314  
 Sept. 23 Chicago at Dallas 1-1 (OT) 17,149  
 Sept. 29 Dallas at Chicago 0-2 12,811  
*(Chicago wins series 7 points to 1)*

Los Angeles Galaxy (No. 3) vs. MetroStars (No. 6)  
 Sept. 23 MetroStars at Los Angeles 1-1 (OT) 11,580  
 Sept. 26 Los Angeles at MetroStars 1-4 12,817  
 Sept. 29 MetroStars at Los Angeles 2-3 6,154  
*(Series tied 4-4 on points; Los Angeles wins series tiebreaker after Game Three)*

Columbus Crew (No. 4) vs. S.J. Earthquakes (No. 5)  
 Sept. 22 San Jose at Columbus 3-1 20,883  
 Sept. 26 Columbus at San Jose 0-3 10,419  
*(San Jose wins series 6 points to 0)*

### MLS CUP PLAYOFF SEMIFINALS

Chicago Fire (No. 2) vs. Los Angeles Galaxy (No. 3)  
 Oct. 10 Los Angeles at Chicago 1-1 (OT) 10,388  
 Oct. 13 Chicago at Los Angeles 0-1 (OT) 10,100  
 Oct. 17 Los Angeles at Chicago 2-1 (OT) 8,320  
*(Los Angeles wins series 7 points to 1)*

Miami Fusion (No. 1) vs. San Jose (No. 5)  
 Oct. 10 San Jose at Miami 0-1 9,236  
 Oct. 14 Miami at San Jose 0-4 16,119  
 Oct. 17 San Jose at Miami 1-0 (OT) 11,242  
*(San Jose wins series 6 points to 3)*

### MLS CUP 2001

Columbus Crew Stadium – Columbus, Ohio  
 Oct. 21 San Jose vs. Los Angeles 2-1 (OT) 21,626

## 2000 MAJOR LEAGUE SOCCER PLAYOFF RESULTS

### MLS CUP PLAYOFF QUARTERFINALS

Los Angeles Galaxy vs. Tampa Bay Mutiny  
 Sept. 14 Los Angeles at Tampa Bay 1-0 5,583  
 Sept. 20 Tampa Bay at Los Angeles 2-5 13,851  
*(Los Angeles wins series 6 points to 0)*

MetroStars vs. Dallas Burn  
 Sept. 15 Dallas at MetroStars 1-2 (OT) 14,868  
 Sept. 20 MetroStars at Dallas 2-1 7,555  
*(MetroStars win series 6 points to 0)*

New England Revolution vs. Chicago Fire  
 Sept. 15 New England at Chicago 1-2 10,476  
 Sept. 19 Chicago at New England 1-2 10,723  
 Sept. 22 New England at Chicago 0-6 5,972  
*(Chicago wins series 6 points to 3)*

Colorado Rapids vs. Kansas City Wizards  
 Sept. 16 Colorado at Kansas City 0-1 8,682  
 Sept. 20 Kansas City at Colorado 0-0 (OT) 8,789  
 Sept. 24 Colorado at Kansas City 2-3 4,156  
*(Kansas City wins series 7 points to 1)*

### MLS CUP PLAYOFF SEMIFINALS

Los Angeles Galaxy vs. Kansas City Wizards  
 Sept. 29 Los Angeles at Kansas City 0-0 (OT) 11,815  
 Oct. 3 Kansas City at Los Angeles 1-2 (OT) 20,849  
 Oct. 6 Los Angeles at Kansas City 0-1 (0-1\*) 8,320  
*(Kansas City wins series 5 points to 4 after overtime tiebreaker\*)*  
*\*After regulation, both teams were tied in the series at four points each and a 20-minute overtime period which KC won 1-0)*

MetroStars vs. Chicago Fire  
 Sept. 26 MetroStars at Chicago 0-3 7,141  
 Sept. 30 Chicago at MetroStars 0-2 15,476  
 Oct. 6 MetroStars at Chicago 2-3 10,133  
*(Chicago wins series 6 points to 3)*

### MLS CUP 2000

RFK Stadium – Washington, D.C.  
 Oct. 15 Kansas City vs. Chicago 1-0 39,159



## 1999 MAJOR LEAGUE SOCCER PLAYOFF RESULTS

### EASTERN CONFERENCE SEMIFINALS

D.C. United vs. Miami Fusion  
 Oct. 16 Miami at D.C. United 0-2 18,011  
 Oct. 24 D.C. United at Miami 0-0 (SO 3-2) 8,446  
*(D.C. United win series 2 games to 0)*

Tampa Bay Mutiny at Columbus Crew  
 Sept. 17 Tampa Bay at Columbus 0-2 9,188  
 Sept. 22 Columbus at Tampa Bay 2-0 14,392  
*(Columbus win series 2 games to 0)*

### WESTERN CONFERENCE SEMIFINALS

Colorado Rapids vs. Los Angeles Galaxy  
 Oct. 17 Colorado at Los Angeles 0-3 16,307  
 Oct. 24 Los Angeles at Colorado 2-0 6,542  
*(Los Angeles win series 2 games to 1)*

Chicago Fire vs. Dallas Burn  
 Oct. 16 Chicago at Dallas 1-2 10,980  
 Oct. 23 Dallas at Chicago 0-4 13,197  
 Oct. 27 Chicago at Dallas 2-3 9,795  
*(Dallas win series 2 games to 1)*

### EASTERN CONFERENCE FINALS

D.C. United vs. Columbus Crew  
 Oct. 31 Columbus at D.C. United 1-2 14,529  
 Nov. 7 D.C. United at Columbus 1-5 12,778  
 Nov. 13 Columbus at D.C. United 0-4 21,451  
*(D.C. United wins series 2 games to 1)*

### WESTERN CONFERENCE FINALS

Dallas Burn vs. Los Angeles Galaxy  
 Sept. 31 Dallas at Los Angeles 1-2 17,372  
 Nov. 7 Los Angeles at Dallas 2-2 (3-4 SO) 13,816  
 Nov. 11 Dallas at Los Angeles 1-3 25,703  
*(Los Angeles win series 2 games to 1)*

### MLS CUP 1999

Foxboro Stadium – Foxborough, Mass.  
 Nov. 21 D.C. United vs. Los Angeles 2-0 44,910

## 1998 MAJOR LEAGUE SOCCER PLAYOFF RESULTS

### EASTERN CONFERENCE SEMIFINALS

Columbus Crew vs. MetroStars  
 Sept. 30 MetroStars at Columbus 3-5 10,996  
 Oct. 3 Columbus at MetroStars 1-1 (3-2 SO) 11,686  
*(Columbus win series 2 games to 0)*

D.C. United vs. Miami Fusion  
 Sept. 30 Miami at D.C. United 1-2 15,187  
 Oct. 4 D.C. United at Miami 0-0 (3-2 SO) 13,128  
*(D.C. United win series 2 games to 0)*

### WESTERN CONFERENCE SEMIFINALS

Colorado Rapids vs. Chicago Fire  
 Oct. 1 Colorado at Chicago 1-1 (2-3 SO) 12,610  
 Oct. 4 Chicago at Colorado 1-0 6,582  
*(Chicago win series 2 games to 0)*

Los Angeles Galaxy vs. Dallas Burn  
 Oct. 1 Dallas at Los Angeles 1-6 10,047  
 Oct. 4 Los Angeles at Dallas 3-2 8,130  
*(Los Angeles win series 2 games to 0)*

### EASTERN CONFERENCE FINALS

D.C. United vs. Columbus Crew  
 Oct. 11 Columbus at D.C. United 0-2 17,755  
 Oct. 18 D.C. United at Columbus 2-4 13,193  
 Oct. 21 Columbus at D.C. United 0-3 21,453  
*(D.C. United win series 2 games to 1)*

### WESTERN CONFERENCE FINALS

Chicago Fire vs. Los Angeles Galaxy  
 Oct. 10 Chicago at Los Angeles 1-0 25,107  
 Oct. 16 Los Angeles at Chicago 1-1 (SO 1-2) 32,744  
*(Chicago win series 2 games to 0)*

### MLS CUP 1998

Rose Bowl – Pasadena, Calif.  
 Oct. 25 Chicago vs. D.C. United 2-0 51,530



## 1997 MAJOR LEAGUE SOCCER PLAYOFF RESULTS

### EASTERN CONFERENCE SEMIFINALS

Columbus Crew vs. Tampa Bay Mutiny  
 Oct. 5 Columbus at Tampa Bay 2-1 8,272  
 Oct. 8 Tampa Bay at Columbus 2-0 13,102  
*(Columbus wins series 2 games to 0)*

New England Revolution vs. D.C. United  
 Oct. 5 New England at D.C. United 1-4 12,540  
 Oct. 8 D.C. United at New England 1-1 (4-3 SO) 16,233  
*(D.C. United win series 2 games to 0)*

### WESTERN CONFERENCE SEMIFINALS

Colorado Rapids vs. Kansas City Wizards  
 Oct. 4 Colorado at Kansas City 3-0 10,174  
 Oct. 8 Kansas City at Colorado 2-3 13,117  
*(Colorado wins series 2 games to 0)*

Los Angeles Galaxy vs. Dallas Burn  
 Oct. 5 Dallas at Los Angeles 0-0 (2-0 SO) 18,921  
 Oct. 8 Los Angeles at Dallas 0-3 11,248  
*(Dallas wins series 2 games to 0)*

### EASTERN CONFERENCE FINALS

D.C. United vs. Columbus Crew  
 Oct. 12 Columbus at D.C. United 2-3 11,820  
 Oct. 15 D.C. United at Columbus 1-0 9,506  
*(D.C. United wins series 2 games to 0)*

### WESTERN CONFERENCE FINALS

Colorado Rapids vs. Dallas Burn  
 Oct. 12 Colorado at Dallas 1-0 7,376  
 Oct. 15 Dallas at Colorado 1-2 18,452  
*(Colorado wins series 2 games to 0)*

### MLS CUP 1997

RFK Stadium – Washington, D.C.  
 Oct. 26 D.C. United vs. Colorado 2-1 57,431

## 1996 MAJOR LEAGUE SOCCER PLAYOFF RESULTS

### EASTERN CONFERENCE SEMIFINALS

D.C. United vs. MetroStars  
 Sept. 24 D.C. United at MetroStars 2-2 (6-5 SO) 14,416  
 Sept. 27 MetroStars at D.C. United 0-1 21,442  
 Oct. 2 MetroStars at D.C. United 1-2 20,423  
*(D.C. United win series 2 games to 1)*

Tampa Bay Mutiny vs. Columbus Crew  
 Sept. 25 Tampa Bay at Columbus 2-0 20,807  
 Sept. 28 Columbus at Tampa Bay 2-1 13,009  
 Oct. 2 Columbus at Tampa Bay 1-4 6,871  
*(Tampa Bay wins series 2 games to 1)*

### WESTERN CONFERENCE SEMIFINALS

Dallas Burn vs. Kansas City Wiz  
 Sept. 26 Dallas at Kansas City 2-3 4,466  
 Sept. 29 Kansas City at Dallas 1-2 10,125  
 Oct. 2 Kansas City at Dallas 2-2 (3-2 SO) 9,802  
*(Kansas City wins series 2 games to 1)*

Los Angeles Galaxy vs. San Jose Clash  
 Sept. 26 Los Angeles at San Jose 0-1 17,209  
 Sept. 29 San Jose at Los Angeles 0-2 27,833  
 Oct. 2 San Jose at Los Angeles 0-2 30,231  
*(Los Angeles wins series 2 games to 1)*

### EASTERN CONFERENCE FINALS

Tampa Bay Mutiny vs. D.C. United  
 Oct. 10 Tampa Bay at D.C. United 1-4 23,566  
 Oct. 12 D.C. United at Tampa Bay 2-1 9,339  
*(D.C. United wins series 2 games to 0)*

### WESTERN CONFERENCE FINALS

Kansas City Wiz vs. Los Angeles Galaxy  
 Oct. 10 Kansas City at Los Angeles 1-2 25,212  
 Oct. 13 Los Angeles at Kansas City 1-1 (3-1 SO) 11,041  
*(Los Angeles wins series 2 games to 0)*

### MLS CUP 1996

Foxboro Stadium – Foxborough, Mass.  
 Oct. 20 D.C. United vs. Los Angeles 3-2 (OT) 34,643

# 2016 MAJOR LEAGUE SOCCER SEASON NOTES

## SUPPORTERS' SHIELD WINNERS

FC Dallas won the Supporters' Shield for the first time in club history, clinching the best record overall in MLS on the season's final day. A look at how the Supporters' Shield winners have done in the MLS Cup Playoffs:

YEAR	W-L-T	PTS	GF	GA	Playoff Result
TAMPA BAY MUTINY					
1996	20-12-0	58	66	51	East Finals
D.C. UNITED					
1997	21-11-0	55	70	53	MLS Cup Champion
LOS ANGELES GALAXY					
1998	24-8-0	68	85	44	West Finals
D.C. UNITED					
1999	23-9-0	57	65	43	MLS Cup Champion
KANSAS CITY WIZARDS					
2000	16-7-9	57	47	29	MLS Cup Champion
MIAMI FUSION FC					
2001	16-5-5	53	57	36	Semifinals
LOS ANGELES GALAXY					
2002	16-9-3	51	44	33	MLS Cup Champion
CHICAGO FIRE					
2003	15-7-8	53	53	43	MLS Cup Runner-up
COLUMBUS CREW					
2004	12-5-13	49	40	32	Quarterfinals
SAN JOSE EARTHQUAKES					
2005	18-4-10	64	53	31	Quarterfinals
D.C. UNITED					
2006	15-7-10	55	52	38	Semifinals
2007	16-7-7	55	56	34	Quarterfinals
COLUMBUS CREW					
2008	17-7-6	57	50	36	MLS Cup Champion
2009	13-7-10	49	41	31	Quarterfinals
LOS ANGELES GALAXY					
2010	18-7-5	59	44	26	Semifinals
2011	19-5-10	67	48	28	MLS Cup Champion
SAN JOSE EARTHQUAKES					
2012	19-6-9	66	72	43	Quarterfinals
NEW YORK RED BULLS					
2013	17-9-8	59	58	41	Quarterfinals
SEATTLE SOUNDERS FC					
2014	20-10-4	64	65	50	Semifinals
NEW YORK RED BULLS					
2015	18-10-6	60	62	43	Semifinals
FC DALLAS					
2016	17-8-9	60	50	40	?????

## SUPPORTERS' SHIELD DECIDED LATE

For the ninth time in MLS history, the Supporters' Shield was decided in the final game of the season for the final teams involved. For the second year running, the final matches of the season were played simultaneously, and FC Dallas finished in a scoreless draw at the LA Galaxy, while the Colorado Rapids were reaching a 1-1 draw at home with the Houston Dynamo, the results maintained FCD's two-point lead atop the overall table.

Only on one occasion has one team overtaken another to claim the Shield – in 2001, when Miami Fusion FC overtook the Chicago Fire in the final round of games played to secure the best overall record (by virtue of better head-to-head record in the regular season).

On each other occasion, the team leading the Shield race into the final round of matches held onto that placing: 2000 (Kansas City Wizards), 2004 (Columbus Crew), 2009 (Columbus Crew), 2010 (LA Galaxy), 2013 (New York Red Bulls), 2014 (Seattle Sounders FC), 2015 (New York Red Bulls) and 2016.

On three other occasions, two teams were within three points of the top spot entering the final round of matches, but on each occasion the teams holding the advantage had already clinched the tiebreaker (2007, D.C. United; 2006, D.C. United; 2003, Chicago Fire).



## HITTING FOR THE BIG 2-0

For the sixth time in MLS history and the fourth consecutive season, there were multiple players with more than 20 goals. Bradley Wright-Phillips of the New York Red Bulls won the MLS Golden Boot with 24 goals this season – the second time in the last three years he’s finished atop the league’s goalscoring race. Wright-Phillips finished one goal ahead of cross-river rival David Villa of New York City FC, who ended up with 23 goals.

Wright-Phillips became the first player in MLS history to reach the 20-goal plateau in multiple seasons. After this season, 20 players have now scored 20 goals or more in a single MLS campaign.

### 20+ GOALS IN A SINGLE SEASON

YEAR	PLAYER	TEAM	GP	GOALS
1996	Roy Lassiter	TB	30	27
2012	Chris Wondolowski	SJ	32	27
2014	Bradley Wright-Phillips	NY	32	27
1998	Stern John	CLB	27	26
2000	Mamadou Diallo	TB	28	26
<b>2015</b>	<b>Bradley Wright-Phillips</b>	<b>NY</b>	<b>34</b>	<b>24</b>
2002	Carlos Ruiz	LA	26	24
<b>2015</b>	<b>David Villa</b>	<b>NYC</b>	<b>33</b>	<b>23</b>
2002	Taylor Twellman	NE	28	23
1996	Raul Diaz Arce	DC	28	23
2013	Camilo Sanvezzo	VAN	32	22
2014	Dom Dwyer	KC	33	22
2015	Sebastian Giovinco	TOR	32	22
2015	Kei Kamara	CLB	32	22
2013	Mike Magee	CHI*	32	21
1996	Eduardo Hurtado	LA	26	21
2007	Luciano Emilio	DC	29	20
2008	Landon Donovan	LA	25	20
2013	Marco Di Vaio	MTL	33	20
2015	Robbie Keane	LA	24	20

## LENDING A HELPING HAND

Sacha Kljestan of the New York Red Bulls became the second player in MLS history to reach the 20-assist mark. Kljestan and teammate Bradley Wright-Phillips became the second pair to record 20 assists and score 20 goals on the team, along with Carlos Valderrama (26 assists) and Mamadou Diallo (26 goals) with the 2000 Tampa Bay Mutiny.

YEAR	PLAYER	TM	GP	ASTS
2000	Carlos Valderrama	TB	32	26
<b>2016</b>	<b>Sacha Kljestan</b>	<b>NYR</b>	<b>32</b>	<b>20</b>
1996	Marco Etcheverry	DC	26	19
1997	Carlos Valderrama	TB	20	19
1998	Marco Etcheverry	DC	29	19
2002	Steve Ralston	NE	27	19
2008	Guillermo Barros Schelotto	CLB	27	19
2014	Landon Donovan	LA	31	19

## KEEPING THE HOME FIRES BURNING

The Colorado Rapids became the fifth team in MLS history, the first in four seasons, to go through an entire home league campaign without a loss on their home ground.

WINS (ROAD GAMES)	W	L	T	PTS	PCT
2005 San Jose Earthquakes	9	0	7	34	.781
2010 Real Salt Lake	11	0	4	37	.867
2011 LA Galaxy	12	0	5	41	.853
2012 Houston Dynamo	11	0	6	39	.824
<b>2016 Colorado Rapids</b>	<b>11</b>	<b>0</b>	<b>6</b>	<b>39</b>	<b>.824</b>

The Rapids also set an all-time MLS record, conceding just seven goals in their 17 home matches at Dick’s Sporting Goods Park, an average of 0.42 goals per game, the lowest average ever in Major League Soccer’s 21 seasons.

FEWEST TOTAL GOALS ALLOWED (HOME)	GP	G	AVG.
<b>2016 Colorado Rapids</b>	<b>17</b>	<b>7</b>	<b>0.42</b>
2010 Real Salt Lake	15	7	0.47
2004 Colorado Rapids	15	8	0.53
2007 Chivas USA	15	8	0.53
2011 LA Galaxy	17	8	0.47
2013 LA Galaxy	17	8	0.47

## TROUBLES ON THEIR TRAVELS

The Portland Timbers became the eighth team in MLS history to go through an entire league campaign without winning on the road, the fifth team in the last six seasons (and fourth in as many years) to do it.

The Timbers did not reach the MLS Cup Playoffs; of the eight teams to go winless on the road for the entire season, only the 2003 Los Angeles Galaxy (the first to do it) reached the postseason.

WINS (ROAD GAMES)	W	L	T	PTS	PCT
2003 Los Angeles Galaxy	0	9	6	6	.200
2005 Real Salt Lake	0	14	2	2	.063
2009 New York Red Bulls	0	13	2	2	.067
2011 Vancouver Whitecaps FC	0	12	5	5	.147
2013 D.C. United	0	14	3	3	.088
2014 Montreal Impact	0	12	5	5	.147
2015 Chicago Fire	0	12	5	5	.147
<b>2016 Portland Timbers</b>	<b>0</b>	<b>11</b>	<b>6</b>	<b>6</b>	<b>.176</b>



## A YANKEE STADIUM OUTBURST

## A RECORD RUN WITHOUT REVERSE

The New York Red Bulls defeated New York City FC 7-0 on May 21 at Yankee Stadium in the first Hudson River derby of the season, setting a number of milestones during the match.

The New York Red Bulls finished the season with a 16-game undefeated streak – tied for the fourth-longest in MLS history.

- The 7-0 victory matched the largest margin of victory in MLS history – all of which were achieved by teams playing on the road (06/04/1998: LA 8 at DAL 1; 07/04/2001: CHI 7 at KC 0).
- The seven goals were tied for the second-most goals ever scored by one team in an MLS game, also the most in a single game in the Red Bulls' 21-year history. It was the most goals scored in a game by one team since the 2001 CHI at KC match.
- The three substitutes brought on by Red Bulls head coach Marsch – Gideon Baah, Mike Grella and Gonzalo Veron – also all found the back of the net, the first time in MLS history, in 4,485 league games all-time, that three substitutes had scored for the same team in the same game.

The Red Bulls opened their streak with a scoreless draw July 10 with the Portland Timbers – which followed a 2-0 to New York City FC at Yankee Stadium on July 3, which was their last loss in a league game. After the defeat, the Red Bulls won nine of their final 16 games down the stretch to finish atop the Eastern Conference standings in the regular season.

### UNDEFEATED STREAKS

TEAM	GMS	START	FINISH
Columbus Crew	19	7/3/2004	4/2/2005
FC Dallas	19	5/27/2010	10/9/2010
Real Salt Lake	18	7/24/2010	4/13/2011
<b>New York Red Bulls</b>	<b>16</b>	<b>7/10/2016</b>	<b>current</b>
Real Salt Lake	16	9/28/2013	5/24/2014

## COMING BACK FOR A RARE RESULT

## CONSISTENTLY PILING THEM IN

When the Montréal Impact overcame a three-goal deficit to claim a share of a 4-4 draw with Columbus Crew SC on May 7, it was the eighth time in MLS history a team overcame a three-goal deficit to gain a result.

Chris Wondolowski of the San Jose Earthquakes scored 12 goals in the 2016 season – the seventh consecutive season he has scored 10 goals or more, the most years in a row in double digits in MLS history.

No team has ever come back from three goals to win a game in regulation time or overtime; on May 4, 1996, the MetroStars overcame a three-goal deficit in a game against the Tampa Bay Mutiny, a match they won in a shootout after the 90 minutes ended in a 3-3 tie.

### CONSECUTIVE SEASONS WITH 10+ GOALS

Chris Wondolowski, 6 (2010-15)  
Juan Pablo Angel, 5 (2007-11)  
Carlos Ruiz, 5 (2002-06)

### THREE-GOAL DEFICITS OVERTURNED FOR RESULT

05/04/1996 MET vs TB W 4-3  
MetroStars trailed, 3-0  
07/12/2003 MET at NE T 3-3  
MetroStars trailed, 3-0  
07/14/2007 DAL at DC T 3-3  
FC Dallas trailed, 3-0  
04/02/2011 VAN vs KC T 3-3  
Vancouver trailed, 3-0  
09/07/2011 PHI vs NE T 4-4  
Philadelphia trailed, 4-1  
08/29/2012 CHV at NE T 3-3  
Chivas USA trailed, 3-0  
07/25/2015 TOR at CLB T 3-3  
Toronto FC trailed, 3-0  
05/07/2016 MTL at CLB T 4-4  
Montreal trailed, 4-1

Robbie Keane of the LA Galaxy saw his streak end – with 10 goals, Keane fell short of the 15-goal plateau for the first time since 2011 (when he played in just four games). But MLS Golden Boot winner Bradley Wright-Phillips netted 24 goals, the third consecutive season he's hit for 15 or more goals, now tied for second in league annals. Keane is the only player in league history to score 15 goals or more in four consecutive seasons.

### CONSECUTIVE SEASONS WITH 15+ GOALS

Robbie Keane, 4 (2012-15)  
Raul Diaz Arce, 3 (1996-98)  
Chris Wondolowski, 3 (2010-12)  
Bradley Wright-Phillips, 3 (2014-16)



## ROOKIE SUPERLATIVES

Jordan Morris scored 12 goals in his rookie season for Seattle Sounders FC – the second-most ever by a rookie in Major League Soccer history, and the most ever by a U.S.-born rookie.

Of the 12 goals Morris, six were game-winning goals, the most ever by a rookie and the second-most in MLS this season.

### ALL-TIME ROOKIE GOALSCORERS

YEAR	PLAYER	TM	GP	GLS
2015	Cyle Larin*	ORL	27	17
2016	Jordan Morris	SEA	34	12
2003	Damani Ralph*	CHI	25	11
2003	Pat Noonan	NE	28	10
2013	Deshorn Brown	COL	31	10
2005	Scott Sealy	KC	28	9

\* won Rookie of the Year

- Morris scored a goal in four consecutive games, from April 16-May 7, matching the rookie record for goals consecutive games also set by Cyle Larin (2015) and Patrick Mullins (2014)

Fabian Herbers of Philadelphia Union collected seven assists in his rookie season, tied for the fifth-most all-time in MLS history, the most by any rookie in seven seasons.

### ALL-TIME ROOKIE ASSIST LEADERS

YEAR	PLAYER	TM	ASTS
1998	Andy Williams	CLB	12
1998	Clint Mathis	MET	10
2010	Michael Stephens	LA	8
1998	Ben Olsen	DC	8
2016	Fabian Herbers	PHI	7
2006	Sacha Kljestan	CHV	7
2003	Pat Noonan	NE	7
2001	Bryan Namoff	DC	7

Keegan Rosenberry of Philadelphia Union played every minute of every game in his rookie season – all 3060 minutes over all 34 league matches – the most ever by a rookie. He was the fourth rookie to play every minute of his first season as a professional in MLS.

### ROOKIES TO PLAY EVERY MINUTE OF EVERY GAME

Nick Garcia (KC), 2000 (32 GP, 2915 MIN)  
 Michael Parkhurst (NE), 2005 (32 GP, 2880 MIN)  
 Darrius Barnes (NE), 2009 (30 GP, 2700 MIN)  
 Keegan Rosenberry (PHI), 2016 (34 GP, 3060 MIN)

## ATOMIC ANT IS ALWAYS INVOLVED

Sebastian Giovinco set an all-time MLS record when he either scored a goal or was credited with an assist on 13 consecutive goals by his team, involved in each of Toronto FC's goal from March 6-May 14. The previous record was 12 by Ronald Cerritos with San Jose in 1998.

### CONSECUTIVE TEAM GOALS WITH GOAL OR ASSIST

13	TOR	Sebastian Giovinco	3/06-5/14/2016
12	SJ	Ronald Cerritos	8/09-9/20/1998
10	CLB	Gmo. Barros Schelotto	8/16-9/06/2008
10	LA	Edson Buddle	3/27-5/01/2010
10	SJ	Chris Wondolowski	9/15-10/23/2010

## A REGULAR FIXTURE

The LA Galaxy and Seattle Sounders FC extended their streaks of reaching the MLS Cup Playoffs to eight years – both now tied for second-most all-time. The Galaxy already hold the all-time record, having reached the postseason in each of the first 10 seasons of league history.

The New York Red Bulls also moved up onto the list, having now reached the playoffs in seven consecutive seasons.

The eight-year streaks are the longest since the expansion era began with the addition of RSL and Chivas USA in 2005.

TEAM	#	START	STOP
Los Angeles Galaxy	10	1996	2005
<b>LA Galaxy</b>	<b>8</b>	<b>2009</b>	<b>current</b>
<b>Seattle Sounders FC</b>	<b>8</b>	<b>2009</b>	<b>current</b>
New England Revolution	8	2002	2009
FC Dallas	7	1996	2002
Real Salt Lake	7	2008	2015
New York Red Bulls	7	2010	current





## A YOUNG EMERGENCE

When Alphonse Davies of Vancouver Whitecaps FC made his MLS debut on July 16 vs. Houston, he was the second-youngest player to play a game in MLS game, at age 15 years, 257 days (the youngest: Freddy Adu. 14 years, 306 days).

Davies added to his young superlatives on Sept. 24, when he started and played the full 90 minutes vs. Colorado, again the second-youngest player to start a game in MLS history.

### YOUNGEST TO START A GAME (YEARS.DAYS):

14.334	Freddy Adu
15.327	Alphonse Davies
16.201	Nikolas Besagno
16.229	Diego Fagundez
16.232	Eddie Gaven

## QUICK INTO THE PLAYOFFS

New York City FC reached the MLS Cup Playoffs in their second season, the eighth team to enter Major League Soccer as an expansion club to reach the postseason in their first two seasons.

### EXPANSION TEAMS - FIRST PLAYOFF YEAR

YEAR	CLUB	YR	RECORD	FINISH
1998	Chicago Fire	1	20-12-0	West 2
2006	Chivas USA	2	10-9-13	West 3
1998	Miami Fusion	1	15-17-0	East 4
2013	Montreal Impact	2	14-13-7	East 5
2016	New York City FC	2	15-10-9	East 2
	Orlando City SC		have not qualified	
2011	Philadelphia Union	2	11-8-15	East 3
2013	Portland Timbers	3	14-5-15	West 1
2008	Real Salt Lake	4	10-10-10	West 4
2010	San Jose Earthquakes	3	13-10-7	West 5
2009	Seattle Sounders FC	1	12-7-11	West 3
2015	Toronto FC	9	15-15-4	East 6
2012	Vancouver Whitecaps	2	11-13-10	West 5

## OFF TO A FAST START

When Alhaji Kamara of D.C. United scored on May 27 vs Sporting Kansas City, it was the earliest goal ever by a player making his MLS debut.

Kamara came off the substitutes' bench in the 85th minute and scored 33 seconds later, the only goal in United's win – the fifth-fastest of any goal for a player after coming onto the field (since 2011). It was the 48th time a player has scored within a minute of coming on as a substitute. No player has scored in the first minute of a start in their MLS debut – the only two to have scored in the second minute of their first MLS start are C.J. Sapong (3/19/2011) and Benji Joya (3/9/2014).

## PACKING 'EM IN

For a third consecutive season, Major League Soccer set a new all-time attendance record in 2016. More than 7.3 million people – an average of 21,692 per game – attended the 340 regular season games, the second time the league has drawn an average of better than 20,000 for a season.

### In 2016:

- MLS set a new record for sellouts (162), one more than the previous high set in 2015.
- 11 clubs increased their attendance (tied all-time high set in 2015).
- Tied all-time high for number of teams (10) averaging more than 20,000 fans per game (set in 2015).
- 40% increase since 2006 when MLS average attendance was 15,504

### A look at the top five seasons by attendance:

SEASON	GAMES	ATTENDANCE	AVERAGE
<b>2016</b>	<b>340</b>	<b>7,375,287</b>	<b>21,692</b>
2015	340	7,329,859	21,558
2014	323	6,184,350	19,147
2012	323	6,074,729	18,807
2013	323	6,005,991	18,594



## CONTINUING TO ROLL ALONG

Real Salt Lake teammates Nick Rimando and Kyle Beckerman set a record in 2016 when they became the first players in MLS history to play in 17 seasons. The duo started their careers together in 2000 with Miami Fusion FC, and moved past a trio of league stalwarts to take over sole possession of the league's longevity leadership.

- 17 **Kyle Beckerman**  
(2000-01 MIA; 2002-07 COL; 2007-16 RSL)
- 17 **Nick Rimando**  
(2000-01 MIA; 2002-06 DC; 2007-16 RSL)
- 16 **Kevin Hartman**  
(1997-2006 LA; 2007-10 KC; 2010-12 DAL)
- 16 **Pablo Mastroeni**  
(1998-2001 MIA; 2002-13 COL; 2013 LA)
- 16 **Matt Reiss**  
(1998-2002 LA; 2003-13 NE)

## NEVER OUT OF THE TEAM

For a fourth consecutive season, New York Red Bulls goalkeeper Luis Robles played every minute of every game – now having made 140 consecutive appearances, second-most in league history. The 140 consecutive starts by Robles is the all-time MLS record.

Vancouver Whitecaps FC goalkeeper David Ousted made 114 consecutive appearances – second on the all-time list – until he missed out on his club's match against San Jose on Oct. 16.

### UNINTERRUPTED APPEARANCES - LEAGUE GAMES

141	2005-2009	Chris Klein
140	2012-2016	Luis Robles
114	2013-2016	David Ousted
112	2006-2009	Kevin Hartman
93	2002-2005	Kevin Hartman
91	2010-2013	Joel Lindpere
91	2011-2013	Troy Perkins

### CONSECUTIVE GAMES STARTED - LEAGUE GAMES

140	2012-2016	Luis Robles
118	2005-2009	Chris Klein
112	2006-2009	Kevin Hartman

## NEWS 'N NOTES

**OUTSHOT IN EVERY GAME:** When the LA Galaxy were outshot by Real Salt Lake on April 23, it started a streak where they did not have an advantage in attempts at goal until the Aug. 13 match vs. Colorado – a run of 16 games being outshot. That surpassed the league record of 14 games, set by Colorado in 2001.

**DOWN BY TWO AND WIN:** The San Jose Earthquakes saw two men ejected by red cards on July 16 in a game against Toronto FC at Avaya Stadium – and still came back to win 2-1.

The last team to score the winning goal after going two men down in a game in MLS, playing nine men vs. 11, was the Dallas Burn vs. Colorado on Aug. 7, 2004. All-time, teams receiving two or more red cards in a game have posted a record of 13 wins, 36 defeats, 19 draws.

**OFF THE BLOCKS FAST:** The Houston Dynamo scored 11 goals in their first three games, the most of any team in MLS history after the opening three games of the season, in a 3-3 draw with New England (March 6), a 5-0 win against FC Dallas (March 12), and a 4-3 loss to the New York Red Bulls (March 19). The total surpassed the 10 goals the Chicago Fire scored in the opening three games of the 1999 season.



## 2016 MLS PLAYERS OF THE WEEK

WEEK 1: Mike Magee (LA Galaxy)  
WEEK 2: Andrew Wenger (Houston Dynamo)  
WEEK 3: Felipe Martins (New York Red Bulls)  
WEEK 4: Michael Barrios (FC Dallas)  
WEEK 5: Kaká (Orlando City SC)  
WEEK 6: Fabian Espindola (D.C. United)  
WEEK 7: Giovanni dos Santos (LA Galaxy)  
WEEK 8: Emmanuel Boateng (LA Galaxy)  
WEEK 9: Jake Gleeson (Portland Timbers)  
WEEK 10: Ignacio Piatti (Montreal Impact)  
WEEK 11: Kekuta Manneh (Vancouver Whitecaps FC)  
WEEK 12: Bradley Wright-Phillips (New York Red Bulls)  
WEEK 13: Ola Kamara (Columbus Crew SC)  
WEEK 14: Chris Pontius (Philadelphia Union)  
WEEK 15: Mike Grella (New York Red Bulls)  
WEEK 16: Roland Alberg (Philadelphia Union)  
WEEK 17: Jack Harrison (New York City FC)  
WEEK 18: Iلسinho (Philadelphia Union)  
WEEK 19: Diego Valeri (Portland Timbers)  
WEEK 20: Sebastian Giovinco (Toronto FC)  
WEEK 21: Frank Lampard (New York City FC)  
WEEK 22: Sebastian Giovinco (Toronto FC)  
WEEK 23: Bradley Wright-Phillips (New York Red Bulls)  
WEEK 24: Clint Dempsey (Seattle Sounders FC)  
WEEK 25: Patrick Mullins (D.C. United)  
WEEK 26: Frank Lampard (New York City FC)  
WEEK 27: Giovanni dos Santos (LA Galaxy)  
WEEK 28: Kelyn Rowe (New England Revolution)  
WEEK 29: Mauro Manotas (Houston Dynamo)  
WEEK 30: Lamar Neagle (D.C. United)  
WEEK 31: no player selected  
WEEK 32: no player selected  
WEEK 33: Bradley Wright-Phillips (New York Red Bulls)  
WEEK 34: Giles Barnes (Vancouver Whitecaps FC)

## 2016 ETIHAD AIRWAYS MLS PLAYERS OF THE MONTH

MARCH: Joao Plata (Real Salt Lake)  
APRIL: Fanendo Adi (Portland Timbers)  
MAY: Bradley Wright-Phillips (New York Red Bulls)  
JUNE: Yura Movsisyan (Real Salt Lake)  
JULY: Frank Lampard (New York City FC)  
AUGUST: Nicolas Lodeiro (Seattle Sounders FC)  
SEPTEMBER: Chad Marshall (Seattle Sounders FC)  
OCTOBER:



# COLORADO RAPIDS

## 2016 RECORD

	GP	W-L-T	PTS	GF	GA
Rapids	34	15-6-13	58	39	32

## RECORD at DICK'S SPORTING GOODS PARK

	GP	W-L-T	PTS	GF	GA
	17	11-0-6	39	20	7

## RECORD on road

	GP	W-L-T	PTS	GF	GA
	17	4-6-7	19	19	25

## RECORD at the half

	W	L	T
LEADING	9	0	1
TIED	5	2	6
TRAILING	3	6	2

## RECORD with the first goal

	W	L	T
SCORING	13	0	2
CONCEDING	4	8	4

## TEAM COMPARISONS

	FOR	AGAINST
GOALS SCORED	1.15 (18th)	0.94 (20th)
TOTAL SHOTS	12.79 (11th)	12.29 (15th)
SHOTS ON GOAL	4.44 (13th)	3.79 (18th)
SHOOTING ACCURACY	34.7% (11th)	30.9% (20th)
SCORING %AGE	9.0% (18th)	7.7% (19th)
FOULS	13.47 (3rd)	10.03 (20th)
CORNER KICKS	3.85 (20th)	5.21 (20th)
OFFSIDE	2.18 (8th)	0.62 (9th)

## GOALS SCORED IN GAME

GP	0	1	2	3	4+	TOT	AVG
34	8	16	7	3	0	39	1.15

## GOALS ALLOWED IN GAME

GP	0	1	2	3	4+	TOT	AVG
34	13	14	5	1	1	32	0.94

## GOALS BY INTERVALS

	TOT	0-15	16-30	31-45+	46-60	61-75	76-90+
FOR	39	3	3	5	11	6	11
AGAINST	32	3	3	4	7	5	10

## WHERE THE GOALS COME FROM

	FOR	AGAINST
GOALS SCORED	39	32
MINUTES PER GOAL	78	96

## HOW SCORED

RIGHT FOOT	18	19
LEFT FOOT	14	7
HEADERS	7	6
OTHER	0	0


## TYPE OF PLAY

OPEN PLAY	21	17
CROSS	7	5
CORNER	3	2
REBOUND	2	2
PENALTIES	2	4
DIRECT FROM FREE KICK	2	2
FREE KICK (INDIRECT)	2	0
OWN GOALS	0	0

## DISTANCE

INSIDE GOAL AREA	6	4
INSIDE PENALTY AREA	25	23
OUTSIDE PENALTY AREA	8	5

## PRIMARY TEAM





# COLORADO RAPIDS

No.	Player	Pos	Ht	Wt	Birthdate	Birthplace	2016				CAREER			
							GP	GS	G	A	GP	GS	G	A
1	<b>Tim Howard</b>	<b>GK</b>	<b>6-3</b>	<b>210</b>	<b>03/06/1979</b>	<b>North Brunswick, NJ</b>	17	17	0	0	102	100	0	2
Designated Player. MLS Season: 7. Last club: Everton FC (England). International: USA														
3	<b>Eric Miller</b>	<b>DF</b>	<b>6-0</b>	<b>175</b>	<b>01/15/1993</b>	<b>Woodbury, MN</b>	26	23	0	1	56	47	0	2
MLS Season: 3. Last club: Montreal Impact														
4	<b>Marc Burch</b>	<b>DF</b>	<b>6-1</b>	<b>180</b>	<b>05/07/1984</b>	<b>Cincinnati, OH</b>	28	27	0	3	210	169	4	23
MLS Season: 11. Last club: Seattle Sounders FC. 2006 SuperDraft: Round 2, Pick 24 (Maryland)														
5	<b>Mekeil Williams</b>	<b>DF</b>	<b>6-1</b>	<b>180</b>	<b>07/24/1990</b>	<b>Port of Spain, Trinidad &amp; Tobago</b>	21	17	0	4	21	17	0	4
MLS Season: 1. Last club: Antigua GFC (Guatemala). International: Trinidad & Tobago														
6	<b>Sam Cronin</b>	<b>MF</b>	<b>5-10</b>	<b>165</b>	<b>12/12/1986</b>	<b>Atlanta, GA</b>	33	33	1	3	232	219	8	20
MLS Season: 8. Last club: San Jose Earthquakes. 2009 SuperDraft: Round 1, Pick 3 (Maryland)														
7	<b>Sebastien Le Toux</b>	<b>FW</b>	<b>6-0</b>	<b>155</b>	<b>01/10/1984</b>	<b>Mont-Saint-Aignan, France</b>	32	21	3	7	247	199	57	57
MLS Season: 7. Last club: Philadelphia Union														
8	<b>Dillon Powers</b>	<b>MF</b>	<b>5-11</b>	<b>170</b>	<b>02/14/1991</b>	<b>Plano, TX</b>	29	24	1	4	121	105	14	25
MLS Season: 4. 2013 SuperDraft: Round 1, Pick 11 (Notre Dame)														
9	<b>Kevin Doyle</b>	<b>FW</b>	<b>6-0</b>	<b>179</b>	<b>09/18/1983</b>	<b>Adamstown, Ireland</b>	26	24	6	2	46	40	11	4
Designated Player. MLS Season: 2. Last club: Wolverhampton Wanderers (England). International: Rep. Ireland														
10	<b>Marco Pappa</b>	<b>MF</b>	<b>5-10</b>	<b>155</b>	<b>11/15/1987</b>	<b>Guatemala City, Guatemala</b>	20	10	2	4	181	152	37	31
MLS Season: 8. Last club: Seattle Sounders FC. International: Guatemala														
11	<b>Shkelzen Gashi</b>	<b>MF</b>	<b>6-0</b>	<b>165</b>	<b>07/15/1988</b>	<b>Zurich, Switzerland</b>	26	25	9	4	26	25	9	4
Designated Player. MLS Season: 1. Last club: FC Basel (Switzerland). International: Albania														
12	<b>John Berner</b>	<b>GK</b>	<b>6-3</b>	<b>205</b>	<b>02/14/1991</b>	<b>St. Louis, MO</b>	0	0	0	0	5	5	0	0
MLS Season: 3. Last club: 2014 SuperDraft: Round 2, Pick 35 (Southern Illinois-Edwardsville)														
13	<b>Jermaine Jones</b>	<b>MF</b>	<b>6-0</b>	<b>170</b>	<b>11/03/1981</b>	<b>Frankfurt, West Germany</b>	9	8	3	2	37	32	5	6
MLS Season: 3. Last club: New England Revolution. International: USA														
14	<b>Dominique Badji</b>	<b>MF</b>	<b>6-0</b>	<b>175</b>	<b>10/16/1992</b>	<b>Dakar, Senegal</b>	27	17	6	4	42	26	8	4
MLS Season: 2. 2015 SuperDraft: Round 4, Pick 67 (Boston Univ.)														
16	<b>Zach Pfeffer</b>	<b>MF</b>	<b>5-8</b>	<b>145</b>	<b>01/06/1995</b>	<b>Dresher, PA</b>	0	0	0	0	30	14	3	1
MLS Season: 5. Last club: Philadelphia Union														
17	<b>Dillon Serna</b>	<b>MF</b>	<b>5-7</b>	<b>140</b>	<b>03/25/1994</b>	<b>Denver, CO</b>	9	3	1	0	52	29	7	5
Homegrown Player. MLS Season: 4.														
18	<b>Zac MacMath</b>	<b>GK</b>	<b>6-2</b>	<b>194</b>	<b>08/07/1991</b>	<b>St. Petersburg, FL</b>	17	17	0	0	123	122	0	0
MLS Season: 6. Last club: Philadelphia Union														
19	<b>Conor Doyle</b>	<b>FW</b>	<b>6-2</b>	<b>172</b>	<b>10/13/1991</b>	<b>Mckinney, TX</b>	3	0	0	0	59	19	4	1
MLS Season: 4. Last club: D.C. United														
20	<b>Joseph Greenspan</b>	<b>DF</b>	<b>6-6</b>	<b>209</b>	<b>09/12/1992</b>	<b>Summit, NJ</b>	1	0	0	0	4	2	0	0
MLS Season: 2. 2015 SuperDraft: Round 2, Pick 26 (U.S. Naval Academy)														
22	<b>Micheal Azira</b>	<b>MF</b>	<b>5-10</b>	<b>160</b>	<b>08/22/1987</b>	<b>Kampala, Uganda</b>	31	28	0	1	56	42	0	1
MLS Season: 3. Last club: Seattle Sounders FC. International: Uganda														
23	<b>Bobby Burling</b>	<b>DF</b>	<b>6-5</b>	<b>195</b>	<b>10/15/1984</b>	<b>Clear Lake City, TX</b>	16	16	1	0	157	143	5	2
MLS Season: 9. Last club: Chivas USA. 2007 SuperDraft: Round 4, Pick 45 (Loyola Marymount)														
24	<b>Sean St. Ledger</b>	<b>DF</b>	<b>6-0</b>	<b>168</b>	<b>12/28/1984</b>	<b>Solihull, England</b>	0	0	0	0	27	26	0	2
MLS Season: 2. Last club: Orlando City SC. International: Rep. Ireland														
26	<b>Dennis Castillo</b>	<b>DF</b>	<b>5-10</b>	<b>160</b>	<b>04/30/1993</b>	<b>San Jose, Costa Rica</b>	4	1	0	1	4	1	0	1
MLS Season: 1. 2016 SuperDraft: Round 2, Pick 37 (Virginia Commonwealth)														
29	<b>Caleb Calvert</b>	<b>FW</b>	<b>6-2</b>	<b>160</b>	<b>10/22/1996</b>	<b>Wrightwood, CA</b>	8	1	0	0	8	1	0	0
MLS Season: 4. Last club: Chivas USA														
33	<b>Jared Watts</b>	<b>DF</b>	<b>6-1</b>	<b>155</b>	<b>02/03/1992</b>	<b>Statesville, NC</b>	21	18	0	0	51	43	1	2
MLS Season: 3. 2014 SuperDraft: Round 2, Pick 33 (Wake Forest)														
44	<b>Axel Sjoberg</b>	<b>DF</b>	<b>6-7</b>	<b>210</b>	<b>03/08/1991</b>	<b>Stockholm, Sweden</b>	31	31	2	1	45	45	2	1
MLS Season: 2. 2015 SuperDraft: Round 1, Pick 14 (Marquette)														
94	<b>Marlon Hairston</b>	<b>DF</b>	<b>6-0</b>	<b>157</b>	<b>03/23/1994</b>	<b>Jackson, MS</b>	21	14	3	6	46	26	4	7
MLS Season: 3. 2014 SuperDraft: Round 1, Pick 12 (Louisville)														

HEAD COACH : Pablo Mastroeni

08/29/1976

W32 L39 T31



# COLORADO RAPIDS

## COLORADO RAPIDS PLAYOFF HISTORY

vs. Team	No. of Series	W-L	GP	W-L-T	OT	ShO	GF	GA	Last Mtg.	Round	Series Result
Chicago	1	0-1	2	0-2-0	0-0-0	0-1	1	2	1998	West Semifinals	Lost 2 games to 0
Columbus	2	2-0	3	3-1-0	1-1-0	0-0	3	2	2011	Wild Card	Won 1 games to 0
D.C. United	1	0-1	1	0-1-0	0-0-0	0-0	1	2	1997	MLS Cup '97	Lost MLS Cup '97
FC Dallas	5	5-0	10	6-2-2	3-0-1	1-0	16	13	2010	MLS Cup '10	Won MLS Cup '10
KC-Sporting KC	4	1-3	9	2-5-2	0-0-1	0-0	9	13	2011	Quarterfinals	Lost 2 games to 0
Los Angeles	4	0-4	7	1-6-0	0-0-0	0-0	1	14	2005	Semifinals	Lost 1 games to 0
San Jose	1	1-0	1	1-0-0	0-0-0	0-0	1	0	2010	Semifinals	Won 1 games to 0
Houston	1	0-1	1	0-1-0	0-0-0	0-0	1	3	2006	Semifinals	Lost 1 games to 0
Seattle	1	0-1	1	0-1-0	0-0-0	0-0	0	2	2013	Wild Card	Lost 1 games to 0
<b>TOTALS</b>	<b>20</b>	<b>9-11</b>	<b>35</b>	<b>13-19-4</b>	<b>4-1-2</b>	<b>1-1</b>	<b>33</b>	<b>51</b>			

## COLORADO RAPIDS -- ALL-TIME POSTSEASON RESULTS

DATE	OPPONENT	RESULT	ATT.	W-L-T	RD.	GOALS:
10/04/1997	at Kansas City	W 3-0	10,174	1-0-0	QTR	COL: C. Henderson (25) Bravo (67) Paule (75)
10/08/1997	Kansas City	W 3-2	13,117	2-0-0	QTR	COL: Bravo (16,68) Harris (83); KC: Takawira (9) Preki (88)
10/12/1997	at Dallas	W 1-0	7,376	3-0-0	SEM	COL: S. Henderson (42)
10/15/1997	Dallas	W 2-1	18,452	4-0-0	SEM	COL: Patino (22) C. Henderson (87); DAL: Damian (5)
10/26/1997	at D.C. United	L 1-2	57,431	4-1-0	FIN	COL: Paz (75); DC: Moreno (37) Sanneh (68)
10/01/1998	at Chicago	L 1-2	12,610	0-1-0	QTR	COL: Waldir (79); CHI: Kubik (50)
10/05/1998	Chicago	L 0-1	6,582	0-2-0	QTR	CHI: Kubik (42)
10/17/1999	at Los Angeles	L 0-3	16,307	0-1-0	QTR	LA: Hendrickson (8) Vanney (52) Jones (57)
10/24/1999	Los Angeles	L 0-2	6,542	0-2-0	QTR	LA: Pena (74) Franchino (84)
09/16/2000	at Kansas City	L 0-1	8,682	0-1-0	QTR	KC: Molnar (18)
09/20/2000	Kansas City	T 0-0 (OT)	8,789	0-1-1	QTR	
09/24/2000	at Kansas City	L 2-3	4,156	0-2-1	QTR	COL: Bravo (70,90); KC: Henderson (11) Molnar (65) Gomez (69)
09/25/2002	at Dallas	L 2-4	6,360	0-1-0	QTR	COL: Valderrama (2) Spencer (75); DAL: Morrow (26) Kreis (49) Deering (68) Martinez (70)
09/28/2002	Dallas	W 1-0	9,637	1-1-0	QTR	COL: Carrieri (78)
10/02/2002	at Dallas	T 2-1 (OT/ST)	8,008	1-1-1	QTR	COL: Spencer (22) Chung (101); DAL: Rhine (6)
10/05/2002	at Los Angeles	L 0-4	24,742	1-2-1	SEM	LA: Califf (21) Ruiz (24,84) Hendrickson (71)
10/09/2002	Los Angeles	L 0-1	12,367	1-3-1	SEM	LA: Ruiz (64)
11/04/2003	Kansas City	T 1-1	6,434	0-0-1	QTR	COL: Borchers (53); KC: Harris (3)
11/08/2003	at Kansas City	L 0-2	10,712	0-1-1	QTR	KC: Simutenkov (45) Klein (63)
10/22/2004	Los Angeles	W 1-0	8,028	1-0-0	QTR	COL: Peguero (30)
10/30/2004	at Los Angeles	L 0-2	20,026	1-1-0	QTR	LA: Ruiz (30) Marshall (45)
10/22/2005	FC Dallas	T 0-0	9,625	0-0-1	QTR	
10/29/2005	at FC Dallas	W 2-2 (OT)	10,104	1-0-1	QTR	COL: Cunningham (19) Kotschau (105); DAL: Ruiz (67,105)
11/05/2005	Los Angeles	L 0-2	12,789	1-1-1	SEM	LA: Donovan (28,88)
10/21/2006	FC Dallas	L 1-2	4,176	0-1-0	QTR	COL: Cooke (23); DAL: Ruiz (15) Thompson (55)
10/28/2006	at FC Dallas	W 3-2 (OT)	15,486	1-1-0	QTR	COL: Hernandez (57,83) Mathis (114); DAL: Ruiz (48) Goodson (92)
11/05/2006	at Houston	L 1-3	23,107	1-2-0	SEM	COL: Kirovski (4); HOU: Dalgligh (10,21) Mullan (71)
10/28/2010	Columbus	W 1-0	11,872	1-0-0	QTR	COL: Mastroeni (23)
11/06/2010	at Columbus	L 1-2 (OT)	10,322	2-1-0	QTR	COL: Casey (84); CLB: Gaven (22) Rogers (70)
11/13/2010	San Jose					
10/28/2010	Columbus	W 1-0	11,872	1-0-0	QTR	COL: Mastroeni (24)
11/06/2010	at Columbus	W 1-2 (OT)	10,322	2-1-0	QTR	COL: Casey (84); CLB: Gaven (22) Rogers (70)
11/13/2010	San Jose	W 1-0	17,779	3-1-0	SEM	COL: Kimura (42)
11/21/2010	at FC Dallas	W 2-1 (OT)	21,700	4-1-0	FIN	COL: Casey (57) own goal (107); DAL: Ferreira (35)
10/27/2011	Columbus	W 1-0	7,803	1-0-0	WC	COL: Cummings (45)
10/30/2011	Sporting KC	L 0-2	8,601	1-1-0	QTR	KC: Bunbury (49,59)
11/02/2011	at Sporting KC	L 0-2	18,565	1-2-0	QTR	KC: Collin (28) Sapong (76)
10/30/2013	at Seattle	L 0-2	32,204	0-1-0	WC	SEA: Evans (28) Johnson (93+)



# COLORADO RAPIDS

## CAREER POSTSEASON STATISTICS FOR CURRENT COLORADO RAPIDS PLAYERS

UNF	POS	PLAYER	GP	GS	MIN	G	A	SHT	SOG	PKG	PKA	SKG	SKA	FC	FS	OFF	CK	C	E
22	M	Micheal Azira	5	1	149	0	0	3	0	0	0	0	0	2	2	0	0	0	0
4	D	Marc Burch	7	5	452	0	0	1	0	0	0	0	0	6	3	0	3	1	0
23	D	Bobby Burling	1	0	22	0	0	0	0	0	0	0	0	0	0	0	0	0	0
6	M	Sam Cronin	5	5	418	0	0	2	0	0	0	0	0	4	2	0	2	0	0
19	F	Conor Doyle	1	0	25	0	0	0	0	0	0	0	0	1	0	0	0	0	0
13	M	Jermaine Jones	6	6	561	1	2	20	6	0	0	0	0	12	22	0	0	3	1
7	F	Sebastien Le Toux	5	3	298	1	0	3	1	0	0	0	0	2	2	1	8	0	0
10	M	Marco Pappa	10	7	539	0	3	23	11	0	0	0	0	10	12	1	9	1	0

UNF	POS	GOALKEEPER	GP	GS	MIN	SHTS	SV	GA	GAA	PKG	PKA	SKG	SKA	W	L	T	SO
1	GK	Tim Howard	3	3	288	7	16	6	1.88	0	0	0	0	1	1	1	0



# COLORADO RAPIDS

## ALL-TIME COLORADO RAPIDS POSTSEASON STATISTICS (11-18-6, 38 PTS.)

PLAYER	GP	GS	MIN	G	A						
Paul Bravo	12	12	1023	5	2						
Chris Henderson	16	14	1321	2	5						
Conor Casey	4	4	419	2	0						
Nicolas Hernandez	3	3	300	2	0						
John Spencer	7	7	626	2	0						
Chris Carrieri	7	6	535	1	2						
Terry Cooke	4	4	390	1	2						
Omar Cummings	7	7	601	1	2						
Wolde Harris	9	0	248	1	2						
Adrian Paz	5	2	238	1	2						
Nat Borchers	4	4	360	1	1						
Mark Chung	9	9	821	1	1						
Sean Henderson	5	5	441	1	1						
Kosuke Kimura	6	6	507	1	1						
Jovan Kirovski	6	5	529	1	1						
Ritchie Kotschau	10	7	737	1	1						
David Patino	5	5	392	1	1						
Jeff Cunningham	3	2	230	1	0						
Peguero Jean Philippe	5	4	367	1	0						
Pablo Mastroeni	19	19	1822	1	0						
Clint Mathis	3	2	236	1	0						
Ross Paule	9	4	349	1	0						
Carlos Valderrama	5	5	461	1	0						
Waldir	2	1	104	1	0						
Kyle Beckerman	10	10	914	0	3						
Matt Kmosko	5	5	450	0	3						
Marcelo Balboa	12	11	1013	0	2						
Brian Mullan	7	7	646	0	2						
Robin Fraser	7	7	641	0	1						
Alain Nkong	4	3	272	0	1						
Seth Trembly	5	0	62	0	1						
Steve Trittschuh	7	7	616	0	1						
Scott Vermillion	3	3	280	0	1						
Eddie Ababio	1	0	10	0	0						
Junior Agogo	3	2	203	0	0						
Quincy Amarikwa	2	0	46	0	0						
Julien Baudet	4	0	88	0	0						
Dedi Ben Dayan	3	3	223	0	0						
Jason Bent	7	7	640	0	0						
Deshorn Brown	1	1	73	0	0						
Edson Buddle	1	0	17	0	0						
Joe Cannon	10	10	960	0	0						
Jordan Cila	2	2	163	0	0						
Colin Clark	1	0	8	0	0						
Miguel Comminges	3	3	270	0	0						
Matt Crawford	6	5	389	0	0						
Leo Cullen	3	3	236	0	0						
Alberto Delgado	1	0	12	0	0						
Jorge Dely Valdes	5	4	410	0	0						
Eric Denton	3	3	300	0	0						
Joey DiGiamarino	4	4	337	0	0						
Ian Feuer	2	2	180	0	0						
Caleb Folan	2	2	113	0	0						
Dan Gargan	2	1	135	0	0						
Marcus Hahnemann	7	7	630	0	0						
Atiba Harris	1	1	90	0	0						
Wes Hart	10	7	541	0	0						
Stephen Herdsman	5	5	451	0	0						
Clint Irwin	1	1	90	0	0						
Tahj Jakins	6	2	227	0	0						
Macoumba Kandji	6	0	183	0	0						
Aitor Karanka	3	3	238	0	0						
Lance Key	1	0	40	0	0						
Zach Kingsley	4	1	130	0	0						
Chris Klute	1	1	90	0	0						
David Kramer	8	8	741	0	0						
Ross LaBauex	2	1	96	0	0						
Jeff Larentowicz	7	7	690	0	0						
Ricky Lewis	2	2	167	0	0						
Anders Limpar	5	4	369	0	0						
Claudio Lopez	1	0	38	0	0						
Tyrone Marshall	1	0	21	0	0						
Chris Martinez	11	11	825	0	0						
Rey Angel Martinez	1	0	15	0	0						
Thiago Martins	2	1	115	0	0						
Matt McKeon	2	2	168	0	0						
German Mera	1	1	90	0	0						
Drew Moor	7	7	659	0	0						
Jason Moore	2	1	130	0	0						
Joseph Nane	1	1	56	0	0						
Fabrice Noel	2	0	63	0	0						
Sanna Nyassi	3	3	269	0	0						
Matt Okoh	2	1	50	0	0						
Shane O'Neill	1	1	90	0	0						
Scott Palguta	2	1	121	0	0						
Jacob Peterson	3	2	161	0	0						
Mike Petke	5	5	494	0	0						
Matt Pickens	7	7	690	0	0						
Steve Rammel	5	5	333	0	0						
Martin Rivero	1	1	61	0	0						
Zizi Roberts	2	1	114	0	0						
Vicente Sanchez	1	0	29	0	0						
Diego Serna	1	0	11	0	0						
Musa Shannon	1	0	17	0	0						
Jamie Smith	3	3	284	0	0						
Jeff Stewart	1	0	10	0	0						
Nathan Sturgis	1	1	85	0	0						
Gary Sullivan	2	0	14	0	0						
Hendry Thomas	1	1	90	0	0						
Wells Thompson	6	4	397	0	0						
Rick Titus	2	2	161	0	0						
Gabriel Torres	1	1	90	0	0						
David Vaudreuil	7	7	627	0	0						
Peter Vermees	9	9	780	0	0						
Anthony Wallace	4	4	333	0	0						
Daniel Wasson	1	1	90	0	0						
Chris Wingert	3	2	272	0	0						
Marvell Wynne	8	7	695	0	0						
Own-goals received										1	
Team totals	35	35	3291	33	39						
Opponent totals	35	35	3291	51	57						
RAPIDS INDIVIDUAL GOALKEEPING											
GOALKEEPER	GP	GS	SV	GA	GAA	SO					
Matt Pickens	7	7	23	7	0.91	3					
Marcus Hahnemann	7	7	34	7	1.00	2					
Joe Cannon	10	10	36	16	1.50	2					
David Kramer	8	8	36	14	1.70	2					
Clint Irwin	1	1	2	2	2.00	0					
Ian Feuer	2	2	7	5	2.50	0					
Team totals	35	35	138	51	1.39	9					
Opponent totals	35	35	134	33	0.90	14					





# COLORADO RAPIDS

## COLORADO RAPIDS INDIVIDUAL HIGH GAMES (2016)

Goals				
2	Shkelzen Gashi	09/24/2016	at VAN	T 3-3
2	Dominique Badji	10/08/2016	at HOU	W 3-2
2	Kevin Doyle	10/13/2016	vs. SJ	W 2-1
Assists				
2	Dillon Powers	10/08/2016	at HOU	W 3-2
Shots				
8	Shkelzen Gashi	08/06/2016	vs. VAN	W 2-0
8	Kevin Doyle	10/23/2016	vs. HOU	T 1-1
Shots on Goal				
5	Shkelzen Gashi	05/14/2016	at CLB	T 1-1
Fouls Committed				
5	Micheal Azira	03/06/2016	at SJ	L 0-1
5	Dominique Badji	05/11/2016	vs. KC	W 1-0
5	Micheal Azira	07/30/2016	at NYC	L 1-5
5	Marc Burch	10/01/2016	vs. POR	W 1-0
5	Sam Cronin	10/01/2016	vs. POR	W 1-0
5	Shkelzen Gashi	10/01/2016	vs. POR	W 1-0
Fouls Suffered				
7	Kevin Doyle	05/11/2016	vs. KC	W 1-0
Offside				
3	Luis Solignac	04/09/2016	at RSL	L 0-1
3	Marlon Hairston	06/22/2016	at LA	T 0-0
3	Kevin Doyle	07/16/2016	vs. KC	W 1-0
3	Dominique Badji	10/08/2016	at HOU	W 3-2
Saves				
7	Tim Howard	09/10/2016	at DAL	W 1-0
Shots Faced				
9	Tim Howard	07/30/2016	at NYC	L 1-5
Goals Allowed				
5	Tim Howard	07/30/2016	at NYC	L 1-5

## COLORADO RAPIDS INDIVIDUAL POSTSEASON HIGH GAMES (1996-2013)

Goals				
2	Paul Bravo	10/08/1997	vs. KC	W 3-2
2	Paul Bravo	09/24/2000	at KC	L 2-3
2	Nicolas Hernandez	10/28/2006	at DAL	W 3-2
Assists				
2	Chris Henderson	10/04/1997	at KC	W 3-0
2	Terry Cooke	10/29/2005	at DAL	W 2-2
2	Kyle Beckerman	10/28/2006	at DAL	W 3-2
Shots				
7	Clint Mathis	10/28/2006	at DAL	W 3-2
7	Omar Cummings	10/27/2011	vs. CLB	W 1-0
Shots on Goal				
5	Jorge Dely Valdes	10/17/1999	at LA	L 0-3
Fouls Committed				
7	Pablo Mastroeni	09/25/2002	at DAL	L 2-4
Fouls Suffered				
7	Chris Henderson	10/26/1997	at DC	L 1-2
Offside				
5	Steve Rammel	10/26/1997	at DC	L 1-2
Saves				
12	Joe Cannon	10/29/2005	at DAL	W 2-2
Shots Faced				
14	Joe Cannon	10/29/2005	at DAL	W 2-2
Goals Allowed				
4	David Kramer	09/25/2002	at DAL	L 2-4
4	David Kramer	10/05/2002	at LA	L 0-4

## TEAM HIGH GAMES (2016)

Goals				
3	04/23/2016	vs. SEA	W 3-1	
3	09/24/2016	at VAN	T 3-3	
3	10/08/2016	at HOU	W 3-2	
Assists				
5	04/23/2016	vs. SEA	W 3-1	
Shots				
23	04/02/2016	vs. TOR	W 1-0	
23	08/06/2016	vs. VAN	W 2-0	
Shots on Goal				
9	04/23/2016	vs. SEA	W 3-1	
9	07/09/2016	at VAN	T 2-2	
Fouls Committed				
26	10/01/2016	vs. POR	W 1-0	
26	10/16/2016	at POR	L 0-1	
Fouls Suffered				
19	05/11/2016	vs. KC	W 1-0	
Corner Kicks				
8	04/02/2016	vs. TOR	W 1-0	
8	08/20/2016	vs. ORL	T 0-0	
8	10/23/2016	vs. HOU	T 1-1	
Offside				
6	04/09/2016	at RSL	L 0-1	
6	07/16/2016	vs. KC	W 1-0	
Saves				
7	09/10/2016	at DAL	W 1-0	
Shots Faced				
9	07/30/2016	at NYC	L 1-5	
Goals Allowed				
5	07/30/2016	at NYC	L 1-5	

## TEAM POSTSEASON HIGH GAMES (1996-2013)

Goals				
3	10/04/1997	at KC	W 3-0	
3	10/08/1997	vs. KC	W 3-2	
3	10/28/2006	at DAL	W 3-2	
Assists				
6	10/08/1997	vs. KC	W 3-2	
Shots				
27	10/28/2006	at DAL	W 3-2	
Shots on Goal				
10	10/08/1997	vs. KC	W 3-2	
10	10/26/1997	at DC	L 1-2	
Fouls Committed				
28	10/28/2006	at DAL	W 3-2	
Fouls Suffered				
25	09/28/2002	vs. DAL	W 1-0	
Corner Kicks				
12	10/28/2006	at DAL	W 3-2	
Offside				
8	10/26/1997	at DC	L 1-2	
8	10/28/2006	at DAL	W 3-2	
Saves				
12	10/29/2005	at DAL	W 2-2	
Shots Faced				
14	10/29/2005	at DAL	W 2-2	
Goals Allowed				
4	09/25/2002	at DAL	L 2-4	
4	10/05/2002	at LA	L 0-4	

## TEAM LOW GAMES (2016)

Shots				
6	10/08/2016	at HOU	W 3-2	
Shots on Goal				
1	03/20/2016	at DC	T 1-1	
1	05/21/2016	at SEA	W 1-0	
1	08/20/2016	vs. ORL	T 0-0	
1	09/10/2016	at DAL	W 1-0	
Fouls Committed				
6	07/23/2016	vs. DAL	T 1-1	
Fouls Suffered				
4	04/13/2016	at KC	W 2-1	
4	09/17/2016	vs. SJ	T 0-0	
Corner Kicks				
0	04/13/2016	at KC	W 2-1	
Offside				
0	05/14/2016	at CLB	T 1-1	
0	06/18/2016	vs. CHI	W 2-1	
0	08/13/2016	at LA	T 1-1	
0	09/10/2016	at DAL	W 1-0	
Saves				
0	05/28/2016	vs. PHI	T 1-1	
Shots Faced				
1	03/12/2016	vs. LA	W 1-0	
1	05/11/2016	vs. KC	W 1-0	
1	05/28/2016	vs. PHI	T 1-1	

## TEAM POSTSEASON LOW GAMES (1996-2013)

Shots				
5	11/05/2006	at HOU	L 1-3	
Shots on Goal				
1	10/09/2002	vs. LA	L 0-1	
1	10/30/2011	vs. KC	L 0-2	
Fouls Committed				
6	11/13/2010	vs. SJ	W 1-0	
Fouls Suffered				
6	10/28/2010	vs. CLB	W 1-0	
Corner Kicks				
1	11/21/2010	at DAL	W 2-1	
Offside				
0	09/28/2002	vs. DAL	W 1-0	
0	10/22/2004	vs. LA	W 1-0	
0	11/06/2010	at CLB	W 1-2	
0	11/21/2010	at DAL	W 2-1	
Saves				
1	11/05/2006	at HOU	L 1-3	
1	11/13/2010	vs. SJ	W 1-0	
Shots Faced				
1	11/13/2010	vs. SJ	W 1-0	



# COLORADO RAPIDS

## 2016 COLORADO RAPIDS STATISTICS (15-6-13, 58 pts.)

UNF	POS	PLAYER	GP	GS	MIN	G	A	SHT	SOG	FC	FS	OFF	CK	C	E
11	M	Shkelzen Gashi	26	25	2123	9	4	92	40	41	21	6	74	4	0
14	M	Dominique Badji	27	17	1571	6	4	47	19	39	14	16	2	5	0
9	F	Kevin Doyle	26	24	2178	6	2	73	15	31	50	15	0	5	0
7	F	Sebastien Le Toux (TOT)	32	21	1861	3	7	20	8	12	28	3	14	3	0
7	F	Sebastien Le Toux (COL)	11	8	655	1	2	5	1	5	6	1	6	1	0
94	D	Marlon Hairston	21	14	1272	3	6	16	9	11	15	10	0	2	0
13	M	Jermaine Jones	9	8	725	3	2	21	9	21	26	4	0	4	0
21	F	*Luis Solignac	18	12	1105	3	2	26	11	10	9	11	0	0	0
10	M	Marco Pappa	20	10	895	2	4	29	13	10	14	1	24	2	0
44	D	Axel Sjoberg	31	31	2772	2	1	11	6	25	11	0	0	6	0
8	M	Dillon Powers	29	24	2122	1	4	34	6	31	39	2	14	4	0
6	M	Sam Cronin	33	33	2924	1	3	27	8	54	31	0	0	6	0
23	D	Bobby Burling	16	16	1415	1	0	10	2	21	11	0	0	4	0
17	M	Dillon Serna	9	3	280	1	0	5	3	4	1	1	5	1	0
5	D	Mekeil Williams	21	17	1468	0	4	2	0	12	9	1	0	5	0
4	D	Marc Burch	28	27	2443	0	3	2	1	25	10	0	6	9	0
22	M	Micheal Azira	31	28	2503	0	1	13	1	65	25	1	0	9	1
26	D	Dennis Castillo	4	1	123	0	1	1	0	3	2	0	0	1	0
3	D	Eric Miller	26	23	2118	0	1	7	2	24	11	4	0	3	1
29	F	Caleb Calvert	8	1	165	0	0	5	4	4	1	1	0	1	0
19	F	Conor Doyle	3	0	23	0	0	1	0	3	0	0	0	2	0
20	D	Joseph Greenspan	1	0	1	0	0	0	0	0	1	0	0	0	0
1	G	Tim Howard	17	17	1530	0	0	0	0	0	1	0	0	1	0
18	G	Zac MacMath	17	17	1530	0	0	0	0	1	4	0	0	3	0
33	D	Jared Watts	21	18	1647	0	0	8	1	18	11	0	0	5	0
12	G	John Berner	0	0	0	0	0	0	0	0	0	0	0	0	0
16	M	Zach Pfeffer	0	0	0	0	0	0	0	0	0	0	0	0	0
24	D	Sean St. Ledger	0	0	0	0	0	0	0	0	0	0	0	0	0
		Team totals	34	34	3060	39	44	435	151	458	341	74	131	83	2
		Opponent totals	34	34	3060	32	31	418	129	341	458	21	177	49	4

GAME-WINNING GOALS: Luis Solignac 2, Marco Pappa 2, Marlon Hairston 2, Shkelzen Gashi 2  
 Dominique Badji 2, Axel Sjoberg 1, Dillon Serna 1, Sebastien Le Toux 1  
 Jermaine Jones 1, Kevin Doyle 1

GAME-WINNING ASSISTS: Luis Solignac 2, Marc Burch 2, Dominique Badji 2, Mekeil Williams 1  
 Dillon Powers 1, Marco Pappa 1, Sebastien Le Toux 1, Jermaine Jones 1  
 Marlon Hairston 1, Kevin Doyle 1, Sam Cronin 1, Micheal Azira 1

PENALTY KICK GOALS/ATTEMPTS: Shkelzen Gashi 1-2, Kevin Doyle 1-1

### COLORADO RAPIDS INDIVIDUAL GOALKEEPING

UNF	POS	GOALKEEPER	GP	GS	MIN	SHTS	SV	GA	GAA	PG	PA	W	L	T	SO
18	G	Zac MacMath	17	17	1530	57	39	13	0.76	0	1	9	3	5	6
1	G	Tim Howard	17	17	1530	72	53	19	1.12	4	7	6	3	8	7
		Team totals	34	34	3060	129	92	32	0.94	4	8	15	6	13	13
		Opponent totals	34	34	3060	151	105	39	1.15	2	3	6	15	13	8

\* = Played with other teams in 2016. Only Colorado Rapids statistics listed here.



# COLORADO RAPIDS

## COLORADO RAPIDS 2016 SCHEDULE

DAY	DATE	OPPONENT	RESULT	ATT.	W-L-T	POS.	PTS	NOTES:
Sun.	Mar. 6	at San Jose	L 0-1	18,000	0-1-0	T8	0	SJ: Wondolowski (46)
Sat.	Mar. 12	Los Angeles	W 1-0	17,474	1-1-0	T4	3	COL: Pappa (95+)
Sun.	Mar. 20	at D.C. United	T 1-1	15,334	1-1-1	T6	4	COL: Powers (69); DC: Espindola (80)
Sat.	Apr. 2	Toronto FC	W 1-0	10,772	2-1-1	T4	7	COL: Solognac (18)
Sat.	Apr. 9	at Real Salt Lake	L 0-1	19,224	2-2-1	T5	7	RSL: Plata (72)
Wed.	Apr. 13	at Sporting KC	W 2-1	19,168	3-2-1	5	10	COL: Solognac (41) Gashi (82); KC: Dwyer (77)
Sat.	Apr. 16	New York Red Bull	W 2-1	10,670	4-2-1	3	13	COL: Jones (21) Badji (82); NYR: Zubar (60)
Sat.	Apr. 23	Seattle	W 3-1	17,294	5-2-1	2	16	COL: Jones (20) Solognac (51) K. Doyle (86); SEA: Morris (63)
Sat.	Apr. 30	at Montreal	T 2-2	20,801	5-2-2	T1	17	COL: Gashi (47) Burling (72); MTL: Drogba (9) Tissot (50)
Sat.	May 7	Real Salt Lake	W 1-0	14,638	6-2-2	1	20	COL: Jones (47)
Wed.	May 11	Sporting KC	W 1-0	12,857	7-2-2	1	23	COL: Serna (78)
Sat.	May 14	at Columbus	T 1-1	15,023	7-2-3	1	24	COL: K. Doyle (55); CLB: Mabwati (23)
Sat.	May 21	at Seattle	W 1-0	41,028	8-2-3	1	27	COL: Sjoberg (43)
Sat.	May 28	Philadelphia	T 1-1	18,015	8-2-4	1	28	COL: Cronin (87); PHI: Carroll (92+)
Sat.	June 18	Chicago	W 2-1	18,103	9-2-4	1	31	COL: K. Doyle (57) Pappa (89); CHI: Calistri (81)
Wed.	June 22	at Los Angeles	T 0-0	21,884	9-2-5	1	32	
Mon.	July 4	Portland	T 0-0	18,759	9-2-6	2	33	
Sat.	July 9	at Vancouver	T 2-2	22,120	9-2-7	2	34	COL: K. Doyle (59) Sjoberg (95+); VAN: Waston (10) Techera (87)
Sat.	July 16	Sporting KC	W 1-0	18,461	10-2-7	2	37	COL: Hairston (78)
Sat.	July 23	FC Dallas	T 1-1	18,178	10-2-8	2	38	COL: Hairston (44); DAL: Ulloa (82)
Sat.	July 30	at New York City	L 1-5	25,711	10-3-8	2	38	COL: Gashi (92+); NYC: Lampard (28,81,84) Taylor (42) Mendoza (75)
Sat.	Aug. 6	Vancouver	W 2-0	17,526	11-3-8	2	41	COL: Hairston (44) Badji (60)
Sat.	Aug. 13	at Los Angeles	T 1-1	25,667	11-3-9	2	42	COL: Gashi (51); LA: dos Santos (62)
Sat.	Aug. 20	Orlando City SC	T 0-0	16,813	11-3-10	2	43	
Fri.	Aug. 26	at Real Salt Lake	L 1-2	20,134	11-4-10	T2	43	COL: Gashi (5); RSL: Movsisyan (39,48)
Sat.	Sept. 3	at New England	L 0-2	15,046	11-5-10	T2	43	NE: Agudelo (12) Tierney (49)
Sat.	Sept. 10	at FC Dallas	W 1-0	14,468	12-5-10	2	46	COL: Badji (52)
Sat.	Sept. 17	San Jose	T 0-0	17,645	12-5-11	T2	47	
Sat.	Sept. 24	at Vancouver	T 3-3	21,851	12-5-12	T2	48	COL: Badji (8) Gashi (57,75); VAN: Waston (51) Morales (70) Hurtado (93+)
Sat.	Oct. 1	Portland	W 1-0	17,554	13-5-12	2	51	COL: Le Toux (63)
Sat.	Oct. 8	at Houston	W 3-2	18,400	14-5-12	2	54	COL: Badji (12,54) Gashi (79); HOU: Manotas (45,81)
Thu.	Oct. 13	San Jose	W 2-1	13,516	15-5-12	1	57	COL: K. Doyle (38,73); SJ: Wondolowski (57)
Sun.	Oct. 16	at Portland	L 0-1	21,144	15-6-12	2	57	POR: Adi (35)
Sun.	Oct. 23	Houston	T 1-1	18,446	15-6-13	2	58	COL: Gashi (67); HOU: Wenger (20)



# COLORADO RAPIDS

## COLORADO RAPIDS – GAME-BY-GAME

#	Player	1	2	3	4	5	6	7	8	9	10	11	12	13	14	15	16	17	18	19	20	21	22	23	24	26	27	28	29	30	31	32	33	34					
		SJ	LA	DC	TOR	RSL	KC	NYR	SEA	MTL	RSL	KC	CLB	SEA	PHI	CHI	LA	POR	VAN	KC	DAL	NYC	VAN	LA	ORL	RSL	NE	DAL	SJ	VAN	POR	HOU	SJ	POR	HOU				
		0-1	1-0	1-1	1-0	0-1	2-1	2-1	3-1	2-2	1-0	1-0	1-1	1-1	1-0	1-1	2-1	0-0	0-0	2-2	1-0	1-1	1-5	2-0	1-1	0-0	1-2	0-2	1-0	0-0	3-3	1-0	3-2	2-1	0-1	1-1			
1	Tim Howard	90D	90D	90D	90D	90D	90D	60D	7	90D	90D	71D	45	45	90D	90D	90D	90D	90D	90D	90D	90D	90D	90D	90D	90D	90D	90D	90D	90D	90D	90D	90D	90D	90D	90D	90D		
3	Marc Miller	90D	90D	90D	90D	90D	90D	90D	90D	90D	90D	90D	90D	90D	90D	90D	90D	90D	90D	90D	90D	90D	90D	90D	90D	90D	90D	90D	90D	90D	90D	90D	90D	90D	90D	90D	90D		
4	Marc Burch	90D	90D	90D	90D	90D	90D	90D	90D	90D	90D	90D	90D	90D	90D	90D	90D	90D	90D	90D	90D	90D	90D	90D	90D	90D	90D	90D	90D	90D	90D	90D	90D	90D	90D	90D	90D	90D	
5	Mekeil Williams	90D	90D	90D	90D	90D	90D	90D	90D	90D	90D	90D	90D	90D	90D	90D	90D	90D	90D	90D	90D	90D	90D	90D	90D	90D	90D	90D	90D	90D	90D	90D	90D	90D	90D	90D	90D	90D	90D
6	Sam Cronin	90M	90M	90M	90M	90M	90M	90M	90M	90M	90M	90M	90M	90M	90M	90M	90M	90M	90M	90M	90M	90M	90M	90M	90M	90M	90M	90M	90M	90M	90M	90M	90M	90M	90M	90M	90M	90M	90M
7	Sebastien Le Toux	90M	90M	90M	90M	90M	90M	90M	90M	90M	90M	90M	90M	90M	90M	90M	90M	90M	90M	90M	90M	90M	90M	90M	90M	90M	90M	90M	90M	90M	90M	90M	90M	90M	90M	90M	90M	90M	90M
8	Dillon Powers	90F	90F	90F	90F	90F	90F	90F	90F	90F	90F	90F	90F	90F	90F	90F	90F	90F	90F	90F	90F	90F	90F	90F	90F	90F	90F	90F	90F	90F	90F	90F	90F	90F	90F	90F	90F	90F	90F
9	Kevin Doyle	11	23	72M	61M	90M	69M	73M	7	73M	23	74M	62M	6	45	6	15	90M	90M	90M	90M	90M	90M	90M	90M	90M	90M	90M	90M	90M	90M	90M	90M	90M	90M	90M	90M	90M	90M
10	Marco Pappa	67M	83M	73M	90M	89M	65M	90M	89M	90M	67M	79M	87M	90M	89M	73M	90M	90M	90M	90M	90M	90M	90M	90M	90M	90M	90M	90M	90M	90M	90M	90M	90M	90M	90M	90M	90M	90M	90M
11	Shkelzen Gashi																																						
12	John Berner																																						
13	Jermaine Jones																																						
14	Dominique Badji																																						
16	Zach Pfeffer																																						
17	Dillon Serna																																						
18	Zac MacMath																																						
19	Conor Doyle																																						
20	Joseph Greenspan																																						
21	Luis Solignac																																						
22	Michael Azira																																						
23	Bobby Burling																																						
24	Sean St. Ledger																																						
26	Dennis Castillo																																						
29	Caleb Calvert																																						
30	Chris Froschauer																																						
33	Jared Watts																																						
44	Axel Sjoberg																																						
94	Marlon Hairston																																						

Played for other teams:  
Sebastien Le Toux played 1206 minutes for PHI

"00" = 100 minutes played  
F/M/D/G = starting position



# COLORADO RAPIDS

## COLORADO RAPIDS – GAME-BY-GAME LOG

Game #1	03/06/2016	COL 0 at SJ 1	L		
Game #2	03/12/2016	COL 1 vs LA 0	W	Pappa 1 (unassisted) 95+	
Game #3	03/20/2016	COL 1 at DC 1	T	Powers 1 (Pappa 1) 69	
Game #4	04/02/2016	COL 1 vs TOR 0	W	Solignac 1 (Pappa 2) 18	
Game #5	04/09/2016	COL 0 at RSL 1	L		
Game #6	04/13/2016	COL 2 at KC 1	W	Solignac 2 (Pappa 3) 41; Gashi 1 (unassisted) 82	
Game #7	04/16/2016	COL 2 vs NVR 1	W	Jones 1 (Williams 1) 21; Badji 1 (Jones 1, Solignac 1) 82	
Game #8	04/23/2016	COL 3 vs SEA 1	W	Jones 2 (Gashi 1) 20; Solignac 3 (Badji 1, Williams 2) 51; K. Doyle 1 (Castillo 1, Cronin 1) 86	
Game #9	04/30/2016	COL 2 at MTL 2	T	Gashi 2 (Williams 3, Jones 2) 47; Burling 1 (Sjoberg 1, Gashi 2) 73	
Game #10	05/07/2016	COL 1 vs RSL 0	W	Jones 3 (K. Doyle 1, Solignac 2) 47	
Game #11	05/11/2016	COL 1 vs KC 0	W	Serna 1 (unassisted) 78	
Game #12	05/14/2016	COL 1 at CLB 1	T	K. Doyle 2 (Gashi 3) 55	
Game #13	05/21/2016	COL 1 at SEA 1	W	Sjoberg 1 (Burch 1) 43	
Game #14	05/28/2016	COL 1 vs PHI 1	T	Cronin 1 (Hairston 1, Williams 4) 87	
Game #15	06/18/2016	COL 2 vs CHI 1	W	K. Doyle 3 (Powers 1) 57; Pappa 2 (Cronin 2) 89	
Game #16	06/22/2016	COL 0 at LA 0	T		
Game #17	07/04/2016	COL 0 vs POR 0	T		
Game #18	07/09/2016	COL 2 at VAN 2	T	K. Doyle 4 (Gashi 4, Pappa 4) 59; Sjoberg 2 (K. Doyle 2) 95+	
Game #19	07/16/2016	COL 1 vs KC 0	W	Hairston 1 (Powers 2) 78	
Game #20	07/23/2016	COL 1 vs DAL 1	T	Hairston 2 (unassisted) 44	
Game #21	07/30/2016	COL 1 at NYC 5	L	Gashi 3 (unassisted) 92+	
Game #22	08/06/2016	COL 2 vs VAN 0	W	Hairston 3 (Burch 2) 44; Badji 2 (Hairston 2, Miller 1) 60	
Game #23	08/13/2016	COL 1 at LA 1	T	Gashi 4 (Hairston 3) 51	
Game #24	08/20/2016	COL 0 vs ORL 0	T		
Game #25	08/26/2016	COL 1 at RSL 2	L	Gashi 5 (unassisted) 5	
Game #26	09/03/2016	COL 0 at NE 2	L		
Game #27	09/10/2016	COL 1 at DAL 0	W	Badji 3 (Le Toux 6) 52	
Game #28	09/17/2016	COL 0 vs SJ 0	T		
Game #29	09/24/2016	COL 3 at VAN 3	T	Badji 4 (Hairston 4, Cronin 3) 8; Gashi 6 (penalty kick) 57; Gashi 7 (unassisted) 75	
Game #30	10/01/2016	COL 1 vs POR 0	W	Le Toux 3 (Badji 2, Hairston 5) 63	
Game #31	10/08/2016	COL 3 at HOU 2	W	Badji 5 (Powers 3, Le Toux 7) 12; Badji 6 (Powers 4) 54; Gashi 8 (Azira 1) 79	
Game #32	10/13/2016	COL 2 vs SJ 1	W	K. Doyle 5 (Burch 3, Badji 3) 38; K. Doyle 6 (penalty kick) 73	
Game #33	10/16/2016	COL 0 at POR 1	L		
Game #34	10/23/2016	COL 1 vs HOU 1	T	Gashi 9 (Hairston 6, Badji 4) 67	



# COLORADO RAPIDS

## COLORADO RAPIDS – CUP COMPETITIONS – GAME-BY-GAME

### U.S. OPEN CUP

#	Player	4R	5R
		COSP	DAL
		1-0	1-2

3	Eric Miller	90D	
4	Marc Burch	120D	
5	Mekeil Williams	90D	120D
6	Sam Cronin	90M	
8	Dillon Powers	90M	120M
9	Kevin Doyle		37
10	Marco Pappa	86M	83M
11	Shkeizen Gashi		
12	John Berner		
13	Jermaine Jones		
14	Dominique Badji	90M	105F
16	Zach Pfeffer		
17	Dillon Serna	90M	21M
18	Zac MacMath	90G	120G
19	Conor Doyle	80F	15
21	Luis Solognac	10	120M
22	Micheal Azira		120M
23	Bobby Burling		
24	Sean St. Ledger		
26	Dennis Castillo	90D	120D
29	Caleb Calvert		
30	Chris Froschauer		
33	Jared Watts		120D
44	Axel Sjoberg	90D	
94	Marlon Hairston	4	99

### U.S. OPEN CUP

4R	06/14/2016	COL 1	vs	COLOSP 0	W	Serna (unassisted) 84
5R	06/29/2016	COL 1	at	DAL 2	L (OT)	Badji (Hairston) 38





# FC DALLAS

## 2016 RECORD

	GP	W-L-T	PTS	GF	GA
FC Dallas	34	17-8-9	60	50	40

## RECORD at TOYOTA STADIUM

	GP	W-L-T	PTS	GF	GA
	17	12-1-4	40	33	12

## RECORD on road

	GP	W-L-T	PTS	GF	GA
	17	5-7-5	20	17	28

## RECORD at the half

	W	L	T
LEADING	9	0	1
TIED	5	2	6
TRAILING	3	6	2

## RECORD with the first goal

	W	L	T
SCORING	13	0	2
CONCEDING	4	8	4

## TEAM COMPARISONS

	FOR	AGAINST
GOALS SCORED	1.47 (8th)	1.18 (16th)
TOTAL SHOTS	13.26 (7th)	9.71 (19th)
SHOTS ON GOAL	4.97 (4th)	3.47 (20th)
SHOOTING ACCURACY	37.5% (6th)	35.8% (11th)
SCORING %AGE	11.1% (8th)	12.1% (6th)
FOULS	13.03 (6th)	11.53 (17th)
CORNER KICKS	4.76 (11th)	3.94 (12th)
OFFSIDE	2.24 (6th)	1.74 (18th)

## GOALS SCORED IN GAME

GP	0	1	2	3	4+	TOT	AVG
34	11	5	11	5	2	50	1.47

## GOALS ALLOWED IN GAME

GP	0	1	2	3	4+	TOT	AVG
34	12	13	5	1	3	40	1.18

## GOALS BY INTERVALS

	TOT	0-15	16-30	31-45+	46-60	61-75	76-90+
FOR	50	6	9	6	11	5	13
AGAINST	40	7	9	6	4	7	7

## WHERE THE GOALS COME FROM

	FOR	AGAINST
GOALS SCORED	50	40
MINUTES PER GOAL	61	77

## HOW SCORED

RIGHT FOOT	38	22
LEFT FOOT	4	8
HEADERS	8	9
OTHER	0	1

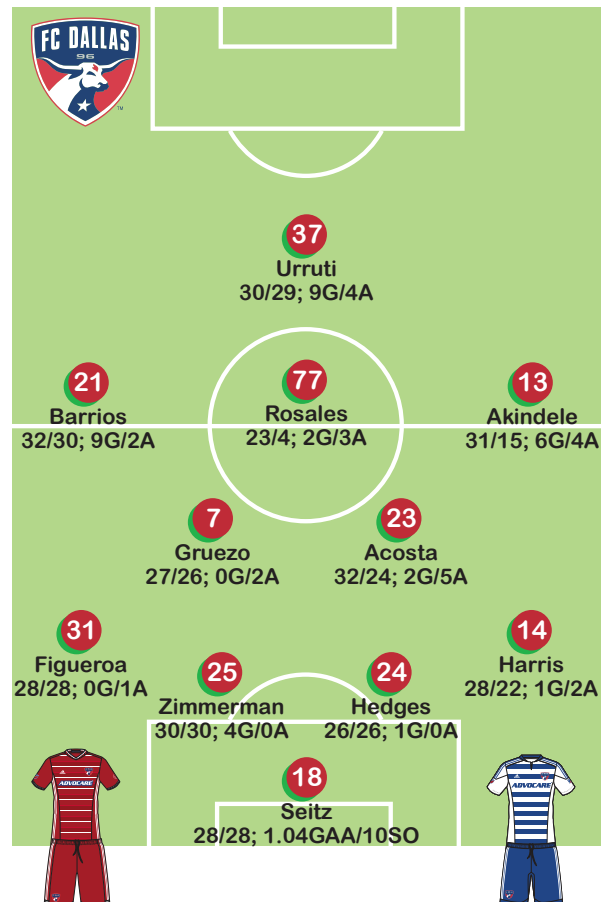
## TYPE OF PLAY

OPEN PLAY	30	20
CROSS	3	4
CORNER	4	4
REBOUND	1	1
PENALTIES	5	3
DIRECT FROM FREE KICK	2	2
FREE KICK (INDIRECT)	4	4
OWN GOALS	1	2

## DISTANCE

INSIDE GOAL AREA	6	10
INSIDE PENALTY AREA	38	23
OUTSIDE PENALTY AREA	6	7

## PRIMARY TEAM







# FC DALLAS

No.	Player	Pos	Ht	Wt	Birthdate	Birthplace	2016				CAREER			
							GP	GS	G	A	GP	GS	G	A
1	<b>Jesse Gonzalez</b>	GK	6-4	180	05/25/1995	Edenton, NC	6	6	0	0	17	17	0	0
Homegrown Player. MLS Season: 4.														
2	<b>Aubrey David</b>	DF	6-2	175	10/11/1990	Georgetown, Guyana	5	4	0	0	5	4	0	0
MLS Season: 1. Last club: Deportivo Saprissa (Costa Rica). International: Trinidad & Tobago														
3	<b>Moises Hernandez</b>	DF	6-0	155	03/05/1992	Dallas, TX	0	0	0	0	31	24	0	2
Homegrown Player. MLS Season: 5.														
5	<b>Norberto Papparatto</b>	DF	6-3	181	01/03/1984	Adroque, Argentina	0	0	0	0	19	17	0	0
MLS Season: 3. Last club: Atlético Rafaela (Argentina)														
7	<b>Carlos Gruezo</b>	MF	5-7	148	04/19/1995	Santo Domingo, Ecuador	27	26	0	2	27	26	0	2
Designated Player. MLS Season: 1. Last club: VfB Stuttgart (Germany) International: Ecuador														
8	<b>Victor Ulloa</b>	MF	5-11	165	03/04/1992	Wylie, TX	32	18	2	0	94	77	4	2
Homegrown Player. MLS Season: 6.														
9	<b>Getterson</b>	FW	5-11	175	05/16/1991	Engenheiro Beltrao, Parana, Brazil	4	2	0	0	4	2	0	0
MLS Season: 1. Last club: J. Malucelli (Brazil)														
10	<b>Mauro Diaz</b>	MF	5-7	137	03/10/1991	Concepcion del Uruguay, Argentina	27	24	5	13	78	62	19	28
Designated Player. MLS Season: 4. Last club: CA River Plate (Argentina)														
12	<b>Ryan Hollingshead</b>	DF	6-1	180	04/16/1991	Granite Bay, CA	29	22	2	0	73	51	4	3
MLS Season: 4. 2013 SuperDraft: Round 2, Pick 20 (UCLA).														
13	<b>Tesho Akindele</b>	FW	6-1	170	03/31/1992	Calgary, AB, Canada	31	15	6	4	85	47	18	8
MLS Season: 3. 2014 SuperDraft: Round 1, Pick 6 (Colorado Mines)														
14	<b>Atiba Harris</b>	DF	6-3	185	01/09/1985	Basseterre, St. Kitts & Nevis	28	22	1	2	246	194	29	26
MLS Season: 11. Last club: San Jose Earthquakes														
15	<b>Timo Pitter</b>	MF	5-9	150	09/01/1992	Schweinfurt, Germany	1	0	0	0	1	0	0	0
MLS Season: 1. 2016 SuperDraft: Round 2, Pick 33 (Creighton).														
16	<b>Coy Craft</b>	FW	5-11	175	05/23/1997	Abingdon, VA	2	0	0	0	5	1	0	0
Homegrown Player. MLS Season: 3.														
17	<b>Zach Loyd</b>	DF	5-9	160	07/18/1987	Tulsa, OK	12	10	0	0	180	168	4	8
MLS Season: 7. 2010 SuperDraft: Round 1, Pick 5 (North Carolina)														
18	<b>Chris Seitz</b>	GK	6-3	236	03/12/1987	San Luis Obispo, CA	28	28	0	0	92	91	0	0
MLS Season: 7. Last club: Philadelphia Union														
19	<b>Paxton Pomykal</b>	MF	5-7	145	12/17/1999	Lewisville, TX	0	0	0	0	0	0	0	0
Homegrown Player. MLS Season: 1.														
20	<b>Juan Esteban Ortiz</b>	MF	5-10	163	08/29/1987	Medellin, Colombia	5	2	0	0	5	2	0	0
MLS Season: 1. Last club: Atletico Huila (Colombia)														
21	<b>Michael Barrios</b>	MF	5-4	132	04/21/1991	Barranquilla, Colombia	32	30	9	2	58	49	16	4
MLS Season: 2. Last club: Uniautonoma (Colombia). International: Colombia														
22	<b>Carlos Lizarazo</b>	MF	5-7	158	04/26/1991	Cali, Colombia	8	2	0	0	8	2	0	0
MLS Season: 1. Last club: Cruz Azul (Mexico)														
23	<b>Kellyn Acosta</b>	MF	5-10	150	07/24/1995	Plano, TX	32	24	2	5	81	63	5	8
Homegrown Player. MLS Season: 4.														
24	<b>Matt Hedges</b>	DF	6-4	190	04/01/1990	Carmel, IN	26	26	1	0	150	143	11	2
MLS Season: 5. 2012 SuperDraft: Round 1, Pick 11 (North Carolina).														
25	<b>Walker Zimmerman</b>	DF	6-3	185	05/19/1993	Lawrenceville, GA	30	30	4	0	67	53	6	0
MLS Season: 4. 2013 SuperDraft: Round 1, Pick 7 (Furman). Generation adidas.														
28	<b>Colin Bonner</b>	FW	6-4	215	05/01/1994	Baltimore, MD	1	1	0	0	1	1	0	0
MLS Season: 1. 2016 SuperDraft: Round 3, Pick 45 (North Carolina-Wilmington).														
29	<b>Carlos Ruiz</b>	FW	5-9	145	09/15/1979	Guatemala City, Guatemala	1	0	1	0	183	155	89	17
MLS Season: 10. Last club: Municipal (Guatemala)														
30	<b>Ryan Herman</b>	GK	6-7	220	06/18/1993	Bellevue, WA	0	0	0	0	0	0	0	0
MLS Season: 1. 2016 SuperDraft: Round 1, Pick 17 (Washington)														
31	<b>Maynor Figueroa</b>	DF	5-11	187	05/02/1983	Jutiapa, Honduras	28	28	0	1	38	38	1	1
MLS Season: 2. Last club: Colorado Rapids. International: Honduras														
33	<b>Aaron Guillen</b>	DF	6-0	160	06/23/1993	El Paso, TX	2	1	0	0	2	1	0	0
Homegrown Player. MLS Season: 1.														
37	<b>Maximiliano Urruti</b>	FW	6-0	165	02/22/1991	Rosario, Argentina	30	29	9	4	97	57	24	9
MLS Season: 4. Last club: Portland Timbers														
77	<b>Mauro Rosales</b>	MF	5-8	165	02/24/1981	Villa Marina, Cordoba, Argentina	23	4	2	3	165	122	15	51
MLS Season: 6. Last club: Vancouver Whitecaps FC														

HEAD COACH : Oscar Pareja

08/10/1968

W76 L60 T34



**FC DALLAS PLAYOFF HISTORY**

vs. Team	No. of Series	W-L	GP	W-L-T	OT	ShO	GF	GA	Last Mtg.	Round	Series Result
Chicago	2	1-1	6	2-3-1	0-0-1	0-0	6	12	2001	Quarterfinals	Lost 7 pts. to 1
Colorado	5	0-5	10	2-6-2	0-3-1	0-1	13	16	2010	MLS Cup '10	Lost MLS Cup '10
Houston	1	0-1	2	1-1-0	0-1-0	0-0	2	4	2007	Quarterfinals	Lost Series Tie-Breaker
Kansas City	1	0-1	3	1-2-0	0-0-0	0-1	6	6	1996	West Semifinals	Lost 2 games to 1
Los Angeles	4	2-2	8	4-4-0	0-0-0	2-0	13	16	2010	Semifinals	Won 1 games to 0
New York	2	0-2	3	0-3-0	0-1-0	0-0	2	6	2011	Wild Card	Lost 1 games to 0
Real Salt Lake	1	1-0	2	1-0-1	0-0-0	0-0	3	2	2010	Quarterfinals	Won 1 games to 0
Portland	1	0-1	2	0-1-1	0-0-0	0-0	3	5	2015	Semifinals	Lost 1 games to 0
Seattle	2	1-1	4	1-1-2	1-0-0	0-0	4	4	2015	Quarterfinals	Won Series Tie-Breaker
Vancouver	1	1-0	1	1-0-0	0-0-0	0-0	2	1	2014	Wild Card	Won 1 games to 0
<b>TOTALS</b>	<b>20</b>	<b>6-14</b>	<b>41</b>	<b>13-21-7</b>	<b>1-5-2</b>	<b>2-2</b>	<b>54</b>	<b>72</b>			

**FC DALLAS -- ALL-TIME POSTSEASON RESULTS**

DATE	OPPONENT	RESULT	ATT.	W-L-T	RD.	GOALS:
09/26/1996	at Kansas City	L 2-3	4,466	0-1-0	QTR	DAL: Elliott (21) Ashton (25); KC: Johnston (16) McKeon (79) Preki (89)
09/29/1996	Kansas City	W 2-1	10,125	1-1-0	QTR	DAL: Kreis (5) Washington (32); KC: Preki (30)
10/02/1996	Kansas City	L 2-3	9,802	1-2-0	QTR	DAL: Sanchez (27) Elliott (66); KC: Chung (41) Takawira (62)
10/05/1997	at Los Angeles	W 1-0	18,921	1-0-0	QTR	
10/08/1997	Los Angeles	W 3-0	11,248	2-0-0	QTR	DAL: Washington (29,69) Peinado (86)
10/12/1997	Colorado	L 0-1	7,376	2-1-0	SEM	COL: S. Henderson (42)
10/15/1997	at Colorado	L 1-2	18,452	2-2-0	SEM	DAL: Damian (5); COL: Patino (22) C. Henderson (87)
10/01/1998	at Los Angeles	L 1-6	10,047	0-1-0	QTR	DAL: Washington (47); LA: Pena (10,69) Herмосillo (16,32) Cienfuegos (20) Welton (41)
10/04/1998	Los Angeles	L 2-3	8,130	0-2-0	QTR	DAL: Haynes (44) Kreis (48); LA: Hendrickson (80) Caligiuri (85) Mathis (88)
10/16/1999	Chicago	W 2-1	10,980	1-0-0	QTR	DAL: Graziani (52) Santel (75); CHI: Ball (79)
10/23/1999	at Chicago	L 0-4	13,197	1-1-0	QTR	CHI: Nowak (18) Kosecki (36) Razov (43) Kovalenko (46)
10/27/1999	Chicago	W 3-2	9,795	2-1-0	QTR	DAL: Deering (55) Rodriguez (84) Graziani (86); CHI: Razov (3) Marsch (5)
10/31/1999	at Los Angeles	L 1-2	17,372	2-2-0	SEM	DAL: Graziani (75); LA: Cienfuegos (39) Hendrickson (90)
11/07/1999	Los Angeles	W 3-2	13,816	3-2-0	SEM	DAL: Graziani (33,73); LA: Herмосillo (13,54)
11/11/1999	at Los Angeles	L 1-3	25,703	3-3-0	SEM	DAL: Kreis (89); LA: Vanney (3) Herмосillo (20) Cienfuegos (68)
09/15/2000	at MetroStars	L 1-2 (OT)	14,868	0-1-0	QTR	DAL: Rhine (67); MET: Mathis (34) Valencia (100)
09/20/2000	MetroStars	L 1-2	7,555	0-2-0	QTR	DAL: J. Rodriguez (82); MET: Mathis (53,81)
09/20/2001	at Chicago	L 0-2	8,314	0-1-0	QTR	CHI: Bocanegra (40) Whitfield (90)
09/23/2001	Chicago	T 1-1 (OT)	17,149	0-1-1	QTR	DAL: Deering (27); CHI: J. Beasley (84)
09/29/2001	at Chicago	L 0-2	12,811	0-2-1	QTR	CHI: Kovalenko (17) Armas (55)
09/25/2002	Colorado	W 4-2	6,360	1-0-0	QTR	DAL: Morrow (26); Kreis (49); Deering (68); Martinez (70); COL: Valderrama (2) Spencer (75)
09/28/2002	at Colorado	L 0-1	9,637	1-1-0	QTR	COL: Carrieri (78)
10/02/2002	Colorado	T 1-2 (OT/ST)	8,008	1-1-1	QTR	DAL: Rhine (6); COL: Spencer (22); Chung (101)
10/22/2005	at Colorado	T 0-0	9,625	0-0-1	QTR	
10/29/2005	Colorado	L 2-2 (OT)	10,104	0-1-1	QTR	DAL: Ruiz (67,105); COL: Cunningham (19) Kotschau (105)
10/21/2006	at Colorado	W 2-1	4,176	1-0-0	QTR	DAL: Ruiz (15) Thompson (55); COL: Cooke (23)
10/28/2006	Colorado	L 2-3 (OT)	15,486	1-1-0	QTR	DAL: Ruiz (48) Goodson (92); COL: Hernandez (57,83) Mathis (114)
10/27/2007	Houston	W 1-0	12,537	0-1-0	QTR	DAL: Goodson (23)
11/02/2007	at Houston	L 1-4 (OT)	30,088	1-1-0	QTR	DAL: Ruiz (14); HOU: Holden (66) Ching (72,97) Davis (100)
10/30/2010	Real Salt Lake	W 2-1	11,003	1-0-0	QTR	DAL: Cunningham (44) Avila (88); RSL: Espindola (5)
11/06/2010	at Real Salt Lake	T 1-1	19,324	1-0-1	QTR	DAL: McCarty (17); RSL: Findley (80)
11/14/2010	at Los Angeles	W 3-0	27,000	2-0-1	SEM	DAL: Ferreira (26) John (54) Chavez (73)
11/21/2010	Colorado	L 1-2 (OT)	21,700	2-1-1	FIN	DAL: Ferreira (35); COL: Casey (57) own goal (107)
10/26/2011	New York	L 0-2	10,017	0-1-0	WC	NY: Lindpere (61) Henry (98+)
10/29/2014	Vancouver	W 2-1	10,279	1-0-0	WC	DAL: Akindele (40) Michel (84); VAN: Hurtado (64)
11/02/2014	Seattle	T 1-1	16,112	1-0-1	QTR	DAL: Michel (34); SEA: Alonso (54)
11/10/2014	at Seattle	T 0-0	38,912	1-0-2	QTR	
11/01/2015	at Seattle	L 1-2	39,599	0-1-0	QTR	DAL: Castillo (18); SEA: Ivanschitz (67) Dempsey (86)
11/08/2015	Seattle	T 2-1 (OT)	17,287	0-1-1	QTR	DAL: Akindele (84) Zimmerman (91+); SEA: Marshall (90)
11/22/2015	at Portland	L 1-3	21,144	0-2-1	SEM	DAL: Teixeira (62); POR: Ridgewell (23) Asprilla (53) Borchers (91+)
11/29/2015	Portland	T 2-2	21,144	0-2-2	SEM	DAL: Hollingshead (68) Blas Perez (73); POR: Adi (54) Melano (95+)



**ALL-TIME FC DALLAS  
POSTSEASON STATISTICS (12-20-9, 40 PTS.)**

PLAYER	GP	GS	MIN	G	A							
Ariel Graziani	11	11	1010	5	2	Jackson	5	5	392	0	0	
Carlos Ruiz	6	5	540	5	0	Andrew Jacobson	1	1	67	0	0	
Jason Kreis	22	18	1721	4	2	Steve Jolley	2	2	210	0	0	
Dante Washington	14	6	651	4	1	Matt Jordan	12	12	1066	0	0	
Chad Deering	16	16	1417	3	1	Aleksey Korol	3	1	76	0	0	
David Ferreira	4	4	390	2	3	Zach Loyd	11	8	845	0	0	
Bobby Rhine	13	13	1111	2	3	Ruben Luna	1	0	13	0	0	
Gerell Elliott	7	2	242	2	1	Maicon Santos	1	0	17	0	0	
Jorge Rodriguez	18	16	1516	2	1	Drew Moor	5	4	428	0	0	
Tesho Akindele	7	3	365	2	0	Richard Mulrooney	2	2	210	0	0	
Clarence Goodson	5	3	379	2	0	Ramon Nunez	2	2	210	0	0	
Michel	4	3	270	2	0	Dominic Oduro	2	0	65	0	0	
Mark Santel	15	14	1175	1	5	Percy Olivares	1	0	2	0	0	
Marvin Chavez	5	5	382	1	2	Brandon Pollard	8	8	703	0	0	
Hugo Sanchez	2	2	172	1	2	Pablo Ricchetti	2	1	146	0	0	
Damian	4	4	306	1	1	Milton Rodriguez	1	1	32	0	0	
Antonio Martinez	7	5	467	1	1	Dario Sala	4	4	325	0	0	
Blas Perez	6	3	353	1	1	Marcelo Saragosa	2	0	57	0	0	
Chad Ashton	3	1	88	1	0	Juan Sastoque	1	0	2	0	0	
Eric Avila	2	0	18	1	0	Chris Seitz	2	2	180	0	0	
Fabian Castillo	8	7	668	1	0	Adrian Serieux	2	2	170	0	0	
Jeff Cunningham	3	1	191	1	0	Tom Soehn	4	4	356	0	0	
Brian Haynes	10	4	500	1	0	Diego Sonora	3	3	246	0	0	
Ryan Hollingshead	5	4	387	1	0	Temoc Suarez	2	1	57	0	0	
George John	4	4	390	1	0	Carey Talley	1	0	24	0	0	
Dax McCarty	5	4	401	1	0	Juan Tolja	2	2	210	0	0	
Steve Morrow	3	3	271	1	0	Victor Ulloa	7	7	575	0	0	
Daniel Peinado	4	4	345	1	0	Joselito Vaca	4	1	97	0	0	
David Texeira	6	4	285	1	0	Simo Valakari	4	4	420	0	0	
Abe Thompson	3	2	127	1	0	Ricardo Villar	1	1	82	0	0	
Walker Zimmerman	4	2	221	1	0	David Wagenfuhr	2	0	98	0	0	
Mauro Diaz	6	6	559	0	5	Wade Webber	4	4	360	0	0	
Oscar Pareja	17	16	1331	0	5	Mark Wilson	2	2	111	0	0	
Ronnie O'Brien	7	7	701	0	3	Alex Yi	1	1	120	0	0	
Greg Vanney	4	4	420	0	3	Team totals	41	41	3891	54	65	
Sergi Daniv	6	4	389	0	2	Opponent totals	41	41	3891	72	85	
Ted Eck	14	12	1094	0	2							
Chris Gbandi	6	6	539	0	2	DALLAS INDIVIDUAL GOALKEEPING						
Brek Shea	5	4	355	0	2	GOALKEEPER	GP	GS	SV	GA	GAA	SO
Je-Vaughn Watson	7	7	660	0	2	Chris Seitz	2	2	7	1	0.50	1
Jair Benitez	5	5	477	0	1	Scott Garlick	2	2	6	2	0.86	1
Paul Broome	10	8	681	0	1	Raul Fernandez	1	1	7	1	1.00	0
Kenny Cooper	4	4	348	0	1	Dario Sala	4	4	20	4	1.11	1
Eric Dade	15	13	1118	0	1	Kevin Hartman	5	5	20	6	1.13	1
Atiba Harris	3	3	285	0	1	Jesse Gonzalez	4	4	14	8	1.85	0
Ugo Ihemelu	5	5	480	0	1	Matt Jordan	12	12	42	22	1.86	0
Eddie Johnson	3	0	62	0	1	Mark Dodd	12	11	45	24	2.09	2
Lawrence Lozzano	3	3	270	0	1	Ray Burse	1	0	5	4	3.79	0
Roberto Mina	2	1	140	0	1	Team totals	41	41	170	72	1.67	6
Ryan Suarez	6	6	520	0	1	Opponent totals	41	41	141	54	1.25	9
Alain Sutter	3	3	206	0	1							
John Jairo Trellez	4	0	50	0	1							
Mickey Trotman	2	2	178	0	1							
Kellyn Acosta	4	3	314	0	0							
Lazo Alavanja	2	0	32	0	0							
Eric Alexander	2	0	5	0	0							
Arturo Alvarez	2	2	137	0	0							
Leonel Alvarez	5	5	450	0	0							
Hamisi Amani-Dove	2	2	133	0	0							
Michael Barrios	4	4	385	0	0							
Tenywa Bonseu	3	3	281	0	0							
Ray Burse	1	0	95	0	0							
Ezequiel Cirigliano	1	1	90	0	0							
Daniel Cruz	1	0	23	0	0							
Denilson	1	1	50	0	0							
Mark Dodd	12	11	1035	0	0							
Andres Escobar	3	1	107	0	0							
Justin Evans	2	0	77	0	0							
Richard Farrer	17	11	1103	0	0							
Raul Fernandez	1	1	90	0	0							
Jorge Flores	2	0	28	0	0							
Scott Garlick	2	2	210	0	0							
Jesse Gonzalez	4	4	390	0	0							
Kevin Hartman	5	5	480	0	0							
Matt Hedges	7	7	660	0	0							
Daniel Hernandez	5	5	480	0	0							
Moises Hernandez	2	2	175	0	0							
Zak Ibsen	3	2	191	0	0							
Ricardo Iribarren	2	2	148	0	0							



**CAREER POSTSEASON STATISTICS FOR CURRENT FC DALLAS PLAYERS**

UNF	POS	PLAYER	GP	GS	MIN	G	A	SHT	SOG	PKG	PKA	SKG	SKA	FC	FS	OFF	CK	C	E
23	D-M	Kellyn Acosta	4	3	314	0	0	2	1	0	0	0	0	5	5	0	0	2	0
13	F	Tesho Akindele	7	3	365	2	0	9	5	0	0	1	1	5	1	1	0	0	0
21	M	Michael Barrios	4	4	385	0	0	9	3	0	0	0	0	4	5	2	0	0	0
10	M	Mauro Diaz	6	6	559	0	5	12	2	0	0	1	1	6	28	0	19	2	0
14	F	Atiba Harris	5	5	461	0	1	4	1	0	0	0	0	23	6	5	0	1	1
24	D	Matt Hedges	7	7	660	0	0	0	0	0	0	0	0	12	6	0	0	0	0
3	D	Moises Hernandez	2	2	175	0	0	0	0	0	0	0	0	3	1	0	0	1	0
12	M	Ryan Hollingshead	5	4	387	1	0	4	1	0	0	1	1	3	7	0	0	0	0
17	D	Zach Loyd	11	8	845	0	0	0	0	0	0	0	0	5	11	0	0	2	0
5	D	Norberto Papparatto	3	1	142	0	0	1	1	0	0	0	0	1	1	0	0	0	0
77	M	Mauro Rosales	7	2	338	0	0	3	0	0	0	0	0	6	11	1	18	0	0
29	F	Carlos Ruiz	17	16	1563	16	2	65	33	1	2	2	2	46	64	33	0	5	0
8	M	Victor Ulloa	7	7	575	0	0	4	2	0	0	0	0	11	7	0	0	0	0
37	F	Maximiliano Urruti	7	0	129	1	0	6	4	0	0	1	1	2	3	4	0	0	0
25	D	Walker Zimmerman	4	2	221	1	0	3	1	0	0	1	1	4	3	0	0	0	0

UNF	POS	GOALKEEPER	GP	GS	MIN	SHTS	SV	GA	GAA	PKG	PKA	SKG	SKA	W	L	T	SO
1	GK	Jesse Gonzalez	4	4	390	1	14	8	1.85	0	0	2	4	1	2	1	0
18	GK	Chris Seitz	2	2	180	0	7	1	0.50	0	0	0	0	1	0	1	1



# FC DALLAS

## FC DALLAS INDIVIDUAL HIGH GAMES (2016)

<b>Goals</b>				
2	Michael Barrios	03/26/2016	at DC	W 3-0
2	Tesho Akindele	05/21/2016	at NE	W 4-2
2	Michael Barrios	08/27/2016	at HOU	W 3-1
<b>Assists</b>				
2	7 times			
<b>Shots</b>				
6	Maximiliano Urruti	07/16/2016	vs. CHI	W 3-1
6	Maximiliano Urruti	09/17/2016	at NYC	T 2-2
<b>Shots on Goal</b>				
3	7 times			
<b>Fouls Committed</b>				
5	Mauro Diaz	05/11/2016	vs. POR	W 2-1
5	Ryan Hollingshead	06/02/2016	vs. HOU	T 1-1
5	Kellyn Acosta	06/25/2016	vs. RSL	W 2-0
5	Maximiliano Urruti	09/03/2016	vs. POR	W 3-1
<b>Fouls Suffered</b>				
7	Mauro Diaz	05/07/2016	at TOR	L 0-1
<b>Offside</b>				
4	Maximiliano Urruti	03/26/2016	at DC	W 3-0
4	Fabian Castillo	05/21/2016	at NE	W 4-2
<b>Saves</b>				
5	Chris Seitz	04/02/2016	vs. CLB	T 1-1
5	Chris Seitz	04/17/2016	vs. KC	W 2-1
<b>Shots Faced</b>				
7	Chris Seitz	04/23/2016	at VAN	L 0-3
7	Jesse Gonzalez	04/29/2016	at NYR	L 0-4
7	Chris Seitz	07/13/2016	at SEA	L 0-5
<b>Goals Allowed</b>				
5	Jesse Gonzalez	03/12/2016	at HOU	L 0-5
5	Chris Seitz	07/13/2016	at SEA	L 0-5

## FC DALLAS INDIVIDUAL POSTSEASON HIGH GAMES (1996-2015)

<b>Goals</b>				
2	Dante Washington	10/08/1997	vs. LA	W 3-0
2	Ariel Graziani	11/07/1999	vs. LA	W 2-2
2	Carlos Ruiz	10/29/2005	vs. COL	L 2-2
<b>Assists</b>				
2	Oscar Pareja	10/16/1999	vs. CHI	W 2-1
2	Mark Santel	11/07/1999	vs. LA	W 2-2
2	Oscar Pareja	09/25/2002	vs. COL	W 4-2
2	Greg Vanney	10/28/2006	vs. COL	L 2-3
2	Mauro Diaz	11/29/2015	vs. POR	T 2-2
<b>Shots</b>				
11	Carlos Ruiz	10/29/2005	vs. COL	L 2-2
<b>Shots on Goal</b>				
4	Ariel Graziani	11/07/1999	vs. LA	W 2-2
4	Ramon Nunez	10/29/2005	vs. COL	L 2-2
4	Jackson	10/26/2011	vs. NY	L 0-2
<b>Fouls Committed</b>				
6	Ted Eck	10/23/1999	at CHI	L 0-4
6	Ariel Graziani	09/20/2001	at CHI	L 0-2
6	Oscar Pareja	09/23/2001	vs. CHI	T 1-1
<b>Fouls Suffered</b>				
8	Oscar Pareja	09/20/2001	at CHI	L 0-2
<b>Offside</b>				
6	Carlos Ruiz	10/29/2005	vs. COL	L 2-2
<b>Saves</b>				
12	Mark Dodd	09/26/1996	at KC	L 2-3
<b>Shots Faced</b>				
15	Mark Dodd	09/26/1996	at KC	L 2-3
<b>Goals Allowed</b>				
6	Mark Dodd	10/01/1998	at LA	L 1-6

## TEAM HIGH GAMES (2016)

<b>Goals</b>				
4	05/21/2016	at NE	W 4-2	
4	07/04/2016	vs. ORL	W 4-0	
<b>Assists</b>				
5	07/04/2016	vs. ORL	W 4-0	
<b>Shots</b>				
21	04/02/2016	vs. CLB	T 1-1	
<b>Shots on Goal</b>				
10	03/06/2016	vs. PHI	W 2-0	
10	07/04/2016	vs. ORL	W 4-0	
<b>Fouls Committed</b>				
19	03/06/2016	vs. PHI	W 2-0	
19	07/08/2016	at SJ	W 1-0	
<b>Fouls Suffered</b>				
20	09/03/2016	vs. POR	W 3-1	
<b>Corner Kicks</b>				
10	04/09/2016	vs. SJ	T 2-2	
10	07/04/2016	vs. ORL	W 4-0	
<b>Offside</b>				
5	03/26/2016	at DC	W 3-0	
5	05/11/2016	vs. POR	W 2-1	
5	08/13/2016	vs. KC	T 2-2	
<b>Saves</b>				
5	04/02/2016	vs. CLB	T 1-1	
5	04/17/2016	vs. KC	W 2-1	
<b>Shots Faced</b>				
8	07/13/2016	at SEA	L 0-5	
<b>Goals Allowed</b>				
5	03/12/2016	at HOU	L 0-5	
5	07/13/2016	at SEA	L 0-5	

## TEAM POSTSEASON HIGH GAMES (1996-2015)

<b>Goals</b>				
4	09/25/2002	vs. COL	W 4-2	
<b>Assists</b>				
6	09/25/2002	vs. COL	W 4-2	
<b>Shots</b>				
37	10/29/2005	vs. COL	L 2-2	
<b>Shots on Goal</b>				
14	10/29/2005	vs. COL	L 2-2	
<b>Fouls Committed</b>				
32	09/23/2001	vs. CHI	T 1-1	
<b>Fouls Suffered</b>				
27	10/28/2006	vs. COL	L 2-3	
<b>Corner Kicks</b>				
10	11/11/1999	at LA	L 1-3	
10	10/29/2005	vs. COL	L 2-2	
<b>Offside</b>				
9	10/12/1997	vs. COL	L 0-1	
<b>Saves</b>				
12	09/26/1996	at KC	L 2-3	
<b>Shots Faced</b>				
15	09/26/1996	at KC	L 2-3	
<b>Goals Allowed</b>				
6	10/01/1998	at LA	L 1-6	

## TEAM LOW GAMES (2016)

<b>Shots</b>				
3	07/13/2016	at SEA	L	
0-5				
<b>Shots on Goal</b>				
0	07/13/2016	at SEA	L	0-5
<b>Fouls Committed</b>				
7	07/31/2016	vs. VAN	W	2-0
<b>Fouls Suffered</b>				
5	04/17/2016	vs. KC	W	2-1
<b>Corner Kicks</b>				
1	07/13/2016	at SEA	L	0-5
<b>Offside</b>				
0	04/09/2016	vs. SJ	T	2-2
0	04/13/2016	at POR	W	3-1
0	07/13/2016	at SEA	L	0-5
0	07/23/2016	at COL	T	1-1
<b>Saves</b>				
0	06/25/2016	vs. RSL	W	2-0
0	07/04/2016	vs. ORL	W	4-0
0	09/03/2016	vs. POR	W	3-1
0	09/10/2016	vs. COL	L	0-1
<b>Shots Faced</b>				
0	06/25/2016	vs. RSL	W	2-0
0	07/04/2016	vs. ORL	W	4-0

## TEAM POSTSEASON LOW GAMES (1996-2015)

<b>Shots</b>				
4	10/02/1996	vs. KC	L	2-2
<b>Shots on Goal</b>				
1	10/05/1997	at LA	W	0-0
1	10/23/1999	at CHI	L	0-4
1	11/10/2014	at SEA	T	0-0
<b>Fouls Committed</b>				
9	10/22/2005	at COL	T	0-0
<b>Fouls Suffered</b>				
8	10/27/2007	vs. HOU	W	1-0
<b>Corner Kicks</b>				
0	10/05/1997	at LA	W	0-0
0	10/27/2007	vs. HOU	W	1-0
<b>Offside</b>				
0	8 times			
<b>Saves</b>				
1	10/08/1997	vs. LA	W	3-0
1	10/16/1999	vs. CHI	W	2-1
1	11/29/2015	vs. POR	T	2-2
<b>Shots Faced</b>				
2	10/08/1997	vs. LA	W	3-0
2	10/16/1999	vs. CHI	W	2-1



2016 FC DALLAS STATISTICS (17-8-9, 60 pts.)

UNF	POS	PLAYER	GP	GS	MIN	G	A	SHT	SOG	FC	FS	OFF	CK	C	E
37	F	Maximiliano Urruti	30	29	2482	9	4	91	36	42	51	16	0	4	0
21	M	Michael Barrios	32	30	2454	9	2	50	26	23	25	12	17	3	0
13	F	Tesho Akindele	31	15	1514	6	4	35	17	14	16	7	0	2	0
10	M	Mauro Diaz	27	24	2149	5	13	47	14	32	81	4	79	3	0
11	M	Fabian Castillo	22	20	1752	5	5	43	20	28	7	23	2	1	0
25	D	Walker Zimmerman	30	30	2700	4	0	28	11	38	20	1	0	4	0
23	M	Kellyn Acosta	32	24	2328	2	5	35	9	38	29	1	30	4	0
77	M	Mauro Rosales	23	4	544	2	3	6	3	8	12	2	23	2	0
12	D	Ryan Hollingshead	29	22	2024	2	0	22	8	36	24	3	0	3	0
8	M	Victor Ulloa	32	18	1639	2	0	11	4	21	13	1	2	2	0
14	D	Atiba Harris	28	22	1970	1	2	17	5	29	19	1	0	6	0
24	D	Matt Hedges	26	26	2334	1	0	10	5	28	14	2	0	5	0
29	F	Carlos Ruiz	1	0	13	1	0	1	1	0	0	1	0	0	0
7	M	Carlos Gruezo	27	26	2240	0	2	24	3	55	15	1	0	9	0
31	D	Maynor Figueroa	28	28	2434	0	1	21	4	27	11	1	0	7	1
28	F	Colin Bonner	1	1	27	0	0	0	0	1	0	0	0	0	0
16	F	Coy Craft	2	0	17	0	0	0	0	0	1	0	0	0	0
2	D	Aubrey David	5	4	363	0	0	0	0	5	5	0	0	1	0
9	F	Getterson	4	2	152	0	0	4	2	2	1	0	0	0	0
1	G	Jesse Gonzalez	6	6	540	0	0	0	0	0	2	0	0	0	0
33	D	Aaron Guillen	2	1	106	0	0	0	0	3	0	0	0	0	0
34	D	Agustin Jara	3	0	12	0	0	0	0	0	0	0	0	0	0
22	M	Carlos Lizarazo	8	2	161	0	0	5	1	3	2	0	9	0	0
17	D	Zach Loyd	12	10	919	0	0	0	0	4	13	0	0	1	0
20	M	Juan Esteban Ortiz	5	2	171	0	0	0	0	5	1	0	0	2	0
15	M	Timo Pitter	1	0	9	0	0	1	0	1	0	0	0	0	0
18	G	Chris Seitz	28	28	2520	0	0	0	0	0	5	0	0	1	0
30	G	Ryan Herman	0	0	0	0	0	0	0	0	0	0	0	0	0
3	D	Moises Hernandez	0	0	0	0	0	0	0	0	0	0	0	0	0
5	D	Norberto Paparatto	0	0	0	0	0	0	0	0	0	0	0	0	0
19	M	Paxton Pomykal	0	0	0	0	0	0	0	0	0	0	0	0	0
		Own-goals received				1									
		Team totals	34	34	3060	50	41	451	169	443	392	76	162	60	1
		Opponent totals	34	34	3060	40	32	330	118	392	443	59	134	52	2

GAME-WINNING GOALS: Walker Zimmerman 3, Mauro Diaz 3, Fabian Castillo 3, Michael Barrios 2  
 Kellyn Acosta 2, Maximiliano Urruti 1, Victor Ulloa 1, Carlos Ruiz 1  
 Mauro Rosales 1

GAME-WINNING ASSISTS: Mauro Diaz 7, Michael Barrios 2, Maximiliano Urruti 1, Carlos Gruezo 1  
 Maynor Figueroa 1, Kellyn Acosta 1

PENALTY KICK GOALS/ATTEMPTS: Mauro Diaz 3-3, Tesho Akindele 2-2

FC DALLAS INDIVIDUAL GOALKEEPING

UNF	POS	GOALKEEPER	GP	GS	MIN	SHTS	SV	GA	GAA	PG	PA	W	L	T	SO
12	D	Ryan Hollingshead	1	0	1	1	1	0	0.00	0	0	0	0	0	0
18	G	Chris Seitz	28	28	2520	95	63	29	1.04	3	4	14	5	9	10
1	G	Jesse Gonzalez	6	6	539	22	12	11	1.84	0	0	3	3	0	2
		Team totals	34	34	3060	118	76	40	1.18	3	4	17	8	9	12
		Opponent totals	34	34	3060	169	117	50	1.47	5	5	8	17	9	11

\* = Played with other teams in 2016. Only FC Dallas statistics listed here.



FC DALLAS 2016 SCHEDULE

DAY	DATE	OPPONENT	RESULT	ATT.	W-L-T	POS.	PTS	NOTES:
Sun.	Mar. 6	Philadelphia	W 2-0	14,248	1-0-0	T1	3	DAL: Castillo (22) Urruti (79)
Sat.	Mar. 12	at Houston	L 0-5	21,601	1-1-0	T4	3	HOU: Horst (6) own goal (13) Clark (23) Wenger (27) Bruin (85)
Sat.	Mar. 19	Montreal	W 2-0	14,502	2-1-0	T1	6	DAL: Diaz (79) Urruti (87)
Sat.	Mar. 26	at D.C. United	W 3-0	14,201	3-1-0	T1	9	DAL: Barrios (14,28) Urruti (52)
Sat.	Apr. 2	Columbus	T 1-1	13,174	3-1-1	1	10	DAL: Akindele (77); CLB: Meram (9)
Sat.	Apr. 9	San Jose	T 2-2	13,386	3-1-2	T2	11	DAL: Akindele (36) own goal (62); SJ: Quintero (4) Wondolowski (55)
Wed.	Apr. 13	at Portland	W 3-1	21,144	4-1-2	1	14	DAL: Barrios (4) Castillo (26) Akindele (29); POR: Mattocks (67)
Sun.	Apr. 17	Sporting KC	W 2-1	16,215	5-1-2	1	17	DAL: Barrios (35) Rosales (68); KC: Olum (22)
Sat.	Apr. 23	at Vancouver	L 0-3	22,120	5-2-2	1	17	VAN: own goal (35) Harvey (63) Manneh (77)
Fri.	Apr. 29	at New York Red B	L 0-4	18,025	5-3-2	1	17	NYR: Sam (37) Kljestan (52) Grella (71) Martins (83)
Sat.	May 7	at Toronto FC	L 0-1	30,025	5-4-2	T2	17	TOR: Endoh (28)
Wed.	May 11	Portland	W 2-1	10,381	6-4-2	2	20	DAL: Hollingshead (55) Zimmerman (57); POR: Valeri (3)
Sat.	May 14	Seattle	W 2-0	14,630	7-4-2	2	23	DAL: Diaz (3) Barrios (80)
Sat.	May 21	at New England	W 4-2	23,472	8-4-2	2	26	DAL: Akindele (5,90) Harris (36) Castillo (70); NE: Agudelo (23) Nguyen (26)
Sat.	May 28	at San Jose	T 0-0	18,000	8-4-3	2	27	
Thu.	June 2	Houston	T 1-1	13,457	8-4-4	T1	28	DAL: Hollingshead (23); HOU: Clark (51)
Sun.	June 19	at Sporting KC	L 0-2	18,927	8-5-4	2	28	KC: Olum (43) Feilhaber (47+)
Sat.	June 25	Real Salt Lake	W 2-0	13,128	9-5-4	2	31	DAL: Acosta (18) Castillo (58)
Mon.	July 4	Orlando City SC	W 4-0	16,195	10-5-4	1	34	DAL: Zimmerman (11) Barrios (21) Hedges (61) Castillo (92+)
Fri.	July 8	at San Jose	W 1-0	18,000	11-5-4	1	37	DAL: Urruti (51)
Wed.	July 13	at Seattle	L 0-5	40,101	11-6-4	1	37	SEA: Dempsey (6) Ivanschitz (18) Morris (22) J. Jones (61) Roldan (73)
Sat.	July 16	Chicago	W 3-1	13,942	12-6-4	1	40	DAL: Urruti (23) Diaz (41) Rosales (92+); CHI: Alvarez (91+)
Sat.	July 23	at Colorado	T 1-1	18,178	12-6-5	1	41	DAL: Ulloa (82); COL: Hairston (44)
Sun.	July 31	Vancouver	W 2-0	13,824	13-6-5	1	44	DAL: Acosta (56) Urruti (59)
Sat.	Aug. 13	Sporting KC	T 2-2	13,408	13-6-6	1	45	DAL: Akindele (66) Urruti (76); KC: Dwyer (68,73)
Sat.	Aug. 20	at Real Salt Lake	L 0-1	19,939	13-7-6	1	45	RSL: Olave (78)
Sat.	Aug. 27	at Houston	W 3-1	18,769	14-7-6	1	48	DAL: Diaz (59) Barrios (60,79); HOU: Alex (19)
Sat.	Sept. 3	Portland	W 3-1	14,207	15-7-6	1	51	DAL: Diaz (14) Ulloa (47+) Zimmerman (53); POR: Valeri (87)
Sat.	Sept. 10	Colorado	L 0-1	14,468	15-8-6	1	51	COL: Badji (52)
Sat.	Sept. 17	at New York City	T 2-2	25,204	15-8-7	1	52	DAL: Urruti (20) Barrios (52); NYC: McNamara (8) Shelton (78)
Sat.	Sept. 24	at Real Salt Lake	T 0-0	20,069	15-8-8	1	53	
Sat.	Oct. 1	Los Angeles	W 1-0	15,968	16-8-8	1	56	DAL: Zimmerman (39)
Sun.	Oct. 16	Seattle	W 2-1	14,468	17-8-8	1	59	DAL: Urruti (79) Ruiz (89); SEA: Lodeiro (41)
Sun.	Oct. 23	at Los Angeles	T 0-0	27,167	17-8-9	1	60	



FC DALLAS

FC DALLAS - GAME-BY-GAME

Table with columns: # Player, 1, 2, 3, 4, 5, 6, 7, 8, 9, 10, 11, 12, 13, 14, 15, 16, 17, 18, 19, 20, 21, 22, 23, 24, 25, 26, 27, 28, 29, 30, 31, 32, 33, 34. Rows include player names like Jesse Gonzalez, Aubrey David, Moises Hernandez, etc., and their performance statistics across 34 games.

"00" = 100 minutes played
F/M/D/G = starting position





# FC DALLAS

## FC DALLAS – GAME-BY-GAME LOG

Game #1	03/06/2016	DAL 2 vs PHI 0	W	Castillo 1 (Diaz 1) 22; Urruti 1 (Diaz 2) 79
Game #2	03/12/2016	DAL 0 at HOU 5	L	Diaz 1 (unassisted) 79; Urruti 2 (Akindele 1) 87
Game #3	03/19/2016	DAL 2 vs MTL 0	W	Barrios 1 (unassisted) 14; Barrios 2 (Diaz 3) 28; Urruti 3 (Castillo 1, Diaz 4) 52
Game #4	03/26/2016	DAL 3 at DC 0	W	Akindele 1 (unassisted) 77
Game #5	04/02/2016	DAL 1 vs CLB 1	T	Akindele 2 (penalty kick) 36; own goal (Bernardez) 62
Game #6	04/09/2016	DAL 2 vs SJ 2	T	Barrios 3 (Akindele 2) 4; Castillo 2 (Urruti 1) 26; Akindele 3 (Castillo 2) 29
Game #7	04/13/2016	DAL 3 at POR 1	W	Barrios 4 (Urruti 2, Acosta 1) 35; Rosales 1 (unassisted) 68
Game #8	04/17/2016	DAL 2 vs KC 1	W	Hollingshead 1 (unassisted) 55; Zimmerman 1 (Diaz 5) 57
Game #9	04/23/2016	DAL 0 at VAN 3	L	Diaz 2 (penalty kick) 3; Barrios 5 (Rosales 1) 80
Game #10	04/29/2016	DAL 0 at NYR 4	L	Akindele 4 (penalty kick) 5; Harris 1 (Acosta 2) 36; Castillo 3 (unassisted) 70; Akindele 5 (Acosta 3) 90
Game #11	05/07/2016	DAL 0 at TOR 1	L	Hollingshead 2 (Castillo 3) 23
Game #12	05/11/2016	DAL 2 vs POR 1	W	Acosta 1 (Barrios 1, Diaz 6) 18; Castillo 4 (Diaz 7) 58
Game #13	05/14/2016	DAL 2 vs SEA 0	W	Zimmerman 2 (Diaz 8) 11; Barrios 6 (Urruti 3) 21; Hedges 1 (Diaz 9) 61; Castillo 5 (Akindele 3, Acosta 4) 92+
Game #14	05/21/2016	DAL 4 at NE 2	W	Urruti 4 (unassisted) 51
Game #15	05/28/2016	DAL 0 at SJ 0	T	Urruti 5 (Castillo 4) 23; Diaz 3 (Acosta 5) 41; Rosales 2 (Castillo 5) 92+
Game #16	06/02/2016	DAL 1 vs HOU 1	T	Ulloa 1 (unassisted) 82
Game #17	06/19/2016	DAL 0 at KC 2	L	Acosta 2 (Barrios 2, Diaz 10) 56; Urruti 6 (Harris 1) 59
Game #18	06/25/2016	DAL 2 vs RSL 0	W	Akindele 6 (Harris 2, Gruezo 1) 66; Urruti 7 (unassisted) 76
Game #19	07/04/2016	DAL 4 vs ORL 0	W	Diaz 4 (penalty kick) 59; Barrios 7 (Figueroa 1) 60; Barrios 8 (Akindele 4) 79
Game #20	07/08/2016	DAL 1 at SJ 0	W	Diaz 5 (penalty kick) 14; Ulloa 2 (unassisted) 47+; Zimmerman 3 (Diaz 11) 53
Game #21	07/13/2016	DAL 0 at SEA 5	L	Urruti 8 (Rosales 2) 20; Barrios 9 (Rosales 3, Urruti 4) 52
Game #22	07/16/2016	DAL 3 vs CHI 1	W	Zimmerman 4 (Diaz 12) 39
Game #23	07/23/2016	DAL 1 at COL 1	T	Urruti 9 (unassisted) 79; Ruiz 1 (Diaz 13, Gruezo 2) 89
Game #24	07/31/2016	DAL 2 vs VAN 0	W	
Game #25	08/13/2016	DAL 2 vs KC 2	T	
Game #26	08/20/2016	DAL 0 at RSL 1	L	
Game #27	08/27/2016	DAL 3 at HOU 1	W	
Game #28	09/03/2016	DAL 3 vs POR 1	W	
Game #29	09/10/2016	DAL 0 vs COL 1	L	
Game #30	09/17/2016	DAL 2 at NYC 2	T	
Game #31	09/24/2016	DAL 0 at RSL 0	T	
Game #32	10/01/2016	DAL 1 vs LA 0	W	
Game #33	10/16/2016	DAL 2 vs SEA 1	W	
Game #34	10/23/2016	DAL 0 at LA 0	T	



# FC DALLAS

## FC DALLAS –CUP COMPETITIONS – GAME-BY-GAME

#	Player	U.S. OPEN CUP				2016/17 CONCACAF CHAMPIONS LEAGUE				
		4R OKCE	5R COL	QF HOU	SF LA	F NE	GrpH ESTL	GrpH ESTL	GrpH SUCH	GrpH SUCH
1	Jesse Gonzalez	120G	120G	1-0	2-1	4-2	90G	90G	90G	90G
2	Aubrey David			90D		1	90D	90D		
3	Moises Hernandez									
5	Norberto Papparatto				120M	90M		90D	90D	90D
7	Carlos Gruezo		61	1	75	8	90M	90M	90M	90M
8	Victor Ulloa	68M			31		1	90M	69M	69F
9	Gettersson	120M		89M	120M	90M		84M	90M	
10	Mauro Diaz	120M	120M	90M						
11	Fabian Castillo			27	67M	90D	56M	62M	90D	21
12	Ryan Hollingshead		77F	5	53	32	34	90F	34	60F
13	Tesho Akindede			90D	45M		90D	90D		90D
14	Atiba Harris	36	120D						13	
15	Timo Pitter	84M							56M	
16	Coy Craft	120D		90G	120G	90G				
17	Zach Loyd	120M		63M	120M	82M	89M	28	90M	90M
18	Chris Seltz	120M	59M							
20	Juan Esteban Ortiz	120M	68	52M	120M	90M	82M	17	77M	30
21	Michael Barrios	120M	52	90M	120M	90M	82M	6	21	10
22	Carlos Lizarazo	120D	120D	90D	120D	90D	90D	90D		90D
23	Kellyn Acosta	120D								
24	Matt Hedges	55								
25	Walker Zimmerman									
28	Colin Bonner									
29	Carlos Ruiz									
30	Ryan Herman									
31	Maynor Figueroa	120D		90D	120D	90D	90D	90D	90D	90D
33	Aaron Guillen	120D								
34	Agustin Jara	65F	43	85F	89F	89F	90F	73M		80M
37	Maximiliano Urruti						8			
77	Mauro Rosales									

U.S. OPEN CUP  
 4R 06/15/2016 DAL 2 vs OKCITY 2 T (6-5 pens) Lizarazo (Craft) 37; Lizarazo (Craft) 43  
 5R 06/29/2016 DAL 2 vs COL 1 W (OT) Diaz (Castillo) 64; Urruti (unassisted) 96  
 QF 07/20/2016 DAL 1 at HOU 0 W Castillo (unassisted) 90  
 SF 08/10/2016 DAL 2 at LA 1 W Hedges (Diaz) 116; Ulloa (Diaz) 121+  
 SF 09/13/2016 DAL 4 vs NE 2 W Urruti (Diaz) 15; Hedges (Diaz) 40; Diaz (penalty kick) 52+; Urruti (Diaz) 61

2016/17 CONCACAF CHAMPIONS LEAGUE  
 GrpH 08/04/2016 DAL 2 vs ESTELI 1 W Barrios (Hollingshead) 44; Figueroa (Urruti) 84  
 GrpH 08/24/2016 DAL 1 at ESTELI 1 T Harris (Rosales) 7  
 GrpH 09/28/2016 DAL 0 vs SUCHTP 0 T Gruezo (unassisted) 27; Hedges (Rosales) 35; Harris (unassisted) 51; own goal 87; Lizarazo (Gruezo) 90  
 GrpH 10/20/2016 DAL 5 at SUCHTP 2 W





# D.C. UNITED

## 2016 RECORD

	GP	W-L-T	PTS	GF	GA
United	34	11-10-1	46	53	47

## RECORD at RFK STADIUM

	GP	W-L-T	PTS	GF	GA
	17	9-4-4	31	35	18

## RECORD on road

	GP	W-L-T	PTS	GF	GA
	17	2-6-9	15	18	29

## RECORD at the half

	W	L	T
LEADING	8	2	3
TIED	3	3	6
TRAILING	0	5	4

## RECORD with the first goal

	W	L	T
SCORING	10	2	5
CONCEDING	1	8	6

## TEAM COMPARISONS

	FOR	AGAINST
GOALS SCORED	1.56 (5th)	1.38 (10th)
TOTAL SHOTS	13.88 (4th)	13.29 (8th)
SHOTS ON GOAL	4.79 (8th)	4.47 (11th)
SHOOTING ACCURACY	34.5% (12th)	33.6% (13th)
SCORING %AGE	11.2% (6th)	10.4% (11th)
FOULS	14.91 (1st)	12.32 (11th)
CORNER KICKS	4.53 (16th)	4.53 (7th)
OFFSIDE	2.79 (2nd)	2.12 (14th)

## GOALS SCORED IN GAME

GP	0	1	2	3	4+	TOT	AVG
34	8	10	10	3	3	53	1.56

## GOALS ALLOWED IN GAME

GP	0	1	2	3	4+	TOT	AVG
34	9	12	7	3	3	47	1.38

## GOALS BY INTERVALS

	TOT	0-15	16-30	31-45+	46-60	61-75	76-90+
FOR	53	2	10	13	5	5	18
AGAINST	47	3	7	9	9	6	13

## WHERE THE GOALS COME FROM

	FOR	AGAINST
GOALS SCORED	53	47
MINUTES PER GOAL	58	65

## HOW SCORED

RIGHT FOOT	25	32
LEFT FOOT	17	8
HEADERS	11	7
OTHER	0	0


## TYPE OF PLAY

OPEN PLAY	29	23
CROSS	7	6
CORNER	9	4
REBOUND	4	3
PENALTIES	3	4
DIRECT FROM FREE KICK	0	4
FREE KICK (INDIRECT)	1	3
OWN GOALS	0	0

## DISTANCE

INSIDE GOAL AREA	17	8
INSIDE PENALTY AREA	33	31
OUTSIDE PENALTY AREA	3	8

## PRIMARY TEAM





# D.C. UNITED

No.	Player	Pos	Ht	Wt	Birthdate	Birthplace	2016				CAREER			
							GP	GS	G	A	GP	GS	G	A
2	<b>Taylor Kemp</b>	DF	5-11	153	07/23/1990	Highlands Ranch, CO	31	30	1	6	79	73	3	14
MLS Season: 4. 2013 SuperDraft: Round 1, Pick 17 (Maryland)														
5	<b>Sean Franklin</b>	DF	5-10	160	03/21/1985	Panorama City, CA	29	29	1	2	242	230	8	26
MLS Season: 7. Last club: Los Angeles Galaxy														
6	<b>Kofi Opare</b>	DF	6-2	190	10/12/1990	Mampong, Ghana	10	10	0	0	40	38	2	0
MLS Season: 4. Last club: Los Angeles Galaxy														
7	<b>Marcelo Sarvas</b>	MF	5-10	155	10/16/1981	Sao Paulo, Brazil	28	26	1	2	141	127	12	22
MLS Season: 5. Last club: Colorado Rapids														
8	<b>Lloyd Sam</b>	MF	5-8	163	09/27/1984	Leeds, England	29	26	4	10	119	95	23	28
MLS Season: 5. Last club: New York Red Bulls														
9	<b>Alvaro Saborio</b>	FW	6-0	170	03/25/1982	San Carlos, Costa Rica	19	8	6	3	158	129	73	16
MLS Season: 7. Last club: Real Salt Lake														
11	<b>Luciano Acosta</b>	FW	5-3	130	05/31/1994	Buenos Aires, Argentina	31	25	3	11	31	25	3	11
MLS Season: 1. Last club: Boca Juniors (Argentina)														
12	<b>Patrick Nyarko</b>	MF	6-0	160	01/15/1986	Kumasi, Ghana	26	23	4	8	222	171	23	47
MLS Season: 9. Last club: Chicago Fire. 2008 SuperDraft: Round 1, Pick 7 (Virginia Tech)														
13	<b>Lamar Neagle</b>	MF	5-11	165	05/07/1987	Tacoma, WA	31	21	9	6	170	118	37	25
MLS Season: 9. Last club: Seattle Sounders FC														
14	<b>Nick DeLeon</b>	MF	5-10	170	07/17/1990	Phoenix, AZ	32	27	1	0	146	131	13	15
MLS Season: 5. 2012 SuperDraft: Round 1, Pick 7 (Louisville)														
15	<b>Steve Birnbaum</b>	DF	6-1	180	01/23/1991	Irvine, CA	26	26	3	2	69	68	5	2
MLS Season: 3. 2014 SuperDraft: Round 1, Pick 2 (California)														
16	<b>Patrick Mullins</b>	FW	6-1	176	02/05/1992	New Orleans, LA	21	14	8	3	66	39	18	8
MLS Season: 3. Last club: New York City FC. 2014 SuperDraft: Round 1, Pick 11 (Maryland)														
17	<b>Miguel Aguilar</b>	MF	5-9	172	08/30/1993	Juarez, Mexico	6	0	0	0	23	4	0	0
MLS Season: 2. 2015 SuperDraft: Round 1, Pick 17 (Univ. of San Francisco)														
18	<b>Chris Rolfe</b>	FW	5-8	155	01/17/1983	Kettering, OH	9	9	0	1	239	208	64	33
MLS Season: 10. Last club: Chicago Fire														
20	<b>Jalen Robinson</b>	DF	5-9	145	05/08/1994	Cantonsville, MD	4	3	0	0	4	3	0	0
Homegrown Player. MLS Season: 2.														
21	<b>Chris Durkin</b>	DF	6-0	165	02/08/2000	Glen Allen, VA	0	0	0	0	0	0	0	0
Homegrown Player. MLS Season: 1.														
22	<b>Chris Korb</b>	DF	5-9	160	10/08/1987	Cleveland, OH	0	0	0	0	105	96	0	10
MLS Season: 6. 2011 SuperDraft: Round 2, Pick 31 (Akron)														
25	<b>Jared Jeffrey</b>	MF	5-11	165	06/14/1990	Richardson, TX	21	14	2	0	43	27	4	0
MLS Season: 4. Last club: Mainz (Germany)														
26	<b>Rob Vincent</b>	MF	5-10	175	10/26/1990	Liverpool, England	20	12	2	0	20	12	2	0
MLS Season: 1. Last club: Pittsburgh Riverhounds (USL)														
27	<b>Collin Martin</b>	MF	5-11	150	11/09/1994	Chevy Chase, MD	2	1	0	0	15	7	0	1
Homegrown Player. MLS Season: 4.														
28	<b>Bill Hamid</b>	GK	6-3	225	11/25/1990	Annandale, VA	20	20	0	0	160	160	0	1
Homegrown Player. MLS Season: 7.														
30	<b>Charlie Horton</b>	GK	6-5	210	09/14/1994	London, England	0	0	0	0	0	0	0	0
MLS Season: 1. Last club: New England Revolution														
32	<b>Bobby Boswell</b>	DF	6-2	185	03/15/1983	Austin, TX	30	29	2	1	355	350	18	13
MLS Season: 12. Last club: Houston Dynamo														
33	<b>Julian Buscher</b>	MF	5-10	170	04/22/1993	Dolmen, Germany	20	3	1	4	20	3	1	4
MLS Season: 1. 2016 SuperDraft: Round 1, Pick 11 (Syracuse)														
34	<b>Luke Mishu</b>	DF	6-0	180	06/26/1991	Knoxville, TN	7	5	0	0	9	7	0	0
MLS Season: 2. College: Notre Dame														
45	<b>Alhaji Kamara</b>	FW	6-0	161	04/16/1994	Freetown, Sierra Leone	8	2	1	0	8	2	1	0
MLS Season: 1. Last club: IFK Norrköping (Sweden)														
48	<b>Travis Worra</b>	GK	6-3	175	04/09/1993	Lancaster, PA	13	13	0	0	14	13	0	0
MLS Season: 2. College: New Hampshire														
50	<b>Andrew Dykstra</b>	GK	6-4	195	01/02/1986	Honolulu, HI	1	1	0	0	31	31	0	1
MLS Season: 5. Last club: Charleston Battery (USL)														
77	<b>Kennedy Igboananike</b>	FW	5-9	154	02/26/1989	Nir-Igbo, Nigeria	25	20	5	1	56	40	12	4
MLS Season: 2. Last club: Chicago Fire														

HEAD COACH: Ben Olsen

05/03/1977

W75 L87 T54



D.C. UNITED PLAYOFF HISTORY

vs. Team	No. of Series		GP	W-L-T	OT	ShO	GF	GA	Last Mtg.	Round	Series Result
	Series	W-L									
Chicago	4	0-4	7	0-5-2	0-0-0	0-0	2	13	2007	Quarterfinals	Lost 1 games to 0
Colorado	1	1-0	1	1-0-0	0-0-0	0-0	2	1	1997	MLS Cup '97	Won MLS Cup '97
Columbus	3	3-0	8	6-2-0	0-0-0	0-0	18	12	1999	East Finals	Won 2 games to 1
Houston	1	0-1	2	0-1-1	0-0-0	0-0	2	4	2012	Semifinals	Lost 1 games to 0
Kansas City	1	1-0	1	1-0-0	0-0-0	0-0	3	2	2004	MLS Cup '04	Won MLS Cup '04
Los Angeles	2	2-0	2	2-0-0	1-0-0	0-0	5	2	1999	MLS Cup '99	Won MLS Cup '99
Miami	2	2-0	4	4-0-0	0-0-0	2-0	4	1	1999	East Semifinals	Won 2 games to 0
New England	4	3-1	5	4-1-0	1-0-0	2-0	10	7	2015	Wild Card	Won 1 games to 0
New York	6	4-2	13	7-4-2	0-0-0	0-1	15	10	2015	Quarterfinals	Lost 2 games to 0
Tampa Bay	1	1-0	2	2-0-0	0-0-0	0-0	6	2	1996	East Finals	Won 2 games to 0
TOTALS	25	17-8	45	27-13-5	2-0-0	4-1	67	54			

D.C. UNITED – ALL-TIME POSTSEASON RESULTS

DATE	OPPONENT	RESULT	ATT.	W-L-T	RD.	GOALS:
09/24/1996	at MetroStars	L 2-3	14,416	0-1-0	QTR	DC: Diaz Arce (24) Moreno (56); MET: De Avila (38) Savarese (75)
09/27/1996	MetroStars	W 1-0	21,442	1-1-0	QTR	DC: Etcheverry (72)
10/02/1996	MetroStars	W 2-1	20,423	2-1-0	QTR	DC: Rammel (67) Diaz Arce (89); MET: De Avila (86)
10/10/1996	Tampa Bay	W 4-1	23,566	3-1-0	SEM	DC: Diaz Arce (36,58,60) Rammel (54); TB: Lassiter (42)
10/12/1996	at Tampa Bay	W 2-1	9,339	4-1-0	SEM	DC: Williams (49) Diaz Arce (82); TB: Ralston (14)
10/20/1996	at Los Angeles	W 3-2 (OT)	34,643	5-1-0	FIN	DC: Sanneh (73) Medved (81) Pope (94); LA: Hurtado (5) Armas (56)
10/05/1997	New England	W 4-1	12,540	1-0-0	QTR	DC: Wegerle (13,56) Moreno (65,76); NE: Burns (89)
10/08/1997	at New England	W 2-1	16,233	2-0-0	QTR	DC: Williams (53); NE: Moore (72)
10/12/1997	Columbus	W 3-2	11,820	3-0-0	SEM	DC: Sanneh (9,45) Diaz Arce (29); CLB: Farrell (57) Dooley (73)
10/15/1997	at Columbus	W 1-0	9,506	4-0-0	SEM	DC: Diaz Arce (47)
10/26/1997	Colorado	W 2-1	57,431	5-0-0	FIN	DC: Moreno (37) Sanneh (68); COL: Paz (75)
09/30/1998	Miami	W 2-1	15,187	1-0-0	QTR	DC: Lassiter (28) Moreno (38); MIA: McLaren (69)
10/04/1998	at Miami	W 1-0	13,128	2-0-0	QTR	
10/11/1998	Columbus	W 2-0	17,755	3-0-0	SEM	DC: Sanneh (68) Etcheverry (78)
10/18/1998	at Columbus	L 2-4	13,193	3-1-0	SEM	DC: Sanneh (65) Lassiter (77); CLB: McBride (8,47) Dooley (37) John (81)
10/21/1998	Columbus	W 3-0	21,453	4-1-0	SEM	DC: Agoos (12) Lassiter (44,79)
10/25/1998	at Chicago	L 0-2	51,350	4-2-0	FIN	CHI: Podbrozny (29) Gutierrez (45)
10/16/1999	Miami	W 2-0	18,011	1-0-0	QTR	DC: Moreno (34,88)
10/24/1999	at Miami	W 1-0	8,446	2-0-0	QTR	
10/31/1999	Columbus	W 2-1	14,529	3-0-0	SEM	DC: Moreno (15) Olsen (72); CLB: Cunningham (82)
11/07/1999	at Columbus	L 1-5	12,778	3-1-0	SEM	DC: Lassiter (7); CLB: Elcock (20) Cunningham (41) John (48,61,84)
11/13/1999	Columbus	W 4-0	21,451	4-1-0	SEM	DC: Moreno (17) Lassiter (34,52) Etcheverry (86)
11/21/1999	at Los Angeles	W 2-0	44,910	5-1-0	FIN	DC: Moreno (19) Olsen (45)
11/01/2003	Chicago	L 0-2	15,202	0-1-0	QTR	CHI: Williams (4) Razov (90)
11/09/2003	at Chicago	L 0-2	15,312	0-2-0	QTR	CHI: Ralph (17) Razov (55)
10/23/2004	at MetroStars	W 2-0	11,161	1-0-0	QTR	DC: Stewart (67) Eskandarian (88)
10/30/2004	MetroStars	W 2-0	15,763	2-0-0	QTR	DC: Moreno (85) Namoff (89)
11/06/2004	New England	W 3-3 (OT)	21,201	3-0-0	SEM	DC: Eskandarian (11) Moreno (21) Gomez (67); NE: Twellman (17) Ralston (44) Noonan (85)
11/14/2004	at Kansas City	W 3-2	25,797	4-0-0	FIN	DC: Eskandarian (19,23) own goal (26); KC: Burciaga (6) Wolff (58)
10/21/2005	at Chicago	T 0-0	11,493	0-0-1	QTR	
10/30/2005	Chicago	L 0-4	20,089	0-1-1	QTR	CHI: Stewart (10) Guerrero (37,45) Marsch (67)
10/21/2006	at New York	W 1-0	8,630	1-0-0	QTR	DC: Gomez (77)
10/29/2006	New York	T 1-1	21,455	1-0-1	QTR	DC: Gomez (86); NY: Altidore (70)
11/05/2006	New England	L 0-1	19,552	1-1-1	SEM	NE: Twellman (4)
10/25/2007	at Chicago	L 0-1	17,834	0-1-0	QTR	CHI: Rolfe (14)
11/01/2007	Chicago	T 2-2	19,438	0-1-1	QTR	DC: Simms (69) Gomez (74); CHI: Barrett (31) Rolfe (33)
11/03/2012	New York	T 1-1	17,556	0-0-1	QTR	DC: own goal (61); NY: own goal (65)
11/08/2012	at New York	W 1-0	14,035	1-0-1	QTR	DC: DeLeon (88)
11/11/2012	at Houston	L 1-3	22,101	1-1-1	SEM	DC: DeLeon (27); HOU: Hainault (51) Bruin (68) Sarkodie (81)
11/18/2012	Houston	T 1-1	20,015	1-1-2	SEM	DC: Boskovic (83); HOU: Garcia (34)
11/02/2014	at New York	L 0-2	18,054	0-1-0	QTR	NY: Wright-Phillips (40) Luyindula (73)
11/08/2014	New York	W 2-1	20,187	1-1-0	QTR	DC: DeLeon (37) Franklin (91+); NY: Luyindula (57)
10/28/2015	New England	W 2-1	11,554	1-0-0	WC	DC: Pontius (45) Rolfe (83); NE: Agudelo (15)
11/01/2015	New York Red Bull	L 0-1	19,525	1-1-0	QTR	NYR: McCarty (72)
11/08/2015	at New York Red Bull	L 0-1	25,219	1-2-0	QTR	NYR: B. Wright-Phillips (92+)



**ALL-TIME D.C. UNITED POSTSEASON STATISTICS (27-13-5, 78 PTS.)**

PLAYER	GP	GS	MIN	G	A
Jaime Moreno	32	31	2820	12	10
Raul Diaz Arce	10	9	844	8	1
Roy Lassiter	11	11	882	7	1
Tony Sanneh	15	7	745	6	3
Alecko Eskandarian	7	7	596	4	1
Christian Gomez	11	11	825	4	1
Marco Etcheverry	23	23	2016	3	13
Nick DeLeon	9	9	810	3	2
Richie Williams	22	22	1922	2	4
Ben Olsen	22	22	1925	2	2
Steve Rammel	2	2	166	2	0
Roy Wegerle	2	2	144	2	0
Jeff Agoos	23	23	2074	1	4
Earnie Stewart	6	6	501	1	2
Eddie Pope	23	23	2028	1	1
Branko Boskovic	4	4	321	1	0
Sean Franklin	4	3	284	1	0
Shawn Medved	5	0	113	1	0
Bryan Namoff	12	12	1096	1	0
Chris Pontius	6	6	392	1	0
Chris Rolfe	5	4	327	1	0
Clyde Simms	5	2	195	1	0
John Harkes	17	17	1507	0	6
David Vaudreuil	9	6	566	0	5
Fabian Espindola	5	5	450	0	3
John Maessner	15	13	1017	0	3
Rod Dyachenko	3	0	83	0	2
Joshua Gros	8	5	575	0	2
Carey Talley	11	7	717	0	2
Freddy Adu	7	3	356	0	1
Steve Birnbaum	5	5	450	0	1
Brian Carroll	10	10	918	0	1
Mario Gori	10	9	767	0	1
Taylor Kemp	5	5	430	0	1
Maicon Santos	1	1	90	0	1
Ryan Nelsen	5	5	450	0	1
Lionard Pajoy	4	4	326	0	1
Clint Peay	5	5	434	0	1
Tom Presthus	13	12	1081	0	1
Robbie Russell	3	3	270	0	1
Nicholas Addlery	1	0	25	0	0
Miguel Aguilar	2	0	15	0	0
Davy Arnaud	2	2	150	0	0
Jairo Arrieta	1	0	22	0	0
Geoff Aunger	9	2	197	0	0
Bobby Boswell	9	8	774	0	0
Marc Burch	2	2	131	0	0
Jeff Carroll	1	0	1	0	0
Jeff Causey	1	0	1	0	0
Ronald Cerritos	2	1	111	0	0
Bobby Convey	2	2	180	0	0
Judah Cooks	2	0	10	0	0
Dwayne De Rosario	1	0	28	0	0
Matias Donnet	2	0	34	0	0
Conor Doyle	1	0	25	0	0
Emiliano Dudar	3	1	97	0	0
Luciano Emilio	2	1	77	0	0
Facundo Erpen	5	5	365	0	0
David Estrada	1	0	17	0	0
Lucio Filomeno	1	0	45	0	0
Fred	2	2	180	0	0
Scott Garlick	5	5	449	0	0
Markus Halsti	3	3	270	0	0
Bill Hamid	8	8	699	0	0
Ezra Hendrickson	2	1	142	0	0
Ben Iroha	3	0	43	0	0
Galin Ivanov	1	1	90	0	0
Dejan Jakovic	4	4	360	0	0
Eddie Johnson	2	1	120	0	0
Kris Kelderman	1	0	2	0	0
Perry Kitchen	9	9	810	0	0
Chris Korb	4	4	360	0	0
Dema Kovalenko	7	7	597	0	0
Guy-Roland Kpene	1	1	45	0	0
Carlos Llamasa	13	13	1114	0	0
Thiago Martins	1	0	9	0	0
Brandon McDonald	3	3	236	0	0
Devon McTavish	2	1	121	0	0
Jason Moore	3	0	41	0	0

Andy Najjar	1	1	71	0	0
Lewis Neal	5	1	258	0	0
Kofi Opare	2	2	171	0	0
Troy Perkins	5	5	450	0	0
Mike Petke	6	6	570	0	0
Brandon Prideaux	7	4	387	0	0
Santino Quaranta	6	3	231	0	0
Eliseo Quintanilla	2	1	112	0	0
Raphael Augusto	1	0	50	0	0
Nick Rimando	6	6	570	0	0
Alvaro Saborio	3	2	194	0	0
Hamdi Salihi	2	0	34	0	0
Marcelo Saragosa	4	4	265	0	0
Mark Simpson	6	6	543	0	0
Mike Slivinski	1	0	9	0	0
Diego Sonora	5	4	366	0	0
Hristo Stoichkov	2	1	101	0	0
Greg Vanney	2	2	180	0	0
Jamil Walker	2	1	49	0	0
Doug Warren	2	2	180	0	0
Joe Willis	2	1	108	0	0
John Wilson	1	1	90	0	0
A.J. Wood	8	1	167	0	0
Own-goals received				2	
Team totals	45	45	4090	67	79
Opponent totals	45	45	4090	54	59

UNITED INDIVIDUAL GOALKEEPING

GOALKEEPER	GP	GS	SV	GA	GAA	SO
Jeff Causey	1	0	0	0	0.00	0
Troy Perkins	5	5	11	5	1.00	1
Scott Garlick	5	5	26	5	1.00	1
Bill Hamid	8	8	33	8	1.03	0
Tom Presthus	13	12	35	13	1.08	7
Mark Simpson	6	6	21	7	1.16	1
Nick Rimando	6	6	27	9	1.42	3
Doug Warren	2	2	8	4	2.00	0
Joe Willis	2	1	5	3	2.50	0
Team totals	45	45	166	54	1.19	14
Opponent totals	45	45	169	67	1.47	12



**D.C. UNITED**

**CAREER POSTSEASON STATISTICS FOR CURRENT D.C. UNITED PLAYERS**

UNF	POS	PLAYER	GP	GS	MIN	G	A	SHT	SOG	PKG	PKA	SKG	SKA	FC	FS	OFF	CK	C	E
17	F	Miguel Aguilar	2	0	15	0	0	0	0	0	0	0	0	0	1	0	0	0	0
15	D	Steve Birnbaum	5	5	450	0	1	1	0	0	0	0	0	12	3	0	0	0	0
32	D	Bobby Boswell	29	28	2664	0	0	6	2	0	0	0	0	26	21	0	0	4	0
14	M	Nick DeLeon	9	9	810	3	2	10	4	0	0	0	0	5	6	1	0	0	0
5	D	Sean Franklin	22	21	1994	2	4	9	5	0	0	0	0	18	15	4	1	3	0
2	D	Taylor Kemp	5	5	430	0	1	3	2	0	0	0	0	7	1	0	0	1	0
22	D	Chris Korb	4	4	360	0	0	4	2	0	0	0	0	2	2	0	0	0	0
16	F	Patrick Mullins	3	0	64	0	1	4	3	0	0	0	0	1	1	1	0	0	0
13	M	Lamar Neagle	7	5	488	1	0	13	5	0	0	0	0	11	5	3	0	2	0
12	F-M	Patrick Nyarko	5	1	202	0	2	4	2	0	0	0	0	2	11	2	0	0	0
6	D	Kofi Opare	4	4	366	0	0	0	0	0	0	0	0	5	3	0	0	0	0
18	F	Chris Rolfe	20	19	1606	5	2	44	19	0	1	0	0	20	19	5	3	1	0
9	F	Alvaro Saborio	15	14	1262	4	0	31	13	0	0	0	1	36	20	16	0	4	0
8	M	Lloyd Sam	11	10	897	0	2	12	6	0	0	0	0	15	12	3	1	1	0
7	M	Marcelo Sarvas	13	9	931	2	2	8	3	0	0	0	0	29	14	1	0	3	0

UNF	POS	GOALKEEPER	GP	GS	MIN	SHTS	SV	GA	GAA	PKG	PKA	SKG	SKA	W	L	T	SO
28	GK	Bill Hamid	8	8	699	5	33	8	1.03	0	0	0	0	2	3	2	0





## D.C. UNITED

### D.C. UNITED INDIVIDUAL HIGH GAMES (2016)

<b>Goals</b>			
3	Patrick Mullins	08/27/2016	vs. CHI W 6-2
<b>Assists</b>			
3	Luciano Acosta	08/27/2016	vs. CHI W 6-2
3	Taylor Kemp	09/24/2016	vs. ORL W 4-1
<b>Shots</b>			
7	Fabian Espindola	03/26/2016	vs. DAL L 0-3
7	Fabian Espindola	04/09/2016	vs. VAN W 4-0
<b>Shots on Goal</b>			
7	Fabian Espindola	04/09/2016	vs. VAN W 4-0
<b>Fouls Committed</b>			
5	8 times		
<b>Fouls Suffered</b>			
6	Patrick Nyarko	03/20/2016	vs. COL T 1-1
<b>Offside</b>			
08/21/2016	vs. NYR	5 Lloyd Sam	T 2-2
<b>Saves</b>			
7	Bill Hamid	07/01/2016	at RSL T 1-1
7	Bill Hamid	10/16/2016	vs. NYC W 3-1
<b>Shots Faced</b>			
10	Travis Worra	07/23/2016	at TOR L 1-4
<b>Goals Allowed</b>			
4	Andrew Dykstra	03/06/2016	at LA L 1-4
4	Travis Worra	07/23/2016	at TOR L 1-4
4	Travis Worra	10/23/2016	at ORL L 2-4

### TEAM HIGH GAMES (2016)

<b>Goals</b>			
6	08/27/2016	vs. CHI	W 6-2
<b>Assists</b>			
9	08/27/2016	vs. CHI	W 6-2
<b>Shots</b>			
25	04/09/2016	vs. VAN	W 4-0
<b>Shots on Goal</b>			
14	04/09/2016	vs. VAN	W 4-0
<b>Fouls Committed</b>			
23	09/24/2016	vs. ORL	W 4-1
<b>Fouls Suffered</b>			
17	04/23/2016	vs. NE	W 3-0
17	05/08/2016	vs. NYC	L 0-2
17	09/11/2016	at NYR	T 2-2
<b>Corner Kicks</b>			
13	07/16/2016	at CLB	T 1-1
<b>Offside</b>			
10	08/21/2016	vs. NYR	T 2-2
<b>Saves</b>			
7	07/01/2016	at RSL	T 1-1
7	10/16/2016	vs. NYC	W 3-1
<b>Shots Faced</b>			
10	07/23/2016	at TOR	L 1-4
<b>Goals Allowed</b>			
4	03/06/2016	at LA	L 1-4
4	07/23/2016	at TOR	L 1-4
4	10/23/2016	at ORL	L 2-4

### TEAM LOW GAMES (2016)

<b>Shots</b>			
5	05/27/2016	at KC	W 1-0
<b>Shots on Goal</b>			
0	05/08/2016	vs. NYC	L 0-2
<b>Fouls Committed</b>			
8	09/16/2016	at CHI	T 2-2
8	10/16/2016	vs. NYC	W 3-1
<b>Fouls Suffered</b>			
7	09/16/2016	at CHI	T 2-2
<b>Corner Kicks</b>			
0	05/08/2016	vs. NYC	L 0-2
<b>Offside</b>			
0	03/20/2016	vs. COL	T 1-1
0	09/24/2016	vs. ORL	W 4-1
0	10/01/2016	at TOR	W 2-1
<b>Saves</b>			
0	03/20/2016	vs. COL	T 1-1
0	04/30/2016	at CHI	T 1-1
0	07/16/2016	at CLB	T 1-1
<b>Shots Faced</b>			
1	03/20/2016	vs. COL	T 1-1
1	04/09/2016	vs. VAN	W 4-0
1	04/30/2016	at CHI	T 1-1
1	07/16/2016	at CLB	T 1-1

### D.C. UNITED INDIVIDUAL POSTSEASON HIGH GAMES (1996-2015)

<b>Goals</b>			
3	Raul Diaz Arce	10/10/1996	vs. TB W 4-1
<b>Assists</b>			
3	Marco Etcheverry	11/13/1999	vs. CLB W 4-0
<b>Shots</b>			
7	Jaime Moreno	10/05/1997	vs. NE W 4-1
7	Marco Etcheverry	10/11/1998	vs. CLB W 2-0
7	Jaime Moreno	10/16/1999	vs. MIA W 2-0
7	Roy Lassiter	11/13/1999	vs. CLB W 4-0
<b>Shots on Goal</b>			
5	Jaime Moreno	10/16/1999	vs. MIA W 2-0
<b>Fouls Committed</b>			
7	Ben Olsen	10/21/1998	vs. CLB W 3-0
7	Bryan Namoff	11/06/2004	vs. NE T 3-3
<b>Fouls Suffered</b>			
7	Jaime Moreno	10/15/1997	at CLB W 1-0
<b>Offside</b>			
6	Roy Lassiter	10/24/1999	at MIA W 0-0
<b>Saves</b>			
9	Scott Garlick	10/26/1997	vs. COL W 2-1
<b>Shots Faced</b>			
10	Scott Garlick	10/26/1997	vs. COL W 2-1
10	Nick Rimando	11/06/2004	vs. NE T 3-3
<b>Goals Allowed</b>			
5	Tom Presthus	11/07/1999	at CLB L 1-5

### TEAM POSTSEASON HIGH GAMES (1996-2015)

<b>Goals</b>			
4	10/10/1996	vs. TB	W 4-1
4	10/05/1997	vs. NE	W 4-1
4	11/13/1999	vs. CLB	W 4-0
<b>Assists</b>			
8	10/05/1997	vs. NE	W 4-1
<b>Shots</b>			
22	10/25/1998	at CHI	L 0-2
<b>Shots on Goal</b>			
11	10/02/1996	vs. MET	W 2-1
<b>Fouls Committed</b>			
27	10/18/1998	at CLB	L 2-4
<b>Fouls Suffered</b>			
29	11/07/1999	at CLB	L 1-5
<b>Corner Kicks</b>			
13	11/01/2007	vs. CHI	T 2-2
<b>Offside</b>			
12	10/24/1999	at MIA	W 0-0
<b>Saves</b>			
9	10/26/1997	vs. COL	W 2-1
<b>Shots Faced</b>			
10	10/26/1997	vs. COL	W 2-1
10	11/06/2004	vs. NE	T 3-3
<b>Goals Allowed</b>			
5	11/07/1999	at CLB	L 1-5

### TEAM POSTSEASON LOW GAMES (1996-2015)

<b>Shots</b>			
4	10/21/2005	at CHI	T 0-0
<b>Shots on Goal</b>			
0	10/21/2005	at CHI	T 0-0
0	11/01/2015	vs. NYR	L 0-1
<b>Fouls Committed</b>			
5	10/10/1996	vs. TB	W 4-1
<b>Fouls Suffered</b>			
6	09/24/1996	at MET	L 2-2
<b>Corner Kicks</b>			
1	11/01/2003	vs. CHI	L 0-2
1	11/08/2012	at NY	W 1-0
<b>Offside</b>			
0	09/27/1996	vs. MET	W 1-0
0	10/11/1998	vs. CLB	W 2-0
<b>Saves</b>			
0	11/05/2006	vs. NE	L 0-1
<b>Shots Faced</b>			
1	11/05/2006	vs. NE	L 0-1



**2016 D.C. UNITED STATISTICS (11-10-13, 46 pts.)**

UNF	POS	PLAYER	GP	GS	MIN	G	A	SHT	SOG	FC	FS	OFF	CK	C	E
13	M	Lamar Neagle	31	21	1950	9	6	51	21	31	26	8	27	2	0
16	F	Patrick Mullins (TOT)	21	14	1278	8	3	44	23	31	19	18	0	3	0
16	F	Patrick Mullins (DC)	14	12	1048	8	2	37	18	23	12	14	0	1	0
9	F	Alvaro Saborio	19	8	890	6	3	37	12	19	10	14	0	0	0
77	F	Kennedy Igboananike (TOT)	25	20	1754	5	1	58	19	35	44	20	3	3	0
77	F	Kennedy Igboananike (DC)	7	2	236	1	0	10	4	9	7	2	1	1	0
8	M	Lloyd Sam (TOT)	29	26	2025	4	10	32	6	23	37	13	52	3	0
8	M	Lloyd Sam (DC)	13	13	971	3	6	13	5	12	16	11	51	1	0
12	M	Patrick Nyarko	26	23	1828	4	8	23	7	19	64	12	0	2	0
10	F	*Fabian Espindola	15	10	926	4	1	38	15	9	18	5	12	2	0
11	F	Luciano Acosta	31	25	2109	3	11	50	14	47	50	11	2	9	0
15	D	Steve Birnbaum	26	26	2340	3	2	33	12	37	10	2	0	5	0
32	D	Bobby Boswell	30	29	2632	2	1	14	10	24	10	1	0	3	0
25	M	Jared Jeffrey	21	14	1314	2	0	24	5	40	3	1	5	5	0
26	M	Rob Vincent	20	12	1137	2	0	17	8	11	2	0	6	4	0
2	D	Taylor Kemp	31	30	2745	1	6	23	3	38	30	1	24	2	0
33	M	Julian Buscher	20	3	584	1	4	8	4	21	12	1	22	3	0
5	D	Sean Franklin	29	29	2494	1	2	5	1	39	17	1	0	5	0
7	M	Marcelo Sarvas	28	26	2247	1	2	22	6	67	65	0	1	11	1
14	M	Nick DeLeon	32	27	2509	1	0	34	10	21	16	2	1	5	0
45	F	Alhaji Kamara	8	2	173	1	0	7	2	8	1	3	0	0	0
18	F	Chris Rolfe	9	9	643	0	1	17	3	7	11	3	1	2	0
17	M	Miguel Aguilar	6	0	90	0	0	1	1	0	0	0	1	0	0
50	G	Andrew Dykstra	1	1	90	0	0	0	0	1	0	0	0	0	0
28	G	Bill Hamid	20	20	1800	0	0	1	0	0	3	0	0	0	0
27	M	Collin Martin	2	1	91	0	0	0	0	2	1	1	0	0	0
34	D	Luke Mishu	7	5	448	0	0	1	0	2	2	0	0	0	0
6	D	Kofi Opare	10	10	874	0	0	6	2	17	8	2	0	2	2
20	D	Jalen Robinson	4	3	271	0	0	0	0	3	2	0	0	0	0
48	G	Travis Worra	13	13	1170	0	0	0	0	0	0	0	0	0	0
21	D	Chris Durkin	0	0	0	0	0	0	0	0	0	0	0	0	0
30	G	Charlie Horton	0	0	0	0	0	0	0	0	0	0	0	0	0
22	D	Chris Korb	0	0	0	0	0	0	0	0	0	0	0	0	0
		Team totals	34	34	3060	53	55	472	163	507	419	95	154	65	4
		Opponent totals	34	34	3060	47	42	452	152	419	507	72	154	49	4

GAME-WINNING GOALS: Lamar Neagle 3, Lloyd Sam 2, Alvaro Saborio 1, Patrick Mullins 1

Alhaji Kamara 1, Fabian Espindola 1, Bobby Boswell 1, Steve Birnbaum 1

GAME-WINNING ASSISTS: Lloyd Sam 3, Luciano Acosta 3, Taylor Kemp 2, Marcelo Sarvas 1

Patrick Nyarko 1, Bobby Boswell 1

PENALTY KICK GOALS/ATTEMPTS: Lamar Neagle 2-2, Marcelo Sarvas 1-1, Fabian Espindola 0-1

D.C. UNITED INDIVIDUAL GOALKEEPING

UNF	POS	GOALKEEPER	GP	GS	MIN	SHTS	SV	GA	GAA	PG	PA	W	L	T	SO
28	G	Bill Hamid	20	20	1800	93	68	25	1.25	3	3	8	3	9	5
48	G	Travis Worra	13	13	1170	52	34	18	1.38	0	0	3	6	4	4
50	G	Andrew Dykstra	1	1	90	7	3	4	4.00	1	1	0	1	0	0
		Team totals	34	34	3060	152	105	47	1.38	4	4	11	10	13	9
		Opponent totals	34	34	3060	163	107	53	1.56	3	4	10	11	13	8

\* = Played with other teams in 2016. Only D.C. United statistics listed here.



# D.C. UNITED

## D.C. UNITED 2016 SCHEDULE

DAY	DATE	OPPONENT	RESULT	ATT.	W-L-T	POS.	PTS	NOTES:
Sun.	Mar. 6	at Los Angeles	L 1-4	25,667	0-1-0	T6	0	DC: Neagle (5); LA: Steres (54) Magee (64,87) Keane (83)
Sat.	Mar. 12	at New England	T 0-0	16,102	0-1-1	T7	1	
Sun.	Mar. 20	Colorado	T 1-1	15,334	0-1-2	T7	2	DC: Espindola (80); COL: Powers (69)
Sat.	Mar. 26	FC Dallas	L 0-3	14,201	0-2-2	T8	2	DAL: Barrios (14,28) Urruti (52)
Sat.	Apr. 2	at San Jose	T 1-1	18,000	0-2-3	T8	3	DC: Nyarko (34); SJ: Jahn (88)
Sat.	Apr. 9	Vancouver	W 4-0	14,088	1-2-3	5	6	DC: Espindola (39,54) Saborio (88,91+)
Sat.	Apr. 16	Toronto FC	L 0-1	16,236	1-3-3	T6	6	TOR: Giovinco (0:58)
Sat.	Apr. 23	New England	W 3-0	16,005	2-3-3	T4	9	DC: Neagle (33) Acosta (86) Saborio (90)
Sat.	Apr. 30	at Chicago	T 1-1	13,114	2-3-4	T4	10	DC: Nyarko (64); CHI: Campbell (41)
Sun.	May 8	New York City FC	L 0-2	14,504	2-4-4	T6	10	NYC: Villa (49) Shelton (53)
Fri.	May 13	New York Red Bull	W 2-0	19,632	3-4-4	T4	13	DC: Saborio (20) Nyarko (43)
Fri.	May 20	at Philadelphia	L 0-1	17,364	3-5-4	T5	13	PHI: Marquez (91+)
Fri.	May 27	at Sporting KC	W 1-0	19,118	4-5-4	T3	16	DC: Kamara (86)
Wed.	June 1	Seattle	L 0-2	15,174	4-6-4	T5	16	SEA: Morris (79) J. Jones (83)
Sat.	June 18	at Houston	T 0-0	19,774	4-6-5	T7	17	
Sat.	June 25	New England	W 2-0	16,051	5-6-5	T5	20	DC: Neagle (20) Franklin (27)
Fri.	July 1	at Real Salt Lake	T 1-1	20,389	5-6-6	T4	21	DC: Jeffrey (92+); RSL: Martinez (57)
Sat.	July 9	at Philadelphia	L 0-3	18,463	5-7-6	T7	21	PHI: Alberg (20) Ilsinho (37,47)
Sat.	July 16	at Columbus	T 1-1	20,065	5-7-7	T7	22	DC: Espindola (89); CLB: O. Kamara (63)
Sat.	July 23	at Toronto FC	L 1-4	26,349	5-8-7	8	22	DC: Jeffrey (24); TOR: Giovinco (21,39,91+) Delgado (29)
Sun.	July 31	Montreal	T 1-1	16,728	5-8-8	8	23	DC: Mullins (20); MTL: Bernardello (86)
Sat.	Aug. 6	Philadelphia	T 2-2	16,392	5-8-9	8	24	DC: Kemp (16) Birnbaum (94+); PHI: Barnetta (46+) Pontius (57)
Sat.	Aug. 13	Portland	W 2-0	16,298	6-8-9	6	27	DC: Birnbaum (7) Acosta (29)
Sun.	Aug. 21	New York Red Bull	T 2-2	15,139	6-8-10	T6	28	DC: Sarvas (70) Mullins (73); NYR: B. Wright-Philli (38) Martins (64)
Wed.	Aug. 24	at Montreal	T 1-1	19,740	6-8-11	6	29	DC: Neagle (39); MTL: Camara (77)
Sat.	Aug. 27	Chicago	W 6-2	15,720	7-8-11	6	32	DC: Acosta (25) Mullins (40,46+,74) Nyarko (51) DeLeon (89); CHI: de Leeuw (31) Cocis (47+)
Thu.	Sept. 1	at New York City	L 2-3	23,768	7-9-11	6	32	DC: Sam (36) Neagle (91+); NYC: Villa (79) Lampard (85,93+)
Sun.	Sept. 11	at New York Red Bull	T 2-2	20,086	7-9-12	T7	33	DC: Birnbaum (89) Neagle (95+); NYR: Veron (34) B. Wright-Philli (54)
Fri.	Sept. 16	at Chicago	T 2-2	13,807	7-9-13	T6	34	DC: Vincent (19) Boswell (92+); CHI: Cocis (22) Accam (29)
Sat.	Sept. 24	Orlando City SC	W 4-1	25,842	8-9-13	6	37	DC: Mullins (34,53) Sam (51) Buscher (90); ORL: Baptista (72)
Wed.	Sept. 28	Columbus	W 3-0	12,094	9-9-13	6	40	DC: Sam (71) Neagle (86) Saborio (90)
Sat.	Oct. 1	at Toronto FC	W 2-1	22,212	10-9-13	4	43	DC: Neagle (39,58); TOR: Altidore (36)
Sun.	Oct. 16	New York City FC	W 3-1	30,943	11-9-13	4	46	DC: Mullins (27) Boswell (31) Vincent (45); NYC: Villa (72)
Sun.	Oct. 23	at Orlando City SC	L 2-4	30,022	11-10-1	4	46	DC: Saborio (43) Igboananike (78); ORL: Molino (13) Kaka (21) Higuaita (50) Baptista (89)



D.C. UNITED

D.C. UNITED – GAME-BY-GAME

Table with columns for #, Player, and a grid of game dates from 1-4 to 34. Rows list players including Tally Hall, Taylor Kemp, Markus Halsti, Sean Franklin, Kofi Opare, Marcello Sarvas, Lloyd Sam, Alvaro Saborio, Fabian Espindola, Luciano Acosta, Patrick Nyarko, Lamar Neagle, Nick DeLeon, Steve Birnbaum, Patrick Mullins, Paul Clowes, Miguel Aguilar, Chris Rolfe, Jalen Robinson, Chris Durkin, Chris Korb, Jared Jeffrey, Rob Vincent, Collin Martin, Bill Hamid, Bobby Boswell, Julian Buscher, Luke Mishu, Andrea Mancini, Alhaji Kamara, Travis Worra, Andrew Dykstra, and Kennedy Igboananike.

Played for other teams:

- Lloyd Sam played 1054 minutes for NYR
Patrick Mullins played 230 minutes for NYC
Kennedy Igboananike played 1518 minutes for CHI

"00" = 100 minutes played
F/M/D/G = starting position



# D.C. UNITED

## D.C. UNITED – GAME-BY-GAME LOG

Game #1	03/06/2016	DC 1 at LA 4	L	Neagle 1 (unassisted) 5
Game #2	03/12/2016	DC 0 at NE 0	T	Espindola 1 (unassisted) 80
Game #3	03/20/2016	DC 1 vs COL 1	T	
Game #4	03/26/2016	DC 0 vs DAL 3	L	
Game #5	04/02/2016	DC 1 at SJ 1	T	Nyarko 1 (Neagle 1, Rolfe 1) 34
Game #6	04/09/2016	DC 4 vs VAN 0	W	Espindola 2 (unassisted) 39; Espindola 3 (unassisted) 54; Saborio 1 (Acosta 1) 88; Saborio 2 (Acosta 2) 91+
Game #7	04/16/2016	DC 0 vs TOR 1	L	
Game #8	04/23/2016	DC 3 vs NE 0	W	Neagle 2 (penalty kick) 33; Acosta 1 (Saborio 1) 86; Saborio 3 (unassisted) 90
Game #9	04/30/2016	DC 1 at CHI 1	T	Nyarko 2 (Acosta 3, Neagle 2) 64
Game #10	05/08/2016	DC 0 vs NYC 2	L	
Game #11	05/13/2016	DC 2 vs NYR 0	W	Saborio 4 (Sarvas 1, Nyarko 1) 20; Nyarko 3 (Neagle 3, Saborio 2) 43
Game #12	05/20/2016	DC 0 at PHI 1	L	
Game #13	05/27/2016	DC 1 at KC 0	W	Kamara 1 (Kemp 1) 86
Game #14	06/01/2016	DC 0 vs SEA 2	L	
Game #15	06/18/2016	DC 0 at HOU 0	T	
Game #16	06/25/2016	DC 2 vs NE 0	W	Neagle 3 (Acosta 4) 20; Franklin 1 (Neagle 4, Saborio 3) 27
Game #17	07/01/2016	DC 1 at RSL 1	T	Jeffrey 1 (Espindola 1) 92+
Game #18	07/09/2016	DC 0 at PHI 3	L	
Game #19	07/16/2016	DC 1 at CLB 1	T	Espindola 4 (unassisted) 89
Game #20	07/23/2016	DC 1 at TOR 4	L	Jeffrey 2 (Sam 5, Franklin 1) 24
Game #21	07/31/2016	DC 1 vs MTL 1	T	Mullins 1 (Kemp 2) 20
Game #22	08/06/2016	DC 2 vs PHI 2	T	Kemp 1 (unassisted) 16; Birnbaum 1 (Nyarko 2) 94+
Game #23	08/13/2016	DC 2 vs POR 0	W	Birnbaum 2 (Boswell 1, Sam 6) 7; Acosta 2 (Mullins 2) 29
Game #24	08/21/2016	DC 2 vs NYR 2	T	Sarvas 1 (penalty kick) 70; Mullins 2 (Birnbaum 1, Kemp 3) 73
Game #25	08/24/2016	DC 1 at MTL 1	T	Neagle 4 (penalty kick) 39
Game #26	08/27/2016	DC 6 vs CHI 2	W	Acosta 3 (Sarvas 2, Nyarko 3) 25; Mullins 3 (Nyarko 4) 40; Mullins 4 (Acosta 5) 46+; Nyarko 4 (Birnbaum 2, Sam 7) 51
Game #27	09/01/2016	DC 2 at NYC 3	L	Mullins 5 (Franklin 2, Acosta 6) 74; DeLeon 1 (Acosta 7) 89
Game #28	09/11/2016	DC 2 at NYR 2	T	Sam 2 (Nyarko 5, Acosta 8) 36; Neagle 5 (Buscher 1) 91+
Game #29	09/16/2016	DC 2 at CHI 2	T	Birnbaum 3 (unassisted) 89; Neagle 6 (unassisted) 95+
Game #30	09/24/2016	DC 4 vs ORL 1	W	Vincent 1 (Acosta 9) 19; Boswell 1 (unassisted) 92+
Game #31	09/28/2016	DC 3 vs CLB 0	W	Mullins 6 (Kemp 4, Nyarko 6) 34; Sam 3 (Kemp 5) 51; Mullins 7 (Nyarko 7) 53; Buscher 1 (Neagle 5, Kemp 6) 90
Game #32	10/01/2016	DC 2 at TOR 1	W	Sam 4 (Acosta 10) 71; Neagle 7 (Buscher 2, Nyarko 8) 86; Saborio 5 (Neagle 6) 90
Game #33	10/16/2016	DC 3 vs NYC 1	W	Neagle 8 (unassisted) 39; Neagle 9 (Sam 8) 58
Game #34	10/23/2016	DC 2 at ORL 4	L	Mullins 8 (Sam 9, Acosta 11) 27; Boswell 2 (Sam 10) 31; Vincent 2 (Mullins 3) 45
				Saborio 6 (Buscher 3) 43; Igboananike 5 (Buscher 4) 78



# D.C. UNITED

## D.C. UNITED – CUP COMPETITIONS – GAME-BY-GAME

#	Player	2015/16 CONCACAF CHAMPIONS LEAGUE		U.S. OPEN CUP	
		QF1 QUER	QF2 QUER	4R FTLD	4R FTLD
0	Charlie Horton				
2	Taylor Kemp	90D	90D		75
4	Markus Halsti		23		
5	Sean Franklin	90D	90D		45D
6	Kofi Opare				120D
7	Marcelo Sarvas	90M	74M		
9	Alvaro Saborio	5			
10	Fabian Espindola	85F	90F		
11	Luciano Acosta	76M	30		34
12	Patrick Nyarko	90M	90M		
13	Lamar Neagle				
14	Nick DeLeon	90M	67M		
15	Steve Birnbaum	90D	90D		
16	Paul Clowes				
17	Miguel Aguilar				66M
18	Chris Rolfe	57M	60F		120D
20	Jalen Robinson				86M
21	Chris Durkin				
22	Chris Korb				
25	Jared Jeffrey				120M
26	Rob Vincent	33	90M		120M
27	Collin Martin				
28	Bill Hamid				
32	Bobby Boswell	90D	90D		120M
33	Julian Buscher	14	16		120D
34	Luke Mishu				54
41	Andrea Mancini				120F
45	Alhaji Kamara				120G
48	Travis Worra				
50	Andrew Dykstra	90G	90G		

2015/16 CONCACAF CHAMPIONS LEAGUE		U.S. OPEN CUP	
QF1	02/23/2016 DC 0 at QURTRO 2	L	
QF2	03/01/2016 DC 1 vs QURTRO 1	T	Buscher (Acosta) 84

U.S. OPEN CUP	
4R	06/15/2016 DC 0 vs FTLAUD 0 T (3-4 pens)





# SPORTING KANSAS CITY

## 2016 RECORD

	GP	W-L-T	PTS	GF	GA
Sporting	34	13-13-8	47	42	41

## RECORD at CHILDREN'S MERCY PARK

	GP	W-L-T	PTS	GF	GA
	17	10-4-3	33	30	29

## RECORD on road

	GP	W-L-T	PTS	GF	GA
	17	3-9-5	14	12	22

## RECORD at the half

	W	L	T
LEADING	7	0	1
TIED	5	7	5
TRAILING	1	6	2

## RECORD with the first goal

	W	L	T
SCORING	11	1	2
CONCEDING	2	12	4

## TEAM COMPARISONS

	FOR	AGAINST
GOALS SCORED	1.24 (13th)	1.21 (15th)
TOTAL SHOTS	14.03 (12th)	9.47 (20th)
SHOTS ON GOAL	4.29 (12th)	3.62 (19th)
SHOOTING ACCURACY	35.4% (10th)	38.2% (3rd)
SCORING %AGE	10.2% (14th)	12.7% (2nd)
FOULS	12.35 (19th)	12.21 (12th)
CORNER KICKS	5.82 (4th)	3.21 (4th)
OFFSIDE	1.82 (15th)	2.74 (20th)

## GOALS SCORED IN GAME

GP	0	1	2	3	4+	TOT	AVG
34	10	10	10	4	0	42	1.24

## GOALS ALLOWED IN GAME

GP	0	1	2	3	4+	TOT	AVG
34	10	11	9	4	0	41	1.21

## GOALS BY INTERVALS

	TOT	0-15	16-30	31-45+	46-60	61-75	76-90+
FOR	42	4	9	5	9	7	8
AGAINST	41	4	6	8	3	8	12

## WHERE THE GOALS COME FROM

	FOR	AGAINST
GOALS SCORED	42	41
MINUTES PER GOAL	73	75

## HOW SCORED

RIGHT FOOT	16	23
LEFT FOOT	15	12
HEADERS	11	5
OTHER	0	1


## TYPE OF PLAY

OPEN PLAY	18	24
CROSS	6	5
CORNER	7	1
REBOUND	2	1
PENALTIES	5	3
DIRECT FROM FREE KICK	0	1
FREE KICK (INDIRECT)	4	3
OWN GOALS	0	3

## DISTANCE

INSIDE GOAL AREA	15	9
INSIDE PENALTY AREA	22	25
OUTSIDE PENALTY AREA	5	7

## PRIMARY TEAM







# SPORTING KANSAS CITY

No.	Player	Pos	Ht	Wt	Birthdate	Birthplace	2016				CAREER			
							GP	GS	G	A	GP	GS	G	A
1	<b>Jon Kempin</b> Homegrown Player. MLS Season: 7.	GK	6-1	170	04/08/1993	Overland Park, KS	0	0	0	0	7	6	0	0
2	<b>Erik Palmer-Brown</b> Homegrown Player. MLS Season: 2.	DF	6-1	175	04/24/1997	Napoleon, OH	0	0	0	0	10	6	0	0
3	<b>Ike Opara</b> MLS Season: 7. Last club: San Jose Earthquakes	DF	6-2	180	02/21/1989	Durham, NC	25	16	1	3	87	61	9	3
4	<b>Kevin Ellis</b> Homegrown Player. MLS Season: 6.	DF	5-9	160	06/30/1991	Kansas City, MO	14	10	1	1	63	53	5	5
5	<b>Matt Besler</b> Designated Player. MLS Season: 8. 2009 SuperDraft: Round 1, Pick 8 (Notre Dame).	DF	6-0	170	02/11/1987	Kansas City, MO	18	17	1	1	200	194	3	11
6	<b>Paulo Nagamura</b> MLS Season: 12. Last club: LA Galaxy.	MF	5-8	155	03/02/1983	Sao Paulo, Brazil	9	6	0	1	252	224	15	21
7	<b>Chance Myers</b> MLS Season: 9. 2008 SuperDraft: Round 1, Pick 1 (UCLA)	DF	6-0	165	12/07/1987	Thousand Oaks, CA	11	6	0	1	147	114	2	16
8	<b>Graham Zusi</b> Designated Player. MLS Season: 8. 2009 SuperDraft: Round 2, Pick 23 (Maryland)	FW	5-10	160	08/18/1986	Orlando, FL	21	18	2	4	194	155	26	48
9	<b>Diego Rubio</b> Designated Player. MLS Season: 1. Real Valladolid (Spain)	FW	5-11	170	05/15/1993	Santiago, Chile	15	3	1	0	15	3	1	0
10	<b>Benny Feilhaber</b> MLS Season: 6. Last club: New England Revolution	MF	5-10	160	01/19/1985	Rio de Janeiro, Brazil	30	28	7	13	172	156	29	47
11	<b>Brad Davis</b> MLS Season: 15. Last club: Houston Dynamo. 2002 SuperDraft: Round 1, Pick 3 (Saint Louis)	MF	5-11	165	11/08/1981	St. Charles, MO	24	14	2	1	392	339	57	123
12	<b>Nuno Andre Coelho</b> MLS Season: 1. Last club: Balikesirspor (Turkey)	DF	6-4	181	01/07/1986	Penafiel, Portugal	22	20	1	1	22	20	1	1
13	<b>Benji Joya</b> MLS Season: 2. Last club: Club Necaxa (Mexico)	MF	5-8	145	09/22/1993	San Jose, CA	0	0	0	0	12	9	1	0
14	<b>Dom Dwyer</b> MLS Season: 5. 2012 SuperDraft: Round 1, Pick 16 (South Florida).	FW	5-9	180	07/30/1990	Cuckfield, England	33	31	16	3	113	97	52	8
15	<b>Seth Sinovic</b> MLS Season: 7. Last club: New England Revolution	DF	5-10	170	01/28/1987	Kansas City, MO	9	6	0	0	153	146	0	7
16	<b>Lawrence Olum</b> MLS Season: 5. Last club: Kedah FA (Malaysia)	MF	6-2	185	07/10/1984	Nairobi, Kenya	19	17	2	1	86	57	5	3
17	<b>Saad Abdul-Salaam</b> MLS Season: 2. 2015 SuperDraft: Round 1, Pick 13 (Akron)	DF	6-4	185	09/08/1991	Charlotte, NC	30	26	0	6	52	36	0	7
21	<b>Justin Mapp</b> MLS Season: 15. Last club: Montreal Impact. 2002 SuperDraft: Round 1, Pick 4 (Project-40)	MF	6-1	160	10/18/1984	Brandon, MS	6	0	0	0	309	243	22	65
22	<b>Connor Hallisey</b> MLS Season: 2. 2015 SuperDraft: Round 1, Pick 10 (California)	FW	5-9	158	02/09/1993	Granite Bay, CA	17	12	0	1	30	18	0	2
23	<b>Emmanuel Appiah</b> MLS Season: 1. Last club: Colorado Rapids. 2016 SuperDraft: Round 1, Pick 15 (Cincinnati)	MF	5-9	160	09/26/1993	Sampa, Ghana	1	1	0	0	1	1	0	0
24	<b>Ever Alvarado</b> MLS Season: 1. Last club: CD Olimpia (Honduras)	DF	5-11	154	01/30/1992	El Negrito, Honduras	1	0	0	0	1	0	0	0
25	<b>Alec Kann</b> MLS Season: 4. Last club: Chicago Fire	GK	6-4	190	08/08/1990	Decatur, GA	7	7	0	0	8	8	0	0
27	<b>Roger Espinoza</b> MLS Season: 7. Last club: Wigan Athletic FC (England)	MF	5-11	170	10/25/1986	Puerto Cortes, Honduras	30	30	1	5	160	140	4	20
29	<b>Tim Melia</b> MLS Season: 7. Last club: Chivas USA	GK	6-1	190	05/15/1986	Great River, NY	27	27	0	0	56	55	0	0
37	<b>Jacob Peterson</b> MLS Season: 11. Last club: San Jose Earthquakes	FW	5-10	165	01/27/1986	Portage, MI	21	18	6	1	246	147	22	17
39	<b>Cameron Porter</b> MLS Season: 2. Last club: Montreal Impact. 2015 SuperDraft: Round 3, Pick 45 (Princeton)	FW	6-1	175	05/23/1993	Centerville, OH	2	0	0	0	4	1	0	0
93	<b>Soni Mustivar</b> MLS Season: 2. Last club: Petrolul Ploiesti (Romania)	MF	5-10	170	02/12/1990	Ivry Sur Seine, France	25	24	0	0	50	44	0	2
94	<b>Jimmy Medranda</b> MLS Season: 2. Last club: Deportivo Pereira (Colombia)	MF	5-8	150	02/07/1994	Mosquera, Colombia	28	22	1	2	41	30	1	2

HEAD COACH : Peter Vermes

11/21/1966

W103 L82 T61



# SPORTING KANSAS CITY

## SPORTING KANSAS CITY PLAYOFF HISTORY

vs. Team	No. of Series		Series					Last		Round	Series Result
	Series	W-L	GP	W-L-T	OT	ShO	GF	GA	Mtg.		
Chicago	1	1-0	1	1-0-0	0-0-0	0-0	1	0	2000	MLS Cup '00	Won MLS Cup '00
Chivas USA	1	1-0	2	1-0-1	0-0-0	0-0	1	0	2007	Quarterfinals	Won 1 games to 0
Colorado	4	3-1	9	5-2-2	0-0-1	0-0	13	9	2011	Quarterfinals	Won 2 games to 0
Columbus	1	0-1	2	0-1-1	0-0-0	0-0	1	3	2008	Quarterfinals	Lost 1 games to 0
D.C. United	1	0-1	1	0-1-0	0-0-0	0-0	2	3	2004	MLS Cup '04	Lost MLS Cup '04
FC Dallas	1	1-0	3	2-1-0	0-0-0	1-0	6	6	1996	West Semifinals	Won 2 games to 1
Houston	4	1-3	6	2-3-1	0-0-0	0-0	3	7	2013	Semifinals	Won 1 games to 0
Los Angeles	4	2-2	9	3-5-1	0-2-1	0-1	15	14	2004	Semifinals	Won 1 games to 0
Miami	1	0-1	3	1-2-0	0-0-0	0-0	4	4	2001	Quarterfinals	Lost 6 pts. to 3
New England	1	1-0	2	1-1-0	1-0-0	0-0	4	3	2013	Quarterfinals	Won Series Tie-Breaker
New York	1	0-1	1	0-1-0	0-0-0	0-0	1	2	2014	Wild Card	Lost 1 games to 0
Portland	1	0-1	1	0-1-0	0-1-0	0-1	2	2	2015	Wild Card	Lost 1 games to 0
Real Salt Lake	1	1-0	1	1-0-0	1-0-0	1-0	1	1	2013	MLS Cup '13	Won MLS Cup '13
San Jose	2	1-1	3	1-2-0	0-1-0	0-0	5	5	2004	Quarterfinals	Won Series Tie-Breaker
<b>TOTALS</b>	<b>24</b>	<b>12-12</b>	<b>44</b>	<b>18-20-6</b>	<b>2-4-2</b>	<b>2-2</b>	<b>59</b>	<b>59</b>			

## SPORTING KANSAS CITY - ALL-TIME POSTSEASON RESULTS

DATE	OPPONENT	RESULT	ATT.	W-L-T	RD.	GOALS:
09/26/1996	Dallas	W 3-2	4,466	1-0-0	QTR	KC: Johnston (16) McKeon (79) Preki (89); DAL: Elliott (21) Ashton (25)
09/29/1996	at Dallas	L 1-2	10,125	1-1-0	QTR	KC: Preki (30); DAL: Kreis (5) Washington (32)
10/02/1996	at Dallas	W 3-2	9,802	2-1-0	QTR	KC: Chung (41) Takawira (62); DAL: Sanchez (27) Elliott (66)
10/10/1996	at Los Angeles	L 1-2	25,212	2-2-0	SEM	KC: Preki (52); LA: Armas (48) Vanney (57)
10/13/1996	Los Angeles	L 1-2	11,041	2-3-0	SEM	KC: Preki (69); LA: Vanney (76)
10/04/1997	Colorado	L 0-3	10,174	0-1-0	QTR	COL: C. Henderson (25) Bravo (67) Paule (75)
10/08/1997	at Colorado	L 2-3	13,117	0-2-0	QTR	KC: Takawira (9) Preki (88); COL: Bravo (16,68) Harris (83)
09/16/2000	Colorado	W 1-0	8,682	1-0-0	QTR	KC: Molnar (18)
09/20/2000	at Colorado	T 0-0 (OT)	8,789	1-0-1	QTR	
09/24/2000	Colorado	W 3-2	4,156	2-0-1	QTR	KC: Henderson (11) Molnar (65) Gomez (69); COL: Bravo (70,90)
09/29/2000	Los Angeles	T 0-0 (OT)	11,815	2-0-2	SEM	
10/03/2000	at Los Angeles	L 1-2 (OT)	20,849	2-1-2	SEM	KC: McKeon (29); LA: Jones (16) Califf (93)
10/06/2000	Los Angeles	W 2-0 (ST)	8,320	3-1-2	SEM	KC: Molnar (21,96)
10/15/2000	Chicago	W 1-0	39,159	4-1-2	FIN	KC: Molnar (11)
09/22/2001	at Miami	L 0-2	6,281	0-1-0	QTR	MIA: Serna (28) Pineda Chacon (53)
09/26/2001	Miami	W 3-0	5,803	1-1-0	QTR	KC: Lowe (24) McKeon (31) Gomez (45)
09/29/2001	at Miami	L 1-2	8,119	1-2-0	QTR	KC: Lowe (13); MIA: Preki (14) Henderson (71)
09/25/2002	at Los Angeles	L 2-3 (OT)	14,585	0-1-0	QTR	KC: Preki (25) Brown (70); LA: Ruiz (62,99) Jones (85)
09/28/2002	Los Angeles	W 4-1	9,484	1-1-0	QTR	KC: Simutenkov (19); Quill (37); Preki (70); Fabbro (73); LA: Albright (71)
10/02/2002	at Los Angeles	L 2-5	14,713	1-2-0	QTR	KC: Klein (47) Preki (72); LA: Ruiz (34,66) Jones (45,62) Tennyson (90)
11/04/2003	at Colorado	T 1-1	6,434	0-0-1	QTR	KC: Harris (3); COL: Borchers (53)
11/08/2003	Colorado	W 2-0	10,712	1-0-1	QTR	KC: Simutenkov (45) Klein (63)
11/15/2003	at San Jose	L 2-3 (OT)	16,108	1-1-1	SEM	KC: Simutenkov (57) Klein (72); SJ: Lagos (61) Mullan (83) Donovan (117)
10/24/2004	at San Jose	L 0-2	8,659	0-1-0	QTR	SJ: De Rosario (40) Waibel (52)
10/30/2004	San Jose	W 3-0	10,222	1-1-0	QTR	KC: Stephenson (26) own goal (48) Jewsbury (90)
11/05/2004	Los Angeles	W 2-0	11,931	2-1-0	SEM	KC: Arnaud (24,69)
11/14/2004	D.C. United	L 2-3	25,797	2-2-0	FIN	KC: Burciaga (6) Wolff (58); DC: Eskandarian (19,23) own goal (26)
10/27/2007	Chivas USA	W 1-0	12,442	1-0-0	QTR	KC: Arnaud (35)
11/03/2007	at Chivas USA	T 0-0	19,711	1-0-1	QTR	
11/10/2007	at Houston	L 0-2	30,972	1-1-1	SEM	HOU: Jaqua (35) De Rosario (81)
11/01/2008	Columbus	T 1-1	10,385	0-0-1	QTR	KC: Arnaud (53); CLB: Lenhart (90)
11/08/2008	at Columbus	L 0-2	11,153	0-1-1	QTR	CLB: Evans (7) Rogers (57)
10/30/2011	at Colorado	W 2-0	8,601	1-0-0	QTR	KC: Bunbury (49,59)
11/02/2011	Colorado	W 2-0	18,565	2-0-0	QTR	KC: Collin (28) Sapong (76)
11/06/2011	Houston	L 0-2	20,839	2-1-0	SEM	HOU: Hainault (53) Costly (87)



# SPORTING KANSAS CITY

DATE	OPPONENT	RESULT	ATT.	W-L-T	RD.	GOALS:
11/04/2012	at Houston	L 0-2	20,689	0-1-0	QTR	HOU: Moffat (18) Bruin (75)
11/07/2012	Houston	W 1-0	20,894	1-1-0	QTR	KC: Sinovic (64)
DATE	OPPONENT	RESULT	ATT.	W-L-T	RD.	GOALS:
11/02/2013	at New England	L 1-2	15,164	0-1-0	QTR	KC: Collin (69); NE: Dorman (55) Rowe (67)
11/06/2013	New England	W 3-1 (OT)	19,031	1-1-0	QTR	KC: Collin (41) Sinovic (79) Bieler (113); NE: Imbongo (70)
11/09/2013	at Houston	T 0-0	22,107	1-1-1	SEM	
11/23/2013	Houston	W 2-1	21,650	2-1-1	SEM	KC: Sapong (14) Dwyer (63); HOU: Garcia (3)
12/07/2013	Real Salt Lake	T 1-1 (OT)	21,650	2-1-2	FIN	KC: Collin (76); RSL: Saborio (52)
DATE	OPPONENT	RESULT	ATT.	W-L-T	RD.	GOALS:
10/30/2014	at New York	L 1-2	15,518	0-1-0	WC	KC: Dwyer (53); NY: Wright-Phillips (77,90)
DATE	OPPONENT	RESULT	ATT.	W-L-T	RD.	GOALS:
10/29/2015	at Portland	T 2-2 (OT)	21,144	0-0-1	WC	KC: Ellis (87) Nemeth (96); POR: Wallace (57) Urruti (118)

## CAREER POSTSEASON STATISTICS FOR CURRENT SPORTING KANSAS CITY PLAYERS

UNF	POS	PLAYER	GP	GS	MIN	G	A	SHT	SOG	PKG	PKA	SKG	SKA	FC	FS	OFF	CK	C	E
17	D	Saad Abdul-Salaam	1	1	120	0	0	0	0	0	0	0	1	2	2	0	0	1	0
23	F	Bernardo Anor	1	0	17	0	0	2	1	0	0	0	0	1	0	0	0	1	0
5	D	Matt Besler	12	12	1170	0	0	2	0	0	0	0	2	14	9	1	0	0	0
11	M	Brad Davis	27	26	2376	3	9	36	14	1	1	0	1	37	44	6	92	2	0
14	F	Dom Dwyer	8	5	492	2	0	23	9	0	0	0	1	18	14	7	0	1	0
4	D	Kevin Ellis	2	2	210	1	0	1	1	0	0	0	1	3	1	0	0	1	0
27	M-D	Roger Espinoza	7	6	455	0	0	4	1	0	0	0	0	7	7	1	0	2	0
10	M	Benny Feilhaber	6	6	604	0	3	15	1	0	0	2	2	9	17	2	0	1	0
21	M	Justin Mapp	15	8	809	1	5	13	6	0	0	0	0	13	11	3	23	0	0
93	M	Soni Mustivar	1	1	120	0	0	0	0	0	0	1	1	2	3	0	0	0	0
7	D	Chance Myers	10	10	960	0	1	7	1	0	0	1	1	9	10	0	1	2	0
6	M	Paulo Nagamura	16	15	1516	0	0	20	7	0	0	2	2	26	31	2	0	4	0
16	D	Lawrence Olum	2	1	202	0	0	3	0	0	0	0	1	0	1	0	0	0	0
3	D	Ike Opara	4	0	94	0	0	1	0	0	0	0	0	1	2	0	0	0	0
37	F	Jacob Peterson	9	5	424	0	0	1	0	0	0	1	1	2	4	1	0	0	0
15	D	Seth Sinovic	11	11	1045	2	0	4	2	0	0	1	1	15	11	0	0	1	0
8	M	Graham Zusi	12	12	1169	0	6	21	1	0	0	1	2	19	23	1	58	1	0
UNF	POS	GOALKEEPER	GP	GS	MIN	SHTS	SV	GA	GAA	PKG	PKA	SKG	SKA	W	L	T	SO		
1	GK	Jon Kempin	1	0	36	0	0	1	2.50	0	0	7	11	0	0	1	0		
29	GK	Tim Melia	1	1	84	0	2	1	1.07	0	0	0	0	0	0	0	0		



# SPORTING KANSAS CITY

## ALL-TIME KC WIZARDS/SPORTING KC POSTSEASON STATISTICS (17-19-8, 56 PTS.)

PLAYER	GP	GS	MIN	G	A						
Preki	20	19	1758	8	4						
Miklos Molnar	7	7	659	5	0						
Davy Arnaud	15	9	927	4	1						
Aurelien Collin	11	11	1050	4	1						
Chris Klein	16	16	1440	3	4						
Igor Simutenkov	8	6	437	3	2						
Matt McKeon	19	14	1335	3	1						
Francisco Gomez	9	3	272	2	2						
C.J. Sapong	11	10	957	2	1						
Vitalis Takawira	7	7	586	2	1						
Teal Bunbury	5	5	399	2	0						
Dom Dwyer	8	5	492	2	0						
Onandi Lowe	3	3	270	2	0						
Seth Sinovic	11	11	1045	2	0						
Eric Quill	6	5	448	1	3						
Chris Brown	10	7	680	1	2						
Mo Johnston	15	11	1166	1	2						
Jose Burciaga Jr.	5	4	368	1	1						
Mark Chung	7	7	629	1	1						
Jack Jewsbury	9	9	759	1	1						
Josh Wolff	7	4	449	1	1						
Claudio Bieler	3	0	85	1	0						
Kevin Ellis	2	2	210	1	0						
Dario Fabbro	2	0	76	1	0						
Wolde Harris	3	3	261	1	0						
Chris Henderson	7	7	659	1	0						
Krisztian Nemeth	1	1	110	1	0						
Khari Stephenson	4	3	211	1	0						
Graham Zusi	12	12	1169	0	6						
Benny Feilhaber	6	6	604	0	3						
Kerry Zavagnin	23	23	2065	0	3						
Mike Sorber	5	5	403	0	2						
Peter Vermes	13	13	1184	0	2						
Mike Burns	4	3	296	0	1						
Amadou Dia	1	1	120	0	1						
Nick Garcia	23	23	2135	0	1						
Julio Cesar	4	4	329	0	1						
Kei Kamara	5	5	449	0	1						
Roy Lassiter	3	2	166	0	1						
Claudio Lopez	2	2	179	0	1						
Chance Myers	10	10	960	0	1						
Uche Okafor	7	5	393	0	1						
Paul Wright	6	5	461	0	1						
Alex Zotinca	6	5	441	0	1						
Saad Abdul-Salaam	1	1	120	0	0						
Mike Ammann	2	2	180	0	0						
Stephen Armstrong	6	1	180	0	0						
Matt Besler	12	12	1170	0	0						
Sean Bowers	7	7	630	0	0						
Omar Bravo	1	0	5	0	0						
Jorge Claros	1	1	90	0	0						
Eloy Colombano	1	0	24	0	0						
Jimmy Conrad	12	12	1107	0	0						
Bobby Convey	1	0	1	0	0						
John DeBrito	1	0	20	0	0						
Birahim Diop	1	0	11	0	0						
Samuel Ekeme	2	0	30	0	0						
Roger Espinoza	7	6	455	0	0						
Gary Glasgow	3	2	140	0	0						
Herculez Gomez	1	1	75	0	0						
Richard Gough	2	2	180	0	0						
Taylor Graham	2	0	32	0	0						
Andrew Gregor	3	1	118	0	0						
Diego Gutierrez	15	15	1369	0	0						
Michael Harrington	5	5	450	0	0						
Kevin Hartman	5	5	450	0	0						
Jeferson	2	0	20	0	0						
Brian Johnson	3	0	33	0	0						
Eddie Johnson	3	3	270	0	0						
Peterson Joseph	2	1	103	0	0						
Jon Kempin	1	0	36	0	0						
Frank Klopas	5	1	105	0	0						
Michael Kraus	1	0	31	0	0						
Eric Kronberg	1	1	90	0	0						
Garth Lagerwey	5	5	450	0	0						
Jonathan Leathers	2	2	180	0	0						
Carlos Marinelli	1	0	44	0	0						
Matt Marquess	1	0	13	0	0						
Tim Melia	1	1	84	0	0						
Tony Meola	16	16	1505	0	0						
Kurt Morsink	3	3	252	0	0						
Soni Mustivar	1	1	120	0	0						
Paulo Nagamura	6	6	607	0	0						
Jimmy Nielsen	10	10	960	0	0						
Lawrence Olum	2	1	202	0	0						
Ike Opara	3	0	16	0	0						
Bo Oshoniyi	4	4	360	0	0						
Jacob Peterson	6	3	263	0	0						
Steve Pittman	2	2	160	0	0						
Ryan Pore	3	0	56	0	0						
Brandon Prideaux	7	7	659	0	0						
Ryan Raybould	1	0	1	0	0						
Edmundo Rodriguez	1	0	10	0	0						
Oriol Rosell	6	6	488	0	0						
Soony Saad	4	0	47	0	0						
Scott Sealy	3	3	262	0	0						
Kevin Souter	2	2	179	0	0						
Carey Talley	6	6	576	0	0						
Matt Taylor	1	0	24	0	0						
Abe Thompson	2	2	128	0	0						
Ryan Tinsley	2	2	150	0	0						
Ivan Trujillo	1	0	1	0	0						
Scott Uderitz	5	5	431	0	0						
Sasha Victorine	3	3	223	0	0						
Tyson Wahl	2	2	158	0	0						
Diego Walsh	3	0	23	0	0						
Lance Watson	1	0	1	0	0						
Own-goals received										1	
Team totals	44	44	4135	59	55						
Opponent totals	44	44	4135	59	60						

KANSAS CITY INDIVIDUAL GOALKEEPING						
GOALKEEPER	GP	GS	SV	GA	GAA	SO
Jimmy Nielsen	10	10	15	9	0.84	4
Kevin Hartman	5	5	18	5	1.00	2
Tim Melia	1	1	2	1	1.07	0
Bo Oshoniyi	4	4	14	5	1.25	2
Tony Meola	16	16	62	21	1.26	7
Garth Lagerwey	5	5	18	9	1.80	0
Eric Kronberg	1	1	3	2	2.00	0
Jon Kempin	1	0	0	1	2.50	0
Mike Ammann	2	2	9	6	3.00	0
Team totals	44	44	145	59	1.28	15
Opponent totals	44	44	161	59	1.28	11



# SPORTING KANSAS CITY

## SPORTING KANSAS CITY INDIVIDUAL HIGH GAMES (2016)

Goals				
2	Dom Dwyer	03/12/2016	vs. VAN	W 2-1
2	Dom Dwyer	06/25/2016	at MTL	T 2-2
2	Dom Dwyer	07/24/2016	vs. SEA	W 3-0
2	Dom Dwyer	08/13/2016	at DAL	T 2-2
Assists				
2	Benny Feilhaber	09/24/2016	at SJ	W 2-1
Shots				
9	Dom Dwyer	09/09/2016	vs. HOU	T 3-3
Shots on Goal				
5	Dom Dwyer	09/09/2016	vs. HOU	T 3-3
Fouls Committed				
6	Dom Dwyer	05/27/2016	vs. DC	L 0-1
6	Dom Dwyer	07/31/2016	vs. POR	W 1-0
Fouls Suffered				
6	Dom Dwyer	05/07/2016	at HOU	L 0-2
6	Roger Espinoza	10/16/2016	at RSL	T 0-0
Offside				
4	Dom Dwyer	04/09/2016	at NYR	W 2-0
Saves				
6	Tim Melia	04/02/2016	vs. RSL	L 1-2
6	Tim Melia	04/09/2016	at NYR	W 2-0
6	Alec Kann	08/27/2016	at PHI	L 0-2
Shots Faced				
8	Tim Melia	04/02/2016	vs. RSL	L 1-2
8	Alec Kann	08/27/2016	at PHI	L 0-2
Goals Allowed				
3	Tim Melia	05/21/2016	vs. RSL	L 1-3
3	Alec Kann	08/07/2016	at POR	L 0-3
3	Alec Kann	09/09/2016	vs. HOU	T 3-3
3	Tim Melia	10/01/2016	at NE	L 1-3

## TEAM HIGH GAMES (2016)

Goals				
3	07/03/2016	vs. CLB	W 3-2	
3	07/10/2016	vs. NYC	W 3-1	
3	07/24/2016	vs. SEA	W 3-0	
3	09/09/2016	vs. HOU	T 3-3	
Assists				
4	05/15/2016	vs. ORL	W 2-1	
4	07/24/2016	vs. SEA	W 3-0	
4	09/24/2016	at SJ	W 2-1	
Shots				
34	05/15/2016	vs. ORL	W 2-1	
Shots on Goal				
13	05/15/2016	vs. ORL	W 2-1	
Fouls Committed				
20	04/24/2016	at SJ	L 0-1	
20	07/31/2016	vs. POR	W 1-0	
Fouls Suffered				
20	03/12/2016	vs. VAN	W 2-1	
Corner Kicks				
13	08/07/2016	at POR	L 0-3	
Offside				
8	04/02/2016	vs. RSL	L 1-2	
Saves				
6	04/02/2016	vs. RSL	L 1-2	
6	04/09/2016	at NYR	W 2-0	
6	08/27/2016	at PHI	L 0-2	
Shots Faced				
8	04/02/2016	vs. RSL	L 1-2	
8	08/27/2016	at PHI	L 0-2	
Goals Allowed				
3	4 times			

## TEAM LOW GAMES (2016)

Shots				
6	09/24/2016	at SJ	W 2-1	
Shots on Goal				
1	05/01/2016	vs. LA	T 1-1	
1	05/11/2016	at COL	L 0-1	
1	10/01/2016	at NE	L 1-3	
Fouls Committed				
4	04/09/2016	at NYR	W 2-0	
4	04/13/2016	vs. COL	L 1-2	
Fouls Suffered				
5	07/24/2016	vs. SEA	W 3-0	
5	09/18/2016	vs. LA	T 2-2	
5	10/01/2016	at NE	L 1-3	
Corner Kicks				
0	04/09/2016	at NYR	W 2-0	
0	06/19/2016	vs. DAL	W 2-0	
Offside				
0	03/20/2016	vs. TOR	W 1-0	
0	08/07/2016	at POR	L 0-3	
0	09/24/2016	at SJ	W 2-1	
0	10/01/2016	at NE	L 1-3	
Saves				
0	05/01/2016	vs. LA	T 1-1	
0	05/15/2016	vs. ORL	W 2-1	
0	06/02/2016	at LA	T 0-0	
0	07/24/2016	vs. SEA	W 3-0	
0	09/18/2016	vs. LA	T 2-2	
Shots Faced				
0	05/15/2016	vs. ORL	W 2-1	
0	06/02/2016	at LA	T 0-0	
0	07/24/2016	vs. SEA	W 3-0	

## SPORTING KANSAS CITY INDIVIDUAL POSTSEASON HIGH GAMES (1996-2015)

Goals				
2	Miklos Molnar	10/06/2000	vs. LA	W 2-0
2	Davy Arnaud	11/05/2004	vs. LA	W 2-0
2	Teal Bunbury	10/30/2011	at COL	W 2-0
Assists				
2	Graham Zusi	11/02/2011	vs. COL	W 2-0
Shots				
10	Onandi Lowe	09/29/2001	at MIA	L 1-2
Shots on Goal				
5	Vitalis Takawira	09/26/1996	vs. DAL	W 3-2
5	Preki	10/08/1997	at COL	L 2-3
5	Miklos Molnar	09/24/2000	vs. COL	W 3-2
Fouls Committed				
6	Mo Johnston	09/16/2000	vs. COL	W 1-0
6	Chris Henderson	10/06/2000	vs. LA	W 2-0
6	Diego Gutierrez	09/28/2002	vs. LA	W 4-1
6	Dom Dwyer	10/29/2015	at POR	T 2-2
Fouls Suffered				
8	Vitalis Takawira	10/02/1996	at DAL	W 2-2
Offside				
3	Onandi Lowe	09/22/2001	at MIA	L 0-2
3	Eddie Johnson	11/03/2007	at CHV	T 0-0
Saves				
10	Tony Meola	10/15/2000	vs. CHI	W 1-0
Shots Faced				
10	Mike Ammann	10/08/1997	at COL	L 2-3
10	Tony Meola	10/15/2000	vs. CHI	W 1-0
10	Tony Meola	09/25/2002	at LA	L 2-3
Goals Allowed				
5	Tony Meola	10/02/2002	at LA	L 2-5

## TEAM POSTSEASON HIGH GAMES (1996-2015)

Goals				
4	09/28/2002	vs. LA	W 4-1	
Assists				
4	09/28/2002	vs. LA	W 4-1	
4	10/30/2004	vs. SJ	W 3-0	
Shots				
32	11/06/2013	vs. NE	W 3-1	
Shots on Goal				
15	09/26/1996	vs. DAL	W 3-2	
Fouls Committed				
27	10/06/2000	vs. LA	W 2-0	
Fouls Suffered				
27	11/06/2013	vs. NE	W 3-1	
Corner Kicks				
10	09/29/2000	vs. LA	T 0-0	
10	11/06/2013	vs. NE	W 3-1	
Offside				
5	10/08/1997	at COL	L 2-3	
5	10/15/2000	vs. CHI	W 1-0	
Saves				
10	10/15/2000	vs. CHI	W 1-0	
Shots Faced				
10	10/08/1997	at COL	L 2-3	
10	10/15/2000	vs. CHI	W 1-0	
10	09/25/2002	at LA	L 2-3	
Goals Allowed				
5	10/02/2002	at LA	L 2-5	

## TEAM POSTSEASON LOW GAMES (1996-2015)

Shots				
3	11/10/2007	at HOU	L 0-2	
3	10/30/2014	at NY	L 1-2	
Shots on Goal				
0	11/10/2007	at HOU	L 0-2	
Fouls Committed				
8	10/03/2000	at LA	L 1-2	
Fouls Suffered				
7	09/26/2001	vs. MIA	W 3-0	
Corner Kicks				
0	11/03/2007	at CHV	T 0-0	
Offside				
0	5 times			
Saves				
0	11/04/2012	at HOU	L 0-2	
Shots Faced				
1	09/29/2000	vs. LA	T 0-0	
1	10/30/2011	at COL	W 2-0	
1	11/04/2012	at HOU	L 0-2	



# SPORTING KANSAS CITY

## 2016 SPORTING KANSAS CITY STATISTICS (13-13-8, 47 pts.)

UNF	POS	PLAYER	GP	GS	MIN	G	A	SHT	SOG	FC	FS	OFF	CK	C	E
14	F	Dom Dwyer	33	31	2823	16	3	119	44	66	74	32	1	8	0
10	M	Benny Feilhaber	30	28	2563	7	13	45	13	33	56	1	81	3	0
37	F	Jacob Peterson	21	18	1500	6	1	37	13	8	13	3	1	0	0
8	F	Graham Zusi	21	18	1651	2	4	29	10	13	18	5	54	1	0
11	M	Brad Davis	24	14	1300	2	1	34	11	10	27	5	56	0	0
16	M	Lawrence Olum	19	17	1469	2	1	10	4	13	4	0	0	3	0
27	M	Roger Espinoza	30	30	2679	1	5	48	12	65	54	1	0	10	2
3	D	Ike Opara	25	16	1542	1	3	15	7	22	11	1	0	4	1
94	M	Jimmy Medranda	28	22	1939	1	2	41	8	36	16	1	1	8	1
5	D	Matt Besler	18	17	1546	1	1	3	1	14	7	0	0	4	0
12	D	Nuno Andre Coelho	22	20	1618	1	1	18	3	4	12	0	0	2	0
4	D	Kevin Ellis	14	10	953	1	1	7	3	8	7	0	0	1	0
9	F	Diego Rubio	15	3	330	1	0	13	2	13	13	5	0	2	0
17	D	Saad Abdul-Salaam	30	26	2377	0	6	15	3	32	19	4	0	1	0
22	F	Connor Hallisey	17	12	1072	0	1	18	8	5	12	0	2	0	0
7	D	Chance Myers	11	6	559	0	1	1	0	6	5	2	0	1	0
6	M	Paulo Nagamura	9	6	526	0	1	4	2	13	6	0	0	2	0
96	M	Jordi Quintilla	6	6	410	0	1	4	1	4	9	0	1	1	0
24	D	Ever Alvarado	1	0	29	0	0	0	0	0	2	0	0	0	0
23	M	Emmanuel Appiah (TOT)	1	1	90	0	0	1	0	0	1	0	0	0	0
23	M	Emmanuel Appiah (KC)	1	1	90	0	0	1	0	0	1	0	0	0	0
13	D	*Amadou Dia	10	9	817	0	0	1	0	16	5	2	0	1	0
25	G	Alec Kann	7	7	630	0	0	0	0	0	0	0	0	0	0
21	M	Justin Mapp	6	0	43	0	0	1	0	0	0	0	1	0	0
29	G	Tim Melia	27	27	2430	0	0	0	0	2	0	0	0	3	0
93	M	Soni Mustivar	25	24	2095	0	0	8	0	30	15	0	0	3	1
39	F	Cameron Porter (TOT)	2	0	32	0	0	0	0	0	1	0	0	0	0
39	F	Cameron Porter (KC)	2	0	32	0	0	0	0	0	1	0	0	0	0
15	D	Seth Sinovic	9	6	532	0	0	5	1	7	5	0	0	2	0
23	M	Bernardo Anor	0	0	0	0	0	0	0	0	0	0	0	0	0
13	M	Benji Joya	0	0	0	0	0	0	0	0	0	0	0	0	0
1	G	Jon Kempin	0	0	0	0	0	0	0	0	0	0	0	0	0
2	D	Erik Palmer-Brown	0	0	0	0	0	0	0	0	0	0	0	0	0
		Team totals	34	34	3060	42	46	477	146	420	415	62	198	60	5
		Opponent totals	34	34	3060	41	39	322	123	415	420	93	109	56	6

GAME-WINNING GOALS: Jacob Peterson 3, Benny Feilhaber 2, Dom Dwyer 2, Lawrence Olum 1

Jimmy Medranda 1, Kevin Ellis 1, Brad Davis 1, Nuno Andre Coelho 1

Matt Besler 1

GAME-WINNING ASSISTS: Benny Feilhaber 4, Graham Zusi 3, Ike Opara 2, Roger Espinoza 2, Dom Dwyer 2

Jordi Quintilla 1, Chance Myers 1, Jimmy Medranda 1, Nuno Andre Coelho 1

Saad Abdul-Salaam 1

PENALTY KICK GOALS/ATTEMPTS: Benny Feilhaber 5-5

### SPORTING KANSAS CITY INDIVIDUAL GOALKEEPING

UNF	POS	GOALKEEPER	GP	GS	MIN	SHTS	SV	GA	GAA	PG	PA	W	L	T	SO
29	G	Tim Melia	27	27	2430	95	66	30	1.11	3	4	11	11	5	8
25	G	Alec Kann	7	7	630	28	17	11	1.57	0	0	2	2	3	2
		Team totals	34	34	3060	123	83	41	1.21	3	4	13	13	8	10
		Opponent totals	34	34	3060	146	100	42	1.24	5	5	13	13	8	10

\* = Played with other teams in 2016. Only Sporting Kansas City statistics listed here.



# SPORTING KANSAS CITY

## SPORTING KANSAS CITY 2016 SCHEDULE

DAY	DATE	OPPONENT	RESULT	ATT.	W-L-T	POS.	PTS	NOTES:
Sun.	Mar. 6	at Seattle	W 1-0	39,525	1-0-0	T1	3	KC: Coelho (73)
Sat.	Mar. 12	Vancouver	W 2-1	20,178	2-0-0	1	6	KC: Dwyer (5,41); VAN: Morales (70)
Sun.	Mar. 20	Toronto FC	W 1-0	19,867	3-0-0	1	9	KC: Davis (70)
Sat.	Apr. 2	Real Salt Lake	L 1-2	20,553	3-1-0	2	9	KC: Feilhaber (94+); RSL: Glad (29) Mulholland (79)
Sat.	Apr. 9	at New York Red B	W 2-0	21,406	4-1-0	1	12	KC: Feilhaber (17) Dwyer (60)
Wed.	Apr. 13	Colorado	L 1-2	19,168	4-2-0	2	12	KC: Dwyer (77); COL: Solognac (41) Gashi (82)
Sun.	Apr. 17	at FC Dallas	L 1-2	16,215	4-3-0	4	12	KC: Olum (22); DAL: Barrios (35) Rosales (68)
Sun.	Apr. 24	at San Jose	L 0-1	18,000	4-4-0	6	12	SJ: Wondolowski (59)
Wed.	Apr. 27	at Vancouver	T 1-1	18,836	4-4-1	6	13	KC: Rubio (27); VAN: Bolanos (14)
Sun.	May 1	Los Angeles	T 1-1	19,431	4-4-2	6	14	KC: Davis (30); LA: dos Santos (42)
Sat.	May 7	at Houston	L 0-2	20,071	4-5-2	T6	14	HOU: Barnes (30) Wenger (46+)
Wed.	May 11	at Colorado	L 0-1	12,857	4-6-2	7	14	COL: Serna (78)
Sun.	May 15	Orlando City SC	W 2-1	19,080	5-6-2	T6	17	KC: Dwyer (74) Peterson (79); ORL: own goal (67)
Sat.	May 21	Real Salt Lake	L 1-3	20,618	5-7-2	7	17	KC: Dwyer (50); RSL: Martinez (32) own goal (47+) Movsisyan (53)
Fri.	May 27	D.C. United	L 0-1	19,118	5-8-2	7	17	DC: Kamara (86)
Thu.	June 2	at Los Angeles	T 0-0	19,651	5-8-3	8	18	
Sun.	June 19	FC Dallas	W 2-0	18,927	6-8-3	T4	21	KC: Olum (43) Feilhaber (47+)
Sat.	June 25	at Montreal	T 2-2	20,032	6-8-4	T6	22	KC: Dwyer (21,59); MTL: Ontivero (16) Piatti (39)
Sun.	July 3	Columbus	W 3-2	19,332	7-8-4	4	25	KC: Feilhaber (49) Zusi (56) Besler (91+); CLB: O. Kamara (22,75)
Sun.	July 10	New York City FC	W 3-1	19,881	8-8-4	5	28	KC: Feilhaber (8) Medranda (16) Opara (51); NYC: Lampard (14)
Wed.	July 13	at Chicago	L 0-1	13,879	8-9-4	T5	28	CHI: de Leeuw (19)
Sat.	July 16	at Colorado	L 0-1	18,461	8-10-4	6	28	COL: Hairston (78)
Sun.	July 24	Seattle	W 3-0	18,563	9-10-4	T4	31	KC: Dwyer (21,79) Peterson (48+)
Sun.	July 31	Portland	W 1-0	19,098	10-10-4	T4	34	KC: Peterson (50)
Sun.	Aug. 7	at Portland	L 0-3	21,144	10-11-4	5	34	POR: Valeri (65) Jewsbury (87) Adi (92+)
Sat.	Aug. 13	at FC Dallas	T 2-2	13,408	10-11-5	5	35	KC: Dwyer (68,73); DAL: Akindele (66) Urruti (76)
Sat.	Aug. 20	Vancouver	W 2-0	20,159	11-11-5	T4	38	KC: Peterson (39) Feilhaber (64)
Sat.	Aug. 27	at Philadelphia	L 0-2	17,911	11-12-5	5	38	PHI: Alberg (67) Barnetta (92+)
Fri.	Sept. 9	Houston	T 3-3	19,331	11-12-6	5	39	KC: Peterson (14) Espinoza (26) Dwyer (81); HOU: Manotas (30) Alex (59) R. Rodriguez (94+)
Sun.	Sept. 18	Los Angeles	T 2-2	19,480	11-12-7	6	40	KC: Peterson (50) Dwyer (69); LA: Gordon (7) Donovan (76)
Sat.	Sept. 24	at San Jose	W 2-1	18,000	12-12-7	5	43	KC: Dwyer (7) Ellis (81); SJ: Dawkins (42)
Sat.	Oct. 1	at New England	L 1-3	25,280	12-13-7	5	43	KC: Dwyer (49); NE: Kamara (4) own goal (75) Agudelo (83)
Sun.	Oct. 16	at Real Salt Lake	T 0-0	19,705	12-13-8	T6	44	
Sun.	Oct. 23	San Jose	W 2-0	20,371	13-13-8	5	47	KC: Feilhaber (27) Zusi (88)



SPORTING KANSAS CITY

SPORTING KANSAS CITY – GAME-BY-GAME

Table with columns: #, Player, and 34 game results. Rows include players like Jon Kempin, Erik Palmer-Brown, Ike Opара, Kevin Ellis, Matt Besler, Paulo Nagamura, Chance Myers, Graham Zusi, Diego Rubio, Benny Feilhaber, Brad Davis, Nuno Andre Coelho, Amadou Dia, Benji Joya, Dom Dwyer, Seth Sinovic, Lawrence Olum, Saad Abdul-Salaam, Justin Mapp, Connor Hallisey, Emmanuel Appiah, Bernardo Anor, Ever Alvarado, Alec Kann, Roger Espinoza, Tim Melia, Daniel Salloi, Jacob Peterson, Cameron Porter, Soni Mustivar, Jimmy Medranda, and Jordi Quintilla.

"00" = 100 minutes played
F/M/D/G = starting position





# SPORTING KANSAS CITY

## SPORTING KANSAS CITY – GAME-BY-GAME LOG

Game #1	03/06/2016	KC 1 at SEA 0	W	Coelho 1 (Quintilla 1) 73	
Game #2	03/12/2016	KC 2 vs VAN 1	W	Dwyer 1 (unassisted) 5; Dwyer 2 (Myers 1, Zusi 1) 41	
Game #3	03/20/2016	KC 1 vs TOR 0	W	Davis 1 (Dwyer 1) 70	
Game #4	04/02/2016	KC 1 vs RSL 2	L	Feilhaber 1 (penalty kick) 94+	
Game #5	04/09/2016	KC 2 at NYR 0	W	Feilhaber 2 (Zusi 2, Dwyer 2) 17; Dwyer 3 (Abdul-Salaam 1) 60	
Game #6	04/13/2016	KC 1 vs COL 2	L	Dwyer 4 (Hallisey 1, Abdul-Salaam 2) 77	
Game #7	04/17/2016	KC 1 at DAL 2	L	Olum 1 (Feilhaber 1) 22	
Game #8	04/24/2016	KC 0 at SJ 1	L		
Game #9	04/27/2016	KC 1 at VAN 1	T	Rubio 1 (Olum 1, Abdul-Salaam 3) 27	
Game #10	05/01/2016	KC 1 vs LA 1	T	Davis 2 (Zusi 3, Besler 1) 30	
Game #11	05/07/2016	KC 0 at HOU 2	L		
Game #12	05/11/2016	KC 0 at COL 1	L		
Game #13	05/15/2016	KC 2 vs ORL 1	W	Dwyer 5 (Peterson 1, Feilhaber 2) 74; Peterson 1 (Espinoza 1, Abdul-Salaam 4) 79	
Game #14	05/21/2016	KC 1 vs RSL 3	L	Dwyer 6 (Medranda 1) 50	
Game #15	05/27/2016	KC 0 vs DC 1	L		
Game #16	06/02/2016	KC 0 at LA 0	T		
Game #17	06/19/2016	KC 2 vs DAL 0	W	Olum 2 (Feilhaber 3) 43; Feilhaber 3 (penalty kick) 47+	
Game #18	06/25/2016	KC 2 at MTL 2	T	Dwyer 7 (Espinoza 2) 21; Dwyer 8 (Feilhaber 4) 59	
Game #19	07/03/2016	KC 3 vs CLB 2	W	Feilhaber 4 (penalty kick) 49; Zusi 1 (Espinoza 3) 56; Besler 1 (Opara 1, Medranda 2) 91+	
Game #20	07/10/2016	KC 3 vs NYC 1	W	Feilhaber 5 (unassisted) 8; Medranda 1 (unassisted) 16; Opara 1 (unassisted) 51	
Game #21	07/13/2016	KC 0 at CHI 1	L		
Game #22	07/16/2016	KC 0 at COL 1	L		
Game #23	07/24/2016	KC 3 vs SEA 0	W	Dwyer 9 (Espinoza 4, Zusi 4) 21; Peterson 2 (Abdul-Salaam 5, Opara 2) 48+; Dwyer 10 (unassisted) 79	
Game #24	07/31/2016	KC 1 vs POR 0	W	Peterson 3 (Feilhaber 5) 50	
Game #25	08/07/2016	KC 0 at POR 3	L		
Game #26	08/13/2016	KC 2 at DAL 2	T	Dwyer 11 (Davis 1, Feilhaber 6) 68; Dwyer 12 (unassisted) 73	
Game #27	08/20/2016	KC 2 vs VAN 0	W	Peterson 4 (Coelho 1, Feilhaber 7) 39; Feilhaber 6 (penalty kick) 64	
Game #28	08/27/2016	KC 0 at PHI 2	L		
Game #29	09/09/2016	KC 3 vs HOU 3	T	Peterson 5 (unassisted) 14; Espinoza 1 (unassisted) 26; Dwyer 13 (Espinoza 5, Feilhaber 8) 81	
Game #30	09/18/2016	KC 2 vs LA 2	T	Peterson 6 (Dwyer 3) 50; Dwyer 14 (Abdul-Salaam 6, Feilhaber 9) 69	
Game #31	09/24/2016	KC 2 at SJ 1	W	Dwyer 15 (Nagamura 1, Feilhaber 10) 7; Ellis 1 (Opara 3, Feilhaber 11) 81	
Game #32	10/01/2016	KC 1 at NE 3	L	Dwyer 16 (Ellis 1, Feilhaber 12) 49	
Game #33	10/16/2016	KC 0 at RSL 0	T		
Game #34	10/23/2016	KC 2 vs SJ 0	W	Feilhaber 7 (penalty kick) 27; Zusi 2 (Feilhaber 13) 88	



# SPORTING KANSAS CITY

## SPORTING KANSAS CITY – CUP COMPETITIONS – GAME-BY-GAME

#	Player	U.S. OPEN CUP		2016/17 CONCACAF CHAMPIONS LEAGUE		2016/17 CONCACAF CHAMPIONS LEAGUE	
		4R	5R	GrpC CENT	GrpC VAN	GrpC VAN	GrpC CENT
1	Jon Kempin	2-1	1-3	2-2	0-3	1-2	3-1
2	Erik Palmer-Brown			90G	90G		
3	Ike Opara	120D				90D	90D
4	Kevin Ellis		90D				
5	Matt Besler		90D				
6	Paulo Nagamura			67M	90M	90M	29D
7	Chance Myers						
8	Graham Zusi		90F				
9	Diego Rubio	15	71F				
10	Benny Feilhaber	120M	90M				
11	Brad Davis	30	32				
12	Nuno Andre Coelho						90D
13	Amadou Dia						90M
14	Benji Joya						
15	Dom Dwyer	105F	19				
16	Seth Sinovic					61	20
17	Lawrence Olum	120D	90D				
18	Saad Abdul-Salaam	99D					
19	Justin Mapp						
20	Connor Hallisey	120F	90F				
21	Emmanuel Appiah						
22	Ever Alvarado						
23	Roger Espinoza	120G	90G				
24	Tim Melia	120M	90M				
25	Nansel Selbol						
26	Ualefi						
27	Jacob Peterson	90F					
28	Cameron Porter						
29	Tomas Granitto						
30	Kris Tyrpak						
31	Amer Didic						
32	Tyler Pasher						
33	Alex Molano						
34	Soni Mustivar	120M	58M				
35	Jimmy Medranda	120D	90D				
36	Jordi Quintilla						
37	U.S. OPEN CUP						
38	06/15/2016	KC 2	at MINUTD 1				
39	06/29/2016	KC 1	at HOU 3				
40							
41							
42							
43							
44							
45							
46							
47							
48							
49							
50							
51							
52							
53							
54							
55							
56							
57							
58							
59							
60							
61							
62							
63							
64							
65							
66							
67							
68							
69							
70							
71							
72							
73							
74							
75							
76							
77							
78							
79							
80							
81							
82							
83							
84							
85							
86							
87							
88							
89							
90							
91							
92							
93							
94							
95							
96							
97							
98							
99							
100							
101							
102							
103							
104							
105							
106							
107							
108							
109							
110							
111							
112							
113							
114							
115							
116							
117							
118							
119							
120							
121							
122							
123							
124							
125							
126							
127							
128							
129							
130							
131							
132							
133							
134							
135							
136							
137							
138							
139							
140							
141							
142							
143							
144							
145							
146							
147							
148							
149							
150							
151							
152							
153							
154							
155							
156							
157							
158							
159							
160							
161							
162							
163							
164							
165							
166							
167							
168							
169							
170							
171							
172							
173							
174							
175							
176							
177							
178							
179							
180							
181							
182							
183							
184							
185							
186							
187							
188							
189							
190							
191							
192							
193							
194							
195							
196							
197							
198							
199							
200							
201							
202							
203							
204							
205							
206							
207							
208							
209							
210							
211							
212							
213							
214							
215							
216							
217							
218							
219							
220							
221							
222							
223							
224							
225							
226							
227							
228							
229							
230							
231				</			





# LA GALAXY

## 2016 RECORD

	GP	W-L-T	PTS	GF	GA
Galaxy	34	12-6-16	52	54	39

## RECORD at STUBHUB CENTER

	GP	W-L-T	PTS	GF	GA
	17	8-1-8	32	32	18

## RECORD on road

	GP	W-L-T	PTS	GF	GA
	17	4-5-8	20	22	21

## RECORD at the half

	W	L	T
LEADING	7	0	2
TIED	4	4	13
TRAILING	1	2	1

## RECORD with the first goal

	W	L	T
SCORING	8	2	5
CONCEDING	4	4	6

## TEAM COMPARISONS

	FOR	AGAINST
GOALS SCORED	1.59 (4th)	1.15 (18th)
TOTAL SHOTS	10.53 (20th)	15.28 (1st)
SHOTS ON GOAL	4.18 (17th)	5.00 (6th)
SHOOTING ACCURACY	39.7% (2nd)	32.5% (18th)
SCORING %AGE	15.1% (1st)	7.5% (20th)
FOULS	10.62 (17th)	11.59 (15th)
CORNER KICKS	4.06 (19th)	5.15 (6th)
OFFSIDE	1.74 (14th)	2.24 (10th)

## GOALS SCORED IN GAME

GP	0	1	2	3	4+	TOT	AVG
34	9	9	9	2	5	54	1.59

## GOALS ALLOWED IN GAME

GP	0	1	2	3	4+	TOT	AVG
34	9	15	7	2	1	39	1.15

## GOALS BY INTERVALS

	TOT	0-15	16-30	31-45+	46-60	61-75	76-90+
FOR	54	10	5	9	7	9	14
AGAINST	39	4	4	5	6	10	10

## WHERE THE GOALS COME FROM

	FOR	AGAINST
GOALS SCORED	54	39
MINUTES PER GOAL	57	78

## HOW SCORED

RIGHT FOOT	18	20
LEFT FOOT	28	11
HEADERS	8	8
OTHER	0	0

## TYPE OF PLAY

OPEN PLAY	30	20
CROSS	9	4
CORNER	3	4
REBOUND	3	5
PENALTIES	4	3
DIRECT FROM FREE KICK	0	1
FREE KICK (INDIRECT)	3	2
OWN GOALS	2	0

## DISTANCE

INSIDE GOAL AREA	15	9
INSIDE PENALTY AREA	34	22
OUTSIDE PENALTY AREA	5	8

## PRIMARY TEAM





# LA GALAXY

No.	Player	Pos	Ht	Wt	Birthdate	Birthplace	2016				CAREER			
							GP	GS	G	A	GP	GS	G	A
1	<b>Dan Kennedy</b>	<b>GK</b>	<b>6-1</b>	<b>200</b>	<b>07/22/1982</b>	<b>Fullerton, CA</b>	3	2	0	0	163	160	0	0
MLS Season: 8. Last club: FC Dallas														
3	<b>Ashley Cole</b>	<b>DF</b>	<b>5-9</b>	<b>146</b>	<b>12/20/1980</b>	<b>Stepney, England</b>	26	25	1	0	26	25	1	0
MLS Season: 1. Last club: AS Roma (Italy)														
5	<b>Jose Villarreal</b>	<b>FW</b>	<b>5-8</b>	<b>160</b>	<b>09/10/1993</b>	<b>Inglewood, CA</b>	3	0	0	0	56	21	5	6
Homegrown Player. MLS Season: 5.														
6	<b>Baggio Husidic</b>	<b>MF</b>	<b>6-1</b>	<b>165</b>	<b>05/19/1987</b>	<b>Velika Kladusa, Yugoslavia</b>	29	16	2	2	137	95	14	17
MLS Season: 7. Last club: Hammarby (Sweden)														
7	<b>Robbie Keane</b>	<b>FW</b>	<b>5-9</b>	<b>160</b>	<b>07/08/1980</b>	<b>Dublin, Ireland</b>	17	16	10	2	125	119	83	45
Designated Player. MLS Season: 6. Last club: Tottenham Hotspur (England). International: Rep. Ireland														
8	<b>Steven Gerrard</b>	<b>MF</b>	<b>6-0</b>	<b>183</b>	<b>05/30/1980</b>	<b>Liverpool, England</b>	21	18	3	11	34	31	5	14
Designated Player. MLS Season: 2. Last club: Liverpool FC (England)														
9	<b>Alan Gordon</b>	<b>FW</b>	<b>6-1</b>	<b>190</b>	<b>10/16/1981</b>	<b>Long Beach, CA</b>	22	7	3	1	245	129	52	28
MLS Season: 13. Last club: San Jose Earthquakes														
10	<b>Giovani dos Santos</b>	<b>FW</b>	<b>5-10</b>	<b>157</b>	<b>05/11/1989</b>	<b>Monterrey, Mexico</b>	28	27	14	12	38	37	17	17
Designated Player. MLS Season: 2. Last club: Villarreal (Spain). International: Mexico														
11	<b>Gyasi Zardes</b>	<b>MF</b>	<b>6-2</b>	<b>175</b>	<b>09/02/1991</b>	<b>Hawthorne, CA</b>	19	17	6	5	107	93	32	15
Homegrown Player. MLS Season: 4.														
12	<b>Brian Rowe</b>	<b>GK</b>	<b>6-1</b>	<b>185</b>	<b>11/16/1988</b>	<b>Chicago, IL</b>	31	30	0	0	45	44	0	0
MLS Season: 5.														
14	<b>Robbie Rogers</b>	<b>DF</b>	<b>5-10</b>	<b>165</b>	<b>05/12/1987</b>	<b>Rancho Palos Verdes, CA</b>	21	19	1	2	184	160	15	24
MLS Season: 9. Last club: Leeds United (England)														
15	<b>Ariel Lassiter</b>	<b>FW</b>	<b>5-10</b>	<b>155</b>	<b>09/27/1994</b>	<b>Turrialba, Costa Rica</b>	3	2	0	0	4	2	0	0
MLS Season: 1. Last club: LA Galaxy II (USL)														
17	<b>Sebastian Lletget</b>	<b>MF</b>	<b>5-10</b>	<b>165</b>	<b>09/03/1992</b>	<b>San Francisco, CA</b>	31	23	1	8	51	40	8	10
MLS Season: 2. Last club: West Ham United FC (England)														
18	<b>Mike Magee</b>	<b>MF</b>	<b>5-10</b>	<b>160</b>	<b>09/02/1984</b>	<b>Chicago, IL</b>	30	16	6	4	316	225	70	38
MLS Season: 13. Last club: Chicago Fire. 2003 SuperDraft: Round 1, Pick 4 (Project-40).														
20	<b>A.J. DeLaGarza</b>	<b>DF</b>	<b>5-9</b>	<b>150</b>	<b>11/04/1987</b>	<b>Bryans Road, MD</b>	24	23	0	0	204	196	2	4
MLS Season: 8. 2009 SuperDraft: Round 2, Pick 19 (Maryland). International: Guam														
21	<b>Jeff Larentowicz</b>	<b>MF</b>	<b>6-1</b>	<b>175</b>	<b>08/05/1983</b>	<b>Pasadena, CA</b>	23	17	1	1	324	308	38	19
MLS Season: 12. Last club: Chicago Fire.														
22	<b>Leonardo</b>	<b>DF</b>	<b>6-2</b>	<b>185</b>	<b>02/05/1988</b>	<b>Sao Paulo, Brazil</b>	4	4	0	0	85	79	2	0
MLS Season: 5. Last club: Sao Paulo FC (Brazil)														
24	<b>Emmanuel Boateng</b>	<b>FW</b>	<b>5-6</b>	<b>150</b>	<b>01/17/1994</b>	<b>Accra, Ghana</b>	26	17	2	5	26	17	2	5
MLS Season: 1. Last club: Helsingborgs IF (Sweden)														
25	<b>Rafael Garcia</b>	<b>MF</b>	<b>5-6</b>	<b>150</b>	<b>12/19/1988</b>	<b>Granada Hills, CA</b>	6	2	0	0	27	7	0	0
MLS Season: 4. 2012 Supplemental Draft: Round 2, Pick 38 (Cal State-Northridge)														
26	<b>Landon Donovan</b>	<b>MF</b>	<b>5-8</b>	<b>155</b>	<b>03/04/1982</b>	<b>Ontario, CA</b>	6	2	1	0	340	315	145	136
MLS Season: 15. Last club: Bayer Leverkusen (Germany)														
27	<b>David Romney</b>	<b>DF</b>	<b>6-2</b>	<b>190</b>	<b>06/12/1993</b>	<b>Irvine, CA</b>	10	8	0	1	15	10	0	1
MLS Season: 2. Last club: LA Galaxy II														
31	<b>Clement Diop</b>	<b>GK</b>	<b>6-1</b>	<b>165</b>	<b>10/12/1993</b>	<b>Paris, France</b>	2	2	0	0	2	2	0	0
MLS Season: 1. Last club: LA Galaxy II														
32	<b>Jack McBean</b>	<b>FW</b>	<b>6-0</b>	<b>175</b>	<b>12/15/1994</b>	<b>Newport Beach, CA</b>	2	1	0	0	19	9	2	2
Homegrown Player. MLS Season: 6. Last club: LA Galaxy II														
36	<b>Oscar Sorto</b>	<b>DF</b>	<b>5-8</b>	<b>155</b>	<b>08/13/1994</b>	<b>Los Angeles, CA</b>	0	0	0	0	4	3	0	0
Homegrown Player. MLS Season: 4.														
37	<b>Jelle Van Damme</b>	<b>DF</b>	<b>6-3</b>	<b>198</b>	<b>10/10/1983</b>	<b>Lokeren, Belgium</b>	28	28	0	4	28	28	0	4
MLS Season: 1. Last club: Standard Liege (Belgium)														
38	<b>Bradford Jamieson</b>	<b>FW</b>	<b>6-1</b>	<b>165</b>	<b>10/18/1996</b>	<b>Los Angeles, CA</b>	3	0	0	0	12	6	1	1
Homegrown Player. MLS Season: 3.														
40	<b>Raul Mendiola</b>	<b>FW</b>	<b>5-8</b>	<b>150</b>	<b>05/18/1994</b>	<b>Ciudad Juarez, Mexico</b>	6	5	0	0	9	5	0	0
Homegrown Player. MLS Season: 3.														
44	<b>Daniel Steres</b>	<b>DF</b>	<b>6-0</b>	<b>170</b>	<b>11/11/1990</b>	<b>Burbank, CA</b>	31	29	1	1	31	29	1	1
MLS Season: 1. Last club: LA Galaxy II														

HEAD COACH : Bruce Arena

09/21/1951

W202L121 T89



**LA GALAXY PLAYOFF HISTORY**

vs. Team	No. of Series	Series	W-L	GP	W-L-T	OT	ShO	GF	GA	Mtg.	Round	Series Result
Chicago	2	1-1	5	2-2-1	2-0-1	0-1	5	4	2001	Semifinals	Won 7 pts. to 1	
Chivas USA	1	1-0	2	1-0-1	0-0-0	0-0	3	2	2009	Quarterfinals	Won 1 games to 0	
Colorado	4	4-0	7	6-1-0	0-0-0	0-0	14	1	2005	Semifinals	Won 1 games to 0	
D.C. United	2	0-2	2	0-2-0	0-1-0	0-0	2	5	1999	MLS Cup '99	Lost MLS Cup '99	
FC Dallas	4	2-2	8	4-4-0	0-0-0	0-2	16	13	2010	Semifinals	Lost 1 games to 0	
Houston	3	3-0	3	3-0-0	1-0-0	0-0	6	1	2012	MLS Cup '12	Won MLS Cup '12	
Kansas City	4	2-2	9	5-3-1	2-0-1	1-0	14	15	2004	Semifinals	Lost 1 games to 0	
New England	3	3-0	3	3-0-0	3-0-0	0-0	4	1	2014	MLS Cup '14	Won MLS Cup '14	
New York	2	2-0	5	3-1-1	0-0-1	0-0	9	8	2011	Quarterfinals	Won 2 games to 0	
Real Salt Lake	4	2-2	6	3-2-1	0-2-0	0-1	10	4	2014	Quarterfinals	Won 1 games to 0	
San Jose	5	3-2	10	5-4-1	0-1-0	0-0	16	12	2012	Quarterfinals	Won Series Tie-Breaker	
Seattle	4	3-1	7	4-3-0	0-0-0	0-0	11	8	2015	Wild Card	Lost 1 games to 0	
Tampa Bay	1	1-0	2	2-0-0	0-0-0	0-0	6	2	2000	Quarterfinals	Won 6 pts. to 0	
Vancouver	1	1-0	1	1-0-0	0-0-0	0-0	2	1	2012	Wild Card	Won 1 games to 0	
<b>TOTALS</b>	<b>40</b>	<b>28-12</b>	<b>70</b>	<b>42-22-6</b>	<b>8-4-3</b>	<b>1-4</b>	<b>118</b>	<b>77</b>				

**LA GALAXY – ALL-TIME POSTSEASON RESULTS**

DATE	OPPONENT	RESULT	ATT.	W-L-T	RD.	GOALS:
09/26/1996	at San Jose	L 0-1	17,209	0-1-0	QTR	
09/29/1996	San Jose	W 2-0	27,833	1-1-0	QTR	Fraser (84); Hurtado (90)
10/02/1996	San Jose	W 2-0	30,231	2-1-0	QTR	Hurtado (31); Cienfuegos (36)
10/10/1996	Kansas City	W 2-1	25,212	3-1-0	SEM	Armas (48); Vanney (57)
10/13/1996	at Kansas City	W 1-1 (3-1)	11,041	4-1-0	SEM	Vanney (76)
10/20/1996	D.C. United	L 2-3 (OT)	34,643	4-2-0	FIN	Hurtado (5); Armas (56)
10/05/1997	Dallas	L 0-0 (0-2)	18,921	0-1-0	QTR	
10/08/1997	at Dallas	L 0-3	11,248	0-2-0	QTR	
10/01/1998	Dallas	W 6-1	10,047	1-0-0	QTR	Pena (10,69); Hermosillo (16,32); Cienfuegos (20); Welton (41)
10/04/1998	at Dallas	W 3-2	8,130	2-0-0	QTR	Hendrickson (80); Caligiuri (85); Mathis (88)
10/10/1998	Chicago	L 0-1	25,107	2-1-0	SEM	
10/16/1998	at Chicago	L 1-1 (1-2)	32,744	2-2-0	SEM	Pena (37)
10/17/1999	Colorado	W 3-0	16,307	1-0-0	QTR	Hendrickson (8); Vanney (52); Jones (57)
10/24/1999	at Colorado	W 2-0	6,542	2-0-0	QTR	Pena (74); Franchino (84)
10/31/1999	Dallas	W 2-1	17,372	3-0-0	SEM	Cienfuegos (39); Hendrickson (90)
11/07/1999	at Dallas	L 2-2 (3-4)	13,816	3-1-0	SEM	Hermosillo (13,54)
11/11/1999	Dallas	W 3-1	25,703	4-1-0	SEM	Vanney (3); Hermosillo (20); Cienfuegos (68)
11/21/1999	D.C. United	L 0-2	44,910	4-2-0	FIN	
09/14/2000	at Tampa Bay	W 1-0	5,583	1-0-0	QTR	Vanney (61)
09/20/2000	Tampa Bay	W 5-2	13,851	2-0-0	QTR	Hendrickson (14); Kelly (19); Hernandez (48); Cienfuegos (51); Jones (85)
09/29/2000	at Kansas City	T 0-0 (OT)	11,815	2-0-1	SEM	
10/03/2000	Kansas City	W 2-1 (OT)	20,849	3-0-1	SEM	Jones (16); Califf (93)
10/06/2000	at Kansas City	L 0-2 (ST)	8,320	3-1-1	SEM	
09/23/2001	MetroStars	T 1-1 (OT)	11,580	0-0-1	QTR	Caligiuri (63)
09/26/2001	at MetroStars	L 1-4	12,817	0-1-1	QTR	Victorine (4)
09/29/2001	MetroStars	W 4-2 (ST)	6,154	1-1-1	QTR	Victorine (21,33); Frye (56); Cienfuegos (98)
10/10/2001	at Chicago	T 1-1 (OT)	10,388	1-1-2	SEM	Hernandez (44)
10/13/2001	Chicago	W 1-0 (OT)	10,100	2-1-2	SEM	Vagenas (94)
10/17/2001	at Chicago	W 2-1 (OT)	13,444	3-1-2	SEM	Califf (44); Cienfuegos (98)
10/21/2001	San Jose	L 1-2 (OT)	21,626	3-2-2	FIN	Hernandez (21)
09/25/2002	Kansas City	W 3-2(OT)	14,585	1-0-0	QTR	Ruiz (62,99); Jones (85)
09/28/2002	at Kansas City	L 1-4	9,484	1-1-0	QTR	Albright (71)
10/02/2002	Kansas City	W 5-2	14,713	2-1-0	QTR	Ruiz (34,66); Jones (46,62); Tennyson (93)
10/05/2002	Colorado	W 4-0	24,742	1-0-0	SEM	Califf (21); Ruiz (24,84); Hendrickson (71)
10/09/2002	at Colorado	W 1-0	12,367	2-0-0	SEM	Ruiz (64)
10/20/2002	New England	W 1-0(OT)	61,316	1-0-0	FIN	Ruiz (113)
11/01/2003	San Jose	W 2-0	20,201	1-0-0	QTR	Victorine (59); Ruiz (62)
11/09/2003	at San Jose	L 2-5 (ST)	14,145	1-1-0	QTR	Ruiz (7); Vagenas (13)
10/22/2004	at Colorado	L 0-1	8,028	0-1-0	QTR	
10/30/2004	Colorado	W 2-0	20,026	1-1-0	QTR	Ruiz (30); Marshall (45)
11/05/2004	at Kansas City	L 0-2	11,931	1-2-0	SEM	
10/23/2005	San Jose	W 3-1	17,466	1-0-0	QTR	Gomez (13); Donovan (39,87)
10/29/2005	at San Jose	T 1-1	17,824	1-0-1	QTR	Grabavoy (67)
11/05/2005	at Colorado	W 2-0	12,789	2-0-1	SEM	Donovan (28,88)
11/13/2005	at New England	W 1-0 (OT)	21,193	3-0-1	FIN	Ramirez (105)
11/01/2009	at Chivas USA	T 2-2	25,218	0-0-1	QTR	LA: Magee (14) Donovan (41); CHV: Santos (4) Galindo (50)
11/08/2009	Chivas USA	W 1-0	27,000	1-0-1	QTR	LA: Donovan (73)
11/13/2009	Houston	W 2-0 (OT)	25,373	2-0-1	SEM	LA: Berhalter (103) Donovan (109)
11/22/2009	Real Salt Lake	L 1-1 (OT)	46,011	2-1-1	FIN	LA: Magee (41); RSL: Findley (64)



# LA GALAXY

DATE	OPPONENT	RESULT	ATT.	W-L-T	RD.	GOALS:
10/31/2010	at Seattle	W 1-0	35,521	1-0-0	QTR	LA: Buddle (38)
11/07/2010	Seattle	W 2-1	27,000	2-0-0	QTR	LA: Buddle (19) Gonzalez (27); SEA: Zakuani (86)
11/14/2010	FC Dallas	L 0-3	27,000	2-1-0	SEM	DAL: Ferreira (26) John (54) Chavez (73)
10/30/2011	at New York	W 1-0	22,663	1-0-0	QTR	LA: Magee (15)
11/03/2011	New York	W 2-1	27,000	2-0-0	QTR	LA: Magee (42) Donovan (75); NY: Rodgers (4)
11/06/2011	Real Salt Lake	W 3-1	23,437	3-0-0	SEM	LA: Donovan (23) Magee (58) Keane (68); RSL: Saborio (25)
11/20/2011	Houston	W 1-0	30,281	4-0-0	FIN	LA: Donovan (72)
11/01/2012	Vancouver	W 2-1	14,703	1-0-0	WC	LA: Magee (69) Donovan (73); VAN: Mattocks (3)
11/04/2012	San Jose	L 0-1	27,000	1-1-0	QTR	SJ: Bernardez (94+)
11/07/2012	at San Jose	W 3-1	10,744	2-1-0	QTR	LA: Keane (21,34) Magee (39); SJ: Gordon (82)
11/11/2012	Seattle	W 3-0	27,000	3-1-0	SEM	LA: Keane (46+,67) Magee (64)
11/18/2012	at Seattle	L 1-2	44,575	3-2-0	SEM	LA: Keane (68); SEA: Johnson (12) Scott (57)
12/01/2012	Houston	W 3-1	30,510	4-2-0	FIN	LA: Gonzalez (60) Donovan (65) Keane (94+); HOU: Carr (44)
11/03/2013	Real Salt Lake	W 1-0	27,000	1-0-0	QTR	LA: Franklin (48)
11/07/2013	at Real Salt Lake	L 0-2 (OT)	19,042	1-1-0	QTR	RSL: Velasquez (35) Schuler (102)
11/01/2014	at Real Salt Lake	T 0-0	20,713	0-0-1	QTR	
11/09/2014	Real Salt Lake	W 5-0	27,000	1-0-1	QTR	LA: Donovan (10,54,72) Keane (20) Sarvas (63)
11/23/2014	Seattle	W 1-0	27,000	2-0-1	SEM	LA: Sarvas (52)
11/30/2014	at Seattle	L 1-2	46,758	2-1-1	SEM	LA: Juninho (54); SEA: Evans (26) Dempsey (32)
12/07/2014	New England	W 2-1 (OT)	27,000	3-1-1	FIN	LA: Zardes (52) Keane (111); NE: Tierney (79)
10/28/2015	at Seattle	L 2-3	39,537	0-1-0	WC	LA: Lletget (6) Zardes (22); SEA: Dempsey (5) Valdez (12) Friberg (73)

## CAREER POSTSEASON STATISTICS FOR CURRENT LA GALAXY PLAYERS

UNF	POS	PLAYER	GP	GS	MIN	G	A	SHT	SOG	PKG	PKA	SKG	SKA	FC	FS	OFF	CK	C	E
20	D	A.J. DeLaGarza	16	13	1271	0	2	3	0	0	0	0	0	18	13	0	0	1	0
26	M-F	Landon Donovan	41	41	3855	25	14	113	56	6	6	0	1	60	93	14	61	9	0
10	F	Giovani dos Santos	1	1	90	0	1	3	1	0	0	0	0	0	3	1	6	0	0
25	M	Rafael Garcia	1	0	7	0	0	0	0	0	0	0	0	1	0	0	0	1	0
8	M	Steven Gerrard	1	1	90	0	0	2	0	0	0	0	0	1	0	1	0	0	0
9	F	Alan Gordon	15	0	203	1	0	8	1	0	0	0	0	9	12	5	0	1	0
6	F-M	Baggio Husidic	7	2	241	0	0	6	0	0	0	0	0	6	1	0	0	2	0
7	F	Robbie Keane	18	18	1672	9	6	54	23	2	2	0	0	13	21	15	1	1	0
21	M	Jeff Larentowicz	19	17	1536	0	1	25	8	0	0	1	1	28	18	0	0	3	0
17	M	Sebastian Lletget	1	1	76	1	0	4	1	0	0	0	0	0	0	0	0	0	0
18	F	Mike Magee	20	18	1584	8	1	40	13	0	0	1	1	17	19	4	2	0	0
22	D	Leonardo	4	4	337	0	0	1	0	0	0	0	0	6	0	0	0	0	0
14	M-F	Robbie Rogers	17	16	1400	2	1	29	7	0	0	0	0	16	20	5	3	4	0
5	M	Jose Villarreal	2	0	21	0	0	2	0	0	0	0	0	1	0	0	0	0	0
11	F	Gyasi Zardes	8	8	780	2	1	18	5	0	0	0	0	11	7	5	1	0	0



**ALL-TIME LA GALAXY POSTSEASON STATISTICS (42-21-7, 130 PTS.)**

PLAYER	GP	GS	MIN	G	A							
Landon Donovan	27	27	2567	15	8	Zak Ibsen	9	4	379	0	0	
Carlos Ruiz	11	11	1023	11	2	Ugo Ihemelu	4	4	390	0	0	
Robbie Keane	18	18	1672	9	6	Guillermo Jara	1	0	12	0	0	
Mike Magee	17	17	1495	8	1	Hector Jimenez	2	1	81	0	0	
Mauricio Cienfuegos	35	34	2992	7	14	Harut Karapetyan	8	5	478	0	0	
Cobi Jones	45	43	3938	6	13	Chris Klein	4	2	184	0	0	
Ezra Hendrickson	29	25	2362	5	3	Dema Kovalenko	6	6	509	0	0	
Greg Vanney	26	25	2238	5	3	David Kramer	3	0	72	0	0	
Carlos Herмосillo	9	9	750	5	1	Leonardo	4	4	337	0	0	
Sasha Victorine	20	19	1715	4	2	Eddie Lewis	6	3	306	0	0	
Danny Pena	12	12	992	4	0	Ricky Lewis	1	0	1	0	0	
Luis Hernandez	10	8	808	3	5	Paulo Nagamura	4	3	369	0	0	
Danny Califf	19	18	1706	3	0	Joseph Ngwenya	1	1	57	0	0	
Eduardo Hurtado	7	6	589	3	0	Arash Noamouz	3	2	158	0	0	
Omar Gonzalez	25	25	2339	2	2	Curt Onalfo	3	1	150	0	0	
Marcelo Sarvas	13	9	931	2	2	Kofi Opore	2	2	195	0	0	
Peter Vagenas	19	17	1677	2	2	Jaime Penedo	7	7	690	0	0	
Paul Caligiuri	23	23	2022	2	1	Marvin Quijano	2	0	26	0	0	
Gyasi Zardes	8	8	780	2	1	Matt Reis	1	0	51	0	0	
Chris Armas	8	8	724	2	0	Donovan Ricketts	8	8	726	0	0	
Edson Buddle	12	10	870	2	0	Jorge Salcedo	7	5	474	0	0	
Sean Franklin	18	18	1710	1	4	Wellington Sanchez	3	0	68	0	0	
Juninho	20	19	1704	1	4	Marcelo Saragosa	5	4	283	0	0	
Chris Albright	14	9	933	1	3	Josh Saunders	11	10	954	0	0	
Tyrone Marshall	14	14	1328	1	2	Mark Semioli	5	5	406	0	0	
Welton	6	4	389	1	2	Michael Stephens	6	0	52	0	0	
Adam Frye	11	5	568	1	1	Ryan Suarez	1	0	9	0	0	
Clint Mathis	9	6	558	1	1	Brian Taylor	1	0	8	0	0	
Gregg Berhalter	5	4	426	1	0	Arturo Torres	4	2	246	0	0	
Joe Franchino	7	4	351	1	0	Jose Vasquez	1	0	23	0	0	
Robin Fraser	21	21	1832	1	0	Jose Villarreal	2	0	21	0	0	
Herculez Gomez	4	4	380	1	0	Sebastien Vorbe	3	0	31	0	0	
Ned Grabavoy	4	4	298	1	0	Brad Wilson	1	0	2	0	0	
Brian Kelly	4	4	298	1	0	Team totals	70	70	6573	118	124	
Sebastian Lletget	1	1	76	1	0	Opponent totals	70	70	6573	77	81	
Guillermo Ramirez	1	0	54	1	0	GALAXY INDIVIDUAL GOALKEEPING						
McKinley Tennyson	2	0	5	1	0	GOALKEEPER	GP	GS	SV	GA	GAA	SO
David Beckham	17	17	1539	0	8	David Kramer	3	0	2	0	0.00	1
Simon Elliott	25	21	1992	0	6	Matt Reis	1	0	0	0	0.00	1
Roy Myers	6	6	466	0	4	Jaime Penedo	7	7	22	5	0.65	4
Martin Machon	6	6	507	0	3	Josh Saunders	11	10	30	8	0.75	3
A.J. DeLaGarza	16	13	1271	0	2	Jorge Campos	6	6	25	6	0.99	1
Hong Myung-Bo	2	2	186	0	2	Kevin Hartman	39	39	137	48	1.20	12
Alexi Lalas	10	7	650	0	2	Donovan Ricketts	8	8	26	10	1.24	3
Alejandro Moreno	9	7	564	0	2	Team totals	70	70	247	77	1.05	25
Jorge Campos	6	6	544	0	1	Opponent totals	70	70	239	118	1.62	13
Giovani dos Santos	1	1	90	0	1							
Kevin Hartman	39	39	3592	0	1							
Stefan Ishizaki	4	4	334	0	1							
Steve Jolley	6	4	435	0	1							
Jovan Kirovski	8	4	492	0	1							
Tommy Meyer	8	7	683	0	1							
Brian Mullan	8	1	184	0	1							
Ante Razov	5	4	251	0	1							
Robbie Rogers	8	8	661	0	1							
Craig Waibel	5	2	245	0	1							
Christian Wilhelmsson	4	3	244	0	1							
Alex Cazumba	1	0	35	0	0							
Chad Barrett	3	3	211	0	0							
Chris Birchall	9	3	374	0	0							
Tristan Bowen	1	0	19	0	0							
Paul Broome	3	2	209	0	0							
Dan Calichman	8	7	594	0	0							
Paolo Cardozo	1	0	1	0	0							
Pablo Chinchilla	1	1	90	0	0							
Brian Ching	2	0	6	0	0							
Laurent Courtois	1	0	9	0	0							
Adam Cristman	3	1	89	0	0							
Ednaldo da Conceicao	4	0	25	0	0							
Todd Dunivant	20	19	1810	0	0							
Rafael Garcia	1	0	7	0	0							
Dan Gargan	5	2	254	0	0							
John Garvey	1	0	6	0	0							
Seth George	1	0	3	0	0							
Steven Gerrard	1	1	90	0	0							
Alan Gordon	13	0	161	0	0							
Daniel Hernandez	1	0	18	0	0							
Andreas Herzog	1	0	31	0	0							
Baggio Husidic	5	1	149	0	0							





# LA GALAXY

## LA GALAXY INDIVIDUAL HIGH GAMES (2016)

<b>Goals</b>			
2	7 times		
<b>Assists</b>			
2	7 times		
<b>Shots</b>			
6	Steven Gerrard	06/25/2016	at SJ T 1-1
6	Giovani dos Santos	09/25/2016	vs. SEA L 2-4
<b>Shots on Goal</b>			
3	13 times		
<b>Fouls Committed</b>			
5	Jeff Larentowicz	06/25/2016	at SJ T 1-1
5	Jeff Larentowicz	07/15/2016	vs. HOU W 1-0
5	Rafael Garcia	09/11/2016	vs. ORL W 4-2
<b>Fouls Suffered</b>			
4	6 times		
<b>Offside</b>			
3	Robbie Keane	07/15/2016	vs. HOU W 1-0
3	Robbie Keane	07/31/2016	at SEA T 1-1
3	Giovani dos Santos	08/24/2016	at CHI T 2-2
3	Alan Gordon	09/11/2016	vs. ORL W 4-2
<b>Saves</b>			
7	Brian Rowe	03/12/2016	at COL L 0-1
7	Brian Rowe	09/03/2016	vs. CLB W 2-1
<b>Shots Faced</b>			
8	Brian Rowe	03/12/2016	at COL L 0-1
8	Brian Rowe	05/08/2016	vs. NE W 4-2
8	Brian Rowe	09/03/2016	vs. CLB W 2-1
8	Brian Rowe	09/07/2016	at RSL T 3-3
<b>Goals Allowed</b>			
4	Brian Rowe	09/25/2016	vs. SEA L 2-4

## LA GALAXY INDIVIDUAL POSTSEASON HIGH GAMES (1996-2015)

<b>Goals</b>			
3	Landon Donovan	11/09/2014	vs. RSL W 5-0
<b>Assists</b>			
3	Mauricio Cienfuegos	10/01/1998	vs. DAL W 6-1
3	Martin Machon	10/01/1998	vs. DAL W 6-1
3	Luis Hernandez	09/20/2000	vs. TB W 5-2
3	Robbie Keane	11/09/2014	vs. RSL W 5-0
<b>Shots</b>			
9	Carlos Ruiz	09/25/2002	vs. KC W 3-2
9	Carlos Ruiz	10/20/2002	vs. NE W 1-0
9	Herculez Gomez	11/13/2005	at NE W 1-0
<b>Shots on Goal</b>			
6	Carlos Ruiz	09/25/2002	vs. KC W 3-2
<b>Fouls Committed</b>			
7	Greg Vanney	09/14/2000	at TB W 1-0
7	Carlos Ruiz	10/30/2004	vs. COL W 2-0
<b>Fouls Suffered</b>			
7	Cobi Jones	11/21/1999	vs. DC L 0-2
7	Carlos Ruiz	10/05/2002	vs. COL W 4-0
7	Landon Donovan	11/22/2009	vs. RSL L 1-1
<b>Offside</b>			
6	Luis Hernandez	09/14/2000	at TB W 1-0
<b>Saves</b>			
8	Kevin Hartman	09/29/2000	at KC T 0-0
8	Donovan Ricketts	10/31/2010	at SEA W 1-0
<b>Shots Faced</b>			
9	Kevin Hartman	09/26/2001	at MET L 1-4
9	Kevin Hartman	11/09/2003	at SJ L 2-5
<b>Goals Allowed</b>			
5	Kevin Hartman	11/09/2003	at SJ L 2-5

## TEAM HIGH GAMES (2016)

<b>Goals</b>			
5	04/23/2016	vs. RSL	W 5-2
<b>Assists</b>			
6	04/23/2016	vs. RSL	W 5-2
6	09/11/2016	vs. ORL	W 4-2
<b>Shots</b>			
20	09/25/2016	vs. SEA	L 2-4
<b>Shots on Goal</b>			
12	04/23/2016	vs. RSL	W 5-2
<b>Fouls Committed</b>			
20	09/11/2016	vs. ORL	W 4-2
<b>Fouls Suffered</b>			
22	03/19/2016	vs. SJ	W 3-1
<b>Corner Kicks</b>			
10	08/13/2016	vs. COL	T 1-1
<b>Offside</b>			
5	09/11/2016	vs. ORL	W 4-2
<b>Saves</b>			
7	03/12/2016	at COL	L 0-1
7	09/03/2016	vs. CLB	W 2-1
<b>Shots Faced</b>			
8	6 times		
<b>Goals Allowed</b>			
4	09/25/2016	vs. SEA	L 2-4

## LA GALAXY TEAM POSTSEASON HIGH GAMES (1996-2015)

<b>Goals</b>			
6	10/01/1998	vs. DAL	W 6-1
<b>Assists</b>			
9	10/01/1998	vs. DAL	W 6-1
<b>Shots</b>			
29	09/23/2001	vs. MET	T 1-1
<b>Shots on Goal</b>			
13	10/01/1998	vs. DAL	W 6-1
<b>Fouls Committed</b>			
29	10/13/2001	vs. CHI	W 1-0
<b>Fouls Suffered</b>			
26	10/06/2000	at KC	L 0-2
26	10/05/2002	vs. COL	W 4-0
<b>Corner Kicks</b>			
12	11/07/2013	at RSL	L 0-2
<b>Offside</b>			
10	09/20/2000	vs. TB	W 5-2
<b>Saves</b>			
8	09/29/2000	at KC	T 0-0
8	10/31/2010	at SEA	W 1-0
<b>Shots Faced</b>			
9	09/26/2001	at MET	L 1-4
9	11/09/2003	at SJ	L 2-5
<b>Goals Allowed</b>			
5	11/09/2003	at SJ	L 2-5

## TEAM LOW GAMES (2016)

<b>Shots</b>			
1	06/02/2016	vs. KC	T 0-0
<b>Shots on Goal</b>			
0	06/02/2016	vs. KC	T 0-0
<b>Fouls Committed</b>			
5	09/18/2016	at KC	T 2-2
<b>Fouls Suffered</b>			
4	09/03/2016	vs. CLB	W 2-1
4	10/16/2016	at HOU	W 1-0
<b>Corner Kicks</b>			
0	06/02/2016	vs. KC	T 0-0
0	06/25/2016	at SJ	T 1-1
0	09/18/2016	at KC	T 2-2
0	10/01/2016	at DAL	L 0-1
<b>Offside</b>			
9	times		

<b>Saves</b>			
0	05/01/2016	at KC	T 1-1

<b>Shots Faced</b>			
1	05/01/2016	at KC	T 1-1

## TEAM POSTSEASON LOW GAMES (1996-2015)

<b>Shots</b>			
3	11/01/2014	at RSL	T 0-0
<b>Shots on Goal</b>			
1	09/29/2000	at KC	T 0-0
1	11/01/2014	at RSL	T 0-0
<b>Fouls Committed</b>			
8	11/03/2011	vs. NY	W 2-1
8	11/07/2012	at SJ	W 3-1
8	11/09/2014	vs. RSL	W 5-0
<b>Fouls Suffered</b>			
5	11/30/2014	at SEA	L 1-2
<b>Corner Kicks</b>			
1	09/14/2000	at TB	W 1-0
1	10/29/2005	at SJ	T 1-1
1	10/30/2011	at NY	W 1-0
1	11/07/2012	at SJ	W 3-1
<b>Offside</b>			
0	7 times		
<b>Saves</b>			
1	13 times		
<b>Shots Faced</b>			
1	6 times		



2016 LA GALAXY STATISTICS (12-6-16, 52 pts.)

UNF	POS	PLAYER	GP	GS	MIN	G	A	SHT	SOG	FC	FS	OFF	CK	C	E
10	F	Giovani dos Santos	28	27	2350	14	12	63	31	17	24	12	37	3	0
7	F	Robbie Keane	17	16	1426	10	2	40	21	7	17	20	5	1	0
11	M	Gyasi Zardes	19	17	1604	6	5	24	15	10	32	2	0	1	0
18	M	Mike Magee	30	16	1467	6	4	33	18	15	21	3	34	1	0
8	M	Steven Gerrard	21	18	1491	3	11	32	11	20	15	0	40	2	0
9	F	Alan Gordon	22	7	710	3	1	15	6	18	13	7	0	2	0
24	F	Emmanuel Boateng	26	17	1547	2	5	20	9	14	11	4	4	1	0
6	M	Baggio Husidic	29	16	1556	2	2	12	4	21	20	1	3	2	0
17	M	Sebastian Lletget	31	23	2057	1	8	29	8	20	45	3	2	1	0
14	D	Robbie Rogers	21	19	1655	1	2	6	4	22	26	0	0	2	0
21	M	Jeff Larentowicz	23	17	1501	1	1	11	1	33	14	0	0	5	0
44	D	Daniel Steres	31	29	2656	1	1	9	2	30	14	0	0	5	0
3	D	Ashley Cole	26	25	2227	1	0	8	2	22	31	3	0	3	2
26	M	Landon Donovan	6	2	233	1	0	4	1	2	2	0	9	1	0
37	D	Jelle Van Damme	28	28	2436	0	4	24	2	44	15	3	0	9	0
27	D	David Romney	10	8	730	0	1	1	0	4	7	0	0	1	0
34	M	Nigel de Jong	18	18	1561	0	0	16	5	20	28	1	0	3	1
20	D	A.J. DeLaGarza	24	23	2064	0	0	3	1	21	21	0	0	5	0
31	G	Clement Diop	2	2	180	0	0	0	0	0	0	0	0	0	0
25	M	Rafael Garcia	6	2	269	0	0	0	0	5	2	0	0	1	0
38	F	Bradford Jamieson	3	0	39	0	0	1	1	2	0	0	0	0	0
1	G	Dan Kennedy	3	2	115	0	0	0	0	0	0	0	0	1	0
15	F	Ariel Lassiter	3	2	133	0	0	3	0	0	0	0	0	0	0
22	D	Leonardo	4	4	360	0	0	0	0	8	1	0	0	0	0
32	F	Jack McBean	2	1	99	0	0	2	0	2	4	0	0	0	0
40	F	Raul Mendiola	6	5	375	0	0	2	0	2	5	0	2	1	0
12	G	Brian Rowe	31	30	2765	0	0	0	0	1	7	0	0	0	0
5	F	Jose Villarreal	3	0	17	0	0	0	0	1	0	0	2	1	0
36	D	Oscar Sorto	0	0	0	0	0	0	0	0	0	0	0	0	0
		Own-goals received				2									
		Team totals	34	34	3060	54	59	358	142	361	394	59	138	52	3
		Opponent totals	34	34	3060	39	32	523	170	394	361	76	175	45	2

GAME-WINNING GOALS: Robbie Keane 3, Gyasi Zardes 2, Giovani dos Santos 2, Mike Magee 1  
 Baggio Husidic 1, Alan Gordon 1, Steven Gerrard 1, Emmanuel Boateng 1

GAME-WINNING ASSISTS: Gyasi Zardes 3, Giovani dos Santos 2, Jelle Van Damme 1, David Romney 1  
 Robbie Rogers 1, Sebastian Lletget 1, Steven Gerrard 1, Emmanuel Boateng 1

PENALTY KICK GOALS/ATTEMPTS: Robbie Keane 3-4, Steven Gerrard 0-1, Giovani dos Santos 1-1

LA GALAXY INDIVIDUAL GOALKEEPING

UNF	POS	GOALKEEPER	GP	GS	MIN	SHTS	SV	GA	GAA	PG	PA	W	L	T	SO
12	G	Brian Rowe	31	30	2765	148	113	33	1.07	2	3	12	5	14	9
31	G	Clement Diop	2	2	180	15	11	3	1.50	1	1	0	1	1	0
1	G	Dan Kennedy	3	2	115	7	4	3	2.35	0	0	0	0	1	0
		Team totals	34	34	3060	170	128	39	1.15	3	4	12	6	16	9
		Opponent totals	34	34	3060	142	86	54	1.59	4	6	6	12	16	9

\* = Played with other teams in 2016. Only LA Galaxy statistics listed here.



LA GALAXY 2016 SCHEDULE

DAY	DATE	OPPONENT	RESULT	ATT.	W-L-T	POS.	PTS	NOTES:
Sun.	Mar. 6	D.C. United	W 4-1	25,667	1-0-0	T1	3	LA: Steres (54) Magee (64,87) Keane (83); DC: Neagle (5)
Sat.	Mar. 12	at Colorado	L 0-1	17,474	1-1-0	T4	3	COL: Pappa (95+)
Sat.	Mar. 19	San Jose	W 3-1	25,667	2-1-0	T1	6	LA: Zardes (56,62) Keane (91+); SJ: Wondolowski (89)
Sat.	Apr. 2	at Vancouver	T 0-0	27,038	2-1-1	T4	7	
Sun.	Apr. 10	Portland	T 1-1	25,667	2-1-2	T4	8	LA: own goal (84); POR: Adi (52)
Fri.	Apr. 15	at Houston	W 4-1	20,563	3-1-2	T3	11	LA: dos Santos (4,31) Husidic (21) Zardes (49); HOU: Horst (0:58)
Sat.	Apr. 23	Real Salt Lake	W 5-2	25,867	4-1-2	T3	14	LA: Zardes (19) Magee (26) Boateng (41) dos Santos (45) Gerrard (91+); RSL: Martinez (16) Morales (70)
Sun.	May 1	at Sporting KC	T 1-1	19,431	4-1-3	T4	15	LA: dos Santos (42); KC: Davis (30)
Sun.	May 8	New England	W 4-2	21,237	5-1-3	2	18	LA: Keane (13,45) dos Santos (24) Gerrard (93+); NE: Rowe (67) Agudelo (70)
Wed.	May 11	at Philadelphia	T 2-2	17,985	5-1-4	3	19	LA: Rogers (15) Magee (47); PHI: Nogueira (4) Rosenberry (63)
Sun.	May 22	San Jose	T 1-1	27,167	5-1-5	T3	20	LA: own goal (83); SJ: Alashe (87)
Sat.	May 28	at Montreal	L 2-3	20,801	5-2-5	T4	20	LA: dos Santos (8) Magee (58); MTL: Piatti (26) Ontivero (56) Drogba (94+)
Thu.	June 2	Sporting KC	T 0-0	19,651	5-2-6	T4	21	
Sat.	June 18	at Toronto FC	L 0-1	30,025	5-3-6	T4	21	TOR: Moor (76)
Wed.	June 22	Colorado	T 0-0	21,884	5-3-7	4	22	
Sat.	June 25	at San Jose	T 1-1	50,816	5-3-8	5	23	LA: dos Santos (69); SJ: Barrett (90)
Mon.	July 4	Vancouver	W 2-0	27,167	6-3-8	4	26	LA: Keane (12) Larentowicz (47)
Sat.	July 9	at Seattle	W 1-0	40,813	7-3-8	T3	29	LA: Keane (15)
Fri.	July 15	Houston	W 1-0	25,667	8-3-8	3	32	LA: Gerrard (66)
Sat.	July 23	at Portland	W 2-1	21,144	9-3-8	3	35	LA: Keane (7) Zardes (11); POR: Valentin (41)
Sun.	July 31	at Seattle	T 1-1	48,458	9-3-9	3	36	LA: Lletget (78); SEA: Roldan (49)
Sun.	Aug. 7	New York Red Bull	T 2-2	25,671	9-3-10	T3	37	LA: Magee (80) Cole (89); NYR: Veron (68) Davis (74)
Sat.	Aug. 13	Colorado	T 1-1	25,667	9-3-11	3	38	LA: dos Santos (62); COL: Gashi (51)
Sat.	Aug. 20	at New York City	L 0-1	35,509	9-4-11	T4	38	NYC: Villa (6)
Wed.	Aug. 24	at Chicago	T 2-2	16,179	9-4-12	4	39	LA: Zardes (31) dos Santos (69); CHI: Alvarez (34) Accam (39)
Sat.	Aug. 27	Vancouver	T 0-0	25,667	9-4-13	4	40	
Sat.	Sept. 3	Columbus	W 2-1	24,693	10-4-13	T2	43	LA: Husidic (78) dos Santos (82); CLB: Jahn (92+)
Wed.	Sept. 7	at Real Salt Lake	T 3-3	20,266	10-4-14	T2	44	LA: Boateng (6) dos Santos (57,64); RSL: Plata (53,67) Martinez (94+)
Sun.	Sept. 11	Orlando City SC	W 4-2	27,167	11-4-14	2	47	LA: dos Santos (35,45) Gordon (38) Keane (70); ORL: Molino (20) Shea (92+)
Sun.	Sept. 18	at Sporting KC	T 2-2	19,480	11-4-15	2	48	LA: Gordon (7) Donovan (76); KC: Peterson (50) Dwyer (69)
Sun.	Sept. 25	Seattle	L 2-4	25,819	11-5-15	T2	48	LA: Keane (20,85); SEA: own goal (35) Morris (63,73) Alonso (78)
Sat.	Oct. 1	at FC Dallas	L 0-1	15,968	11-6-15	3	48	DAL: Zimmerman (39)
Sun.	Oct. 16	at Houston	W 1-0	21,085	12-6-15	3	51	LA: Gordon (72)
Sun.	Oct. 23	FC Dallas	T 0-0	27,167	12-6-16	3	52	





# LA GALAXY

## LA GALAXY – GAME-BY-GAME LOG

Game #1	03/06/2016	LA 4 vs DC 1	W	
Game #2	03/12/2016	LA 0 at COL 1	L	87
Game #3	03/19/2016	LA 3 vs SJ 1	W	
Game #4	04/02/2016	LA 0 at VAN 0	T	91+
Game #5	04/10/2016	LA 1 vs POR 1	T	
Game #6	04/15/2016	LA 4 at HOU 1	W	
Game #7	04/23/2016	LA 5 vs RSL 2	W	
Game #8	05/01/2016	LA 1 at KC 1	T	
Game #9	05/08/2016	LA 4 vs NE 2	W	
Game #10	05/11/2016	LA 2 at PHI 2	T	
Game #11	05/22/2016	LA 1 vs SJ 1	T	
Game #12	05/28/2016	LA 2 at MTL 3	L	
Game #13	06/02/2016	LA 0 vs KC 0	T	
Game #14	06/18/2016	LA 0 at TOR 1	L	
Game #15	06/22/2016	LA 0 vs COL 0	T	
Game #16	06/25/2016	LA 1 at SJ 1	T	
Game #17	07/04/2016	LA 2 vs VAN 0	W	
Game #18	07/09/2016	LA 1 at SEA 0	W	
Game #19	07/15/2016	LA 1 vs HOU 0	W	
Game #20	07/23/2016	LA 2 at POR 1	W	
Game #21	07/31/2016	LA 1 at SEA 1	T	
Game #22	08/07/2016	LA 2 vs NYR 2	T	
Game #23	08/13/2016	LA 1 vs COL 1	T	
Game #24	08/20/2016	LA 0 at NYC 1	L	
Game #25	08/24/2016	LA 2 at CHI 2	T	
Game #26	08/27/2016	LA 0 vs VAN 0	T	
Game #27	09/03/2016	LA 2 vs CLB 1	W	
Game #28	09/07/2016	LA 3 at RSL 3	T	
Game #29	09/11/2016	LA 4 vs ORL 2	W	
Game #30	09/18/2016	LA 2 at KC 2	T	
Game #31	09/25/2016	LA 2 vs SEA 4	L	
Game #32	10/01/2016	LA 0 at DAL 1	L	
Game #33	10/16/2016	LA 1 at HOU 0	W	
Game #34	10/23/2016	LA 0 vs DAL 0	T	
Steres 1 (Magee 1)	54; Magee 1 (Lletget 1)	64; Keane 1 (penalty kick)	83; Magee 2 (Gerrard 1)	87
Zardes 1 (Van Damme 1, Magee 2)	56; Zardes 2 (unassisted)	62; Keane 2 (penalty kick)	91+	
own goal (Borchers)	84			
dos Santos 1 (unassisted)	4; Husidic 1 (unassisted)	21; dos Santos 2 (Gerrard 2)	31;	
Zardes 3 (Lletget 2, dos Santos 1)	49			
Zardes 4 (Husidic 1)	19; Magee 3 (Boateng 1)	26; Boateng 1 (Zardes 1, dos Santos 2)	41;	
dos Santos 3 (Boateng 2, Magee 3)	45; Gerrard 1 (unassisted)	91+		
dos Santos 4 (Zardes 2)	42			
Keane 3 (Zardes 3)	13; dos Santos 5 (unassisted)	24; Keane 4 (Zardes 4, dos Santos 3)	46+; Gerrard 2 (Magee 4)	93+
Rogers 1 (dos Santos 4, Keane 1)	15; Magee 4 (Gerrard 3, dos Santos 5)	47		
own goal (Wynne)	83			
dos Santos 6 (unassisted)	8; Magee 5 (Gerrard 4, Lletget 3)	58		
dos Santos 7 (Gerrard 5)	69			
Keane 5 (Gerrard 6)	12; Larentowicz 1 (Gerrard 7)	47		
Keane 6 (Zardes 5, Romney 1)	15			
Gerrard 3 (unassisted)	66			
Keane 7 (dos Santos 6, Larentowicz 1)	7; Zardes 5 (Boateng 3, Van Damme 2)	11		
Lletget 1 (Gerrard 8, dos Santos 7)	78			
Magee 6 (Gerrard 9, dos Santos 8)	80; Cole 1 (Keane 2, Gerrard 10)	89		
dos Santos 8 (Steres 1, Gerrard 11)	62			
Zardes 6 (unassisted)	31; dos Santos 9 (Gordon 1, Lletget 4)	69		
Husidic 2 (Lletget 5)	78; dos Santos 10 (Rogers 1)	82		
Boateng 2 (dos Santos 9)	6; dos Santos 11 (Husidic 2)	57; dos Santos 12 (unassisted)	64	
dos Santos 13 (Boateng 4, Van Damme 3)	35; Gordon 1 (Van Damme 4, dos Santos 10)	38; dos Santos 14 (penalty kick)	45	
Keane 8 (dos Santos 11, Lletget 6)	70			
Gordon 2 (Boateng 5, Lletget 7)	7; Donovan 1 (Rogers 2)	76		
Keane 9 (Lletget 8, dos Santos 12)	20; Keane 10 (penalty kick)	85		
Gordon 3 (unassisted)	72			



# LA GALAXY

## LA GALAXY –CUP COMPETITIONS – GAME-BY-GAME

#	Player	2015/16 CONCACAF CHAMPIONS LEAGUE			U.S. OPEN CUP			U.S. OPEN CUP			
		QF1 SANT	QF2 SANT	4R MAQN	5R POR	QF SEA	SF DAL	4R MAQN	5R POR	QF SEA	SF DAL
1	Dan Kennedy	90G	90G								
3	Ashley Cole	90D		120F	90D						120D
5	Jose Villarreal			55	90M						120M
6	Baggio Husidic	90F	90F								
7	Robbie Keane	90M	90M								
8	Steven Gerrard	90M	90M	61F	1						74F
9	Alan Gordon										16
10	Giovani dos Santos	86M	90M								46
11	Gyasi Zardes	90F	68F								46
12	Brian Rowe										120G
14	Robbie Rogers	90D	90D								
17	Sebastian Lletget	23	32	44	90M						30
18	Mike Magee	4	22		26						120M
20	A. J. DeLaGarza	90D	90D								
21	Jeff Larentowicz			120D	90M						1
22	Leonardo			65M							120D
24	Emmanuel Boateng	67M	58M								74M
25	Rafael Garcia			17M							90D
27	David Romney		90D	120D	90D						120D
29	Josh Turnley										
31	Clement Diop			120G	90G						90G
32	Jack McBean			59	89F						89M
34	Nigel de Jong	90M	90M								
36	Oscar Sorto			120D							
37	Jelle Van Damme	90D	64D								
38	Bradford Jamieson										
40	Raul Mendiola			120M	64M						90M
44	Daniel Steres		26								
46	Ariel Lassiter										

### 2015/16 CONCACAF CHAMPIONS LEAGUE

QF1	02/24/2016	LA 0 vs SANTOS 0	T
QF2	03/01/2016	LA 0 at SANTOS 4	L

### U.S. OPEN CUP

4R	06/15/2016	LA 4 vs MAQUINA 1	W (OT)	Villarreal (Mendiola) 15; Romney (Husidic) 96; Lletget (penalty kick) 105; Lletget (Sorto) 115
5R	06/29/2016	LA 1 at POR 0	W	Mendiola (Boateng) 5
QF	07/20/2016	LA 4 vs SEA 2	W	Gordon (Husidic) 17; dos Santos (unassisted) 77; Lletget (Husidic) 85; Lletget (Zardes) 88
SF	08/10/2016	LA 1 vs DAL 2	L	Magee (penalty kick) 101





# MONTREAL IMPACT

## 2016 RECORD

	GP	W-L-T	PTS	GF	GA
Impact	34	11-11-1	45	49	53

## RECORD at STADE SAPUTO

	GP	W-L-T	PTS	GF	GA
	17	7-5-5	26	31	29

## RECORD on road

	GP	W-L-T	PTS	GF	GA
	17	4-6-7	19	18	24

## RECORD at the half

	W	L	T
LEADING	3	0	4
TIED	6	4	4
TRAILING	2	7	4

## RECORD with the first goal

	W	L	T
SCORING	8	3	5
CONCEDING	3	8	6

## TEAM COMPARISONS

	FOR	AGAINST
GOALS SCORED	1.44 (10th)	1.56 (7th)
TOTAL SHOTS	12.94 (10th)	13.62 (6th)
SHOTS ON GOAL	4.74 (10th)	4.71 (9th)
SHOOTING ACCURACY	36.6% (7th)	34.6% (14th)
SCORING %AGE	11.1% (7th)	11.4% (9th)
FOULS	12.68 (9th)	12.50 (10th)
CORNER KICKS	4.71 (13th)	5.76 (19th)
OFFSIDE	1.94 (11th)	1.09 (4th)

## GOALS SCORED IN GAME

GP	0	1	2	3	4+	TOT	AVG
34	7	15	5	5	2	49	1.44

## GOALS ALLOWED IN GAME

GP	0	1	2	3	4+	TOT	AVG
34	6	12	9	5	2	53	1.56

## GOALS BY INTERVALS

	TOT	0-15	16-30	31-45+	46-60	61-75	76-90+
FOR	49	5	8	6	14	2	14
AGAINST	53	6	8	11	12	5	11

## WHERE THE GOALS COME FROM

	FOR	AGAINST
GOALS SCORED	49	53
MINUTES PER GOAL	62	58

## HOW SCORED

RIGHT FOOT	36	24
LEFT FOOT	6	17
HEADERS	7	12
OTHER	0	0

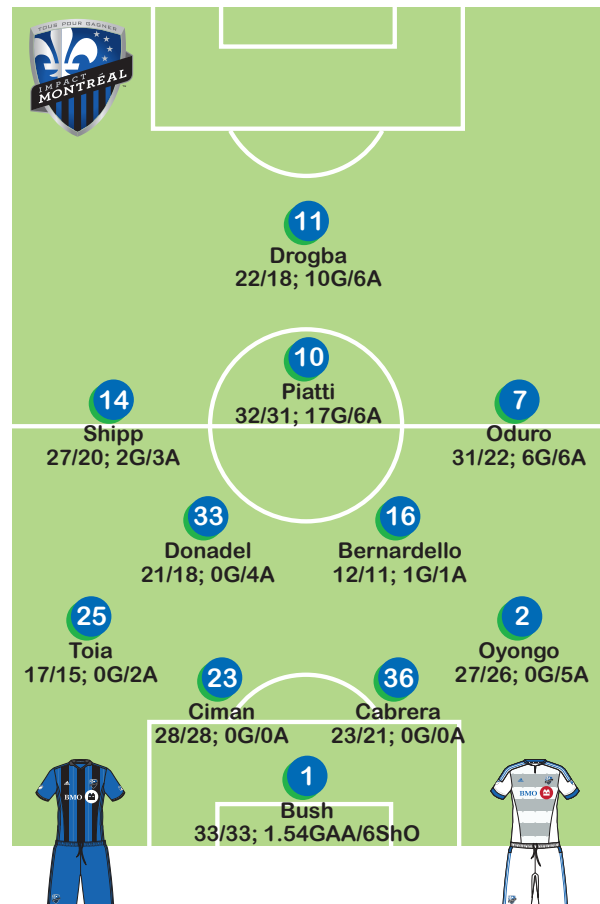
## TYPE OF PLAY

OPEN PLAY	27	27
CROSS	6	11
CORNER	4	5
REBOUND	2	0
PENALTIES	5	5
DIRECT FROM FREE KICK	3	2
FREE KICK (INDIRECT)	2	3
OWN GOALS	0	0

## DISTANCE

INSIDE GOAL AREA	7	13
INSIDE PENALTY AREA	35	34
OUTSIDE PENALTY AREA	7	6

## PRIMARY TEAM







# MONTREAL IMPACT

No.	Player	Pos	Ht	Wt	Birthdate	Birthplace	2016				CAREER			
							GP	GS	G	A	GP	GS	G	A
1	<b>Evan Bush</b>	<b>GK</b>	<b>6-1</b>	<b>186</b>	<b>03/06/1986</b>	<b>Concord, OH</b>	<b>33</b>	<b>33</b>	<b>0</b>	<b>0</b>	<b>79</b>	<b>79</b>	<b>0</b>	<b>1</b>
MLS Season: 5. Last club: Montreal Impact (NASL)														
2	<b>Ambroise Oyongo</b>	<b>DF</b>	<b>5-9</b>	<b>150</b>	<b>06/22/1991</b>	<b>Ndikinimeki, Cameroon</b>	<b>27</b>	<b>26</b>	<b>0</b>	<b>5</b>	<b>62</b>	<b>59</b>	<b>1</b>	<b>8</b>
MLS Season: 3. Last club: New York Red Bulls. International: Cameroon														
3	<b>Amadou Dia</b>	<b>DF</b>	<b>5-10</b>	<b>150</b>	<b>06/08/1993</b>	<b>Nantes, France</b>	<b>11</b>	<b>10</b>	<b>0</b>	<b>0</b>	<b>33</b>	<b>23</b>	<b>0</b>	<b>1</b>
MLS Season: 2. Last club: Last club: Sporting Kansas City														
5	<b>Wandrille Lefevre</b>	<b>MF</b>	<b>6-1</b>	<b>175</b>	<b>12/17/1989</b>	<b>Chartres, France</b>	<b>13</b>	<b>12</b>	<b>0</b>	<b>0</b>	<b>45</b>	<b>40</b>	<b>2</b>	<b>2</b>
Homegrown Player. MLS Season: 4.														
6	<b>Hassoun Camara</b>	<b>DF</b>	<b>6-2</b>	<b>190</b>	<b>02/03/1984</b>	<b>Noisy-Le-Sec, France</b>	<b>27</b>	<b>26</b>	<b>2</b>	<b>2</b>	<b>116</b>	<b>108</b>	<b>7</b>	<b>8</b>
MLS Season: 5. Last club: Montreal Impact (NASL)														
7	<b>Dominic Oduro</b>	<b>FW</b>	<b>6-0</b>	<b>160</b>	<b>08/13/1985</b>	<b>Accra, Ghana</b>	<b>31</b>	<b>22</b>	<b>6</b>	<b>6</b>	<b>311</b>	<b>196</b>	<b>62</b>	<b>32</b>
MLS Season: 11. Last club: Toronto FC														
8	<b>Patrice Bernier</b>	<b>MF</b>	<b>5-9</b>	<b>180</b>	<b>09/23/1979</b>	<b>Brossard, QC, Canada</b>	<b>20</b>	<b>13</b>	<b>0</b>	<b>1</b>	<b>124</b>	<b>92</b>	<b>13</b>	<b>21</b>
MLS Season: 5. Last club: Lyngby BK (Denmark)														
10	<b>Ignacio Piatti</b>	<b>MF</b>	<b>5-11</b>	<b>169</b>	<b>02/04/1985</b>	<b>General Baldissera, Argentina</b>	<b>32</b>	<b>31</b>	<b>17</b>	<b>6</b>	<b>64</b>	<b>63</b>	<b>30</b>	<b>15</b>
Designated Player. MLS Season: 3. Last club: San Lorenzo (Argentina)														
11	<b>Didier Drogba</b>	<b>FW</b>	<b>6-2</b>	<b>177</b>	<b>03/11/1978</b>	<b>Abidjan, Ivory Coast</b>	<b>22</b>	<b>18</b>	<b>10</b>	<b>6</b>	<b>33</b>	<b>27</b>	<b>21</b>	<b>7</b>
Designated Player. MLS Season: 2. Last club: Chelsea FC (England)														
14	<b>Harry Shipp</b>	<b>MF</b>	<b>5-9</b>	<b>145</b>	<b>11/07/1991</b>	<b>Lake Forest, IL</b>	<b>27</b>	<b>20</b>	<b>2</b>	<b>3</b>	<b>93</b>	<b>75</b>	<b>12</b>	<b>17</b>
MLS Season: 3. Last club: Chicago Fire														
15	<b>Andres Romero</b>	<b>MF</b>	<b>5-10</b>	<b>160</b>	<b>12/21/1989</b>	<b>Bell Ville, Argentina</b>	<b>0</b>	<b>0</b>	<b>0</b>	<b>0</b>	<b>86</b>	<b>68</b>	<b>12</b>	<b>9</b>
MLS Season: 4. Last club: Náutico (Brazil)														
16	<b>Calum Mallace</b>	<b>MF</b>	<b>6-1</b>	<b>181</b>	<b>01/10/1990</b>	<b>Torphichen, Scotland</b>	<b>18</b>	<b>10</b>	<b>0</b>	<b>0</b>	<b>73</b>	<b>47</b>	<b>1</b>	<b>6</b>
MLS Season: 5. 2012 SuperDraft: Round 2, Pick 20 (Marquette)														
17	<b>David Choiniere</b>	<b>MF</b>	<b>5-7</b>	<b>152</b>	<b>02/07/1997</b>	<b>Saint-Jean-sur-Richelieu, Que.</b>	<b>1</b>	<b>1</b>	<b>0</b>	<b>0</b>	<b>1</b>	<b>1</b>	<b>0</b>	<b>0</b>
Homegrown Player. MLS Season: 1.														
18	<b>Kyle Bekker</b>	<b>MF</b>	<b>5-10</b>	<b>165</b>	<b>09/02/1990</b>	<b>Oakville, ON, Canada</b>	<b>18</b>	<b>13</b>	<b>1</b>	<b>0</b>	<b>58</b>	<b>33</b>	<b>2</b>	<b>1</b>
MLS Season: 4. Last club: FC Dallas														
19	<b>Michael Salazar</b>	<b>FW</b>	<b>5-11</b>	<b>165</b>	<b>11/15/1992</b>	<b>New York, NY</b>	<b>17</b>	<b>8</b>	<b>2</b>	<b>0</b>	<b>17</b>	<b>8</b>	<b>2</b>	<b>0</b>
MLS Season: 1. 2016 SuperDraft Round 2, Pick 24 (California-Riverside). International: Belize														
21	<b>Matteo Mancosu</b>	<b>FW</b>	<b>5-10</b>	<b>165</b>	<b>12/22/1984</b>	<b>Cagliari, Italy</b>	<b>15</b>	<b>7</b>	<b>3</b>	<b>4</b>	<b>15</b>	<b>7</b>	<b>3</b>	<b>4</b>
MLS Season: 1. Last club: Bologna FC (Italy)														
22	<b>Eric Kronberg</b>	<b>GK</b>	<b>6-5</b>	<b>210</b>	<b>06/07/1983</b>	<b>Santa Rosa, CA</b>	<b>2</b>	<b>1</b>	<b>0</b>	<b>0</b>	<b>30</b>	<b>28</b>	<b>0</b>	<b>0</b>
MLS Season: 11. Last club: Sporting Kansas City														
23	<b>Laurent Ciman</b>	<b>DF</b>	<b>6-0</b>	<b>155</b>	<b>08/05/1985</b>	<b>Farciennes, Belgium</b>	<b>28</b>	<b>28</b>	<b>0</b>	<b>0</b>	<b>55</b>	<b>55</b>	<b>2</b>	<b>2</b>
MLS Season: 2. Last club: Standard de Liège (Belgium). International: Belgium														
24	<b>Anthony Jackson-Hamel</b>	<b>FW</b>	<b>6-1</b>	<b>180</b>	<b>08/03/1993</b>	<b>Quebec City, QC, Canada</b>	<b>7</b>	<b>1</b>	<b>1</b>	<b>0</b>	<b>19</b>	<b>2</b>	<b>1</b>	<b>0</b>
Homegrown Player. MLS Season: 3. International: Canada														
25	<b>Donny Toia</b>	<b>DF</b>	<b>5-8</b>	<b>160</b>	<b>05/28/1992</b>	<b>Tucson, AZ</b>	<b>17</b>	<b>15</b>	<b>0</b>	<b>2</b>	<b>75</b>	<b>68</b>	<b>1</b>	<b>2</b>
MLS Season: 4. Last club: Chivas USA														
26	<b>Kyle Fisher</b>	<b>DF</b>	<b>6-0</b>	<b>176</b>	<b>06/19/1994</b>	<b>Easley, SC</b>	<b>2</b>	<b>2</b>	<b>0</b>	<b>0</b>	<b>2</b>	<b>2</b>	<b>0</b>	<b>0</b>
MLS Season: 1. 2016 SuperDraft Round 1, Pick 14 (Clemson)														
27	<b>Johan Venegas</b>	<b>MF</b>	<b>6-0</b>	<b>168</b>	<b>11/27/1988</b>	<b>Puerto Limon, Costa Rica</b>	<b>20</b>	<b>7</b>	<b>1</b>	<b>1</b>	<b>32</b>	<b>16</b>	<b>2</b>	<b>1</b>
MLS Season: 2. Last club: LD Alajuelense (Costa Rica). International: Costa Rica														
28	<b>Jeremy Gagnon-Lapare</b>	<b>MF</b>	<b>5-11</b>	<b>165</b>	<b>03/09/1995</b>	<b>Sherbrooke, QC, Canada</b>	<b>0</b>	<b>0</b>	<b>0</b>	<b>0</b>	<b>7</b>	<b>3</b>	<b>0</b>	<b>0</b>
Homegrown Player. MLS Season: 3.														
30	<b>Hernan Bernardello</b>	<b>MF</b>	<b>5-7</b>	<b>168</b>	<b>08/03/1986</b>	<b>Rosario, Argentina</b>	<b>12</b>	<b>11</b>	<b>1</b>	<b>1</b>	<b>30</b>	<b>29</b>	<b>1</b>	<b>1</b>
MLS Season: 3. Last club: Deportivo Alavés (Spain)														
32	<b>Lucas Ontivero</b>	<b>MF</b>	<b>5-6</b>	<b>142</b>	<b>09/09/1994</b>	<b>Catamarca, Argentina</b>	<b>21</b>	<b>12</b>	<b>2</b>	<b>2</b>	<b>21</b>	<b>12</b>	<b>2</b>	<b>2</b>
MLS Season: 1. Last club: Galatasaray (Turkey)														
33	<b>Marco Donadel</b>	<b>MF</b>	<b>5-10</b>	<b>160</b>	<b>04/21/1983</b>	<b>Conegliano, Italy</b>	<b>21</b>	<b>18</b>	<b>0</b>	<b>4</b>	<b>46</b>	<b>42</b>	<b>1</b>	<b>9</b>
MLS Season: 2. Last club: SSC Napoli (Italie/Italy)														
36	<b>Victor Cabrera</b>	<b>DF</b>	<b>6-0</b>	<b>160</b>	<b>02/07/1993</b>	<b>Lules, Argentina</b>	<b>23</b>	<b>21</b>	<b>0</b>	<b>0</b>	<b>44</b>	<b>41</b>	<b>0</b>	<b>0</b>
MLS Season: 2. Last club: River Plate (Argentina)														
40	<b>Maxime Crepeau</b>	<b>GK</b>	<b>5-11</b>	<b>199</b>	<b>05/11/1994</b>	<b>Greenfield Park, QC, Canada</b>	<b>0</b>	<b>0</b>	<b>0</b>	<b>0</b>	<b>0</b>	<b>0</b>	<b>0</b>	<b>0</b>
Homegrown Player. MLS Season: 4.														

HEAD COACH : Mauro Biello

08/08/1972

W18 L13 T14



# MONTRÉAL IMPACT

## MONTRÉAL IMPACT PLAYOFF HISTORY

vs. Team	No. of Series		GP	W-L-T	OT	ShO	GF	GA	Last Mtg.	Round	Series Result
	Series	W-L									
Columbus	1	0-1	2	1-1-0	0-1-0	0-0	3	4	2015	Quarterfinals	Lost Series Tie-Breaker
Houston	1	0-1	1	0-1-0	0-0-0	0-0	0	3	2013	Wild Card	Lost 1 games to 0
Toronto FC	1	1-0	1	1-0-0	0-0-0	0-0	3	0	2015	Wild Card	Won 1 games to 0
<b>TOTALS</b>	<b>3</b>	<b>1-2</b>	<b>4</b>	<b>2-2-0</b>	<b>0-1-0</b>	<b>0-0</b>	<b>6</b>	<b>7</b>			

## MONTRÉAL IMPACT – ALL-TIME POSTSEASON RESULTS

DATE	OPPONENT	RESULT	ATT.	W-L-T	RD.	GOALS:
10/31/2013	at Houston	L 0-3	10,476	0-1-0	WC	HOU: Bruin (16,72) Garcia (27)
10/29/2015	Toronto FC	W 3-0	18,069	1-0-0	WC	MTL: Bernier (18) Piatti (33) Drogba (39)
11/01/2015	Columbus	W 2-1	17,655	2-0-0	QTR	MTL: Bernier (37) Venegas (77); CLB: Higuain (33)
11/08/2015	at Columbus	L 1-3 (OT)	19,026	2-1-0	QTR	MTL: Duka (40); CLB: Kamara (4,111) Finlay (77)



# MONTREAL IMPACT

## ALL-TIME MONTREAL IMPACT POSTSEASON STATISTICS (2-2-0, 6 PTS.)

PLAYER	GP	GS	MIN	G	A
Patrice Bernier	3	3	224	2	1
Ignacio Piatti	3	3	300	1	1
Didier Drogba	3	3	300	1	0
Dilly Duka	3	2	178	1	0
Johan Venegas	2	0	52	1	0
Victor Cabrera	3	3	300	0	1
Laurent Ciman	3	3	300	0	1
Marco Donadel	3	3	300	0	1
Kyle Bekker	1	0	13	0	0
Hernan Bernardello	1	1	90	0	0
Jeb Brovsky	1	1	90	0	0
Evan Bush	3	3	300	0	0
Hassoun Camara	2	1	145	0	0
Marco Di Vaio	1	1	89	0	0
Matteo Ferrari	1	1	90	0	0
Calum Mallace	3	1	162	0	0
Justin Mapp	1	1	90	0	0
Felipe Martins	1	0	28	0	0
Dominic Oduro	2	1	67	0	0
Ambroise Oyongo	3	3	265	0	0
Daniele Paponi	1	0	28	0	0
Troy Perkins	1	1	90	0	0
Andrea Pisanu	1	1	55	0	0
Nigel Reo-Coker	3	2	184	0	0
Nelson Rivas	1	1	70	0	0
Andres Romero	1	0	34	0	0
Donny Toia	3	3	300	0	0
Collen Warner	1	1	62	0	0
Andrew Wenger	1	1	62	0	0
Team totals	4	4	390	6	5
Opponent totals	4	4	390	7	5

IMPACT INDIVIDUAL GOALKEEPING						
GOALKEEPER	GP	GS	SV	GA	GAA	SO
Evan Bush	3	3	10	4	1.20	1
Troy Perkins	1	1	5	3	3.00	0
Team totals	4	4	15	7	1.62	1
Opponent totals	4	4	22	6	1.38	1



# MONTREAL IMPACT

## CAREER POSTSEASON STATISTICS FOR CURRENT MONTREAL IMPACT PLAYERS

UNF	POS	PLAYER	GP	GS	MIN	G	A	SHT	SOG	PKG	PKA	SKG	SKA	FC	FS	OFF	CK	C	E	
18	M	Kyle Bekker	1	0	13	0	0	1	0	0	0	0	0	0	0	0	0	0	0	0
30	M	Hernan Bernardello	1	1	90	0	0	0	0	0	0	0	0	1	2	0	0	0	0	0
8	M	Patrice Bernier	3	3	224	2	1	5	4	0	0	0	0	3	3	1	0	0	0	0
36	D	Victor Cabrera	3	3	300	0	1	0	0	0	0	0	0	2	0	0	0	0	1	0
6	D	Hassoun Camara	2	1	145	0	0	0	0	0	0	0	0	4	3	0	0	1	0	0
23	D	Laurent Ciman	3	3	300	0	1	2	0	0	0	0	0	3	0	0	0	0	0	0
3	M	Amadou Dia	1	1	120	0	1	0	0	0	0	1	1	2	1	1	0	1	0	0
33	M	Marco Donadel	3	3	300	0	1	5	3	0	0	0	0	3	1	0	13	1	0	0
11	F	Didier Drogba	3	3	300	1	0	11	8	0	0	0	0	3	13	2	0	1	0	0
16	M	Calum Mallace	3	1	162	0	0	2	0	0	0	0	0	0	0	0	0	0	0	0
7	F	Dominic Oduro	8	4	394	0	0	12	5	0	0	0	0	4	8	6	1	1	0	0
2		Ambroise Oyongo	8	5	483	0	1	2	1	0	0	0	0	12	3	0	0	3	0	0
10	M	Ignacio Piatti	3	3	300	1	1	16	5	0	0	0	0	4	7	1	1	1	0	0
15	F	Andres Romero	1	0	34	0	0	0	0	0	0	0	0	1	0	0	1	0	1	0
25	F	Donny Toia	3	3	300	0	0	1	0	0	0	0	0	5	2	0	0	0	0	0
27	M	Johan Venegas	2	0	52	1	0	3	2	0	0	0	0	1	1	0	0	0	0	0

UNF	POS	GOALKEEPER	GP	GS	MIN	SHTS	SV	GA	GAA	PKG	PKA	SKG	SKA	W	L	T	SO
1	GK	Evan Bush	3	3	300	5	10	4	1.20	0	1	0	0	2	1	0	1
22	GK	Eric Kronberg	1	1	90	2	3	2	2.00	0	0	0	0	0	1	0	0



# MONTREAL IMPACT

## MONTREAL IMPACT INDIVIDUAL HIGH GAMES (2016)

<b>Goals</b>			
3	Didier Drogba	07/23/2016	vs. PHI W 5-1
<b>Assists</b>			
2	Dominic Oduro	04/16/2016	at CHI W 2-1
2	Didier Drogba	05/07/2016	at CLB T 4-4
2	Ambroise Oyongo	07/23/2016	vs. PHI W 5-1
2	Ignacio Piatti	07/23/2016	vs. PHI W 5-1
<b>Shots</b>			
9	Didier Drogba	09/07/2016	vs. ORL L 1-4
9	Didier Drogba	09/17/2016	vs. NE L 1-3
<b>Shots on Goal</b>			
5	Didier Drogba	05/07/2016	at CLB T 4-4
<b>Fouls Committed</b>			
7	Patrice Bernier	04/27/2016	at NYC T 1-1
<b>Fouls Suffered</b>			
6	Lucas Ontivero	05/21/2016	at ORL L 1-2
6	Ignacio Piatti	05/21/2016	at ORL L 1-2
6	Dominic Oduro	09/28/2016	vs. SJ W 3-1
<b>Offside</b>			
2	10 times		
<b>Saves</b>			
8	Evan Bush	03/06/2016	at VAN W 3-2
<b>Shots Faced</b>			
10	Evan Bush	03/06/2016	at VAN W 3-2
<b>Goals Allowed</b>			
4	Evan Bush	05/07/2016	at CLB T 4-4

## TEAM HIGH GAMES (2016)

<b>Goals</b>			
5	07/23/2016	vs. PHI	W 5-1
<b>Assists</b>			
5	03/12/2016	vs. NYR	W 3-0
5	07/23/2016	vs. PHI	W 5-1
<b>Shots</b>			
26	09/17/2016	vs. NE	L 1-3
<b>Shots on Goal</b>			
12	05/07/2016	at CLB	T 4-4
<b>Fouls Committed</b>			
18	09/28/2016	vs. SJ	W 3-1
<b>Fouls Suffered</b>			
20	05/21/2016	at ORL	L 1-2
<b>Corner Kicks</b>			
11	07/17/2016	vs. NYC	L 1-3
<b>Offside</b>			
5	08/13/2016	at NYR	L 1-3
<b>Saves</b>			
8	03/06/2016	at VAN	W 3-2
<b>Shots Faced</b>			
10	03/06/2016	at VAN	W 3-2
<b>Goals Allowed</b>			
4	05/07/2016	at CLB	T 4-4
4	09/07/2016	vs. ORL	L 1-4

## TEAM LOW GAMES (2016)

<b>Shots</b>			
4	10/02/2016	at ORL	W 1-0
<b>Shots on Goal</b>			
1	10/02/2016	at ORL	W 1-0
<b>Fouls Committed</b>			
7	04/16/2016	at CHI	W 2-1
<b>Fouls Suffered</b>			
7	04/16/2016	at CHI	W 2-1
7	10/02/2016	at ORL	W 1-0
<b>Corner Kicks</b>			
1	05/07/2016	at CLB	T 4-4
1	08/27/2016	at TOR	W 1-0
1	10/02/2016	at ORL	W 1-0
<b>Offside</b>			
0	05/28/2016	vs. LA	W 3-2
0	06/18/2016	at CLB	T 0-0
0	09/10/2016	at PHI	T 1-1
<b>Saves</b>			
1	7 times		
<b>Shots Faced</b>			
1	06/18/2016	at CLB	T 0-0

## MONTREAL IMPACT INDIVIDUAL POSTSEASON HIGH GAMES (2013-15)

<b>Goals</b>			
1	6 times		
<b>Assists</b>			
1	5 times		
<b>Shots</b>			
8	Ignacio Piatti	10/29/2015	vs. TOR W 3-0
<b>Shots on Goal</b>			
4	Didier Drogba	11/08/2015	at CLB L 1-3
<b>Fouls Committed</b>			
3	Hassoun Camara	10/31/2013	at HOU L 0-3
3	Ambroise Oyongo	10/29/2015	vs. TOR W 3-0
3	Donny Toia	10/29/2015	vs. TOR W 3-0
<b>Fouls Suffered</b>			
6	Didier Drogba	11/01/2015	vs. CLB W 2-1
<b>Offside</b>			
4	Marco Di Vaio	10/31/2013	at HOU L 0-3
<b>Saves</b>			
6	Evan Bush	11/08/2015	at CLB L 1-3
<b>Shots Faced</b>			
9	Evan Bush	11/08/2015	at CLB L 1-3
<b>Goals Allowed</b>			
3	Troy Perkins	10/31/2013	at HOU L 0-3
3	Evan Bush	11/08/2015	at CLB L 1-3

## TEAM POSTSEASON HIGH GAMES (2013-15)

<b>Goals</b>			
3	10/29/2015	vs. TOR	W 3-0
<b>Assists</b>			
2	10/29/2015	vs. TOR	W 3-0
2	11/08/2015	at CLB	L 1-3
<b>Shots</b>			
23	11/08/2015	at CLB	L 1-3
<b>Shots on Goal</b>			
11	11/08/2015	at CLB	L 1-3
<b>Fouls Committed</b>			
14	10/31/2013	at HOU	L 0-3
<b>Fouls Suffered</b>			
13	11/01/2015	vs. CLB	W 2-1
13	11/08/2015	at CLB	L 1-3
<b>Corner Kicks</b>			
8	11/08/2015	at CLB	L 1-3
<b>Offside</b>			
4	10/31/2013	at HOU	L 0-3
<b>Saves</b>			
6	11/08/2015	at CLB	L 1-3
<b>Shots Faced</b>			
9	11/08/2015	at CLB	L 1-3
<b>Goals Allowed</b>			
3	10/31/2013	at HOU	L 0-3
3	11/08/2015	at CLB	L 1-3

## TEAM POSTSEASON LOW GAMES (2013-15)

<b>Shots</b>			
10	10/31/2013	at HOU	L 0-3
<b>Shots on Goal</b>			
4	10/31/2013	at HOU	L 0-3
<b>Fouls Committed</b>			
8	11/01/2015	vs. CLB	W 2-1
<b>Fouls Suffered</b>			
9	10/29/2015	vs. TOR	W 3-0
<b>Corner Kicks</b>			
3	11/01/2015	vs. CLB	W 2-1
<b>Offside</b>			
1	10/29/2015	vs. TOR	W 3-0
1	11/08/2015	at CLB	L 1-3
<b>Saves</b>			
2	10/29/2015	vs. TOR	W 3-0
2	11/01/2015	vs. CLB	W 2-1
<b>Shots Faced</b>			
2	10/29/2015	vs. TOR	W 3-0



**2016 MONTREAL IMPACT STATISTICS (11-11-12, 45 pts.)**

UNF	POS	PLAYER	GP	GS	MIN	G	A	SHT	SOG	FC	FS	OFF	CK	C	E
10	M	Ignacio Piatti	32	31	2818	17	6	95	42	35	65	7	13	5	0
11	F	Didier Drogba	22	18	1650	10	6	90	35	26	39	11	1	5	1
7	F	Dominic Oduro	31	22	2028	6	6	34	17	18	43	19	0	2	0
21	F	Matteo Mancosu	15	7	772	3	4	33	11	9	14	9	0	1	0
14	M	Harry Shipp	27	20	1596	2	3	25	6	16	14	4	17	2	0
6	D	Hassoun Camara	27	26	2249	2	2	19	5	44	15	3	0	6	0
32	M	Lucas Ontivero	21	12	980	2	2	29	9	24	38	5	12	4	0
19	F	Michael Salazar	17	8	711	2	0	9	5	17	14	1	0	1	0
30	M	Hernan Bernardello	12	11	991	1	1	3	3	13	16	0	5	5	0
27	M	Johan Venegas	20	7	683	1	1	15	8	18	17	3	13	2	0
18	M	Kyle Bekker	18	13	1139	1	0	10	4	14	2	0	22	3	0
24	F	Anthony Jackson-Hamel	7	1	171	1	0	8	3	3	2	1	0	0	0
51	M	Maxim Tissot	7	5	517	1	0	2	1	7	4	0	0	0	0
2	D	Ambroise Oyongo	27	26	2316	0	5	16	4	13	29	0	20	4	1
33	M	Marco Donadel	21	18	1515	0	4	9	1	40	21	0	49	5	0
25	D	Donny Toia	17	15	1365	0	2	5	1	17	4	1	0	2	0
29	M	*Eric Alexander	12	12	1047	0	1	1	0	11	6	0	0	0	0
8	M	Patrice Bernier	20	13	1185	0	1	5	0	22	12	1	7	4	0
1	G	Evan Bush	33	33	2931	0	0	0	0	2	5	0	0	3	1
36	D	Victor Cabrera	23	21	1925	0	0	1	0	26	10	0	0	6	0
17	M	David Choiniere	1	1	76	0	0	2	1	1	0	0	0	0	0
23	D	Laurent Ciman	28	28	2484	0	0	18	3	24	16	0	0	3	0
3	D	Amadou Dia (TOT)	11	10	907	0	0	1	0	20	5	2	0	1	0
3	D	Amadou Dia (MTL)	1	1	90	0	0	0	0	4	0	0	0	0	0
26	D	Kyle Fisher	2	2	180	0	0	0	0	1	0	0	0	1	0
22	G	Eric Kronberg	2	1	128	0	0	0	0	0	0	0	0	0	0
5	M	Wandrille Lefevre	13	12	1114	0	0	5	2	15	6	0	0	1	0
16	M	Calum Mallace	18	10	862	0	0	6	0	11	8	1	1	3	1
40	G	Maxime Crepeau	0	0	0	0	0	0	0	0	0	0	0	0	0
28	M	Jeremy Gagnon-Lapare	0	0	0	0	0	0	0	0	0	0	0	0	0
15	M	Andres Romero	0	0	0	0	0	0	0	0	0	0	0	0	0
	F	Romario Williams	0	0	0	0	0	0	0	0	0	0	0	0	0
		Team totals	34	34	3060	49	44	440	161	431	425	66	160	68	4
		Opponent totals	34	34	3060	53	57	463	160	425	431	37	196	65	1

GAME-WINNING GOALS: Ignacio Piatti 5, Dominic Oduro 2, Didier Drogba 2, Matteo Mancosu 1  
Hassoun Camara 1

GAME-WINNING ASSISTS: Dominic Oduro 3, Matteo Mancosu 2, Johan Venegas 1, Ignacio Piatti 1  
Lucas Ontivero 1, Marco Donadel 1

PENALTY KICK GOALS/ATTEMPTS: Ignacio Piatti 3-3, Didier Drogba 2-3

**MONTREAL IMPACT INDIVIDUAL GOALKEEPING**

UNF	POS	GOALKEEPER	GP	GS	MIN	SHTS	SV	GA	GAA	PG	PA	W	L	T	SO
1	G	Evan Bush	33	33	2931	155	101	50	1.54	4	5	11	11	11	6
22	G	Eric Kronberg	2	1	128	5	2	3	2.11	1	1	0	0	1	0
		Team totals	34	34	3060	160	103	53	1.56	5	6	11	11	12	6
		Opponent totals	34	34	3060	161	110	49	1.44	5	6	11	11	12	7

\* = Played with other teams in 2016. Only Montreal Impact statistics listed here.



# MONTREAL IMPACT

## MONTREAL IMPACT 2016 SCHEDULE

DAY	DATE	OPPONENT	RESULT	ATT.	W-L-T	POS.	PTS	NOTES:
Sun.	Mar. 6	at Vancouver	W 3-2	22,120	1-0-0	T1	3	MTL: Piatti (19,88) Oduro (42); VAN: Harvey (45) Waston (93+)
Sat.	Mar. 12	New York Red Bull	W 3-0	27,545	2-0-0	1	6	MTL: Oduro (58) Piatti (71) Jackson-Hamel (94+)
Sat.	Mar. 19	at FC Dallas	L 0-2	14,502	2-1-0	1	6	DAL: Diaz (79) Urruti (87)
Sat.	Apr. 2	at Seattle	L 0-1	39,705	2-2-0	T1	6	SEA: Dempsey (79)
Sat.	Apr. 9	Columbus	W 2-0	22,053	3-2-0	T1	9	MTL: Camara (48) Bekker (86)
Sat.	Apr. 16	at Chicago	W 2-1	14,509	4-2-0	1	12	MTL: Drogba (56) Piatti (91+); CHI: Igboananike (29)
Sat.	Apr. 23	Toronto FC	L 0-2	20,801	4-3-0	T1	12	TOR: Giovinco (40,81)
Wed.	Apr. 27	at New York City	T 1-1	23,352	4-3-1	1	13	MTL: Oduro (91+); NYC: Allen (51)
Sat.	Apr. 30	Colorado	T 2-2	20,801	4-3-2	1	14	MTL: Drogba (9) Tissot (50); COL: Gashi (47) Burling (72)
Sat.	May 7	at Columbus	T 4-4	14,095	4-3-3	1	15	MTL: Piatti (26,58) Drogba (57) Oduro (93+); CLB: K. Kamara (16,46+) Higuain (48,53)
Sat.	May 14	Philadelphia	T 1-1	20,801	4-3-4	1	16	MTL: Drogba (3); PHI: Sapong (24)
Sat.	May 21	at Orlando City S	L 1-2	34,081	4-4-4	T3	16	MTL: Piatti (4); ORL: Larin (43,87)
Sat.	May 28	Los Angeles	W 3-2	20,801	5-4-4	T2	19	MTL: Piatti (26) Ontivero (56) Drogba (94+); LA: dos Santos (8) Magee (58)
Sat.	June 18	at Columbus	T 0-0	14,814	5-4-5	3	20	
Sat.	June 25	Sporting KC	T 2-2	20,032	5-4-6	4	21	MTL: Ontivero (16) Piatti (39); KC: Dwyer (21,59)
Sat.	July 2	New England	W 3-2	20,279	6-4-6	T2	24	MTL: Salazar (40,48) Piatti (54); NE: Kamara (18,33)
Sat.	July 9	at Real Salt Lake	T 1-1	20,086	6-4-7	3	25	MTL: Shipp (8); RSL: Movsisyan (79)
Wed.	July 13	at Portland	T 1-1	21,144	6-4-8	4	26	MTL: Piatti (44); POR: McInerney (14)
Sun.	July 17	New York City FC	L 1-3	20,801	6-5-8	4	26	MTL: Shipp (55); NYC: Villa (35) Harrison (47+) Lampard (85)
Sat.	July 23	Philadelphia	W 5-1	20,801	7-5-8	3	29	MTL: Drogba (19,42,52) Piatti (87) Mancosu (91+); PHI: Pontius (72)
Sun.	July 31	at D.C. United	T 1-1	16,728	7-5-9	T3	30	MTL: Bernardello (86); DC: Mullins (20)
Sat.	Aug. 6	Houston	W 1-0	20,801	8-5-9	3	33	MTL: Mancosu (76)
Sat.	Aug. 13	at New York Red B	L 1-3	23,459	8-6-9	5	33	MTL: Piatti (21); NYR: B. Wright-Philli (22,41) Davis (46)
Sat.	Aug. 20	Chicago	L 0-3	20,801	8-7-9	5	33	CHI: Sognic (15) Accam (73) Polster (89)
Wed.	Aug. 24	D.C. United	T 1-1	19,740	8-7-10	5	34	MTL: Camara (77); DC: Neagle (39)
Sat.	Aug. 27	at Toronto FC	W 1-0	28,454	9-7-10	T4	37	MTL: Piatti (73)
Wed.	Sept. 7	Orlando City SC	L 1-4	17,389	9-8-10	5	37	MTL: Drogba (2); ORL: Shea (4) Kaka (36,54) Rivas (77)
Sat.	Sept. 10	at Philadelphia	T 1-1	18,500	9-8-11	5	38	MTL: Mancosu (88); PHI: Barnetta (45)
Sat.	Sept. 17	New England	L 1-3	20,801	9-9-11	5	38	MTL: Drogba (50); NE: Kamara (0:23) Rowe (27,59)
Sat.	Sept. 24	at New York Red B	L 0-1	22,209	9-10-1	5	38	NYR: Royer (60)
Wed.	Sept. 28	San Jose	W 3-1	16,318	10-10-1	5	41	MTL: Oduro (22) Piatti (32) Venegas (92+); SJ: Wondolowski (62)
Sun.	Oct. 2	at Orlando City S	W 1-0	26,041	11-10-1	4	44	MTL: Oduro (56)
Sun.	Oct. 16	Toronto FC	T 2-2	20,801	11-10-1	5	45	MTL: Piatti (19,55); TOR: Altidore (51) Ricketts (86)
Sun.	Oct. 23	at New England	L 0-3	39,587	11-11-1	5	45	NE: Fagundez (13) Agudelo (60) Kamara (71)



# MONTREAL IMPACT

## MONTREAL IMPACT – GAME-BY-GAME

#	Player	1	2	3	4	5	6	7	8	9	10	11	12	13	14	15	16	17	18	19	20	21	22	23	24	25	26	27	28	29	30	31	32	33	34				
1	Evan Bush	90G	90G	90G	90G	90G	90G	90G	90G	90G	90G	90G	90G	90G	90G	90G	90G	90G	90G	90G	90G	90G	90G	90G	90G	90G	90G	90G	90G	90G	90G	90G	90G	90G	90G	90G	90G	90G	
2	Ambroise Oyongo	90D	90D	90D	90D	90D	90D	90D	90D	90D	90D	90D	90D	90D	90D	90D	90D	90D	90D	90D	90D	90D	90D	90D	90D	90D	90D	90D	90D	90D	90D	90D	90D	90D	90D	90D	90D	90D	90D
3	Amadou Dia																																						
5	Wandrille Lefevre						46		90D	90D																													
6	Hassoun Camara	1	90D	90D	72D	90D	90D	20D																															
7	Dominic Oduro	89F	80F	85F	69F	90F	90F	90M	27	90M	90M	90M	90M	90M	90M	90M	90M	90M	90M	90M	90M	90M	90M	90M	90M	90M	90M	90M	90M	90M	90M	90M	90M	90M	90M	90M	90M	90M	90M
8	Patrice Bernier			18			33	90M	80M	68M	73M	53	21	21	61M	3	90M																						
10	Ignacio Piatti			20			40	90F	90F	90M	90M	90M	90M	90M	90M	90M	90M	90M	90M	90M	90M	90M	90M	90M	90M	90M	90M	90M	90M	90M	90M	90M	90M	90M	90M	90M	90M	90M	90M
11	Didier Drogba																																						
14	Harry Shipp	90M	90M	81M	72M	81M	90M	69M	18	90M	73M	56M	24	12	1																								
15	Andres Romero																																						
16	Calum Mallace	34	90M	90M			9																																
17	David Choiniere																																						
18	Kyle Bekker	10																																					
19	Michael Salazar																																						
21	Matteo Mancosu																																						
22	Eric Kronberg																																						
23	Laurent Ciman	90D	90D	90D	90D	90D	90D	90D	90D	90D	90D	90D	90D	90D	90D	90D	90D	90D	90D	90D	90D	90D	90D	90D	90D	90D	90D	90D	90D	90D	90D	90D	90D	90D	90D	90D	90D	90D	
24	Anthony Jackson-Hamel	37	1	9	21																																		
25	Donny Toia	90D	90D	90D	90D	90D	90D	90D	90D	90D	90D	90D	90D	90D	90D	90D	90D	90D	90D	90D	90D	90D	90D	90D	90D	90D	90D	90D	90D	90D	90D	90D	90D	90D	90D	90D	90D	90D	
26	Kyle Fisher																																						
27	Johan Venegas	33	5	12	23	50M	21	63F																															
28	Jeremy Gagnon-Lapare																																						
29	Eric Alexander	90M	90M	90M	90M	90M	90M	90M	90M	90M	90M	90M	90M	90M	90M	90M	90M	90M	90M	90M	90M	90M	90M	90M	90M	90M	90M	90M	90M	90M	90M	90M	90M	90M	90M	90M	90M	90M	
30	Hernan Bernardello																																						
32	Lucas Ontivero	53M	57M	70M	78M	67M																																	
33	Marco Donadel	56M					10	90M	72M	27	90M	90M	90M	37M																									
36	Victor Cabrera	90D	90D	90D	90D	90D	44D	90D																															
39	Cameron Porter																																						
40	Maxime Crepeau																																						
51	Maxim Tissot																																						

Played for other teams: Amadou Dia played 817 minutes for KC

"00" = 100 minutes played  
F/M/D/G = starting position





# MONTRÉAL IMPACT

## MONTRÉAL IMPACT – GAME-BY-GAME LOG

Game #1	03/06/2016	MTL 3 at VAN 2	W	Piatti 1 (Shipp 1) 19; Oduro 1 (Piatti 1) 42; Piatti 2 (Oduro 1) 88
Game #2	03/12/2016	MTL 3 vs NVR 0	W	Oduro 2 (Venegas 1, Piatti 2) 58; Piatti 3 (Toia 1) 71; Jackson-Hamel 1 (Shipp 2, Alexander 1) 94+
Game #3	03/19/2016	MTL 0 at DAL 2	L	
Game #4	04/02/2016	MTL 0 at SEA 1	L	
Game #5	04/09/2016	MTL 2 vs CLB 0	W	Camara 1 (Ontivero 1) 48; Bekker 1 (Oyongo 1) 86
Game #6	04/16/2016	MTL 2 at CHI 1	W	Drogba 1 (Oduro 2) 56; Piatti 4 (Oduro 3) 91+
Game #7	04/23/2016	MTL 0 vs TOR 2	L	
Game #8	04/27/2016	MTL 1 at NYC 1	T	Oduro 3 (Drogba 1) 91+
Game #9	04/30/2016	MTL 2 vs COL 2	T	Drogba 2 (unassisted) 9; Tissot 1 (Shipp 3) 50
Game #10	05/07/2016	MTL 4 at CLB 4	T	Piatti 5 (Drogba 2) 26; Drogba 3 (penalty kick) 57; Piatti 6 (Oduro 4) 58; Oduro 4 (Drogba 3, Oyongo 2) 93+
Game #11	05/14/2016	MTL 1 vs PHI 1	T	Drogba 4 (unassisted) 3
Game #12	05/21/2016	MTL 1 at ORL 2	L	Piatti 7 (Ontivero 2) 4
Game #13	05/28/2016	MTL 3 vs LA 2	W	Piatti 8 (Oduro 5, Drogba 4) 26; Ontivero 1 (Piatti 3) 56; Drogba 5 (unassisted) 94+
Game #14	06/18/2016	MTL 0 at CLB 0	T	
Game #15	06/25/2016	MTL 2 vs KC 2	T	Ontivero 2 (Camara 1, Drogba 5) 16; Piatti 9 (penalty kick) 39
Game #16	07/02/2016	MTL 3 vs NE 2	W	Salazar 1 (unassisted) 40; Salazar 2 (Camara 2) 48; Piatti 10 (penalty kick) 54
Game #17	07/09/2016	MTL 1 at RSL 1	T	Shipp 1 (unassisted) 8
Game #18	07/13/2016	MTL 1 at POR 1	T	Piatti 11 (unassisted) 44
Game #19	07/17/2016	MTL 1 vs NYC 3	L	Shipp 2 (Oyongo 3) 55
Game #20	07/23/2016	MTL 5 vs PHI 1	W	Drogba 6 (Oyongo 4, Piatti 4) 19; Drogba 7 (unassisted) 42; Drogba 8 (Piatti 5) 52; Piatti 12 (Oyongo 5) 87; Mancosu 1 (Bernier 1) 91+
Game #21	07/31/2016	MTL 1 at DC 1	T	Bernardello 1 (Mancosu 1) 86
Game #22	08/06/2016	MTL 1 vs HOU 0	W	Mancosu 2 (Donadel 1) 76
Game #23	08/13/2016	MTL 1 at NYR 3	L	Piatti 13 (Mancosu 2, Donadel 2) 21
Game #24	08/20/2016	MTL 0 vs CHI 3	L	
Game #25	08/24/2016	MTL 1 vs DC 1	T	Camara 2 (Donadel 3) 77
Game #26	08/27/2016	MTL 1 at TOR 0	W	Piatti 14 (Oduro 6, Mancosu 3) 73
Game #27	09/07/2016	MTL 1 vs ORL 4	L	Drogba 9 (unassisted) 2
Game #28	09/10/2016	MTL 1 at PHI 1	T	Mancosu 3 (Toia 2, Bernardello 1) 88
Game #29	09/17/2016	MTL 1 vs NE 3	L	Drogba 10 (penalty kick) 50
Game #30	09/24/2016	MTL 0 at NYR 1	L	
Game #31	09/28/2016	MTL 3 vs SJ 1	W	Oduro 5 (unassisted) 22; Piatti 15 (Mancosu 4) 32; Venegas 1 (Piatti 6, Drogba 6) 92+
Game #32	10/02/2016	MTL 1 at ORL 0	W	Oduro 6 (unassisted) 56
Game #33	10/16/2016	MTL 2 vs TOR 2	T	Piatti 16 (Donadel 4) 19; Piatti 17 (penalty kick) 55
Game #34	10/23/2016	MTL 0 at NE 3	L	



# MONTREAL IMPACT

## MONTREAL IMPACT – CUP COMPETITIONS – GAME-BY-GAME

### CANADIAN CHAMPIONSHIP

#	Player	SF1	SF2	TOR	TOR
1	Evan Bush			2-4	0-0
2	Ambroise Oyongo		87D		
5	Wandrille Lefevre	90D	90D		
6	Hassoun Camara	90D	90D		
7	Dominic Oduro	67M	33		
8	Patrice Bernier	90M			
10	Ignacio Piatti	90M			
11	Didier Drogba	90F	90F		
14	Harry Shipp		57M		
15	Andres Romero				
16	Calum Wallace				
17	Romario Williams				
18	Kyle Bekker	90M	67M		
19	Michael Salazar	23	90F		
22	Eric Kronberg	90G	90G		
23	Laurent Ciman				
24	Anthony Jackson-Hamel				
25	Donny Toia		90D		
26	Kyle Fisher				
27	Johan Venegas				
28	Jeremy Gagnon-Lapare	79D			
29	Eric Alexander	45	90M		
32	Lucas Ontivero	45M	60M		
33	Marco Donadel				
36	Victor Cabrera		90D		
39	Cameron Porter	11	23		
40	Maxime Crepeau				
51	Maxim Tissot				
67	David Choiniere		3		

### CANADIAN CHAMPIONSHIP

SF1	06/01/2016	MTL 2	at	TOR 4	L	Salazar (Drogba) 86; Drogba (unassisted) 91+
SF2	06/08/2016	MTL 0	vs	TOR 0	T	





# NEW YORK CITY FC

## 2016 RECORD

	GP	W-L-T	PTS	GF	GA
NYCFC	34	15-10-9	54	62	57

## RECORD at YANKEE STADIUM

	GP	W-L-T	PTS	GF	GA
	17	8-3-6	30	35	28

## RECORD on road

	GP	W-L-T	PTS	GF	GA
	17	7-7-3	24	27	29

## RECORD at the half

	W	L	T
LEADING	11	0	3
TIED	3	2	6
TRAILING	1	8	0

## RECORD with the first goal

	W	L	T
SCORING	13	1	7
CONCEDING	2	9	0

## TEAM COMPARISONS

	FOR	AGAINST
GOALS SCORED	1.82 (1st)	1.68 (4th)
TOTAL SHOTS	13.62 (5th)	13.38 (7th)
SHOTS ON GOAL	5.12 (2nd)	4.82 (8th)
SHOOTING ACCURACY	37.6% (5th)	36.0% (9th)
SCORING %AGE	13.4% (3rd)	12.5% (4th)
FOULS	12.29 (12th)	11.56 (16th)
CORNER KICKS	4.44 (17th)	6.21 (1st)
OFFSIDE	1.79 (13th)	3.74 (1st)

## GOALS SCORED IN GAME

GP	0	1	2	3	4+	TOT	AVG
34	5	10	10	5	4	62	1.82

## GOALS ALLOWED IN GAME

GP	0	1	2	3	4+	TOT	AVG
34	8	9	8	7	2	57	1.68

## GOALS BY INTERVALS

	TOT	0-15	16-30	31-45+	46-60	61-75	76-90+
FOR	62	11	6	12	9	8	16
AGAINST	57	5	8	13	13	7	11

## WHERE THE GOALS COME FROM

	FOR	AGAINST
GOALS SCORED	62	57
MINUTES PER GOAL	49	54

## HOW SCORED

RIGHT FOOT	40	34
LEFT FOOT	16	9
HEADERS	5	14
OTHER	1	0


## TYPE OF PLAY

OPEN PLAY	41	28
CROSS	4	5
CORNER	6	8
REBOUND	3	3
PENALTIES	6	5
DIRECT FROM FREE KICK	1	2
FREE KICK (INDIRECT)	1	4
OWN GOALS	0	2

## DISTANCE

INSIDE GOAL AREA	8	17
INSIDE PENALTY AREA	46	36
OUTSIDE PENALTY AREA	8	4

## PRIMARY TEAM





# NEW YORK CITY FC

No.	Player	Pos	Ht	Wt	Birthdate	Birthplace	2016				CAREER				
							GP	GS	G	A	GP	GS	G	A	
2	<b>Jason Hernandez</b>	DF	5-10	176	08/26/1983	New York, NY	31	26	0	0	275	249	0	3	
MLS Season: 12. Last club: San Jose Earthquakes.															
3	<b>Ethan White</b>	DF	6-0	183	01/01/1991	Kensington, MD	13	7	0	0	79	66	1	0	
MLS Season: 6. Last club: Philadelphia Union															
4	<b>Maxime Chanot</b>	DF	6-1	172	11/21/1989	Nancy, France	6	5	0	0	6	5	0	0	
MLS Season: 1. Last club: KV Kortrijk (Belgium)															
5	<b>Mikey Lopez</b>	MF	5-8	160	02/20/1993	Dallas, TX	15	6	0	1	29	16	0	1	
MLS Season: 4. 2013 SuperDraft: Round 1, Pick 13 (North Carolina)															
6	<b>Federico Bravo</b>	MF	6-1	156	10/05/1993	Jesus Maria, Argentina	21	11	0	1	21	11	0	1	
MLS Season: 1. Last club: Boca Juniors (Argentina)															
7	<b>David Villa</b>	FW	5-9	152	12/03/1981	Langreo, Spain	33	32	23	4	63	61	41	12	
Designated Player. MLS Season: 2. Last club: Atletico Madrid (Spain)															
8	<b>Frank Lampard</b>	MF	6-0	202	06/20/1978	Romford, London, England	19	15	12	3	29	24	15	4	
Designated Player. MLS Season: 2. Last club: Manchester City (England)															
9	<b>Steven Mendoza</b>	FW	5-7	161	06/27/1992	Palmira, Colombia	24	10	5	1	24	10	5	1	
MLS Season: 1. Last club: Corinthians (Brazil)															
10	<b>Mix Diskerud</b>	MF	6-0	161	10/02/1990	Oslo, Norway	12	9	1	2	39	32	4	3	
MLS Season: 2. Last club: Rosenborg (Norway)															
11	<b>Jack Harrison</b>	MF	5-9	155	11/20/1996	Stoke-on-Trent, England	21	17	4	7	21	17	4	7	
MLS Season: 1. Last club: Chicago Fire. 2016 SuperDraft: Round 1, Pick 1 (Wake Forest). Generation adidas															
12	<b>Josh Saunders</b>	GK	6-4	213	03/02/1981	Grants Pass, OR	33	33	0	0	125	122	0	0	
MLS Season: 11. Last club: San Antonio Scorpions (NASL). 2003 SuperDraft: Round 4, Pick 36 (California)															
13	<b>Frederic Brillant</b>	DF	6-3	156	06/26/1985	Sedan, France	31	31	1	0	31	31	1	0	
MLS Season: 1. Last club: Oostende (Belgium)															
15	<b>Thomas McNamara</b>	MF	5-9	170	02/06/1991	West Nyack, NY	30	28	5	9	55	49	11	12	
MLS Season: 3. Last club: Chivas USA. 2014 SuperDraft: Round 2, Pick 20 (Brown)															
16	<b>Connor Brandt</b>	MF	6-1	165	09/15/1992	San Diego, CA	0	0	0	0	1	0	0	0	
MLS Season: 2. 2015 SuperDraft: Round 2, Pick 23 (Univ. of San Diego)															
19	<b>Khiry Shelton</b>	FW	6-3	191	06/26/1993	Carson, CO	22	13	4	9	39	20	5	10	
MLS Season: 2. 2015 SuperDraft: Round 1, Pick 2 (Oregon State)															
20	<b>Mehdi Ballouchy</b>	MF	5-11	167	04/06/1983	Casablanca, Morocco	4	1	0	0	217	160	16	26	
MLS Season: 11. Last club: Vancouver Whitecaps FC. 2006 SuperDraft: Round 1, Pick 2 (Santa Clara)															
21	<b>Andrea Pirlo</b>	MF	5-9	150	05/19/1979	Flero, Lombardy, Italy	32	32	1	11	45	44	1	16	
Designated Player. MLS Season: 2. Last club: Juventus (Italy)															
22	<b>Ronald Matarrita</b>	DF	5-9	154	07/09/1994	Alajuela, Costa Rica	25	23	1	5	25	23	1	5	
MLS Season: 1. Last club: LD Alajuelense (Costa Rica)															
23	<b>Jefferson Mena</b>	DF	6-0	174	06/15/1989	Apartado, Colombia	16	16	1	0	23	22	1	0	
MLS Season: 2. Last club: Independiente Medellin (Colombia)															
24	<b>Andre Rawls</b>	GK	6-2	182	12/20/1991	San Ramon, CA	0	0	0	0	0	0	0	0	
MLS Season: 1. Last club: St Mary's College															
25	<b>Eirik Johansen</b>	GK	6-7	235	07/12/1992	Tonsberg, Norway	1	1	0	0	1	1	0	0	
MLS Season: 2. Last club: Manchester City (England)															
27	<b>R.J. Allen</b>	DF	6-0	177	04/17/1990	Old Bridge, NJ	24	19	1	6	38	32	1	8	
MLS Season: 2. Last club: Skive IK (Denmark)															
30	<b>Diego Martinez</b>	DF	5-10	158	01/19/1992	General Pacheco, Argentina	4	2	0	1	4	2	0	1	
MLS Season: 1. Last club: River Plate (Argentina)															
51	<b>Andoni Iraola</b>	DF	5-10	171	06/22/1982	Usurbil, Spain	29	25	0	1	38	33	0	2	
MLS Season: 2. Last club: Athletic Bilbao (Spain)															
52	<b>Shannon Gomez</b>	DF	5-7	140	10/05/1996	Chaguanas, Trinidad & Tobago	0	0	0	0	0	0	0	0	
MLS Season: 2. Last club: W Connection (Trinidad & Tobago)															
99	<b>Tony Taylor</b>	FW	6-0	180	07/13/1989	Long Beach, CA	14	7	2	1	17	8	2	1	
MLS Season: 3. Last club: New England Revolution															

HEAD COACH : Patrick Vieira

06/23/1976

W15 L10 T9



## NEW YORK CITY FC

### NEW YORK CITY FC PLAYOFF HISTORY

FIRST APPEARANCE



## NEW YORK CITY FC

### NEW YORK CITY FC INDIVIDUAL HIGH GAMES (2016)

Goals					
3	Frank Lampard	07/30/2016	vs. COL	W 5-1	
Assists					
3	Khiry Shelton	09/23/2016	vs. CHI	W 4-1	
Shots					
10	David Villa	04/23/2016	at PHI	L 0-2	
10	David Villa	04/27/2016	vs. MTL	T 1-1	
10	David Villa	06/02/2016	vs. RSL	L 2-3	
Shots on Goal					
7	Frank Lampard	07/30/2016	vs. COL	W 5-1	
Fouls Committed					
6	Federico Bravo	03/13/2016	vs. TOR	T 2-2	
6	Federico Bravo	04/30/2016	vs. VAN	W 3-2	
Fouls Suffered					
6	David Villa	04/30/2016	vs. VAN	W 3-2	
Offside					
5	David Villa	07/24/2016	at NYR	L 1-4	
Saves					
9	Josh Saunders	09/10/2016	at NE	L 1-3	
Shots Faced					
12	Josh Saunders	09/10/2016	at NE	L 1-3	
Goals Allowed					
7	Josh Saunders	05/21/2016	vs. NYR	L 0-7	

### TEAM HIGH GAMES (2016)

Goals					
5	07/30/2016	vs. COL	W 5-1		
Assists					
5	09/23/2016	vs. CHI	W 4-1		
Shots					
20	03/06/2016	at CHI	W 4-3		
20	06/02/2016	vs. RSL	L 2-3		
Shots on Goal					
10	03/06/2016	at CHI	W 4-3		
Fouls Committed					
18	06/18/2016	vs. PHI	W 3-2		
Fouls Suffered					
19	05/29/2016	vs. ORL	T 2-2		
Corner Kicks					
12	03/18/2016	vs. ORL	L 0-1		
12	04/27/2016	vs. MTL	T 1-1		
Offside					
8	07/24/2016	at NYR	L 1-4		
Saves					
9	09/10/2016	at NE	L 1-3		
Shots Faced					
12	09/10/2016	at NE	L 1-3		
Goals Allowed					
7	05/21/2016	vs. NYR	L 0-7		

### TEAM LOW GAMES (2016)

Shots					
5	07/10/2016	at KC	L 1-3		
5	07/24/2016	at NYR	L 1-4		
Shots on Goal					
1	04/23/2016	at PHI	L 0-2		
1	07/24/2016	at NYR	L 1-4		
1	09/10/2016	at NE	L 1-3		
Fouls Committed					
6	05/15/2016	at POR	W 2-1		
6	06/02/2016	vs. RSL	L 2-3		
6	07/30/2016	vs. COL	W 5-1		
Fouls Suffered					
4	05/15/2016	at POR	W 2-1		
Corner Kicks					
0	06/18/2016	vs. PHI	W 3-2		
Offside					
0	04/27/2016	vs. MTL	T 1-1		
0	05/08/2016	at DC	W 2-0		
0	07/17/2016	at MTL	W 3-1		
0	07/30/2016	vs. COL	W 5-1		
0	08/05/2016	at SJ	T 0-0		
Saves					
0	04/10/2016	vs. CHI	T 0-0		
0	04/16/2016	at CLB	L 2-3		
0	05/08/2016	at DC	W 2-0		
0	06/02/2016	vs. RSL	L 2-3		
0	09/30/2016	at HOU	W 2-0		
Shots Faced					
0	04/10/2016	vs. CHI	T 0-0		
0	05/08/2016	at DC	W 2-0		
0	09/30/2016	at HOU	W 2-0		



**CAREER POSTSEASON STATISTICS FOR CURRENT NEW YORK CITY FC PLAYERS**

UNF	POS	PLAYER	GP	GS	MIN	G	A	SHT	SOG	PKG	PKA	SKG	SKA	FC	FS	OFF	CK	C	E
20	M	Mehdi Ballouchy	5	2	223	0	1	7	3	0	0	0	0	3	2	1	1	1	0
2	D	Jason Hernandez	10	10	900	0	0	0	0	0	0	0	0	7	5	0	0	0	0

UNF	POS	GOALKEEPER	GP	GS	MIN	SHTS	SV	GA	GAA	PKG	PKA	SKG	SKA	W	L	T	SO
12	GK	Josh Saunders	11	10	954	15	30	8	0.75	0	0	5	7	8	2	1	3





2016 NEW YORK CITY FC STATISTICS (15-10-9, 54 pts.)

UNF	POS	PLAYER	GP	GS	MIN	G	A	SHT	SOG	FC	FS	OFF	CK	C	E
7	F	David Villa	33	32	2869	23	4	166	68	47	72	41	5	5	0
8	M	Frank Lampard	19	15	1280	12	3	33	21	12	21	2	0	3	0
15	M	Thomas McNamara	30	28	2229	5	9	40	18	33	28	3	5	5	0
9	F	Steven Mendoza	24	10	1139	5	1	45	10	13	19	1	0	1	0
19	F	Khiry Shelton	22	13	1159	4	9	17	6	10	15	1	0	0	0
11	M	Jack Harrison	21	17	1574	4	7	22	8	15	19	3	4	0	0
99	F	Tony Taylor	14	7	605	2	1	12	3	14	6	1	0	2	0
21	M	Andrea Pirlo	32	32	2770	1	11	26	6	29	33	1	123	4	0
27	D	R.J. Allen	24	19	1751	1	6	4	1	39	19	2	0	7	0
22	D	Ronald Matarrita	25	23	1988	1	5	25	9	28	13	2	12	4	0
10	M	Mix Diskerud	12	9	812	1	2	20	7	7	14	0	0	1	0
13	D	Frederic Brillant	31	31	2790	1	0	11	4	21	12	0	0	4	0
23	D	Jefferson Mena	16	16	1306	1	0	6	2	14	6	0	0	1	0
88	M	Kwadwo Poku	7	3	268	1	0	3	1	4	8	0	1	0	0
6	M	Federico Bravo	21	11	1096	0	1	7	0	36	19	0	0	8	1
51	D	Andoni Iraola	29	25	2180	0	1	3	0	22	17	0	0	3	0
5	M	Mikey Lopez	15	6	672	0	1	12	4	19	10	0	0	6	0
30	D	Diego Martinez	4	2	263	0	1	3	1	6	2	0	0	1	0
14	F	*Patrick Mullins	7	2	230	0	1	7	5	8	7	4	0	2	0
20	M	Mehdi Ballouchy	4	1	145	0	0	0	0	2	2	0	1	0	0
4	D	Maxime Chanot	6	5	495	0	0	1	0	6	1	0	0	2	1
2	D	Jason Hernandez	31	26	2292	0	0	0	0	26	21	0	0	2	1
25	G	Eirik Johansen	1	1	90	0	0	0	0	0	0	0	0	0	0
12	G	Josh Saunders	33	33	2970	0	0	0	0	0	4	0	0	4	0
3	D	Ethan White	13	7	676	0	0	0	0	7	4	0	0	2	1
16	M	Connor Brandt	0	0	0	0	0	0	0	0	0	0	0	0	0
52	D	Shannon Gomez	0	0	0	0	0	0	0	0	0	0	0	0	0
24	G	Andre Rawls	0	0	0	0	0	0	0	0	0	0	0	0	0
		Team totals	34	34	3060	62	63	463	174	418	393	61	151	67	4
		Opponent totals	34	34	3060	57	49	455	164	393	418	127	211	57	5

GAME-WINNING GOALS: David Villa 4, Frank Lampard 3, Jack Harrison 3, Tony Taylor 1, Andrea Pirlo 1  
Steven Mendoza 1, Thomas McNamara 1, Mix Diskerud 1

GAME-WINNING ASSISTS: Thomas McNamara 5, Andrea Pirlo 4, Khiry Shelton 3, Ronald Matarrita 1  
Frank Lampard 1, Jack Harrison 1, R.J. Allen 1

PENALTY KICK GOALS/ATTEMPTS: David Villa 5-6, Frank Lampard 1-1

NEW YORK CITY FC INDIVIDUAL GOALKEEPING

UNF	POS	GOALKEEPER	GP	GS	MIN	SHTS	SV	GA	GAA	PG	PA	W	L	T	SO
25	G	Eirik Johansen	1	1	90	6	5	1	1.00	0	0	1	0	0	0
12	G	Josh Saunders	33	33	2970	158	98	56	1.70	5	6	14	10	9	8
		Team totals	34	34	3060	164	103	57	1.68	5	6	15	10	9	8
		Opponent totals	34	34	3060	174	109	62	1.82	6	7	10	15	9	5

\* = Played with other teams in 2016. Only New York City FC statistics listed here.



# NEW YORK CITY FC

## NEW YORK CITY FC 2016 SCHEDULE

DAY	DATE	OPPONENT	RESULT	ATT.	W-L-T	POS.	PTS	NOTES:
Sun.	Mar. 6	at Chicago	W 4-3	17,768	1-0-0	T1	3	NYC: McNamara (10) Taylor (29) Shelton (36) Diskerud (63); CHI: Cocis (19) Igboananike (49) Accam (72)
Sun.	Mar. 13	Toronto FC	T 2-2	30,315	1-0-1	T2	4	NYC: Villa (24,28); TOR: Perquis (47+) Giovinco (76)
Fri.	Mar. 18	Orlando City SC	L 0-1	24,597	1-1-1	T3	4	ORL: Larin (7)
Sat.	Mar. 26	New England	T 1-1	23,425	1-1-2	T3	5	NYC: McNamara (10); NE: Tierney (38)
Sun.	Apr. 10	Chicago	T 0-0	22,930	1-1-3	T5	6	
Sat.	Apr. 16	at Columbus	L 2-3	16,715	1-2-3	T6	6	NYC: Villa (15,87); CLB: Finlay (7) K. Kamara (49) Meram (80)
Sat.	Apr. 23	at Philadelphia	L 0-2	18,681	1-3-3	T8	6	PHI: Pontius (26) Sapong (41)
Wed.	Apr. 27	Montreal	T 1-1	23,352	1-3-4	8	7	NYC: Allen (51); MTL: Oduro (91+)
Sat.	Apr. 30	Vancouver	W 3-2	25,438	2-3-4	T4	10	NYC: Villa (35,41) Mendoza (73); VAN: Rivero (0:36) Bolanos (63)
Sun.	May 8	at D.C. United	W 2-0	14,504	3-3-4	T3	13	NYC: Villa (49) Shelton (53)
Sun.	May 15	at Portland	W 2-1	21,144	4-3-4	T1	16	NYC: Villa (12) McNamara (65); POR: Adi (55)
Wed.	May 18	at Toronto FC	T 1-1	30,262	4-3-5	1	17	NYC: Poku (16); TOR: Johnson (42)
Sat.	May 21	New York Red Bull	L 0-7	37,858	4-4-5	2	17	NYR: McCarty (3,51) B. Wright-Philli (42,47+) Muyl (56) Veron (83) Baah (89)
Sun.	May 29	Orlando City SC	T 2-2	25,039	4-4-6	4	18	NYC: Brilliant (42) Villa (66); ORL: Baptista (72) Molino (94+)
Thu.	June 2	Real Salt Lake	L 2-3	22,736	4-5-6	4	18	NYC: Harrison (56) Villa (87); RSL: Movsisyan (59) Martinez (67) own goal (74)
Sat.	June 18	Philadelphia	W 3-2	27,456	5-5-6	2	21	NYC: Lampard (8) Villa (21) Pirlo (50); PHI: Alberg (55) own goal (88)
Sat.	June 25	at Seattle	W 2-0	47,537	6-5-6	2	24	NYC: Lampard (38) Matarrita (87)
Sun.	July 3	New York Red Bull	W 2-0	33,613	7-5-6	1	27	NYC: Harrison (8) Villa (66)
Wed.	July 6	at New England	W 1-0	18,187	8-5-6	1	30	NYC: Lampard (58)
Sun.	July 10	at Sporting KC	L 1-3	19,881	8-6-6	1	30	NYC: Lampard (14); KC: Feilhaber (8) Medranda (16) Opara (51)
Sun.	July 17	at Montreal	W 3-1	20,801	9-6-6	1	33	NYC: Villa (35) Harrison (47+) Lampard (85); MTL: Shipp (55)
Sun.	July 24	at New York Red B	L 1-4	25,218	9-7-6	1	33	NYC: McNamara (43); NYR: B. Wright-Philli (20,70) Zubar (23) Kljestan (41)
Sat.	July 30	Colorado	W 5-1	25,711	10-7-6	1	36	NYC: Lampard (28,81,84) Taylor (42) Mendoza (75); COL: Gashi (92+)
Fri.	Aug. 5	at San Jose	T 0-0	18,000	10-7-7	1	37	
Sat.	Aug. 13	at Columbus	T 3-3	18,189	10-7-8	1	38	NYC: Lampard (41) Villa (83,92+); CLB: Meram (49) Finlay (80,95+)
Sat.	Aug. 20	Los Angeles	W 1-0	35,509	11-7-8	1	41	NYC: Villa (6)
Sun.	Aug. 28	at Orlando City S	L 1-2	27,482	11-8-8	2	41	NYC: Mendoza (55); ORL: Kaka (32,63)
Thu.	Sept. 1	D.C. United	W 3-2	23,768	12-8-8	1	44	NYC: Villa (79) Lampard (85,93+); DC: Sam (36) Neagle (91+)
Sat.	Sept. 10	at New England	L 1-3	23,235	12-9-8	2	44	NYC: Lampard (49); NE: Agudelo (21) Nguyen (42) Fagundez (58)
Sat.	Sept. 17	FC Dallas	T 2-2	25,204	12-9-9	2	45	NYC: McNamara (8) Shelton (78); DAL: Urruti (20) Barrios (52)
Fri.	Sept. 23	Chicago	W 4-1	25,011	13-9-9	1	48	NYC: Mena (8) Villa (9,83) Mendoza (44); CHI: Solognac (35)
Fri.	Sept. 30	at Houston	W 2-0	19,616	14-9-9	1	51	NYC: Villa (52,91+)
Sun.	Oct. 16	at D.C. United	L 1-3	30,943	14-10-9	2	51	NYC: Villa (72); DC: Mullins (27) Boswell (31) Vincent (45)
Sun.	Oct. 23	Columbus	W 4-1	30,374	15-10-9	2	54	NYC: Mendoza (45) Harrison (75) Shelton (77) Villa (93+); CLB: O. Kamara (59)





# NEW YORK CITY FC

## NEW YORK CITY FC – GAME-BY-GAME LOG

Game #1	03/06/2016	NYC 4 at CHI 3	W	McNamara 1 (Shelton 1) 10; Taylor 1 (unassisted) 29; Shelton 1 (Diskerud 1) 36; Diskerud 1 (McNamara 1) 63
Game #2	03/13/2016	NYC 2 vs TOR 2	T	Villa 1 (penalty kick) 24; Villa 2 (Diskerud 2) 28
Game #3	03/18/2016	NYC 0 vs ORL 1	L	McNamara 2 (unassisted) 10
Game #4	03/26/2016	NYC 1 vs NE 1	T	Villa 3 (Iraola 1) 15; Villa 4 (penalty kick) 87
Game #5	04/10/2016	NYC 0 vs CHI 0	T	Allen 1 (McNamara 2, Shelton 2) 51
Game #6	04/16/2016	NYC 2 at CLB 3	L	Villa 5 (Shelton 3) 35; Villa 6 (Pirlo 1) 41; Mendoza 1 (McNamara 3, Matarrita 1) 73
Game #7	04/23/2016	NYC 0 at PHI 2	L	Villa 7 (McNamara 4, Shelton 4) 49; Shelton 2 (Matarrita 2) 53
Game #8	04/27/2016	NYC 1 vs MTL 1	T	Villa 8 (Allen 1) 12; McNamara 3 (Pirlo 2) 65
Game #9	04/30/2016	NYC 3 vs VAN 2	W	Poku 1 (Mullins 1, Mendoza 1) 16
Game #10	05/08/2016	NYC 2 at DC 0	W	Brilliant 1 (Allen 2, Pirlo 3) 42; Villa 9 (Pirlo 4) 66
Game #11	05/15/2016	NYC 2 at POR 1	W	Harrison 1 (Villa 1) 56; Villa 10 (penalty kick) 87
Game #12	05/18/2016	NYC 1 at TOR 1	T	Lampard 1 (McNamara 5, Allen 3) 8; Villa 11 (Harrison 1) 21; Pirlo 1 (unassisted) 50
Game #13	05/21/2016	NYC 0 vs NVR 7	L	Lampard 2 (Allen 4) 38; Matarrita 1 (Lopez 1) 87
Game #14	05/29/2016	NYC 2 vs ORL 2	T	Harrison 2 (Pirlo 5) 8; Villa 12 (Harrison 2, Lampard 1) 66
Game #15	06/02/2016	NYC 2 vs RSL 3	L	Lampard 3 (McNamara 6, Pirlo 6) 58
Game #16	06/18/2016	NYC 3 vs PHI 2	W	Lampard 4 (Matarrita 3, Pirlo 7) 14
Game #17	06/25/2016	NYC 2 at SEA 0	W	Villa 13 (McNamara 7) 35; Harrison 3 (McNamara 8) 47+; Lampard 5 (unassisted) 85
Game #18	07/03/2016	NYC 2 vs NVR 0	W	McNamara 4 (Allen 5, Pirlo 8) 43
Game #19	07/06/2016	NYC 1 at NE 0	W	Lampard 6 (McNamara 9, Martinez 1) 28; Taylor 2 (unassisted) 42; Mendoza 2 (unassisted) 75; Lampard 7 (Harrison 3) 81
Game #20	07/10/2016	NYC 1 at KC 3	L	Lampard 8 (penalty kick) 84
Game #21	07/17/2016	NYC 3 at MIL 1	W	Lampard 9 (unassisted) 41; Villa 14 (Pirlo 9) 83; Villa 15 (penalty kick) 92+
Game #22	07/24/2016	NYC 1 at NYR 4	L	Villa 16 (unassisted) 6
Game #23	07/30/2016	NYC 5 vs COL 1	W	Mendoza 3 (unassisted) 55
Game #24	08/05/2016	NYC 0 at SJ 0	T	Villa 17 (unassisted) 79; Lampard 10 (Villa 2, Shelton 5) 85; Lampard 11 (Shelton 6) 93+
Game #25	08/13/2016	NYC 3 at CLB 3	T	Lampard 12 (Allen 6, Pirlo 10) 49
Game #26	08/20/2016	NYC 1 vs LA 0	W	McNamara 5 (Harrison 4, Matarrita 4) 8; Shelton 3 (Harrison 5) 78
Game #27	08/28/2016	NYC 1 at ORL 2	L	Mena 1 (Shelton 7, Matarrita 5) 8; Villa 18 (Shelton 8) 9; Mendoza 4 (Villa 3) 44; Villa 19 (Shelton 9) 83
Game #28	09/01/2016	NYC 3 vs DC 2	W	Villa 20 (Pirlo 11, Harrison 6) 52; Villa 21 (Taylor 1, Bravo 1) 91+
Game #29	09/10/2016	NYC 1 at NE 3	L	Villa 22 (penalty kick) 72
Game #30	09/17/2016	NYC 2 vs DAL 2	T	Mendoza 5 (Villa 4) 45; Harrison 4 (Lampard 2) 75; Shelton 4 (Harrison 7) 77; Villa 23 (Lampard 3) 93+
Game #31	09/23/2016	NYC 4 vs CHI 1	W	
Game #32	09/30/2016	NYC 2 at HOU 0	W	
Game #33	10/16/2016	NYC 1 at DC 3	L	
Game #34	10/23/2016	NYC 4 vs CLB 1	W	



# NEW YORK CITY FC

## NEW YORK CITY FC – CUP COMPETITIONS – GAME-BY-GAME

U.S. OPEN CUP

4R  
COSM  
0-1

# Player

2	Jason Hernandez	3
3	Ethan White	90D
4	Andrew Jacobson	90M
5	Mikey Lopez	
6	Federico Bravo	
7	David Villa	
8	Frank Lampard	
9	Steven Mendoza	
10	Mix Diskerud	90M
11	Jack Harrison	1
12	Josh Saunders	
13	Frederic Brillant	
14	Patrick Mullins	90F
15	Thomas McNamara	
16	Connor Brandt	
19	Khiry Shelton	73F
20	Mehdi Ballouchy	89M
21	Andrea Pirlo	
22	Ronald Matarrita	
23	Jefferson Mena	87D
24	Andre Rawls	
25	Eirik Johansen	90G
27	R.J. Allen	
30	Diego Martinez	90D
51	Andoni Iraola	
52	Shannon Gomez	90D
88	Kwadwo Poku	90F
99	Tony Taylor	17

U.S. OPEN CUP  
4R 06/15/2016 NYC 0 vs COSMOS 1 L



# NEW YORK RED BULLS

## 2016 RECORD

	GP	W-L-T	PTS	GF	GA
Red Bulls	34	16-9-9	57	61	44

## RECORD at RED BULL ARENA

	GP	W-L-T	PTS	GF	GA
	17	13-2-2	41	36	17

## RECORD on road

	GP	W-L-T	PTS	GF	GA
	17	3-7-7	16	25	27

## RECORD at the half

	W	L	T
LEADING	11	0	3
TIED	3	2	6
TRAILING	1	8	0

## RECORD with the first goal

	W	L	T
SCORING	13	1	7
CONCEDING	2	9	0

## TEAM COMPARISONS

	FOR	AGAINST
GOALS SCORED	1.79 (2nd)	1.29 (13th)
TOTAL SHOTS	12.97 (9th)	11.71 (17th)
SHOTS ON GOAL	5.12 (2nd)	4.71 (14th)
SHOOTING ACCURACY	39.5% (3rd)	35.9% (10th)
SCORING %AGE	13.8% (2nd)	11.1% (10th)
FOULS	13.24 (5th)	13.21 (4th)
CORNER KICKS	5.44 (5th)	4.47 (3rd)
OFFSIDE	2.29 (5th)	3.15 (16th)

## GOALS SCORED IN GAME

GP	0	1	2	3	4+	TOT	AVG
34	8	8	8	6	4	61	1.79

## GOALS ALLOWED IN GAME

GP	0	1	2	3	4+	TOT	AVG
34	11	5	15	3	0	44	1.29

## GOALS BY INTERVALS

	TOT	0-15	16-30	31-45+	46-60	61-75	76-90+
FOR	61	4	11	11	18	11	6
AGAINST	44	3	4	8	5	11	13

## WHERE THE GOALS COME FROM

	FOR	AGAINST
GOALS SCORED	61	44
MINUTES PER GOAL	50	70

## HOW SCORED

RIGHT FOOT	33	28
LEFT FOOT	13	10
HEADERS	15	5
OTHER	0	1

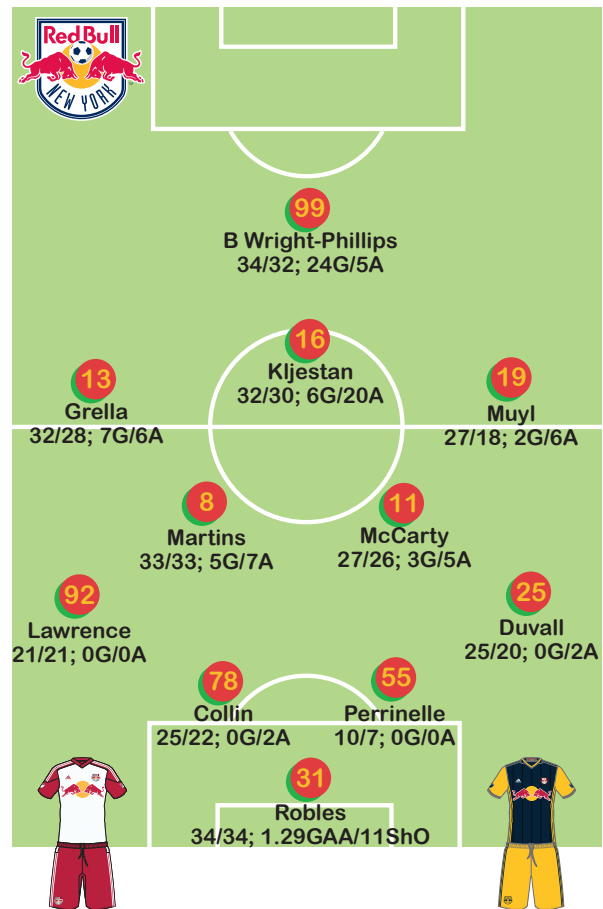
## TYPE OF PLAY

OPEN PLAY	32	27
CROSS	7	9
CORNER	8	3
REBOUND	3	0
PENALTIES	1	3
DIRECT FROM FREE KICK	3	1
FREE KICK (INDIRECT)	5	0
OWN GOALS	2	1

## DISTANCE

INSIDE GOAL AREA	13	9
INSIDE PENALTY AREA	43	29
OUTSIDE PENALTY AREA	5	6

## PRIMARY TEAM





# NEW YORK RED BULLS

No.	Player	Pos	Ht	Wt	Birthdate	Birthplace	2016				CAREER				
							GP	GS	G	A	GP	GS	G	A	
3	<b>Gideon Baah</b>	DF	6-0	185	10/01/1991	Accra, Ghana	9	6	2	0	9	6	2	0	
MLS Season: 1. Last club: HJK Helsinki (Finland)															
4	<b>Tyler Adams</b>	MF	5-9	150	02/14/1999	Wappingers Falls, NY	1	1	0	0	1	1	0	0	
Homegrown Player. MLS Season: 1. Last club: New York Red Bulls II (USL)															
5	<b>Connor Lade</b>	DF	5-7	145	11/16/1989	Livingston, NJ	18	15	1	1	73	55	1	5	
Homegrown Player. MLS Season: 5.															
7	<b>Derrick Etienne Jr.</b>	MF	5-10	160	11/25/1996	Richmond, VA	1	0	0	0	1	0	0	0	
Homegrown Player. MLS Season: 1.															
8	<b>Felipe Martins</b>	MF	5-9	150	09/30/1990	Engenheiro Beltrao, Brazil	33	33	5	7	160	153	20	36	
MLS Season: 7. Last club: Montreal Impact															
9	<b>Anatole Abang</b>	FW	6-1	160	07/06/1996	Yaounde, Cameroon	8	2	0	0	25	5	4	1	
MLS Season: 2. Last club: Rainbow FC (Cameroon)															
11	<b>Dax McCarty</b>	MF	5-9	150	04/30/1987	Winter Park, FL	27	26	3	5	275	245	19	46	
MLS Season: 11. Last club: D.C. United															
13	<b>Mike Grella</b>	MF	5-11	178	01/23/1987	Glen Cove, NY	32	28	7	6	65	58	16	13	
MLS Season: 2. Last club: Carolina Railhawks (NASL)															
15	<b>Sal Zizzo</b>	DF	5-10	170	04/03/1987	San Diego, CA	28	20	0	2	139	72	2	15	
MLS Season: 7. Last club: Sporting Kansas City															
16	<b>Sacha Kijestan</b>	MF	6-1	170	09/09/1985	Huntington Beach, CA	32	30	6	20	179	174	29	67	
MLS Season: 7. Last club: RSC Anderlecht (Belgium). International: USA															
18	<b>Ryan Meara</b>	GK	6-4	185	11/15/1990	Crestwood, NY	0	0	0	0	19	19	0	0	
MLS Season: 5. Last club: New York City FC. 2012 SuperDraft: Round 2, Pick 31 (Fordham Univ.)															
19	<b>Alex Muijl</b>	FW	5-11	175	09/30/1995	New York, NY	27	18	2	6	27	18	2	6	
Homegrown Player. MLS Season: 1.															
20	<b>Justin Bilyeu</b>	DF	6-1	175	02/03/1994	St. Louis, MO	3	1	0	0	3	1	0	0	
MLS Season: 1. 2016 SuperDraft: Round 1, Pick 18 (Southern Illinois Univ.-Edwardsville)															
21	<b>Brandon Allen</b>	FW	6-1	190	10/08/1993	Old Bridge, NJ	1	0	0	0	1	0	0	0	
Homegrown Player. MLS Season: 1.															
22	<b>Karl Ouimette</b>	DF	6-0	175	06/18/1992	Repentigny, QC, Canada	7	6	0	0	38	28	1	0	
MLS Season: 5. Last club: Montreal Impact (MLS)															
23	<b>Ronald Zubar</b>	DF	6-2	175	09/20/1985	Les Abymes, Guadeloupe	21	19	2	0	33	27	3	0	
MLS Season: 2. Last club: Ajaccio (France)															
24	<b>Kyle Reynish</b>	GK	6-3	193	11/03/1983	Valencia, CA	0	0	0	0	9	8	0	0	
MLS Season: 7. Last club: Chicago Fire															
25	<b>Chris Duvall</b>	DF	5-10	165	09/10/1991	Duluth, GA	25	20	0	2	59	52	1	4	
MLS Season: 3. 2014 SuperDraft: Round 2, Pick 22 (Wake Forest)															
26	<b>Omer Damari</b>	FW	6-0	170	03/24/1989	Rishon LeZion, Israel	4	0	0	0	4	0	0	0	
MLS Season: 1. 2014 SuperDraft: RB Leipzig (Germany)															
27	<b>Sean Davis</b>	MF	6-0	165	02/08/1993	Long Branch, NJ	21	11	2	3	35	15	2	4	
Homegrown Player. MLS Season: 2.															
30	<b>Gonzalo Veron</b>	MF	5-8	155	12/24/1989	Moreno, Buenos Aires, Argentina	23	6	3	0	36	8	4	1	
MLS Season: 2. Last club: CA San Lorenzo (Argentina)															
31	<b>Luis Robles</b>	GK	6-1	180	05/11/1984	Fort Huachuca, AZ	34	34	0	0	140	140	0	1	
MLS Season: 5. Last club: Karlsruher SC (Germany)															
33	<b>Aaron Long</b>	MF	6-1	173	10/12/1992	Oak Hills, CA	0	0	0	0	0	0	0	0	
MLS Season: 2. 2014 SuperDraft: Round 2, Pick 22 (Univ. of California, Riverside)															
55	<b>Damien Perrinelle</b>	DF	6-1	170	09/12/1983	Suresnes, Ile-de-France, France	10	7	0	0	40	34	2	1	
MLS Season: 3. Last club: FC Istres (France)															
77	<b>Daniel Royer</b>	MF	5-10	160	05/22/1990	Schladming, Austria	6	3	1	1	6	3	1	1	
MLS Season: 1. Last club: FC Midtjylland (Denmark)															
78	<b>Aurelien Collin</b>	DF	6-2	190	03/08/1986	Enghien-les-Bains, France	25	22	0	2	160	152	13	5	
MLS Season: 5. Last club: Orlando City SC															
92	<b>Kemar Lawrence</b>	DF	5-10	160	09/17/1992	Kingston, Jamaica	21	21	0	0	44	44	1	4	
MLS Season: 2. Harbour View FC (Jamaica). International: Jamaica															
98	<b>Shaun Wright-Phillips</b>	MF	5-5	140	10/25/1981	London, England	7	1	0	0	19	2	1	1	
MLS Season: 2. Queens Park Rangers (England)															
99	<b>Bradley Wright-Phillips</b>	FW	5-8	155	03/12/1985	London, England	34	32	24	5	107	98	69	15	
MLS Season: 4. Last club: Charlton Athletic (England)															

HEAD COACH : Jesse Marsch

11/08/1973

W46 L35 T21



# NEW YORK RED BULLS

## NEW YORK RED BULLS/METROSTARS PLAYOFF HISTORY

vs. Team	No. of Series	Series W-L	GP	W-L-T	OT	ShO	GF	GA	Last Mtg.	Round	Series Result
Chicago	1	0-1	3	1-2-0	0-0-0	0-0	4	6	2000	Semifinals	Lost 6 pts. to 3
Columbus	3	0-3	5	1-4-0	0-0-0	0-1	6	11	2015	Semifinals	Lost Series Tie-Breaker
D.C. United	6	2-4	13	4-7-2	0-0-0	1-0	10	15	2015	Quarterfinals	Won 2 games to 0
FC Dallas	2	2-0	3	3-0-0	1-0-0	0-0	6	2	2011	Wild Card	Won 1 games to 0
Houston	2	1-1	4	1-1-2	0-1-0	0-0	7	5	2013	Quarterfinals	Lost 1 games to 0
Kansas City	1	1-0	1	1-0-0	0-0-0	0-0	2	1	2014	Wild Card	Won 1 games to 0
Los Angeles	2	0-2	5	1-3-1	0-0-1	0-0	8	9	2011	Quarterfinals	Lost 2 games to 0
New England	4	0-4	8	1-4-3	0-0-0	0-0	6	11	2014	Semifinals	Lost 1 games to 0
Real Salt Lake	1	1-0	1	1-0-0	0-0-0	0-0	1	0	2008	Semifinals	Won 1 games to 0
San Jose	1	0-1	2	1-1-0	0-0-0	0-0	2	3	2010	Quarterfinals	Lost Series Tie-Breaker
<b>TOTALS</b>	<b>23</b>	<b>7-16</b>	<b>45</b>	<b>15-22-8</b>	<b>1-1-1</b>	<b>1-1</b>	<b>52</b>	<b>63</b>			

## NEW YORK RED BULLS/METROSTARS – ALL-TIME POSTSEASON RESULTS

DATE	OPPONENT	RESULT	ATT.	W-L-T	RD.	GOALS:
09/24/1996	D.C. United	W 3-2	14,416	1-0-0	QTR	MET: De Avila (38) Savarese (75); DC: Diaz Arce (24) Moreno (56)
09/27/1996	at D.C. United	L 0-1	21,442	1-1-0	QTR	DC: Etcheverry (72)
10/02/1996	at D.C. United	L 1-2	20,423	1-2-0	QTR	MET: De Avila (86); DC: Rammel (67) Diaz Arce (89)
09/30/1998	at Columbus	L 3-5	10,996	0-1-0	QTR	MET: Hurtado (53) Sorber (60) Joseph (80); CLB: McBride (9,12) Smith (33) Farrell (38) John (58)
10/03/1998	Columbus	L 1-2	11,686	0-2-0	QTR	MET: Ramos (13); CLB: John (22)
09/15/2000	Dallas	W 2-1 (OT)	14,868	1-0-0	QTR	MET: Mathis (34) Valencia (100); DAL: Rhine (67)
09/20/2000	at Dallas	W 2-1	7,555	2-0-0	QTR	MET: Mathis (53,81); DAL: J. Rodriguez (82)
09/26/2000	at Chicago	L 0-3	7,141	2-1-0	SEM	CHI: Stoitchkov (21) Kovalenko (35) Razov (84)
09/30/2000	Chicago	W 2-0	15,476	3-1-0	SEM	MET: Chung (40) Valencia (84)
10/06/2000	at Chicago	L 2-3	10,133	3-2-0	SEM	MET: Valencia (32,36); CHI: Brown (3) Stoitchkov (31) Razov (88)
09/23/2001	at Los Angeles	T 1-1 (OT)	11,580	0-0-1	QTR	MET: Faria (29); LA: Caligiuri (63)
09/26/2001	Los Angeles	W 4-1	12,817	1-0-1	QTR	MET: Faria (72,80) Chung (75) Valencia (83); LA: Victorine (4)
09/29/2001	at Los Angeles	L 2-4 (ST)	6,154	1-1-1	QTR	MET: Villegas (49,61); LA: Victorine (21,33) Frye (56) Cienfuegos (98)
11/01/2003	New England	L 0-2	10,211	0-1-0	QTR	NE: Fabbro (17) Noonan (65)
11/09/2003	at New England	T 1-1	14,823	0-1-1	QTR	MET: Guevara (45); NE: Noonan (21)
10/23/2004	D.C. United	L 0-2	11,161	0-1-0	QTR	DC: Stewart (67) Eskandarian (88)
10/30/2004	at D.C. United	L 0-2	15,763	0-2-0	QTR	DC: Moreno (85) Namoff (89)
10/22/2005	New England	W 1-0	10,003	1-0-0	QTR	MET: Guevara (34)
10/29/2005	at New England	L 1-3	9,581	1-1-0	QTR	MET: Djorkaeff (59); NE: Cancela (68) Noonan (73) Smith (83)
10/21/2006	D.C. United	L 0-1	8,630	0-1-0	QTR	DC: Gomez (77)
10/29/2006	at D.C. United	T 1-1	21,455	0-1-1	QTR	NY: Altidore (70); DC: Gomez (86)
10/27/2007	New England	T 0-0	14,165	0-0-1	QTR	
11/03/2007	at New England	L 0-1	10,116	0-1-1	QTR	NE: Twellman (64)
11/01/2008	Houston	T 1-1	11,578	0-0-1	QTR	NY: Angel (48); HOU: Kamara (85)
11/09/2008	at Houston	W 3-0	30,053	1-0-1	QTR	NY: Richards (25) Angel (36) Wolyniec (81)
11/15/2008	at Real Salt Lake	W 1-0	20,008	1-0-1	SEM	NY: van den Bergh (28)
11/23/2008	at Columbus	L 1-3	27,000	2-1-1	FIN	NY: Wolyniec (51); CLB: Moreno (31) Marshall (53) Hejduk (82)
10/30/2010	at San Jose	W 1-0	10,525	1-0-0	QTR	NY: Lindpere (56)
11/04/2010	San Jose	L 1-3	22,839	1-1-0	QTR	NY: Angel (78); SJ: Convey (6,76) Wondolowski (81)
10/26/2011	at FC Dallas	W 2-0	10,017	1-0-0	WC	NY: Lindpere (61) Henry (90)
10/30/2011	Los Angeles	L 0-1	22,663	1-1-0	QTR	LA: Magee (15)
11/03/2011	at Los Angeles	L 1-2	27,000	1-2-0	QTR	NY: Rodgers (4); LA: Magee (42) Donovan (75)
11/03/2012	at D.C. United	T 1-1	17,556	0-0-1	QTR	NY: own goal (65); DC: own goal (61)
11/08/2012	D.C. United	L 0-1	14,035	0-1-1	QTR	DC: DeLeon (88)
11/03/2013	at Houston	T 2-2	20,626	0-0-1	QTR	NY: Cahill (22) Alexander (32); HOU: R. Clark (51) Cummings (92+)
11/06/2013	Houston	L 1-2 (OT)	22,264	0-1-1	QTR	NY: Wright-Phillips (23); HOU: Davis (36) Cummings (104)
10/30/2014	Sporting KC	W 2-1	15,518	1-0-0	WC	NY: Wright-Phillips (77,90); KC: Dwyer (53)
11/02/2014	D.C. United	W 2-0	18,054	2-0-0	QTR	NY: Wright-Phillips (40) Luyindula (73)
11/08/2014	at D.C. United	L 1-2	20,187	2-1-0	QTR	NY: Luyindula (57); DC: DeLeon (37) Franklin (91+)
11/23/2014	New England	L 1-2	25,000	2-2-0	SEM	NY: Wright-Phillips (27); NE: Bunbury (17) Jones (85)
11/29/2014	at New England	T 2-2	32,698	2-2-1	SEM	NY: Cahill (26) Luyindula (52); NE: Davies (41,70)
11/01/2015	at D.C. United	W 1-0	19,525	1-0-0	QTR	NYR: McCarty (72)
11/08/2015	D.C. United	W 1-0	25,219	2-0-0	QTR	NYR: B. Wright-Philli (92+)
11/22/2015	at Columbus	L 0-2	21,617	2-1-0	SEM	CLB: Meram (0:09) Kamara (85)
11/29/2015	Columbus	W 1-0	25,219	3-1-0	SEM	NYR: Abang (93+)





## ALL-TIME METROSTARS-N.Y. RED BULLS POSTSEASON STATISTICS (15-22-8, 51 PTS.)

PLAYER	GP	GS	MIN	G	A
Bradley Wright-Phillips	10	9	791	6	1
Adolfo Valencia	8	8	714	5	4
Peguy Luyindula	7	5	444	3	2
Clint Mathis	9	7	708	3	2
Rodrigo Faria	3	3	274	3	1
Juan Pablo Angel	8	8	694	3	0
Mark Chung	8	8	748	2	2
Petter Villegas	8	8	712	2	2
Tim Cahill	9	6	623	2	1
Antony De Avila	3	3	270	2	1
Amado Guevara	8	8	720	2	1
John Wolyniec	10	8	701	2	1
Joel Lindpere	7	7	625	2	0
Thierry Henry	13	12	1107	1	7
Dane Richards	11	11	976	1	3
Miles Joseph	5	4	391	1	2
Mike Sorber	2	2	180	1	2
Youri Djorkaeff	3	3	270	1	1
Dax McCarty	15	15	1323	1	1
Anatole Abang	2	0	22	1	0
Eric Alexander	7	6	512	1	0
Jozy Altidore	4	4	360	1	0
Eduardo Hurtado	2	2	180	1	0
Tab Ramos	9	8	746	1	0
Luke Rodgers	2	2	170	1	0
Giovanni Savarese	5	1	175	1	0
Dave van den Bergh	6	6	525	1	0
Alex Comas	5	2	194	0	2
Roberto Donadoni	3	3	270	0	2
Daniel Hernandez	3	3	288	0	2
Mike Petke	9	9	785	0	2
Lloyd Sam	11	10	897	0	2
Juan Agudelo	3	2	200	0	1
Mehdi Ballouchy	5	2	223	0	1
Sergio Galvan Rey	4	2	250	0	1
Gilmar	2	1	73	0	1
Sacha Kljestan	4	4	360	0	1
Roy Myers	5	4	364	0	1
Ambroise Oyongo	5	2	218	0	1
Ross Paule	3	2	186	0	1
Sinisa Ubiparipovic	6	4	315	0	1
Gonzalo Veron	4	0	68	0	1
Jeff Agoos	2	2	180	0	0
Chris Albright	2	2	174	0	0
Pedro Alvarez	2	0	35	0	0
Mike Ammann	2	2	180	0	0
Armando	1	0	1	0	0
Stephane Auvray	1	0	74	0	0
Brandon Barklage	2	1	127	0	0
Edgar Bartolomeu	1	0	19	0	0
Ruben Bover	1	0	1	0	0
Andrew Boyens	2	2	180	0	0
Michael Bradley	2	2	180	0	0
Pablo Brenes	2	2	170	0	0
Nicola Caricola	2	2	164	0	0
David Carney	2	2	210	0	0
Danny Cepero	4	4	360	0	0
Ricardo Clark	4	4	360	0	0
Jon Conway	4	4	360	0	0
Kenny Cooper	2	1	100	0	0
Ramiro Corrales	1	0	14	0	0
Bouna Coundoul	2	2	180	0	0
Cristian da Silva	2	1	110	0	0
Digao	1	0	1	0	0
Joey DiGiamarino	1	1	71	0	0
Francis Doe	1	1	68	0	0
Thomas Dooley	2	1	77	0	0
Mike Duhaney	2	2	180	0	0
Todd Dunivant	2	2	180	0	0
Richard Eckersley	5	5	435	0	0
Fabian Espindola	1	0	57	0	0
Gilberto Flores	1	1	30	0	0
Hunter Freeman	2	2	180	0	0
Eddie Gaven	6	5	495	0	0
Ted Gillen	1	1	33	0	0
Cornell Glen	2	1	125	0	0
Kevin Goldthwaite	4	4	360	0	0
Paul Grafer	3	3	280	0	0
Taylor Graham	2	0	2	0	0
Mike Grella	4	4	277	0	0
Jeremy Hall	2	0	7	0	0
Rhett Hartly	3	3	183	0	0
Chris Henderson	2	0	49	0	0
Jason Hernandez	2	2	180	0	0
Markus Holgersson	4	4	390	0	0

## NEW YORK RED BULLS

Tim Howard	3	3	288	0	0
Salou Ibrahim	1	0	6	0	0
Diego Jimenez	4	4	360	0	0
Rob Johnson	3	0	100	0	0
Steve Jolley	10	10	928	0	0
Andrzej Juskowiak	1	1	60	0	0
Macoumba Kandji	2	0	14	0	0
Stephen Keel	3	3	270	0	0
Brian Kelly	1	1	45	0	0
Matt Knowles	3	1	178	0	0
Dema Kovalenko	4	4	359	0	0
Connor Lade	4	2	184	0	0
Alexi Lalas	2	2	180	0	0
Kemar Lawrence	4	4	342	0	0
Jacob LeBlanc	1	0	13	0	0
Chris Leitch	9	8	719	0	0
Sebastien Le Toux	1	1	80	0	0
Mark Lisi	6	3	352	0	0
Mike Magee	3	1	89	0	0
Rafa Marquez	6	6	480	0	0
Felipe Martins	4	4	352	0	0
Lothar Matthaus	5	5	460	0	0
Carlos Mendes	11	9	804	0	0
Tony Meola	7	7	630	0	0
Matt Miazga	4	4	360	0	0
Roy Miller	10	8	754	0	0
Mike Nugent	1	0	34	0	0
Jamison Olave	6	6	515	0	0
Arley Palacios	2	2	180	0	0
Jeff Parke	6	6	540	0	0
Heath Pearce	2	2	180	0	0
Orlando Perez	3	3	288	0	0
Damien Perrinelle	1	1	51	0	0
Juan Pietravallo	2	0	20	0	0
Eddie Pope	4	4	360	0	0
Ante Razov	1	0	5	0	0
Tim Ream	5	5	450	0	0
Tim Regan	1	1	75	0	0
Claudio Reyna	2	2	112	0	0
Carl Robinson	1	0	1	0	0
Luis Robles	13	13	1200	0	0
Jorge Rojas	2	0	79	0	0
Jim Rooney	1	1	45	0	0
Frank Rost	3	3	270	0	0
Luke Sassano	4	4	341	0	0
Markus Schopp	2	2	131	0	0
Ibrahim Sekagya	7	7	656	0	0
Mark Semioli	3	0	71	0	0
Steve Shak	2	0	6	0	0
Damian Silvera	2	1	149	0	0
Jan Gunnar Solli	2	2	169	0	0
Diego Sonora	2	2	146	0	0
Seth Stammer	6	6	540	0	0
Jonny Steele	2	2	188	0	0
Teemu Tainio	5	5	376	0	0
Joselito Vaca	1	0	15	0	0
Marcelo Vega	1	1	75	0	0
Peter Vermes	3	3	270	0	0
Joe Vide	1	1	77	0	0
Jonny Walker	4	4	360	0	0
Billy Walsh	10	6	611	0	0
Richie Williams	4	4	325	0	0
A.J. Wood	2	2	96	0	0
Shaun Wright-Phillips	2	0	23	0	0
Marvell Wynne	2	2	179	0	0
Jeff Zaun	3	3	211	0	0
Craig Ziadie	2	2	103	0	0
Sal Zizzo	4	4	360	0	0
Ronald Zubar	4	3	309	0	0
Own-goals received				1	
Team totals	45	45	4108	52	54
Opponent totals	45	45	4108	63	74

### NEW YORK INDIVIDUAL GOALKEEPING

GOALKEEPER	GP	GS	SV	GA	GAA	SO
Jon Conway	4	4	13	3	0.75	1
Danny Cepero	4	4	17	4	1.00	2
Frank Rost	3	3	12	3	1.00	1
Luis Robles	13	13	34	15	1.13	4
Mike Ammann	2	2	7	3	1.50	1
Bouna Coundoul	2	2	7	3	1.50	1
Paul Grafer	3	3	8	5	1.61	0
Jonny Walker	4	4	14	7	1.75	0
Tim Howard	3	3	16	6	1.88	0
Tony Meola	7	7	34	14	2.00	1
Team totals	45	45	163	63	1.38	11
Opponent totals	45	45	174	52	1.14	11



## NEW YORK RED BULLS

### CAREER POSTSEASON STATISTICS FOR CURRENT NEW YORK RED BULLS PLAYERS

UNF	POS	PLAYER	GP	GS	MIN	G	A	SHT	SOG	PKG	PKA	SKG	SKA	FC	FS	OFF	CK	C	E
9	F	Anatole Abang	2	0	22	1	0	2	1	0	0	0	0	0	0	0	0	0	0
78	D	Aurelien Collin	11	11	1050	4	1	12	4	0	0	1	1	21	10	4	0	2	0
13	F	Mike Grella	4	4	277	0	0	9	5	0	0	0	0	3	5	0	0	0	0
16	M	Sacha Kljestan	12	11	1012	1	3	22	8	1	1	0	0	24	22	3	46	2	0
5	D	Connor Lade	4	2	184	0	0	0	0	0	0	0	0	5	2	0	0	1	0
92		Kemar Lawrence	4	4	342	0	0	3	0	0	0	0	0	2	4	0	0	0	0
8	M	Felipe Martins	5	4	380	0	0	11	1	0	0	0	0	3	11	0	1	1	0
11	M	Dax McCarty	20	19	1724	2	1	24	9	0	0	0	0	20	37	0	1	2	0
55	D	Damien Perrinelle	1	1	51	0	0	0	0	0	0	0	0	1	1	0	0	0	0
30	M-F	Gonzalo Veron	4	0	68	0	1	3	1	0	0	0	0	3	1	1	0	0	0
99	F	Bradley Wright-Phillips	10	9	791	6	1	32	17	0	0	0	0	9	14	9	0	3	0
98	M	Shaun Wright-Phillips	2	0	23	0	0	2	0	0	0	0	0	1	2	0	0	0	0
15	F	Sal Zizzo	4	4	360	0	0	3	1	0	0	0	0	3	1	0	0	1	0
23	D	Ronald Zubar	4	3	309	0	0	1	0	0	0	0	0	3	0	0	0	1	0

UNF	POS	GOALKEEPER	GP	GS	MIN	SHTS	SV	GA	GAA	PKG	PKA	SKG	SKA	W	L	T	SO
31	GK	Luis Robles	13	13	1200	7	34	15	1.13	0	1	0	0	5	5	3	4



### NEW YORK RED BULLS INDIVIDUAL HIGH GAMES (2016)

<b>Goals</b>			
3	Bradley Wright-Phillips	05/28/2016	vs. TOR W 3-0
<b>Assists</b>			
2	9 times		
<b>Shots</b>			
9	Bradley Wright-Phillips	04/09/2016	vs. KC L 0-2
<b>Shots on Goal</b>			
4	Felipe Martins	03/19/2016	vs. HOU W 4-3
4	Bradley Wright-Phillips	04/09/2016	vs. KC L 0-2
4	Bradley Wright-Phillips	04/24/2016	vs. ORL W 3-2
4	Bradley Wright-Phillips	09/18/2016	at TOR T 3-3
4	Bradley Wright-Phillips	10/16/2016	vs. CLB W 3-2
<b>Fouls Committed</b>			
5	Felipe Martins	07/03/2016	at NYC L 0-2
5	Bradley Wright-Phillips	09/11/2016	vs. DC T 2-2
<b>Fouls Suffered</b>			
6	Felipe Martins	07/13/2016	vs. ORL W 2-0
6	Alex Muyl	08/21/2016	at DC T 2-2
<b>Offside</b>			
3	Bradley Wright-Phillips	04/24/2016	vs. ORL W 3-2
3	Bradley Wright-Phillips	09/18/2016	at TOR T 3-3
3	Bradley Wright-Phillips	10/01/2016	vs. PHI W 3-2
3	Bradley Wright-Phillips	10/16/2016	vs. CLB W 3-2
<b>Saves</b>			
7	Luis Robles	05/28/2016	vs. TOR W 3-0
<b>Shots Faced</b>			
8	Luis Robles	07/17/2016	at PHI T 2-2
8	Luis Robles	08/21/2016	at DC T 2-2
<b>Goals Allowed</b>			
3	Luis Robles	03/12/2016	at MTL L 0-3
3	Luis Robles	03/19/2016	vs. HOU W 4-3
3	Luis Robles	09/18/2016	at TOR T 3-3

### NEW YORK RED BULLS INDIVIDUAL POSTSEASON HIGH GAMES (1996-2015)

<b>Goals</b>			
2	5 times		
<b>Assists</b>			
2	5 times		
<b>Shots</b>			
9	Thierry Henry	11/06/2013	vs. HOU L 1-2
9	Bradley Wright-Phillips	11/02/2014	vs. DC W 2-0
<b>Shots on Goal</b>			
5	Clint Mathis	09/20/2000	at DAL W 2-1
<b>Fouls Committed</b>			
6	Adolfo Valencia	09/30/2000	vs. CHI W 2-0
6	Alex Comas	10/06/2000	at CHI L 2-3
6	Amado Guevara	10/21/2006	vs. DC L 0-1
<b>Fouls Suffered</b>			
7	Cornell Glen	10/23/2004	vs. DC L 0-2
7	Jozy Altidore	10/29/2006	at DC T 1-1
7	Dax McCarty	11/06/2013	vs. HOU L 1-2
<b>Offside</b>			
5	Adolfo Valencia	10/06/2000	at CHI L 2-3
<b>Saves</b>			
9	Tim Howard	09/23/2001	at LA T 1-1
<b>Shots Faced</b>			
11	Tony Meola	10/29/2005	at NE L 1-3
<b>Goals Allowed</b>			
5	Tony Meola	09/30/1998	at CLB L 3-5

### TEAM HIGH GAMES (2016)

<b>Goals</b>			
7	05/21/2016	at NYC	W 7-0
<b>Assists</b>			
6	04/24/2016	vs. ORL	W 3-2
<b>Shots</b>			
26	04/24/2016	vs. ORL	W 3-2
<b>Shots on Goal</b>			
11	03/19/2016	vs. HOU	W 4-3
<b>Fouls Committed</b>			
19	06/22/2016	at RSL	L 1-2
<b>Fouls Suffered</b>			
23	07/13/2016	vs. ORL	W 2-0
<b>Corner Kicks</b>			
11	05/21/2016	at NYC	W 7-0
<b>Offside</b>			
6	10/01/2016	vs. PHI	W 3-2
<b>Saves</b>			
7	05/28/2016	vs. TOR	W 3-0
<b>Shots Faced</b>			
8	07/17/2016	at PHI	T 2-2
8	08/21/2016	at DC	T 2-2
<b>Goals Allowed</b>			
3	03/12/2016	at MTL	L 0-3
3	03/19/2016	vs. HOU	W 4-3
3	09/18/2016	at TOR	T 3-3

### TEAM POSTSEASON HIGH GAMES (1996-2015)

<b>Goals</b>			
4	09/26/2001	vs. LA	W 4-1
<b>Assists</b>			
5	09/26/2001	vs. LA	W 4-1
<b>Shots</b>			
23	11/04/2010	vs. SJ	L 1-3
23	11/06/2013	vs. HOU	L 1-2
<b>Shots on Goal</b>			
9	5 times		
<b>Fouls Committed</b>			
31	10/03/1998	vs. CLB	L 1-1
<b>Fouls Suffered</b>			
27	11/01/2003	vs. NE	L 0-2
<b>Corner Kicks</b>			
12	11/03/2007	at NE	L 0-1
<b>Offside</b>			
5	09/26/2000	at CHI	L 0-3
5	10/06/2000	at CHI	L 2-3
5	10/22/2005	vs. NE	W 1-0
<b>Saves</b>			
9	10/02/1996	at DC	L 1-2
9	09/23/2001	at LA	T 1-1
<b>Shots Faced</b>			
11	4 times - last:		
11	10/29/2005	at NE	L 1-3
<b>Goals Allowed</b>			
5	09/30/1998	at CLB	L 3-5

## NEW YORK RED BULLS

### TEAM LOW GAMES (2016)

<b>Shots</b>			
5	05/06/2016	at ORL	T 1-1
<b>Shots on Goal</b>			
1	03/06/2016	vs. TOR	L 0-2
1	05/18/2016	vs. CHI	W 1-0
<b>Fouls Committed</b>			
6	10/16/2016	vs. CLB	W 3-2
<b>Fouls Suffered</b>			
4	04/09/2016	vs. KC	L 0-2
<b>Corner Kicks</b>			
0	05/06/2016	at ORL	T 1-1
<b>Offside</b>			
0	04/16/2016	at COL	L 1-2
0	09/24/2016	vs. MTL	W 1-0
<b>Saves</b>			
0	07/24/2016	vs. NYC	W 4-1
0	09/03/2016	at VAN	W 1-0
<b>Shots Faced</b>			
0	09/03/2016	at VAN	W 1-0

### TEAM POSTSEASON LOW GAMES (1996-2015)

<b>Shots</b>			
7	11/09/2008	at HOU	W 3-0
<b>Shots on Goal</b>			
1	11/23/2008	at CLB	L 1-3
<b>Fouls Committed</b>			
6	09/24/1996	vs. DC	W 2-2
<b>Fouls Suffered</b>			
4	11/15/2008	at RSL	W 1-0
<b>Corner Kicks</b>			
0	09/23/2001	at LA	T 1-1
0	11/03/2013	at HOU	T 2-2
<b>Offside</b>			
0	8 times		
<b>Saves</b>			
0	11/01/2015	at DC	W 1-0
<b>Shots Faced</b>			
0	11/01/2015	at DC	W 1-0



## NEW YORK RED BULLS

### 2016 NEW YORK RED BULLS STATISTICS (16-9-9, 57 pts.)

UNF	POS	PLAYER	GP	GS	MIN	G	A	SHT	SOG	FC	FS	OFF	CK	C	E
99	F	Bradley Wright-Phillips	34	32	2761	24	5	103	56	53	37	34	0	3	0
13	M	Mike Grella	32	28	2410	7	6	40	21	35	16	6	3	7	0
16	M	Sacha Kljestan	32	30	2623	6	20	40	19	42	39	6	143	3	0
8	M	Felipe Martins	33	33	2898	5	7	54	22	51	66	0	10	6	1
11	M	Dax McCarty	27	26	2268	3	5	24	8	28	37	1	0	3	0
30	M	Gonzalo Veron	23	6	631	3	0	18	8	11	15	6	3	2	1
19	F	Alex Muyl	27	18	1599	2	6	30	12	41	37	8	0	5	0
27	M	Sean Davis	21	11	1108	2	3	12	3	18	15	0	25	1	0
3	D	Gideon Baah	9	6	467	2	0	8	3	8	2	0	0	0	0
23	D	Ronald Zubar	21	19	1593	2	0	11	3	15	17	2	0	6	0
10	M	*Lloyd Sam	16	13	1054	1	4	19	1	11	21	2	1	2	0
5	D	Connor Lade	18	15	1380	1	1	15	4	17	25	1	0	4	0
77	M	Daniel Royer	6	3	275	1	1	8	2	1	8	1	0	0	0
78	D	Aurelien Collin (TOT)	25	22	2067	0	2	10	3	37	16	3	0	7	1
78	D	Aurelien Collin (NYR)	23	21	1932	0	2	10	3	36	15	3	0	7	1
25	D	Chris Duvall	25	20	1889	0	2	9	1	19	26	1	0	4	1
15	D	Sal Zizzo	28	20	1920	0	2	18	5	15	13	3	0	2	0
9	F	Anatole Abang	8	2	221	0	0	3	0	4	2	0	0	0	0
4	M	Tyler Adams	1	1	45	0	0	0	0	0	0	0	0	0	0
21	F	Brandon Allen	1	0	7	0	0	0	0	0	1	1	0	0	0
20	D	Justin Bilyeu	3	1	117	0	0	2	1	1	0	0	0	0	0
26	F	Omer Damari	4	0	79	0	0	3	0	3	2	0	0	0	0
7	M	Derrick Etienne Jr.	1	0	4	0	0	0	0	0	0	0	0	0	0
92	D	Kemar Lawrence	21	21	1801	0	0	6	1	26	13	2	0	3	0
22	D	Karl Ouimette	7	6	582	0	0	4	0	3	6	0	0	0	0
55	D	Damien Perrinelle	10	7	726	0	0	1	0	9	6	0	0	2	0
31	G	Luis Robles	34	34	3060	0	0	0	0	0	6	0	0	3	0
98	M	Shaun Wright-Phillips	7	1	121	0	0	3	1	3	2	1	0	0	0
33	M	Aaron Long	0	0	0	0	0	0	0	0	0	0	0	0	0
18	G	Ryan Meara	0	0	0	0	0	0	0	0	0	0	0	0	0
24	G	Kyle Reynish	0	0	0	0	0	0	0	0	0	0	0	0	0
		Own-goals received				2									
		Team totals	34	34	3060	61	64	441	174	450	449	78	185	63	4
		Opponent totals	34	34	3060	44	56	398	143	449	450	107	152	77	4

GAME-WINNING GOALS: Bradley Wright-Phillips 7, Dax McCarty 2, Mike Grella 2, Ronald Zubar 1

Lloyd Sam 1, Daniel Royer 1, Felipe Martins 1, Connor Lade 1

GAME-WINNING ASSISTS: Sacha Kljestan 7, Bradley Wright-Phillips 2, Lloyd Sam 2, Aurelien Collin 2

Sal Zizzo 1, Alex Muyl 1, Chris Duvall 1, Sean Davis 1

PENALTY KICK GOALS/ATTEMPTS: Sacha Kljestan 1-2, Bradley Wright-Phillips 0-1

#### NEW YORK RED BULLS INDIVIDUAL GOALKEEPING

UNF	POS	GOALKEEPER	GP	GS	MIN	SHTS	SV	GA	GAA	PG	PA	W	L	T	SO
31	G	Luis Robles	34	34	3060	143	100	44	1.29	3	4	16	9	9	11
		Team totals	34	34	3060	143	100	44	1.29	3	4	16	9	9	11
		Opponent totals	34	34	3060	174	112	61	1.79	1	3	9	16	9	8

\* = Played with other teams in 2016. Only New York Red Bulls statistics listed here.



# NEW YORK RED BULLS

## NEW YORK RED BULLS 2016 SCHEDULE

DAY	DATE	OPPONENT	RESULT	ATT.	W-L-T	POS.	PTS	NOTES:
Sun.	Mar. 6	Toronto FC	L 0-2	21,303	0-1-0	T6	0	TOR: Giovinco (82) Delgado (91+)
Sat.	Mar. 12	at Montreal	L 0-3	27,545	0-2-0	T9	0	MTL: Oduro (58) Piatti (71) Jackson-Hamel (94+)
Sat.	Mar. 19	Houston	W 4-3	15,167	1-2-0	T5	3	NYR: Kljestan (22) Grella (63) Martins (77,83); HOU: Bruin (35,41) Alex (65)
Fri.	Apr. 1	at New England	L 0-1	11,849	1-3-0	7	3	NE: Fagundez (55)
Sat.	Apr. 9	Sporting KC	L 0-2	21,406	1-4-0	9	3	KC: Feilhaber (17) Dwyer (60)
Wed.	Apr. 13	at San Jose	L 0-2	18,000	1-5-0	9	3	SJ: Alashe (40) Wondolowski (55)
Sat.	Apr. 16	at Colorado	L 1-2	10,670	1-6-0	10	3	NYR: Zubar (60); COL: Jones (21) Badji (82)
Sun.	Apr. 24	Orlando City SC	W 3-2	18,238	2-6-0	T8	6	NYR: Grella (65) B. Wright-Philli (69,75); ORL: Larin (3) own goal (84)
Fri.	Apr. 29	FC Dallas	W 4-0	18,025	3-6-0	T4	9	NYR: Sam (37) Kljestan (52) Grella (71) Martins (83)
Fri.	May 6	at Orlando City SC	T 1-1	31,264	3-6-1	T5	10	NYR: B. Wright-Philli (19); ORL: Molino (67)
Fri.	May 13	at D.C. United	L 0-2	19,632	3-7-1	T7	10	DC: Saborio (20) Nyarko (43)
Wed.	May 18	Chicago	W 1-0	16,624	4-7-1	T5	13	NYR: Grella (58)
Sat.	May 21	at New York City	W 7-0	37,858	5-7-1	T3	16	NYR: McCarty (3,51) B. Wright-Philli (42,47+) Muyl (56) Veron (83) Baah (89)
Sat.	May 28	Toronto FC	W 3-0	20,324	6-7-1	T2	19	NYR: B. Wright-Philli (4,25,27)
Sun.	June 19	Seattle	W 2-0	21,102	7-7-1	2	22	NYR: Grella (18,59)
Wed.	June 22	at Real Salt Lake	L 1-2	18,036	7-8-1	2	22	NYR: Baah (7); RSL: Movsisyan (65) Allen (87)
Sat.	June 25	at Columbus	T 1-1	20,389	7-8-2	3	23	NYR: B. Wright-Philli (52); CLB: O. Kamara (93+)
Sun.	July 3	at New York City	L 0-2	33,613	7-9-2	4	23	NYC: Harrison (8) Villa (66)
Sun.	July 10	Portland	T 0-0	19,985	7-9-3	4	24	
Wed.	July 13	Orlando City SC	W 2-0	19,121	8-9-3	3	27	NYR: Lade (37) Martins (59)
Sun.	July 17	at Philadelphia	T 2-2	18,500	8-9-4	3	28	NYR: Kljestan (27,44); PHI: Sapong (67) Pontius (68)
Sun.	July 24	New York City FC	W 4-1	25,218	9-9-4	2	31	NYR: B. Wright-Philli (20,70) Zubar (23) Kljestan (41); NYC: McNamara (43)
Sun.	July 31	at Chicago	T 2-2	17,221	9-9-5	2	32	NYR: own goal (16) B. Wright-Philli (90); CHI: Accam (35) Polster (47+)
Sun.	Aug. 7	at Los Angeles	T 2-2	25,671	9-9-6	T3	33	NYR: Veron (68) Davis (74); LA: Magee (80) Cole (89)
Sat.	Aug. 13	Montreal	W 3-1	23,459	10-9-6	T2	36	NYR: B. Wright-Philli (22,41) Davis (46); MTL: Piatti (21)
Sun.	Aug. 21	at D.C. United	T 2-2	15,139	10-9-7	3	37	NYR: B. Wright-Philli (38) Martins (64); DC: Sarvas (70) Mullins (73)
Sun.	Aug. 28	New England	W 1-0	22,600	11-9-7	T3	40	NYR: B. Wright-Philli (55)
Sat.	Sept. 3	at Vancouver	W 1-0	22,120	12-9-7	T2	43	NYR: B. Wright-Philli (50)
Sun.	Sept. 11	D.C. United	T 2-2	20,086	12-9-8	T2	44	NYR: Veron (34) B. Wright-Philli (54); DC: Birnbaum (89) Neagle (95+)
Sun.	Sept. 18	at Toronto FC	T 3-3	24,078	12-9-9	T2	45	NYR: own goal (12) B. Wright-Philli (31,48); TOR: Bradley (41) Altidore (68,86)
Sat.	Sept. 24	Montreal	W 1-0	22,209	13-9-9	T1	48	NYR: Royer (60)
Sat.	Oct. 1	Philadelphia	W 3-2	22,731	14-9-9	T1	51	NYR: Kljestan (44) B. Wright-Philli (47) McCarty (66); PHI: Herbers (15) Pontius (55)
Sun.	Oct. 16	Columbus	W 3-2	22,937	15-9-9	1	54	NYR: Grella (53) B. Wright-Philli (58,70); CLB: Jahn (73) Afful (83)
Sun.	Oct. 23	at Philadelphia	W 2-0	18,500	16-9-9	1	57	NYR: B. Wright-Philli (26) Muyl (57)



# NEW YORK RED BULLS

## NEW YORK RED BULLS -- GAME-BY-GAME

#	Player	1	2	3	4	5	6	7	8	9	10	11	12	13	14	15	16	17	18	19	20	21	22	23	24	25	26	27	28	29	30	31	32	33	34		
3	Gideon Baah	TOR	MTL	HOU	NE	KC	SJ	COL	ORL	DAL	ORL	DC	CHI	NYC	TOR	SEA	RSL	CLB	NYC	PHI	ORL	PHI	NYC	CHI	LA	MTL	DC	NE	VAN	DC	TOR	MTL	PHI	CLB	PHI		
4	Tyler Adams	0-2	0-3	4-3	0-1	0-2	1-2	3-2	4-0	1-1	0-2	1-0	7-0	3-0	2-0	1-2	1-1	0-2	0-0	2-0	2-2	4-1	2-2	2-2	3-1	2-2	1-0	1-0	2-2	3-3	1-0	3-2	3-2	2-0			
5	Connor Lade	90D	90D	45D			45M					10	22	8	90D	90D	22D																				
7	Derrick Etienne Jr.		36	90D	90D	90D		6		46	90D	90D	90D	90D	90D	90D	90D	90D	90D	90D	90D	90D	90D	90D	90D	90D	90D	90D	90D	90D	90D	90D	90D	90M	90M	90M	90M
8	Felipe Martins	90M	90M	90M	61M	90M	90M	90M	90M	90M	71M	90M	90M	90M	90M	90M	90M	86M	70M	90M	90M	90M	90M	90M	90M	90M	90M	90M	90M	90M	90M	90M	90M	90M	90M	90M	90M
9	Anatole Abang	17	29		25	61F	5					67F	11	6																							
10	Lloyd Sam	73M	61M	90M	67M	65M	90M	3	86M	72M	64M	33	66M	90M	90M	90M	90M	90M	90M	90M	90M	90M	90M	90M	90M	90M	90M	90M	90M	90M	90M	90M	90M	90M	90M	90M	90M
11	Dax McCarty	90M	90M	90M	90M	85M	90M	80M	90M	90M	90M	90M	90M	90M	90M	90M	90M	90M	90M	90M	90M	90M	90M	90M	90M	90M	90M	90M	90M	90M	90M	90M	90M	90M	90M	90M	90M
13	Mike Grella	79M	68M	58	90M	90M	29	90M	90M	90M	90M	90M	73M	54M	68M	90M	90M	90M	90M	90M	90M	90M	90M	90M	90M	90M	90M	90M	90M	90M	90M	90M	90M	90M	90M	90M	90M
15	Sal Zizzo	90D	90D	90D	90D	90D	90D	89D	90D	90D	89D	90D	4	90D	90D	90D	90D	90D	90D	90D	90D	90D	90D	90D	90D	90D	90D	90D	90D	90D	90D	90D	90D	90D	90D	90D	90D
16	Sacha Kljestan	90M	80M	90M	77M	75M	45	85M	90M	84M	90M	90M	90M	80M	90M	90M	76M	61M	13	70M	90M	90M	90M	90M	90M	90M	90M	90M	90M	90M	90M	90M	90M	90M	90M	90M	90M
17	Zach Carroll																																				
18	Ryan Meara																																				
19	Alex Mysl																																				
20	Justin Bilyeu																																				
21	Brandon Allen																																				
22	Karl Ouimette																																				
23	Ronald Zubar																																				
24	Kyle Reynish																																				
25	Chris Duwall																																				
26	Omer Damari																																				
27	Sean Davis																																				
30	Gonzalo Veron																																				
31	Luis Robles	90G	90G	90G	90G	90G	90G	90G	90G	90G	90G	90G	90G	90G	90G	90G	90G	90G	90G	90G	90G	90G	90G	90G	90G	90G	90G	90G	90G	90G	90G	90G	90G	90G	90G	90G	90G
33	Aaron Long																																				
55	Damien Perrinelle																																				
77	Daniel Royer																																				
78	Aurelien Collin																																				
92	Kemar Lawrence	90D	90D	90D	57D	90D	90D	90D	80D	90D	90D	90D	90D	90D	90D	90D	90D	90D	90D	90D	90D	90D	90D	90D	90D	90D	90D	90D	90D	90D	90D	90D	90D	90D	90D	90D	90D
98	Shaun Wright-Phillips	11	22	13	15	45M																															
99	Bradley Wright-Phillips	90F	90F	90F	90F	90F	45	90F	90F	90F	74F	90F	86F	66F	83F	90F	23	82F	79F	90F	64F	83F	84F	90F	47F	70F	89F	89F	90F	90F	90F	90F	90F	90F	90F	90F	90F

Played for other teams:  
Aurelien Collin played 135 minutes for ORL



# NEW YORK RED BULLS

## NEW YORK RED BULLS – GAME-BY-GAME LOG

Game #1	03/06/2016	NYR 0 vs TOR 2	L	
Game #2	03/12/2016	NYR 0 at MTL 3	W	
Game #3	03/19/2016	NYR 4 vs HOU 3	L	Kljestan 1 (unassisted) 22; Grella 1 (unassisted) 63; Martins 1 (Kljestan 1) 77; Martins 2 (unassisted) 83
Game #4	04/01/2016	NYR 0 at NE 1	L	
Game #5	04/09/2016	NYR 0 vs KC 2	L	
Game #6	04/13/2016	NYR 0 at SJ 2	L	
Game #7	04/16/2016	NYR 1 at COL 2	L	
Game #8	04/24/2016	NYR 3 vs ORL 2	W	Zubar 1 (Kljestan 2) 60 Grella 2 (Kljestan 3, Sam 1) 65; B. Wright-Phillips 1 (Grella 1, McCarty 1) 69; B. Wright-Phillips 2 (Sam 2, Kljestan 4) 75 Sam 1 (Zizzo 1, Kljestan 5) 37; Kljestan 2 (unassisted) 52; Grella 3 (Martins 1, Sam 3) 71; Martins 3 (Muyl 1) 83 B. Wright-Phillips 3 (Kljestan 6, Zizzo 2) 19
Game #9	04/29/2016	NYR 4 vs DAL 0	W	
Game #10	05/06/2016	NYR 1 at ORL 1	T	
Game #11	05/13/2016	NYR 0 at DC 2	L	
Game #12	05/18/2016	NYR 1 vs CHI 0	W	
Game #13	05/21/2016	NYR 7 at NYC 0	W	Grella 4 (Sam 4, B. Wright-Phillips 1) 58 McCarty 1 (Kljestan 7) 3; B. Wright-Phillips 4 (Grella 2) 42; B. Wright-Phillips 5 (unassisted) 47+; McCarty 2 (Kljestan 8) 51; Muyl 1 (B. Wright-Phillips 2) 56; Veron 1 (Martins 2) 83; Baah 1 (unassisted) 89 B. Wright-Phillips 6 (Kljestan 9) 4; B. Wright-Phillips 7 (Kljestan 10) 25; B. Wright-Phillips 8 (Grella 3, Martins 3) 27 Grella 5 (unassisted) 18; Grella 6 (unassisted) 59 Baah 2 (Davis 1) 7 B. Wright-Phillips 9 (Muyl 2, McCarty 2) 52
Game #14	05/28/2016	NYR 3 vs TOR 0	W	
Game #15	06/19/2016	NYR 2 vs SEA 0	W	
Game #16	06/22/2016	NYR 1 at RSL 2	L	
Game #17	06/25/2016	NYR 1 at CLB 1	T	
Game #18	07/03/2016	NYR 0 at NYC 2	L	
Game #19	07/10/2016	NYR 0 vs POR 0	T	
Game #20	07/13/2016	NYR 2 vs ORL 0	T	
Game #21	07/17/2016	NYR 2 at PHI 2	T	Lade 1 (B. Wright-Phillips 3, Muyl 3) 37; Martins 4 (unassisted) 59 Kljestan 3 (B. Wright-Phillips 4) 27; Kljestan 4 (unassisted) 44 B. Wright-Phillips 10 (Kljestan 11, Martins 4) 20; Zubar 2 (Kljestan 12) 23; Kljestan 5 (penalty kick) 41; B. Wright-Phillips 11 (unassisted) 70 own goal (Polster) 16; B. Wright-Phillips 12 (Lade 1) 90 Veron 2 (Kljestan 13, Martins 5) 68; Davis 1 (Martins 6, Grella 4) 74 B. Wright-Phillips 13 (Kljestan 14, Davis 2) 22; B. Wright-Phillips 14 (Davis 3) 41; Davis 2 (Grella 5) 46 B. Wright-Phillips 15 (Grella 6, Muyl 4) 38; Martins 5 (B. Wright-Phillips 5, Kljestan 15) 64 B. Wright-Phillips 16 (unassisted) 55 B. Wright-Phillips 17 (unassisted) 50 Veron 3 (unassisted) 35; B. Wright-Phillips 18 (Royer 1) 54 own goal (Beitashour) 12; B. Wright-Phillips 19 (unassisted) 31; B. Wright-Phillips 20 (Kljestan 16, Muyl 5) 48 Royer 1 (Duvall 1) 60
Game #22	07/24/2016	NYR 4 vs NYC 1	W	
Game #23	07/31/2016	NYR 2 at CHI 2	T	
Game #24	08/07/2016	NYR 2 at LA 2	T	
Game #25	08/13/2016	NYR 3 vs MTL 1	W	
Game #26	08/21/2016	NYR 2 at DC 2	T	
Game #27	08/28/2016	NYR 1 vs NE 0	W	
Game #28	09/03/2016	NYR 1 at VAN 0	W	
Game #29	09/11/2016	NYR 2 vs DC 2	T	
Game #30	09/18/2016	NYR 3 at TOR 3	T	
Game #31	09/24/2016	NYR 1 vs MTL 0	W	
Game #32	10/01/2016	NYR 3 vs PHI 2	W	
Game #33	10/16/2016	NYR 3 vs CLB 2	W	
Game #34	10/23/2016	NYR 2 at PHI 0	W	



# NEW YORK RED BULLS

## NEW YORK RED BULLS –CUP COMPETITIONS – GAME-BY-GAME

#	Player	U.S. OPEN CUP		2016/17 CONCACAF		CHAMPIONS LEAGUE	
		4R	5R	GrpF	GrpF	GrpF	GrpF
		ROCH	PHI	ALNZ	ALNZ	ALNZ	ANTG
		1-0	1-2	3-0	1-1	1-0	0-0
3	Gideon Baah	90D					
4	Tyler Adams			78M		62M	90M
5	Connor Lade		90D	27			
7	Derrick Etienne Jr.			21	67M		
8	Felipe Martins		26	90M	90M	90M	90M
9	Anatole Abang						
10	Lloyd Sam		70M				
11	Dax McCarty	90M	90M			90M	90M
13	Mike Grella	23	90M			90D	90D
15	Sal Zizzo	90D	90D		90D	90D	90D
16	Sacha Kljestan	90M	90M	12	29	28	
17	Zach Carroll						
18	Ryan Meara		90G	90G			
19	Alex Muyl	67		90M		90M	28
20	Justin Bilyeu	90D			78D	75D	45D
21	Brandon Allen						
22	Karl Ouimette						
23	Ronald Zubar	10	90D				
24	Kyle Reynish						
25	Chris Duvall			90D		27	
26	Omer Damari				23		
27	Sean Davis	90M	64M	90M	90M	90M	90M
30	Gonzalo Veron	80M	20	90M	90M	90F	76F
31	Luis Robles	90G		90G	90G	90G	90G
33	Aaron Long			90D	90D	90D	90D
55	Damien Perrinelle			90D		63D	90D
78	Aurelien Collin	90D	90D	90D	12	15	45
92	Kemar Lawrence			63D			
98	Shaun Wright-Phillips	23M		69F	61M	61M	62M
99	Bradley Wright-Phillips	67F	90F		90F		14
U.S. OPEN CUP							
4R	06/15/2016	NYR 1 at ROCHTR	0	W	Kljestan (penalty kick)	20	
5R	06/29/2016	NYR 1 at PHI 2		L	Grella (unassisted)	17	
2016/17 CONCACAF CHAMPIONS LEAGUE							
GrpF	08/02/2016	NYR 3 vs ANTIGA	0	W	Galindo (own goal)	16;	Muyl (Lawrence) 62; Kljestan (Veron) 79
GrpF	08/16/2016	NYR 1 at ALINZA	1	T	Damari (Bilyeu)	71	
GrpF	09/15/2016	NYR 1 vs ALINZA	0	W	Kljestan (Veron)	90	
GrpF	09/27/2016	NYR 0 at ANTIGA	0	T			







# PHILADELPHIA UNION

## 2016 RECORD

	GP	W-L-T	PTS	GF	GA
Union	34	11-14-9	42	52	55

## RECORD at TALEN ENERGY STADIUM

	GP	W-L-T	PTS	GF	GA
	17	8-5-4	28	30	24

## RECORD on road

	GP	W-L-T	PTS	GF	GA
	17	3-9-5	14	22	31

## RECORD at the half

	W	L	T
LEADING	6	1	3
TIED	5	5	5
TRAILING	0	8	1

## RECORD with the first goal

	W	L	T
SCORING	9	3	5
CONCEDING	2	11	4

## TEAM COMPARISONS

	FOR	AGAINST
GOALS SCORED	1.53 (6th)	1.62 (5th)
TOTAL SHOTS	12.47 (15th)	13.03 (11th)
SHOTS ON GOAL	4.91 (5th)	4.71 (9th)
SHOOTING ACCURACY	39.4% (4th)	36.1% (7th)
SCORING %AGE	12.3% (5th)	12.4% (5th)
FOULS	11.44 (16th)	13.06 (5th)
CORNER KICKS	5.38 (6th)	4.62 (16th)
OFFSIDE	1.44 (18th)	1.53 (13th)

## GOALS SCORED IN GAME

GP	0	1	2	3	4+	TOT	AVG
34	6	11	12	3	2	52	1.53

## GOALS ALLOWED IN GAME

GP	0	1	2	3	4+	TOT	AVG
34	6	10	11	6	1	55	1.62

## GOALS BY INTERVALS

	TOT	0-15	16-30	31-45+	46-60	61-75	76-90+
FOR	52	7	8	8	11	9	9
AGAINST	55	5	10	7	11	8	14

## WHERE THE GOALS COME FROM

	FOR	AGAINST
GOALS SCORED	52	55
MINUTES PER GOAL	59	56

## HOW SCORED

RIGHT FOOT	37	24
LEFT FOOT	9	20
HEADERS	6	10
OTHER	0	1

## TYPE OF PLAY

OPEN PLAY	22	34
CROSS	10	5
CORNER	5	8
REBOUND	2	2
PENALTIES	6	0
DIRECT FROM FREE KICK	2	3
FREE KICK (INDIRECT)	3	2
OWN GOALS	2	1

## DISTANCE

INSIDE GOAL AREA	13	11
INSIDE PENALTY AREA	30	39
OUTSIDE PENALTY AREA	9	5

## PRIMARY TEAM





# PHILADELPHIA UNION

No.	Player	Pos	Ht	Wt	Birthdate	Birthplace	2016				CAREER			
							GP	GS	G	A	GP	GS	G	A
1	<b>Andre Blake</b>	<b>GK</b>	<b>6-1</b>	<b>170</b>	<b>11/21/1990</b>	<b>Mary Pen, Jamaica</b>	32	32	0	0	39	39	0	0
MLS Season: 3. 2014 SuperDraft: Round 1, Pick 1 (Connecticut). International: Jamaica														
2	<b>Warren Creavalle</b>	<b>MF</b>	<b>5-9</b>	<b>168</b>	<b>08/14/1990</b>	<b>Brooklyn, NY</b>	27	21	0	1	110	70	5	4
MLS Season: 5. Last club: Toronto FC. 2012 SuperDraft: Round 2, Pick 37 (Central Florida)														
3	<b>Taylor Washington</b>	<b>DF</b>	<b>5-10</b>	<b>170</b>	<b>08/16/1993</b>	<b>Somers, NY</b>	0	0	0	0	0	0	0	0
MLS Season: 1. 2016 SuperDraft: Round 2, Pick 23 (George Mason)														
4	<b>Ken Tribbett</b>	<b>DF</b>	<b>6-2</b>	<b>170</b>	<b>08/25/1991</b>	<b>Centennial, CO</b>	22	19	2	1	22	19	2	1
MLS Season: 1. Last club: Harrisburg City Islanders (USL)														
6	<b>Roland Alberg</b>	<b>MF</b>	<b>5-11</b>	<b>160</b>	<b>08/06/1990</b>	<b>Hoorn, Netherlands</b>	28	13	9	3	28	13	9	3
MLS Season: 5. Last club: ADO Den Haag (Netherlands)														
7	<b>Brian Carroll</b>	<b>MF</b>	<b>5-10</b>	<b>153</b>	<b>07/20/1981</b>	<b>Springfield, VA</b>	26	23	1	0	370	345	9	17
MLS Season: 14. Last club: Columbus Crew. 2003 SuperDraft: Round 2, Pick 11 (Wake Forest)														
8	<b>Maurice Edu</b>	<b>MF</b>	<b>5-11</b>	<b>187</b>	<b>04/18/1986</b>	<b>San Bernardino, CA</b>	0	0	0	0	91	90	9	5
MLS Season: 5. Last club: Stoke City FC (England). 2007 SuperDraft: Round 1, Pick 1 (Maryland)														
9	<b>Charlie Davies</b>	<b>FW</b>	<b>5-10</b>	<b>160</b>	<b>06/25/1986</b>	<b>Manchester, NH</b>	17	3	1	1	98	59	25	10
MLS Season: 5. Last club: New England Revolution														
10	<b>Tranquillo Barnetta</b>	<b>MF</b>	<b>5-10</b>	<b>164</b>	<b>05/22/1985</b>	<b>St. Gallen, Switzerland</b>	29	25	5	4	40	34	6	7
MLS Season: 2. Last club: Schalke 04 (Germany). International: Switzerland														
11	<b>Alejandro Bedoya</b>	<b>MF</b>	<b>5-10</b>	<b>160</b>	<b>04/29/1987</b>	<b>Englewood, NJ</b>	10	10	1	0	10	10	1	0
MLS Season: 1. Last club: FC Nantes (France). International: USA														
12	<b>Keegan Rosenberry</b>	<b>DF</b>	<b>5-8</b>	<b>163</b>	<b>12/11/1993</b>	<b>Harrisburg, PA</b>	34	34	2	2	34	34	2	2
MLS Season: 1. 2016 SuperDraft: Round 1, Pick 3 (Georgetown)														
13	<b>Chris Pontius</b>	<b>MF</b>	<b>6-0</b>	<b>170</b>	<b>05/12/1987</b>	<b>West Covina, CA</b>	33	32	12	6	185	158	43	23
MLS Season: 8. Last club: D.C. United. 2009 SuperDraft: Round 1, Pick 7 (California-Santa Barbara)														
14	<b>Fabian Herbers</b>	<b>MF</b>	<b>5-11</b>	<b>172</b>	<b>08/17/1993</b>	<b>Ahaus, Germany</b>	32	13	3	7	32	13	3	7
MLS Season: 1. 2016 SuperDraft: Round 1, Pick 6 (Creighton)														
15	<b>Joshua Yaro</b>	<b>DF</b>	<b>5-11</b>	<b>163</b>	<b>11/18/1994</b>	<b>Kumasi, Ghana</b>	17	15	0	0	17	15	0	0
MLS Season: 1. 2016 SuperDraft: Round 1, Pick 2 (Georgetown)														
16	<b>Richard Marquez</b>	<b>DF</b>	<b>6-2</b>	<b>185</b>	<b>05/26/1992</b>	<b>Panoma, CA</b>	33	33	2	0	54	53	2	0
MLS Season: 3. College: Univ. of Redlands														
17	<b>C.J. Sapong</b>	<b>FW</b>	<b>6-1</b>	<b>185</b>	<b>12/27/1988</b>	<b>Manassas, VA</b>	31	29	7	2	168	118	36	15
MLS Season: 6. Last club: Sporting Kansas City. 2011 SuperDraft: Round 1, Pick 10 (James Madison Univ.)														
18	<b>Eric Ayuk</b>	<b>MF</b>	<b>5-7</b>	<b>150</b>	<b>02/17/1997</b>	<b>Yaounde, Cameroon</b>	1	1	0	0	29	15	2	2
MLS Season: 2. Last club: Rainbow FC (Cameroon)														
19	<b>Cole Missimo</b>	<b>MF</b>	<b>5-10</b>	<b>160</b>	<b>02/15/1993</b>	<b>Dallas, TX</b>	0	0	0	0	0	0	0	0
MLS Season: 4. 2016 SuperDraft: Round 4, Pick 64 (Northwestern)														
20	<b>Walter Restrepo</b>	<b>MF</b>	<b>5-8</b>	<b>169</b>	<b>06/21/1988</b>	<b>San Diego, CA</b>	4	0	0	1	4	0	0	1
MLS Season: 1. Last club: New York Cosmos (NASL)														
21	<b>Derrick Jones</b>	<b>MF</b>	<b>6-3</b>	<b>175</b>	<b>03/03/1997</b>	<b>Bantama, Ghana</b>	0	0	0	0	0	0	0	0
Homegrown Player. MLS Season: 1.														
22	<b>Leo Fernandes</b>	<b>MF</b>	<b>6-1</b>	<b>179</b>	<b>12/23/1991</b>	<b>Sao Paulo, Brazil</b>	12	2	0	1	32	12	2	2
MLS Season: 4. Last club: New York Cosmos (NASL)														
23	<b>Anderson</b>	<b>DF</b>	<b>6-1</b>	<b>179</b>	<b>10/24/1989</b>	<b>Caravelas, Brazil</b>	1	1	0	0	1	1	0	0
MLS Season: 1. Last club: Tombense FC (Brazil)														
24	<b>Matt Jones</b>	<b>GK</b>	<b>6-3</b>	<b>180</b>	<b>05/11/1986</b>	<b>Stoke-on-Trent, England</b>	1	1	0	0	1	1	0	0
MLS Season: 1. Last club: CF Belenenses (Portugal)														
25	<b>Ilsinho</b>	<b>MF</b>	<b>5-10</b>	<b>189</b>	<b>10/12/1985</b>	<b>Sao Bernardo do Campo, Brazil</b>	25	14	2	2	25	14	2	2
MLS Season: 1. Last club: Shakhtar Donetsk (Ukraine)														
26	<b>Auston Trusty</b>	<b>DF</b>	<b>6-3</b>	<b>185</b>	<b>08/12/1998</b>	<b>Media, PA</b>	0	0	0	0	0	0	0	0
Homegrown Player. Last club: Bethlehem Steel (USL). MLS Season: 1.														
27	<b>John McCarthy</b>	<b>GK</b>	<b>6-3</b>	<b>192</b>	<b>07/04/1992</b>	<b>Philadelphia, PA</b>	1	1	0	0	12	12	0	0
MLS Season: 2. Last club: Rochester Rhinos (USL)														
28	<b>Raymon Gaddis</b>	<b>DF</b>	<b>5-7</b>	<b>148</b>	<b>01/13/1990</b>	<b>Indianapolis, IN</b>	7	5	0	1	118	114	0	5
MLS Season: 5. 2012 SuperDraft: Round 2, Pick 35 (West Virginia)														
32	<b>Kevin Kratz</b>	<b>MF</b>	<b>5-8</b>	<b>160</b>	<b>01/01/1987</b>	<b>Eschweiler, Germany</b>	0	0	0	0	0	0	0	0
MLS Season: 1. Last club: SV Sandhausen (Germany)														
33	<b>Fabinho</b>	<b>DF</b>	<b>5-7</b>	<b>169</b>	<b>03/16/1985</b>	<b>Ariquemes, Brazil</b>	29	29	0	6	88	81	2	13
MLS Season: 4. Last club: Sydney FC (Australia)														

HEAD COACH : Jim Curtin

06/23/1979

W28 L36 T22



## PHILADELPHIA UNION

### PHILADELPHIA UNION PLAYOFF HISTORY

vs. Team	No. of Series		GP	W-L-T	OT	ShO	GF	GA	Last		Series Result
	Series	W-L							Mtg.	Round	
Houston	1	0-1	2	0-2-0	0-0-0	0-0	1	3	2011	Quarterfinals	Lost 2 games to 0
TOTALS	1	0-1	2	0-2-0	0-0-0	0-0	1	3			

### PHILADELPHIA UNION - ALL-TIME POSTSEASON RESULTS

DATE	OPPONENT	RESULT	ATT.	W-L-T	RD.	NOTES:
10/30/2011	Houston	L 1-2	18,539	0-1-0	QTR	PHI: Le Toux (7); HOU: Hainault (5) Carr (30)
11/03/2011	at Houston	L 0-1	24,749	0-2-0	QTR	HOU: Ching (45)



# PHILADELPHIA UNION

## ALL-TIME PHILADELPHIA UNION POSTSEASON STATISTICS (0-2-0, 0 PTS.)

PLAYER	GP	GS	MIN	G	A
Sebastien Le Toux	2	2	180	1	0
Michael Farfan	2	2	180	0	1
Justin Mapp	2	1	92	0	1
Freddy Adu	2	0	37	0	0
Danny Califf	2	2	180	0	0
Brian Carroll	2	2	180	0	0
Gabriel Farfan	2	2	157	0	0
Jack McInerney	2	1	118	0	0
Stefani Miglioranzi	1	1	62	0	0
Faryd Mondragon	2	2	180	0	0
Danny Mwanga	2	2	142	0	0
Veljko Paunovic	1	1	67	0	0
Roger Torres	2	0	45	0	0
Carlos Valdes	2	2	180	0	0
Sheanon Williams	2	2	180	0	0
Team totals	2	2	180	1	2
Opponent totals	2	2	180	3	3

UNION INDIVIDUAL GOALKEEPING						
GOALKEEPER	GP	GS	SV	GA	GAA	SO
Faryd Mondragon	2	2	7	3	1.50	0
Team totals	2	2	7	3	1.50	0
Opponent totals	2	2	14	1	0.50	1



## PHILADELPHIA UNION

### CAREER POSTSEASON STATISTICS FOR CURRENT PHILADELPHIA UNION PLAYERS

UNF	POS	PLAYER	GP	GS	MIN	G	A	SHT	SOG	PKG	PKA	SKG	SKA	FC	FS	OFF	CK	C	E
7	M	Brian Carroll	20	20	1842	0	2	13	2	0	0	1	2	29	11	0	0	7	0
2	M	Warren Creavalle	6	5	396	0	0	1	0	0	0	0	0	4	5	0	0	0	0
9	F	Charlie Davies	6	5	430	4	1	9	7	0	0	0	0	6	6	5	0	0	0
13	M-F	Chris Pontius	6	6	392	1	0	10	4	0	1	0	0	3	8	1	4	0	0
17	F	C.J. Sapong	11	10	957	2	1	25	11	0	0	1	1	20	30	3	0	0	0



# PHILADELPHIA UNION

## PHILADELPHIA UNION INDIVIDUAL HIGH GAMES (2016)

Goals  
3 Roland Alberg 06/22/2016 vs. CHI W 4-3

Assists  
2 Fabinho 10/01/2016 at NYR L 2-3

Shots  
7 Roland Alberg 06/22/2016 vs. CHI W 4-3

Shots on Goal  
6 Roland Alberg 06/22/2016 vs. CHI W 4-3

Fouls Committed  
6 Tranquillo Barnetta 10/01/2016 at NYR L 2-3

Fouls Suffered  
7 Tranquillo Barnetta 08/13/2016 at NE W 4-0

Offside  
3 Roland Alberg 07/17/2016 vs. NYR T 2-2  
3 C.J. Sapong 07/17/2016 vs. NYR T 2-2

Saves  
8 Andre Blake 03/06/2016 at DAL L 0-2

Shots Faced  
10 Andre Blake 03/06/2016 at DAL L 0-2

Goals Allowed  
5 Andre Blake 07/23/2016 at MTL L 1-5

## TEAM HIGH GAMES (2016)

Goals  
4 06/22/2016 vs. CHI W 4-3  
4 08/13/2016 at NE W 4-0

Assists  
4 03/20/2016 vs. NE W 3-0  
4 08/13/2016 at NE W 4-0

Shots  
22 05/11/2016 vs. LA T 2-2

Shots on Goal  
9 03/20/2016 vs. NE W 3-0  
9 06/22/2016 vs. CHI W 4-3

Fouls Committed  
18 09/17/2016 at POR L 1-2

Fouls Suffered  
21 07/09/2016 vs. DC W 3-0

Corner Kicks  
10 07/31/2016 vs. RSL L 1-2  
10 10/23/2016 vs. NYR L 0-2

Offside  
8 07/17/2016 vs. NYR T 2-2

Saves  
8 03/06/2016 at DAL L 0-2

Shots Faced  
10 03/06/2016 at DAL L 0-2

Goals Allowed  
5 07/23/2016 at MTL L 1-5

## TEAM LOW GAMES (2016)

Shots  
5 05/28/2016 at COL T 1-1

Shots on Goal  
1 05/28/2016 at COL T 1-1

Fouls Committed  
6 04/08/2016 vs. ORL W 2-1  
6 05/28/2016 at COL T 1-1

Fouls Suffered  
6 09/24/2016 at TOR T 1-1

Corner Kicks  
2 05/28/2016 at COL T 1-1  
2 09/10/2016 vs. MTL T 1-1  
2 09/24/2016 at TOR T 1-1  
2 10/01/2016 at NYR L 2-3

Offside  
0 9 times

Saves  
0 05/11/2016 vs. LA T 2-2

Shots Faced  
1 04/23/2016 vs. NYC W 2-0

## PHILADELPHIA UNION INDIVIDUAL POSTSEASON HIGH GAMES (2011)

Goals  
1 Sebastien Le Toux 10/30/2011 vs. HOU L 1-2

Assists  
1 Michael Farfan 10/30/2011 vs. HOU L 1-2  
1 Justin Mapp 10/30/2011 vs. HOU L 1-2

Shots  
4 Freddy Adu 10/30/2011 vs. HOU L 1-2

Shots on Goal  
2 Freddy Adu 10/30/2011 vs. HOU L 1-2  
2 Roger Torres 10/30/2011 vs. HOU L 1-2  
2 Carlos Valdes 10/30/2011 vs. HOU L 1-2

Fouls Committed  
3 Brian Carroll 10/30/2011 vs. HOU L 1-2  
3 Gabriel Farfan 11/03/2011 at HOU L 0-1

Fouls Suffered  
3 Gabriel Farfan 10/30/2011 vs. HOU L 1-2  
3 Jack McInerney 11/03/2011 at HOU L 0-1

Offside  
1 Sebastien Le Toux 10/30/2011 vs. HOU L 1-2  
1 Sheanon Williams 10/30/2011 vs. HOU L 1-2  
1 Danny Mwanga 11/03/2011 at HOU L 0-1

Saves  
4 Faryd Mondragon 11/03/2011 at HOU L 0-1

Shots Faced  
5 Faryd Mondragon 10/30/2011 vs. HOU L 1-2  
5 Faryd Mondragon 11/03/2011 at HOU L 0-1

Goals Allowed  
2 Faryd Mondragon 10/30/2011 vs. HOU L 1-2

## TEAM HIGH GAMES (2011)

Goals  
1 10/30/2011 vs. HOU L 1-2

Assists  
2 10/30/2011 vs. HOU L 1-2

Shots  
23 10/30/2011 vs. HOU L 1-2

Shots on Goal  
11 10/30/2011 vs. HOU L 1-2

Fouls Committed  
14 11/03/2011 at HOU L 0-1

Fouls Suffered  
12 10/30/2011 vs. HOU L 1-2

Corner Kicks  
9 10/30/2011 vs. HOU L 1-2

Offside  
2 10/30/2011 vs. HOU L 1-2

Saves  
4 11/03/2011 at HOU L 0-1

Shots Faced  
6 10/30/2011 vs. HOU L 1-2

Goals Allowed  
2 10/30/2011 vs. HOU L 1-2

## TEAM LOW GAMES (2011)

Shots  
13 11/03/2011 at HOU L 0-1

Shots on Goal  
4 11/03/2011 at HOU L 0-1

Fouls Committed  
11 10/30/2011 vs. HOU L 1-2

Fouls Suffered  
9 11/03/2011 at HOU L 0-1

Corner Kicks  
5 11/03/2011 at HOU L 0-1

Offside  
1 11/03/2011 at HOU L 0-1

Saves  
3 10/30/2011 vs. HOU L 1-2

Shots Faced  
5 11/03/2011 at HOU L 0-1



# PHILADELPHIA UNION

## 2016 PHILADELPHIA UNION STATISTICS (11-14-9, 42 pts.)

UNF	POS	PLAYER	GP	GS	MIN	G	A	SHT	SOG	FC	FS	OFF	CK	C	E
13	M	Chris Pontius	33	32	2571	12	6	66	35	18	36	5	1	2	0
6	M	Roland Alberg	28	13	1153	9	3	47	17	29	32	4	38	2	1
17	F	C.J. Sapong	31	29	2535	7	2	60	22	44	71	17	0	1	0
10	M	Tranquillo Barnetta	29	25	2311	5	4	60	28	36	62	7	123	8	0
14	M	Fabian Herbers	32	13	1290	3	7	32	14	18	30	4	0	3	0
9	F	*Sebastien Le Toux	21	13	1206	2	5	15	7	7	22	2	8	2	0
25	M	Ilsinho	25	14	1286	2	2	29	7	13	14	3	9	2	1
12	D	Keegan Rosenberry	34	34	3060	2	2	21	7	13	17	0	1	0	0
4	D	Ken Tribbett	22	19	1727	2	1	12	5	15	28	0	0	4	0
16	D	Richard Marquez	33	33	2970	2	0	11	4	32	10	2	0	4	0
5	M	Vincent Nogueira	8	8	684	2	0	14	3	6	6	0	0	1	0
9	F	Charlie Davies (TOT)	17	3	371	1	1	12	9	8	2	7	0	0	0
9	F	Charlie Davies (PHI)	8	0	81	0	1	1	1	1	1	0	0	0	0
11	M	Alejandro Bedoya	10	10	844	1	0	10	4	24	7	2	3	3	0
7	M	Brian Carroll	26	23	2094	1	0	14	3	40	9	1	0	6	0
33	D	Fabinho	29	29	2517	0	6	10	2	26	23	2	0	6	0
2	M	Warren Creavalle	27	21	1807	0	1	4	0	33	21	0	0	5	1
22	M	Leo Fernandes	12	2	256	0	1	12	3	9	7	0	0	1	0
28	D	Raymon Gaddis	7	5	514	0	1	2	1	7	6	0	0	4	0
20	M	Walter Restrepo	4	0	81	0	1	1	1	5	2	0	0	0	0
23	D	Anderson	1	1	90	0	0	1	1	0	2	0	0	0	0
18	M	Eric Ayuk	1	1	90	0	0	2	2	0	1	0	0	0	0
1	G	Andre Blake	32	32	2880	0	0	0	0	1	10	0	0	0	0
24	G	Matt Jones	1	1	90	0	0	0	0	0	0	0	0	0	0
27	G	John McCarthy	1	1	90	0	0	0	0	0	0	0	0	0	0
15	D	Joshua Yaro	17	15	1327	0	0	0	0	12	4	0	0	3	2
8	M	Maurice Edu	0	0	0	0	0	0	0	0	0	0	0	0	0
21	M	Derrick Jones	0	0	0	0	0	0	0	0	0	0	0	0	0
	M	Kevin Kratz	0	0	0	0	0	0	0	0	0	0	0	0	0
19	M	Cole Missimo	0	0	0	0	0	0	0	0	0	0	0	0	0
26	D	Auston Trusty	0	0	0	0	0	0	0	0	0	0	0	0	0
3	D	Taylor Washington	0	0	0	0	0	0	0	0	0	0	0	0	0
		Own-goals received				2									
		Team totals	34	34	3060	52	43	424	167	389	444	49	183	57	5
		Opponent totals	34	34	3060	55	47	443	160	444	389	52	157	59	9

GAME-WINNING GOALS: Roland Alberg 3, C.J. Sapong 2, Chris Pontius 2, Keegan Rosenberry 1

Richard Marquez 1, Fabian Herbers 1, Tranquillo Barnetta 1

GAME-WINNING ASSISTS: Fabinho 3, Tranquillo Barnetta 2, Ilsinho 1, Sebastien Le Toux 1

Roland Alberg 1

PENALTY KICK GOALS/ATTEMPTS: Roland Alberg 4-4, Ilsinho 1-2, C.J. Sapong 1-1, Sebastien Le Toux 0-1

### PHILADELPHIA UNION INDIVIDUAL GOALKEEPING

UNF	POS	GOALKEEPER	GP	GS	MIN	SHTS	SV	GA	GAA	PG	PA	W	L	T	SO
1	G	Andre Blake	32	32	2880	150	99	50	1.56	0	1	10	13	9	6
24	G	Matt Jones	1	1	90	5	2	2	2.00	0	0	1	0	0	0
27	G	John McCarthy	1	1	90	5	3	3	3.00	0	0	0	1	0	0
		Team totals	34	34	3060	160	104	55	1.62	0	1	11	14	9	6
		Opponent totals	34	34	3060	167	113	52	1.53	6	8	14	11	9	6

\* = Played with other teams in 2016. Only Philadelphia Union statistics listed here.





# PHILADELPHIA UNION

## PHILADELPHIA UNION 2016 SCHEDULE

DAY	DATE	OPPONENT	RESULT	ATT.	W-L-T	POS.	PTS	NOTES:
Sun.	Mar. 6	at FC Dallas	L 0-2	14,248	0-1-0	T6	0	DAL: Castillo (22) Urruti (79)
Sat.	Mar. 12	at Columbus	W 2-1	17,015	1-1-0	T2	3	PHI: Pontius (46+,71); CLB: K. Kamara (87)
Sun.	Mar. 20	New England	W 3-0	17,027	2-1-0	T1	6	PHI: Sapong (18,33) Le Toux (93+)
Sat.	Apr. 2	at Chicago	L 0-1	12,073	2-2-0	T1	6	CHI: Igboananike (51)
Fri.	Apr. 8	Orlando City SC	W 2-1	15,011	3-2-0	1	9	PHI: Sapong (2) Barnetta (90); ORL: Winter (43)
Sat.	Apr. 16	at Seattle	L 1-2	39,620	3-3-0	2	9	PHI: Le Toux (73); SEA: Marshall (41) Morris (71)
Sat.	Apr. 23	New York City FC	W 2-0	18,681	4-3-0	T1	12	PHI: Pontius (26) Sapong (41)
Sat.	Apr. 30	San Jose	T 1-1	16,079	4-3-1	2	13	PHI: Pontius (30); SJ: Dawkins (83)
Wed.	May 11	Los Angeles	T 2-2	17,985	4-3-2	T2	14	PHI: Nogueira (4) Rosenberry (63); LA: Rogers (15) Magee (47)
Sat.	May 14	at Montreal	T 1-1	20,801	4-3-3	2	15	PHI: Sapong (24); MTL: Drogba (3)
Fri.	May 20	D.C. United	W 1-0	17,364	5-3-3	1	18	PHI: Marquez (91+)
Wed.	May 25	at Orlando City S	T 2-2	24,109	5-3-4	1	19	PHI: Barnetta (52) Tribbett (75); ORL: Molino (68) Larin (71)
Sat.	May 28	at Colorado	T 1-1	18,015	5-3-5	1	20	PHI: Carroll (92+); COL: Cronin (87)
Wed.	June 1	Columbus	W 3-2	15,543	6-3-5	1	23	PHI: Pontius (21) Nogueira (57) Herbers (84); CLB: O. Kamara (14) Cr. Martinez (93+)
Sat.	June 18	at New York City	L 2-3	27,456	6-4-5	1	23	PHI: Alberg (55) own goal (88); NYC: Lampard (8) Villa (21) Pirlo (50)
Wed.	June 22	Chicago	W 4-3	16,667	7-4-5	1	26	PHI: own goal (11) Alberg (15,46+,56); CHI: Accam (2) Cocis (69) Thiam (80)
Sat.	June 25	Vancouver	L 2-3	17,225	7-5-5	1	26	PHI: Alberg (14) Pontius (94+); VAN: Jacobson (19) Manneh (41) Bolanos (84)
Sat.	July 2	at Houston	L 0-1	18,457	7-6-5	1	26	HOU: Maidana (95+)
Sat.	July 9	D.C. United	W 3-0	18,463	8-6-5	2	29	PHI: Alberg (20) Ilsinho (37,47)
Sun.	July 17	New York Red Bull	T 2-2	18,500	8-6-6	2	30	PHI: Sapong (67) Pontius (68); NYR: Kljestan (27,44)
Sat.	July 23	at Montreal	L 1-5	20,801	8-7-6	2	30	PHI: Pontius (72); MTL: Drogba (19,42,52) Piatti (87) Mancosu (91+)
Sun.	July 31	Real Salt Lake	L 1-2	18,091	8-8-6	T3	30	PHI: Alberg (44); RSL: Plata (48) Morales (54)
Sat.	Aug. 6	at D.C. United	T 2-2	16,392	8-8-7	5	31	PHI: Barnetta (46+) Pontius (57); DC: Kemp (16) Birnbaum (94+)
Sat.	Aug. 13	at New England	W 4-0	17,127	9-8-7	4	34	PHI: Sapong (2) Pontius (51) Marquez (54) Alberg (93+)
Sat.	Aug. 20	Toronto FC	L 1-3	18,271	9-9-7	4	34	PHI: Tribbett (24); TOR: Giovinco (18) Moor (30) Altidore (44)
Wed.	Aug. 24	at Columbus	W 2-1	13,114	10-9-7	T3	37	PHI: Herbers (60) Rosenberry (74); CLB: Jahn (73)
Sat.	Aug. 27	Sporting KC	W 2-0	17,911	11-9-7	3	40	PHI: Alberg (67) Barnetta (92+)
Sat.	Sept. 3	at Chicago	L 0-3	16,102	11-10-7	4	40	CHI: own goal (22) de Leeuw (71) Alvarez (90)
Sat.	Sept. 10	Montreal	T 1-1	18,500	11-10-8	4	41	PHI: Barnetta (45); MTL: Mancosu (88)
Sat.	Sept. 17	at Portland	L 1-2	21,144	11-11-8	4	41	PHI: Pontius (47); POR: Valeri (46) Adi (53)
Sat.	Sept. 24	at Toronto FC	T 1-1	26,455	11-11-9	4	42	PHI: Bedoya (25); TOR: Morrow (70)
Sat.	Oct. 1	at New York Red B	L 2-3	22,731	11-12-9	5	42	PHI: Herbers (15) Pontius (55); NYR: Kljestan (44) B. Wright-Philli (47) McCarty (66)
Sun.	Oct. 16	Orlando City SC	L 0-2	18,007	11-13-9	6	42	ORL: Rivas (59) Baptista (95+)
Sun.	Oct. 23	New York Red Bull	L 0-2	18,500	11-14-9	T6	42	NYR: B. Wright-Philli (26) Muyl (57)



# PHILADELPHIA UNION

## PHILADELPHIA UNION – GAME-BY-GAME

#	Player	1	2	3	4	5	6	7	8	9	10	11	12	13	14	15	16	17	18	19	20	21	22	23	24	25	26	27	28	29	30	31	32	33	34											
1	Andre Blake	90G	90G	90G	90G	90G	90G	90G	90G	90G	90G	90G	90G	90G	90G	90G	90G	90G	90G	90G	90G	90G	90G	90G	90G	90G	90G	90G	90G	90G	90G	90G	90G	90G	90G	90G	90G	90G								
2	Warren Creavalle	90M	90M	47M																																										
3	Taylor Washington	90D	90D	90D	90D	90D																																								
4	Ken Tribbett	90M	90M	90M	90M	90M	90M	90M	90M	90M	90M	90M	90M	90M	90M	90M	90M	90M	90M	90M	90M	90M	90M	90M	90M	90M	90M	90M	90M	90M	90M	90M	90M	90M	90M	90M	90M	90M	90M							
5	Vincent Nogueira	30	15	58M	66M	63M	53M																																							
6	Roland Alberg	90M	90M	90M	90M	90M	90M	90M	16	90M	90M	90M	90M	90M	90M	90M	90M	90M	90M	90M	90M	90M	90M	90M	90M	90M	90M	90M	90M	90M	90M	90M	90M	90M	90M	90M	90M	90M	90M							
7	Brian Carroll	90M	90M	90M	90M	90M	90M	90M	90M	90M	90M	90M	90M	90M	90M	90M	90M	90M	90M	90M	90M	90M	90M	90M	90M	90M	90M	90M	90M	90M	90M	90M	90M	90M	90M	90M	90M	90M	90M							
8	Maurice Edu	18	30	32	24	63M	75M	90M	86M	69M	90M	90M	89M	61M	90M	90M	18	90M	90M	22	8	57M	14																							
9	Sebastien Le Toux	10	Tranquillo Barnetta																																											
10	Alejandro Bedoya	90D	90D	90D	90D	90D	90D	90D	90D	90D	90D	90D	90D	90D	90D	90D	90D	90D	90D	90D	90D	90D	90D	90D	90D	90D	90D	90D	90D	90D	90D	90D	90D	90D	90D	90D	90D	90D	90D							
11	Keegan Rosenberry	72M	86M	90M	66M	85M	63M	81M	73M	86M	66M	64M	69M	71M	69M	53M	90M	25	90F	90M	82M	90M	90M	80M	90M	90M	90M	90M	90M	90M	90M	90M	90M	90M	90M	90M	90M	90M	90M							
12	Chris Pontius	7	4	1	12	27	15	4	4	24	26	21	19	15	77F	90F	75F	11	26	33	27	70M	45	16	66M	65M	69M	70M	67M	67M	80M	81M	76F													
13	Michael Lahoud	90D	90D	90D	90D	90D	90D	90D	90D	90D	90D	90D	90D	90D	90D	90D	90D	90D	90D	90D	90D	90D	90D	90D	90D	90D	90D	90D	90D	90D	90D	90D	90D	90D	90D	90D	90D	90D	90D							
14	Fabian Herbers	90D	90D	90D	90D	90D	90D	90D	90D	90D	90D	90D	90D	90D	90D	90D	90D	90D	90D	90D	90D	90D	90D	90D	90D	90D	90D	90D	90D	90D	90D	90D	90D	90D	90D	90D	90D	90D	90D	90D						
15	Joshua Yaro	90D	90D	90D	90D	90D	90D	90D	90D	90D	90D	90D	90D	90D	90D	90D	90D	90D	90D	90D	90D	90D	90D	90D	90D	90D	90D	90D	90D	90D	90D	90D	90D	90D	90D	90D	90D	90D	90D	90D						
16	Richard Marquez	83F	90F	89F	90F	90F	90F	90F	90F	90F	90F	90F	90F	90F	90F	90F	90F	90F	90F	90F	90F	90F	90F	90F	90F	90F	90F	90F	90F	90F	90F	90F	90F	90F	90F	90F	90F	90F	90F	90F						
17	C.J. Sapon	90M	60M	13	5	8	5	8	5	5	1	1	1	1	13	15	15	9	27	12	18	8																								
18	Eric Ayuk	60M	75M	77M	90M	25	17	21	25	17	21	21	29	21	37	72M	65M	63M	68M	72M	76M	90M	83M	74M																						
19	Cole Missimo	90D	90D	90D	90D	90D	90D	90D	90D	90D	90D	90D	90D	90D	90D	90D	90D	90D	90D	90D	90D	90D	90D	90D	90D	90D	90D	90D	90D	90D	90D	90D	90D	90D	90D	90D	90D	90D	90D	90D						
20	Walter Restrepo	90D	90D	90D	90D	90D	90D	90D	90D	90D	90D	90D	90D	90D	90D	90D	90D	90D	90D	90D	90D	90D	90D	90D	90D	90D	90D	90D	90D	90D	90D	90D	90D	90D	90D	90D	90D	90D	90D	90D						
21	Derrick Jones	90D	90D	90D	90D	90D	90D	90D	90D	90D	90D	90D	90D	90D	90D	90D	90D	90D	90D	90D	90D	90D	90D	90D	90D	90D	90D	90D	90D	90D	90D	90D	90D	90D	90D	90D	90D	90D	90D	90D	90D					
22	Leo Fernandes	90D	90D	90D	90D	90D	90D	90D	90D	90D	90D	90D	90D	90D	90D	90D	90D	90D	90D	90D	90D	90D	90D	90D	90D	90D	90D	90D	90D	90D	90D	90D	90D	90D	90D	90D	90D	90D	90D	90D	90D					
23	Anderson	90D	90D	90D	90D	90D	90D	90D	90D	90D	90D	90D	90D	90D	90D	90D	90D	90D	90D	90D	90D	90D	90D	90D	90D	90D	90D	90D	90D	90D	90D	90D	90D	90D	90D	90D	90D	90D	90D	90D	90D					
24	Matt Jones	90D	90D	90D	90D	90D	90D	90D	90D	90D	90D	90D	90D	90D	90D	90D	90D	90D	90D	90D	90D	90D	90D	90D	90D	90D	90D	90D	90D	90D	90D	90D	90D	90D	90D	90D	90D	90D	90D	90D	90D					
25	Ilsinho	90D	90D	90D	90D	90D	90D	90D	90D	90D	90D	90D	90D	90D	90D	90D	90D	90D	90D	90D	90D	90D	90D	90D	90D	90D	90D	90D	90D	90D	90D	90D	90D	90D	90D	90D	90D	90D	90D	90D	90D					
26	Auston Trusty	90D	90D	90D	90D	90D	90D	90D	90D	90D	90D	90D	90D	90D	90D	90D	90D	90D	90D	90D	90D	90D	90D	90D	90D	90D	90D	90D	90D	90D	90D	90D	90D	90D	90D	90D	90D	90D	90D	90D	90D					
27	John McCarthy	90D	90D	90D	90D	90D	90D	90D	90D	90D	90D	90D	90D	90D	90D	90D	90D	90D	90D	90D	90D	90D	90D	90D	90D	90D	90D	90D	90D	90D	90D	90D	90D	90D	90D	90D	90D	90D	90D	90D	90D					
28	Raymon Gaddis	90D	90D	90D	90D	90D	90D	90D	90D	90D	90D	90D	90D	90D	90D	90D	90D	90D	90D	90D	90D	90D	90D	90D	90D	90D	90D	90D	90D	90D	90D	90D	90D	90D	90D	90D	90D	90D	90D	90D	90D					
32	Kevin Kratz	90D	90D	90D	90D	90D	90D	90D	90D	90D	90D	90D	90D	90D	90D	90D	90D	90D	90D	90D	90D	90D	90D	90D	90D	90D	90D	90D	90D	90D	90D	90D	90D	90D	90D	90D	90D	90D	90D	90D	90D					
33	Fabinho	90D	90D	90D	90D	90D	90D	90D	90D	90D	90D	90D	90D	90D	90D	90D	90D	90D	90D	90D	90D	90D	90D	90D	90D	90D	90D	90D	90D	90D	90D	90D	90D	90D	90D	90D	90D	90D	90D	90D	90D					

Played for other teams:  
 Charlie Davies played 290 minutes for NE

"00" = 100 minutes played  
 F/M/D/G = starting position



# PHILADELPHIA UNION

## PHILADELPHIA UNION – GAME-BY-GAME LOG

Game #1	03/06/2016	PHI 0 at DAL 2	L	
Game #2	03/12/2016	PHI 2 at CLB 1	W	Pontius 1 (unassisted) 46+; Pontius 2 (unassisted) 71
Game #3	03/20/2016	PHI 3 vs NE 0	W	Sapong 1 (Fabinho 1) 18; Sapong 2 (Creavalle 1) 33; Le Toux 1 (Fernandes 1, Pontius 1) 93+
Game #4	04/02/2016	PHI 0 at CHI 1	L	
Game #5	04/08/2016	PHI 2 vs ORL 1	W	Sapong 3 (unassisted) 2; Barnetta 1 (unassisted) 90
Game #6	04/16/2016	PHI 1 at SEA 2	L	Le Toux 2 (Sapong 1, Fabinho 2) 73
Game #7	04/23/2016	PHI 2 vs NYC 0	W	Pontius 3 (Barnetta 1) 26; Sapong 4 (Le Toux 1) 41
Game #8	04/30/2016	PHI 1 vs SJ 1	T	Pontius 4 (Barnetta 2) 30
Game #9	05/11/2016	PHI 2 vs LA 2	T	Nogueira 1 (unassisted) 4; Rosenberry 1 (unassisted) 63
Game #10	05/14/2016	PHI 1 at MTL 1	T	Sapong 5 (Le Toux 2, Pontius 2) 24
Game #11	05/20/2016	PHI 1 vs DC 0	W	Marquez 1 (Le Toux 3) 91+
Game #12	05/25/2016	PHI 2 at ORL 2	T	Barnetta 2 (Pontius 3, Tribbett 1) 52; Tribbett 1 (unassisted) 75
Game #13	05/28/2016	PHI 1 at COL 1	T	Carroll 1 (Herbers 1, Gaddis 1) 92+
Game #14	06/01/2016	PHI 3 vs CLB 2	W	Pontius 5 (Le Toux 4) 21; Nogueira 2 (Pontius 4) 57; Herbers 1 (Ilsinho 1) 84
Game #15	06/18/2016	PHI 2 at NYC 3	L	Alberg 1 (penalty kick) 55; own goal (Brillant) 88
Game #16	06/22/2016	PHI 4 vs CHI 3	W	own goal (Campbell) 11; Alberg 2 (Herbers 2) 15; Alberg 3 (unassisted) 47+; Alberg 4 (penalty kick) 56
Game #17	06/25/2016	PHI 2 vs VAN 3	L	Alberg 5 (Le Toux 5) 14; Pontius 6 (unassisted) 94+
Game #18	07/02/2016	PHI 0 at HOU 1	L	
Game #19	07/09/2016	PHI 3 vs DC 0	W	Alberg 6 (penalty kick) 20; Ilsinho 1 (penalty kick) 37; Ilsinho 2 (Sapong 2, Alberg 1) 47
Game #20	07/17/2016	PHI 2 vs NVR 2	T	Sapong 6 (penalty kick) 67; Pontius 7 (Herbers 3, Rosenberry 1) 68
Game #21	07/23/2016	PHI 1 at MIL 5	L	Pontius 8 (Restrepo 1, Herbers 4) 72
Game #22	07/31/2016	PHI 1 vs RSL 2	L	Alberg 7 (penalty kick) 44
Game #23	08/06/2016	PHI 2 at DC 2	T	Barnetta 3 (unassisted) 46+; Pontius 9 (Ilsinho 2) 57
Game #24	08/13/2016	PHI 4 at NE 0	W	Sapong 7 (Fabinho 3) 2; Pontius 10 (unassisted) 51; Marquez 2 (Pontius 5, Rosenberry 2) 54; Alberg 8 (Davies 1) 93+
Game #25	08/20/2016	PHI 1 vs TOR 3	L	Tribbett 2 (Barnetta 3) 24
Game #26	08/24/2016	PHI 2 at CLB 1	W	Herbers 2 (unassisted) 60; Rosenberry 2 (Barnetta 4, Alberg 2) 74
Game #27	08/27/2016	PHI 2 vs KC 0	W	Alberg 9 (Fabinho 4) 67; Barnetta 4 (Alberg 3) 92+
Game #28	09/03/2016	PHI 0 at CHI 3	L	
Game #29	09/10/2016	PHI 1 vs MTL 1	T	Barnetta 5 (Herbers 5) 45
Game #30	09/17/2016	PHI 1 at POR 2	L	Pontius 11 (Herbers 6) 47
Game #31	09/24/2016	PHI 1 at TOR 1	T	Bedoya 1 (Herbers 7) 25
Game #32	10/01/2016	PHI 2 at NVR 3	L	Herbers 3 (Pontius 6, Fabinho 5) 15; Pontius 12 (Fabinho 6) 55
Game #33	10/16/2016	PHI 0 vs ORL 2	L	
Game #34	10/23/2016	PHI 0 vs NVR 2	L	



# PHILADELPHIA UNION

## PHILADELPHIA UNION – CUP COMPETITIONS – GAME-BY-GAME

#	Player	U.S. OPEN CUP				QF
		4R	5R	PHI	PHI	
1	Andre Blake		90G	120G	1-1	
2	Warren Creavalle	90M	90M	120M		
3	Taylor Washington					
4	Ken Tribbett	90D		120D		
5	Vincent Nogueira	73M				
6	Roland Alberg	90M	78M	66M		
7	Brian Carroll	17	12			
8	Maurice Edu					
9	Sebastien Le Toux	12	79F	54		
10	Tranquillo Barnetta		90M	76M		
11	Fabian Herbers	78F		54		
12	Keegan Rosenberry		90D			
13	Chris Pontius		90F	66M		
14	Michael Lahoud					
15	Joshua Yaro		90D			
16	Richard Marquez	90D	90D	120D		
17	C.J. Sapong			120F		
19	Cole Missino					
20	Walter Restrepo	90M	11			
22	Leo Fernandes	29	23	44		
23	Anderson					
24	Matt Jones					
25	Ilsinho	61M	67M	120M		
27	John McCarthy	90G				
28	Raymon Gaddis	90D		120D		
33	Fabinho	90D	90D	120D		

U.S. OPEN CUP  
 4R 06/15/2016 PHI 3 vs HARBRG 2 W Restrepo (unassisted) 3; Alberg (Herbers) 46+; Alberg (unassisted) 93+  
 5R 06/29/2016 PHI 2 vs NYR 1 W Pontius (Ilsinho) 55; Pontius (Ilsinho) 60  
 QF 07/20/2016 PHI 1 at NE 1 T (2-4 pens) Herbers (Le Toux) 90





# REAL SALT LAKE

## 2016 RECORD

	GP	W-L-T	PTS	GF	GA
Real	34	12-12-1	46	44	46

## RECORD at RIO TINTO STADIUM

	GP	W-L-T	PTS	GF	GA
	17	8-1-8	32	22	14

## RECORD on road

	GP	W-L-T	PTS	GF	GA
	17	4-11-2	14	22	32

## RECORD at the half

	W	L	T
LEADING	3	0	2
TIED	7	4	4
TRAILING	2	8	4

## RECORD with the first goal

	W	L	T
SCORING	6	2	4
CONCEDING	6	10	3

## TEAM COMPARISONS

	FOR	AGAINST
GOALS SCORED	1.29 (13th)	1.35 (11th)
TOTAL SHOTS	12.35 (17th)	12.56 (13th)
SHOTS ON GOAL	4.41 (14th)	4.41 (12th)
SHOOTING ACCURACY	35.7% (9th)	35.1% (13th)
SCORING %AGE	10.5% (14th)	10.8% (12th)
FOULS	12.76 (8th)	13.24 (3rd)
CORNER KICKS	4.21 (18th)	5.97 (2nd)
OFFSIDE	1.47 (17th)	3.47 (2nd)

## GOALS SCORED IN GAME

GP	0	1	2	3	4+	TOT	AVG
34	10	9	10	5	0	44	1.29

## GOALS ALLOWED IN GAME

GP	0	1	2	3	4+	TOT	AVG
34	6	16	9	1	2	46	1.35

## GOALS BY INTERVALS

	TOT	0-15	16-30	31-45+	46-60	61-75	76-90+
FOR	44	3	6	5	9	13	8
AGAINST	46	7	8	10	7	6	8

## WHERE THE GOALS COME FROM

	FOR	AGAINST
GOALS SCORED	44	46
MINUTES PER GOAL	70	67

## HOW SCORED

RIGHT FOOT	30	24
LEFT FOOT	6	15
HEADERS	7	6
OTHER	1	1

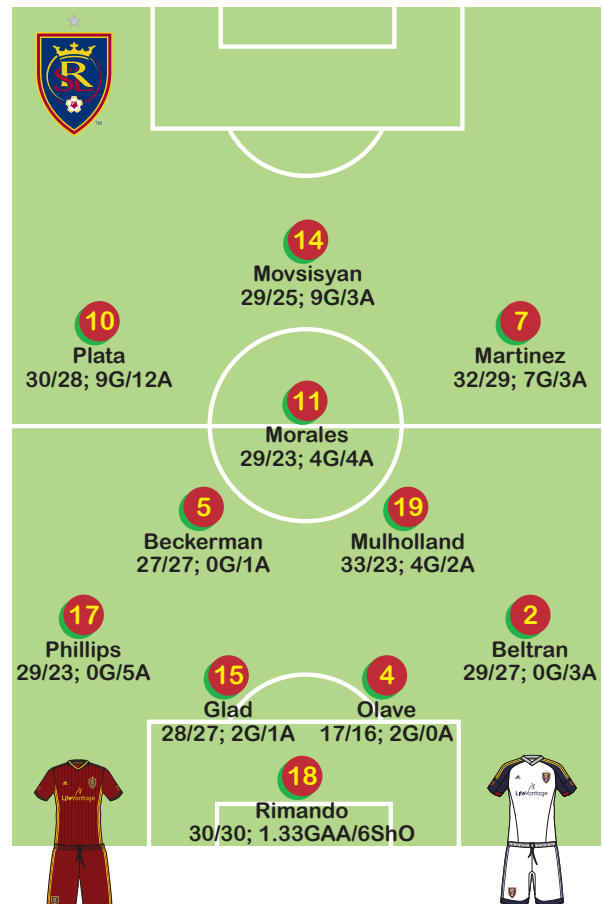
## TYPE OF PLAY

OPEN PLAY	23	22
CROSS	5	4
CORNER	3	5
REBOUND	0	5
PENALTIES	6	4
DIRECT FROM FREE KICK	1	0
FREE KICK (INDIRECT)	4	4
OWN GOALS	2	2

## DISTANCE

INSIDE GOAL AREA	10	10
INSIDE PENALTY AREA	27	30
OUTSIDE PENALTY AREA	7	6

## PRIMARY TEAM





# REAL SALT LAKE

No.	Player	Pos	Ht	Wt	Birthdate	Birthplace	2016				CAREER			
							GP	GS	G	A	GP	GS	G	A
1	<b>Lalo Fernandez</b>	<b>GK</b>	<b>6-3</b>	<b>170</b>	<b>12/16/1992</b>	<b>Guadalajara, Mexico</b>	0	0	0	0	0	0	0	0
Homegrown Player. MLS Season: 5.														
2	<b>Tony Beltran</b>	<b>DF</b>	<b>5-8</b>	<b>150</b>	<b>10/11/1987</b>	<b>Whittier, CA</b>	29	27	0	3	224	209	0	11
MLS Season: 8. 2008 SuperDraft: Round 1, Pick 3 (UCLA)														
3	<b>Phanuel Kavita</b>	<b>DF</b>	<b>6-1</b>	<b>184</b>	<b>03/09/1993</b>	<b>Lubumbashi, Katanga, Zaire</b>	1	1	0	0	3	3	0	0
Homegrown Player. MLS Season: 2.														
4	<b>Jamison Olave</b>	<b>DF</b>	<b>6-3</b>	<b>210</b>	<b>04/21/1981</b>	<b>Medellin, Colombia</b>	17	16	2	0	216	212	17	4
MLS Season: 9. Last club: New York Red Bulls														
5	<b>Kyle Beckerman</b>	<b>MF</b>	<b>5-11</b>	<b>165</b>	<b>04/23/1982</b>	<b>Crofton, MD</b>	27	27	0	1	406	377	36	49
MLS Season: 17. Last club: Colorado Rapids. International: USA.														
6	<b>Boyd Okwuonu</b>	<b>DF</b>	<b>5-9</b>	<b>170</b>	<b>02/24/1993</b>	<b>Edmond, OK</b>	2	1	0	0	5	2	0	0
MLS Season: 2. 2015 SuperDraft: Round 2, Pick 27 (North Carolina)														
7	<b>Juan Manuel Martinez</b>	<b>MF</b>	<b>5-9</b>	<b>170</b>	<b>10/25/1985</b>	<b>Viedma, Rio Negro, Argentina</b>	32	29	7	3	40	36	8	4
Designated Player. MLS Season: 2. Boca Juniors (Argentina)														
8	<b>Sunday Stephen</b>	<b>MF</b>	<b>5-11</b>	<b>148</b>	<b>09/17/1988</b>	<b>Lagos, Nigeria</b>	15	15	1	1	15	15	1	1
MLS Season: 1. Last club: Alanyaspor (Turkiye)														
10	<b>Joao Plata</b>	<b>MF</b>	<b>5-2</b>	<b>135</b>	<b>03/01/1992</b>	<b>Guayaquil, Ecuador</b>	30	28	9	12	140	116	33	35
Designated Player. MLS Season: 6. Last club: Toronto FC. International: Ecuador.														
11	<b>Javier Morales</b>	<b>MF</b>	<b>5-9</b>	<b>150</b>	<b>01/10/1980</b>	<b>Buenos Aires, Argentina</b>	29	23	4	4	240	217	49	81
MLS Season: 10. Last club: Vecindario (Spain).														
12	<b>Omar Holness</b>	<b>FW</b>	<b>6-0</b>	<b>174</b>	<b>03/13/1994</b>	<b>Kingston, Jamaica</b>	9	3	0	0	9	3	0	0
MLS Season: 1. 2016 SuperDraft: Round 1, Pick 5 (North Carolina). International: Jamaica.														
14	<b>Yura Movsisyan</b>	<b>FW</b>	<b>6-1</b>	<b>179</b>	<b>08/02/1987</b>	<b>Baku, Azerbaijan, USSR</b>	29	25	9	3	110	67	29	6
Designated Player. MLS Season: 5. Last club: Spartak Moscow (Russia)														
15	<b>Justen Glad</b>	<b>DF</b>	<b>6-0</b>	<b>145</b>	<b>02/28/1997</b>	<b>Pasadena, CA</b>	28	27	2	1	35	33	2	1
Homegrown Player. MLS Season: 2.														
16	<b>Chris Wingert</b>	<b>DF</b>	<b>5-11</b>	<b>165</b>	<b>06/16/1982</b>	<b>Babylon, NY</b>	20	18	0	0	316	280	1	16
MLS Season: 13. Last club: New York City FC														
17	<b>Demar Phillips</b>	<b>DF</b>	<b>5-6</b>	<b>132</b>	<b>09/23/1983</b>	<b>Kingston, Jamaica</b>	29	23	0	5	47	39	0	5
MLS Season: 2. Last club: Aalesunds FK (Norway). International: Jamaica.														
18	<b>Nick Rimando</b>	<b>GK</b>	<b>5-9</b>	<b>184</b>	<b>06/17/1979</b>	<b>Montclair, CA</b>	30	30	0	0	424	424	0	7
MLS Season: 17. Last club: New York Red Bulls. International: USA.														
19	<b>Luke Mulholland</b>	<b>MF</b>	<b>5-9</b>	<b>150</b>	<b>08/07/1988</b>	<b>Preston, England</b>	33	23	4	2	93	74	13	11
MLS Season: 3. Last club: Tampa Bay Rowdies (NASL).														
20	<b>Ricardo Velazco</b>	<b>FW</b>	<b>5-8</b>	<b>150</b>	<b>05/26/1993</b>		0	0	0	0	0	0	0	0
Homegrown Player. MLS Season: 1.														
21	<b>Aaron Maund</b>	<b>DF</b>	<b>6-1</b>	<b>185</b>	<b>09/19/1990</b>	<b>Dorchester, MA</b>	20	20	0	0	66	58	1	1
MLS Season: 5. Last club: Toronto FC. 2012 SuperDraft: Round 1, Pick 12 (Notre Dame)														
24	<b>Jeff Attinella</b>	<b>GK</b>	<b>6-2</b>	<b>190</b>	<b>09/29/1988</b>	<b>Clearwater, FL</b>	4	4	0	0	29	28	0	0
MLS Season: 4. Last club: Tampa Bay Rowdies (NASL)														
25	<b>Danilo Acosta</b>	<b>MF</b>	<b>5-11</b>	<b>170</b>	<b>11/17/1997</b>	<b>San Pedro Sula, Honduras</b>	0	0	0	0	0	0	0	0
Homegrown Player. MLS Season: 1.														
27	<b>John Stertzer</b>	<b>MF</b>	<b>6-0</b>	<b>170</b>	<b>10/04/1990</b>	<b>Fairfax, VA</b>	18	9	0	1	48	21	1	1
MLS Season: 4. 2013 SuperDraft: Round 1, Pick 12 (Maryland)														
28	<b>Chris Schuler</b>	<b>DF</b>	<b>6-4</b>	<b>185</b>	<b>09/09/1987</b>	<b>St. Louis, MO</b>	4	3	0	0	84	75	5	2
MLS Season: 7. 2010 SuperDraft: Round 3, Pick 39 (Creighton)														
29	<b>Pedro Baez</b>	<b>FW</b>	<b>5-11</b>	<b>170</b>	<b>01/15/1998</b>	<b>San Estanislao, Paraguay</b>	1	0	0	0	1	0	0	0
MLS Season: 1. Last club: Cerro Porteno (Paraguay)														
30	<b>Emery Welshman</b>	<b>FW</b>	<b>5-11</b>	<b>180</b>	<b>11/09/1991</b>	<b>Mississauga, ON, Canada</b>	0	0	0	0	1	0	0	0
MLS Season: 2. Last club: Real Monarchs SLC (USL)														
49	<b>Devon Sandoval</b>	<b>FW</b>	<b>6-1</b>	<b>185</b>	<b>06/16/1991</b>	<b>Albuquerque, NM</b>	12	2	0	0	74	36	7	3
MLS Season: 4. 2013 SuperDraft: Round 2, Pick 29 (New Mexico)														
50	<b>Sebastian Saucedo</b>	<b>MF</b>	<b>5-7</b>	<b>145</b>	<b>01/22/1997</b>	<b>San Fernando Valley, CA</b>	0	0	0	0	9	1	0	0
Homegrown Player. MLS Season: 2.														
70	<b>Jordan Allen</b>	<b>MF</b>	<b>5-11</b>	<b>160</b>	<b>04/25/1995</b>	<b>Rochester, NY</b>	23	11	3	2	48	22	4	4
Homegrown Player. MLS Season: 3.														
80	<b>Olmes Garcia</b>	<b>FW</b>	<b>6-0</b>	<b>175</b>	<b>10/21/1992</b>	<b>Barranquilla, Colombia</b>	24	9	1	1	104	44	11	6
MLS Season: 4. Last club: Deportes Quindio (Colombia)														

HEAD COACH : Jeff Cassar

02/02/1974

W38 L35 T29



# REAL SALT LAKE

## REAL SALT LAKE PLAYOFF HISTORY

vs. Team	No. of Series	Series					ShO	GF	GA	Last Mtg.	Round	Series Result
		W-L	GP	W-L-T	OT	OT						
Chicago	1	1-0	1	1-0-0	1-0-0	1-0	0	0	2009	Semifinals	Won 1 games to 0	
Columbus	1	1-0	2	2-0-0	0-0-0	0-0	4	2	2009	Quarterfinals	Won 2 games to 0	
FC Dallas	1	0-1	2	0-1-1	0-0-0	0-0	2	3	2010	Quarterfinals	Lost 1 games to 0	
KC-Sporting KC	1	0-1	1	0-1-0	0-1-0	0-1	1	1	2013	MLS Cup '13	Lost MLS Cup '13	
Los Angeles	4	2-2	6	2-3-1	2-0-0	1-0	4	10	2014	Quarterfinals	Lost 1 games to 0	
MetroStars-New	1	0-1	1	0-1-0	0-0-0	0-0	0	1	2008	Semifinals	Lost 1 games to 0	
Chivas USA	1	1-0	2	1-0-1	0-0-0	0-0	3	2	2008	Quarterfinals	Won 1 games to 0	
Seattle	2	1-1	4	1-2-1	0-0-0	0-0	3	3	2012	Quarterfinals	Lost 1 games to 0	
Portland	1	1-0	2	2-0-0	0-0-0	0-0	5	2	2013	Semifinals	Won 2 games to 0	
<b>TOTALS</b>	<b>13</b>	<b>7-6</b>	<b>21</b>	<b>9-8-4</b>	<b>3-1-0</b>	<b>2-1</b>	<b>22</b>	<b>24</b>				

## REAL SALT LAKE - ALL-TIME POSTSEASON RESULTS

DATE	OPPONENT	RESULT	ATT.	W-L-T	RD.	GOALS:
11/01/2008	Chivas USA	W 1-0	14,719	1-0-0	QTR	RSL: Movsisyan (90)
11/08/2008	at Chivas USA	T 2-2	19,265	1-0-1	QTR	RSL: Kovalenko (39) Morales (77); CHV: Kljestan (30) Braun (83)
11/15/2008	New York	L 0-1	20,008	1-1-1	SEM	NY: van den Bergh (28)
10/31/2009	Columbus	W 1-0	11,499	1-0-0	QTR	RSL: Findley (88)
11/05/2009	at Columbus	W 3-2	10,109	2-0-0	QTR	RSL: Morales (37) Findley (45) Williams (74); CLB: Barros Schelotto (19,35)
11/14/2009	at Chicago	W 0-0 (OT)	21,723	3-0-0	SEM	
11/22/2009	at Los Angeles	W 1-1 (OT)	46,011	4-0-0	FIN	RSL: Findley (64); LA: Magee (41)
10/30/2010	at FC Dallas	L 1-2	11,003	0-1-0	QTR	RSL: Espindola (5); DAL: Cunningham (44) Avila (88)
11/06/2010	FC Dallas	T 1-1	19,324	0-1-1	QTR	RSL: Findley (79); DAL: McCarty (17)
10/29/2011	Seattle	W 3-0	17,067	1-0-0	QTR	RSL: Saborio (41,53) Grabavoy (88)
11/02/2011	at Seattle	L 0-2	36,021	1-1-0	QTR	SEA: Alonso (56) Neagle (61)
11/06/2011	at Los Angeles	L 1-3	23,437	1-2-0	SEM	RSL: Saborio (25); LA: Donovan (23) Magee (58) Keane (68)
11/02/2012	at Seattle	T 0-0	34,941	0-0-1	QTR	
11/08/2012	Seattle	L 0-1	19,657	0-1-1	QTR	SEA: Martinez (81)
11/03/2013	at Los Angeles	L 0-1	27,000	0-1-0	QTR	LA: Franklin (48)
11/07/2013	Los Angeles	W 2-0 (OT)	19,042	1-1-0	QTR	RSL: Velasquez (35) Schuler (102)
11/10/2013	Portland	W 4-2	17,333	2-1-0	SEM	RSL: Schuler (35) Findley (41) Sandoval (48) Morales (82); POR: W. Johnson (14) Piquionne (94+)
11/24/2013	at Portland	W 1-0	20,674	3-1-0	SEM	RSL: Findley (29)
12/07/2013	at Sporting KC	T 1-1 (OT)	21,650	3-1-1	FIN	RSL: Saborio (52); KC: Collin (76)
11/01/2014	Los Angeles	T 0-0	20,713	0-0-1	QTR	
11/09/2014	at Los Angeles	L 0-5	27,000	0-1-1	QTR	LA: Donovan (10,54,72) Keane (20) Sarvas (63)





# REAL SALT LAKE

## ALL-TIME REAL SALT LAKE POSTSEASON STATISTICS (7-7-7, 27 PTS.)

PLAYER	GP	GS	MIN	G	A
Robbie Findley	15	8	941	6	3
Alvaro Saborio	12	12	1068	4	0
Javier Morales	20	20	1720	3	9
Chris Schuler	10	9	928	2	0
Andy Williams	12	10	844	1	2
Yura Movsisyan	7	5	457	1	1
Fabian Espindola	13	8	741	1	0
Ned Grabavoy	14	8	822	1	0
Dema Kovalenko	2	2	149	1	0
Devon Sandoval	3	2	186	1	0
Sebastian Velasquez	5	2	242	1	0
Kyle Beckerman	21	21	2010	0	2
Robbie Russell	12	10	943	0	2
Chris Wingert	18	18	1635	0	2
Nat Borchers	19	19	1824	0	1
Jamison Olave	13	12	1064	0	1
Joao Plata	4	2	212	0	1
Jean-Marc Alexandre	2	0	18	0	0
Yordany Alvarez	3	1	74	0	0
Tony Beltran	13	12	1132	0	0
Kenny Deuchar	1	0	1	0	0
Olmes Garcia	2	0	49	0	0
Luis Gil	11	6	629	0	0
Cole Grossman	1	0	16	0	0
Sebastian Jaime	1	0	20	0	0
Will Johnson	14	13	1177	0	0
Ian Joy	1	1	63	0	0
Abdoulie Mansally	2	1	117	0	0
Clint Mathis	7	3	423	0	0
Luke Mulholland	2	2	145	0	0
Lovel Palmer	3	1	164	0	0
Paulo Junior	3	1	120	0	0
Nick Rimando	21	21	2010	0	0
Jonny Steele	1	0	4	0	0
Khari Stephenson	1	0	31	0	0
Collen Warner	1	0	34	0	0
Kwame Watson-Siriboe	1	1	76	0	0
Team totals	21	21	2010	22	24
Opponent totals	21	21	2010	24	23

### REAL SALT LAKE INDIVIDUAL GOALKEEPING

GOALKEEPER	GP	GS	SV	GA	GAA	SO
Nick Rimando	21	21	61	24	1.07	8
Team totals	21	21	61	24	1.07	8
Opponent totals	21	21	85	22	0.99	8



# REAL SALT LAKE

## CAREER POSTSEASON STATISTICS FOR CURRENT REAL SALT LAKE PLAYERS

UNF	POS	PLAYER	GP	GS	MIN	G	A	SHT	SOG	PKG	PKA	SKG	SKA	FC	FS	OFF	CK	C	E	
5	M	Kyle Beckerman	31	31	2924	0	5	48	15	0	0	3	4	42	28	1	16	10	0	
2	D	Tony Beltran	13	12	1132	0	0	3	0	0	0	1	1	15	16	0	0	3	0	
80	F	Olmes Garcia	2	0	49	0	0	3	1	0	0	0	0	1	1	1	0	0	0	
11	M	Javier Morales	20	20	1720	3	9	26	10	0	0	1	2	38	47	1	64	4	1	
14	F	Yura Movsisyan	7	5	457	1	1	20	8	0	0	0	0	16	4	3	0	0	0	
19	M	Luke Mulholland	2	2	145	0	0	3	0	0	0	0	0	0	3	0	0	0	0	
4	D	Jamison Olave	19	18	1579	0	1	8	2	0	0	0	0	25	20	3	0	2	1	
10	F	Joao Plata	4	2	212	0	1	2	2	0	0	1	1	6	4	2	1	0	0	
49	F	Devon Sandoval	3	2	186	1	0	5	1	0	0	0	0	5	3	0	0	0	0	
28	D	Chris Schuler	10	9	928	2	0	7	3	0	0	1	1	14	9	0	0	1	0	
16	D	Chris Wingert	23	22	2041	0	2	8	1	0	0	1	1	31	16	0	1	4	0	
UNF	POS	GOALKEEPER	GP	GS	MIN	SHTS	SV	GA	GAA	PKG	PKA	SKG	SKA	W	L	T	SO			
18	GK	Nick Rimando	33	33	3079	53	114	42	1.23	6	6	18	30	13	11	9	13			



# REAL SALT LAKE

## REAL SALT LAKE INDIVIDUAL HIGH GAMES (2016)

<b>Goals</b>			
2	Joao Plata	03/06/2016	at ORL T 2-2
2	Javier Morales	08/06/2016	vs. CHI W 3-1
2	Yura Movsisyan	08/26/2016	vs. COL W 2-1
2	Joao Plata	09/07/2016	vs. LA T 3-3
<b>Assists</b>			
2	Joao Plata	03/12/2016	vs. SEA W 2-1
2	Joao Plata	08/06/2016	vs. CHI W 3-1
<b>Shots</b>			
9	Yura Movsisyan	07/01/2016	vs. DC T 1-1
<b>Shots on Goal</b>			
4	Yura Movsisyan	07/01/2016	vs. DC T 1-1
4	Joao Plata	09/07/2016	vs. LA T 3-3
<b>Fouls Committed</b>			
6	Olmes Garcia	07/13/2016	at VAN L 0-2
<b>Fouls Suffered</b>			
9	Juan Manuel Martinez	09/10/2016	at POR L 0-1
<b>Offside</b>			
4	Yura Movsisyan	09/07/2016	vs. LA T 3-3
<b>Saves</b>			
6	Nick Rimando	04/23/2016	at LA L 2-5
6	Nick Rimando	05/28/2016	at CLB L 3-4
6	Nick Rimando	08/26/2016	vs. COL W 2-1
<b>Shots Faced</b>			
11	Nick Rimando	04/23/2016	at LA L 2-5
<b>Goals Allowed</b>			
5	Nick Rimando	04/23/2016	at LA L 2-5

## TEAM HIGH GAMES (2016)

<b>Goals</b>			
3	05/21/2016	at KC	W 3-1
3	05/28/2016	at CLB	L 3-4
3	06/02/2016	at NYC	W 3-2
3	08/06/2016	vs. CHI	W 3-1
3	09/07/2016	vs. LA	T 3-3
<b>Assists</b>			
4	08/06/2016	vs. CHI	W 3-1
<b>Shots</b>			
21	04/23/2016	at LA	L 2-5
<b>Shots on Goal</b>			
8	04/02/2016	at KC	W 2-1
8	07/01/2016	vs. DC	T 1-1
8	09/07/2016	vs. LA	T 3-3
<b>Fouls Committed</b>			
21	09/10/2016	at POR	L 0-1
<b>Fouls Suffered</b>			
21	09/10/2016	at POR	L 0-1
<b>Corner Kicks</b>			
9	07/22/2016	vs. SJ	T 1-1
9	08/20/2016	vs. DAL	W 1-0
9	09/24/2016	vs. DAL	T 0-0
<b>Offside</b>			
8	09/07/2016	vs. LA	T 3-3
<b>Saves</b>			
6	04/23/2016	at LA	L 2-5
6	05/28/2016	at CLB	L 3-4
6	08/26/2016	vs. COL	W 2-1
<b>Shots Faced</b>			
12	04/23/2016	at LA	L 2-5
<b>Goals Allowed</b>			
5	04/23/2016	at LA	L 2-5

## TEAM LOW GAMES (2016)

<b>Shots</b>			
4	06/25/2016	at DAL	L 0-2
<b>Shots on Goal</b>			
0	05/15/2016	at HOU	L 0-1
0	06/25/2016	at DAL	L 0-2
<b>Fouls Committed</b>			
6	09/24/2016	vs. DAL	T 0-0
<b>Fouls Suffered</b>			
6	06/02/2016	at NYC	W 3-2
<b>Corner Kicks</b>			
1	04/09/2016	vs. COL	W 1-0
1	07/16/2016	vs. NE	T 0-0
1	09/17/2016	vs. HOU	L 0-1
1	10/01/2016	at SJ	L 1-2
<b>Offside</b>			
0	10 times		
<b>Saves</b>			
0	08/03/2016	at TOR	L 0-1
<b>Shots Faced</b>			
1	07/16/2016	vs. NE	T 0-0

## REAL SALT LAKE INDIVIDUAL POSTSEASON HIGH GAMES (2005-14)

<b>Goals</b>			
2	Alvaro Saborio	10/29/2011	vs. SEA W 3-0
<b>Assists</b>			
2	Javier Morales	10/29/2011	vs. SEA W 3-0
2	Javier Morales	11/10/2013	vs. POR W 4-2
<b>Shots</b>			
6	Alvaro Saborio	10/29/2011	vs. SEA W 3-0
<b>Shots on Goal</b>			
3	Alvaro Saborio	10/29/2011	vs. SEA W 3-0
<b>Fouls Committed</b>			
6	Yura Movsisyan	11/01/2008	vs. CHV W 1-0
6	Javier Morales	11/08/2008	at CHV T 2-2
6	Chris Wingert	11/14/2009	at CHI W 0-0
<b>Fouls Suffered</b>			
5	Alvaro Saborio	10/29/2011	vs. SEA W 3-0
5	Javier Morales	11/08/2012	vs. SEA L 0-1
5	Javier Morales	11/01/2014	vs. LA T 0-0
<b>Offside</b>			
6	Robbie Findley	11/22/2009	at LA W 1-1
6	Alvaro Saborio	11/01/2014	vs. LA T 0-0
<b>Saves</b>			
8	Nick Rimando	11/05/2009	at CLB W 3-2
<b>Shots Faced</b>			
10	Nick Rimando	11/05/2009	at CLB W 3-2
<b>Goals Allowed</b>			
5	Nick Rimando	11/09/2014	at LA L 0-5

## TEAM POSTSEASON HIGH GAMES (2005-14)

<b>Goals</b>			
4	11/10/2013	vs. POR	W 4-2
<b>Assists</b>			
4	11/10/2013	vs. POR	W 4-2
<b>Shots</b>			
24	11/15/2008	vs. NY	L 0-1
<b>Shots on Goal</b>			
11	10/29/2011	vs. SEA	W 3-0
<b>Fouls Committed</b>			
24	11/08/2008	at CHV	T 2-2
<b>Fouls Suffered</b>			
24	11/01/2014	vs. LA	T 0-0
<b>Corner Kicks</b>			
11	11/06/2010	vs. DAL	T 1-1
<b>Offside</b>			
8	11/22/2009	at LA	W 1-1
8	11/01/2014	vs. LA	T 0-0
<b>Saves</b>			
8	11/05/2009	at CLB	W 3-2
<b>Shots Faced</b>			
10	11/05/2009	at CLB	W 3-2
<b>Goals Allowed</b>			
5	11/09/2014	at LA	L 0-5

## TEAM POSTSEASON LOW GAMES (2005-14)

<b>Shots</b>			
4	11/02/2011	at SEA	L 0-2
4	11/09/2014	at LA	L 0-5
<b>Shots on Goal</b>			
1	11/02/2011	at SEA	L 0-2
1	11/09/2014	at LA	L 0-5
<b>Fouls Committed</b>			
4	11/15/2008	vs. NY	L 0-1
<b>Fouls Suffered</b>			
8	11/14/2009	at CHI	W 0-0
8	11/09/2014	at LA	L 0-5
<b>Corner Kicks</b>			
0	11/08/2008	at CHV	T 2-2
<b>Offside</b>			
0	11/01/2008	vs. CHV	W 1-0
0	11/08/2012	vs. SEA	L 0-1
0	11/10/2013	vs. POR	W 4-2
0	11/09/2014	at LA	L 0-5
<b>Saves</b>			
0	10/29/2011	vs. SEA	W 3-0
<b>Shots Faced</b>			
0	10/29/2011	vs. SEA	W 3-0



# REAL SALT LAKE

## 2016 REAL SALT LAKE STATISTICS (12-12-10, 46 pts.)

UNF	POS	PLAYER	GP	GS	MIN	G	A	SHT	SOG	FC	FS	OFF	CK	C	E
10	M	Joao Plata	30	28	2478	9	12	77	33	13	29	7	56	4	0
14	F	Yura Movsisyan	29	25	2161	9	3	68	28	18	38	20	0	3	0
7	M	Juan Manuel Martinez	32	29	2519	7	3	47	17	24	80	7	11	1	0
11	M	Javier Morales	29	23	2182	4	4	38	13	32	35	3	61	5	0
19	M	Luke Mulholland	33	23	2028	4	2	42	9	54	40	1	10	7	0
70	M	Jordan Allen	23	11	1099	3	2	15	8	15	19	1	2	1	0
15	D	Justen Glad	28	27	2424	2	1	4	3	24	15	0	0	4	0
4	D	Jamison Olave	17	16	1482	2	0	14	7	10	15	0	0	2	1
80	F	Olmes Garcia	24	9	964	1	1	18	8	23	20	7	0	2	0
8	M	Sunday Stephen	15	15	1115	1	1	12	3	26	14	0	0	4	0
17	D	Demar Phillips	29	23	2177	0	5	9	3	40	16	3	1	3	1
2	D	Tony Beltran	29	27	2468	0	3	7	2	40	33	1	0	9	0
5	M	Kyle Beckerman	27	27	2367	0	1	43	12	48	27	0	1	8	1
27	M	John Stertzzer	18	9	777	0	1	5	3	14	8	0	0	0	0
24	G	Jeff Attinella	4	4	360	0	0	0	0	0	0	0	0	0	0
29	F	Pedro Baez	1	0	5	0	0	0	0	0	0	0	0	0	0
12	F	Omar Holness	9	3	277	0	0	5	0	6	5	0	0	1	0
3	D	Phanuel Kavita	1	1	90	0	0	0	0	0	1	0	0	0	0
21	D	Aaron Maund	20	20	1746	0	0	5	1	24	13	0	0	4	0
6	D	Boyd Okwuonu	2	1	92	0	0	0	0	0	1	0	0	0	0
18	G	Nick Rimando	30	30	2700	0	0	0	0	0	4	0	0	1	0
49	F	Devon Sandoval	12	2	228	0	0	3	0	4	4	0	0	0	0
28	D	Chris Schuler	4	3	271	0	0	3	0	5	4	0	0	0	0
16	D	Chris Wingert	20	18	1514	0	0	5	0	14	10	0	1	5	0
25	M	Danilo Acosta	0	0	0	0	0	0	0	0	0	0	0	0	0
1	G	Lalo Fernandez	0	0	0	0	0	0	0	0	0	0	0	0	0
50	M	Sebastian Saucedo	0	0	0	0	0	0	0	0	0	0	0	0	0
20	F	Ricardo Velazco	0	0	0	0	0	0	0	0	0	0	0	0	0
30	F	Emery Welshman	0	0	0	0	0	0	0	0	0	0	0	0	0
		Own-goals received				2									
		Team totals	34	34	3060	44	39	420	150	434	450	50	143	64	3
		Opponent totals	34	34	3060	46	42	427	150	450	434	118	203	64	2

GAME-WINNING GOALS: Jamison Olave 2, Yura Movsisyan 2, Javier Morales 2, Joao Plata 1

Luke Mulholland 1, Juan Manuel Martinez 1, Jordan Allen 1

GAME-WINNING ASSISTS: Joao Plata 3, Juan Manuel Martinez 2, Demar Phillips 1, Olmes Garcia 1

Tony Beltran 1, Jordan Allen 1

PENALTY KICK GOALS/ATTEMPTS: Joao Plata 2-3, Yura Movsisyan 2-3, Javier Morales 2-3

### REAL SALT LAKE INDIVIDUAL GOALKEEPING

UNF	POS	GOALKEEPER	GP	GS	MIN	SHTS	SV	GA	GAA	PG	PA	W	L	T	SO
18	G	Nick Rimando	30	30	2700	137	91	40	1.33	3	5	11	9	10	6
24	G	Jeff Attinella	4	4	360	13	8	6	1.50	1	1	1	3	0	0
		Team totals	34	34	3060	150	99	46	1.35	4	6	12	12	10	6
		Opponent totals	34	34	3060	150	105	44	1.29	6	9	12	12	10	10

\* = Played with other teams in 2016. Only Real Salt Lake statistics listed here.



# REAL SALT LAKE

## REAL SALT LAKE 2016 SCHEDULE

DAY	DATE	OPPONENT	RESULT	ATT.	W-L-T	POS.	PTS	NOTES:
Sun.	Mar. 6	at Orlando City SC	T 2-2	60,147	0-0-1	T6	1	RSL: Plata (26,66); ORL: Larin (94+) Winter (95+)
Sat.	Mar. 12	Seattle	W 2-1	19,282	1-0-1	T2	4	RSL: Stephen (43) Olave (86); SEA: Alonso (28)
Sat.	Mar. 19	at Portland	T 2-2	21,144	1-0-2	5	5	RSL: Plata (16) Movsisyan (58); POR: Adi (79,84)
Sat.	Apr. 2	at Sporting KC	W 2-1	20,553	2-0-2	3	8	RSL: Glad (29) Mulholland (79); KC: Feilhaber (94+)
Sat.	Apr. 9	Colorado	W 1-0	19,224	3-0-2	T2	11	RSL: Plata (72)
Sat.	Apr. 16	Vancouver	W 1-0	19,720	4-0-2	T1	14	RSL: Martinez (55)
Sat.	Apr. 23	at Los Angeles	L 2-5	25,867	4-1-2	T3	14	RSL: Martinez (16) Morales (70); LA: Zardes (19) Magee (26) Boateng (41) dos Santos (45) Gerrard (91+)
Sat.	Apr. 30	Houston	W 2-1	19,950	5-1-2	T1	17	RSL: Allen (62) Movsisyan (70); HOU: Miranda (54)
Sat.	May 7	at Colorado	L 0-1	14,638	5-2-2	T2	17	COL: Jones (47)
Sat.	May 14	at Houston					6	postponed
Sun.	May 15	at Houston	L 0-1	17,943	5-3-2	T6	17	HOU: Barnes (65)
Sat.	May 21	at Sporting KC	W 3-1	20,618	6-3-2	T3	20	RSL: Martinez (32) own goal (47+) Movsisyan (53); KC: Dwyer (50)
Sat.	May 28	at Columbus	L 3-4	14,894	6-4-2	T4	20	RSL: Mulholland (13) Allen (78) Plata (83); CLB: O. Kamara (17,64,74) own goal (20)
Thu.	June 2	at New York City	W 3-2	22,736	7-4-2	3	23	RSL: Movsisyan (59) Martinez (67) own goal (74); NYC: Harrison (56) Villa (87)
Sat.	June 18	Portland	T 2-2	20,317	7-4-3	3	24	RSL: Martinez (17) Movsisyan (70); POR: Adi (29) Melano (44)
Wed.	June 22	New York Red Bull	W 2-1	18,036	8-4-3	3	27	RSL: Movsisyan (65) Allen (87); NYR: Baah (7)
Sat.	June 25	at FC Dallas	L 0-2	13,128	8-5-3	3	27	DAL: Acosta (18) Castillo (58)
Fri.	July 1	D.C. United	T 1-1	20,389	8-5-4	3	28	RSL: Martinez (57); DC: Jeffrey (92+)
Sat.	July 9	Montreal	T 1-1	20,086	8-5-5	T3	29	RSL: Movsisyan (79); MTL: Shipp (8)
Wed.	July 13	at Vancouver	L 0-2	22,120	8-6-5	T3	29	VAN: own goal (34) Techera (37)
Sat.	July 16	New England	T 0-0	19,246	8-6-6	4	30	
Fri.	July 22	San Jose	T 1-1	19,842	8-6-7	4	31	RSL: Mulholland (64); SJ: Wondolowski (9)
Sun.	July 31	at Philadelphia	W 2-1	18,091	9-6-7	T4	34	RSL: Plata (48) Morales (54); PHI: Alberg (44)
Wed.	Aug. 3	at Toronto FC	L 0-1	27,859	9-7-7	T4	34	TOR: Ricketts (68)
Sat.	Aug. 6	Chicago	W 3-1	19,909	10-7-7	3	37	RSL: Garcia (14) Morales (28,64); CHI: Alvarez (58)
Sun.	Aug. 14	at Seattle	L 1-2	39,491	10-8-7	4	37	RSL: Plata (62); SEA: Lodeiro (24) Morris (37)
Sat.	Aug. 20	FC Dallas	W 1-0	19,939	11-8-7	3	40	RSL: Olave (78)
Fri.	Aug. 26	Colorado	W 2-1	20,134	12-8-7	T2	43	RSL: Movsisyan (39,48); COL: Gashi (5)
Wed.	Sept. 7	Los Angeles	T 3-3	20,266	12-8-8	T2	44	RSL: Plata (53,67) Martinez (94+); LA: Boateng (6) dos Santos (57,64)
Sat.	Sept. 10	at Portland	L 0-1	21,144	12-9-8	T3	44	POR: Adi (12)
Sat.	Sept. 17	Houston	L 0-1	19,795	12-10-8	4	44	HOU: Alex (36)
Sat.	Sept. 24	FC Dallas	T 0-0	20,069	12-10-9	4	45	
Sat.	Oct. 1	at San Jose	L 1-2	18,000	12-11-9	4	45	RSL: Glad (40); SJ: Dawkins (34) Alashe (72)
Sun.	Oct. 16	Sporting KC	T 0-0	19,705	12-11-1	4	46	
Sun.	Oct. 23	at Seattle	L 1-2	50,022	12-12-1	6	46	RSL: Mulholland (4); SEA: Fernandez (3) Roldan (31)



# REAL SALT LAKE

## REAL SALT LAKE -- GAME-BY-GAME

#	Player	1	2	3	4	5	6	7	8	9	10	11	12	13	14	15	16	17	18	19	20	21	22	23	24	25	26	27	28	29	30	31	32	33	34	
1	Lalo Fernandez	90D	90D	90D	90D	90D	90D	90D	90D	90D	90D	90D	90D	90D	90D	90D	90D	90D	90D	90D	90D	90D	90D	86D	31	87D	90D	85D	90D	90D	90D	90D	90D	90D		
2	Tony Beltran																																			
3	Phanuel Kavita																																			
4	Jamison Olave	90D	90D	83D				90D	54	85D	90D																									
5	Kyle Beckerman	90M	90M	31M	90M	90M	90M	90M	90M	90M	90M	90M	90M	90M	90M	90M	90M	90M	90M	90M	90M	90M	90M	90M	90M	90M	90M	90M	90M	90M	90M	90M	90M	90M	90M	
6	Boyd Okwuonu																																			
7	Juan Manuel Martinez	87M	90M	90M	90F	90F	23F	88F	90F	82F	90F	30	89F	90F	84F																					
8	Sunday Stephen	24M	90M	90M	90M	84M																														
10	Joao Plata	77M	90M	85M	90M	90F	90F																													
11	Javier Morales	90M	55M		26	45	90M	90M	90M	90M	30	90M	90M	90M																						
12	Omar Holness																																			
14	Yura Movsisyan	90F	89F	64F	70F	90F	89F	90F	90F	90F	89F	6	84F	89F	90F																					
15	Justen Glad	5	90D	90D	90D	90D	90D	90D	90D	90D	90D	90D	90D	90D	90D	90D	90D	90D	90D	90D	90D	90D	90D	90D	90D	90D	90D	90D	90D	90D	90D	90D	90D	90D	90D	
16	Chris Wingert	66	90D	90D	59D	73D	90D	90D	90D	90D	75D	68D	71D	90D																						
17	Demar Phillips	20D			31	17	90D	67	90D	90D	22	90D	90D	90D	23	89D	90D																			
18	Nick Rimando	90G	90G	90G	90G	90G	90G	90G	90G	90G	90G	90G	90G	90G	90G	90G	90G	90G	90G	90G	90G	90G	90G	90G	90G	90G	90G	90G	90G	90G	90G	90G	90G	90G	90G	
19	Luke Mulholland	13	35	90M	64M	75M	90M	5	32	16	1	90M	90M	90M	60M	67M	90M	45	65M	89M	83M	90M	29	82M	85M	68M	90M	63M	14	69M	90M	4	90M	64M		
20	Ricardo Velazco																																			
20	Emilio Orozco	90D	90D	90D	90D	90D	90D	90D	90D	90D	90D	90D	90D	90D	90D	90D	90D	90D	90D	90D	90D	90D	90D	90D	90D	90D	90D	90D	90D	90D	90D	90D	90D	90D	90D	
21	Aaron Maund																																			
22	Andrew Brody																																			
24	Jeff Attinella																																			
25	Danilo Acosta																																			
26	Adolfo Ovalle																																			
27	John Stertzer																																			
28	Chris Schuler																																			
29	Pedro Baez																																			
30	Emery Welshman																																			
49	Devon Sandoval																																			
50	Sebastian Saucedo																																			
70	Jordan Allen	81M	90M			15	78F	90F	58F	15		90F	26	30	90F	22	65M	23	7																	
80	Olmes Garcia	3	9				12				8	1	6	90F	8	9	90M	13	46	90F	90F	45F	21	14	1	27	45F	39	90M	14	13	90F	90F			

"00" = 100 minutes played  
F/M/D/G = starting position



# REAL SALT LAKE

## REAL SALT LAKE – GAME-BY-GAME LOG

Game #	Date	Opponent	Result	Goals
Game #1	03/06/2016	RSL 2 at ORL 2	T	
Game #2	03/12/2016	RSL 2 vs SEA 1	W	Plata 1 (penalty kick) 26; Plata 2 (Beltran 1, Martinez 1) 66
Game #3	03/19/2016	RSL 2 at POR 2	T	Obayan 1 (Plata 1) 43; Olave 1 (Martinez 2, Plata 2) 86
Game #4	04/02/2016	RSL 2 at KC 1	W	Plata 3 (unassisted) 16; Movsisyan 1 (unassisted) 58
Game #5	04/09/2016	RSL 1 vs COL 0	W	Glad 1 (Plata 3) 29; Mulholland 1 (unassisted) 79
Game #6	04/16/2016	RSL 1 vs VAN 0	W	Plata 4 (unassisted) 72
Game #7	04/23/2016	RSL 2 at LA 5	L	Martinez 1 (Plata 4) 55
Game #8	04/30/2016	RSL 2 vs HOU 1	W	Martinez 2 (Mulholland 1) 16; Morales 1 (penalty kick) 70
Game #9	05/07/2016	RSL 0 at COL 1	L	Allen 1 (Glad 1) 62; Movsisyan 2 (Phillips 1, Allen 1) 70
Game #10	05/15/2016	RSL 0 at HOU 1	L	
Game #11	05/21/2016	RSL 3 at KC 1	W	Martinez 3 (Plata 5, Morales 1) 32; own goal (Davis) 47+; Movsisyan 3 (Beckerman 1) 53
Game #12	05/28/2016	RSL 3 at CLB 4	L	Mulholland 2 (Plata 6) 13; Allen 2 (Phillips 2) 78; Plata 5 (Mulholland 2) 83
Game #13	06/02/2016	RSL 3 at NYC 2	W	Movsisyan 4 (Stephen 1) 59; Martinez 4 (unassisted) 67; own goal (Brilliant) 74
Game #14	06/18/2016	RSL 2 vs POR 2	T	Martinez 5 (Morales 2) 17; Movsisyan 5 (penalty kick) 70
Game #15	06/22/2016	RSL 2 vs NVR 1	W	Movsisyan 6 (Stertzer 1) 65; Allen 3 (Beltran 2) 87
Game #16	06/25/2016	RSL 0 at DAL 2	L	
Game #17	07/01/2016	RSL 1 vs DC 1	T	Martinez 6 (Movsisyan 1) 57
Game #18	07/09/2016	RSL 1 vs MTL 1	T	Movsisyan 7 (penalty kick) 79
Game #19	07/13/2016	RSL 0 at VAN 2	L	
Game #20	07/16/2016	RSL 0 vs NE 0	T	
Game #21	07/22/2016	RSL 1 vs SJ 1	T	Mulholland 3 (Morales 3, Plata 7) 64
Game #22	07/31/2016	RSL 2 at PHI 1	W	Plata 6 (Phillips 3) 48; Morales 2 (Garcia 1) 54
Game #23	08/03/2016	RSL 0 at TOR 1	L	
Game #24	08/06/2016	RSL 3 vs CHI 1	W	Garcia 1 (Morales 4, Plata 8) 14; Morales 3 (penalty kick) 28; Morales 4 (Plata 9, Phillips 4) 64
Game #25	08/14/2016	RSL 1 at SEA 2	L	Plata 7 (Movsisyan 2) 62
Game #26	08/20/2016	RSL 1 vs DAL 0	W	Olave 2 (unassisted) 78
Game #27	08/26/2016	RSL 2 vs COL 1	W	Movsisyan 8 (Phillips 5) 39; Movsisyan 9 (Plata 10, Martinez 3) 48
Game #28	09/07/2016	RSL 3 vs LA 3	T	Plata 8 (penalty kick) 53; Plata 9 (Movsisyan 3, Beltran 3) 67; Martinez 7 (Plata 11) 94+
Game #29	09/10/2016	RSL 0 at POR 1	L	
Game #30	09/17/2016	RSL 0 vs HOU 1	L	
Game #31	09/24/2016	RSL 0 vs DAL 0	T	
Game #32	10/01/2016	RSL 1 at SJ 2	L	Glad 2 (unassisted) 40
Game #33	10/16/2016	RSL 0 vs KC 0	T	
Game #34	10/23/2016	RSL 1 at SEA 2	L	Mulholland 4 (Allen 2, Plata 12) 4



# REAL SALT LAKE

## REAL SALT LAKE –CUP COMPETITIONS – GAME-BY-GAME

#	Player	2015/16 CONCACAF CHAMPIONS LEAGUE		U.S. OPEN CUP	
		QF1 TIGR	QF2 TIGR	4R WILM	5R SEA
1	Lalo Fernandez	0-2	1-1	2-2	1-1
2	Tony Beltran	90D	90D		120D
3	Phanuel Kavita	90D	90D	120D	
4	Jamison Olave	90M	90M		120M
5	Kyle Beckerman	90M	90M	56D	120M
6	Boyd Okwono	90M	90M	120M	120M
7	Juan Manuel Martinez	81M	90M	64	120M
8	Sunday Stephan Obayan	90M	90M	120M	120M
10	Joao Plata	90M	90M	3	
11	Javier Morales	72F	84F	64	120F
12	Omar Holness				119D
13	Justen Glad			120D	
14	Yura Movsisyan	90D	90D		1
15	Chris Wingert	90D	90D	120D	
16	Demar Phillips	90G	90G		
17	Nick Rimando	90G	90G		
18	Luke Mulholland	90D	89D	120M	72M
19	Aaron Maund	90D		120D	120D
20	Jeff Attinella			120G	120G
21	Daniilo Acosta				
22	Adolfo Ovalle				
23	John Stertz				
24	John Stertz				
25	Devon Sandoval				
26	Devon Sandoval				
27	Sebastian Saucedo				
28	Sebastian Saucedo				
29	Jordan Allen	9	1	120M	48
30	Olmes Garcia	18	6		

2015/16 CONCACAF CHAMPIONS LEAGUE	
QF1	02/24/2016 RSL 0 at TIGRES 2 L
QF2	03/02/2016 RSL 1 at TIGRES 1 T

U.S. OPEN CUP	
4R	06/14/2016 RSL 2 vs WLMGTN 2 T (3-1 pen)
5R	06/28/2016 RSL 1 vs SEA 1 T (1-4 pen)

Plata (Movsisyan) 22  
 Plata (Mulholland) 65; Martinez (Plata) 86  
 Plata (penalty kick) 43







# SEATTLE SOUNDERS FC

## 2016 RECORD

	GP	W-L-T	PTS	GF	GA
Sounders	34	14-14-6	48	44	43

## RECORD at CENTURYLINK FIELD

	GP	W-L-T	PTS	GF	GA
	17	10-5-2	32	22	12

## RECORD on road

	GP	W-L-T	PTS	GF	GA
	17	4-9-4	16	22	31

## RECORD at the half

	W	L	T
LEADING	7	1	0
TIED	7	3	4
TRAILING	0	10	2

## RECORD with the first goal

	W	L	T
SCORING	11	3	1
CONCEDING	3	11	4

## TEAM COMPARISONS

	FOR	AGAINST
GOALS SCORED	1.29 (13th)	1.26 (14th)
TOTAL SHOTS	12.71 (12th)	12.65 (12th)
SHOTS ON GOAL	4.50 (12th)	4.15 (15th)
SHOOTING ACCURACY	35.4% (11th)	32.8% (17th)
SCORING %AGE	10.2% (15th)	10.0% (17th)
FOULS	10.29 (19th)	12.97 (7th)
CORNER KICKS	5.59 (4th)	3.79 (18th)
OFFSIDE	1.71 (15th)	1.41 (19th)

## GOALS SCORED IN GAME

GP	0	1	2	3	4+	TOT	AVG
34	8	15	7	2	2	44	1.29

## GOALS ALLOWED IN GAME

GP	0	1	2	3	4+	TOT	AVG
34	8	14	8	3	1	43	1.26

## GOALS BY INTERVALS

	TOT	0-15	16-30	31-45+	46-60	61-75	76-90+
FOR	44	4	6	7	6	8	13
AGAINST	43	5	10	7	4	6	11

## WHERE THE GOALS COME FROM

	FOR	AGAINST
GOALS SCORED	44	43
MINUTES PER GOAL	70	71

## HOW SCORED

RIGHT FOOT	23	26
LEFT FOOT	11	7
HEADERS	10	9
OTHER	0	1


## TYPE OF PLAY

OPEN PLAY	21	20
CROSS	5	5
CORNER	7	5
REBOUND	4	3
PENALTIES	3	6
DIRECT FROM FREE KICK	3	0
FREE KICK (INDIRECT)	1	4
OWN GOALS	0	0

## DISTANCE

INSIDE GOAL AREA	11	10
INSIDE PENALTY AREA	23	31
OUTSIDE PENALTY AREA	10	2

## PRIMARY TEAM





# SEATTLE SOUNDERS FC

No.	Player	Pos	Ht	Wt	Birthdate	Birthplace	2016				CAREER				
							GP	GS	G	A	GP	GS	G	A	
1	<b>Tyler Miller</b>	GK	6-4	195	03/12/1993	Woodbury, NJ	1	1	0	0	1	1	0	0	
MLS Season: 1. Last club: Seattle Sounders FC II (USL). 2015 SuperDraft: Round 2, Pick 33 (Northwestern)															
2	<b>Clint Dempsey</b>	MF	6-1	170	03/09/1983	Nacogdoches, TX	17	17	8	2	143	136	59	36	
Designated Player. MLS Season: 6. Last club: Tottenham Hotspur FC (England). International: USA															
3	<b>Brad Evans</b>	DF	6-1	170	04/20/1985	Phoenix, AZ	23	21	1	1	219	192	24	29	
MLS Season: 10. Last club: Columbus Crew															
4	<b>Tyrone Mears</b>	DF	5-11	163	02/18/1983	Stockport, England	32	32	0	2	65	65	1	5	
MLS Season: 2. Last club: Bolton Wanderers (England)															
5	<b>Jimmy Ockford</b>	DF	6-1	185	06/10/1992	Trenton, NJ	0	0	0	0	1	1	0	0	
MLS Season: 3. 2014 SuperDraft: Round 2, Pick 21 (Louisville)															
6	<b>Oswaldo Alonso</b>	MF	5-11	155	11/11/1985	San Cristobal, Cuba	32	32	3	4	226	221	9	18	
Designated Player. MLS Season: 8. Last club: Charleston Battery (USL)															
7	<b>Cristian Roldan</b>	MF	5-8	165	06/03/1995	Artesia, CA	33	28	4	3	55	39	4	4	
MLS Season: 2. 2015 SuperDraft: Round 1, Pick 16 (Washington)															
8	<b>Erik Friberg</b>	MF	5-11	154	02/10/1986	Lindome, Sweden	25	18	0	2	64	52	1	6	
MLS Season: 3. Last club: Esbjerg (Denmark)															
9	<b>Herculez Gomez</b>	FW	5-10	160	04/06/1982	Los Angeles, CA	21	9	0	0	152	94	24	13	
MLS Season: 8. Last club: Toronto FC															
10	<b>Nicolas Lodeiro</b>	MF	5-7	150	03/21/1989	Paysandu, Uruguay	13	13	4	8	13	13	4	8	
Designated Player. MLS Season: 1. Last club: Boca Juniors (Argentina). International: Uruguay															
11	<b>Aaron Kovar</b>	MF	5-10	155	08/14/1993	Seattle, WA	16	10	1	0	25	12	1	0	
Homegrown Player. MLS Season: 3.															
12	<b>Michael Farfan</b>	MF	5-9	160	06/23/1988	San Diego, CA	1	0	0	0	100	73	4	10	
MLS Season: 5. Last club: D.C. United															
13	<b>Jordan Morris</b>	MF	6-0	185	10/26/1994	Seattle, WA	34	32	12	4	34	32	12	4	
Homegrown Player. MLS Season: 1. Last club: Stanford Univ. International: USA															
14	<b>Chad Marshall</b>	DF	6-4	190	08/22/1984	Riverside, CA	30	30	4	0	343	339	21	13	
MLS Season: 13. Last club: Columbus Crew															
15	<b>Dylan Remick</b>	DF	6-0	165	05/19/1991	Chicago, IL	11	6	0	0	44	32	0	0	
MLS Season: 4. 2013 SuperDraft: Round 2, Pick 35 (Brown)															
16	<b>Nelson Haedo Valdez</b>	FW	5-10	160	11/28/1983	Caaguazu, Paraguay	24	8	0	1	31	13	1	2	
MLS Season: 2. Last club: Eintracht Frankfurt (Germany). International: Paraguay															
17	<b>Darwin Jones</b>	FW	5-10	175	04/04/1992	Chicago, IL	2	0	0	0	11	0	0	0	
Homegrown Player. MLS Season: 2.															
18	<b>Nathan Sturgis</b>	MF	5-10	160	07/06/1987	Boca Raton, FL	0	0	0	0	145	117	6	6	
MLS Season: 11. Last club: Houston Dynamo															
20	<b>Zach Scott</b>	DF	5-11	175	07/02/1980	Wailukur, HI	14	9	0	0	118	91	1	1	
MLS Season: 8. Last club: Seattle Sounders II (USL)															
21	<b>Alvaro Fernandez</b>	MF	6-1	159	10/11/1985	Soriano, Uruguay	10	8	1	1	78	58	16	5	
MLS Season: 4. Last club: Gimnasia (Argentina). International: Uruguay															
22	<b>Charlie Lyon</b>	GK	6-2	215	04/10/1992	St. Charles, IL	0	0	0	0	0	0	0	0	
MLS Season: 2. 2015 SuperDraft: Round 4, Pick 75 (Marquette)															
23	<b>Andreas Ivanschitz</b>	MF	6-0	180	10/15/1983	Eisenstadt, Austria	28	25	3	8	34	30	4	9	
MLS Season: 2. Last club: CD Levante (Spain). International: Austria															
24	<b>Stefan Frei</b>	GK	6-3	195	04/20/1986	Altstaetten, Switzerland	33	33	0	0	180	180	0	2	
MLS Season: 8. Last club: Toronto FC															
25	<b>Tony Alfaro</b>	DF	6-2	190	06/15/1993	Michoacan, Mexico	6	1	0	0	6	1	0	0	
MLS Season: 1. 2016 SuperDraft: Round 2, Pick 27 (Cal State Dominguez Hills)															
29	<b>Roman Torres</b>	DF	6-2	195	03/20/1986	Panama City, Panama	9	8	0	0	13	12	0	1	
MLS Season: 2. International: Panama															
33	<b>Joevin Jones</b>	DF	5-11	160	08/03/1991	Carenage, Trinidad & Tobago	33	29	2	3	61	55	3	4	
Homegrown Player. MLS Season: 2.															
39	<b>Oalex Anderson</b>	FW	5-8	155	11/11/1995	Barrouallie, St. Vincent	15	2	0	0	15	2	0	0	
MLS Season: 1. Last club: Seattle Sounders II (USL). International: St. Vincent & Grenadines															
80	<b>Victor Mansaray</b>	FW	5-11	180	02/22/1997	Freetown, Sierra Leone	0	0	0	0	3	0	0	0	
Homegrown Player. MLS Season: 2.															
91	<b>Oniel Fisher</b>	MF	5-9	155	11/22/1991	Portmore, Jamaica	6	2	0	1	18	11	0	1	
International: Jamaica															

HEAD COACH : Brian Schmetzer

08/18/1962

W8 L2 T4



# SEATTLE SOUNDERS FC

## SEATTLE SOUNDERS FC PLAYOFF HISTORY

vs. Team	No. of Series		GP	W-L-T	OT	ShO	GF	GA	Last		Series Result
	Series	W-L							Mtg.	Round	
Colorado	1	1-0	1	1-0-0	0-0-0	0-0	2	0	2013	Wild Card	Won 1 games to 0
FC Dallas	2	1-1	4	1-1-2	0-1-0	0-0	4	4	2015	Quarterfinals	Lost Series Tie-Breaker
Houston	1	0-1	2	0-1-1	0-1-0	0-0	0	1	2009	Quarterfinals	Lost 1 games to 0
Los Angeles	4	1-3	7	3-4-0	0-0-0	0-0	8	11	2015	Wild Card	Won 1 games to 0
Portland	1	0-1	2	0-2-0	0-0-0	0-0	3	5	2013	Quarterfinals	Lost 2 games to 0
Real Salt Lake	2	1-1	4	2-1-1	0-0-0	0-0	3	3	2012	Quarterfinals	Won 1 games to 0
<b>TOTALS</b>	<b>11</b>	<b>4-7</b>	<b>20</b>	<b>7-9-4</b>	<b>0-2-0</b>	<b>0-0</b>	<b>20</b>	<b>24</b>			

## SEATTLE SOUNDERS FC – ALL-TIME POSTSEASON RESULTS

DATE	OPPONENT	RESULT	ATT.	W-L-T	RD.	GOALS:
10/29/2009	Houston	T 0-0	35,807	0-0-1	QTR	
11/08/2009	at Houston	L 0-1 (OT)	27,465	0-1-1	QTR	HOU: Ching (96)
10/31/2010	Los Angeles	L 0-1	35,521	0-1-0	QTR	LA: Buddle (38)
11/07/2010	at Los Angeles	L 1-2	27,000	0-2-0	QTR	SEA: Zakuani (86); LA: Buddle (19) Gonzalez (27)
10/29/2011	at Real Salt Lake	L 0-3	17,067	0-1-0	QTR	RSL: Saborio (41,53) Grabavoy (88)
11/02/2011	Real Salt Lake	W 2-0	36,021	1-1-0	QTR	SEA: Alonso (56) Neagle (61)
11/02/2012	Real Salt Lake	T 0-0	34,941	0-0-1	QTR	
11/08/2012	at Real Salt Lake	W 1-0	19,657	1-0-1	QTR	SEA: Martinez (81)
11/11/2012	at Los Angeles	L 0-3	27,000	1-1-1	SEM	LA: Keane (46+,67) Magee (64)
11/18/2012	Los Angeles	W 2-1	44,575	2-1-1	SEM	SEA: Johnson (12) Scott (57); LA: Keane (68)
10/30/2013	Colorado	W 2-0	32,204	1-0-0	WC	SEA: Evans (28) Johnson (93+)
11/02/2013	Portland	L 1-2	38,507	1-1-0	QTR	SEA: Alonso (90); POR: R. Johnson (15) Nagbe (67)
11/07/2013	at Portland	L 2-3	20,674	1-2-0	QTR	SEA: Yedlin (74) Johnson (76); POR: W. Johnson (29) Valeri (44) Danso (47)
11/02/2014	at FC Dallas	T 1-1	16,112	0-0-1	QTR	SEA: Alonso (54); DAL: Michel (34)
11/10/2014	FC Dallas	T 0-0	38,912	0-0-2	QTR	
11/23/2014	at Los Angeles	L 0-1	27,000	0-1-2	SEM	LA: Sarvas (52)
11/30/2014	Los Angeles	W 2-1	46,758	1-1-2	SEM	SEA: Evans (26) Dempsey (32); LA: Juninho (54)
10/28/2015	Los Angeles	W 3-2	39,537	1-0-0	WC	SEA: Dempsey (5) Valdez (12) Friberg (73); LA: Lletget (6) Zardes (22)
11/01/2015	FC Dallas	W 2-1	39,599	2-0-0	QTR	SEA: Ivanschitz (67) Dempsey (86); DAL: Castillo (18)
11/08/2015	at FC Dallas	T 1-2 (OT)	17,287	2-0-1	QTR	SEA: Marshall (90); DAL: Akindele (84) Zimmerman (91+)



# SEATTLE SOUNDERS FC

## ALL-TIME SEATTLE SOUNDERS FC POSTSEASON STATISTICS (7-8-5, 25 PTS.)

PLAYER	GP	GS	MIN	G	A
Clint Dempsey	10	10	929	3	1
Oswaldo Alonso	16	16	1414	3	0
Eddie Johnson	6	5	475	3	0
Brad Evans	16	16	1400	2	2
Andreas Ivanschitz	3	3	297	1	1
Zach Scott	13	10	961	1	1
DeAndre Yedlin	6	6	495	1	1
Erik Friberg	5	4	371	1	0
Chad Marshall	7	7	660	1	0
Mario Martinez	4	2	201	1	0
Lamar Neagle	7	5	488	1	0
Nelson Haedo Valdez	3	2	179	1	0
Steve Zakuani	7	5	428	1	0
Fredy Montero	10	10	830	0	2
Marco Pappa	6	4	298	0	2
Nate Jaqua	4	2	232	0	1
Shalrie Joseph	2	1	62	0	1
Christian Tiffert	4	4	318	0	1
Jalil Anibaba	1	0	1	0	0
Micheal Azira	5	1	149	0	0
Chad Barrett	3	0	78	0	0
Marc Burch	5	3	321	0	0
Alex Caskey	1	1	73	0	0
Kenny Cooper	1	0	25	0	0
David Estrada	3	0	51	0	0
Alvaro Fernandez	4	2	152	0	0
Oniel Fisher	2	2	178	0	0
Stefan Frei	7	7	660	0	0
Mike Fucito	3	1	129	0	0
Leo Gonzalez	13	13	1140	0	0
Michael Gspurning	6	6	535	0	0
Marcus Hahnemann	2	1	93	0	0
Jhon Kennedy Hurtado	11	11	1020	0	0
Patrick Ianni	3	3	257	0	0
Adam Johansson	4	4	344	0	0
Kasey Keller	6	6	570	0	0
Sebastien Le Toux	2	0	38	0	0
Roger Levesque	4	0	162	0	0
Freddie Ljungberg	2	2	210	0	0
Tyrone Marshall	3	2	219	0	0
Obafemi Martins	8	7	701	0	0
Tyrone Mears	3	3	300	0	0
Adam Moffat	3	3	224	0	0
Blaise Nkufo	2	2	180	0	0
Sanna Nyassi	3	2	135	0	0
Sammy Ochoa	3	2	134	0	0
Jeff Parke	7	7	605	0	0
Gonzalo Pineda	3	3	255	0	0
James Riley	5	5	480	0	0
Cristian Roldan	3	0	60	0	0
Mauro Rosales	4	1	157	0	0
Andy Rose	8	3	365	0	0
Nathan Sturgis	2	2	145	0	0
Djimi Traore	4	3	271	0	0
Team totals	20	20	1860	20	13
Opponent totals	20	20	1860	24	26

### SOUNDERS FC INDIVIDUAL GOALKEEPING

GOALKEEPER	GP	GS	SV	GA	GAA	SO
Stefan Frei	7	7	25	8	1.09	1
Kasey Keller	6	6	23	7	1.11	2
Michael Gspurning	6	6	22	7	1.18	2
Marcus Hahnemann	2	1	3	2	1.94	0
Team totals	20	20	73	24	1.16	6
Opponent totals	20	20	71	20	0.97	8



# SEATTLE SOUNDERS FC

## CAREER POSTSEASON STATISTICS FOR CURRENT SEATTLE SOUNDERS FC PLAYERS

UNF	POS	PLAYER	GP	GS	MIN	G	A	SHT	SOG	PKG	PKA	SKG	SKA	FC	FS	OFF	CK	C	E	
6	M	Oswaldo Alonso	16	16	1414	3	0	20	7	1	1	0	0	20	19	1	2	4	1	
2	F	Clint Dempsey	19	18	1759	4	3	55	24	0	0	1	2	38	37	7	10	1	0	
3	M	Brad Evans	20	20	1760	3	2	23	9	0	0	0	0	14	17	0	4	3	0	
12	M	Michael Farfan	2	2	180	0	1	3	1	0	0	0	0	3	1	0	0	0	0	
21	M	Alvaro Fernandez	5	3	242	0	0	4	1	0	0	0	0	3	3	0	8	0	0	
91	M	Oniel Fisher	2	2	178	0	0	0	0	0	0	0	0	1	2	0	0	0	0	
8	M	Erik Friberg	5	4	371	1	0	7	1	0	0	0	0	7	4	0	6	2	0	
9	F	Herculez Gomez	6	5	473	1	0	18	5	0	0	0	0	16	9	4	0	2	1	
23	M	Andreas Ivanschitz	3	3	297	1	1	4	4	0	0	0	1	7	3	0	10	1	0	
14	D	Chad Marshall	18	18	1679	3	0	13	6	0	0	0	0	14	11	1	0	0	0	
4	D	Tyrone Mears	3	3	300	0	0	1	0	0	0	0	0	4	1	0	0	0	0	
7	M	Cristian Roldan	3	0	60	0	0	0	0	0	0	0	0	0	1	0	1	0	0	
20	D	Zach Scott	13	10	961	1	1	2	2	0	0	0	0	11	9	0	0	1	0	
18	D-M	Nathan Sturgis	3	3	230	0	0	2	2	0	0	0	0	1	2	0	7	0	0	
16	F	Nelson Haedo Valdez	3	2	179	1	0	5	2	0	0	0	0	6	3	0	0	0	0	
UNF	POS	GOALKEEPER	GP	GS	MIN	SHTS	SV	GA	GAA	PKG	PKA	SKG	SKA	W	L	T	SO			
24	GK	Stefan Frei	7	7	660	4	25	8	1.09	1	1	4	4	3	2	2	1			



# SEATTLE SOUNDERS FC

## SEATTLE SOUNDERS FC INDIVIDUAL HIGH GAMES (2016)

<b>Goals</b>			
3	Clint Dempsey	08/07/2016	at ORL W 3-1
<b>Assists</b>			
2	Andreas Ivanschitz	04/16/2016	vs. PHI W 2-1
2	Oswaldo Alonso	07/13/2016	vs. DAL W 5-0
2	Nicolas Lodeiro	08/07/2016	at ORL W 3-1
2	Jordan Morris	08/07/2016	at ORL W 3-1
2	Nicolas Lodeiro	08/28/2016	at POR L 2-4
<b>Shots</b>			
9	Clint Dempsey	03/19/2016	vs. VAN L 1-2
<b>Shots on Goal</b>			
4	Clint Dempsey	05/21/2016	vs. COL L 0-1
4	Jordan Morris	06/01/2016	at DC W 2-0
4	Clint Dempsey	08/07/2016	at ORL W 3-1
4	Jordan Morris	09/25/2016	at LA W 4-2
<b>Fouls Committed</b>			
5	Clint Dempsey	03/12/2016	at RSL L 1-2
5	Oswaldo Alonso	04/16/2016	vs. PHI W 2-1
<b>Fouls Suffered</b>			
5	6 times		
<b>Offside</b>			
3	Jordan Morris	05/28/2016	at NE L 1-2
<b>Saves</b>			
7	Stefan Frei	09/25/2016	at LA W 4-2
<b>Shots Faced</b>			
9	Stefan Frei	04/23/2016	at COL L 1-3
9	Stefan Frei	09/25/2016	at LA W 4-2
<b>Goals Allowed</b>			
4	Stefan Frei	08/28/2016	at POR L 2-4

## SEATTLE SOUNDERS FC INDIVIDUAL POSTSEASON HIGH GAMES (2009-15)

<b>Goals</b>			
1	20 times		
<b>Assists</b>			
1	13 times		
<b>Shots</b>			
6	Clint Dempsey	11/02/2013	vs. POR L 1-2
6	Clint Dempsey	11/10/2014	vs. DAL T 0-0
6	Clint Dempsey	11/30/2014	vs. LA W 2-1
<b>Shots on Goal</b>			
3	Lamar Neagle	11/02/2011	vs. RSL W 2-0
3	Clint Dempsey	11/02/2014	at DAL T 1-1
3	Clint Dempsey	11/10/2014	vs. DAL T 0-0
<b>Fouls Committed</b>			
6	Zach Scott	11/23/2014	at LA L 0-1
<b>Fouls Suffered</b>			
7	Freddie Ljungberg	11/08/2009	at HOU L 0-1
<b>Offside</b>			
4	Eddie Johnson	11/18/2012	vs. LA W 2-1
<b>Saves</b>			
9	Michael Gspurning	11/08/2012	at RSL W 1-0
<b>Shots Faced</b>			
11	Kasey Keller	10/29/2011	at RSL L 0-3
<b>Goals Allowed</b>			
3	Kasey Keller	10/29/2011	at RSL L 0-3
3	Michael Gspurning	11/11/2012	at LA L 0-3
3	Michael Gspurning	11/07/2013	at POR L 2-3

## TEAM HIGH GAMES (2016)

<b>Goals</b>			
5	07/13/2016	vs. DAL	W 5-0
<b>Assists</b>			
6	08/07/2016	at ORL	W 3-1
<b>Shots</b>			
21	07/09/2016	vs. LA	L 0-1
<b>Shots on Goal</b>			
8	6 times		
<b>Fouls Committed</b>			
16	08/07/2016	at ORL	W 3-1
16	08/28/2016	at POR	L 2-4
16	09/10/2016	at SJ	T 1-1
<b>Fouls Suffered</b>			
20	03/19/2016	vs. VAN	L 1-2
<b>Corner Kicks</b>			
12	05/07/2016	vs. SJ	W 2-0
12	07/17/2016	at POR	L 1-3
12	09/17/2016	vs. VAN	W 1-0
<b>Offside</b>			
5	09/28/2016	vs. CHI	W 1-0
<b>Saves</b>			
7	09/25/2016	at LA	W 4-2
<b>Shots Faced</b>			
9	04/23/2016	at COL	L 1-3
9	09/25/2016	at LA	W 4-2
<b>Goals Allowed</b>			
4	08/28/2016	at POR	L 2-4

## TEAM POSTSEASON HIGH GAMES (2009-15)

<b>Goals</b>			
3	10/28/2015	vs. LA	W 3-2
<b>Assists</b>			
2	11/08/2012	at RSL	W 1-0
2	11/18/2012	vs. LA	W 2-1
2	11/02/2013	vs. POR	L 1-2
<b>Shots</b>			
26	11/02/2011	vs. RSL	W 2-0
<b>Shots on Goal</b>			
9	11/02/2011	vs. RSL	W 2-0
<b>Fouls Committed</b>			
21	11/07/2013	at POR	L 2-3
<b>Fouls Suffered</b>			
21	11/02/2013	vs. POR	L 1-2
<b>Corner Kicks</b>			
11	11/02/2013	vs. POR	L 1-2
<b>Offside</b>			
5	11/18/2012	vs. LA	W 2-1
<b>Saves</b>			
9	11/08/2012	at RSL	W 1-0
<b>Shots Faced</b>			
11	10/29/2011	at RSL	L 0-3
<b>Goals Allowed</b>			
3	10/29/2011	at RSL	L 0-3
3	11/11/2012	at LA	L 0-3
3	11/07/2013	at POR	L 2-3

## TEAM LOW GAMES (2016)

<b>Shots</b>			
1	07/24/2016	at KC	L 0-3
<b>Shots on Goal</b>			
0	07/24/2016	at KC	L 0-3
<b>Fouls Committed</b>			
5	07/24/2016	at KC	L 0-3
<b>Fouls Suffered</b>			
4	04/10/2016	at HOU	T 1-1
<b>Corner Kicks</b>			
0	06/01/2016	at DC	W 2-0
0	07/24/2016	at KC	L 0-3
0	09/10/2016	at SJ	T 1-1
<b>Offside</b>			
0	9 times		
<b>Saves</b>			
0	05/21/2016	vs. COL	L 0-1
0	07/13/2016	vs. DAL	W 5-0
0	09/17/2016	vs. VAN	W 1-0
0	10/23/2016	vs. RSL	W 2-1
<b>Shots Faced</b>			
0	07/13/2016	vs. DAL	W 5-0
0	09/17/2016	vs. VAN	W 1-0

## TEAM POSTSEASON LOW GAMES (2009-15)

<b>Shots</b>			
7	11/11/2012	at LA	L 0-3
<b>Shots on Goal</b>			
0	10/29/2011	at RSL	L 0-3
<b>Fouls Committed</b>			
5	11/30/2014	vs. LA	W 2-1
<b>Fouls Suffered</b>			
10	11/08/2012	at RSL	W 1-0
10	11/30/2014	vs. LA	W 2-1
10	10/28/2015	vs. LA	W 3-2
<b>Corner Kicks</b>			
3	11/11/2012	at LA	L 0-3
3	11/02/2014	at DAL	T 1-1
3	11/01/2015	vs. DAL	W 2-1
<b>Offside</b>			
0	11/08/2009	at HOU	L 0-1
0	11/07/2010	at LA	L 1-2
0	10/29/2011	at RSL	L 0-3
0	11/02/2011	vs. RSL	W 2-0
<b>Saves</b>			
1	11/02/2011	vs. RSL	W 2-0
1	11/18/2012	vs. LA	W 2-1
1	11/10/2014	vs. DAL	T 0-0
<b>Shots Faced</b>			
1	11/02/2011	vs. RSL	W 2-0
1	11/10/2014	vs. DAL	T 0-0



## SEATTLE SOUNDERS FC

### 2016 SEATTLE SOUNDERS FC STATISTICS (14-14-6, 48 pts.)

UNF	POS	PLAYER	GP	GS	MIN	G	A	SHT	SOG	FC	FS	OFF	CK	C	E
13	M	Jordan Morris	34	32	2856	12	4	71	36	29	24	18	0	0	0
2	M	Clint Dempsey	17	17	1429	8	2	65	22	23	27	6	1	1	1
10	M	Nicolas Lodeiro	13	13	1170	4	8	33	11	8	44	5	40	5	0
7	M	Cristian Roldan	33	28	2632	4	3	30	11	27	46	4	2	2	0
14	D	Chad Marshall	30	30	2634	4	0	21	9	13	19	0	0	2	0
23	M	Andreas Ivanschitz	28	25	1910	3	8	36	13	13	30	6	100	5	0
6	M	Osvaldo Alonso	32	32	2826	3	4	43	11	51	63	0	0	7	1
33	D	Joevin Jones	33	29	2547	2	3	16	5	29	11	1	0	6	0
3	D	Brad Evans	23	21	1866	1	1	9	1	12	13	0	0	1	2
21	M	Alvaro Fernandez	10	8	530	1	1	5	2	8	11	4	0	0	0
11	M	Aaron Kovar	16	10	811	1	0	21	5	12	8	0	10	1	0
8	M	Erik Friberg	25	18	1582	0	2	12	2	17	5	1	12	4	0
4	D	Tyrone Mears	32	32	2835	0	2	3	0	33	22	1	2	3	0
91	M	Oniel Fisher	6	2	232	0	1	1	0	10	5	0	0	1	1
16	F	Nelson Haedo Valdez	24	8	900	0	1	30	11	21	22	9	0	4	0
25	D	Tony Alfaro	6	1	286	0	0	1	0	1	4	0	0	0	0
39	F	Oalex Anderson	15	2	334	0	0	9	4	7	14	0	0	0	0
12	M	Michael Farfan	1	0	26	0	0	0	0	1	0	0	0	0	0
24	G	Stefan Frei	33	33	2970	0	0	1	1	0	5	0	0	0	0
9	F	Herculez Gomez	21	9	842	0	0	14	7	16	18	2	23	1	0
17	F	Darwin Jones	2	0	22	0	0	0	0	1	0	0	0	0	0
1	G	Tyler Miller	1	1	90	0	0	0	0	0	0	0	0	0	0
15	D	Dylan Remick	11	6	537	0	0	1	0	6	5	0	0	1	0
20	D	Zach Scott	14	9	886	0	0	4	1	7	13	0	0	2	0
29	D	Roman Torres	9	8	765	0	0	6	1	5	5	1	0	1	0
22	G	Charlie Lyon	0	0	0	0	0	0	0	0	0	0	0	0	0
80	F	Victor Mansaray	0	0	0	0	0	0	0	0	0	0	0	0	0
18	M	Nathan Sturgis	0	0	0	0	0	0	0	0	0	0	0	0	0
		Own-goals received				1									
		Team totals	34	34	3060	44	40	432	153	350	441	58	190	47	5
		Opponent totals	34	34	3060	43	43	430	141	441	350	48	129	62	3

GAME-WINNING GOALS: Jordan Morris 6, Clint Dempsey 5, Cristian Roldan 1, Chad Marshall 1  
Brad Evans 1

GAME-WINNING ASSISTS: Andreas Ivanschitz 3, Cristian Roldan 2, Jordan Morris 2, Nicolas Lodeiro 2  
Erik Friberg 2, Clint Dempsey 1

PENALTY KICK GOALS/ATTEMPTS: Clint Dempsey 2-3, Brad Evans 1-1

#### SEATTLE SOUNDERS FC INDIVIDUAL GOALKEEPING

UNF	POS	GOALKEEPER	GP	GS	MIN	SHTS	SV	GA	GAA	PG	PA	W	L	T	SO
24	G	Stefan Frei	33	33	2970	137	91	41	1.24	6	8	14	13	6	8
1	G	Tyler Miller	1	1	90	4	2	2	2.00	0	0	0	1	0	0
		Team totals	34	34	3060	141	93	43	1.26	6	8	14	14	6	8
		Opponent totals	34	34	3060	153	103	44	1.29	3	4	14	14	6	8

\* = Played with other teams in 2016. Only Seattle Sounders FC statistics listed here.





# SEATTLE SOUNDERS FC

## SEATTLE SOUNDERS FC 2016 SCHEDULE

DAY	DATE	OPPONENT	RESULT	ATT.	W-L-T	POS.	PTS	NOTES:
Sun.	Mar. 6	Sporting KC	L 0-1	39,525	0-1-0	T8	0	KC: Coelho (73)
Sat.	Mar. 12	at Real Salt Lake	L 1-2	19,282	0-2-0	T9	0	SEA: Alonso (28); RSL: Stephen (43) Olave (86)
Sat.	Mar. 19	Vancouver	L 1-2	40,012	0-3-0	10	0	SEA: Ivanschitz (52); VAN: Morales (10,74)
Sat.	Apr. 2	Montreal	W 1-0	39,705	1-3-0	10	3	SEA: Dempsey (79)
Sun.	Apr. 10	at Houston	T 1-1	20,975	1-3-1	10	4	SEA: Marshall (94+); HOU: Barnes (35)
Sat.	Apr. 16	Philadelphia	W 2-1	39,620	2-3-1	T8	7	SEA: Marshall (41) Morris (71); PHI: Le Toux (73)
Sat.	Apr. 23	at Colorado	L 1-3	17,294	2-4-1	9	7	SEA: Morris (63); COL: Jones (20) Sognic (51) K. Doyle (86)
Sat.	Apr. 30	Columbus	W 1-0	39,473	3-4-1	8	10	SEA: Morris (88)
Sat.	May 7	San Jose	W 2-0	39,570	4-4-1	8	13	SEA: Dempsey (26) Morris (89)
Sat.	May 14	at FC Dallas	L 0-2	14,630	4-5-1	8	13	DAL: Diaz (3) Barrios (80)
Sat.	May 21	Colorado	L 0-1	41,028	4-6-1	8	13	COL: Sjoberg (43)
Sat.	May 28	at New England	L 1-2	21,456	4-7-1	9	13	SEA: Kovar (7); NE: Nguyen (24) Hollinger-Janzen (80)
Wed.	June 1	at D.C. United	W 2-0	15,174	5-7-1	9	16	SEA: Morris (79) J. Jones (83)
Sun.	June 19	at New York Red B	L 0-2	21,102	5-8-1	9	16	NYR: Grella (18,59)
Sat.	June 25	New York City FC	L 0-2	47,537	5-9-1	9	16	NYC: Lampard (38) Matarrita (87)
Sat.	July 2	at Toronto FC	T 1-1	26,750	5-9-2	T9	17	SEA: Morris (61); TOR: Hamilton (60)
Sat.	July 9	Los Angeles	L 0-1	40,813	5-10-2	10	17	LA: Keane (15)
Wed.	July 13	FC Dallas	W 5-0	40,101	6-10-2	9	20	SEA: Dempsey (6) Ivanschitz (18) Morris (22) J. Jones (61) Roldan (73)
Sun.	July 17	at Portland	L 1-3	21,144	6-11-2	9	20	SEA: Marshall (59); POR: Valeri (44,50) Adi (64)
Sun.	July 24	at Sporting KC	L 0-3	18,563	6-12-2	9	20	KC: Dwyer (21,79) Peterson (48+)
Sun.	July 31	Los Angeles	T 1-1	48,458	6-12-3	9	21	SEA: Roldan (49); LA: Lletget (78)
Sun.	Aug. 7	at Orlando City S	W 3-1	28,247	7-12-3	9	24	SEA: Dempsey (14,37,48); ORL: Hines (7)
Sun.	Aug. 14	Real Salt Lake	W 2-1	39,491	8-12-3	9	27	SEA: Lodeiro (24) Morris (37); RSL: Plata (62)
Sun.	Aug. 21	Portland	W 3-1	53,302	9-12-3	T8	30	SEA: Dempsey (61,80) Roldan (83); POR: Adi (93+)
Wed.	Aug. 24	at Houston	T 1-1	16,125	9-12-4	8	31	SEA: Lodeiro (94+); HOU: Wenger (75)
Sun.	Aug. 28	at Portland	L 2-4	21,144	9-13-4	T8	31	SEA: Ivanschitz (47) Morris (51); POR: Andriuskevicius (16) Adi (21) Melano (29) S. Taylor (44)
Sat.	Sept. 10	at San Jose	T 1-1	18,000	9-13-5	9	32	SEA: Lodeiro (80); SJ: Wondolowski (20)
Sat.	Sept. 17	Vancouver	W 1-0	47,111	10-13-5	7	35	SEA: Morris (81)
Sun.	Sept. 25	at Los Angeles	W 4-2	25,819	11-13-5	7	38	SEA: own goal (35) Morris (63,73) Alonso (78); LA: Keane (20,85)
Wed.	Sept. 28	Chicago	W 1-0	39,269	12-13-5	T6	41	SEA: Marshall (24)
Sun.	Oct. 2	at Vancouver	W 2-1	24,837	13-13-5	5	44	SEA: Alonso (39) Evans (81); VAN: Morales (25)
Wed.	Oct. 12	Houston	T 0-0	39,772	13-13-6	T4	45	
Sun.	Oct. 16	at FC Dallas	L 1-2	14,468	13-14-6	5	45	SEA: Lodeiro (41); DAL: Urruti (79) Ruiz (89)
Sun.	Oct. 23	Real Salt Lake	W 2-1	50,022	14-14-6	4	48	SEA: Fernandez (3) Roldan (31); RSL: Mulholland (4)



# SEATTLE SOUNDERS FC

## SEATTLE SOUNDERS FC – GAME-BY-GAME

#	Player	1	2	3	4	5	6	7	8	9	10	11	12	13	14	15	16	17	18	19	20	21	22	23	24	25	26	27	28	29	30	31	32	33	34		
	KC RSL VAN MTL HOU PHI COL CLB SJ DAL COL NE DC NYR NYC TOR LA DAL POR KC LA ORL RSL POR HOU POR SJ VAN LA CHI VAN HOU DAL RSL	0-1	1-2	1-2	1-0	1-1	2-1	1-3	1-0	2-0	0-2	0-1	1-2	2-0	0-2	0-2	1-1	0-1	5-0	1-3	0-3	1-1	3-1	2-1	3-1	1-1	2-4	1-1	1-0	2-4	1-0	2-1	0-0	1-2	2-1		
1	Tyler Miller	90G	90M	90M	90M	90M	90M	90M	78F	90M	90F	90M	90M	90M	90M	90M	90M	90M	90F	33F	90F	90M	59M	89M	90M	90M	90M	90M	90M	90M	90M	90M	90M	90M	90M	90M	90M
2	Clint Dempsey	89D	90D	90D	90D	90D	90D	86D	90D	90D	90D	90D	90D	90D	90D	90D	90D	90D	90D	90D	90D	90D	90D	90D	90D	90D	90D	90D	90D	90D	90D	90D	90D	90D	90D	90D	90D
3	Brad Evans																																				
4	Tyrone Mears																																				
6	Oswaldo Alonso																																				
7	Cristian Roldan																																				
8	Erik Friberg	18M							40	25	72M	90M	90M	90M	90M	90M	90M	90M	90M	45M	90M	45M	22	19	58M	65M	18	33	79M	74	90M	69M					
9	Herculez Gomez																																				
10	Nicolas Lodeiro																																				
11	Aaron Kovar																																				
12	Michael Farfan																																				
13	Jordan Morris																																				
14	Chad Marshall																																				
15	Dylan Remick																																				
16	Nelson Haedo Valdez																																				
17	Darwin Jones																																				
18	Nathan Sturgis																																				
20	Zach Scott																																				
21	Alvaro Fernandez																																				
22	Charlie Lyon																																				
23	Andreas Ivanschitz																																				
24	Stefan Frei																																				
25	Tony Alfaro																																				
29	Roman Torres																																				
33	Joevin Jones																																				
80	Oalex Anderson																																				
91	Oniel Fisher																																				
99	Andy Craven																																				

"00" = 100 minutes played  
 F/M/D/G = starting position



# SEATTLE SOUNDERS FC

## SEATTLE SOUNDERS FC – GAME-BY-GAME LOG

Game #1	03/06/2016	SEA 0 vs KC 1	L	
Game #2	03/12/2016	SEA 1 at RSL 2	L	Alonso 1 (unassisted) 28
Game #3	03/19/2016	SEA 1 vs VAN 2	L	Ivanschitz 1 (unassisted) 52
Game #4	04/02/2016	SEA 1 vs MTL 0	W	Dempsey 1 (Ivanschitz 1) 79
Game #5	04/10/2016	SEA 1 at HOU 1	T	Marshall 1 (unassisted) 94+
Game #6	04/16/2016	SEA 2 vs PHI 1	W	Marshall 2 (Ivanschitz 2) 41; Morris 1 (Ivanschitz 3) 71
Game #7	04/23/2016	SEA 1 at COL 3	L	Morris 2 (Roldan 1) 63
Game #8	04/30/2016	SEA 1 vs CLB 0	W	Morris 3 (unassisted) 88
Game #9	05/07/2016	SEA 2 vs SJ 0	W	Dempsey 2 (Friberg 1, Morris 1) 26; Morris 4 (Alonso 1) 89
Game #10	05/14/2016	SEA 0 at DAL 2	L	
Game #11	05/21/2016	SEA 0 vs COL 1	L	
Game #12	05/28/2016	SEA 1 at NE 2	L	
Game #13	06/01/2016	SEA 2 at DC 0	W	Kovar 1 (unassisted) 7
Game #14	06/19/2016	SEA 0 at NYR 2	L	Morris 5 (unassisted) 79; J. Jones 1 (Alonso 2) 83
Game #15	06/25/2016	SEA 0 vs NYC 2	L	
Game #16	07/02/2016	SEA 1 at TOR 1	T	Morris 6 (J. Jones 1) 61
Game #17	07/09/2016	SEA 0 vs LA 1	L	
Game #18	07/13/2016	SEA 5 vs DAL 0	W	Dempsey 3 (penalty kick) 6; Ivanschitz 2 (Alonso 3) 18; Morris 7 (Dempsey 1, Alonso 4) 22; J. Jones 2 (Fisher 1) 61; Roldan 1 (Ivanschitz 4) 73
Game #19	07/17/2016	SEA 1 at POR 3	L	Marshall 3 (Ivanschitz 5) 59
Game #20	07/24/2016	SEA 0 at KC 3	L	
Game #21	07/31/2016	SEA 1 vs LA 1	T	Roldan 2 (Valdez 1) 49
Game #22	08/07/2016	SEA 3 at ORL 1	W	Dempsey 4 (Mears 1, Lodeiro 1) 14; Dempsey 5 (Morris 2, Roldan 2) 37; Dempsey 6 (Morris 3, Lodeiro 2) 48
Game #23	08/14/2016	SEA 2 vs RSL 1	W	Lodeiro 1 (Ivanschitz 6) 24; Morris 8 (Lodeiro 3, Dempsey 2) 37
Game #24	08/21/2016	SEA 3 vs POR 1	W	Dempsey 7 (penalty kick) 61; Dempsey 8 (Roldan 3) 80; Roldan 3 (Evans 1, Lodeiro 4) 83
Game #25	08/24/2016	SEA 1 at HOU 1	T	Lodeiro 2 (J. Jones 2, Ivanschitz 7) 94+
Game #26	08/28/2016	SEA 2 at POR 4	L	Ivanschitz 3 (Lodeiro 5) 47; Morris 9 (Lodeiro 6) 51
Game #27	09/10/2016	SEA 1 at SJ 1	T	Lodeiro 3 (unassisted) 80
Game #28	09/17/2016	SEA 1 vs VAN 0	W	Morris 10 (Lodeiro 7, Friberg 2) 81
Game #29	09/25/2016	SEA 4 at LA 2	W	own goal (Van Damme) 35; Morris 11 (fernandez 1) 63; Morris 12 (unassisted) 73; Alonso 2 (Lodeiro 8) 78
Game #30	09/28/2016	SEA 1 vs CHI 0	W	Marshall 4 (Ivanschitz 8) 24
Game #31	10/02/2016	SEA 2 at VAN 1	W	Alonso 3 (J. Jones 3) 39; Evans 1 (penalty kick) 81
Game #32	10/12/2016	SEA 0 vs HOU 0	T	
Game #33	10/16/2016	SEA 1 at DAL 2	L	Lodeiro 4 (unassisted) 41
Game #34	10/23/2016	SEA 2 vs RSL 1	W	Fernandez 1 (Morris 4, Mears 2) 3; Roldan 4 (unassisted) 31



# SEATTLE SOUNDERS FC

## SEATTLE SOUNDERS FC – CUP COMPETITIONS – GAME-BY-GAME

#	Player	2015/16 CONCACAF CHAMPIONS LEAGUE		U.S. OPEN CUP		
		QF1 AMER	QF2 AMER	4R KTSP	5R RSL	QF LA
1	Tyler Miller					
2	Clint Dempsey	90F	90F	90G	120G	90G
3	Brad Evans	90D	90D			14
4	Tyrone Mears	90D	90D			
6	Osvaldo Alonso	90M	90M			
7	Cristian Roldan	16	20	90M	120M	24
8	Erik Friberg	74M	75M	45	56	
9	Herculez Gomez			84F	120F	90F
11	Aaron Kovar	16	20	90F		66F
12	Michael Farfan					90M
13	Jordan Morris	85F	70F		41	8
14	Chad Marshall	90D	90D			
15	Dylan Remick			90D	120D	90D
16	Nelson Haedo Valdez	74F	90F		100F	
17	Darwin Jones	5	15	63F		
18	Nathan Sturgis			45M	120M	76M
20	Zach Scott			90D	120D	90D
22	Charlie Lyon					
23	Andreas Ivanschitz	90M	70M			
24	Stefan Frei	90G	90G			
25	Tony Alfaro			90D	120D	90D
29	Roman Torres					
32	Zach Mathers			90M	64M	90M
33	Joevin Jones		90D	27	20	
39	Oalex Anderson	90D			79F	82F
80	Victor Mansaray					
91	Oniel Fisher			90D	120D	90D
99	Andy Craven			6		
2015/16 CONCACAF CHAMPIONS LEAGUE						
QF1	02/23/2016	SEA 2 vs AMERICA 2	T	Dempsey (unassisted) 44; Dempsey (Ivanschitz) 52		
QF1	03/02/2016	SEA 1 at AMERICA 3	L	Aguilar (own goal) 41		
U.S. OPEN CUP						
4R	06/15/2016	SEA 2 vs KITSAP 0	W	Roldan (Kovar) 71; J. Jones (Friberg) 91+		
5R	06/28/2016	SEA 1 vs RSL 1	T (4-1 pens)	Valdez (unassisted) 51		
QF	07/20/2016	SEA 2 at LA 4	L	Farfan (unassisted) 4; Gomez (Remick) 58		





# TORONTO FC

## 2016 RECORD

	GP	W-L-T	PTS	GF	GA
Toronto FC	34	14-9-11	53	51	39

## RECORD at BMO FIELD

	GP	W-L-T	PTS	GF	GA
	17	8-3-6	30	28	17

## RECORD on road

	GP	W-L-T	PTS	GF	GA
	17	6-6-5	23	23	22

## RECORD at the half

	W	L	T
LEADING	10	0	0
TIED	4	5	6
TRAILING	0	4	5

## RECORD with the first goal

	W	L	T
SCORING	13	1	1
CONCEDING	1	8	8

## TEAM COMPARISONS

	FOR	AGAINST
GOALS SCORED	1.50 (7th)	1.15 (18th)
TOTAL SHOTS	14.06 (1st)	11.26 (18th)
SHOTS ON GOAL	4.82 (7th)	4.00 (17th)
SHOOTING ACCURACY	34.3% (14th)	35.5% (12th)
SCORING %AGE	10.7% (11th)	10.2% (14th)
FOULS	10.56 (18th)	12.56 (9th)
CORNER KICKS	5.82 (2nd)	4.18 (9th)
OFFSIDE	2.32 (4th)	1.88 (17th)

## GOALS SCORED IN GAME

GP	0	1	2	3	4+	TOT	AVG
34	6	14	7	5	2	51	1.50

## GOALS ALLOWED IN GAME

GP	0	1	2	3	4+	TOT	AVG
34	10	14	6	3	1	39	1.15

## GOALS BY INTERVALS

	TOT	0-15	16-30	31-45+	46-60	61-75	76-90+
FOR	51	4	9	12	6	6	14
AGAINST	39	6	14	2	6	7	4

## WHERE THE GOALS COME FROM

	FOR	AGAINST
GOALS SCORED	51	39
MINUTES PER GOAL	60	78

## HOW SCORED

RIGHT FOOT	28	25
LEFT FOOT	19	7
HEADERS	4	7
OTHER	0	0

## TYPE OF PLAY

OPEN PLAY	34	25
CROSS	3	3
CORNER	2	2
REBOUND	2	2
PENALTIES	4	3
DIRECT FROM FREE KICK	3	1
FREE KICK (INDIRECT)	3	2
OWN GOALS	0	1

## DISTANCE

INSIDE GOAL AREA	11	4
INSIDE PENALTY AREA	33	32
OUTSIDE PENALTY AREA	7	3

## PRIMARY TEAM





# TORONTO FC

No.	Player	Pos	Ht	Wt	Birthdate	Birthplace	2016				CAREER			
							GP	GS	G	A	GP	GS	G	A
1	<b>Clint Irwin</b>	<b>GK</b>	<b>6-3</b>	<b>195</b>	<b>04/01/1989</b>	<b>Charlotte, NC</b>	19	19	0	0	108	106	0	0
MLS Season: 4. Last club: Colorado Rapids														
2	<b>Justin Morrow</b>	<b>DF</b>	<b>5-9</b>	<b>165</b>	<b>10/04/1987</b>	<b>Cleveland, OH</b>	31	31	5	4	165	155	9	15
MLS Season: 7. Last club: San Jose Earthquakes														
3	<b>Drew Moor</b>	<b>DF</b>	<b>6-0</b>	<b>165</b>	<b>01/15/1984</b>	<b>Dallas, TX</b>	32	32	3	0	336	323	25	7
MLS Season: 12. Last club: Colorado Rapids. 2005 SuperDraft: Round 1, Pick 6 (Indiana)														
4	<b>Michael Bradley</b>	<b>MF</b>	<b>6-2</b>	<b>175</b>	<b>07/31/1987</b>	<b>Princeton, NJ</b>	24	24	1	5	104	104	9	19
Designated Player. MLS Season: 4. Last club: AS Roma (Italy)														
5	<b>Ashtone Morgan</b>	<b>DF</b>	<b>5-11</b>	<b>165</b>	<b>02/09/1991</b>	<b>Toronto, ON, Canada</b>	7	0	0	0	95	75	0	10
Homegrown Player. MLS Season: 6.														
6	<b>Nick Hagglund</b>	<b>DF</b>	<b>6-1</b>	<b>193</b>	<b>09/14/1992</b>	<b>Cincinnati, OH</b>	16	8	0	0	53	39	2	4
MLS Season: 3. 2014 SuperDraft: Round 1, Pick 10 (Xavier)														
7	<b>Will Johnson</b>	<b>MF</b>	<b>5-10</b>	<b>160</b>	<b>01/21/1987</b>	<b>Toronto, ON, Canada</b>	23	19	2	5	212	193	27	20
MLS Season: 10. Last club: Portland Timbers														
8	<b>Benoit Cheyrou</b>	<b>MF</b>	<b>6-0</b>	<b>175</b>	<b>05/03/1981</b>	<b>Suresnes, France</b>	14	9	0	2	42	37	1	9
MLS Season: 2. Last club: Olympique de Marseille (France)														
9	<b>Tsubasa Endoh</b>	<b>FW</b>	<b>5-7</b>	<b>141</b>	<b>08/20/1993</b>	<b>Tokyo, Japan</b>	21	15	2	0	21	15	2	0
MLS Season: 1. 2016 SuperDraft: Round 1, Pick 9 (Maryland)														
10	<b>Sebastian Giovinco</b>	<b>FW</b>	<b>5-4</b>	<b>135</b>	<b>01/26/1987</b>	<b>Turin, Italy</b>	28	28	17	15	61	60	39	31
Designated Player. MLS Season: 2. Last club: Juventus FC (Italy). International: Italy														
11	<b>Mo Babouli</b>	<b>FW</b>	<b>5-8</b>	<b>171</b>	<b>01/02/1993</b>	<b>Al Ain, United Arab Emirates</b>	16	6	0	1	16	6	0	1
Homegrown Player. MLS Season: 1.														
14	<b>Jay Chapman</b>	<b>MF</b>	<b>6-0</b>	<b>157</b>	<b>01/01/1994</b>	<b>Brampton, ON, Canada</b>	18	9	0	2	28	10	0	2
Homegrown Player. MLS Season: 2.														
15	<b>Eriq Zavaleta</b>	<b>FW</b>	<b>6-1</b>	<b>185</b>	<b>08/02/1992</b>	<b>Westfield, IN</b>	15	14	0	1	55	40	1	1
MLS Season: 4. Last club: Seattle Sounders FC. 2013 SuperDraft: Round 1, Pick 10 (Indiana)														
17	<b>Jozy Altidore</b>	<b>FW</b>	<b>6-0</b>	<b>175</b>	<b>11/06/1989</b>	<b>Livingston, NJ</b>	23	16	10	5	85	62	38	10
Designated Player. MLS Season: 9. Last club: Sunderland AFC (England)														
18	<b>Marky Delgado</b>	<b>MF</b>	<b>5-9</b>	<b>146</b>	<b>05/16/1995</b>	<b>Glendora, CA</b>	28	23	2	2	85	67	7	7
MLS Season: 5. Last club: Chivas USA														
19	<b>Daniel Lovitz</b>	<b>FW</b>	<b>5-10</b>	<b>170</b>	<b>08/27/1991</b>	<b>Wyndmoor, PA</b>	12	5	0	0	41	13	0	3
MLS Season: 3. 2014 SuperDraft: Round 2, Pick 24 (Elon)														
20	<b>Christopher Mannela</b>	<b>MF</b>	<b>5-9</b>	<b>173</b>	<b>06/07/1994</b>	<b>Toronto, ON, Canada</b>	0	0	0	0	0	0	0	0
Homegrown Player. MLS Season: 3.														
21	<b>Jonathan Osorio</b>	<b>MF</b>	<b>5-9</b>	<b>160</b>	<b>06/12/1992</b>	<b>Toronto, ON, Canada</b>	30	26	2	5	114	94	11	17
MLS Season: 4. Last club: SC Toronto														
22	<b>Jordan Hamilton</b>	<b>FW</b>	<b>6-0</b>	<b>185</b>	<b>03/17/1996</b>	<b>Scarborough, ON, Canada</b>	14	11	3	1	17	11	3	1
Homegrown Player. MLS Season: 3.														
23	<b>Josh Williams</b>	<b>DF</b>	<b>6-2</b>	<b>192</b>	<b>04/18/1988</b>	<b>Canton, OH</b>	15	11	0	1	103	93	4	5
MLS Season: 4. Last club: New York City FC														
25	<b>Alex Bono</b>	<b>GK</b>	<b>6-3</b>	<b>195</b>	<b>04/25/1994</b>	<b>Syracuse, NY</b>	16	15	0	0	16	15	0	0
MLS Season: 2. 2015 SuperDraft: Round 1, Pick 6 (Syracuse)														
28	<b>Mark Bloom</b>	<b>DF</b>	<b>6-0</b>	<b>165</b>	<b>11/25/1987</b>	<b>Marietta, GA</b>	7	5	0	2	39	37	0	4
MLS Season: 4. Last club: Atlanta Silverbacks (NASL)														
31	<b>Armando Cooper</b>	<b>MF</b>	<b>5-11</b>	<b>150</b>	<b>11/26/1987</b>	<b>Colon, Panama</b>	6	4	0	2	6	4	0	2
MLS Season: 1. Last club: CD Árabe Unido (Panama)														
33	<b>Steven Beitashour</b>	<b>DF</b>	<b>5-10</b>	<b>170</b>	<b>02/01/1987</b>	<b>San Jose, CA</b>	29	29	0	1	170	169	2	25
MLS Season: 7. Last club: Vancouver Whitecaps FC. 2010 SuperDraft: Round 2, Pick 30 (San Diego State)														
38	<b>Clement Simonin</b>	<b>DF</b>	<b>6-2</b>	<b>179</b>	<b>07/01/1991</b>	<b>Lorient, France</b>	0	0	0	0	2	2	0	0
MLS Season: 2. 2015 SuperDraft: Round 1, Pick 9 (North Carolina State)														
40	<b>Quillan Roberts</b>	<b>GK</b>	<b>6-0</b>	<b>193</b>	<b>09/13/1994</b>	<b>Toronto, ON, Canada</b>	0	0	0	0	0	0	0	0
Homegrown Player. MLS Season: 5.														
87	<b>Tosaint Ricketts</b>	<b>FW</b>	<b>6-0</b>	<b>170</b>	<b>08/06/1987</b>	<b>Edmonton, Alberta, Canada</b>	11	4	3	0	11	4	3	0
MLS Season: 1. Last club: Boluspor Kulübü (Turkey)														

HEAD COACH : Greg Vanney

07/11/1974

W31 L30 T17



# TORONTO FC

## TORONTO FC PLAYOFF HISTORY

vs. Team	No. of Series		GP	W-L-T	OT	ShO	GF	GA	Last		Series Result
	Series	W-L							Mtg.	Round	
Montreal	1	0-1	1	0-1-0	0-0-0	0-0	0	3	2015	Wild Card	Lost 1 games to 0
<b>TOTALS</b>	<b>1</b>	<b>0-1</b>	<b>1</b>	<b>0-1-0</b>	<b>0-0-0</b>	<b>0-0</b>	<b>0</b>	<b>3</b>			

## TORONTO FC – ALL-TIME POSTSEASON RESULTS

DATE	OPPONENT	RESULT	ATT.	W-L-T	RD.	GOALS:
10/29/2015	at Montreal	L 0-3	18,069	0-1-0	WC	MTL: Bernier (18) Piatti (33) Drogba (39)





# TORONTO FC

## ALL-TIME TORONTO FC POSTSEASON STATISTICS (0-1-0, 0 PTS.)

PLAYER	GP	GS	MIN	G	A
Jozy Altidore	1	1	90	0	0
Michael Bradley	1	1	90	0	0
Benoit Cheyrou	1	1	90	0	0
Marky Delgado	1	0	20	0	0
Robbie Findley	1	1	72	0	0
Sebastian Giovinco	1	1	90	0	0
Herculez Gomez	1	0	18	0	0
Jackson	1	1	90	0	0
Ahmed Kantari	1	1	45	0	0
Chris Konopka	1	1	90	0	0
Justin Morrow	1	1	90	0	0
Jonathan Osorio	1	1	70	0	0
Josh Williams	1	1	90	0	0
Eriq Zavaleta	1	0	45	0	0
Team totals	1	1	90	0	0
Opponent totals	1	1	90	3	2

### TORONTO FC INDIVIDUAL GOALKEEPING

GOALKEEPER	GP	GS	SV	GA	GAA	SO
Chris Konopka	1	1	4	3	3.00	0
Team totals	1	1	4	3	3.00	0
Opponent totals	1	1	2	0	0.00	1



**CAREER POSTSEASON STATISTICS FOR CURRENT TORONTO FC PLAYERS**

UNF	POS	PLAYER	GP	GS	MIN	G	A	SHT	SOG	PKG	PKA	SKG	SKA	FC	FS	OFF	CK	C	E
17	F	Jozy Altidore	5	5	450	1	0	4	1	0	0	0	0	14	16	2	0	0	0
33	D	Steven Beitashour	4	4	335	0	0	0	0	0	0	0	0	1	6	0	0	1	0
4	M	Michael Bradley	3	3	270	0	0	2	1	0	0	0	0	5	1	1	0	0	0
8	M	Benoit Cheyrou	1	1	90	0	0	0	0	0	0	0	0	0	1	0	0	0	0
18	M	Marky Delgado	1	0	20	0	0	0	0	0	0	0	0	1	1	0	0	1	0
10	F	Sebastian Giovinco	1	1	90	0	0	5	2	0	0	0	0	0	3	1	3	0	0
7	M	Will Johnson	19	17	1538	2	1	29	10	1	1	1	1	14	25	1	21	2	0
3	D	Drew Moor	12	11	1087	0	0	5	1	0	0	0	0	5	15	0	0	2	1
2	D	Justin Morrow	3	3	270	0	1	2	0	0	0	0	0	3	0	0	0	0	0
21	M	Jonathan Osorio	1	1	70	0	0	0	0	0	0	0	0	0	1	0	0	0	0
23	D	Josh Williams	2	1	124	0	0	1	0	0	0	0	0	0	1	1	0	0	0
15	F	Eriq Zavaleta	1	0	45	0	0	0	0	0	0	0	0	0	0	0	0	0	0
UNF	POS	GOALKEEPER	GP	GS	MIN	SHTS	SV	GA	GAA	PKG	PKA	SKG	SKA	W	L	T	SO		
1	GK	Clint Irwin	1	1	90	0	2	2	2.00	0	0	0	0	0	1	0	0		



# TORONTO FC

## TORONTO FC INDIVIDUAL HIGH GAMES (2016)

<b>Goals</b>			
3	Sebastian Giovinco	07/23/2016	vs. DC W 4-1
3	Sebastian Giovinco	08/06/2016	vs. NE W 4-1
<b>Assists</b>			
2	Jonathan Osorio	06/25/2016	at ORL L 2-3
2	Sebastian Giovinco	07/31/2016	vs. CLB W 3-0
2	Sebastian Giovinco	08/24/2016	at ORL W 2-1
<b>Shots</b>			
13	Sebastian Giovinco	07/09/2016	vs. CHI W 1-0
<b>Shots on Goal</b>			
6	Sebastian Giovinco	05/14/2016	vs. VAN L 3-4
<b>Fouls Committed</b>			
5	Jozy Altidore	05/07/2016	vs. DAL W 1-0
5	Jozy Altidore	09/28/2016	vs. ORL T 0-0
5	Armando Cooper	10/16/2016	at MTL T 2-2
5	Steven Beitashour	10/23/2016	vs. CHI W 3-2
<b>Fouls Suffered</b>			
7	Jozy Altidore	04/16/2016	at DC W 1-0
7	Armando Cooper	10/16/2016	at MTL T 2-2
<b>Offside</b>			
5	Sebastian Giovinco	03/06/2016	at NYR W 2-0
<b>Saves</b>			
7	Clint Irwin	04/02/2016	at COL L 0-1
7	Clint Irwin	04/09/2016	at NE T 1-1
<b>Shots Faced</b>			
8	Clint Irwin	04/02/2016	at COL L 0-1
8	Clint Irwin	04/09/2016	at NE T 1-1
<b>Goals Allowed</b>			
4	Clint Irwin	05/14/2016	vs. VAN L 3-4

## TEAM HIGH GAMES (2016)

<b>Goals</b>			
4	07/23/2016	vs. DC	W 4-1
4	08/06/2016	vs. NE	W 4-1
<b>Assists</b>			
4	06/25/2016	at ORL	L 2-3
<b>Shots</b>			
23	07/09/2016	vs. CHI	W 1-0
<b>Shots on Goal</b>			
10	05/14/2016	vs. VAN	L 3-4
10	07/23/2016	vs. DC	W 4-1
<b>Fouls Committed</b>			
19	05/07/2016	vs. DAL	W 1-0
<b>Fouls Suffered</b>			
22	04/02/2016	at COL	L 0-1
<b>Corner Kicks</b>			
13	05/21/2016	vs. CLB	T 0-0
<b>Offside</b>			
6	03/13/2016	at NYR	T 2-2
<b>Saves</b>			
7	04/02/2016	at COL	L 0-1
7	04/09/2016	at NE	T 1-1
<b>Shots Faced</b>			
8	04/02/2016	at COL	L 0-1
8	04/09/2016	at NE	T 1-1
<b>Goals Allowed</b>			
4	05/14/2016	vs. VAN	L 3-4

## TEAM LOW GAMES (2016)

<b>Shots</b>			
8	05/21/2016	vs. CLB	T 0-0
8	08/20/2016	at PHI	W 3-1
<b>Shots on Goal</b>			
1	04/09/2016	at NE	T 1-1
<b>Fouls Committed</b>			
5	07/16/2016	at SJ	L 1-2
<b>Fouls Suffered</b>			
4	07/13/2016	at CLB	T 1-1
<b>Corner Kicks</b>			
1	03/13/2016	at NYR	T 2-2
<b>Offside</b>			
0	6 times		
<b>Saves</b>			
1	8 times		
<b>Shots Faced</b>			
1	03/06/2016	at NYR	W 2-0

## TORONTO FC INDIVIDUAL POSTSEASON HIGH GAMES (2015)

<b>Shots</b>			
5	Sebastian Giovinco	10/29/2015	at MTL L 0-3
<b>Shots on Goal</b>			
2	Sebastian Giovinco	10/29/2015	at MTL L 0-3
<b>Fouls Committed</b>			
3	Ahmed Kantari	10/29/2015	at MTL L 0-3
<b>Fouls Suffered</b>			
3	Sebastian Giovinco	10/29/2015	at MTL L 0-3
<b>Offside</b>			
1	Michael Bradley	10/29/2015	at MTL L 0-3
1	Sebastian Giovinco	10/29/2015	at MTL L 0-3
<b>Saves</b>			
4	Chris Konopka	10/29/2015	at MTL L 0-3
<b>Shots Faced</b>			
7	Chris Konopka	10/29/2015	at MTL L 0-3
<b>Goals Allowed</b>			
3	Chris Konopka	10/29/2015	at MTL L 0-3

## TEAM POSTSEASON HIGH GAMES (2015)

<b>Shots</b>			
8	10/29/2015	at MTL	L 0-3
<b>Shots on Goal</b>			
2	10/29/2015	at MTL	L 0-3
<b>Fouls Committed</b>			
9	10/29/2015	at MTL	L 0-3
<b>Fouls Suffered</b>			
13	10/29/2015	at MTL	L 0-3
<b>Corner Kicks</b>			
3	10/29/2015	at MTL	L 0-3
<b>Offside</b>			
2	10/29/2015	at MTL	L 0-3
<b>Saves</b>			
4	10/29/2015	at MTL	L 0-3
<b>Shots Faced</b>			
8	10/29/2015	at MTL	L 0-3
<b>Goals Allowed</b>			
3	10/29/2015	at MTL	L 0-3

## TEAM POSTSEASON LOW GAMES (2015)

<b>Shots</b>			
8	10/29/2015	at MTL	L 0-3
<b>Shots on Goal</b>			
2	10/29/2015	at MTL	L 0-3
<b>Fouls Committed</b>			
9	10/29/2015	at MTL	L 0-3
<b>Fouls Suffered</b>			
13	10/29/2015	at MTL	L 0-3
<b>Corner Kicks</b>			
3	10/29/2015	at MTL	L 0-3
<b>Offside</b>			
2	10/29/2015	at MTL	L 0-3
<b>Saves</b>			
4	10/29/2015	at MTL	L 0-3
<b>Shots Faced</b>			
8	10/29/2015	at MTL	L 0-3



2016 TORONTO FC STATISTICS (14-9-11, 53 pts.)

UNF	POS	PLAYER	GP	GS	MIN	G	A	SHT	SOG	FC	FS	OFF	CK	C	E
10	F	Sebastian Giovinco	28	28	2418	17	15	177	59	32	69	29	103	3	0
17	F	Jozy Altidore	23	16	1487	10	5	43	21	43	48	9	0	4	0
2	D	Justin Morrow	31	31	2653	5	4	15	7	8	16	5	0	5	0
22	F	Jordan Hamilton	14	11	911	3	1	20	12	9	12	14	1	0	0
3	D	Drew Moor	32	32	2880	3	0	21	6	15	29	0	0	3	0
87	F	Tosaint Ricketts	11	4	399	3	0	20	9	3	8	5	0	1	1
7	M	Will Johnson	23	19	1660	2	5	32	10	21	23	1	5	4	0
21	M	Jonathan Osorio	30	26	2440	2	5	24	7	25	30	1	5	2	0
18	M	Marky Delgado	28	23	1995	2	2	17	5	30	15	3	2	5	0
9	F	Tsubasa Endoh	21	15	1387	2	0	24	9	9	20	2	23	0	0
4	M	Michael Bradley	24	24	2160	1	5	12	3	28	20	0	46	5	0
24	D	Damien Perquis	12	11	986	1	1	4	1	12	14	3	0	3	0
28	D	Mark Bloom	7	5	339	0	2	2	1	4	4	0	0	1	0
14	M	Jay Chapman	18	9	780	0	2	12	5	14	9	0	0	1	0
8	M	Benoit Cheyrou	14	9	800	0	2	13	2	9	3	0	0	2	1
31	M	Armando Cooper	6	4	390	0	2	11	3	8	19	0	1	0	0
11	F	Mo Babouli	16	6	647	0	1	10	1	11	6	3	10	1	0
33	D	Steven Beitashour	29	29	2563	0	1	3	0	34	32	1	0	5	0
23	D	Josh Williams	15	11	918	0	1	2	0	7	3	0	0	0	1
15	F	Eriq Zavaleta	15	14	1277	0	1	4	1	7	4	1	0	2	0
25	G	Alex Bono	16	15	1370	0	0	0	0	0	2	0	0	0	0
48	M	Raheem Edwards	1	0	2	0	0	1	1	0	0	0	0	0	0
6	D	Nick Hagglund	16	8	847	0	0	3	1	13	6	1	0	0	0
1	G	Clint Irwin	19	19	1690	0	0	0	0	0	1	0	0	1	0
19	F	Daniel Lovitz	12	5	406	0	0	6	0	11	8	0	2	1	0
5	D	Ashtone Morgan	7	0	157	0	0	2	0	6	0	1	0	2	0
20	M	Christopher Mannella	0	0	0	0	0	0	0	0	0	0	0	0	0
40	G	Quillan Roberts	0	0	0	0	0	0	0	0	0	0	0	0	0
38	D	Clement Simonin	0	0	0	0	0	0	0	0	0	0	0	0	0
		Team totals	34	34	3060	51	55	478	164	359	427	79	198	51	3
		Opponent totals	34	34	3060	39	37	383	136	427	359	64	142	47	7

GAME-WINNING GOALS: Sebastian Giovinco 4, Jonathan Osorio 2, Drew Moor 2, Tsubasa Endoh 2

Tosaint Ricketts 1, Justin Morrow 1, Marky Delgado 1, Jozy Altidore 1

GAME-WINNING ASSISTS: Sebastian Giovinco 5, Jozy Altidore 3, Eriq Zavaleta 1, Jonathan Osorio 1

Marky Delgado 1, Armando Cooper 1, Benoit Cheyrou 1, Michael Bradley 1

Mark Bloom 1

PENALTY KICK GOALS/ATTEMPTS: Sebastian Giovinco 4-4, Will Johnson 0-1, Jozy Altidore 0-1

TORONTO FC INDIVIDUAL GOALKEEPING

UNF	POS	GOALKEEPER	GP	GS	MIN	SHTS	SV	GA	GAA	PG	PA	W	L	T	SO
25	G	Alex Bono	16	15	1370	60	42	16	1.05	1	1	8	3	5	4
1	G	Clint Irwin	19	19	1690	76	50	23	1.22	2	2	6	6	6	6
		Team totals	34	34	3060	136	92	39	1.15	3	3	14	9	11	10
		Opponent totals	34	34	3060	164	109	51	1.50	4	6	9	14	11	6

\* = Played with other teams in 2016. Only Toronto FC statistics listed here.



## TORONTO FC 2016 SCHEDULE

DAY	DATE	OPPONENT	RESULT	ATT.	W-L-T	POS.	PTS	NOTES:
Sun.	Mar. 6	at New York Red B	W 2-0	21,303	1-0-0	T1	3	TOR: Giovinco (82) Delgado (91+)
Sun.	Mar. 13	at New York City	T 2-2	30,315	1-0-1	T2	4	TOR: Perquis (47+) Giovinco (76); NYC: Villa (24,28)
Sun.	Mar. 20	at Sporting KC	L 0-1	19,867	1-1-1	T4	4	KC: Davis (70)
Sat.	Apr. 2	at Colorado	L 0-1	10,772	1-2-1	7	4	COL: Solignac (18)
Sat.	Apr. 9	at New England	T 1-1	16,935	1-2-2	T6	5	TOR: Giovinco (58); NE: Rowe (14)
Sat.	Apr. 16	at D.C. United	W 1-0	16,236	2-2-2	T3	8	TOR: Giovinco (0:58)
Sat.	Apr. 23	at Montreal	W 2-0	20,801	3-2-2	3	11	TOR: Giovinco (40,81)
Sun.	May 1	at Portland	L 1-2	21,144	3-3-2	3	11	TOR: Johnson (40); POR: Adi (17) Valeri (74)
Sat.	May 7	FC Dallas	W 1-0	30,025	4-3-2	2	14	TOR: Endoh (28)
Sat.	May 14	Vancouver	L 3-4	24,748	4-4-2	3	14	TOR: Giovinco (37,66) Moor (80); VAN: Manneh (12,70) Bolanos (18) Morales (72)
Wed.	May 18	New York City FC	T 1-1	30,262	4-4-3	T3	15	TOR: Johnson (42); NYC: Poku (16)
Sat.	May 21	Columbus	T 0-0	26,252	4-4-4	T3	16	
Sat.	May 28	at New York Red B	L 0-3	20,324	4-5-4	T5	16	NYR: B. Wright-Philli (4,25,27)
Sat.	June 18	Los Angeles	W 1-0	30,025	5-5-4	T4	19	TOR: Moor (76)
Sat.	June 25	at Orlando City S	L 2-3	27,818	5-6-4	T7	19	TOR: Hamilton (47) Morrow (90); ORL: Larin (5) Winter (83) Kaka (100+)
Sat.	July 2	Seattle	T 1-1	26,750	5-6-5	T6	20	TOR: Hamilton (60); SEA: Morris (61)
Sat.	July 9	Chicago	W 1-0	27,934	6-6-5	T4	23	TOR: Morrow (9)
Wed.	July 13	at Columbus	T 1-1	13,410	6-6-6	5	24	TOR: Hamilton (64); CLB: Afful (54)
Sat.	July 16	at San Jose	L 1-2	18,000	6-7-6	5	24	TOR: Morrow (44); SJ: Amarikwa (30) Dawkins (70)
Sat.	July 23	D.C. United	W 4-1	26,349	7-7-6	5	27	TOR: Giovinco (21,39,91+) Delgado (29); DC: Jeffrey (24)
Sun.	July 31	Columbus	W 3-0	23,979	8-7-6	T3	30	TOR: Endoh (8) Giovinco (24) Altidore (87)
Wed.	Aug. 3	Real Salt Lake	W 1-0	27,859	9-7-6	2	33	TOR: Ricketts (68)
Sat.	Aug. 6	New England	W 4-1	27,495	10-7-6	2	36	TOR: Giovinco (20,29,76) Altidore (93+); NE: Bunbury (88)
Sat.	Aug. 13	at Houston				T2		postponed
Sun.	Aug. 14	at Houston	T 1-1	17,474	10-7-7	2	37	TOR: Altidore (24); HOU: Maidana (8)
Sat.	Aug. 20	at Philadelphia	W 3-1	18,271	11-7-7	2	40	TOR: Giovinco (18) Moor (30) Altidore (44); PHI: Tribbett (24)
Wed.	Aug. 24	at Orlando City S	W 2-1	23,802	12-7-7	1	43	TOR: Ricketts (7) Altidore (86); ORL: Larin (56)
Sat.	Aug. 27	Montreal	L 0-1	28,454	12-8-7	1	43	MTL: Piatti (73)
Sat.	Sept. 10	at Chicago	W 2-1	18,391	13-8-7	1	46	TOR: Altidore (33) Osorio (52); CHI: de Leeuw (58)
Sun.	Sept. 18	New York Red Bull	T 3-3	24,078	13-8-8	1	47	TOR: Bradley (41) Altidore (68,86); NYR: own goal (12) B. Wright-Philli (31,48)
Sat.	Sept. 24	Philadelphia	T 1-1	26,455	13-8-9	T1	48	TOR: Morrow (70); PHI: Bedoya (25)
Wed.	Sept. 28	Orlando City SC	T 0-0	23,805	13-8-10	1	49	
Sat.	Oct. 1	D.C. United	L 1-2	22,212	13-9-10	3	49	TOR: Altidore (36); DC: Neagle (39,58)
Sun.	Oct. 16	at Montreal	T 2-2	20,801	13-9-11	3	50	TOR: Altidore (51) Ricketts (86); MTL: Piatti (19,55)
Sun.	Oct. 23	Chicago	W 3-2	25,235	14-9-11	3	53	TOR: Giovinco (45) Morrow (54) Osorio (62); CHI: de Leeuw (18) Goossens (83)



# TORONTO FC

## TORONTO FC – GAME-BY-GAME

#	Player	1	2	3	4	5	6	7	8	9	10	11	12	13	14	15	16	17	18	19	20	21	22	23	24	25	26	27	28	29	30	31	32	33	34	
1	Clint Irwin	NYR	NYC	KC	COL	NE	DC	MTL	POR	DAL	VAN	NYC	CLB	NYR	LA	ORL	SEA	CHI	CLB	SJ	DC	CLB	RSL	NE	HOU	PHI	ORL	MTL	CHI	NYR	PHI	ORL	DC	MTL	CHI	
2	Justin Morrow	2-0	2-2	0-1	0-1	1-1	1-0	2-0	1-2	1-0	3-4	1-1	0-0	0-3	1-0	2-3	1-1	1-0	1-1	1-2	4-1	3-0	1-0	4-1	1-1	3-1	2-1	0-1	2-1	3-3	1-1	0-0	1-2	2-2	3-2	
3	Drew Moor	90G	90G	90G	90G	90G	90G	90G	90G	90G	90G	90G	90G	90G	90G	90G	90G	90G	90D	90D	90D	90D	90D	90D	90D	90D	90D	90D	90D	90D	90D	90D	90D	90D	90D	90D
4	Michael Bradley	90D	90D	90D	90D	90D	90D	90D	90D	90D	90D	90D	90D	90D	90D	90D	90D	90D	90D	90D	90D	90D	90D	90D	90D	90D	90D	90D	90D	90D	90D	90D	90D	90D	90D	90D
5	Ashtone Morgan	90M	90M	90M	90M	90M	90M	90M	90M	90M	90M	90M	90M	90M	90M	90M	90M	90M	90M	90M	90M	90M	90M	90M	90M	90M	90M	90M	90M	90M	90M	90M	90M	90M	90M	90M
6	Nick Hagglund	6	2	14	6								69											11	49											
7	Will Johnson	90M	89M	90M	90M	90M	90M	90M	90M	90M	90M	90M	90M	90M	90M	90M	90M	90D	90D	90D	90D	90D	90D	90D	90D	90D	90D	90D	90D	90D	90D	90D	90D	90D	90D	90D
8	Benoit Cheyrou	31	77M	13M									90M	86M	13	90M	90M	90M	90M	90M	90M	90M	90M	90M	90M	90M	90M	90M	90M	90M	90M	90M	90M	90M	90M	90M
9	Tsubasa Endoh	84F	59M	77M					78M	89M	90M	90M	36	66F	90M	77M	82M	45	90M	89M	87M	83M														
10	Sebastian Giovinco	90F	90F	90F	90F	90M	90M	89F	90F	90F	90F	90F	21F	90F	90F	90F	90F	90F	90F	90F	90F	90F	90F	90F	90F	90F	90F	90F	90F	90F	90F	90F	90F	90F	90F	90F
11	Mo Babouli	13	60F	20					1	12	52	90F	90F	23	4																					
14	Jay Chapman	4					25	1	1	11	89M	45M	12	90D																						
15	Eriq Zavaleta												90D																							
17	Jozy Altidore												13	30	70F	90F	90F	90F	90F	90F	90F	90F	90F	90F	90F	90F	90F	90F	90F	90F	90F	90F	90F	90F	90F	90F
18	Marky Delgado	22	90M	90M																																
19	Daniel Lovitz	68F							8		12	1	18	78F																						
20	Christopher Mannello																																			
21	Jonathan Osorio	90M	88M		63	90M	90M	90M	33	79M	45	90M	90M	20	89M	90M	76M																			
22	Jordan Hamilton												31	67F	90F	90F	76F	71F	57F	56F																
23	Josh Williams	1	86D				68D	1	1	90D	54D	90D																								
24	Damien Perquis	90D	90D	90D	76D	90D	22	90D	90D	90D	78D																									
25	Alex Bono																																			
28	Mark Bloom																																			
31	Armando Cooper																																			
33	Steven Beitashour	90D	90D	90D	90D	90D	90D	90D	89D	90D	90D	90D	90D	90D	90D	90D	90D	90D	90D	90D	90D	90D	90D	90D	90D	90D	90D	90D	90D	90D	90D	90D	90D	90D	90D	90D
38	Clement Simonin																																			
40	Quillan Roberts																																			
48	Raheem Edwards																																			
87	Tosaint Ricketts																																			

"00" = 100 minutes played  
F/M/D/G = starting position



# TORONTO FC

## TORONTO FC – GAME-BY-GAME LOG

Game #1	03/06/2016	TOR 2 at NVR	0	W	
Game #2	03/13/2016	TOR 2 at NYC	2	T	Giovinco 1 (penalty kick) 82; Delgado 1 (Giovinco 1) 91+ Perquis 1 (Giovinco 2) 47+; Giovinco 2 (Johnson 1) 76
Game #3	03/20/2016	TOR 0 at KC	1	L	
Game #4	04/02/2016	TOR 0 at COL	1	L	
Game #5	04/09/2016	TOR 1 at NE	1	T	Giovinco 3 (Altidore 1, Johnson 2) 58
Game #6	04/16/2016	TOR 1 at DC	0	T	Giovinco 4 (Delgado 1, Altidore 2) 1
Game #7	04/23/2016	TOR 2 at MTL	0	W	Giovinco 5 (penalty kick) 40; Giovinco 6 (Johnson 3) 81 Johnson 1 (Giovinco 3) 40
Game #8	05/01/2016	TOR 1 at POR	2	L	Endoh 1 (Giovinco 4) 28
Game #9	05/07/2016	TOR 1 vs DAL	0	W	Giovinco 7 (Perquis 1) 37; Giovinco 8 (Bradley 1) 66; Moor 1 (Giovinco 5) 80 Johnson 2 (Williams 1, Babouli 1) 42
Game #10	05/14/2016	TOR 3 vs VAN	4	L	
Game #11	05/18/2016	TOR 1 vs NYC	1	T	
Game #12	05/21/2016	TOR 0 vs CLB	0	T	
Game #13	05/28/2016	TOR 0 at NVR	3	L	
Game #14	06/18/2016	TOR 1 vs LA	0	W	Moor 2 (Zavaleta 1, Cheyrou 1) 76
Game #15	06/25/2016	TOR 2 at ORL	3	L	Hamilton 1 (Osorio 1, Morrow 1) 47; Morrow 1 (Giovinco 6, Osorio 2) 90
Game #16	07/02/2016	TOR 1 vs SEA	1	T	Hamilton 2 (unassisted) 60
Game #17	07/09/2016	TOR 1 vs CHI	0	W	Morrow 2 (Giovinco 7, Osorio 3) 9
Game #18	07/13/2016	TOR 1 at CLB	1	T	Hamilton 3 (Chapman 1, Cheyrou 2) 64
Game #19	07/16/2016	TOR 1 at SJ	2	L	Morrow 3 (Hamilton 1, Beitashour 1) 44
Game #20	07/23/2016	TOR 4 vs DC	1	W	Giovinco 9 (unassisted) 21; Delgado 2 (unassisted) 29; Giovinco 10 (unassisted) 39; Giovinco 11 (Bloom 1) 91+ Endoh 2 (Giovinco 8) 8; Giovinco 12 (Chapman 2) 24; Altidore 1 (Giovinco 9) 87
Game #21	07/31/2016	TOR 3 vs CLB	0	W	Ricketts 1 (Giovinco 10, Altidore 3) 68
Game #22	08/03/2016	TOR 1 vs RSL	0	W	Giovinco 13 (unassisted) 20; Giovinco 14 (Bloom 2) 29; Giovinco 15 (penalty kick) 76; Altidore 2 (Bradley 2) 93+ Giovinco 13 (unassisted) 20; Giovinco 14 (Bloom 2) 29; Giovinco 15 (penalty kick) 76; Altidore 2 (Bradley 2) 93+
Game #23	08/06/2016	TOR 4 vs NE	1	W	Altidore 3 (Giovinco 11) 24
Game #24	08/14/2016	TOR 1 at HOU	1	T	Giovinco 16 (Delgado 2) 18; Moor 3 (Bradley 3) 30; Altidore 4 (Johnson 4) 44
Game #25	08/20/2016	TOR 3 at PHI	1	W	Ricketts 2 (Giovinco 12) 7; Altidore 5 (Giovinco 13) 86
Game #26	08/24/2016	TOR 2 at ORL	1	W	Altidore 6 (Morrow 2, Johnson 5) 33; Osorio 1 (Altidore 4) 52
Game #27	08/27/2016	TOR 0 vs MTL	1	L	Bradley 1 (Morrow 3, Osorio 4) 41; Altidore 7 (unassisted) 68; Altidore 8 (Bradley 4) 86 Morrow 4 (Osorio 5) 70
Game #28	09/10/2016	TOR 2 at CHI	1	W	Altidore 9 (Cooper 1) 36
Game #29	09/18/2016	TOR 3 vs NVR	3	T	Altidore 10 (Morrow 4) 51; Ricketts 3 (Altidore 5, Giovinco 14) 86
Game #30	09/24/2016	TOR 1 vs PHI	1	T	Giovinco 17 (penalty kick) 45; Morrow 5 (Giovinco 15, Bradley 5) 54; Osorio 2 (Cooper 2) 62
Game #31	09/28/2016	TOR 0 vs ORL	0	T	
Game #32	10/01/2016	TOR 1 vs DC	2	L	
Game #33	10/16/2016	TOR 2 at MTL	2	T	
Game #34	10/23/2016	TOR 3 vs CHI	2	W	



# TORONTO FC

## TORONTO FC – CUP COMPETITIONS – GAME-BY-GAME

#	Player	CANADIAN CHAMPIONSHIP					
		SF1 MTL	SF2 MTL	F1 VAN	F2 VAN		
1	Clint Irwin	90G	90G	90G	90G	1-0	1-2
2	Justin Morrow			10	90D	90D	90D
3	Drew Moor			90D	90D	90D	90D
4	Michael Bradley						
5	Ashtone Morgan	90D	90D			6	90D
6	Nick Hagglund	90D	22	80M	90M	90M	90M
7	Will Johnson	76M	90M	90M	74M		
8	Benoit Cheyrou			12	16		
9	Tsubasa Endoh			16	90F	90F	90F
10	Sebastian Giovinco	80M	68M	87F	73F		
11	Mo Babouli	14					
14	Jay Chapman	90D	90D	90D	90D	90D	90D
15	Erig Zavaleta						
17	Jozy Altidore	90M	90M	78M			
18	Marky Delgado	84M					
19	Daniel Lovitz						
20	Christopher Mannello						
21	Jonathan Osorio	90M	90M	90M	86M		
22	Jordan Hamilton	90F	74F	3	17		
23	Josh Williams						
24	Damien Perquis						
25	Alex Bono						90G
28	Mark Bloom						
33	Steven Beitashour	90D	90D	84D			
36	Brian James	6					
38	Clement Simonin						
40	Quillan Roberts						
48	Raheem Edwards						
56	Malik Johnson	10					4

CANADIAN CHAMPIONSHIP		TOR 4 vs MTL 2		W
SF1	06/01/2016	TOR 0	at MTL 0	T
SF2	06/08/2016	TOR 1	vs VAN 0	W
F1	06/21/2016	TOR 1	at VAN 2	L
F2	06/29/2016			

CANADIAN CHAMPIONSHIP		Osorio (Morgan) 13; Osorio (unassisted) 34; Hamilton (Babouli) 60; Hamilton (Beitashour) 80	
		Giovinco (Babouli) 43	
		Johnson (unassisted) 95+	





# ALL-TIME MLS CUP PLAYOFFS STATISTICS

Updated through Sunday, December 6, 2015

	----- OVERALL -----							---- HOME ----					---- ROAD ----				
	GP	W	L	T	PTS	GF	GA	W	L	T	GF	GA	W	L	T	GF	GA
LA Galaxy	70	42	21	7	133	118	77	30	7	2	84	34	12	14	5	34	43
D.C. United	45	27	13	5	86	67	54	15	4	5	45	26	11	9	1	22	28
Chicago Fire	43	21	15	7	70	61	41	17	3	3	43	15	4	13	3	18	26
KC Wizards-Sporting KC	44	17	19	8	59	59	59	15	4	3	38	18	2	15	5	21	41
New England Revolution	42	16	17	9	57	50	53	12	4	6	30	17	5	12	3	20	36
Columbus Crew	42	16	21	5	53	59	66	12	8	1	41	28	5	14	3	18	38
MetroStars-N.Y. Red Bulls	45	15	22	8	53	52	63	9	9	2	22	21	6	13	6	30	42
Houston Dynamo	28	14	8	6	48	39	27	9	1	2	23	8	5	7	4	16	19
FC Dallas	41	12	20	9	45	54	72	9	7	6	38	34	3	13	3	16	38
Colorado Rapids	35	11	18	6	39	33	51	7	6	3	12	14	5	13	2	12	14
San Jose Clash/Earthquake	24	12	11	1	37	37	32	6	3	1	21	11	6	8	0	16	21
Real Salt Lake	21	7	7	7	28	22	24	5	2	2	12	5	2	5	5	10	19
Seattle Sounders FC	20	7	8	5	26	20	24	6	2	3	14	8	1	6	2	6	16
Miami Fusion	10	3	7	0	9	6	13	3	3	0	5	2	0	4	0	1	11
Portland Timbers	10	5	2	3	18	18	14	2	1	2	8	6	3	1	1	10	8
Tampa Bay Mutiny	11	2	9	0	6	12	23	1	5	0	7	10	1	4	0	5	13
Chivas USA	8	1	4	3	6	6	10	1	0	3	6	5	0	4	0	0	5
Vancouver Whitecaps FC	4	0	3	1	1	2	6	0	1	0	0	2	0	2	1	2	4
Philadelphia Union	2	0	2	0	0	1	3	0	1	0	1	2	0	1	0	0	1
Montreal Impact	1	0	1	0	0	0	3	2	0	0	5	1	0	2	0	1	6
Toronto FC	1	0	1	0	0	0	3	0	0	0	0	0	0	1	0	0	3

## GOALS

PLAYER	TEAM	GP	GOALS
Landon Donovan	LA*	41	25
Carlos Ruiz	DC*	17	16
Roy Lassiter	DC*	21	13
Jaime Moreno	DC*	32	12
Ante Razov	CHV*	35	11
Brian McBride	CHI*	28	10
Preki	KC*	26	10
Taylor Twellman	NE	21	10
Robbie Keane	LA	18	9

4 players tied with 8

## ASSISTS

PLAYER	TEAM	GP	ASTS
Landon Donovan	LA*	41	14
Marco Etcheverry	DC	23	13
Cobi Jones	LA	45	13
Jaime Moreno	DC*	32	10
Peter Nowak	CHI	20	10
Ante Razov	CHV*	35	10
Brad Davis	HOU*	27	9
Javier Morales	RSL	20	9
Brian Mullan	COL*	36	9
Andy Williams	RSL*	23	9

## GAME-WINNING GOALS

PLAYER	TEAM	GP	GWG
Landon Donovan	LA*	41	10
Jaime Moreno	DC*	32	5
Brian McBride	CHI*	28	4
Carlos Ruiz	DC*	17	4
Taylor Twellman	NE	21	4

13 players tied with 3

## GAME-WINNING ASSISTS

PLAYER	TEAM	GP	GWA
Marco Etcheverry	DC	23	5
Cobi Jones	LA	45	5
Brian Mullan	COL*	36	5
David Beckham	LA	17	4
Landon Donovan	LA*	41	4
Javier Morales	RSL	20	4
Jaime Moreno	DC*	32	4

9 players tied with 3

## GAMES PLAYED

PLAYER	TEAM	GP
Kevin Hartman	NYR*	49
Cobi Jones	LA	45
Landon Donovan	LA*	41
Diego Gutierrez	CHI*	40
Jeff Agoos	NYR*	39
Chris Armas	CHI*	37
Dema Kovalenko	LA*	37
Jesse Marsch	CHV*	37
Brian Mullan	COL*	36

4 players tied with 35

## GAMES STARTED

PLAYER	TEAM	GS
Kevin Hartman	NYR*	49
Cobi Jones	LA	43
Landon Donovan	LA*	41
Jeff Agoos	NYR*	39
Chris Armas	CHI*	37
Jesse Marsch	CHV*	37
C.J. Brown	CHI	35
Dema Kovalenko	LA*	35
Zach Thornton	CHV*	35
Mauricio Cienfuegos	LA	34
Diego Gutierrez	CHI*	34
Steve Ralston	NE*	34

## MINUTES PLAYED

PLAYER	TEAM	MIN
Kevin Hartman	NYR*	4522
Cobi Jones	LA	3938
Landon Donovan	LA*	3855
Jeff Agoos	NYR*	3557
Chris Armas	CHI*	3383
Diego Gutierrez	CHI*	3270
Jesse Marsch	CHV*	3228
C.J. Brown	CHI	3221
Zach Thornton	CHV*	3193
Steve Ralston	NE*	3164

## SHOTS

PLAYER	TEAM	GP	SHOTS
Landon Donovan	LA*	41	113
Ante Razov	CHV*	35	95
Jaime Moreno	DC*	32	73
Brian McBride	CHI*	28	71
Cobi Jones	LA	45	66
Carlos Ruiz	DC*	17	65
Preki	KC*	26	63
Taylor Twellman	NE	21	61
Clint Mathis	LA*	28	60
Mark Chung	SJ*	26	58

## SHOTS ON GOAL

PLAYER	TEAM	GP	SOG
Landon Donovan	LA*	41	56
Ante Razov	CHV*	35	38
Carlos Ruiz	DC*	17	33
Jaime Moreno	DC*	32	32
Preki	KC*	26	32
Brian McBride	CHI*	28	31
Roy Lassiter	DC*	21	30
Taylor Twellman	NE	21	30
Cobi Jones	LA	45	29
Clint Mathis	LA*	28	29

## HAT TRICKS

PLAYER	TEAM	GP	HATS
Raul Diaz Arce	COL*	12	1
Landon Donovan	LA*	41	1
Stern John	CLB	10	1

## MULTI-GOAL GAMES

PLAYER	TEAM	GP	GAMES
Landon Donovan	LA*	41	5
Roy Lassiter	DC*	21	4
Carlos Ruiz	DC*	17	4
Paul Bravo	COL*	15	2
Will Bruin	HOU	13	2
Charlie Davies	NE*	6	2
Carlos Hermosillo	LA	9	2
Stern John	CLB	10	2
Robbie Keane	LA	18	2
Brian McBride	CHI*	28	2
Jaime Moreno	DC*	32	2
Ante Razov	CHV*	35	2

## PENALTY KICK GOALS

PLAYER	TEAM	GP	GAMES
Landon Donovan	LA*	41	6
Greg Vanney	LA*	32	3
Robbie Keane	LA	18	2
Lubos Kubik	DAL*	9	2
Michel	DAL	4	2
Jorge Rodriguez	DAL	18	2

25 players tied with 1

## CONSECUTIVE GAMES WITH GOALS

#	PLAYER	TM	START	STOP
6	Carlos Ruiz	PHI	10/02/2002	11/09/2003

## CONSECUTIVE GAMES WITH ASSISTS

#	PLAYER	TM	START	STOP
5	David Beckham	LA	10/30/2011	11/01/2012

## CONSECUTIVE GAMES WITH A GOAL/ASSIST

#	PLAYER	TM	START	STOP
8	Carlos Ruiz	PHI	09/25/2002	11/09/2003

## FOULS COMMITTED

PLAYER	TEAM	GP	FC
Diego Gutierrez	CHI*	40	92
Chris Armas	CHI*	37	74
Dema Kovalenko	LA*	37	72
Pablo Mastroeni	LA*	27	67
Chris Henderson	NYR*	31	65
Jay Heaps	NE*	30	64
Ante Razov	CHV*	35	63
Landon Donovan	LA*	41	60
Jesse Marsch	CHV*	37	59
Jaime Moreno	DC*	32	58

## FOULS SUFFERED

PLAYER	TEAM	GP	FS
Cobi Jones	LA	45	113
Jaime Moreno	DC*	32	102
Landon Donovan	LA*	41	93
Taylor Twellman	NE	21	70
Mauricio Cienfuegos	LA	35	68
Mark Chung	SJ*	26	65
Oscar Pareja	DAL*	17	64
Carlos Ruiz	DC*	17	64
Jeff Agoos	NYR*	39	62
Dema Kovalenko	LA*	37	61

## OFFSIDES

PLAYER	TEAM	GP	OFF
Ante Razov	CHV*	35	40
Carlos Ruiz	DC*	17	33
Luis Hernandez	LA	10	23
Raul Diaz Arce	COL*	12	22
Chris Henderson	NYR*	31	22
Roy Lassiter	DC*	21	22
Brian Ching	HOU*	26	21
Eddie Johnson	DC*	14	21
Taylor Twellman	NE	21	20
Adolfo Valencia	NYR	8	20

## CORNER KICKS

PLAYER	TEAM	GP	CK
Marco Etcheverry	DC	23	119
Brad Davis	HOU*	27	92
Cobi Jones	LA	45	83
Steve Ralston	NE*	34	75
David Beckham	LA	17	68
Javier Morales	RSL	20	64
Richard Mulrooney	HOU*	19	64
Landon Donovan	LA*	41	61
Chris Henderson	NYR*	31	61
Graham Zusi	KC	12	58

## CAUTIONS (YELLOW)

PLAYER	TEAM	GP	CAUT
Dema Kovalenko	LA*	37	15
Diego Gutierrez	CHI*	40	12
Kyle Beckerman	RSL*	31	10
Pablo Mastroeni	LA*	27	10
Landon Donovan	LA*	41	9
Daniel Hernandez	DAL*	23	9
Jesse Marsch	CHV*	37	9
Brian Mullan	COL*	36	9
Robert Warzycha	CLB	17	9

5 players tied with 8

## EJECTIONS (RED CARDS)

PLAYER	TEAM	GP	EJECT
Rafa Marquez	NY	6	2
Diego Serna	COL*	7	2

61 players tied with 1

### GOALKEEPING LEADERS

PLAYER	TEAM	GP	MIN	SHTS	SVS	GA	GAA	W-L-T	SHO
Jaime Penedo	LA	7	690	27	22	5	0.65	4-2-1	4
Adin Brown	POR*	10	954	66	59	7	0.66	4-3-3	5
Jon Conway	CHI*	4	360	16	13	3	0.75	0-2-2	1
Josh Saunders	NYC*	11	954	38	30	8	0.75	8-2-1	3
Jimmy Nielsen	KC	10	960	24	15	9	0.84	5-3-2	4
Jeff Cassar	DAL*	5	405	17	13	4	0.89	0-4-0	2
Tally Hall	ORL*	15	1380	65	51	14	0.91	8-4-3	5
Jon Busch	CHI*	18	1670	88	71	17	0.92	6-7-5	6
Matt Pickens	COL*	12	1170	61	49	12	0.92	6-5-1	5
Matt Reis	NE*	22	2090	125	103	22	0.95	10-7-5	8

Minimum: 300 minutes played

### GOALKEEPER WINS

PLAYER	TEAM	GP	WON
Kevin Hartman	NYR*	49	24
Zach Thornton	CHV*	35	17
Nick Rimando	RSL*	33	13
Pat Onstad	DC*	21	10
Tom Presthus	CLB*	15	10
Matt Reis	NE*	22	10
Tony Meola	NYR*	23	9
Tally Hall	ORL*	15	8
Josh Saunders	NYC*	11	8
Joe Cannon	VAN*	18	7

### SAVES

PLAYER	TEAM	GP	SVS
Kevin Hartman	NYR*	49	175
Zach Thornton	CHV*	35	122
Nick Rimando	RSL*	33	114
Matt Reis	NE*	22	103
Tony Meola	NYR*	23	96
Jon Busch	CHI*	18	71
Joe Cannon	VAN*	18	64
Adin Brown	POR*	10	59
Pat Onstad	DC*	21	58
Tally Hall	ORL*	15	51

### GOALKEEPER LOSSES

PLAYER	TEAM	GP	LOST
Kevin Hartman	NYR*	49	17
Zach Thornton	CHV*	35	13
Tony Meola	NYR*	23	11
Nick Rimando	RSL*	33	11
Joe Cannon	VAN*	18	8
Jon Busch	CHI*	18	7
Mark Dodd	DAL	12	7
Matt Jordan	COL*	12	7
Pat Onstad	DC*	21	7
Matt Reis	NE*	22	7

### SHUTOUTS

PLAYER	TEAM	GP	SHO
Kevin Hartman	NYR*	49	15
Nick Rimando	RSL*	33	13
Zach Thornton	CHV*	35	13
Tony Meola	NYR*	23	8
Matt Reis	NE*	22	8
Tom Presthus	CLB*	15	7
Jon Busch	CHI*	18	6
Adin Brown	POR*	10	5
Joe Cannon	VAN*	18	5
Tally Hall	ORL*	15	5
Pat Onstad	DC*	21	5
Matt Pickens	COL*	12	5

### MINUTES PLAYED IN GOAL

PLAYER	TEAM	MIN
Kevin Hartman	NYR*	4522
Zach Thornton	CHV*	3193
Nick Rimando	RSL*	3079
Tony Meola	NYR*	2135
Matt Reis	NE*	2090
Pat Onstad	DC*	2043
Joe Cannon	VAN*	1690
Jon Busch	CHI*	1670
Tally Hall	ORL*	1380
Tom Presthus	CLB*	1261

### LONGEST SHUTOUT STREAKS (MINUTES)

PLAYER	MIN	START	END
Kevin Hartman, LA	473	10/29/2005	11/10/2007
Kevin Hartman, LA	422	10/02/2002	11/09/2003
Adin Brown, NE	374	9/29/2002	10/12/2002
Matt Reis, NE	337	11/12/2006	11/18/2007
Tally Hall, HOU	335	10/30/2011	11/20/2011
Tony Meola, MET	328	10/03/1998	9/24/2000
Pat Onstad, HOU	322	11/09/2008	11/13/2009
Kevin Hartman, LA	314	10/16/1998	10/31/1999
Jaime Penedo, LA	314	11/07/2013	11/30/2014
Donovan Ricketts, LA	314	11/01/2009	11/22/2009

### SAVES PERCENTAGE

PLAYER	TEAM	GP	SAVES	SOG	PCT
Dario Sala	DAL	4	20	24	83.3
Bill Hamid	DC	8	33	40	82.5
Adin Brown	POR*	10	59	72	81.9
Dave Salzwedel	SJ	3	18	22	81.8
Jon Conway	CHI*	4	13	16	81.3
Marcus Hahnemann	SEA*	9	37	46	80.4
Brad Guzan	CHV	4	16	20	80.0
Frank Rost	NYR	3	12	15	80.0
Josh Saunders	NYC*	11	30	38	78.9
Jaime Penedo	LA	7	22	28	78.6

Minimum: 10 saves

TEAM ATTENDANCE REPORT

	HOME GAMES			ROAD GAMES		
	DATES	TOTAL	AVERAGE	DATES	TOTAL	AVERAGE
Chicago Fire	23	365,966	15,912	20	278,192	13,910
Chivas USA	4	79,304	19,826	4	71,601	17,900
Colorado Rapids	16	162,593	10,162	19	318,072	16,741
Columbus Crew SC	20	293,662	14,683	22	290,625	13,210
D.C. United	24	477,145	19,881	21	397,578	18,932
FC Dallas	22	265,835	12,083	19	343,656	18,087
Houston Dynamo	12	279,873	23,323	16	358,606	22,413
KC Wiz.-Sporting KC	22	317,218	14,419	22	327,852	14,902
LA Galaxy	39	912,494	23,397	31	596,945	19,256
MetroStars-N.Y. Red Bulls	20	325,822	16,291	25	423,974	16,959
Miami Fusion	6	56,452	9,409	4	55,120	13,780
Montreal Impact	2	35,724	17,862	2	29,502	14,751
New England Revolution	22	364,303	16,559	20	294,349	14,717
Philadelphia Union	1	18,539	18,539	1	24,749	24,749
Portland Timbers	5	104,780	20,956	5	126,390	25,278
Real Salt Lake	9	159,362	17,707	12	298,834	24,903
San Jose Clash/Earthquake	10	129,821	12,982	14	276,562	19,754
Seattle Sounders FC	11	422,382	38,398	9	199,262	22,140
Tampa Bay Mutiny	6	57,466	9,578	5	80,514	16,103
Toronto FC	0	0	---	1	18,069	18,069
Vancouver Whitecaps FC	1	27,837	27,837	3	46,126	15,375
MLS Totals	275	4,856,578	17,660	275	4,856,578	17,660

TEAM TOTALS

TEAM	GP	G	A	SHT	SOG	PG	PA	BK	FC	FS	OFF	CK	C	E
Chicago Fire	43	61	78	574	258	3	5	7	712	757	136	242	95	3
Chivas USA	8	6	3	67	29	1	1	1	132	113	23	30	22	1
Colorado Rapids	35	33	39	433	169	3	4	6	586	525	95	166	66	4
Columbus Crew SC	42	59	69	534	220	2	5	8	622	634	121	208	84	3
D.C. United	45	67	79	566	242	1	3	10	718	706	168	249	77	10
FC Dallas	41	54	65	469	200	5	7	10	698	658	98	184	98	7
Houston Dynamo	28	39	40	337	137	2	3	8	396	408	93	133	49	0
Sporting Kansas City	44	59	55	564	226	4	4	7	713	697	102	197	91	2
LA Galaxy	70	118	124	897	370	13	14	12	1107	1042	195	362	125	5
New York Red Bulls	45	52	54	598	236	3	4	10	657	650	105	209	93	6
Miami Fusion	10	6	8	95	39	0	0	3	154	169	35	42	21	7
Montreal Impact	4	6	5	62	30	0	0	0	44	47	8	20	7	3
New England Revolution	42	50	59	458	210	2	2	17	679	661	106	166	90	6
Philadelphia Union	2	1	2	36	15	0	0	1	25	21	3	14	6	0
Portland Timbers	10	18	19	121	51	1	1	0	160	151	19	53	18	0
Real Salt Lake	21	22	24	283	109	1	1	2	315	289	56	90	35	1
San Jose Earthquakes	24	37	48	317	135	0	0	7	346	352	84	145	45	3
Seattle Sounders FC	20	20	13	258	95	1	1	1	258	273	37	117	31	3
Tampa Bay Mutiny	11	12	14	154	56	0	0	1	173	152	38	59	20	0
Toronto FC	1	0	0	8	2	0	0	1	9	13	2	3	1	0
Vancouver Whitecaps FC	4	2	1	41	13	0	0	0	62	60	6	12	10	1

TEAM RANKS

TEAM	G	A	SHT	SOG	BLK	FC	FS	OFF	CK	C
Chicago Fire	6	3	5	3	13	3	1	6	4	5
Chivas USA	17	19	20	19	15	4	15	8	19	2
Colorado Rapids	16	15	13	16	11	2	7	10	12	11
Columbus Crew SC	7	6	11	8	10	14	8	7	10	10
D.C. United	5	5	12	5	8	8	5	1	5	18
FC Dallas	10	7	16	15	7	1	3	13	14	4
Houston Dynamo	8	8	15	14	6	17	12	5	11	16
Sporting Kansas City	9	11	9	10	14	5	4	15	15	8
LA Galaxy	2	4	10	6	11	9	10	9	8	15
New York Red Bulls	12	13	6	7	8	15	13	14	13	9
Miami Fusion	18	17	19	18	4	12	2	2	17	7
Montreal Impact	4	11	2	1	19	20	19	16	9	16
New England Revolution	11	9	17	13	3	6	6	12	18	6
Philadelphia Union	19	16	1	1	2	19	21	20	1	1
Portland Timbers	1	2	14	11	19	7	11	18	7	14
Real Salt Lake	14	14	4	9	16	13	18	11	16	19
San Jose Earthquakes	3	1	7	4	5	16	9	2	2	12
Seattle Sounders FC	15	18	8	17	18	18	16	19	3	20
Tampa Bay Mutiny	13	10	3	12	17	10	14	4	6	13
Toronto FC	21	21	21	21	1	21	19	16	20	21
Vancouver Whitecaps FC	19	20	18	20	19	11	17	20	20	3

TEAM vs TEAM RECORDS

TEAM	vs CHI	vs CHV	vs COL	vs CLB	vs DC	vs DAL	vs HOU	vs KC	vs LA	vs NY	vs MIA	vs MTL	vs NE	vs NYC	vs ORL	vs PHI	vs POR	vs RSL	vs SJ	vs SEA	vs TB	vs TOR	vs VAN
Chicago Fire	0-0-0	2-0-0	0-1-0	0-1-0	5-0-2	3-2-1	0-1-0	0-1-0	2-2-1	2-1-0	0-0-0	0-0-0	7-7-1	0-0-0	0-0-0	0-0-0	0-0-0	0-0-0	0-0-1	0-1-0	0-0-0	0-0-0	0-0-0
Chivas USA	0-0-0	---	0-0-0	0-0-0	0-0-0	0-0-0	1-1-0	0-1-1	0-1-1	0-0-0	0-0-0	0-0-0	0-0-0	0-0-0	0-0-0	0-0-0	0-0-0	0-1-1	0-0-0	0-0-0	0-0-0	0-0-0	0-0-0
Colorado Rapids	0-2-0	0-0-0	---	3-1-0	0-1-0	5-2-3	0-1-0	2-5-2	1-6-0	0-0-0	0-0-0	0-0-0	0-0-0	0-0-0	0-0-0	0-0-0	0-0-0	0-0-0	0-1-0	0-1-0	0-0-0	0-0-0	0-0-0
Columbus Crew SC	1-0-0	0-0-0	1-3-0	---	2-6-0	0-0-0	0-0-0	1-0-1	0-0-0	4-1-0	0-0-0	1-1-0	0-4-3	0-0-0	0-0-0	0-0-0	0-1-0	0-2-0	2-2-0	0-0-0	5-2-0	0-0-0	0-0-0
D.C. United	0-5-2	0-0-0	1-0-0	6-2-0	---	0-0-0	0-1-1	1-0-0	2-0-0	7-4-2	4-0-0	0-0-0	3-1-1	0-0-0	0-0-0	0-0-0	0-0-0	0-0-0	0-0-0	0-0-0	2-0-0	0-0-0	0-0-0
FC Dallas	2-3-1	0-0-0	2-5-3	0-0-0	0-0-0	---	1-1-0	1-2-0	4-4-0	0-3-0	0-0-0	0-0-0	0-0-0	0-0-0	0-0-0	0-0-0	0-1-1	1-0-1	0-0-0	0-1-3	0-0-0	1-0-0	0-0-0
Houston Dynamo	1-0-0	1-1-0	1-0-0	0-0-0	1-0-1	1-1-0	---	3-2-1	0-3-0	1-1-2	0-0-0	1-0-0	1-0-1	0-0-0	0-0-0	2-0-0	0-0-0	0-0-0	0-0-0	1-0-1	0-0-0	0-0-0	0-0-0
Sporting Kansas City	1-0-0	1-0-1	5-2-2	0-1-1	0-1-0	2-1-0	2-3-1	---	3-5-1	0-1-0	1-2-0	0-0-0	1-1-0	0-0-0	0-0-0	0-0-0	0-0-1	0-0-1	1-2-0	0-0-0	0-0-0	0-0-0	0-0-0
LA Galaxy	2-2-1	1-0-1	6-1-0	0-0-0	0-2-0	4-4-0	3-0-0	5-3-1	---	3-1-1	0-0-0	0-0-0	3-0-0	0-0-0	0-0-0	0-0-0	0-0-0	3-1-2	5-4-1	4-3-0	2-0-0	0-0-0	1-0-0
New York Red Bulls	1-2-0	0-0-0	0-0-0	1-4-0	4-7-2	3-0-0	1-1-2	1-0-0	1-3-1	---	0-0-0	0-0-0	1-4-3	0-0-0	0-0-0	0-0-0	0-0-0	1-0-0	1-1-0	0-0-0	0-0-0	0-0-0	0-0-0
Miami Fusion	0-0-0	0-0-0	0-0-0	0-0-0	0-4-0	0-0-0	0-0-0	2-1-0	0-0-0	0-0-0	---	0-0-0	0-0-0	0-0-0	0-0-0	0-0-0	0-0-0	0-0-0	1-2-0	0-0-0	0-0-0	0-0-0	0-0-0
Montreal Impact	0-0-0	0-0-0	0-0-0	1-1-0	0-0-0	0-0-0	0-1-0	0-0-0	0-0-0	0-0-0	---	0-0-0	0-0-0	0-0-0	0-0-0	0-0-0	0-0-0	0-0-0	0-0-0	0-0-0	1-0-0	0-0-0	0-0-0
New England Revolution	7-7-1	0-0-0	0-0-0	4-0-3	1-3-1	0-0-0	0-1-1	1-1-0	0-3-0	4-1-3	0-0-0	0-0-0	---	0-0-0	0-0-0	0-0-0	0-0-0	0-0-0	0-0-0	0-0-0	0-0-0	0-0-0	0-0-0
New York City FC	0-0-0	0-0-0	0-0-0	0-0-0	0-0-0	0-0-0	0-0-0	0-0-0	0-0-0	0-0-0	0-0-0	0-0-0	0-0-0	---	0-0-0	0-0-0	0-0-0	0-0-0	0-0-0	0-0-0	0-0-0	0-0-0	0-0-0
Orlando City SC	0-0-0	0-0-0	0-0-0	0-0-0	0-0-0	0-0-0	0-0-0	0-0-0	0-0-0	0-0-0	0-0-0	0-0-0	0-0-0	---	0-0-0	0-0-0	0-0-0	0-0-0	0-0-0	0-0-0	0-0-0	0-0-0	0-0-0
Philadelphia Union	0-0-0	0-0-0	0-0-0	0-0-0	0-0-0	0-0-0	0-2-0	0-0-0	0-0-0	0-0-0	0-0-0	0-0-0	0-0-0	---	0-0-0	0-0-0	0-0-0	0-0-0	0-0-0	0-0-0	0-0-0	0-0-0	0-0-0
Portland Timbers	0-0-0	0-0-0	0-0-0	1-0-0	0-0-0	1-0-1	0-0-0	0-0-1	0-0-0	0-0-0	0-0-0	0-0-0	0-0-0	0-0-0	0-0-0	0-0-0	0-0-0	0-0-0	0-0-0	2-0-0	0-0-0	0-0-0	1-0-1
Real Salt Lake	0-0-1	1-0-1	0-0-0	2-0-0	0-0-0	0-1-1	0-0-0	0-0-1	1-3-2	0-1-0	0-0-0	0-0-0	0-0-0	0-0-0	0-0-0	0-0-0	2-0-0	---	0-0-0	1-2-1	0-0-0	0-0-0	0-0-0
San Jose Earthquakes	1-0-0	0-0-0	1-1-0	2-2-0	0-0-0	0-0-0	0-0-0	2-1-0	4-5-1	1-1-0	2-1-0	0-0-0	0-0-0	0-0-0	0-0-0	0-0-0	0-0-0	0-0-0	0-0-0	0-0-0	0-0-0	0-0-0	0-0-0
Seattle Sounders FC	0-0-0	0-0-0	0-1-0	0-0-0	0-0-0	1-0-3	0-1-1	0-0-0	0-0-0	0-0-0	0-0-0	0-0-0	0-0-0	0-0-0	0-0-0	0-0-0	0-2-0	2-1-1	0-0-0	---	0-0-0	0-0-0	0-0-0
Tampa Bay Mutiny	0-0-0	0-0-0	0-0-0	2-5-0	0-2-0	0-0-0	0-0-0	0-0-0	0-2-0	0-0-0	0-0-0	0-0-0	0-0-0	0-0-0	0-0-0	0-0-0	0-0-0	0-0-0	0-0-0	0-0-0	0-0-0	0-0-0	0-0-0
Toronto FC	0-0-0	0-0-0	0-0-0	0-0-0	0-0-0	0-0-0	0-0-0	0-0-0	0-0-0	0-0-0	0-0-0	0-1-0	0-0-0	0-0-0	0-0-0	0-0-0	0-0-0	0-0-0	0-0-0	0-0-0	0-0-0	0-0-0	0-0-0
Vancouver Whitecaps FC	0-0-0	0-0-0	0-0-0	0-0-0	0-0-0	0-1-0	0-0-0	0-0-0	0-1-0	0-0-0	0-0-0	0-0-0	0-0-0	0-0-0	0-0-0	0-0-0	0-1-1	0-0-0	0-0-0	0-0-0	0-0-0	0-0-0	---

TEAM vs TEAM AGGREGATE GOALS

TEAM	vs CHI	vs CHV	vs COL	vs CLB	vs DC	vs DAL	vs HOU	vs KC	vs LA	vs NY	vs MIA	vs MTL	vs NE	vs NYC	vs ORL	vs PHI	vs POR	vs RSL	vs SJ	vs SEA	vs TB	vs TOR	vs VAN
Chicago Fire	---	0-0	2-1	1-2	13-2	12-6	1-2	0-1	4-5	6-4	0-0	0-0	20-14	0-0	0-0	0-0	0-0	0-0	2-4	0-0	0-0	0-0	0-0
Chivas USA	0-0	---	0-0	0-0	0-0	0-0	2-3	0-1	2-3	0-0	0-0	0-0	0-0	0-0	0-0	0-0	0-0	2-3	0-0	0-0	0-0	0-0	0-0
Colorado Rapids	1-2	0-0	---	3-2	1-2	16-13	1-3	9-13	1-14	0-0	0-0	0-0	0-0	0-0	0-0	0-0	0-0	1-0	0-2	0-0	0-0	0-0	0-0
Columbus Crew SC	2-1	0-0	2-3	---	12-18	0-0	0-0	3-1	0-0	11-6	0-0	4-3	6-12	0-0	0-0	0-0	1-2	2-4	5-8	0-0	11-8	0-0	0-0
D.C. United	2-13	0-0	2-1	18-12	---	0-0	2-4	3-2	5-2	15-10	4-1	0-0	10-7	0-0	0-0	0-0	0-0	0-0	0-0	0-0	6-2	0-0	0-0
FC Dallas	6-12	0-0	13-16	0-0	0-0	---	2-4	6-6	13-16	2-6	0-0	0-0	0-0	0-0	0-0	0-0	3-5	3-2	0-0	4-4	0-0	0-0	2-1
Houston Dynamo	2-1	3-2	3-1	0-0	4-2	4-2	---	7-3	1-6	5-7	0-0	3-0	3-2	0-0	0-0	3-1	0-0	0-0	0-0	1-0	0-0	0-0	0-0
Sporting Kansas City	1-0	1-0	13-9	1-3	2-3	6-6	3-7	---	15-14	1-2	4-4	0-0	4-3	0-0	0-0	0-0	2-2	1-1	5-5	0-0	0-0	0-0	0-0
LA Galaxy	5-4	3-2	14-1	0-0	2-5	16-13	6-1	14-15	---	9-8	0-0	0-0	4-1	0-0	0-0	0-0	0-0	10-4	16-12	11-8	6-2	0-0	2-1
New York Red Bulls	4-6	0-0	0-0	6-11	10-15	6-2	7-5	2-1	8-9	---	0-0	0-0	6-11	0-0	0-0	0-0	0-0	1-0	2-3	0-0	0-0	0-0	0-0
Miami Fusion	0-0	0-0	0-0	0-0	1-4	0-0	0-0	4-4	0-0	0-0	---	0-0	0-0	0-0	0-0	0-0	0-0	0-0	1-5	0-0	0-0	0-0	0-0
Montreal Impact	0-0	0-0	0-0	3-4	0-0	0-0	0-3	0-0	0-0	0-0	---	0-0	0-0	0-0	0-0	0-0	0-0	0-0	0-0	0-0	3-0	0-0	0-0
New England Revolution	14-20	0-0	0-0	12-6	7-10	0-0	0-0	2-3	3-4	1-4	11-6	0-0	0-0	---	0-0	0-0	0-0	0-0	0-0	0-0	0-0	0-0	0-0
New York City FC	0-0	0-0	0-0	0-0	0-0	0-0	0-0	0-0	0-0	0-0	0-0	0-0	0-0	---	0-0	0-0	0-0	0-0	0-0	0-0	0-0	0-0	0-0
Orlando City SC	0-0	0-0	0-0	0-0	0-0	0-0	0-0	0-0	0-0	0-0	0-0	0-0	0-0	---	0-0	0-0	0-0	0-0	0-0	0-0	0-0	0-0	0-0
Philadelphia Union	0-0	0-0	0-0	0-0	0-0	0-0	1-3	0-0	0-0	0-0	0-0	0-0	0-0	---	0-0	0-0	0-0	0-0	0-0	0-0	0-0	0-0	0-0
Portland Timbers	0-0	0-0	0-0	2-1	0-0	5-3	0-0	2-2	0-0	0-0	0-0	0-0	0-0	0-0	0-0	0-0	---	2-5	0-0	5-3	0-0	0-0	2-0
Real Salt Lake	0-0	3-2	0-0	4-2	0-0	2-3	0-0	1-1	4-10	0-1	0-0	0-0	0-0	0-0	0-0	0-0	5-2	---	0-0	3-3	0-0	0-0	0-0
San Jose Earthquakes	4-2	0-0	0-1	8-5	0-0	0-0	0-0	5-5	12-16	3-2	5-1	0-0	0-0	0-0	0-0	0-0	0-0	0-0	0-0	0-0	0-0	0-0	0-0
Seattle Sounders FC	0-0	0-0	2-0	0-0	0-0	4-4	0-1	0-0	8-11	0-0	0-0	0-0	0-0	0-0	0-0	0-0	3-5	3-3	0-0	---	0-0	0-0	0-0
Tampa Bay Mutiny	0-0	0-0	0-0	8-11	2-6	0-0	0-0	0-0	2-6	0-0	0-0	0-0	0-0	0-0	0-0	0-0	0-0	0-0	0-0	0-0	0-0	0-0	0-0
Toronto FC	0-0	0-0	0-0	0-0	0-0	0-0	0-0	0-0	0-0	0-0	0-0	0-3	0-0	0-0	0-0	0-0	0-0	0-0	0-0	0-0	0-0	0-0	0-0
Vancouver Whitecaps FC	0-0	0-0	0-0	0-0	0-0	1-2	0-0	0-0	1-2	0-0	0-0	0-0	0-0	0-0	0-0	0-0	0-2	0-0	0-0	0-0	0-0	0-0	0-0

TEAM GOALS SCORED INTERVALS

TEAM	GP	G	1-15	16-30	31-45	46-60	61-75	76-90	OT
LA Galaxy	70	118	14	17	20	17	25	15	10
D.C. United	45	67	6	10	10	9	13	18	1
Chicago Fire	43	61	8	10	18	8	5	11	1
Sporting Kansas City	44	59	7	11	7	9	14	8	3
Columbus Crew SC	42	59	7	6	11	11	6	16	2
FC Dallas	41	54	5	10	7	8	13	9	2
New York Red Bulls	45	52	2	7	10	10	9	13	1
New England Revolution	42	50	6	9	7	7	11	9	1
Houston Dynamo	28	39	4	5	5	4	10	6	5
San Jose Earthquakes	24	37	4	2	8	6	5	8	4
Colorado Rapids	35	33	2	8	3	3	6	7	4
Real Salt Lake	21	22	1	2	7	3	2	6	1
Seattle Sounders FC	20	20	3	2	1	3	4	7	0
Portland Timbers	10	18	4	2	2	4	1	4	1
Tampa Bay Mutiny	11	12	2	2	3	2	1	2	0
Montreal Impact	4	6	0	1	4	0	0	1	0
Miami Fusion	10	6	1	1	0	2	2	0	0
Chivas USA	8	6	1	1	1	1	1	1	0
Vancouver Whitecaps FC	4	2	1	0	0	0	1	0	0
Philadelphia Union	2	1	1	0	0	0	0	0	0
Toronto FC	1	0	0	0	0	0	0	0	0

TEAM GOALS ALLOWED INTERVALS

TEAM	
------	--

GOAL-SCORING TOTALS

TEAM	OVERALL	GOALS FOR		GOALS AGAINST	
	RECORD	TOTAL	AVG	TOTAL	AVG
Portland Timbers	5-2-3	18	1.80	14	1.40 (12th)
LA Galaxy	42-21-7	118	1.69	77	1.10 (3d)
San Jose Earthquakes	12-11-1	37	1.54	32	1.33 (10th)
Montreal Impact	2-2-0	6	1.50	7	1.75 (18th)
D.C. United	27-13-5	67	1.49	54	1.20 (5th)
Chicago Fire	21-15-7	61	1.42	41	0.95 (1st)
Columbus Crew SC	16-21-5	59	1.40	66	1.57 (17th)
Houston Dynamo	14-8-6	39	1.39	27	0.96 (2d)
Sporting Kansas City	17-19-8	59	1.34	59	1.34 (11th)
FC Dallas	12-20-9	54	1.32	72	1.76 (19th)
New England Revolution	16-17-9	50	1.19	53	1.26 (8th)
New York Red Bulls	15-22-8	52	1.16	63	1.40 (12th)
Tampa Bay Mutiny	2-9-0	12	1.09	23	2.09 (20th)
Real Salt Lake	7-7-7	22	1.05	24	1.14 (4th)
Seattle Sounders FC	7-8-5	20	1.00	24	1.20 (5th)
Colorado Rapids	11-18-6	33	0.94	51	1.46 (14th)
Chivas USA	1-4-3	6	0.75	10	1.25 (7th)
Miami Fusion	3-7-0	6	0.60	13	1.30 (9th)
Philadelphia Union	0-2-0	1	0.50	3	1.50 (15th)
Vancouver Whitecaps FC	0-3-1	2	0.50	6	1.50 (15th)
Toronto FC	0-1-0	0	0.00	3	3.00 (21th)
		722	2.63 goals per game		

RECORD IN ONE-GOAL GAMES

TEAM	-REGULATION-OT-				--- SHOOTOUT ---				---- BOTH -----			
	W	L	T	PCT	W	L	T	PCT	W	L	T	PCT
Montreal Impact	1	0	0	1.000	0	0	0	---	1	0	0	1.000
D.C. United	14	4	0	.778	4	1	0	.800	18	5	0	.783
Portland Timbers	3	1	0	.750	0	0	1	.500	3	1	1	.700
LA Galaxy	22	10	0	.688	1	3	1	.300	23	13	1	.635
Colorado Rapids	9	6	2	.588	1	1	2	.500	10	7	4	.571
Houston Dynamo	6	5	0	.545	0	0	1	.500	6	5	1	.542
New England Revolution	10	10	1	.500	0	2	2	.250	10	12	3	.460
Miami Fusion	2	2	0	.500	0	2	0	.000	2	4	0	.333
Real Salt Lake	4	4	0	.500	0	0	3	.500	4	4	3	.500
San Jose Earthquakes	5	5	0	.500	0	0	0	---	5	5	0	.500
Seattle Sounders FC	5	6	1	.458	0	0	1	.500	5	6	2	.462
Sporting Kansas City	8	10	0	.444	1	1	2	.500	9	11	2	.455
New York Red Bulls	9	12	0	.429	1	1	0	.500	10	13	0	.435
Chicago Fire	8	11	1	.425	2	0	2	.750	10	11	3	.479
FC Dallas	7	10	2	.421	2	2	2	.500	9	12	4	.440
Columbus Crew SC	5	12	1	.306	1	0	1	.750	6	12	2	.350
Chivas USA	1	3	0	.250	0	0	0	---	1	3	0	.250
Philadelphia Union	0	2	0	.000	0	0	0	---	0	2	0	.000
Vancouver Whitecaps FC	0	2	0	.000	0	0	0	---	0	2	0	.000
Tampa Bay Mutiny	0	4	0	.000	0	0	0	---	0	4	0	.000

CONSECUTIVE MINUTES WITHOUT SCORING A GOAL

TEAM	MIN	START	END
Columbus Crew	279	9/28/2002	10/12/2002
Colorado Rapids	260	9/16/2000	9/24/2000
Seattle Sounders FC	242	11/02/2014	11/30/2014
Kansas City Wizards	235	10/27/2007	end of season
San Jose Clash	234	9/26/1996	end of season
Colorado Rapids	225	10/27/2011	end of season
Miami Fusion	221	10/10/2001	end of season
D.C. United	210	9/30/1998	10/11/1998
Seattle Sounders FC	210	10/29/2009	end of season
New England Revolution	206	11/06/2005	end of season

CONSECUTIVE MINUTES WITHOUT ALLOWING A GOAL

TEAM	MIN	START	END
New England Revolution	374	9/29/2002	10/12/2002
Houston Dynamo	335	10/30/2011	11/20/2011
New England Revolution	331	10/27/2007	11/18/2007
Los Angeles Galaxy	314	11/01/2009	11/22/2009
Houston Dynamo	313	10/29/2009	11/13/2009
Los Angeles Galaxy	311	10/02/2002	end of season
New England Revolution	306	10/28/2006	11/12/2006
LA Galaxy	296	11/01/2014	11/30/2014
Los Angeles Galaxy	286	9/26/1996	10/10/1996
Chicago Fire	286	11/01/2003	11/23/2003

### HOME RECORDS

TEAM	W	L	T	PCT
Houston Dynamo	9	1	2	.833
Chicago Fire	17	3	3	.804
LA Galaxy	30	7	2	.795
Sporting Kansas City	15	4	3	.750
D.C. United	15	4	5	.729
New England Revolution	12	4	6	.682
Seattle Sounders FC	6	2	3	.682
Real Salt Lake	5	2	2	.667
San Jose Earthquakes	6	3	1	.650
Chivas USA	1	0	3	.625
Portland Timbers	2	1	2	.600
Columbus Crew	12	8	1	.595
FC Dallas	9	7	6	.545
Colorado Rapids	7	6	3	.531
Miami Fusion	3	3	0	.500
New York Red Bulls	9	9	2	.500
Tampa Bay Mutiny	1	5	0	.167
Philadelphia Union	0	1	0	.000
Vancouver Whitecaps FC	0	1	0	.000

### HOME GOAL-SCORING TOTALS

TEAM	W	L	T	GF	AVG	GA	AVG
D.C. United	15	4	5	45	1.88	26	1.08
LA Galaxy	30	7	2	84	2.15	34	0.87
New York Red Bulls	9	9	2	22	1.10	21	1.05
FC Dallas	9	7	6	38	1.73	34	1.55
Columbus Crew SC	12	8	1	41	2.05	28	1.40
Sporting Kansas City	15	4	3	38	1.73	18	0.82
New England Revolution	12	4	6	30	1.36	17	0.77
Colorado Rapids	7	6	3	12	0.75	14	0.88
San Jose Earthquakes	6	3	1	21	2.10	11	1.10
Chicago Fire	17	3	3	43	1.87	15	0.65
Real Salt Lake	5	2	2	12	1.33	5	0.56
Houston Dynamo	9	1	2	23	1.92	8	0.67
Chivas USA	1	0	3	6	1.50	5	1.25
Seattle Sounders FC	6	2	3	14	1.27	8	0.73
Tampa Bay Mutiny	1	5	0	7	1.17	10	1.67
Philadelphia Union	0	1	0	1	1.00	2	2.00
Portland Timbers	2	1	2	8	1.60	6	1.20
Vancouver Whitecaps FC	0	1	0	0	0.00	2	2.00
Miami Fusion	3	3	0	5	0.83	2	0.33
Montreal Impact	2	0	0	5	2.50	1	0.50

### FIRST-HALF GOAL-SCORING TOTALS

TEAM	W	L	T	GF	AVG	GA	AVG
LA Galaxy	42	21	7	51	0.73	34	0.49
Chicago Fire	21	16	6	36	0.84	19	0.44
D.C. United	26	13	6	26	0.58	25	0.56
Sporting Kansas City	17	19	8	25	0.57	20	0.45
Columbus Crew SC	17	22	4	24	0.57	32	0.76
New England Revolution	17	16	9	22	0.52	19	0.45
FC Dallas	12	20	9	22	0.54	28	0.68
New York Red Bulls	15	22	8	19	0.42	24	0.53
Houston Dynamo	14	8	6	14	0.50	13	0.46
San Jose Earthquakes	12	11	1	14	0.58	13	0.54
Colorado Rapids	12	19	5	13	0.37	23	0.66
Real Salt Lake	7	7	7	10	0.48	11	0.52
Portland Timbers	5	2	3	8	0.80	4	0.40
Tampa Bay Mutiny	2	9	0	7	0.64	8	0.73
Seattle Sounders FC	7	8	5	6	0.30	12	0.60
Montreal Impact	2	2	0	5	1.25	4	1.00
Chivas USA	1	4	3	3	0.38	4	0.50
Miami Fusion	3	7	0	2	0.20	8	0.80
Vancouver Whitecaps FC	0	3	1	1	0.25	2	0.50
Philadelphia Union	0	2	0	1	0.50	3	1.50
Toronto FC	0	1	0	0	0.00	3	3.00

### TEAM TOTAL SHOTS

TEAM	W	L	T	1st	2nd/OT	TOT
LA Galaxy	42	21	7	413	484	897
New York Red Bulls	15	22	8	248	350	598
Chicago Fire	21	16	6	247	327	574
D.C. United	26	13	6	268	298	566
Sporting Kansas City	17	19	8	264	300	564
Columbus Crew SC	17	22	4	235	299	534
FC Dallas	12	20	9	180	289	469
New England Revolution	17	16	9	203	255	458
Colorado Rapids	12	19	5	198	235	433
Houston Dynamo	14	8	6	148	189	337
San Jose Earthquakes	12	11	1	151	166	317
Real Salt Lake	7	7	7	115	168	283
Seattle Sounders FC	7	8	5	128	130	258
Tampa Bay Mutiny	2	9	0	79	75	154
Portland Timbers	5	2	3	57	64	121
Miami Fusion	3	7	0	42	53	95
Chivas USA	1	4	3	34	33	67
Montreal Impact	2	2	0	26	36	62
Vancouver Whitecaps FC	0	3	1	21	20	41
Philadelphia Union	0	2	0	9	27	36
Toronto FC	0	1	0	2	6	8

### ROAD RECORDS

TEAM	W	L	T	PCT
D.C. United	11	9	1	.548
Portland Timbers	3	1	1	.700
LA Galaxy	12	14	5	.468
Houston Dynamo	5	7	4	.438
San Jose Earthquakes	6	8	0	.429
Real Salt Lake	2	5	5	.375
New York Red Bulls	6	13	6	.360
New England Revolution	5	12	3	.325
Columbus Crew	5	14	3	.295
Colorado Rapids	5	13	2	.300
Chicago Fire	4	13	3	.275
FC Dallas	3	13	3	.237
Tampa Bay Mutiny	1	4	0	.200
Sporting Kansas City	2	15	5	.205
Seattle Sounders FC	1	6	2	.222
Vancouver Whitecaps FC	0	2	1	.167
Toronto FC	0	1	0	.000
Philadelphia Union	0	1	0	.000
Montreal Impact	0	2	0	.000
Chivas USA	0	4	0	.000
Miami Fusion	0	4	0	.000

### ROAD GOAL-SCORING TOTALS

TEAM	W	L	T	GF	AVG	GA	AVG
LA Galaxy	12	14	5	34	1.10	43	1.39
FC Dallas	3	13	3	16	0.84	38	2.00
Columbus Crew SC	5	14	3	18	0.82	38	1.73
New York Red Bulls	6	13	6	30	1.20	42	1.68
New England Revolution	5	12	3	20	1.00	36	1.80
Chicago Fire	4	13	3	18	0.90	26	1.30
D.C. United	11	9	1	22	1.05	28	1.33
Sporting Kansas City	2	15	5	21	0.95	41	1.86
Colorado Rapids	5	13	2	21	1.11	37	1.95
San Jose Earthquakes	6	8	0	16	1.14	21	1.50
Real Salt Lake	2	5	5	10	0.83	19	1.58
Chivas USA	0	4	0	0	0.00	5	1.25
Houston Dynamo	5	7	4	16	1.00	19	1.19
Seattle Sounders FC	1	6	2	6	0.67	16	1.78
Toronto FC	0	1	0	0	0.00	3	3.00
Tampa Bay Mutiny	1	4	0	5	1.00	13	2.60
Philadelphia Union	0	1	0	0	0.00	1	1.00
Portland Timbers	3	1	1	10	2.00	8	1.60
Miami Fusion	0	4	0	1	0.25	11	2.75
Vancouver Whitecaps FC	0	2	1	2	0.67	4	1.33
Montreal Impact	0	2	0	1	0.50	6	3.00

### SECOND-HALF GOAL-SCORING TOTALS

TEAM	W	L	T	GF	AVG	GA	AVG
LA Galaxy	42	21	7	57	0.81	38	0.54
D.C. United	26	13	6	40	0.89	29	0.64
Columbus Crew SC	17	22	4	33	0.79	34	0.81
New York Red Bulls	15	22	8	32	0.71	37	0.82
Sporting Kansas City	17	19	8	31	0.70	35	0.80
FC Dallas	12	20	9	30	0.73	37	0.90
New England Revolution	17	16	9	27	0.64	27	0.64
Chicago Fire	21	16	6	24	0.56	20	0.47
Houston Dynamo	14	8	6	20	0.71	11	0.39
San Jose Earthquakes	12	11	1	19	0.79	19	0.79
Colorado Rapids	12	19	5	16	0.46	26	0.74
Seattle Sounders FC	7	8	5	14	0.70	11	0.55
Real Salt Lake	7	7	7	11	0.52	13	0.62
Portland Timbers	5	2	3	9	0.90	9	0.90
Tampa Bay Mutiny	2	9	0	5	0.45	15	1.36
Miami Fusion	3	7	0	4	0.40	4	0.40
Chivas USA	1	4	3	3	0.38	6	0.75
Montreal Impact	2	2	0	1	0.25	2	0.50
Vancouver Whitecaps FC	0	3	1	1	0.25	4	1.00
Toronto FC	0	1	0	0	0.00	0	0.00
Philadelphia Union	0	2	0	0	0.00	0	0.00

### TEAM TOTAL SHOTS AGAINST

TEAM	W	L	T	1st	2nd/OT	TOT
Toronto FC	0	1	0	10	7	17
Philadelphia Union	0	2	0	11	11	22
Montreal Impact	2	2	0	21	28	49
Vancouver Whitecaps FC	0	3	1	26	30	56
Chivas USA	1	4	3	53	54	107
Portland Timbers	5	2	3	61	62	123
Miami Fusion	3	7	0	83	59	142
Tampa Bay Mutiny	2	9	0	73	72	145
Seattle Sounders FC	7	8	5	115	123	238
Real Salt Lake	7	7	7	123	152	275
San Jose Earthquakes	12	11	1	135	155	290
Houston Dynamo	14	8	6	136	205	341
Colorado Rapids	12	19	5	204	246	450
Chicago Fire	21	16	6	206	257	463
Sporting Kansas City	17	19	8	222	263	485
FC Dallas	12	20	9	229	302	531
D.C. United	26	13	6	218	315	533
Columbus Crew SC	17	22	4	250	300	550
New York Red Bulls	15	22	8	243	308	551
New England Revolution	17	16	9	277	356	633
LA Galaxy	42	21	7	372	499	871



## RECORD WHEN SCORING FIRST GOAL

TEAM	W	L	T	PCT
Montreal Impact	1	0	0	1.000
Miami Fusion	2	0	0	1.000
Seattle Sounders FC	6	0	0	1.000
San Jose Earthquakes	9	0	1	.950
LA Galaxy	35	5	1	.866
D.C. United	21	3	1	.860
Columbus Crew SC	13	2	1	.844
Colorado Rapids	8	2	0	.800
Houston Dynamo	9	2	1	.792
Chicago Fire	19	4	3	.788
Real Salt Lake	5	1	1	.786
Portland Timbers	5	1	2	.750
New England Revolution	14	4	4	.727
New York Red Bulls	12	4	5	.690
Sporting Kansas City	15	7	2	.667
Tampa Bay Mutiny	2	1	0	.667
Chivas USA	1	0	2	.667
FC Dallas	7	6	6	.526
Vancouver Whitecaps FC	0	1	0	.000

## RECORD WHEN LEADING AT THE HALF

TEAM	W	L	T	PCT
Montreal Impact	1	0	0	1.000
Miami Fusion	1	0	0	1.000
Real Salt Lake	4	0	0	1.000
Portland Timbers	5	0	0	1.000
Chivas USA	1	0	0	1.000
Colorado Rapids	7	0	0	1.000
Seattle Sounders FC	3	0	0	1.000
Columbus Crew SC	9	0	1	.950
San Jose Earthquakes	7	0	1	.938
D.C. United	11	1	0	.917
Sporting Kansas City	12	1	1	.893
New England Revolution	11	1	1	.885
New York Red Bulls	6	0	2	.875
LA Galaxy	18	2	2	.864
Chicago Fire	14	2	1	.853
Houston Dynamo	7	1	1	.833
FC Dallas	5	5	3	.500
Tampa Bay Mutiny	1	1	0	.500
Vancouver Whitecaps FC	0	1	0	.000

## RECORD WHEN ALLOWING FIRST GOAL

TEAM	W	L	T	PCT
Houston Dynamo	5	6	3	.464
D.C. United	6	10	3	.395
Montreal Impact	1	2	0	.333
LA Galaxy	7	16	4	.333
Real Salt Lake	2	6	3	.318
FC Dallas	5	14	1	.275
Colorado Rapids	3	16	4	.217
San Jose Clash/Earthquakes	3	11	0	.214
KC Wiz.-Sporting Kansas City	2	12	2	.188
Seattle Sounders FC	1	8	2	.182
Columbus Crew SC	3	19	3	.180
Chicago Fire	2	11	1	.179
New England Revolution	2	13	2	.176
MetroStars-N.Y. Red Bulls	3	18	2	.174
Miami Fusion	1	7	0	.125
Vancouver Whitecaps FC	0	2	0	.000
Toronto FC	0	1	0	.000
Tampa Bay Mutiny	0	8	0	.000
Portland Timbers	0	1	0	.000
Philadelphia Union	0	2	0	.000
Chivas USA	0	4	0	.000

## RECORD WHEN TRAILING AT THE HALF

TEAM	W	L	T	PCT
Houston Dynamo	3	3	1	.500
LA Galaxy	4	11	2	.294
Chivas USA	0	1	1	.250
Real Salt Lake	0	2	2	.250
D.C. United	2	9	2	.231
Seattle Sounders FC	1	6	1	.188
Colorado Rapids	1	12	2	.133
Sporting Kansas City	1	9	0	.100
New York Red Bulls	1	9	0	.100
Columbus Crew SC	1	14	1	.094
FC Dallas	1	10	0	.091
Chicago Fire	0	9	1	.050
Montreal Impact	0	1	0	.000
Miami Fusion	0	4	0	.000
New England Revolution	0	7	0	.000
Vancouver Whitecaps FC	0	2	0	.000
Toronto FC	0	1	0	.000
Tampa Bay Mutiny	0	3	0	.000
Portland Timbers	0	2	0	.000
San Jose Earthquakes	0	6	0	.000
Philadelphia Union	0	2	0	.000

TEAM WINNING STREAK LEADERS

TEAM	#	START	STOP
Chicago Fire	5	10/01/1998	10/25/1998
Chicago Fire	2	09/22/2000	09/26/2000
Chicago Fire	3	11/01/2003	11/14/2003
Colorado Rapids	4	10/04/1997	10/15/1997
Colorado Rapids	5	10/28/2010	10/27/2011
Columbus Crew SC	2	10/05/1997	10/08/1997
Columbus Crew SC	2	09/30/1998	10/03/1998
Columbus Crew SC	2	10/17/1999	10/22/1999
Columbus Crew SC	2	09/25/2002	09/28/2002
Columbus Crew SC	3	11/08/2008	11/23/2008
Columbus Crew SC	2	11/08/2015	11/22/2015
D.C. United	13	09/27/1996	10/11/1998
D.C. United	3	10/16/1999	10/31/1999
D.C. United	2	11/13/1999	11/21/1999
D.C. United	2	10/23/2004	10/30/2004
D.C. United	2	11/08/2014	10/28/2015
FC Dallas	2	10/05/1997	10/08/1997
Houston Dynamo	2	10/29/2006	11/05/2006
Houston Dynamo	3	11/02/2007	11/18/2007
Houston Dynamo	3	10/30/2011	11/06/2011
Houston Dynamo	2	10/31/2012	11/04/2012
Sporting Kansas City	2	10/06/2000	10/15/2000
Sporting Kansas City	2	10/30/2004	11/05/2004
Sporting Kansas City	2	10/30/2011	11/02/2011
LA Galaxy	4	09/29/1996	10/13/1996
LA Galaxy	2	10/01/1998	10/04/1998
LA Galaxy	3	10/17/1999	10/31/1999
LA Galaxy	2	09/14/2000	09/20/2000
LA Galaxy	2	10/13/2001	10/17/2001
LA Galaxy	5	10/02/2002	11/01/2003
LA Galaxy	2	11/05/2005	11/13/2005
LA Galaxy	2	11/08/2009	11/13/2009
LA Galaxy	2	10/31/2010	11/07/2010
LA Galaxy	5	10/30/2011	11/01/2012
LA Galaxy	2	11/07/2012	11/11/2012
LA Galaxy	2	12/01/2012	11/03/2013
LA Galaxy	2	11/09/2014	11/23/2014
New York Red Bulls	2	09/15/2000	09/20/2000
New York Red Bulls	2	11/09/2008	11/15/2008
New York Red Bulls	2	10/30/2014	11/02/2014
New York Red Bulls	2	11/01/2015	11/08/2015
Miami Fusion	2	09/29/2001	10/10/2001
Montreal Impact	2	10/29/2015	11/01/2015
New England Revolution	2	10/29/2005	11/06/2005
New England Revolution	2	10/28/2006	11/05/2006
New England Revolution	2	11/03/2007	11/08/2007
New England Revolution	3	11/01/2014	11/23/2014
Portland Timbers	2	11/02/2013	11/07/2013
Portland Timbers	2	11/08/2015	11/22/2015
Real Salt Lake	2	10/31/2009	11/05/2009
Real Salt Lake	3	11/07/2013	11/24/2013
San Jose Earthquakes	2	09/22/2001	09/26/2001
San Jose Earthquakes	3	10/14/2001	10/21/2001
San Jose Earthquakes	4	11/09/2003	10/24/2004
Seattle Sounders FC	2	11/18/2012	10/30/2013
Seattle Sounders FC	3	11/30/2014	11/01/2015

TEAM ROAD WINNING STREAK LEADERS

TEAM	#	START	STOP
Chicago Fire	2	10/05/1998	10/10/1998
Chicago Fire	2	11/01/2003	10/30/2005
Colorado Rapids	2	10/04/1997	10/12/1997
Colorado Rapids	2	11/06/2010	11/21/2010
D.C. United	5	10/12/1996	10/04/1998
D.C. United	2	10/23/2004	11/14/2004
Houston Dynamo	2	10/30/2011	11/06/2011
LA Galaxy	2	10/09/2002	10/20/2002
LA Galaxy	2	11/05/2005	11/13/2005
LA Galaxy	3	10/31/2010	11/07/2012
New York Red Bulls	2	11/09/2008	11/15/2008
New York Red Bulls	2	10/30/2010	10/26/2011
New England Revolution	2	10/09/2002	11/01/2003
New England Revolution	2	11/01/2014	11/23/2014
San Jose Earthquakes	2	10/17/2001	10/21/2001

TEAM HOME WINNING STREAK LEADERS

TEAM	#	START	STOP
Chicago Fire	10	10/01/1998	09/29/2001
Chicago Fire	3	09/29/2002	11/14/2003
Chicago Fire	4	10/22/2006	11/07/2009
Colorado Rapids	2	10/08/1997	10/15/1997
Colorado Rapids	3	10/28/2010	10/27/2011
Columbus Crew SC	4	09/30/1998	11/07/1999
Columbus Crew SC	3	11/08/2008	11/23/2008
Columbus Crew SC	2	11/08/2015	11/22/2015
D.C. United	12	09/27/1996	11/13/1999
D.C. United	2	11/08/2014	10/28/2015
FC Dallas	3	10/16/1999	11/07/1999
FC Dallas	2	10/27/2007	10/30/2010
Houston Dynamo	4	10/29/2006	11/10/2007
Houston Dynamo	5	11/08/2009	10/31/2013
Sporting Kansas City	2	09/16/2000	09/24/2000
Sporting Kansas City	7	10/06/2000	11/05/2004
Sporting Kansas City	3	11/07/2012	11/23/2013
LA Galaxy	3	09/29/1996	10/10/1996
LA Galaxy	3	10/17/1999	11/11/1999
LA Galaxy	2	09/20/2000	10/03/2000
LA Galaxy	2	09/29/2001	10/13/2001
LA Galaxy	8	09/25/2002	11/13/2009
LA Galaxy	4	11/03/2011	11/01/2012
LA Galaxy	6	11/11/2012	
New York Red Bulls	3	09/15/2000	09/26/2001
New York Red Bulls	2	10/30/2014	11/02/2014
New York Red Bulls	2	11/08/2015	
Miami Fusion	3	09/22/2001	10/10/2001
Montreal Impact	2	10/29/2015	
New England Revolution	3	09/19/2000	10/02/2002
New England Revolution	3	10/23/2004	11/06/2005
New England Revolution	2	11/03/2007	11/08/2007
New England Revolution	3	11/01/2009	11/09/2014
Real Salt Lake	2	11/07/2013	11/10/2013
San Jose Earthquakes	3	09/26/1996	10/14/2001
San Jose Earthquakes	3	11/09/2003	10/24/2004
Seattle Sounders FC	2	11/18/2012	10/30/2013
Seattle Sounders FC	3	11/30/2014	

TEAM UNDEFEATED STREAK LEADERS

TEAM	#	START	STOP
Chicago Fire	5	10/01/1998	10/25/1998
Chicago Fire	2	09/22/2000	09/26/2000
Chicago Fire	4	09/20/2001	10/10/2001
Chicago Fire	3	11/01/2003	11/14/2003
Chicago Fire	2	10/21/2005	10/30/2005
Chicago Fire	2	10/25/2007	11/01/2007
Chicago Fire	2	10/30/2008	11/06/2008
Chicago Fire	2	11/07/2009	11/14/2009
Chivas USA	2	11/08/2008	11/01/2009
Colorado Rapids	4	10/04/1997	10/15/1997
Colorado Rapids	2	09/28/2002	10/02/2002
Colorado Rapids	2	10/22/2005	10/29/2005
Colorado Rapids	3	11/13/2010	10/27/2011
Columbus Crew SC	2	10/05/1997	10/08/1997
Columbus Crew SC	2	09/30/1998	10/03/1998
Columbus Crew SC	2	10/17/1999	10/22/1999
Columbus Crew SC	3	09/25/2002	10/06/2002
Columbus Crew SC	5	10/31/2004	11/23/2008
Columbus Crew SC	2	11/08/2015	11/22/2015
D.C. United	13	09/27/1996	10/11/1998
D.C. United	3	10/16/1999	10/31/1999
D.C. United	2	11/13/1999	11/21/1999
D.C. United	5	10/23/2004	10/21/2005
D.C. United	2	10/21/2006	10/29/2006
D.C. United	3	11/01/2007	11/08/2012
D.C. United	2	11/08/2014	10/28/2015
FC Dallas	2	10/05/1997	10/08/1997
FC Dallas	4	10/02/2002	10/21/2006
FC Dallas	3	10/30/2010	11/14/2010
FC Dallas	3	10/29/2014	11/10/2014
Houston Dynamo	3	10/29/2006	11/12/2006
Houston Dynamo	4	11/02/2007	11/01/2008
Houston Dynamo	2	10/29/2009	11/08/2009
Houston Dynamo	3	10/30/2011	11/06/2011
Houston Dynamo	2	10/31/2012	11/04/2012
Houston Dynamo	2	11/11/2012	11/18/2012
Houston Dynamo	4	10/31/2013	11/09/2013
Sporting Kansas City	4	09/16/2000	09/29/2000
Sporting Kansas City	2	10/06/2000	10/15/2000
Sporting Kansas City	2	11/04/2003	11/08/2003
Sporting Kansas City	2	10/30/2004	11/05/2004
Sporting Kansas City	2	10/27/2007	11/03/2007
Sporting Kansas City	2	10/30/2011	11/02/2011
Sporting Kansas City	4	11/06/2013	12/07/2013
LA Galaxy	4	09/29/1996	10/13/1996
LA Galaxy	2	10/01/1998	10/04/1998
LA Galaxy	3	10/17/1999	10/31/1999
LA Galaxy	4	09/14/2000	10/03/2000
LA Galaxy	4	09/29/2001	10/17/2001
LA Galaxy	5	10/02/2002	11/01/2003
LA Galaxy	10	10/23/2005	11/07/2010
LA Galaxy	5	10/30/2011	11/01/2012
LA Galaxy	2	11/07/2012	11/11/2012
LA Galaxy	2	12/01/2012	11/03/2013
LA Galaxy	3	11/01/2014	11/23/2014
New York Red Bulls	2	09/15/2000	09/20/2000
New York Red Bulls	2	09/23/2001	09/26/2001
New York Red Bulls	2	10/29/2006	10/27/2007
New York Red Bulls	3	11/01/2008	11/15/2008
New York Red Bulls	2	10/30/2014	11/02/2014
New York Red Bulls	3	11/29/2014	11/08/2015
Miami Fusion	2	09/29/2001	10/10/2001
Montreal Impact	2	10/29/2015	11/01/2015
New England Revolution	4	10/02/2002	10/12/2002
New England Revolution	2	11/01/2003	11/09/2003
New England Revolution	3	10/23/2004	11/06/2004
New England Revolution	2	10/29/2005	11/06/2005
New England Revolution	6	10/28/2006	11/08/2007
New England Revolution	4	11/01/2014	11/29/2014
Portland Timbers	2	11/02/2013	11/07/2013
Portland Timbers	6	10/29/2015	
Real Salt Lake	2	11/01/2008	11/08/2008
Real Salt Lake	4	10/31/2009	11/22/2009
Real Salt Lake	2	11/06/2010	10/29/2011
Real Salt Lake	5	11/07/2013	11/01/2014
San Jose Earthquakes	2	09/22/2001	09/26/2001
San Jose Earthquakes	3	10/14/2001	10/21/2001
San Jose Earthquakes	4	11/09/2003	10/24/2004
Seattle Sounders FC	3	11/02/2011	11/08/2012
Seattle Sounders FC	2	11/18/2012	10/30/2013
Seattle Sounders FC	2	11/02/2014	11/10/2014
Seattle Sounders FC	4	11/30/2014	

TEAM HOME UNDEFEATED STREAK LEADERS

TEAM	#	START	STOP
Chicago Fire	11	10/01/1998	10/10/2001
Chicago Fire	3	09/29/2002	11/14/2003
Chicago Fire	6	10/21/2005	11/14/2009
Chivas USA	4	10/22/2006	
Colorado Rapids	2	10/08/1997	10/15/1997
Colorado Rapids	2	09/20/2000	09/28/2002
Colorado Rapids	3	11/04/2003	10/22/2005
Colorado Rapids	3	10/28/2010	10/27/2011
Columbus Crew SC	4	09/30/1998	11/07/1999
Columbus Crew SC	4	10/31/2004	11/23/2008
Columbus Crew SC	2	11/08/2015	11/22/2015
D.C. United	12	09/27/1996	11/13/1999
D.C. United	2	10/30/2004	11/06/2004
D.C. United	5	11/01/2007	10/28/2015
FC Dallas	3	10/16/1999	11/07/1999
FC Dallas	4	09/23/2001	10/29/2005
FC Dallas	2	10/27/2007	10/30/2010
FC Dallas	4	10/29/2014	
Houston Dynamo	4	10/29/2006	11/10/2007
Houston Dynamo	7	11/08/2009	
Sporting Kansas City	10	09/16/2000	11/05/2004
Sporting Kansas City	3	10/27/2007	11/02/2011
Sporting Kansas City	4	11/07/2012	
LA Galaxy	3	09/29/1996	10/10/1996
LA Galaxy	3	10/17/1999	11/11/1999
LA Galaxy	5	09/20/2000	10/13/2001
LA Galaxy	10	09/25/2002	11/07/2010
LA Galaxy	4	11/03/2011	11/01/2012
LA Galaxy	6	11/11/2012	
New York Red Bulls	3	09/15/2000	09/26/2001
New York Red Bulls	2	10/27/2007	11/01/2008
New York Red Bulls	2	10/30/2014	11/02/2014
New York Red Bulls	2	11/08/2015	
Miami Fusion	3	09/22/2001	10/10/2001
Montreal Impact	2	10/29/2015	
New England Revolution	5	09/19/2000	10/12/2002
New England Revolution	4	11/09/2003	11/06/2005
New England Revolution	4	10/28/2006	11/08/2007
New England Revolution	5	10/30/2008	
Portland Timbers	3	10/29/2015	
Real Salt Lake	3	10/31/2009	10/29/2011
Real Salt Lake	3	11/07/2013	
San Jose Earthquakes	3	09/26/1996	10/14/2001
San Jose Earthquakes	4	11/09/2003	10/29/2005
Seattle Sounders FC	4	11/02/2011	10/30/2013
Seattle Sounders FC	4	11/10/2014	

TEAM ROAD UNDEFEATED STREAK LEADERS

TEAM	#	START	STOP
Chicago Fire	2	10/05/1998	10/10/1998
Chicago Fire	2	11/01/2003	10/30/2005
Colorado Rapids	2	10/04/1997	10/12/1997
Colorado Rapids	2	10/29/2005	10/28/2006
Columbus Crew SC	3	09/25/2002	10/12/2002
D.C. United	5	10/12/1996	10/04/1998
D.C. United	4	10/23/2004	10/21/2006
FC Dallas	2	10/22/2005	10/21/2006
FC Dallas	3	11/06/2010	11/10/2014
Houston Dynamo	3	11/18/2007	10/29/2009
Houston Dynamo	2	10/30/2011	11/06/2011
LA Galaxy	2	09/14/2000	09/29/2000
LA Galaxy	2	10/10/2001	10/17/2001
LA Galaxy	2	10/09/2002	10/20/2002
LA Galaxy	7	10/29/2005	11/07/2012
New York Red Bulls	2	11/09/2008	11/15/2008
New York Red Bulls	2	10/30/2010	10/26/2011
New York Red Bulls	2	11/03/2012	11/03/2013
New York Red Bulls	2	11/29/2014	11/01/2015
New England Revolution	2	10/09/2002	11/01/2003
New England Revolution	2	10/31/2004	11/06/2004
New England Revolution	2	11/05/2006	10/27/2007
New England Revolution	2	11/01/2014	11/23/2014
Portland Timbers	3	11/08/2015	
Real Salt Lake	4	11/08/2008	11/22/2009
Real Salt Lake	2	11/24/2013	12/07/2013
San Jose Earthquakes	2	10/17/2001	10/21/2001

TEAM LOSING STREAK LEADERS

TEAM	#	START	STOP
Chicago Fire	3	10/13/2001	09/26/2002
Chicago Fire	2	11/13/2008	11/01/2009
Chivas USA	2	10/29/2006	10/27/2007
Colorado Rapids	6	10/26/1997	09/16/2000
Colorado Rapids	2	09/24/2000	09/25/2002
Colorado Rapids	2	10/05/2002	10/09/2002
Colorado Rapids	2	11/05/2005	10/21/2006
Colorado Rapids	3	10/30/2011	
Columbus Crew SC	2	10/12/1997	10/15/1997
Columbus Crew SC	3	11/13/1999	09/26/2001
Columbus Crew SC	8	10/31/2009	11/01/2015
Columbus Crew SC	2	11/29/2015	
D.C. United	2	11/01/2003	11/09/2003
D.C. United	2	11/05/2006	10/25/2007
D.C. United	2	11/01/2015	
FC Dallas	4	10/12/1997	10/04/1998
FC Dallas	4	11/11/1999	09/20/2001
FC Dallas	2	11/21/2010	10/26/2011
Sporting Kansas City	4	10/10/1996	10/08/1997
Sporting Kansas City	2	09/29/2001	09/25/2002
Sporting Kansas City	2	11/15/2003	10/24/2004
Sporting Kansas City	2	11/06/2011	11/04/2012
LA Galaxy	3	10/20/1996	10/08/1997
LA Galaxy	2	10/10/1998	10/16/1998
LA Galaxy	2	11/09/2003	10/22/2004
New York Red Bulls	4	09/27/1996	10/03/1998
New York Red Bulls	2	09/29/2001	11/01/2003
New York Red Bulls	2	10/23/2004	10/30/2004
New York Red Bulls	2	10/29/2005	10/21/2006
New York Red Bulls	2	10/30/2011	11/03/2011
New York Red Bulls	2	11/08/2014	11/23/2014
Miami Fusion	4	09/30/1998	10/24/1999
Miami Fusion	2	10/14/2001	
New England Revolution	3	10/05/1997	09/15/2000
New England Revolution	2	11/13/2005	10/22/2006
New England Revolution	2	12/07/2014	
Philadelphia Union	2	10/30/2011	
Portland Timbers	2	11/10/2013	11/24/2013
Real Salt Lake	2	11/02/2011	11/06/2011
Real Salt Lake	2	11/08/2012	11/03/2013
San Jose Earthquakes	2	09/29/1996	10/02/1996
San Jose Earthquakes	3	09/25/2002	11/01/2003
San Jose Earthquakes	2	10/30/2004	10/23/2005
Seattle Sounders FC	4	11/08/2009	10/29/2011
Seattle Sounders FC	2	11/02/2013	11/07/2013
Tampa Bay Mutiny	8	10/10/1996	
Vancouver Whitecaps FC	2	11/01/2012	10/29/2014

TEAM ROAD LOSING STREAK LEADERS

TEAM	#	START	STOP
Chicago Fire	5	10/16/1999	10/15/2000
Chicago Fire	3	10/13/2001	10/02/2002
Chicago Fire	2	11/06/2005	10/28/2006
Chicago Fire	2	11/13/2008	
Chivas USA	4	10/29/2006	
Colorado Rapids	6	10/26/1997	09/25/2002
Colorado Rapids	3	10/05/2002	10/30/2004
Colorado Rapids	2	11/05/2006	11/06/2010
Colorado Rapids	2	11/02/2011	
Columbus Crew SC	2	10/11/1998	10/21/1998
Columbus Crew SC	3	10/31/1999	09/26/2001
Columbus Crew SC	6	10/31/2009	
D.C. United	2	10/18/1998	10/25/1998
D.C. United	3	11/11/2012	
FC Dallas	9	10/15/1997	09/28/2002
FC Dallas	2	11/01/2015	
Sporting Kansas City	2	10/10/1996	10/08/1997
Sporting Kansas City	5	10/03/2000	10/02/2002
Sporting Kansas City	2	11/15/2003	10/24/2004
Sporting Kansas City	2	11/10/2007	11/08/2008
Sporting Kansas City	2	11/04/2012	11/02/2013
LA Galaxy	2	10/06/2000	09/26/2001
LA Galaxy	3	11/09/2003	11/05/2004
LA Galaxy	2	11/18/2012	11/07/2013
LA Galaxy	2	11/30/2014	
New York Red Bulls	3	09/27/1996	09/30/1998
New York Red Bulls	2	09/26/2000	10/06/2000
New York Red Bulls	2	10/30/2004	10/29/2005
Miami Fusion	4	09/30/1998	
Montreal Impact	2	10/31/2013	
New England Revolution	4	10/05/1997	09/29/2002
New England Revolution	2	10/22/2005	10/22/2006
New England Revolution	3	11/06/2008	11/06/2013
New England Revolution	2	12/07/2014	
Real Salt Lake	3	10/30/2010	11/06/2011
San Jose Earthquakes	2	09/29/1996	10/02/1996
San Jose Earthquakes	2	09/28/2002	11/01/2003
San Jose Earthquakes	2	10/30/2004	10/23/2005
Seattle Sounders FC	3	11/08/2009	10/29/2011
Seattle Sounders FC	2	11/11/2012	11/07/2013
Tampa Bay Mutiny	4	10/10/1996	
Vancouver Whitecaps FC	2	11/01/2012	10/29/2014

TEAM HOME LOSING STREAK LEADERS

TEAM	#	START	STOP
Colorado Rapids	2	10/05/1998	10/24/1999
Colorado Rapids	2	11/05/2005	10/21/2006
Columbus Crew SC	3	11/05/2009	11/01/2014
FC Dallas	2	10/12/1997	10/04/1998
FC Dallas	2	11/21/2010	10/26/2011
Sporting Kansas City	2	10/13/1996	10/04/1997
LA Galaxy	2	10/20/1996	10/05/1997
New York Red Bulls	2	11/01/2003	10/23/2004
New York Red Bulls	4	11/04/2010	11/06/2013
Miami Fusion	2	10/04/1998	10/24/1999
San Jose Earthquakes	2	10/30/2010	
Tampa Bay Mutiny	4	10/12/1996	

TEAM WINLESS STREAK LEADERS

TEAM	#	START	STOP
Chicago Fire	4	10/10/2001	09/26/2002
Chicago Fire	2	11/23/2003	10/21/2005
Chicago Fire	3	11/01/2007	10/30/2008
Chicago Fire	2	11/13/2008	11/01/2009
Chicago Fire	2	11/14/2009	
Chivas USA	7	10/29/2006	
Colorado Rapids	9	10/26/1997	09/25/2002
Colorado Rapids	5	10/02/2002	11/08/2003
Colorado Rapids	5	10/30/2004	10/21/2006
Colorado Rapids	3	10/30/2011	
Columbus Crew SC	2	10/12/1997	10/15/1997
Columbus Crew SC	3	11/13/1999	09/26/2001
Columbus Crew SC	6	10/06/2002	11/01/2008
Columbus Crew SC	3	10/31/2009	10/28/2010
Columbus Crew SC	4	10/27/2011	11/01/2015
Columbus Crew SC	2	11/29/2015	
D.C. United	2	11/01/2003	11/09/2003
D.C. United	2	10/21/2005	10/30/2005
D.C. United	5	10/29/2006	11/03/2012
D.C. United	3	11/11/2012	11/02/2014
D.C. United	2	11/01/2015	
FC Dallas	4	10/12/1997	10/04/1998
FC Dallas	6	11/11/1999	09/29/2001
FC Dallas	4	09/28/2002	10/29/2005
FC Dallas	2	11/21/2010	10/26/2011
FC Dallas	6	11/02/2014	
Houston Dynamo	2	11/12/2006	10/27/2007
Houston Dynamo	3	11/01/2008	10/29/2009
Houston Dynamo	2	11/18/2012	12/01/2012
Houston Dynamo	2	11/09/2013	
Sporting Kansas City	4	10/10/1996	10/08/1997
Sporting Kansas City	2	09/29/2000	10/03/2000
Sporting Kansas City	2	09/29/2001	09/25/2002
Sporting Kansas City	2	10/02/2002	11/04/2003
Sporting Kansas City	2	11/15/2003	10/24/2004
Sporting Kansas City	4	11/03/2007	11/08/2008
Sporting Kansas City	2	11/06/2011	11/04/2012
Sporting Kansas City	3	12/07/2013	
LA Galaxy	3	10/20/1996	10/08/1997
LA Galaxy	2	10/10/1998	10/16/1998
LA Galaxy	3	10/06/2000	09/26/2001
LA Galaxy	2	11/09/2003	10/22/2004
LA Galaxy	2	11/07/2013	11/01/2014
New York Red Bulls	4	09/27/1996	10/03/1998
New York Red Bulls	2	10/06/2000	09/23/2001
New York Red Bulls	5	09/29/2001	10/30/2004
New York Red Bulls	6	10/29/2005	11/01/2008
New York Red Bulls	6	10/30/2011	11/06/2013
New York Red Bulls	3	11/08/2014	11/29/2014
Miami Fusion	4	09/30/1998	10/24/1999
Miami Fusion	2	10/14/2001	
New England Revolution	3	10/05/1997	09/15/2000
New England Revolution	2	10/12/2002	10/20/2002
New England Revolution	2	11/09/2003	11/14/2003
New England Revolution	3	10/31/2004	10/22/2005
New England Revolution	2	11/13/2005	10/22/2006
New England Revolution	2	11/12/2006	10/27/2007
New England Revolution	3	11/18/2007	11/06/2008
New England Revolution	3	11/29/2014	
Philadelphia Union	2	10/30/2011	
Portland Timbers	4	11/10/2013	11/01/2015
Real Salt Lake	2	11/08/2008	11/15/2008
Real Salt Lake	4	11/14/2009	11/06/2010
Real Salt Lake	5	11/02/2011	11/03/2013
Real Salt Lake	3	12/07/2013	
San Jose Earthquakes	2	09/29/1996	10/02/1996
San Jose Earthquakes	3	09/25/2002	11/01/2003
San Jose Earthquakes	4	10/30/2004	10/30/2010
Seattle Sounders FC	5	10/29/2009	10/29/2011
Seattle Sounders FC	5	11/02/2013	11/23/2014
Tampa Bay Mutiny	8	10/10/1996	
Vancouver Whitecaps FC	4	11/01/2012	

TEAM HOME WINLESS STREAK LEADERS

TEAM	#	START	STOP
Chicago Fire	2	10/10/2001	10/17/2001
Chicago Fire	2	11/23/2003	10/21/2005
Chicago Fire	2	11/14/2009	
Chivas USA	3	11/03/2007	
Colorado Rapids	3	10/05/1998	09/20/2000
Colorado Rapids	2	10/09/2002	11/04/2003
Colorado Rapids	3	10/22/2005	10/21/2006
Columbus Crew SC	2	10/09/2002	10/31/2004
D.C. United	7	11/06/2004	11/18/2012
FC Dallas	2	10/12/1997	10/04/1998
FC Dallas	2	09/20/2000	09/23/2001
FC Dallas	3	10/02/2002	10/28/2006
FC Dallas	2	11/21/2010	10/26/2011
FC Dallas	3	11/02/2014	
Houston Dynamo	2	11/03/2013	
Sporting Kansas City	2	10/13/1996	10/04/1997
LA Galaxy	2	10/20/1996	10/05/1997
New York Red Bulls	2	11/01/2003	10/23/2004
New York Red Bulls	7	10/21/2006	11/06/2013
Miami Fusion	2	10/04/1998	10/24/1999
New England Revolution	4	10/06/2002	11/09/2003
New England Revolution	2	11/18/2007	10/30/2008
Portland Timbers	3	11/24/2013	11/01/2015
San Jose Earthquakes	3	10/29/2005	
Seattle Sounders FC	2	10/29/2009	10/31/2010
Seattle Sounders FC	2	11/02/2013	11/10/2014
Tampa Bay Mutiny	4	10/12/1996	

TEAM ROAD WINLESS STREAK LEADERS

TEAM	#	START	STOP
Chicago Fire	9	10/16/1999	10/02/2002
Chicago Fire	7	11/06/2005	
Chivas USA	4	10/29/2006	
Colorado Rapids	11	10/26/1997	10/29/2005
Colorado Rapids	2	11/02/2011	
Columbus Crew SC	2	10/11/1998	10/21/1998
Columbus Crew SC	3	10/31/1999	09/26/2001
Columbus Crew SC	10	10/06/2002	
D.C. United	2	10/18/1998	10/25/1998
D.C. United	3	11/11/2012	
FC Dallas	10	10/15/1997	10/22/2005
FC Dallas	2	11/02/2007	11/06/2010
FC Dallas	3	11/10/2014	
Houston Dynamo	3	10/22/2006	10/27/2007
Houston Dynamo	3	11/01/2008	11/13/2009
Houston Dynamo	3	11/07/2012	12/01/2012
Sporting Kansas City	14	10/10/1996	11/08/2008
Sporting Kansas City	5	11/04/2012	
LA Galaxy	4	09/29/2000	10/10/2001
LA Galaxy	4	11/09/2003	10/29/2005
LA Galaxy	5	11/18/2012	
New York Red Bulls	3	09/27/1996	09/30/1998
New York Red Bulls	9	09/26/2000	11/03/2007
New York Red Bulls	5	11/03/2011	11/29/2014
Miami Fusion	4	09/30/1998	
Montreal Impact	2	10/31/2013	
New England Revolution	4	10/05/1997	09/29/2002
New England Revolution	5	11/14/2003	10/22/2006
New England Revolution	4	10/27/2007	11/06/2013
New England Revolution	2	12/07/2014	
Real Salt Lake	7	11/14/2009	11/03/2013
Real Salt Lake	2	12/07/2013	
San Jose Earthquakes	2	09/29/1996	10/02/1996
San Jose Earthquakes	2	09/28/2002	11/01/2003
San Jose Earthquakes	2	10/30/2004	10/23/2005
Seattle Sounders FC	3	11/08/2009	10/29/2011
Seattle Sounders FC	5	11/11/2012	
Tampa Bay Mutiny	4	10/10/1996	
Vancouver Whitecaps FC	3	11/01/2012	

## OWN GOALS RECEIVED

DATE	REC TM	OFF TM	MIN	PLAYER
09/15/2000	CHI 2 vs NE	1	54	Mauricio Wright
11/23/2003	CHI 2 vs SJ	4	54	Chris Roner
10/30/2004	KC 3 vs SJ	0	48	Brian Ching
11/14/2004	DC 3 at KC	2	26	Alex Zotinca
11/21/2010	COL 2 at DAL	1	107	George John
11/03/2012	NY 1 at DC	1	65	Bill Hamid
11/03/2012	DC 1 vs NY	1	61	Roy Miller

## PENALTY KICK SUMMARY

DATE	TM	OPP	SHOOTER	KEEPER	RES	MN
10/02/1996	DC 2 vs MET	1	Raul Diaz Arce	Tony Meola	G	89
10/02/1996	LA 2 vs SJ	0	Mauricio Cienfuegos	Dave Salzwedel	G	36
10/08/1997	NE 1 vs DC	2	Joe-Max Moore	Scott Garlick	G	72
09/30/1998	MET 3 at CLB	5	Mike Sorber	Juergen Sommer	G	60
10/01/1998	CHI 2 vs COL	1	Lubos Kubik	Marcus Hahnemann	G	50
10/05/1998	CHI 1 at COL	0	Lubos Kubik	Marcus Hahnemann	G	42
10/17/1999	LA 3 vs COL	0	Greg Vanney	Ian Feuer	G	52
10/27/1999	DAL 3 vs CHI	2	Jorge Rodriguez	Zach Thornton	G	84
11/11/1999	LA 3 vs DAL	1	Greg Vanney	Mark Dodd	G	3
11/11/1999	DAL 1 at LA	3	Jason Kreis	Kevin Hartman	G	89
09/14/2000	LA 1 at TB	0	Greg Vanney	Scott Garlick	G	61
09/15/2000	DAL 1 at MET	2	Oscar Pareja	Paul Grafer	S	56
09/19/2000	CHI 1 at NE	2	Hristo Stoitchkov	Jeff Causey	S	46+
09/20/2000	DAL 1 vs MET	2	Jorge Rodriguez	Paul Grafer	G	82
09/24/2000	COL 2 at KC	3	Paul Bravo	Tony Meola	G	94+
10/06/2000	KC 2 vs LA	0	Miklos Molnar	Kevin Hartman	G	21
09/22/2001	CLB 1 vs SJ	3	Robert Warzycha	Joe Cannon	G	54
09/26/2001	KC 3 vs MIA	0	Matt McKeon	Nick Rimando	G	31
10/10/2001	LA 1 at CHI	1	Luis Hernandez	Zach Thornton	S	44
09/25/2002	COL 2 at DAL	4	John Spencer	Matt Reis	G	75
09/25/2002	LA 3 vs KC	2	Carlos Ruiz	Tony Meola	G	62
09/29/2002	CHI 2 vs NE	1	Ante Razov	Adin Brown	G	43
10/05/2002	COL 0 at LA	4	John Spencer	Kevin Hartman	S	37
11/09/2003	MET 1 at NE	1	Amado Guevara	Adin Brown	G	46+
11/23/2003	CHI 2 vs SJ	4	Ante Razov	Pat Onstad	S	57
10/31/2004	CLB 1 vs NE	1	Ross Paule	Matt Reis	S	24
10/31/2004	CLB 1 vs NE	1	Tony Sanneh	Matt Reis	S	73
11/06/2004	NE 3 at DC	3	Steve Ralston	Nick Rimando	G	44
11/14/2004	KC 2 vs DC	3	Josh Wolff	Nick Rimando	G	58
10/29/2005	DAL 2 vs COL	2	Carlos Ruiz	Joe Cannon	LP	112
10/22/2006	HOU 1 at CHV	2	Dwayne De Rosario	Brad Guzan	S	86
10/29/2006	HOU 2 vs CHV	0	Brad Davis	Brad Guzan	G	64
11/05/2006	COL 1 at HOU	3	Jovan Kirovski	Pat Onstad	G	4
11/08/2008	CHV 2 vs RSL	2	Sacha Kljestan	Nick Rimando	G	30
11/09/2008	NY 3 at HOU	0	Juan Pablo Angel	Pat Onstad	G	36
11/05/2009	RSL 3 at CLB	2	Robbie Findley	William Hesmer	G	47+
11/08/2009	LA 1 vs CHV	0	Landon Donovan	Zach Thornton	G	73
11/13/2009	LA 2 vs HOU	0	Landon Donovan	Pat Onstad	G	109
10/30/2011	KC 2 at COL	0	Teal Bunbury	Matt Pickens	G	59
11/02/2011	SEA 2 vs RSL	0	Oswaldo Alonso	Nick Rimando	G	56
11/03/2011	LA 2 vs NY	1	Landon Donovan	Frank Rost	G	75
11/06/2011	LA 3 vs RSL	1	Landon Donovan	Nick Rimando	G	23
11/03/2012	DC 1 vs NY	1	Chris Pontius	Luis Robles	S	33
11/08/2012	NY 0 vs DC	1	Kenny Cooper	Joe Willis	S	73
11/18/2012	LA 1 at SEA	2	Robbie Keane	Michael Gspurning	G	68
12/01/2012	LA 3 vs HOU	1	Landon Donovan	Tally Hall	G	65
12/01/2012	LA 3 vs HOU	1	Robbie Keane	Tally Hall	G	94+
11/07/2013	POR 3 vs SEA	2	Will Johnson	Michael Gspurning	G	29
11/01/2014	CLB 2 vs NE	4	Federico Higuain	Bobby Shuttleworth	G	94+
11/02/2014	DAL 1 vs SEA	1	Michel	Stefan Frei	G	34
11/08/2015	CLB 3 vs MTL	1	Kei Kamara	Evan Bush	S	68

\* Played for more than one team; most recent team listed.



# 2016 FINAL MLS STANDINGS & LEADERS

INCLUDES GAMES OF Sunday, October 23, 2016

	OVERALL								HOME					ROAD				
	GP	W	L	T	PTS	GF	GA	GD	W	L	T	GF	GA	W	L	T	GF	GA
<b>EASTERN</b>																		
New York Red Bulls	34	16	9	9	57	61	44	17	13	2	2	36	17	3	7	7	25	27
New York City FC	34	15	10	9	54	62	57	5	8	3	6	35	28	7	7	3	27	29
Toronto FC	34	14	9	11	53	51	39	12	8	3	6	28	17	6	6	5	23	22
D.C. United	34	11	10	13	46	53	47	6	9	4	4	35	18	2	6	9	18	29
Montreal	34	11	11	12	45	49	53	-4	7	5	5	31	29	4	6	7	18	24
Philadelphia	34	11	14	9	42	52	55	-3	8	5	4	30	24	3	9	5	22	31
New England	34	11	14	9	42	44	54	-10	9	4	4	26	19	2	10	5	18	35
Orlando City SC	34	9	11	14	41	55	60	-5	6	4	7	31	28	3	7	7	24	32
Columbus	34	8	14	12	36	50	58	-8	6	3	8	31	25	2	11	4	19	33
Chicago	34	7	17	10	31	42	58	-16	6	3	8	26	21	1	14	2	16	37
<b>WESTERN</b>																		
FC Dallas	34	17	8	9	60	50	40	10	12	1	4	33	12	5	7	5	17	28
Colorado	34	15	6	13	58	39	32	7	11	0	6	20	7	4	6	7	19	25
Los Angeles	34	12	6	16	52	54	39	15	8	1	8	32	18	4	5	8	22	21
Seattle	34	14	14	6	48	44	43	1	10	5	2	22	12	4	9	4	22	31
Sporting KC	34	13	13	8	47	42	41	1	10	4	3	30	19	3	9	5	12	22
Real Salt Lake	34	12	12	10	46	44	46	-2	8	1	8	22	14	4	11	2	22	32
Portland	34	12	14	8	44	48	53	-5	12	3	2	35	21	0	11	6	13	32
Vancouver	34	10	15	9	39	45	52	-7	6	5	6	28	22	4	10	3	17	30
San Jose	34	8	12	14	38	32	40	-8	7	3	7	18	12	1	9	7	14	28
Houston	34	7	14	13	34	39	45	-6	5	5	7	23	21	2	9	6	16	24

## RECENT RESULTS

Sunday, October 23

New England 3 vs Montreal 0  
 New York City FC 4 vs Columbus 1  
 Orlando City SC 4 vs D.C. United 2  
 Los Angeles 0 vs FC Dallas 0  
 Vancouver 4 vs Portland 1  
 Colorado 1 vs Houston 1  
 New York Red Bulls 2 at Philadelphia 0  
 Toronto FC 3 vs Chicago 2  
 Seattle 2 vs Real Salt Lake 1  
 Sporting KC 2 vs San Jose 0

Sunday, October 16

Montreal 2 vs Toronto FC 2  
 New York Red Bulls 3 vs Columbus 2  
 D.C. United 3 vs New York City FC 1  
 Chicago 2 vs New England 1  
 Orlando City SC 2 at Philadelphia 0  
 Real Salt Lake 0 vs Sporting KC 0  
 Portland 1 vs Colorado 0  
 FC Dallas 2 vs Seattle 1  
 San Jose 0 vs Vancouver 0  
 Los Angeles 1 at Houston 0

## GOALS

PLAYER	TEAM	GP	GOALS
Bradley Wright-Phillips	NYR	34	24
David Villa	NYC	33	23
Sebastian Giovinco	TOR	28	17
Ignacio Piatti	MTL	32	17
Fanendo Adi	POR	33	16
Dom Dwyer	KC	33	16
Ola Kamara	CLB	25	16
Giovani dos Santos	LA	28	14
Cyle Larin	ORL	32	14
Diego Valeri	POR	30	14

## ASSISTS

PLAYER	TEAM	GP	ASTS
Sacha Kljestan	NYR	32	20
Sebastian Giovinco	TOR	28	15
Mauro Diaz	DAL	27	13
Benny Feilhaber	KC	30	13
Justin Meram	CLB	33	13
Giovani dos Santos	LA	28	12
Joao Plata	RSL	30	12
Luciano Acosta	DC	31	11
Steven Gerrard	LA	21	11
Andrea Pirlo	NYC	32	11

## GAME-WINNING GOALS

PLAYER	TEAM	GP	GWG
Bradley Wright-Phillips	NYR	34	7
Jordan Morris	SEA	34	6
Fanendo Adi	POR	33	5
Clint Dempsey	SEA	17	5
Ignacio Piatti	MTL	32	5
Sebastian Giovinco	TOR	28	4
Diego Valeri	POR	30	4
David Villa	NYC	33	4
14 players tied with 3			

## GAME-WINNING ASSISTS

PLAYER	TEAM	GP	GWA
Mauro Diaz	DAL	27	7
Sacha Kljestan	NYR	32	7
Sebastian Giovinco	TOR	28	5
Thomas McNamara	NYC	30	5
Lloyd Sam	DC*	29	5
Benny Feilhaber	KC	30	4
Andrea Pirlo	NYC	32	4
11 players tied with 3			



## SHOTS

PLAYER	TEAM	GP	SHOTS
Sebastian Giovinco	TOR	28	177
David Villa	NYC	33	166
Dom Dwyer	KC	33	119
Diego Valeri	POR	30	112
Kei Kamara	NE*	30	106
Bradley Wright-Phillips	NYR	34	103
Ignacio Piatti	MTL	32	95
Shkelzen Gashi	COL	26	92
Maximiliano Urruti	DAL	30	91
Didier Drogba	MTL	22	90

## SHOTS ON GOAL

PLAYER	TEAM	GP	SOG
David Villa	NYC	33	68
Sebastian Giovinco	TOR	28	59
Bradley Wright-Phillips	NYR	34	56
Dom Dwyer	KC	33	44
Ignacio Piatti	MTL	32	42
Shkelzen Gashi	COL	26	40
Ola Kamara	CLB	25	38
Diego Valeri	POR	30	38
Fanendo Adi	POR	33	37
Kei Kamara	NE*	30	37

## HAT TRICKS

PLAYER	TEAM	GP	HATS
Sebastian Giovinco	TOR	28	2
Roland Alberg	PHI	28	1
Clint Dempsey	SEA	17	1
Didier Drogba	MTL	22	1
Ola Kamara	CLB	25	1
Frank Lampard	NYC	19	1
Mauro Manotas	HOU	22	1
Patrick Mullins	DC*	21	1
Bradley Wright-Phillips	NYR	34	1

## MULTI-GOAL GAMES

PLAYER	TEAM	GP	GAMES
Bradley Wright-Phillips	NYR	34	7
David Villa	NYC	33	6
Dom Dwyer	KC	33	4
Sebastian Giovinco	TOR	28	4
Ola Kamara	CLB	25	4
Giovani dos Santos	LA	28	3
Ignacio Piatti	MTL	32	3
11 players tied with 2			

## FOULS COMMITTED

PLAYER	TEAM	GP	FC
Diego Chara	POR	30	86
Fanendo Adi	POR	33	71
Matias Laba	VAN	32	71
Marcelo Sarvas	DC	28	67
Dom Dwyer	KC	33	66
Micheal Azira	COL	31	65
Roger Espinoza	KC	30	65
Quincy Amarikwa	SJ	23	55
Carlos Gruezo	DAL	27	55
Sam Cronin	COL	33	54
Luke Mulholland	RSL	33	54

## FOULS SUFFERED

PLAYER	TEAM	GP	FS
Mauro Diaz	DAL	27	81
Alberto Quintero	SJ	30	81
Juan Manuel Martinez	RSL	32	80
Dom Dwyer	KC	33	74
David Villa	NYC	33	72
C.J. Sapong	PHI	31	71
Sebastian Giovinco	TOR	28	69
David Accam	CHI	24	66
Felipe Martins	NYR	33	66
Ignacio Piatti	MTL	32	65
Marcelo Sarvas	DC	28	65

## OFFSIDES

PLAYER	TEAM	GP	OFF
David Villa	NYC	33	41
Ola Kamara	CLB	25	35
Bradley Wright-Phillips	NYR	34	34
Fanendo Adi	POR	33	33
Dom Dwyer	KC	33	32
Kei Kamara	NE*	30	31
Sebastian Giovinco	TOR	28	29
Fabian Castillo	DAL	22	23
Luis Solignac	CHI*	31	23
Ethan Finlay	CLB	34	22

## CORNER KICKS

PLAYER	TEAM	GP	CK
Sacha Kljestan	NYR	32	143
Tranquillo Barnetta	PHI	29	123
Andrea Pirlo	NYC	32	123
Diego Valeri	POR	30	111
Sebastian Giovinco	TOR	28	103
Andreas Ivanschitz	SEA	28	100
Chris Tierney	NE	28	85
Cristian Maidana	HOU	30	82
Benny Feilhaber	KC	30	81

## CAUTIONS (YELLOW)

PLAYER	TEAM	GP	CAUT
Marcelo Sarvas	DC	28	11
Roger Espinoza	KC	30	10
9 players tied with 9			

## EJECTIONS (RED CARDS)

PLAYER	TEAM	GP	EJECT
Kendall Waston	VAN	26	3
Ashley Cole	LA	26	2
Tyler Deric	HOU	10	2
Roger Espinoza	KC	30	2
Brad Evans	SEA	23	2
Anibal Godoy	SJ	23	2
Pedro Morales	VAN	27	2
Kofi Opare	DC	10	2
Joshua Yaro	PHI	17	2
58 players tied with 1			

## GAMES PLAYED

PLAYER	TEAM	GP
Joseph Bendik	ORL	34
David Bingham	SJ	34
Diego Fagundez	NE	34
Ethan Finlay	CLB	34
Jordan Morris	SEA	34
Michael Parkhurst	CLB	34
Luis Robles	NYR	34
Keegan Rosenberry	PHI	34
Bradley Wright-Phillips	NYR	34
22 players tied with 33		

## GAMES STARTED

PLAYER	TEAM	GS
Joseph Bendik	ORL	34
David Bingham	SJ	34
Michael Parkhurst	CLB	34
Luis Robles	NYR	34
Keegan Rosenberry	PHI	34
9 players tied with 33		

## MINUTES PLAYED

PLAYER	TEAM	MIN
Joseph Bendik	ORL	3060
Luis Robles	NYR	3060
Keegan Rosenberry	PHI	3060
Michael Parkhurst	CLB	3036
David Bingham	SJ	3015
Stefan Frei	SEA	2970
Richard Marquez	PHI	2970
David Ousted	VAN	2970
Josh Saunders	NYC	2970
Evan Bush	MTL	2931

### GOALKEEPING LEADERS

PLAYER	TEAM	GP	MIN	SHTS	SVS	GA	GAA	W-L-T	SHO
Zac MacMath	COL	17	1530	52	39	13	0.76	9-3-5	6
Chris Seitz	DAL	28	2520	92	63	29	1.04	14-5-9	10
Alex Bono	TOR	16	1370	58	42	16	1.05	8-3-5	4
Brian Rowe	LA	31	2765	146	113	33	1.07	12-5-14	9
Tim Melia	KC	27	2430	96	66	30	1.11	11-11-5	8
Tim Howard	COL	17	1530	72	53	19	1.12	6-3-8	7
David Bingham	SJ	34	3015	145	106	39	1.16	8-12-14	8
Clint Irwin	TOR	19	1690	73	50	23	1.22	6-6-6	6
Stefan Frei	SEA	33	2970	132	91	41	1.24	14-13-6	8
Brad Knighton	NE	13	1153	47	31	16	1.25	6-5-1	2
Bill Hamid	DC	20	1800	93	68	25	1.25	8-3-9	5
Luis Robles	NYR	34	3060	144	100	44	1.29	16-9-9	11
Nick Rimando	RSL	30	2700	131	91	40	1.33	11-9-10	6
Travis Worra	DC	13	1170	52	34	18	1.38	3-6-4	4
Jake Gleeson	POR	28	2470	158	118	40	1.46	11-11-6	6
Evan Bush	MTL	33	2931	151	101	50	1.54	11-11-11	6
Joe Willis	HOU	26	2275	128	89	39	1.54	5-12-9	5
Andre Blake	PHI	32	2880	149	99	50	1.56	10-13-9	6
David Ousted	VAN	33	2970	162	110	52	1.58	10-15-8	6
Steve Clark	CLB	32	2880	163	112	51	1.59	8-12-12	8
Matt Lampson	CHI	11	990	73	55	18	1.64	1-6-4	3
Sean Johnson	CHI	22	1980	105	68	37	1.68	6-10-6	5
Josh Saunders	NYC	33	2970	154	98	56	1.70	14-10-9	8
Joseph Bendik	ORL	34	3060	174	114	60	1.76	9-11-14	5
Bobby Shuttleworth	NE	21	1814	88	50	38	1.89	4-9-8	5

Minimum: 900 minutes played

### GOALKEEPER WINS

PLAYER	TEAM	GP	WON
Luis Robles	NYR	34	16
Stefan Frei	SEA	33	14
Josh Saunders	NYC	33	14
Chris Seitz	DAL	28	14
Brian Rowe	LA	31	12
Evan Bush	MTL	33	11
Jake Gleeson	POR	28	11
Tim Melia	KC	27	11
Nick Rimando	RSL	30	11
Andre Blake	PHI	32	10
David Ousted	VAN	33	10

### SAVES

PLAYER	TEAM	GP	SVS
Jake Gleeson	POR	28	118
Joseph Bendik	ORL	34	114
Brian Rowe	LA	31	113
Steve Clark	CLB	32	112
David Ousted	VAN	33	110
David Bingham	SJ	34	106
Evan Bush	MTL	33	101
Luis Robles	NYR	34	100
Andre Blake	PHI	32	99
Josh Saunders	NYC	33	98

### GOALKEEPER LOSSES

PLAYER	TEAM	GP	LOST
David Ousted	VAN	33	15
Andre Blake	PHI	32	13
Stefan Frei	SEA	33	13
David Bingham	SJ	34	12
Steve Clark	CLB	32	12
Joe Willis	HOU	26	12
Joseph Bendik	ORL	34	11
Evan Bush	MTL	33	11
Jake Gleeson	POR	28	11
Tim Melia	KC	27	11

### SHUTOUTS

PLAYER	TEAM	GP	SHO
Luis Robles	NYR	34	11
Chris Seitz	DAL	28	10
Brian Rowe	LA	31	9
David Bingham	SJ	34	8
Steve Clark	CLB	32	8
Stefan Frei	SEA	33	8
Tim Melia	KC	27	8
Josh Saunders	NYC	33	8
Tim Howard	COL	17	7
7 players tied with 6			

### MINUTES PLAYED IN GOAL

PLAYER	TEAM	MIN
Joseph Bendik	ORL	3060
Luis Robles	NYR	3060
David Bingham	SJ	3015
Stefan Frei	SEA	2970
David Ousted	VAN	2970
Josh Saunders	NYC	2970
Evan Bush	MTL	2931
Andre Blake	PHI	2880
Steve Clark	CLB	2880
Brian Rowe	LA	2765

### LONGEST SHUTOUT STREAKS (MINUTES)

PLAYER	MIN	START	END
Luis Robles, NYR	472	5/13/2016	6/22/2016
Matt Lampson, CHI	412	3/11/2016	4/16/2016
Tyler Deric, HOU	382	6/02/2016	current
Alex Bono, TOR	334	7/23/2016	8/06/2016
Chris Seitz, DAL	321	6/19/2016	7/13/2016
Brian Rowe, LA	311	7/04/2016	7/23/2016
Luis Robles, NYR	286	8/21/2016	9/11/2016
Jake Gleeson, POR	284	6/26/2016	7/13/2016
Josh Saunders, NYC	280	6/18/2016	7/10/2016
Tim Howard, COL	273	8/26/2016	9/24/2016

### SAVES PERCENTAGE

PLAYER	TEAM	GP	SAVES	SOG	PCT
Brian Rowe	LA	31	113	148	76.4
Jake Gleeson	POR	28	118	160	73.8
Tim Howard	COL	17	53	72	73.6
Bill Hamid	DC	20	68	93	73.1
David Bingham	SJ	34	106	146	72.6
Matt Lampson	CHI	11	55	76	72.4
Alex Bono	TOR	16	42	60	70.0
Luis Robles	NYR	34	100	143	69.9
Steve Clark	CLB	32	112	161	69.6
Tim Melia	KC	27	66	95	69.5

Minimum: 40 saves

TEAM ATTENDANCE REPORT

	HOME GAMES			ROAD GAMES		
	DATES	TOTAL	AVERAGE	DATES	TOTAL	AVERAGE
Chicago Fire	17	265,234	15,602	17	371,727	21,866
Colorado Rapids	17	276,721	16,278	17	355,003	20,883
Columbus Crew SC	17	291,128	17,125	17	368,412	21,671
FC Dallas	17	239,601	14,094	17	374,942	22,055
D.C. United	17	290,381	17,081	17	344,040	20,238
Houston Dynamo	17	323,361	19,021	17	354,942	20,879
Sporting Kansas City	17	333,155	19,597	17	334,381	19,669
LA Galaxy	17	427,492	25,147	17	443,035	26,061
Montreal Impact	17	351,366	20,669	17	393,386	23,140
New England Revolution	17	343,150	20,185	17	368,684	21,687
New York City FC	17	462,336	27,196	17	388,163	22,833
New York Red Bulls	17	350,535	20,620	17	370,085	21,770
Orlando City SC	17	532,500	31,324	17	351,809	20,695
Philadelphia Union	17	297,825	17,519	17	345,660	20,333
Portland Timbers	17	359,448	21,144	17	355,162	20,892
Real Salt Lake	17	335,909	19,759	17	428,395	25,200
San Jose Earthquakes	17	338,816	19,930	17	362,726	21,337
Seattle Sounders FC	17	724,809	42,636	17	345,010	20,295
Toronto FC	17	451,917	26,583	17	335,664	19,745
Vancouver Whitecaps FC	17	379,603	22,330	17	384,061	22,592
MLS Totals	340	7,375,287	21,692	340	7,375,287	21,692

TEAM TOTALS

TEAM	GP	G	A	SHT	SOG	PG	PA	BK	FC	FS	OFF	CK	C	E
Chicago Fire	34	42	41	394	125	2	2	6	412	398	88	157	42	3
Colorado Rapids	34	39	44	435	151	2	3	5	458	341	74	131	83	2
Columbus Crew SC	34	50	52	463	167	6	7	1	311	376	105	200	33	5
FC Dallas	34	50	41	451	169	5	5	4	443	392	76	162	60	1
D.C. United	34	53	55	472	163	3	4	0	507	419	95	154	65	4
Houston Dynamo	34	39	34	423	138	1	1	1	411	411	39	164	43	4
Sporting Kansas City	34	42	46	477	146	5	5	2	420	415	62	198	60	5
LA Galaxy	34	54	59	358	142	4	6	4	361	394	59	138	52	3
Montreal Impact	34	49	44	440	161	5	6	4	431	425	66	160	68	4
New England Revolution	34	44	45	474	163	3	4	3	426	428	72	174	55	4
New York City FC	34	62	63	463	174	6	7	6	418	393	61	151	67	4
New York Red Bulls	34	61	64	441	174	1	3	0	450	449	78	185	63	4
Orlando City SC	34	55	46	426	143	5	7	5	457	444	48	179	73	4
Philadelphia Union	34	52	43	424	167	6	8	2	389	444	49	183	57	5
Portland Timbers	34	48	32	449	154	7	9	3	439	466	76	162	53	3
Real Salt Lake	34	44	38	420	150	6	9	7	434	450	50	143	64	3
San Jose Earthquakes	34	32	29	408	128	3	5	3	413	482	69	169	52	4
Seattle Sounders FC	34	44	40	432	153	3	4	5	350	441	58	190	47	5
Toronto FC	34	51	55	478	164	4	6	6	359	427	79	198	51	3
Vancouver Whitecaps FC	34	45	25	428	175	7	8	4	479	373	55	159	57	8

TEAM RANKS

TEAM	G	A	SHT	SOG	BLK	FC	FS	OFF	CK	C
Chicago Fire	16	13	19	20	2	14	16	3	15	19
Colorado Rapids	18	10	11	13	5	3	20	8	20	1
Columbus Crew SC	8	6	5	5	17	20	18	1	1	20
FC Dallas	8	13	7	4	8	6	17	6	11	8
D.C. United	5	4	4	8	19	1	10	2	16	5
Houston Dynamo	18	17	16	18	17	15	13	20	10	18
Sporting Kansas City	16	7	2	15	15	11	11	12	2	8
LA Galaxy	4	3	20	17	8	17	14	14	19	14
Montreal Impact	10	10	10	10	8	9	9	11	13	3
New England Revolution	13	9	3	8	12	10	12	9	8	12
New York City FC	1	1	5	2	2	12	15	13	17	4
New York Red Bulls	2	2	9	2	19	5	4	5	5	7
Orlando City SC	3	7	14	16	5	4	6	19	7	2
Philadelphia Union	6	12	15	5	15	16	5	18	6	10
Portland Timbers	11	18	8	11	12	7	2	6	11	13
Real Salt Lake	13	16	17	14	1	8	3	17	18	6
San Jose Earthquakes	20	19	18	19	12	13	1	10	9	14
Seattle Sounders FC	13	15	12	12	5	19	6	15	4	17
Toronto FC	7	4	1	7	2	18	8	4	2	16
Vancouver Whitecaps FC	12	20	13	1	8	2	19	16	14	10

TEAM vs TEAM RECORDS

TEAM	vs CHI	vs COL	vs CLB	vs DAL	vs DC	vs HOU	vs KC	vs LA	vs MTL	vs NE	vs NYC	vs NYR	vs ORL	vs PHI	vs POR	vs RSL	vs SJ	vs SEA	vs TOR	vs VAN
Chicago Fire	---	0-1-0	0-1-2	0-1-0	0-1-2	1-0-0	0-0-1	1-1-0	1-2-0	0-2-1	0-0-2	0-1-1	0-0-2	2-1-0	0-0-1	1-0-0	0-1-0	0-1-0	0-3-0	0-1-0
Colorado Rapids	1-0-0	---	0-0-1	1-0-1	0-0-1	1-0-1	3-0-0	1-0-2	0-0-1	0-1-0	0-1-0	1-0-0	0-0-1	1-1-1	1-2-0	1-1-1	1-2-0	1-1-1	2-0-0	1-0-0
Columbus Crew SC	1-0-2	0-0-1	---	0-0-1	0-1-1	1-0-0	0-1-0	0-1-2	2-1-0	1-1-1	0-1-1	1-0-1	0-3-0	0-1-0	1-0-0	1-0-0	0-1-0	0-1-0	0-1-2	0-1-0
FC Dallas	1-0-0	0-1-1	0-0-1	---	1-0-0	1-1-1	1-0-1	1-0-0	1-0-0	0-0-1	0-1-0	1-0-0	1-0-0	1-0-0	3-0-0	1-1-1	1-0-2	2-1-0	0-1-0	1-1-0
D.C. United	1-0-2	0-0-1	1-0-1	0-1-0	---	0-0-1	1-0-0	0-0-2	2-0-1	1-2-0	1-0-2	1-0-2	1-0-0	0-2-1	1-0-0	0-0-1	0-0-1	0-1-0	1-2-0	1-0-0
Houston Dynamo	0-1-0	0-1-1	0-1-0	1-1-1	0-0-1	---	1-0-1	0-3-0	0-1-0	0-0-1	0-1-0	0-1-0	0-0-1	1-0-0	1-1-0	2-1-0	1-1-1	0-0-3	0-0-1	0-1-2
Sporting Kansas City	0-1-0	0-3-0	1-0-0	1-1-1	0-1-0	0-1-1	---	0-0-3	0-0-1	0-1-0	1-0-0	1-0-0	0-0-1	1-1-0	0-2-1	2-1-0	2-0-0	2-0-0	1-0-0	2-0-1
LA Galaxy	0-0-1	0-1-2	1-0-0	0-1-1	1-0-0	3-0-0	0-0-3	---	0-1-0	1-0-0	0-1-0	0-0-1	1-0-0	0-0-1	1-0-1	1-0-1	1-0-1	1-0-2	1-1-1	0-1-0
Montreal Impact	1-1-0	0-0-1	1-0-2	0-1-0	0-0-2	1-0-0	0-0-1	1-0-0	---	1-2-0	0-1-1	1-2-0	1-0-2	1-0-2	0-0-1	1-0-0	0-1-0	0-1-0	1-1-1	1-0-0
New England Revolution	2-1-0	1-0-0	1-2-0	0-1-0	0-2-1	0-0-1	1-0-0	0-1-0	2-1-0	---	1-1-1	1-1-0	0-1-2	0-2-0	0-0-1	0-0-1	0-0-1	1-0-0	0-1-1	1-0-0
New York City FC	2-0-1	1-0-0	1-1-1	0-0-1	2-1-0	1-0-0	0-1-0	1-0-0	1-0-1	1-1-1	---	1-2-0	0-2-1	1-1-0	1-0-0	0-1-0	0-0-1	1-0-0	0-0-2	1-0-0
New York Red Bulls	1-0-1	0-1-0	1-0-1	1-0-0	0-1-2	1-0-0	0-1-0	0-0-1	2-1-0	1-1-0	---	2-0-1	2-0-1	0-0-1	0-1-0	0-1-0	1-0-0	1-1-1	1-0-0	1-0-0
Orlando City SC	0-0-2	0-0-1	0-1-1	0-1-0	1-1-0	0-0-1	0-1-0	0-1-0	2-1-0	1-0-2	2-0-1	0-2-1	---	1-1-1	1-0-0	0-0-1	0-0-1	0-1-0	1-1-1	0-0-1
Philadelphia Union	1-2-0	0-0-1	3-0-0	0-1-0	2-0-1	0-1-0	1-0-0	0-0-1	0-1-2	2-0-0	1-1-0	0-2-1	1-1-1	---	0-1-0	0-1-0	0-0-1	0-1-0	0-1-1	0-1-0
Portland Timbers	0-0-1	1-1-1	1-0-0	0-3-0	0-1-0	1-1-0	1-1-0	0-1-1	0-0-1	0-0-1	0-1-0	0-0-1	1-0-0	---	1-0-2	2-1-0	2-1-0	1-0-0	1-2-0	1-0-0
Real Salt Lake	1-0-0	2-1-0	0-1-0	1-1-1	0-0-1	1-2-0	2-0-1	0-1-1	0-0-1	0-0-1	1-0-0	1-0-0	0-0-1	1-0-0	0-1-2	---	0-1-1	1-2-0	0-1-0	1-1-0
San Jose Earthquakes	0-1-0	1-1-1	0-1-0	0-1-2	0-0-1	1-1-1	1-2-0	0-1-2	0-1-0	0-0-1	0-0-1	1-0-0	0-0-1	1-2-0	1-0-1	---	0-1-1	1-0-0	1-0-1	1-0-1
Seattle Sounders FC	1-0-0	0-2-0	1-0-0	1-2-0	1-0-0	0-0-3	0-2-0	1-1-1	1-0-0	0-1-0	0-1-0	1-0-0	1-0-0	1-0-0	2-1-0	2-1-0	1-0-1	---	0-0-1	2-1-0
Toronto FC	3-0-0	0-1-0	1-0-2	1-0-0	2-1-0	0-0-1	0-1-0	1-0-0	1-1-1	1-0-1	0-0-2	1-1-1	1-1-1	1-0-1	0-1-0	1-0-0	0-1-0	0-0-1	---	0-1-0
Vancouver Whitecaps FC	1-0-0	0-1-2	1-0-0	1-1-0	0-1-0	1-0-2	0-2-1	0-1-2	0-1-0	0-1-0	0-0-1	0-1-0	0-0-1	1-0-0	0-0-1	1-1-0	0-1-1	1-2-0	1-0-0	---

TEAM vs TEAM AGGREGATE GOALS

TEAM	vs CHI	vs COL	vs CLB	vs DAL	vs DC	vs HOU	vs KC	vs LA	vs MTL	vs NE	vs NYC	vs NYR	vs ORL	vs PHI	vs POR	vs RSL	vs SJ	vs SEA	vs TOR	vs VAN
Chicago Fire	---	1-2	2-5	1-3	5-9	1-0	1-0	2-2	4-2	2-4	4-8	2-3	3-3	7-4	1-1	1-3	1-0	0-1	3-6	1-2
Colorado Rapids	2-1	---	1-1	2-1	1-1	4-3	4-1	2-1	2-2	0-2	1-5	2-1	0-0	1-1	1-1	2-3	2-2	4-1	1-0	7-5
Columbus Crew SC	5-2	1-1	---	1-1	1-4	1-0	2-3	1-2	4-6	5-3	7-9	3-4	6-3	4-7	1-2	4-3	2-0	0-1	1-4	1-3
FC Dallas	3-1	1-2	1-1	---	3-0	4-7	4-5	1-0	2-0	4-2	2-2	0-4	4-0	2-0	8-3	2-1	3-2	4-6	0-1	2-3
D.C. United	9-5	1-1	4-1	0-3	---	0-0	1-0	1-4	2-2	5-0	5-6	6-4	6-5	2-6	2-0	1-1	1-1	0-2	3-6	4-0
Houston Dynamo	0-1	3-4	0-1	7-4	0-0	---	5-3	1-6	0-1	3-3	0-2	3-4	0-0	1-0	5-4	3-2	4-5	2-2	1-1	1-2
Sporting Kansas City	0-1	1-4	3-2	5-4	0-1	3-5	---	3-3	2-2	1-3	3-1	2-0	2-1	0-2	1-3	2-5	4-2	4-0	1-0	5-2
LA Galaxy	2-2	1-2	2-1	0-1	4-1	6-1	3-3	---	2-3	4-2	0-1	2-2	4-2	2-2	3-2	8-5	5-3	4-5	0-1	2-0
Montreal Impact	2-4	2-2	6-4	0-2	2-2	1-0	2-2	3-2	---	4-8	2-4	4-4	3-6	7-3	1-1	1-1	3-1	0-1	3-4	3-2
New England Revolution	4-2	2-0	3-5	2-4	0-5	3-3	3-1	2-4	8-4	---	4-3	1-1	5-7	0-7	1-1	0-0	0-0	2-1	2-5	2-1
New York City FC	8-4	5-1	9-7	2-2	6-5	2-0	1-3	1-0	4-2	3-4	---	3-11	3-5	3-4	2-1	2-3	0-0	2-0	3-3	3-2
New York Red Bulls	3-2	1-2	4-3	4-0	4-6	4-3	0-2	2-2	4-4	1-1	11-3	---	6-3	7-4	0-0	1-2	0-2	2-0	6-5	1-0
Orlando City SC	3-3	0-0	3-6	0-4	5-6	0-0	1-2	2-4	6-3	7-5	5-3	3-6	---	5-4	4-1	2-2	2-2	1-3	4-4	2-2
Philadelphia Union	4-7	1-1	7-4	0-2	6-2	0-1	2-0	2-2	3-7	7-0	4-3	4-7	4-5	---	1-2	1-1	1-2	2-4	2-3	2-3
Portland Timbers	1-1	1-1	2-1	3-8	0-2	4-5	3-1	2-3	1-1	1-1	1-2	0-0	1-4	2-1	---	5-4	5-3	8-6	2-1	6-8
Real Salt Lake	3-1	3-2	3-4	1-2	1-1	2-3	5-2	5-8	1-1	0-0	3-2	2-1	2-2	2-1	4-5	---	2-3	4-5	0-1	1-2
San Jose Earthquakes	0-1	2-2	0-2	2-3	1-1	5-4	2-4	3-5	1-3	0-0	0-0	2-0	2-2	1-1	3-5	3-2	---	1-3	2-1	2-1
Seattle Sounders FC	1-0	1-4	1-0	6-4	2-0	2-2	0-4	5-4	1-0	1-2	0-2	0-2	3-1	2-1	6-8	5-4	3-1	---	1-1	4-3
Toronto FC	6-3	0-1	4-1	1-0	6-3	1-1	0-1	1-0	4-3	5-2	3-3	5-6	4-4	4-2	1-2	1-0	1-2	1-1	---	3-4
Vancouver Whitecaps FC	2-1	5-7	3-1	3-2	0-4	2-1	2-5	0-2	2-3	1-2	2-3	0-1	2-2	3-2	8-6	2-1	1-2	3-4	4-3	---

TEAM GOALS SCORED INTERVALS

TEAM	GP	G	1-15	16-30	31-45	46-60	61-75	76-90	OT
New York City FC	34	62	11	6	12	9	8	16	0
New York Red Bulls	34	61	4	11	11	18	11	6	0
Orlando City SC	34	55	11	3	6	7	11	17	0
LA Galaxy	34	54	10	5	9	7	9	14	0
D.C. United	34	53	2	10	13	5	5	18	0
Philadelphia Union	34	52	7	8	8	11	9	9	0
Toronto FC	34	51	4	9	12	6	6	14	0
FC Dallas	34	50	6	9	6	11	5	13	0
Columbus Crew SC	34	50	8	8	6	9	7	12	0
Montreal Impact	34	49	5	8	6	14	2	14	0
Portland Timbers	34	48	5	8	6	7	8	14	0
Vancouver Whitecaps FC	34	45	7	4	10	6	9	9	0
New England Revolution	34	44	8	8	7	7	6	8	0
Seattle Sounders FC	34	44	4	6	7	6	8	13	0
Real Salt Lake	34	44	3	6	5	9	13	8	0
Chicago Fire	34	42	6	8	8	7	5	8	0
Sporting Kansas City	34	42	4	9	5	9	7	8	0
Houston Dynamo	34	39	5	9	10	5	4	6	0
Colorado Rapids	34	39	3	3	5	11	6	11	0
San Jose Earthquakes	34	32	4	3	4	9	4	8	0

TEAM GOALS ALLOWED INTERVALS

TEAM	GP	G	1-15	16-30	31-45	46-60	61-75	76-90	OT
Colorado Rapids	34	32	3	3	4	7	5	10	0
LA Galaxy	34	39	4	4	5	6	10	10	0
Toronto FC	34	39	6	14	2	6	7	4	0
FC Dallas	34	40	7	9	6	4	7	7	0
San Jose Earthquakes	34	40	3	4	9	5	7	12	0
Sporting Kansas City	34	41	4	6	8	3	8	12	0
Seattle Sounders FC	34	43	5	10	7	4	6	11	0
New York Red Bulls	34	44	3	4	8	5	11	13	0
Houston Dynamo	34	45	6	7	1	11	8	12	0
Real Salt Lake	34	46	7	8	10	7	6	8	0
D.C. United	34	47	3	7	9	9	6	13	0
Vancouver Whitecaps FC	34	52	8	4	11	13	6	10	0
Montreal Impact	34	53	6	8	11	12	5	11	0
Portland Timbers	34	53	8	9	7	14	7	8	0
New England Revolution	34	54	8	7	9	13	3	14	0
Philadelphia Union	34	55	5	10	7	11	8	14	0
New York City FC	34	57	5	8	13	13	7	11	0
Chicago Fire	34	58	11	9	12	9	6	11	0
Columbus Crew SC	34	58	5	4	4	13	10	22	0
Orlando City SC	34	60	10	6	13	8	10	13	0

GOAL-SCORING TOTALS

TEAM	OVERALL	GOALS FOR		GOALS AGAINST	
	RECORD	TOTAL	AVG	TOTAL	AVG
New York City FC	15-10-9	62	1.82	57	1.68 (17th)
New York Red Bulls	16-9-9	61	1.79	44	1.29 (8th)
Orlando City SC	9-11-14	55	1.62	60	1.76 (20th)
LA Galaxy	12-6-16	54	1.59	39	1.15 (2d)
D.C. United	11-10-13	53	1.56	47	1.38 (11th)
Philadelphia Union	11-14-9	52	1.53	55	1.62 (16th)
Toronto FC	14-9-11	51	1.50	39	1.15 (2d)
Columbus Crew SC	8-14-12	50	1.47	58	1.71 (18th)
FC Dallas	17-8-9	50	1.47	40	1.18 (4th)
Montreal Impact	11-11-12	49	1.44	53	1.56 (13th)
Portland Timbers	12-14-8	48	1.41	53	1.56 (13th)
Vancouver Whitecaps FC	10-15-9	45	1.32	52	1.53 (12th)
New England Revolution	11-14-9	44	1.29	54	1.59 (15th)
Real Salt Lake	12-12-10	44	1.29	46	1.35 (10th)
Seattle Sounders FC	14-14-6	44	1.29	43	1.26 (7th)
Chicago Fire	7-17-10	42	1.24	58	1.71 (18th)
Sporting Kansas City	13-13-8	42	1.24	41	1.21 (6th)
Colorado Rapids	15-6-13	39	1.15	32	0.94 (1st)
Houston Dynamo	7-14-13	39	1.15	45	1.32 (9th)
San Jose Earthquakes	8-12-14	32	0.94	40	1.18 (4th)
		956	2.81 goals per game		

RECORD IN ONE-GOAL GAMES

TEAM	-REGULATION-OT-				--- SHOOTOUT ---				---- BOTH -----			
	W	L	T	PCT	W	L	T	PCT	W	L	T	PCT
Colorado Rapids	13	4	0	.765	0	0	0	---	13	4	0	.765
New York Red Bulls	8	3	0	.727	0	0	0	---	8	3	0	.727
Montreal Impact	7	3	0	.700	0	0	0	---	7	3	0	.700
New York City FC	7	4	0	.636	0	0	0	---	7	4	0	.636
FC Dallas	5	3	0	.625	0	0	0	---	5	3	0	.625
Seattle Sounders FC	8	7	0	.533	0	0	0	---	8	7	0	.533
Real Salt Lake	10	9	0	.526	0	0	0	---	10	9	0	.526
San Jose Earthquakes	6	6	0	.500	0	0	0	---	6	6	0	.500
Toronto FC	8	8	0	.500	0	0	0	---	8	8	0	.500
New England Revolution	4	4	0	.500	0	0	0	---	4	4	0	.500
LA Galaxy	5	5	0	.500	0	0	0	---	5	5	0	.500
Portland Timbers	7	7	0	.500	0	0	0	---	7	7	0	.500
Sporting Kansas City	7	8	0	.467	0	0	0	---	7	8	0	.467
Orlando City SC	4	5	0	.444	0	0	0	---	4	5	0	.444
Philadelphia Union	6	8	0	.429	0	0	0	---	6	8	0	.429
D.C. United	2	3	0	.400	0	0	0	---	2	3	0	.400
Vancouver Whitecaps FC	6	9	0	.400	0	0	0	---	6	9	0	.400
Chicago Fire	5	11	0	.313	0	0	0	---	5	11	0	.313
Houston Dynamo	4	10	0	.286	0	0	0	---	4	10	0	.286
Columbus Crew SC	3	8	0	.273	0	0	0	---	3	8	0	.273

CONSECUTIVE MINUTES WITHOUT SCORING A GOAL

TEAM	MIN	START	END
Vancouver Whitecaps FC	407	7/16/2016	8/12/2016
New England Revolution	374	8/06/2016	9/03/2016
Vancouver Whitecaps FC	372	3/26/2016	4/23/2016
LA Galaxy	371	5/28/2016	6/25/2016
FC Dallas	347	4/17/2016	5/11/2016
New York Red Bulls	337	3/19/2016	4/16/2016
Houston Dynamo	315	7/08/2016	7/31/2016
Sporting Kansas City	314	5/01/2016	5/15/2016
Real Salt Lake	310	9/10/2016	10/01/2016
Toronto FC	304	5/18/2016	6/18/2016

CONSECUTIVE MINUTES WITHOUT ALLOWING A GOAL

TEAM	MIN	START	END
New York Red Bulls	472	5/13/2016	6/22/2016
Chicago Fire	412	3/11/2016	4/16/2016
Toronto FC	334	7/23/2016	8/06/2016
FC Dallas	321	6/19/2016	7/13/2016
LA Galaxy	311	7/04/2016	7/23/2016
New York Red Bulls	286	8/21/2016	9/11/2016
Portland Timbers	284	6/26/2016	7/13/2016
New York City FC	280	6/18/2016	7/10/2016
New England Revolution	274	7/09/2016	7/31/2016
Toronto FC	273	4/09/2016	5/01/2016

### HOME RECORDS

TEAM	W	L	T	PCT
New York Red Bulls	13	2	2	.824
FC Dallas	12	1	4	.824
Colorado Rapids	11	0	6	.824
Portland Timbers	12	3	2	.765
LA Galaxy	8	1	8	.706
Real Salt Lake	8	1	8	.706
Sporting Kansas City	10	4	3	.676
New England Revolution	9	4	4	.647
New York City FC	8	3	6	.647
Toronto FC	8	3	6	.647
Seattle Sounders FC	10	5	2	.647
D.C. United	9	4	4	.647
San Jose Earthquakes	7	3	7	.618
Columbus Crew SC	6	3	8	.588
Philadelphia Union	8	5	4	.588
Chicago Fire	6	3	8	.588
Orlando City SC	6	4	7	.559
Montreal Impact	7	5	5	.559
Vancouver Whitecaps FC	6	5	6	.529
Houston Dynamo	5	5	7	.500

### HOME GOAL-SCORING TOTALS

TEAM	W	L	T	GF	AVG	GA	AVG
New York Red Bulls	13	2	2	36	2.12	17	1.00
New York City FC	8	3	6	35	2.06	28	1.65
Portland Timbers	12	3	2	35	2.06	21	1.24
D.C. United	9	4	4	35	2.06	18	1.06
FC Dallas	12	1	4	33	1.94	12	0.71
LA Galaxy	8	1	8	32	1.88	18	1.06
Orlando City SC	6	4	7	31	1.82	28	1.65
Montreal Impact	7	5	5	31	1.82	29	1.71
Columbus Crew SC	6	3	8	31	1.82	25	1.47
Philadelphia Union	8	5	4	30	1.76	24	1.41
Sporting Kansas City	10	4	3	30	1.76	19	1.12
Vancouver Whitecaps FC	6	5	6	28	1.65	22	1.29
Toronto FC	8	3	6	28	1.65	17	1.00
Chicago Fire	6	3	8	26	1.53	21	1.24
New England Revolution	9	4	4	26	1.53	19	1.12
Houston Dynamo	5	5	7	23	1.35	21	1.24
Seattle Sounders FC	10	5	2	22	1.29	12	0.71
Real Salt Lake	8	1	8	22	1.29	14	0.82
Colorado Rapids	11	0	6	20	1.18	7	0.41
San Jose Earthquakes	7	3	7	18	1.06	12	0.71

### FIRST-HALF GOAL-SCORING TOTALS

TEAM	W	L	T	GF	AVG	GA	AVG
New York City FC	15	10	9	29	0.85	26	0.76
New York Red Bulls	16	9	9	26	0.76	15	0.44
Toronto FC	14	9	11	25	0.74	22	0.65
D.C. United	11	10	13	25	0.74	19	0.56
LA Galaxy	12	6	16	24	0.71	13	0.38
Houston Dynamo	7	14	13	24	0.71	14	0.41
New England Revolution	11	14	9	23	0.68	24	0.71
Philadelphia Union	11	14	9	23	0.68	22	0.65
Columbus Crew SC	8	14	12	22	0.65	13	0.38
Chicago Fire	7	17	10	22	0.65	32	0.94
Vancouver Whitecaps FC	10	15	9	21	0.62	23	0.68
FC Dallas	17	8	9	21	0.62	22	0.65
Orlando City SC	9	11	14	20	0.59	29	0.85
Montreal Impact	11	11	12	19	0.56	25	0.74
Portland Timbers	12	14	8	19	0.56	24	0.71
Sporting Kansas City	13	13	8	18	0.53	18	0.53
Seattle Sounders FC	14	14	6	17	0.50	22	0.65
Real Salt Lake	12	12	10	14	0.41	25	0.74
San Jose Earthquakes	8	12	14	11	0.32	16	0.47
Colorado Rapids	15	6	13	11	0.32	10	0.29

### TEAM TOTAL SHOTS

TEAM	W	L	T	1st	2nd/OT	TOT
Toronto FC	14	9	11	205	273	478
Sporting Kansas City	13	13	8	224	253	477
New England Revolution	11	14	9	195	279	474
D.C. United	11	10	13	213	259	472
Columbus Crew SC	8	14	12	217	246	463
New York City FC	15	10	9	210	253	463
FC Dallas	17	8	9	207	244	451
Portland Timbers	12	14	8	221	228	449
New York Red Bulls	16	9	9	212	229	441
Montreal Impact	11	11	12	200	240	440
Colorado Rapids	15	6	13	178	257	435
Seattle Sounders FC	14	14	6	202	230	432
Vancouver Whitecaps FC	10	15	9	191	237	428
Orlando City SC	9	11	14	165	261	426
Philadelphia Union	11	14	9	171	253	424
Houston Dynamo	7	14	13	179	244	423
Real Salt Lake	12	12	10	168	252	420
San Jose Earthquakes	8	12	14	197	211	408
Chicago Fire	7	17	10	172	222	394
LA Galaxy	12	6	16	183	175	358

### ROAD RECORDS

TEAM	W	L	T	PCT
New York City FC	7	7	3	.500
Toronto FC	6	6	5	.500
LA Galaxy	4	5	8	.471
Montreal Impact	4	6	7	.441
FC Dallas	5	7	5	.441
Colorado Rapids	4	6	7	.441
D.C. United	2	6	9	.382
Orlando City SC	3	7	7	.382
New York Red Bulls	3	7	7	.382
Seattle Sounders FC	4	9	4	.353
Vancouver Whitecaps FC	4	10	3	.324
Sporting Kansas City	3	9	5	.324
Philadelphia Union	3	9	5	.324
Real Salt Lake	4	11	2	.294
Houston Dynamo	2	9	6	.294
New England Revolution	2	10	5	.265
San Jose Earthquakes	1	9	7	.265
Columbus Crew SC	2	11	4	.235
Portland Timbers	0	11	6	.176
Chicago Fire	1	14	2	.118

### ROAD GOAL-SCORING TOTALS

TEAM	W	L	T	GF	AVG	GA	AVG
New York City FC	7	7	3	27	1.59	29	1.71
New York Red Bulls	3	7	7	25	1.47	27	1.59
Orlando City SC	3	7	7	24	1.41	32	1.88
Toronto FC	6	6	5	23	1.35	22	1.29
Seattle Sounders FC	4	9	4	22	1.29	31	1.82
LA Galaxy	4	5	8	22	1.29	21	1.24
Philadelphia Union	3	9	5	22	1.29	31	1.82
Real Salt Lake	4	11	2	22	1.29	32	1.88
Columbus Crew SC	2	11	4	19	1.12	33	1.94
Colorado Rapids	4	6	7	19	1.12	25	1.47
D.C. United	2	6	9	18	1.06	29	1.71
New England Revolution	2	10	5	18	1.06	35	2.06
Montreal Impact	4	6	7	18	1.06	24	1.41
Vancouver Whitecaps FC	4	10	3	17	1.00	30	1.76
FC Dallas	5	7	5	17	1.00	28	1.65
Houston Dynamo	2	9	6	16	0.94	24	1.41
Chicago Fire	1	14	2	16	0.94	37	2.18
San Jose Earthquakes	1	9	7	14	0.82	28	1.65
Portland Timbers	0	11	6	13	0.76	32	1.88
Sporting Kansas City	3	9	5	12	0.71	22	1.29

### SECOND-HALF GOAL-SCORING TOTALS

TEAM	W	L	T	GF	AVG	GA	AVG
Orlando City SC	9	11	14	35	1.03	31	0.91
New York Red Bulls	16	9	9	35	1.03	29	0.85
New York City FC	15	10	9	33	0.97	31	0.91
Montreal Impact	11	11	12	30	0.88	28	0.82
LA Galaxy	12	6	16	30	0.88	26	0.76
Real Salt Lake	12	12	10	30	0.88	21	0.62
Philadelphia Union	11	14	9	29	0.85	33	0.97
FC Dallas	17	8	9	29	0.85	18	0.53
Portland Timbers	12	14	8	29	0.85	29	0.85
Colorado Rapids	15	6	13	28	0.82	22	0.65
Columbus Crew SC	8	14	12	28	0.82	45	1.32
D.C. United	11	10	13	28	0.82	28	0.82
Seattle Sounders FC	14	14	6	27	0.79	21	0.62
Toronto FC	14	9	11	26	0.76	17	0.50
Vancouver Whitecaps FC	10	15	9	24	0.71	29	0.85
Sporting Kansas City	13	13	8	24	0.71	23	0.68
New England Revolution	11	14	9	21	0.62	30	0.88
San Jose Earthquakes	8	12	14	21	0.62	24	0.71
Chicago Fire	7	17	10	20	0.59	26	0.76
Houston Dynamo	7	14	13	15	0.44	31	0.91

### TEAM TOTAL SHOTS AGAINST

TEAM	W	L	T	1st	2nd/OT	TOT
Sporting Kansas City	13	13	8	144	178	322
FC Dallas	17	8	9	161	169	330
Toronto FC	14	9	11	190	193	383
New York Red Bulls	16	9	9	143	255	398
San Jose Earthquakes	8	12	14	177	233	410
Colorado Rapids	15	6	13	174	244	418
Columbus Crew SC	8	14	12	183	244	427
Real Salt Lake	12	12	10	207	220	427
Seattle Sounders FC	14	14	6	217	213	430
Philadelphia Union	11	14	9	192	251	443
Houston Dynamo	7	14	13	185	259	444
New England Revolution	11	14	9	206	241	447
D.C. United	11	10	13	178	274	452
New York City FC	15	10	9	220	235	455
Montreal Impact	11	11	12	182	281	463
Orlando City SC	9	11	14	216	260	476
Portland Timbers	12	14	8	209	282	491
Chicago Fire	7	17	10	229	275	504
Vancouver Whitecaps FC	10	15	9	263	250	513
LA Galaxy	12	6	16	234	289	523

## RECORD WHEN SCORING FIRST GOAL

TEAM	W	L	T	PCT
FC Dallas	13	0	2	.933
Toronto FC	13	1	1	.900
San Jose Earthquakes	8	0	3	.864
Sporting Kansas City	11	1	2	.857
Colorado Rapids	15	1	5	.833
New York City FC	13	1	7	.786
New York Red Bulls	13	1	8	.773
New England Revolution	10	2	3	.767
Seattle Sounders FC	11	3	1	.767
Portland Timbers	11	2	4	.765
D.C. United	10	2	5	.735
Vancouver Whitecaps FC	7	2	2	.727
LA Galaxy	8	2	5	.700
Philadelphia Union	9	3	5	.676
Real Salt Lake	6	2	4	.667
Chicago Fire	7	3	2	.667
Montreal Impact	8	3	5	.656
Columbus Crew SC	7	3	7	.618
Houston Dynamo	7	4	6	.588
Orlando City SC	6	4	4	.571

## RECORD WHEN LEADING AT THE HALF

TEAM	W	L	T	PCT
Toronto FC	10	0	0	1.000
FC Dallas	9	0	1	.950
Sporting Kansas City	7	0	1	.938
Vancouver Whitecaps FC	8	0	2	.900
New York City FC	11	0	3	.893
LA Galaxy	7	0	2	.889
Colorado Rapids	7	0	2	.889
Seattle Sounders FC	7	1	0	.875
Orlando City SC	6	1	1	.813
Real Salt Lake	3	0	2	.800
San Jose Earthquakes	3	0	2	.800
Philadelphia Union	6	1	3	.750
New York Red Bulls	8	1	5	.750
New England Revolution	7	2	1	.750
Portland Timbers	7	2	1	.750
D.C. United	8	2	3	.731
Columbus Crew SC	7	1	5	.731
Montreal Impact	3	0	4	.714
Chicago Fire	4	1	4	.667
Houston Dynamo	5	3	4	.583

## RECORD WHEN ALLOWING FIRST GOAL

TEAM	W	L	T	PCT
LA Galaxy	4	4	6	.500
Real Salt Lake	6	10	3	.395
Orlando City SC	3	7	7	.382
FC Dallas	4	8	4	.375
Montreal Impact	3	8	6	.353
Toronto FC	1	8	8	.294
Seattle Sounders FC	3	11	4	.278
New York Red Bulls	3	8	0	.273
D.C. United	1	8	6	.267
Vancouver Whitecaps FC	3	13	3	.237
Philadelphia Union	2	11	4	.235
Colorado Rapids	0	5	4	.222
Sporting Kansas City	2	12	4	.222
New York City FC	2	9	0	.182
San Jose Earthquakes	0	12	6	.167
New England Revolution	1	12	3	.156
Chicago Fire	0	14	6	.150
Columbus Crew SC	1	11	2	.143
Portland Timbers	1	12	2	.133
Houston Dynamo	0	10	3	.115

## RECORD WHEN TRAILING AT THE HALF

TEAM	W	L	T	PCT
LA Galaxy	1	2	1	.375
FC Dallas	3	6	2	.364
New York Red Bulls	2	5	1	.313
Montreal Impact	2	7	4	.308
Colorado Rapids	0	3	4	.286
Real Salt Lake	2	8	4	.286
Toronto FC	0	4	5	.278
Orlando City SC	1	7	5	.269
Sporting Kansas City	1	6	2	.222
D.C. United	0	5	4	.222
Vancouver Whitecaps FC	1	9	2	.167
Houston Dynamo	0	4	2	.167
San Jose Earthquakes	0	7	3	.150
Portland Timbers	1	9	1	.136
New York City FC	1	8	0	.111
Seattle Sounders FC	0	10	2	.083
Columbus Crew SC	0	5	1	.083
Chicago Fire	0	12	2	.071
Philadelphia Union	0	8	1	.056
New England Revolution	0	8	0	.000

TEAM WINNING STREAK LEADERS

TEAM	#	START	STOP
Colorado Rapids	3	04/13/2016	04/23/2016
Colorado Rapids	2	05/07/2016	05/11/2016
Colorado Rapids	3	10/01/2016	10/13/2016
Columbus Crew SC	2	04/16/2016	04/23/2016
Columbus Crew SC	2	09/17/2016	09/25/2016
FC Dallas	2	03/19/2016	03/26/2016
FC Dallas	2	04/13/2016	04/17/2016
FC Dallas	3	05/11/2016	05/21/2016
FC Dallas	3	06/25/2016	07/08/2016
FC Dallas	2	08/27/2016	09/03/2016
FC Dallas	2	10/01/2016	10/16/2016
D.C. United	4	09/24/2016	10/16/2016
Houston Dynamo	2	09/17/2016	09/24/2016
Sporting Kansas City	3	03/06/2016	03/20/2016
Sporting Kansas City	2	07/03/2016	07/10/2016
Sporting Kansas City	2	07/24/2016	07/31/2016
LA Galaxy	2	04/15/2016	04/23/2016
LA Galaxy	4	07/04/2016	07/23/2016
Montreal Impact	2	03/06/2016	03/12/2016
Montreal Impact	2	04/09/2016	04/16/2016
Montreal Impact	2	09/28/2016	10/02/2016
New England Revolution	2	05/28/2016	06/18/2016
New England Revolution	3	09/03/2016	09/17/2016
New York City FC	3	04/30/2016	05/15/2016
New York City FC	4	06/18/2016	07/06/2016
New York City FC	2	09/23/2016	09/30/2016
New York Red Bulls	2	04/24/2016	04/29/2016
New York Red Bulls	4	05/18/2016	06/19/2016
New York Red Bulls	2	08/28/2016	09/03/2016
New York Red Bulls	4	09/24/2016	
Orlando City SC	2	03/18/2016	04/03/2016
Orlando City SC	2	08/28/2016	09/07/2016
Orlando City SC	2	10/16/2016	
Philadelphia Union	2	03/12/2016	03/20/2016
Philadelphia Union	2	08/24/2016	08/27/2016
Portland Timbers	2	09/10/2016	09/17/2016
Real Salt Lake	3	04/02/2016	04/16/2016
Real Salt Lake	2	08/20/2016	08/26/2016
San Jose Earthquakes	2	03/06/2016	03/13/2016
Seattle Sounders FC	2	04/30/2016	05/07/2016
Seattle Sounders FC	3	08/07/2016	08/21/2016
Seattle Sounders FC	4	09/17/2016	10/02/2016
Toronto FC	2	04/16/2016	04/23/2016
Toronto FC	4	07/23/2016	08/06/2016
Toronto FC	2	08/20/2016	08/24/2016
Vancouver Whitecaps FC	2	03/19/2016	03/26/2016
Vancouver Whitecaps FC	3	05/07/2016	05/14/2016

TEAM UNDEFEATED STREAK LEADERS

TEAM	#	START	STOP
Chicago Fire	4	03/11/2016	04/10/2016
Chicago Fire	2	05/21/2016	05/28/2016
Chicago Fire	3	08/14/2016	08/24/2016
Chicago Fire	2	10/13/2016	10/16/2016
Colorado Rapids	3	03/12/2016	04/02/2016
Colorado Rapids	15	04/13/2016	07/23/2016
Colorado Rapids	3	08/06/2016	08/20/2016
Colorado Rapids	6	09/10/2016	10/13/2016
Columbus Crew SC	2	03/19/2016	04/02/2016
Columbus Crew SC	2	04/16/2016	04/23/2016
Columbus Crew SC	4	05/07/2016	05/28/2016
Columbus Crew SC	2	06/18/2016	06/25/2016
Columbus Crew SC	3	07/13/2016	07/23/2016
Columbus Crew SC	2	08/13/2016	08/20/2016
Columbus Crew SC	2	09/17/2016	09/25/2016
Columbus Crew SC	2	10/01/2016	10/13/2016
FC Dallas	6	03/19/2016	04/17/2016
FC Dallas	5	05/11/2016	06/02/2016
FC Dallas	3	06/25/2016	07/08/2016
FC Dallas	4	07/16/2016	08/13/2016
FC Dallas	2	08/27/2016	09/03/2016
FC Dallas	5	09/17/2016	
D.C. United	2	03/12/2016	03/20/2016
D.C. United	2	04/02/2016	04/09/2016
D.C. United	2	04/23/2016	04/30/2016
D.C. United	3	06/18/2016	07/01/2016
D.C. United	6	07/31/2016	08/27/2016
D.C. United	6	09/11/2016	10/16/2016
Houston Dynamo	2	03/06/2016	03/12/2016
Houston Dynamo	3	05/28/2016	06/18/2016
Houston Dynamo	2	07/02/2016	07/08/2016
Houston Dynamo	2	07/23/2016	07/31/2016
Houston Dynamo	3	08/14/2016	08/24/2016
Houston Dynamo	3	09/09/2016	09/24/2016
Sporting Kansas City	3	03/06/2016	03/20/2016
Sporting Kansas City	2	04/27/2016	05/01/2016
Sporting Kansas City	5	06/02/2016	07/10/2016
Sporting Kansas City	2	07/24/2016	07/31/2016
Sporting Kansas City	2	08/13/2016	08/20/2016
Sporting Kansas City	3	09/09/2016	09/24/2016
Sporting Kansas City	2	10/16/2016	
LA Galaxy	9	03/19/2016	05/22/2016
LA Galaxy	9	06/22/2016	08/13/2016
LA Galaxy	6	08/24/2016	09/18/2016
LA Galaxy	2	10/16/2016	
Montreal Impact	2	03/06/2016	03/12/2016
Montreal Impact	2	04/09/2016	04/16/2016
Montreal Impact	4	04/27/2016	05/14/2016
Montreal Impact	6	05/28/2016	07/13/2016

Montreal Impact	3	07/23/2016	08/06/2016
Montreal Impact	2	08/24/2016	08/27/2016
Montreal Impact	3	09/28/2016	10/16/2016
New England Revolution	2	03/06/2016	03/12/2016
New England Revolution	4	03/26/2016	04/17/2016
New England Revolution	2	04/27/2016	04/30/2016
New England Revolution	2	05/28/2016	06/18/2016
New England Revolution	3	07/09/2016	07/23/2016
New England Revolution	3	09/03/2016	09/17/2016
New York City FC	2	03/06/2016	03/13/2016
New York City FC	2	03/26/2016	04/10/2016
New York City FC	5	04/27/2016	05/18/2016
New York City FC	4	06/18/2016	07/06/2016
New York City FC	4	07/30/2016	08/20/2016
New York City FC	3	09/17/2016	09/30/2016
New York Red Bulls	3	04/24/2016	05/06/2016
New York Red Bulls	4	05/18/2016	06/19/2016
New York Red Bulls	16	07/10/2016	
Orlando City SC	4	03/06/2016	04/03/2016
Orlando City SC	2	04/30/2016	05/06/2016
Orlando City SC	5	05/21/2016	06/25/2016
Orlando City SC	3	07/16/2016	07/31/2016
Orlando City SC	2	08/14/2016	08/20/2016
Orlando City SC	2	08/28/2016	09/07/2016
Orlando City SC	2	10/16/2016	
Philadelphia Union	2	03/12/2016	03/20/2016
Philadelphia Union	8	04/23/2016	06/01/2016
Philadelphia Union	2	07/09/2016	07/17/2016
Philadelphia Union	2	08/06/2016	08/13/2016
Philadelphia Union	2	08/24/2016	08/27/2016
Portland Timbers	3	04/16/2016	05/01/2016
Portland Timbers	9	05/22/2016	07/17/2016
Portland Timbers	2	09/10/2016	09/17/2016
Real Salt Lake	6	03/06/2016	04/16/2016
Real Salt Lake	3	06/02/2016	06/22/2016
Real Salt Lake	2	07/01/2016	07/09/2016
Real Salt Lake	3	07/16/2016	07/31/2016
Real Salt Lake	3	08/20/2016	09/07/2016
San Jose Earthquakes	2	03/06/2016	03/13/2016
San Jose Earthquakes	3	04/02/2016	04/13/2016
San Jose Earthquakes	2	04/24/2016	04/30/2016
San Jose Earthquakes	3	05/11/2016	05/28/2016
San Jose Earthquakes	2	06/18/2016	06/25/2016
San Jose Earthquakes	5	07/16/2016	08/12/2016
San Jose Earthquakes	2	09/10/2016	09/17/2016
Seattle Sounders FC	3	04/02/2016	04/16/2016
Seattle Sounders FC	2	04/30/2016	05/07/2016
Seattle Sounders FC	5	07/31/2016	08/24/2016
Seattle Sounders FC	6	09/10/2016	10/12/2016
Toronto FC	2	03/06/2016	03/13/2016
Toronto FC	3	04/09/2016	04/23/2016
Toronto FC	2	05/18/2016	05/21/2016
Toronto FC	3	07/02/2016	07/13/2016
Toronto FC	7	07/23/2016	08/24/2016
Toronto FC	4	09/10/2016	09/28/2016
Toronto FC	2	10/16/2016	
Vancouver Whitecaps FC	3	03/19/2016	04/02/2016
Vancouver Whitecaps FC	2	04/23/2016	04/27/2016
Vancouver Whitecaps FC	3	05/07/2016	05/14/2016
Vancouver Whitecaps FC	4	07/09/2016	07/23/2016
Vancouver Whitecaps FC	2	10/16/2016	



### TEAM LOSING STREAK LEADERS

TEAM	#	START	STOP
Chicago Fire	3	05/11/2016	05/18/2016
Chicago Fire	2	06/18/2016	06/22/2016
Chicago Fire	2	07/16/2016	07/23/2016
Chicago Fire	3	09/23/2016	10/01/2016
Colorado Rapids	2	08/26/2016	09/03/2016
Columbus Crew SC	2	03/06/2016	03/12/2016
Columbus Crew SC	2	07/03/2016	07/09/2016
Columbus Crew SC	2	09/03/2016	09/10/2016
Columbus Crew SC	2	10/16/2016	
FC Dallas	3	04/23/2016	05/07/2016
Houston Dynamo	2	03/19/2016	03/26/2016
Houston Dynamo	3	04/15/2016	04/30/2016
Houston Dynamo	2	09/30/2016	10/08/2016
Sporting Kansas City	3	04/13/2016	04/24/2016
Sporting Kansas City	2	05/07/2016	05/11/2016
Sporting Kansas City	2	05/21/2016	05/27/2016
Sporting Kansas City	2	07/13/2016	07/16/2016
LA Galaxy	2	09/25/2016	10/01/2016
Montreal Impact	2	03/19/2016	04/02/2016
Montreal Impact	2	08/13/2016	08/20/2016
Montreal Impact	2	09/17/2016	09/24/2016
New England Revolution	3	06/25/2016	07/06/2016
New England Revolution	4	07/31/2016	08/20/2016
New York City FC	2	04/16/2016	04/23/2016
New York Red Bulls	2	03/06/2016	03/12/2016
New York Red Bulls	4	04/01/2016	04/16/2016
Orlando City SC	3	09/11/2016	09/24/2016
Philadelphia Union	2	06/25/2016	07/02/2016
Philadelphia Union	2	07/23/2016	07/31/2016
Philadelphia Union	3	10/01/2016	
Portland Timbers	3	05/07/2016	05/15/2016
Portland Timbers	2	07/23/2016	07/31/2016
Portland Timbers	2	08/13/2016	08/21/2016
Portland Timbers	2	09/24/2016	10/01/2016
Real Salt Lake	2	05/07/2016	05/15/2016
Real Salt Lake	2	09/10/2016	09/17/2016
San Jose Earthquakes	2	07/01/2016	07/08/2016
San Jose Earthquakes	2	09/24/2016	09/28/2016
Seattle Sounders FC	3	03/06/2016	03/19/2016
Seattle Sounders FC	3	05/14/2016	05/28/2016
Seattle Sounders FC	2	06/19/2016	06/25/2016
Seattle Sounders FC	2	07/17/2016	07/24/2016
Toronto FC	2	03/20/2016	04/02/2016
Vancouver Whitecaps FC	2	03/06/2016	03/12/2016
Vancouver Whitecaps FC	2	04/09/2016	04/16/2016
Vancouver Whitecaps FC	4	07/31/2016	08/20/2016

### TEAM HOME WINNING STREAK LEADERS

TEAM	#	START	STOP
Chicago Fire	2	07/01/2016	07/13/2016
Colorado Rapids	6	03/12/2016	05/11/2016
Colorado Rapids	2	10/01/2016	10/13/2016
Columbus Crew SC	2	04/16/2016	04/23/2016
Columbus Crew SC	2	09/25/2016	
FC Dallas	2	03/06/2016	03/19/2016
FC Dallas	3	04/17/2016	05/14/2016
FC Dallas	4	06/25/2016	07/31/2016
FC Dallas	2	10/01/2016	
D.C. United	4	08/27/2016	
Houston Dynamo	2	05/07/2016	05/15/2016
Sporting Kansas City	2	03/12/2016	03/20/2016
Sporting Kansas City	6	06/19/2016	08/20/2016
LA Galaxy	2	03/06/2016	03/19/2016
LA Galaxy	2	04/23/2016	05/08/2016
LA Galaxy	2	07/04/2016	07/15/2016
LA Galaxy	2	09/03/2016	09/11/2016
Montreal Impact	2	03/12/2016	04/09/2016
Montreal Impact	2	07/23/2016	08/06/2016
New England Revolution	2	07/09/2016	07/23/2016
New England Revolution	4	09/03/2016	
New York City FC	5	06/18/2016	09/01/2016
New York City FC	2	09/23/2016	
New York Red Bulls	5	04/24/2016	06/19/2016
New York Red Bulls	4	07/13/2016	08/28/2016
New York Red Bulls	3	09/24/2016	
Philadelphia Union	3	03/20/2016	04/23/2016
Philadelphia Union	3	05/20/2016	06/22/2016
Portland Timbers	2	04/16/2016	05/01/2016
Portland Timbers	3	05/22/2016	06/26/2016
Portland Timbers	5	08/07/2016	
Real Salt Lake	4	03/12/2016	04/30/2016
Real Salt Lake	3	08/06/2016	08/26/2016
San Jose Earthquakes	2	03/06/2016	03/13/2016
San Jose Earthquakes	3	04/13/2016	05/11/2016
Seattle Sounders FC	4	04/02/2016	05/07/2016
Seattle Sounders FC	4	08/14/2016	09/28/2016
Toronto FC	5	07/09/2016	08/06/2016
Vancouver Whitecaps FC	2	05/07/2016	05/11/2016

### TEAM HOME UNDEFEATED STREAK LEADERS

TEAM	#	START	STOP
Chicago Fire	2	03/19/2016	04/02/2016
Chicago Fire	9	04/30/2016	09/03/2016
Chicago Fire	3	09/16/2016	
Colorado Rapids	17	03/12/2016	
Columbus Crew SC	11	04/16/2016	08/13/2016
Columbus Crew SC	2	09/25/2016	
FC Dallas	14	03/06/2016	09/03/2016
FC Dallas	2	10/01/2016	
D.C. United	9	06/25/2016	
Houston Dynamo	3	03/06/2016	04/10/2016
Houston Dynamo	8	05/07/2016	08/24/2016
Sporting Kansas City	2	03/12/2016	03/20/2016
Sporting Kansas City	2	05/01/2016	05/15/2016
Sporting Kansas City	9	06/19/2016	
LA Galaxy	15	03/06/2016	09/11/2016
Montreal Impact	2	03/12/2016	04/09/2016
Montreal Impact	5	04/30/2016	07/02/2016
Montreal Impact	2	07/23/2016	08/06/2016
Montreal Impact	2	09/28/2016	
New England Revolution	6	03/12/2016	05/14/2016
New England Revolution	2	07/09/2016	07/23/2016
New England Revolution	4	09/03/2016	
New York City FC	4	03/26/2016	04/30/2016
New York City FC	8	06/18/2016	
New York Red Bulls	14	04/24/2016	
Orlando City SC	11	03/06/2016	07/31/2016
Philadelphia Union	8	03/20/2016	06/22/2016
Philadelphia Union	2	07/09/2016	07/17/2016
Philadelphia Union	2	08/27/2016	09/10/2016
Portland Timbers	2	03/06/2016	03/19/2016
Portland Timbers	2	04/16/2016	05/01/2016
Portland Timbers	5	05/22/2016	07/17/2016
Portland Timbers	5	08/07/2016	
Real Salt Lake	14	03/12/2016	09/07/2016
Real Salt Lake	2	09/24/2016	
San Jose Earthquakes	8	03/06/2016	06/25/2016
San Jose Earthquakes	2	07/16/2016	08/05/2016
San Jose Earthquakes	2	08/24/2016	09/10/2016
San Jose Earthquakes	2	10/01/2016	
Seattle Sounders FC	4	04/02/2016	05/07/2016
Seattle Sounders FC	8	07/13/2016	
Toronto FC	9	05/18/2016	08/06/2016
Toronto FC	3	09/18/2016	09/28/2016
Vancouver Whitecaps FC	7	03/26/2016	05/28/2016
Vancouver Whitecaps FC	3	07/09/2016	07/16/2016

### TEAM HOME LOSING STREAK LEADERS

TEAM	#	START	STOP
Houston Dynamo	3	09/30/2016	
Sporting Kansas City	2	04/02/2016	04/13/2016
Sporting Kansas City	2	05/21/2016	05/27/2016
Montreal Impact	2	09/07/2016	09/17/2016
New England Revolution	2	08/13/2016	08/20/2016
Orlando City SC	2	08/07/2016	08/24/2016
Orlando City SC	2	09/17/2016	10/02/2016
Philadelphia Union	2	07/31/2016	08/20/2016
Philadelphia Union	2	10/16/2016	
Seattle Sounders FC	2	03/06/2016	03/19/2016
Seattle Sounders FC	3	05/21/2016	07/09/2016
Vancouver Whitecaps FC	2	08/12/2016	09/03/2016

### TEAM ROAD WINNING STREAK LEADERS

TEAM	#	START	STOP
FC Dallas	2	03/26/2016	04/13/2016
Sporting Kansas City	2	03/06/2016	04/09/2016
LA Galaxy	2	07/09/2016	07/23/2016
New York City FC	2	05/08/2016	05/15/2016
New York City FC	2	06/25/2016	07/06/2016
Philadelphia Union	2	08/13/2016	08/24/2016
Seattle Sounders FC	2	09/25/2016	10/02/2016
Toronto FC	2	04/16/2016	04/23/2016
Toronto FC	3	08/20/2016	09/10/2016

### TEAM ROAD UNDEFEATED STREAK LEADERS

TEAM	#	START	STOP
Chicago Fire	2	03/11/2016	04/10/2016
Colorado Rapids	6	04/13/2016	07/09/2016
Colorado Rapids	3	09/10/2016	10/08/2016
Columbus Crew SC	2	03/19/2016	04/02/2016
FC Dallas	2	03/26/2016	04/13/2016
FC Dallas	2	05/21/2016	05/28/2016
FC Dallas	4	08/27/2016	
D.C. United	3	03/12/2016	04/30/2016
D.C. United	3	05/27/2016	07/01/2016
D.C. United	3	09/11/2016	10/01/2016
Houston Dynamo	2	05/28/2016	06/02/2016
Houston Dynamo	5	08/19/2016	
Sporting Kansas City	2	03/06/2016	04/09/2016
Sporting Kansas City	2	06/02/2016	06/25/2016
LA Galaxy	4	04/02/2016	05/11/2016
LA Galaxy	4	06/25/2016	07/31/2016
LA Galaxy	3	08/24/2016	09/18/2016
Montreal Impact	3	04/16/2016	05/07/2016
Montreal Impact	4	06/18/2016	07/31/2016
Montreal Impact	2	08/27/2016	09/10/2016
New England Revolution	2	03/26/2016	04/17/2016
New York City FC	5	05/08/2016	07/06/2016
New York City FC	2	08/05/2016	08/13/2016
New York Red Bulls	7	07/17/2016	
Orlando City SC	5	07/16/2016	09/07/2016
Orlando City SC	2	09/28/2016	
Philadelphia Union	3	05/14/2016	05/28/2016
Philadelphia Union	3	08/06/2016	08/24/2016
Portland Timbers	2	04/10/2016	04/27/2016
Portland Timbers	4	05/28/2016	07/10/2016
Real Salt Lake	3	03/06/2016	04/02/2016
San Jose Earthquakes	3	07/22/2016	08/12/2016
Seattle Sounders FC	2	08/07/2016	08/24/2016
Seattle Sounders FC	3	09/10/2016	10/02/2016
Toronto FC	2	03/06/2016	03/13/2016
Toronto FC	3	04/09/2016	04/23/2016
Toronto FC	5	08/14/2016	
Vancouver Whitecaps FC	2	08/27/2016	09/10/2016

### TEAM ROAD LOSING STREAK LEADERS

TEAM	#	START	STOP
Chicago Fire	9	05/11/2016	08/06/2016
Chicago Fire	5	08/27/2016	
Colorado Rapids	2	08/26/2016	09/03/2016
Columbus Crew SC	2	04/09/2016	04/30/2016
Columbus Crew SC	4	06/01/2016	07/31/2016
Columbus Crew SC	2	10/16/2016	
FC Dallas	3	04/23/2016	05/07/2016
Houston Dynamo	6	03/19/2016	05/21/2016
Houston Dynamo	2	07/15/2016	08/06/2016
Sporting Kansas City	2	04/17/2016	04/24/2016
Sporting Kansas City	2	05/07/2016	05/11/2016
Sporting Kansas City	3	07/13/2016	08/07/2016
LA Galaxy	2	05/28/2016	06/18/2016
Montreal Impact	2	03/19/2016	04/02/2016
New England Revolution	2	04/23/2016	05/08/2016
New England Revolution	2	06/25/2016	07/02/2016
New England Revolution	2	07/31/2016	08/06/2016
New England Revolution	2	09/25/2016	
New York City FC	2	04/16/2016	04/23/2016
New York City FC	2	08/28/2016	09/10/2016
New York Red Bulls	4	03/12/2016	04/16/2016
Orlando City SC	2	04/08/2016	04/24/2016
Orlando City SC	2	07/04/2016	07/13/2016
Orlando City SC	2	09/11/2016	09/24/2016
Philadelphia Union	2	04/02/2016	04/16/2016
Philadelphia Union	3	06/18/2016	07/23/2016
Philadelphia Union	2	09/03/2016	09/17/2016
Portland Timbers	2	03/13/2016	04/03/2016
Portland Timbers	2	05/07/2016	05/11/2016
Portland Timbers	7	07/31/2016	
Real Salt Lake	3	04/23/2016	05/15/2016
Real Salt Lake	2	06/25/2016	07/13/2016
Real Salt Lake	5	08/03/2016	
San Jose Earthquakes	3	09/28/2016	
Seattle Sounders FC	3	04/23/2016	05/28/2016
Seattle Sounders FC	2	07/17/2016	07/24/2016
Toronto FC	2	03/20/2016	04/02/2016
Toronto FC	3	05/01/2016	06/25/2016
Vancouver Whitecaps FC	3	04/09/2016	04/30/2016
Vancouver Whitecaps FC	3	07/31/2016	08/20/2016

CONSECUTIVE GAMES WITH GOALS

#	PLAYER	TM	START	STOP	
6	Bradley Wright-Phillips	NYR	08/13/2016	09/18/2016	
4	Maximiliano Urruti	DAL	07/08/2016	08/13/2016	
4	Dom Dwyer	KC	09/09/2016	10/01/2016	
4	Giovani dos Santos	LA	04/15/2016	05/08/2016	
4	Didier Drogba	MTL	04/30/2016	05/28/2016	
4	Ignacio Piatti	MTL	05/21/2016	07/02/2016	
4	David Villa	NYC	09/23/2016	10/23/2016	Active
4	Jordan Morris	SEA	04/16/2016	05/07/2016	
4	Chris Wondolowski	SJ	04/09/2016	04/24/2016	
4	Jozy Altidore	TOR	08/06/2016	08/24/2016	
3	Michael de Leeuw	CHI	10/13/2016	10/23/2016	Active
3	Michael de Leeuw	CHI	08/27/2016	09/10/2016	
3	Ola Kamara	CLB	09/10/2016	09/25/2016	
3	Ola Kamara	CLB	06/25/2016	07/09/2016	
3	Tesho Akindele	DAL	04/02/2016	04/13/2016	
3	Lamar Neagle	DC	08/24/2016	09/11/2016	
3	Alex	HOU	08/27/2016	09/17/2016	
3	Giovani dos Santos	LA	09/03/2016	09/11/2016	
3	Lee Nguyen	NE	05/14/2016	05/28/2016	
3	David Villa	NYC	04/30/2016	05/15/2016	
3	Frank Lampard	NYC	07/06/2016	07/17/2016	
3	David Villa	NYC	05/29/2016	06/18/2016	
3	Bradley Wright-Phillips	NYR	10/01/2016	10/23/2016	Active
3	Cyle Larin	ORL	03/06/2016	03/18/2016	
3	Cyle Larin	ORL	07/16/2016	07/31/2016	
3	Roland Alberg	PHI	06/18/2016	06/25/2016	
3	Yura Movsisyan	RSL	06/02/2016	06/22/2016	
3	Chris Wondolowski	SJ	03/06/2016	03/19/2016	
3	Sebastian Giovinco	TOR	04/09/2016	04/23/2016	
3	Pedro Morales	VAN	09/24/2016	10/23/2016	Active
3	Pedro Morales	VAN	03/12/2016	03/26/2016	
3	Christian Bolasos	VAN	04/27/2016	05/07/2016	
2	Arturo Alvarez	CHI	08/24/2016	09/03/2016	
2	David Accam	CHI	08/20/2016	08/24/2016	
2	David Accam	CHI	03/06/2016	03/11/2016	
2	Harrison Afful	CLB	10/01/2016	10/16/2016	
2	Adam Jahn	CLB	10/13/2016	10/16/2016	Active
2	Ethan Finlay	CLB	08/13/2016	08/20/2016	
2	Ola Kamara	CLB	07/16/2016	07/23/2016	
2	Ola Kamara	CLB	05/28/2016	06/01/2016	
2	Jermaine Jones	COL	04/16/2016	04/23/2016	
2	Marlon Hairston	COL	07/16/2016	07/23/2016	
2	Michael Barrios	DAL	04/13/2016	04/17/2016	
2	Maximiliano Urruti	DAL	03/19/2016	03/26/2016	
2	Fabian Castillo	DAL	06/25/2016	07/04/2016	
2	Mauro Diaz	DAL	08/27/2016	09/03/2016	
2	Lamar Neagle	DC	09/28/2016	10/01/2016	
2	Steve Birnbaum	DC	08/06/2016	08/13/2016	
2	Lloyd Sam	DC	09/24/2016	09/28/2016	
2	Andrew Wenger	HOU	03/06/2016	03/12/2016	
2	Will Bruin	HOU	03/12/2016	03/19/2016	
2	Jacob Peterson	KC	09/09/2016	09/18/2016	
2	Benny Feilhaber	KC	04/02/2016	04/09/2016	
2	Dom Dwyer	KC	04/09/2016	04/13/2016	
2	Dom Dwyer	KC	05/15/2016	05/21/2016	
2	Benny Feilhaber	KC	07/03/2016	07/10/2016	
2	Jacob Peterson	KC	07/24/2016	07/31/2016	
2	Robbie Keane	LA	03/19/2016	05/08/2016	
2	Gyasi Zardes	LA	04/15/2016	04/23/2016	
2	Alan Gordon	LA	09/11/2016	09/18/2016	
2	Steven Gerrard	LA	04/23/2016	05/08/2016	
2	Robbie Keane	LA	07/04/2016	07/09/2016	
2	Ignacio Piatti	MTL	03/06/2016	03/12/2016	
2	Ignacio Piatti	MTL	07/13/2016	07/23/2016	
2	Dominic Oduro	MTL	03/06/2016	03/12/2016	
2	Dominic Oduro	MTL	09/28/2016	10/02/2016	
2	Kei Kamara	NE	04/16/2016	04/23/2016	
2	Diego Fagundez	NE	10/16/2016	10/23/2016	Active
2	Juan Agudelo	NE	09/03/2016	09/10/2016	
2	Juan Agudelo	NE	04/30/2016	05/08/2016	
2	Frank Lampard	NYC	09/01/2016	09/10/2016	
2	David Villa	NYC	08/13/2016	08/20/2016	
2	Frank Lampard	NYC	06/18/2016	06/25/2016	
2	Mike Grella	NYR	04/24/2016	04/29/2016	
2	Sean Davis	NYR	08/07/2016	08/13/2016	
2	Bradley Wright-Phillips	NYR	07/24/2016	07/31/2016	
2	Sacha Kljestan	NYR	07/17/2016	07/24/2016	
2	Bradley Wright-Phillips	NYR	05/21/2016	05/28/2016	
2	Julio Baptista	ORL	05/29/2016	06/18/2016	
2	Kevin Molino	ORL	07/23/2016	07/31/2016	
2	Julio Baptista	ORL	10/16/2016	10/23/2016	Active
2	Kevin Molino	ORL	04/30/2016	05/06/2016	
2	Kaka	ORL	08/28/2016	09/07/2016	
2	Kevin Molino	ORL	05/25/2016	05/29/2016	
2	Brek Shea	ORL	09/07/2016	09/11/2016	
2	Cyle Larin	ORL	05/21/2016	05/25/2016	
2	Chris Pontius	PHI	04/23/2016	04/30/2016	
2	Roland Alberg	PHI	07/31/2016	08/13/2016	
2	Chris Pontius	PHI	08/06/2016	08/13/2016	
2	Chris Pontius	PHI	07/17/2016	07/23/2016	
2	Diego Valeri	POR	09/17/2016	09/24/2016	
2	Fanendo Adi	POR	09/10/2016	09/17/2016	
2	Lucas Melano	POR	06/18/2016	06/26/2016	
2	Diego Valeri	POR	05/22/2016	05/28/2016	
2	Fanendo Adi	POR	08/21/2016	08/28/2016	
2	Diego Valeri	POR	06/26/2016	07/17/2016	
2	Juan Manuel Martinez	RSL	04/16/2016	04/23/2016	
2	Juan Manuel Martinez	RSL	06/02/2016	06/18/2016	
2	Chad Marshall	SEA	04/10/2016	04/16/2016	
2	Jordan Morris	SEA	09/17/2016	09/25/2016	
2	Chris Wondolowski	SJ	07/22/2016	07/31/2016	
2	Chad Barrett	SJ	06/18/2016	06/25/2016	
2	Simon Dawkins	SJ	09/24/2016	10/01/2016	
2	Sebastian Giovinco	TOR	07/23/2016	07/31/2016	
2	Jordan Hamilton	TOR	06/25/2016	07/02/2016	
2	Jozy Altidore	TOR	09/10/2016	09/18/2016	
2	Sebastian Giovinco	TOR	03/06/2016	03/13/2016	
2	Justin Morrow	TOR	06/25/2016	07/09/2016	

2	Jozy Altidore	TOR	10/01/2016	10/16/2016	
2	Kekuta Manneh	VAN	05/14/2016	05/22/2016	
2	Pedro Morales	VAN	05/14/2016	05/22/2016	
2	Cristian Techera	VAN	07/09/2016	07/13/2016	

CONSECUTIVE GAMES WITH ASSISTS

#	PLAYER	TM	START	STOP	
4	Justin Meram	CLB	10/01/2016	10/23/2016	Active
4	Benny Feilhaber	KC	09/09/2016	10/01/2016	
4	Lee Nguyen	NE	05/14/2016	06/18/2016	
4	Sacha Kljestan	NYR	04/16/2016	05/06/2016	
3	Marlon Hairston	COL	09/24/2016	10/23/2016	Active
3	Keke Williams	COL	04/16/2016	04/30/2016	
3	Luciano Acosta	DC	08/27/2016	09/16/2016	
3	Giovani dos Santos	LA	07/23/2016	08/07/2016	
3	Giovani dos Santos	LA	09/07/2016	09/25/2016	
3	Sebastian Lletget	LA	09/11/2016	09/25/2016	
3	Steven Gerrard	LA	07/31/2016	08/13/2016	
3	Gyasi Zardes	LA	04/23/2016	05/08/2016	
3	Kelyn Rowe	NE	09/03/2016	09/17/2016	
3	Diego Fagundez	NE	09/03/2016	09/17/2016	
3	Andrea Pirlo	NYC	07/03/2016	07/10/2016	
3	Khiry Shelton	NYC	04/27/2016	05/08/2016	
3	Thomas McNamara	NYC	04/27/2016	05/08/2016	
3	Mike Grella	NYR	08/07/2016	08/21/2016	
3	Sacha Kljestan	NYR	08/07/2016	08/21/2016	
3	Kaka	ORL	07/31/2016	08/14/2016	
3	Fabian Herbers	PHI	09/10/2016	09/24/2016	
3	Nicolas Lodeiro	SEA	08/07/2016	08/21/2016	
3	Sebastian Giovinco	TOR	05/01/2016	05/14/2016	
2	Arturo Alvarez	CHI	09/16/2016	09/23/2016	
2	Arturo Alvarez	CHI	04/30/2016	05/11/2016	
2	Rodrigo Ramos	CHI	06/18/2016	06/22/2016	
2	Michael de Leeuw	CHI	08/27/2016	09/03/2016	
2	David Accam	CHI	08/14/2016	08/20/2016	
2	Tony Tchani	CLB	07/03/2016	07/09/2016	
2	Ethan Finlay	CLB	06/25/2016	07/03/2016	
2	Sebastien Le Toux	COL	05/14/2016	05/20/2016	
2	Marlon Hairston	COL	08/06/2016	08/13/2016	
2	Shkelzen Gashi	COL	04/23/2016	04/30/2016	
2	Marco Pappa	COL	03/20/2016	04/02/2016	
2	Atiba Harris	DAL	07/31/2016	08/13/2016	
2	Mauro Diaz	DAL	06/25/2016	07/04/2016	
2	Mauro Diaz	DAL	10/01/2016	10/16/2016	Active
2	Maximiliano Urruti	DAL	04/13/2016	04/17/2016	
2	Lamar Neagle	DC	09/24/2016	09/28/2016	
2	Patrick Nyarko	DC	09/24/2016	09/28/2016	
2	Patrick Nyarko	DC	08/27/2016	09/01/2016	
2	Lloyd Sam	DC	04/24/2016	04/29/2016	
2	Lloyd Sam	DC	10/01/2016	10/16/2016	Active
2	Boniek Garcia	HOU	08/27/2016	09/09/2016	
2	Roger Espinoza	KC	06/25/2016	07/03/2016	
2	Benny Feilhaber	KC	08/13/2016	08/20/2016	
2	Saad Abdul-Salaam	KC	04/09/2016	04/13/2016	
2	Benny Feilhaber	KC	06/19/2016	06/25/2016	
2	Giovani dos Santos	LA	04/15/2016	04/23/2016	
2	Giovani dos Santos	LA	05/08/2016	05/11/2016	
2	Emmanuel Boateng	LA	09/11/2016	09/18/2016	
2	Steven Gerrard	LA	06/25/2016	07/04/2016	
2	Ignacio Piatti	MTL	03/06/2016	03/12/2016	
2	Hassoun Camara	MTL	06/25/2016	07/02/2016	
2	Marco Donadel	MTL	08/06/2016	08/13/2016	
2	Ambrose Oyongo	MTL	07/17/2016	07/23/2016	
2	Bryce Shipp	MTL	03/06/2016	03/12/2016	
2	Gershon Koffie	NE	04/09/2016	04/17/2016	
2	Juan Agudelo	NE	09/10/2016	09/17/2016	
2	Kelyn Rowe	NE	07/31/2016	08/06/2016	
2	R.J. Allen	NYC	06/18/2016	06/25/2016	
2	Ronald Matarrita	NYC	04/30/2016	05/08/2016	
2	Mix Diskerud	NYC	03/06/2016	03/13/2016	
2	Ronald Matarrita	NYC	09/17/2016	09/23/2016	
2	Aurelien Collin	NYR	10/16/2016	10/23/2016	Active
2	Bradley Wright-Phillips	NYR	07/13/2016	07/17/2016	
2	Sacha Kljestan	NYR	05/21/2016	05/28/2016	
2	Mike Grella	NYR	05/21/2016	05/28/2016	
2	Bradley Wright-Phillips	NYR	05/18/2016	05/21/2016	
2	Felipe Martins	NYR	05/21/2016	05/28/2016	
2	Sacha Kljestan	NYR	10/01/2016	10/16/2016	
2	Sal Zizzo	NYR	04/29/2016	05/06/2016	
2	Carlos Rivas	ORL	05/29/2016	06/18/2016	
2	Adrian Winter	ORL	06/18/2016	06/25/2016	Active
2	Kevin Molino	ORL	07/16/2016	07/23/2016	
2	Kaka	ORL	05/21/2016	05/25/2016	
2	Tranquillo Barnetta	PHI	04/23/2016	04/30/2016	
2	Fabian Herbers	PHI	07/17/2016	07/23/2016	
2	Tranquillo Barnetta	PHI	08/20/2016	08/24/2016	
2	Roland Alberg	PHI	08/24/2016	08/27/2016	
2	Diego Valeri	POR	04/03/2016	04/10/2016	
2	Joao Plata	RSL	08/26/2016	09/07/2016	
2	Juan Manuel Martinez	RSL	03/06/2016	03/12/2016	
2	Joao Plata	RSL	05/21/2016	05/28/2016	
2	Andreas Ivanschitz	SEA	07/13/2016	07/17/2016	
2	Nicolas Lodeiro	SEA	09/17/2016	09/25/2016	
2	Alberto Santos	SJ	08/12/2016	08/19/2016	
2	Shea Salinas	SJ	06/18/2016	06/25/2016	
2	Jonathan Osorio	TOR	09/18		

CONSECUTIVE GAMES WITH A GOAL/ASSIST

#	PLAYER	TM	START	STOP					
8	Nicolas Lodeiro	SEA	08/07/2016	09/25/2016					
7	Sebastian Giovinco	TOR	07/23/2016	08/24/2016					
6	Frank Lampard	NYC	06/18/2016	07/17/2016					
6	Bradley Wright-Phillips	NYR	08/13/2016	09/18/2016					
6	Joao Plata	RSL	03/06/2016	04/16/2016					
6	Sebastian Giovinco	TOR	04/09/2016	05/14/2016					
6	Jozy Altidore	TOR	07/31/2016	08/24/2016					
5	Maximiliano Urruti	DAL	07/04/2016	08/13/2016					
5	Giovani dos Santos	LA	04/15/2016	05/11/2016					
5	Didier Drogba	MTL	04/27/2016	05/28/2016					
5	Yura Movsisyan	RSL	06/02/2016	07/09/2016					
5	Christian Bolanos	VAN	04/27/2016	05/14/2016					
4	Justin Meram	CLB	10/01/2016	10/23/2016	Active				
4	Jermaine Jones	COL	04/16/2016	05/07/2016					
4	Dominique Badji	COL	09/24/2016	10/13/2016					
4	Tesho Akindele	DAL	03/19/2016	04/13/2016					
4	Lloyd Sam	DC	09/24/2016	10/16/2016	Active				
4	Dom Dwyer	KC	09/09/2016	10/01/2016					
4	Benny Feilhaber	KC	06/19/2016	07/10/2016					
4	Benny Feilhaber	KC	09/09/2016	10/01/2016					
4	Steven Gerrard	LA	04/15/2016	05/11/2016					
4	Giovani dos Santos	LA	09/03/2016	09/25/2016					
4	Gyasi Zardes	LA	04/15/2016	05/08/2016					
4	Steven Gerrard	LA	07/15/2016	08/13/2016					
4	Giovani dos Santos	LA	07/23/2016	08/13/2016					
4	Matteo Mancosu	MTL	07/23/2016	08/13/2016					
4	Ignacio Piatti	MTL	05/21/2016	07/02/2016					
4	Lee Nguyen	NE	05/14/2016	06/18/2016					
4	Juan Agudelo	NE	04/30/2016	05/21/2016					
4	David Villa	NYC	09/23/2016	10/23/2016	Active				
4	Thomas McNamara	NYC	04/27/2016	05/15/2016					
4	Bradley Wright-Phillips	NYR	07/13/2016	07/31/2016					
4	Sacha Kljestan	NYR	04/16/2016	05/06/2016					
4	Mike Grella	NYR	05/18/2016	06/19/2016					
4	Fabian Herbers	PHI	09/10/2016	10/01/2016					
4	Fanendo Adi	POR	04/16/2016	05/07/2016					
4	Jordan Morris	SEA	04/16/2016	05/07/2016					
4	Chris Wondolowski	SJ	04/09/2016	04/24/2016					
4	Pedro Morales	VAN	03/06/2016	03/26/2016					
3	Michael de Leeuw	CHI	10/13/2016	10/23/2016	Active				
3	Matt Polster	CHI	07/31/2016	08/20/2016					
3	David Accam	CHI	05/28/2016	06/22/2016					
3	Luis Solignac	CHI	04/13/2016	04/23/2016					
3	Arturo Alvarez	CHI	08/20/2016	09/03/2016					
3	David Accam	CHI	08/14/2016	08/24/2016					
3	Michael de Leeuw	CHI	08/27/2016	09/10/2016					
3	Ola Kamara	CLB	06/25/2016	07/09/2016					
3	Ola Kamara	CLB	09/10/2016	09/25/2016					
3	Marco Pappa	COL	03/12/2016	04/02/2016					
3	Mekeil Williams	COL	04/16/2016	04/30/2016					
3	Marlon Hairston	COL	09/24/2016	10/23/2016	Active				
3	Steve Birnbaum	DC	08/06/2016	08/21/2016					
3	Luciano Acosta	DC	08/27/2016	09/16/2016					
3	Lamar Neagle	DC	09/24/2016	10/01/2016					
3	Lamar Neagle	DC	08/24/2016	09/11/2016					
3	Will Bruin	HOU	03/06/2016	03/19/2016					
3	Alex	HOU	08/27/2016	09/17/2016					
3	Robbie Keane	LA	03/19/2016	05/11/2016					
3	Emmanuel Boateng	LA	09/07/2016	09/18/2016					
3	Sebastian Lletget	LA	09/11/2016	09/25/2016					
3	Kelyn Rowe	NE	09/03/2016	09/17/2016					
3	Juan Agudelo	NE	09/03/2016	09/17/2016					
3	Diego Fagundez	NE	09/03/2016	09/17/2016					
3	Khiry Shelton	NYC	04/27/2016	05/08/2016					
3	David Villa	NYC	04/30/2016	05/15/2016					
3	David Villa	NYC	05/29/2016	06/18/2016					
3	Andrea Pirlo	NYC	07/03/2016	07/10/2016					
3	Thomas McNamara	NYC	07/17/2016	07/30/2016					
3	Bradley Wright-Phillips	NYR	05/18/2016	05/28/2016					
3	Bradley Wright-Phillips	NYR	10/01/2016	10/23/2016	Active				
3	Mike Grella	NYR	08/07/2016	08/21/2016					
3	Sacha Kljestan	NYR	08/07/2016	08/21/2016					
3	Cyle Larin	ORL	07/16/2016	07/31/2016					
3	Kaka	ORL	05/21/2016	06/25/2016					
3	Kevin Molino	ORL	04/03/2016	04/17/2016					
3	Cyle Larin	ORL	05/21/2016	05/29/2016					
3	Cyle Larin	ORL	03/06/2016	03/18/2016					
3	Kaka	ORL	07/31/2016	08/14/2016					
3	Kevin Molino	ORL	07/16/2016	07/31/2016					
3	Roland Alberg	PHI	06/18/2016	06/25/2016					
3	Tranquillo Barnetta	PHI	08/20/2016	08/27/2016					
3	C.J. Sapong	PHI	04/08/2016	04/23/2016					
3	Diego Valeri	POR	05/22/2016	06/01/2016					
3	Clint Dempsey	SEA	08/07/2016	08/21/2016	Active				
3	Chris Wondolowski	SJ	03/06/2016	03/19/2016					
3	Chris Wondolowski	SJ	09/28/2016	10/13/2016					
3	Jonathan Osorio	TOR	09/10/2016	09/24/2016					
3	Justin Morrow	TOR	09/10/2016	09/24/2016					
3	Kekuta Manneh	VAN	05/11/2016	05/22/2016					
3	Pedro Morales	VAN	05/11/2016	05/22/2016					
3	Pedro Morales	VAN	09/24/2016	10/23/2016	Active				
2	David Accam	CHI	03/06/2016	03/11/2016					
2	Rodrigo Ramos	CHI	06/18/2016	06/22/2016					
2	John Goossens	CHI	06/22/2016	07/01/2016					
2	Arturo Alvarez	CHI	04/30/2016	05/11/2016					
2	Arturo Alvarez	CHI	09/16/2016	09/23/2016					
2	Ola Kamara	CLB	05/28/2016	06/01/2016					
2	Ethan Finlay	CLB	08/13/2016	08/20/2016					
2	Tony Tchani	CLB	07/16/2016	07/23/2016					
2	Tony Tchani	CLB	07/03/2016	07/09/2016					
2	Ethan Finlay	CLB	06/25/2016	07/03/2016					
2	Adam Jahn	CLB	10/13/2016	10/16/2016	Active				
2	Ola Kamara	CLB	07/16/2016	07/23/2016					
2	Harrison Afful	CLB	07/13/2016	07/16/2016					
2	Justin Meram	CLB	08/13/2016	08/20/2016					
2	Harrison Afful	CLB	10/01/2016	10/16/2016					
2	Sam Cronin	COL	05/28/2016	06/18/2016					
2	Shkelzen Gashi	COL	04/23/2016	04/30/2016					
2	Marlon Hairston	COL	08/06/2016	08/13/2016					
2	Marlon Hairston	COL	07/16/2016	07/23/2016					
2	Sebastien Le Toux	COL	10/01/2016	10/08/2016					
2	Dominique Badji	COL	04/16/2016	04/23/2016					
2	Sebastien Le Toux	COL	04/16/2016	04/23/2016					
2	Sebastien Le Toux	COL	05/14/2016	05/20/2016					
2	Atiba Harris	DAL	07/31/2016	08/13/2016					
2	Fabian Castillo	DAL	06/25/2016	07/04/2016					
2	Mauro Diaz	DAL	03/19/2016	03/26/2016					
2	Kellyn Acosta	DAL	06/25/2016	07/04/2016					
2	Mauro Diaz	DAL	08/27/2016	09/03/2016					
2	Mauro Diaz	DAL	06/25/2016	07/04/2016					
2	Maximiliano Urruti	DAL	04/13/2016	04/17/2016					
2	Michael Barrios	DAL	06/25/2016	07/04/2016					
2	Mauro Diaz	DAL	10/01/2016	10/16/2016	Active				
2	Maximiliano Urruti	DAL	03/19/2016	03/26/2016					
2	Mauro Diaz	DAL	05/11/2016	05/14/2016					
2	Michael Barrios	DAL	04/13/2016	04/17/2016					
2	Lloyd Sam	DC	08/27/2016	09/01/2016					
2	Patrick Nyarko	DC	09/24/2016	09/28/2016					
2	Patrick Mullins	DC	08/13/2016	08/21/2016					
2	Julian Buscher	DC	09/24/2016	09/28/2016					
2	Patrick Nyarko	DC	08/27/2016	09/01/2016					
2	Lloyd Sam	DC	04/24/2016	04/29/2016					
2	Lamar Neagle	DC	04/23/2016	04/30/2016					
2	Steve Birnbaum	DC	08/27/2016	09/11/2016					
2	Taylor Kemp	DC	07/31/2016	08/06/2016					
2	Luciano Acosta	DC	04/23/2016	04/30/2016					
2	Ricardo Clark	HOU	03/06/2016	03/12/2016					
2	Boniek Garcia	HOU	08/27/2016	09/09/2016					
2	Christian Maidana	HOU	08/14/2016	08/19/2016					
2	Andrew Wenger	HOU	03/06/2016	03/12/2016					
2	Ricardo Clark	HOU	08/19/2016	08/24/2016					
2	Graham Zusi	KC	07/03/2016	07/24/2016					
2	Dom Dwyer	KC	03/12/2016	03/20/2016					
2	Dom Dwyer	KC	05/15/2016	05/21/2016					
2	Jacob Peterson	KC	07/24/2016	07/31/2016					
2	Roger Espinoza	KC	06/25/2016	07/03/2016					
2	Benny Feilhaber	KC	04/02/2016	04/09/2016					
2	Kevin Ellis	KC	09/24/2016	10/01/2016					
2	Saad Abdul-Salaam	KC	04/09/2016	04/13/2016					
2	Ike Opara	KC	07/03/2016	07/10/2016					
2	Dom Dwyer	KC	04/09/2016	04/13/2016					
2	Benny Feilhaber	KC	08/13/2016	08/20/2016					
2	Jimmy Medranda	KC	07/03/2016	07/10/2016					
2	Jacob Peterson	KC	09/09/2016	09/18/2016					
2	Baggio Husidic	LA	04/15/2016	04/23/2016					
2	Mike Magee	LA	05/08/2016	05/11/2016					
2	Robbie Keane	LA	07/04/2016	07/09/2016					
2	Baggio Husidic	LA	09/03/2016	09/07/2016					
2	Alan Gordon	LA	09/11/2016	09/18/2016					
2	Steven Gerrard	LA	06/25/2016	07/04/2016					
2	Dominic Oduro	MTL	03/06/2016	03/12/2016				</	

2	Diego Valeri	POR	08/28/2016	09/03/2016	
2	Darlington Nagbe	POR	05/15/2016	05/22/2016	
2	Lucas Melano	POR	06/18/2016	06/26/2016	
2	Diego Valeri	POR	09/17/2016	09/24/2016	
2	Fanendo Adi	POR	09/10/2016	09/17/2016	
2	Fanendo Adi	POR	08/21/2016	08/28/2016	
2	Diego Valeri	POR	04/03/2016	04/10/2016	
2	Diego Valeri	POR	06/26/2016	07/17/2016	
2	Yura Movsisyan	RSL	08/26/2016	09/07/2016	
2	Joao Plata	RSL	08/26/2016	09/07/2016	
2	Joao Plata	RSL	07/22/2016	07/31/2016	
2	Juan Manuel Martinez	RSL	08/26/2016	09/07/2016	
2	Juan Manuel Martinez	RSL	06/02/2016	06/18/2016	
2	Juan Manuel Martinez	RSL	04/16/2016	04/23/2016	
2	Joao Plata	RSL	08/06/2016	08/14/2016	
2	Joao Plata	RSL	05/21/2016	05/28/2016	
2	Javier Morales	RSL	07/22/2016	07/31/2016	
2	Juan Manuel Martinez	RSL	03/06/2016	03/12/2016	
2	Andreas Ivanschitz	SEA	03/19/2016	04/02/2016	
2	Cristian Roldan	SEA	07/31/2016	08/07/2016	
2	Andreas Ivanschitz	SEA	07/13/2016	07/17/2016	
2	Andreas Ivanschitz	SEA	08/24/2016	08/28/2016	
2	Jordan Morris	SEA	09/17/2016	09/25/2016	
2	Jordan Morris	SEA	08/07/2016	08/14/2016	
2	Chad Marshall	SEA	04/10/2016	04/16/2016	
2	Alberto Quintero	SJ	08/12/2016	08/19/2016	
2	Chad Barrett	SJ	06/18/2016	06/25/2016	
2	Quincy Amarikwa	SJ	03/06/2016	03/13/2016	
2	Shea Salinas	SJ	06/18/2016	06/25/2016	
2	Chris Wondolowski	SJ	07/22/2016	07/31/2016	
2	Simon Dawkins	SJ	09/24/2016	10/01/2016	
2	Jozy Altidore	TOR	10/01/2016	10/16/2016	
2	Jordan Hamilton	TOR	07/13/2016	07/16/2016	
2	Justin Morrow	TOR	10/16/2016	10/23/2016	Active
2	Will Johnson	TOR	04/23/2016	05/01/2016	
2	Jozy Altidore	TOR	09/10/2016	09/18/2016	
2	Sebastian Giovinco	TOR	03/06/2016	03/13/2016	
2	Jordan Hamilton	TOR	06/25/2016	07/02/2016	
2	Sebastian Giovinco	TOR	10/16/2016	10/23/2016	Active
2	Justin Morrow	TOR	06/25/2016	07/09/2016	
2	Jozy Altidore	TOR	04/09/2016	04/16/2016	
2	Cristian Techera	VAN	04/23/2016	04/27/2016	
2	Cristian Techera	VAN	07/09/2016	07/13/2016	
2	Christian Bolanos	VAN	07/09/2016	07/13/2016	
2	Giles Barnes	VAN	04/30/2016	05/07/2016	

## OWN GOALS RECEIVED

DATE	REC	TM	OFF	TM	MIN	PLAYER
03/12/2016	HOU	5	vs	DAL	0	13 Matt Hedges
04/09/2016	DAL	2	vs	SJ	2	62 Victor Bernardez
04/10/2016	LA	1	vs	POR	1	84 Nat Borchers
04/23/2016	VAN	3	vs	DAL	0	35 Maynor Figueroa
04/24/2016	ORL	2	at	NYR	3	84 Karl Ouimette
04/27/2016	NE	1	vs	POR	1	89 Jermaine Taylor
05/15/2016	ORL	1	at	KC	2	67 Jimmy Medranda
05/21/2016	RSL	3	at	KC	1	47+ Brad Davis
05/22/2016	LA	1	vs	SJ	1	83 Marvell Wynne
05/28/2016	CLB	4	vs	RSL	3	20 Justen Glad
06/02/2016	RSL	3	at	NYC	2	74 Frederic Brillant
06/18/2016	PHI	2	at	NYC	3	88 Frederic Brillant
06/22/2016	PHI	4	vs	CHI	3	11 Jonathan Campbell
07/09/2016	NE	3	vs	CLB	1	34 Wil Trapp
07/13/2016	VAN	2	vs	RSL	0	34 Justen Glad
07/31/2016	NYR	2	at	CHI	2	16 Matt Polster
09/03/2016	CHI	3	vs	PHI	0	22 Roland Alberg
09/10/2016	VAN	3	at	CLB	1	13 Gaston Sauro
09/17/2016	CLB	4	at	ORL	1	22 Seb Hines
09/18/2016	NYR	3	at	TOR	3	12 Steven Beitashour
09/25/2016	SEA	4	at	LA	2	35 Jelle Van Damme
10/01/2016	NE	3	vs	KC	1	75 Kevin Ellis
10/13/2016	CHI	2	vs	CLB	2	53 Michael Parkhurst

## PENALTY KICK SUMMARY

DATE	TM	OPP	SHOOTER	KEEPER	RES	MN			
03/06/2016	CHI	3	vs	NYC	4	David Accam	Josh Saunders	G	72
03/06/2016	LA	4	vs	DC	1	Robbie Keane	Andrew Dykstra	G	83
03/06/2016	TOR	2	at	NYR	0	Sebastian Giovinco	Luis Robles	G	82
03/06/2016	RSL	2	at	ORL	2	Joao Plata	Joseph Bendik	G	26
03/12/2016	VAN	1	at	KC	2	Pedro Morales	Tim Melia	G	70
03/13/2016	NYC	2	vs	TOR	2	David Villa	Clint Irwin	G	24
03/19/2016	LA	3	vs	SJ	1	Robbie Keane	David Bingham	G	91+
03/19/2016	POR	2	vs	RSL	2	Fanendo Adi	Nick Rimando	G	84
03/19/2016	VAN	2	at	SEA	1	Pedro Morales	Stefan Frei	G	10
03/19/2016	VAN	2	at	SEA	1	Pedro Morales	Stefan Frei	G	74
03/20/2016	PHI	3	vs	NE	0	Ilsinho	Bobby Shuttleworth	S	47+
03/20/2016	PHI	3	vs	NE	0	Sebastien Le Toux	Bobby Shuttleworth	S	79
03/26/2016	DC	0	vs	DAL	3	Fabian Espindola	Chris Seitz	S	66
03/26/2016	VAN	1	vs	HOU	0	Pedro Morales	Joe Willis	G	23
04/02/2016	KC	1	vs	RSL	2	Benny Feilhaber	Jeff Attinella	G	94+
04/03/2016	POR	1	at	ORL	4	Fanendo Adi	Joseph Bendik	S	43
04/03/2016	ORL	4	vs	POR	1	Kevin Molino	Adam Larsen Kwarasey	G	76
04/09/2016	DAL	2	vs	SJ	2	Tesho Akindele	David Bingham	G	36
04/09/2016	NYR	0	vs	KC	2	Bradley Wright-Phill	Tim Melia	S	64
04/16/2016	NYC	2	at	CLB	3	David Villa	Steve Clark	G	87
04/16/2016	SJ	1	at	POR	3	Chris Wondolowski	Jake Gleeson	G	91+
04/17/2016	ORL	2	vs	NE	2	Kaka	Bobby Shuttleworth	G	2
04/17/2016	NE	2	at	ORL	2	Lee Nguyen	Joseph Bendik	G	96+
04/23/2016	COL	3	vs	SEA	1	Shkelzen Gashi	Stefan Frei	S	67
04/23/2016	CLB	1	vs	HOU	0	Kei Kamara	Joe Willis	G	21
04/23/2016	DC	3	vs	NE	0	Lamar Neagle	Bobby Shuttleworth	G	33
04/23/2016	RSL	2	at	LA	5	Javier Morales	Brian Rowe	G	70
04/23/2016	LA	5	vs	RSL	2	Steven Gerrard	Nick Rimando	S	6
04/23/2016	TOR	2	at	MTL	0	Sebastian Giovinco	Evan Bush	G	40
04/24/2016	SJ	1	vs	KC	0	Chris Wondolowski	Tim Melia	G	59
04/30/2016	VAN	2	at	NYC	3	Christian Bolas	Josh Saunders	S	63
05/07/2016	MTL	4	at	CLB	4	Didier Drogba	Steve Clark	G	57
05/07/2016	CLB	4	vs	MTL	4	Federico Higuain	Evan Bush	G	53
05/07/2016	SJ	0	at	SEA	2	Chris Wondolowski	Stefan Frei	LP	84
05/14/2016	DAL	2	vs	SEA	0	Mauro Diaz	Stefan Frei	G	3
05/14/2016	TOR	3	vs	VAN	4	Jozy Altidore	David Ousted	S	35
05/21/2016	NE	2	vs	DAL	4	Lee Nguyen	Chris Seitz	G	26
05/21/2016	DAL	4	at	NE	2	Tesho Akindele	Bobby Shuttleworth	G	5
05/22/2016	VAN	2	at	POR	4	Pedro Morales	Jake Gleeson	G	84
05/22/2016	POR	4	vs	VAN	2	Diego Valeri	David Ousted	G	4
05/22/2016	POR	4	vs	VAN	2	Dairon Asprilla	David Ousted	G	78
05/25/2016	ORL	2	vs	PHI	2	Kaka	Andre Blake	S	36
05/28/2016	RSL	3	at	CLB	4	Joao Plata	Steve Clark	S	47+
05/28/2016	NE	2	vs	SEA	1	Lee Nguyen	Stefan Frei	G	24
05/28/2016	TOR	0	at	NYR	3	Will Johnson	Luis Robles	S	48
05/29/2016	NYC	2	vs	ORL	2	David Villa	Joseph Bendik	H	70
06/02/2016	NYC	2	vs	RSL	3	David Villa	Nick Rimando	G	87
06/18/2016	PHI	2	at	NYC	3	Roland Alberg	Josh Saunders	G	55
06/18/2016	RSL	2	vs	POR	2	Yura Movsisyan	Jake Gleeson	G	70
06/19/2016	KC	2	vs	DAL	0	Benny Feilhaber	Chris Seitz	G	47+
06/22/2016	PHI	4	vs	CHI	3	Roland Alberg	Sean Johnson	G	56
06/25/2016	MTL	2	vs	KC	2	Ignacio Piatti	Tim Melia	G	39
06/25/2016	ORL	3	vs	TOR	2	Kaka	Alex Bono	G	100+
06/26/2016	POR	3	vs	HOU	2	Diego Valeri	Joe Willis	G	82
06/26/2016	POR	3	vs	HOU	2	Diego Valeri	Joe Willis	G	91+
07/02/2016	MTL	3	vs	NE	2	Ignacio Piatti	Brad Knighton	G	54
07/03/2016	KC	3	vs	CLB	2	Benny Feilhaber	Steve Clark	G	49
07/09/2016	PHI	3	vs	DC	0	Roland Alberg	Bill Hamid	G	20
07/09/2016	PHI	3	vs	DC	0	Ilsinho	Bill Hamid	G	37
07/09/2016	RSL	1	vs	MTL	1	Yura Movsisyan	Evan Bush	G	79
07/09/2016	VAN	2	vs	COL	2	Cristian Techera	Tim Howard	G	87
07/13/2016	SEA	5	vs	DAL	0	Clint Dempsey	Chris Seitz	G	6
07/15/2016	LA	1	vs	HOU	0	Robbie Keane	Joe Willis	WR	8
07/16/2016	ORL	2	at	VAN	2	Julio Baptista	David Ousted	WR	60
07/17/2016	PHI	2	vs	NYR	2	C.J. Sapong	Luis Robles	G	67
07/23/2016	CLB	2	vs	ORL	2	Ola Kamara	Joseph Bendik	G	51+
07/24/2016	NYR	4	vs	NYC	1	Sacha Kljestan	Josh Saunders	G	41
07/30/2016	NYC	5	vs	COL	1	Frank Lampard	Tim Howard	G	84
07/31/2016	PHI	1	vs	RSL	2	Roland Alberg	Nick Rimando	G	44
08/06/2016	RSL	3	vs	CHI	1	Javier Morales	Matt Lampson	G	28
08/06/2016	TOR	4	vs	NE	1	Sebastian Giovinco	Bobby Shuttleworth	G	76
08/13/2016	NYC	3	at	CLB	3	David Villa	Steve Clark	G	92+
08/13/2016	CLB	3	vs	NYC	3	Ethan Finlay	Josh Saunders	G	80
08/14/2016	SEA	2	vs	RSL	1	Clint Dempsey	Nick Rimando	C	82
08/20/2016	KC	2	vs	VAN	0	Benny Feilhaber	David Ousted	G	64
08/21/2016	DC	2	vs	NYR	2	Marcelo Sarvas	Luis Robles	G	70
08/21/2016	SEA	3	vs	POR	1	Clint Dempsey	Jake Gleeson	G	61
08/24/2016	CHI	2	vs	LA	2	David Accam	Clement Diop	G	39
08/24/2016	DC	1	at	MTL	1	Lamar Neagle	Evan Bush	G	39
08/26/2016	RSL	2	vs	COL	1	Yura Movsisyan	Tim Howard	WL	57
08/26/2016	RSL	2	vs	COL	1	Javier Morales	Tim Howard	S	83
08/27/2016	CLB	2	vs	SJ	0	Justin Meram	Andrew Tarbell	G	84
08/27/2016	DAL	3	at	HOU	1	Mauro Diaz	Joe Willis	G	59
08/28/2016	ORL	2	vs	NYC	1	Kaka	Josh Saunders	G	63
09/03/2016	DAL	3	vs	POR	1	Mauro Diaz	Jake Gleeson	G	14
09/03/2016	NE	2	vs	COL	0	Lee Nguyen	Zac MacMath	RP	33
09/03/2016	CLB	1	at	LA	2	Ola Kamara	Brian Rowe	S	92+
09/07/2016	RSL	3	vs	LA	3	Joao Plata	Brian Rowe	G	53
09/07/2016	ORL	4	at	MTL	1	Kaka	Eric Kronberg	G	54
09/07/2016	MTL	1	vs	ORL	4	Didier Drogba	Joseph Bendik	S	70
09/11/2016	LA	4	vs	ORL	2	Giovani dos Santos	Joseph Bendik	G	45
09/17/2016	MTL	1	vs	NE	3	Didier Drogba	Brad Knighton	G	50
09/24/2016	HOU	3	vs	POR	1	Mauro Manotas	Jake Gleeson	G	34
09/24/2016	COL	3	at	VAN	3	Shkelzen Gashi	David Ousted	G	57
09/25/2016	LA	2	vs	SEA	4	Robbie Keane	Stefan Frei	G	85
09/25/2016	CLB	2	vs	NE	0	Ola Kamara	Brad Knighton	G	84
09/28/2016	SJ	1	at	MTL	3	Chris Wondolowski	Evan Bush	S	87
10/02/2016	VAN	1	vs	SEA	2	Pedro Morales	Stefan Frei	G	25
10/02/2016	SEA	2	at	VAN	1	Brad Evans	David Ousted	G	81
10/13/2016	SJ	1	at	COL	2	Chris Wondolowski	Tim Howard	G	57
10/13/2016	COL	2	vs	SJ	1	Kevin Doyle	David Bingham	G	73
10/16/2016	NYC	1	at	DC	3	David Villa	Bill Hamid	G	72
10/16/2016	MTL	2	vs	TOR	2	Ignacio Piatti	Clint Irwin	G	55
10/16/2016	NYR	3	vs	CLB	2	Sacha Kljestan	Brad Stuver	S	7
10/16/2016	POR	1	vs	COL	0	Fanendo Adi	Tim Howard	G	35
10/16/2016	POR	1	vs	COL	0	Fanendo Adi	Tim Howard	S	39
10/23/2016	KC	2	vs	SJ	0	Benny Feilhaber	David Bingham	G	27
10/23/2016	TOR	3	vs	CHI	2	Sebastian Giovinco	Patrick McLain	G	45
10/23/2016	POR	1	at	VAN	4	Diego Valeri	David Ousted	G	72



## 2016 MLS STATISTICAL SUMMARY OF OFFICIALS

Referees	G	Goals Avg	Fouls Avg	Yel Avg	Red Avg	PKs Avg	AR	4th
Fotis Bazakos	11	28 2.5	273 24.8	34 3.1	2 0.18	3 0.27	0	10
Mathieu Bourdeau	3	7 2.3	76 25.3	12 4.0	0 0.00	1 0.33	0	10
Allen Chapman	14	32 2.3	347 24.8	56 4.0	2 0.14	4 0.29	0	8
Marcos de Oliveira	3	6 2.0	67 22.3	6 2.0	0 0.00	0 0.00	0	10
Ismail Elfath	19	53 2.8	464 24.4	64 3.4	3 0.16	5 0.26	0	4
Drew Fischer	17	42 2.5	468 27.5	62 3.6	5 0.29	2 0.12	0	1
David Gantar	6	18 3.0	121 20.2	12 2.0	1 0.17	2 0.33	0	13
Mark Geiger	13	38 2.9	353 27.2	52 4.0	2 0.15	4 0.31	0	7
Jorge Gonzalez	10	26 2.6	274 27.4	50 5.0	2 0.20	3 0.30	0	11
Hilario Grajeda	17	53 3.1	383 22.5	51 3.0	4 0.24	4 0.24	0	11
Juan Guzman	15	37 2.5	375 25.0	48 3.2	3 0.20	2 0.13	0	11
Jaime Herrera	5	17 3.4	132 26.4	14 2.8	1 0.20	1 0.20	0	12
Edvin Jurisevic	8	22 2.8	199 24.9	29 3.6	2 0.25	3 0.38	0	8
Alan Kelly	23	68 3.0	552 24.0	74 3.2	3 0.13	12 0.52	0	8
Alejandro Mariscal	2	6 3.0	33 16.5	2 1.0	2 1.00	0 0.00	0	14
Jair Marrufo	17	44 2.6	410 24.1	45 2.6	2 0.12	4 0.24	0	1
Chris Penso	19	56 2.9	449 23.6	72 3.8	7 0.37	5 0.26	0	5
Silviu Petrescu	16	44 2.8	464 29.0	65 4.1	4 0.25	8 0.50	0	8
Jose Carlos Rivero	12	37 3.1	321 26.8	50 4.2	2 0.17	2 0.17	0	15
Nima Saghafi	4	7 1.8	101 25.3	14 3.5	1 0.25	2 0.50	0	15
Ricardo Salazar	15	32 2.1	345 23.0	40 2.7	6 0.40	5 0.33	0	3
Robert Sibiga	19	60 3.2	429 22.6	63 3.3	4 0.21	6 0.32	0	10
Sorin Stoica	12	36 3.0	352 29.3	47 3.9	4 0.33	7 0.58	0	9
Kevin Stott	19	45 2.4	409 21.5	35 1.8	2 0.11	6 0.32	0	3
Baldomero Toledo	16	52 3.3	394 24.6	51 3.2	7 0.44	4 0.25	0	8
Ted Unkel	12	42 3.5	313 26.1	53 4.4	6 0.50	10 0.83	0	6
Armando Villarreal	13	48 3.7	264 20.3	44 3.4	1 0.08	4 0.31	0	3

Other officials (games as assistant referee, 4th official in parentheses):

Frank Anderson (23,0); Ian Anderson (23,0); Kyle Atkins (14,0); Claudiu Badea (18,0); Peter Balciunas (18,0); Daniel Belleau (14,0); Andrew Bigelow (16,0); Cameron Blanchard (16,0); Eric Boria (18,0); Philippe Briere (12,0); Logan Brown (14,0); Alex Chilowicz (0,16); James Conlee (16,0); Jose da Silva (10,0); Brian Dunn (18,0); Gianni Facchini (17,0); Joe Fletcher (10,0); Richard Gamache (1,0); Geoff Gamble (0,11); Adam Garner (19,0); Jeffrey Greeson (12,0); Jeremy Hanson (20,0); Jeff Hosking (15,0); Sean Hurd (14,0); Baboucarr Jallow (0,14); Jonathan Johnson (13,0); Mark Kadlecik (0,15); Mike Kampmeiner (13,0); Kevin Klinger (13,0); Pierre-Luc Lauziere (0,1); Kyle Longville (7,0); Craig Lowry (16,0); Peter Manikowski (16,0); Apolinar Mariscal (14,0); Eduardo Mariscal (18,0); Younes MARRAKCHI (0,14); Caleb Mendez (0,7); Oscar Mitchell-Carvalho (12,0); C.J. Morgante (13,0); Jeff Muschik (17,0); Matthew Nelson (20,0); Kathryn Nesbitt (10,0); Corey Parker (18,0); Tyler Ploeger (0,6); Brian Poeschel (6,0); Kermit Quisenberry (19,0); Daniel Radford (0,10); Corey Rockwell (15,0); Mike Rottersman (15,0); Chris Strickland (13,0); Kevin Terry Jr. (0,7); Danny Thornberry (12,0); Nick Uranga (2,0); Anthony Vasoli (13,0); Rubiel Vazquez (0,15); Eric Weisbrod (17,0); Jason White (16,0); Adam Wienckowski (14,0);



## MLS SUMMARY OF FOULS/CARDS

### YELLOW CARDS

Month	G	Yell	Avg.
March	33	124	3.76
April	52	178	3.42
May	48	172	3.58
June	28	103	3.68
July	57	169	2.96
August	46	140	3.04
September	43	150	3.49
October	33	109	3.30

As Of ...	G	Yell	Avg.
10/23/2016	340	1145	3.37
10/25/2015	340	1241	3.65
10/26/2014	323	1050	3.25
10/27/2013	323	1006	3.11
10/28/2012	323	978	3.03
10/23/2011	306	969	3.17
10/24/2010	240	746	3.11
10/25/2009	225	841	3.74
10/26/2008	210	744	3.54
10/21/2007	195	720	3.69
10/15/2006	192	684	3.56
10/16/2005	192	698	3.64
10/17/2004	150	528	3.52
10/26/2003	150	548	3.65
9/22/2002	140	572	4.09
9/09/2001	158	626	3.96
9/09/2000	192	736	3.83
10/10/1999	192	614	3.20
9/27/1998	192	619	3.22
9/28/1997	160	457	2.86
9/22/1996	160	522	3.26

### TOTAL FOULS

Month	G	Fouls	Avg.
March	33	891	27.0
April	52	1262	24.3
May	48	1169	24.4
June	28	713	25.5
July	57	1380	24.2
August	46	1097	23.8
September	43	1081	25.1
October	33	775	23.5

As Of ...	G	Fouls	Avg.
10/23/2016	340	8368	24.6
10/25/2015	340	8790	25.9
10/26/2014	323	8201	25.4
10/27/2013	323	8023	24.8
10/28/2012	323	7943	24.6
10/23/2011	306	7359	24.0
10/24/2010	240	5275	22.0
10/25/2009	225	5159	22.9
10/26/2008	210	5211	24.8
10/21/2007	195	5524	28.3
10/15/2006	192	5573	29.0
10/16/2005	192	5670	29.5
10/17/2004	150	4573	30.5
10/26/2003	150	4836	32.2
9/22/2002	140	4559	32.6
9/09/2001	158	5211	33.0
9/09/2000	192	6488	33.8
10/10/1999	192	5563	29.0
9/27/1998	192	5402	28.1
9/28/1997	160	4583	28.6
9/22/1996	160	4432	27.7

### RED CARDS

Month	G	Red	Avg.
March	33	12	0.36
April	52	11	0.21
May	48	10	0.21
June	28	6	0.21
July	57	16	0.28
August	46	11	0.24
September	43	7	0.16
October	33	5	0.15

As Of ...	G	Red	Avg.
10/23/2016	340	78	0.23
10/25/2015	340	90	0.26
10/26/2014	323	87	0.27
10/27/2013	323	79	0.24
10/28/2012	323	60	0.19
10/23/2011	306	87	0.28
10/24/2010	240	54	0.23
10/25/2009	225	82	0.36
10/26/2008	210	60	0.29
10/21/2007	195	54	0.28
10/15/2006	192	44	0.23
10/16/2005	192	42	0.22
10/17/2004	150	35	0.23
10/26/2003	150	38	0.25
9/22/2002	140	44	0.31
9/09/2001	158	47	0.30
9/09/2000	192	55	0.29
10/10/1999	192	56	0.29
9/27/1998	192	61	0.32
9/28/1997	160	36	0.23
9/22/1996	160	32	0.20

### PENALTY KICKS

Month	G	PKs	Avg.
March	33	14	0.42
April	52	17	0.33
May	48	15	0.31
June	28	9	0.32
July	57	14	0.25
August	46	15	0.33
September	43	13	0.30
October	33	12	0.36

As Of ...	G	PKs	Avg.
10/23/2016	340	109	0.32
10/25/2015	340	108	0.32
10/26/2014	323	134	0.41
10/27/2013	323	81	0.25
10/28/2012	323	72	0.22
10/23/2011	306	84	0.27
10/24/2010	240	56	0.23
10/25/2009	225	63	0.28
10/26/2008	210	48	0.23
10/21/2007	195	57	0.29
10/15/2006	192	44	0.23
10/16/2005	192	59	0.31
10/17/2004	150	49	0.33
10/26/2003	150	58	0.39
9/22/2002	140	47	0.34
9/09/2001	158	52	0.33
9/09/2000	192	66	0.34
10/10/1999	192	41	0.21
9/27/1998	192	56	0.29
9/28/1997	160	54	0.34
9/22/1996	160	51	0.32



# MLS Individual Single-Season Leaders (1996-2016)

## GOALS

YEAR	PLAYER	TEAM	GP	GOALS
1996	Roy Lassiter	TB	30	27
2012	Chris Wondolowski	SJ	32	27
2014	Bradley Wright-Phillips	NY	32	27
1998	Stern John	CLB	27	26
2000	Mamadou Diallo	TB	28	26

## ASSISTS

YEAR	PLAYER	TEAM	GP	ASTS
2000	Carlos Valderrama	TB	32	26
2016	Sacha Kljestan	NVR	32	20
1996	Marco Etcheverry	DC	26	19
1997	Carlos Valderrama	TB	20	19
1998	Marco Etcheverry	DC	29	19
2002	Steve Ralston	NE	27	19
2008	Guillermo Barros Schelotto	CLB	27	19
2014	Landon Donovan	LA	31	19

## GAMES PLAYED

YEAR	PLAYER	TEAM	GP
2014	Dominic Oduro	TOR*	35

65 players tied with 34

## GAMES STARTED

YEAR	PLAYER	TEAM	GP
42 players tied with 34			

## MINUTES PLAYED

YEAR	PLAYER	TEAM	MIN
25 players tied with 3060			

## SHOTS

YEAR	PLAYER	TEAM	GP	SHOTS
2015	Sebastian Giovinco	TOR	33	181
2016	Sebastian Giovinco	TOR	28	177
2016	David Villa	NYC	33	166
2000	Mamadou Diallo	TB	28	152
1996	Preki	KC	32	140

## SHOTS ON GOAL

YEAR	PLAYER	TEAM	GP	SOG
2000	Mamadou Diallo	TB	28	76
2015	Sebastian Giovinco	TOR	33	73
2016	David Villa	NYC	33	68
2003	Ante Razov	CHI	26	67
2015	David Villa	NYC	30	64

## FOULS COMMITTED

YEAR	PLAYER	TEAM	GP	FC
2016	Diego Chara	POR	30	86
2000	Diego Serna	MIA	31	83
2007	Juan Toja	DAL	27	83
2014	Diego Chara	POR	31	83
2006	Simo Valakari	DAL	31	81

## FOULS SUFFERED

YEAR	PLAYER	TEAM	GP	FS
2006	Alejandro Moreno	HOU	30	112
2004	Davy Arnaud	KC	30	111
2005	Alejandro Moreno	SJ	31	102
2014	Quincy Amarikwa	CHI	32	101
2003	DaMarcus Beasley	CHI	22	96

## CAUTIONS (YELLOW)

YEAR	PLAYER	TEAM	GP	CAUT
1996	Leonel Alvarez	DAL	22	14
1996	Michael Emenalo	SJ	29	13
2012	Oswaldo Minda	CHV	22	13
2013	Aurelien Collin	KC	29	13
2015	Marco Donadel	MTL	25	13

## EJECTIONS (RED CARDS)

YEAR	PLAYER	TEAM	GP	EJECT
1997	Branco	MET	11	3
2000	Ezra Hendrickson	LA	22	3
2009	Carlos Johnson	NY	13	3
2009	Jamison Olave	RSL	25	3
2010	Davy Arnaud	KC	27	3
2011	Eric Hassli	VAN	26	3
2013	Dimitry Imbongo	NE	21	3
2015	Laurent Ciman	MTL	27	3
2015	Jamison Olave	RSL	22	3
2016	Kendall Weston	VAN	26	3

## GAME-WINNING GOALS

YEAR	PLAYER	TEAM	GP	GWG
2012	Chris Wondolowski	SJ	32	11
2002	Carlos Ruiz	LA	26	9
2010	Chris Wondolowski	SJ	28	9
2014	Lee Nguyen	NE	32	9
2013	Chris Wondolowski	SJ	29	8

## GAME-WINNING ASSISTS

YEAR	PLAYER	TEAM	GP	GWA
1999	Mauricio Cienfuegos	LA	30	8
2000	Steve Ralston	TB	30	8
1997	Mauricio Cienfuegos	LA	22	7
1999	Jason Kreis	DAL	32	7
2001	Diego Serna	MIA	22	7
2011	David Beckham	LA	26	7

## PENALTY-KICK GOALS

YEAR	PLAYER	TEAM	GP	PKG
2005	Jaime Moreno	DC	29	9
1996	Preki	KC	32	7
2003	Carlos Ruiz	LA	26	7
2014	Dom Dwyer	KC	33	7
2014	Pedro Morales	VAN	33	7
2015	David Villa	NYC	30	7

## GAMES PLAYED IN GOAL

YEAR	PLAYER	TEAM	GP
20 players tied with 34			

## GAMES STARTED IN GOAL

YEAR	PLAYER	TEAM	GS
20 players tied with 34			

## MINUTES PLAYED IN GOAL

YEAR	PLAYER	TEAM	MIN
19 players tied with 3060			

## GOALKEEPER WINS

YEAR	PLAYER	TEAM	GP	WON
1998	Kevin Hartman	LA	29	22
1997	Mike Ammann	KC	29	21
1999	Kevin Hartman	LA	32	20
2014	Stefan Frei	SEA	34	20
1998	Scott Garlick	DC	25	19

## GOALKEEPER LOSSES

YEAR	PLAYER	TEAM	GP	LOST
2005	D.J. Countess	RSL	27	19
2012	Matt Pickens	COL	32	19
1997	Tony Meola	MET	30	18
1999	Mike Ammann	MET	24	18
2014	Dan Kennedy	CHV	33	18

## SAVES

YEAR	PLAYER	TEAM	GP	SVS
2000	Scott Garlick	TB	32	184
1997	Mark Dodd	DAL	30	183
1998	Tony Meola	MET	31	164
1996	Mark Dodd	DAL	31	160
1999	Scott Garlick	TB	28	152

## SHUTOUTS

YEAR	PLAYER	TEAM	GP	SHO
2000	Tony Meola	KC	31	16
2012	Jimmy Nielsen	KC	34	15
2010	Nick Rimando	RSL	27	14
2013	Donovan Ricketts	POR	32	14

7 players tied with 13

## GOALS AGAINST AVG.

YEAR	PLAYER	TEAM	GP	MIN	GA	GAA
2010	Kevin Hartman	DAL	20	1755	12	0.62
2010	Nick Rimando	RSL	27	2430	18	0.67
2012	Michael Gspurning	SEA	21	1845	15	0.73
2016	Zac MacMath	COL	17	1530	13	0.76
2011	Donovan Ricketts	LA	15	1284	11	0.77

Minimum: 1000 minutes played

# MLS Individual All-Time Leaders (1996-2016)

GOALS	TEAM	GP	GOALS
Landon Donovan	LA*	340	145
Jeff Cunningham	CLB*	365	134
Jaime Moreno	DC*	340	133
Chris Wondolowski	SJ*	259	121
Ante Razov	CHV*	262	114
Jason Kreis	RSL*	305	108
Dwayne De Rosario	TOR*	343	104
Taylor Twellman	NE	174	101
Edson Buddle	LA*	304	100
Carlos Ruiz	DAL*	183	89

ASSISTS	TEAM	GP	ASTS
Landon Donovan	LA*	340	136
Steve Ralston	NE*	378	135
Brad Davis	KC*	392	123
Carlos Valderrama	COL*	175	114
Preki	KC*	242	112
Jaime Moreno	DC*	340	102
Marco Etcheverry	DC	191	101
Cobi Jones	LA	306	91
Andy Williams	RSL*	332	86
Javier Morales	RSL	240	81

GAMES PLAYED	TEAM	GP
Nick Rimando	RSL*	424
Kevin Hartman	NYR*	416
Kyle Beckerman	RSL*	406
Brad Davis	KC*	392
Steve Ralston	NE*	378
Brian Carroll	PHI*	370
Jeff Cunningham	CLB*	365
Bobby Boswell	DC*	355
Jack Jewsbury	POR*	352
Davy Arnaud	DC*	351

GAMES STARTED	TEAM	GS
Nick Rimando	RSL*	424
Kevin Hartman	NYR*	411
Kyle Beckerman	RSL*	377
Steve Ralston	NE*	372
Bobby Boswell	DC*	350
Brian Carroll	PHI*	345
Joe Cannon	VAN*	341
Nat Borchers	POR*	339
Brad Davis	KC*	339
Chad Marshall	SEA*	339

MINUTES PLAYED	TEAM	MIN
Nick Rimando	RSL*	38313
Kevin Hartman	NYR*	37260
Kyle Beckerman	RSL*	33778
Steve Ralston	NE*	33143
Bobby Boswell	DC*	31331
Brian Carroll	PHI*	30779
Joe Cannon	VAN*	30732
Nat Borchers	POR*	30259
Chad Marshall	SEA*	30173
Brad Davis	KC*	29577

SHOTS	TEAM	GP	SHOTS
Ante Razov	CHV*	262	926
Dwayne De Rosario	TOR*	343	850
Jason Kreis	RSL*	305	818
Preki	KC*	242	773
Jeff Cunningham	CLB*	365	772
Kei Kamara	NE*	255	739
Edson Buddle	LA*	304	709
Landon Donovan	LA*	340	709
Chris Wondolowski	SJ*	259	694
Jaime Moreno	DC*	340	684

SHOTS ON GOAL	TEAM	GP	SOG
Ante Razov	CHV*	262	441
Jaime Moreno	DC*	340	394
Jeff Cunningham	CLB*	365	372
Jason Kreis	RSL*	305	370
Dwayne De Rosario	TOR*	343	367
Landon Donovan	LA*	340	366
Preki	KC*	242	323
Taylor Twellman	NE	174	318
Chris Wondolowski	SJ*	259	309
Edson Buddle	LA*	304	297

FOULS COMMITTED	TEAM	GP	FC
Kyle Beckerman	RSL*	406	614
Jeff Larentowicz	LA*	324	490
Davy Arnaud	DC*	351	489
Jesse Marsch	CHV*	321	477
Chris Henderson	NYR*	317	474
Pablo Mastroeni	LA*	334	474
Brian Mullan	COL*	323	469
Shalrie Joseph	NE*	283	463
Carey Talley	NYR*	315	463
Atiba Harris	DAL*	246	462

FOULS SUFFERED	TEAM	GP	FS
Davy Arnaud	DC*	351	746
Jaime Moreno	DC*	340	703
Andy Williams	RSL*	332	680
Alejandro Moreno	CHV*	272	659
Cobi Jones	LA	306	637
Eddie Gaven	CLB*	278	583
Mark Chung	SJ*	284	578
Landon Donovan	LA*	340	539
Javier Morales	RSL	240	535
Brian Mullan	COL*	323	526

CAUTIONS (YELLOW)	TEAM	GP	CAUT
Kyle Beckerman	RSL*	406	93
Pablo Mastroeni	LA*	334	81
Davy Arnaud	DC*	351	71
Mike Petke	NYR*	307	69
Carey Talley	NYR*	315	67
Ramiro Corrales	SJ*	307	66
Tyrone Marshall	COL*	337	66
Chris Wingert	RSL*	316	64
Diego Gutierrez	CHI*	276	63
Jay Heaps	NE*	314	63

EJECTIONS (RED CARDS)	TEAM	GP	EJECT
Jamison Olave	RSL*	216	10
Clint Mathis	LA*	258	9
Pablo Mastroeni	LA*	334	8
Ramiro Corrales	SJ*	307	7
Tyrone Marshall	COL*	337	7
Ivan McKinley	DC*	174	7
Mike Petke	NYR*	307	7
14 players tied with 6			

GAME-WINNING GOALS	TEAM	GP	GWG
Landon Donovan	LA*	340	41
Jeff Cunningham	CLB*	365	40
Chris Wondolowski	SJ*	259	38
Ante Razov	CHV*	262	33
Jason Kreis	RSL*	305	31
Edson Buddle	LA*	304	30
Taylor Twellman	NE	174	28
Dwayne De Rosario	TOR*	343	27
Eddie Johnson	DC*	202	26
Jaime Moreno	DC*	340	26

GAME-WINNING ASSISTS	TEAM	GP	GWAS
Landon Donovan	LA*	340	41
Steve Ralston	NE*	378	41
Brad Davis	KC*	392	40
Carlos Valderrama	COL*	175	33
Cobi Jones	LA	306	30
Preki	KC*	242	29
Mauricio Cienfuegos	LA	206	28
Jaime Moreno	DC*	340	26
Kyle Beckerman	RSL*	406	25
Marco Etcheverry	DC	191	25

HAT TRICKS	TEAM	GP	HATS
Stern John	CLB	55	5
Diego Serna	COL*	124	5
Edson Buddle	LA*	304	4
Mamadou Diallo	NYR*	74	4
Landon Donovan	LA*	340	4
Sebastian Giovinco	TOR	61	4
Cobi Jones	LA	306	4
Robbie Keane	LA	125	4
Chris Wondolowski	SJ*	259	4
Bradley Wright-Phillips	NYR	107	4

MULTI-GOAL GAMES	TEAM	GP	GAMES
Landon Donovan	LA*	340	32
Jeff Cunningham	CLB*	365	22
Ante Razov	CHV*	262	22
Robbie Keane	LA	125	20
Jaime Moreno	DC*	340	17
Carlos Ruiz	DAL*	183	17
Chris Wondolowski	SJ*	259	17
Edson Buddle	LA*	304	16
Taylor Twellman	NE	174	16
Bradley Wright-Phillips	NYR	107	16

PENALTY-KICK GOALS	TEAM	GP	PKG
Jaime Moreno	DC*	340	44
Landon Donovan	LA*	340	31
Preki	KC*	242	23
Chris Wondolowski	SJ*	259	21
Jeff Cunningham	CLB*	365	20
Brad Davis	KC*	392	16
Carlos Ruiz	DAL*	183	16
Amado Guevara	TOR*	153	15
Pedro Morales	VAN	83	15
Alvaro Saborio	DC*	158	15

GAMES PLAYED IN GOAL	TEAM	GP
Nick Rimando	RSL*	424
Kevin Hartman	NYR*	416
Joe Cannon	VAN*	342
Jon Busch	CHI*	309
Matt Reis	NE*	293
Zach Thornton	CHV*	282
Tony Meola	NYR*	250
Scott Garlick	RSL*	237
Pat Onstad	DC*	223
Troy Perkins	SEA*	217

GAMES STARTED IN GOAL	TEAM	GS
Nick Rimando	RSL*	424
Kevin Hartman	NYR*	411
Joe Cannon	VAN*	341
Jon Busch	CHI*	308
Matt Reis	NE*	288
Zach Thornton	CHV*	276
Tony Meola	NYR*	250
Scott Garlick	RSL*	234
Pat Onstad	DC*	223
Troy Perkins	SEA*	216

GOALS AGAINST AVG.	TEAM	GP	MIN	SHTS	SVS	GA	GAA	W-L-T	SHO
Jimmy Nielsen	KC	128	11497	430	304	126	0.99	57-38-32	45
Kasey Keller	SEA	93	8264	367	270	97	1.06	44-22-25	30
Jaime Penedo	LA	54	4860	214	155	59	1.09	25-12-17	17
Bouna Coundoul	NYR*	99	8823	474	363	111	1.13	36-36-25	32
Pat Onstad	DC*	223	20076	952	698	254	1.14	93-59-70	64
David Bingham	SJ	73	6480	313	230	83	1.15	25-26-22	20
Nick Rimando	RSL*	424	38313	1954	1450	504	1.18	183-140-1	129
Donovan Ricketts	LA*	188	16712	766	544	222	1.20	79-50-54	56
Kevin Hartman	NYR*	416	37260	1975	1474	501	1.21	180-143-8	112
William Hesmer	CLB*	133	11965	582	421	161	1.21	60-40-33	42

Minimum: 4500 minutes played

SAVES PERCENTAGE	TEAM	GP	SAVES	SOG	PCT
Brad Friedel	CLB	38	177	234	75.6
Bouna Coundoul	NYR*	99	363	488	74.4
Tony Meola	NYR*	250	1136	1546	73.5
Jon Busch	CHI*	309	1151	1577	73.0
Tim Howard	COL*	102	495	679	72.9
Bill Hamid	DC	160	544	749	72.6
Kasey Keller	SEA	93	270	372	72.6
Jorge Campos	CHI*	51	195	269	72.5
David Bingham	SJ	73	230	318	72.3
Joe Cannon	VAN*	342	1331	1843	72.2

Minimum: 175 saves

MINUTES PLAYED IN GOAL	TEAM	MIN
Nick Rimando	RSL*	38313
Kevin Hartman	NYR*	37260
Joe Cannon	VAN*	30732
Jon Busch	CHI*	27725
Matt Reis	NE*	25936
Zach Thornton	CHV*	24935
Tony Meola	NYR*	22555
Scott Garlick	RSL*	21171
Pat Onstad	DC*	20076
Troy Perkins	SEA*	19463

GOALKEEPER WINS	TEAM	GP	WON
Nick Rimando	RSL*	424	183
Kevin Hartman	NYR*	416	180
Zach Thornton	CHV*	282	131
Joe Cannon	VAN*	342	119
Jon Busch	CHI*	309	113
Matt Reis	NE*	293	110
Scott Garlick	RSL*	237	107
Tony Meola	NYR*	250	97
Pat Onstad	DC*	223	93
Donovan Ricketts	LA*	188	79

GOALKEEPER LOSSES	TEAM	GP	LOST
Kevin Hartman	NYR*	416	143
Joe Cannon	VAN*	342	141
Nick Rimando	RSL*	424	140
Tony Meola	NYR*	250	109
Jon Busch	CHI*	309	101
Matt Reis	NE*	293	98
Zach Thornton	CHV*	282	97
Scott Garlick	RSL*	237	93
Troy Perkins	SEA*	217	87
Dan Kennedy	LA*	163	76

SAVES	TEAM	GP	SVS
Kevin Hartman	NYR*	416	1474
Nick Rimando	RSL*	424	1450
Joe Cannon	VAN*	342	1331
Jon Busch	CHI*	309	1151
Tony Meola	NYR*	250	1136
Matt Reis	NE*	293	1114
Scott Garlick	RSL*	237	1021
Zach Thornton	CHV*	282	987
Troy Perkins	SEA*	217	724
Pat Onstad	DC*	223	698

SHUTOUTS	TEAM	GP	SHO
Nick Rimando	RSL*	424	129
Kevin Hartman	NYR*	416	112
Joe Cannon	VAN*	342	86
Jon Busch	CHI*	309	83
Zach Thornton	CHV*	282	76
Matt Reis	NE*	293	75
Pat Onstad	DC*	223	64
Tony Meola	NYR*	250	62
Donovan Ricketts	LA*	188	56
Troy Perkins	SEA*	217	53

\* Played for more than one team; most recent team listed.



## NON-PLAYOFF TEAMS

### CHICAGO FIRE PLAYOFF HISTORY

vs. Team	No. of Series	Series W-L	GP	W-L-T	OT	ShO	GF	GA	Mtg.	Round	Series Result
Colorado	1	1-0	2	2-0-0	0-0-0	1-0	2	1	1998	West Semifinals	Won 2 games to 0
Columbus	1	0-1	1	0-1-0	0-0-0	0-0	1	2	2008	Semifinals	Lost 1 games to 0
D.C. United	4	4-0	7	5-0-2	0-0-0	0-0	13	2	2007	Quarterfinals	Won 1 games to 0
FC Dallas	2	1-1	6	3-2-1	0-0-1	0-0	12	6	2001	Quarterfinals	Won 7 pts. to 1
Houston	1	0-1	1	0-1-0	0-0-0	0-0	1	2	2012	Wild Card	Lost 1 games to 0
Kansas City	1	0-1	1	0-1-0	0-0-0	0-0	0	1	2000	MLS Cup '00	Lost MLS Cup '00
Los Angeles	2	1-1	5	2-2-1	0-2-1	1-0	4	5	2001	Semifinals	Lost 7 pts. to 1
New England	8	4-4	15	7-7-1	1-1-0	0-0	20	14	2009	Quarterfinals	Won Series Tie-Breaker
New York	1	1-0	3	2-1-0	0-0-0	0-0	6	4	2000	Semifinals	Won 6 pts. to 3
Real Salt Lake	1	0-1	1	0-1-0	0-1-0	0-1	0	0	2009	Semifinals	Lost 1 games to 0
San Jose	1	0-1	1	0-1-0	0-0-0	0-0	2	4	2003	MLS Cup '03	Lost MLS Cup '03
<b>TOTALS</b>	<b>23</b>	<b>12-11</b>	<b>43</b>	<b>21-17-5</b>	<b>1-4-2</b>	<b>2-1</b>	<b>61</b>	<b>41</b>			

### CHICAGO FIRE -- ALL-TIME POSTSEASON RESULTS

DATE	OPPONENT	RESULT	ATT.	W-L-T	RD.	GOALS:
10/01/1998	Colorado	W 2-1	12,610	1-0-0	QTR	CHI: Kubik (50); COL: Waldir (79)
10/05/1998	at Colorado	W 1-0	6,582	2-0-0	QTR	CHI: Kubik (42)
10/10/1998	at Los Angeles	W 1-0	25,107	3-0-0	SEM	CHI: Marsch (86)
10/16/1998	Los Angeles	W 2-1	32,744	4-0-0	SEM	CHI: Nowak (31); LA: Pena (37)
10/25/1998	D.C. United	W 2-0	51,350	5-0-0	FIN	CHI: Podbrozny (29) Gutierrez (45)
10/16/1999	at Dallas	L 1-2	10,980	0-1-0	QTR	CHI: Ball (79); DAL: Graziani (52) Santel (75)
10/23/1999	Dallas	W 4-0	13,197	1-1-0	QTR	CHI: Nowak (18) Kosecki (36) Razov (43) Kovalenko (46)
10/27/1999	at Dallas	L 2-3	9,795	1-2-0	QTR	CHI: Razov (3) Marsch (5); DAL: Deering (55) Rodriguez (84) Graziani (86)
09/15/2000	New England	W 2-1	10,476	1-0-0	QTR	CHI: own goal (54) Kovalenko (73); NE: Harris (50)
09/19/2000	at New England	L 1-2	10,723	1-1-0	QTR	CHI: Kovalenko (83); NE: Wynalda (18) Wright (86)
09/22/2000	New England	W 6-0	5,972	2-1-0	QTR	CHI: Razov (5,65) Stoitchkov (14,17) Nowak (47) George (75)
09/26/2000	MetroStars	W 3-0	7,141	3-1-0	SEM	CHI: Stoitchkov (21) Kovalenko (35) Razov (84)
09/30/2000	at MetroStars	L 0-2	15,476	3-2-0	SEM	MET: Chung (40) Valencia (84)
10/06/2000	MetroStars	W 3-2	10,133	4-2-0	SEM	CHI: Brown (3) Stoitchkov (31) Razov (88); MET: Valencia (32,36)
10/15/2000	at Kansas City	L 0-1	39,159	4-3-0	FIN	KC: Molnar (11)
09/20/2001	Dallas	W 2-0	8,314	1-0-0	QTR	CHI: Bocanegra (40) Whitfield (90)
09/23/2001	at Dallas	T 1-1 (OT)	17,149	1-0-1	QTR	CHI: J. Beasley (84); DAL: Deering (27)
09/29/2001	Dallas	W 2-0	12,811	2-0-1	QTR	CHI: Kovalenko (17) Armas (55)
10/10/2001	Los Angeles	T 1-1 (OT)	10,388	2-0-2	SEM	CHI: Wynalda (32); LA: Hernandez (44)
10/13/2001	at Los Angeles	L 0-1 (OT)	10,100	2-1-2	SEM	LA: Vagenas (94)
10/17/2001	Los Angeles	L 1-2 (OT)	13,444	2-2-2	SEM	CHI: D. Beasley (30); LA: Califf (44) Cienfuegos (98)
09/26/2002	at New England	L 0-2	6,306	0-1-0	QTR	NE: Twellman (13) Hernandez (60)
09/29/2002	New England	W 2-1	9,434	1-1-0	QTR	CHI: Razov (43,76); NE: Kamler (28)
10/02/2002	at New England	L 0-2	6,954	1-2-0	QTR	NE: Kamler (12) Twellman (65)
11/01/2003	at D.C. United	W 2-0	15,202	1-0-0	QTR	CHI: Williams (4) Razov (90)
11/09/2003	D.C. United	W 2-0	15,312	2-0-0	QTR	CHI: Ralph (17) Razov (55)
11/14/2003	New England	W 1-0 (OT)	14,610	3-0-0	SEM	CHI: Armas (101)
11/23/2003	San Jose	L 2-4	27,000	3-1-0	FIN	CHI: Beasley (49) own goal (54); SJ: Ekelund (5) Donovan (38,71) Mulrooney (50)
10/21/2005	D.C. United	T 0-0	11,493	0-0-1	QTR	
10/30/2005	at D.C. United	W 4-0	20,089	1-0-1	QTR	CHI: Stewart (10) Guerrero (37,45) Marsch (67)
11/06/2005	at New England	L 0-1	18,118	1-1-1	SEM	NE: Dempsey (4)
10/22/2006	New England	W 1-0	10,217	1-0-0	QTR	CHI: Mapp (35)
10/28/2006	at New England	L 1-2 (OT)	9,372	1-1-0	QTR	CHI: Jaqua (18); NE: Twellman (41) Noonan (58)
10/25/2007	D.C. United	W 1-0	17,834	1-0-0	QTR	CHI: Rolfe (14)
11/01/2007	at D.C. United	T 2-2	19,438	1-0-1	QTR	CHI: Barrett (31) Rolfe (33); DC: Simms (69) Gomez (74)
11/08/2007	at New England	L 0-1	10,317	1-1-1	SEM	NE: Twellman (38)
10/30/2008	at New England	T 0-0	5,221	0-0-1	QTR	
11/06/2008	New England	W 3-0	17,312	1-0-1	QTR	CHI: Rolfe (45) Conde (49) Segares (74)
11/13/2008	at Columbus	L 1-2	14,688	1-1-1	SEM	CHI: McBride (29); CLB: Marshall (49) Gaven (55)
11/01/2009	at New England	L 1-2	7,416	0-1-0	QTR	CHI: Rolfe (17); NE: Osei (45) Joseph (75)
11/07/2009	New England	W 2-0	21,528	1-1-0	QTR	CHI: Thorrington (35) Blanco (83)
11/14/2009	Real Salt Lake	L 0-0 (OT)	21,723	1-2-0	SEM	
10/31/2012	Houston	L 1-2	10,923	0-1-0	WC	CHI: Alex (83); HOU: Bruin (12,46)



## NON-PLAYOFF TEAMS

### 2016 CHICAGO FIRE STATISTICS (7-17-10, 31 pts.)

UNF	POS	PLAYER	GP	GS	MIN	G	A	SHT	SOG	FC	FS	OFF	CK	C	E
11	F	David Accam	24	21	1935	9	5	71	28	28	66	20	39	4	0
8	F	Michael de Leeuw	18	17	1465	7	3	25	12	31	16	12	0	2	0
12	M	Arturo Alvarez	30	24	1923	5	9	39	9	19	12	2	63	2	0
30	M	Razvan Cocis	30	19	1901	5	2	28	10	25	26	2	0	4	0
9	F	Luis Solignac (TOT)	31	24	2177	5	2	49	22	30	23	23	1	1	1
9	F	Luis Solignac (CHI)	13	12	1072	2	0	23	11	20	14	12	1	1	1
77	F	*Kennedy Igboananike	18	18	1518	4	1	48	15	26	37	18	2	2	0
7	M	John Goossens	24	15	1288	3	4	32	11	10	17	9	32	0	0
2	M	Matt Polster	27	24	2107	2	2	20	4	39	27	1	2	5	0
15	M	Joey Calistri	14	2	348	1	1	5	4	2	3	1	0	0	0
16	D	Jonathan Campbell	33	30	2823	1	1	9	2	14	21	0	0	1	0
19	M	Khaly Thiam	20	15	1285	1	0	21	3	27	14	0	0	3	1
13	D	Rodrigo Ramos	21	16	1484	0	3	9	1	25	27	1	1	4	0
3	D	Brandon Vincent	26	24	2191	0	3	8	1	33	13	1	4	1	0
9	F	Gilberto	9	8	641	0	2	23	4	7	10	4	0	0	0
26	M	Michael Stephens	17	11	948	0	2	2	0	5	4	0	10	1	0
5	D	Michael Harrington	19	16	1291	0	1	2	1	10	7	2	0	0	1
21	M	Nick LaBrocca	12	5	514	0	1	8	3	13	12	0	3	3	0
66	D	Joao Meira	28	26	2284	0	1	6	2	35	27	0	0	6	0
10	F	David Arshakyan	9	3	324	0	0	9	2	2	3	0	0	0	0
17	M	Collin Fernandez	2	0	8	0	0	1	0	0	2	0	0	0	0
6	D	Eric Gehrig	5	3	259	0	0	0	0	5	0	0	0	0	0
25	G	Sean Johnson	22	22	1980	0	0	0	0	1	3	0	0	0	0
4	D	Johan Kappelhof	33	31	2789	0	0	3	1	35	7	3	0	3	0
28	G	Matt Lampson	11	11	990	0	0	0	0	0	1	0	0	0	0
23	G	Patrick McLain	1	1	90	0	0	0	0	0	0	0	0	0	0
29	F	Alex Morrell	4	0	52	0	0	2	1	0	1	0	0	0	0
18	M	Drew Conner	0	0	0	0	0	0	0	0	0	0	0	0	0
22	D	Patrick Doody	0	0	0	0	0	0	0	0	0	0	0	0	0
		Own-goals received				2									
		Team totals	34	34	3060	42	41	394	125	412	398	88	157	42	3
		Opponent totals	34	34	3060	58	61	504	188	398	412	54	185	46	2

GAME-WINNING GOALS: Luis Solignac 1, Kennedy Igboananike 1, John Goossens 1, Michael de Leeuw 1  
Arturo Alvarez 1, David Accam 1

GAME-WINNING ASSISTS: Brandon Vincent 1, Gilberto 1, Michael Harrington 1, Razvan Cocis 1  
Jonathan Campbell 1, David Accam 1

PENALTY KICK GOALS/ATTEMPTS: David Accam 2-2

#### CHICAGO FIRE INDIVIDUAL GOALKEEPING

UNF	POS	GOALKEEPER	GP	GS	MIN	SHTS	SV	GA	GAA	PG	PA	W	L	T	SO
28	G	Matt Lampson	11	11	990	76	55	18	1.64	1	1	1	6	4	3
25	G	Sean Johnson	22	22	1980	106	68	37	1.68	1	1	6	10	6	5
23	G	Patrick McLain	1	1	90	6	3	3	3.00	1	1	0	1	0	0
		Team totals	34	34	3060	188	126	58	1.71	3	3	7	17	10	8
		Opponent totals	34	34	3060	125	83	42	1.24	2	2	17	7	10	8

\* = Played with other teams in 2016. Only Chicago Fire statistics listed here.



## NON-PLAYOFF TEAMS

### CHICAGO FIRE 2016 SCHEDULE

DAY	DATE	OPPONENT	RESULT	ATT.	W-L-T	POS.	PTS	NOTES:
Sun.	Mar. 6	New York City FC	L 3-4	17,768	0-1-0	T6	0	CHI: Cocis (19) Igboananike (49) Accam (72); NYC: McNamara (10) Taylor (29) Shelton (36) Diskerud (63)
Fri.	Mar. 11	at Orlando City SC	T 1-1	29,041	0-1-1	T5	1	CHI: Accam (14); ORL: Larin (4)
Sat.	Mar. 19	Columbus	T 0-0	12,605	0-1-2	T7	2	
Sat.	Apr. 2	Philadelphia	W 1-0	12,073	1-1-2	T4	5	CHI: Igboananike (51)
Sun.	Apr. 10	at New York City FC	T 0-0	22,930	1-1-3	T5	6	
Sat.	Apr. 16	Montreal	L 1-2	14,509	1-2-3	T6	6	CHI: Igboananike (29); MTL: Drogba (56) Piatti (91+)
Sat.	Apr. 30	D.C. United	T 1-1	13,114	1-2-4	10	7	CHI: Campbell (41); DC: Nyarko (64)
Wed.	May 11	at Vancouver	L 1-2	19,638	1-3-4	10	7	CHI: Igboananike (62); VAN: Perez (36,88)
Sat.	May 14	at New England	L 0-2	18,997	1-4-4	10	7	NE: Nguyen (22) Hollinger-Janzen (84)
Wed.	May 18	at New York Red Bulls	L 0-1	16,624	1-5-4	10	7	NYR: Grella (58)
Sat.	May 21	Houston	W 1-0	15,363	2-5-4	10	10	CHI: Alvarez (3)
Sat.	May 28	Portland	T 1-1	14,729	2-5-5	10	11	CHI: Accam (20); POR: Valeri (18)
Sat.	June 18	at Colorado	L 1-2	18,103	2-6-5	10	11	CHI: Calistri (81); COL: K. Doyle (57) Pappa (89)
Wed.	June 22	at Philadelphia	L 3-4	16,667	2-7-5	10	11	CHI: Accam (2) Cocis (69) Thiam (80); PHI: own goal (11) Alberg (15,46+,56)
Fri.	July 1	San Jose	W 1-0	16,487	3-7-5	10	14	CHI: Goossens (58)
Sat.	July 9	at Toronto FC	L 0-1	27,934	3-8-5	10	14	TOR: Morrow (9)
Wed.	July 13	Sporting KC	W 1-0	13,879	4-8-5	T9	17	CHI: de Leeuw (19)
Sat.	July 16	at FC Dallas	L 1-3	13,942	4-9-5	10	17	CHI: Alvarez (91+); DAL: Urruti (23) Diaz (41) Rosales (92+)
Sat.	July 23	at New England	L 0-1	21,872	4-10-5	10	17	NE: Watson (85)
Sun.	July 31	New York Red Bulls	T 2-2	17,221	4-10-6	10	18	CHI: Accam (35) Polster (47+); NYR: own goal (16) B. Wright-Philli (90)
Sat.	Aug. 6	at Real Salt Lake	L 1-3	19,909	4-11-6	10	18	CHI: Alvarez (58); RSL: Garcia (14) Morales (28,64)
Sun.	Aug. 14	Orlando City SC	T 2-2	18,148	4-11-7	10	19	CHI: Goossens (6) Cocis (78); ORL: Larin (9) Kaka (32)
Sat.	Aug. 20	at Montreal	W 3-0	20,801	5-11-7	10	22	CHI: Sognic (15) Accam (73) Polster (89)
Wed.	Aug. 24	Los Angeles	T 2-2	16,179	5-11-8	T9	23	CHI: Alvarez (34) Accam (39); LA: Zardes (31) dos Santos (69)
Sat.	Aug. 27	at D.C. United	L 2-6	15,720	5-12-8	10	23	CHI: de Leeuw (31) Cocis (47+); DC: Acosta (25) Mullins (40,46+,74) Nyarko (51) DeLeon (89)
Sat.	Sept. 3	Philadelphia	W 3-0	16,102	6-12-8	T9	26	CHI: own goal (22) de Leeuw (71) Alvarez (90)
Sat.	Sept. 10	Toronto FC	L 1-2	18,391	6-13-8	T9	26	CHI: de Leeuw (58); TOR: Altidore (33) Osorio (52)
Fri.	Sept. 16	D.C. United	T 2-2	13,807	6-13-9	9	27	CHI: Cocis (22) Accam (29); DC: Vincent (19) Boswell (92+)
Fri.	Sept. 23	at New York City FC	L 1-4	25,011	6-14-9	10	27	CHI: Sognic (35); NYC: Mena (8) Villa (9,83) Mendoza (44)
Wed.	Sept. 28	at Seattle	L 0-1	39,269	6-15-9	10	27	SEA: Marshall (24)
Sat.	Oct. 1	at Columbus	L 0-3	20,034	6-16-9	10	27	CLB: Afful (8) Meram (50) Duka (59)
Thu.	Oct. 13	Columbus	T 2-2	15,883	6-16-1	10	28	CHI: own goal (53) de Leeuw (57); CLB: Jahn (13,80)
Sun.	Oct. 16	New England	W 2-1	18,976	7-16-1	10	31	CHI: de Leeuw (9) Accam (80); NE: Fagundez (43)
Sun.	Oct. 23	at Toronto FC	L 2-3	25,235	7-17-1	10	31	CHI: de Leeuw (18) Goossens (83); TOR: Giovinco (45) Morrow (54) Osorio (62)





# NON-PLAYOFF TEAMS

## CHICAGO FIRE – GAME-BY-GAME LOG

Game #1	03/06/2016	CHI 3 vs NYC 4	L	Cocis 1 (Alvarez 1) 19; Igboananike 1 (Accam 1) 49; Accam 1 (penalty kick) 72
Game #2	03/11/2016	CHI 1 at ORL 1	T	Accam 2 (Goossens 1) 14
Game #3	03/19/2016	CHI 0 vs CLB 0	T	
Game #4	04/02/2016	CHI 1 vs PHI 0	W	Igboananike 2 (Harrington 1) 51
Game #5	04/10/2016	CHI 0 at NYC 0	T	
Game #6	04/16/2016	CHI 1 vs MTL 2	L	Igboananike 3 (Gilberto 1) 29
Game #7	04/30/2016	CHI 1 vs DC 1	T	Campbell 1 (Alvarez 2) 41
Game #8	05/11/2016	CHI 1 at VAN 2	L	Igboananike 4 (Alvarez 3, Calistri 1) 62
Game #9	05/14/2016	CHI 0 at NE 2	L	
Game #10	05/18/2016	CHI 0 at NYR 1	L	
Game #11	05/21/2016	CHI 1 vs HOU 0	W	Alvarez 1 (Gilberto 2) 3
Game #12	05/28/2016	CHI 1 vs POR 1	T	Accam 3 (Igboananike 1, Meira 1) 20
Game #13	06/18/2016	CHI 1 at COL 2	L	Calistri 1 (Ramos 1, Accam 2) 81
Game #14	06/22/2016	CHI 3 at PHI 4	L	Accam 4 (Stephens 1) 2; Cocis 2 (Ramos 2) 69; Thiam 1 (Goossens 2) 80
Game #15	07/01/2016	CHI 1 vs SJ 0	W	Goossens 1 (unassisted) 58
Game #16	07/09/2016	CHI 0 at TOR 1	L	
Game #17	07/13/2016	CHI 1 vs KC 0	W	de Leeuw 1 (Cocis 1, Vincent 1) 19
Game #18	07/16/2016	CHI 1 at DAL 3	L	Alvarez 2 (unassisted) 91+
Game #19	07/23/2016	CHI 0 at NE 1	L	
Game #20	07/31/2016	CHI 2 vs NVR 2	T	Accam 5 (unassisted) 35; Polster 1 (Goossens 3, Ramos 3) 47+
Game #21	08/06/2016	CHI 1 at RSL 3	L	Alvarez 3 (LaBrocca 1, Stephens 2) 58
Game #22	08/14/2016	CHI 2 vs ORL 2	T	Goossens 2 (Polster 1) 6; Cocis 3 (Vincent 2, Accam 3) 78
Game #23	08/20/2016	CHI 3 at MTL 0	W	Solignac 4 (Accam 4) 15; Accam 6 (Alvarez 4, de Leeuw 1) 73; Polster 2 (Alvarez 5) 89
Game #24	08/24/2016	CHI 2 vs LA 2	T	Alvarez 4 (unassisted) 34; Accam 7 (penalty kick) 39
Game #25	08/27/2016	CHI 2 at DC 6	L	de Leeuw 2 (unassisted) 31; Cocis 4 (de Leeuw 2) 47+
Game #26	09/03/2016	CHI 1 vs TOR 2	L	own goal (Alberg) 22; de Leeuw 3 (unassisted) 71; Alvarez 5 (de Leeuw 3) 90
Game #27	09/10/2016	CHI 1 vs PHI 0	W	de Leeuw 4 (Goossens 4) 58
Game #28	09/16/2016	CHI 2 vs DC 2	T	Cocis 5 (Alvarez 6) 22; Accam 8 (Cocis 2) 29
Game #29	09/23/2016	CHI 1 at NYC 4	L	Solignac 5 (Alvarez 7, Polster 2) 35
Game #30	09/28/2016	CHI 0 at SEA 1	L	
Game #31	10/01/2016	CHI 0 at CLB 3	L	
Game #32	10/13/2016	CHI 2 vs CLB 2	T	own goal (Parkhurst) 53; de Leeuw 5 (Alvarez 8) 57
Game #33	10/16/2016	CHI 2 vs NE 1	W	de Leeuw 6 (Vincent 3, Accam 5) 9; Accam 9 (Campbell 1) 80
Game #34	10/23/2016	CHI 2 at TOR 3	L	de Leeuw 7 (Alvarez 9) 18; Goossens 3 (unassisted) 83





# NON-PLAYOFF TEAMS

## CHICAGO FIRE – CUP COMPETITIONS – GAME-BY-GAME

#	Player	U.S. OPEN CUP				SF	NE	FTLD	QF	5R	CLB	CLB	FTLD	QF	SF
		4R	5R	CLB	FTLD										
		INDY	INDY	CLB	FTLD	QF	NE	FTLD	QF	5R	CLB	FTLD	QF	SF	
		1-1	2-1	2-1	3-0	3-0	1-3	1-1	1-1	2-1	2-1	3-0	3-0	1-3	
2	Matt Polster	45M			90M	90M	24								
3	Brandon Vincent	120D	90D	90D	90D	90D	45								
4	Johan Kappelhof	46	90D	90D	90D	90D	90D								
5	Michael Harrington						89D								
6	Eric Gehrig	120D	30												
7	John Goossens		60M											90M	
8	Michael de Leeuw				53F		90F								
9	Gilberto														
11	David Accam	120F	69F		72M	89M									
12	Arturo Alvarez	61F			90M	90M									
13	Rodrigo Ramos	74D	90D	90D	90D	45D									
15	Joey Calistri	59	10			1									
16	Jonathan Campbell	120D	90D	90D	90D	90D									
17	Collin Fernandez														
18	Drew Conner														
19	Khalyl Thiam	120M			90M	66M									
21	Nick LaBrocca	75			45										
22	Patrick Doody														
23	Patrick McLain														
25	Sean Johnson														
26	Michael Stephens		90M		18										
28	Matt Lampson	120G	90G	90G	90G	90G									
29	Alex Morrell														
30	Razvan Cociș	120M	90M	90M	45M	90M									
66	Joao Meira		21												
77	Kennedy Igboanani	120F	80F	80F	37										

U.S. OPEN CUP		CHI 1		CHI 2		CHI 3		CHI 1		T (4-3 pens)		Accam (unassisted) 111	
4R	06/15/2016	vs	INDY11	1									Accam (unassisted) 111
5R	06/28/2016	vs	CLB	1									Accam (Goossens) 7; Accam (Ramos) 29
QF	07/20/2016	vs	FTLAUD	0									Accam (penalty kick) 5; de Leeuw (Accam) 35; Thiam (unassisted) 51
SF	08/09/2016	at	NE	3									Accam (de Leeuw) 40



## NON-PLAYOFF TEAMS

### COLUMBUS CREW SC PLAYOFF HISTORY

vs. Team	No. of Series		Series					Last		Round	Series Result
	Series	W-L	GP	W-L-T	OT	ShO	GF	GA	Mtg.		
Chicago	1	1-0	1	1-0-0	0-0-0	0-0	2	1	2008	Semifinals	Won 1 games to 0
Colorado	2	0-2	3	1-3-0	1-1-0	0-0	2	3	2011	Wild Card	Lost 1 games to 0
D.C. United	3	0-3	8	2-6-0	0-0-0	0-0	12	18	1999	East Finals	Lost 2 games to 1
Kansas City	1	1-0	2	1-0-1	0-0-0	0-0	3	1	2008	Quarterfinals	Won 1 games to 0
Montreal	1	1-0	2	1-1-0	1-0-0	0-0	4	3	2015	Quarterfinals	Won Series Tie-Breaker
New England	3	0-3	7	0-4-3	0-0-2	0-0	6	12	2014	Quarterfinals	Lost 2 games to 0
New York	3	3-0	5	4-1-0	0-0-0	1-0	11	6	2015	Semifinals	Won Series Tie-Breaker
Portland	1	0-1	1	0-1-0	0-0-0	0-0	1	2	2015	MLS Cup '15	Lost MLS Cup '15
Real Salt Lake	1	0-1	2	0-2-0	0-0-0	0-0	2	4	2009	Quarterfinals	Lost 2 games to 0
San Jose	2	1-1	4	2-2-0	0-0-0	0-0	5	8	2002	Quarterfinals	Won 6 pts. to 0
Tampa Bay	3	2-1	7	5-2-0	0-0-0	0-0	11	8	1999	East Semifinals	Won 2 games to 0
<b>TOTALS</b>	<b>21</b>	<b>9-12</b>	<b>42</b>	<b>17-22-4</b>	<b>2-1-2</b>	<b>1-0</b>	<b>59</b>	<b>66</b>			

### COLUMBUS CREW SC -- ALL-TIME POSTSEASON RESULTS

DATE	OPPONENT	RESULT	ATT.	W-L-T	RD.	GOALS:
09/25/1996	Tampa Bay	L 0-2	20,807	0-1-0	QTR	TB: Lassiter (82,87)
09/28/1996	at Tampa Bay	W 2-1	13,009	1-1-0	QTR	CLB: Paz (1) McBride (58); TB: Lassiter (26)
10/02/1996	at Tampa Bay	L 1-4	6,871	1-2-0	QTR	CLB: McBride (35); TB: Vasquez (3) Lassiter (41,58) Pittman (55)
10/05/1997	at Tampa Bay	W 2-1	8,272	1-0-0	QTR	CLB: Farrell (11) Wood (83); TB: Gilmar (35)
10/08/1997	Tampa Bay	W 2-0	13,102	2-0-0	QTR	CLB: McBride (43) Warzycha (73)
10/12/1997	at D.C. United	L 2-3	11,820	2-1-0	SEM	CLB: Farrell (57) Dooley (73); DC: Sanneh (9,45) Diaz Arce (29)
10/15/1997	D.C. United	L 0-1	9,506	2-2-0	SEM	DC: Diaz Arce (47)
09/30/1998	MetroStars	W 5-3	10,996	1-0-0	QTR	CLB: McBride (9,12) Smith (33) Farrell (38) John (58); MET: Hurtado (53) Sorber (60) Joseph (80)
10/03/1998	at MetroStars	W 2-1	11,686	2-0-0	QTR	CLB: John (22); MET: Ramos (13)
10/11/1998	at D.C. United	L 0-2	17,755	2-1-0	SEM	DC: Sanneh (68) Etcheverry (78)
10/18/1998	D.C. United	W 4-2	13,193	3-1-0	SEM	CLB: McBride (8,47) Dooley (37) John (81); DC: Sanneh (65) Lassiter (77)
10/21/1998	at D.C. United	L 0-3	21,453	3-2-0	SEM	DC: Agoos (12) Lassiter (44,79)
10/17/1999	Tampa Bay	W 2-0	9,188	1-0-0	QTR	CLB: John (77,84)
10/22/1999	at Tampa Bay	W 2-0	14,392	2-0-0	QTR	CLB: West (23) Cunningham (88)
10/31/1999	at D.C. United	L 1-2	14,529	2-1-0	SEM	CLB: Cunningham (82); DC: Moreno (15) Olsen (72)
11/07/1999	D.C. United	W 5-1	12,778	3-1-0	SEM	CLB: Elcock (20) Cunningham (41) John (48,61,84); DC: Lassiter (7)
11/13/1999	at D.C. United	L 0-4	21,451	3-2-0	SEM	DC: Moreno (17) Lassiter (34,52) Etcheverry (86)
09/22/2001	San Jose	L 1-3	20,883	0-1-0	QTR	CLB: Warzycha (54); SJ: Donovan (5,45) Lagos (31)
09/26/2001	at San Jose	L 0-3	10,419	0-2-0	QTR	SJ: Lagos (9) Cerritos (68) Donovan (76)
09/25/2002	at San Jose	W 2-1	8,069	1-0-0	QTR	CLB: Buddle (38) Garcia (81); SJ: Donovan (54)
09/28/2002	San Jose	W 2-1	13,004	2-0-0	QTR	CLB: Garcia (50); McBride (81); SJ: Graziani (58)
10/06/2002	at New England	T 0-0 (OT)	11,387	2-0-1	SEM	
10/09/2002	New England	L 0-1	10,245	2-1-1	SEM	NE: Heaps (3)
10/12/2002	at New England	T 2-2 (OT)	9,216	2-1-2	SEM	CLB: McBride (80) Washington (85); NE: Ralston (17) Harris (47)
10/23/2004	at New England	L 0-1	5,679	0-1-0	QTR	NE: John (25)
10/31/2004	New England	T 1-1	15,224	0-1-1	QTR	CLB: Buddle (90); NE: Twellman (81)
11/01/2008	at Kansas City	T 1-1	10,385	0-0-1	QTR	CLB: Lenhart (90); KC: Arnaud (53)
11/08/2008	Kansas City	W 2-0	11,153	1-0-1	QTR	CLB: Evans (7) Rogers (57)
11/13/2008	Chicago	W 2-1	14,688	2-0-1	SEM	CLB: Marshall (49) Gaven (55); CHI: McBride (29)
11/23/2008	New York	W 3-1	27,000	3-0-1	FIN	CLB: Moreno (31) Marshall (53) Hejduk (82); NY: Wolyniec (51)
10/31/2009	at Real Salt Lake	L 0-1	11,499	0-1-0	QTR	RSL: Findley (88)
11/05/2009	Real Salt Lake	L 2-3	10,109	0-2-0	QTR	CLB: Schelotto (19,35); RSL: Morales (37) Findley (45) Williams (74)
10/28/2010	at Colorado	L 0-1	11,872	0-1-0	QTR	COL: Mastroeni (23)
11/06/2010	Colorado	W 2-1 (OT)	10,322	1-2-0	QTR	CLB: Gaven (22) Rogers (70); COL: Casey (84)
10/27/2011	at Colorado	L 0-1	7,803	0-1-0	WC	COL: Cummings (45)
11/01/2014	New England	L 2-4	9,074	0-1-0	QTR	CLB: Meram (64) Higuain (94+); NE: Davies (34,78) Tierney (51) Nguyen (70)
11/09/2014	at New England	L 1-3	20,184	0-2-0	QTR	CLB: Tchani (69); NE: Nguyen (43) Goncalves (55) Bunbury (77)
11/01/2015	at Montreal	L 1-2	17,655	0-1-0	QTR	CLB: Higuain (33); MTL: Bernier (37) Venegas (77)
11/08/2015	Montreal	W 3-1 (OT)	19,026	1-1-0	QTR	CLB: Kamara (4,111) Finlay (77); MTL: Duka (40)
11/22/2015	New York Red Bull	W 2-0	21,617	2-1-0	SEM	CLB: Meram (0:09) Kamara (85)
11/29/2015	at New York Red Bull	L 0-1	25,219	2-2-0	SEM	NYR: Abang (93+)
12/06/2015	Portland	L 1-2	21,747	2-3-0	FIN	CLB: Kamara (18); POR: Valeri (0:27) Wallace (7)



## NON-PLAYOFF TEAMS

### 2016 COLUMBUS CREW SC STATISTICS (8-14-12, 36 pts.)

UNF	POS	PLAYER	GP	GS	MIN	G	A	SHT	SOG	FC	FS	OFF	CK	C	E
17	F	Ola Kamara	25	20	1859	16	2	80	38	23	35	35	1	0	0
13	M	Ethan Finlay	34	27	2462	6	9	46	22	18	23	22	6	2	0
12	F	Adam Jahn (TOT)	22	4	554	6	0	23	8	12	5	5	0	0	0
12	F	Adam Jahn (CLB)	12	4	459	5	0	20	7	9	2	4	0	0	0
9	M	Justin Meram	33	31	2605	5	13	76	27	21	53	13	16	3	0
23	F	*Kei Kamara	9	9	790	5	0	36	13	8	9	9	0	0	0
10	M	Federico Higuain	20	18	1607	4	3	45	14	10	23	5	77	0	0
25	D	Harrison Afful	30	30	2567	3	3	40	13	28	21	6	0	1	1
6	M	Tony Tchani	21	20	1791	1	3	27	8	34	27	0	0	8	1
5	M	Dilly Duka	15	5	604	1	1	14	7	7	3	2	10	0	0
11	M	Cedrick Mabwati	17	6	593	1	0	12	5	4	5	3	1	0	0
18	M	Cristian Martinez	5	2	197	1	0	4	2	6	5	0	0	1	0
8	M	Mohammed Saeid	25	24	2016	0	5	20	3	14	37	1	70	2	0
3	M	Corey Ashe	18	14	1214	0	4	4	0	7	18	0	0	1	0
14	D	Waylon Francis	19	13	1233	0	3	5	1	18	9	3	0	2	0
24	D	Nicolai Naess	13	13	1155	0	2	6	3	8	11	0	0	0	0
4	D	Michael Parkhurst	34	34	3036	0	2	0	0	11	18	0	0	2	1
16	M	Hector Jimenez	25	14	1239	0	1	14	4	4	10	2	17	0	0
20	M	Wil Trapp	30	29	2543	0	1	10	0	34	25	0	2	5	0
21	D	Chad Barson	7	3	326	0	0	0	0	4	5	0	0	0	0
27	F	Conor Casey	4	0	35	0	0	0	0	2	0	0	0	0	1
1	G	Steve Clark	32	32	2880	0	0	0	0	0	2	0	0	1	0
7	M	Emil Larsen	3	0	31	0	0	0	0	0	0	0	0	0	0
19	M	Rodrigo Saravia	10	1	208	0	0	0	0	3	2	0	0	0	0
22	D	Gaston Sauro	13	12	918	0	0	2	0	23	3	0	0	3	0
41	G	Brad Stuver	2	2	180	0	0	0	0	1	0	0	0	0	0
26	M	Ben Swanson	1	0	16	0	0	0	0	0	0	0	0	0	0
33	D	Amro Tarek	1	0	2	0	0	0	0	0	0	0	0	0	0
2	D	Tyson Wahl	13	11	1014	0	0	2	0	14	7	0	0	2	1
29	M	Marshall Hollingsworth	0	0	0	0	0	0	0	0	0	0	0	0	0
	M	Chase Minter	0	0	0	0	0	0	0	0	0	0	0	0	0
30	G	Matt Pacifici	0	0	0	0	0	0	0	0	0	0	0	0	0
23	G	Zack Steffen	0	0	0	0	0	0	0	0	0	0	0	0	0
		Own-goals received				2									
		Team totals	34	34	3060	50	52	463	167	311	376	105	200	33	5
		Opponent totals	34	34	3060	58	48	427	176	376	311	57	159	59	2

GAME-WINNING GOALS: Ola Kamara 2, Ethan Finlay 2, Justin Meram 1, Kei Kamara 1, Harrison Afful 1

GAME-WINNING ASSISTS: Mohammed Saeid 2, Justin Meram 2, Federico Higuain 2, Nicolai Naess 1

Hector Jimenez 1, Ethan Finlay 1

PENALTY KICK GOALS/ATTEMPTS: Ola Kamara 2-3, Justin Meram 1-1, Kei Kamara 1-1, Federico Higuain 1-1

Ethan Finlay 1-1

#### COLUMBUS CREW SC INDIVIDUAL GOALKEEPING

UNF	POS	GOALKEEPER	GP	GS	MIN	SHTS	SV	GA	GAA	PG	PA	W	L	T	SO
1	G	Steve Clark	32	32	2880	161	112	51	1.59	4	5	8	12	12	8
41	G	Brad Stuver	2	2	180	15	8	7	3.50	0	1	0	2	0	0
		Team totals	34	34	3060	176	120	58	1.71	4	6	8	14	12	8
		Opponent totals	34	34	3060	167	113	50	1.47	6	7	14	8	12	7

\* = Played with other teams in 2016. Only Columbus Crew SC statistics listed here.



## NON-PLAYOFF TEAMS

### COLUMBUS CREW SC 2016 SCHEDULE

DAY	DATE	OPPONENT	RESULT	ATT.	W-L-T	POS.	PTS	NOTES:
Sun.	Mar. 6	at Portland	L 1-2	21,144	0-1-0	T6	0	CLB: Higuain (68); POR: Valeri (23) Adi (79)
Sat.	Mar. 12	Philadelphia	L 1-2	17,015	0-2-0	T9	0	CLB: K. Kamara (87); PHI: Pontius (46+,71)
Sat.	Mar. 19	at Chicago	T 0-0	12,605	0-2-1	T9	1	
Sat.	Apr. 2	at FC Dallas	T 1-1	13,174	0-2-2	10	2	CLB: Meram (9); DAL: Akindele (77)
Sat.	Apr. 9	at Montreal	L 0-2	22,053	0-3-2	10	2	MTL: Camara (48) Bekker (86)
Sat.	Apr. 16	New York City FC	W 3-2	16,715	1-3-2	9	5	CLB: Finlay (7) K. Kamara (49) Meram (80); NYC: Villa (15,87)
Sat.	Apr. 23	Houston	W 1-0	17,705	2-3-2	T6	8	CLB: K. Kamara (21)
Sat.	Apr. 30	at Seattle	L 0-1	39,473	2-4-2	9	8	SEA: Morris (88)
Sat.	May 7	Montreal	T 4-4	14,095	2-4-3	9	9	CLB: K. Kamara (16,46+) Higuain (48,53); MTL: Piatti (26,58) Drogba (57) Oduro (93+)
Sat.	May 14	Colorado	T 1-1	15,023	2-4-4	T8	10	CLB: Mabwati (23); COL: K. Doyle (55)
Sat.	May 21	at Toronto FC	T 0-0	26,252	2-4-5	9	11	
Sat.	May 28	Real Salt Lake	W 4-3	14,894	3-4-5	9	14	CLB: O. Kamara (17,64,74) own goal (20); RSL: Mulholland (13) Allen (78) Plata (83)
Wed.	June 1	at Philadelphia	L 2-3	15,543	3-5-5	9	14	CLB: O. Kamara (14) Cr. Martinez (93+); PHI: Pontius (21) Nogueira (57) Herbers (84)
Sat.	June 18	Montreal	T 0-0	14,814	3-5-6	9	15	
Sat.	June 25	New York Red Bull	T 1-1	20,389	3-5-7	9	16	CLB: O. Kamara (93+); NYR: B. Wright-Philli (52)
Sun.	July 3	at Sporting KC	L 2-3	19,332	3-6-7	9	16	CLB: O. Kamara (22,75); KC: Feilhaber (49) Zusi (56) Besler (91+)
Sat.	July 9	at New England	L 1-3	18,434	3-7-7	9	16	CLB: O. Kamara (42); NE: Nguyen (3) own goal (34) Kamara (71)
Wed.	July 13	Toronto FC	T 1-1	13,410	3-7-8	T9	17	CLB: Afful (54); TOR: Hamilton (64)
Sat.	July 16	D.C. United	T 1-1	20,065	3-7-9	9	18	CLB: O. Kamara (63); DC: Espindola (89)
Sat.	July 23	Orlando City SC	T 2-2	20,034	3-7-10	9	19	CLB: Tchani (20) O. Kamara (51+); ORL: Molino (65) Larin (69)
Sun.	July 31	at Toronto FC	L 0-3	23,979	3-8-10	9	19	TOR: Endoh (8) Giovinco (24) Altidore (87)
Sat.	Aug. 13	New York City FC	T 3-3	18,189	3-8-11	9	20	CLB: Meram (49) Finlay (80,95+); NYC: Lampard (41) Villa (83,92+)
Sat.	Aug. 20	at New England	W 2-0	20,224	4-8-11	9	23	CLB: Finlay (8) Higuain (49)
Wed.	Aug. 24	Philadelphia	L 1-2	13,114	4-9-11	T9	23	CLB: Jahn (73); PHI: Herbers (60) Rosenberry (74)
Sat.	Aug. 27	San Jose	W 2-0	20,031	5-9-11	9	26	CLB: Finlay (32) Meram (84)
Sat.	Sept. 3	at Los Angeles	L 1-2	24,693	5-10-1	T9	26	CLB: Jahn (92+); LA: Husidic (78) dos Santos (82)
Sat.	Sept. 10	Vancouver	L 1-3	15,589	5-11-1	T9	26	CLB: O. Kamara (11); VAN: own goal (13) Jacobson (74) Hurtado (82)
Sat.	Sept. 17	at Orlando City S	W 4-1	30,218	6-11-1	9	29	CLB: Finlay (6) own goal (22) O. Kamara (44,95+); ORL: Larin (79)
Sun.	Sept. 25	New England	W 2-0	20,012	7-11-1	9	32	CLB: O. Kamara (42,84)
Wed.	Sept. 28	at D.C. United	L 0-3	12,094	7-12-1	9	32	DC: Sam (71) Neagle (86) Saborio (90)
Sat.	Oct. 1	Chicago	W 3-0	20,034	8-12-1	T8	35	CLB: Afful (8) Meram (50) Duka (59)
Thu.	Oct. 13	at Chicago	T 2-2	15,883	8-12-1	8	36	CLB: Jahn (13,80); CHI: own goal (53) de Leeuw (57)
Sun.	Oct. 16	at New York Red B	L 2-3	22,937	8-13-1	9	36	CLB: Jahn (73) Afful (83); NYR: Grella (53) B. Wright-Philli (58,70)
Sun.	Oct. 23	at New York City	L 1-4	30,374	8-14-1	9	36	CLB: O. Kamara (59); NYC: Mendoza (45) Harrison (75) Shelton (77) Villa (93+)



## NON-PLAYOFF TEAMS

### COLUMBUS CREW – GAME-BY-GAME

#	Player	1	2	3	4	5	6	7	8	9	10	11	12	13	14	15	16	17	18	19	20	21	22	23	24	25	26	27	28	29	30	31	32	33	34		
1	Steve Clark	POR	PHI	CHI	DAL	MTL	NYC	HOU	SEA	MTL	COL	TOR	RSL	PHI	MTL	NYR	KC	NE	TOR	DC	ORL	TOR	NYC	NE	PHI	SJ	LA	VAN	ORL	NE	DC	CHI	CHI	NYR	NYC		
2	Tyson Wahl	1-2	1-2	0-0	1-1	0-2	3-2	1-0	0-1	4-4	1-1	0-0	4-3	2-3	0-0	1-1	2-3	1-3	1-1	1-1	1-1	2-2	0-3	3-3	2-0	1-2	2-0	1-2	1-3	4-1	2-0	0-3	3-0	2-2	2-3	1-4	
3	Corey Ashe	90G	90G	90G	90G	90G	90G	90G	90G	90G	90G	90G	90G	90G	90G	90G	90G	90G	90G	90G	90G	90G	90G	90G	90G	90G	90G	90G	90G	90G	90G	90G	90G	90G	90G	90G	
4	Michael Parkhurst	90D	90D	90D	90D	90D	90D	90D	90D	90D	90D	90D	90D	90D	90D	90D	90D	90D	90D	90D	90D	90D	90D	90D	90D	90D	90D	90D	90D	90D	90D	90D	90D	90D	90D	90D	
5	Dilly Duka	90M	90M	90M	90M	90M	90M	90M	90M	90M	90M	90M	90M	90M	90M	90M	90M	90M	90M	90M	90M	90M	90M	90M	90M	90M	90M	90M	90M	90M	90M	90M	90M	90M	90M	90M	
6	Tony Tchani																																				
7	Emil Larsen																																				
8	Mohammed Saaid	16	16	73M	68M	72M	90M	71M	90M	79M	85M	73M	70M	90M	80M	78M	90M	86M	83M	90M	85M	62M	90M	90M	90M	90M	90M	90M	90M	90M	90M	90M	90M	90M	90M	90M	90M
9	Justin Meram	90M	90M	90M	90M	90M	90M	90M	90M	90M	90M	90M	90M	90M	90M	90M	90M	90M	90M	90M	90M	90M	90M	90M	90M	90M	90M	90M	90M	90M	90M	90M	90M	90M	90M	90M	90M
10	Federico Higuain	9	31	17	11	18																															
11	Cedrick Mabwati																																				
12	Adam Jahn																																				
13	Ethan Finlay	81M	74M	87M	79M	90M	90M	63M	90M	90M	30	23	90M	90M	90F	90M	90M	65M	45M	31	31	45	90M	90M	63M	90M	90M	66M	90M	90M	90M	90M	90M	90M	90M	90M	90M
14	Waylon Francis	90D	74D	90D	90D	90D	90D	90D	90D	21			27	90D	19			90D	1	90D		90D	61D														
15	Hector Jimenez	67M	59M		3	11						5	90D	90D	71M	10	50M	11	23	12	29	90D	68D	17	90D	77D	90D	22	79D	77D	8	90D	90F	90F	90F	90F	
16	Ola Kamara																																				
17	Cristian Martinez																																				
18	Rodrigo Saravia																																				
19	Wil Trapp	90M	90M	90M	90M	90M	90M	90M	90M	90M	90M	90M	90M	90M	90M	90M	90M	90M	90M	90M	90M	90M	90M	90M	90M	90M	90M	90M	90M	90M	90M	90M	90M	90M	90M	90M	
20	Chad Barson	90D	90D	90D	90D	25D						3	90D	35D																							
21	Gaston Sauro	90F	90F	90F	90F	70F	90F	90F	90F	90F																											
22	Zack Steffen	90D	90D	90D	90D	90D	90D	90D	90D	90D	90D	90D	90D	90D	90D	90D	90D	90D	90D	90D	90D	90D	90D	90D	90D	90D	90D	90D	90D	90D	90D	90D	90D	90D	90D	90D	90D
23	Kei Kamara																																				
24	Nicolai Naess																																				
25	Harrison Afful	90D	90D	90D	90D	90D	90D	90D	90D	90D	90D	90D	90D	90D	90D	90D	90D	90D	90D	90D	90D	90D	90D	90D	90D	90D	90D	90D	90D	90D	90D	90D	90D	90D	90D	90D	90D
26	Ben Swanson																																				
27	Conor Casey	5																																			
28	Marshall Hollingsworth																																				
29	Matt Pacifici																																				
30	Amro Tarek																																				
31	Brad Stuver																																				
32																																					
33																																					
34																																					

"00" = 100 minutes played  
 F/M/D/G = starting position



# NON-PLAYOFF TEAMS

## COLUMBUS CREW – GAME-BY-GAME LOG

Game #1	03/06/2016	CLB 1 at POR 2	L	Higuain 1 (Finlay 1) 68
Game #2	03/12/2016	CLB 1 vs PHI 2	L	K. Kamara 1 (Saeid 1) 87
Game #3	03/19/2016	CLB 0 at CHI 0	T	Meram 1 (Higuain 1) 9
Game #4	04/02/2016	CLB 1 at DAL 1	T	Finlay 1 (Meram 1) 7; K. Kamara 2 (Meram 2) 49; Meram 2 (Finlay 2, Higuain 2) 80
Game #5	04/09/2016	CLB 0 at MTL 2	L	K. Kamara 3 (penalty kick) 21
Game #6	04/16/2016	CLB 3 vs HOU 0	W	K. Kamara 4 (Meram 3, Ashe 1) 16; K. Kamara 5 (Parkhurst 1) 46+; Higuain 2 (unassisted) 48; Higuain 3 (penalty kick) 53
Game #7	04/23/2016	CLB 1 vs NYC 2	W	Mabwati 1 (Afful 1) 23
Game #8	04/30/2016	CLB 0 at SEA 1	L	O. Kamara 1 (Meram 4, Ashe 2) 17; own goal (Glad) 20; O. Kamara 2 (Francis 1, Meram 5) 64; O. Kamara 3 (Higuain 3) 74
Game #9	05/07/2016	CLB 4 vs MTL 4	T	O. Kamara 4 (Finlay 3) 14; Cr. Martinez 1 (Finlay 4) 93+
Game #10	05/14/2016	CLB 1 vs COL 1	T	O. Kamara 5 (Francis 2, Finlay 5) 93+
Game #11	05/21/2016	CLB 0 at TOR 0	T	O. Kamara 6 (Afful 2, Finlay 6) 22; O. Kamara 7 (Tchani 1) 75
Game #12	05/28/2016	CLB 4 vs RSL 3	W	O. Kamara 8 (Tchani 2) 42
Game #13	06/01/2016	CLB 2 at PHI 3	L	Afful 1 (unassisted) 54
Game #14	06/18/2016	CLB 0 vs MTL 0	T	O. Kamara 9 (Afful 3, Tchani 3) 63
Game #15	06/25/2016	CLB 1 vs NYR 1	T	Tchani 1 (Meram 6) 20; O. Kamara 10 (penalty kick) 51+
Game #16	07/03/2016	CLB 2 at KC 3	L	Meram 3 (Francis 3, Trapp 1) 49; Finlay 2 (penalty kick) 80; Finlay 3 (unassisted) 95+
Game #17	07/09/2016	CLB 1 at NE 3	L	Finlay 4 (Meram 7, Jimenez 1) 8; Higuain 4 (O. Kamara 1) 49
Game #18	07/13/2016	CLB 1 vs TOR 1	T	Jahn 2 (unassisted) 73
Game #19	07/16/2016	CLB 1 vs DC 1	T	Finlay 5 (Meram 8, Naess 1) 32; Meram 4 (penalty kick) 84
Game #20	07/23/2016	CLB 2 vs ORL 2	T	Jahn 3 (unassisted) 92+
Game #21	07/31/2016	CLB 0 at TOR 3	L	O. Kamara 11 (Saeid 2) 11
Game #22	08/13/2016	CLB 3 vs NYC 3	T	Finlay 6 (O. Kamara 2, Meram 9) 6; own goal (Hines) 22; O. Kamara 12 (Finlay 7, Naess 2) 44;
Game #23	08/20/2016	CLB 2 at NE 0	W	O. Kamara 13 (Finlay 8) 95+
Game #24	08/24/2016	CLB 1 vs PHI 2	L	O. Kamara 14 (Saeid 3) 42; O. Kamara 15 (penalty kick) 84
Game #25	08/27/2016	CLB 2 vs SJ 0	W	Afful 2 (Saeid 4) 8; Meram 5 (Duka 1) 50; Duka 1 (Saeid 5, Meram 10) 59
Game #26	09/03/2016	CLB 1 at LA 2	L	Jahn 4 (Meram 11) 13; Jahn 5 (Ashe 3) 80
Game #27	09/10/2016	CLB 1 vs VAN 3	L	Jahn 6 (Meram 12, Finlay 9) 73; Afful 3 (Parkhurst 2) 83
Game #28	09/17/2016	CLB 4 at ORL 1	W	O. Kamara 16 (Meram 13, Ashe 4) 59
Game #29	09/25/2016	CLB 2 vs NE 0	W	
Game #30	09/28/2016	CLB 0 at DC 3	L	
Game #31	10/01/2016	CLB 3 vs CHI 0	W	
Game #32	10/13/2016	CLB 2 at CHI 2	T	
Game #33	10/16/2016	CLB 2 at NYR 3	L	
Game #34	10/23/2016	CLB 1 at NYC 4	L	



# NON-PLAYOFF TEAMS

## COLUMBUS CREW – CUP COMPETITIONS – GAME-BY-GAME

#	Player	U.S. OPEN CUP	
		4R	5R
		TBAY	CHI
		4-0	1-2
1	Steve Clark		
2	Tyson Wahl		90D
3	Corey Ashe	20	
4	Michael Parkhurst	70D	90D
6	Tony Tchani	45M	45M
7	Emil Larsen	90M	23
8	Mohammed Saeid		
9	Justin Meram	45F	67M
10	Federico Higuan		
11	Cedrick Mabwati		
13	Ethan Finlay	45	45
14	Waylon Francis	90D	90D
16	Hector Jimenez	90D	90M
17	Ola Kamara		45F
18	Cristian Martinez	90M	90F
19	Rodrigo Saravia	90M	90M
20	Wil Trapp	45	45
21	Chad Barson	90D	90D
22	Gaston Sauro		
23	Kei Kamara		
25	Harrison Afful		
26	Ben Swanson		
27	Conor Casey		
29	Marshall Hollingsworth	90M	
30	Matt Pacifici		
33	Amro Tarek		
41	Brad Stuver	90G	90G

U.S. OPEN CUP  
 4R 06/15/2016 CLB 4 vs TAMPAB 0 W Meram (unassisted) 41; Martinez (Finlay) 48; Finlay (penalty kick) 52; Hollingsworth (Jimenez) 65  
 5R 06/28/2016 CLB 1 at CHI 2 L Finlay (penalty kick) 79



## NON-PLAYOFF TEAMS

### HOUSTON DYNAMO PLAYOFF HISTORY

vs. Team	No. of Series		GP	W-L-T	OT	ShO	GF	GA	Last Mtg.	Round	Series Result
	Series	W-L									
Chicago	1	1-0	1	1-0-0	0-0-0	0-0	2	1	2012	Wild Card	Won 1 games to 0
Chivas USA	1	1-0	2	1-1-0	0-0-0	0-0	3	2	2006	Quarterfinals	Won Series Tie-Breaker
Colorado	1	1-0	1	1-0-0	0-0-0	0-0	3	1	2006	Semifinals	Won 1 games to 0
D.C. United	1	1-0	2	1-0-1	0-0-0	0-0	4	2	2012	Semifinals	Won 1 games to 0
FC Dallas	1	1-0	2	1-1-0	1-0-0	0-0	4	2	2007	Quarterfinals	Won Series Tie-Breaker
Kansas City	4	3-1	6	3-2-1	0-0-0	0-0	7	3	2013	Semifinals	Lost 1 games to 0
Los Angeles	3	0-3	3	0-3-0	0-1-0	0-0	1	6	2012	MLS Cup '12	Lost MLS Cup '12
Montreal	1	1-0	1	1-0-0	0-0-0	0-0	3	0	2013	Wild Card	Won 1 games to 0
New England	2	2-0	2	2-0-0	1-0-0	1-0	3	2	2007	MLS Cup '07	Won MLS Cup '07
New York	2	1-1	4	1-1-2	1-0-0	0-0	5	7	2013	Quarterfinals	Won 1 games to 0
Philadelphia	1	1-0	2	2-0-0	0-0-0	0-0	3	1	2011	Quarterfinals	Won 2 games to 0
Seattle	1	1-0	2	1-0-1	1-0-0	0-0	1	0	2009	Quarterfinals	Won 1 games to 0
<b>TOTALS</b>	<b>19</b>	<b>14-5</b>	<b>28</b>	<b>15-8-5</b>	<b>4-1-0</b>	<b>1-0</b>	<b>39</b>	<b>27</b>			

### HOUSTON DYNAMO – ALL-TIME POSTSEASON RESULTS

DATE	OPPONENT	RESULT	ATT.	W-L-T	RD.	GOALS:
10/22/2006	at Chivas USA	L 1-2	15,110	0-1-0	QTR	HOU: Ching (75); CHV: Razov (45) Palencia (68)
10/29/2006	Chivas USA	W 2-0	17,440	1-1-0	QTR	HOU: Davis (64) Ching (90)
11/05/2006	Colorado	W 3-1	23,107	2-1-0	SEM	HOU: Dalglish (10,21) Mullan (71); COL: Kirovski (4)
11/12/2006	at New England	W 1-1 (OT)	22,427	3-1-0	FIN	HOU: Ching (114); NE: Twellman (113)
10/27/2007	at FC Dallas	L 0-1	12,537	0-1-0	QTR	DAL: Goodson (23)
11/02/2007	FC Dallas	W 4-1 (OT)	30,088	1-1-0	QTR	HOU: Holden (66) Ching (72,97) Davis (100); DAL: Ruiz (14)
11/10/2007	Kansas City	W 2-0	30,972	2-1-0	SEM	HOU: Jaqua (35) De Rosario (81)
11/18/2007	at New England	W 2-1	39,859	3-1-0	FIN	HOU: Ngwenya (61) De Rosario (74); NE: Twellman (20)
11/01/2008	at New York	T 1-1	11,578	0-0-1	QTR	HOU: Kamara (85); NY: Angel (48)
11/09/2008	New York	L 0-3	30,053	0-1-1	QTR	NY: Richards (25) Angel (36) Wolyniec (81)
10/29/2009	at Seattle	T 0-0	35,807	0-0-1	QTR	
11/08/2009	Seattle	W 1-0 (OT)	27,465	1-0-1	QTR	HOU: Ching (96)
11/13/2009	at Los Angeles	L 0-2 (OT)	25,373	1-1-1	SEM	LA: Berhalter (103) Donovan (109)
10/30/2011	at Philadelphia	W 2-1	18,539	1-0-0	QTR	HOU: Hainault (5) Carr (30); PHI: Le Toux (7)
11/03/2011	Philadelphia	W 1-0	24,749	2-0-0	QTR	HOU: Ching (45)
11/06/2011	at Sporting KC	W 2-0	20,839	3-0-0	SEM	HOU: Hainault (53) Costly (87)
11/20/2011	at Los Angeles	L 0-1	30,281	3-1-0	FIN	
10/31/2012	at Chicago	W 2-1	10,923	1-0-0	WC	HOU: Bruin (12,46); CHI: Alex (83)
11/04/2012	Sporting KC	W 2-0	20,689	2-0-0	QTR	HOU: Moffat (18) Bruin (75)
11/07/2012	at Sporting KC	L 0-1	20,894	2-1-0	QTR	KC: Sinovic (64)
11/11/2012	D.C. United	W 3-1	22,101	3-1-0	SEM	HOU: Hainault (51) Bruin (68) Sarkodie (81); DC: DeLeon (27)
11/18/2012	at D.C. United	T 1-1	20,015	3-1-1	SEM	HOU: Garcia (33); DC: Boskovic (83)
12/01/2012	at Los Angeles	L 1-3	30,510	3-2-1	FIN	HOU: Carr (44); LA: Gonzalez (60) Donovan (65) Keane (94+)
10/31/2013	Montreal	W 3-0	10,476	1-0-0	WC	HOU: Bruin (16,72) Garcia (27)
11/03/2013	New York	T 2-2	20,626	1-0-1	QTR	HOU: R. Clark (51) Cummings (92+); NY: Cahill (22) Alexander (32)
11/06/2013	at New York	W 2-1 (OT)	22,264	2-0-1	QTR	HOU: Davis (36) Cummings (104); NY: Wright-Phillips (23)
11/09/2013	Sporting KC	T 0-0	22,107	2-0-2	SEM	
11/23/2013	at Sporting KC	L 1-2	21,650	2-1-2	SEM	HOU: Garcia (3); KC: Sapong (14) Dwyer (63)





## NON-PLAYOFF TEAMS

### 2016 HOUSTON DYNAMO STATISTICS (7-14-13, 34 pts.)

UNF	POS	PLAYER	GP	GS	MIN	G	A	SHT	SOG	FC	FS	OFF	CK	C	E
11	F	Andrew Wenger	32	24	2062	6	3	44	19	27	15	6	2	3	0
19	F	Mauro Manotas	22	10	1054	6	1	40	17	11	17	9	0	0	0
14	M	Alex	30	29	2476	5	2	42	11	40	55	4	8	8	1
13	M	Ricardo Clark	32	29	2551	4	4	43	13	51	27	1	0	4	0
12	F	Will Bruin	31	18	1554	4	3	59	22	22	24	5	0	1	0
10	M	*Giles Barnes	14	13	1101	4	2	34	12	16	21	4	4	0	0
8	M	Cristian Maidana	30	21	1695	3	4	22	6	8	9	2	82	1	0
18	D	David Horst	26	24	2211	3	0	21	11	20	17	1	0	4	0
33	M	Leonel Miranda	12	3	484	1	1	8	2	6	8	0	20	0	0
7	D	DaMarcus Beasley	24	24	1979	1	0	5	4	15	49	1	0	1	0
5	D	Raul Rodriguez	25	24	2128	1	0	13	3	23	7	0	0	3	0
27	M	Boniek Garcia	31	24	2249	0	9	25	4	35	58	3	42	4	0
6	M	Eric Alexander (TOT)	22	15	1374	0	1	3	1	14	8	0	2	1	0
6	M	Eric Alexander (HOU)	10	3	327	0	0	2	1	3	2	0	2	1	0
2	D	Jalil Anibaba	30	28	2614	0	1	12	4	27	8	1	0	4	0
9	F	Erick Torres	11	4	401	0	1	17	3	9	9	1	0	1	0
26	M	Collen Warner	24	24	1979	0	1	12	0	41	18	0	0	2	0
22	D	Sheanon Williams	22	20	1807	0	1	5	1	25	19	1	0	3	0
31	G	Joe Willis	26	24	2275	0	1	0	0	1	1	0	0	2	0
4	D	Agus	8	8	672	0	0	8	3	13	4	0	0	0	0
28	M	Yair Arboleda	1	1	62	0	0	1	0	0	1	0	0	0	0
30	D	Keyner Brown	4	3	285	0	0	1	0	2	0	0	0	0	0
1	G	Tyler Deric	10	10	772	0	0	0	0	2	1	0	0	0	2
23	M	Jose Escalante	3	1	109	0	0	2	1	1	2	0	3	0	0
3	F	Rob Lovejoy	2	0	14	0	0	1	0	2	1	0	0	0	0
20	D	Abdoulie Mansally	9	5	565	0	0	5	1	9	8	0	0	1	1
6	M	David Rocha	4	0	57	0	0	1	0	2	1	0	1	0	0
24	G	Calle Brown	0	0	0	0	0	0	0	0	0	0	0	0	0
16	D	Kevin Garcia	0	0	0	0	0	0	0	0	0	0	0	0	0
34	D	Sebastien Ibeagha	0	0	0	0	0	0	0	0	0	0	0	0	0
29	M	Christian Lucatero	0	0	0	0	0	0	0	0	0	0	0	0	0
21	M	Zach Steinberger	0	0	0	0	0	0	0	0	0	0	0	0	0
		Own-goals received				1									
		Team totals	34	34	3060	39	34	423	138	411	411	39	164	43	4
		Opponent totals	34	34	3060	45	36	444	168	411	411	77	181	45	3

GAME-WINNING GOALS: David Horst 2, Giles Barnes 2, Mauro Manotas 1, Cristian Maidana 1, Alex 1

GAME-WINNING ASSISTS: Joe Willis 1, Andrew Wenger 1, Erick Torres 1, Cristian Maidana 1

Boniek Garcia 1, Ricardo Clark 1

PENALTY KICK GOALS/ATTEMPTS: Mauro Manotas 1-1

#### HOUSTON DYNAMO INDIVIDUAL GOALKEEPING

UNF	POS	GOALKEEPER	GP	GS	MIN	SHTS	SV	GA	GAA	PG	PA	W	L	T	SO
2	D	Jalil Anibaba	1	0	11	2	2	0	0.00	0	0	0	0	0	0
1	G	Tyler Deric	10	10	772	37	31	6	0.70	0	0	2	2	4	4
31	G	Joe Willis	26	24	2275	129	89	39	1.54	5	6	5	12	9	5
		Team totals	34	34	3060	168	122	45	1.32	5	6	7	14	13	9
		Opponent totals	34	34	3060	138	97	39	1.15	1	1	14	7	13	11

\* = Played with other teams in 2016. Only Houston Dynamo statistics listed here.



## NON-PLAYOFF TEAMS

### HOUSTON DYNAMO 2016 SCHEDULE

DAY	DATE	OPPONENT	RESULT	ATT.	W-L-T	POS.	PTS	NOTES:
Sun.	Mar. 6	New England	T 3-3	21,594	0-0-1	T6	1	HOU: Maidana (46+) Wenger (50) Barnes (77); NE: Fagundez (3) Davies (52) Kobayashi (93+)
Sat.	Mar. 12	FC Dallas	W 5-0	21,601	1-0-1	T2	4	HOU: Horst (6) own goal (13) Clark (23) Wenger (27) Bruin (85)
Sat.	Mar. 19	at New York Red B	L 3-4	15,167	1-1-1	T6	4	HOU: Bruin (35,41) Alex (65); NYR: Kljestan (22) Grella (63) Martins (77,83)
Sat.	Mar. 26	at Vancouver	L 0-1	22,120	1-2-1	T7	4	VAN: Morales (23)
Sun.	Apr. 10	Seattle	T 1-1	20,975	1-2-2	T8	5	HOU: Barnes (35); SEA: Marshall (94+)
Fri.	Apr. 15	Los Angeles	L 1-4	20,563	1-3-2	T8	5	HOU: Horst (0:58); LA: dos Santos (4,31) Husidic (21) Zardes (49)
Sat.	Apr. 23	at Columbus	L 0-1	17,705	1-4-2	10	5	CLB: K. Kamara (21)
Sat.	Apr. 30	at Real Salt Lake	L 1-2	19,950	1-5-2	10	5	HOU: Miranda (54); RSL: Allen (62) Movsisyan (70)
Sat.	May 7	Sporting KC	W 2-0	20,071	2-5-2	10	8	HOU: Barnes (30) Wenger (46+)
Wed.	May 11	at San Jose	L 1-3	18,000	2-6-2	10	8	HOU: Clark (43); SJ: Quintero (3,70) Godoy (50)
Sat.	May 14	Real Salt Lake				10		postponed
Sun.	May 15	Real Salt Lake	W 1-0	17,943	3-6-2	10	11	HOU: Barnes (65)
Sat.	May 21	at Chicago	L 0-1	15,363	3-7-2	10	11	CHI: Alvarez (3)
Sat.	May 28	at Vancouver	T 1-1	22,120	3-7-3	10	12	HOU: Beasley (20); VAN: Rivero (52)
Thu.	June 2	at FC Dallas	T 1-1	13,457	3-7-4	10	13	HOU: Clark (51); DAL: Hollingshead (23)
Sat.	June 18	D.C. United	T 0-0	19,774	3-7-5	10	14	
Sun.	June 26	at Portland	L 2-3	21,144	3-8-5	10	14	HOU: Wenger (28) Bruin (30); POR: Melano (64) Valeri (82,91+)
Sat.	July 2	Philadelphia	W 1-0	18,457	4-8-5	T9	17	HOU: Maidana (95+)
Fri.	July 8	at Orlando City S	T 0-0	28,104	4-8-6	9	18	
Fri.	July 15	at Los Angeles	L 0-1	25,667	4-9-6	10	18	LA: Gerrard (66)
Sat.	July 23	Vancouver	T 0-0	16,465	4-9-7	10	19	
Sun.	July 31	San Jose	T 1-1	15,045	4-9-8	10	20	HOU: Alex (47+); SJ: Wondolowski (59)
Sat.	Aug. 6	at Montreal	L 0-1	20,801	4-10-8	10	20	MTL: Mancosu (76)
Sat.	Aug. 13	Toronto FC				10		postponed
Sun.	Aug. 14	Toronto FC	T 1-1	17,474	4-10-9	10	21	HOU: Maidana (8); TOR: Altidore (24)
Fri.	Aug. 19	at San Jose	W 2-1	18,000	5-10-9	10	24	HOU: Clark (6) Horst (50); SJ: Bernardez (54)
Wed.	Aug. 24	Seattle	T 1-1	16,125	5-10-1	10	25	HOU: Wenger (75); SEA: Lodeiro (94+)
Sat.	Aug. 27	FC Dallas	L 1-3	18,769	5-11-1	10	25	HOU: Alex (19); DAL: Diaz (59) Barrios (60,79)
Fri.	Sept. 9	at Sporting KC	T 3-3	19,331	5-11-1	10	26	HOU: Manotas (30) Alex (59) R. Rodriguez (94+); KC: Peterson (14) Espinoza (26) Dwyer (81)
Sat.	Sept. 17	at Real Salt Lake	W 1-0	19,795	6-11-1	10	29	HOU: Alex (36)
Sat.	Sept. 24	Portland	W 3-1	19,404	7-11-1	10	32	HOU: Manotas (34,73,85); POR: Valeri (51)
Fri.	Sept. 30	New York City FC	L 0-2	19,616	7-12-1	10	32	NYC: Villa (52,91+)
Sat.	Oct. 8	Colorado	L 2-3	18,400	7-13-1	10	32	HOU: Manotas (45,81); COL: Badji (12,54) Gashi (79)
Wed.	Oct. 12	at Seattle	T 0-0	39,772	7-13-1	10	33	
Sun.	Oct. 16	Los Angeles	L 0-1	21,085	7-14-1	10	33	LA: Gordon (72)
Sun.	Oct. 23	at Colorado	T 1-1	18,446	7-14-1	0	34	HOU: Wenger (20); COL: Gashi (67)



# NON-PLAYOFF TEAMS

## HOUSTON DYNAMO – GAME-BY-GAME

#	Player	1	2	3	4	5	6	7	8	9	10	11	12	13	14	15	16	17	18	19	20	21	22	23	24	25	26	27	28	29	30	31	32	33	34	
1	Tyler Deric	NE 3-3	DAL 5-0	NYR 3-4	VAN 0-1	SEA 1-1	LA 1-4	CLB 0-1	RSL 1-2	KC 2-0	SJ 1-3	CHI 1-0	VAN 1-1	ORL 2-3	DC 1-0	LA 0-0	ORL 0-1	PHI 1-1	MTL 0-0	SJ 1-1	TOR 2-1	SJ 1-1	SEA 1-1	DAL 3-3	KC 1-0	RSL 3-3	FOR 1-0	NYC 3-1	COL 2-3	SEA 0-0	LA 0-1	COL 1-1				
2	Jalil Anibaba	90D	90D	90D	90D	90D	90D	18G	90G	79G	90G	90G	90G	90G	90G	45G	90G	90G	90G	90G	90D	90D	90D	90D	90D	90D	90D	90D	90D	90D	90D	90D	90D	90D	90D	
3	Rob Lovejoy																																			
4	Agus																																			
5	Raul Rodriguez																																			
6	David Rocha																																			
7	DaMarcus Beasley																																			
8	Cristian Maidana																																			
9	Erick Torres																																			
10	Giles Barnes																																			
11	Andrew Wenger																																			
12	Will Bruin																																			
13	Ricardo Clark																																			
14	Alex																																			
16	Kevin Garcia																																			
18	David Horst																																			
19	Mauro Manotas																																			
20	Abdoulie Mansally																																			
21	Zach Steinberger																																			
22	Sheanon Williams																																			
23	Jose Escalante																																			
24	Calle Brown																																			
26	Collen Warner																																			
27	Boniek Garcia																																			
28	Yair Arboleda																																			
29	Christian Lucatero																																			
30	Bradley Bourgeois																																			
30	Keyner Brown																																			
31	Joe Willis																																			
33	Leonel Miranda																																			
34	Sebastien Ibeagha																																			

Played for other teams:  
Eric Alexander played 1047 minutes for MTL

"00" = 100 minutes played  
F/M/D/G = starting position



# NON-PLAYOFF TEAMS

## HOUSTON DYNAMO – GAME-BY-GAME LOG

Game #	Date	Opponent	Result	Goals For	Goals Against	Assists
Game #1	03/06/2016	HOU 3 vs NE 3	T	0	0	
Game #2	03/12/2016	HOU 5 vs DAL 0	W	5	0	Maidana 1 (unassisted) 46+; Wenger 1 (Bruin 1, Clark 1) 50; Barnes 1 (Bruin 2) 77
Game #3	03/19/2016	HOU 3 at NYR 4	L	3	4	Horst 1 (Wenger 1) 6; own goal (Hedges) 13; Clark 1 (Wenger 2) 23; Wenger 2 (unassisted) 27; Bruin 1 (Miranda 1) 85
Game #4	03/26/2016	HOU 0 at VAN 1	L	0	1	Bruin 2 (B. Garcia 1) 35; Bruin 3 (unassisted) 41; Alex 1 (B. Garcia 2) 65
Game #5	04/10/2016	HOU 1 vs SEA 1	T	1	1	Barnes 2 (Anibaba 1) 35
Game #6	04/15/2016	HOU 1 vs LA 4	L	1	4	Horst 2 (Alex 1, Maidana 1) 1
Game #7	04/23/2016	HOU 0 at CLB 1	L	0	1	
Game #8	04/30/2016	HOU 1 at RSL 2	L	1	2	Miranda 1 (Barnes 1) 54
Game #9	05/07/2016	HOU 2 vs KC 0	W	2	0	Barnes 3 (Torres 1) 30; Wenger 3 (Maidana 2, Barnes 2) 46+
Game #10	05/11/2016	HOU 1 at SJ 3	L	1	3	Clark 2 (unassisted) 43
Game #11	05/15/2016	HOU 1 vs RSL 0	W	1	0	Barnes 4 (Willis 1) 65
Game #12	05/21/2016	HOU 0 at CHI 1	L	0	1	
Game #13	05/28/2016	HOU 1 at VAN 1	T	1	1	Beasley 1 (Alex 2, B. Garcia 3) 20
Game #14	06/02/2016	HOU 1 at DAL 1	T	1	1	Clark 3 (unassisted) 51
Game #15	06/18/2016	HOU 0 vs DC 0	T	0	0	
Game #16	06/26/2016	HOU 2 at POR 3	L	2	3	Wenger 4 (B. Garcia 4) 28; Bruin 4 (B. Garcia 5) 30
Game #17	07/02/2016	HOU 1 vs PHI 0	W	1	0	Maidana 2 (unassisted) 95+
Game #18	07/08/2016	HOU 0 at ORL 0	T	0	0	
Game #19	07/15/2016	HOU 0 at LA 1	L	0	1	
Game #20	07/23/2016	HOU 0 vs VAN 0	T	0	0	
Game #21	07/31/2016	HOU 1 vs SJ 1	T	1	1	Alex 2 (unassisted) 47+
Game #22	08/06/2016	HOU 0 at MTL 1	L	0	1	
Game #23	08/14/2016	HOU 1 vs TOR 1	T	1	1	Maidana 3 (Manotas 1, Wenger 3) 8
Game #24	08/19/2016	HOU 2 at SJ 1	W	2	1	Clark 4 (unassisted) 6; Horst 3 (Maidana 3) 50
Game #25	08/24/2016	HOU 1 vs SEA 1	T	1	1	Wenger 5 (Clark 2, Bruin 3) 75
Game #26	08/27/2016	HOU 1 vs DAL 3	L	1	3	Alex 3 (B. Garcia 6) 19
Game #27	09/09/2016	HOU 3 at KC 3	T	3	3	Manotas 1 (B. Garcia 7, Warner 1) 30; Alex 4 (unassisted) 59; R. Rodriguez 1 (B. Garcia 8) 94+
Game #28	09/17/2016	HOU 1 at RSL 0	W	1	0	Alex 5 (Clark 3) 36
Game #29	09/24/2016	HOU 3 vs POR 1	W	3	1	Manotas 2 (penalty kick) 34; Manotas 3 (B. Garcia 9) 73; Manotas 4 (Maidana 4) 85
Game #30	09/30/2016	HOU 0 vs NYC 2	L	0	2	
Game #31	10/08/2016	HOU 2 vs COL 3	L	2	3	Manotas 5 (Williams 1, Clark 4) 45; Manotas 6 (unassisted) 81
Game #32	10/12/2016	HOU 0 at SEA 0	T	0	0	
Game #33	10/16/2016	HOU 0 vs LA 1	L	0	1	
Game #34	10/23/2016	HOU 1 at COL 1	T	1	1	Wenger 6 (unassisted) 20



# NON-PLAYOFF TEAMS

## HOUSTON DYNAMO – CUP COMPETITIONS – GAME-BY-GAME

#	Player	U.S. OPEN CUP			
		4R	5R	QF	DAL
1	Tyler Deric				0-1
2	Jalil Anibaba		45		90D
3	Rob Lovejoy				90D
4	Agus	45D	90D		90D
5	Raul Rodriguez	45			90D
6	David Rocha	90M	90M		
7	DaMarcus Beasley	71D			
8	Cristian Maidana	28	67M		90M
9	Erick Torres				
10	Giles Barnes				85M
11	Andrew Wenger		77M		68M
12	Will Bruin				1
13	Ricardo Clark				90M
14	Alex		90M		5
17	TJ Casner	19			
18	David Horst	90D	90D		
19	Mauro Manotas	90F	90F		90F
20	Abdoulie Mansally		45D		89D
21	Zach Steinberger		90M		
22	Sheanon Williams		90D		
24	Calle Brown				
26	Collen Warner		23		90M
27	Boniek Garcia	62M	13		22
29	Christian Lucatero				
30	Bradley Bourgeois				
31	Joe Willis		90G		90G
33	Leonel Miranda		90M		
34	Sebastien Ibeagha				

U.S. OPEN CUP  
 4R 06/15/2016 HOU 4 vs SANTINO 0 W Manotas (unassisted) 39; Alex (David Rocha) 45+; Rodriguez (David Rocha) 60; Miranda (Alex) 66  
 5R 06/29/2016 HOU 3 vs KC 1 W Manotas (Mansally) 7; Alex (Wenger) 55; Manotas (Garcia) 84  
 QF 07/20/2016 HOU 0 vs DAL 1 L



## NON-PLAYOFF TEAMS

### NEW ENGLAND REVOLUTION PLAYOFF HISTORY

vs. Team	No. of Series	W-L	GP	W-L-T	OT	ShO	GF	GA	Mtg.	Round	Series Result
Chicago	8	4-4	15	7-7-1	1-1-0	0-0	14	20	2009	Quarterfinals	Lost Series Tie-Breaker
Columbus	3	3-0	7	4-0-3	0-0-2	0-0	12	6	2014	Quarterfinals	Won 2 games to 0
D.C. United	4	1-3	5	1-4-0	0-1-0	0-2	7	10	2015	Wild Card	Lost 1 games to 0
Houston	2	0-2	2	0-2-0	0-1-0	0-1	2	3	2007	MLS Cup '07	Lost MLS Cup '07
Kansas City	1	0-1	2	1-1-0	0-1-0	0-0	3	4	2013	Quarterfinals	Lost Series Tie-Breaker
Los Angeles	3	0-3	3	0-3-0	0-3-0	0-0	1	4	2014	MLS Cup '14	Lost MLS Cup '14
New York	4	4-0	8	4-1-3	0-0-0	0-0	11	6	2014	Semifinals	Won 1 games to 0
<b>TOTALS</b>	<b>25</b>	<b>12-13</b>	<b>42</b>	<b>17-18-7</b>	<b>1-7-2</b>	<b>0-3</b>	<b>50</b>	<b>53</b>			

### NEW ENGLAND REVOLUTION -- ALL-TIME POSTSEASON RESULTS

DATE	OPPONENT	RESULT	ATT.	W-L-T	RD.	GOALS:
10/05/1997	at D.C. United	L 1-4	12,540	0-1-0	QTR	NE: Burns (89); DC: Wegerle (13,56) Moreno (65,76)
10/08/1997	D.C. United	L 1-2	16,233	0-2-0	QTR	NE: Moore (72); DC: Williams (53)
DATE	OPPONENT	RESULT	ATT.	W-L-T	RD.	GOALS:
09/15/2000	at Chicago	L 1-2	10,476	0-1-0	QTR	NE: Harris (50); CHI: own goal (54) Kovalenko (73)
09/19/2000	Chicago	W 2-1	10,723	1-1-0	QTR	NE: WYNALDA (18) WRIGHT (86); CHI: KOVALENKO (83)
09/22/2000	at Chicago	L 0-6	5,972	1-2-0	QTR	CHI: RAZOV (5,65) STOITCHKOV (14,17) NOWAK (47) GEORGE (75)
DATE	OPPONENT	RESULT	ATT.	W-L-T	RD.	GOALS:
09/26/2002	Chicago	W 2-0	6,306	1-0-0	QTR	NE: Twellman (13); Hernandez (60)
09/29/2002	at Chicago	L 1-2	9,434	1-1-0	QTR	NE: Kamler (28); CHI: RAZOV (43,76)
10/02/2002	Chicago	W 2-0	6,954	2-1-0	QTR	NE: Kamler (12); Twellman (65)
10/06/2002	Columbus	T 0-0 (OT)	11,387	2-1-1	SEM	
10/09/2002	at Columbus	W 1-0	10,245	3-1-1	SEM	NE: Heaps (3)
10/12/2002	Columbus	T 2-2 (OT)	9,216	3-1-2	SEM	NE: Ralston (17); Harris (47) CLB: McBride (80) Washington (85)
10/20/2002	at Los Angeles	L 0-1 (OT)	61,316	3-2-2	FIN	LA: Ruiz (113)
DATE	OPPONENT	RESULT	ATT.	W-L-T	RD.	GOALS:
11/01/2003	at MetroStars	W 2-0	10,211	1-0-0	QTR	NE: Fabbro (17) Noonan (65)
11/09/2003	MetroStars	T 1-1	14,823	1-0-1	QTR	NE: Noonan (21); MET: Guevara (45)
11/14/2003	at Chicago	L 0-1 (OT)	14,610	1-1-1	SEM	CHI: Armas (101)
DATE	OPPONENT	RESULT	ATT.	W-L-T	RD.	GOALS:
10/23/2004	Columbus	W 1-0	5,679	1-0-0	QTR	NE: John (25)
10/31/2004	at Columbus	T 1-1	15,224	1-0-1	QTR	NE: Twellman (81); CLB: Buddle (90)
11/06/2004	at D.C. United	L 3-3 (OT)	21,201	1-1-1	SEM	NE: Twellman (17) Ralston (44) Noonan (85); DC: Eskandarian (11) Moreno (21) Gomez (67)
DATE	OPPONENT	RESULT	ATT.	W-L-T	RD.	GOALS:
10/22/2005	at MetroStars	L 0-1	10,003	0-1-0	QTR	MET: Guevara (34)
10/29/2005	MetroStars	W 3-1	9,581	1-1-0	QTR	NE: Cancela (68) Noonan (73) Smith (83); MET: Djorkaeff (59)
11/06/2005	Chicago	W 1-0	18,118	2-1-0	SEM	NE: Dempsey (4)
11/13/2005	Los Angeles	L 0-1 (OT)	21,193	2-2-0	FIN	LA: Ramirez (105)
DATE	OPPONENT	RESULT	ATT.	W-L-T	RD.	GOALS:
10/22/2006	at Chicago	L 0-1	10,217	0-1-0	QTR	CHI: Mapp (35)
10/28/2006	Chicago	W 2-1 (OT)	9,372	1-1-0	QTR	NE: Twellman (41) Noonan (58); CHI: Jaqua (18)
11/05/2006	at D.C. United	W 1-0	19,552	2-1-0	SEM	NE: Twellman (4)
11/12/2006	Houston	L 1-1 (OT)	22,427	2-2-0	FIN	NE: Twellman (113); HOU: Ching (114)
DATE	OPPONENT	RESULT	ATT.	W-L-T	RD.	GOALS:
10/27/2007	at New York	T 0-0	14,165	0-0-1	QTR	
11/03/2007	New York	W 1-0	10,116	1-0-1	QTR	NE: Twellman (64)
11/08/2007	Chicago	W 1-0	10,317	2-0-1	SEM	NE: Twellman (38)
11/18/2007	Houston	L 1-2	39,859	2-1-1	FIN	NE: Twellman (20); HOU: Ngwenya (61) De Rosario (74)
DATE	OPPONENT	RESULT	ATT.	W-L-T	RD.	GOALS:
10/30/2008	Chicago	T 0-0	5,221	0-0-1	QTR	
11/06/2008	at Chicago	L 0-3	17,312	0-1-1	QTR	CHI: Rolfe (45) Conde (49) Segares (74)
DATE	OPPONENT	RESULT	ATT.	W-L-T	RD.	GOALS:
11/01/2009	Chicago	W 2-1	7,416	1-0-0	QTR	NE: Osei (45) Joseph (75); CHI: Rolfe (17)
11/07/2009	at Chicago	L 0-2	21,528	1-1-0	QTR	CHI: Thorrrington (35) Blanco (83)
DATE	OPPONENT	RESULT	ATT.	W-L-T	RD.	GOALS:
11/02/2013	Sporting KC	W 2-1	15,164	1-0-0	QTR	NE: Dorman (55) Rowe (67); KC: Collin (69)
11/06/2013	at Sporting KC	L 1-3 (OT)	19,031	1-1-0	QTR	NE: Imbongo (70); KC: Collin (41) Sinovic (79) Bieler (113)
11/01/2014	at Columbus	W 4-2	9,074	1-0-0	QTR	NE: Davies (34,78) Tierney (51) Nguyen (70); CLB: Meram (64) Higuain (94+)
11/09/2014	Columbus	W 3-1	20,184	2-0-0	QTR	NE: Nguyen (43) Goncalves (55) Bunbury (77); CLB: Tchani (69)
11/23/2014	at New York	W 2-1	25,000	3-0-0	SEM	NE: Bunbury (17) Jones (85); NY: Wright-Phillips (27)
11/29/2014	New York	T 2-2	32,698	3-0-1	SEM	NE: Davies (41,70); NY: Cahill (26) Luyindula (52)
12/07/2014	at Los Angeles	L 1-2 (OT)	27,000	3-1-1	FIN	NE: Tierney (79); LA: Zardes (52) Keane (111)
10/28/2015	at D.C. United	L 1-2	11,554	0-1-0	WC	NE: Agudelo (15); DC: Pontius (45) Rolfe (83)



## NON-PLAYOFF TEAMS

### NEW ENGLAND REVOLUTION 2016 SCHEDULE

DAY	DATE	OPPONENT	RESULT	ATT.	W-L-T	POS.	PTS	NOTES:
Sun.	Mar. 6	at Houston	T 3-3	21,594	0-0-1	T4	1	NE: Fagundez (3) Davies (52) Kobayashi (93+); HOU: Maidana (46+) Wenger (50) Barnes (77)
Sat.	Mar. 12	D.C. United	T 0-0	16,102	0-0-2	T5	2	
Sun.	Mar. 20	at Philadelphia	L 0-3	17,027	0-1-2	T7	2	PHI: Sapong (18,33) Le Toux (93+)
Sat.	Mar. 26	at New York City	T 1-1	23,425	0-1-3	T6	3	NE: Tierney (38); NYC: McNamara (10)
Fri.	Apr. 1	New York Red Bull	W 1-0	11,849	1-1-3	T1	6	NE: Fagundez (55)
Sat.	Apr. 9	Toronto FC	T 1-1	16,935	1-1-4	4	7	NE: Rowe (14); TOR: Giovinco (58)
Sun.	Apr. 17	at Orlando City S	T 2-2	36,048	1-1-5	T4	8	NE: Bunbury (37) Nguyen (96+); ORL: Kaka (2) Molino (92+)
Sat.	Apr. 23	at D.C. United	L 0-3	16,005	1-2-5	T6	8	DC: Neagle (33) Acosta (86) Saborio (90)
Wed.	Apr. 27	Portland	T 1-1	10,144	1-2-6	T4	9	NE: own goal (89); POR: Barmby (64)
Sat.	Apr. 30	Orlando City SC	T 2-2	25,203	1-2-7	T4	10	NE: Fagundez (7) Agudelo (71); ORL: Molino (30) Rivas (90)
Sun.	May 8	at Los Angeles	L 2-4	21,237	1-3-7	T6	10	NE: Rowe (67) Agudelo (70); LA: Keane (13,45) dos Santos (24) Gerrard (93+)
Sat.	May 14	Chicago	W 2-0	18,997	2-3-7	T4	13	NE: Nguyen (22) Hollinger-Janzen (84)
Sat.	May 21	FC Dallas	L 2-4	23,472	2-4-7	T7	13	NE: Agudelo (23) Nguyen (26); DAL: Akindele (5,90) Harris (36) Castillo (70)
Sat.	May 28	Seattle	W 2-1	21,456	3-4-7	T5	16	NE: Nguyen (24) Hollinger-Janzen (80); SEA: Kovar (7)
Sat.	June 18	at Vancouver	W 2-1	22,120	4-4-7	T4	19	NE: Woodberry (31) Rowe (55); VAN: Mezquida (41)
Sat.	June 25	at D.C. United	L 0-2	16,051	4-5-7	T7	19	DC: Neagle (20) Franklin (27)
Sat.	July 2	at Montreal	L 2-3	20,279	4-6-7	8	19	NE: Kamara (18,33); MTL: Salazar (40,48) Piatti (54)
Wed.	July 6	New York City FC	L 0-1	18,187	4-7-7	8	19	NYC: Lampard (58)
Sat.	July 9	Columbus	W 3-1	18,434	5-7-7	6	22	NE: Nguyen (3) own goal (34) Kamara (71); CLB: O. Kamara (42)
Sat.	July 16	at Real Salt Lake	T 0-0	19,246	5-7-8	6	23	
Sat.	July 23	Chicago	W 1-0	21,872	6-7-8	6	26	NE: Watson (85)
Sun.	July 31	at Orlando City S	L 1-3	27,768	6-8-8	T6	26	NE: Kamara (19); ORL: Larin (46) Molino (64,83)
Sat.	Aug. 6	at Toronto FC	L 1-4	27,495	6-9-8	T6	26	NE: Bunbury (88); TOR: Giovinco (20,29,76) Altidore (93+)
Sat.	Aug. 13	Philadelphia	L 0-4	17,127	6-10-8	T7	26	PHI: Sapong (2) Pontius (51) Marquez (54) Alberg (93+)
Sat.	Aug. 20	Columbus	L 0-2	20,224	6-11-8	8	26	CLB: Finlay (8) Higuain (49)
Wed.	Aug. 24	at San Jose	T 0-0	18,000	6-11-9	8	27	
Sun.	Aug. 28	at New York Red B	L 0-1	22,600	6-12-9	8	27	NYR: B. Wright-Philli (55)
Sat.	Sept. 3	Colorado	W 2-0	15,046	7-12-9	8	30	NE: Agudelo (12) Tierney (49)
Sat.	Sept. 10	New York City FC	W 3-1	23,235	8-12-9	7	33	NE: Agudelo (21) Nguyen (42) Fagundez (58); NYC: Lampard (49)
Sat.	Sept. 17	at Montreal	W 3-1	20,801	9-12-9	6	36	NE: Kamara (0:23) Rowe (27,59); MTL: Drogba (50)
Sun.	Sept. 25	at Columbus	L 0-2	20,012	9-13-9	7	36	CLB: O. Kamara (42,84)
Sat.	Oct. 1	Sporting KC	W 3-1	25,280	10-13-9	7	39	NE: Kamara (4) own goal (75) Agudelo (83); KC: Dwyer (49)
Sun.	Oct. 16	at Chicago	L 1-2	18,976	10-14-9	7	39	NE: Fagundez (43); CHI: de Leeuw (9) Accam (80)
Sun.	Oct. 23	Montreal	W 3-0	39,587	11-14-9	T6	42	NE: Fagundez (13) Agudelo (60) Kamara (71)



## NON-PLAYOFF TEAMS

### 2016 NEW ENGLAND REVOLUTION STATISTICS (11-14-9, 42 pts.)

UNF	POS	PLAYER	GP	GS	MIN	G	A	SHT	SOG	FC	FS	OFF	CK	C	E
13	F	Kei Kamara (TOT)	30	30	2659	12	2	106	37	40	45	31	0	5	0
13	F	Kei Kamara (NE)	21	21	1869	7	2	70	24	32	36	22	0	5	0
17	F	Juan Agudelo	24	14	1349	7	5	52	18	31	24	13	0	5	0
24	M	Lee Nguyen	33	33	2900	6	10	68	29	36	50	4	65	2	0
14	M	Diego Fagundez	34	24	2236	6	6	64	22	17	27	3	14	4	0
11	M	Kelyn Rowe	33	32	2787	5	7	64	25	43	52	6	8	2	0
8	D	Chris Tierney	28	27	2321	2	3	19	6	6	9	0	85	1	0
10	M	Teal Bunbury	27	19	1666	2	2	49	9	47	29	11	0	5	0
88	F	Femi Hollinger-Janzen	19	1	273	2	1	10	2	5	2	1	0	0	0
15	D	Je-Vaughn Watson	23	19	1705	1	1	11	4	24	20	1	0	3	1
9	F	*Charlie Davies	9	3	290	1	0	11	8	7	1	7	0	0	0
16	M	Daigo Kobayashi	27	6	701	1	0	13	2	6	2	0	1	0	0
28	D	London Woodberry	25	23	2068	1	0	6	3	31	9	2	0	7	0
7	M	Gershon Koffie	22	19	1545	0	4	18	5	38	41	0	0	8	1
6	M	Scott Caldwell	32	31	2622	0	3	9	1	35	34	0	0	6	0
2	D	Andrew Farrell	33	32	2891	0	1	3	1	15	20	1	0	1	0
25	D	Darrius Barnes	4	4	345	0	0	1	1	5	1	0	0	0	0
1	G	Cody Cropper	1	1	90	0	0	0	0	0	0	0	0	0	0
23	D	Jose Goncalves	28	28	2519	0	0	3	0	41	22	1	0	3	0
21	M	Zachary Herivaux	5	0	38	0	0	0	0	1	0	0	0	0	0
18	G	Brad Knighton	13	13	1153	0	0	0	0	2	2	0	0	2	1
4	M	Steve Neumann	4	1	62	0	0	1	1	0	1	0	0	0	0
40	D	Sambinha	2	1	91	0	0	1	1	1	1	0	0	0	0
22	G	Bobby Shuttleworth	21	20	1814	0	0	0	0	2	4	0	0	1	1
33	M	Donnie Smith	3	2	213	0	0	1	1	1	3	0	1	0	0
12	M	Xavier Kouassi	0	0	0	0	0	0	0	0	0	0	0	0	0
3	D	Jordan McCrary	0	0	0	0	0	0	0	0	0	0	0	0	0
30	G	Matt Turner	0	0	0	0	0	0	0	0	0	0	0	0	0
		Own-goals received				3									
		Team totals	34	34	3060	44	45	474	163	426	428	72	174	55	4
		Opponent totals	34	34	3060	54	45	447	140	428	426	61	153	64	3

GAME-WINNING GOALS: Kelyn Rowe 2, Lee Nguyen 2, Diego Fagundez 2, Je-Vaughn Watson 1

Femi Hollinger-Janzen 1, Juan Agudelo 1

GAME-WINNING ASSISTS: Lee Nguyen 2, Scott Caldwell 2, Chris Tierney 1, Kelyn Rowe 1, Gershon Koffie 1

Kei Kamara 1, Andrew Farrell 1, Diego Fagundez 1, Teal Bunbury 1

Juan Agudelo 1

PENALTY KICK GOALS/ATTEMPTS: Lee Nguyen 3-4

#### NEW ENGLAND REVOLUTION INDIVIDUAL GOALKEEPING

UNF	POS	GOALKEEPER	GP	GS	MIN	SHTS	SV	GA	GAA	PG	PA	W	L	T	SO
1	G	Cody Cropper	1	1	90	2	2	0	0.00	0	0	1	0	0	1
23	D	Jose Goncalves	1	0	1	0	0	0	0.00	0	0	0	0	0	0
18	G	Brad Knighton	13	13	1153	49	31	16	1.25	3	3	6	5	1	2
22	G	Bobby Shuttleworth	21	20	1814	89	50	38	1.89	4	6	4	9	8	5
		Team totals	34	34	3060	140	83	54	1.59	7	9	11	14	9	8
		Opponent totals	34	34	3060	163	118	44	1.29	3	4	14	11	9	11

\* = Played with other teams in 2016. Only New England Revolution statistics listed here.





# NON-PLAYOFF TEAMS

## NEW ENGLAND REVOLUTION – GAME-BY-GAME

#	Player	1	2	3	4	5	6	7	8	9	10	11	12	13	14	15	16	17	18	19	20	21	22	23	24	25	26	27	28	29	30	31	32	33	34	
	HOU DC	PHI	NYC	NYR	TOR	ORL	DC	POR	ORL	LA	CHI	DAL	SEA	VAN	DC	MTL	NYC	CLB	RSL	CHI	ORL	TOR	PHI	CLB	SJ	NYR	COL	NYC	MTL	CLB	KC	CHI	MTL			
	3-3	0-0	0-3	1-1	1-0	1-1	2-2	0-3	1-1	2-2	2-4	2-0	2-4	2-1	2-1	0-2	2-3	0-1	3-1	0-0	1-0	1-3	1-4	0-4	0-2	0-0	0-1	2-0	3-1	3-1	0-2	3-1	1-2	3-0		
1	Cody Cropper	90D	90D	90D	90D	90D	90D	90D	90D	90D	90D	90D	90D	90D	90D	90D	90D	90D	90D	90D	90D	90D	90D	90D	90D	90D	90D	90D	90D	90D	90D	90D	90D	90D	90D	
2	Jordan Farrell																																			
3	Jordan McCrary																																			
4	Steve Neumann	44	90M	86M	90M	90M	73M	77M	59M		90M	90M	90M	90M	90M	90M	72M	64M	78M	90M	58M	75M	68M	90M	90M	71M	89M	88M	90M	90M	90M	90M	90M	90M	90M	90M
6	Scott Caldwell	85M	88M	90M	51M	90M	90M	90M	90M		90M	70M	64M	28M		28M	57M				2	28	57M	68M	90M	90M	90M	90M	90M	90M	90M	90M	90M	90M	90M	90M
7	Gershon Koffie	90D	90D	90D	90D	90D	90D	90D	29D		67D	90D	90D	90D	90D	90D	90D	90D	90D	90D	19	90D	62D	90D	90D	90D	90D	82D	90D	90D	90D	90D	90D	90D	90D	90D
8	Chris Tierney	90F	34F	33	12	12	28	31	35F													15														
9	Charlie Davies	69M	74M	75F	80M	87M	89F	90F	79F		45																									
10	Teal Bunbury	46M	16	90M	90M	90M	90M	90M	90M		90M	90M	90M	90M	90M	90M	90M	90M	90M	90M	90M	90M	90M	90M	90M	90M	90M	90M	90M	90M	90M	90M	90M	90M	90M	90M
11	Kelyn Rowe																																			
12	Xavier Kouassi																																			
13	Kei Kamara																																			
14	Diego Fagundez	90M	90M	63M	90M	78M	78M	62M	90M	90M	90M	90M	90M	90M	90M	90M	90M	90M	90M	90M	90M	90M	90M	90M	90M	90M	90M	90M	90M	90M	90M	90M	90M	90M	90M	90M
15	Je-Vaughn Watson	90D	90D	36D																																
16	Daigo Kobayashi	5	2	20	17	13	11	70M	10	20	26	23	20	63M	61M	64M	26	12	71M	1																
17	Juan Agudelo	21	56	27	57F	70F		55	20	90F	89M	75M	54M	1	33																					
18	Brad Knighton																																			
19	Michael Gamble																																			
21	Zachary Herivaux																																			
22	Bobby Shuttleworth	90G	90G	90G	90G	90G	90G	90G	90G	90G	90G	90G	90G	90G	90G	90G	90G	90G	90G	90G	90G	90G	90G	90G	90G	90G	90G	90G	90G	90G	90G	90G	90G	90G	90G	90G
23	Jose Goncalves	90D	90D	90D	90D	90D	90D	90D	90D	90D	90D	90D	90D	90D	90D	90D	90D	90D	90D	90D	90D	90D	90D	90D	90D	90D	90D	90D	90D	90D	90D	90D	90D	90D	90D	90D
24	Lee Nguyen	90M	90M	90M	90M	90M	90M	90M	90M	90M	90M	90M	90M	90M	90M	90M	90M	90M	90M	90M	90M	90M	90M	90M	90M	90M	90M	90M	90M	90M	90M	90M	90M	90M	90M	90M
25	Darrius Barnes																																			
28	London Woodberry																																			
30	Matt Turner																																			
33	Donnie Smith																																			
40	Sambinha																																			
88	Femi Hollinger-Janzen	15	10	3	1																															

Kei Kamara played 790 minutes for CLB

"00" = 100 minutes played  
F/M/D/G = starting position



## NON-PLAYOFF TEAMS

### NEW ENGLAND REVOLUTION – GAME-BY-GAME LOG

Game #1	03/06/2016	NE 3 at HOU 3	T	Fagundez 1 (unassisted) 3; Davies 1 (Fagundez 1) 52; Kobayashi 1 (Fagundez 2) 93+
Game #2	03/12/2016	NE 0 vs DC 0	T	
Game #3	03/20/2016	NE 0 at PHI 3	L	
Game #4	03/26/2016	NE 1 at NYC 1	T	Tierney 1 (unassisted) 38
Game #5	04/01/2016	NE 1 vs NYR 0	W	Fagundez 2 (Agudelo 1, Caldwell 1) 55
Game #6	04/09/2016	NE 1 vs TOR 1	T	Rowe 1 (Watson 1, Koffie 1) 14
Game #7	04/17/2016	NE 2 at ORL 2	T	Bunbury 1 (Koffie 2, Tierney 1) 37; Nguyen 1 (penalty kick) 96+
Game #8	04/23/2016	NE 0 at DC 3	L	
Game #9	04/27/2016	NE 1 vs POR 1	T	own goal (Taylor) 89
Game #10	04/30/2016	NE 2 vs ORL 2	T	Fagundez 3 (Nguyen 1) 7; Agudelo 1 (Rowe 1, Nguyen 2) 71
Game #11	05/08/2016	NE 2 at LA 4	L	Rowe 2 (Koffie 3) 67; Agudelo 2 (Hollinger-Janzen 1) 70
Game #12	05/14/2016	NE 2 vs CHI 0	W	Nguyen 2 (Caldwell 2) 22; Hollinger-Janzen 1 (Agudelo 2, Nguyen 3) 84
Game #13	05/21/2016	NE 2 vs DAL 4	L	Agudelo 3 (Nguyen 4) 23; Nguyen 3 (penalty kick) 26
Game #14	05/28/2016	NE 2 vs SEA 1	W	Nguyen 4 (penalty kick) 24; Hollinger-Janzen 2 (Nguyen 5) 80
Game #15	06/18/2016	NE 2 at VAN 1	W	Woodberry 1 (Nguyen 6) 31; Rowe 3 (Bunbury 1) 55
Game #16	06/25/2016	NE 0 at DC 2	L	
Game #17	07/02/2016	NE 2 at MTL 3	L	Kamara 6 (Rowe 2) 18; Kamara 7 (Tierney 2) 33
Game #18	07/06/2016	NE 0 vs NYC 1	L	
Game #19	07/09/2016	NE 3 vs CLB 1	W	Nguyen 5 (unassisted) 3; own goal (Trapp) 34; Kamara 8 (Bunbury 2, Nguyen 7) 71
Game #20	07/16/2016	NE 0 at RSL 0	T	
Game #21	07/23/2016	NE 1 vs CHI 0	W	Watson 1 (Tierney 3) 85
Game #22	07/31/2016	NE 1 at ORL 3	L	Kamara 9 (Rowe 3) 19
Game #23	08/06/2016	NE 1 at TOR 4	L	Bunbury 2 (Rowe 4) 88
Game #24	08/13/2016	NE 0 vs PHI 4	L	
Game #25	08/20/2016	NE 0 vs CLB 2	L	
Game #26	08/24/2016	NE 0 at SJ 0	T	
Game #27	08/28/2016	NE 0 at NYR 1	L	
Game #28	09/03/2016	NE 2 vs COL 0	W	Agudelo 4 (Koffie 4, Nguyen 8) 12; Tierney 2 (Fagundez 3, Rowe 5) 49
Game #29	09/10/2016	NE 3 vs NYC 1	W	Agudelo 5 (Fagundez 4) 21; Nguyen 6 (Rowe 6, Farrell 1) 42; Fagundez 4 (Agudelo 3) 58
Game #30	09/17/2016	NE 3 at MTL 1	W	Kamara 10 (Rowe 7, Agudelo 4) 1; Rowe 4 (Kamara 1, Fagundez 5) 27; Rowe 5 (unassisted) 59
Game #31	09/25/2016	NE 0 at CLB 2	L	
Game #32	10/01/2016	NE 3 vs KC 1	W	Kamara 11 (Agudelo 5, Nguyen 9) 4; own goal (Ellis) 75; Agudelo 6 (Kamara 2) 83
Game #33	10/16/2016	NE 1 at CHI 2	L	Fagundez 5 (unassisted) 43
Game #34	10/23/2016	NE 3 vs MTL 0	W	Fagundez 6 (unassisted) 13; Agudelo 7 (Caldwell 3) 60; Kamara 12 (Fagundez 6, Nguyen 10) 71



# NON-PLAYOFF TEAMS

## NEW ENGLAND REVOLUTION – CUP COMPETITIONS – GAME-BY-GAME

#	Player	U.S. OPEN CUP									
		4R	5R	QF	SF	F	CARO	COSM	PHI	CHI	DAL
2	Andrew Farrell	1-0	3-2	1-1	3-1	2-4	1-0	3-2	1-1	3-1	2-4
3	Jordan McCrory	120D	90D	120D	90D	90D	120D	120D	90D	90D	90D
4	Steve Neumann	90M	90M	76M							
6	Scott Caldwell	120M	61M	120M	90M	90M	120M	120M	90M	90M	90M
7	Gershon Koffie				75M	42M					
8	Chris Tierney	40		44	90D	46					
9	Charlie Davies										
10	Teal Bunbury		90M		90M	21					
11	Kelyn Rowe	69M		120M	90M	69M					
13	Kei Kamara	51	29	83F	90F	48					
14	Diego Fagundez	120M	77M	120M	62M	90M					
15	Je-Vaughn Watson	90M	90M	120D	86D	44D					
16	Daigo Kobayashi			70M							
17	Juan Agudelo	120F	32F	120G	90G	90F					
18	Brad Knighton	120G			90G	90G					
19	Michael Gamble										
21	Zachary Herivaux	120M	58	37	4						
22	Bobby Shuttleworth		90G								
23	Jose Goncalves	120D	90D	120D	90D	90D					
24	Lee Nguyen	64	13	50	28	90F					
25	Darrius Barnes										
28	London Woodberry	120D			15	90D					
30	Matt Turner										
33	Donnie Smith	80D									
40	Sambinha		90D	120G							
88	Femi Hollinger-Janzen	56M									

U.S. OPEN CUP										
4R	06/15/2016	NE 1	at CAROLIN 0	W (OT)	Herivaux (unassisted) 103					
5R	06/29/2016	NE 3	at COSMOS 2	W	Bunbury (Fagundez) 43; Kamara (unassisted) 75; Bunbury (Kamara) 83					
QF	07/20/2016	NE 1	vs PHI 1	W (4-2 pens)	Watson (Fagundez) 44					
SF	08/09/2016	NE 3	vs CHI 1	W	Kamara (penalty kick) 16; Watson (unassisted) 42; Bunbury (Kamara) 85					
F	09/13/2016	NE 2	at DAL 4	L	Agudelo (Koffie) 6; Agudelo (Bunbury) 73					



## NON-PLAYOFF TEAMS

### ORLANDO CITY SC PLAYOFF HISTORY

HAVE NOT QUALIFIED



## NON-PLAYOFF TEAMS

### 2016 ORLANDO CITY SC STATISTICS (9-11-14, 41 pts.)

UNF	POS	PLAYER	GP	GS	MIN	G	A	SHT	SOG	FC	FS	OFF	CK	C	E
9	F	Cyle Larin	32	29	2455	14	3	73	33	24	60	20	0	0	0
18	M	Kevin Molino	30	26	2315	11	8	59	22	38	48	7	5	1	0
10	M	Kaka	24	23	1955	9	10	62	29	17	34	4	70	2	0
19	F	Julio Baptista	23	5	729	6	3	27	9	6	22	1	0	1	0
11	M	Carlos Rivas	21	8	799	3	4	34	7	19	12	4	12	6	0
20	D	Brek Shea	27	22	2003	3	2	27	9	27	25	2	3	9	0
32	M	Adrian Winter	13	12	975	3	2	17	7	18	10	0	3	1	0
3	D	Seb Hines	26	23	2105	3	0	27	9	38	12	4	0	7	0
7	M	Cristian Higuita	21	16	1513	1	1	11	1	42	40	0	1	9	1
14	D	Luke Boden	20	19	1613	0	3	5	0	19	10	1	35	2	0
30	M	Matias Perez Garcia (TOT)	27	19	1635	0	3	24	6	14	62	1	63	3	0
30	M	Matias Perez Garcia (ORL)	13	10	883	0	2	12	4	8	34	1	31	1	0
27	D	Rafael Ramos	12	12	1015	0	3	4	1	12	6	0	1	2	0
5	M	Servando Carrasco	31	21	2001	0	2	12	3	37	7	0	3	5	0
17	M	*Darwin Ceren	16	14	1222	0	2	14	1	24	12	1	1	1	1
13	F	Hadji Barry	8	4	293	0	1	1	0	4	4	0	0	0	0
4	D	Jose Aja	10	9	830	0	0	9	1	16	10	0	0	4	0
12	D	Kevin Alston	24	21	1989	0	0	4	1	23	16	0	0	3	0
45	D	Michael Ambrose	5	4	405	0	0	0	0	4	4	0	0	1	0
1	G	Joseph Bendik	34	34	3060	0	0	0	0	1	3	0	0	2	0
78	D	*Aurelien Collin	2	1	135	0	0	0	0	1	1	0	0	0	0
8	M	Harrison Heath	3	3	223	0	0	0	0	3	3	0	3	1	0
44	D	David Mateos	21	20	1759	0	0	9	2	26	14	1	0	8	1
22	M	Antonio Nocerino	21	19	1509	0	0	11	2	27	18	0	11	3	1
29	D	Tommy Redding	18	16	1346	0	0	0	0	10	3	0	0	2	0
15	M	Pedro Ribeiro	3	1	152	0	0	4	2	6	3	1	0	1	0
46	M	Tony Rocha	8	2	298	0	0	4	0	7	3	1	0	1	0
23	D	Conor Donovan	0	0	0	0	0	0	0	0	0	0	0	0	0
36	G	Earl Edwards Jr.	0	0	0	0	0	0	0	0	0	0	0	0	0
16	M	Devron Garcia	0	0	0	0	0	0	0	0	0	0	0	0	0
6	M	Richie Laryea	0	0	0	0	0	0	0	0	0	0	0	0	0
25	G	Mason Stajduhar	0	0	0	0	0	0	0	0	0	0	0	0	0
2	D	Tyler Turner	0	0	0	0	0	0	0	0	0	0	0	0	0
		Own-goals received				2									
		Team totals	34	34	3060	55	46	426	143	457	444	48	179	73	4
		Opponent totals	34	34	3060	60	72	476	178	444	457	67	186	59	5

GAME-WINNING GOALS: Kaka 3, Cyle Larin 2, Brek Shea 1, Carlos Rivas 1, Kevin Molino 1  
Cristian Higuita 1

GAME-WINNING ASSISTS: Kaka 3, Brek Shea 1, Carlos Rivas 1, Rafael Ramos 1, Matias Perez Garcia 1  
Julio Baptista 1

PENALTY KICK GOALS/ATTEMPTS: Kaka 4-5, Kevin Molino 1-1, Julio Baptista 0-1

#### ORLANDO CITY SC INDIVIDUAL GOALKEEPING

UNF	POS	GOALKEEPER	GP	GS	MIN	SHTS	SV	GA	GAA	PG	PA	W	L	T	SO
1	G	Joseph Bendik	34	34	3060	178	114	60	1.76	4	7	9	11	14	5
		Team totals	34	34	3060	178	114	60	1.76	4	7	9	11	14	5
		Opponent totals	34	34	3060	143	87	55	1.62	5	7	11	9	14	6

\* = Played with other teams in 2016. Only Orlando City SC statistics listed here.



## NON-PLAYOFF TEAMS

### ORLANDO CITY SC 2016 SCHEDULE

DAY	DATE	OPPONENT	RESULT	ATT.	W-L-T	POS.	PTS	NOTES:
Sun.	Mar. 6	Real Salt Lake	T 2-2	60,147	0-0-1	T4	1	ORL: Larin (94+); Winter (95+); RSL: Plata (26,66)
Fri.	Mar. 11	Chicago	T 1-1	29,041	0-0-2	4	2	ORL: Larin (4); CHI: Accam (14)
Fri.	Mar. 18	at New York City	W 1-0	24,597	1-0-2	2	5	ORL: Larin (7)
Sun.	Apr. 3	Portland	W 4-1	31,114	2-0-2	1	8	ORL: Hines (13) Shea (32) Kaka (48) Molino (76); POR: McInerney (89)
Fri.	Apr. 8	at Philadelphia	L 1-2	15,011	2-1-2	2	8	ORL: Winter (43); PHI: Sapong (2) Barnetta (90)
Sun.	Apr. 17	New England	T 2-2	36,048	2-1-3	T2	9	ORL: Kaka (2) Molino (92+); NE: Bunbury (37) Nguyen (96+)
Sun.	Apr. 24	at New York Red B	L 2-3	18,238	2-2-3	T4	9	ORL: Larin (3) own goal (84); NYR: Grella (65) B. Wright-Philli (69,75)
Sat.	Apr. 30	at New England	T 2-2	25,203	2-2-4	T4	10	ORL: Molino (30) Rivas (90); NE: Fagundez (7) Agudelo (71)
Fri.	May 6	New York Red Bull	T 1-1	31,264	2-2-5	T3	11	ORL: Molino (67); NYR: B. Wright-Philli (19)
Sun.	May 15	at Sporting KC	L 1-2	19,080	2-3-5	7	11	ORL: own goal (67); KC: Dwyer (74) Peterson (79)
Sat.	May 21	Montreal	W 2-1	34,081	3-3-5	6	14	ORL: Larin (43,87); MTL: Piatti (4)
Wed.	May 25	Philadelphia	T 2-2	24,109	3-3-6	6	15	ORL: Molino (68) Larin (71); PHI: Barnetta (52) Tribbett (75)
Sun.	May 29	at New York City	T 2-2	25,039	3-3-7	T5	16	ORL: Baptista (72) Molino (94+); NYC: Brilliant (42) Villa (66)
Sat.	June 18	San Jose	T 2-2	37,194	3-3-8	T7	17	ORL: Hines (66) Baptista (91+); SJ: Barrett (85) Salinas (94+)
Sat.	June 25	Toronto FC	W 3-2	27,818	4-3-8	T5	20	ORL: Larin (5) Winter (83) Kaka (100+); TOR: Hamilton (47) Morrow (90)
Mon.	July 4	at FC Dallas	L 0-4	16,195	4-4-8	T6	20	DAL: Zimmerman (11) Barrios (21) Hedges (61) Castillo (92+)
Fri.	July 8	Houston	T 0-0	28,104	4-4-9	T5	21	
Wed.	July 13	at New York Red B	L 0-2	19,121	4-5-9	T7	21	NYR: Lade (37) Martins (59)
Sat.	July 16	at Vancouver	T 2-2	22,120	4-5-10	T7	22	ORL: Baptista (14) Larin (50); VAN: Mezquida (35) Kudo (43)
Sat.	July 23	at Columbus	T 2-2	20,034	4-5-11	7	23	ORL: Molino (65) Larin (69); CLB: Tchani (20) O. Kamara (51+)
Sun.	July 31	New England	W 3-1	27,768	5-5-11	T6	26	ORL: Larin (46) Molino (64,83); NE: Kamara (19)
Sun.	Aug. 7	Seattle	L 1-3	28,247	5-6-11	T6	26	ORL: Hines (7); SEA: Dempsey (14,37,48)
Sun.	Aug. 14	at Chicago	T 2-2	18,148	5-6-12	T6	27	ORL: Larin (9) Kaka (32); CHI: Goossens (6) Cocis (78)
Sat.	Aug. 20	at Colorado	T 0-0	16,813	5-6-13	6	28	
Wed.	Aug. 24	Toronto FC	L 1-2	23,802	5-7-13	7	28	ORL: Larin (56); TOR: Ricketts (7) Altidore (86)
Sun.	Aug. 28	New York City FC	W 2-1	27,482	6-7-13	7	31	ORL: Kaka (32,63); NYC: Mendoza (55)
Wed.	Sept. 7	at Montreal	W 4-1	17,389	7-7-13	6	34	ORL: Shea (4) Kaka (36,54) Rivas (77); MTL: Drogba (2)
Sun.	Sept. 11	at Los Angeles	L 2-4	27,167	7-8-13	6	34	ORL: Molino (20) Shea (92+); LA: dos Santos (35,45) Gordon (38) Keane (70)
Sat.	Sept. 17	Columbus	L 1-4	30,218	7-9-13	T7	34	ORL: Larin (79); CLB: Finlay (6) own goal (22) O. Kamara (44,95+)
Sat.	Sept. 24	at D.C. United	L 1-4	25,842	7-10-1	8	34	ORL: Baptista (72); DC: Mullins (34,53) Sam (51) Buscher (90)
Wed.	Sept. 28	at Toronto FC	T 0-0	23,805	7-10-1	8	35	
Sun.	Oct. 2	Montreal	L 0-1	26,041	7-11-1	T8	35	MTL: Oduro (56)
Sun.	Oct. 16	at Philadelphia	W 2-0	18,007	8-11-1	8	38	ORL: Rivas (59) Baptista (95+)
Sun.	Oct. 23	D.C. United	W 4-2	30,022	9-11-1	8	41	ORL: Molino (13) Kaka (21) Higuita (50) Baptista (89); DC: Saborio (43) Igboananike (78)



# NON-PLAYOFF TEAMS

## ORLANDO CITY SC – GAME-BY-GAME

#	Player	1	2	3	4	5	6	7	8	9	10	11	12	13	14	15	16	17	18	19	20	21	22	23	24	25	26	27	28	29	30	31	32	33	34				
1	Joseph Bendik	90G	90G	90G	90G	90G	90G	90G	90G	90G	90G	90G	90G	90G	90G	90G	90G	90G	90G	90G	90G	90G	90G	90G	90G	90G	90G	90G	90G	90G	90G	90G	90G	90G	90G	90G	90G		
2	Tyler Turner	90D	90D	90D	90D	90D	90D	90D	90D	90D	90D	90D	90D	90D	90D	90D	90D	90D	90D	90D	90D	90D	90D	90D	90D	90D	90D	90D	90D	90D	90D	90D	90D	90D	90D	90D	90D	90D	
3	Seb Hines	90M	90M	36	66	90M	1	27	2	90M	90M	90M	90M	90M	90M	90M	4	45	2	90M	65M	90M	90M	90M	90M	71M	21	90M	90M	90M	90M	90M	64M	90M	64M	90M	90M	90M	
4	Jose Aja	73M	90M	90M	90M	90M	90M	90M	90M	90M	90M	90M	90M	90M	90M	90M	90M	90M	90M	90M	90M	90M	90M	90M	90M	90M	90M	90M	90M	90M	90M	90M	90M	90M	90M	90M	90M	90M	
5	Servando Carrasco	90F	90F	55F	24F	29	90F	90F	90F	90F	71F	90F	84F	90F	78F	79F	69F	90F	30	90F	90F	90F	90F	90F	90F	90F	90F	90F	90F	90F	90F	90F	90F	90F	90F	90F	90F	90F	
6	Richie Laryea	20	10	1	61M	26	9	90D	90D	90D	90D	90D	90D	90D	90D	90D	90D	90D	90D	90D	90D	90D	90D	90D	90D	90D	90D	90D	90D	90D	90D	90D	90D	90D	90D	90D	90D	90D	
7	Cristian Higuita	13	17				13					6								84M	60M	45M	55M																
8	Harrison Heath	61D	90D							25		70D	62D							90D	90D	90D	90D	90D	90D	90D	90D	90D	90D	90D	90D	90D	90D	90D	90D	90D	90D		
9	Cyle Larin	90M	27	35																																			
10	Kaka	44M	90M	90M	90M	90M	90M	90M	90M	90M	86M									90M	90M	60M	45	90M	90M	90M	90M	90M	90M	90M	90M	90M	90M	90M	90M	90M	90M	90M	
11	Carlos Rivas	77F	90F	90M	90M	88F	29	90M	63F	88M	90M	23	90M	90M	86M	90M	90M	90M	90M	90M	90M	90M	90M	90M	90M	90M	90M	90M	90M	90M	90M	90M	90M	90M	90M	90M	90M	90M	
12	Kevin Alston	90F	90D	90D	90D	90D	90D	90D	90D	90D	90D	90D	90D	90D	90D	90D	90D	90D	90D	90D	90D	90D	90D	90D	90D	90D	90D	90D	90D	90D	90D	90D	90D	90D	90D	90D	90D	90D	
13	Hadji Barry	63M	54M									12								65M	6																		
14	Luke Boden	90D	90D																																				
15	Pedro Ribeiro	90D	90D																																				
16	Devron Garcia	90M	90M	90M	90M	90M	90M	90M	90M	90M	90M	90M	90M	90M	90M	90M	90M	90M	90M	90M	90M	90M	90M	90M	90M	90M	90M	90M	90M	90M	90M	90M	90M	90M	90M	90M	90M	90M	
17	Darwin Ceren	90M	90M	90M	90M	90M	90M	90M	90M	90M	90M	90M	90M	90M	90M	90M	90M	90M	90M	90M	90M	90M	90M	90M	90M	90M	90M	90M	90M	90M	90M	90M	90M	90M	90M	90M	90M	90M	
18	Kevin Molino	90F	90D	90D	90D	90D	90D	90D	90D	90D	90D	90D	90D	90D	90D	90D	90D	90D	90D	90D	90D	90D	90D	90D	90D	90D	90D	90D	90D	90D	90D	90D	90D	90D	90D	90D	90D	90D	
19	Julio Baptista	90F	90D	90D	90D	90D	90D	90D	90D	90D	90D	90D	90D	90D	90D	90D	90D	90D	90D	90D	90D	90D	90D	90D	90D	90D	90D	90D	90D	90D	90D	90D	90D	90D	90D	90D	90D	90D	
20	Brek Shea	22	Antonio	Nocerino	Conor	Donovan	23																																
21	Conor Donovan	90D	90D	90D	90D	90D	90D	90D	90D	90D	90D	90D	90D	90D	90D	90D	90D	90D	90D	90D	90D	90D	90D	90D	90D	90D	90D	90D	90D	90D	90D	90D	90D	90D	90D	90D	90D	90D	
22	Mason Stajduhar	90D	90D	90D	90D	90D	90D	90D	90D	90D	90D	90D	90D	90D	90D	90D	90D	90D	90D	90D	90D	90D	90D	90D	90D	90D	90D	90D	90D	90D	90D	90D	90D	90D	90D	90D	90D	90D	
23	Rafael Ramos	90D	90D	90D	90D	90D	90D	90D	90D	90D	90D	90D	90D	90D	90D	90D	90D	90D	90D	90D	90D	90D	90D	90D	90D	90D	90D	90D	90D	90D	90D	90D	90D	90D	90D	90D	90D	90D	
24	Tommy Redding	29	90F	70M	90M	90F	61M	77M	90F																														
25	Matias Perez Garcia	90D	90D	90D	90D	90D	90D	90D	90D	90D	90D	90D	90D	90D	90D	90D	90D	90D	90D	90D	90D	90D	90D	90D	90D	90D	90D	90D	90D	90D	90D	90D	90D	90D	90D	90D	90D	90D	
26	Adrian Winter	29	90F	70M	90M	90F	61M	77M	90F																														
27	Bryan Rochez	90D	90D	90D	90D	90D	90D	90D	90D	90D	90D	90D	90D	90D	90D	90D	90D	90D	90D	90D	90D	90D	90D	90D	90D	90D	90D	90D	90D	90D	90D	90D	90D	90D	90D	90D	90D	90D	
28	Earl Edwards Jr.	90D	90D	90D	90D	90D	90D	90D	90D	90D	90D	90D	90D	90D	90D	90D	90D	90D	90D	90D	90D	90D	90D	90D	90D	90D	90D	90D	90D	90D	90D	90D	90D	90D	90D	90D	90D	90D	
29	David Mateos	90D	90D	90D	90D	90D	90D	90D	90D	90D	90D	90D	90D	90D	90D	90D	90D	90D	90D	90D	90D	90D	90D	90D	90D	90D	90D	90D	90D	90D	90D	90D	90D	90D	90D	90D	90D	90D	90D
30	Michael Ambrose	90D	90D	90D	90D	90D	90D	90D	90D	90D	90D	90D	90D	90D	90D	90D	90D	90D	90D	90D	90D	90D	90D	90D	90D	90D	90D	90D	90D	90D	90D	90D	90D	90D	90D	90D	90D	90D	90D
31	Tony Rocha	29	19	90M	22	25	50	45M	18																														
32	Aurelien Collin	45	90D																																				

Played for other teams:  
 Matias Perez Garcia played 752 minutes for SJ

"00" = 100 minutes played  
 F/M/D/G = starting position



# NON-PLAYOFF TEAMS

## ORLANDO CITY SC – GAME-BY-GAME LOG

Game #1	03/06/2016	ORL 2 vs RSL 2	T	Larin 1 (Shea 1, Barry 1) 94+; Winter 1 (Larin 1, Carrasco 1) 95+
Game #2	03/11/2016	ORL 1 vs CHI 1	T	Larin 2 (Molino 1) 4
Game #3	03/18/2016	ORL 1 at NYC 0	W	Larin 3 (Ramos 1) 7
Game #4	04/03/2016	ORL 4 vs POR 1	W	Hines 1 (Kaka 1) 13; Shea 1 (Kaka 2) 32; Kaka 1 (unassisted) 48; Molino 1 (penalty kick) 76
Game #5	04/08/2016	ORL 1 at PHI 2	L	Winter 2 (Molino 2) 43
Game #6	04/17/2016	ORL 2 vs NE 2	T	Kaka 2 (penalty kick) 2; Molino 2 (unassisted) 92+
Game #7	04/24/2016	ORL 2 at NYR 3	L	Larin 4 (Ramos 2, Julio Baptista 1) 3; own goal (Ouimette) 84
Game #8	04/30/2016	ORL 2 at NE 2	T	Molino 3 (unassisted) 30; Rivas 1 (unassisted) 90
Game #9	05/06/2016	ORL 1 vs NYR 1	T	Molino 4 (Larin 2, Ceren 1) 67
Game #10	05/15/2016	ORL 1 at KC 2	L	own goal (Medranda) 67
Game #11	05/21/2016	ORL 2 vs MTL 1	W	Larin 5 (Kaka 3) 43; Larin 6 (Kaka 4, Julio Baptista 2) 87
Game #12	05/25/2016	ORL 2 vs PHI 2	T	Molino 5 (unassisted) 68; Larin 7 (Kaka 5) 71
Game #13	05/29/2016	ORL 2 at NYC 2	T	Julio Baptista 1 (Molino 3) 72; Molino 6 (Larin 3, Rivas 1) 94+
Game #14	06/18/2016	ORL 2 vs SJ 2	T	Hines 2 (Winter 1) 66; Julio Baptista 2 (Rivas 2) 91+
Game #15	06/25/2016	ORL 3 vs TOR 2	W	Larin 8 (Molino 4, Winter 2) 5; Winter 3 (Molino 5) 83; Kaka 3 (penalty kick) 100+
Game #16	07/04/2016	ORL 0 at DAL 4	L	
Game #17	07/08/2016	ORL 0 vs HOU 0	T	
Game #18	07/13/2016	ORL 0 at NYR 2	L	
Game #19	07/16/2016	ORL 2 at VAN 2	T	Julio Baptista 3 (Boden 1) 14; Larin 9 (Molino 6, Ceren 2) 50
Game #20	07/23/2016	ORL 2 at CLB 2	T	Molino 7 (unassisted) 65; Larin 10 (Molino 7) 70
Game #21	07/31/2016	ORL 3 vs NE 1	W	Larin 11 (unassisted) 46; Molino 8 (Shea 2) 64; Molino 9 (Kaka 6, Boden 2) 83
Game #22	08/07/2016	ORL 1 vs SEA 3	L	Hines 3 (Kaka 7) 7
Game #23	08/14/2016	ORL 2 at CHI 2	T	Larin 12 (Kaka 8) 9; Kaka 4 (unassisted) 32
Game #24	08/20/2016	ORL 0 at COL 0	T	
Game #25	08/24/2016	ORL 1 vs TOR 2	L	Larin 13 (Boden 3) 56
Game #26	08/28/2016	ORL 2 vs NYC 1	W	Kaka 5 (unassisted) 32; Kaka 6 (penalty kick) 63
Game #27	09/07/2016	ORL 4 at MTL 1	W	Shea 2 (Rivas 3, M. Garcia 2) 4; Kaka 7 (Rivas 4, M. Garcia 3) 36; Kaka 8 (penalty kick) 54;
Game #28	09/11/2016	ORL 2 at LA 4	L	Rivas 2 (Julio Baptista 3) 77
Game #29	09/17/2016	ORL 1 vs CLB 4	L	Molino 10 (unassisted) 20; Shea 3 (unassisted) 92+
Game #30	09/24/2016	ORL 1 at DC 4	L	Larin 14 (Carrasco 2) 79
Game #31	09/28/2016	ORL 0 at TOR 0	T	Julio Baptista 4 (unassisted) 72
Game #32	10/02/2016	ORL 0 vs MTL 1	L	
Game #33	10/16/2016	ORL 2 at PHI 0	W	Rivas 3 (unassisted) 59; Julio Baptista 5 (unassisted) 95+
Game #34	10/23/2016	ORL 4 vs DC 2	W	Molino 11 (Ramos 3, Kaka 9) 13; Kaka 9 (Molino 8) 21; Higuaita 1 (Kaka 10) 50; Julio Baptista 6 (Higuaita 1) 89





**NON-PLAYOFF TEAMS**

**ORLANDO CITY SC --CUP COMPETITIONS -- GAME-BY-GAME**

#	Player	U.S. OPEN CUP		
		4R	5R	FTLD
		JXVL		
		1-0	1-2	
1	Joseph Bendik			
2	Tyler Turner			
3	Seb Hines		120D	
5	Servando Carrasco	90M	120M	
6	Richie Laryea			
7	Cristian Higuita			
8	Harrison Heath	90M	120M	
9	Cyle Larin		34	
10	Kaka			
11	Carlos Rivas	90M		
12	Kevin Alston	90D	82	
13	Hadji Barry	45F	120F	
14	Luke Boden	90D		
15	Pedro Ribeiro			
16	Devron Garcia			
17	Darwin Ceren			
18	Kevin Molino	14	66M	
19	Julio Baptista	90F		
20	Brek Shea		120D	
22	Antonio Nocerino	76M	86M	
23	Conor Donovan			
25	Mason Stajduhar			
27	Rafael Ramos		38D	
29	Tommy Redding	90D	120D	
32	Adrian Winter		44	
35	Bryan Rochez			
36	Earl Edwards Jr.	90G	120G	
44	David Mateos	90D		
46	Tony Rocha	45	76M	

U.S. OPEN CUP		ORL 1 at JAXVIL 0		W	
4R	06/15/2016	ORL 1	vs	JAXVIL 0	62
5R	06/29/2016	ORL 1	vs	FTLAUD 2	16
				L (OT)	
				Mateos (unassisted)	16
				Molino	



## NON-PLAYOFF TEAMS

### PORTLAND TIMBERS PLAYOFF HISTORY

vs. Team	No. of Series		Series					Last		Round	Series Result
	Series	W-L	GP	W-L-T	OT	ShO	GF	GA	Mtg.		
Columbus	1	1-0	1	1-0-0	0-0-0	0-0	2	1	2015	MLS Cup '15	Won MLS Cup '15
Dallas	1	1-0	2	1-0-1	0-0-0	0-0	5	3	2015	Semifinals	Won 1 games to 0
Kansas City	1	1-0	1	1-0-0	1-0-0	1-0	2	2	2015	Wild Card	Won 1 games to 0
Real Salt Lake	1	0-1	2	0-2-0	0-0-0	0-0	2	5	2013	Semifinals	Lost 2 games to 0
Seattle	1	1-0	2	2-0-0	0-0-0	0-0	5	3	2013	Quarterfinals	Won 2 games to 0
Vancouver	1	1-0	2	1-0-1	0-0-0	0-0	2	0	2015	Quarterfinals	Won 1 games to 0
<b>TOTALS</b>	<b>6</b>	<b>5-1</b>	<b>10</b>	<b>6-2-2</b>	<b>1-0-0</b>	<b>1-0</b>	<b>18</b>	<b>14</b>			

### PORTLAND TIMBERS – ALL-TIME POSTSEASON RESULTS

DATE	OPPONENT	RESULT	ATT.	W-L-T	RD.	NOTES:
11/02/2013	at Seattle	W 2-1	38,507	1-0-0	QTR	POR: R. Johnson (15) Nagbe (67); SEA: Alonso (90)
11/07/2013	Seattle	W 3-2	20,674	2-0-0	QTR	POR: W. Johnson (29) Valeri (44) Danso (47); SEA: Yedlin (74) Johnson (76)
11/10/2013	at Real Salt Lake	L 2-4	17,333	2-1-0	SEM	POR: W. Johnson (14) Piquionne (94+); RSL: Schuler (35) Findley (41) Sandoval (48) Morales (82)
11/24/2013	Real Salt Lake	L 0-1	20,674	2-2-0	SEM	RSL: Findley (29)
10/29/2015	Sporting KC	T 2-2 (OT)	21,144	0-0-1	WC	POR: Wallace (57) Urruti (118); KC: Ellis (87) Nemeth (96)
11/01/2015	Vancouver	T 0-0	21,144	0-0-2	QTR	
11/08/2015	at Vancouver	W 2-0	27,837	1-0-2	QTR	POR: Adi (31) Chara (94+)
11/22/2015	FC Dallas	W 3-1	21,144	2-0-2	SEM	POR: Ridgewell (23) Asprilla (53) Borchers (91+); DAL: Texeira (62)
11/29/2015	at FC Dallas	T 2-2	21,144	2-0-3	SEM	POR: Adi (54) Melano (95+); DAL: Hollingshead (68) Blas Perez (73)
12/06/2015	at Columbus	W 2-1	21,747	3-0-3	FIN	POR: Valeri (0:27) Wallace (7); CLB: Kamara (18)



## NON-PLAYOFF TEAMS

### 2016 PORTLAND TIMBERS STATISTICS (12-14-8, 44 pts.)

UNF	POS	PLAYER	GP	GS	MIN	G	A	SHT	SOG	FC	FS	OFF	CK	C	E
9	F	Fanendo Adi	33	30	2649	16	2	88	37	71	63	33	0	7	0
8	M	Diego Valeri	30	30	2634	14	7	112	38	22	51	8	111	2	1
99	F	Jack McInerney	24	8	904	5	0	37	18	16	10	9	1	1	0
26	F	Lucas Melano	31	27	2268	3	5	44	14	29	21	10	0	1	0
6	M	Darlington Nagbe	27	27	2416	1	5	39	8	16	57	0	7	1	0
22	F	Darren Mattocks (TOT)	19	12	940	1	3	20	10	14	18	3	0	0	0
22	F	Darren Mattocks (POR)	19	12	940	1	3	20	10	14	18	3	0	0	0
13	M	Jack Jewsbury	23	17	1503	1	2	8	2	17	15	0	37	4	0
7	D	Nat Borchers	21	21	1812	1	1	5	1	10	9	0	0	1	0
16	D	Zarek Valentin	20	18	1607	1	1	4	3	12	7	0	0	2	0
5	D	Vytas Andriuskevicius	11	10	916	1	0	5	1	19	15	1	1	2	0
11	F	Dairon Asprilla	9	6	488	1	0	14	3	8	5	6	0	1	1
23	M	Jack Barmby	19	2	381	1	0	11	5	7	8	0	4	1	0
24	D	Liam Ridgewell	22	22	1980	1	0	12	4	25	30	2	0	6	0
27	D	Steven Taylor	9	9	810	1	0	4	2	3	6	0	0	0	0
4	D	Jermaine Taylor	23	21	1841	0	3	9	2	27	4	2	0	4	0
21	M	Diego Chara	30	30	2600	0	1	9	2	86	55	0	0	9	1
2	D	Alvas Powell	23	23	2015	0	1	6	1	21	29	0	0	4	0
14	M	Ben Zemanski	16	11	1010	0	1	12	1	10	12	0	0	2	0
12	D	Gbenga Arokoyo	1	0	23	0	0	0	0	0	0	0	0	0	0
25	M	Neco Brett	1	0	1	0	0	0	0	0	0	0	0	0	0
90	G	Jake Gleeson	28	27	2470	0	0	0	0	1	2	0	0	1	0
10	M	Ned Grabavoy	22	5	632	0	0	10	2	12	20	1	1	3	0
15	D	Chris Klute	8	8	709	0	0	0	0	8	0	1	0	1	0
12	G	Adam Larsen Kwarasey	7	7	590	0	0	0	0	0	0	0	0	0	0
18	M	Amobi Okugo	4	2	227	0	0	0	0	5	3	0	0	0	0
20	D	Taylor Peay	2	1	109	0	0	0	0	0	1	0	0	0	0
17	M	Nick Besler	0	0	0	0	0	0	0	0	0	0	0	0	0
33	G	Wade Hamilton	0	0	0	0	0	0	0	0	0	0	0	0	0
1	G	Chris Konopka	0	0	0	0	0	0	0	0	0	0	0	0	0
43	G	Kendall McIntosh	0	0	0	0	0	0	0	0	0	0	0	0	0
19	F	Ben Polk	0	0	0	0	0	0	0	0	0	0	0	0	0
28	D	Andy Thoma	0	0	0	0	0	0	0	0	0	0	0	0	0
		Team totals	34	34	3060	48	32	449	154	439	466	76	162	53	3
		Opponent totals	34	34	3060	53	39	491	191	466	439	60	198	84	5

GAME-WINNING GOALS: Fanendo Adi 5, Diego Valeri 4, Liam Ridgewell 1, Lucas Melano 1

Dairon Asprilla 1

GAME-WINNING ASSISTS: Diego Valeri 2, Jermaine Taylor 1, Darren Mattocks 1, Diego Chara 1

PENALTY KICK GOALS/ATTEMPTS: Diego Valeri 4-4, Fanendo Adi 2-4, Dairon Asprilla 1-1

#### PORTLAND TIMBERS INDIVIDUAL GOALKEEPING

UNF	POS	GOALKEEPER	GP	GS	MIN	SHTS	SV	GA	GAA	PG	PA	W	L	T	SO
90	G	Jake Gleeson	28	27	2470	160	118	40	1.46	6	6	11	11	6	6
12	G	Adam Larsen Kwarasey	7	7	590	31	19	13	1.98	1	1	1	3	2	0
		Team totals	34	34	3060	191	137	53	1.56	7	7	12	14	8	6
		Opponent totals	34	34	3060	154	103	48	1.41	7	9	14	12	8	5

\* = Played with other teams in 2016. Only Portland Timbers statistics listed here.



## NON-PLAYOFF TEAMS

### PORTLAND TIMBERS 2016 SCHEDULE

DAY	DATE	OPPONENT	RESULT	ATT.	W-L-T	POS.	PTS	NOTES:
Sun.	Mar. 6	Columbus	W 2-1	21,144	1-0-0	T1	3	POR: Valeri (23) Adi (79); CLB: Higuain (68)
Sun.	Mar. 13	at San Jose	L 1-2	18,000	1-1-0	T5	3	POR: McInerney (89); SJ: Wondolowski (30) Amarikwa (46+)
Sat.	Mar. 19	Real Salt Lake	T 2-2	21,144	1-1-1	T6	4	POR: Adi (79,84); RSL: Plata (16) Movsisyan (58)
Sun.	Apr. 3	at Orlando City SC	L 1-4	31,114	1-2-1	T8	4	POR: McInerney (89); ORL: Hines (13) Shea (32) Kaka (48) Molino (76)
Sun.	Apr. 10	at Los Angeles	T 1-1	25,667	1-2-2	T8	5	POR: Adi (52); LA: own goal (84)
Wed.	Apr. 13	FC Dallas	L 1-3	21,144	1-3-2	T8	5	POR: Mattocks (67); DAL: Barrios (4) Castillo (26) Akindele (29)
Sat.	Apr. 16	San Jose	W 3-1	21,144	2-3-2	7	8	POR: McInerney (52) Adi (65,99+); SJ: Wondolowski (91+)
Wed.	Apr. 27	at New England	T 1-1	10,144	2-3-3	8	9	POR: Barmby (64); NE: own goal (89)
Sun.	May 1	Toronto FC	W 2-1	21,144	3-3-3	7	12	POR: Adi (17) Valeri (74); TOR: Johnson (40)
Sat.	May 7	at Vancouver	L 1-2	22,120	3-4-3	9	12	POR: Borchers (34); VAN: Kudo (60) Bolanos (66)
Wed.	May 11	at FC Dallas	L 1-2	10,381	3-5-3	9	12	POR: Valeri (3); DAL: Hollingshead (55) Zimmerman (57)
Sun.	May 15	New York City FC	L 1-2	21,144	3-6-3	9	12	POR: Adi (55); NYC: Villa (12) McNamara (65)
Sun.	May 22	Vancouver	W 4-2	21,144	4-6-3	8	15	POR: Valeri (4) McInerney (29) Asprilla (78) Nagbe (82); VAN: Manneh (49) Morales (84)
Sat.	May 28	at Chicago	T 1-1	14,729	4-6-4	8	16	POR: Valeri (18); CHI: Accam (20)
Wed.	June 1	San Jose	W 1-0	21,144	5-6-4	7	19	POR: Ridgewell (11)
Sat.	June 18	at Real Salt Lake	T 2-2	20,317	5-6-5	7	20	POR: Adi (29) Melano (44); RSL: Martinez (17) Movsisyan (70)
Sun.	June 26	Houston	W 3-2	21,144	6-6-5	T5	23	POR: Melano (64) Valeri (82,91+); HOU: Wenger (28) Bruin (30)
Mon.	July 4	at Colorado	T 0-0	18,759	6-6-6	T6	24	
Sun.	July 10	at New York Red Bulls	T 0-0	19,985	6-6-7	T6	25	
Wed.	July 13	Montreal	T 1-1	21,144	6-6-8	7	26	POR: McInerney (14); MTL: Piatti (44)
Sun.	July 17	Seattle	W 3-1	21,144	7-6-8	T5	29	POR: Valeri (44,50) Adi (64); SEA: Marshall (59)
Sat.	July 23	Los Angeles	L 1-2	21,144	7-7-8	6	29	POR: Valentin (41); LA: Keane (7) Zardes (11)
Sun.	July 31	at Sporting KC	L 0-1	19,098	7-8-8	7	29	KC: Peterson (50)
Sun.	Aug. 7	Sporting KC	W 3-0	21,144	8-8-8	6	32	POR: Valeri (65) Jewsbury (87) Adi (92+)
Sat.	Aug. 13	at D.C. United	L 0-2	16,298	8-9-8	6	32	DC: Birnbaum (7) Acosta (29)
Sun.	Aug. 21	at Seattle	L 1-3	53,302	8-10-8	6	32	POR: Adi (93+); SEA: Dempsey (61,80) Roldan (83)
Sun.	Aug. 28	Seattle	W 4-2	21,144	9-10-8	6	35	POR: Andriuskevicius (16) Adi (21) Melano (29) S. Taylor (44); SEA: Ivanschitz (47) Morris (51)
Sat.	Sept. 3	at FC Dallas	L 1-3	14,207	9-11-8	6	35	POR: Valeri (87); DAL: Diaz (14) Ulloa (47+) Zimmerman (53)
Sat.	Sept. 10	Real Salt Lake	W 1-0	21,144	10-11-8	6	38	POR: Adi (12)
Sat.	Sept. 17	Philadelphia	W 2-1	21,144	11-11-8	5	41	POR: Valeri (46) Adi (53); PHI: Pontius (47)
Sat.	Sept. 24	at Houston	L 1-3	19,404	11-12-8	6	41	POR: Valeri (51); HOU: Manotas (34,73,85)
Sat.	Oct. 1	at Colorado	L 0-1	17,554	11-13-8	T6	41	COL: Le Toux (63)
Sun.	Oct. 16	Colorado	W 1-0	21,144	12-13-8	T6	44	POR: Adi (35)
Sun.	Oct. 23	at Vancouver	L 1-4	24,083	12-14-8	7	44	POR: Valeri (72); VAN: Barnes (13,32) Morales (54) Mezquida (55)



# NON-PLAYOFF TEAMS

## PORTLAND TIMBERS – GAME-BY-GAME

#	Player	1	2	3	4	5	6	7	8	9	10	11	12	13	14	15	16	17	18	19	20	21	22	23	24	25	26	27	28	29	30	31	32	33	34		
1	Chris Konopka	90D	90D	90D	90D	90D	90D	90D	90D	90D	90D	90D	90D	90D	90D	90D	90D	90D	90D	90D	90D	90D	90D	90D	90D	90D	90D	90D	90D	90D	90D	90D	90D	90D	90D	90D	
2	Alvas Powell	90D	90D	90D	90D	90D	90D	90D	90D	90D	90D	90D	90D	90D	90D	90D	90D	90D	90D	90D	90D	90D	90D	90D	90D	90D	90D	90D	90D	90D	90D	90D	90D	90D	90D	90D	
4	Jermaine Taylor	90D	90D	90D	90D	90D	90D	90D	90D	90D	90D	90D	90D	90D	90D	90D	90D	90D	90D	90D	90D	90D	90D	90D	90D	90D	90D	90D	90D	90D	90D	90D	90D	90D	90D	90D	
5	Yvetas Andriuskevicius	90M	90M	90M	90M	90M	90M	90M	90M	90M	90M	90M	90M	90M	90M	90M	90M	90M	90M	90M	90M	90M	90M	90M	90M	90M	90M	90M	90M	90M	90M	90M	90M	90M	90M	90M	
6	Darlington Nagbe	90D	90D	90D	90D	90D	90D	90D	90D	90D	90D	90D	90D	90D	90D	90D	90D	90D	90D	90D	90D	90D	90D	90D	90D	90D	90D	90D	90D	90D	90D	90D	90D	90D	90D	90D	
7	Nat Borchers	90M	90M	90M	90M	90M	90M	90M	90M	90M	90M	90M	90M	90M	90M	90M	90M	90M	90M	90M	90M	90M	90M	90M	90M	90M	90M	90M	90M	90M	90M	90M	90M	90M	90M	90M	
8	Diego Valeri	87M	90M	90M	90M	90M	90M	90M	90M	90M	90M	90M	90M	90M	90M	90M	90M	90M	90M	90M	90M	90M	90M	90M	90M	90M	90M	90M	90M	90M	90M	90M	90M	90M	90M	90M	
9	Fanendo Adi	90F	90F	90F	90F	90F	90F	90F	90F	90F	90F	90F	90F	90F	90F	90F	90F	90F	90F	90F	90F	90F	90F	90F	90F	90F	90F	90F	90F	90F	90F	90F	90F	90F	90F	90F	
10	Ned Grabavoy	9	29	9	14	45M	85M																														
11	Dairon Asprilla	90F	64F	89F	58F			16	9																												
12	Gbenga Arokoyo	90G	90G	90G	90G	90G	90G	90G	90G	90G	90G	90G	90G	90G	90G	90G	90G	90G	90G	90G	90G	90G	90G	90G	90G	90G	90G	90G	90G	90G	90G	90G	90G	90G	90G	90G	
13	Adam Larsen Kwarasey	3																																			
14	Jack Jewsbury	90M	90M	5	90M	1																															
15	Ben Zemanski	34																																			
16	Chris Klute	90D	90D	90D	90D	90D	90D	90D	90D	90D	90D	90D	90D	90D	90D	90D	90D	90D	90D	90D	90D	90D	90D	90D	90D	90D	90D	90D	90D	90D	90D	90D	90D	90D	90D	90D	
17	Zarek Valentin	81D	61D																																		
18	Nick Besler	90D	90D	90D	90D	90D	90D	90D	90D	90D	90D	90D	90D	90D	90D	90D	90D	90D	90D	90D	90D	90D	90D	90D	90D	90D	90D	90D	90D	90D	90D	90D	90D	90D	90D	90D	
19	Amobi Okugo	90D	90D	90D	90D	90D	90D	90D	90D	90D	90D	90D	90D	90D	90D	90D	90D	90D	90D	90D	90D	90D	90D	90D	90D	90D	90D	90D	90D	90D	90D	90D	90D	90D	90D	90D	
20	Ben Polk	90D	90D	90D	90D	90D	90D	90D	90D	90D	90D	90D	90D	90D	90D	90D	90D	90D	90D	90D	90D	90D	90D	90D	90D	90D	90D	90D	90D	90D	90D	90D	90D	90D	90D	90D	
21	Taylor Peay	90M	90M	90M	90M	90M	90M	90M	90M	90M	90M	90M	90M	90M	90M	90M	90M	90M	90M	90M	90M	90M	90M	90M	90M	90M	90M	90M	90M	90M	90M	90M	90M	90M	90M	90M	90M
22	Diego Chara	1	32	1	25	63M	11	56F	77F	59F																											
23	Darren Mattocks	90D	90D	90D	90D	90D	90D	90D	90D	90D	90D	90D	90D	90D	90D	90D	90D	90D	90D	90D	90D	90D	90D	90D	90D	90D	90D	90D	90D	90D	90D	90D	90D	90D	90D	90D	
24	Jack Barmby	90D	90D	90D	90D	90D	90D	90D	90D	90D	90D	90D	90D	90D	90D	90D	90D	90D	90D	90D	90D	90D	90D	90D	90D	90D	90D	90D	90D	90D	90D	90D	90D	90D	90D	90D	
25	Liam Ridgewell	90D	90D	90D	90D	90D	90D	90D	90D	90D	90D	90D	90D	90D	90D	90D	90D	90D	90D	90D	90D	90D	90D	90D	90D	90D	90D	90D	90D	90D	90D	90D	90D	90D	90D	90D	
26	Neco Brett	90F	90F	61F	81F	90M	90M	90M	90M	90M	90M	90M	90M	90M	90M	90M	90M	90M	90M	90M	90M	90M	90M	90M	90M	90M	90M	90M	90M	90M	90M	90M	90M	90M	90M	90M	
27	Lucas Melano	90M	90M	90M	90M	90M	90M	90M	90M	90M	90M	90M	90M	90M	90M	90M	90M	90M	90M	90M	90M	90M	90M	90M	90M	90M	90M	90M	90M	90M	90M	90M	90M	90M	90M	90M	
28	Steven Taylor	90D	90D	90D	90D	90D	90D	90D	90D	90D	90D	90D	90D	90D	90D	90D	90D	90D	90D	90D	90D	90D	90D	90D	90D	90D	90D	90D	90D	90D	90D	90D	90D	90D	90D	90D	
31	Andy Thoma	90M	90M	90M	90M	90M	90M	90M	90M	90M	90M	90M	90M	90M	90M	90M	90M	90M	90M	90M	90M	90M	90M	90M	90M	90M	90M	90M	90M	90M	90M	90M	90M	90M	90M	90M	
33	Michael Seaton	90M	90M	90M	90M	90M	90M	90M	90M	90M	90M	90M	90M	90M	90M	90M	90M	90M	90M	90M	90M	90M	90M	90M	90M	90M	90M	90M	90M	90M	90M	90M	90M	90M	90M	90M	
35	Wade Hamilton	90M	90M	90M	90M	90M	90M	90M	90M	90M	90M	90M	90M	90M	90M	90M	90M	90M	90M	90M	90M	90M	90M	90M	90M	90M	90M	90M	90M	90M	90M	90M	90M	90M	90M	90M	90M
43	Anthony Manning	90M	90M	90M	90M	90M	90M	90M	90M	90M	90M	90M	90M	90M	90M	90M	90M	90M	90M	90M	90M	90M	90M	90M	90M	90M	90M	90M	90M	90M	90M	90M	90M	90M	90M	90M	90M
43	Kendall McIntosh	90M	90M	90M	90M	90M	90M	90M	90M	90M	90M	90M	90M	90M	90M	90M	90M	90M	90M	90M	90M	90M	90M	90M	90M	90M	90M	90M	90M	90M	90M	90M	90M	90M	90M	90M	90M
90	Jake Gleeson	90M	90M	90M	90M	90M	90M	90M	90M	90M	90M	90M	90M	90M	90M	90M	90M	90M	90M	90M	90M	90M	90M	90M	90M	90M	90M	90M	90M	90M	90M	90M	90M	90M	90M	90M	90M
99	Jack McInerney	26	29	32	45	90F	62F	1	19	3	84F	19	15	79F	73F	78F	15																				

"00" = 100 minutes played  
 F/M/D/G = starting position



# NON-PLAYOFF TEAMS

## PORTLAND TIMBERS – GAME-BY-GAME LOG

Game #1	03/06/2016	POR 2 vs CLB 1	W	Valeri 1 (unassisted) 23; Adi 1 (unassisted) 79
Game #2	03/13/2016	POR 1 at SJ 2	L	McInerney 1 (Borchers 1, Taylor 1) 89
Game #3	03/19/2016	POR 2 vs RSL 2	T	Adi 2 (unassisted) 79; Adi 3 (penalty kick) 84
Game #4	04/03/2016	POR 1 at ORL 4	L	McInerney 2 (Valeri 1) 89
Game #5	04/10/2016	POR 1 at LA 1	T	Adi 4 (Valeri 2) 52
Game #6	04/13/2016	POR 1 vs DAL 3	L	Mattocks 1 (unassisted) 67
Game #7	04/16/2016	POR 3 vs SJ 1	W	McInerney 3 (unassisted) 52; Adi 5 (unassisted) 65; Adi 6 (Melano 1) 99+
Game #8	04/27/2016	POR 1 at NE 1	T	Baraby 1 (Nagbe 1, Adi 1) 64
Game #9	05/01/2016	POR 2 vs TOR 1	W	Adi 7 (Valeri 3, Mattocks 1) 17; Valeri 2 (unassisted) 74
Game #10	05/07/2016	POR 1 at VAN 2	L	Borchers 1 (Nagbe 2, Adi 2) 34
Game #11	05/11/2016	POR 1 at DAL 2	L	Valeri 3 (Melano 2) 3
Game #12	05/15/2016	POR 1 vs NYC 2	L	Adi 8 (Nagbe 3) 55
Game #13	05/22/2016	POR 4 vs VAN 2	W	Valeri 4 (penalty kick) 4; McInerney 4 (Melano 3, Zemanski 1) 29; Asprilla 1 (penalty kick) 78; Nagbe 1 (unassisted) 82
Game #14	05/28/2016	POR 1 at CHI 1	T	Valeri 5 (unassisted) 18
Game #15	06/01/2016	POR 1 vs SJ 0	W	Ridgewell 1 (Valeri 4) 11
Game #16	06/18/2016	POR 2 at RSL 2	T	Valeri 9 (Taylor 2) 29; Melano 1 (unassisted) 44
Game #17	06/26/2016	POR 3 vs HOU 2	W	Melano 2 (Valeri 5) 64; Valeri 6 (penalty kick) 82; Valeri 7 (penalty kick) 91+
Game #18	07/04/2016	POR 0 at COL 0	T	
Game #19	07/10/2016	POR 0 at NYR 0	T	
Game #20	07/13/2016	POR 1 vs MTL 1	T	McInerney 5 (Jewsbury 1) 14
Game #21	07/17/2016	POR 3 vs SEA 1	W	Valeri 8 (Melano 4) 44; Valeri 9 (Taylor 3) 50; Adi 10 (Melano 5) 64
Game #22	07/23/2016	POR 1 vs LA 2	L	Valentin 1 (Nagbe 4) 41
Game #23	07/31/2016	POR 0 at KC 1	L	
Game #24	08/07/2016	POR 3 vs KC 0	W	Valeri 10 (unassisted) 65; Jewsbury 1 (Nagbe 5) 87; Adi 11 (unassisted) 92+
Game #25	08/13/2016	POR 0 at DC 2	L	
Game #26	08/21/2016	POR 1 at SEA 3	L	Adi 12 (Powell 1) 93+
Game #27	08/28/2016	POR 4 vs SEA 2	W	Andriuskevicius 1 (Jewsbury 2) 16; Adi 13 (unassisted) 21; Melano 3 (Chara 1, Valeri 6) 29; S. Taylor 1 (Valeri 7) 44
Game #28	09/03/2016	POR 1 at DAL 3	L	Valeri 11 (Valentin 1) 87
Game #29	09/10/2016	POR 1 vs RSL 0	W	Adi 14 (unassisted) 12
Game #30	09/17/2016	POR 2 vs PHI 1	W	Valeri 12 (Mattocks 2) 46; Adi 15 (Mattocks 3) 53
Game #31	09/24/2016	POR 1 at HOU 3	L	Valeri 13 (unassisted) 51
Game #32	10/01/2016	POR 0 at COL 1	L	
Game #33	10/16/2016	POR 1 vs COL 0	W	Adi 16 (penalty kick) 35
Game #34	10/23/2016	POR 1 at VAN 4	L	Valeri 14 (penalty kick) 72



# NON-PLAYOFF TEAMS

## PORTLAND TIMBERS – CUP COMPETITIONS – GAME-BY-GAME

#	Player	U.S. OPEN CUP		2016/17 CONCACAF CHAMPIONS LEAGUE			
		4R	5R	GrpB	GrpB	GrpB	GrpB
		SJ	LA	DRAG	SAPR	DRAG	SAPR
		2-0	0-1	2-1	2-4	2-1	1-1
2	Alvas Powell			90D		90D	90D
4	Jermaine Taylor		90D	90D	90D		90D
5	Vytas Andriuskevicius			90D		90M	90M
6	Darlington Nagbe		90M	24		90M	
7	Nat Borchers		90D				
8	Diego Valeri	71M	26	90M	77M	89M	
9	Fanendo Adi	24	24	90F	70F	30	
10	Ned Grabavoy	29	64M	66M	90M	76M	61M
11	Dairon Asprilla		90M				
12	Adam Larsen Kwarasey						
13	Jack Jewsbury	90M	90M	90M			
14	Ben Zemanski	90M			90M	60M	
15	Chris Klute						
16	Zarek Valentin	90D	90D	90D		90D	
17	Nick Besler		90D			1	
18	Amobi Okugo		90D	90D			
19	Ben Polk						
20	Taylor Peay	90D	90D				
21	Diego Chara			90M	90M	90M	90M
22	Darren Mattocks	19	90F	29	29	29	29
23	Jack Barmy	61M	73M	13	13	14	90M
24	Liam Ridgeway	90D				90D	90D
25	Neco Brett	4					
26	Lucas Melano		17	17	61M		90F
27	Steven Taylor			90D	90D	90D	90D
28	Andy Thoma						
31	Michael Seaton		90G				
33	Wade Hamilton						
35	Anthony Manning						
90	Jake Gleeson	90G		90G	90G	90G	90G
99	Jack McInerney	86F	66F	73F	20	90F	90F
U.S. OPEN CUP		POR 2 vs SJ 0 W		Asprilla (McInerney) 34; McInerney (unassisted) 40			
4R	06/14/2016	POR 0 vs LA 1 L					
5R	06/29/2016						
2016/17 CONCACAF CHAMPIONS LEAGUE		POR 2 vs DRAGON 1 W		McInerney (Valeri) 21; Valeri (unassisted) 90			
GrpB	08/02/2016	POR 2 at SAPRSA 4 L		Valeri (Adi) 5; Adi (Valentin) 68			
GrpB	09/14/2016	POR 2 at DRAGON 1 W		Adi (unassisted) 79; Nagbe (unassisted) 90			
GrpB	09/27/2016	POR 1 vs SAPRSA 1 T		McInerney (Baraby) 57			



## NON-PLAYOFF TEAMS

### SAN JOSE EARTHQUAKES PLAYOFF HISTORY

vs. Team	No. of Series		GP	W-L-T	OT	ShO	GF	GA	Last		Series Result
	Series	W-L							Mtg.	Round	
Chicago	1	1-0	1	1-0-0	0-0-0	0-0	4	2	2003	MLS Cup '03	Won MLS Cup '03
Colorado	1	0-1	1	0-1-0	0-0-0	0-0	0	1	2010	Semifinals	Lost 1 games to 0
Columbus	2	1-1	4	2-2-0	0-0-0	0-0	8	5	2002	Quarterfinals	Lost 6 pts. to 0
Kansas City	2	1-1	3	2-1-0	1-0-0	0-0	5	5	2004	Quarterfinals	Lost Series Tie-Breaker
Los Angeles	5	2-3	10	4-5-1	1-0-0	0-0	12	16	2012	Quarterfinals	Lost Series Tie-Breaker
Miami	1	1-0	3	2-1-0	1-0-0	0-0	5	1	2001	Semifinals	Won 6 pts. to 3
New York	1	1-0	2	1-1-0	0-0-0	0-0	3	2	2010	Quarterfinals	Won Series Tie-Breaker
<b>TOTALS</b>	<b>13</b>	<b>7-6</b>	<b>24</b>	<b>12-11-1</b>	<b>3-0-0</b>	<b>0-0</b>	<b>37</b>	<b>32</b>			

### SAN JOSE EARTHQUAKES – ALL-TIME POSTSEASON RESULTS

DATE	OPPONENT	RESULT	ATT.	W-L-T	RD.	NOTES:
09/26/1996	Los Angeles	W 1-0	17,209	1-0-0	QTR	Ianni (36)
09/29/1996	at Los Angeles	L 0-2	27,833	1-1-0	QTR	
10/02/1996	at Los Angeles	L 0-2	30,231	1-2-0	QTR	
09/22/2001	at Columbus	W 3-1	20,883	1-0-0	QTR	Donovan (5,46); Lagos (31)
09/26/2001	Columbus	W 3-0	10,419	2-0-0	QTR	Lagos (9); Cerritos (68); Donovan (76)
10/10/2001	at Miami	L 0-1	9,236	2-1-0	SEM	
10/14/2001	Miami	W 4-0	16,119	3-1-0	SEM	Donovan (16); Russell (57); Lagos (69); De Rosario (89)
10/17/2001	at Miami	W 1-0 (OT)	11,242	4-1-0	SEM	Dayak (93)
10/21/2001	at Los Angeles	W 2-1 (OT)	21,626	5-1-0	FIN	Donovan (43); De Rosario (96)
09/25/2002	Columbus	L 1-2	8,069	0-1-0	QTR	Donovan (54)
09/28/2002	at Columbus	L 1-2	13,004	0-2-0	QTR	Graziani (58)
11/01/2003	at Los Angeles	L 0-2	20,201	0-1-0	QTR	
11/09/2003	Los Angeles	W 5-2 (ST)	14,145	1-1-0	QTR	Agoos (21); Donovan (35); Walker (50); Roner (90); Faria (96)
11/15/2003	Kansas City	W 3-2 (OT)	16,108	2-1-0	SEM	Lagos (61); Mullan (83); Donovan (117)
11/23/2003	at Chicago	W 4-2	27,000	3-1-0	FIN	Ekelund (5); Donovan (38,71); Mulrooney (50)
10/24/2004	Kansas City	W 2-0	8,659	1-0-0	QTR	De Rosario (40); Waibel (52)
10/30/2004	at Kansas City	L 0-3	10,222	1-1-0	QTR	
10/23/2005	at Los Angeles	L 1-3	17,466	1-0-0	QTR	Clark (68)
10/29/2005	Los Angeles	T 1-1	17,824	1-0-1	QTR	Ching (42)
10/30/2010	New York	L 0-1	10,525	0-1-0	QTR	NY: Lindpere (56)
11/04/2010	at New York	W 3-1	22,839	1-1-0	QTR	SJ: Convey (6,76) Wondolowski (81); NY: Angel (78)
11/13/2010	at Colorado	L 0-1	17,779	1-2-0	SEM	COL: Kimura (42)
DATE	OPPONENT	RESULT	ATT.	W-L-T	RD.	NOTES:
11/04/2012	at Los Angeles	W 1-0	27,000	1-0-0	QTR	SJ: Bernardez (94+)
11/07/2012	Los Angeles	L 1-3	10,744	1-1-0	QTR	SJ: Gordon (82); LA: Keane (21,34) Magee (39)





## NON-PLAYOFF TEAMS

### 2016 SAN JOSE EARTHQUAKES STATISTICS (8-12-14, 38 pts.)

UNF	POS	PLAYER	GP	GS	MIN	G	A	SHT	SOG	FC	FS	OFF	CK	C	E
8	F	Chris Wondolowski	30	30	2697	12	3	78	31	21	18	21	0	0	0
49	M	Simon Dawkins	29	28	2402	5	2	63	18	29	31	3	46	3	1
91	M	Alberto Quintero	30	29	2230	3	4	28	9	25	81	2	17	4	1
25	F	Quincy Amarikwa	23	22	1699	3	3	50	12	55	52	16	0	0	0
27	M	Fatai Alashe	28	27	2335	3	1	19	9	41	23	2	0	8	0
19	F	Chad Barrett	20	3	531	2	1	17	7	4	4	8	3	1	0
6	M	Shea Salinas	33	8	1223	1	5	19	9	12	8	5	43	0	0
30	M	Anibal Godoy	23	23	1941	1	2	28	9	45	57	0	28	7	2
5	D	Victor Bernardez	33	33	2835	1	1	13	2	40	24	2	0	5	0
14	F	*Adam Jahn	10	0	95	1	0	3	1	3	3	1	0	0	0
7	F	Cordell Cato	21	15	1391	0	2	9	3	9	18	1	0	0	0
17	M	Darwin Ceren (TOT)	28	23	2113	0	2	30	3	41	29	1	1	4	1
17	M	Darwin Ceren (SJ)	12	9	891	0	0	16	2	17	17	0	0	3	0
18	D	Kip Colvey	4	3	315	0	1	0	0	1	3	0	0	0	0
10	M	*Matias Perez Garcia	14	9	752	0	1	12	2	6	28	0	32	2	0
10	F	Henok Goitom	8	3	416	0	1	14	2	6	6	2	0	1	0
3	D	Jordan Stewart	15	14	1221	0	1	8	2	15	31	0	0	4	0
4	D	Marvell Wynne	32	31	2769	0	1	0	0	22	16	1	0	3	0
1	G	David Bingham	34	34	3015	0	0	0	0	0	1	0	0	2	0
11	F	Innocent Emeghara	6	1	115	0	0	5	1	1	3	0	0	0	0
20	D	Shaun Francis	18	17	1524	0	0	6	2	25	8	2	0	4	0
21	D	Clarence Goodson	2	2	180	0	0	1	0	3	1	0	0	0	0
32	D	Andres Imperiale	11	10	869	0	0	4	1	9	5	1	0	2	0
2	D	Kofi Sarkodie	13	12	1043	0	0	2	1	11	10	1	0	0	0
38	D	Matheus Silva	4	2	139	0	0	1	0	3	3	0	0	1	0
28	G	Andrew Tarbell	1	0	45	0	0	0	0	0	0	0	0	0	0
22	M	Tommy Thompson	17	9	825	0	0	12	5	10	14	1	0	2	0
24	F	Steven Lenhart	0	0	0	0	0	0	0	0	0	0	0	0	0
35	G	Bryan Meredith	0	0	0	0	0	0	0	0	0	0	0	0	0
99	M	Sanna Nyassi	0	0	0	0	0	0	0	0	0	0	0	0	0
33	M	Marc Pelosi	0	0	0	0	0	0	0	0	0	0	0	0	0
12	F	Mark Sherrod	0	0	0	0	0	0	0	0	0	0	0	0	0
		Team totals	34	34	3060	32	29	408	128	413	482	69	169	52	4
		Opponent totals	34	34	3060	40	34	410	148	482	413	52	163	57	4

GAME-WINNING GOALS: Chris Wondolowski 2, Simon Dawkins 2, Fatai Alashe 2, Anibal Godoy 1

Quincy Amarikwa 1

GAME-WINNING ASSISTS: Alberto Quintero 3, Shea Salinas 1, Matias Perez Garcia 1, Cordell Cato 1

Quincy Amarikwa 1

PENALTY KICK GOALS/ATTEMPTS: Chris Wondolowski 3-5

#### SAN JOSE EARTHQUAKES INDIVIDUAL GOALKEEPING

UNF	POS	GOALKEEPER	GP	GS	MIN	SHTS	SV	GA	GAA	PG	PA	W	L	T	SO
1	G	David Bingham	34	34	3015	146	106	39	1.16	4	4	8	12	14	8
28	G	Andrew Tarbell	1	0	45	2	1	1	2.00	1	1	0	0	0	0
		Team totals	34	34	3060	148	107	40	1.18	5	5	8	12	14	8
		Opponent totals	34	34	3060	128	95	32	0.94	3	5	12	8	14	11

\* = Played with other teams in 2016. Only San Jose Earthquakes statistics listed here.



## NON-PLAYOFF TEAMS

### SAN JOSE EARTHQUAKES 2015 SCHEDULE

DAY	DATE	OPPONENT	RESULT	ATT.	W-L-T	POS.	PTS	NOTES:
Sun.	Mar. 6	Colorado	W 1-0	18,000	1-0-0	T1	3	SJ: Wondolowski (46)
Sun.	Mar. 13	Portland	W 2-1	18,000	2-0-0	T1	6	SJ: Wondolowski (30) Amarikwa (46+); POR: McInerney (89)
Sat.	Mar. 19	at Los Angeles	L 1-3	25,667	2-1-0	T1	6	SJ: Wondolowski (89); LA: Zardes (56,62) Keane (91+)
Sat.	Apr. 2	D.C. United	T 1-1	18,000	2-1-1	T4	7	SJ: Jahn (88); DC: Nyarko (34)
Sat.	Apr. 9	at FC Dallas	T 2-2	13,386	2-1-2	4	8	SJ: Quintero (4) Wondolowski (55); DAL: Akindele (36) own goal (62)
Wed.	Apr. 13	New York Red Bull	W 2-0	18,000	3-1-2	T3	11	SJ: Alashe (40) Wondolowski (55)
Sat.	Apr. 16	at Portland	L 1-3	21,144	3-2-2	T5	11	SJ: Wondolowski (91+); POR: McInerney (52) Adi (65,99+)
Sun.	Apr. 24	Sporting KC	W 1-0	18,000	4-2-2	T3	14	SJ: Wondolowski (59)
Sat.	Apr. 30	at Philadelphia	T 1-1	16,079	4-2-3	4	15	SJ: Dawkins (83); PHI: Pontius (30)
Sat.	May 7	at Seattle	L 0-2	39,570	4-3-3	T4	15	SEA: Dempsey (26) Morris (89)
Wed.	May 11	Houston	W 3-1	18,000	5-3-3	4	18	SJ: Quintero (3,70) Godoy (50); HOU: Clark (43)
Sun.	May 22	at Los Angeles	T 1-1	27,167	5-3-4	6	19	SJ: Alashe (87); LA: own goal (83)
Sat.	May 28	FC Dallas	T 0-0	18,000	5-3-5	T4	20	
Wed.	June 1	at Portland	L 0-1	21,144	5-4-5	T4	20	POR: Ridgewell (11)
Sat.	June 18	at Orlando City S	T 2-2	37,194	5-4-6	T4	21	SJ: Barrett (85) Salinas (94+); ORL: Hines (66) Baptista (91+)
Sat.	June 25	Los Angeles	T 1-1	50,816	5-4-7	T6	22	SJ: Barrett (90); LA: dos Santos (69)
Fri.	July 1	at Chicago	L 0-1	16,487	5-5-7	T7	22	CHI: Goossens (58)
Fri.	July 8	FC Dallas	L 0-1	18,000	5-6-7	8	22	DAL: Urruti (51)
Sat.	July 16	Toronto FC	W 2-1	18,000	6-6-7	8	25	SJ: Amarikwa (30) Dawkins (70); TOR: Morrow (44)
Fri.	July 22	at Real Salt Lake	T 1-1	19,842	6-6-8	8	26	SJ: Wondolowski (9); RSL: Mulholland (64)
Sun.	July 31	at Houston	T 1-1	15,045	6-6-9	8	27	SJ: Wondolowski (59); HOU: Alex (47+)
Fri.	Aug. 5	New York City FC	T 0-0	18,000	6-6-10	8	28	
Fri.	Aug. 12	at Vancouver	W 2-1	22,120	7-6-10	7	31	SJ: Amarikwa (14) Dawkins (60); VAN: Mezquida (94+)
Fri.	Aug. 19	Houston	L 1-2	18,000	7-7-10	7	31	SJ: Bernardez (54); HOU: Clark (6) Horst (50)
Wed.	Aug. 24	New England	T 0-0	18,000	7-7-11	T6	32	
Sat.	Aug. 27	at Columbus	L 0-2	20,031	7-8-11	T6	32	CLB: Finlay (32) Meram (84)
Sat.	Sept. 10	Seattle	T 1-1	18,000	7-8-12	8	33	SJ: Wondolowski (20); SEA: Lodeiro (80)
Sat.	Sept. 17	at Colorado	T 0-0	17,645	7-8-13	T8	34	
Sat.	Sept. 24	Sporting KC	L 1-2	18,000	7-9-13	9	34	SJ: Dawkins (42); KC: Dwyer (7) Ellis (81)
Wed.	Sept. 28	at Montreal	L 1-3	16,318	7-10-1	9	34	SJ: Wondolowski (62); MTL: Oduro (22) Piatti (32) Venegas (92+)
Sat.	Oct. 1	Real Salt Lake	W 2-1	18,000	8-10-1	8	37	SJ: Dawkins (34) Alashe (72); RSL: Glad (40)
Thu.	Oct. 13	at Colorado	L 1-2	13,516	8-11-1	8	37	SJ: Wondolowski (57); COL: K. Doyle (38,73)
Sun.	Oct. 16	Vancouver	T 0-0	18,000	8-11-1	8	38	
Sun.	Oct. 23	at Sporting KC	L 0-2	20,371	8-12-1	9	38	KC: Feilhaber (27) Zusi (88)



# NON-PLAYOFF TEAMS

## SAN JOSE EARTHQUAKES – GAME-BY-GAME

#	Player	1	2	3	4	5	6	7	8	9	10	11	12	13	14	15	16	17	18	19	20	21	22	23	24	25	26	27	28	29	30	31	32	33	34	
1	David Bingham	COL	POR	LA	DC	DAL	NYR	POR	KC	PHI	SEA	HOU	LA	DAL	POR	ORL	LA	CHI	DAL	TOR	RSL	HOU	NYC	VAN	HOU	NE	CLB	SEA	COL	KC	MTL	RSL	COL	VAN	KC	
2	Kofi Sarkodie	1-0	2-1	1-3	1-1	2-2	2-0	1-3	1-0	1-1	0-2	3-1	1-1	0-0	0-1	2-2	1-1	0-1	0-1	2-1	1-1	1-1	0-0	2-1	1-2	0-0	0-2	1-1	0-0	1-2	1-3	2-1	1-2	0-0	0-2	
3	Jordan Stewart	90G	90G	90G	90G	90G	90G	90G	90G	90G	90G	90G	90G	90G	90G	90G	90G	90G	90G	90G	90G	90G	90G	90G	90G	90G	90G	90G	90G	90G	90G	90G	90G	90G	90G	90G
4	Marvell Wynne	90D	90D	90D	90D	90D	90D	90D	90D	90D	90D	90D	90D	90D	90D	90D	90D	90D	90D	90D	90D	90D	90D	90D	90D	90D	90D	90D	90D	90D	90D	90D	90D	90D	90D	90D
5	Victor Bernardez	89M	3	24	19	13	90M	19	13	35	90M	26	31	90M	90M	28	29	26	61M	32	27	17	45	3	69M	14	14	15	32	12	90M	28	20	29		
6	Shea Salinas	90F	90F	90F	90F	90F	90F	90F	90F	90F	90F	90F	90F	90F	90F	90F	90F	90F	90F	90F	90F	90F	90F	90F	90F	90F	90F	90F	90F	90F	90F	90F	90F	90F	90F	
7	Cordell Cato	19	75M	70M	8	14	25	64M	59M	84M	90M	90M	61M	64M	29																					
8	Chris Wondolowski	13	15	1	19	55F																														
9	Matias Perez Garcia																																			
10	Henok Goitom																																			
11	Innocent Emeghara																																			
12	Mark Sherrod																																			
13	Adam Jahn																																			
14	Darwin Ceren																																			
15	Kip Colvey	45	90D	90D																																
16	Chad Barrett	45D																																		
17	Shaun Francis	90D	90D	90D	90D	90D	90D	90D	90D	90D	90D	90D	90D	90D	90D	90D	90D	90D	90D	90D	90D	90D	90D	90D	90D	90D	90D	90D	90D	90D	90D	90D	90D	90D	90D	90D
18	Clarence Goodson	14	19																																	
19	Tommy Thompson	90F	90F	77F	90F	87F	86F	71F	71F																											
20	Steven Lenhart	71M	71M	90M	90M	90M	82M	90M	85M																											
21	Quincy Amarikwa	90M	90M	90M	90M	90M	90M	90M	90M	90M	90M	90M	90M	90M	90M	90M	90M	90M	90M	90M	90M	90M	90M	90M	90M	90M	90M	90M	90M	90M	90M	90M	90M	90M	90M	90M
22	Fatai Alashe	90M	90M	90M	90M	90M	90M	90M	90M	90M	90M	90M	90M	90M	90M	90M	90M	90M	90M	90M	90M	90M	90M	90M	90M	90M	90M	90M	90M	90M	90M	90M	90M	90M	90M	90M
23	Andrew Tarbell	90D	82D	90D	90D	90D	90D	90D	90D																											
24	Anibal Godoy																																			
25	Andres Imperiale																																			
26	Marc Pelosi																																			
27	Bryan Meredith																																			
28	Mathews Silva	1	3																																	
29	Simon Dawkins	90M	87M	44M																																
30	Alberto Quintero	76M	87M	66M	71M	77M	20	71M	89M	76M	65M	80M	77M																							
31	Sanna Nyassi																																			

Played for other teams: Darwin Ceren played 1222 minutes for ORL

"00" = 100 minutes played  
F/M/D/G = starting position



# NON-PLAYOFF TEAMS

## SAN JOSE EARTHQUAKES – GAME-BY-GAME LOG

Game #1	03/06/2016	SJ 1 vs COL 0	W	Wondolowski 1 (Quintero 1, AmariKwa 1) 46
Game #2	03/13/2016	SJ 2 vs POR 1	L	Wondolowski 2 (Godoy 1, Colvey 1) 30; AmariKwa 1 (unassisted) 46+
Game #3	03/19/2016	SJ 1 at LA 3	W	Wondolowski 3 (Wynne 1) 89
Game #4	04/02/2016	SJ 1 vs DC 1	T	Jahn 1 (Salinas 1) 88
Game #5	04/09/2016	SJ 2 at DAL 2	T	Quintero 1 (AmariKwa 2, Dawkins 1) 4; Wondolowski 4 (AmariKwa 3) 55
Game #6	04/13/2016	SJ 2 vs NYR 0	W	Alashe 1 (Perez Garcia 1) 40; Wondolowski 5 (Salinas 2) 55
Game #7	04/16/2016	SJ 1 at POR 3	L	Wondolowski 6 (penalty kick) 91+
Game #8	04/24/2016	SJ 1 vs KC 0	W	Wondolowski 7 (penalty kick) 59
Game #9	04/30/2016	SJ 1 at PHI 1	T	Dawkins 1 (unassisted) 83
Game #10	05/07/2016	SJ 0 at SEA 2	L	
Game #11	05/11/2016	SJ 3 vs HOU 1	W	Quintero 2 (Wondolowski 1, Dawkins 2) 3; Godoy 1 (Quintero 2) 50; Quintero 3 (Wondolowski 2) 70
Game #12	05/22/2016	SJ 1 at LA 1	T	Alashe 2 (Barrett 1) 87
Game #13	05/28/2016	SJ 0 vs DAL 0	T	
Game #14	06/01/2016	SJ 0 at POR 1	L	
Game #15	06/18/2016	SJ 2 at ORL 2	T	Barrett 1 (Salinas 3) 85; Salinas 1 (unassisted) 94+
Game #16	06/25/2016	SJ 1 vs LA 1	T	Barrett 2 (Salinas 4) 90
Game #17	07/01/2016	SJ 0 at CHI 1	L	
Game #18	07/08/2016	SJ 0 vs DAL 1	L	
Game #19	07/16/2016	SJ 2 vs TOR 1	W	AmariKwa 2 (Alashe 1) 30; Dawkins 2 (Cato 1) 70
Game #20	07/22/2016	SJ 1 at RSL 1	T	Wondolowski 8 (unassisted) 9
Game #21	07/31/2016	SJ 1 at HOU 1	T	Wondolowski 9 (Cato 2) 59
Game #22	08/05/2016	SJ 0 vs NYC 0	T	
Game #23	08/12/2016	SJ 2 at VAN 1	W	AmariKwa 3 (Godoy 2) 14; Dawkins 3 (Quintero 3) 60
Game #24	08/19/2016	SJ 1 vs HOU 2	L	Bernardez 1 (Quintero 4) 54
Game #25	08/24/2016	SJ 0 vs NE 0	T	
Game #26	08/27/2016	SJ 0 at CLB 2	L	
Game #27	09/10/2016	SJ 1 vs SEA 1	T	Wondolowski 10 (Stewart 1) 20
Game #28	09/17/2016	SJ 0 at COL 0	T	
Game #29	09/24/2016	SJ 1 vs KC 2	L	Dawkins 4 (Goitom 1, Bernardez 1) 42
Game #30	09/28/2016	SJ 1 at MTL 3	L	Wondolowski 11 (unassisted) 62
Game #31	10/01/2016	SJ 2 vs RSL 1	W	Dawkins 5 (Wondolowski 3) 34; Alashe 3 (Salinas 5) 72
Game #32	10/13/2016	SJ 1 at COL 2	L	
Game #33	10/16/2016	SJ 0 vs VAN 0	T	Wondolowski 12 (penalty kick) 57
Game #34	10/23/2016	SJ 0 at KC 2	L	



NON-PLAYOFF TEAMS

SAN JOSE EARTHQUAKES – CUP COMPETITIONS – GAME-BY-GAME

U.S. OPEN CUP

# Player  
4R POR  
0-2

- 1 David Bingham 90D
- 2 Kofi Sarkodie 12
- 3 Jordan Stewart 30
- 4 Marvell Wynne 60D
- 5 Victor Bernardez 90M
- 6 Shea Salinas 90D
- 7 Cordell Cato 22
- 8 Chris Wondolowski 68M
- 10 Matias Perez Garcia 90F
- 11 Innocent Emeghara 78F
- 12 Mark Sherrod 90M
- 14 Adam Jahn 90M
- 17 Sanna Nyassi
- 18 Kip Colvey
- 19 Chad Barrett
- 20 Shaun Francis
- 21 Clarence Goodson
- 22 Tommy Thompson
- 24 Steven Lenhart
- 25 Quincy Amarikwa
- 27 Fatai Alashe
- 28 Andrew Tarbell
- 30 Anibal Godoy
- 32 Andres Imperiale
- 33 Marc Pelosi 90G
- 35 Bryan Meredith 90D
- 38 Matheus Silva
- 49 Simon Dawkins
- 91 Alberto Quintero

U.S. OPEN CUP 06/14/2016 SJ 0 at POR 2 L



## NON-PLAYOFF TEAMS

### VANCOUVER WHITECAPS FC PLAYOFF HISTORY

vs. Team	No. of Series		GP	W-L-T	OT	ShO	GF	GA	Last		Series Result
	Series	W-L							Mtg.	Round	
FC Dallas	1	0-1	1	0-1-0	0-0-0	0-0	1	2	2014	Wild Card	Lost 1 games to 0
Los Angeles	1	0-1	1	0-1-0	0-0-0	0-0	1	2	2012	Wild Card	Lost 1 games to 0
Portland	1	0-1	2	0-1-1	0-0-0	0-0	0	2	2015	Quarterfinals	Lost 1 games to 0
<b>TOTALS</b>	<b>3</b>	<b>0-3</b>	<b>4</b>	<b>0-3-1</b>	<b>0-0-0</b>	<b>0-0</b>	<b>2</b>	<b>6</b>			

### VANCOUVER WHITECAPS FC - ALL-TIME POSTSEASON RESULTS

DATE	OPPONENT	RESULT	ATT.	W-L-T	RD.	NOTES:
11/01/2012	at Los Angeles	L 1-2	14,703	0-1-0	WC	VAN: Mattocks (3); LA: Magee (69) Donovan (73)
10/29/2014	at FC Dallas	L 1-2	10,279	0-1-0	WC	VAN: Hurtado (64); DAL: Akindele (40) Michel (84)
11/01/2015	at Portland	T 0-0	21,144	0-0-1	QTR	
11/08/2015	Portland	L 0-2	27,837	0-1-1	QTR	POR: Adi (31) Chara (94+)



## NON-PLAYOFF TEAMS

### 2016 VANCOUVER WHITECAPS FC STATISTICS (10-15-9, 39 pts.)

UNF	POS	PLAYER	GP	GS	MIN	G	A	SHT	SOG	FC	FS	OFF	CK	C	E
77	M	Pedro Morales	27	26	2073	9	6	50	25	15	29	1	14	4	2
28	M	Giles Barnes (TOT)	24	21	1807	6	3	51	19	27	33	7	4	1	0
28	M	Giles Barnes (VAN)	10	8	706	2	1	17	7	11	12	3	0	1	0
7	M	Christian Bolanos	27	23	2116	5	8	34	13	24	32	5	79	2	0
23	M	Kekuta Manneh	17	13	1139	5	2	36	20	9	10	6	1	1	0
	F	Fabian Espindola (TOT)	15	10	926	4	1	38	15	9	18	5	12	2	0
11	M	Nicolas Mezquida	28	17	1395	4	1	50	19	19	35	3	5	1	0
4	D	Kendall Waston	26	26	2266	3	1	21	10	43	16	0	0	8	3
19	F	Erik Hurtado	24	12	1230	2	2	34	8	30	24	10	0	2	0
13	M	Cristian Techera	29	19	1584	2	2	43	17	13	29	3	58	3	0
9	F	Masato Kudo	17	12	894	2	1	25	14	12	8	11	0	0	0
27	F	Blas Perez	22	5	754	2	1	15	5	26	22	2	0	5	0
2	D	Jordan Harvey	28	28	2520	2	0	10	2	26	24	0	0	2	0
17	M	Andrew Jacobson (TOT)	26	18	1751	2	0	16	7	27	10	2	0	4	0
17	M	Andrew Jacobson (VAN)	26	18	1751	2	0	16	7	27	10	2	0	4	0
29	F	Octavio Rivero	12	9	757	2	0	23	15	25	17	7	0	4	0
3	D	Sam Adegugbe	2	1	111	0	0	0	0	2	2	0	0	0	0
8	D	Fraser Aird	18	16	1455	0	0	5	1	23	6	0	0	4	1
32	M	Marco Bustos	3	1	63	0	0	1	0	2	0	0	0	0	0
67	M	Alphonso Davies	8	2	299	0	0	7	2	10	10	1	0	0	0
33	D	Marcel de Jong	7	5	467	0	0	2	1	9	2	0	0	1	0
18	D	David Edgar	8	8	720	0	0	4	1	7	1	0	0	2	0
20	M	Deybi Flores	1	1	45	0	0	2	0	3	0	0	0	0	0
38	M	Kianz Froese	5	1	150	0	0	2	0	3	2	0	0	1	0
44	D	Pa-Modou Kah	5	4	395	0	0	3	1	8	1	0	0	3	0
15	M	Matias Laba	32	32	2729	0	0	10	4	71	20	0	0	5	1
46	D	Brett Levis	1	0	6	0	0	0	0	0	2	0	1	0	0
1	G	David Ousted	33	33	2970	0	0	0	0	0	4	0	0	0	0
26	D	Tim Parker	29	28	2551	0	0	12	3	22	17	0	0	1	0
14	D	Cole Seiler	2	2	180	0	0	0	0	5	0	0	0	0	0
6	D	Jordan Smith	17	15	1267	0	0	5	0	18	4	1	0	2	1
31	M	Russell Teibert	11	8	696	0	0	1	0	16	3	0	1	1	0
70	G	Paolo Tornaghi	1	1	90	0	0	0	0	0	0	0	0	0	0
24	G	Marco Carducci	0	0	0	0	0	0	0	0	0	0	0	0	0
22	D	Christian Dean	0	0	0	0	0	0	0	0	0	0	0	0	0
30	M	Ben McKendry	0	0	0	0	0	0	0	0	0	0	0	0	0
		Own-goals received				3									
		Team totals	34	34	3060	45	25	428	175	479	373	55	159	57	8
		Opponent totals	34	34	3060	52	52	513	172	373	479	57	193	49	5

GAME-WINNING GOALS: Pedro Morales 3, Christian Bolanos 2, Blas Perez 1, Andrew Jacobson 1  
Giles Barnes 1

GAME-WINNING ASSISTS: Kekuta Manneh 2, Masato Kudo 1, Erik Hurtado 1, Christian Bolanos 1

PENALTY KICK GOALS/ATTEMPTS: Pedro Morales 6-6, Cristian Techera 1-1, Christian Bolanos 0-1

#### VANCOUVER WHITECAPS FC INDIVIDUAL GOALKEEPING

UNF	POS	GOALKEEPER	GP	GS	MIN	SHTS	SV	GA	GAA	PG	PA	W	L	T	SO
70	G	Paolo Tornaghi	1	1	90	6	6	0	0.00	0	0	0	0	1	1
1	G	David Ousted	33	33	2970	166	110	52	1.58	6	8	10	15	8	6
		Team totals	34	34	3060	172	116	52	1.53	6	8	10	15	9	7
		Opponent totals	34	34	3060	175	131	45	1.32	7	8	15	10	9	12

\* = Played with other teams in 2016. Only Vancouver Whitecaps FC statistics listed here.



## NON-PLAYOFF TEAMS

### VANCOUVER WHITECAPS FC 2016 SCHEDULE

DAY	DATE	OPPONENT	RESULT	ATT.	W-L-T	POS.	PTS	NOTES:
Sun.	Mar. 6	Montreal	L 2-3	22,120	0-1-0	T8	0	VAN: Harvey (45) Waston (93+); MTL: Piatti (19,88) Oduro (42)
Sat.	Mar. 12	at Sporting KC	L 1-2	20,178	0-2-0	T9	0	VAN: Morales (70); KC: Dwyer (5,41)
Sat.	Mar. 19	at Seattle	W 2-1	40,012	1-2-0	T8	3	VAN: Morales (10,74); SEA: Ivanschitz (52)
Sat.	Mar. 26	Houston	W 1-0	22,120	2-2-0	T3	6	VAN: Morales (23)
Sat.	Apr. 2	Los Angeles	T 0-0	27,038	2-2-1	T4	7	
Sat.	Apr. 9	at D.C. United	L 0-4	14,088	2-3-1	T5	7	DC: Espindola (39,54) Saborio (88,91+)
Sat.	Apr. 16	at Real Salt Lake	L 0-1	19,720	2-4-1	T8	7	RSL: Martinez (55)
Sat.	Apr. 23	FC Dallas	W 3-0	22,120	3-4-1	7	10	VAN: own goal (35) Harvey (63) Manneh (77)
Wed.	Apr. 27	Sporting KC	T 1-1	18,836	3-4-2	7	11	VAN: Bolanos (14); KC: Rubio (27)
Sat.	Apr. 30	at New York City	L 2-3	25,438	3-5-2	7	11	VAN: Rivero (0:36) Bolanos (63); NYC: Villa (35,41) Mendoza (73)
Sat.	May 7	Portland	W 2-1	22,120	4-5-2	T6	14	VAN: Kudo (60) Bolanos (66); POR: Borchers (34)
Wed.	May 11	Chicago	W 2-1	19,638	5-5-2	T5	17	VAN: Perez (36,88); CHI: Igboananike (62)
Sat.	May 14	at Toronto FC	W 4-3	24,748	6-5-2	3	20	VAN: Manneh (12,70) Bolanos (18) Morales (72); TOR: Giovinco (37,66) Moor (80)
Sun.	May 22	at Portland	L 2-4	21,144	6-6-2	T3	20	VAN: Manneh (49) Morales (84); POR: Valeri (4) McInerney (29) Asprilla (78) Nagbe (82)
Sat.	May 28	Houston	T 1-1	22,120	6-6-3	3	21	VAN: Rivero (52); HOU: Beasley (20)
Sat.	June 18	New England	L 1-2	22,120	6-7-3	T4	21	VAN: Mezquida (41); NE: Woodberry (31) Rowe (55)
Sat.	June 25	at Philadelphia	W 3-2	17,225	7-7-3	4	24	VAN: Jacobson (19) Manneh (41) Bolanos (84); PHI: Alberg (14) Pontius (94+)
Mon.	July 4	at Los Angeles	L 0-2	27,167	7-8-3	T6	24	LA: Keane (12) Larentowicz (47)
Sat.	July 9	Colorado	T 2-2	22,120	7-8-4	T5	25	VAN: Waston (10) Techera (87); COL: K. Doyle (59) Sjoberg (95+)
Wed.	July 13	Real Salt Lake	W 2-0	22,120	8-8-4	T5	28	VAN: own goal (34) Techera (37)
Sat.	July 16	Orlando City SC	T 2-2	22,120	8-8-5	5	29	VAN: Mezquida (35) Kudo (43); ORL: Baptista (14) Larin (50)
Sat.	July 23	at Houston	T 0-0	16,465	8-8-6	5	30	
Sun.	July 31	at FC Dallas	L 0-2	13,824	8-9-6	6	30	DAL: Acosta (56) Urruti (59)
Sat.	Aug. 6	at Colorado	L 0-2	17,526	8-10-6	6	30	COL: Hairston (44) Badji (60)
Fri.	Aug. 12	San Jose	L 1-2	22,120	8-11-6	8	30	VAN: Mezquida (94+); SJ: AmariKwa (14) Dawkins (60)
Sat.	Aug. 20	at Sporting KC	L 0-2	20,159	8-12-6	8	30	KC: Peterson (39) Feilhaber (64)
Sat.	Aug. 27	at Los Angeles	T 0-0	25,667	8-12-7	T8	31	
Sat.	Sept. 3	New York Red Bull	L 0-1	22,120	8-13-7	T8	31	NYR: B. Wright-Philli (50)
Sat.	Sept. 10	at Columbus	W 3-1	15,589	9-13-7	7	34	VAN: own goal (13) Jacobson (74) Hurtado (82); CLB: O. Kamara (11)
Sat.	Sept. 17	at Seattle	L 0-1	47,111	9-14-7	T8	34	SEA: Morris (81)
Sat.	Sept. 24	Colorado	T 3-3	21,851	9-14-8	T7	35	VAN: Waston (51) Morales (70) Hurtado (93+); COL: Badji (8) Gashi (57,75)
Sun.	Oct. 2	Seattle	L 1-2	24,837	9-15-8	9	35	VAN: Morales (25); SEA: Alonso (39) Evans (81)
Sun.	Oct. 16	at San Jose	T 0-0	18,000	9-15-9	9	36	
Sun.	Oct. 23	Portland	W 4-1	24,083	10-15-9	8	39	VAN: Barnes (13,32) Morales (54) Mezquida (55); POR: Valeri (72)





## NON-PLAYOFF TEAMS

### VANCOUVER WHITECAPS FC – GAME-BY-GAME

#	Player	1	2	3	4	5	6	7	8	9	10	11	12	13	14	15	16	17	18	19	20	21	22	23	24	25	26	27	28	29	30	31	32	33	34				
1	David Ousted	90G	90G	90G	90G	90G	90G	90G	90G	90G	90G	90G	90G	90G	90G	90G	90G	90G	90G	90G	90G	90G	90G	90G	90G	90G	90G	90G	90G	90G	90G	90G	90G	90G	90G	90G	90G	90G	
2	Jordan Harvey	90D	90D	90D	90D	90D	90D	90D	90D	90D	90D	90D	90D	90D	90D	90D	90D	90D	90D	90D	90D	90D	90D	90D	90D	90D	90D	90D	90D	90D	90D	90D	90D	90D	90D	90D	90D	90D	90D
3	Sam Adekunbe	21																																					
4	Kendall Waston	90D	90D	90D	90D	90D	90D	90D	90D	90D	90D	90D	90D	90D	90D	90D	90D	90D	90D	90D	90D	90D	90D	90D	90D	90D	90D	90D	90D	90D	90D	90D	90D	90D	90D	90D	90D	90D	90D
6	Jordan Smith	44D																																					
7	Christian Bolanos	90M	90M	90M	90M	90M	90M	90M	90M	90M	90M	90M	90M	90M	90M	90M	90M	90M	90M	90M	90M	90M	90M	90M	90M	90M	90M	90M	90M	90M	90M	90M	90M	90M	90M	90M	90M	90M	90M
8	Fraser Aird	90D	45	90D	90D	90D	90D	90D	90D	90D	90D	90D	90D	90D	90D	90D	90D	90D	90D	90D	90D	90D	90D	90D	90D	90D	90D	90D	90D	90D	90D	90D	90D	90D	90D	90D	90D	90D	90D
9	Masato Kudo	9	6	78F	90F	12	65F	78F	19F																														
11	Darren Mattocks																																						
11	Nicolas Mezquida	4	90F																																				
13	Cristian Techera	61M	45M	7	69M	90M	90M	90M	80M	90M	12	89M	84M																										
14	Cole Seiler																																						
15	Matias Laba																																						
17	Andrew Jacobson																																						
18	David Edgar																																						
19	Erik Hurtado																																						
20	Deybi Flores	45M																																					
22	Christian Dean																																						
23	Kekuta Manneh	29	90M	83M	86M	43M	45	90M	90M	12	78M																												
24	Marco Carducci																																						
26	Tim Parker	90D	90D	90D	90D	90D	90D	90D	90D	90D	90D	90D	90D	90D	90D	90D	90D	90D	90D	90D	90D	90D	90D	90D	90D	90D	90D	90D	90D	90D	90D	90D	90D	90D	90D	90D	90D	90D	90D
27	Bias Perez	24	23	90F	16	67F	13	63	28	71	5	23	25	15	23	65F																							
28	Giles Barnes																																						
29	Octavio Rivero	81F	90F	78F	90F	74F	90F	77F	25	27F	12																												
30	Ben McKendry																																						
31	Russell Teibert																																						
32	Marco Bustos																																						
33	Marcel de Jong																																						
38	Kianz Froese																																						
44	Pa-Modou Kah																																						
46	Brett Levis																																						
67	Alphonso Davies																																						
70	Paolo Tornaghi																																						
77	Pedro Morales	90M	90M	84M	90M	19M																																	

Played for other teams:  
Giles Barnes played 1101 minutes for HOU

"00" = 100 minutes played  
F/M/D/G = starting position



# NON-PLAYOFF TEAMS

## VANCOUVER WHITECAPS FC – GAME-BY-GAME LOG

Game #1	03/06/2016	VAN 2 vs MTL 3	L	Harvey 1 (Morales 1) 45; Waston 1 (Bolanos 1) 93+
Game #2	03/12/2016	VAN 1 at KC 2	L	Morales 1 (penalty kick) 70
Game #3	03/19/2016	VAN 2 at SEA 1	W	Morales 2 (penalty kick) 10; Morales 3 (penalty kick) 74
Game #4	03/26/2016	VAN 1 vs HOU 0	W	Morales 4 (penalty kick) 23
Game #5	04/02/2016	VAN 0 vs LA 0	T	
Game #6	04/09/2016	VAN 0 at DC 4	L	
Game #7	04/16/2016	VAN 0 at RSL 1	L	
Game #8	04/23/2016	VAN 3 vs DAL 0	W	own goal (Figueroa) 35; Harvey 2 (unassisted) 63; Manneh 1 (Perez 1, Techera 1) 77
Game #9	04/27/2016	VAN 1 vs KC 1	T	Bolanos 1 (Techera 2) 14
Game #10	04/30/2016	VAN 2 at NYC 3	L	Rivero 1 (Mezquida 1) 1; Bolanos 2 (unassisted) 63
Game #11	05/07/2016	VAN 2 vs POR 1	W	Kudo 1 (unassisted) 60; Bolanos 3 (Kudo 1) 66
Game #12	05/11/2016	VAN 2 vs CHI 1	W	Perez 1 (Bolanos 2, Morales 2) 36; Perez 2 (Manneh 1) 89
Game #13	05/14/2016	VAN 4 at TOR 3	W	Manneh 2 (unassisted) 12; Bolanos 4 (unassisted) 18; Manneh 3 (Morales 3) 70; Morales 5 (Manneh 2) 72
Game #14	05/22/2016	VAN 2 at POR 4	L	Manneh 4 (unassisted) 49; Morales 6 (penalty kick) 84
Game #15	05/28/2016	VAN 1 vs HOU 1	T	Rivero 2 (unassisted) 52
Game #16	06/18/2016	VAN 1 vs NE 2	L	Mezquida 1 (unassisted) 41
Game #17	06/25/2016	VAN 3 at PHI 2	W	Jacobson 1 (unassisted) 19; Manneh 5 (Morales 4) 41; Bolanos 5 (Hurtado 1) 84
Game #18	07/04/2016	VAN 0 at LA 2	L	
Game #19	07/09/2016	VAN 2 vs COL 2	T	Waston 2 (Bolanos 3, Morales 5) 10; Techera 1 (penalty kick) 87
Game #20	07/13/2016	VAN 2 vs RSL 0	W	own goal (Glad) 34; Techera 2 (Bolanos 4) 37
Game #21	07/16/2016	VAN 2 vs ORL 2	T	Mezquida 2 (unassisted) 35; Kudo 2 (Morales 6) 43
Game #22	07/23/2016	VAN 0 at HOU 0	T	
Game #23	07/31/2016	VAN 0 at DAL 2	L	
Game #24	08/06/2016	VAN 0 at COL 2	L	
Game #25	08/12/2016	VAN 1 vs SJ 2	L	Mezquida 3 (Waston 1, Bolanos 5) 94+
Game #26	08/20/2016	VAN 0 at KC 2	L	
Game #27	08/27/2016	VAN 0 at LA 0	T	
Game #28	09/03/2016	VAN 0 vs NYR 1	L	own goal (Sauro) 13; Jacobson 2 (Bolanos 6) 74; Hurtado 1 (unassisted) 82
Game #29	09/10/2016	VAN 3 at CLB 1	W	
Game #30	09/17/2016	VAN 0 at SEA 1	L	
Game #31	09/24/2016	VAN 3 vs COL 3	T	Waston 3 (Bolanos 7) 51; Morales 7 (Barnes 3, Hurtado 2) 70; Hurtado 2 (unassisted) 93+
Game #32	10/02/2016	VAN 1 vs SEA 2	L	Morales 8 (penalty kick) 25
Game #33	10/16/2016	VAN 0 at SJ 0	T	
Game #34	10/23/2016	VAN 4 vs POR 1	W	Barnes 5 (unassisted) 13; Barnes 6 (unassisted) 32; Morales 9 (unassisted) 54; Mezquida 4 (Bolanos 8) 55



# NON-PLAYOFF TEAMS

## VANCOUVER WHITECAPS FC – CUP COMPETITIONS – GAME-BY-GAME

#	Player	CANADIAN CHAMPIONSHIP				2016/17 CONCACAF CHAMPIONS LEAGUE			
		SF1	SF2	F1	F2	Grpc	Grpc	Grpc	Grpc
		OTT	OTT	TOR	VAN	CENT	KC	KC	CENT
		0-2	3-0	0-1	2-1	1-0	3-0	2-1	4-1
1	David Ousted				90G				
2	Jordan Harvey		90D		90D				
3	Sam Adekugbe	90D		90D					
4	Kendall Waston			90D	90D		90D	90D	90D
6	Jordan Smith		90D			90D			
7	Christian Bolanos			90M	90M				
8	Fraser Aird	90D		90D		90M	90M	68M	90D
9	Masato Kudo				45	89M	90F	72F	64M
11	Nicolas Mezquida	58M	80M						
11	Darren Mattocks					66M	76M	90D	90M
13	Cristian Techera	90D							
14	Cole Seiler								
15	Matias Laba		90M		90M		89M		
17	Andrew Jacobson		90D		90D		1	90M	90M
18	David Edgar					90D			
19	Erik Hurtado	90F	15	12	83F	74F	68F	87F	
20	Deybi Flores								
22	Christian Dean								
23	Kekuta Manneh	32	6	23	70M				
24	Marco Carducci								
26	Tim Parker	90D	90D		90D		90D	90D	90D
27	Blas Perez			27	7		22	18	90F
29	Octavio Rivero	32	90F	78F					
30	Ben McKendry	72D		90M		90M			26
31	Russell Teibert	90M	10	90M	45M	90M	90M		
32	Marco Bustos	58M							26
33	Marcel de Jong							90D	90M
38	Kianz Froese	90M				1			
39	Spencer Richey					90G		90G	
44	Pa-Modou Kah			90D		90D			
46	Brett Levis					90D	90D	22	64D
47	Kyle Greig					16		3	18
67	Alphonso Davies	18	84M	67F	20	24	14	90M	90G
70	Paolo Tornaghi	90G	90G	90G		90G			
77	Pedro Morales	90M	63M	90M	90M				

CANADIAN CHAMPIONSHIP  
 SF1 06/01/2016 VAN 0 at OTTAWA 2 L  
 SF2 06/08/2016 VAN 3 vs OTTAWA 0 W  
 F1 06/21/2016 VAN 0 at TOR 1 L  
 F1 06/29/2016 VAN 2 vs TOR 1 W

2016/17 CONCACAF CHAMPIONS LEAGUE  
 Grpc 08/02/2016 VAN 1 at CENTRL 0 W  
 Grpc 08/23/2016 VAN 3 vs KC 0 W  
 Grpc 09/13/2016 VAN 2 at KC 1 W  
 Grpc 09/28/2016 VAN 4 vs CENTRL 1 W

Morales (penalty kick) 3; Mezquida (Rivero) 20; Rivero (Morales) 52  
 Mezquida (Harvey) 47; Parker (Laba) 68  
 Techera (Hurtado) 34  
 Techera (Hurtado) 8; Hurtado (Teibert) 12; Techera (Laba) 64  
 Hurtado (Davies) 41; Davies (Greig) 93+  
 Pérez (Techera) 11; Techera (penalty kick) 22; Kudo (Techera) 49; Techera (de Jong) 70

