



MEDIA GUIDE

GUÍA DE PRENSA



**ALL THE
WAY UP**



ROAD TO 2018 MLS CUP

KNOCKOUT ROUND

E#3 NEW YORK CITY FC v E#6 PHILADELPHIA UNION

Wed., Oct. 31 – Yankee Stadium, Bronx, N.Y. (7 p.m. ET; UniMás; FS1; TSN; TVA Sports)

NEW YORK CITY FC **v** **PHILADELPHIA UNION**

W#4 FC DALLAS v W#5 PORTLAND TIMBERS

Wed., Oct. 31 – Toyota Stadium, Frisco, Texas (8:30 p.m. CT; UniMás; ESPN+; TSN; TVA Sports)

FC DALLAS **v** **PORTLAND TIMBERS**

E#4 D.C. UNITED v E#5 COLUMBUS CREW SC

Thurs., Nov. 1 – Audi Field, Washington, D.C. (8 p.m. ET; UniMás; FS1; TSN; TVA Sports)

D.C. UNITED **v** **COLUMBUS CREW SC**

W#3 LOS ANGELES FC v W#6 REAL SALT LAKE

Thurs., Nov. 1 – Banc of California Stadium, Los Angeles, Calif. (7:30 p.m. PT; UniMás; TSN4; TVA Sports)

LOS ANGELES FC **v** **REAL SALT LAKE**

EASTERN CONFERENCE SEMIFINALS

#1 NEW YORK RED BULLS v lower seed Knockout Round winner

Sun., Nov. 4 – (ESPN/Deportes; FS1/Deportes)

 v **NEW YORK RED BULLS**

Sun., Nov. 11 – Red Bull Arena, Harrison, N.J. (ESPN/Deportes; FS1/Deportes)

NEW YORK RED BULLS **v**

#2 ATLANTA UNITED v higher seed Knockout Round winner

Sun., Nov. 4 – (ESPN/Deportes; FS1/Deportes)

 v **ATLANTA UNITED**

Sun., Nov. 11 – Mercedes-Benz Stadium, Atlanta, Ga. (ESPN/Deportes; FS1/Deportes)

ATLANTA UNITED **v**

WESTERN CONFERENCE SEMIFINALS

#1 SPORTING KANSAS CITY v lower seed Knockout Round winner

Sun., Nov. 4 – (ESPN/Deportes; FS1/Deportes)

 v **SPORTING KANSAS CITY**

Sun., Nov. 11 – Children’s Mercy Park, Kansas City, Kan. (ESPN/Deportes; FS1/Deportes)

SPORTING KANSAS CITY **v**

#2 SEATTLE SOUNDERS FC v higher seed Knockout Round winner

Sun., Nov. 4 – (ESPN/Deportes; FS1/Deportes)

 v **SEATTLE SOUNDERS FC**

Thurs., Nov. 8 – CenturyLink Field, Seattle, Wash. (ESPN/Deportes; FS1/Deportes)

SEATTLE SOUNDERS FC **v**

EASTERN CONFERENCE CHAMPIONSHIP

at lower seed: Sun., Nov. 25 (ESPN/Deportes; FS1/Deportes)

 v

at higher seed: Thurs., Nov. 29 (ESPN/Deportes; FS1/Deportes)

 v

WESTERN CONFERENCE CHAMPIONSHIP

at lower seed: Sun., Nov. 25 (ESPN/Deportes; FS1/Deportes)

 v

at higher seed: Thurs., Nov. 29 (ESPN/Deportes; FS1/Deportes)

 v

MLS CUP 2018

Sat., Dec. 8 (7:30 p.m. ET; FOX; UniMás; TSN; TVA Sports) – *hosted by finalist with best regular season record*

 v



TABLE OF CONTENTS

• 2018 MLS CUP PLAYOFFS SCHEDULE	IFC
• MLS CUP PLAYOFFS HISTORY	2
• 2018 MLS SEASON NOTES	14
• RULES OF COMPETITION	30
• TEAM-BY-TEAM GUIDES	
ATLANTA UNITED	32
COLUMBUS CREW SC	44
FC DALLAS	56
D.C. UNITED	68
SPORTING KANSAS CITY	80
LOS ANGELES FOOTBALL CLUB	92
NEW YORK CITY FC	102
NEW YORK RED BULLS	114
PHILADELPHIA UNION	126
PORTLAND TIMBERS	138
REAL SALT LAKE	150
SEATTLE SOUNDERS FC	162
• MLS CUP PLAYOFFS ALL-TIME STATISTICS	174
• 2018 REGULAR SEASON STATISTICS	188
• ALL-TIME MLS LEADERS	223
• 2018 NON-PLAYOFF TEAMS STATISTICS	228

MLS STATISTICS KEY

FIELD PLAYER LEGEND

GP = Games Played; GS = Games Started; MIN = Minutes Played; G = Goals; A = Assists; SHT = Total Shots; SOG = Shots On Goal; FC = Fouls Committed; FS = Fouls Suffered; OFF = Times Offside; CK = Corner Kicks; C = Cautions; E = Ejections; * = indicates individual played for other team(s); FW = Forward; MF = Midfielder; DF = Defender; GK = Goalkeeper; SKG = Penalty Kick Shootout Goals; SKA = Penalty Kick Shootout Attempts;

GOALKEEPER STATISTICS LEGEND

SHTS = Shots Faced; SVS = Saves; GA = Goals Allowed; GAA = Goals Against Average (goals allowed per 90 minutes); PG = Penalty Kick Goals Allowed; PA = Penalty Kick Attempts Faced; SKG = Penalty Kick Shootout Goals; SKA = Penalty Kick Shootout Attempts; W = Goalkeeper Wins; L = Goalkeeper Losses; T = Goalkeeper Ties; SO = Shutouts; OT Record = Record in Overtime Games



MLS CUP PLAYOFFS: HOW THEY GET HERE

1996

Who Qualified: The top four teams from both the Eastern and Western Conferences were seeded to start the conference semifinals, with the 1 seeds playing the number 4's and the No. 2's vs. No. 3's.
Format: Both the Conference Semifinals (first round) and Conference Finals (second round) were designed on a **Best-of-Three** format with the first game hosted by the lower-seeded team and the final two games (Game Three if necessary) at the home of the higher seeded team. The first team to *win two games* in regulation or via the shootout advanced to the next playoff round (since the shootout was in place from 1996-1999 no games ended in ties).

1997 - 1999

Who Qualified: As in 1996, the top four teams in each conference advanced to the MLS Cup Playoffs.
Format: As in 1996, a **Best-of-Three** format was utilized in the Conference Semifinals and Conference Finals (no games ended in ties due to the shootout). However, a change to the format allowed the higher seeded teams to host Game One and Game Three, unlike in 1996 when the higher seed played Games Two and Three (if necessary) at home.

2000 - 2002

Who Qualified: With the introduction of a new three-division alignment in 2000, a single playoff table was established to determine postseason berths and seeds.

Although a two-conference alignment was re-introduced in 2002 following the contraction of Miami and Tampa Bay, the system based on the single playoff table remained. The single playoff table ensured that only the League's eight best teams during the regular season qualified for postseason play, eliminating situations like what occurred in 1999, when the San Jose Clash failed to qualify for the playoffs despite finishing with more points (37) than the No. 3 and No. 4 seeds in the Eastern Conference.

The three division winners (2000-01) or two conference champions (2002) were given automatic top seeds entering the postseason. The rest of the field was seeded according to final regular season point totals regardless of conference affiliation.

Format: During the first round, the seeding placed seed No. 1 vs. No. 8, No. 2 vs. No. 7, No. 3 vs. No. 6 and No. 4 vs. No. 5 in the MLS Cup Playoff Quarterfinals. In the semifinal round, the winner of the 1 vs. 8 series advanced to face the winner of the 4 vs. 5 series, while the victors of the 3 vs. 6 and 2 vs. 7 series played for the right to compete in MLS Cup.

The team that advanced was based on a "first-to-five-points" format with a win earning three points and a tie one point (ties were first introduced in MLS in the 2000 regular season in conjunction with the elimination of the shootout). The first team to compile five points or more in three games advanced to the following round. If the series was tied in points after a Game Three, a 20-minute golden-goal Series Tiebreaker was played, followed by penalty kicks if necessary. As was the case from 1997-1999, the higher seed hosted Game One and Game Three in each series.

2003-2006

Who Qualified: As was the case between 1996 and 1999, the top four teams in each conference advance to the Conference Semifinals.
Format: Conference Semifinal series are conducted under a home-and-home, aggregate-goal format. The aggregate goal format follows the lead of various international competitions, including Europe's UEFA Champions League and South America's Copa Libertadores. In the case that teams are tied on aggregate goals following the conclusion of Game 2 of the Conference Semifinal series, a 30-minute extra time period is played followed by penalty kicks if necessary. The two teams left standing in each conference after the Conference Semifinals will meet in the single-game Conference Championship to be hosted by the higher seed. The winners of each Conference Championship advance to MLS Cup.

2007-10

Who Qualified: In 2007, 2009 and 2010, the top two teams in each conference qualified and were seeded 1 & 2 in their respective four-team playoff conference brackets. The four MLS teams with the next most points, regardless of conference, received "wild card" berths. The four wildcard teams were seeded according to conference first. If more than four teams qualified from one conference, those finishing lower than fourth in their conference shifted over to the other conference bracket. A team switching conference brackets was seeded below all other teams in its new conference playoff bracket. For 2008, the top three teams in each conference qualified, with the next four teams with the most points, regardless of conference, receiving "wildcard" berths.
Format: Same as from 2003-2006.

2011

Who Qualified: Beginning in 2011, 10 teams qualified for the playoffs. The top three finishers in each conference, based on regular season points, were given automatic berths. The next best four clubs based on regular season points, irrespective of conference, received wild cards.
Format: The four wild cards played single elimination games against each other, with higher seeds hosting (1 vs. 4; 2 vs. 3). These play-in games are part of the MLS Cup Playoffs. After the two play-in games, the lowest remaining seed faced the Supporters' Shield winner in the Conference Semifinals; the other faced the No. 1 seed in the opposite conference from the Supporters' Shield winner. The No. 2 and No. 3 placed teams in each conference met in the semifinals, with the higher seed holding homefield advantage for the second leg. The winners of the Conference Semifinal Series met in a one-game Conference Championship, hosted by the highest seeds, with the winners advancing to MLS Cup.

2012-14

Who Qualified: Ten teams qualified for the playoffs. The top five in points from each conference at the end of the regular season, qualified for the MLS Cup Playoffs.

Format: The fourth and fifth place teams in each conference played a single knockout game, the winner of which advanced to the Conference Semifinals and faced the first place team in the conference. The four Conference Semifinals were two-game aggregate series, with the lower seed hosting the first leg and the higher seed hosting the second leg. The two Conference Championships were two-game aggregate series, with the lower seed hosting the first leg and the higher seed hosting the second leg. MLS Cup was a single championship match hosted by the higher seed.

2015-18

Who Qualified: Twelve teams qualified for the playoffs. The top six in points from each conference at the end of the regular season, qualified for the MLS Cup Playoffs.

Format: The third seed played the sixth seed, and the fourth seed played the fifth seed, in each conference in a single knockout game. The lower-seeded winners of the Knockout Round advanced to the Conference Semifinals and faced the first-place team in each conference; the higher-seeded winners of the Knockout Round advanced to the Conference Semifinals and faced the second-place team in the conference. The four Conference Semifinals were two-game aggregate series, with the lower seed hosting the first leg and the higher seed hosting the second leg. The two Conference Championships were two-game aggregate series, with the lower seed hosting the first leg and the higher seed hosting the second leg. MLS Cup was a single championship match hosted by the higher seed.



2017 MAJOR LEAGUE SOCCER PLAYOFF RESULTS

KNOCKOUT ROUND

Chicago Fire (3E) vs. New York Red Bulls (6E)
Oct. 25 N.Y. Red Bulls at Chicago 4-0 11,647

Atlanta United (4E) vs. Columbus Crew SC (5E)
Oct. 26 Columbus at Atlanta 0-0 OT 67,221
(Columbus win 3-1 on penalty kicks)

Vancouver Whitecaps FC (3W) vs. San Jose Earthquakes (6W)
Oct. 25 San Jose at Vancouver 0-5 21,083

Houston Dynamo (4W) vs. Sporting Kansas City (5W)
Oct. 26 Sporting KC at Houston 0-1 14,126

EASTERN CONFERENCE SEMIFINALS

Toronto FC (1E) vs. New York Red Bulls
Oct. 30 Toronto at Red Bulls 2-1 18,107
Nov. 6 Red Bulls at Toronto 1-0 29,974
(aggregate 2-2; Toronto FC win on away goals)

New York City FC (2E) vs. Columbus Crew SC
Oct. 31 New York City at Columbus 1-4 14,416
Nov. 5 Columbus at New York City 0-2 23,246
(Columbus Crew SC win on aggregate 4-3)

WESTERN CONFERENCE SEMIFINALS

Portland Timbers (1W) vs. Houston Dynamo
Oct. 30 Portland at Houston 0-0 15,169
Nov. 5 Houston at Portland 2-1 21,144
(Houston Dynamo win on aggregate 2-1)

Seattle Sounders FC (2W) vs. Vancouver Whitecaps FC
Oct. 29 Seattle at Vancouver 0-0 27,837
Nov. 2 Vancouver at Seattle 0-2 39,587
(Seattle Sounders FC win on aggregate 2-0)

EASTERN CONFERENCE CHAMPIONSHIP

Toronto FC vs. Columbus Crew SC
Nov. 21 Toronto at Columbus 0-0 21,289
Nov. 29 Columbus at Toronto 0-1 30,392
(Toronto FC win on aggregate 1-0)

WESTERN CONFERENCE CHAMPIONSHIP

Seattle Sounders FC vs. Houston Dynamo
Nov. 21 Seattle at Houston 2-0 22,661
Nov. 30 Houston at Seattle 0-3 45,298
(Seattle Sounders FC win on aggregate 5-0)

MLS CUP 2017

BMO Field – Toronto, Ont.
Dec. 9 Toronto vs. Seattle 2-0 30,584

2016 MAJOR LEAGUE SOCCER PLAYOFF RESULTS

KNOCKOUT ROUND

Toronto FC (3E) vs. Philadelphia Union (6E)
Oct. 26 Philadelphia at Toronto 1-3 21,759

LA Galaxy (3W) vs. Real Salt Lake (6W)
Oct. 28 Real Salt Lake at LA 1-3 18,124

D.C. United (4E) vs. Montréal Impact (5E)
Oct. 29 Montréal at D.C. United 4-2 12,773

Seattle Sounders FC (4W) vs. Sporting KC (5W)
Oct. 29 Kansas City at Seattle 0-1 36,151

EASTERN CONFERENCE SEMIFINALS

New York Red Bulls (1E) vs. Montréal Impact
Oct. 30 Red Bulls at Montréal 0-1 15,027
Nov. 6 Montréal at Red Bulls 2-1 24,314
(Montréal Impact win on aggregate 3-1)

New York City FC (2E) vs. Toronto FC
Oct. 30 NYCFC at Toronto 0-2 28,220
Nov. 6 Toronto at NYCFC 5-0 28,355
(Toronto FC win on aggregate 7-0)

WESTERN CONFERENCE SEMIFINALS

FC Dallas (1W) vs. Seattle Sounders FC
Oct. 30 Dallas at Seattle 0-3 37,073
Nov. 6 Seattle at Dallas 1-2 14,878
(Seattle Sounders FC win on aggregate 4-2)

Colorado Rapids (2W) vs. LA Galaxy
Oct. 30 Colorado at LA 0-1 24,487
Nov. 6 LA at Colorado 0-1 (OT) 17,782
(aggregate 1-1; Colorado win 3-1 on penalty kicks)

EASTERN CONFERENCE CHAMPIONSHIP

Toronto FC vs. Montréal Impact
Nov. 22 Toronto at Montréal 2-3 61,004
Nov. 30 Montréal at Toronto 2-5 (OT) 35,604
(Toronto FC win on aggregate 7-5)

WESTERN CONFERENCE CHAMPIONSHIP

Colorado Rapids vs. Seattle Sounders FC
Nov. 22 Colorado at Seattle 1-2 42,774
Nov. 27 Seattle at Colorado 1-0 17,695
(Seattle Sounders FC win on aggregate 3-1)

MLS CUP 2016

BMO Field – Toronto, Ont.
Dec. 10 Toronto vs. Seattle 0-0 (OT) 36,045
(Seattle Sounders FC win 5-4 on penalty kicks)



2015 MAJOR LEAGUE SOCCER PLAYOFF RESULTS

KNOCKOUT ROUND

D.C. United (4E) vs. New England Revolution (5E)
Oct. 28 New England at D.C. United 1-2 11,554

Seattle Sounders FC (4W) vs. LA Galaxy (5W)
Oct. 28 LA at Seattle 2-3 39,537

Montréal Impact (3E) vs. Toronto FC (6E)
Oct. 29 Toronto at Montréal 0-3 18,069

Portland Timbers (3W) vs. Sporting Kansas City (6W)
Oct. 29 Kansas City at Portland 2-2 (OT) 21,144
(Portland Timbers win 7-6 on penalty kicks)

EASTERN CONFERENCE SEMIFINALS

New York Red Bulls (1E) vs. D.C. United
Nov. 1 New York at D.C. United 1-0 19,525
Nov. 8 D.C. United at New York 0-1 25,219
(New York Red Bulls win on aggregate 2-0)

Columbus Crew SC (2E) vs. Montréal Impact
Nov. 1 Columbus at Montréal 1-2 17,655
Nov. 8 Montréal at Columbus 1-3 19,026
(Columbus Crew SC win on aggregate 4-3)

WESTERN CONFERENCE SEMIFINALS

FC Dallas (1W) vs. Seattle Sounders FC
Nov. 1 Dallas at Seattle 1-2 39,599
Nov. 8 Seattle at Dallas 1-2 (OT) 17,287
(aggregate 3-3; FC Dallas win 4-2 on penalty kicks)

Vancouver Whitecaps FC (2W) vs. Portland Timbers
Nov. 1 Portland at Vancouver 0-0 21,144
Nov. 9 Vancouver at Portland 0-2 27,837
(Portland Timbers win on aggregate 2-0)

EASTERN CONFERENCE CHAMPIONSHIP

New York Red Bulls vs. Columbus Crew SC
Nov. 22 New York at Columbus 0-2 21,617
Nov. 29 Columbus at New York 0-1 25,219
(Columbus Crew SC win on aggregate 2-1)

WESTERN CONFERENCE CHAMPIONSHIP

FC Dallas vs. Portland Timbers
Nov. 22 Portland at Dallas 3-1 21,144
Nov. 29 Dallas at Portland 2-2 20,966
(Portland Timbers win on aggregate 5-3)

MLS CUP 2015

Mapfre Stadium – Columbus, Ohio
Dec. 6 Columbus vs. Portland 1-2 21,747

2014 MAJOR LEAGUE SOCCER PLAYOFF RESULTS

KNOCKOUT ROUND

New York Red Bulls (4E) vs. Sporting Kansas City (5E)
Oct. 30 Kansas City at New York 1-2 15,518

FC Dallas (4W) vs. Vancouver Whitecaps FC (5W)
Oct. 29 Vancouver at Dallas 1-2 10,279

EASTERN CONFERENCE SEMIFINALS

D.C. United (1E) vs. New York Red Bulls
Nov. 2 D.C. United at New York 0-2 18,054
Nov. 8 New York at D.C. United 1-2 20,187
(New York Red Bulls win on aggregate 3-2)

New England Revolution (2E) vs. Columbus Crew (3E)
Nov. 1 New England at Columbus 4-2 9,074
Nov. 9 Columbus at New England 1-3 20,184
(New England Revolution win on aggregate 7-3)

WESTERN CONFERENCE SEMIFINALS

Seattle Sounders FC (1W) vs. FC Dallas
Nov. 2 Seattle at Dallas 1-1 16,112
Nov. 10 Dallas at Seattle 0-0 38,912
(aggregate 1-1; Seattle Sounders FC win on away goals)

LA Galaxy (2W) vs. Real Salt Lake (3W)
Nov. 1 LA at Real Salt Lake 0-0 20,173
Nov. 9 Real Salt Lake at LA 0-5 27,000
(LA Galaxy win on aggregate 5-0)

EASTERN CONFERENCE CHAMPIONSHIP

New England Revolution vs. New York Red Bulls
Nov. 23 New England at New York 2-1 25,000
Nov. 29 New York at New England 2-2 32,698
(New England Revolution win on aggregate 4-3)

WESTERN CONFERENCE CHAMPIONSHIP

Seattle Sounders FC vs. LA Galaxy
Nov. 23 Seattle at LA 0-1 27,000
Nov. 30 LA at Seattle 1-2 46,758
(aggregate 2-2; LA Galaxy win on away goals)

MLS CUP 2014

StubHub Center – Carson, Calif.
Dec. 7 LA vs. New England 2-1 (OT) 27,000



2013 MAJOR LEAGUE SOCCER PLAYOFF RESULTS

KNOCKOUT ROUND

Houston Dynamo (E4) vs. Montreal Impact (E5)
Oct. 31 Montreal at Houston 0-3 10,476

Seattle Sounders FC (W4) vs Colorado Rapids (W5)
Oct. 30 Colorado at Seattle 0-2 32,204

EASTERN CONFERENCE SEMIFINALS

New York Red Bulls (1E) vs. Houston Dynamo (4E)
Nov. 3 New York at Houston 2-2 20,626
Nov. 6 Houston at New York 2-1 22,264
(Houston Dynamo win on aggregate 4-3)

Sporting KC (2E) vs. New England Revolution (3E)
Nov. 2 Kansas City at New England 1-2 15,164
Nov. 6 New England at Kansas City 1-3 (OT) 19,031
(Sporting Kansas City win on aggregate 4-3)

WESTERN CONFERENCE SEMIFINALS

Portland Timbers (1W) vs Seattle Sounders FC (4W)
Nov. 2 Portland at Seattle 2-1 38,507
Nov. 7 Seattle at Portland 2-3 20,674
(Portland Timbers win on aggregate 5-3)

Real Salt Lake (2W) vs Los Angeles Galaxy (3W)
Nov. 3 Real Salt Lake at LA 0-1 27,000
Nov. 7 LA at Real Salt Lake 0-2 (OT) 19,042
(Real Salt Lake win on aggregate 2-1)

EASTERN CONFERENCE CHAMPIONSHIP

Sporting Kansas City vs Houston Dynamo
Nov. 9 Kansas City at Houston 0-0 22,107
Nov. 23 Houston at Kansas City 1-2 21,650
(Sporting Kansas City win on aggregate 2-1)

WESTERN CONFERENCE CHAMPIONSHIP

Portland Timbers vs. Real Salt Lake
Nov. 10 Portland at Real Salt Lake 2-4 17,333
Nov. 24 Real Salt Lake at Portland 1-0 20,674
(Real Salt Lake win on aggregate 5-2)

MLS CUP 2013

Sporting Park – Kansas City, Kan.
Dec. 7 Real Salt Lake at Kansas City 1-1 (OT) 21,650
(Sporting Kansas City win 7-6 on penalty kicks)

2012 MAJOR LEAGUE SOCCER PLAYOFF RESULTS

KNOCKOUT ROUND

Chicago Fire (E4) vs. Houston Dynamo (E5)
Oct. 31 Houston at Chicago 2-1 10,923

LA Galaxy (W4) vs. Vancouver Whitecaps FC (W5)
Nov. 1 Vancouver at LA Galaxy 1-2 14,703

EASTERN CONFERENCE SEMIFINALS

Sporting Kansas City (1E) vs. Houston Dynamo (4E)
Nov. 4 Kansas City at Houston 0-2 20,689
Nov. 7 Houston at Kansas City 0-1 20,894
(Houston Dynamo win on aggregate 2-1)

D.C. United (2E) vs. New York Red Bulls (3E)
Nov. 3 New York at D.C. United 1-1 17,556
Nov. 6 D.C. United at New York 1-0 14,035
(D.C. United win on aggregate 2-1)

WESTERN CONFERENCE SEMIFINALS

San Jose Earthquakes (1W) vs. LA Galaxy (4W)
Nov. 4 San Jose at LA 1-0 27,000
Nov. 3 LA at San Jose 3-1 10,744
(LA Galaxy win on aggregate 3-2)

Real Salt Lake (2W) vs. Seattle Sounders FC (3W)
Nov. 2 Real Salt Lake at Seattle 0-0 34,941
Nov. 8 Seattle at Real Salt Lake 1-0 19,657
(Seattle Sounders FC win on aggregate 1-0)

EASTERN CONFERENCE CHAMPIONSHIP

D.C. United vs. Houston Dynamo
Nov. 11 D.C. United at Houston 1-3 22,101
Nov. 18 Houston at D.C. United 1-1 20,015
(Houston Dynamo win on aggregate 4-2)

WESTERN CONFERENCE CHAMPIONSHIP

Seattle Sounders FC vs. LA Galaxy
Nov. 11 Seattle at LA Galaxy 0-3 27,000
Nov. 18 LA Galaxy at Seattle 1-2 44,575
(LA Galaxy win on aggregate 4-2)

MLS CUP 2012

The Home Depot Center – Carson, Calif.
Dec. 1 LA Galaxy vs. Houston 3-1 30,510



2011 MAJOR LEAGUE SOCCER PLAYOFF RESULTS

WILD CARD MATCHES

FC Dallas (WC1) vs. New York Red Bulls (WC4)
Oct. 26 New York at Dallas 2-0 10,017

Colorado Rapids (WC2) vs. Columbus Crew (WC3)
Oct. 27 Columbus at Colorado 0-1 7,803

EASTERN CONFERENCE SEMIFINALS

Sporting Kansas City (1E) vs. Colorado Rapids (4E)
Oct. 30 Kansas City at Colorado 2-0 8,601
Nov. 2 Colorado at Kansas City 0-2 18,565
(*Sporting Kansas City win on aggregate 4-0*)

Houston Dynamo (2E) vs. Philadelphia Union (3E)
Oct. 30 Houston at Philadelphia 2-1 18,539
Nov. 6 Philadelphia at Houston 0-1 24,479
(*Houston Dynamo win on aggregate 3-1*)

WESTERN CONFERENCE SEMIFINALS

LA Galaxy (1W) vs. New York Red Bulls (4W)
Oct. 30 LA at New York 1-0 22,663
Nov. 3 New York at LA 1-2 20,000
(*LA Galaxy win on aggregate 3-1*)

Seattle Sounders FC (2W) vs. Real Salt Lake (3W)
Oct. 30 Seattle at Real Salt Lake 0-3 17,067
Nov. 2 Real Salt Lake at Seattle 0-2 36,021
(*Real Salt Lake win on aggregate 3-2*)

EASTERN CONFERENCE CHAMPIONSHIP
Nov. 6 Houston at Kansas City 2-0 20,839

WESTERN CONFERENCE CHAMPIONSHIP
Nov. 6 Real Salt Lake at LA 1-3 23,437

MLS CUP 2011

The Home Depot Center – Carson, Calif.
Nov. 20 LA Galaxy vs. Houston 1-0 30,281

2010 MAJOR LEAGUE SOCCER PLAYOFF RESULTS

EASTERN CONFERENCE SEMIFINALS

New York Red Bulls (1E) vs. San Jose Earthquakes (4E)
Oct. 30 New York at San Jose 1-0 10,525
Nov. 4 San Jose at New York 3-1 22,839
(*San Jose Earthquakes win on aggregate 3-2*)

Columbus Crew (2E) vs. Colorado Rapids (3E)
Oct. 28 Columbus at Colorado 0-1 11,872
Nov. 6 Colorado at Columbus 1-2 10,322
(*aggregate 2-2; Rapids win 5-4 on penalty kicks*)

WESTERN CONFERENCE SEMIFINALS

Los Angeles Galaxy (1W) vs. Seattle Sounders FC (4W)
Oct. 31 Los Angeles at Seattle 1-0 35,521
Nov. 7 Seattle at Los Angeles 1-2 27,000
(*Los Angeles Galaxy win on aggregate 3-1*)

Real Salt Lake (2W) vs. FC Dallas (3W)
Oct. 30 Real Salt Lake at Dallas 1-2 11,003
Nov. 6 Dallas at Real Salt Lake 1-1 19,324
(*FC Dallas win on aggregate 2-1*)

EASTERN CONFERENCE CHAMPIONSHIP
Nov. 14 Dallas at Los Angeles 3-0 27,000

WESTERN CONFERENCE CHAMPIONSHIP
Nov. 13 San Jose at Colorado 0-1 17,779

MLS CUP 2010

BMO Field – Toronto, Ont., Canada
Nov. 21 Colorado vs. Dallas 2-1(OT) 21,700



2009 MAJOR LEAGUE SOCCER PLAYOFF RESULTS

EASTERN CONFERENCE SEMIFINALS

Columbus Crew (1E) vs. Real Salt Lake (4E)
Oct. 31 Columbus at Real Salt Lake 0-1 11,499
Nov. 5 Real Salt Lake at Columbus 3-2 10,109
(Real Salt Lake win on aggregate 4-2)

Chicago Fire (2E) vs. New England Revolution (3E)
Nov. 1 Chicago at New England 1-2 7,416
Nov. 7 New England at Chicago 0-2 21,528
(Chicago Fire win on aggregate 3-2)

WESTERN CONFERENCE SEMIFINALS

Los Angeles Galaxy (1W) vs. Chivas USA (4W)
Nov. 1 Los Angeles at Chivas USA 2-2 25,128
Nov. 8 Chivas USA at Los Angeles 0-1 27,000
(Los Angeles Galaxy win on aggregate 3-2)

Houston Dynamo (2W) vs. Seattle Sounders FC (3W)
Oct. 29 Houston at Seattle 0-0 35,807
Nov. 8 Seattle at Houston 0-1 (OT) 27,465
(Houston Dynamo win on aggregate 1-0)

EASTERN CONFERENCE CHAMPIONSHIP

Nov. 14 Real Salt Lake at Chicago 0-0 (OT) 21,723
(Real win 5-4 on penalty kicks)

WESTERN CONFERENCE CHAMPIONSHIP

Nov. 13 Houston at Los Angeles 0-2 (OT) 25,373

MLS CUP 2009

Qwest Field – Seattle, Wash.
Nov. 22 Real Salt Lake vs. LA Galaxy 1-1(OT) 46,011
Real Salt Lake win 5-4 on penalty kicks

2008 MAJOR LEAGUE SOCCER PLAYOFF RESULTS

EASTERN CONFERENCE SEMIFINALS

Columbus Crew (1E) vs. Kansas City Wizards (4E)
Nov. 1 Columbus at Kansas City 1-1 10,385
Nov. 8 Kansas City at Columbus 0-2 11,153
(Columbus Crew win on aggregate 3-1)

Chicago Fire (2E) vs. New England Revolution (3E)
Oct. 30 Chicago at New England 0-0 5,221
Nov. 6 New England at Chicago 0-3 17,312
(Chicago Fire win on aggregate 3-0)

WESTERN CONFERENCE SEMIFINALS

Houston Dynamo (1W) vs. New York Red Bulls (4W)
Nov. 1 Houston at New York 1-1 11,578
Nov. 9 New York at Houston 3-0 30,053
(New York Red Bulls win on aggregate 4-1)

Chivas USA (2W) vs. Real Salt Lake (3W)
Nov. 1 Chivas USA at Real Salt Lake 0-1 14,791
Nov. 8 Real Salt Lake at Chivas USA 2-2 19,265
(Real Salt Lake win on aggregate 3-2)

EASTERN CONFERENCE CHAMPIONSHIP

Nov. 13 Chicago at Columbus 1-2 14,688

WESTERN CONFERENCE CHAMPIONSHIP

Nov. 15 New York at Real Salt Lake 1-0 20,008

MLS CUP 2008

The Home Depot Center – Carson, Calif.
Nov. 23 Columbus vs. New York 3-1 27,000



2007 MAJOR LEAGUE SOCCER PLAYOFF RESULTS

EASTERN CONFERENCE SEMIFINALS

D.C. United (1E) vs. Chicago Fire (4E)

Oct. 25 D.C. United at Chicago 0-1 17,834

Nov. 1 Chicago at D.C. United 2-2 19,438

(Chicago Fire win on aggregate 3-2)

New England Revolution (2E) vs. New York Red Bulls (3E)

Oct. 27 New England at New York 0-0 14,165

Nov. 3 New York at New England 0-1 10,116

(New England Revolution win on aggregate 1-0)

WESTERN CONFERENCE SEMIFINALS

Chivas USA (1W) vs. Kansas City Wizards (5E)

Oct. 27 Chivas USA at Kansas City 0-1 12,442

Nov. 3 Kansas City at Chivas USA 0-0 19,711

(Kansas City Wizards win on aggregate 1-0)

Houston Dynamo (2W) vs. FC Dallas (3W)

Oct. 27 Houston at FC Dallas 0-1 12,537

Nov. 2 FC Dallas at Houston 1-4 (OT) 30,088

(Houston Dynamo win on aggregate 4-2)

EASTERN CONFERENCE CHAMPIONSHIP

Nov. 8 Chicago at New England 0-1 10,317

WESTERN CONFERENCE CHAMPIONSHIP

Nov. 10 Kansas City at Houston 0-2 30,972

MLS CUP 2007

RFK Memorial Stadium – Washington, D.C.

Nov. 18 Houston vs. New England 2-1 39,859

2006 MAJOR LEAGUE SOCCER PLAYOFF RESULTS

EASTERN CONFERENCE SEMIFINALS

D.C. United (1E) vs. New York Red Bulls (4E)

Oct. 21 D.C. United at New York 1-0 8,630

Oct. 29 New York at D.C. United 1-1 21,455

(D.C. United win on aggregate 2-1)

New England Revolution (2E) vs. Chicago Fire (3E)

Oct. 22 New England at Chicago 0-1 10,217

Oct. 28 Chicago at New England 1-2 (OT) 9,372

(aggregate 2-2; Revolution win on penalty kicks 4-2)

WESTERN CONFERENCE SEMIFINALS

FC Dallas (1W) vs. Colorado Rapids (4W)

Oct. 21 FC Dallas at Colorado 2-1 4,176

Oct. 28 Colorado at FC Dallas 3-2 (OT) 15,486

(aggregate 4-4; Rapids win on penalty kicks 5-4)

Houston Dynamo (2W) vs. Chivas USA (3W)

Oct. 22 Houston at Chivas USA 1-2 15,110

Oct. 29 Chivas USA at Houston 0-2 17,440

(Dynamo win on aggregate 3-2)

EASTERN CONFERENCE CHAMPIONSHIP

Nov. 5 New England at D.C. United 1-0 19,552

WESTERN CONFERENCE CHAMPIONSHIP

Nov. 5 Colorado at Houston 1-3 23,107

MLS CUP 2006

Pizza Hut Park – Frisco, Texas

Nov. 12 Houston vs. New England 1-1 22,427

Houston Dynamo win on penalty kicks 4-3



2005 MAJOR LEAGUE SOCCER PLAYOFF RESULTS

EASTERN CONFERENCE SEMIFINALS

New England Revolution (1E) vs. MetroStars (4E)
Oct. 22 New England at MetroStars 0-1 10,003
Oct. 29 MetroStars at New England 1-3 9,581
(Revolution win on aggregate 3-2)

D.C. United (2E) vs. Chicago Fire (3E)
Oct. 21 D.C. United at Chicago Fire 0-0 11,463
Oct. 30 Chicago Fire at D.C. United 4-0 20,089
(Fire win on aggregate 4-0)

WESTERN CONFERENCE SEMIFINALS

S.J. Earthquakes (1W) vs. L.A. Galaxy (4W)
Oct. 23 San Jose at Los Angeles 1-3 17,466
Oct. 29 Los Angeles at San Jose 1-1 17,824
(Galaxy win on aggregate 4-2)

FC Dallas (2W) vs. Colorado Rapids (3W)
Oct. 22 FC Dallas at Colorado 0-0 9,625
Oct. 29 Colorado at FC Dallas 2-2 10,104
(aggregate 2-2; Rapids win on penalty kicks 5-4)

EASTERN CONFERENCE CHAMPIONSHIP

Nov. 6 Chicago at New England 0-1 18,118

WESTERN CONFERENCE CHAMPIONSHIP

Nov. 5 Los Angeles at Colorado 2-0 12,789

MLS CUP 2005

Pizza Hut Park – Frisco, Texas
Nov. 13 Los Angeles vs. New England 1-0 21,193

2004 MAJOR LEAGUE SOCCER PLAYOFF RESULTS

EASTERN CONFERENCE SEMIFINALS

Columbus Crew (1E) vs. New England Revolution (4E)
Oct. 23 Columbus at New England 0-1 5,679
Oct. 31 New England at Columbus 1-1 15,224
(Revolution win on aggregate 2-1)

D.C. United (2E) vs. MetroStars (3E)
Oct. 23 D.C. United at MetroStars 2-0 11,161
Oct. 30 MetroStars at D.C. United 0-2 15,763
(United win on aggregate 4-0)

WESTERN CONFERENCE SEMIFINALS

K.C. Wizards (1W) vs S.J. Earthquakes (4W)
Oct. 24 Kansas City at San Jose 0-2 8,659
Oct. 30 San Jose at Kansas City 0-3 10,022
(Wizards win on aggregate 3-2)

Los Angeles Galaxy (2W) vs. Colorado Rapids (3W)
Oct. 22 Los Angeles at Colorado 0-1 8,028
Oct. 30 Colorado at Los Angeles 0-2 20,026
(Galaxy win on aggregate 2-1)

EASTERN CONFERENCE CHAMPIONSHIP

Nov. 6 New England at D.C. United 3-3 (aet) 21,101
United win 4-3 on penalty kicks

WESTERN CONFERENCE CHAMPIONSHIP

Nov. 5 Los Angeles at Kansas City 0-2 11,931

MLS CUP 2004

The Home Depot Center – Carson, Calif.
Nov. 14 D.C. United vs. Kansas City 3-2 25,797



2003 MAJOR LEAGUE SOCCER PLAYOFF RESULTS

WESTERN CONFERENCE SEMIFINALS

S.J. Earthquakes (1W) vs. L.A. Galaxy (4W)
Nov. 1 San Jose at Los Angeles 0-2 20,201
Nov. 9 Los Angeles at San Jose 2-5 (OT) 14,145
(Earthquakes win on aggregate 5-4)

Kansas City Wizards (2W) vs. Colorado Rapids (3W)
Nov. 4 Kansas City at Colorado 1-1 15,202
Nov. 8 Colorado at Kansas City 0-2 10,712
(Wizards win on aggregate 3-1)

EASTERN CONFERENCE SEMIFINALS

Chicago Fire (1E) vs. D.C. United (4E)
Nov. 1 Chicago at D.C. United 2-0 15,202
Nov. 9 D.C. United at Chicago 0-2 15,312
(Fire win on aggregate 4-0)

New England Revolution (2E) vs. MetroStars (3E)
Nov. 1 New England at MetroStars 2-0 10,211
Nov. 9 MetroStars at New England 1-1 14,823
(Revolution win on aggregate 3-1)

EASTERN CONFERENCE FINAL

Nov. 14 New England at Chicago 0-1 (OT) 14,610

WESTERN CONFERENCE FINAL

Nov. 15 Kansas City at San Jose 2-3 (OT) 16,108

MLS CUP 2003

The Home Depot Center – Carson, Calif.
Nov. 14 San Jose vs. Chicago 4-2 27,000

2002 MAJOR LEAGUE SOCCER PLAYOFF RESULTS

MLS CUP PLAYOFF QUARTERFINALS

Los Angeles Galaxy (1) vs. Kansas City Wizards (8)
Sept. 25 Kansas City at Los Angeles 2-3 14,585
Sept. 28 Los Angeles at Kansas City 1-4 9,484
Oct. 2 Kansas City at Los Angeles 2-5 14,713
(Galaxy win series 6 points to 3)

New England Revolution (2) vs. Chicago Fire (7)
Sept. 26 Chicago at New England 0-2 6,306
Sept. 29 New England at Chicago 1-2 9,434
Oct. 2 Chicago at New England 0-2 6,954
(Revolution win series 6 points to 3)

San Jose Earthquakes (3) vs. Columbus Crew (6)
Sept. 25 Columbus at San Jose 2-1 8,069
Sept. 28 San Jose at Columbus 1-2 13,004
(Crew win series 6 points to 0)

Dallas Burn (4) vs. Colorado Rapids (5)
Sept. 25 Colorado at Dallas 2-4 6,360
Sept. 28 Dallas at Colorado 0-1 9,637
Oct. 2 Colorado at Dallas 1-1 8,008
(Series tied 4-4 on points; Colorado wins series tiebreaker after Game Three)

MLS CUP PLAYOFF SEMIFINALS

Los Angeles (1) vs. Colorado Rapids (5)
Oct. 5 Colorado at Los Angeles 0-4 24,742
Oct. 9 Los Angeles at Colorado 1-0 12,367
(Galaxy win series 6 points to 0)

New England Revolution (2) vs. Columbus Crew (6)
Oct. 6 Columbus at New England 0-0 11,387
Oct. 9 New England at Columbus 1-0 10,245
Oct. 12 Columbus at New England 2-2 9,216
(Revolution win series 5 points to 2)

MLS CUP 2002

Gillette Stadium – Foxborough, Mass.
Oct. 20 Los Angeles vs. New England 1-0 (OT) 61,216



2001 MAJOR LEAGUE SOCCER PLAYOFF RESULTS

MLS CUP PLAYOFF QUARTERFINALS

Miami Fusion (No. 1) vs. Kansas City Wizards (No. 8)
 Sept. 22 Kansas City at Miami 0-2 6,281
 Sept. 26 Miami at Kansas City 0-3 5,803
 Sept. 29 Kansas City at Miami 1-2 8,119
(Miami wins series 6 points to 3)

Chicago Fire (No. 2) vs. Dallas Burn (No. 7)
 Sept. 20 Dallas at Chicago 0-2 8,314
 Sept. 23 Chicago at Dallas 1-1 (OT) 17,149
 Sept. 29 Dallas at Chicago 0-2 12,811
(Chicago wins series 7 points to 1)

Los Angeles Galaxy (No. 3) vs. MetroStars (No. 6)
 Sept. 23 MetroStars at Los Angeles 1-1 (OT) 11,580
 Sept. 26 Los Angeles at MetroStars 1-4 12,817
 Sept. 29 MetroStars at Los Angeles 2-3 6,154
(Series tied 4-4 on points; Los Angeles wins series tiebreaker after Game Three)

Columbus Crew (No. 4) vs. S.J. Earthquakes (No. 5)
 Sept. 22 San Jose at Columbus 3-1 20,883
 Sept. 26 Columbus at San Jose 0-3 10,419
(San Jose wins series 6 points to 0)

MLS CUP PLAYOFF SEMIFINALS

Chicago Fire (No. 2) vs. Los Angeles Galaxy (No. 3)
 Oct. 10 Los Angeles at Chicago 1-1 (OT) 10,388
 Oct. 13 Chicago at Los Angeles 0-1 (OT) 10,100
 Oct. 17 Los Angeles at Chicago 2-1 (OT) 8,320
(Los Angeles wins series 7 points to 1)

Miami Fusion (No. 1) vs. San Jose (No. 5)
 Oct. 10 San Jose at Miami 0-1 9,236
 Oct. 14 Miami at San Jose 0-4 16,119
 Oct. 17 San Jose at Miami 1-0 (OT) 11,242
(San Jose wins series 6 points to 3)

MLS CUP 2001

Columbus Crew Stadium – Columbus, Ohio
 Oct. 21 San Jose vs. Los Angeles 2-1 (OT) 21,626

2000 MAJOR LEAGUE SOCCER PLAYOFF RESULTS

MLS CUP PLAYOFF QUARTERFINALS

Los Angeles Galaxy vs. Tampa Bay Mutiny
 Sept. 14 Los Angeles at Tampa Bay 1-0 5,583
 Sept. 20 Tampa Bay at Los Angeles 2-5 13,851
(Los Angeles wins series 6 points to 0)

MetroStars vs. Dallas Burn
 Sept. 15 Dallas at MetroStars 1-2 (OT) 14,868
 Sept. 20 MetroStars at Dallas 2-1 7,555
(MetroStars win series 6 points to 0)

New England Revolution vs. Chicago Fire
 Sept. 15 New England at Chicago 1-2 10,476
 Sept. 19 Chicago at New England 1-2 10,723
 Sept. 22 New England at Chicago 0-6 5,972
(Chicago wins series 6 points to 3)

Colorado Rapids vs. Kansas City Wizards
 Sept. 16 Colorado at Kansas City 0-1 8,682
 Sept. 20 Kansas City at Colorado 0-0 (OT) 8,789
 Sept. 24 Colorado at Kansas City 2-3 4,156
(Kansas City wins series 7 points to 1)

MLS CUP PLAYOFF SEMIFINALS

Los Angeles Galaxy vs. Kansas City Wizards
 Sept. 29 Los Angeles at Kansas City 0-0 (OT) 11,815
 Oct. 3 Kansas City at Los Angeles 1-2 (OT) 20,849
 Oct. 6 Los Angeles at Kansas City 0-1 (0-1*) 8,320
(Kansas City wins series 5 points to 4 after overtime tiebreaker)*
**After regulation, both teams were tied in the series at four points each and a 20-minute overtime period which KC won 1-0)*

MetroStars vs. Chicago Fire
 Sept. 26 MetroStars at Chicago 0-3 7,141
 Sept. 30 Chicago at MetroStars 0-2 15,476
 Oct. 6 MetroStars at Chicago 2-3 10,133
(Chicago wins series 6 points to 3)

MLS CUP 2000

RFK Stadium – Washington, D.C.
 Oct. 15 Kansas City vs. Chicago 1-0 39,159



1999 MAJOR LEAGUE SOCCER PLAYOFF RESULTS

EASTERN CONFERENCE SEMIFINALS

D.C. United vs. Miami Fusion
 Oct. 16 Miami at D.C. United 0-2 18,011
 Oct. 24 D.C. United at Miami 0-0 (SO 3-2) 8,446
(D.C. United win series 2 games to 0)

Tampa Bay Mutiny at Columbus Crew
 Sept. 17 Tampa Bay at Columbus 0-2 9,188
 Sept. 22 Columbus at Tampa Bay 2-0 14,392
(Columbus win series 2 games to 0)

WESTERN CONFERENCE SEMIFINALS

Colorado Rapids vs. Los Angeles Galaxy
 Oct. 17 Colorado at Los Angeles 0-3 16,307
 Oct. 24 Los Angeles at Colorado 2-0 6,542
(Los Angeles win series 2 games to 1)

Chicago Fire vs. Dallas Burn
 Oct. 16 Chicago at Dallas 1-2 10,980
 Oct. 23 Dallas at Chicago 0-4 13,197
 Oct. 27 Chicago at Dallas 2-3 9,795
(Dallas win series 2 games to 1)

EASTERN CONFERENCE FINALS

D.C. United vs. Columbus Crew
 Oct. 31 Columbus at D.C. United 1-2 14,529
 Nov. 7 D.C. United at Columbus 1-5 12,778
 Nov. 13 Columbus at D.C. United 0-4 21,451
(D.C. United wins series 2 games to 1)

WESTERN CONFERENCE FINALS

Dallas Burn vs. Los Angeles Galaxy
 Sept. 31 Dallas at Los Angeles 1-2 17,372
 Nov. 7 Los Angeles at Dallas 2-2 (3-4 SO) 13,816
 Nov. 11 Dallas at Los Angeles 1-3 25,703
(Los Angeles win series 2 games to 1)

MLS CUP 1999

Foxboro Stadium – Foxborough, Mass.
 Nov. 21 D.C. United vs. Los Angeles 2-0 44,910

1998 MAJOR LEAGUE SOCCER PLAYOFF RESULTS

EASTERN CONFERENCE SEMIFINALS

Columbus Crew vs. MetroStars
 Sept. 30 MetroStars at Columbus 3-5 10,996
 Oct. 3 Columbus at MetroStars 1-1 (3-2 SO) 11,686
(Columbus win series 2 games to 0)

D.C. United vs. Miami Fusion
 Sept. 30 Miami at D.C. United 1-2 15,187
 Oct. 4 D.C. United at Miami 0-0 (3-2 SO) 13,128
(D.C. United win series 2 games to 0)

WESTERN CONFERENCE SEMIFINALS

Colorado Rapids vs. Chicago Fire
 Oct. 1 Colorado at Chicago 1-1 (2-3 SO) 12,610
 Oct. 4 Chicago at Colorado 1-0 6,582
(Chicago win series 2 games to 0)

Los Angeles Galaxy vs. Dallas Burn
 Oct. 1 Dallas at Los Angeles 1-6 10,047
 Oct. 4 Los Angeles at Dallas 3-2 8,130
(Los Angeles win series 2 games to 0)

EASTERN CONFERENCE FINALS

D.C. United vs. Columbus Crew
 Oct. 11 Columbus at D.C. United 0-2 17,755
 Oct. 18 D.C. United at Columbus 2-4 13,193
 Oct. 21 Columbus at D.C. United 0-3 21,453
(D.C. United win series 2 games to 1)

WESTERN CONFERENCE FINALS

Chicago Fire vs. Los Angeles Galaxy
 Oct. 10 Chicago at Los Angeles 1-0 25,107
 Oct. 16 Los Angeles at Chicago 1-1 (SO 1-2) 32,744
(Chicago win series 2 games to 0)

MLS CUP 1998

Rose Bowl – Pasadena, Calif.
 Oct. 25 Chicago vs. D.C. United 2-0 51,530



1997 MAJOR LEAGUE SOCCER PLAYOFF RESULTS

EASTERN CONFERENCE SEMIFINALS

Columbus Crew vs. Tampa Bay Mutiny
 Oct. 5 Columbus at Tampa Bay 2-1 8,272
 Oct. 8 Tampa Bay at Columbus 2-0 13,102
(Columbus wins series 2 games to 0)

New England Revolution vs. D.C. United
 Oct. 5 New England at D.C. United 1-4 12,540
 Oct. 8 D.C. United at New England 1-1 (4-3 SO) 16,233
(D.C. United win series 2 games to 0)

WESTERN CONFERENCE SEMIFINALS

Colorado Rapids vs. Kansas City Wizards
 Oct. 4 Colorado at Kansas City 3-0 10,174
 Oct. 8 Kansas City at Colorado 2-3 13,117
(Colorado wins series 2 games to 0)

Los Angeles Galaxy vs. Dallas Burn
 Oct. 5 Dallas at Los Angeles 0-0 (2-0 SO) 18,921
 Oct. 8 Los Angeles at Dallas 0-3 11,248
(Dallas wins series 2 games to 0)

EASTERN CONFERENCE FINALS

D.C. United vs. Columbus Crew
 Oct. 12 Columbus at D.C. United 2-3 11,820
 Oct. 15 D.C. United at Columbus 1-0 9,506
(D.C. United wins series 2 games to 0)

WESTERN CONFERENCE FINALS

Colorado Rapids vs. Dallas Burn
 Oct. 12 Colorado at Dallas 1-0 7,376
 Oct. 15 Dallas at Colorado 1-2 18,452
(Colorado wins series 2 games to 0)

MLS CUP 1997

RFK Stadium – Washington, D.C.
 Oct. 26 D.C. United vs. Colorado 2-1 57,431

1996 MAJOR LEAGUE SOCCER PLAYOFF RESULTS

EASTERN CONFERENCE SEMIFINALS

D.C. United vs. MetroStars
 Sept. 24 D.C. United at MetroStars 2-2 (6-5 SO) 14,416
 Sept. 27 MetroStars at D.C. United 0-1 21,442
 Oct. 2 MetroStars at D.C. United 1-2 20,423
(D.C. United win series 2 games to 1)

Tampa Bay Mutiny vs. Columbus Crew
 Sept. 25 Tampa Bay at Columbus 2-0 20,807
 Sept. 28 Columbus at Tampa Bay 2-1 13,009
 Oct. 2 Columbus at Tampa Bay 1-4 6,871
(Tampa Bay wins series 2 games to 1)

WESTERN CONFERENCE SEMIFINALS

Dallas Burn vs. Kansas City Wiz
 Sept. 26 Dallas at Kansas City 2-3 4,466
 Sept. 29 Kansas City at Dallas 1-2 10,125
 Oct. 2 Kansas City at Dallas 2-2 (3-2 SO) 9,802
(Kansas City wins series 2 games to 1)

Los Angeles Galaxy vs. San Jose Clash
 Sept. 26 Los Angeles at San Jose 0-1 17,209
 Sept. 29 San Jose at Los Angeles 0-2 27,833
 Oct. 2 San Jose at Los Angeles 0-2 30,231
(Los Angeles wins series 2 games to 1)

EASTERN CONFERENCE FINALS

Tampa Bay Mutiny vs. D.C. United
 Oct. 10 Tampa Bay at D.C. United 1-4 23,566
 Oct. 12 D.C. United at Tampa Bay 2-1 9,339
(D.C. United wins series 2 games to 0)

WESTERN CONFERENCE FINALS

Kansas City Wiz vs. Los Angeles Galaxy
 Oct. 10 Kansas City at Los Angeles 1-2 25,212
 Oct. 13 Los Angeles at Kansas City 1-1 (3-1 SO) 11,041
(Los Angeles wins series 2 games to 0)

MLS CUP 1996

Foxboro Stadium – Foxborough, Mass.
 Oct. 20 D.C. United vs. Los Angeles 3-2 (OT) 34,643

2018 MAJOR LEAGUE SOCCER SEASON NOTES

WINNING THE SUPPORTERS' SHIELD: The New York Red Bulls won the Supporters' Shield for the third time in club history, all coming over the last six seasons.

The Red Bulls overturned a one-point deficit for the top spot in the standings on Decision Day, the 10th time in MLS history the Supporters' Shield was decided on the season's final day – but only the second time in league history one team overcame another to clinch the Shield. The first time was in 2001, when Miami Fusion FC overtook the Chicago Fire in the final round of games played to secure the best overall record (by virtue of better head-to-head record in the regular season).

SUPPORTERS' SHIELD WINNERS

YEAR		W-L-T	PTS	GF	GA	Playoff Result
1996	Tampa Bay Mutiny	20-12-0	58	66	51	East Finals
1997	D.C. United	21-11-0	55	70	53	MLS Cup Champion
1998	Los Angeles Galaxy	24-8-0	68	85	44	West Finals
1999	D.C. United	23-9-0	57	65	43	MLS Cup Champion
2000	Kansas City Wizards	16-7-9	57	47	29	MLS Cup Champion
2001	Miami Fusion FC	16-5-5	53	57	36	Semifinals
2002	Los Angeles Galaxy	16-9-3	51	44	33	MLS Cup Champion
2003	Chicago Fire	15-7-8	53	53	43	MLS Cup Runner-up
2004	Columbus Crew	12-5-13	49	40	32	Quarterfinals
2005	San Jose Earthquakes	18-4-10	64	53	31	Quarterfinals
2006	D.C. United	15-7-10	55	52	38	Semifinals
2007	D.C. United	16-7-7	55	56	34	Quarterfinals
2008	Columbus Crew	17-7-6	57	50	36	MLS Cup Champion
2009	Columbus Crew	13-7-10	49	41	31	Quarterfinals
2010	Los Angeles Galaxy	18-7-5	59	44	26	Semifinals
2011	Los Angeles Galaxy	19-5-10	67	48	28	MLS Cup Champion
2012	San Jose Earthquakes	19-6-9	66	72	43	Quarterfinals
2013	New York Red Bulls	17-9-8	59	58	41	Quarterfinals
2014	Seattle Sounders FC	20-10-4	64	65	50	Semifinals
2015	New York Red Bulls	18-10-6	60	62	43	Semifinals
2016	FC Dallas	17-8-9	60	50	40	Quarterfinals
2017	Toronto FC	20-5-9	69	74	37	MLS Cup Champion
2018	New York Red Bulls	22-7-5	71	62	33	?????

BEST SEASON IN LEAGUE HISTORY: The New York Red Bulls Supporters' Shield-winning season also established a mark in recording 71 standings points, the most of any club in Major League Soccer's 23 seasons, bettering the mark of 69 points set by Toronto FC last season. That total of 69 points was also matched by Atlanta United, who held the league's top record until the season final day.

MOST STANDINGS POINTS, SINGLE SEASON

		W	L	T	PTS	PCT
2018	<i>New York Red Bulls</i>	22	7	5	71	.721
2017	Toronto FC	20	5	9	69	.721
2018	<i>Atlanta United</i>	21	7	6	69	.706
1998	Los Angeles Galaxy	24	8	0	68	.750
2011	LA Galaxy	19	5	10	67	.706
2012	San Jose Earthquakes	19	6	9	66	.691

Both the Red Bulls and Atlanta United also finished the year with better than two points from every game – just the fourth and fifth teams ever in with at least two points per game in an MLS season.



MOST STANDINGS POINTS PER GAME, SINGLE SEASON

		W	L	T	PTS	PPG
1998	Los Angeles Galaxy	24	8	0	68	2.13
2018	<i>New York Red Bulls</i>	22	7	5	71	2.09
2017	Toronto FC	20	5	9	69	2.03
2018	<i>Atlanta United</i>	21	7	6	69	2.03
2005	San Jose Earthquakes	18	4	10	64	2.00

The Red Bulls ended the season with 22 victories – the fourth-most in a single season in league annals, and the first team to record more than 20 wins in a season since the end of the shootout era (since 2000). In the league’s 23 seasons, just 13 teams have ever reached the 20-win plateau – just four of those since the 2000 season.

In addition, 2018 was the first time since the shootout era that two different teams have reached 20 victories in the same year. After three consecutive seasons when multiple clubs claimed 20 or more wins in 1997 (2), 1998 (3) and 1999 (3), it did not happen again – until this year.

MOST WINS IN SINGLE SEASON (SINCE 2000)

		W	L	T	PTS	PCT
2018	New York Red Bulls	22	7	5	71	.721
2018	Atlanta United	21	7	6	69	.706
2014	Seattle Sounders FC	20	10	4	64	.647
2017	Toronto FC	20	5	8	69	.721

MOST WINS IN SINGLE SEASON, SHOOTOUT ERA (1996-1999)

		W	L	T	PTS	PCT	SOW
1998	D.C. United	24	8	0	58	.750	7
1998	Los Angeles Galaxy	24	8	0	68	.750	2
1999	D.C. United	23	9	0	57	.719	6
1997	D.C. United	21	11	0	55	.656	4
1997	Kansas City Wizards	21	11	0	49	.656	7
1996	Tampa Bay Mutiny	20	12	0	58	.625	1
1998	Chicago Fire	20	12	0	56	.625	2
1999	Colorado Rapids	20	12	0	48	.625	6
1999	Los Angeles Galaxy	20	12	0	54	.625	3

BOOKING AN EARLY TICKET: By clinching their place in the Audi MLS Cup Playoffs with eight weeks remaining in the 2018 regular season, Atlanta United recorded the fastest qualification for the postseason in league history. Before this year, the earliest a team had qualified for the MLS Cup Playoffs came with six weeks left, set six times previously (including last year by Toronto FC).

EARLIEST CLINCHING DATE, MLS CUP PLAYOFFS (SINCE 2006)

D.C. United	2006	Week 23 of 29
LA Galaxy	2011	Week 26 of 32
San Jose Earthquakes	2012	Week 27 of 33
Seattle Sounders FC	2014	Week 27 of 33
FC Dallas	2016	Week 27 of 33
Toronto FC	2017	Week 28 of 34
Atlanta United	2018	Week 27 of 35



A HOME WIN RECORD: The Red Bulls won 14 matches at their Red Bull Arena home – equaling the most home wins in a single season in MLS history, equaling the record set by D.C. United 20 years ago. The Red Bulls amassed 43 points from their 17 home matches – the most in a single season in league history, bettering the mark of 42 set last year by Toronto FC. The Red Bulls .853 home winning percentage in 2018 is tied for the fifth-best mark in MLS history.

MOST WINS – SINGLE SEASON (HOME GAMES)

		W	L	T	PTS	PCT
2018	New York Red Bulls	14	2	1	43	0.853
1998	D.C. United	14	2	0	32	0.875
1998	Chicago Fire	13	3	0	39	0.813
1999	Dallas Burn	13	3	0	37	0.813
1999	San Jose Clash	13	3	0	25	0.813
2000	Chicago Fire	13	2	1	40	0.844
2015	FC Dallas	13	2	2	41	0.824
2016	New York Red Bulls	13	2	2	41	0.824
2017	Toronto FC	13	1	3	42	0.853

Both New York City FC (12-1-4) and Los Angeles FC (9-1-7) lost just once at home. Five teams in league history have gone through a home campaign undefeated; NYCFC and LAFC were the 26th and 27th teams in MLS to go through the home season with just a single loss.

AND SUCCESS ON THE ROAD: Atlanta United became the first team since the end of the shootout era – and just the fifth team in MLS history – to record at least 10 road wins. The last team to hit the 10-win plateau away from home was D.C. United in 1999, when they equaled the league record with 13 road victories, the third consecutive year they won at least 10 matches on their travels.

MOST WINS – SINGLE SEASON (ROAD GAMES)

		W	L	T	PTS	PCT
1998	Los Angeles Galaxy	13	3	0	37	0.813
1999	D.C. United	13	3	0	31	0.813
1997	D.C. United	10	6	0	26	0.625
1998	D.C. United	10	6	0	26	0.625
2018	Atlanta United	10	5	2	32	0.688

Both D.C. United and Minnesota United FC won just one away game in 2018. Eight teams in league history have gone through a season winless on the road; D.C. United and Minnesota United were the 21st and 22nd teams in MLS to go through the road slate with just a single win.

2018 also saw three teams break the all-time MLS record for most goals allowed in a single season. Orlando City SC set a new league standard with 74 goals conceded – averaging 2.18 goals allowed per contest, the second-highest average in league history.

The San Jose Earthquakes and Minnesota United FC both allowed 71 goals, surpassing the record last year by Minnesota United FC, when they allowed 70 goals in their inaugural MLS season, breaking the league record which had stood since 1998.

MOST GOALS ALLOWED – SINGLE SEASON

		GP	G	AVG.	W	L	T	PTS	PCT
2018	Orlando City SC	34	74	2.18	8	22	4	28	.294
2018	San Jose Earthquakes	34	71	2.09	4	21	9	21	.250
2018	Minnesota United FC	34	71	2.09	11	20	3	36	.368
2017	Minnesota United FC	34	70	2.06	10	18	6	36	.382
1998	Colorado Rapids	32	69	2.16	16	16	0	44	.500



EXPANSION CLUB HISTORY: Los Angeles Football Club became the second expansion team in as many years to reach the postseason, and the fifth in MLS history, after Atlanta United did it a year ago. The first expansion team to actually clinch a playoff berth came in the league's first expansion – in 1998, when the Chicago Fire went on to win MLS Cup. Their head coach that year? Bob Bradley ... the coach of LAFC this year. (The other expansion teams to reach the MLS Cup Playoffs: 1998 Miami Fusion; 2009 Seattle Sounders FC.)

LAFC reached the postseason after recording the best single season of any expansion team in league history, ending the year with 57 points, one more than the Chicago Fire recorded in 1998. LAFC recorded 15 wins, also the most of any expansion team, and posted the best winning percentage of any expansion team.

BEST SEASON RECORD (EXPANSION TEAMS)

		W	L	T	PTS	PCT
2018	Los Angeles FC	16	9	9	57	.603
1998	Chicago Fire	20	12	0	56	.600
2017	Atlanta United	15	9	10	55	.588

LAFC won seven games away from Banc of California Stadium – tied for the most road wins by an expansion club, and the most of any first-year club in regulation time (the Chicago Fire had two wins by shootout among their seven road wins in their inaugural campaign).

MOST ROAD WINS (EXPANSION TEAMS)

2018	Los Angeles FC	7
1998	Chicago Fire	7 (2 SO)
2009	Seattle Sounders FC	5
2015	Orlando City SC	5

LAFC scored 68 goals through its 34 games, the second-most goals by an expansion team. The all-time mark was set last season, the 70 goals scored by Atlanta United.

MOST GOALS SCORED (EXPANSION TEAMS)

		GP	G
2017	Atlanta United	34	70
2018	Los Angeles FC	34	68
1998	Chicago Fire	32	62
2015	New York City FC	34	49
2015	Orlando City SC	34	46
1998	Miami Fusion	32	46

WAITING TO COME HOME: Los Angeles FC gained 12 points from their first six games of the season – all played away from home while Banc of California Stadium was being completed. The haul was the most of any team opening a season with road trips of six games or more while awaiting completion of home stadiums built for the MLS club, which has now occurred on eight occasions in league history.

The first five came while new homes were being completed: the Columbus Crew in 1999 (Columbus Crew Stadium), the LA Galaxy in 2003 (The Home Depot Center), the Chicago Fire in 2006 (Toyota Park), Sporting Kansas City in 2011 (Sporting Park), the Houston Dynamo in 2012 (BBVA Compass Stadium). Toronto FC in 2015 and 2016 also started the season with long road swings with renovations being made to BMO Field.



Columbus Crew, 1999	11 pts.	(WON 5, LOST 2)
LA Galaxy, 2003	4 pts.	(WON 0, LOST 4, TIED 4)
Chicago Fire, 2006	10 pts.	(WON 2, LOST 3, TIED 4)
Sporting Kansas City, 2011	9 pts.	(WON 1, LOST 6, TIED 3)
Houston Dynamo, 2012	8 pts.	(WON 2, LOST 3, TIED 2)
Toronto FC, 2015	9 pts.	(WON 3, LOST 4, TIED 0)
Toronto FC, 2016	11 pts.	(WON 3, LOST 3, TIED 2)
<i>Los Angeles FC, 2018</i>	<i>12 pts.</i>	<i>(WON 4, LOST 2, TIED 0)</i>

GOING STREAKING: Seattle Sounders FC equaled the record for the longest winning streak since the end of the shootout era (since 2000), winning nine consecutive matches. The streak was the longest contained within a single season over that span, and was tied for the fifth-longest of any winning streak within a single season in league history.

TEAM WINNING STREAK LEADERS – WINS IN REGULATION TIME

	#	START	STOP
Seattle Sounders FC	9	7/21/2018	9/15/2018
Sporting Kansas City	9	10/15/2011	4/18/2012
LA Galaxy	8	3/28/1998	5/17/1998
LA Galaxy	8	4/13/1996	6/1/1996
Chicago Fire	7	6/6/1998	7/4/1998

TEAM WINNING STREAK LEADERS

	#	START	STOP
LA Galaxy	15	9/7/1997	5/17/1998
LA Galaxy	12	4/13/1996	6/26/1996
Chicago Fire	11	5/16/1998	7/4/1998
D.C. United	11	7/25/1999	9/25/1999
Seattle Sounders FC	9	7/21/2018	9/15/2018
D.C. United	9	7/2/1998	8/26/1998
Sporting Kansas City	9	10/15/2011	4/18/2012
Tampa Bay Mutiny	9	8/31/1996	4/12/1997
Columbus Crew SC	8	8/4/1996	9/15/1996

The San Jose Earthquakes equaled an all-time MLS record, going winless over 11 consecutive games at Avaya Stadium from March 31 to Aug. 25. The mark tied the record set by the Colorado Rapids over the end of the 2014 season and the start of 2015 – and was the longest home winless run contained within a single season in MLS, besting the LA Galaxy's 10-game skein without a win at StubHub Center set last year.

TEAM HOME WINLESS STREAK LEADERS

TEAM	#	START	STOP
Colorado Rapids	11	8/2/2014	5/8/2015
San Jose Earthquakes	11	3/31/2018	8/25/2018
LA Galaxy	10	4/23/2017	8/27/2017
Chicago Fire	10	4/17/2011	8/18/2011
Toronto FC	9	3/30/2013	7/20/2013
LA Galaxy	9	10/15/2005	6/24/2006
Real Salt Lake	9	8/13/2005	5/6/2006
San Jose Earthquakes	9	6/21/2000	8/26/2000



Orlando City SC approached an all-time MLS record when they went nine consecutive games without a victory from May 13 to July 7. The streak is tied for the fourth-longest in league annals, and tied for second-longest since the end of the shootout era.

The Orlando City streak came on the heels of a six-game winning streak from March 31-May 6 – according to the Elias Sports Bureau, OCSC was the first team in Major League Soccer’s 23 seasons to have a winning streak of at least six games followed by a losing streak of at least six games.

TEAM LOSING STREAK LEADERS

TEAM	#	START	STOP
MetroStars	12	7/4/1999	9/5/1999
Sporting Kansas City	10	9/17/1998	4/28/1999
Real Salt Lake	10	8/10/2005	10/5/2005
New England Revolution	9	7/20/1997	9/9/1997
New England Revolution	9	5/13/1998	7/1/1998
Toronto FC	9	3/17/2012	5/19/2012
Orlando City SC	9	5/13/2018	7/7/2018

NEVER OUT OF THE BIG DANCE: Seattle Sounders FC have reached the MLS Cup Playoffs in each of their 10 seasons as a member of the league – now having tied the all-time MLS record for consecutive postseason appearances, set by the LA Galaxy over the first 10 seasons of the league’s existence (1996-2005).

Sounders FC have been joined by the New York Red Bulls this year, as they reached the postseason for a ninth consecutive season, now the third-longest streak in MLS history.

CONSECUTIVE APPEARANCES – MLS CUP PLAYOFFS

TEAM	SEASONS	START	STOP
LA Galaxy	10	1996	2005
Seattle Sounders FC	10	2009	
New York Red Bulls	9	2010	
Sporting Kansas City	8	2011	
LA Galaxy	8	2009	2016
New England Revolution	8	2002	2009
FC Dallas	7	1996	2002
Real Salt Lake	7	2008	2015

There will be a new MLS Cup champion in 2018, as Toronto FC will not have the opportunity to defend their title after coming up short of advancing to the Audi 2018 MLS Cup Playoffs.

On four occasions in MLS history has the defending champion not participated in the postseason the year after winning the title:

2000	D.C. United
2005	LA Galaxy
2016	Portland Timbers
2018	Toronto FC

Josef Martínez of Atlanta United smashed the league’s all-time goalscoring record, scoring 31 goals in 34 games, breaking the single-season mark which was set in the league’s inaugural season of 1996 by Roy Lassiter and only matched twice along the way, by Chris Wondolowski in 2012 and Bradley Wright-Phillips in 2014.



MOST GOALS, SINGLE SEASON

YEAR	PLAYER	TEAM	GP	GOALS
2018	Josef Martinez	ATL	34	31
1996	Roy Lassiter	TB	30	27
2012	Chris Wondolowski	SJ	32	27
2014	Bradley Wright-Phillips	NYR	32	27
1998	Stern John	CLB	27	26
2000	Mamadou Diallo	TB	28	26
2016	Bradley Wright-Phillips	NYR	34	24
2002	Carlos Ruiz	LA	26	24
2017	Nemanja Nikolic	CHI	34	24
2016	David Villa	NYC	33	23
2002	Taylor Twellman	NE	28	23
1996	Raul Diaz Arce	DC	28	23
2013	Camilo Sanvezzo	VAN	32	22
2014	Dom Dwyer	KC	33	22
2015	Sebastian Giovinco	TOR	32	22
2015	Kei Kamara	CLB	32	22
2017	David Villa	NYC	31	22
2018	Zlatan Ibrahimovic	LA	27	22

Martínez equaled his single-season record with three hat tricks in 2018, which he also achieved a year ago. On six occasions have three hat tricks been scored in a season – three times since the end of the 2000 season. Martínez has done it twice – and Wright-Phillips the third. Martínez has also become the all-time MLS career leader with six hat tricks.

MOST HAT TRICKS, SINGLE SEASON

YEAR	PLAYER	TEAM	GP	HATS	GOALS
1998	Stern John	CLB	27	3	26
1998	Cobi Jones	LA	24	3	19
2000	Diego Serna	MIA	31	3	16
2014	Bradley Wright-Phillips	NY	32	3	27
2017	Josef Martinez	ATL	20	3	19
2018	Josef Martinez	ATL	34	3	31

MOST HAT TRICKS, CAREER

PLAYER	TEAM	GP	HATS
Josef Martinez	2017-18	42	6
Stern John	1998-99	55	5
Diego Serna	1998-2005	124	5
Edson Buddle	2001-15	304	4
Mamadou Diallo	2000-02	74	4
Landon Donovan	2001-16	340	4
Sebastian Giovinco	2015-18	103	4
Cobi Jones	1996-2007	306	4
Robbie Keane	2011-16	125	4
Chris Wondolowski	2005-18	312	4
Bradley Wright-Phillips	2013-18	158	4



Martínez also equaled the league's all-time goalscoring record over consecutive games, netting goals in nine matches in a row from June 30-Aug. 24. The record equaled the mark set last year by Diego Valeri of the Portland Timbers. The record of seven consecutive games was set by three different players until Valeri's record-setting streak.

CONSECUTIVE GAMES WITH GOALS

#	PLAYER	TM	START	STOP
9	Diego Valeri	POR	7/29/2017	9/24/2017
9	<i>Josef Martinez</i>	ATL	6/30/2018	8/24/2018
7	Raul Diaz Arce	DC	4/12/1997	7/4/1997
7	Wolde Harris	NE	7/19/2000	8/26/2000
7	Carlos Ruiz	DAL	5/6/2006	6/11/2006

Martínez also put together the second-greatest season production-wise in MLS history, with a combined 37 goals and assists, one shy of the all-time league record set by Sebastian Giovinco in 2015. Zlatan Ibrahimovic had a combined 32 goals and assists (22 goals, 10 assists), equaling the sixth-best season in the league's history.

MOST COMBINED GOALS AND ASSISTS, SINGLE SEASON MLS HISTORY

			GP	G	A	G+A
2015	Sebastian Giovinco	TOR	33	22	16	38
2018	<i>Josef Martinez</i>	ATL	34	31	6	37
2012	Chris Wondolowski	SJ	32	27	7	34
2014	Robbie Keane	LA	29	19	14	33
1999	Jason Kreis	DAL	32	18	15	33
2018	<i>Zlatan Ibrahimovic</i>	LA	27	22	10	32
2017	Diego Valeri	POR	32	21	11	32
2016	Sebastian Giovinco	TOR	28	17	15	32
1998	Cobi Jones	LA	24	19	13	32

WRIGHT-PHILLIPS MOVES UP THE CHARTS: Bradley Wright-Phillips of the New York Red Bulls had a record-setting season of his own in 2018. Wright-Phillips scored the 100th league goal of his MLS career July 25 at D.C. United – in his 159th regular-season appearance, the fastest player to reach the century mark in MLS.

The previous fastest player to reach the 100-goal mark in MLS history was Taylor Twellman, who scored 100 goals in his first 174 appearances with the New England Revolution from 2002-09.

FASTEST TO 100 GOALS, MLS HISTORY

Bradley Wright-Phillips	159
Taylor Twellman	174
Chris Wondolowski	210
Ante Razov	217

- Credit: Elias Sports Bureau

With 20 goals on the season, Wright-Phillips became the first player in MLS history to reach the 20-goal mark in three different campaigns (also: 2014, 2016). Wright-Phillips also became the first player in league annals to score 15 or more goals in five consecutive seasons, breaking the tie he held with Robbie Keane, who did it from 2012-15.



CONSECUTIVE SEASONS WITH 15+ GOALS

Bradley Wright-Phillips	4	2014-17
Robbie Keane	4	2012-15
Raul Diaz Arce	3	1996-98
Chris Wondolowski	3	2010-12
Sebastian Giovinco	3	2015-17
David Villa	3	2015-17

- *Credit: Elias Sports Bureau*

WONDOLOWSKI ENDS ONE STEP AWAY: Ending the season just one goal away from equaling the all-time MLS goalscoring record, Chris Wondolowski of the San Jose Earthquakes has already added to his legacy of remarkable goal-getting achievements.

Wondolowski scored career league goal No. 144 in his club's 3-1 loss to the New York Red Bulls on Oct. 6, his 10th goal of the 2018 season. It was Wondolowski's ninth season with 10 goals or more – now all alone with the most of any player in MLS history. Landon Donovan – whose 145 league goals still hold the all-time MLS leadership – is now second with eight seasons with 10-plus goals.

MOST SEASONS WITH 10+ GOALS

	GOALS	GAMES	10+ G SEASONS
Chris Wondolowski	144	325	9
Landon Donovan	145	340	8
Jeff Cunningham	134	365	7
Jaime Moreno	133	340	7
Ante Razov	114	262	7
Taylor Twellman	101	174	5
Bradley Wright-Phillips	106	169	5
Carlos Ruiz	89	183	5
Robbie Keane	83	125	5
Juan Pablo Angel	72	152	5
Diego Valeri	68	179	5
Fredy Montero	60	152	5

Even more remarkably, Wondolowski has done his nine 10-plus goal seasons over each of the last nine seasons – far and away the most consecutive seasons with 10 or more goals in league annals.

CONSECUTIVE SEASONS WITH 10+ GOALS

SEASONS		FROM	TO
9	Chris Wondolowski	2010	2018
5	Juan Pablo Angel	2007	2011
5	Robbie Keane	2012	2016
5	Carlos Ruiz	2002	2006
5	Bradley Wright-Phillips	2014	2018

- *Credit: Elias Sports Bureau*

Wondolowski ended the year one goal away from the all-time record held by Landon Donovan, with 144 career league goals. Wondolowski also netted his 20th career multiple-goal game, tied for fifth-most in MLS history.



MOST GOALS, MLS CAREER (LEAGUE GAMES)

PLAYER	GP	GOALS
Landon Donovan	340	145
Chris Wondolowski	327	144
Jeff Cunningham	365	134
Jaime Moreno	340	133
Ante Razov	262	114
Kei Kamara	309	110
Jason Kreis	305	108
Bradley Wright-Phillips	167	105
Dwayne De Rosario	343	104
Taylor Twellman	174	101

MOST MULTI-GOAL GAMES, MLS CAREER (LEAGUE GAMES)

PLAYER	GP	GAMES
Landon Donovan	340	32
Jeff Cunningham	365	22
Ante Razov	262	22
Bradley Wright-Phillips	167	21
Robbie Keane	125	20
Chris Wondolowski	327	20

Wondolowski scored vs. Los Angeles FC on June 9, leaving no other opponents against whom he has not scored. Wondolowski has scored against 24 different teams in his MLS career, leaving just two – Miami Fusion and Tampa Bay Mutiny, both of which were disbanded before he came into the league.

	GOALS	OPPONENTS	NO GOALS VS.
Chris Wondolowski	144	24	MIA-TB
Kei Kamara	112	22	ATL-LFC-MIA-TB
Will Bruin	64	21	ATL-LFC-RSL-MIA-TB
Lee Nguyen	54	21	ATL-LFC-NE-MIA-TB
Fabian Espindola	64	20	ATL-LFC-MIN-ORL-MIA-TB
Sebastien Le Toux	59	20	MIN-ORL-NYC-LFC-MIA-TB
Dominic Oduro	63	20	ATL-MIN-SEA-LFC-MIA-TB
Clint Dempsey	71	20	ATL-LFC-PHI-SEA-MIA-TB

• *Credit: Elias Sports Bureau*

10-PLUS MEN ALL THE RAGE: Four different teams had at least three goalscorers with 10-plus goals – a first for Major League Soccer’s 23 seasons. Just once previously had there been a season where more than one team had three 10-plus goalscorers – in 1998, when the LA Galaxy, D.C. United and the Colorado Rapids all saw three players reach double digits in goals.

Los Angeles FC became the first expansion team to have three 10-goal scorers when they performed the feat this season.



PLAYERS WITH 10+ GOALS, ONE TEAM IN ONE SEASON (minimum 3)

2018 DC	Wayne Rooney (12), Luciano Acosta (10), Darren Mattocks (10)
2018 LA	Zlatan Ibrahimovic (22), Ola Kamara (14), Romain Alessandrini (11)
2018 SJ	Danny Hoesen (12), Vako Qazaishvili (10), Chris Wondolowski (10)
2018 LFC	Carlos Vela (14), Diego Rossi (12), Adama Diomande (12)
2017 HOU	Erick Torres (14), Mauro Manotas (10), Alberth Elis (10)
2012 SJ	Chris Wondolowski (27), Alan Gordon (13), Steven Lenhart (10)
2002 COL	Chris Carrieri (11), Mark Chung (11), Chris Henderson (11)
2000 MET	Adolfo Valencia (16), Alex Comas (13), Clint Mathis (13)
1998 COL	Wolde Harris (13), Paul Bravo (11), Ross Paule (10)
1998 DC	Roy Lassiter (18), Jaime Moreno (16), Marco Etcheverry (10)
1998 LA	Cobi Jones (19), Welton (17), Mauricio Cienfuegos (13)
1997 SJ	Ronald Cerritos (12), Jeff Baicher (10), Lawrence Lozzano (10)
1996 SJ	Paul Bravo (13), Eduardo Espinoza (10), Eric Wynalda (10)

NO DAYS OFF: When Ryan Meara stepped in between the posts for the New York Red Bulls in their game against Atlanta United at Mercedes-Benz Stadium on May 20, it was the first time in nearly six years a goalkeeper not named Luis Robles played for the club in an MLS league match.

Robles made his MLS debut on Sept. 29, 2012, playing against Toronto FC at Red Bull Arena, coming in for Bill Gaudette, who had started 12 games in a row. (Gaudette himself had stepped in for ... Ryan Meara.) That start by Robles began a streak of 183 consecutive games played, games started, and complete games played – all MLS records.

MOST UNINTERRUPTED APPEARANCES, MLS HISTORY

Luis Robles	183	2012-2018
Chris Klein	141	2005-2009
David Ousted	113	2013-2016
Kevin Hartman	112	2006-2009

With his 183 consecutive 90-minute appearances, Robles surpassed the total of Kevin Hartman, whose uninterrupted streak of 112 games was comprised of complete games. (Third in that list is Jimmy Nielsen, with 90 complete games played.)

The longest streak of consecutive complete games by an outfield player, according to the Elias Sports Bureau, is held by Sebastien Le Toux – who announced his retirement from professional soccer earlier this season.

MOST CONSECUTIVE COMPLETE GAMES (OUTFIELD PLAYERS)

Sebastien Le Toux	70	2010–12
Peter Vermes	67	1998–2000
Drew Moor	66	2009–11

• Credit: Elias Sports Bureau

DOUBLE-DOUBLES SET NEW MARK: History was set this season when 11 players reached double-digits in both goals and assists – Miguel Almiron (Atlanta United), Sebastian Giovinco (Toronto FC), Ignacio Piatti (Montréal Impact), Darwin Quintero (Minnesota United FC), Diego Valeri (Portland Timbers), Carlos Vela (Los Angeles FC), Zlatan Ibrahimovic (LA Galaxy), Alberth Elis (Houston Dynamo), Luciano Acosta (D.C. United), Sebastian Blanco (Portland Timbers) and Johnny Russell (Sporting Kansas City).

Valeri reached double figures in goals and assists for a fourth time in his MLS career this year, becoming just the third player in league history to hit the 10-10 record (along with Jaime Moreno and Preki). In the 22 years of MLS history, double figures in both goals and assists have now been reached 59 times.



10 GOALS, 10 ASSISTS, SINGLE-SEASON (BY YEAR)		
2018	11	Acosta, Almiron, Blanco, Elis, Giovinco, Ibrahimovic, Piatti, Quintero, Russell, Valeri, Vela
1998	8	Cerritos, Cienfuegos, Etcheverry, Hurtado, Jones, Welton, Moreno, Preki
2014	7	Dempsey, Donovan, Henry, Keane, Martins, Morales, Valeri
2015	4	Dempsey, Feilhaber, Finlay, Giovinco
2017	4	Valeri, Villalba, Alessandrini, Nguyen

MOST SEASONS WITH 10+ GOALS, 10+ ASSISTS

4	Jaime Moreno	1998, 1999, 2006, 2008
4	Preki	1996, 1997, 1998, 2003
4	<i>Diego Valeri</i>	<i>2013, 2014, 2017, 2018</i>
3	<i>Sebastian Giovinco</i>	<i>2015, 2016, 2018</i>

- *Credit: Elias Sports Bureau*

THE YOUNG SHALL LEAD: Youth was served this season when two of the youngest goalscorers in league history found the back of the net.

Gianluca Busio scored for Sporting Kansas City on Oct. 17 vs. Vancouver, the first goal of his professional career. At age 16 years, 142 days, Busio is the second-youngest player to score a goal in Major League Soccer history.

Just two weeks earlier, George Bello scored at age 16 years, 257 days, at the time making him the sixth-youngest player to score in MLS. Just eight players aged 16 or younger have scored goals in MLS history.

YOUNGEST PLAYER TO SCORE A GOAL (MLS LEAGUE GAME)

14.320	Freddy Adu
16.142	Gianluca Busio
16.161	Jesus Ferreira *
16.173	Diego Fagundez *
16.217	Santino Quaranta
16.253	Eddie Gaven
16.257	George Bello
16.312	Jack McBean *

- *scored on MLS debut*

Earlier in the season, Busio had become the second-youngest player in MLS history to record an assist, just the fifth player under 17 years of age to record an assist in league history.

YOUNGEST PLAYER TO RECORD AN ASSIST (MLS LEAGUE GAMES)

Freddy Adu	5/22/2004	DC at COL	14 years, 355 days
Gianluca Busio	8/4/2018	KC at HOU	16 years, 68 days
Diego Fagundez	9/25/2011	NE at CHI	16 years, 223 days
Santino Quaranta	6/13/2001	DC vs MET	16 years, 242 days
Alphonso Davies	8/23/2017	VAN vs SEA	16 years, 294 days

- *Credit: Elias Sports Bureau*

On June 9 game, Alphonso Davies of Vancouver Whitecaps FC became the youngest player in MLS history to have four goals-plus-assists in one game, as well as the youngest player to record three assists in a single contest. When he scored his first career goal on March 4 vs. Montréal, he became the 11th-youngest player to score a goal in league history.



YOUNGEST TO RECORD 3 ASSISTS IN ONE GAME

AGE	G	A		DATE	RESULT
17.219	1	3	Alphonso Davies	6/9/2018	VAN vs ORL W 5-2
17.347	0	3	Bobby Convey	5/9/2001	DC vs NE W 5-0

- Credit: Elias Sports Bureau

YOUNGEST WITH 4 GOALS PLUS ASSISTS IN ONE GAME

AGE	G	A		DATE	RESULT
17.219	1	3	Alphonso Davies	6/9/2018	VAN vs ORL W 5-2
19.157	2	2	Landon Donovan	8/8/2001	SJ at NE W 5-1

- Credit: Elias Sports Bureau

Davies also became the youngest player in MLS history to record 10 or more assists in a single season, the first ever aged 18 or younger.

YOUNGEST PLAYER TO RECORD 10 OR MORE ASSISTS

	AGE	YEAR
Alphonso Davies	17.268	2018
Landon Donovan	19.174	2001
Andy Williams	21.001	1998

- Credit: Elias Sports Bureau

RACKING 'EM UP FAST: Real Salt Lake became the first team in league history to score at least six goals in back-to-back games, following their 6-0 win against the Colorado Rapids on Aug. 25, followed by their 6-2 win against the LA Galaxy on Sept. 1.

Combined with their 2-1 win against the Houston Dynamo on Aug. 18, Real also have scored the second-most goals over a three-game span – 14 goals in that period, which was also previously achieved by three clubs, including Atlanta United last season.

Per the Elias Sports Bureau, the league record for goals over a three-game stretch is currently held by the LA Galaxy, with 15 goals from June 4-18, 1998, which included the all-time record MLS goalscoring output in a game (8-1 win vs. Dallas), as well a seven-goal outburst (7-4 win vs. Colorado). Real Salt Lake would stand in line to take over that mark with another offensive explosion this weekend vs. Minnesota United FC.

MOST GOALS, THREE-GAME SPAN

Los Angeles Galaxy	15	6/4/1998	6/18/1998
Atlanta United	14	9/13/2017	9/20/2017
Los Angeles Galaxy	14	4/25/1998	5/6/1998
Miami Fusion	14	6/2/2001	6/16/2001
Real Salt Lake	14	8/18/2018	9/1/2018

- Credit: Elias Sports Bureau

MOST GOALS, CONSECUTIVE GAMES (ALL-TIME)

Los Angeles Galaxy	13	6/4/1998 LA 8 at DAL 1	6/7/1998 LA 5 vs NE 1
Real Salt Lake	12	8/25/2018 RSL 6 at COL 0	9/1/2018 RSL 6 vs LA 2
Los Angeles Galaxy	11	5/6/1998 LA 7 vs COL 4	5/17/1998 LA 4 at CLB 2
Miami Fusion	11	6/2/2001 MIA 6 vs DAL 2	6/9/2001 MIA 5 vs KC 1

- Credit: Elias Sports Bureau



THROWING BLANKS: Sporting Kansas City defeated Minnesota United FC 2-0 on Aug. 25 at Children's Mercy Park, their fourth consecutive victory by shutout.

The four consecutive shutout wins ties the MLS record, achieved seven times previously, according to the Elias Sports Bureau. One of those occasions was by Sporting KC, winning their final two games in 2011, and their first two games in 2012, both without conceding a goal. Earlier this year, New York City FC became the seventh team to win in a row by shutout, when they did it from May 18-June 19.

CONSECUTIVE VICTORIES BY SHUTOUT

Colorado Rapids	4	7/9/2003	8/9/2003
New England Revolution	4	4/27/2005	5/14/2005
Los Angeles Galaxy	4	10/24/2009	4/10/2010
Sporting KC	4	10/15/2011	3/17/2012
San Jose Earthquakes	4	8/14/2015	8/28/2015
New York Red Bulls	4	5/18/2016	6/19/2016
New York City FC	4	7/8/2018	7/26/2018
Sporting KC	4	8/4/2018	8/25/2018

• Credit: Elias Sports Bureau

HAVING A BIG MONTH: Darwin Quintero of Minnesota United scored six goals and added six assists in six games in the month of July – the 12 combined goals and assists the second-most in a single calendar month in MLS history, according to the Elias Sports Bureau.

Quintero scored a hat trick July 4 vs. Toronto FC – the first in Minnesota United's MLS history. Quintero also added three two-assist games – vs. Real Salt Lake on July 14, vs. Los Angeles FC on July 22, and vs. Vancouver Whitecaps FC on July 28.

MOST COMBINED GOALS AND ASSISTS, ONE MONTH

	TEAM	G+A	G	A	MONTH
Diego Serna	MIA	13	8	5	June 2001
Clint Mathis	MET	12	7	5	August 2000
Darwin Quintero	MIN	12	6	6	July 2018

• Credit: Elias Sports Bureau

SEEING RED: The Houston Dynamo became the second team in history in MLS league play to receive three red cards in a single game on Aug. 4 vs. Sporting Kansas City at BBVA Compass Stadium – in the process becoming the first team ever to play with only eight men on the field in a league match.

Once previously in a regular season game had a team seen three red cards: Miami Fusion FC, on Aug. 21, 1999, in a shootout loss to D.C. United at Lockhart Stadium in Fort Lauderdale. One of those red cards was issued to a player leaving the field after already having been substituted.

The only other time in MLS competition where a team saw three red cards also involved the Houston Dynamo – in their 3-0 win vs. the Montréal Impact in the Knockout Round of the 2013 MLS Cup Playoffs. The Impact saw three players sent off, the final two just before the regulation 90 minutes ended.

MOST EJECTIONS, SINGLE GAME (MLS REGULAR SEASON)

8/21/1999	MIA 2 vs DC 2 (0-2)	Cullen 9'; Vargas 9' (after sub); Heaps 65'
8/4/2018	HOU 0 vs KC 1	Fuenmayor 14'; Ceren 94+'; Elis 98+'

MOST EJECTIONS, SINGLE GAME (MLS CUP PLAYOFFS)

10/31/2013	HOU 3 vs MTL 0	Rivas 70'; Di Vaio 89'; Romero 89'
------------	----------------	------------------------------------



The Philadelphia Union had two players sent off in the 19th minute of their 3-1 loss to Atlanta United at Mercedes-Benz Stadium on June 2. It marked the longest amount of time in any league match in MLS history a team had played two players down.

Just seven times in MLS history has a team seen two players sent off before halftime. One of those occasions saw two players sent off after just nine minutes, when Miami Fusion FC received two red cards in a 3-2 loss to D.C. United on Aug. 21, 1999, but one of the red cards was to a player who had already been substituted off the field.

EARLIEST TWO RED CARDS, MLS HISTORY

		1st RED	2nd RED
6/2/2018	PHI at ATL L 1-3	19	19
5/6/2012	DAL vs COL L 0-2	34	36
5/7/2011	CHV at RSL L 0-1	25	38
9/13/2017	NE at ATL L 0-7	16	38
10/25/2008	NE vs KC L 1-3	26	42

MAKING A FAST ONE STAND UP: When Ulises Segura of D.C. United scored after 43 seconds in his team’s win against Columbus Crew SC on Saturday evening at Navy-Marine Corps Memorial Stadium, it was the third-fastest goal scored from the start of a game in the club’s 23-year history.

United ended with a 1-0 victory – making the only goal of the game stand up for 89 minutes, 17 seconds (plus stoppage time). It was the third-longest in MLS history a team had held on for a 1-0 win. Six times in all a 1-0 win has come with the only goal scored in the first minute.

29 seconds	Saer Sene	3/24/2012	NE vs POR W 1-0
35 seconds	Missael Espinoza	8/25/1996	SJ vs COL W 1-0
43 seconds	Ulises Segura	4/14/2018	DC vs CLB W 1-0
48 seconds	Ronald Cerritos	5/23/1998	SJ at KC W 1-0
48 seconds	Dillon Serna	8/22/2015	COL at CHI W 1-0
58 seconds	Sebastian Giovinco	4/16/2016	TOR at DC W 1-0

• Credit: Elias Sports Bureau

NOTHING LIKE A FIRST IMPRESSION: Zlatan Ibrahimović made his LA Galaxy debut one for the ages, when he was just the third player in MLS annals to score the game-tying goal and the game-winning goals on his debut.

Ibrahimović was just the third player to score two goals after coming on as a substitute in his MLS debut – Alex Pineda Chacón in 2001, and Charlie Davies in 2011, the other two. He became the 16th player in MLS history to score two goals in his first league game (no player has ever scored a hat trick on their debut), according to the Elias Sports Bureau.

GAME-TYING PLUS GAME-WINNING GOALS ON MLS DEBUT

			ENTER	GTG	GWG
Alex Pineda Chacon	4/7/2001	MIA vs COL W 2-1	60	68	72
Carlos Ruiz	3/23/2002	LA vs DC W 2-1	start	85	92
Zlatan Ibrahimovic	3/31/2018	LA vs LFC W 4-3	71	77	91+

The goals led the Galaxy back from 0-3 down for a 4-3 win – just the second time in MLS history, in 5,114 league matches, a team overturned a three-goal deficit for a victory. (It took 4,916 games for the first, when Seattle Sounders FC came back from 0-3 down to defeat D.C. United 4-3, July 19, 2017).

**2018 ALCATEL
MLS PLAYERS OF THE WEEK**

WEEK 1: Danny Hoesen (San Jose Earthquakes)
WEEK 2: Diego Rossi (Los Angeles FC)
WEEK 3: Josef Martínez (Atlanta United)
WEEK 4: Bradley Wright-Phillips (New York Red Bulls)
WEEK 5: Zlatan Ibrahimovic (LA Galaxy)
WEEK 6: Tim Melia (Sporting Kansas City)
WEEK 7: Alvas Powell (Portland Timbers)
WEEK 8: Johnny Russell (Sporting Kansas City)
WEEK 9: Miguel Almiron (Atlanta United)
WEEK 10: Ignacio Piatti (Montreal Impact)
WEEK 11: Gyasi Zardes (Columbus Crew SC)
WEEK 12: Bradley Wright-Phillips (New York Red Bulls)
WEEK 13: Cristian Techera (Vancouver Whitecaps FC)
WEEK 14: Josef Martínez (Atlanta United)
WEEK 15: Alphonso Davies (Vancouver Whitecaps FC)
WEEK 16: Ignacio Piatti (Montreal Impact)
WEEK 17: Borek Dockal (Philadelphia Union)
WEEK 18: Adama Diomande (Los Angeles FC)
WEEK 19: Darwin Quintero (Minnesota United FC)
WEEK 20: Jesús Medina (New York City FC)
WEEK 21: Josef Martínez (Atlanta United)
WEEK 22: Zlatan Ibrahimovic (LA Galaxy)
WEEK 23: Vako Qazaishvili (San Jose Earthquakes)
WEEK 24: Luciano Acosta (D.C. United)
WEEK 25: Wayne Rooney (D.C. United)
WEEK 26: Josef Martínez (Atlanta United)
WEEK 27: Damir Kreilach (Real Salt Lake)
WEEK 28: Sebastian Blanco (Portland Timbers)
WEEK 29: Bradley Wright-Phillips (New York Red Bulls)
WEEK 30: Jay Simpson (Philadelphia Union)
WEEK 31: Luciano Acosta (D.C. United)
WEEK 32: Sebastian Blanco (Portland Timbers)
WEEK 33: Carlos Vela (Los Angeles FC)
WEEK 34: Wayne Rooney (D.C. United)
WEEK 35:

**2018 MLS PLAYERS OF THE MONTH
presented by EA SPORTS**

MARCH: Felipe Gutiérrez (Sporting Kansas City)
APRIL: Miguel Almiron (Atlanta United)
MAY: Zack Steffen (Columbus Crew SC)
JUNE: Adama Diomande (Los Angeles FC)
JULY: Josef Martínez (Atlanta United)
AUGUST: Josef Martínez (Atlanta United)
SEPTEMBER: Luciano Acosta (D.C. United)
OCTOBER:



PLAYOFF DISCIPLINARY GUIDELINES

2.1. Yellow Card Accumulations Entering the Playoffs

Yellow card accumulation thresholds are reset entering the Playoffs.

- A player who reaches an accumulation threshold in the last MLS Regular Season match (e.g. Fifth, Eighth, etc.) **IS ELIGIBLE** for the Playoffs and **IS ELIGIBLE** for the first Regular Season match of the following season.
- A player who receives a red card in his last MLS regular season match **IS SUSPENDED** for the next match for which he is eligible including a Playoff match(es) or the first regular season match of the following season.
- A player sanctioned by the Disciplinary Committee will have any corresponding suspension applied to the next match(es) for which he is eligible including a Playoff match(es) or the next Regular Season match(es).

2.2. Yellow Card Accumulations during MLS Playoffs

Once the Playoffs begin and up until MLS Cup (when playoff yellow card accumulation will again reset), a player accumulating two (2) yellow cards will be suspended for the next Playoff match for which he is eligible with the exception detailed below (if a player's Club does not advance in the MLS Cup Playoffs, the suspension **DOES NOT** carry over to the next MLS Regular Season).

- A player who accumulates two (2) yellow cards in any of the following matches **IS SUSPENDED** for his next match: Knockout Round, Conference Semifinal Leg One, Conference Semifinal Leg Two, Conference Championship Leg One.
- A player who earns his second yellow card in the Conference Championship Leg Two **IS ELIGIBLE** to play in MLS Cup. For the avoidance of doubt, playoff yellow card accumulation resets entering MLS Cup (or following the Conference Championships).

A player who earns two (2) yellow cards in the same match **IS SUSPENDED** for the next match for which he is eligible including MLS Cup.

For Playoffs, if a player earns two (2) yellow cards in the same match, neither yellow card will count against his playoff yellow card accumulation.

- Example: If a player earns a yellow card in the Knockout Round and then two (2) yellow cards in the Conference Semifinal Leg Two, that player would be suspended for the Conference Championship Leg One due to the red card/second caution but would remain on one (1) yellow card for his accumulation total. If the player's Club does not advance in the Playoffs, the red card suspension will carry over to the next MLS regular season.

2.3. Red Card Accumulation during the Playoffs

A player who earns a straight red card in the same match in which he previously earned his second cumulative yellow card **WILL BE SUSPENDED** for his next two (2) Playoff matches.

- Example: A player earns a yellow card in the Knockout Round match. He then earns a yellow card (his second cumulatively) in the Conference Semifinal Leg Two and a straight red card (different from earning a second yellow card) in the same match. The player **IS SUSPENDED** for the Conference Championship, Leg One (due to the red card) and **IS SUSPENDED** for the Conference Championship Leg Two (due to playoff yellow card accumulation).
- However, if a player earns a yellow card in the Conference Semifinal Leg Two and then earns both a yellow card (his second cumulatively) in the Conference Championship Leg One AND a straight red card in the same match, then the player **IS SUSPENDED** for the Conference Championship Leg Two (due to the red card) but **IS NOT SUSPENDED** for MLS Cup as the yellow card accumulation re-sets entering MLS Cup.

2.3.1. Red Card Suspensions. A player who earns a red card in any Playoff match, whether a straight red card or two (2) yellow cards, **IS SUSPENDED** for his next match (if this occurs in MLS Cup, then the suspension carries over to the first regular season match of the following season).

2.3.2. Disciplinary Committee. Under Video Review, the Disciplinary Committee will only act on red card incidents which warrant a two (2) or more game suspension. A player sanctioned by the Disciplinary Committee will have any corresponding suspension applied to the next match(es) for which he is eligible including any Playoff match(es), MLS Cup or the following MLS regular season. In instances in which a player receives a yellow card in a match and the Disciplinary Committee acts to suspend the player for the offense, the yellow card will not count toward the player's cumulative yellow card total.





ATLANTA UNITED

2018 RECORD

	GP	W-L-T	PTS	GF	GA
ATLUTD	34	21-7-6	69	70	44

RECORD at MERCEDES-BENZ STADIUM

	GP	W-L-T	PTS	GF	GA
	17	11-2-4	37	42	19

RECORD on road

	GP	W-L-T	PTS	GF	GA
	17	10-5-2	32	28	25

RECORD at the half

	W	L	T
LEADING	15	0	1
TIED	4	4	2
TRAILING	2	3	3

RECORD with the first goal

	W	L	T
SCORING	18	1	3
CONCEDING	3	6	3

TEAM COMPARISONS

	FOR	AGAINST
GOALS SCORED	2.06 (1st)	1.29 (4th)
TOTAL SHOTS	15.03 (4th)	11.09 (2nd)
SHOTS ON GOAL	5.97 (3rd)	3.88 (3rd)
SHOOTING ACCURACY	39.7% (3rd)	35.0% (8th)
SCORING %AGE	13.7% (4th)	11.7% (8th)
FOULS	11.74 (9th)	10.18 (2nd)
CORNER KICKS	5.09 (14th)	4.56 (3rd)
OFFSIDE	2.26 (8th)	2.79 (20th)

GOALS SCORED IN GAME

GP	0	1	2	3	4+	TOT	AVG
34	3	8	13	5	5	70	2.06

GOALS ALLOWED IN GAME

GP	0	1	2	3	4+	TOT	AVG
34	8	16	4	4	2	44	1.29

GOALS BY INTERVALS

	TOT	0-15	16-30	31-45+	46-60	61-75	76-90+
FOR	70	6	13	8	16	11	16
AGAINST	44	5	6	9	7	4	13

WHERE THE GOALS COME FROM

	FOR	AGAINST
GOALS SCORED	70	44
MINUTES PER GOAL	44	70

HOW SCORED

RIGHT FOOT	26	30
LEFT FOOT	30	7
HEADERS	13	7
OTHER	1	0

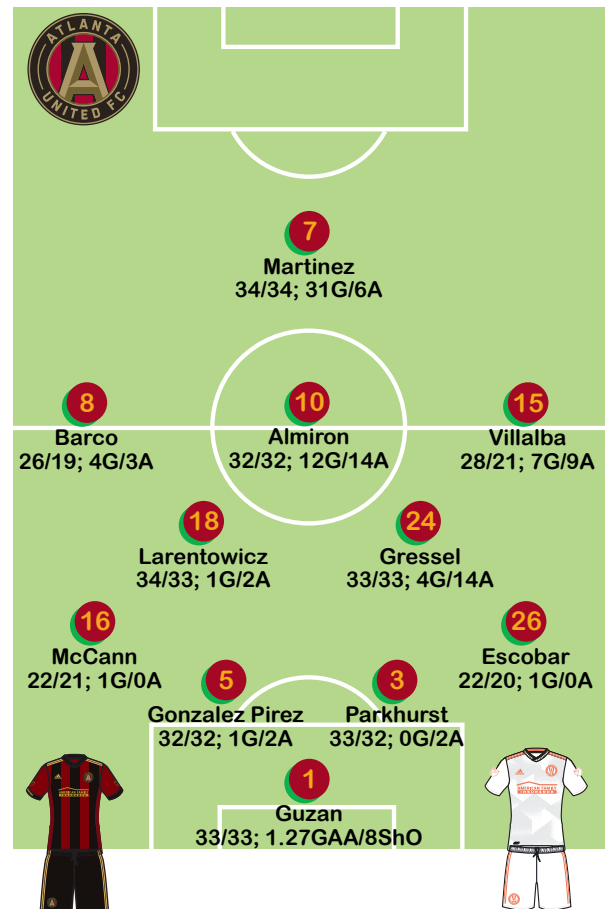
TYPE OF PLAY

OPEN PLAY	33	24
CROSS	9	5
CORNER	4	4
REBOUND	4	1
PENALTIES	12	6
DIRECT FROM FREE KICK	2	1
FREE KICK (INDIRECT)	3	3
OWN GOALS	3	0

DISTANCE

INSIDE GOAL AREA	15	7
INSIDE PENALTY AREA	47	33
OUTSIDE PENALTY AREA	8	4

PRIMARY TEAM





ATLANTA UNITED

No.	Player	Pos	Ht	Wt	Birthdate	Birthplace	2018				CAREER			
							GP	GS	G	A	GP	GS	G	A
1	Brad Guzan	GK	6-4	209	09/09/1984	Evergreen Park, IL	33	33	0	0	126	125	0	0
MLS Season: 6. Last club: Aston Villa (England). 2005 SuperDraft: Round 1, Pick 2 (Univ. of South Carolina). International: USA 59/0														
2	Franco Escobar	DF	5-11	165	02/21/1995	Rosario, Argentina	22	20	1	0	22	20	1	0
MLS Season: 6. Last club: Newell's Old Boys (Argentina)														
3	Michael Parkhurst	DF	5-11	159	01/24/1984	Providence, RI	33	32	0	2	281	279	1	6
MLS Season: 9. Last club: Columbus Crew SC. 2005 SuperDraft: Round 1, Pick 9 (Wake Forest Univ.). International: USA 25/0														
4	Greg Garza	MF	5-8	154	08/16/1991	Grapevine, TX	11	10	1	3	37	35	3	8
MLS Season: 2. Last club: Club Tijuana (Mexico). International: USA 10/0														
5	Leandro Gonzalez Pirez	DF	6-1	180	02/26/1992	Buenos Aires, Argentina	32	32	1	2	64	64	2	5
MLS Season: 2. Last club: Estudiantes de La Plata.														
6	Darlington Nagbe	MF	5-9	165	07/19/1990	Monrovia, Liberia	23	23	0	3	237	226	27	33
MLS Season: 8. Last club: Portland Timbers. 2011 SuperDraft: Round 1, Pick 2 (Univ. of Akron). International: USA 24/1														
7	Josef Martinez	FW	5-7	154	05/19/1993	Valencia, Venezuela	34	34	31	6	54	51	50	7
Designated Player. MLS Season: 2. Last club: Torino Calcio (Italy). International: Venezuela 43/9														
8	Ezequiel Barco	MF	5-6	150	03/29/1999	Villa Gobernador Galvez, Argentina	26	19	4	3	26	19	4	3
Young Designated Player. MLS Season: 1. Last club: CF Independiente (Argentina)														
9	Romario Williams	FW	5-11	170	08/15/1994	Portmore, Jamaica	17	0	1	0	19	0	1	0
MLS Season: 4. Last club: Montreal Impact. International: Jamaica 13/2														
10	Miguel Almiron	MF	5-9	140	11/13/1993	Asuncion, Paraguay	32	32	12	14	62	59	21	28
Designated Player. MLS Season: 2. Last club: CA Lanus (Argentina). International: Paraguay 13/0														
11	Eric Remedi	MF	5-7	159	06/04/1995	Parana, Argentina	13	12	0	1	13	12	0	1
MLS Season: 1. Last club: Atlético Banfield (Argentina).														
12	Miles Robinson	DF	6-2	185	03/14/1997	Arlington, MA	10	3	0	0	10	3	0	0
MLS Season: 2. 2017 SuperDraft: Round 1, Pick 2 (Syracuse). Generation adidas														
13	Jose Hernandez	DF	5-8	145	06/26/1997	Caracas, Venezuela	1	0	0	0	1	0	0	0
MLS Season: 1. Last club: Caracas FC (Venezuela)														
14	Sal Zizzo	DF	5-10	170	04/03/1987	San Diego, CA	6	1	0	0	168	91	2	17
MLS Season: 9. New York Red Bulls. International: USA														
15	Hector Villalba	MF	5-8	161	07/26/1994	Buenos Aires, Argentina	28	21	7	9	62	55	20	20
Designated Player. MLS Season: 2. Last club: Club Tijuana (Mexico).														
16	Chris McCann	DF	6-1	166	07/21/1987	Dublin, Ireland	22	21	1	0	45	30	1	2
MLS Season: 2. Last club: Wigan Athletic (England)														
18	Jeff Larentowicz	MF	6-1	175	08/05/1983	Pasadena, CA	34	33	1	2	391	371	40	22
MLS Season: 14. Last club: LA Galaxy. 2005 Supplemental Draft: Round 4, Pick 45 (Brown Univ.). International: USA 4/0														
19	Brandon Vazquez	FW	6-3	175	10/14/1998	Chula Vista, CA	8	0	0	0	21	0	1	1
MLS Season: 2. Last club: Club Tijuana (Mexico).														
20	Chris Goslin	MF	5-7	145	05/12/2000	Locust Grove, GA	0	0	0	0	0	0	0	0
Homegrown Player. MLS Season: 2.														
21	George Bello	DF	5-6	160	01/22/2002	Abuja, Nigeria	3	2	1	0	3	2	1	0
Homegrown Player. MLS Season: 1.														
22	Michael Ambrose	DF	5-9	165	10/05/1993	El Paso, TX	9	8	0	2	21	14	0	2
MLS Season: 3. Last club: Orlando City SC.														
23	Lagos Kunga	FW	5-8	150	10/20/1998	Luanda, Angola	0	0	0	0	0	0	0	0
Homegrown Player. MLS Season: 1.														
24	Julian Gressel	MF	6-1	185	12/16/1993	Neustadt an der Aisch, Germany	33	33	4	14	65	57	9	23
MLS Season: 2. 2017 SuperDraft: Round 1, Pick 8 (Providence College).														
25	Alec Kann	GK	6-4	190	08/08/1990	Decatur, GA	1	1	0	0	27	27	0	1
MLS Season: 6. Last club: Sporting Kansas City. College: Furman Univ.														
27	Mitch Hildebrandt	GK	6-1	175	11/12/1988	Livonia, MI	0	0	0	0	0	0	0	0
MLS Season: 1. Last club: FC Cincinnati. College: Oakland Univ.														
28	Andrew Wheeler-Omiunu	MF	5-9	174	11/30/1994	Bellingham, MA	1	0	0	0	1	0	0	0
MLS Season: 2. 2017 SuperDraft: Round 3, Pick 46 (Harvard Univ.)														
30	Andrew Carleton	MF	5-7	145	06/22/2000	Powder Springs, GA	7	2	0	1	8	2	0	1
Homegrown Player. MLS Season: 2. Last club: Charleston Battery (USL)														
32	Kevin Kratz	MF	5-8	161	01/21/1987	Eschweiler, Germany	27	2	2	1	47	7	3	2
MLS Season: 3. Last club: Philadelphia Union														
ON LOAN														
	Jon Gallagher	FW	5-9	158	02/23/1996	Dundalk, Ireland	0	0	0	0	0	0	0	0
MLS Season: 1. 2018 SuperDraft: Round 1, Pick 14 (Univ. of Notre Dame).														
	Oliver Shannon	MF	6-0	170	09/12/1995	Liverpool, England	0	0	0	0	0	0	0	0
MLS Season: 1. 2018 SuperDraft: Round 2, Pick 36 (Clemson Univ.).														
	Patrick Okonkwo	FW	6-0		04/23/1998	Lagos, Nigeria	0	0	0	0	0	0	0	0
Homegrown Player. MLS Season: 1.														
	Gordon Wild	FW	5-10	172	10/16/1995	Leonberg, Germany	0	0	0	0	0	0	0	0
MLS Season: 1. 2018 SuperDraft: Round 2, Pick 37 (Univ. of Maryland). Generation adidas														

HEAD COACH : Gerardo Martino

11/20/1962

W36 L16 T16



ATLANTA UNITED

ATLANTA UNITED PLAYOFF HISTORY

vs. Team	No. of Series		GP	W-L-T	OT	ShO	GF	GA	Last Mtg.	Round	Series Result
	Series	W-L									
Columbus	1	0-1	1	0-1-0	0-1-0	0-1	0	0	2017	Wild Card	Lost 1 games to 0
TOTALS	1	0-1	1	0-1-0	0-1-0	0-1	0	0			

ATLANTA UNITED -- ALL-TIME POSTSEASON RESULTS

DATE	OPPONENT	RESULT	ATT.	W-L-T	RD.	NOTES:
10/26/2017	Columbus	T 0-0 (OT)	67,221	0-0-1	WC	



ATLANTA UNITED

ALL-TIME ATLANTA UNITED POSTSEASON STATISTICS (0-0-1, 0 PTS.)

PLAYER	GP	GS	MIN	G	A
Miguel Almiron	1	1	120	0	0
Michael Ambrose	1	0	11	0	0
Yamil Asad	1	1	67	0	0
Carlos Carmona	1	1	120	0	0
Leandro Gonzalez Pirez	1	1	120	0	0
Julian Gressel	1	1	120	0	0
Brad Guzan	1	1	120	0	0
Jeff Larentowicz	1	1	120	0	0
Josef Martinez	1	1	114	0	0
Chris McCann	1	1	109	0	0
Tyrone Mears	1	0	15	0	0
Michael Parkhurst	1	0	53	0	0
Jacob Peterson	1	0	6	0	0
Hector Villalba	1	1	120	0	0
Anton Walkes	1	1	105	0	0
Team totals	1	1	120	0	0
Opponent totals	1	1	120	0	0

ATL UNITED INDIVIDUAL GOALKEEPING

GOALKEEPER	GP	GS	SV	GA	GAA	SO
Brad Guzan	1	1	4	0	0.00	1
Team totals	1	1	4	0	0.00	1
Opponent totals	1	1	8	0	0.00	1



CAREER POSTSEASON STATISTICS FOR CURRENT ATLANTA UNITED PLAYERS

UNF	POS	PLAYER	GP	GS	MIN	G	A	SHT	SOG	PKG	PKA	SKG	SKA	FC	FS	OFF	CK	C	E
10		Miguel Almiron	1	1	120	0	0	5	2	0	0	0	0	1	3	0	4	0	0
22	D	Michael Ambrose	1	0	11	0	0	0	0	0	0	0	0	0	0	0	0	0	0
5	D	Leandro Gonzalez Pirez	1	1	120	0	0	2	1	0	0	0	1	2	0	0	0	0	0
24	M	Julian Gressel	1	1	120	0	0	3	2	0	0	0	1	0	0	0	0	0	0
18	M	Jeff Larentowicz	23	18	1742	0	1	27	9	0	0	1	3	30	20	0	0	3	0
7		Josef Martinez	1	1	114	0	0	3	0	0	0	0	0	0	1	4	0	0	0
16	M	Chris McCann	1	1	109	0	0	2	1	0	0	0	0	1	0	1	0	0	0
6	M	Darlington Nagbe	12	12	1054	1	2	13	3	0	0	1	1	7	39	0	11	0	0
3	D	Michael Parkhurst	22	21	2063	0	0	1	0	0	0	0	0	5	9	0	0	1	0
15	F	Hector Villalba	1	1	120	0	0	3	1	0	0	1	1	0	2	1	0	0	0
14	D	Sal Zizzo	6	5	451	0	0	5	2	0	0	0	0	3	2	0	0	1	0
UNF	POS	GOALKEEPER	GP	GS	MIN	SHTS	SV	GA	GAA	PKG	PKA	SKG	SKA	W	L	T	SO		
1	GK	Brad Guzan	5	5	480	1	20	4	0.75	1	2	3	4	1	3	1	2		



ATLANTA UNITED

ATLANTA UNITED INDIVIDUAL HIGH GAMES (2018)

Goals
 3 Josef Martinez 03/17/2018 vs. VAN W 4-1
 3 Josef Martinez 06/02/2018 vs. PHI W 3-1
 3 Josef Martinez 07/21/2018 vs. DC W 3-1

Assists
 2 Hector Villalba 03/11/2018 vs. DC W 3-1
 2 Julian Gressel 09/15/2018 at COL W 3-0

Shots Miguel Almiron
 03/17/2018 vs. VAN W 4-1

Shots on Goal
 4 7 times

Fouls Committed
 4 5 times

Fouls Suffered
 7 Ezequiel Barco 05/30/2018 at NE T 1-1

Offside
 3 5 times

Saves
 9 Brad Guzan 06/09/2018 at NYC T 1-1

Shots Faced
 10 Brad Guzan 03/03/2018 at HOU L 0-4
 10 Brad Guzan 06/09/2018 at NYC T 1-1

Goals Allowed
 4 Brad Guzan 03/03/2018 at HOU L 0-4
 4 Brad Guzan 10/28/2018 at TOR L 1-4

TEAM HIGH GAMES (2018)

Goals
 5 04/07/2018 vs. LFC W 5-0

Assists
 6 03/11/2018 vs. DC W 3-1
 6 09/15/2018 at COL W 3-0

Shots
 31 06/02/2018 vs. PHI W 3-1

Shots on Goal
 10 06/02/2018 vs. PHI W 3-1

Fouls Committed
 15 05/30/2018 at NE T 1-1
 15 09/02/2018 at DC L 1-3

Fouls Suffered
 20 10/06/2018 vs. NE W 2-1

Corner Kicks
 15 07/15/2018 vs. SEA T 1-1

Offside
 6 10/06/2018 vs. NE W 2-1

Saves
 9 06/09/2018 at NYC T 1-1

Shots Faced
 10 03/03/2018 at HOU L 0-4
 10 06/09/2018 at NYC T 1-1

Goals Allowed
 4 03/03/2018 at HOU L 0-4
 4 10/28/2018 at TOR L 1-4

TEAM LOW GAMES (2018)

Shots
 5 03/31/2018 at MIN W 1-0
 5 06/09/2018 at NYC T 1-1

Shots on Goal
 2 5 times

Fouls Committed
 5 06/30/2018 vs. ORL W 4-0
 5 10/06/2018 vs. NE W 2-1

Fouls Suffered
 7 09/02/2018 at DC L 1-3

Corner Kicks
 1 05/05/2018 at CHI W 2-1
 1 05/13/2018 at ORL W 2-1
 1 06/09/2018 at NYC T 1-1

Offside
 0 5 times

Saves
 0 03/11/2018 vs. DC W 3-1
 0 06/02/2018 vs. PHI W 3-1
 0 08/04/2018 vs. TOR T 2-2
 0 10/21/2018 vs. CHI W 2-1

Shots Faced
 1 5 times

ATLANTA UNITED INDIVIDUAL POSTSEASON HIGH GAMES (2017)

Shots
 5 Miguel Almiron 10/26/2017 vs. CLB T 0-0

Shots on Goal
 2 Miguel Almiron 10/26/2017 vs. CLB T 0-0
 2 Julian Gressel 10/26/2017 vs. CLB T 0-0

Fouls Committed
 4 Carlos Carmona 10/26/2017 vs. CLB T 0-0

Fouls Suffered
 4 Carlos Carmona 10/26/2017 vs. CLB T 0-0

Offside
 4 Josef Martinez 10/26/2017 vs. CLB T 0-0

Saves
 4 Brad Guzan 10/26/2017 vs. CLB T 0-0

Shots Faced
 4 Brad Guzan 10/26/2017 vs. CLB T 0-0

TEAM POSTSEASON HIGH GAMES (2017)

Shots
 23 10/26/2017 vs. CLB T 0-0

Shots on Goal
 8 10/26/2017 vs. CLB T 0-0

Fouls Committed
 12 10/26/2017 vs. CLB T 0-0

Fouls Suffered
 14 10/26/2017 vs. CLB T 0-0

Corner Kicks
 6 10/26/2017 vs. CLB T 0-0

Offside
 6 10/26/2017 vs. CLB T 0-0

Saves
 4 10/26/2017 vs. CLB T 0-0

Shots Faced
 5 10/26/2017 vs. CLB T 0-0

TEAM POSTSEASON LOW GAMES (2017)

Shots
 23 10/26/2017 vs. CLB T 0-0

Shots on Goal
 8 10/26/2017 vs. CLB T 0-0

Fouls Committed
 12 10/26/2017 vs. CLB T 0-0

Fouls Suffered
 14 10/26/2017 vs. CLB T 0-0

Corner Kicks
 6 10/26/2017 vs. CLB T 0-0

Offside
 6 10/26/2017 vs. CLB T 0-0

Saves
 4 10/26/2017 vs. CLB T 0-0

Shots Faced
 5 10/26/2017 vs. CLB T 0-0



2018 ATLANTA UNITED STATISTICS (21-7-6, 69 pts.)

UNF	POS	PLAYER	GP	GS	MIN	G	A	SHT	SOG	FC	FS	OFF	CK	C	E
7	F	Josef Martinez	34	34	2898	31	6	97	56	24	31	35	0	1	0
10	M	Miguel Almiron	32	32	2760	12	14	132	51	32	66	12	79	5	0
15	M	Hector Villalba	28	21	1787	7	9	68	28	11	12	8	0	4	0
24	M	Julian Gressel	33	33	2945	4	14	65	21	33	11	5	31	3	0
8	M	Ezequiel Barco	26	19	1730	4	3	21	10	8	65	3	47	2	0
32	M	Kevin Kratz	27	2	500	2	1	10	7	13	3	1	14	0	0
4	M	Greg Garza	11	10	927	1	3	5	2	13	11	1	0	2	1
5	D	Leandro Gonzalez Pirez	32	32	2775	1	2	13	5	50	41	0	0	8	1
18	M	Jeff Larentowicz	34	33	2771	1	2	24	4	38	14	1	0	6	0
21	D	George Bello	3	2	177	1	0	2	1	0	2	3	0	0	0
2	D	Franco Escobar	22	20	1789	1	0	14	3	32	15	2	0	7	0
16	D	Chris McCann	22	21	1800	1	0	10	4	22	19	3	0	6	0
9	F	Romario Williams	17	0	211	1	0	8	3	6	10	1	0	4	0
6	M	Darlington Nagbe	23	23	1970	0	3	18	2	15	23	0	0	0	0
22	D	Michael Ambrose	9	8	731	0	2	6	0	4	5	1	0	1	0
3	D	Michael Parkhurst	33	32	2903	0	2	0	0	16	13	0	0	6	0
30	M	Andrew Carleton	7	2	161	0	1	5	3	4	1	0	2	0	0
11	M	Eric Remedi	13	12	1093	0	1	8	1	17	23	1	0	3	0
33	G	Paul Christensen	1	0	53	0	0	0	0	0	0	0	0	0	0
1	G	Brad Guzan	33	33	2914	0	0	0	0	1	3	0	0	3	1
13	D	Jose Hernandez	1	0	17	0	0	0	0	0	0	0	0	0	0
25	G	Alec Kann	1	1	90	0	0	0	0	0	0	0	0	0	0
12	D	Miles Robinson	10	3	272	0	0	1	0	2	3	0	0	0	0
19	F	Brandon Vazquez	8	0	86	0	0	4	2	1	3	0	0	1	0
28	M	Andrew Wheeler-Omiunu	1	0	16	0	0	0	0	0	0	0	0	0	0
14	D	Sal Zizzo	6	1	157	0	0	0	0	4	0	0	0	0	0
26	F	Jon Gallagher	0	0	0	0	0	0	0	0	0	0	0	0	0
20	M	Chris Goslin	0	0	0	0	0	0	0	0	0	0	0	0	0
27	G	Mitch Hildebrandt	0	0	0	0	0	0	0	0	0	0	0	0	0
23	F	Lagos Kunga	0	0	0	0	0	0	0	0	0	0	0	0	0
	F	Patrick Okonkwo	0	0	0	0	0	0	0	0	0	0	0	0	0
29	M	Oliver Shannon	0	0	0	0	0	0	0	0	0	0	0	0	0
	F	Gordon Wild	0	0	0	0	0	0	0	0	0	0	0	0	0
		Own-goals received				3									
		Team totals	34	34	3060	70	63	511	203	346	399	77	173	62	3
		Opponent totals	34	34	3060	44	45	377	132	399	346	95	155	70	6

GAME-WINNING GOALS: Josef Martinez 10, Julian Gressel 3, Miguel Almiron 2, Hector Villalba 1
Kevin Kratz 1, Ezequiel Barco 1

GAME-WINNING ASSISTS: Julian Gressel 4, Miguel Almiron 4, Hector Villalba 2, Greg Garza 2
Ezequiel Barco 2, Michael Parkhurst 1, Darlington Nagbe 1, Jeff Larentowicz 1
Leandro Gonzalez Pirez 1, Michael Ambrose 1

PENALTY KICK GOALS/ATTEMPTS: Josef Martinez 8-9, Miguel Almiron 4-5

ATLANTA UNITED INDIVIDUAL GOALKEEPING

UNF	POS	GOALKEEPER	GP	GS	MIN	SHTS	SV	GA	GAA	PG	PA	W	L	T	SO
25	G	Alec Kann	1	1	90	6	5	1	1.00	0	0	1	0	0	0
1	G	Brad Guzan	33	33	2914	123	81	41	1.27	6	7	20	6	6	8
33	G	Paul Christensen	1	0	53	3	1	2	3.40	0	0	0	1	0	0
		Team totals	34	34	3060	132	87	44	1.29	6	7	21	7	6	8
		Opponent totals	34	34	3060	203	132	70	2.06	12	14	7	21	6	3

* = Played with other teams in 2018. Only Atlanta United statistics listed here.



ATLANTA UNITED 2018 SCHEDULE

DAY	DATE	OPPONENT	RESULT	ATT.	W-L-T	POS.	PTS	NOTES:
Sat. Mar.	3	at Houston	L 0-4	20,377	0-1-0	T5	0	HOU: Wenger (5) Senderos (23) Manotas (27) Ceren (50+)
Sun. Mar.	11	D.C. United	W 3-1	72,035	1-1-0	T3	3	ATL: Martinez (24) Almiron (73) Villalba (75); DC: Mattocks (86)
Sat. Mar.	17	Vancouver	W 4-1	45,003	2-1-0	3	6	ATL: Martinez (15,60,88) own goal (58); VAN: Hurtado (85)
Sat. Mar.	31	at Minnesota	W 1-0	18,057	3-1-0	3	9	ATL: own goal (3)
Sat. Apr.	7	Los Angeles FC	W 5-0	45,207	4-1-0	2	12	ATL: Gressel (17) Martinez (67) Almiron (88,92+) Williams (97+)
Sun. Apr.	15	New York City FC	T 2-2	45,001	4-1-1	2	13	ATL: Garza (29) McCann (56); NYC: Villa (38) Ring (73)
Sat. Apr.	21	at LA Galaxy	W 2-0	25,846	5-1-1	2	16	ATL: Martinez (22) Almiron (94+)
Sat. Apr.	28	Montreal	W 4-1	45,039	6-1-1	1	19	ATL: Almiron (70,84) Kratz (78,94+); MTL: Taider (13)
Sat. May	5	at Chicago	W 2-1	15,024	7-1-1	1	22	ATL: Barco (53) Martinez (57); CHI: Ellis (61)
Wed. May	9	Sporting KC	L 0-2	44,696	7-2-1	1	22	KC: Salloi (67) Fernandes (87)
Sun. May	13	at Orlando City S	W 2-1	24,232	8-2-1	1	25	ATL: Martinez (10) Barco (31); ORL: Meram (57)
Sun. May	20	New York Red Bull	L 1-3	45,089	8-3-1	1	25	ATL: Barco (26); NYR: Royer (42) Wright-Phillips (51,55)
Wed. May	30	at New England	T 1-1	10,547	8-3-2	1	26	ATL: Martinez (23); NE: Bunbury (88)
Sat. June	2	Philadelphia	W 3-1	45,140	9-3-2	1	29	ATL: Martinez (21,49,83); PHI: Picault (52)
Sat. June	9	at New York City	T 1-1	25,628	9-3-3	1	30	ATL: Martinez (48); NYC: Callens (77)
Wed. June	13	at Columbus	W 2-0	10,132	10-3-3	1	33	ATL: Martinez (30) Villalba (82)
Sun. June	24	Portland	T 1-1	45,116	10-3-4	1	34	ATL: Gressel (56); POR: Mabilia (32)
Sat. June	30	Orlando City SC	W 4-0	71,932	11-3-4	1	37	ATL: Martinez (3) Almiron (55,78) Barco (57)
Wed. July	4	at FC Dallas	L 2-3	17,298	11-4-4	1	37	ATL: Martinez (41,73); DAL: Ziegler (22) Akindele (86,88)
Sat. July	7	at Philadelphia	W 2-0	17,025	12-4-4	1	40	ATL: Martinez (58) Villalba (76)
Sun. July	15	Seattle	T 1-1	72,243	12-4-5	1	41	ATL: Martinez (48); SEA: Lodeiro (45)
Sat. July	21	D.C. United	W 3-1	45,087	13-4-5	1	44	ATL: Martinez (30,54,73); DC: Stieber (8)
Sat. July	28	at Montreal	W 2-1	19,064	14-4-5	1	47	ATL: Martinez (31,57); MTL: Piatti (87)
Sat. Aug.	4	Toronto FC	T 2-2	45,191	14-4-6	1	48	ATL: Martinez (53,67); TOR: Giovinco (46+) Ricketts (91+)
Sun. Aug.	19	Columbus	W 3-1	45,303	15-4-6	1	51	ATL: Martinez (31) Villalba (76) Almiron (82); CLB: Zardes (50)
Fri. Aug.	24	at Orlando City S	W 2-1	25,058	16-4-6	1	54	ATL: Gonzalez (21) Martinez (74); ORL: Sutter (39)
Sun. Sept.	2	at D.C. United	L 1-3	20,557	16-5-6	2	54	ATL: Larentowicz (39); DC: Acosta (29,77) Rooney (52)
Sat. Sept.	15	at Colorado	W 3-0	14,788	17-5-6	1	57	ATL: Almiron (10,18) Villalba (37)
Wed. Sept.	19	at San Jose	W 4-3	15,948	18-5-6	1	60	ATL: Villalba (48+) Martinez (70,95+) Almiron (73); SJ: Lima (13) Hoesen (43) Qazaishvili (58)
Sat. Sept.	22	Real Salt Lake	W 2-0	72,017	19-5-6	1	63	ATL: Gressel (37) Villalba (61)
Sun. Sept.	30	at New York Red B	L 0-2	22,057	19-6-6	1	63	NYR: Royer (39) Parker (74)
Sat. Oct.	6	New England	W 2-1	45,122	20-6-6	1	66	ATL: Bello (17) Gressel (52); NE: Agudelo (92+)
Sun. Oct.	21	Chicago	W 2-1	71,812	21-6-6	1	69	ATL: Escobar (9) own goal (26); CHI: de Leeuw (24)
Sun. Oct.	28	at Toronto FC	L 1-4	23,895	21-7-6	2	69	ATL: Martinez (77); TOR: Janson (9,83) Delgado (21) Giovinco (88)



ATLANTA UNITED

#	Player	1	2	3	4	5	6	7	8	9	10	11	12	13	14	15	16	17	18	19	20	21	22	23	24	25	26	27	28	29	30	31	32	33	34		
1	Brad Guzan	HOU DC	VAN	MIN	LFC	NYC	LA	MTL	CHI	KC	ORL	NYR	NE	PHI	NYC	CLB	POR	ORL	DAL	PHI	SEA	DC	MTL	TOR	CLB	ORL	DC	COL	SJ	RSL	NYR	NE	CHI	TOR			
2	Franco Escobar	0-4	3-1	4-1	1-0	5-0	2-2	2-0	4-1	2-1	0-2	2-1	1-3	1-1	3-1	1-1	2-0	1-1	4-0	2-3	2-0	1-1	3-1	2-1	2-2	3-1	2-1	1-3	3-0	4-3	2-0	0-2	2-1	2-1	1-4		
3	Michael Parkhurst	90G	90G	90G	90G	90G	90G	90G	90G	90G	90G	90G	90G	90G	90G	90G	90G	90G	90G	90G	90G	90G	90G	90G	90G	90G	90G	90G	90G	90G	90G	90G	90G	90G	90G		
4	Greg Garza	90D	90D	90D	90D	90D	90D	90D	90D	90D	90D	90D	90D	90D	90D	90D	90D	90D	90D	90D	90D	90D	90D	90D	90D	90D	90D	90D	90D	90D	90D	90D	90D	90D	90D		
5	Leandro Gonzalez Pirez	90D	90D	90D	90D	90D	90D	90D	90D	90D	90D	90D	90D	90D	90D	90D	90D	90D	90D	90D	90D	90D	90D	90D	90D	90D	90D	90D	90D	90D	90D	90D	90D	90D	90D	90D	
6	Darlington Nagbe	90D	90D	90D	90D	90D	90D	90D	90D	90D	90D	90D	90D	90D	90D	90D	90D	90D	90D	90D	90D	90D	90D	90D	90D	90D	90D	90D	90D	90D	90D	90D	90D	90D	90D	90D	90D
7	Josef Martinez	90F	85F	89F	90F	84F	90F	81F	90F	72F	76F	79F	90F	79F	84F	90F	45F	90F	90F	90F	90F	85F	84F	80F	90F	89F	90F	90F	90F	90F	90F	76F	90F	90F	90F	90F	
8	Ezequiel Barco	20	83F	88F	81F	90M	68M	72F	85F	76F	66M	76M	90M	79M	83M	89M	90M	10	10	10	10	10	10	10	10	10	10	10	10	10	10	10	10	10	10	10	
9	Romario Williams	5	1	6	6	7	7	7	7	7	7	7	7	7	7	7	7	7	7	7	7	7	7	7	7	7	7	7	7	7	7	7	7	7	7	7	
10	Miguel Almiron	90M	89M	90M	90M	89M	90F	90M	90M	90M	90M	90M	90M	90M	90M	90M	90M	90M	90M	90M	90M	90M	90M	90M	90M	90M	90M	90M	90M	90M	90M	90M	90M	90M	90M	90M	
11	Eric Remedi	90D	90D	90D	90D	90D	90D	90D	90D	90D	90D	90D	90D	90D	90D	90D	90D	90D	90D	90D	90D	90D	90D	90D	90D	90D	90D	90D	90D	90D	90D	90D	90D	90D	90D	90D	
12	Miles Robinson	90D	90D	90D	90D	90D	90D	90D	90D	90D	90D	90D	90D	90D	90D	90D	90D	90D	90D	90D	90D	90D	90D	90D	90D	90D	90D	90D	90D	90D	90D	90D	90D	90D	90D	90D	
13	Jose Hernandez	90D	90D	90D	90D	90D	90D	90D	90D	90D	90D	90D	90D	90D	90D	90D	90D	90D	90D	90D	90D	90D	90D	90D	90D	90D	90D	90D	90D	90D	90D	90D	90D	90D	90D	90D	
14	Sal Zizzo	26	26	26	26	26	26	26	26	26	26	26	26	26	26	26	26	26	26	26	26	26	26	26	26	26	26	26	26	26	26	26	26	26	26	26	26
15	Hector Villalba	73M	81F	78F	64F	59F	90D	90D	90D	90D	90D	90D	90D	90D	90D	90D	90D	90D	90D	90D	90D	90D	90D	90D	90D	90D	90D	90D	90D	90D	90D	90D	90D	90D	90D	90D	90D
16	Chris McCann	90M	90M	90M	90M	90M	90M	90M	90M	90M	90M	90M	90M	90M	90M	90M	90M	90M	90M	90M	90M	90M	90M	90M	90M	90M	90M	90M	90M	90M	90M	90M	90M	90M	90M	90M	90M
17	Brandon Vazquez	90D	90M	59M	74M	90M	90M	90M	90M	90M	90M	90M	90M	90M	90M	90M	90M	90M	90M	90M	90M	90M	90M	90M	90M	90M	90M	90M	90M	90M	90M	90M	90M	90M	90M	90M	90M
18	Jeff Larentowicz	90D	90M	59M	74M	90M	90M	90M	90M	90M	90M	90M	90M	90M	90M	90M	90M	90M	90M	90M	90M	90M	90M	90M	90M	90M	90M	90M	90M	90M	90M	90M	90M	90M	90M	90M	90M
19	Brandon Vazquez	17	17	17	17	17	17	17	17	17	17	17	17	17	17	17	17	17	17	17	17	17	17	17	17	17	17	17	17	17	17	17	17	17	17	17	17
20	Chris Goslin	90M	90M	90M	90M	90M	90M	90M	90M	90M	90M	90M	90M	90M	90M	90M	90M	90M	90M	90M	90M	90M	90M	90M	90M	90M	90M	90M	90M	90M	90M	90M	90M	90M	90M	90M	90M
21	George Bello	90M	90M	90M	90M	90M	90M	90M	90M	90M	90M	90M	90M	90M	90M	90M	90M	90M	90M	90M	90M	90M	90M	90M	90M	90M	90M	90M	90M	90M	90M	90M	90M	90M	90M	90M	90M
22	Michael Ambrose	90M	90M	90M	90M	90M	90M	90M	90M	90M	90M	90M	90M	90M	90M	90M	90M	90M	90M	90M	90M	90M	90M	90M	90M	90M	90M	90M	90M	90M	90M	90M	90M	90M	90M	90M	90M
23	Lagos Kunga	90M	90M	90M	90M	90M	90M	90M	90M	90M	90M	90M	90M	90M	90M	90M	90M	90M	90M	90M	90M	90M	90M	90M	90M	90M	90M	90M	90M	90M	90M	90M	90M	90M	90M	90M	90M
24	Julian Gressel	90M	90M	90M	90M	90M	90M	90M	90M	90M	90M	90M	90M	90M	90M	90M	90M	90M	90M	90M	90M	90M	90M	90M	90M	90M	90M	90M	90M	90M	90M	90M	90M	90M	90M	90M	90M
25	Alec Kann	90G	90G	90G	90G	90G	90G	90G	90G	90G	90G	90G	90G	90G	90G	90G	90G	90G	90G	90G	90G	90G	90G	90G	90G	90G	90G	90G	90G	90G	90G	90G	90G	90G	90G	90G	90G
26	Jon Gallagher	90G	90G	90G	90G	90G	90G	90G	90G	90G	90G	90G	90G	90G	90G	90G	90G	90G	90G	90G	90G	90G	90G	90G	90G	90G	90G	90G	90G	90G	90G	90G	90G	90G	90G	90G	90G
27	Mitch Hildebrandt	90G	90G	90G	90G	90G	90G	90G	90G	90G	90G	90G	90G	90G	90G	90G	90G	90G	90G	90G	90G	90G	90G	90G	90G	90G	90G	90G	90G	90G	90G	90G	90G	90G	90G	90G	90G
28	Andrew Wheeler-Omiunu	90G	90G	90G	90G	90G	90G	90G	90G	90G	90G	90G	90G	90G	90G	90G	90G	90G	90G	90G	90G	90G	90G	90G	90G	90G	90G	90G	90G	90G	90G	90G	90G	90G	90G	90G	90G
29	Oliver Shannon	90G	90G	90G	90G	90G	90G	90G	90G	90G	90G	90G	90G	90G	90G	90G	90G	90G	90G	90G	90G	90G	90G	90G	90G	90G	90G	90G	90G	90G	90G	90G	90G	90G	90G	90G	90G
30	Andrew Carleton	90G	90G	90G	90G	90G	90G	90G	90G	90G	90G	90G	90G	90G	90G	90G	90G	90G	90G	90G	90G	90G	90G	90G	90G	90G	90G	90G	90G	90G	90G	90G	90G	90G	90G	90G	90G
32	Kevin Kratz	29	9	31	4	31	70M	9	16	18	14	3	26	5	24	24	24	4	26	21	1	5	1	84M	4	1	27	13	20	4	67M	4					
33	Paul Christensen	53	53	53	53	53	53	53	53	53	53	53	53	53	53	53	53	53	53	53	53	53	53	53	53	53	53	53	53	53	53	53	53	53	53	53	53

"00" = 100 minutes played
 F/M/D/G = starting position



ATLANTA UNITED

Game #	Date	Opponent	Result	Goals	Assists
Game #1	03/03/2018	ATL 0 at HOU 4	L		
Game #2	03/11/2018	ATL 3 vs DC 1	W	Martinez 1 (Villalba 1, Nagbe 1) 24; Almiron 1 (Gressel 1, Villalba 2) 73; Villalba 1 (Almiron 1, Garza 1) 75	
Game #3	03/17/2018	ATL 4 vs VAN 1	W	Martinez 2 (penalty kick) 15; own goal (Maund) 58; Martinez 3 (Almiron 2) 60; Martinez 4 (Carleton 1, Gressel 2) 88	
Game #4	03/31/2018	ATL 1 at MIN 0	W	own goal (Calvo) 3	
Game #5	04/07/2018	ATL 5 vs LFC 0	W	Gressel 1 (Almiron 3, Parkhurst 1) 17; Martinez 5 (Gressel 3, Kratz 1) 67; Almiron 2 (penalty kick) 88;	
Game #6	04/15/2018	ATL 2 vs NYC 2	T	Almiron 3 (penalty kick) 92+; Williams 1 (Larentowicz 1) 97+	
Game #7	04/21/2018	ATL 4 at LA 0	W	Garza 1 (unassisted) 29; McCann 1 (Almiron 4) 56	
Game #8	04/28/2018	ATL 4 vs MTL 1	W	Martinez 6 (unassisted) 22; Almiron 4 (penalty kick) 94+	
Game #9	05/05/2018	ATL 2 at CHI 1	W	Almiron 5 (penalty kick) 70; Kratz 1 (unassisted) 78; Almiron 6 (Martinez 1) 84; Kratz 2 (unassisted) 94+	
Game #10	05/09/2018	ATL 0 vs KC 2	L	Barco 1 (Almiron 5) 53; Martinez 7 (Nagbe 2, Garza 2) 57	
Game #11	05/13/2018	ATL 2 at ORL 1	W	Martinez 8 (penalty kick) 10; Barco 2 (Garza 3) 31	
Game #12	05/20/2018	ATL 1 vs NYP 3	L	Barco 3 (unassisted) 26	
Game #13	05/30/2018	ATL 1 at NE 1	T	Martinez 9 (Gressel 4, Nagbe 3) 23	
Game #14	06/02/2018	ATL 3 vs PHI 1	W	Martinez 10 (penalty kick) 21; Martinez 11 (Almiron 6, Ambrose 1) 49; Martinez 12 (penalty kick) 83	
Game #15	06/09/2018	ATL 1 at NYC 1	T	Martinez 13 (Gressel 5) 48	
Game #16	06/13/2018	ATL 2 at CLB 0	W	Martinez 14 (Barco 1) 30; Villalba 2 (Almiron 7) 82	
Game #17	06/24/2018	ATL 1 vs POR 1	T	Gressel 2 (unassisted) 56	
Game #18	06/30/2018	ATL 4 vs ORL 0	W	Martinez 15 (Gressel 6) 3; Almiron 7 (Martinez 2, Villalba 3) 55; Barco 4 (unassisted) 57; Almiron 8 (Ambrose 2) 78	
Game #19	07/04/2018	ATL 2 at DAL 3	L	Martinez 16 (Villalba 4) 41; Martinez 17 (Almiron 8, Gressel 7) 73	
Game #20	07/07/2018	ATL 2 at PHI 0	W	Martinez 18 (penalty kick) 58; Villalba 3 (Almiron 9, Martinez 3) 76	
Game #21	07/15/2018	ATL 1 vs SEA 1	T	Martinez 19 (Gressel 8) 48	
Game #22	07/21/2018	ATL 3 vs DC 1	W	Martinez 20 (Villalba 5, Almiron 10) 30; Martinez 21 (unassisted) 54; Martinez 22 (unassisted) 73	
Game #23	07/28/2018	ATL 2 at MTL 1	W	Martinez 23 (Villalba 6, Almiron 11) 31; Martinez 24 (unassisted) 57	
Game #24	08/04/2018	ATL 2 vs TOR 2	T	Martinez 25 (penalty kick) 53; Martinez 26 (Villalba 7, Parkhurst 2) 67	
Game #25	08/19/2018	ATL 3 vs CLB 1	W	Martinez 27 (Gressel 9) 31; Villalba 4 (Larentowicz 2) 76; Almiron 9 (Martinez 4, Villalba 8) 82	
Game #26	08/24/2018	ATL 2 at ORL 1	W	Gonzalez 1 (unassisted) 21; Martinez 28 (Gressel 10) 74	
Game #27	09/02/2018	ATL 1 at DC 3	L	Larentowicz 1 (Barco 2) 39	
Game #28	09/15/2018	ATL 3 at COL 0	W	Almiron 10 (Gressel 11, Gonzalez 1) 10; Almiron 11 (Martinez 5, Remedi 1) 18; Villalba 5 (Gressel 12, Almiron 12) 37	
Game #29	09/19/2018	ATL 4 at SJ 3	W	Villalba 6 (Gressel 13) 48+; Martinez 29 (penalty kick) 70; Almiron 12 (unassisted) 73;	
Game #30	09/22/2018	ATL 2 vs RSL 0	W	Martinez 30 (Almiron 13, Barco 3) 95+	
Game #31	09/30/2018	ATL 0 at NYP 2	L	Gressel 3 (Almiron 14) 37; Villalba 7 (Gressel 14) 61	
Game #32	10/06/2018	ATL 2 vs NE 1	W	Bello 1 (Gonzalez 2) 17; Gressel 4 (Villalba 9) 52	
Game #33	10/21/2018	ATL 2 vs CHI 1	W	Escobar 1 (Martinez 6) 9; own goal (Kappelhof) 26	
Game #34	10/28/2018	ATL 1 at TOR 4	L	Martinez 31 (penalty kick) 77	



ATLANTA UNITED

#	Player	U.S. OPEN CUP	
		4R	5R
		CHAS	CHI
		3-0	0-1
1	Brad Guzan		
2	Franco Escobar	90D	
3	Michael Parkhurst		
4	Greg Garza		
5	Leandro Gonzalez Pirez	90D	90D
6	Darlington Nagbe		
7	Josef Martinez		
8	Ezequiel Barco	86M	28
9	Romario Williams	90F	90F
10	Miguel Almiron	90M	90M
12	Miles Robinson	90D	90D
13	Jose Hernandez		
14	Sal Zizzo	90D	87D
15	Hector Villalba		90M
16	Chris McCann		
18	Jeff Larentowicz		
19	Brandon Vazquez	90M	62M
20	Chris Goslin	4	
21	George Bello		
22	Michael Ambrose		90D
23	Lagos Kunga		
24	Julian Gressel	71M	28
25	Alec Kann	90G	90G
26	Jon Gallagher		
27	Mitch Hildebrandt		
28	Andrew Wheeler-Omiunu	19	90M
29	Oliver Shannon		
30	Andrew Carleton	90M	3
32	Kevin Kratz	90M	62M

U.S. OPEN CUP
 4R 06/06/2018 ATL 3 vs CHASTN 0 W Carleton (Gressel) 14; Barco (penalty kick) 47; Williams (Barco) 64
 5R 06/20/2018 ATL 0 vs CHI 1 L





COLUMBUS CREW SC

2018 RECORD

	GP	W-L-T	PTS	GF	GA
Crew SC	34	14-11-9	51	43	45

RECORD at MAPFRE STADIUM

	GP	W-L-T	PTS	GF	GA
	17	11-2-4	37	32	21

RECORD on road

	GP	W-L-T	PTS	GF	GA
	17	3-9-5	14	11	24

RECORD at the half

	W	L	T
LEADING	7	1	1
TIED	6	2	7
TRAILING	1	8	1

RECORD with the first goal

	W	L	T
SCORING	12	3	2
CONCEDING	2	8	2

TEAM COMPARISONS

	FOR	AGAINST
GOALS SCORED	1.26 (21st)	1.32 (6th)
TOTAL SHOTS	14.64 (5th)	10.74 (1st)
SHOTS ON GOAL	4.56 (15th)	3.55 (1st)
SHOOTING ACCURACY	31.1% (23rd)	33.2% (4th)
SCORING %AGE	8.6% (23rd)	12.3% (15th)
FOULS	10.64 (21st)	10.74 (7th)
CORNER KICKS	6.32 (2nd)	3.76 (1st)
OFFSIDE	2.41 (4th)	1.09 (2nd)

GOALS SCORED IN GAME

GP	0	1	2	3	4+	TOT	AVG
34	12	8	7	7	0	43	1.26

GOALS ALLOWED IN GAME

GP	0	1	2	3	4+	TOT	AVG
34	10	9	10	4	1	45	1.32

GOALS BY INTERVALS

	TOT	0-15	16-30	31-45+	46-60	61-75	76-90+
FOR	43	7	8	5	8	4	11
AGAINST	45	4	7	8	11	5	10

WHERE THE GOALS COME FROM

	FOR	AGAINST
GOALS SCORED	43	45
MINUTES PER GOAL	71	68

HOW SCORED

RIGHT FOOT	25	20
LEFT FOOT	10	19
HEADERS	8	6
OTHER	0	0


TYPE OF PLAY

OPEN PLAY	19	27
CROSS	2	5
CORNER	7	1
REBOUND	2	0
PENALTIES	6	5
DIRECT FROM FREE KICK	1	3
FREE KICK (INDIRECT)	4	2
OWN GOALS	2	2

DISTANCE

INSIDE GOAL AREA	12	5
INSIDE PENALTY AREA	27	33
OUTSIDE PENALTY AREA	4	7

PRIMARY TEAM





COLUMBUS CREW SC

No.	Player	Pos	Ht	Wt	Birthdate	Birthplace	2018				CAREER					
							GP	GS	G	A	GP	GS	G	A		
2	Ricardo Clark	MF	5-10	165	02/10/1983	Atlanta, GA	13	8	1	1	350	325	36	28		
MLS Season: 14. Last club: Houston Dynamo. 2003 SuperDraft: Round 1, Pick 2 (Furman Univ.). International: USA 34/3																
3	Josh Williams	DF	6-2	185	04/18/1988	Akron, OH	21	16	0	0	146	128	7	5		
MLS Season: 9. Last club: Cleveland (USL). College: Cleveland State Univ.																
4	Jonathan Mensah	DF	6-2	183	07/13/1990	Accra, Ghana	27	26	1	0	53	51	3	1		
Designated Player. MLS Season: 2. Last club: Anzhi Makhachkala (Russia). International: Ghana 57/1																
6	Wil Trapp	MF	5-8	150	01/15/1993	Columbus, OH	30	29	1	1	157	153	2	15		
Homegrown Player. MLS Season: 6. College: Akron. International: USA 9/0																
7	Pedro Santos	MF	5-6	139	04/22/1988	Lisbon, Portugal	30	29	1	7	39	37	1	9		
Designated Player. MLS Season: 2. Last club: SC Braga (Portugal)																
8	Artur	MF	5-11	154	03/11/1996	Brumado, Bahia, Brazil	32	32	0	2	56	51	0	5		
MLS Season: 2. Last club: Sao Paulo FC (Brazil)																
9	Justin Meram	MF	6-1	173	12/04/1988	Shelby Township, MI	26	21	2	4	214	155	39	37		
MLS Season: 8. Last club: Orlando City SC. 2011 SuperDraft: Round 1, Pick 15 (Univ. of Michigan). International: Iraq 20/2																
10	Federico Higuain	MF	5-8	165	10/25/1984	Buenos Aires, Argentina	30	27	6	9	179	171	54	58		
Designated Player. MLS Season: 6. Last club: Club Atletico Colon (Argentina)																
11	Gyasi Zardes	FW	6-1	187	09/02/1991	Hawthorne, CA	33	33	19	0	164	149	53	17		
Homegrown Player. MLS Season: 6. Last club: LA Galaxy. College: Cal State Univ.-Bakersfield. International: USA 40/6																
13	Mike Grella	MF	5-11	180	01/23/1987	Glen Cove, NY	12	5	1	1	85	66	17	14		
MLS Season: 4. Last club: New York Red Bulls. 2009 SuperDraft: Round 3, Pick 34 (Duke Univ.).																
16	Hector Jimenez	DF	5-9	145	11/03/1988	Huntington Park, CA	11	7	0	1	145	95	5	20		
MLS Season: 8. Last club: LA Galaxy. 2011 SuperDraft: Round 2, Pick 34 (California).																
17	Lalas Abubakar	DF	6-0	180	12/25/1994	Kumasi, Ghana	23	20	1	0	30	26	2	0		
MLS Season: 2. 2017 SuperDraft: Round 1, Pick 5 (Dayton).																
18	Cristian Martinez	MF	5-7	174	02/06/1997	El Chorrillo, Panama City, Panama	14	11	0	2	27	14	1	2		
MLS Season: 3. Last club: Chorrillo FC (Panama). International: Panama 3/0																
19	Milton Valenzuela	DF	5-6	145	08/13/1998	Rosario, Argentina	30	29	1	6	30	29	1	6		
Designated Player. MLS Season: 1. Last club: Newell's Old Boys (Argentina)																
20	Eduardo Sosa	MF	5-7	165	06/20/1996	Barinas, Venezuela	10	3	1	1	10	3	1	1		
MLS Season: 1. Last club: Zamora FC (Venezuela)																
21	Alex Crognale	DF	6-5	205	08/27/1994	Columbus, OH	5	0	1	0	22	12	1	1		
Homegrown Player. MLS Season: 2. College: Maryland																
22	Gaston Sauro	DF	6-3	185	02/23/1990	Rosario, Argentina	7	6	0	0	24	22	0	0		
MLS Season: 4. Last club: FC Basel (Switzerland)																
23	Zack Steffen	GK	6-3	190	04/02/1995	Coatesville, PA	29	29	0	0	63	63	0	1		
MLS Season: 3. Last club: Freiburg (Germany). College: Maryland. International: USA 6/0																
24	Jon Kempin	GK	6-1	175	04/08/1993	Overland Park, KS	5	5	0	0	19	18	0	0		
Homegrown Player. MLS Season: 8. Last club: LA Galaxy																
25	Harrison Afful	DF	5-6	135	07/24/1986	Tema, Ghana	32	32	2	6	95	92	5	12		
MLS Season: 4. Last club: Esperance (Tunisia). International: Ghana 77/1																
26	Luis Argudo	MF	5-9	150	12/13/1995	Queens, NY	18	6	0	0	18	6	0	0		
MLS Season: 1. 2018 SuperDraft: Round 3, Pick 67 (Wake Forest Univ.)																
27	Edward Opoku	FW	5-7	140	08/01/1996	Konongo, Ghana	5	1	0	0	5	1	0	0		
MLS Season: 1. 2018 SuperDraft: Round 2, Pick 32 (Univ. of Virginia)																
28	Niko Hansen	MF	5-10	170	09/14/1994	Randers, Denmark	22	11	3	3	36	14	4	5		
MLS Season: 2. 2017 SuperDraft: Round 1, Pick 9 (Univ. of New Mexico)																
30	Logan Ketterer	GK	6-3	180	11/09/1993	Madison, WI	0	0	0	0	0	0	0	0		
MLS Season: 2. 2017 SuperDraft: Round 4, Pick 71 (Bradley Univ.)																
31	Connor Maloney	DF	5-6	145	05/18/1995	Harrisburg, PA	1	0	0	1	3	1	0	2		
MLS Season: 2. 2017 SuperDraft: Round 3, Pick 49 (Penn State Univ.)																
32	Patrick Mullins	FW	6-1	176	02/05/1992	New Orleans, LA	20	4	1	2	106	55	24	10		
MLS Season: 5. Last club: D.C. United. 2014 SuperDraft: Round 1, Pick 11 (Univ. of Maryland)																
ON LOAN																
12	Ben Lundgaard	GK	6-5	205	09/25/1995	Wilmington, DE	0	0	0	0	0	0	0	0		
MLS Season: 1. 2018 SuperDraft: Round 1, Pick 21 (Virginia Tech Univ.)																
14	Adam Jahn	FW	6-3	201	01/05/1991	Davis, CA	8	0	0	0	103	27	12	2		
MLS Season: 7. Last club: San Jose Earthquakes. 2013 Supplemental Draft: Round 1, Pick 15 (Stanford).																

HEAD COACH : Gregg Berhalter

08/01/1973

W67 L58 T45



COLUMBUS CREW SC PLAYOFF HISTORY

vs. Team	No. of Series	Series W-L	GP	W-L-T	OT	ShO	GF	GA	Mtg.	Round	Last	Series Result
Atlanta	1	1-0	1	1-0-0	1-0-0	1-0	0	0	2017	Wild Card		Won 1 games to 0
Chicago	1	1-0	1	1-0-0	0-0-0	0-0	2	1	2008	Semifinals		Won 1 games to 0
Colorado	2	0-2	3	1-3-0	1-1-0	0-0	2	3	2011	Wild Card		Lost 1 games to 0
D.C. United	3	0-3	8	2-6-0	0-0-0	0-0	12	18	1999	East Finals		Lost 2 games to 1
Kansas City	1	1-0	2	1-0-1	0-0-0	0-0	3	1	2008	Quarterfinals		Won 1 games to 0
Montreal	1	1-0	2	1-1-0	1-0-0	0-0	4	3	2015	Quarterfinals		Won Series Tie-Breaker
New England	3	0-3	7	0-4-3	0-0-2	0-0	6	12	2014	Quarterfinals		Lost 2 games to 0
New York Red Bull	3	3-0	5	4-1-0	0-0-0	1-0	11	6	2015	Semifinals		Won Series Tie-Breaker
New York City FC	1	1-0	2	1-1-0	0-0-0	0-0	4	3	2017	Quarterfinals		Won Series Tie-Breaker
Portland	1	0-1	1	0-1-0	0-0-0	0-0	1	2	2015	MLS Cup '15		Lost MLS Cup '15
Real Salt Lake	1	0-1	2	0-2-0	0-0-0	0-0	2	4	2009	Quarterfinals		Lost 2 games to 0
San Jose	2	1-1	4	2-2-0	0-0-0	0-0	5	8	2002	Quarterfinals		Won 6 pts. to 0
Tampa Bay	3	2-1	7	5-2-0	0-0-0	0-0	11	8	1999	East Semifinals		Won 2 games to 0
Toronto FC	1	0-1	2	0-1-1	0-0-0	0-0	0	1	2017	Semifinals		Lost 1 games to 0
TOTALS	24	11-13	47	18-24-5	2-1-2	2-0	63	70				

COLUMBUS CREW SC -- ALL-TIME POSTSEASON RESULTS

DATE	OPPONENT	RESULT	ATT.	W-L-T	RD.	GOALS:
09/25/1996	Tampa Bay	L 0-2	20,807	0-1-0	QTR	TB: Lassiter (82,87)
09/28/1996	at Tampa Bay	W 2-1	13,009	1-1-0	QTR	CLB: Paz (1) McBride (58); TB: Lassiter (26)
10/02/1996	at Tampa Bay	L 1-4	6,871	1-2-0	QTR	CLB: McBride (35); TB: Vasquez (3) Lassiter (41,58) Pittman (55)
10/05/1997	at Tampa Bay	W 2-1	8,272	1-0-0	QTR	CLB: Farrell (11) Wood (83); TB: Gilmar (35)
10/08/1997	Tampa Bay	W 2-0	13,102	2-0-0	QTR	CLB: McBride (43) Warzycha (73)
10/12/1997	at D.C. United	L 2-3	11,820	2-1-0	SEM	CLB: Farrell (57) Dooley (73); DC: Sanneh (9,45) Diaz Arce (29)
10/15/1997	D.C. United	L 0-1	9,506	2-2-0	SEM	DC: Diaz Arce (47)
09/30/1998	MetroStars	W 5-3	10,996	1-0-0	QTR	CLB: McBride (9,12) Smith (33) Farrell (38) John (58); MET: Hurtado (53) Sorber (60) Joseph (80)
10/03/1998	at MetroStars	W 2-1	11,686	2-0-0	QTR	CLB: John (22); MET: Ramos (13)
10/11/1998	at D.C. United	L 0-2	17,755	2-1-0	SEM	DC: Sanneh (68) Etcheverry (78)
10/18/1998	D.C. United	W 4-2	13,193	3-1-0	SEM	CLB: McBride (8,47) Dooley (37) John (81); DC: Sanneh (65) Lassiter (77)
10/21/1998	at D.C. United	L 0-3	21,453	3-2-0	SEM	DC: Agoos (12) Lassiter (44,79)
10/17/1999	Tampa Bay	W 2-0	9,188	1-0-0	QTR	CLB: John (77,84)
10/22/1999	at Tampa Bay	W 2-0	14,392	2-0-0	QTR	CLB: West (23) Cunningham (88)
10/31/1999	at D.C. United	L 1-2	14,529	2-1-0	SEM	CLB: Cunningham (82); DC: Moreno (15) Olsen (72)
11/07/1999	D.C. United	W 5-1	12,778	3-1-0	SEM	CLB: Elcock (20) Cunningham (41) John (48,61,84); DC: Lassiter (7)
11/13/1999	at D.C. United	L 0-4	21,451	3-2-0	SEM	DC: Moreno (17) Lassiter (34,52) Etcheverry (86)
09/22/2001	San Jose	L 1-3	20,883	0-1-0	QTR	CLB: Warzycha (54); SJ: Donovan (5,45) Lagos (31)
09/26/2001	at San Jose	L 0-3	10,419	0-2-0	QTR	SJ: Lagos (9) Cerritos (68) Donovan (76)
09/25/2002	at San Jose	W 2-1	8,069	1-0-0	QTR	CLB: Buddle (38) Garcia (81); SJ: Donovan (54)
09/28/2002	San Jose	W 2-1	13,004	2-0-0	QTR	CLB: Garcia (50); McBride (81); SJ: Graziani (58)
10/06/2002	at New England	T 0-0 (OT)	11,387	2-0-1	SEM	
10/09/2002	New England	L 0-1	10,245	2-1-1	SEM	NE: Heaps (3)
10/12/2002	at New England	T 2-2 (OT)	9,216	2-1-2	SEM	CLB: McBride (80) Washington (85); NE: Ralston (17) Harris (47)
10/23/2004	at New England	L 0-1	5,679	0-1-0	QTR	NE: John (25)
10/31/2004	New England	T 1-1	15,224	0-1-1	QTR	CLB: Buddle (90); NE: Twellman (81)
11/01/2008	at Kansas City	T 1-1	10,385	0-0-1	QTR	CLB: Lenhart (90); KC: Arnaud (53)
11/08/2008	Kansas City	W 2-0	11,153	1-0-1	QTR	CLB: Evans (7) Rogers (57)
11/13/2008	Chicago	W 2-1	14,688	2-0-1	SEM	CLB: Marshall (49) Gaven (55); CHI: McBride (29)
11/23/2008	New York	W 3-1	27,000	3-0-1	FIN	CLB: Moreno (31) Marshall (53) Hejduk (82); NY: Wolyniec (51)
10/31/2009	at Real Salt Lake	L 0-1	11,499	0-1-0	QTR	RSL: Findley (88)
11/05/2009	Real Salt Lake	L 2-3	10,109	0-2-0	QTR	CLB: Schelotto (19,35); RSL: Morales (37) Findley (45) Williams (74)
10/28/2010	at Colorado	L 0-1	11,872	0-1-0	QTR	COL: Mastroeni (23)
11/06/2010	Colorado	W 2-1 (OT)	10,322	1-2-0	QTR	CLB: Gaven (22) Rogers (70); COL: Casey (84)
10/27/2011	at Colorado	L 0-1	7,803	0-1-0	WC	COL: Cummings (45)
11/01/2014	New England	L 2-4	9,074	0-1-0	QTR	CLB: Meram (64) Higuain (94+); NE: Davies (34,78) Tierney (51) Nguyen (70)
11/09/2014	at New England	L 1-3	20,184	0-2-0	QTR	CLB: Tchani (69); NE: Nguyen (43) Goncalves (55) Bunbury (77)
11/01/2015	at Montreal	L 1-2	17,655	0-1-0	QTR	CLB: Higuain (33); MTL: Bernier (37) Venegas (77)
11/08/2015	Montreal	W 3-1 (OT)	19,026	1-1-0	QTR	CLB: Kamara (4,111) Finlay (77); MTL: Duka (40)
11/22/2015	New York Red Bull	W 2-0	21,617	2-1-0	SEM	CLB: Meram (0:09) Kamara (85)
11/29/2015	at New York Red B	L 0-1	25,219	2-2-0	SEM	NYR: Abang (93+)
12/06/2015	Portland	L 1-2	21,747	2-3-0	FIN	CLB: Kamara (18); POR: Valeri (0:27) Wallace (7)



COLUMBUS CREW SC

DATE	OPPONENT	RESULT	ATT.	W-L-T	RD.	GOALS:
10/26/2017	at Atlanta	T 0-0 (OT)	67,221	0-0-1	WC	
10/31/2017	New York City FC	W 4-1	14,416	1-0-1	QTR	CLB: Kamara (6) Artur (58) Meram (69) Afful (93+); NYC: Villa (78)
11/05/2017	at New York City	L 0-2	23,246	1-1-1	QTR	NYC: Villa (16) Struna (53)
11/21/2017	Toronto FC	T 0-0	21,289	1-1-2	SEM	
11/29/2017	at Toronto FC	L 0-1	30,392	1-2-2	SEM	TOR: Altidore (60)

CAREER POSTSEASON STATISTICS FOR CURRENT COLUMBUS CREW SC PLAYERS

UNF	POS	PLAYER	GP	GS	MIN	G	A	SHT	SOG	PKG	PKA	SKG	SKA	FC	FS	OFF	CK	C	E
17	D	Lalas Abubakar	3	1	89	0	0	0	0	0	0	0	0	2	0	0	0	0	0
25	D	Harrison Afful	10	10	945	1	0	11	4	0	0	0	0	10	9	2	0	2	0
2	M	Ricardo Clark	25	24	2171	2	2	36	14	0	0	0	0	61	49	3	0	7	0
8	M	Artur	3	3	299	1	0	2	1	0	0	0	0	7	2	0	0	2	0
13	F	Mike Grella	6	5	381	0	0	9	5	0	0	0	0	4	6	0	0	0	0
28	F	Niko Hansen	1	0	16	0	0	0	0	0	0	1	1	0	0	0	0	0	0
10	F	Federico Higuain	11	11	1048	2	4	24	8	1	1	1	1	11	13	1	43	0	0
14	F	Adam Jahn	3	0	13	0	0	1	0	0	0	1	1	2	1	0	0	0	0
16	M	Hector Jimenez	8	6	498	0	0	1	0	0	0	0	0	5	3	0	5	1	0
4	D	Jonathan Mensah	5	5	480	0	0	2	0	0	0	0	0	9	4	1	0	2	0
9	M	Justin Meram	12	12	993	3	2	24	9	0	0	0	0	14	14	2	0	1	1
32	F	Patrick Mullins	4	1	154	0	1	6	3	0	0	0	0	3	3	1	0	0	0
7	M	Pedro Santos	5	5	430	0	0	13	3	0	0	0	0	4	14	1	5	1	0
22	D	Gaston Sauro	4	4	390	0	0	2	1	0	0	0	0	8	0	0	0	3	0
20	M	Wil Trapp	12	12	1140	0	0	4	1	0	0	0	0	11	13	1	0	0	0
3	D	Josh Williams	7	6	604	0	0	2	1	0	0	0	0	7	1	1	0	1	0
11	F	Gyasi Zardes	8	8	780	2	1	18	5	0	0	0	0	11	7	5	1	0	0
UNF	POS	GOALKEEPER	GP	GS	MIN	SHTS	SV	GA	GAA	PKG	PKA	SKG	SKA	W	L	T	SO		
24	GK	Jon Kempin	1	0	36	0	0	1	2.50	0	0	7	11	0	0	1	0		
23	GK	Zack Steffen	5	5	480	1	19	4	0.75	1	2	1	4	2	2	1	2		



ALL-TIME COLUMBUS CREW SC POSTSEASON STATISTICS (18-23-6, 58 PTS.)

PLAYER	GP	GS	MIN	G	A
Brian McBride	22	22	1933	9	3
Stern John	10	10	894	8	2
Kei Kamara	5	5	480	4	0
Jeff Cunningham	17	12	1166	3	5
Jason Farrell	14	9	818	3	2
Justin Meram	12	12	993	3	2
Guillermo Barros Schelot	7	7	623	2	7
Robert Warzycha	17	13	1268	2	5
Federico Higuain	11	11	1048	2	4
Edson Buddle	7	4	371	2	2
Thomas Dooley	10	9	816	2	1
Freddy Garcia	5	5	470	2	1
Eddie Gaven	9	9	830	2	1
Chad Marshall	11	11	1019	2	0
Robbie Rogers	9	8	739	2	0
Ansil Elcock	14	12	1089	1	5
Alejandro Moreno	5	5	450	1	3
Brian West	16	6	618	1	2
Ola Kamara	5	5	466	1	1
Harrison Afful	10	10	945	1	0
Artur	3	3	299	1	0
Brad Evans	4	4	360	1	0
Ethan Finlay	7	7	570	1	0
Frankie Hejduk	10	10	914	1	0
Steven Lenhart	6	2	212	1	0
Adrian Paz	3	2	106	1	0
Rob Smith	15	9	876	1	0
Tony Tchani	8	8	678	1	0
Dante Washington	5	2	264	1	0
A.J. Wood	3	1	100	1	0
Andy Williams	7	5	417	0	6
Brian Maisonneuve	17	16	1317	0	3
Todd Yeagley	17	16	1448	0	3
Mike Clark	22	22	1869	0	2
John DeBrito	5	5	395	0	2
Emmanuel Ekpo	7	3	256	0	2
Kyle Martino	6	3	333	0	2
Marcelo Carrera	4	2	185	0	1
Brian Carroll	8	8	744	0	1
Waylon Francis	7	7	643	0	1
Cedrick Mabwati	4	0	98	0	1
Pete Marino	7	0	174	0	1
Ross Paule	2	2	180	0	1
Tony Sanneh	2	2	180	0	1
Mohammed Abu	3	2	171	0	0
Lalas Abubakar	3	1	89	0	0
Ubusuku Abukusumo	3	1	133	0	0
Bernardo Anor	1	0	17	0	0
Jairo Arrieta	2	1	85	0	0
Rich Balchan	1	1	90	0	0
Shane Battelle	1	0	20	0	0
Adam Bedell	1	0	45	0	0
Tenywa Bonseu	2	2	180	0	0
Eric Brunner	3	3	300	0	0
Kevin Burns	2	0	45	0	0
Jon Busch	7	7	650	0	0
Paul Caligiuri	3	3	270	0	0
Steve Clark	7	7	660	0	0
Eric Denton	5	5	470	0	0
Mark Dougherty	5	5	450	0	0
Mike Duhaney	2	2	103	0	0
Dilly Duka	1	1	65	0	0
Brian Dunseth	5	5	470	0	0
Simon Elliott	2	2	153	0	0
Shaun Francis	2	2	210	0	0
Robin Fraser	2	2	180	0	0
Brad Friedel	7	7	630	0	0
Josh Gardner	1	1	90	0	0
Jason Garey	4	0	96	0	0
Eric Gehrig	2	1	77	0	0
Kevan George	2	0	9	0	0
Andy Gruenebaum	2	2	210	0	0
Niko Hansen	1	0	16	0	0
John Harkes	2	2	166	0	0
Tommy Heinemann	1	0	5	0	0
Ezra Hendrickson	1	0	1	0	0
William Hesmer	7	7	630	0	0
Ricardo Iribarren	7	7	574	0	0
Andy Iro	4	1	94	0	0

COLUMBUS CREW SC

Adam Jahn	3	0	13	0	0
Julius James	1	1	90	0	0
Hector Jimenez	6	5	417	0	0
Doctor Khumalo	2	2	163	0	0
Chris Klute	2	0	14	0	0
Mike Lapper	11	11	936	0	0
Kekuta Manneh	5	0	126	0	0
Chad McCarty	5	5	369	0	0
Jack McInerney	2	0	64	0	0
Andres Mendoza	3	2	177	0	0
Jonathan Mensah	5	5	480	0	0
Janusz Michallik	1	1	84	0	0
Todd Miller	1	0	10	0	0
Sebastian Miranda	1	1	70	0	0
Danny O'Rourke	6	6	540	0	0
Duncan Oughton	7	7	641	0	0
Gino Padula	6	6	533	0	0
Michael Parkhurst	7	7	660	0	0
John Wilmar Perez	5	3	274	0	0
Tom Presthus	2	2	180	0	0
Jukka Raitala	2	1	137	0	0
Emilio Renteria	2	1	102	0	0
Mohammed Saeid	2	0	16	0	0
Jorge Salcedo	2	0	31	0	0
Pedro Santos	5	5	430	0	0
Gaston Sauro	4	4	390	0	0
Aaron Schoenfeld	1	1	90	0	0
Juergen Sommer	5	5	450	0	0
Ben Speas	1	0	16	0	0
Zack Steffen	5	5	480	0	0
Danny Szetela	2	0	22	0	0
Billy Thompson	7	3	290	0	0
Daniel Torres	5	2	292	0	0
Wil Trapp	12	12	1140	0	0
Tyson Wahl	5	3	220	0	0
Josh Williams	6	5	514	0	0
Chris Wingert	2	2	134	0	0
Team totals	47	47	4340	63	73
Opponent totals	47	47	4340	70	86

CREW SC INDIVIDUAL GOALKEEPING

GOALKEEPER	GP	GS	SV	GA	GAA	SO
Zack Steffen	5	5	19	4	0.75	2
Andy Gruenebaum	2	2	7	2	0.86	0
Jon Busch	7	7	27	7	0.97	1
William Hesmer	7	7	16	8	1.14	1
Mark Dougherty	5	5	17	7	1.40	2
Brad Friedel	7	7	34	12	1.71	1
Steve Clark	7	7	38	13	1.77	1
Juergen Sommer	5	5	17	11	2.20	0
Tom Presthus	2	2	8	6	3.00	0
Team totals	47	47	184	70	1.45	8
Opponent totals	47	47	167	63	1.31	17



COLUMBUS CREW SC

COLUMBUS CREW SC INDIVIDUAL HIGH GAMES (2018)

Goals				
3	Gyasi Zardes	10/28/2018	vs. MIN	W 3-2
Assists				
2	Federico Higuain	03/24/2018	vs. DC	W 3-1
2	Cristian Martinez	03/24/2018	vs. DC	W 3-1
Shots				
6	Pedro Santos	04/14/2018	at DC	L 0-1
6	Pedro Santos	09/01/2018	vs. NYC	W 2-1
6	Pedro Santos	09/22/2018	vs. COL	W 2-1
6	Gyasi Zardes	10/28/2018	vs. MIN	W 3-2
Shots on Goal				
4	Justin Meram	09/01/2018	vs. NYC	W 2-1
Fouls Committed				
5	Pedro Santos	04/28/2018	vs. SJ	W 2-1
Fouls Suffered				
6	Pedro Santos	04/14/2018	at DC	L 0-1
6	Pedro Santos	07/28/2018	at NYR	W 3-2
Offside				
3	Gyasi Zardes	03/03/2018	at TOR	W 2-0
3	Harrison Afful	06/02/2018	vs. TOR	T 3-3
3	Justin Meram	09/01/2018	vs. NYC	W 2-1
Saves				
6	Zack Steffen	05/19/2018	at NE	W 1-0
6	Zack Steffen	10/06/2018	at MTL	L 0-3
Shots Faced				
9	Zack Steffen	10/06/2018	at MTL	L 0-3
Goals Allowed				
4	Zack Steffen	07/07/2018	at LA	L 0-4

TEAM HIGH GAMES (2018)

Goals				
3	7 times			
Assists				
5	03/24/2018	vs. DC	W 3-1	
Shots				
24	04/14/2018	at DC	L 0-1	
Shots on Goal				
10	09/22/2018	vs. COL	W 2-1	
Fouls Committed				
18	04/28/2018	vs. SJ	W 2-1	
Fouls Suffered				
16	04/14/2018	at DC	L 0-1	
16	07/28/2018	at NYR	W 3-2	
Corner Kicks				
17	07/21/2018	vs. ORL	W 3-2	
Offside				
7	03/03/2018	at TOR	W 2-0	
Saves				
6	05/19/2018	at NE	W 1-0	
6	10/06/2018	at MTL	L 0-3	
Shots Faced				
9	10/06/2018	at MTL	L 0-3	
Goals Allowed				
4	07/07/2018	at LA	L 0-4	

TEAM LOW GAMES (2018)

Shots				
5	05/05/2018	at SEA	T 0-0	
Shots on Goal				
1	06/23/2018	at LFC	L 0-2	
1	09/15/2018	at DAL	T 0-0	
Fouls Committed				
7	03/03/2018	at TOR	W 2-0	
7	04/07/2018	at CHI	L 0-1	
7	05/12/2018	vs. CHI	W 3-0	
7	08/23/2018	at CHI	T 1-1	
Fouls Suffered				
3	05/12/2018	vs. CHI	W 3-0	
Corner Kicks				
0	05/05/2018	at SEA	T 0-0	
Offside				
0	05/05/2018	at SEA	T 0-0	
0	05/27/2018	at KC	T 0-0	
0	10/28/2018	vs. MIN	W 3-2	
Saves				
0	6 times			
Shots Faced				
0	09/29/2018	vs. PHI	T 0-0	

COLUMBUS CREW INDIVIDUAL POSTSEASON HIGH GAMES (1998-2017)

Goals				
3	Stern John	11/07/1999	vs. DC	W 5-1
Assists				
3	Ansil Elcock	09/30/1998	vs. MET	W 5-3
3	Guillermo Barros Schelotto	11/23/2008	vs. NY	W 3-1
Shots				
7	Robert Warzycha	10/08/1997	vs. TB	W 2-0
7	Robert Warzycha	10/15/1997	vs. DC	L 0-1
7	Stern John	10/22/1999	at TB	W 2-0
Shots on Goal				
4	Stern John	11/07/1999	vs. DC	W 5-1
Fouls Committed				
6	Ansil Elcock	11/07/1999	vs. DC	W 5-1
6	Jonathan Mensah	11/29/2017	at TOR	L 0-1
Fouls Suffered				
9	Stern John	10/03/1998	at MET	W 1-1
9	Andy Williams	10/03/1998	at MET	W 1-1
Offside				
5	Stern John	10/17/1999	vs. TB	W 2-0
Saves				
9	Steve Clark	11/08/2015	vs. MTL	W 3-1
Shots Faced				
10	Steve Clark	11/09/2014	at NE	L 1-3
10	Steve Clark	11/08/2015	vs. MTL	W 3-1
Goals Allowed				
4	Brad Friedel	10/02/1996	at TB	L 1-4
4	Mark Dougherty	11/13/1999	at DC	L 0-4
4	Steve Clark	11/01/2014	vs. NE	L 2-4

TEAM POSTSEASON HIGH GAMES (1998-2017)

Goals				
5	09/30/1998	vs. MET	W 5-3	
5	11/07/1999	vs. DC	W 5-1	
Assists				
8	11/07/1999	vs. DC	W 5-1	
Shots				
24	10/12/2002	at NE	T 2-2	
Shots on Goal				
12	10/12/2002	at NE	T 2-2	
Fouls Committed				
30	11/07/1999	vs. DC	W 5-1	
Fouls Suffered				
29	10/03/1998	at MET	W 1-1	
Corner Kicks				
11	10/09/2002	vs. NE	L 0-1	
11	10/12/2002	at NE	T 2-2	
Offside				
9	10/18/1998	vs. DC	W 4-2	
9	10/17/1999	vs. TB	W 2-0	
Saves				
9	11/08/2015	vs. MTL	W 3-1	
Shots Faced				
11	11/08/2015	vs. MTL	W 3-1	
Goals Allowed				
4	10/02/1996	at TB	L 1-4	
4	11/13/1999	at DC	L 0-4	
4	11/01/2014	vs. NE	L 2-4	

TEAM POSTSEASON LOW GAMES (1998-2017)

Shots				
6	11/01/2015	at MTL	L 1-2	
Shots on Goal				
1	12/06/2015	vs. POR	L 1-2	
1	11/05/2017	at NYC	L 0-2	
1	11/29/2017	at TOR	L 0-1	
Fouls Committed				
4	10/31/2017	vs. NYC	W 4-1	
Fouls Suffered				
7	10/31/2017	vs. NYC	W 4-1	
Corner Kicks				
1	11/08/2008	vs. KC	W 2-0	
1	11/01/2015	at MTL	L 1-2	
Offside				
0	10/21/1998	at DC	L 0-3	
0	11/01/2008	at KC	T 1-1	
0	11/13/2008	vs. CHI	W 2-1	
0	11/22/2015	vs. NYR	W 2-0	
Saves				
0	11/07/1999	vs. DC	W 5-1	
0	11/23/2008	vs. NY	W 3-1	
0	11/21/2017	vs. TOR	T 0-0	
Shots Faced				
0	11/21/2017	vs. TOR	T 0-0	



2018 COLUMBUS CREW SC STATISTICS (14-11-9, 51 pts.)

UNF	POS	PLAYER	GP	GS	MIN	G	A	SHT	SOG	FC	FS	OFF	CK	C	E
11	F	Gyasi Zardes	33	33	2948	19	0	89	40	27	33	20	0	3	0
10	M	Federico Higuain	30	27	2380	6	9	52	17	22	20	9	100	5	1
28	M	Niko Hansen	22	11	1031	3	3	33	8	10	11	4	0	1	0
25	D	Harrison Afful	32	32	2864	2	6	56	13	17	21	15	0	1	0
9	M	Justin Meram (TOT)	26	21	1867	2	4	56	15	16	21	17	6	0	0
9	M	Justin Meram (CLB)	9	7	595	1	1	15	4	3	8	7	1	0	0
7	M	Pedro Santos	30	29	2221	1	7	72	20	32	83	4	88	4	1
19	D	Milton Valenzuela	30	29	2557	1	6	17	4	27	26	1	2	6	0
32	F	Patrick Mullins (TOT)	20	4	510	1	2	10	4	14	20	7	0	0	0
32	F	Patrick Mullins (CLB)	10	2	285	1	1	9	4	6	7	4	0	0	0
2	M	Ricardo Clark	13	8	642	1	1	12	3	5	3	0	0	1	0
13	M	Mike Grella	12	5	480	1	1	10	3	7	4	0	2	1	0
20	M	Eduardo Sosa	10	3	385	1	1	11	4	9	12	0	6	1	1
6	M	Wil Trapp	30	29	2620	1	1	8	3	31	30	0	1	3	0
17	D	Lalas Abubakar	23	20	1771	1	0	9	3	29	7	0	0	3	0
21	D	Alex Crognale	5	0	97	1	0	1	1	0	0	0	0	0	0
4	D	Jonathan Mensah	27	26	2347	1	0	19	6	20	10	1	0	7	0
8	M	Artur	32	32	2784	0	2	43	9	47	27	2	1	5	0
18	M	Cristian Martinez	14	11	841	0	2	14	5	13	13	9	1	1	0
16	D	Hector Jimenez	11	7	655	0	1	4	3	6	3	0	0	1	0
31	D	Connor Maloney	1	0	28	0	1	0	0	1	0	0	0	1	0
8	M	Mohammed Abu	4	0	93	0	0	1	0	3	2	0	0	0	0
26	M	Luis Argudo	18	6	630	0	0	11	2	15	8	2	13	0	0
14	F	Adam Jahn	8	0	68	0	0	3	0	3	2	2	0	0	0
24	G	Jon Kempin	5	5	450	0	0	0	0	0	0	0	0	0	0
27	F	Edward Opoku	5	1	150	0	0	1	1	3	5	1	0	0	0
22	D	Gaston Sauro	7	6	521	0	0	0	0	12	2	0	0	1	0
23	G	Zack Steffen	29	29	2610	0	0	0	0	0	3	0	0	2	0
3	D	Josh Williams	21	16	1485	0	0	8	2	17	7	1	0	3	0
30	G	Logan Ketterer	0	0	0	0	0	0	0	0	0	0	0	0	0
12	G	Ben Lundgaard	0	0	0	0	0	0	0	0	0	0	0	0	0
		Own-goals received				2									
		Team totals	34	34	3060	43	43	498	155	365	362	82	215	50	3
		Opponent totals	34	34	3060	45	40	365	121	362	365	37	128	66	2

GAME-WINNING GOALS: Gyasi Zardes 4, Federico Higuain 3, Wil Trapp 1, Eduardo Sosa 1, Justin Meram 1
Mike Grella 1, Ricardo Clark 1, Lalas Abubakar 1

GAME-WINNING ASSISTS: Pedro Santos 3, Harrison Afful 3, Milton Valenzuela 2, Federico Higuain 2
Niko Hansen 1, Mike Grella 1, Artur 1

PENALTY KICK GOALS/ATTEMPTS: Gyasi Zardes 3-4, Federico Higuain 3-3

COLUMBUS CREW SC INDIVIDUAL GOALKEEPING

UNF	POS	GOALKEEPER	GP	GS	MIN	SHTS	SV	GA	GAA	PG	PA	W	L	T	SO
23	G	Zack Steffen	29	29	2610	103	66	37	1.28	4	4	12	10	7	10
24	G	Jon Kempin	5	5	450	18	10	8	1.60	1	1	2	1	2	0
		Team totals	34	34	3060	121	76	45	1.32	5	5	14	11	9	10
		Opponent totals	34	34	3060	155	112	43	1.26	6	7	11	14	9	12

* = Played with other teams in 2018. Only Columbus Crew SC statistics listed here.



COLUMBUS CREW SC

COLUMBUS CREW SC 2018 SCHEDULE

DAY	DATE	OPPONENT	RESULT	ATT.	W-L-T	POS.	PTS	NOTES:
Sat.	Mar. 3	at Toronto FC	W 2-0	26,633	1-0-0	T1	3	CLB: Higuain (44) Zardes (46)
Sat.	Mar. 10	Montreal	W 3-2	11,098	2-0-0	1	6	CLB: Higuain (12) Zardes (15,94+); MTL: Piatti (59) Edwards (85)
Sat.	Mar. 17	at Philadelphia	T 0-0	15,323	2-0-1	2	7	
Sat.	Mar. 24	D.C. United	W 3-1	8,443	3-0-1	T1	10	CLB: Valenzuela (20) Clark (40) Santos (42); DC: Asad (30)
Sat.	Mar. 31	Vancouver	L 1-2	8,992	3-1-1	2	10	CLB: Zardes (29); VAN: Shea (51) Kamara (78)
Sat.	Apr. 7	at Chicago	L 0-1	11,023	3-2-1	T3	10	CHI: Nikolic (27)
Sat.	Apr. 14	at D.C. United	L 0-1	12,396	3-3-1	T3	10	DC: Segura (0:43)
Sat.	Apr. 21	New England	T 2-2	11,264	3-3-2	T4	11	CLB: own goal (9) Zardes (43); NE: Bunbury (14) Penilla (46+)
Sat.	Apr. 28	San Jose	W 2-1	11,479	4-3-2	T3	14	CLB: Afful (28) Grella (84); SJ: Hoesen (45)
Sat.	May 5	at Seattle	T 0-0	39,515	4-3-3	T4	15	
Wed.	May 9	Philadelphia	W 1-0	7,683	5-3-3	4	18	CLB: Zardes (53)
Sat.	May 12	Chicago	W 3-0	11,108	6-3-3	2	21	CLB: Higuain (28) Zardes (50,70)
Sat.	May 19	at New England	W 1-0	14,087	7-3-3	T2	24	CLB: Abubakar (85)
Sun.	May 27	at Sporting KC	T 0-0	20,697	7-3-4	T1	25	
Sat.	June 2	Toronto FC	T 3-3	12,305	7-3-5	3	26	CLB: Zardes (67) Crognale (81) Higuain (90); TOR: Vazquez (17) Ricketts (38) Giovinco (57)
Sat.	June 9	New York Red Bull	T 1-1	11,246	7-3-6	3	27	CLB: Zardes (26); NYR: Muyl (57)
Wed.	June 13	Atlanta	L 0-2	10,132	7-4-6	3	27	ATL: Martinez (30) Villalba (82)
Sat.	June 23	at Los Angeles FC	L 0-2	22,000	7-5-6	4	27	LFC: Ciman (4) Diomande (8)
Sat.	June 30	Real Salt Lake	W 2-1	16,680	8-5-6	3	30	CLB: Zardes (6) Sosa (23); RSL: Rusnak (74)
Sat.	July 7	at LA Galaxy	L 0-4	21,211	8-6-6	4	30	LA: Kamara (42) Ibrahimovic (56) Alessandrini (67,93+)
Sat.	July 14	at New York City	L 0-2	21,085	8-7-6	4	30	NYC: Medina (80) Tinnerholm (90)
Sat.	July 21	Orlando City SC	W 3-2	14,052	9-7-6	4	33	CLB: Zardes (51,88) Trapp (92+); ORL: Kljestan (16) Pinho (58)
Sat.	July 28	at New York Red B	W 3-2	16,459	10-7-6	4	36	CLB: Mensah (7) Mullins (24) own goal (31); NYR: own goal (50) Royer (69)
Sat.	Aug. 11	Houston	W 1-0	15,891	11-7-6	4	39	CLB: Zardes (91+)
Sun.	Aug. 19	at Atlanta	L 1-3	45,303	11-8-6	4	39	CLB: Zardes (50); ATL: Martinez (31) Villalba (76) Almiron (82)
Thu.	Aug. 23	at Chicago	T 1-1	8,551	11-8-7	4	40	CLB: Hansen (87); CHI: Nikolic (67)
Sat.	Sept. 1	New York City FC	W 2-1	11,991	12-8-7	4	43	CLB: Afful (61) Meram (63); NYC: Tajouri-Shradi (53)
Sat.	Sept. 15	at FC Dallas	T 0-0	16,030	12-8-8	4	44	
Wed.	Sept. 19	at Portland	L 2-3	21,144	12-9-8	4	44	CLB: Hansen (7,93+); POR: Guzman (18) Polo (37) own goal (48)
Sat.	Sept. 22	Colorado	W 2-1	19,121	13-9-8	4	47	CLB: Zardes (17) Higuain (57); COL: Gashi (26)
Sat.	Sept. 29	Philadelphia	T 0-0	12,441	13-9-9	4	48	
Sat.	Oct. 6	at Montreal	L 0-3	19,015	13-10-9	5	48	MTL: Taider (32) Silva (44) Piatti (59)
Sun.	Oct. 21	at Orlando City S	L 1-2	23,642	13-11-9	6	48	CLB: Higuain (54); ORL: Yotun (57) Kljestan (96+)
Sun.	Oct. 28	Minnesota	W 3-2	17,677	14-11-9	T4	51	CLB: Zardes (11,49,83); MIN: Calvo (68,77)



COLUMBUS CREW SC

Game #	Date	Opponent	Score	Goals
Game #1	03/03/2018	CLB 2 at TOR	0 W	
Game #2	03/10/2018	CLB 3 vs MTL	2 W	Higuain 1 (Valenzuela 1, Artur 1) 44; Zardes 1 (Santos 1) 46
Game #3	03/17/2018	CLB 0 at PHI	0 T	Higuain 2 (penalty kick) 12; Zardes 2 (unassisted) 15; Zardes 3 (penalty kick) 94+
Game #4	03/24/2018	CLB 3 vs DC	1 W	
Game #5	03/31/2018	CLB 1 vs VAN	2 L	Valenzuela 1 (Martinez 1, Artur 2) 20; Clark 1 (Higuain 1) 40; Santos 1 (Martinez 2, Higuain 2) 42
Game #6	04/07/2018	CLB 0 at CHI	1 L	Zardes 4 (unassisted) 29
Game #7	04/14/2018	CLB 0 at DC	1 L	
Game #8	04/21/2018	CLB 2 vs NE	2 T	own goal (Farrell) 9; Zardes 5 (Higuain 3, Santos 2) 43
Game #9	04/28/2018	CLB 2 vs SJ	1 W	Afful 1 (Higuain 4, Valenzuela 2) 28; Grella 1 (Santos 3) 84
Game #10	05/05/2018	CLB 0 at SEA	0 T	
Game #11	05/09/2018	CLB 1 vs PHI	0 W	Zardes 6 (unassisted) 53
Game #12	05/12/2018	CLB 3 vs CHI	0 W	Higuain 3 (penalty kick) 28; Zardes 7 (Hansen 1) 50; Zardes 8 (Clark 1, Jimenez 1) 70
Game #13	05/19/2018	CLB 1 at NE	0 W	Abubakar 1 (Higuain 5) 85
Game #14	05/27/2018	CLB 0 at KC	0 T	
Game #15	06/02/2018	CLB 3 vs TOR	3 T	Zardes 9 (Higuain 6) 67; Crognale 1 (unassisted) 81; Higuain 4 (penalty kick) 90
Game #16	06/09/2018	CLB 1 vs NYR	1 T	Zardes 10 (Afful 1, Higuain 7) 26
Game #17	06/13/2018	CLB 0 vs ATL	2 L	
Game #18	06/23/2018	CLB 0 at LFC	2 L	
Game #19	06/30/2018	CLB 2 vs RSL	1 W	Zardes 11 (penalty kick) 6; Sosa 1 (Santos 4, Afful 2) 23
Game #20	07/07/2018	CLB 0 at LA	4 L	
Game #21	07/14/2018	CLB 0 at NYC	2 L	
Game #22	07/21/2018	CLB 3 vs ORL	2 W	Zardes 12 (Hansen 2, Afful 3) 51; Zardes 13 (penalty kick) 88; Trapp 1 (Grella 1) 92+
Game #23	07/28/2018	CLB 3 at NYR	2 W	Mensah 1 (Mullins 2, Santos 5) 7; Mullins 1 (Afful 4, Valenzuela 3) 24; own goal (Davis) 31
Game #24	08/11/2018	CLB 1 vs HOU	0 W	Zardes 14 (Afful 5) 91+
Game #25	08/19/2018	CLB 1 at ATL	3 L	Zardes 15 (Trapp 1) 50
Game #26	08/23/2018	CLB 1 at CHI	1 T	Hansen 1 (unassisted) 87
Game #27	09/01/2018	CLB 2 vs NYC	1 W	Afful 2 (unassisted) 61; Meram 2 (Santos 6) 63
Game #28	09/15/2018	CLB 0 at DAL	0 T	
Game #29	09/19/2018	CLB 2 at POR	3 L	Hansen 2 (Valenzuela 4, Santos 7) 7; Hansen 3 (Maloney 1, Sosa 1) 93+
Game #30	09/22/2018	CLB 2 vs COL	1 W	Zardes 16 (Higuain 8, Meram 4) 17; Higuain 5 (Valenzuela 5) 57
Game #31	09/29/2018	CLB 0 vs PHI	0 T	
Game #32	10/06/2018	CLB 0 at MTL	3 L	
Game #33	10/21/2018	CLB 1 at ORL	2 L	Higuain 6 (unassisted) 54
Game #34	10/28/2018	CLB 3 vs MIN	2 W	Zardes 17 (Valenzuela 6, Higuain 9) 11; Zardes 18 (unassisted) 49; Zardes 19 (Hansen 3, Afful 6) 83



COLUMBUS CREW SC

U.S. OPEN CUP

4R
CHI
2-2

Player

2	Ricardo Clark	
3	Josh Williams	
4	Jonathan Mensah	
6	Wil Trapp	
7	Artur	
8	Mohammed Abu	120M
9	Pedro Santos	
10	Federico Higuain	
11	Gyasi Zardes	
12	Ben Lundgaard	
13	Mike Grella	
14	Adam Jahn	120F
16	Hector Jimenez	120D
17	Lalas Abubakar	42
18	Cristian Martinez	120M
19	Milton Valenzuela	27
20	Eduardo Sosa	120M
21	Alex Crognale	120D
22	Gaston Sauro	78D
23	Zack Steffen	
24	Jon Kempin	
25	Harrison Afful	
26	Luis Argudo	120M
27	Edward Opoku	55
28	Niko Hansen	65M
30	Logan Ketterer	120G
31	Connor Maloney	93D

U.S. OPEN CUP

4R 06/06/2018

CLB 2

vs CHI 2

T (9-10 pens)

Martinez (Hansen)

10; Jahn (Martinez)

114





FC DALLAS

2018 RECORD

	GP	W-L-T	PTS	GF	GA
FC Dallas	34	16-9-9	57	52	44

RECORD at TOYOTA STADIUM

	GP	W-L-T	PTS	GF	GA
	17	10-2-5	35	32	19

RECORD on road

	GP	W-L-T	PTS	GF	GA
	17	6-7-4	22	20	25

RECORD at the half

	W	L	T
LEADING	11	1	2
TIED	5	2	5
TRAILING	0	6	2

RECORD with the first goal

	W	L	T
SCORING	16	2	4
CONCEDING	0	7	3

TEAM COMPARISONS

	FOR	AGAINST
GOALS SCORED	1.53 (13th)	1.29 (4th)
TOTAL SHOTS	14.21 (8th)	12.97 (11th)
SHOTS ON GOAL	5.21 (9th)	4.09 (4th)
SHOOTING ACCURACY	36.6% (13th)	31.5% (3rd)
SCORING %AGE	10.8% (18th)	10.0% (5th)
FOULS	11.24 (14th)	10.32 (3rd)
CORNER KICKS	5.56 (6th)	5.00 (10th)
OFFSIDE	2.32 (6th)	1.26 (3rd)

GOALS SCORED IN GAME

GP	0	1	2	3	4+	TOT	AVG
34	6	13	7	7	1	52	1.53

GOALS ALLOWED IN GAME

GP	0	1	2	3	4+	TOT	AVG
34	10	10	9	4	1	44	1.29

GOALS BY INTERVALS

	TOT	0-15	16-30	31-45+	46-60	61-75	76-90+
FOR	52	6	9	7	12	9	9
AGAINST	44	5	3	6	7	10	13

WHERE THE GOALS COME FROM

	FOR	AGAINST
GOALS SCORED	52	44
MINUTES PER GOAL	59	70

HOW SCORED

RIGHT FOOT	22	22
LEFT FOOT	18	16
HEADERS	11	6
OTHER	1	0

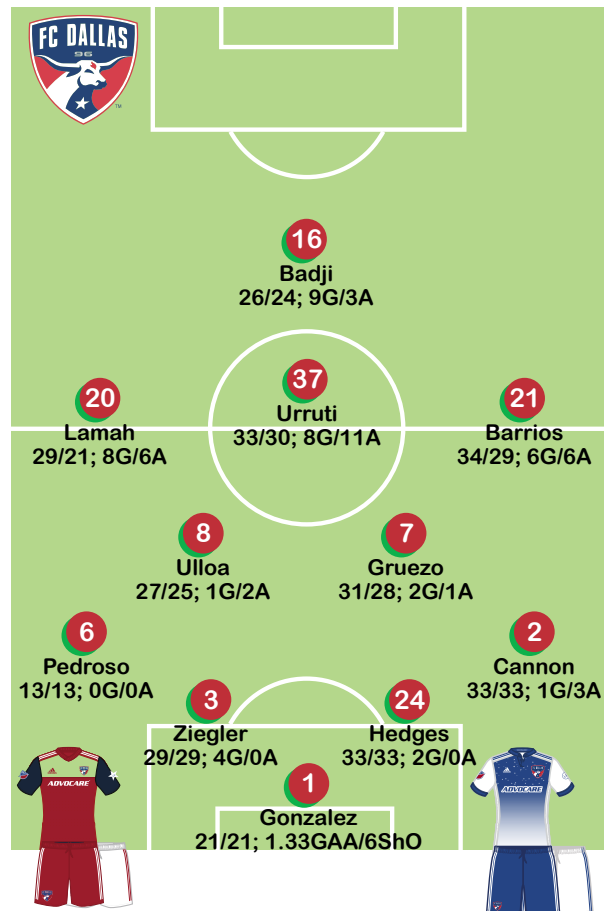
TYPE OF PLAY

OPEN PLAY	35	27
CROSS	2	2
CORNER	5	5
REBOUND	0	1
PENALTIES	4	5
DIRECT FROM FREE KICK	1	1
FREE KICK (INDIRECT)	3	2
OWN GOALS	2	1

DISTANCE

INSIDE GOAL AREA	14	8
INSIDE PENALTY AREA	28	32
OUTSIDE PENALTY AREA	10	4

PRIMARY TEAM





FC DALLAS

No.	Player	Pos	Ht	Wt	Birthdate	Birthplace	2018				CAREER			
							GP	GS	G	A	GP	GS	G	A
1	Jesse Gonzalez	GK	6-4	185	05/25/1995	Edenton, NC	21	21	0	0	67	67	0	0
Homegrown Player. MLS Season: 6.														
2	Reggie Cannon	DF	5-11	165	06/11/1998	Chicago, IL	33	33	1	3	34	33	1	3
Homegrown Player. MLS Season: 2. International: USA 1/0														
3	Reto Ziegler	DF	6-0	176	01/16/1986	Nyon, Switzerland	29	29	4	0	29	29	4	0
MLS Season: 1. Last club: FC Luzern (Switzerland). International: Switzerland 35/1														
5	Moises Hernandez	DF	6-0	155	03/05/1992	Dallas, TX	0	0	0	0	31	24	0	2
MLS Season: 6. Last club: CSD Comunicaciones (Guatemala). International: Guatemala 15/0														
6	Marquinhos Pedrosa	DF	5-10	170	10/04/1993	Tubarao, Brazil	13	13	0	0	13	13	0	0
MLS Season: 1. Last club: Ferencváros (Hungary)														
7	Carlos Gruezo	MF	5-7	148	04/19/1995	Santo Domingo, Ecuador	31	28	2	1	89	84	2	7
Young Designated Player. MLS Season: 3. Last club: VfB Stuttgart (Germany). International: Ecuador 19/0														
8	Victor Ulloa	MF	6-0	165	03/04/1992	Chihuahua, Mexico	27	25	1	2	144	114	5	6
Homegrown Player. MLS Season: 8.														
9	Cristian Colman	FW	6-0	174	02/26/1994	San Cosme y Damian, Paraguay	15	6	2	0	41	16	4	1
Young Designated Player. MLS Season: 2. Last club: Nacional Asuncion (Paraguay)														
10	Pablo Aranguiz	MF	5-8	143	03/17/1997	Independencia, Chile	9	3	0	0	9	3	0	0
MLS Season: 1. Last club: Union Española (Chile)														
11	Santiago Mosquera	MF	5-6	185	02/07/1995	Buenaventura, Colombia	29	17	6	5	29	17	6	5
Young Designated Player. MLS Season: 1. Last club: Millonarios (Colombia)														
12	Ryan Hollingshead	DF	6-1	180	04/16/1991	Granite Bay, CA	18	7	1	3	109	67	5	6
MLS Season: 5. 2013 SuperDraft: Round 2, Pick 20 (UCLA)														
13	Tesho Akindele	FW	6-1	175	03/31/1992	Calgary, AB, Canada	19	5	2	0	133	67	24	8
MLS Season: 5. 2014 SuperDraft: Round 1, Pick 6 (Colorado School of Mines). International: Canada 14/2														
14	Jimmy Maurer	GK	6-2	185	10/14/1988	Lawrenceville, GA	13	13	0	0	13	13	0	0
MLS Season: 1. Last club: New York Cosmos (NASL)														
15	Jacori Hayes	MF	6-0	165	06/28/1995	Andrews Air Force Base, MD	16	10	1	1	19	12	1	1
MLS Season: 2. 2017 SuperDraft: Round 1, Pick 18 (Wake Forest Univ.)														
16	Dominique Badji	FW	6-0	175	10/16/1992	Dakar, Senegal	26	24	9	3	101	79	26	13
MLS Season: 4. Last club: Colorado Rapids														
18	Brandon Servania	MF	5-10	160	03/12/1999	Birmingham, AL	0	0	0	0	0	0	0	0
MLS Season: 1. College: Wake Forest Univ.														
19	Paxton Pomykal	MF	5-7	145	12/17/1999	Lewisville, TX	6	1	0	0	8	3	0	0
Homegrown Player. MLS Season: 3.														
20	Roland Lamah	MF	5-9	157	12/31/1987	Abidjan, Ivory Coast	29	21	8	6	61	50	19	9
MLS Season: 2. Ferencváros (Hungary). International: Belgium 5/0														
21	Michael Barrios	MF	5-2	143	04/21/1991	Barranquilla, Colombia	34	29	6	6	126	106	25	24
MLS Season: 4. Last club: Uniautonoma (Colombia)														
23	Thomas Roberts	MF	5-11	150	05/11/2001	Little Rock, AR	0	0	0	0	0	0	0	0
Homegrown Player. MLS Season: 1.														
24	Matt Hedges	DF	6-4	185	04/01/1990	Carmel, IN	33	33	2	0	210	203	15	2
MLS Season: 7. 2012 SuperDraft: Round 1, Pick 11 (Butler Univ.). International: USA 5/0														
27	Jesus Ferreira	FW	5-8	140	12/24/2000	Santa Marta, Colombia	1	0	0	0	2	0	1	0
Homegrown Player. MLS Season: 2.														
29	Bryan Reynolds	FW	6-3	170	06/28/2001	Fort Worth, TX	0	0	0	0	0	0	0	0
Homegrown Player. MLS Season: 2.														
30	Kyle Zobeck	GK	6-1	180	02/06/1990	Coralville, IA	0	0	0	0	0	0	0	0
MLS Season: 4. Last club: New York Cosmos (NASL). 2013 SuperDraft: Round 2, Pick 26 (Valparaiso Univ.)														
31	Maynor Figueroa	DF	5-11	187	05/02/1983	Jutiapa, Honduras	16	11	1	0	80	75	5	2
MLS Season: 4. Last club: Colorado Rapids. International: Honduras 147/4														
32	Kris Reaves	DF	6-2	160	11/10/1995	Atlanta, GA	2	2	0	0	2	2	0	0
Homegrown Player. MLS Season: 1.														
34	Jordan Cano	DF	6-1	170	03/13/1996	Dallas, TX	0	0	0	0	0	0	0	0
Homegrown Player. MLS Season: 1.														
37	Maximiliano Urruti	FW	6-0	165	02/22/1991	Rosario, Argentina	33	30	8	11	162	118	44	25
MLS Season: 6. Last club: Portland Timbers														
44	Abel Aguilar	MF	5-11	180	01/06/1985	Bogota, Colombia	4	1	0	0	4	1	0	0
MLS Season: 1. Last club: Deportivo Cali (Colombia). International: Colombia 71/7														
ON LOAN														
17	Francis Atuahene	FW	5-9	170	06/08/1996	Accra, Ghana	0	0	0	0	0	0	0	0
MLS Season: 1. 2018 SuperDraft: Round 1, Pick 4 (Univ. of Michigan). Generation adidas														
22	Ema Twumasi	FW	5-8	160	05/18/1997	Obuasi, Ghana	1	1	0	0	1	1	0	0
MLS Season: 1. 2018 SuperDraft: Round 1, Pick 11 (Wake Forest Univ.). Generation adidas														
	Anibal Chala	DF	5-10	157	05/09/1996	Mira, Ecuador	0	0	0	0	0	0	0	0
Designated Player. MLS Season: 2. Last club: El Nacional (Ecuador)														
	Adonijah Reid	FW	5-5	150	08/13/1999	Brampton, ON, Canada	0	0	0	0	0	0	0	0
MLS Season: 2. Generation adidas Canada														

HEAD COACH : Oscar Pareja

08/10/1968

W103 L79 T56



FC DALLAS PLAYOFF HISTORY

vs. Team	No. of Series	Series	W-L	GP	W-L-T	OT	ShO	GF	GA	Mtg.	Round	Series Result
Chicago	2	1-1	6	2-3-1	0-0-1	0-0	6	12	2001	Quarterfinals	Lost 7 pts. to 1	
Colorado	5	0-5	10	2-6-2	0-3-1	0-1	13	16	2010	MLS Cup '10	Lost MLS Cup '10	
Houston	1	0-1	2	1-1-0	0-1-0	0-0	2	4	2007	Quarterfinals	Lost Series Tie-Breaker	
Kansas City	1	0-1	3	1-2-0	0-0-0	0-1	6	6	1996	West Semifinals	Lost 2 games to 1	
Los Angeles	4	2-2	8	4-4-0	0-0-0	2-0	13	16	2010	Semifinals	Won 1 games to 0	
New York	2	0-2	3	0-3-0	0-1-0	0-0	2	6	2011	Wild Card	Lost 1 games to 0	
Real Salt Lake	1	1-0	2	1-0-1	0-0-0	0-0	3	2	2010	Quarterfinals	Won 1 games to 0	
Portland	1	0-1	2	0-1-1	0-0-0	0-0	3	5	2015	Semifinals	Lost 1 games to 0	
Seattle	2	1-1	4	1-1-2	1-0-0	0-0	4	4	2015	Quarterfinals	Won Series Tie-Breaker	
Vancouver	1	1-0	1	1-0-0	0-0-0	0-0	2	1	2014	Wild Card	Won 1 games to 0	
TOTALS	20	6-14	41	13-21-7	1-5-2	2-2	54	72				

FC DALLAS -- ALL-TIME POSTSEASON RESULTS

DATE	OPPONENT	RESULT	ATT.	W-L-T	RD.	GOALS:
09/26/1996	at Kansas City	L 2-3	4,466	0-1-0	QTR	DAL: Elliott (21) Ashton (25); KC: Johnston (16) McKeon (79) Preki (89)
09/29/1996	Kansas City	W 2-1	10,125	1-1-0	QTR	DAL: Kreis (5) Washington (32); KC: Preki (30)
10/02/1996	Kansas City	L 2-3	9,802	1-2-0	QTR	DAL: Sanchez (27) Elliott (66); KC: Chung (41) Takawira (62)
10/05/1997	at Los Angeles	W 1-0	18,921	1-0-0	QTR	
10/08/1997	Los Angeles	W 3-0	11,248	2-0-0	QTR	DAL: Washington (29,69) Peinado (86)
10/12/1997	Colorado	L 0-1	7,376	2-1-0	SEM	COL: S. Henderson (42)
10/15/1997	at Colorado	L 1-2	18,452	2-2-0	SEM	DAL: Damian (5); COL: Patino (22) C. Henderson (87)
10/01/1998	at Los Angeles	L 1-6	10,047	0-1-0	QTR	DAL: Washington (47); LA: Pena (10,69) Herмосillo (16,32) Cienfuegos (20) Welton (41)
10/04/1998	Los Angeles	L 2-3	8,130	0-2-0	QTR	DAL: Haynes (44) Kreis (48); LA: Hendrickson (80) Caligiuri (85) Mathis (88)
10/16/1999	Chicago	W 2-1	10,980	1-0-0	QTR	DAL: Graziani (52) Santel (75); CHI: Ball (79)
10/23/1999	at Chicago	L 0-4	13,197	1-1-0	QTR	CHI: Nowak (18) Kosecki (36) Razov (43) Kovalenko (46)
10/27/1999	Chicago	W 3-2	9,795	2-1-0	QTR	DAL: Deering (55) Rodriguez (84) Graziani (86); CHI: Razov (3) Marsch (5)
10/31/1999	at Los Angeles	L 1-2	17,372	2-2-0	SEM	DAL: Graziani (75); LA: Cienfuegos (39) Hendrickson (90)
11/07/1999	Los Angeles	W 3-2	13,816	3-2-0	SEM	DAL: Graziani (33,73); LA: Herмосillo (13,54)
11/11/1999	at Los Angeles	L 1-3	25,703	3-3-0	SEM	DAL: Kreis (89); LA: Vanney (3) Herмосillo (20) Cienfuegos (68)
09/15/2000	at MetroStars	L 1-2 (OT)	14,868	0-1-0	QTR	DAL: Rhine (67); MET: Mathis (34) Valencia (100)
09/20/2000	MetroStars	L 1-2	7,555	0-2-0	QTR	DAL: J. Rodriguez (82); MET: Mathis (53,81)
09/20/2001	at Chicago	L 0-2	8,314	0-1-0	QTR	CHI: Bocanegra (40) Whitfield (90)
09/23/2001	Chicago	T 1-1 (OT)	17,149	0-1-1	QTR	DAL: Deering (27); CHI: J. Beasley (84)
09/29/2001	at Chicago	L 0-2	12,811	0-2-1	QTR	CHI: Kovalenko (17) Armas (55)
09/25/2002	Colorado	W 4-2	6,360	1-0-0	QTR	DAL: Morrow (26); Kreis (49); Deering (68); Martinez (70); COL: Valderrama (2) Spencer (75)
09/28/2002	at Colorado	L 0-1	9,637	1-1-0	QTR	COL: Carrieri (78)
10/02/2002	Colorado	T 1-2 (OT/ST)	8,008	1-1-1	QTR	DAL: Rhine (6); COL: Spencer (22); Chung (101)
10/22/2005	at Colorado	T 0-0	9,625	0-0-1	QTR	
10/29/2005	Colorado	L 2-2 (OT)	10,104	0-1-1	QTR	DAL: Ruiz (67,105); COL: Cunningham (19) Kotschau (105)
10/21/2006	at Colorado	W 2-1	4,176	1-0-0	QTR	DAL: Ruiz (15) Thompson (55); COL: Cooke (23)
10/28/2006	Colorado	L 2-3 (OT)	15,486	1-1-0	QTR	DAL: Ruiz (48) Goodson (92); COL: Hernandez (57,83) Mathis (114)
10/27/2007	Houston	W 1-0	12,537	0-1-0	QTR	DAL: Goodson (23)
11/02/2007	at Houston	L 1-4 (OT)	30,088	1-1-0	QTR	DAL: Ruiz (14); HOU: Holden (66) Ching (72,97) Davis (100)
10/30/2010	Real Salt Lake	W 2-1	11,003	1-0-0	QTR	DAL: Cunningham (44) Avila (88); RSL: Espindola (5)
11/06/2010	at Real Salt Lake	T 1-1	19,324	1-0-1	QTR	DAL: McCarty (17); RSL: Findley (80)
11/14/2010	at Los Angeles	W 3-0	27,000	2-0-1	SEM	DAL: Ferreira (26) John (54) Chavez (73)
11/21/2010	Colorado	L 1-2 (OT)	21,700	2-1-1	FIN	DAL: Ferreira (35); COL: Casey (57) own goal (107)
10/26/2011	New York	L 0-2	10,017	0-1-0	WC	NY: Lindpere (61) Henry (98+)
10/29/2014	Vancouver	W 2-1	10,279	1-0-0	WC	DAL: Akindede (40) Michel (84); VAN: Hurtado (64)
11/02/2014	Seattle	T 1-1	16,112	1-0-1	QTR	DAL: Michel (34); SEA: Alonso (54)
11/10/2014	at Seattle	T 0-0	38,912	1-0-2	QTR	
11/01/2015	at Seattle	L 1-2	39,599	0-1-0	QTR	DAL: Castillo (18); SEA: Ivanschitz (67) Dempsey (86)
11/08/2015	Seattle	T 2-1 (OT)	17,287	0-1-1	QTR	DAL: Akindede (84) Zimmerman (91+); SEA: Marshall (90)
11/22/2015	at Portland	L 1-3	21,144	0-2-1	SEM	DAL: Texeira (62); POR: Ridgewell (23) Asprilla (53) Borchers (91+)
11/29/2015	Portland	T 2-2	21,144	0-2-2	SEM	DAL: Hollingshead (68) Blas Perez (73); POR: Adi (54) Melano (95+)
10/30/2016	at Seattle	L 0-3	37,073	0-1-0	QTR	SEA: Valdez (50) Lodeiro (55,58)
11/06/2016	Seattle	W 2-1	14,878	1-1-0	QTR	DAL: Akindede (25) Urruti (56); SEA: Lodeiro (54)



**ALL-TIME FC DALLAS
POSTSEASON STATISTICS (14-21-8, 46 PTS.)**

PLAYER	GP	GS	MIN	G	A						
Ariel Graziani	11	11	1010	5	2						
Carlos Ruiz	8	5	578	5	0						
Jason Kreis	22	18	1721	4	2						
Dante Washington	14	6	651	4	1						
Chad Deering	16	16	1417	3	1						
Tesho Akindele	9	4	479	3	0						
David Ferreira	4	4	390	2	3						
Bobby Rhine	13	13	1111	2	3						
Gerell Elliott	7	2	242	2	1						
Jorge Rodriguez	18	16	1516	2	1						
Clarence Goodson	5	3	379	2	0						
Michel	4	3	270	2	0						
Mark Santel	15	14	1175	1	5						
Marvin Chavez	5	5	382	1	2						
Hugo Sanchez	2	2	172	1	2						
Damian	4	4	306	1	1						
Antonio Martinez	7	5	467	1	1						
Blas Perez	6	3	353	1	1						
Chad Ashton	3	1	88	1	0						
Eric Avila	2	0	18	1	0						
Fabian Castillo	8	7	668	1	0						
Jeff Cunningham	3	1	191	1	0						
Brian Haynes	10	4	500	1	0						
Ryan Hollingshead	7	5	493	1	0						
George John	4	4	390	1	0						
Dax McCarty	5	4	401	1	0						
Steve Morrow	3	3	271	1	0						
Daniel Peinado	4	4	345	1	0						
David Texeira	6	4	285	1	0						
Abe Thompson	3	2	127	1	0						
Maximiliano Urruti	2	2	170	1	0						
Walker Zimmerman	6	4	356	1	0						
Mauro Diaz	6	6	559	0	5						
Oscar Pareja	17	16	1331	0	5						
Atiba Harris	5	5	465	0	3						
Ronnie O'Brien	7	7	701	0	3						
Greg Vanney	4	4	420	0	3						
Sergi Daniv	6	4	389	0	2						
Ted Eck	14	12	1094	0	2						
Chris Gbandi	6	6	539	0	2						
Brek Shea	5	4	355	0	2						
Je-Vaughn Watson	7	7	660	0	2						
Michael Barrios	6	6	549	0	1						
Jair Benitez	5	5	477	0	1						
Paul Broome	10	8	681	0	1						
Kenny Cooper	4	4	348	0	1						
Eric Dade	15	13	1118	0	1						
Ugo Ihemelu	5	5	480	0	1						
Eddie Johnson	3	0	62	0	1						
Lawrence Lozzano	3	3	270	0	1						
Roberto Mina	2	1	140	0	1						
Mauro Rosales	2	1	91	0	1						
Ryan Suarez	6	6	520	0	1						
Alain Sutter	3	3	206	0	1						
John Jairo Trellez	4	0	50	0	1						
Mickey Trotman	2	2	178	0	1						
Kellyn Acosta	6	5	494	0	0						
Lazo Alavanja	2	0	32	0	0						
Eric Alexander	2	0	5	0	0						
Arturo Alvarez	2	2	137	0	0						
Leonel Alvarez	5	5	450	0	0						
Hamisi Amani-Dove	2	2	133	0	0						
Tenywa Bonseu	3	3	281	0	0						
Ray Burse	1	0	95	0	0						
Ezequiel Cirigliano	1	1	90	0	0						
Daniel Cruz	1	0	23	0	0						
Denilson	1	1	50	0	0						
Mark Dodd	12	11	1035	0	0						
Andres Escobar	3	1	107	0	0						
Justin Evans	2	0	77	0	0						
Richard Farrer	17	11	1103	0	0						
Raul Fernandez	1	1	90	0	0						
Maynor Figueroa	2	2	180	0	0						
Jorge Flores	2	0	28	0	0						
Scott Garlick	2	2	210	0	0						
Jesse Gonzalez	4	4	390	0	0						
Carlos Gruezo	2	2	180	0	0						
Kevin Hartman	5	5	480	0	0						
Matt Hedges	9	9	840	0	0						
Daniel Hernandez	5	5	480	0	0						
Moises Hernandez	2	2	175	0	0						
Zak Ibsen	3	2	191	0	0						
Ricardo Iribarren	2	2	148	0	0						
Jackson	5	5	392	0	0						
Andrew Jacobson	1	1	67	0	0						
Steve Jolley	2	2	210	0	0						
Matt Jordan	12	12	1066	0	0						
Aleksey Korol	3	1	76	0	0						
Carlos Lizarazo	1	0	16	0	0						
Zach Loyd	11	8	845	0	0						
Ruben Luna	1	0	13	0	0						
Maicon Santos	1	0	17	0	0						
Drew Moor	5	4	428	0	0						
Richard Mulrooney	2	2	210	0	0						
Ramon Nunez	2	2	210	0	0						
Dominic Oduro	2	0	65	0	0						
Percy Olivares	1	0	2	0	0						
Brandon Pollard	8	8	703	0	0						
Pablo Ricchetti	2	1	146	0	0						
Milton Rodriguez	1	1	32	0	0						
Dario Sala	4	4	325	0	0						
Marcelo Saragosa	2	0	57	0	0						
Juan Sastoque	1	0	2	0	0						
Chris Seitz	4	4	360	0	0						
Adrian Serieux	2	2	170	0	0						
Tom Soehn	4	4	356	0	0						
Diego Sonora	3	3	246	0	0						
Temoc Suarez	2	1	57	0	0						
Carey Talley	1	0	24	0	0						
Juan Toja	2	2	210	0	0						
Victor Ulloa	8	8	641	0	0						
Joselito Vaca	4	1	97	0	0						
Simo Valakari	4	4	420	0	0						
Ricardo Villar	1	1	82	0	0						
David Wagenfuhr	2	0	98	0	0						
Wade Webber	4	4	360	0	0						
Mark Wilson	2	2	111	0	0						
Alex Yi	1	1	120	0	0						
Team totals	43	43	4071	56	69						
Opponent totals	43	43	4071	76	89						

DALLAS INDIVIDUAL GOALKEEPING						
GOALKEEPER	GP	GS	SV	GA	GAA	SO
Scott Garlick	2	2	6	2	0.86	1
Raul Fernandez	1	1	7	1	1.00	0
Dario Sala	4	4	20	4	1.11	1
Kevin Hartman	5	5	20	6	1.13	1
Chris Seitz	4	4	11	5	1.25	1
Jesse Gonzalez	4	4	14	8	1.85	0
Matt Jordan	12	12	42	22	1.86	0
Mark Dodd	12	11	45	24	2.09	2
Ray Burse	1	0	5	4	3.79	0
Team totals	43	43	174	76	1.68	6
Opponent totals	43	43	147	56	1.24	10



CAREER POSTSEASON STATISTICS FOR CURRENT FC DALLAS PLAYERS

UNF	POS	PLAYER	GP	GS	MIN	G	A	SHT	SOG	PKG	PKA	SKG	SKA	FC	FS	OFF	CK	C	E
13	F-M	Tesho Akindele	9	4	479	3	0	12	6	0	0	1	1	8	4	1	0	0	0
16	M-F	Dominique Badji	4	3	277	0	0	8	4	0	0	0	0	7	6	2	0	1	0
21	M-F	Michael Barrios	6	6	549	0	1	12	4	0	0	0	0	5	7	2	0	0	0
31	D	Maynor Figueroa	2	2	180	0	0	8	1	0	0	0	0	4	1	0	1	1	0
7	M	Carlos Gruezo	2	2	180	0	0	0	0	0	0	0	0	6	0	0	0	0	0
24	D	Matt Hedges	9	9	840	0	0	2	0	0	0	0	0	13	6	0	0	0	0
5	D	Moises Hernandez	2	2	175	0	0	0	0	0	0	0	0	3	1	0	0	1	0
12	M	Ryan Hollingshead	7	5	493	1	0	8	2	0	0	1	1	3	7	0	0	0	0
8	M	Victor Ulloa	8	8	641	0	0	5	2	0	0	0	0	11	7	0	0	0	0
37	F	Maximiliano Urruti	9	2	299	2	0	12	7	0	0	1	1	6	5	6	0	0	0

UNF	POS	GOALKEEPER	GP	GS	MIN	SHTS	SV	GA	GAA	PKG	PKA	SKG	SKA	W	L	T	SO
44	GK	Jesse Gonzalez	4	4	390	1	14	8	1.85	0	0	2	4	1	2	1	0



FC DALLAS

FC DALLAS INDIVIDUAL HIGH GAMES (2018)

Goals					
3 Michael Barrios	07/28/2018	at KC	W 3-2		
Assists					
3 Mauro Diaz	05/12/2018	vs. LA	W 3-2		
Shots					
8 Maximiliano Urruti	08/04/2018	vs. SJ	L 1-3		
Shots on Goal					
4 Maximiliano Urruti	03/18/2018	vs. SEA	W 3-0		
Fouls Committed					
6 Jacori Hayes	03/03/2018	vs. RSL	T 1-1		
Fouls Suffered					
5 Mauro Diaz	04/29/2018	at NYC	L 1-3		
5 Roland Lamah	04/29/2018	at NYC	L 1-3		
5 Maximiliano Urruti	09/01/2018	vs. HOU	W 4-2		
Offside					
3 Roland Lamah	04/21/2018	vs. PHI	W 2-0		
3 Dominique Badji	10/21/2018	vs. KC	L 0-3		
Saves					
9 Jesse Gonzalez	05/25/2018	at TOR	W 1-0		
Shots Faced					
9 Jesse Gonzalez	05/25/2018	at TOR	W 1-0		
Goals Allowed					
4 Jimmy Maurer	08/29/2018	at SJ	L 3-4		

TEAM HIGH GAMES (2018)

Goals					
4 09/01/2018	vs. HOU	W 4-2			
Assists					
4 03/18/2018	vs. SEA	W 3-0			
4 05/30/2018	at LA	W 3-2			
4 08/29/2018	at SJ	L 3-4			
Shots					
23 07/14/2018	vs. CHI	W 3-1			
23 08/04/2018	vs. SJ	L 1-3			
Shots on Goal					
10 03/18/2018	vs. SEA	W 3-0			
10 04/21/2018	vs. PHI	W 2-0			
Fouls Committed					
19 03/03/2018	vs. RSL	T 1-1			
Fouls Suffered					
22 04/29/2018	at NYC	L 1-3			
Corner Kicks					
12 09/23/2018	at VAN	W 2-1			
Offside					
6 07/28/2018	at KC	W 3-2			
Saves					
9 05/25/2018	at TOR	W 1-0			
Shots Faced					
9 05/25/2018	at TOR	W 1-0			
Goals Allowed					
4 08/29/2018	at SJ	L 3-4			

TEAM LOW GAMES (2018)

Shots					
7 08/12/2018	at SEA	L 1-2			
Shots on Goal					
1 09/15/2018	vs. CLB	T 0-0			
1 09/29/2018	at POR	T 0-0			
Fouls Committed					
3 07/14/2018	vs. CHI	W 3-1			
Fouls Suffered					
4 06/23/2018	at NYR	L 0-3			
Corner Kicks					
1 05/25/2018	at TOR	W 1-0			
Offside					
0 6 times					
Saves					
0 5 times					
Shots Faced					
0 6 times					

FC DALLAS INDIVIDUAL POSTSEASON HIGH GAMES (1996-2016)

Goals					
2 Dante Washington	10/08/1997	vs. LA	W 3-0		
2 Ariel Graziani	11/07/1999	vs. LA	W 2-2		
2 Carlos Ruiz	10/29/2005	vs. COL	L 2-2		
Assists					
2 6 times					
Shots					
11 Carlos Ruiz	10/29/2005	vs. COL	L 2-2		
Shots on Goal					
4 Ariel Graziani	11/07/1999	vs. LA	W 2-2		
4 Ramon Nunez	10/29/2005	vs. COL	L 2-2		
4 Jackson	10/26/2011	vs. NY	L 0-2		
Fouls Committed					
6 Ted Eck	10/23/1999	at CHI	L 0-4		
6 Ariel Graziani	09/20/2001	at CHI	L 0-2		
6 Oscar Pareja	09/23/2001	vs. CHI	T 1-1		
Fouls Suffered					
8 Oscar Pareja	09/20/2001	at CHI	L 0-2		
Offside					
6 Carlos Ruiz	10/29/2005	vs. COL	L 2-2		
Saves					
12 Mark Dodd	09/26/1996	at KC	L 2-3		
Shots Faced					
15 Mark Dodd	09/26/1996	at KC	L 2-3		
Goals Allowed					
6 Mark Dodd	10/01/1998	at LA	L 1-6		

TEAM POSTSEASON HIGH GAMES (1996-2016)

Goals					
4 09/25/2002	vs. COL	W 4-2			
Assists					
6 09/25/2002	vs. COL	W 4-2			
Shots					
37 10/29/2005	vs. COL	L 2-2			
Shots on Goal					
14 10/29/2005	vs. COL	L 2-2			
Fouls Committed					
32 09/23/2001	vs. CHI	T 1-1			
Fouls Suffered					
27 10/28/2006	vs. COL	L 2-3			
Corner Kicks					
10 11/11/1999	at LA	L 1-3			
10 10/29/2005	vs. COL	L 2-2			
Offside					
9 10/12/1997	vs. COL	L 0-1			
Saves					
12 09/26/1996	at KC	L 2-3			
Shots Faced					
15 09/26/1996	at KC	L 2-3			
Goals Allowed					
6 10/01/1998	at LA	L 1-6			

TEAM POSTSEASON LOW GAMES (1996-2016)

Shots					
4 10/02/1996	vs. KC	L 2-2			
Shots on Goal					
1 10/05/1997	at LA	W 0-0			
1 10/23/1999	at CHI	L 0-4			
1 11/10/2014	at SEA	T 0-0			
Fouls Committed					
9 10/22/2005	at COL	T 0-0			
Fouls Suffered					
8 10/27/2007	vs. HOU	W 1-0			
Corner Kicks					
0 10/05/1997	at LA	W 0-0			
0 10/27/2007	vs. HOU	W 1-0			
Offside					
0 8 times					
Saves					
1 10/08/1997	vs. LA	W 3-0			
1 10/16/1999	vs. CHI	W 2-1			
1 11/29/2015	vs. POR	T 2-2			
1 11/06/2016	vs. SEA	W 2-1			
Shots Faced					
2 10/08/1997	vs. LA	W 3-0			
2 10/16/1999	vs. CHI	W 2-1			
2 11/06/2016	vs. SEA	W 2-1			



2018 FC DALLAS STATISTICS (16-9-9, 57 pts.)

UNF	POS	PLAYER	GP	GS	MIN	G	A	SHT	SOG	FC	FS	OFF	CK	C	E
16	F	Dominique Badji (TOT)	26	24	1963	9	3	59	23	51	39	17	0	6	0
16	F	Dominique Badji (DAL)	10	9	620	2	1	11	4	8	8	7	0	0	0
37	F	Maximiliano Urruti	33	30	2735	8	11	117	35	31	49	12	34	3	0
20	M	Roland Lamah	29	21	1865	8	6	37	14	14	28	17	1	4	0
21	M	Michael Barrios	34	29	2536	6	6	59	29	33	23	15	40	4	0
11	M	Santiago Mosquera	29	17	1589	6	5	61	21	21	27	6	24	0	0
3	D	Reto Ziegler	29	29	2570	4	0	15	7	20	15	1	1	2	3
10	M	Mauro Diaz	12	9	807	2	8	20	5	9	29	2	42	3	0
7	M	Carlos Gruezo	31	28	2508	2	1	28	6	49	11	1	0	8	0
13	F	Tesho Akindele	19	5	577	2	0	9	7	9	5	3	0	0	0
9	F	Cristian Colman	15	6	606	2	0	21	11	10	7	8	0	0	1
24	D	Matt Hedges	33	33	2925	2	0	15	7	30	12	0	0	8	0
2	D	Reggie Cannon	33	33	2921	1	3	10	4	18	42	0	1	4	0
12	D	Ryan Hollingshead	18	7	766	1	3	11	7	6	7	4	0	0	0
23	M	*Kellyn Acosta	13	8	674	1	2	9	2	10	9	0	4	0	0
8	M	Victor Ulloa	27	25	2172	1	2	12	3	16	16	0	27	1	0
15	M	Jacori Hayes	16	10	998	1	1	8	4	17	28	0	0	2	0
31	D	Maynor Figueroa	16	11	1008	1	0	14	6	9	3	0	0	2	0
6	D	Anton Nedyalkov	9	9	770	0	1	6	1	5	7	0	0	1	0
44	M	Abel Aguilar	4	1	131	0	0	3	0	4	2	0	0	0	0
10	M	Pablo Aranguiz	9	3	282	0	0	7	3	5	8	0	9	0	0
27	F	Jesus Ferreira	1	0	3	0	0	2	0	0	0	0	0	0	0
1	G	Jesse Gonzalez	21	21	1890	0	0	0	0	0	5	0	0	5	0
14	G	Jimmy Maurer	13	13	1170	0	0	0	0	1	4	0	0	1	0
6	D	Marquinhos Pedrosa	13	13	1170	0	0	7	1	23	9	2	0	3	0
19	M	Paxton Pomykal	6	1	125	0	0	0	0	1	2	0	6	0	0
32	D	Kris Reaves	2	2	168	0	0	0	0	1	0	1	0	0	0
22	F	Ema Twumasi	1	1	45	0	0	1	0	1	0	0	0	0	0
17	F	Francis Atuahene	0	0	0	0	0	0	0	0	0	0	0	0	0
34	D	Jordan Cano	0	0	0	0	0	0	0	0	0	0	0	0	0
5	D	Moises Hernandez	0	0	0	0	0	0	0	0	0	0	0	0	0
29	F	Bryan Reynolds	0	0	0	0	0	0	0	0	0	0	0	0	0
23	M	Thomas Roberts	0	0	0	0	0	0	0	0	0	0	0	0	0
18	M	Brandon Servania	0	0	0	0	0	0	0	0	0	0	0	0	0
30	G	Kyle Zobeck	0	0	0	0	0	0	0	0	0	0	0	0	0
		Own-goals received				2									
		Team totals	34	34	3060	52	50	483	177	351	382	79	189	51	4
		Opponent totals	34	34	3060	44	36	441	139	382	351	43	170	55	6

GAME-WINNING GOALS: Roland Lamah 4, Santiago Mosquera 2, Maximiliano Urruti 1, Matt Hedges 1
 Jacori Hayes 1, Carlos Gruezo 1, Maynor Figueroa 1, Mauro Diaz 1
 Michael Barrios 1, Tesho Akindele 1, Kellyn Acosta 1
 GAME-WINNING ASSISTS: Maximiliano Urruti 3, Michael Barrios 3, Victor Ulloa 2, Santiago Mosquera 2
 Mauro Diaz 2, Roland Lamah 1, Ryan Hollingshead 1, Kellyn Acosta 1
 PENALTY KICK GOALS/ATTEMPTS: Reto Ziegler 2-3, Mauro Diaz 2-2, Roland Lamah 0-1

FC DALLAS INDIVIDUAL GOALKEEPING

UNF	POS	GOALKEEPER	GP	GS	MIN	SHTS	SV	GA	GAA	PG	PA	W	L	T	SO
14	G	Jimmy Maurer	13	13	1170	47	32	16	1.23	2	2	5	2	6	4
1	G	Jesse Gonzalez	21	21	1890	92	63	28	1.33	3	5	11	7	3	6
		Team totals	34	34	3060	139	95	44	1.29	5	7	16	9	9	10
		Opponent totals	34	34	3060	177	125	52	1.53	4	6	9	16	9	6

* = Played with other teams in 2018. Only FC Dallas statistics listed here.



FC DALLAS 2018 SCHEDULE

DAY	DATE	OPPONENT	RESULT	ATT.	W-L-T	POS.	PTS	NOTES:
Sat.	Mar. 3	Real Salt Lake	T 1-1	16,116	0-0-1	T3	1	DAL: own goal (86); RSL: Plata (25)
Sun.	Mar. 18	Seattle	W 3-0	13,310	1-0-1	T5	4	DAL: Lamah (20,63) Urruti (58)
Sat.	Mar. 24	Portland	T 1-1	13,851	1-0-2	5	5	DAL: Lamah (36); POR: Blanco (47)
Sat.	Apr. 7	Colorado	T 1-1	13,147	1-0-3	T5	6	DAL: Colman (89); COL: Mason (62)
Sat.	Apr. 14	at New England	W 1-0	11,508	2-0-3	T4	9	DAL: Hayes (76)
Sat.	Apr. 21	Philadelphia	W 2-0	13,326	3-0-3	T2	12	DAL: Diaz (64) Urruti (74)
Sun.	Apr. 29	at New York City	L 1-3	22,115	3-1-3	4	12	DAL: Mosquera (10); NYC: Medina (3) Villa (36,69)
Sat.	May 5	at Los Angeles FC	T 1-1	22,000	3-1-4	T3	13	DAL: Urruti (55); LFC: Beitashour (9)
Sat.	May 12	LA Galaxy	W 3-2	18,355	4-1-4	3	16	DAL: Urruti (28) Lamah (44,52); LA: Kamara (47) Boateng (83)
Sat.	May 19	Vancouver	T 2-2	13,907	4-1-5	T3	17	DAL: Cannon (40) Urruti (78); VAN: own goal (82) Kamara (100+)
Fri.	May 25	at Toronto FC	W 1-0	27,549	5-1-5	T2	20	DAL: Urruti (11)
Wed.	May 30	at LA Galaxy	W 3-2	18,003	6-1-5	2	23	DAL: Hollingshead (33) Colman (40) Gruezo (66); LA: Ibrahimovic (69,97+)
Sat.	June 2	Los Angeles FC	W 2-1	14,022	7-1-5	1	26	DAL: Ziegler (25) Lamah (51); LFC: Diomande (61)
Sat.	June 9	Montreal	W 2-0	13,506	8-1-5	T1	29	DAL: own goal (5) Diaz (18)
Sat.	June 23	at New York Red B	L 0-3	20,827	8-2-5	2	29	NYR: Wright-Phillips (23) Long (39) Lawrence (48)
Fri.	June 29	at Minnesota	W 1-0	22,345	9-2-5	T1	32	DAL: Lamah (59)
Wed.	July 4	Atlanta	W 3-2	17,298	10-2-5	1	35	DAL: Ziegler (22) Akindele (86,88); ATL: Martinez (41,73)
Sat.	July 7	at Real Salt Lake	L 0-2	17,319	10-3-5	1	35	RSL: Rusnak (11) L. Silva (91+)
Sat.	July 14	Chicago	W 3-1	16,000	11-3-5	1	38	DAL: Gruezo (27) Acosta (74) Ziegler (81); CHI: Bronico (86)
Sat.	July 21	at Houston	T 1-1	19,295	11-3-6	1	39	DAL: Hedges (0:51); HOU: Manotas (8)
Sat.	July 28	at Sporting KC	W 3-2	20,758	12-3-6	1	42	DAL: Barrios (23,62,74); KC: Fernandes (50) Salloi (97+)
Sat.	Aug. 4	San Jose	L 1-3	17,282	12-4-6	1	42	DAL: Lamah (23); SJ: Qazaishvili (19,88) Hyka (47)
Sun.	Aug. 12	at Seattle	L 1-2	39,522	12-5-6	1	42	DAL: Badji (52); SEA: Marshall (41) Lodeiro (63)
Sat.	Aug. 18	Minnesota	W 2-0	15,107	13-5-6	1	45	DAL: Figueroa (44) Barrios (57)
Thu.	Aug. 23	at Houston	T 1-1	16,544	13-5-7	1	46	DAL: Barrios (83); HOU: Pena (88)
Wed.	Aug. 29	at San Jose	L 3-4	15,648	13-6-7	1	46	DAL: Urruti (8) Mosquera (51) Badji (58); SJ: Qazaishvili (15,42) Eriksson (54) Wondolowski (62)
Sat.	Sept. 1	Houston	W 4-2	16,835	14-6-7	1	49	DAL: Barrios (10) Mosquera (48,51) Ziegler (58); HOU: Manotas (53) Elis (72)
Sat.	Sept. 15	Columbus	T 0-0	16,030	14-6-8	2	50	
Sun.	Sept. 23	at Vancouver	W 2-1	21,190	15-6-8	1	53	DAL: Mosquera (42) Hedges (87); VAN: Kamara (66)
Sat.	Sept. 29	at Portland	T 0-0	21,144	15-6-9	1	54	
Sat.	Oct. 6	Orlando City SC	W 2-0	16,519	16-6-9	1	57	DAL: Mosquera (63) Ulloa (69)
Sat.	Oct. 13	at D.C. United	L 0-1	19,610	16-7-9	1	57	DC: Canouse (86)
Sun.	Oct. 21	Sporting KC	L 0-3	19,096	16-8-9	T2	57	KC: Salloi (45) Espinoza (64) Russell (87)
Sun.	Oct. 28	at Colorado	L 1-2	15,172	16-9-9	T2	57	DAL: Urruti (18); COL: Bassett (80) Smith (84)



FC DALLAS

FC DALLAS – GAME-BY-GAME LOG

Game #1	03/03/2018	DAL 1 vs RSL 1	T
Game #2	03/18/2018	DAL 3 vs SEA 0	W
Game #3	03/24/2018	DAL 1 vs POR 1	T
Game #4	04/07/2018	DAL 1 vs COL 1	T
Game #5	04/14/2018	DAL 1 at NE 0	W
Game #6	04/21/2018	DAL 2 vs PHI 0	W
Game #7	04/29/2018	DAL 1 at NYC 3	L
Game #8	05/05/2018	DAL 1 at LFC 1	T
Game #9	05/12/2018	DAL 3 vs LA 2	W
Game #10	05/19/2018	DAL 2 vs VAN 2	T
Game #11	05/25/2018	DAL 1 at TOR 0	W
Game #12	05/30/2018	DAL 3 at LA 2	W
Game #13	06/02/2018	DAL 2 vs LFC 1	W
Game #14	06/09/2018	DAL 2 vs MTL 0	W
Game #15	06/23/2018	DAL 0 at NYR 3	L
Game #16	06/29/2018	DAL 1 at MIN 0	W
Game #17	07/04/2018	DAL 3 vs ATL 2	W
Game #18	07/07/2018	DAL 0 at RSL 2	L
Game #19	07/14/2018	DAL 3 vs CHI 1	W
Game #20	07/21/2018	DAL 1 at HOU 1	T
Game #21	07/28/2018	DAL 3 at KC 2	W
Game #22	08/04/2018	DAL 1 vs SJ 3	L
Game #23	08/12/2018	DAL 1 at SEA 2	L
Game #24	08/18/2018	DAL 2 vs MIN 0	W
Game #25	08/23/2018	DAL 1 at HOU 1	T
Game #26	08/29/2018	DAL 3 at SJ 4	L
Game #27	09/01/2018	DAL 4 vs HOU 2	W
Game #28	09/15/2018	DAL 0 vs CLB 0	T
Game #29	09/23/2018	DAL 2 at VAN 1	W
Game #30	09/29/2018	DAL 0 at POR 0	T
Game #31	10/06/2018	DAL 2 vs ORL 0	W
Game #32	10/13/2018	DAL 0 at DC 1	L
Game #33	10/21/2018	DAL 0 vs KC 3	L
Game #34	10/28/2018	DAL 1 at COL 2	L

own goal (M. Silva) 86
 Lamah 1 (Barrios 1, Diaz 1) 20; Urruti 1 (Lamah 1) 58; Lamah 2 (Nedyalkov 1) 63
 Lamah 3 (Hayes 1) 36
 Colman 1 (Diaz 2) 89
 Hayes 1 (Lamah 2) 76
 Diaz 1 (penalty kick) 64; Urruti 2 (Lamah 3) 74
 Mosquera 1 (Urruti 1) 10
 Urruti 3 (Mosquera 1) 55
 Urruti 4 (Diaz 3) 28; Lamah 4 (Diaz 4) 44; Lamah 5 (Diaz 5) 52
 Cannon 1 (Lamah 4) 40; Urruti 5 (Mosquera 2, Diaz 6) 78
 Urruti 6 (Acosta 1, Mosquera 3) 11
 Hollingshead 1 (Diaz 7, Acosta 2) 33; Colman 2 (Hollingshead 1, Diaz 8) 40; Gruezo 1 (unassisted) 66
 Ziegler 1 (unassisted) 25; Lamah 6 (Hollingshead 2) 51
 own goal (Mancosu) 5; Diaz 2 (penalty kick) 18
 Lamah 7 (Mosquera 4) 59
 Ziegler 2 (unassisted) 22; Akindele 1 (Urruti 2, Hollingshead 3) 86; Akindele 2 (unassisted) 88
 Gruezo 2 (Cannon 1) 27; Acosta 1 (Ulloa 1) 74; Ziegler 3 (penalty kick) 81
 Hedges 1 (Mosquera 5) 1
 Barrios 1 (unassisted) 23; Barrios 2 (Lamah 5) 62; Barrios 3 (Urruti 3) 74
 Lamah 8 (Barrios 2, Cannon 2) 23
 Badji 8 (Barrios 3, Urruti 4) 52
 Figueroa 1 (unassisted) 44; Barrios 4 (Gruezo 1) 57
 Barrios 5 (unassisted) 83
 Urruti 7 (unassisted) 8; Mosquera 2 (Urruti 5, Barrios 4) 51; Badji 9 (Cannon 3, Urruti 6) 58
 Barrios 6 (Urruti 7) 10; Mosquera 3 (unassisted) 48; Mosquera 4 (Ulloa 2) 51; Ziegler 4 (penalty kick) 58
 Mosquera 5 (Urruti 8) 42; Hedges 2 (Barrios 5, Urruti 9) 87
 Mosquera 6 (Barrios 6, Urruti 10) 63; Ulloa 1 (Urruti 11) 69
 Urruti 8 (Badji 3, Lamah 6) 18



FC DALLAS

FC DALLAS –CUP COMPETITIONS – GAME-BY-GAME

#	Player	CONCACAF CHAMPIONS LEAGUE		U.S. OPEN CUP	
		R161 TAUR	R162 TAUR	4R SANT	5R KC
1	Jesse Gonzalez	0-1	3-2	1-0	2-3
2	Reggie Cannon	90G	90G	90G	90G
3	Reto Ziegler	90D	67D	90D	90D
6	Anton Nedyalkov	54D	90D	90D	90D
7	Carlos Gruezo	90M	90M	90M	71M
8	Victor Ulloa	90M	35M	90M	90M
9	Cristian Colman	6	6	43F	
10	Mauro Diaz	80M	90M	45	
11	Santiago Mosquera	69M	55		6
12	Ryan Hollingshead	21	90M	83F	19
13	Tesho Akindele	10		90G	
14	Jimmy Maurer			90M	31
15	Jacori Hayes				
17	Francis Atuahene				
18	Brandon Servania				
19	Paxton Pomykal				
20	Roland Lamah	90M	23	45M	90M
21	Michael Barrios		90M	47	84F
22	Ema Twumasi			90F	
23	Kellyn Acosta			7	59M
24	Matt Hedges	90D	90D	90D	90D
27	Jesus Ferreira				
28	Adonijah Reid				
29	Bryan Reynolds				
30	Kyle Zobeck				
31	Maynor Figueroa	36	84D	90D	90D
32	Kris Reaves				
34	Jordan Cano			90D	
37	Maximiliano Urruti	90F	90F		90F

CONCACAF CHAMPIONS LEAGUE

R16(1) 02/21/2018 DAL 0 at TAURO 1 L
 R16(2) 02/28/2018 DAL 3 vs TAURO 2 W

U.S. OPEN CUP

4R 06/06/2018 DAL 1 at SANTON 0 W
 5R 06/16/2018 DAL 2 at KC 3 L

Urruti (unassisted) 32; Diaz (unassisted) 50; Colman (Mosquera) 90

Akindele (Barrios) 46
 Gruezo (Barrios) 18; Lamah (unassisted) 77





D.C. UNITED

2018 RECORD

	GP	W-L-T	PTS	GF	GA
D.C. United	34	14-11-9	51	60	50

RECORD in HOME MATCHES

	GP	W-L-T	PTS	GF	GA
	17	13-2-2	41	37	17

RECORD on road

	GP	W-L-T	PTS	GF	GA
	17	1-9-7	10	23	33

RECORD at the half

	W	L	T
LEADING	9	0	2
TIED	5	4	3
TRAILING	0	7	4

RECORD with the first goal

	W	L	T
SCORING	11	4	4
CONCEDING	3	7	4

TEAM COMPARISONS

	FOR	AGAINST
GOALS SCORED	1.76 (6th)	1.47 (9th)
TOTAL SHOTS	11.65 (20th)	16.06 (22nd)
SHOTS ON GOAL	4.38 (17th)	4.88 (11th)
SHOOTING ACCURACY	37.6% (8th)	30.4% (1st)
SCORING %AGE	15.2% (2nd)	9.2% (3rd)
FOULS	12.38 (4th)	11.09 (12th)
CORNER KICKS	4.32 (23rd)	5.91 (19th)
OFFSIDE	1.44 (20th)	1.65 (8th)

GOALS SCORED IN GAME

GP	0	1	2	3	4+	TOT	AVG
34	5	11	9	6	3	60	1.76

GOALS ALLOWED IN GAME

GP	0	1	2	3	4+	TOT	AVG
34	6	15	5	7	1	50	1.47

GOALS BY INTERVALS

	TOT	0-15	16-30	31-45+	46-60	61-75	76-90+
FOR	60	8	10	7	6	12	17
AGAINST	50	4	9	10	9	7	11

WHERE THE GOALS COME FROM

	FOR	AGAINST
GOALS SCORED	60	50
MINUTES PER GOAL	51	61

HOW SCORED

RIGHT FOOT	39	22
LEFT FOOT	13	18
HEADERS	7	10
OTHER	1	0

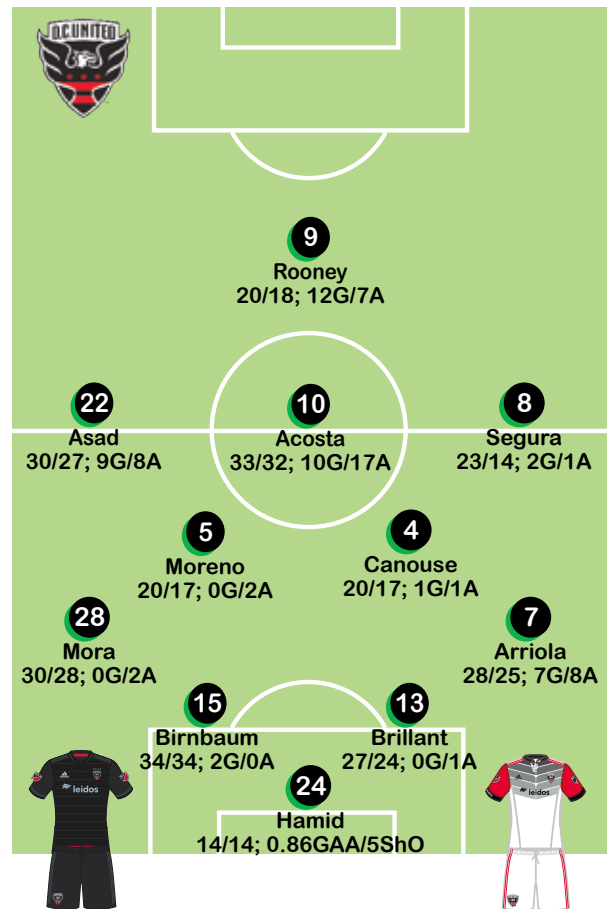
TYPE OF PLAY

OPEN PLAY	41	31
CROSS	4	5
CORNER	1	6
REBOUND	2	3
PENALTIES	4	1
DIRECT FROM FREE KICK	3	1
FREE KICK (INDIRECT)	4	2
OWN GOALS	1	1

DISTANCE

INSIDE GOAL AREA	15	12
INSIDE PENALTY AREA	35	32
OUTSIDE PENALTY AREA	10	6

PRIMARY TEAM





D.C. UNITED

No.	Player	Pos	Ht	Wt	Birthdate	Birthplace	2018				CAREER			
							GP	GS	G	A	GP	GS	G	A
1	David Ousted	GK	6-4	195	02/01/1985	Greve, Denmark	17	17	0	0	159	159	0	1
2	Taylor Kemp	DF	5-11	153	07/23/1990	Highlands Ranch, CO	0	0	0	0	101	95	3	14
3	Chris Odoi-Atsem	DF	5-10	150	05/28/1995	Mitchellville, MD	1	0	0	0	10	5	0	0
4	Russell Canouse	MF	5-10	170	06/11/1995	Lancaster, PA	20	17	1	1	30	27	1	2
5	Junior Moreno	MF	5-9	154	07/20/1993	San Cristobal, Venezuela	20	17	0	2	20	17	0	2
6	Kofi Opare	DF	6-2	190	10/12/1990	Mampong, Ghana	11	10	0	0	77	73	4	1
7	Paul Arriola	MF	5-6	146	02/05/1995	Chula Vista, CA	28	25	7	8	39	36	8	10
8	Ulises Segura	MF	6-0	154	06/23/1993	San Jose, Costa Rica	23	14	2	1	23	14	2	1
9	Wayne Rooney	FW	5-9	182	10/24/1985	Croxtheth, Liverpool, England	20	18	12	7	20	18	12	7
10	Luciano Acosta	MF	5-3	130	05/31/1994	Buenos Aires, Argentina	33	32	10	17	95	87	18	33
11	Darren Mattocks	FW	5-10	155	09/02/1990	Portmore, Jamaica	25	14	10	0	161	89	34	11
12	Kevin Ellis	DF	5-9	160	06/30/1991	Kansas City, MO	22	19	2	4	90	77	7	9
13	Frederic Brilliant	DF	6-3	181	06/26/1985	Sedan, France	27	24	0	1	81	71	2	2
14	Nick DeLeon	DF	5-10	170	07/17/1990	Phoenix, AZ	15	12	0	1	180	161	13	16
15	Steve Birnbaum	DF	6-1	180	01/23/1991	Newport, CA	34	34	2	0	129	127	7	2
18	Zoltan Stieber	MF	5-9	148	10/16/1988	Sarvar, Hungary	27	21	5	7	35	27	6	8
20	Jalen Robinson	DF	6-0	165	05/08/1994	Cantonsville, MD	5	5	0	0	16	14	0	0
21	Chris Durkin	MF	6-0	165	02/08/2000	Glen Allen, VA	23	16	0	1	23	16	0	1
22	Yamil Asad	MF	5-10	170	07/27/1994	San Antonio de Padua, Argentina	30	27	9	8	62	58	16	21
23	Ian Harkes	MF	6-0	160	03/30/1995	Derby, England	8	4	0	1	33	26	2	2
24	Bill Hamid	GK	6-3	225	11/25/1990	Annandale, VA	14	14	0	1	198	198	0	2
25	Jared Jeffrey	MF	5-11	165	06/14/1990	Richardson, TX	2	0	0	0	68	46	5	1
27	Vytas Andriuskevicius	DF	6-2	175	10/08/1990	Alytus, Lithuania	3	0	0	0	37	29	1	4
28	Joseph Mora	DF	5-9	132	01/15/1993	Carrizal, Costa Rica	30	28	0	2	30	28	0	2
29	Dane Kelly	FW	5-11	159	02/09/1991	Saint Catherine Parish, Jamaica	1	0	0	0	1	0	0	0
48	Travis Worra	GK	6-3	175	04/09/1993	Lancaster, PA	0	0	0	0	19	18	0	0
91	Oniel Fisher	DF	5-9	155	11/22/1991	Portmore, Jamaica	24	20	1	1	51	38	1	2
32	Bruno Miranda	FW	5-11	146	02/10/1998	Santa Cruz de la Sierra, Bolivia	7	0	0	1	12	0	0	1

HEAD COACH: Ben Olsen

05/03/1977

W98 L118 T68



D.C. UNITED PLAYOFF HISTORY

vs. Team	No. of Series	Series W-L	GP	W-L-T	OT	ShO	GF	GA	Mtg.	Round	Series Result
Chicago	4	0-4	7	0-5-2	0-0-0	0-0	2	13	2007	Quarterfinals	Lost 1 games to 0
Colorado	1	1-0	1	1-0-0	0-0-0	0-0	2	1	1997	MLS Cup '97	Won MLS Cup '97
Columbus	3	3-0	8	6-2-0	0-0-0	0-0	18	12	1999	East Finals	Won 2 games to 1
Houston	1	0-1	2	0-1-1	0-0-0	0-0	2	4	2012	Semifinals	Lost 1 games to 0
Kansas City	1	1-0	1	1-0-0	0-0-0	0-0	3	2	2004	MLS Cup '04	Won MLS Cup '04
Los Angeles	2	2-0	2	2-0-0	1-0-0	0-0	5	2	1999	MLS Cup '99	Won MLS Cup '99
Miami	2	2-0	4	4-0-0	0-0-0	2-0	4	1	1999	East Semifinals	Won 2 games to 0
Montreal	1	0-1	1	0-1-0	0-0-0	0-0	2	4	2016	Wild Card	Lost 1 games to 0
New England	4	3-1	5	4-1-0	1-0-0	2-0	10	7	2015	Wild Card	Won 1 games to 0
New York	6	4-2	13	7-4-2	0-0-0	0-1	15	10	2015	Quarterfinals	Lost 2 games to 0
Tampa Bay	1	1-0	2	2-0-0	0-0-0	0-0	6	2	1996	East Finals	Won 2 games to 0
TOTALS	26	17-9	46	27-14-5	2-0-0	4-1	69	58			

D.C. UNITED – ALL-TIME POSTSEASON RESULTS

DATE	OPPONENT	RESULT	ATT.	W-L-T	RD.	GOALS:
09/24/1996	at MetroStars	L 2-3	14,416	0-1-0	QTR DC:	Diaz Arce (24) Moreno (56); MET: De Avila (38) Savarese (75)
09/27/1996	MetroStars	W 1-0	21,442	1-1-0	QTR DC:	Etcheverry (72)
10/02/1996	MetroStars	W 2-1	20,423	2-1-0	QTR DC:	Rammel (67) Diaz Arce (89); MET: De Avila (86)
10/10/1996	Tampa Bay	W 4-1	23,566	3-1-0	SEM DC:	Diaz Arce (36,58,60) Rammel (54); TB: Lassiter (42)
10/12/1996	at Tampa Bay	W 2-1	9,339	4-1-0	SEM DC:	Williams (49) Diaz Arce (82); TB: Ralston (14)
10/20/1996	at Los Angeles	W 3-2 (OT)	34,643	5-1-0	FIN DC:	Sanneh (73) Medved (81) Pope (94); LA: Hurtado (5) Armas (56)
10/05/1997	New England	W 4-1	12,540	1-0-0	QTR DC:	Wegerle (13,56) Moreno (65,76); NE: Burns (89)
10/08/1997	at New England	W 2-1	16,233	2-0-0	QTR DC:	Williams (53); NE: Moore (72)
10/12/1997	Columbus	W 3-2	11,820	3-0-0	SEM DC:	Sanneh (9,45) Diaz Arce (29); CLB: Farrell (57) Dooley (73)
10/15/1997	at Columbus	W 1-0	9,506	4-0-0	SEM DC:	Diaz Arce (47)
10/26/1997	Colorado	W 2-1	57,431	5-0-0	FIN DC:	Moreno (37) Sanneh (68); COL: Paz (75)
09/30/1998	Miami	W 2-1	15,187	1-0-0	QTR DC:	Lassiter (28) Moreno (38); MIA: McLaren (69)
10/04/1998	at Miami	W 1-0	13,128	2-0-0	QTR	
10/11/1998	Columbus	W 2-0	17,755	3-0-0	SEM DC:	Sanneh (68) Etcheverry (78)
10/18/1998	at Columbus	L 2-4	13,193	3-1-0	SEM DC:	Sanneh (65) Lassiter (77); CLB: McBride (8,47) Dooley (37) John (81)
10/21/1998	Columbus	W 3-0	21,453	4-1-0	SEM DC:	Agoos (12) Lassiter (44,79)
10/25/1998	at Chicago	L 0-2	51,350	4-2-0	FIN CHI:	Podbrozny (29) Gutierrez (45)
10/16/1999	Miami	W 2-0	18,011	1-0-0	QTR DC:	Moreno (34,88)
10/24/1999	at Miami	W 1-0	8,446	2-0-0	QTR	
10/31/1999	Columbus	W 2-1	14,529	3-0-0	SEM DC:	Moreno (15) Olsen (72); CLB: Cunningham (82)
11/07/1999	at Columbus	L 1-5	12,778	3-1-0	SEM DC:	Lassiter (7); CLB: Elcock (20) Cunningham (41) John (48,61,84)
11/13/1999	Columbus	W 4-0	21,451	4-1-0	SEM DC:	Moreno (17) Lassiter (34,52) Etcheverry (86)
11/21/1999	at Los Angeles	W 2-0	44,910	5-1-0	FIN DC:	Moreno (19) Olsen (45)
11/01/2003	Chicago	L 0-2	15,202	0-1-0	QTR CHI:	Williams (4) Razov (90)
11/09/2003	at Chicago	L 0-2	15,312	0-2-0	QTR CHI:	Ralph (17) Razov (55)
10/23/2004	at MetroStars	W 2-0	11,161	1-0-0	QTR DC:	Stewart (67) Eskandarian (88)
10/30/2004	MetroStars	W 2-0	15,763	2-0-0	QTR DC:	Moreno (85) Namoff (89)
11/06/2004	New England	W 3-3 (OT)	21,201	3-0-0	SEM DC:	Eskandarian (11) Moreno (21) Gomez (67); NE: Twellman (17) Ralston (44) Noonan (85)
11/14/2004	at Kansas City	W 3-2	25,797	4-0-0	FIN DC:	Eskandarian (19,23) own goal (26); KC: Burciaga (6) Wolff (58)
10/21/2005	at Chicago	T 0-0	11,493	0-0-1	QTR	
10/30/2005	Chicago	L 0-4	20,089	0-1-1	QTR CHI:	Stewart (10) Guerrero (37,45) Marsch (67)
10/21/2006	at New York	W 1-0	8,630	1-0-0	QTR DC:	Gomez (77)
10/29/2006	New York	T 1-1	21,455	1-0-1	QTR DC:	Gomez (86); NY: Altidore (70)
11/05/2006	New England	L 0-1	19,552	1-1-1	SEM NE:	Twellman (4)
10/25/2007	at Chicago	L 0-1	17,834	0-1-0	QTR CHI:	Rolfe (14)
11/01/2007	Chicago	T 2-2	19,438	0-1-1	QTR DC:	Simms (69) Gomez (74); CHI: Barrett (31) Rolfe (33)
11/03/2012	New York	T 1-1	17,556	0-0-1	QTR DC:	own goal (61); NY: own goal (65)
11/08/2012	at New York	W 1-0	14,035	1-0-1	QTR DC:	DeLeon (88)
11/11/2012	at Houston	L 1-3	22,101	1-1-1	SEM DC:	DeLeon (27); HOU: Hainault (51) Bruin (68) Sarkodie (81)
11/18/2012	Houston	T 1-1	20,015	1-1-2	SEM DC:	Boskovic (83); HOU: Garcia (34)
11/02/2014	at New York	L 0-2	18,054	0-1-0	QTR NY:	Wright-Phillips (40) Luyindula (73)
11/08/2014	New York	W 2-1	20,187	1-1-0	QTR DC:	DeLeon (37) Franklin (91+); NY: Luyindula (57)
10/28/2015	New England	W 2-1	11,554	1-0-0	WC DC:	Pontius (45) Rolfe (83); NE: Agudelo (15)
11/01/2015	New York Red Bull	L 0-1	19,525	1-1-0	QTR NYR:	McCarty (72)
11/08/2015	at New York Red B	L 0-1	25,219	1-2-0	QTR NYR:	B. Wright-Phillips (92+)
10/27/2016	Montreal	L 2-4	12,773	0-1-0	WC DC:	Neagle (90) Kemp (94+); MTL: Ciman (4) Mancosu (43,58) Piatti (83)



ALL-TIME D.C. UNITED POSTSEASON STATISTICS (26-13-7, 78 PTS.)

Jaime Moreno	32	31	2820	12	10
Raul Diaz Arce	10	9	844	8	1
Roy Lassiter	11	11	882	7	1
Tony Sanneh	15	7	745	6	3
Alecko Eskandarian	7	7	596	4	1
Christian Gomez	11	11	825	4	1
Marco Etcheverry	23	23	2016	3	13
Nick DeLeon	10	10	900	3	2
Richie Williams	22	22	1922	2	4
Ben Olsen	22	22	1925	2	2
Steve Rammel	2	2	166	2	0
Roy Wegerle	2	2	144	2	0
Jeff Agoos	23	23	2074	1	4
Earnie Stewart	6	6	501	1	2
Taylor Kemp	6	6	520	1	1
Eddie Pope	23	23	2028	1	1
Branko Boskovic	4	4	321	1	0
Sean Franklin	4	3	284	1	0
Shawn Medved	5	0	113	1	0
Bryan Namoff	12	12	1096	1	0
Lamar Neagle	1	0	30	1	0
Chris Pontius	6	6	392	1	0
Chris Rolfe	5	4	327	1	0
Clyde Simms	5	2	195	1	0
John Harkes	17	17	1507	0	6
David Vaudreuil	9	6	566	0	5
Fabian Espindola	5	5	450	0	3
John Maessner	15	13	1017	0	3
Rod Dyachenko	3	0	83	0	2
Joshua Gros	8	5	575	0	2
Carey Talley	11	7	717	0	2
Freddy Adu	7	3	356	0	1
Steve Birnbaum	6	6	540	0	1
Brian Carroll	10	10	918	0	1
Mario Gori	10	9	767	0	1
Maicon Santos	1	1	90	0	1
Ryan Nelsen	5	5	450	0	1
Patrick Nyarko	1	1	90	0	1
Lionard Pajoy	4	4	326	0	1
Clint Peay	5	5	434	0	1
Tom Presthus	13	12	1081	0	1
Robbie Russell	3	3	270	0	1
Luciano Acosta	1	1	65	0	0
Nicholas Adlery	1	0	25	0	0
Miguel Aguilar	2	0	15	0	0
Davy Arnaud	2	2	150	0	0
Jairo Arrieta	1	0	22	0	0
Geoff Aunger	9	2	197	0	0
Bobby Boswell	10	9	864	0	0
Marc Burch	2	2	131	0	0
Julian Buscher	1	0	25	0	0
Jeff Carroll	1	0	1	0	0
Jeff Causey	1	0	1	0	0
Ronald Cerritos	2	1	111	0	0
Bobby Convey	2	2	180	0	0
Judah Cooks	2	0	10	0	0
Dwayne De Rosario	1	0	28	0	0
Matias Donnet	2	0	34	0	0
Conor Doyle	1	0	25	0	0
Emiliano Dudar	3	1	97	0	0
Luciano Emilio	2	1	77	0	0
Facundo Erpen	5	5	365	0	0
David Estrada	1	0	17	0	0
Lucio Filomeno	1	0	45	0	0
Fred	2	2	180	0	0
Scott Garlick	5	5	449	0	0
Markus Halsti	3	3	270	0	0
Bill Hamid	9	9	789	0	0
Ezra Hendrickson	2	1	142	0	0
Ben Iroha	3	0	43	0	0
Galin Ivanov	1	1	90	0	0
Dejan Jakovic	4	4	360	0	0
Jared Jeffrey	1	1	45	0	0
Eddie Johnson	2	1	120	0	0
Kris Kelderman	1	0	2	0	0
Perry Kitchen	9	9	810	0	0
Chris Korb	4	4	360	0	0
Dema Kovalenko	7	7	597	0	0
Guy-Roland Kpene	1	1	45	0	0

Carlos Llamasa	13	13	1114	0	0
Thiago Martins	1	0	9	0	0
Brandon McDonald	3	3	236	0	0
Devon McTavish	2	1	121	0	0
Jason Moore	3	0	41	0	0
Patrick Mullins	1	1	90	0	0
Andy Najjar	1	1	71	0	0
Lewis Neal	5	1	258	0	0
Kofi Opare	2	2	171	0	0
Troy Perkins	5	5	450	0	0
Mike Petke	6	6	570	0	0
Brandon Prideaux	7	4	387	0	0
Santino Quaranta	6	3	231	0	0
Eliseo Quintanilla	2	1	112	0	0
Raphael Augusto	1	0	50	0	0
Nick Rimando	6	6	570	0	0
Alvaro Saborio	3	2	194	0	0
Hamdi Salihi	2	0	34	0	0
Lloyd Sam	1	1	60	0	0
Marcelo Saragosa	4	4	265	0	0
Marcelo Sarvas	1	0	45	0	0
Mark Simpson	6	6	543	0	0
Mike Slivinski	1	0	9	0	0
Diego Sonora	5	4	366	0	0
Hristo Stoichkov	2	1	101	0	0
Greg Vanney	2	2	180	0	0
Rob Vincent	1	1	90	0	0
Jamil Walker	2	1	49	0	0
Doug Warren	2	2	180	0	0
Joe Willis	2	1	108	0	0
John Wilson	1	1	90	0	0
A.J. Wood	8	1	167	0	0
Own-goals received				2	
Team totals	46	46	4180	69	80
Opponent totals	46	46	4180	58	63

UNITED INDIVIDUAL GOALKEEPING						
GOALKEEPER	GP	GS	SV	GA	GAA	SO
Jeff Causey	1	0	0	0	0.00	0
Troy Perkins	5	5	11	5	1.00	1
Scott Garlick	5	5	26	5	1.00	1
Tom Presthus	13	12	35	13	1.08	7
Mark Simpson	6	6	21	7	1.16	1
Bill Hamid	9	9	36	12	1.37	0
Nick Rimando	6	6	27	9	1.42	3
Doug Warren	2	2	8	4	2.00	0
Joe Willis	2	1	5	3	2.50	0
Team totals	46	46	169	58	1.25	14
Opponent totals	46	46	169	69	1.49	12



CAREER POSTSEASON STATISTICS FOR CURRENT D.C. UNITED PLAYERS

UNF	POS	PLAYER	GP	GS	MIN	G	A	SHT	SOG	PKG	PKA	SKG	SKA	FC	FS	OFF	CK	C	E
10	F	Luciano Acosta	1	1	65	0	0	1	0	0	0	0	0	1	1	0	0	0	0
27	D	Vytas Andriuskevicius	2	2	171	0	1	1	1	0	0	0	0	3	3	0	0	0	0
22	F	Yamil Asad	1	1	67	0	0	2	0	0	0	0	0	2	3	0	2	0	0
15	D	Steve Birnbaum	6	6	540	0	1	4	2	0	0	0	0	13	4	0	0	0	0
13	D	Frederic Brillant	4	4	360	0	0	2	1	0	0	0	0	6	1	0	0	0	0
14	M	Nick DeLeon	10	10	900	3	2	12	4	0	0	0	0	5	6	1	0	0	0
12	D	Kevin Ellis	3	3	300	1	0	2	2	0	0	0	1	4	2	0	0	1	0
91	M	Oniel Fisher	5	2	246	0	0	0	0	0	0	0	0	2	3	0	0	0	0
25	M	Jared Jeffrey	1	1	45	0	0	0	0	0	0	0	0	0	0	0	0	0	0
2	D	Taylor Kemp	6	6	520	1	1	5	3	0	0	0	0	7	1	0	1	1	0
11	F	Darren Mattocks	6	3	203	1	0	2	1	0	0	0	0	2	3	5	0	0	0
6	D	Kofi Opare	4	4	366	0	0	0	0	0	0	0	0	5	3	0	0	0	0

UNF	POS	GOALKEEPER	GP	GS	MIN	SHTS	SV	GA	GAA	PKG	PKA	SKG	SKA	W	L	T	SO
24	GK	Bill Hamid	9	9	789	5	36	12	1.37	0	0	0	0	2	4	2	0
1	GK	David Ousted	3	3	270	2	9	4	1.33	1	1	0	0	0	2	1	1



D.C. UNITED

D.C. UNITED INDIVIDUAL HIGH GAMES (2018)

Goals					
3 Luciano Acosta	08/12/2018	vs. ORL	W	3-2	
Assists					
3 Luciano Acosta	09/29/2018	vs. MTL	W	5-0	
Shots					
8 Wayne Rooney	10/07/2018	vs. CHI	W	2-1	
Shots on Goal					
5 Wayne Rooney	10/07/2018	vs. CHI	W	2-1	
Fouls Committed					
5 Russell Canouse	10/28/2018	at CHI	T	0-0	
Fouls Suffered					
8 Yamil Asad	10/13/2018	vs. DAL	W	1-0	
Offside					
2 5 times					
Saves					
8 Bill Hamid	09/08/2018	at NYC	T	1-1	
Shots Faced					
9 Steve Clark	04/28/2018	at PHI	L	2-3	
9 David Ousted	07/21/2018	at ATL	L	1-3	
9 Bill Hamid	09/08/2018	at NYC	T	1-1	
Goals Allowed					
4 David Ousted	06/13/2018	at TOR	T	4-4	

TEAM HIGH GAMES (2018)

Goals					
5 09/29/2018	vs. MTL	W	5-0		
Assists					
6 09/29/2018	vs. MTL	W	5-0		
Shots					
19 08/04/2018	at MTL	T	1-1		
Shots on Goal					
9 06/13/2018	at TOR	T	4-4		
Fouls Committed					
21 07/28/2018	vs. COL	W	2-1		
Fouls Suffered					
20 07/04/2018	at LA	T	2-2		
Corner Kicks					
12 05/26/2018	at LFC	T	1-1		
Offside					
6 07/25/2018	vs. NYR	L	0-1		
Saves					
8 09/08/2018	at NYC	T	1-1		
Shots Faced					
9 04/28/2018	at PHI	L	2-3		
9 07/21/2018	at ATL	L	1-3		
9 09/08/2018	at NYC	T	1-1		
Goals Allowed					
4 06/13/2018	at TOR	T	4-4		

TEAM LOW GAMES (2018)

Shots					
2 09/08/2018	at NYC	T	1-1		
Shots on Goal					
1 03/11/2018	at ATL	L	1-3		
1 04/14/2018	vs. CLB	W	1-0		
1 09/08/2018	at NYC	T	1-1		
1 10/28/2018	at CHI	T	0-0		
Fouls Committed					
5 04/28/2018	at PHI	L	2-3		
Fouls Suffered					
3 08/12/2018	vs. ORL	W	3-2		
Corner Kicks					
0 09/08/2018	at NYC	T	1-1		
Offside					
0 8 times					
Saves					
1 6 times					
Shots Faced					
2 07/28/2018	vs. COL	W	2-1		
2 08/15/2018	vs. POR	W	4-1		
2 08/19/2018	vs. NE	W	2-0		
2 10/28/2018	at CHI	T	0-0		

D.C. UNITED INDIVIDUAL POSTSEASON HIGH GAMES (1996-2016)

Goals					
3 Raul Diaz Arce	10/10/1996	vs. TB	W	4-1	
Assists					
3 Marco Etcheverry	11/13/1999	vs. CLB	W	4-0	
Shots					
7 Jaime Moreno	10/05/1997	vs. NE	W	4-1	
7 Marco Etcheverry	10/11/1998	vs. CLB	W	2-0	
7 Jaime Moreno	10/16/1999	vs. MIA	W	2-0	
7 Roy Lassiter	11/13/1999	vs. CLB	W	4-0	
Shots on Goal					
5 Jaime Moreno	10/16/1999	vs. MIA	W	2-0	
Fouls Committed					
7 Ben Olsen	10/21/1998	vs. CLB	W	3-0	
7 Bryan Namoff	11/06/2004	vs. NE	T	3-3	
Fouls Suffered					
7 Jaime Moreno	10/15/1997	at CLB	W	1-0	
Offside					
6 Roy Lassiter	10/24/1999	at MIA	W	0-0	
Saves					
9 Scott Garlick	10/26/1997	vs. COL	W	2-1	
Shots Faced					
10 Scott Garlick	10/26/1997	vs. COL	W	2-1	
10 Nick Rimando	11/06/2004	vs. NE	T	3-3	
Goals Allowed					
5 Tom Presthus	11/07/1999	at CLB	L	1-5	

TEAM POSTSEASON HIGH GAMES (1996-2016)

Goals					
4 10/10/1996	vs. TB	W	4-1		
4 10/05/1997	vs. NE	W	4-1		
4 11/13/1999	vs. CLB	W	4-0		
Assists					
8 10/05/1997	vs. NE	W	4-1		
Shots					
22 10/25/1998	at CHI	L	0-2		
Shots on Goal					
11 10/02/1996	vs. MET	W	2-1		
Fouls Committed					
27 10/18/1998	at CLB	L	2-4		
Fouls Suffered					
29 11/07/1999	at CLB	L	1-5		
Corner Kicks					
13 11/01/2007	vs. CHI	T	2-2		
Offside					
12 10/24/1999	at MIA	W	0-0		
Saves					
9 10/26/1997	vs. COL	W	2-1		
Shots Faced					
10 10/26/1997	vs. COL	W	2-1		
10 11/06/2004	vs. NE	T	3-3		
Goals Allowed					
5 11/07/1999	at CLB	L	1-5		

TEAM POSTSEASON LOW GAMES (1996-2016)

Shots					
4 10/21/2005	at CHI	T	0-0		
Shots on Goal					
0 10/21/2005	at CHI	T	0-0		
0 11/01/2015	vs. NYR	L	0-1		
Fouls Committed					
5 10/10/1996	vs. TB	W	4-1		
Fouls Suffered					
6 09/24/1996	at MET	L	2-2		
Corner Kicks					
1 11/01/2003	vs. CHI	L	0-2		
1 11/08/2012	at NY	W	1-0		
Offside					
0 09/27/1996	vs. MET	W	1-0		
0 10/11/1998	vs. CLB	W	2-0		
0 10/27/2016	vs. MTL	L	2-4		
Saves					
0 11/05/2006	vs. NE	L	0-1		
Shots Faced					
1 11/05/2006	vs. NE	L	0-1		



2018 D.C. UNITED STATISTICS (14-11-9, 51 pts.)

UNF	POS	PLAYER	GP	GS	MIN	G	A	SHT	SOG	FC	FS	OFF	CK	C	E
9	F	Wayne Rooney	20	18	1641	12	7	71	31	15	11	9	43	1	0
10	M	Luciano Acosta	33	32	2753	10	17	60	23	59	63	10	12	3	0
11	F	Darren Mattocks	25	14	1267	10	0	42	19	17	22	5	2	3	0
22	M	Yamil Asad	30	27	2364	9	8	45	19	28	82	7	37	1	0
7	M	Paul Arriola	28	25	2183	7	8	36	18	40	31	5	3	7	1
18	M	Zoltan Stieber	27	21	1833	5	7	34	12	11	7	0	47	1	0
12	D	Kevin Ellis (TOT)	22	19	1583	2	4	10	3	17	13	1	0	4	0
12	D	Kevin Ellis (DC)	2	0	46	0	0	0	0	1	0	0	0	0	0
8	M	Ulises Segura	23	14	1293	2	1	19	8	15	23	2	2	1	0
15	D	Steve Birnbaum	34	34	3060	2	0	17	6	33	8	0	0	4	0
4	M	Russell Canouse	20	17	1533	1	1	8	3	26	21	0	0	4	0
91	D	Oniel Fisher	24	20	1832	1	1	14	1	16	25	1	0	3	0
28	D	Joseph Mora	30	28	2523	0	2	4	0	17	26	2	0	3	1
5	M	Junior Moreno	20	17	1528	0	2	7	2	21	14	0	1	1	0
13	D	Frederic Brillant	27	24	2181	0	1	9	1	24	9	3	0	1	0
14	D	Nick DeLeon	15	12	1062	0	1	11	4	11	11	1	0	2	0
21	M	Chris Durkin	23	16	1503	0	1	7	1	20	15	0	0	4	0
24	G	Bill Hamid	14	14	1260	0	1	0	0	0	2	0	0	0	0
23	M	Ian Harkes	8	4	352	0	1	0	0	4	1	0	0	0	0
32	F	Bruno Miranda	7	0	86	0	1	2	0	2	3	0	0	1	0
16	F	*Patrick Mullins	10	2	225	0	1	1	0	8	13	3	0	0	0
27	D	Vytas Andriuskevicius (T)	3	0	21	0	0	0	0	1	0	0	0	0	0
27	D	Vytas Andriuskevicius (D)	0	0	0	0	0	0	0	0	0	0	0	0	0
26	G	*Steve Clark	3	3	270	0	0	0	0	1	0	0	0	1	0
25	M	Jared Jeffrey	2	0	2	0	0	0	0	0	0	0	0	0	0
29	F	Dane Kelly	1	0	3	0	0	0	0	0	0	0	0	0	0
3	D	Chris Odoi-Atsem	1	0	12	0	0	1	1	0	0	0	0	0	0
6	D	Kofi Opare	11	10	863	0	0	8	0	6	2	0	0	1	0
1	G	David Ousted	17	17	1530	0	0	0	0	0	2	0	0	0	0
20	D	Jalen Robinson	5	5	348	0	0	0	0	2	2	1	0	0	0
2	D	Taylor Kemp	0	0	0	0	0	0	0	0	0	0	0	0	0
48	G	Travis Worra	0	0	0	0	0	0	0	0	0	0	0	0	0
		Own-goals received				1									
		Team totals	34	34	3060	60	61	396	149	377	421	49	147	42	2
		Opponent totals	34	34	3060	50	51	546	166	421	377	56	201	52	4

GAME-WINNING GOALS: Luciano Acosta 4, Wayne Rooney 3, Darren Mattocks 2, Ulises Segura 1
Oniel Fisher 1, Russell Canouse 1, Paul Arriola 1

GAME-WINNING ASSISTS: Luciano Acosta 4, Yamil Asad 2, Paul Arriola 2, Zoltan Stieber 1
Wayne Rooney 1, Joseph Mora 1

PENALTY KICK GOALS/ATTEMPTS: Wayne Rooney 3-3, Darren Mattocks 0-1, Yamil Asad 1-1

D.C. UNITED INDIVIDUAL GOALKEEPING

UNF	POS	GOALKEEPER	GP	GS	MIN	SHTS	SV	GA	GAA	PG	PA	W	L	T	SO
24	G	Bill Hamid	14	14	1260	63	51	12	0.86	0	0	9	2	3	5
1	G	David Ousted	17	17	1530	81	48	32	1.88	1	2	4	7	6	0
26	G	*Steve Clark	3	3	270	22	16	6	2.00	0	0	1	2	0	1
		Team totals	34	34	3060	166	115	50	1.47	1	2	14	11	9	6
		Opponent totals	34	34	3060	149	88	60	1.76	4	5	11	14	9	5

* = Played with other teams in 2018. Only D.C. United statistics listed here.



D.C. UNITED 2018 SCHEDULE

DAY	DATE	OPPONENT	RESULT	ATT.	W-L-T	POS.	PTS	NOTES:
Sat. Mar.	3	at Orlando City SC	T 1-1	25,527	0-0-1	T3	1	DC: Asad (32); ORL: Pinho (93+)
Sun. Mar.	11	at Atlanta	L 1-3	72,035	0-1-1	T7	1	DC: Mattocks (86); ATL: Martinez (24) Almiron (73) Villalba (75)
Sat. Mar.	17	Houston	T 2-2	5,128	0-1-2	8	2	DC: Mattocks (50) Acosta (97+); HOU: Elis (30) Manotas (31)
Sat. Mar.	24	at Columbus	L 1-3	8,443	0-2-2	8	2	DC: Asad (30); CLB: Valenzuela (20) Clark (40) Santos (42)
Sat. Mar.	31	at Sporting KC	L 0-1	18,624	0-3-2	10	2	KC: Gutierrez (3)
Sat. Apr.	14	Columbus	W 1-0	12,396	1-3-2	T8	5	DC: Segura (0:43)
Sat. Apr.	28	at Philadelphia	L 2-3	16,493	1-4-2	10	5	DC: Stieber (7) Mattocks (70); PHI: Iلسinho (37) Sapong (60) Dockal (72)
Sat. May	12	at Real Salt Lake	L 2-3	16,961	1-5-2	11	5	DC: Arriola (9) Birnbaum (83); RSL: Baird (21) Rusnak (26) Savarino (56)
Sat. May	19	at San Jose	W 3-1	17,644	2-5-2	11	8	DC: Stieber (15) Mattocks (20) Asad (37); SJ: Hoesen (43)
Sat. May	26	at Los Angeles FC	T 1-1	22,000	2-5-3	T10	9	DC: Mattocks (84); LFC: Rossi (39)
Sat. June	9	at Seattle	L 1-2	39,465	2-6-3	11	9	DC: Mattocks (53); SEA: Lodeiro (57) Eikrem (83)
Wed. June	13	at Toronto FC	T 4-4	23,011	2-6-4	11	10	DC: Asad (12,90) Arriola (17) Mattocks (45); TOR: Osorio (56) Vazquez (64) Hagglund (86,92+)
Sat. June	30	at New England	L 2-3	19,371	2-7-4	11	10	DC: Asad (42,73); NE: Penilla (18,78) Bunbury (46+)
Wed. July	4	at LA Galaxy	T 2-2	25,462	2-7-5	11	11	DC: Stieber (26) Mattocks (85); LA: Ibrahimovic (5) Pontius (25)
Sat. July	14	Vancouver	W 3-1	20,504	3-7-5	11	14	DC: Asad (27) Arriola (69,80); VAN: Davies (94+)
Sat. July	21	at Atlanta	L 1-3	45,087	3-8-5	11	14	DC: Stieber (8); ATL: Martinez (30,54,73)
Wed. July	25	New York Red Bull	L 0-1	15,655	3-9-5	11	14	NYR: Wright-Phillips (2)
Sat. July	28	Colorado	W 2-1	18,931	4-9-5	11	17	DC: Rooney (33) own goal (90); COL: Acosta (82)
Sat. Aug.	4	at Montreal	T 1-1	19,152	4-9-6	11	18	DC: Asad (70); MTL: Mancosu (5)
Sun. Aug.	12	Orlando City SC	W 3-2	17,020	5-9-6	11	21	DC: Acosta (49+,64,96+); ORL: own goal (50) Dwyer (71)
Wed. Aug.	15	Portland	W 4-1	18,219	6-9-6	8	24	DC: Rooney (43,68) Fisher (47) Mattocks (91+); POR: Armenteros (34)
Sun. Aug.	19	New England	W 2-0	20,198	7-9-6	8	27	DC: Acosta (13) Stieber (89)
Sun. Aug.	26	at New York Red Bull	L 0-1	22,324	7-10-6	T8	27	NYR: Kaku (56)
Wed. Aug.	29	Philadelphia	L 0-2	17,692	7-11-6	T8	27	PHI: Sapong (29) Picault (61)
Sun. Sept.	2	Atlanta	W 3-1	20,557	8-11-6	T7	30	DC: Acosta (29,77) Rooney (52); ATL: Larentowicz (39)
Sat. Sept.	8	at New York City	T 1-1	28,239	8-11-7	8	31	DC: Birnbaum (58); NYC: Villa (86)
Wed. Sept.	12	Minnesota	W 2-1	16,114	9-11-7	7	34	DC: Segura (65) Mattocks (69); MIN: Rodriguez (47)
Sun. Sept.	16	New York Red Bull	T 3-3	18,331	9-11-8	7	35	DC: Arriola (25) Rooney (64) Acosta (87); NYR: Wright-Phillips (41,76,90)
Sat. Sept.	29	Montreal	W 5-0	20,573	10-11-8	7	38	DC: Acosta (17) Rooney (48,82) Arriola (61,78)
Sun. Oct.	7	Chicago	W 2-1	20,064	11-11-8	7	41	DC: Rooney (62,81); CHI: Edwards (51)
Sat. Oct.	13	FC Dallas	W 1-0	19,610	12-11-8	6	44	DC: Canouse (86)
Wed. Oct.	17	Toronto FC	W 1-0	18,562	13-11-8	6	47	DC: Rooney (18)
Sun. Oct.	21	New York City FC	W 3-1	20,249	14-11-8	T4	50	DC: Rooney (8,74) Acosta (24); NYC: Villa (78)
Sun. Oct.	28	at Chicago	T 0-0	19,459	14-11-9	T4	51	



D.C. UNITED

D.C. UNITED – GAME-BY-GAME LOG

Game #1	03/03/2018	DC 1 at ORL 1	T	Asad 1 (unassisted) 32	Asad 1 (unassisted) 32
Game #2	03/11/2018	DC 1 at ATL 3	L	Mattocks 1 (unassisted) 86	Mattocks 1 (unassisted) 86
Game #3	03/17/2018	DC 2 vs HOU 2	T	Mattocks 2 (Asad 1) 50; Acosta 1 (Brilliant 1, Arriola 1) 97+	Mattocks 2 (Asad 1) 50; Acosta 1 (Brilliant 1, Arriola 1) 97+
Game #4	03/24/2018	DC 1 at CLB 3	L	Asad 2 (Acosta 1) 30	Asad 2 (Acosta 1) 30
Game #5	03/31/2018	DC 0 at KC 1	W		
Game #6	04/14/2018	DC 1 vs CLB 0	L	Segura 1 (Arriola 2, Acosta 2) 0:43	Segura 1 (Arriola 2, Acosta 2) 0:43
Game #7	04/28/2018	DC 2 at PHI 3	L	Stieber 1 (Acosta 3, Asad 2) 7; Mattocks 3 (Stieber 1, Miranda 1) 70	Stieber 1 (Acosta 3, Asad 2) 7; Mattocks 3 (Stieber 1, Miranda 1) 70
Game #8	05/12/2018	DC 2 at RSL 3	L	Arriola 1 (Stieber 2) 9; Birnbaum 1 (Deleon 1, Durkin 1) 83	Arriola 1 (Stieber 2) 9; Birnbaum 1 (Deleon 1, Durkin 1) 83
Game #9	05/19/2018	DC 3 at SJ 1	W	Stieber 2 (Acosta 4) 15; Mattocks 4 (Acosta 5) 20; Asad 3 (Arriola 3) 37	Stieber 2 (Acosta 4) 15; Mattocks 4 (Acosta 5) 20; Asad 3 (Arriola 3) 37
Game #10	05/26/2018	DC 1 at LFC 1	T	Mattocks 5 (Arriola 4, Mora 1) 84	Mattocks 5 (Arriola 4, Mora 1) 84
Game #11	06/09/2018	DC 1 at SEA 2	L	Mattocks 6 (unassisted) 53	Mattocks 6 (unassisted) 53
Game #12	06/13/2018	DC 4 at TOR 4	T	Asad 4 (Acosta 6, Arriola 5) 12; Arriola 2 (Stieber 3) 17; Mattocks 7 (unassisted) 45; Asad 5 (Mullins 1, Harkes 1) 90	Asad 4 (Acosta 6, Arriola 5) 12; Arriola 2 (Stieber 3) 17; Mattocks 7 (unassisted) 45; Asad 5 (Mullins 1, Harkes 1) 90
Game #13	06/30/2018	DC 2 at NE 3	L	Asad 6 (Stieber 4) 43; Asad 7 (penalty kick) 73	Asad 6 (Stieber 4) 43; Asad 7 (penalty kick) 73
Game #14	07/04/2018	DC 2 at LA 2	T	Stieber 3 (Acosta 7) 26; Mattocks 8 (Arriola 6) 85	Stieber 3 (Acosta 7) 26; Mattocks 8 (Arriola 6) 85
Game #15	07/14/2018	DC 3 vs VAN 1	W	Asad 8 (Stieber 5) 27; Arriola 3 (Stieber 6, Asad 3) 69; Arriola 4 (Rooney 1) 80	Asad 8 (Stieber 5) 27; Arriola 3 (Stieber 6, Asad 3) 69; Arriola 4 (Rooney 1) 80
Game #16	07/21/2018	DC 1 at ATL 3	L	Stieber 4 (Arriola 7) 8	Stieber 4 (Arriola 7) 8
Game #17	07/25/2018	DC 0 vs NYR 1	L	Rooney 1 (Acosta 8, Stieber 7) 33; own goal (Jackson) 90	Rooney 1 (Acosta 8, Stieber 7) 33; own goal (Jackson) 90
Game #18	07/28/2018	DC 2 vs COL 1	W	Asad 9 (Acosta 9, Moreno 1) 70	Asad 9 (Acosta 9, Moreno 1) 70
Game #19	08/04/2018	DC 1 at MTL 1	T	Acosta 2 (Rooney 2) 49+; Acosta 3 (Asad 4) 64; Acosta 4 (Rooney 3) 96+	Acosta 2 (Rooney 2) 49+; Acosta 3 (Asad 4) 64; Acosta 4 (Rooney 3) 96+
Game #20	08/12/2018	DC 3 vs ORL 2	W	Rooney 2 (Asad 5) 43; Fisher 1 (Acosta 10) 47; Rooney 3 (unassisted) 68; Mattocks 9 (Segura 1) 91+	Rooney 2 (Asad 5) 43; Fisher 1 (Acosta 10) 47; Rooney 3 (unassisted) 68; Mattocks 9 (Segura 1) 91+
Game #21	08/15/2018	DC 4 vs POR 1	W	Acosta 5 (Arriola 8) 13; Stieber 5 (Moreno 2) 89	Acosta 5 (Arriola 8) 13; Stieber 5 (Moreno 2) 89
Game #22	08/19/2018	DC 2 vs NE 0	W		
Game #23	08/26/2018	DC 0 at NYR 1	L		
Game #24	08/29/2018	DC 0 vs PHI 2	L	Acosta 6 (Rooney 4, Hamid 1) 29; Rooney 4 (penalty kick) 52; Acosta 7 (Rooney 5, Canouse 1) 77	Acosta 6 (Rooney 4, Hamid 1) 29; Rooney 4 (penalty kick) 52; Acosta 7 (Rooney 5, Canouse 1) 77
Game #25	09/02/2018	DC 3 vs ATL 1	W	Birnbaum 2 (Rooney 6) 58	Birnbaum 2 (Rooney 6) 58
Game #26	09/08/2018	DC 1 at NYC 1	T	Segura 2 (Acosta 11) 65; Mattocks 10 (Mora 2, Acosta 12) 69	Segura 2 (Acosta 11) 65; Mattocks 10 (Mora 2, Acosta 12) 69
Game #27	09/12/2018	DC 2 vs MIN 1	W	Arriola 5 (Acosta 13) 25; Rooney 5 (Fisher 1) 64; Acosta 8 (Asad 6) 87	Arriola 5 (Acosta 13) 25; Rooney 5 (Fisher 1) 64; Acosta 8 (Asad 6) 87
Game #28	09/16/2018	DC 3 vs NYR 3	T	Acosta 9 (Asad 7) 17; Rooney 6 (Acosta 14, Asad 8) 48; Arriola 6 (Acosta 15, Rooney 7) 61; Arriola 7 (Acosta 16) 78;	Acosta 9 (Asad 7) 17; Rooney 6 (Acosta 14, Asad 8) 48; Arriola 6 (Acosta 15, Rooney 7) 61; Arriola 7 (Acosta 16) 78;
Game #29	09/29/2018	DC 5 vs MTL 0	W	Rooney 7 (unassisted) 82	Rooney 7 (unassisted) 82
Game #30	10/07/2018	DC 2 vs CHI 1	W	Rooney 8 (unassisted) 62; Rooney 9 (penalty kick) 81	Rooney 8 (unassisted) 62; Rooney 9 (penalty kick) 81
Game #31	10/13/2018	DC 1 vs DAL 0	W	Canouse 1 (unassisted) 86	Canouse 1 (unassisted) 86
Game #32	10/17/2018	DC 1 vs TOR 0	W	Rooney 10 (unassisted) 18	Rooney 10 (unassisted) 18
Game #33	10/21/2018	DC 3 vs NYC 1	W	Rooney 11 (Acosta 17) 8; Acosta 10 (unassisted) 24; Rooney 12 (penalty kick) 74	Rooney 11 (Acosta 17) 8; Acosta 10 (unassisted) 24; Rooney 12 (penalty kick) 74
Game #34	10/28/2018	DC 0 at CHI 0	T		



D.C. UNITED

D.C. UNITED – CUP COMPETITIONS – GAME-BY-GAME

#	Player	U.S. OPEN CUP			
		4R	5R	NCFC	ORL
1	David Ousted			1-1	1-1
2	Taylor Kemp			120G	
3	Chris Odoi-Atsem				
4	Russell Canouse				
5	Junior Moreno	59	18		
6	Kofi Opare				
7	Paul Arriola	61M			
8	Ulises Segura				
10	Luciano Acosta	48	120M		
11	Darren Mattocks	35	112F		
13	Frederic Brillant				
14	Nick DeLeon				
15	Steve Birnbaum	120D	120D		
16	Patrick Mullins		8		
18	Zoltan Stieber		108M		
20	Jalen Robinson	120D	76		
21	Chris Durkin	72M	99M		
22	Yamil Asad	120M	120M		
23	Ian Harkes	120M	120M		
25	Jared Jeffrey				
26	Steve Clark		120G		
28	Joseph Mora	120D	44D		
29	Dane Kelly	85F			
32	Bruno Miranda	120M			
48	Travis Worra				
91	Oniel Fisher	120D	120D		

U.S. OPEN CUP		DC 1 vs NCARFC 1		T (4-3 pens)		Harkes (unassisted)	
4R	06/05/2018	DC 1	vs NCARFC 1	T	(4-3 pens)	Harkes	25
5R	06/20/2018	DC 1	vs ORL 1	T	(2-4 pens)	Acosta (Mattocks)	10





SPORTING KANSAS CITY

2018 RECORD

	GP	W-L-T	PTS	GF	GA
Sporting	34	18-8-8	62	65	40

RECORD at CHILDREN'S MERCY PARK

	GP	W-L-T	PTS	GF	GA
	17	10-2-5	35	34	17

RECORD on road

	GP	W-L-T	PTS	GF	GA
	17	8-6-3	27	31	23

RECORD at the half

	W	L	T
LEADING	10	0	0
TIED	6	4	4
TRAILING	2	4	4

RECORD with the first goal

	W	L	T
SCORING	16	2	2
CONCEDING	2	6	4

TEAM COMPARISONS

	FOR	AGAINST
GOALS SCORED	1.91 (4th)	1.18 (3rd)
TOTAL SHOTS	17.15 (1st)	11.91 (4th)
SHOTS ON GOAL	6.09 (1st)	4.35 (5th)
SHOOTING ACCURACY	35.5% (16th)	36.5% (13th)
SCORING %AGE	11.1% (15th)	9.9% (4th)
FOULS	11.09 (17th)	11.06 (11th)
CORNER KICKS	6.06 (3rd)	3.85 (2nd)
OFFSIDE	1.12 (23rd)	2.53 (18th)

GOALS SCORED IN GAME

GP	0	1	2	3	4+	TOT	AVG
34	6	8	11	4	5	65	1.91

GOALS ALLOWED IN GAME

GP	0	1	2	3	4+	TOT	AVG
34	13	8	8	4	1	40	1.18

GOALS BY INTERVALS

	TOT	0-15	16-30	31-45+	46-60	61-75	76-90+
FOR	65	7	9	8	12	12	17
AGAINST	40	7	5	8	4	10	6

WHERE THE GOALS COME FROM

	FOR	AGAINST
GOALS SCORED	65	40
MINUTES PER GOAL	47	77

HOW SCORED

RIGHT FOOT	29	27
LEFT FOOT	32	11
HEADERS	3	1
OTHER	1	1


TYPE OF PLAY

OPEN PLAY	46	24
CROSS	3	6
CORNER	6	2
REBOUND	3	1
PENALTIES	5	5
DIRECT FROM FREE KICK	0	0
FREE KICK (INDIRECT)	2	1
OWN GOALS	0	1

DISTANCE

INSIDE GOAL AREA	12	7
INSIDE PENALTY AREA	43	22
OUTSIDE PENALTY AREA	10	11

PRIMARY TEAM





SPORTING KANSAS CITY

No.	Player	Pos	Ht	Wt	Birthdate	Birthplace	2018				CAREER			
							GP	GS	G	A	GP	GS	G	A
1	Adrian Zendejas	GK	6-5	185	08/30/1995	Chula Vista, CA	0	0	0	0	0	0	0	0
MLS Season: 2. Last club: Swope Park Rangers (USL).														
2	Amer Dedic	DF	6-4	195	12/28/1994	Zenica, Bosnia & Herzegovina	0	0	0	0	0	0	0	0
MLS Season: 2. Last club: Swope Park Rangers (USL).														
3	Ike Opara	DF	6-2	180	02/21/1989	Durham, NC	31	31	3	2	148	122	15	5
MLS Season: 9. Last club: San Jose Earthquakes. 2010 SuperDraft: Round 1, Pick 3 (Wake Forest). Generation adidas. International: USA 1/0														
4	Brad Evans	DF	6-1	160	04/20/1985	Phoenix, AZ	0	0	0	0	230	198	25	29
MLS Season: 12. Last club: Sporting Kansas City. College: California-Irvine. International: USA 27/1														
5	Matt Besler	DF	6-0	170	02/11/1987	Kansas City, MO	31	31	0	3	257	251	3	18
MLS Season: 9. 2009 SuperDraft: Round 1, Pick 8 (Notre Dame). International: USA 47/1														
6	Ilie Sanchez	MF	5-11	170	11/21/1990	Barcelona, Spain	34	34	4	4	67	67	4	6
MLS Season: 2. Last club: Elche CF (Spain)														
7	Johnny Russell	FW	5-10	168	04/08/1990	Glasgow, Scotland	30	24	10	10	30	24	10	10
MLS Season: 1. Last club: Derby County FC (England). International: Scotland 8/0														
8	Graham Zusi	DF	5-10	160	08/18/1986	Orlando, FL	34	34	2	7	252	212	28	63
Designated Player. MLS Season: 10. 2009 SuperDraft: Round 2, Pick 23 (Maryland). International: USA 55/5														
9	Krisztian Nemeth	MF	5-11	170	01/05/1989	Gyor, Hungary	24	8	1	3	58	34	12	10
MLS Season: 3. Last club: New England Revolution. International: Hungary 35/4														
10	Yohan Croizet	MF	5-10	170	02/15/1992	Sarrebouurg, France	32	19	3	3	32	19	3	3
Designated Player. MLS Season: 2. Last club: KV Mechelen (Belgium)														
11	Diego Rubio	FW	5-11	170	05/15/1993	Santiago, Chile	20	9	8	6	51	23	15	8
MLS Season: 3. Last club: Real Valladolid (Spain). International: Chile 3/0														
12	Gerso Fernandes	FW	5-8	140	02/23/1991	Bissau, Guinea-Bissau	31	17	5	5	63	43	13	7
Designated Player. MLS Season: 2. Last club: C.F. Os Belenenses (Portugal)														
13	Gianluca Busio	FW	5-7	135	05/28/2002	Greensboro, NC	7	1	1	1	7	1	1	1
Homegrown Player. MLS Season: 2.														
14	Khiry Shelton	FW	6-3	191	06/26/1993	Carson, CO	20	15	2	5	74	38	8	15
MLS Season: 4. Last club: New York City FC. 2015 SuperDraft: Round 1, Pick 2 (Oregon State Univ.)														
15	Seth Sinovic	DF	5-10	170	01/28/1987	Kansas City, MO	23	19	0	2	208	197	1	11
MLS Season: 9. Last club: New England Revolution. College: Creighton Univ.														
16	Graham Smith	DF	6-3	186	11/25/1995	Highlands Ranch, CO	2	2	0	0	2	2	0	0
MLS Season: 1. 2018 SuperDraft: Round 1, Pick 18 (Oregon State Univ.)														
17	Roger Espinoza	MF	5-11	170	10/25/1986	Puerto Cortes, Honduras	32	32	3	9	222	202	8	32
MLS Season: 9. Last club: Wigan Athletic FC (England). International: Honduras 52/4														
18	Eric Dick	GK	6-5	205	10/03/1994	Roeland Park, KS	0	0	0	0	0	0	0	0
MLS Season: 1. 2018 SuperDraft: Round 1, Pick 13 (Butler Univ.)														
19	Cristian Lobato	DF	5-11	160	03/07/1989	Esparraguera, Spain	7	3	2	0	17	9	3	0
MLS Season: 2. Last club: Gimnastic de Tarragona (Spain)														
20	Daniel Salloi	FW	6-1	150	07/19/1996	Siofok, Hungary	29	26	11	7	51	38	14	9
Homegrown Player. MLS Season: 2. Last club: Gyirmot SE (Hungary)														
21	Felipe Gutierrez	MF	5-7	145	10/08/1990	Quintero, Chile	20	18	7	2	20	18	7	2
Designated Player. MLS Season: 1. Last club: Internacional (Brazil). International: Chile 35/4														
23	Colton Storm	DF	5-10	175	07/06/1994	Mechanicsburg, PA	0	0	0	0	0	0	0	0
MLS Season: 2. 2017 SuperDraft: Round 1, Pick 14 (North Carolina)														
26	Jaylin Lindsey	DF	5-8	155	03/27/2000	Charlotte, NC	7	6	0	1	7	6	0	1
Homegrown Player. MLS Season: 1.														
29	Tim Melia	GK	6-1	190	05/15/1986	Great River, NY	34	34	0	0	121	120	0	0
MLS Season: 9. Last club: Chivas USA. College: Lynn Univ.														
30	Andreu Fontas	DF	6-1	190	11/14/1989	Banyoles, Spain	2	1	0	0	2	1	0	0
MLS Season: 1. Last club: Celta Vigo (Spain)														
75	Wan Kuzain	MF	5-10	160	09/14/1998	Carbondale, IL	6	3	1	0	6	3	1	0
Homegrown Player. MLS Season: 1. Last club: Swope Park Rangers (USL).														
90	Khartlon Belmar	FW	5-11	160	12/01/1992	Virginia Beach, VA	4	0	0	0	5	0	0	0
MLS Season: 2. Last club: Swope Park Rangers (USL). 2015 SuperDraft: Round 2, Pick 34 (Virginia Commonwealth).														
94	Jimmy Medranda	DF	5-8	150	02/07/1994	Mosquera, Colombia	12	8	2	1	86	62	5	4
MLS Season: 4. Last club: Deportivo Pereira (Colombia)														

HEAD COACH : Peter Vermes

11/21/1966

W133 L99 T82



SPORTING KANSAS CITY PLAYOFF HISTORY

vs. Team	No. of Series			Last						Series Result	
	Series	W-L	GP	W-L-T	OT	ShO	GF	GA	Mtg.		Round
Chicago	1	1-0	1	1-0-0	0-0-0	0-0	1	0	2000	MLS Cup '00	Won MLS Cup '00
Chivas USA	1	1-0	2	1-0-1	0-0-0	0-0	1	0	2007	Quarterfinals	Won 1 games to 0
Colorado	4	3-1	9	5-2-2	0-0-1	0-0	13	9	2011	Quarterfinals	Won 2 games to 0
Columbus	1	0-1	2	0-1-1	0-0-0	0-0	1	3	2008	Quarterfinals	Lost 1 games to 0
D.C. United	1	0-1	1	0-1-0	0-0-0	0-0	2	3	2004	MLS Cup '04	Lost MLS Cup '04
FC Dallas	1	1-0	3	2-1-0	0-0-0	1-0	6	6	1996	West Semifinals	Won 2 games to 1
Houston	5	1-4	7	2-4-1	0-1-0	0-0	3	8	2017	Wild Card	Lost 1 games to 0
Los Angeles	4	2-2	9	3-5-1	0-2-1	0-1	15	14	2004	Semifinals	Won 1 games to 0
Miami	1	0-1	3	1-2-0	0-0-0	0-0	4	4	2001	Quarterfinals	Lost 6 pts. to 3
New England	1	1-0	2	1-1-0	1-0-0	0-0	4	3	2013	Quarterfinals	Won Series Tie-Breaker
New York	1	0-1	1	0-1-0	0-0-0	0-0	1	2	2014	Wild Card	Lost 1 games to 0
Portland	1	0-1	1	0-1-0	0-1-0	0-1	2	2	2015	Wild Card	Lost 1 games to 0
Real Salt Lake	1	1-0	1	1-0-0	1-0-0	1-0	1	1	2013	MLS Cup '13	Won MLS Cup '13
San Jose	2	1-1	3	1-2-0	0-1-0	0-0	5	5	2004	Quarterfinals	Won Series Tie-Breaker
Seattle	1	0-1	1	0-1-0	0-0-0	0-0	0	1	2016	Wild Card	Lost 1 games to 0
TOTALS	26	12-14	46	18-22-6	2-5-2	2-2	59	61			

SPORTING KANSAS CITY - ALL-TIME POSTSEASON RESULTS

DATE	OPPONENT	RESULT	ATT.	W-L-T	RD.	GOALS:
09/26/1996	Dallas	W 3-2	4,466	1-0-0	QTR	KC: Johnston (16) McKeon (79) Preki (89); DAL: Elliott (21) Ashton (25)
09/29/1996	at Dallas	L 1-2	10,125	1-1-0	QTR	KC: Preki (30); DAL: Kreis (5) Washington (32)
10/02/1996	at Dallas	W 3-2	9,802	2-1-0	QTR	KC: Chung (41) Takawira (62); DAL: Sanchez (27) Elliott (66)
10/10/1996	at Los Angeles	L 1-2	25,212	2-2-0	SEM	KC: Preki (52); LA: Armas (48) Vanney (57)
10/13/1996	Los Angeles	L 1-2	11,041	2-3-0	SEM	KC: Preki (69); LA: Vanney (76)
10/04/1997	Colorado	L 0-3	10,174	0-1-0	QTR	COL: C. Henderson (25) Bravo (67) Paule (75)
10/08/1997	at Colorado	L 2-3	13,117	0-2-0	QTR	KC: Takawira (9) Preki (88); COL: Bravo (16,68) Harris (83)
09/16/2000	Colorado	W 1-0	8,682	1-0-0	QTR	KC: Molnar (18)
09/20/2000	at Colorado	T 0-0 (OT)	8,789	1-0-1	QTR	
09/24/2000	Colorado	W 3-2	4,156	2-0-1	QTR	KC: Henderson (11) Molnar (65) Gomez (69); COL: Bravo (70,90)
09/29/2000	Los Angeles	T 0-0 (OT)	11,815	2-0-2	SEM	
10/03/2000	at Los Angeles	L 1-2 (OT)	20,849	2-1-2	SEM	KC: McKeon (29); LA: Jones (16) Califf (93)
10/06/2000	Los Angeles	W 2-0 (ST)	8,320	3-1-2	SEM	KC: Molnar (21,96)
10/15/2000	Chicago	W 1-0	39,159	4-1-2	FIN	KC: Molnar (11)
09/22/2001	at Miami	L 0-2	6,281	0-1-0	QTR	MIA: Serna (28) Pineda Chacon (53)
09/26/2001	Miami	W 3-0	5,803	1-1-0	QTR	KC: Lowe (24) McKeon (31) Gomez (45)
09/29/2001	at Miami	L 1-2	8,119	1-2-0	QTR	KC: Lowe (13); MIA: Preki (14) Henderson (71)
09/25/2002	at Los Angeles	L 2-3 (OT)	14,585	0-1-0	QTR	KC: Preki (25) Brown (70); LA: Ruiz (62,99) Jones (85)
09/28/2002	Los Angeles	W 4-1	9,484	1-1-0	QTR	KC: Simutenkov (19); Quill (37); Preki (70); Fabbro (73); LA: Albright (71)
10/02/2002	at Los Angeles	L 2-5	14,713	1-2-0	QTR	KC: Klein (47) Preki (72); LA: Ruiz (34,66) Jones (45,62) Tennyson (90)
11/04/2003	at Colorado	T 1-1	6,434	0-0-1	QTR	KC: Harris (3); COL: Borchers (53)
11/08/2003	Colorado	W 2-0	10,712	1-0-1	QTR	KC: Simutenkov (45) Klein (63)
11/15/2003	at San Jose	L 2-3 (OT)	16,108	1-1-1	SEM	KC: Simutenkov (57) Klein (72); SJ: Lagos (61) Mullan (83) Donovan (117)
10/24/2004	at San Jose	L 0-2	8,659	0-1-0	QTR	SJ: De Rosario (40) Waibel (52)
10/30/2004	San Jose	W 3-0	10,222	1-1-0	QTR	KC: Stephenson (26) own goal (48) Jewsbury (90)
11/05/2004	Los Angeles	W 2-0	11,931	2-1-0	SEM	KC: Arnaud (24,69)
11/14/2004	D.C. United	L 2-3	25,797	2-2-0	FIN	KC: Burciaga (6) Wolff (58); DC: Eskandarian (19,23) own goal (26)
10/27/2007	Chivas USA	W 1-0	12,442	1-0-0	QTR	KC: Arnaud (35)
11/03/2007	at Chivas USA	T 0-0	19,711	1-0-1	QTR	
11/10/2007	at Houston	L 0-2	30,972	1-1-1	SEM	HOU: Jaqua (35) De Rosario (81)
11/01/2008	Columbus	T 1-1	10,385	0-0-1	QTR	KC: Arnaud (53); CLB: Lenhart (90)
11/08/2008	at Columbus	L 0-2	11,153	0-1-1	QTR	CLB: Evans (7) Rogers (57)
10/30/2011	at Colorado	W 2-0	8,601	1-0-0	QTR	KC: Bunbury (49,59)
11/02/2011	Colorado	W 2-0	18,565	2-0-0	QTR	KC: Collin (28) Sapong (76)
11/06/2011	Houston	L 0-2	20,839	2-1-0	SEM	HOU: Hainault (53) Costly (87)
11/04/2012	at Houston	L 0-2	20,689	0-1-0	QTR	HOU: Moffat (18) Bruin (75)
11/07/2012	Houston	W 1-0	20,894	1-1-0	QTR	KC: Sinovic (64)



SPORTING KANSAS CITY

11/02/2013	at New England	L 1-2	15,164	0-1-0	QTR KC: Collin (69); NE: Dorman (55) Rowe (67)
11/06/2013	New England	W 3-1 (OT)	19,031	1-1-0	QTR KC: Collin (41) Sinovic (79) Bieler (113); NE: Imbongo (70)
11/09/2013	at Houston	T 0-0	22,107	1-1-1	SEM
11/23/2013	Houston	W 2-1	21,650	2-1-1	SEM KC: Sapong (14) Dwyer (63); HOU: Garcia (3)
12/07/2013	Real Salt Lake	T 1-1 (OT)	21,650	2-1-2	FIN KC: Collin (76); RSL: Saborio (52)
10/30/2014	at New York	L 1-2	15,518	0-1-0	WC KC: Dwyer (53); NY: Wright-Phillips (77,90)
10/29/2015	at Portland	T 2-2 (OT)	21,144	0-0-1	WC KC: Ellis (87) Nemeth (96); POR: Wallace (57) Urruti (118)
10/27/2016	at Seattle	L 0-1	36,151	0-1-0	WC SEA: Valdez (88)
10/26/2017	at Houston	L 0-1 (OT)	14,126	0-1-0	WC HOU: Elis (94)

CAREER POSTSEASON STATISTICS FOR CURRENT SPORTING KANSAS CITY PLAYERS

UNF	POS	PLAYER	GP	GS	MIN	G	A	SHT	SOG	PKG	PKA	SKG	SKA	FC	FS	OFF	CK	C	E
5	D	Matt Besler	14	14	1380	0	0	2	0	0	0	0	2	14	10	3	0	0	0
17	M-D	Roger Espinoza	9	8	659	0	0	7	3	0	0	0	0	12	12	1	0	4	0
4	M	Brad Evans	25	20	1821	3	2	23	9	0	0	1	1	14	18	0	4	3	0
12	F	Gerso Fernandes	1	1	51	0	0	2	1	0	0	0	0	1	1	0	0	0	0
19	M	Cristian Lobato	1	0	20	0	0	2	1	0	0	0	0	0	0	0	0	0	0
94	M	Jimmy Medranda	2	1	121	0	0	1	0	0	0	0	0	1	1	0	0	0	0
9	F	Krisztian Nemeth	1	1	110	1	0	3	2	0	0	0	0	2	0	0	0	1	0
3	D	Ike Opara	5	1	214	0	0	2	0	0	0	0	0	3	3	1	0	0	0
11	F	Diego Rubio	1	1	120	0	0	0	0	0	0	0	0	1	1	1	0	1	0
30	F	Daniel Salloi	1	0	69	0	0	4	1	0	0	0	0	0	3	0	0	0	0
6	M	Ilie Sanchez	1	1	120	0	0	1	0	0	0	0	0	1	2	0	0	1	0
14	F	Khiry Shelton	2	0	57	0	0	0	0	0	0	0	0	0	1	0	0	0	0
15	D	Seth Sinovic	12	12	1134	2	0	5	3	0	0	1	1	18	12	0	0	2	0
8	M	Graham Zusi	14	14	1379	0	6	27	2	0	0	1	2	21	25	1	69	2	0
UNF	POS	GOALKEEPER	GP	GS	MIN	SHTS	SV	GA	GAA	PKG	PKA	SKG	SKA	W	L	T	SO		
29	GK	Tim Melia	2	2	174	2	2	2	1.03	0	0	0	0	0	1	0	0		



ALL-TIME KC WIZ.-SPORTING KANSAS CITY POSTSEASON STATISTICS (17-20-9, 57 PTS.)

PLAYER	GP	GS	MIN	G	A
Preki	20	19	1758	8	4
Miklos Molnar	7	7	659	5	0
Davy Arnaud	15	9	927	4	1
Aurelien Collin	11	11	1050	4	1
Chris Klein	16	16	1440	3	4
Igor Simutenkov	8	6	437	3	2
Matt McKeon	19	14	1335	3	1
Francisco Gomez	9	3	272	2	2
CJ Sapong	11	10	957	2	1
Vitalis Takawira	7	7	586	2	1
Teal Bunbury	5	5	399	2	0
Dom Dwyer	9	6	582	2	0
Onandi Lowe	3	3	270	2	0
Seth Sinovic	12	12	1134	2	0
Eric Quill	6	5	448	1	3
Chris Brown	10	7	680	1	2
Mo Johnston	15	11	1166	1	2
Jose Burciaga Jr.	5	4	368	1	1
Mark Chung	7	7	629	1	1
Jack Jewsbury	9	9	759	1	1
Josh Wolff	7	4	449	1	1
Claudio Bieler	3	0	85	1	0
Kevin Ellis	3	3	300	1	0
Dario Fabbro	2	0	76	1	0
Wolde Harris	3	3	261	1	0
Chris Henderson	7	7	659	1	0
Krisztian Nemeth	1	1	110	1	0
Khari Stephenson	4	3	211	1	0
Graham Zusi	14	14	1379	0	6
Benny Feilhaber	8	8	795	0	3
Kerry Zavagnin	23	23	2065	0	3
Mike Sorber	5	5	403	0	2
Peter Vermes	13	13	1184	0	2
Mike Burns	4	3	296	0	1
Amadou Dia	1	1	120	0	1
Nick Garcia	23	23	2135	0	1
Julio Cesar	4	4	329	0	1
Kei Kamara	5	5	449	0	1
Roy Lassiter	3	2	166	0	1
Claudio Lopez	2	2	179	0	1
Chance Myers	10	10	960	0	1
Uche Okafor	7	5	393	0	1
Paul Wright	6	5	461	0	1
Alex Zotinca	6	5	441	0	1
Saad Abdul-Salaam	3	2	216	0	0
Mike Ammann	2	2	180	0	0
Stephen Armstrong	6	1	180	0	0
Matt Besler	14	14	1380	0	0
Latif Blessing	1	1	100	0	0
Sean Bowers	7	7	630	0	0
Omar Bravo	1	0	5	0	0
Jorge Claros	1	1	90	0	0
Eloy Colombano	1	0	24	0	0
Jimmy Conrad	12	12	1107	0	0
Bobby Convey	1	0	1	0	0
John DeBrito	1	0	20	0	0
Birahim Diop	1	0	11	0	0
Andrew Dykstra	1	1	120	0	0
Samuel Ekeme	2	0	30	0	0
Roger Espinoza	9	8	659	0	0
Gerso Fernandes	1	1	51	0	0
Gary Glasgow	3	2	140	0	0
Herculez Gomez	1	1	75	0	0
Richard Gough	2	2	180	0	0
Taylor Graham	2	0	32	0	0
Andrew Gregor	3	1	118	0	0
Diego Gutierrez	15	15	1369	0	0
Michael Harrington	5	5	450	0	0
Kevin Hartman	5	5	450	0	0
Jeferson	2	0	20	0	0
Brian Johnson	3	0	33	0	0
Eddie Johnson	3	3	270	0	0
Peterson Joseph	2	1	103	0	0
Jon Kempin	1	0	36	0	0
Frank Klopas	5	1	105	0	0
Michael Kraus	1	0	31	0	0
Eric Kronberg	1	1	90	0	0

SPORTING KANSAS CITY

Garth Lagerwey	5	5	450	0	0
Jonathan Leathers	2	2	180	0	0
Cristian Lobato	1	0	20	0	0
Carlos Marinelli	1	0	44	0	0
Matt Marquess	1	0	13	0	0
Jimmy Medranda	2	1	121	0	0
Tim Melia	2	2	174	0	0
Tony Meola	16	16	1505	0	0
Kurt Morsink	3	3	252	0	0
Soni Mustivar	2	2	210	0	0
Paulo Nagamura	7	7	696	0	0
Jimmy Nielsen	10	10	960	0	0
Kevin Oliveira	1	0	19	0	0
Lawrence Olum	2	1	202	0	0
Ike Opara	4	1	136	0	0
Bo Oshoniyi	4	4	360	0	0
Jacob Peterson	7	3	264	0	0
Steve Pittman	2	2	160	0	0
Ryan Pore	3	0	56	0	0
Brandon Prideaux	7	7	659	0	0
Ryan Raybould	1	0	1	0	0
Edmundo Rodriguez	1	0	10	0	0
Oriol Rosell	6	6	488	0	0
Diego Rubio	1	1	120	0	0
Soony Saad	4	0	47	0	0
Daniel Salloi	1	0	69	0	0
Ilie Sanchez	1	1	120	0	0
Scott Sealy	3	3	262	0	0
Kevin Souter	2	2	179	0	0
Carey Talley	6	6	576	0	0
Matt Taylor	1	0	24	0	0
Abe Thompson	2	2	128	0	0
Ryan Tinsley	2	2	150	0	0
Ivan Trujillo	1	0	1	0	0
Scott Uderitz	5	5	431	0	0
Sasha Victorine	3	3	223	0	0
Tyson Wahl	2	2	158	0	0
Diego Walsh	3	0	23	0	0
Lance Watson	1	0	1	0	0
Own-goals received				1	
Team totals	46	46	4345	59	55
Opponent totals	46	46	4345	61	62

KANSAS CITY INDIVIDUAL GOALKEEPING

GOALKEEPER	GP	GS	SV	GA	GAA	SO
Andrew Dykstra	1	1	4	1	0.75	0
Jimmy Nielsen	10	10	15	9	0.84	4
Kevin Hartman	5	5	18	5	1.00	2
Tim Melia	2	2	2	2	1.03	0
Bo Oshoniyi	4	4	14	5	1.25	2
Tony Meola	16	16	62	21	1.26	7
Garth Lagerwey	5	5	18	9	1.80	0
Eric Kronberg	1	1	3	2	2.00	0
Jon Kempin	1	0	0	1	2.50	0
Mike Ammann	2	2	9	6	3.00	0
Team totals	46	46	149	61	1.26	15
Opponent totals	46	46	174	59	1.22	13



SPORTING KANSAS CITY INDIVIDUAL HIGH GAMES (2018)

Goals			
3	Johnny Russell	04/20/2018	vs. VAN W 6-0
Assists			
2	11 games		
Shots			
9	Diego Rubio	10/06/2018	vs. LA T 1-1
Shots on Goal			
4	Yohan Croizet	04/20/2018	vs. VAN W 6-0
4	Johnny Russell	04/20/2018	vs. VAN W 6-0
4	Diego Rubio	08/18/2018	vs. POR W 3-0
4	Daniel Salloi	10/28/2018	vs. LFC W 2-1
Fouls Committed			
5	Ilie Sanchez	03/10/2018	at CHI W 4-3
5	Gerso Fernandes	07/28/2018	vs. DAL L 2-3
Fouls Suffered			
6	Ilie Sanchez	05/05/2018	vs. COL W 1-0
Offside			
2	Johnny Russell	03/31/2018	vs. DC W 1-0
2	Gerso Fernandes	07/07/2018	vs. TOR T 2-2
2	Krisztian Nemeth	09/08/2018	vs. ORL W 1-0
2	Gerso Fernandes	09/23/2018	at PHI L 0-2
2	Krisztian Nemeth	09/30/2018	vs. RSL T 1-1
Saves			
10	Tim Melia	04/08/2018	at LA W 2-0
Shots Faced			
10	Tim Melia	04/08/2018	at LA W 2-0
Goals Allowed			
4	Tim Melia	07/04/2018	at RSL L 2-4

SPORTING KANSAS CITY INDIVIDUAL POSTSEASON HIGH GAMES (1996-2017)

Goals			
2	Miklos Molnar	10/06/2000	vs. LA W 2-0
2	Davy Arnaud	11/05/2004	vs. LA W 2-0
2	Teal Bunbury	10/30/2011	at COL W 2-0
Assists			
2	Graham Zusi	11/02/2011	vs. COL W 2-0
Shots			
10	Onandi Lowe	09/29/2001	at MIA L 1-2
Shots on Goal			
5	Vitalis Takawira	09/26/1996	vs. DAL W 3-2
5	Preki	10/08/1997	at COL L 2-3
5	Miklos Molnar	09/24/2000	vs. COL W 3-2
Fouls Committed			
6	Mo Johnston	09/16/2000	vs. COL W 1-0
6	Chris Henderson	10/06/2000	vs. LA W 2-0
6	Diego Gutierrez	09/28/2002	vs. LA W 4-1
6	Dom Dwyer	10/29/2015	at POR T 2-2
Fouls Suffered			
8	Vitalis Takawira	10/02/1996	at DAL W 2-2
Offside			
3	Onandi Lowe	09/22/2001	at MIA L 0-2
3	Eddie Johnson	11/03/2007	at CHV T 0-0
Saves			
10	Tony Meola	10/15/2000	vs. CHI W 1-0
Shots Faced			
10	Mike Ammann	10/08/1997	at COL L 2-3
10	Tony Meola	10/15/2000	vs. CHI W 1-0
10	Tony Meola	09/25/2002	at LA L 2-3
Goals Allowed			
5	Tony Meola	10/02/2002	at LA L 2-5

SPORTING KANSAS CITY

TEAM HIGH GAMES (2018)

Goals			
6	04/20/2018	vs. VAN	W 6-0
Assists			
7	04/20/2018	vs. VAN	W 6-0
Shots			
34	04/20/2018	vs. VAN	W 6-0
34	10/06/2018	vs. LA	T 1-1
Shots on Goal			
14	04/20/2018	vs. VAN	W 6-0
Fouls Committed			
18	03/10/2018	at CHI	W 4-3
18	08/11/2018	at LFC	W 2-0
18	10/21/2018	at DAL	W 3-0
Fouls Suffered			
18	05/05/2018	vs. COL	W 1-0
Corner Kicks			
12	03/17/2018	vs. SJ	W 3-2
Offside			
3	03/04/2018	vs. NYC	L 0-2
3	03/31/2018	vs. DC	W 1-0
3	09/08/2018	vs. ORL	W 1-0
Saves			
10	04/08/2018	at LA	W 2-0
Shots Faced			
10	04/08/2018	at LA	W 2-0
Goals Allowed			
4	07/04/2018	at RSL	L 2-4

TEAM POSTSEASON HIGH GAMES (1996-2017)

Goals			
4	09/28/2002	vs. LA	W 4-1
Assists			
4	09/28/2002	vs. LA	W 4-1
4	10/30/2004	vs. SJ	W 3-0
Shots			
32	11/06/2013	vs. NE	W 3-1
Shots on Goal			
15	09/26/1996	vs. DAL	W 3-2
Fouls Committed			
27	10/06/2000	vs. LA	W 2-0
Fouls Suffered			
27	11/06/2013	vs. NE	W 3-1
Corner Kicks			
10	09/29/2000	vs. LA	T 0-0
10	11/06/2013	vs. NE	W 3-1
Offside			
5	10/08/1997	at COL	L 2-3
5	10/15/2000	vs. CHI	W 1-0
Saves			
10	10/15/2000	vs. CHI	W 1-0
Shots Faced			
10	10/08/1997	at COL	L 2-3
10	10/15/2000	vs. CHI	W 1-0
10	09/25/2002	at LA	L 2-3
Goals Allowed			
5	10/02/2002	at LA	L 2-5

TEAM LOW GAMES (2018)

Shots			
8	07/04/2018	at RSL	L 2-4
8	10/28/2018	vs. LFC	W 2-1
Shots on Goal			
3	6 times		
Fouls Committed			
3	04/20/2018	vs. VAN	W 6-0
Fouls Suffered			
6	03/31/2018	vs. DC	W 1-0
Corner Kicks			
1	07/14/2018	at NYR	L 2-3
Offside			
0	11 times		
Saves			
0	03/24/2018	at COL	T 2-2
Shots Faced			
1	04/20/2018	vs. VAN	W 6-0
1	08/18/2018	vs. POR	W 3-0

TEAM POSTSEASON LOW GAMES (1996-2017)

Shots			
3	11/10/2007	at HOU	L 0-2
3	10/30/2014	at NY	L 1-2
Shots on Goal			
0	11/10/2007	at HOU	L 0-2
Fouls Committed			
8	10/03/2000	at LA	L 1-2
Fouls Suffered			
7	09/26/2001	vs. MIA	W 3-0
Corner Kicks			
0	11/03/2007	at CHV	T 0-0
Offside			
0	5 times		
Saves			
0	11/04/2012	at HOU	L 0-2
0	10/27/2016	at SEA	L 0-1
Shots Faced			
1	09/29/2000	vs. LA	T 0-0
1	10/30/2011	at COL	W 2-0
1	11/04/2012	at HOU	L 0-2
1	10/27/2016	at SEA	L 0-1



SPORTING KANSAS CITY

2018 SPORTING KANSAS CITY STATISTICS (18-8-8, 62 pts.)

UNF	POS	PLAYER	GP	GS	MIN	G	A	SHT	SOG	FC	FS	OFF	CK	C	E
20	F	Daniel Salloi	29	26	2291	11	7	78	31	12	26	10	1	3	1
7	F	Johnny Russell	30	24	2183	10	10	70	30	15	37	4	74	3	0
11	F	Diego Rubio	20	9	781	8	6	29	15	11	19	3	0	3	0
21	M	Felipe Gutierrez	20	18	1522	7	2	40	17	38	25	1	19	3	0
12	F	Gerso Fernandes	31	17	1591	5	5	38	19	31	26	7	4	1	0
6	M	Ilie Sanchez	34	34	3060	4	4	45	14	34	34	0	2	6	0
17	M	Roger Espinoza	32	32	2825	3	9	47	11	66	48	0	0	9	1
10	M	Yohan Croizet	32	19	1594	3	3	49	14	25	16	2	2	2	0
3	D	Ike Opara	31	31	2773	3	2	23	6	30	16	0	0	5	0
8	D	Graham Zusi	34	34	3060	2	7	57	19	21	35	3	100	2	0
14	F	Khiry Shelton	20	15	1370	2	5	36	10	20	18	1	1	2	0
94	D	Jimmy Medranda	12	8	728	2	1	9	3	11	5	1	1	1	0
19	D	Cristian Lobato	7	3	327	2	0	6	4	3	2	0	0	0	0
9	M	Krisztian Nemeth (TOT)	24	8	852	1	3	27	10	18	14	6	0	1	0
9	M	Krisztian Nemeth (KC)	9	4	386	1	1	19	8	5	6	5	0	0	0
13	F	Gianluca Busio	7	1	153	1	1	8	1	1	2	0	2	0	0
75	M	Wan Kuzain	6	3	307	1	0	5	2	4	6	0	0	1	0
5	D	Matt Besler	31	31	2745	0	3	1	0	18	11	0	0	2	0
15	D	Seth Sinovic	23	19	1650	0	2	13	2	18	13	1	0	4	1
26	D	Jaylin Lindsey	7	6	555	0	1	5	1	5	2	0	0	0	0
22	D	Emiliano Amor	5	3	332	0	0	2	0	2	2	0	0	1	0
90	F	Kharlton Belmar	4	0	65	0	0	2	0	2	1	0	0	0	0
30	D	Andreu Fontas	2	1	92	0	0	0	0	1	2	0	0	0	0
29	G	Tim Melia	34	34	3060	0	0	0	0	2	1	0	0	2	0
16	D	Graham Smith	2	2	180	0	0	1	0	1	0	0	0	0	0
18	G	Eric Dick	0	0	0	0	0	0	0	0	0	0	0	0	0
2	D	Amer Didic	0	0	0	0	0	0	0	0	0	0	0	0	0
4	D	Brad Evans	0	0	0	0	0	0	0	0	0	0	0	0	0
23	D	Colton Storm	0	0	0	0	0	0	0	0	0	0	0	0	0
1	G	Adrian Zendejas	0	0	0	0	0	0	0	0	0	0	0	0	0
		Team totals	34	34	3060	65	69	583	207	376	377	38	206	50	3
		Opponent totals	34	34	3060	40	37	405	148	377	376	86	131	66	12

GAME-WINNING GOALS: Daniel Salloi 6, Felipe Gutierrez 4, Diego Rubio 2, Gerso Fernandes 2

Khiry Shelton 1, Johnny Russell 1, Wan Kuzain 1, Yohan Croizet 1

GAME-WINNING ASSISTS: Khiry Shelton 3, Daniel Salloi 3, Johnny Russell 3, Diego Rubio 3

Graham Zusi 2, Roger Espinoza 2, Ilie Sanchez 1, Felipe Gutierrez 1

Yohan Croizet 1, Gianluca Busio 1

PENALTY KICK GOALS/ATTEMPTS: Ilie Sanchez 4-6, Johnny Russell 1-1

SPORTING KANSAS CITY INDIVIDUAL GOALKEEPING

UNF	POS	GOALKEEPER	GP	GS	MIN	SHTS	SV	GA	GAA	PG	PA	W	L	T	SO
29	G	Tim Melia	34	34	3060	148	106	40	1.18	5	8	18	8	8	13
		Team totals	34	34	3060	148	106	40	1.18	5	8	18	8	8	13
		Opponent totals	34	34	3060	207	138	65	1.91	5	7	8	18	8	6

* = Played with other teams in 2018. Only Sporting Kansas City statistics listed here.



SPORTING KANSAS CITY

SPORTING KANSAS CITY 2018 SCHEDULE

DAY	DATE	OPPONENT	RESULT	ATT.	W-L-T	POS.	PTS	GOALS:
Sun.	Mar. 4	New York City FC	L 0-2	20,831	0-1-0	T8	0	NYC: Morales (32) Medina (53)
Sat.	Mar. 10	at Chicago	W 4-3	14,021	1-1-0	T3	3	KC: Gutierrez (9,86) Russell (44) Medranda (83); CHI: Katai (70) Nikolic (74,82)
Sat.	Mar. 17	San Jose	W 3-2	18,868	2-1-0	T1	6	KC: Sanchez (25) Zusi (56) Gutierrez (68); SJ: Qazaishvili (34) Wondolowski (91+)
Sat.	Mar. 24	at Colorado	T 2-2	17,424	2-1-1	T1	7	KC: Gutierrez (57) Rubio (91+); COL: Badji (5) Mason (8)
Sat.	Mar. 31	D.C. United	W 1-0	18,624	3-1-1	T1	10	KC: Gutierrez (3)
Sun.	Apr. 8	at LA Galaxy	W 2-0	25,846	4-1-1	1	13	KC: Salloi (56) Russell (61)
Sun.	Apr. 15	Seattle	T 2-2	18,508	4-1-2	1	14	KC: Sanchez (34) Zusi (78); SEA: Bruin (48+) C. Roldan (73)
Fri.	Apr. 20	Vancouver	W 6-0	19,690	5-1-2	1	17	KC: Russell (10,16,48) Medranda (30) Lobato (54) Croizet (77)
Sat.	Apr. 28	at New England	L 0-1	17,015	5-2-2	1	17	NE: Bunbury (44)
Sat.	May 5	Colorado	W 1-0	20,553	6-2-2	1	20	KC: Salloi (16)
Wed.	May 9	at Atlanta	W 2-0	44,696	7-2-2	1	23	KC: Salloi (67) Fernandes (87)
Sun.	May 20	at Minnesota	T 1-1	23,117	7-2-3	1	24	KC: Shelton (8); MIN: Quintero (20)
Sun.	May 27	Columbus	T 0-0	20,697	7-2-4	1	25	
Sun.	June 3	Minnesota	W 4-1	20,422	8-2-4	1	28	KC: Salloi (9) Kuzain (35) Lobato (38) Rubio (81); MIN: Mears (11)
Sat.	June 9	at Portland	T 0-0	21,144	8-2-5	T1	29	
Sat.	June 23	Houston	W 3-2	20,081	9-2-5	1	32	KC: Salloi (59) Rubio (85) Shelton (88); HOU: Manotas (2,45)
Sat.	June 30	at Montreal	L 0-2	16,142	9-3-5	T1	32	MTL: Piatti (54) Silva (70)
Wed.	July 4	at Real Salt Lake	L 2-4	19,206	9-4-5	2	32	KC: Salloi (20) Opara (64); RSL: Savarino (29) Baird (37) Saucedo (46+) L. Silva (100+)
Sat.	July 7	Toronto FC	T 2-2	21,064	9-4-6	3	33	KC: Sanchez (57) Russell (61); TOR: Osorio (25) Hamilton (69)
Sat.	July 14	at New York Red B	L 2-3	16,793	9-5-6	3	33	KC: Russell (8) Espinoza (51); NYR: Wright-Phillips (4) Rzatkowski (72,79)
Sat.	July 28	FC Dallas	L 2-3	20,758	9-6-6	4	33	KC: Fernandes (50) Salloi (97+); DAL: Barrios (23,62,74)
Sat.	Aug. 4	at Houston	W 1-0	14,675	10-6-6	T3	36	KC: Rubio (74)
Sat.	Aug. 11	at Los Angeles FC	W 2-0	22,000	11-6-6	2	39	KC: Fernandes (17) Sanchez (66)
Sat.	Aug. 18	Portland	W 3-0	19,737	12-6-6	2	42	KC: Rubio (28,37) Russell (89)
Sat.	Aug. 25	Minnesota	W 2-0	19,345	13-6-6	2	45	KC: Croizet (47) Rubio (62)
Sat.	Sept. 1	at Seattle	L 1-3	39,530	13-7-6	3	45	KC: Rubio (2); SEA: Ruidiaz (12) own goal (52) Lodeiro (56)
Sat.	Sept. 8	Orlando City SC	W 1-0	19,332	14-7-6	2	48	KC: Gutierrez (53)
Sat.	Sept. 15	at San Jose	W 5-1	16,682	15-7-6	1	51	KC: Gutierrez (18) Fernandes (23,86) Opara (42) Nemeth (67); SJ: Hoesen (80)
Sun.	Sept. 23	at Philadelphia	L 0-2	15,080	15-8-6	2	51	PHI: Simpson (71,89)
Sun.	Sept. 30	Real Salt Lake	T 1-1	19,844	15-8-7	2	52	KC: Opara (52); RSL: Baird (9)
Sat.	Oct. 6	LA Galaxy	T 1-1	20,092	15-8-8	T2	53	KC: Russell (83); LA: Ibrahimovic (25)
Wed.	Oct. 17	at Vancouver	W 4-1	18,689	16-8-8	T2	56	KC: Croizet (62) Salloi (82,97+) Busio (94+); VAN: Martins (42)
Sun.	Oct. 21	at FC Dallas	W 3-0	19,096	17-8-8	1	59	KC: Salloi (45) Espinoza (64) Russell (87)
Sun.	Oct. 28	Los Angeles FC	W 2-1	20,702	18-8-8	1	62	KC: Espinoza (37) Salloi (72); LFC: Vela (63)



SPORTING KANSAS CITY

SPORTING KANSAS CITY – GAME-BY-GAME

#	Player	1	2	3	4	5	6	7	8	9	10	11	12	13	14	15	16	17	18	19	20	21	22	23	24	25	26	27	28	29	30	31	32	33	34		
		NYC	CHI	SJ	COL	DC	LA	SEA	VAN	NE	COL	ATL	MIN	CLB	MIN	POR	HOU	MTL	RSL	TOR	NYR	DAL	HOU	LFC	POR	MIN	SEA	ORL	SJ	PHI	RSL	LA	VAN	DAL	LFC		
		0-2	4-3	3-2	2-2	1-0	2-0	2-2	6-0	0-1	1-0	2-0	1-1	0-0	4-1	0-0	3-2	0-2	2-4	2-2	2-3	2-3	1-0	2-0	3-0	2-0	1-3	1-0	5-1	0-2	1-1	1-1	4-1	3-0	2-1		
1	Adrian Zendejas	90D	90D	90D	90D	90D	90D	90D	90D	90D	90D	90D	90D	90D	90D	90D	90D	90D	90D	73D	90D	90D	90D	90D	90D	90D	90D	90D	90D	90D	90D	90D	90D	90D	90D	90D	90D
2	Ike Opara	90D	90D	90D	90D	90D	90D	90D	90D	90D	90D	90D	90D	90D	90D	90D	90D	90D	90D	90D	73D	90D	90D	90D	90D	90D	90D	90D	90D	90D	90D	90D	90D	90D	90D	90D	90D
4	Brad Evans	90D	90D	90D	90D	90D	90D	90D	90D	90D	90D	90D	90D	90D	90D	90D	90D	90D	90D	90D	90D	90D	90D	90D	90D	90D	90D	90D	90D	90D	90D	90D	90D	90D	90D	90D	90D
5	Matt Besler	90D	90D	90D	90D	90D	90D	90D	90D	90D	90D	90D	90D	90D	90D	90D	90D	90D	90D	90D	90D	90D	90D	90D	90D	90D	90D	90D	90D	90D	90D	90D	90D	90D	90D	90D	90D
6	Illie Sanchez	90F	89F	90F	88F	90F	88F	85F	52F	90F	88F	82F	90F	90F	90F	78F	90F	90F	45	90M	90F	90F	90D	90D	90D	90D	90D	90D	90D	90D	90D	90D	90D	90D	90D	90D	90D
7	Johnny Russell	90D	90D	90D	90D	90D	90D	90D	90D	90D	90D	90D	90D	90D	90D	90D	90D	90D	90D	90D	90D	90D	90D	90D	90D	90D	90D	90D	90D	90D	90D	90D	90D	90D	90D	90D	90D
8	Graham Zusi	90D	90D	90D	90D	90D	90D	90D	90D	90D	90D	90D	90D	90D	90D	90D	90D	90D	90D	90D	90D	90D	90D	90D	90D	90D	90D	90D	90D	90D	90D	90D	90D	90D	90D	90D	90D
9	Krisztian Nemeth	57F	1	8	61F	37	70M	74M	90M	63M	19	71M	90M	71M	18M	85M	83M	90M	90M	78M	21	61F	8	9	45	4	89F	65F	18	24	5	63M	26				
10	Yohan Croizet	61F			2				19	8		1		12		5	16	6	71F	69F	29	76F	73F	72F	75F	20	19	90F	57F								
11	Diego Rubio	33	35	3	29	13	2	5			2	8		19	90F	90F	76F	57F	4	90M	60F	90F	90F	86F	90F	90F	90F	90F	90F	90F	90F	90F	90F	90F	90F	90F	
12	Gerso Fernandes																					13	90M														
13	Gianluca Busio																																				
14	Khairy Shelton																																				
15	Seth Sinovic																																				
16	Graham Smith																																				
17	Roger Espinoza																																				
18	Eric Dick																																				
19	Cristian Lobato																																				
20	Daniel Salloi																																				
21	Felipe Gutierrez																																				
22	Emiliano Amor																																				
23	Colton Storm																																				
26	Jaylin Lindsey																																				
29	Tim Melia																																				
30	Andreu Fontas																																				
75	Wan Kuzain																																				
88	Matt Lewis																																				
90	Kharlton Belmar																																				
94	Jimmy Medranda	17	21	1	45	90D	90D	90D	90D	90D	77D	81M	90D	36D																							

Played for other teams:
Krisztian Nemeth played 466 minutes for NE

"00" = 100 minutes played
F/M/D/G = starting position



SPORTING KANSAS CITY

SPORTING KANSAS CITY – GAME-BY-GAME LOG

Game #1	03/04/2018	KC 0 vs NYC 2	L			Gutierrez 1 (unassisted) 9; Russell 1 (Salloi 1, Espinoza 1) 44; Medranda 1 (unassisted) 83; Gutierrez 2 (Salloi 2, Russell 1) 86
Game #2	03/10/2018	KC 4 at CHI 3	W			Sanchez 1 (penalty kick) 25; Zusi 1 (Espinoza 2) 56; Gutierrez 3 (Salloi 3, Russell 2) 68
Game #3	03/17/2018	KC 3 vs SJ 2	W			Gutierrez 4 (unassisted) 57; Rubio 1 (Shelton 1, Fernandes 1) 91+
Game #4	03/24/2018	KC 2 at COL 2	T			Gutierrez 5 (Shelton 2) 3
Game #5	03/31/2018	KC 1 vs DC 0	W			Salloi 1 (unassisted) 56; Russell 2 (Espinoza 3) 61
Game #6	04/08/2018	KC 2 at LA 0	W			Sanchez 2 (penalty kick) 34; Zusi 2 (Medranda 1) 78
Game #7	04/15/2018	KC 2 vs SEA 2	T			Russell 3 (Espinoza 4, Zusi 1) 10; Russell 4 (Espinoza 5) 16; Medranda 2 (Salloi 4) 30; Russell 5 (Besler 1) 48; Lobato 1 (Croizet 1) 54; Croizet 1 (Sanchez 1) 77
Game #8	04/20/2018	KC 6 vs VAN 0	W			
Game #9	04/28/2018	KC 0 at NE 1	L			
Game #10	05/05/2018	KC 1 vs COL 0	W			Salloi 2 (unassisted) 16
Game #11	05/09/2018	KC 2 at ATL 0	W			Salloi 3 (Sanchez 2) 67; Fernandes 1 (Sanchez 3) 87
Game #12	05/20/2018	KC 1 at MIN 1	T			Shelton 1 (Russell 3) 8
Game #13	05/27/2018	KC 0 vs CLB 0	T			
Game #14	06/03/2018	KC 4 vs MIN 1	W			Salloi 4 (Croizet 2) 9; Kuzain 1 (unassisted) 35; Lobato 2 (Espinoza 6) 38; Rubio 2 (Fernandes 2) 81
Game #15	06/09/2018	KC 0 at POR 0	T			
Game #16	06/23/2018	KC 3 vs HOU 2	W			Salloi 5 (Russell 4) 59; Rubio 3 (Salloi 5, Russell 5) 85; Shelton 2 (Salloi 6, Rubio 1) 88
Game #17	06/30/2018	KC 0 at MTL 2	L			
Game #18	07/04/2018	KC 2 at RSL 4	L			Salloi 6 (Sinovic 1, Espinoza 7) 20; Opara 1 (Russell 6, Espinoza 8) 64
Game #19	07/07/2018	KC 2 vs TOR 2	T			Sanchez 3 (penalty kick) 57; Russell 6 (Rubio 2) 61
Game #20	07/14/2018	KC 2 at NYR 3	L			Russell 7 (Zusi 2, Lindsey 1) 8; Espinoza 1 (Zusi 3) 51
Game #21	07/28/2018	KC 2 vs DAL 3	L			Fernandes 2 (Rubio 3) 50; Salloi 7 (Opara 1) 97+
Game #22	08/04/2018	KC 1 at HOU 0	W			Rubio 4 (Busio 1, Zusi 4) 74
Game #23	08/11/2018	KC 2 at LFC 0	W			Fernandes 3 (Rubio 4) 17; Sanchez 4 (penalty kick) 66
Game #24	08/18/2018	KC 3 vs POR 0	W			Rubio 5 (Espinoza 9) 28; Rubio 6 (Salloi 7, Besler 2) 37; Russell 8 (Nemeth 3) 89
Game #25	08/25/2018	KC 2 vs MIN 0	W			Croizet 2 (Russell 7, Rubio 5) 47; Rubio 7 (Russell 8, Sinovic 2) 62
Game #26	09/01/2018	KC 1 at SEA 3	L			Rubio 8 (Fernandes 3) 2
Game #27	09/08/2018	KC 1 vs ORL 0	W			Gutierrez 6 (Croizet 3) 53
Game #28	09/15/2018	KC 5 at SJ 1	W			Gutierrez 7 (Fernandes 4) 18; Fernandes 4 (Gutierrez 1) 23; Opara 2 (unassisted) 42; Nemeth 1 (Fernandes 5, Gutierrez 2) 67; Fernandes 5 (Rubio 6) 86
Game #29	09/23/2018	KC 0 at PHI 2	L			
Game #30	09/30/2018	KC 1 vs RSL 1	T			Opara 3 (Russell 9) 52
Game #31	10/06/2018	KC 1 vs LA 1	T			Russell 9 (Zusi 5) 83
Game #32	10/17/2018	KC 4 at VAN 1	W			Croizet 3 (Besler 3, Zusi 6) 62; Salloi 8 (Shelton 3) 82; Busio 1 (Russell 10) 94+; Salloi 9 (Shelton 4, Sanchez 4) 97+
Game #33	10/21/2018	KC 3 at DAL 0	W			Salloi 10 (unassisted) 45; Espinoza 2 (Opara 2) 64; Russell 10 (penalty kick) 87
Game #34	10/28/2018	KC 2 vs LFC 1	W			Espinoza 3 (Zusi 7) 37; Salloi 11 (Shelton 5) 72



SPORTING KANSAS CITY

SPORTING KANSAS CITY – CUP COMPETITIONS – GAME-BY-GAME

#	Player	U.S. OPEN CUP				QF
		4R	5R	5R	HOU	
1	Adrian Zendejas	RSL	DAL	HOU		
2	Amer Didic	2-0	3-2	2-4		
3	Ike Opara	90G	90G			
4	Brad Evans	90D				
5	Matt Besler	90D	90M	90M		
6	Ilie Sanchez	90M	25	90M		
7	Johnny Russell	75M	90D	90D		
8	Graham Zusi		5	19		
10	Yohan Croizet		65F	71M		
11	Diego Rubio	7	75F	71M		
12	Gerso Fernandes	90M				
13	Gianluca Busio		15			
14	Khiry Shelton					
15	Seth Sinovic			65D		
16	Graham Smith			90D		
17	Roger Espinoza	22	90M	90M		
18	Eric Dick					
19	Cristian Lobato	68M				
20	Daniel Salloi	15	85F	90F		
21	Felipe Gutierrez			19		
22	Emiliano Amor	90D	90D	90D		
23	Colton Storm					
26	Jaylin Lindsey	90D	90D	25		
29	Tim Melia					
75	Wan Kuzain	83M	90M	90G		
88	Matt Lewis					
90	Kharlton Belmar	90F				
94	Jimmy Medranda					

U.S. OPEN CUP							
4R	06/06/2018	KC	2	at RSL	0	W	Russell (Belmar) 47; Belmar (Russell) 74
5R	06/16/2018	KC	3	vs DAL	2	W	Salloi (Opara) 43; Salloi (Kuzain) 66; Croizet (unassisted) 89
QF	07/18/2018	KC	2	at HOU	4	L	Russell (Fernandes) 2; Croizet (Russell) 93+





LOS ANGELES FOOTBALL CLUB

2018 RECORD

	GP	W-L-T	PTS	GF	GA
LAFc	34	16-9-9	57	68	52

RECORD at BANC OF CALIFORNIA STADIUM

	GP	W-L-T	PTS	GF	GA
	17	9-1-7	34	32	15

RECORD on road

	GP	W-L-T	PTS	GF	GA
	17	7-8-2	23	36	37

RECORD at the half

	W	L	T
LEADING	11	1	5
TIED	4	1	3
TRAILING	1	7	1

RECORD with the first goal

	W	L	T
SCORING	12	1	6
CONCEDING	4	8	2

TEAM COMPARISONS

	FOR	AGAINST
GOALS SCORED	2.00 (2nd)	1.88 (18th)
TOTAL SHOTS	15.50 (3rd)	15.35 (20th)
SHOTS ON GOAL	6.00 (2nd)	5.47 (20th)
SHOOTING ACCURACY	38.7% (5th)	35.6% (9th)
SCORING %AGE	12.9% (7th)	12.3% (14th)
FOULS	13.76 (1st)	12.44 (19th)
CORNER KICKS	5.97 (4th)	5.65 (17th)
OFFSIDE	1.53 (19th)	1.82 (9th)

GOALS SCORED IN GAME

GP	0	1	2	3	4+	TOT	AVG
34	3	12	10	2	7	68	2.00

GOALS ALLOWED IN GAME

GP	0	1	2	3	4+	TOT	AVG
34	10	7	11	3	3	52	1.53

GOALS BY INTERVALS

TOT	0-15	16-30	31-45+	46-60	61-75	76-90+
FOR	68	12	11	9	15	8
AGAINST	52	4	9	7	7	10

WHERE THE GOALS COME FROM

	FOR	AGAINST
GOALS SCORED	68	52
MINUTES PER GOAL	45	59

HOW SCORED

RIGHT FOOT	38	31
LEFT FOOT	24	14
HEADERS	4	7
OTHER	2	0

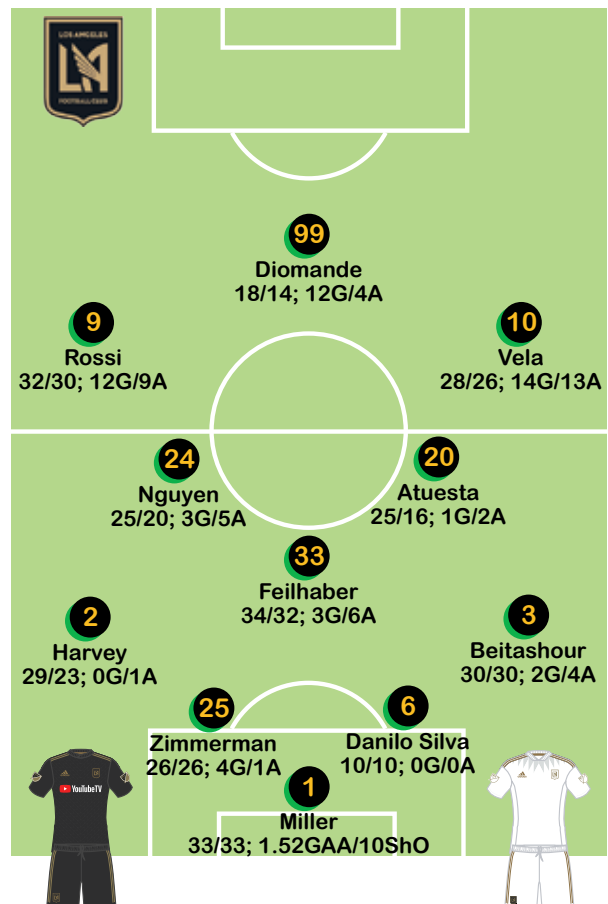
TYPE OF PLAY

OPEN PLAY	45	30
CROSS	3	8
CORNER	6	2
REBOUND	1	4
PENALTIES	4	6
DIRECT FROM FREE KICK	4	0
FREE KICK (INDIRECT)	2	2
OWN GOALS	3	0

DISTANCE

INSIDE GOAL AREA	16	12
INSIDE PENALTY AREA	43	33
OUTSIDE PENALTY AREA	9	7

PRIMARY TEAM





LOS ANGELES FC

No.	Player	Pos	Ht	Wt	Birthdate	Birthplace	2018				CAREER			
							GP	GS	G	A	GP	GS	G	A
1	Tyler Miller	GK	6-4	205	03/12/1993	Woodbury, NJ	33	33	0	0	35	35	0	0
MLS Season: 3. Last club: Seattle Sounders FC. College: Northwestern														
2	Jordan Harvey	DF	5-11	176	01/28/1984	Mission Viejo, CA	29	23	0	1	299	279	11	16
MLS Season: 14. Last club: Vancouver Whitecaps FC. 2006 Supplemental Draft: Round 1, Pick 9 (UCLA).														
3	Steven Beitashour	DF	5-10	156	02/01/1987	San Jose, CA	30	30	2	4	222	216	4	34
MLS Season: 9. Last club: Toronto FC. 2010 SuperDraft: Round 2, Pick 30 (San Diego State Univ.). International: Iran 6/0														
5	Dejan Jakovic	DF	6-2	176	07/16/1985	Karlovac, Croatia	15	13	0	0	113	107	1	0
MLS Season: 6. Last club: New York Cosmos (NASL). College: Alabama-Birmingham. International: Canada 5/1														
6	Danilo Silva	DF	6-2	175	11/26/1986	Campinas, Brazil	10	9	0	0	15	9	0	0
MLS Season: 6. Last club: Internacional (Brazil)														
7	Latif Blessing	MF	5-5	140	12/30/1996	Accra, Ghana	30	18	5	6	55	34	8	7
MLS Season: 2. Last club: Sporting Kansas City														
8	Andre Horta	MF	5-9	155	11/07/1996	Almada, Portugal	11	3	0	0	11	3	0	0
Designated Player. MLS Season: 1. Last club: Benfica (Portugal)														
9	Diego Rossi	FW	5-7	143	03/05/1998	Montevideo, Uruguay	32	30	12	9	32	30	12	9
Designated Player. MLS Season: 1. Last club: Peñarol (Uruguay)														
10	Carlos Vela	MF	5-10	162	03/01/1989	Cancun, Quintana Roo, Mexico	28	26	14	13	28	26	14	13
Designated Player. MLS Season: 1. Last club: Real Sociedad (Spain). International: Mexico 72/19														
11	Aaron Kovar	MF	5-10	155	08/14/1993	Seattle, WA	11	7	0	3	43	20	1	3
Homegrown Player. MLS Season: 5. Last club: Seattle Sounders FC. College: Stanford Univ.														
12	Christian Ramirez	FW	6-2	187	04/04/1991	Garden Grove, CA	27	20	9	2	57	47	23	5
MLS Season: 3. Last club: Minnesota United FC														
13	Charlie Lyon	GK	6-2	210	04/10/1992	St. Charles, IL	0	0	0	0	0	0	0	0
MLS Season: 3. Last club: Orange County SC (USL). College: Marquette Univ.														
14	Mark-Anthony Kaye	MF	6-3	154	12/02/1994	Toronto, ON, Canada	20	20	2	5	20	20	2	5
MLS Season: 1. Last club: Louisville City (USL). College: York Univ. International: Canada 6/0														
16	Calum Mallace	MF	6-0	186	01/10/1990	Torphichen, Scotland	5	0	0	0	85	51	1	6
MLS Season: 1. Last club: Seattle Sounders FC. 2012 SuperDraft: Round 2, Pick 20 (Marquette Univ.)														
18	Josh Perez	FW	5-5	140	01/21/1998	Montebello, CA	2	0	0	0	2	0	0	0
MLS Season: 1. Last club: A.S. Livorno Calcio (Italy)														
19	James Murphy	MF	5-11	160	09/17/1997	Scotch Plains, NJ	0	0	0	0	0	0	0	0
MLS Season: 1. Last club: Sheffield Wednesday (England)														
20	Eduard Atuesta	MF	5-11	155	06/18/1997	Velez, Colombia	25	16	1	2	25	16	1	2
MLS Season: 1. Last club: Independiente Medellin (Colombia)														
21	Marco Urena	FW	5-10	174	03/05/1990	San Jose, Costa Rica	18	11	1	5	43	33	6	8
MLS Season: 2. Last club: San Jose Earthquakes. International: Costa Rica 66/15														
22	Luis Lopez	GK	5-11	190	09/13/1993	San Pedro Sula, Honduras	1	1	0	0	1	1	0	0
MLS Season: 1. Last club: Real España (Honduras). International: Honduras 12/0														
24	Lee Nguyen	FW	5-8	150	10/07/1986	Richardson, TX	25	20	3	5	216	205	54	54
MLS Season: 7. Last club: New England Revolution. College: Indiana Univ. International: USA 9/0														
25	Walker Zimmerman	DF	6-3	196	05/19/1993	Lawrenceville, GA	26	26	4	1	115	97	11	2
MLS Season: 6. Last club: FC Dallas. 2013 SuperDraft: Round 1, Pick 7 (Furman Univ.). Generation adidas. International: USA 3/1														
27	Tristan Blackmon	DF	6-1	178	08/12/1996	Las Vegas, NV	10	5	0	0	10	5	0	0
MLS Season: 1. 2018 SuperDraft: Round 1, Pick 3 (Univ. of the Pacific)														
28	Shaft Brewer Jr.	FW	5-9	155	10/28/1999	Sacramento, CA	3	0	0	0	3	0	0	0
Homegrown Player. MLS Season: 1. Last club: RB Leipzig (Germany)														
33	Benny Feilhaber	MF	5-9	163	01/19/1985	Rio de Janeiro, Brazil	34	32	3	6	236	212	37	56
MLS Season: 8. Last club: Sporting Kansas City. International: USA 44/2														
44	Joao Moutinho	DF	6-0	156	01/12/1998	Lisbon, Portugal	14	10	1	0	14	10	1	0
MLS Season: 1. 2018 SuperDraft: Round 1, Pick 1 (Univ. of Akron)														
99	Adama Diomande	FW	5-11	180	02/14/1990	Oslo, Norway	18	14	12	4	18	14	12	4
MLS Season: 1. Last club: Hull City (England). International: Norway 11/1														
	Quillan Roberts	GK	6-0	193	09/13/1994	Toronto, ON, Canada	0	0	0	0	0	0	0	0
MLS Season: 6. Last club: Woodbridge Strikers (Canada). International: Canada 1/0														
ON LOAN														
	Nico Czornomaz	MF	5-10	163	07/08/1995	Argentina	0	0	0	0	0	0	0	0
MLS Season: 1. Last club: Defensa y Justicia (Argentina)														
	Steeve Saint-Duc	FW	5-8	139	01/08/2000	Haiti	0	0	0	0	0	0	0	0
MLS Season: 1.														

HEAD COACH : Bob Bradley

03/03/1958

W140L103 T63



LOS ANGELES FC

LOS ANGELES FOOTBALL CLUB PLAYOFF HISTORY

FIRST APPEARANCE



CAREER POSTSEASON STATISTICS FOR CURRENT LOS ANGELES FC PLAYERS

UNF	POS	PLAYER	GP	GS	MIN	G	A	SHT	SOG	PKG	PKA	SKG	SKA	FC	FS	OFF	CK	C	E
3	D	Steven Beitashour	15	15	1333	0	2	1	0	0	0	0	0	9	21	2	0	1	0
7	F	Latif Blessing	1	1	100	0	0	2	1	0	0	0	0	4	0	0	0	0	0
33	M	Benny Feilhaber	8	8	795	0	3	21	3	0	0	2	2	16	23	2	2	2	0
2	D	Jordan Harvey	5	4	414	0	0	1	0	0	0	0	0	1	3	1	0	0	0
5	D	Dejan Jakovic	4	4	360	0	0	1	0	0	0	0	0	3	4	0	0	0	0
16	M	Calum Mallace	6	1	227	0	0	4	1	0	0	0	0	1	1	0	0	0	0
24	M	Lee Nguyen	8	8	732	2	4	6	4	0	0	0	0	15	15	1	4	2	0
21	F	Marco Urena	1	0	28	0	0	0	0	0	0	0	0	0	0	0	0	0	0
25	D	Walker Zimmerman	6	4	356	1	0	4	1	0	0	1	1	6	3	0	0	0	0

UNF	POS	GOALKEEPER	GP	GS	MIN	SHTS	SV	GA	GAA	PKG	PKA	SKG	SKA	W	L	T	SO
1	GK	Tyler Miller	1	1	90	0	3	0	0.00	0	0	0	0	1	0	0	1



LOS ANGELES FC

LOS ANGELES FC INDIVIDUAL HIGH GAMES (2018)

Goals
 3 Adama Diomande 06/30/2018 vs. PHI W 4-1

Assists
 3 Diego Rossi 03/10/2018 at RSL W 5-1

Shots
 7 Carlos Vela 04/21/2018 at MTL W 5-3

Shots on Goal
 5 Diego Rossi 04/21/2018 at MTL W 5-3
 5 Carlos Vela 04/21/2018 at MTL W 5-3

Fouls Committed
 5 Adama Diomande 07/26/2018 vs. LA T 2-2
 5 Eduard Atuesta 09/15/2018 vs. NE T 1-1

Fouls Suffered
 7 Latif Blessing 05/09/2018 vs. MIN W 2-0
 7 Carlos Vela 05/26/2018 vs. DC T 1-1

Offside
 3 Carlos Vela 08/19/2018 vs. COL W 2-0

Saves
 8 Tyler Miller 07/07/2018 vs. ORL W 4-1

Shots Faced
 10 Tyler Miller 07/22/2018 at MIN L 1-5

Goals Allowed
 5 Tyler Miller 04/07/2018 at ATL L 0-5
 5 Tyler Miller 07/22/2018 at MIN L 1-5

TEAM HIGH GAMES (2018)

Goals
 5 03/10/2018 at RSL W 5-1
 5 04/21/2018 at MTL W 5-3

Assists
 8 03/10/2018 at RSL W 5-1

Shots
 29 05/09/2018 vs. MIN W 2-0

Shots on Goal
 18 04/21/2018 at MTL W 5-3

Fouls Committed
 19 06/09/2018 at SJ W 4-3

Fouls Suffered
 27 09/15/2018 vs. NE T 1-1

Corner Kicks
 15 07/22/2018 at MIN L 1-5

Offside
 6 06/30/2018 vs. PHI W 4-1

Saves
 8 07/07/2018 vs. ORL W 4-1

Shots Faced
 10 07/22/2018 at MIN L 1-5

Goals Allowed
 5 04/07/2018 at ATL L 0-5
 5 07/22/2018 at MIN L 1-5

TEAM LOW GAMES (2018)

Shots
 5 03/04/2018 at SEA W 1-0

Shots on Goal
 1 03/04/2018 at SEA W 1-0
 1 04/07/2018 at ATL L 0-5

Fouls Committed
 3 07/22/2018 at MIN L 1-5

Fouls Suffered
 6 07/22/2018 at MIN L 1-5

Corner Kicks
 1 03/04/2018 at SEA W 1-0
 1 03/31/2018 at LA L 3-4

Offside
 0 10 times

Saves
 0 04/21/2018 at MTL W 5-3
 0 06/30/2018 vs. PHI W 4-1

Shots Faced
 1 06/23/2018 vs. CLB W 2-0
 1 09/22/2018 vs. SJ W 2-0
 1 10/06/2018 at COL W 3-0



2018 LOS ANGELES FC STATISTICS (16-9-9, 57 pts.)

UNF	POS	PLAYER	GP	GS	MIN	G	A	SHT	SOG	FC	FS	OFF	CK	C	E
10	M	Carlos Vela	28	26	2378	14	13	97	44	15	73	9	95	1	0
9	F	Diego Rossi	32	30	2604	12	9	89	40	31	62	3	15	0	0
99	F	Adama Diomande	18	14	1253	12	4	39	22	17	10	10	0	1	0
12	F	Christian Ramirez (TOT)	27	20	1645	9	2	43	17	6	25	13	0	0	0
12	F	Christian Ramirez (LFC)	7	3	261	2	0	8	4	0	2	3	0	0	0
7	M	Latif Blessing	30	18	1804	5	6	49	20	25	53	13	2	0	0
25	D	Walker Zimmerman	26	26	2321	4	1	24	8	21	7	0	0	4	0
33	M	Benny Feilhaber	34	32	2804	3	6	38	11	45	76	0	23	5	0
24	F	Lee Nguyen (TOT)	25	20	1833	3	5	21	6	18	39	1	41	4	1
24	F	Lee Nguyen (LFC)	25	20	1833	3	5	21	6	18	39	1	41	4	1
23	D	Laurent Ciman	22	22	1980	3	0	24	10	18	10	1	0	1	0
14	M	Mark-Anthony Kaye	20	20	1582	2	5	30	10	26	14	2	0	3	0
3	D	Steven Beitashour	30	30	2644	2	4	9	3	23	21	0	0	3	0
21	F	Marco Urena	18	11	1015	1	5	28	12	11	9	6	0	0	0
20	M	Eduard Atuesta	25	16	1501	1	2	19	4	30	17	0	5	5	0
44	D	Joao Moutinho	14	10	872	1	0	7	1	11	6	0	0	2	1
11	M	Aaron Kovar	11	7	523	0	3	16	5	8	8	2	15	0	0
2	D	Jordan Harvey	29	23	2140	0	1	7	0	26	16	2	0	2	1
27	D	Tristan Blackmon	10	5	492	0	0	1	1	10	4	0	0	1	0
28	F	Shaft Brewer Jr.	3	0	29	0	0	1	0	2	1	0	0	0	0
6	D	Danilo Silva	10	9	722	0	0	3	1	10	6	0	0	2	0
4	D	Omar Gaber	7	2	254	0	0	2	0	3	2	0	0	1	0
8	M	Andre Horta	11	3	319	0	0	11	2	2	5	0	6	0	0
5	D	Dejan Jakovic	15	13	1147	0	0	3	0	8	2	0	0	2	1
22	G	Luis Lopez	1	1	90	0	0	0	0	0	0	0	0	0	0
16	M	Calum Mallace	5	0	29	0	0	1	0	0	0	0	1	0	0
1	G	Tyler Miller	33	33	2970	0	0	0	0	1	5	0	0	3	0
50	F	Rodrigo Pacheco	1	0	17	0	0	0	0	0	0	0	0	0	0
18	F	Josh Perez	2	0	22	0	0	0	0	0	1	0	0	0	0
	M	Nico Czornomaz	0	0	0	0	0	0	0	0	0	0	0	0	0
13	G	Charlie Lyon	0	0	0	0	0	0	0	0	0	0	0	0	0
19	M	James Murphy	0	0	0	0	0	0	0	0	0	0	0	0	0
18	G	Quillan Roberts	0	0	0	0	0	0	0	0	0	0	0	0	0
	F	Steeve Saint-Duc	0	0	0	0	0	0	0	0	0	0	0	0	0
		Own-goals received				3									
		Team totals	34	34	3060	68	64	527	204	361	468	52	203	40	4
		Opponent totals	34	34	3060	52	49	429	174	468	361	79	159	85	4

GAME-WINNING GOALS: Walker Zimmerman 3, Carlos Vela 2, Lee Nguyen 2, Laurent Ciman 2
 Latif Blessing 2, Diego Rossi 1, Christian Ramirez 1, Joao Moutinho 1
 Adama Diomande 1, Eduard Atuesta 1
 GAME-WINNING ASSISTS: Carlos Vela 6, Mark-Anthony Kaye 3, Diego Rossi 2, Marco Urena 1, Lee Nguyen 1
 Aaron Kovar 1, Benny Feilhaber 1, Latif Blessing 1, Steven Beitashour 1
 PENALTY KICK GOALS/ATTEMPTS: Carlos Vela 4-4, Marco Urena 0-1

LOS ANGELES FC INDIVIDUAL GOALKEEPING

UNF	POS	GOALKEEPER	GP	GS	MIN	SHTS	SV	GA	GAA	PG	PA	W	L	T	SO
1	G	Tyler Miller	33	33	2970	169	114	50	1.52	5	7	16	8	9	10
22	G	Luis Lopez	1	1	90	5	3	2	2.00	1	1	0	1	0	0
		Team totals	34	34	3060	174	117	52	1.53	6	8	16	9	9	10
		Opponent totals	34	34	3060	204	135	68	2.00	4	5	9	16	9	3

* = Played with other teams in 2018. Only Los Angeles FC statistics listed here.



LOS ANGELES FC 2018 SCHEDULE

DAY	DATE	OPPONENT	RESULT	ATT.	W-L-T	POS.	PTS	NOTES:
Sun.	Mar. 4	at Seattle	W 1-0	40,070	1-0-0	T1	3	LFC: Rossi (11)
Sat.	Mar. 10	at Real Salt Lake	W 5-1	20,706	2-0-0	T1	6	LFC: Rossi (30,81) Blessing (33) Feilhaber (47) Vela (86); RSL: Plata (20)
Sat.	Mar. 31	at LA Galaxy	L 3-4	27,068	2-1-0	T4	6	LFC: Vela (5,26) own goal (48); LA: Lletget (61) Pontius (73) Ibrahimovic (77,91+)
Sat.	Apr. 7	at Atlanta	L 0-5	45,207	2-2-0	T5	6	ATL: Gressel (17) Martinez (67) Almiron (88,92+) Williams (97+)
Fri.	Apr. 13	at Vancouver	W 2-0	22,120	3-2-0	3	9	LFC: Vela (59) Rossi (70)
Sat.	Apr. 21	at Montreal	W 5-3	20,302	4-2-0	T2	12	LFC: Ciman (24) Feilhaber (52) own goal (57) Vela (83) Blessing (89); MTL: Piatti (9,16,43)
Sun.	Apr. 29	Seattle	W 1-0	22,000	5-2-0	2	15	LFC: Ciman (93+)
Sat.	May 5	FC Dallas	T 1-1	22,000	5-2-1	2	16	LFC: Beitashour (9); DAL: Urruti (55)
Wed.	May 9	Minnesota	W 2-0	22,000	6-2-1	2	19	LFC: Atuesta (31) Kaye (37)
Sun.	May 13	New York City FC	T 2-2	22,000	6-2-2	2	20	LFC: own goal (23) Vela (66); NYC: Villa (13) Tajouri-Shradi (75)
Sat.	May 19	at Portland	L 1-2	21,144	6-3-2	2	20	LFC: Vela (74); POR: Paredes (52) Armenteros (81)
Sat.	May 26	D.C. United	T 1-1	22,000	6-3-3	2	21	LFC: Rossi (39); DC: Mattocks (84)
Sat.	June 2	at FC Dallas	L 1-2	14,022	6-4-3	T4	21	LFC: Diomande (61); DAL: Ziegler (25) Lamah (51)
Sat.	June 9	at San Jose	W 4-3	17,650	7-4-3	3	24	LFC: Diomande (15,90) Beitashour (19) Moutinho (97+); SJ: Qazaishvili (11) Wondolowski (52,63)
Sat.	June 23	Columbus	W 2-0	22,000	8-4-3	3	27	LFC: Ciman (4) Diomande (8)
Sat.	June 30	Philadelphia	W 4-1	22,000	9-4-3	3	30	LFC: Diomande (25,43,55) Blessing (96+); PHI: Picault (45)
Tue.	July 3	at Houston	T 2-2	16,037	9-4-4	3	31	LFC: Blessing (5) Kaye (72); HOU: Manotas (94+) Senderos (96+)
Sat.	July 7	Orlando City SC	W 4-1	22,000	10-4-4	2	34	LFC: Diomande (28,82) Blessing (32) Rossi (84); ORL: Kljestan (59)
Sun.	July 15	Portland	T 0-0	22,000	10-4-5	2	35	
Sun.	July 22	at Minnesota	L 1-5	22,739	10-5-5	2	35	LFC: Feilhaber (26); MIN: Schuller (25) Ramirez (45,58) Quintero (46+) M. Ibarra (56)
Thu.	July 26	LA Galaxy	T 2-2	22,716	10-5-6	2	36	LFC: Vela (7) Nguyen (20); LA: Alessandrini (82) Kamara (86)
Sun.	Aug. 5	at New York Red B	L 1-2	20,402	10-6-6	T3	36	LFC: Rossi (53); NYR: Royer (39,80)
Sat.	Aug. 11	Sporting KC	L 0-2	22,000	10-7-6	T4	36	KC: Fernandes (17) Sanchez (66)
Wed.	Aug. 15	Real Salt Lake	W 2-0	22,000	11-7-6	T2	39	LFC: Ramirez (13,30)
Sun.	Aug. 19	Colorado	W 2-0	22,000	12-7-6	T2	42	LFC: Nguyen (49) Rossi (80)
Fri.	Aug. 24	at LA Galaxy	T 1-1	27,068	12-7-7	2	43	LFC: Vela (51); LA: Ibrahimovic (15)
Sat.	Sept. 1	at Toronto FC	W 4-2	28,247	13-7-7	2	46	LFC: Vela (22,94+) Rossi (47) Nguyen (49); TOR: Altidore (74,93+)
Sat.	Sept. 15	New England	T 1-1	22,000	13-7-8	3	47	LFC: Urena (52); NE: Bye (82)
Sat.	Sept. 22	San Jose	W 2-0	22,000	14-7-8	T2	50	LFC: Zimmerman (41,68)
Sat.	Sept. 29	at Chicago	L 1-3	18,471	14-8-8	3	50	LFC: Rossi (73); CHI: Mihailovic (20) Nikolic (29) Katai (66)
Sat.	Oct. 6	at Colorado	W 3-0	15,369	15-8-8	T2	53	LFC: Zimmerman (15) Diomande (42,48)
Fri.	Oct. 12	Houston	W 4-2	22,000	16-8-8	2	56	LFC: Vela (44,78) Diomande (53) Zimmerman (58); HOU: Manotas (33) Wenger (80)
Sun.	Oct. 21	Vancouver	T 2-2	22,000	16-8-9	T2	57	LFC: Rossi (5,15); VAN: Reyna (22) Mutch (65)
Sun.	Oct. 28	at Sporting KC	L 1-2	20,702	16-9-9	T3	57	LFC: Vela (63); KC: Espinoza (37) Salloi (72)



LOS ANGELES FC

LOS ANGELES FOOTBALL CLUB – GAME-BY-GAME

#	Player	1	2	3	4	5	6	7	8	9	10	11	12	13	14	15	16	17	18	19	20	21	22	23	24	25	26	27	28	29	30	31	32	33	34	
1	Tyler Miller	SEA	RSL	LA	ATL	VAN	MTL	SEA	DAL	MIN	NYC	POR	DC	DAL	SJ	CLB	PHI	HOU	ORL	POR	MIN	LA	NYR	KC	RSL	COL	LA	TOR	NE	SJ	CHI	COL	HOU	VAN	KC	
2	Jordan Harvey	1-0	5-1	3-4	0-5	2-0	5-3	1-0	1-1	2-0	2-2	1-2	1-1	1-2	4-3	2-0	4-1	2-2	4-1	0-0	1-5	2-2	1-2	0-2	2-0	2-0	1-1	4-2	1-1	2-0	1-3	3-0	4-2	2-2	1-2	
3	Steven Beitashour	90G	90G	90G	90G	90G	90G	90G	90G	90G	90G	90G	90G	90G	90G	90G	90G	90G	90G	90G	90G	90G	90G	90G	90G	90G	90G	90G	90G	90G	90G	90G	90G	90G	90G	90G
4	Omar Gabet	1	7		86M	68M	90D	90D	65D	11	90M	90D	34	90D	90D	23	45	90D	90D	90D	90D	90D	90D	90D	90D	90D	90D	86D	90D	90D	90D	90D	90D	90D	90D	
5	Dejan Jakovic	90D	90D	90D	90D	45D			64D	44D																										
6	Daniilo Silva	90M	84M	68M	90M	15	45	31	68M	90M	90M	90F	45F	90F	32	90F	90F	65M	90F	26	90F	81F	90M	32	12	11	26	21	90M							
7	Latif Blessing	89M	89M	90M	73M	75F	90F	88M	90F	90F	90F	90F	82F	90F	90F	90F	26	64F	90M	9	90M	58M	88F	90F	90F	90F	90F	90F	90F	64M	90F	90F	89M	90F	90F	
8	Andre Horta	90M	90M	90M	90M	90F	90F	90M	90M	90M	90M	90M	90F	90F	90F	10	36	89M	64M	45F																
9	Diego Rossi	1																																		
10	Carlos Vela																																			
11	Aaron Kovar																																			
12	Christian Ramirez																																			
13	Charlie Lyon																																			
14	Mark-Anthony Kaye																																			
15	Calum Mallace																																			
16	Quillan Roberts																																			
17	Josh Perez																																			
18	James Murphy																																			
19	Eduard Atuesta																																			
20	Marco Urena																																			
21	Luis Lopez																																			
22	Laurent Ciman																																			
23	Lee Nguyen																																			
24	Walker Zimmerman																																			
25	Tristan Blackmon																																			
26	Shaft Brewer Jr.																																			
27	Benny Feilhaber																																			
28	Joao Moutinho																																			
29	Rodrigo Pacheco																																			
30	Adama Diomande																																			

Played for other teams:
Christian Ramirez played 1384 minutes for MIN

"00" = 100 minutes played
F/M/D/G = starting position



LOS ANGELES FC

LOS ANGELES FOOTBALL CLUB – GAME-BY-GAME LOG

Game #1	03/04/2018	LFC 1 at SEA 0	W	Rossi 1 (Vela 1, Kaye 1) 11
Game #2	03/10/2018	LFC 5 at RSL 1	W	Rossi 2 (Urena 1, Feilhaber 1) 30; Blessing 1 (Beitashour 1, Rossi 1) 33; Feilhaber 1 (Beitashour 2, Rossi 2) 47; Rossi 3 (Vela 2) 81; Vela 1 (Rossi 3) 86
Game #3	03/31/2018	LFC 3 at LA 4	L	Vela 2 (Beitashour 3) 5; Vela 3 (Rossi 4, Urena 2) 26; own goal (Steres) 48
Game #4	04/07/2018	LFC 0 at ATL 5	L	Vela 4 (Urena 3) 59; Rossi 4 (Urena 4) 70
Game #5	04/13/2018	LFC 2 at VAN 0	W	Ciman 1 (unassisted) 24; Feilhaber 2 (Urena 5, Vela 3) 52; own goal (Raitala) 57; Vela 5 (penalty kick) 83; Blessing 2 (unassisted) 89
Game #6	04/21/2018	LFC 5 at MTL 3	W	Blessing 2 (unassisted) 93+
Game #7	04/29/2018	LFC 1 vs SEA 0	W	Ciman 2 (unassisted) 97+
Game #8	05/05/2018	LFC 1 vs DAL 1	T	Beitashour 1 (Rossi 5, Vela 4) 9
Game #9	05/09/2018	LFC 2 vs MIN 0	W	Atuesta 1 (Rossi 6, Vela 5) 31; Kaye 1 (Blessing 1) 37
Game #10	05/13/2018	LFC 2 vs NYC 2	T	own goal (Ibeagha) 23; Vela 6 (Kaye 2) 66
Game #11	05/19/2018	LFC 1 at POR 2	L	Vela 7 (Atuesta 1) 74
Game #12	05/26/2018	LFC 1 vs DC 1	T	Rossi 5 (unassisted) 39
Game #13	06/02/2018	LFC 1 at DAL 2	L	Diomande 2 (unassisted) 61
Game #14	06/09/2018	LFC 4 at SJ 3	W	Diomande 2 (unassisted) 15; Beitashour 2 (unassisted) 19; Diomande 3 (Zimmerman 1, Beitashour 4) 90; Moutinho 1 (Blessing 2, Nguyen 1) 97+
Game #15	06/23/2018	LFC 2 vs CLB 0	W	Ciman 3 (unassisted) 4; Diomande 4 (Nguyen 2, Feilhaber 3) 8
Game #16	06/30/2018	LFC 4 vs PHI 1	W	Diomande 5 (Blessing 3) 25; Diomande 6 (Kaye 3, Feilhaber 4) 43; Diomande 7 (Blessing 4, Kovar 1) 55; Blessing 3 (unassisted) 96+
Game #17	07/03/2018	LFC 2 at HOU 2	T	Blessing 4 (Diomande 1, Nguyen 3) 5; Kaye 2 (Diomande 2) 72
Game #18	07/07/2018	LFC 4 vs ORL 1	W	Diomande 8 (Kaye 4) 28; Blessing 5 (Kovar 2, Kaye 5) 32; Diomande 9 (unassisted) 82; Rossi 6 (Blessing 5) 84
Game #19	07/15/2018	LFC 0 vs POR 0	T	Feilhaber 3 (Blessing 6) 26
Game #20	07/22/2018	LFC 1 at MIN 5	L	Vela 8 (Diomande 3) 7; Nguyen 1 (unassisted) 20
Game #21	07/26/2018	LFC 2 vs LA 2	T	Rossi 7 (Vela 6) 53
Game #22	08/05/2018	LFC 1 at NYR 2	L	Ramirez 8 (Vela 7) 13; Ramirez 9 (Atuesta 2, Harvey 1) 30
Game #23	08/11/2018	LFC 0 vs KC 2	L	Nguyen 2 (unassisted) 49; Rossi 8 (Diomande 4) 80
Game #24	08/15/2018	LFC 2 vs RSL 0	W	Vela 9 (penalty kick) 51
Game #25	08/19/2018	LFC 2 vs COL 0	W	Vela 10 (Rossi 7) 23; Rossi 9 (unassisted) 47; Nguyen 3 (Vela 8) 49; Vela 11 (Feilhaber 5) 94+
Game #26	08/24/2018	LFC 1 at LA 1	T	Urena 1 (Rossi 8) 52
Game #27	09/01/2018	LFC 4 at TOR 2	W	Zimmerman 1 (Vela 9) 41; Zimmerman 2 (Vela 10) 68
Game #28	09/15/2018	LFC 1 vs NE 1	T	Rossi 10 (Nguyen 4) 73
Game #29	09/22/2018	LFC 2 vs SJ 0	W	Zimmerman 3 (unassisted) 15; Diomande 10 (Nguyen 5) 42; Diomande 11 (Kovar 3, Feilhaber 6) 48
Game #30	09/29/2018	LFC 1 at CHI 3	L	Vela 12 (penalty kick) 44; Diomande 12 (Vela 11, Rossi 9) 53; Zimmerman 4 (Vela 12) 58; Vela 13 (unassisted) 78
Game #31	10/06/2018	LFC 3 at COL 0	W	Rossi 11 (Vela 13) 5; Rossi 12 (unassisted) 15
Game #32	10/12/2018	LFC 4 vs HOU 2	W	Vela 14 (penalty kick) 63
Game #33	10/21/2018	LFC 2 vs VAN 2	T	
Game #34	10/28/2018	LFC 1 at KC 2	L	



LOS ANGELES FC

LOS ANGELES FOOTBALL CLUB – CUP COMPETITIONS – GAME-BY-GAME

#	Player	U.S. OPEN CUP			
		4R FRES	5R SACR	QF POR	SF HOU
1	Tyler Miller	2-0	3-2	3-2	3-3
2	Jordan Harvey	90G	90G	90G	90G
3	Steven Beitashour	90D	90D	90D	90D
4	Omar Gaber				
5	Dejan Jakovic	90D		1	32
7	Latif Blessing	90F	90F	90M	90M
8	Andre Horta				37
9	Diego Rossi	45	90M	89F	90M
10	Carlos Vela			90F	90M
11	Aaron Kovar	63M	70M		20
13	Charlie Lyon				
14	Mark-Anthony Kaye	13		90M	
16	Calum Mallace	90M	20		
19	James Murphy				
20	Eduard Atuesta	77M	90M		90F
21	Marco Urena			68F	
22	Luis Lopez				
23	Laurent Ciman			90D	90D
24	Lee Nguyen	90F	90M	63M	70M
25	Walker Zimmerman	90D	90D	90D	58D
27	Tristan Blackmon	90D	90D		
28	Shaft Brewer Jr.	27			
33	Benny Feilhaber		90M	27	53M
44	Joao Moutinho		90D		
50	Rodrigo Pacheco				
99	Adama Diomande	45F		22	

U.S. OPEN CUP		U.S. OPEN CUP		U.S. OPEN CUP	
4R	5R	QF	SF	4R	5R
06/06/2018	06/20/2018	07/18/2018	08/08/2018	LFC 2 vs LFC 3	LFC 3 vs LFC 3
W	W	W	T	(6-7 pens)	(6-7 pens)
06/06/2018	06/20/2018	07/18/2018	08/08/2018	LFC 2 vs LFC 3	LFC 3 vs LFC 3
W	W	W	T	(6-7 pens)	(6-7 pens)
06/06/2018	06/20/2018	07/18/2018	08/08/2018	LFC 2 vs LFC 3	LFC 3 vs LFC 3
W	W	W	T	(6-7 pens)	(6-7 pens)

Rossi (Jakovic) 53; Blessing (unassisted) 56
 Feilhaber (Atuesta) 58; Rossi (Nguyen) 67; Blessing (Rossi) 89
 own goal 33; Vela (Zimmerman) 38; Urena (Harvey) 51
 Rossi (Nguyen) 6; Rossi (Blessing) 78; Rossi (unassisted) 95+



NEW YORK CITY FC

2018 RECORD

	GP	W-L-T	PTS	GF	GA
NYCFC	34	16-10-8	56	59	45

RECORD at YANKEE STADIUM

	GP	W-L-T	PTS	GF	GA
	17	12-1-4	40	36	10

RECORD on road

	GP	W-L-T	PTS	GF	GA
	17	4-9-4	16	23	35

RECORD at the half

	W	L	T
LEADING	9	1	0
TIED	5	4	6
TRAILING	2	5	2

RECORD with the first goal

	W	L	T
SCORING	14	2	2
CONCEDING	2	8	6

TEAM COMPARISONS

	FOR	AGAINST
GOALS SCORED	1.73 (7th)	1.32 (6th)
TOTAL SHOTS	15.68 (2nd)	12.35 (6th)
SHOTS ON GOAL	5.18 (10th)	4.41 (6th)
SHOOTING ACCURACY	33.0% (19th)	35.7% (11th)
SCORING %AGE	11.1% (17th)	10.7% (7th)
FOULS	11.18 (16th)	13.50 (21st)
CORNER KICKS	5.68 (5th)	5.41 (15th)
OFFSIDE	2.18 (10th)	2.65 (19th)

GOALS SCORED IN GAME

GP	0	1	2	3	4+	TOT	AVG
34	4	10	13	5	2	59	1.74

GOALS ALLOWED IN GAME

GP	0	1	2	3	4+	TOT	AVG
34	10	10	8	5	1	45	1.32

GOALS BY INTERVALS

TOT	0-15	16-30	31-45+	46-60	61-75	76-90+
FOR	59	7	4	13	13	11
AGAINST	45	8	9	6	9	5

WHERE THE GOALS COME FROM

	FOR	AGAINST
GOALS SCORED	59	45
MINUTES PER GOAL	52	68

HOW SCORED

RIGHT FOOT	21	21
LEFT FOOT	32	12
HEADERS	6	12
OTHER	0	0

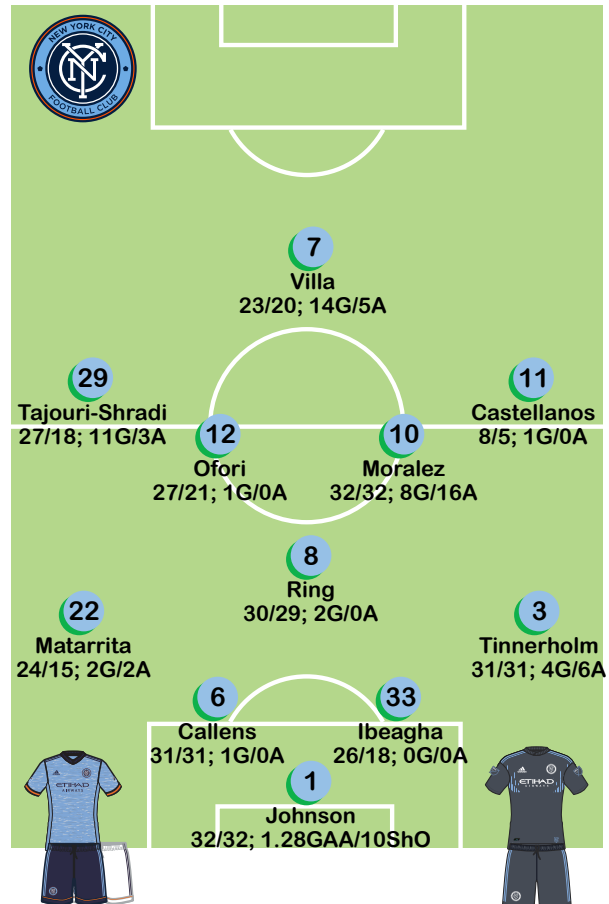
TYPE OF PLAY

OPEN PLAY	40	25
CROSS	2	7
CORNER	3	5
REBOUND	6	3
PENALTIES	3	1
DIRECT FROM FREE KICK	2	0
FREE KICK (INDIRECT)	1	3
OWN GOALS	2	1

DISTANCE

INSIDE GOAL AREA	7	14
INSIDE PENALTY AREA	43	25
OUTSIDE PENALTY AREA	9	6

PRIMARY TEAM





NEW YORK CITY FC

No.	Player	Pos	Ht	Wt	Birthdate	Birthplace	2018				CAREER			
							GP	GS	G	A	GP	GS	G	A
1	Sean Johnson	GK	6-3	217	05/31/1989	Atlanta, GA	32	32	0	0	240	240	0	1
MLS Season: 9. Last club: Atlanta United. 2010 SuperDraft: Round 4, Pick 51 (Central Florida). International: USA 5/0														
2	Ben Sweat	DF	6-2	175	09/04/1991	Palm Harbor, FL	28	24	0	1	54	49	1	7
MLS Season: 3. Last club: Tampa Bay Rowdies (NASL). 2014 SuperDraft: Round 1, Pick 14 (South Florida). International: USA 2/0														
3	Anton Tinnerholm	DF	5-9	150	02/26/1991	Linköping, Sweden	31	31	4	6	31	31	4	6
MLS Season: 1. Last club: Malmö FF (Sweden). International: Sweden 9/0														
4	Maxime Chanot	DF	6-1	172	11/21/1989	Nancy, France	18	18	1	0	43	42	3	0
MLS Season: 3. Last club: KV Kortrijk (Belgium). International: Luxembourg 26/3														
5	Cedric Hountondji	DF	6-5	187	01/19/1994	Toulouse, France	1	0	0	0	1	0	0	0
MLS Season: 1. Last club: Gazelec Ajaccio (France). International: Benin 6/0														
6	Alexander Callens	DF	6-1	180	05/04/1992	Callao, Peru	31	31	1	0	65	65	3	0
MLS Season: 2. Last club: Numancia (Spain). International: Peru 10/1														
7	David Villa	FW	5-9	152	12/03/1981	Langreo, Spain	23	20	14	5	117	109	77	26
Designated Player. MLS Season: 4. Last club: Atletico Madrid (Spain). International: Spain 98/59														
8	Alexander Ring	MF	5-9	159	04/09/1991	Helsinki, Finland	30	29	2	0	59	58	2	4
MLS Season: 2. Last club: 1. FC Kaiserslautern (Germany). International: Finland 44/2														
9	Jo Inge Berget	FW	6-1	172	09/11/1990	Hadeland, Norway	23	19	4	3	23	19	4	3
MLS Season: 1. Last club: Malmö FF (Sweden). International: Norway 20/2														
10	Maximiliano Moralez	MF	5-3	115	02/27/1987	Granadero Baigorria, Argentina	32	32	8	16	61	60	13	25
Designated Player. MLS Season: 2. Last club: Leon (Mexico). International: Argentina 1/0														
11	Valentin Castellanos	MF	5-10	154	10/03/1998	Mendoza, Argentina	8	5	1	0	8	5	1	0
MLS Season: 1. Last club: CA Torque (Uruguay)														
12	Ebenezer Ofori	MF	5-8	154	07/01/1995	Kumasi, Ghana	27	21	1	0	27	21	1	0
MLS Season: 1. Last club: VfB Stuttgart (Germany). International: Ghana 9/1														
13	Saad Abdul-Salaam	DF	6-4	185	09/08/1991	Charlotte, NC	4	3	0	2	68	49	1	10
MLS Season: 4. Last club: Sporting Kansas City. College: Univ. of Akron														
14	Kwame Awuah	MF	5-7	160	12/02/1995	Toronto, ON, Canada	6	1	0	0	10	1	0	0
MLS Season: 2. 2017 SuperDraft: Round 1, Pick 16 (Univ. of Connecticut)														
15	Thomas McNamara	MF	5-9	170	02/06/1991	West Nyack, NY	10	4	0	0	92	72	14	14
MLS Season: 5. Last club: Chivas USA. 2014 SuperDraft: Round 2, Pick 20 (Brown)														
16	James Sands	MF	5-11	162	07/06/2000	Rye, NY	3	3	0	0	4	3	0	0
Homegrown Player. MLS Season: 2.														
17	Jonathan Lewis	FW	5-7	150	06/04/1997	Plantation, FL	14	0	1	3	25	4	3	4
MLS Season: 2. 2017 SuperDraft: Round 1, Pick 3 (Akron). Generation adidas														
18	Jeff Caldwell	GK	6-3	187	02/20/1996	Todd, NC	0	0	0	0	0	0	0	0
MLS Season: 1. 2018 SuperDraft: Round 1, Pick 19 (Univ. of Virginia)														
19	Jesús Medina	MF	5-10	154	04/30/1997	Asunción, Paraguay	28	21	6	7	28	21	6	7
Designated Player. MLS Season: 1. Last club: Club Libertad (Paraguay). International: Paraguay 1/0														
20	Eloi Amagat	MF	6-0	159	05/21/1985	Girona, Catalonia, Spain	8	5	0	0	8	5	0	0
MLS Season: 1. Last club: Girona CF (Spain)														
21	Daniel Bedoya	MF	5-6	130	02/13/1994	Medellín, Colombia	0	0	0	0	0	0	0	0
MLS Season: 1. Last club: Long Island Rough Riders (PDL)														
22	Ronald Matarrita	DF	5-9	154	07/09/1994	Alajuela, Costa Rica	24	15	2	2	61	46	3	10
MLS Season: 3. Last club: LD Alajuelense (Costa Rica). International: Costa Rica 23/2														
23	Rodney Wallace	MF	5-11	165	06/17/1988	San Jose, Costa Rica	18	9	1	1	203	160	24	29
MLS Season: 9. Last club: Sport Recife (Brazil). 2009 SuperDraft: Round 1, Pick 6 (Maryland). International: Costa Rica 31/4														
24	Andre Rawls	GK	6-2	182	12/20/1991	San Ramon, CA	0	0	0	0	0	0	0	0
MLS Season: 3. 2015 SuperDraft: Round 3, Pick 44 (St. Mary's College)														
25	Joe Scally	DF	5-10	148	12/31/2002	Lake Grove, NY	0	0	0	0	0	0	0	0
Homegrown Player. MLS Season: 1.														
29	Ismael Tajouri-Shradi	MF	5-6	141	03/28/1994	Bern, Switzerland	27	18	11	3	27	18	11	3
MLS Season: 9. Last club: Austria Wien (Austria). International: Libya 3/0														
30	Yangel Herrera	MF	6-0	170	01/07/1998	La Guaira, Venezuela	15	13	0	4	33	27	1	6
MLS Season: 2. Last club: Atletico Venezuela (Venezuela). International: Venezuela 6/1														
33	Sebastien Ibeagha	DF	6-2	187	01/21/1992	Warri, Nigeria	26	18	0	0	26	18	0	0
MLS Season: 2. Last club: San Antonio FC (USL)														
41	Brad Stuver	GK	6-3	181	04/16/1991	Cleveland, OH	2	2	0	0	4	4	0	0
MLS Season: 5. Last club: Columbus Crew SC														

HEAD COACH : Domènec Torrent

07/14/1962

W8 L7 T4



NEW YORK CITY FC

NEW YORK CITY FC PLAYOFF HISTORY

vs. Team	No. of Series	Series W-L	GP	W-L-T	OT	ShO	GF	GA	Last Mtg.	Round	Series Result
Columbus	1	0-1	2	1-1-0	0-0-0	0-0	3	4	2017	Quarterfinals	Lost Series Tie-Breaker
Toronto FC	1	0-1	2	0-2-0	0-0-0	0-0	0	7	2016	Quarterfinals	Lost 2 games to 0
TOTALS	2	0-2	4	1-3-0	0-0-0	0-0	3	11			

NEW YORK CITY FC – ALL-TIME POSTSEASON RESULTS

DATE	OPPONENT	RESULT	ATT.	W-L-T	RD.	GOALS:
10/30/2016	at Toronto FC	L 0-2	28,220	0-1-0	QTR TOR:	Altidore (84) Ricketts (92+)
11/06/2016	Toronto FC	L 0-5	28,220	0-2-0	QTR TOR:	Giovinco (6,20,91+) Altidore (30) Osorio (50)
10/31/2017	at Columbus	L 1-4	14,416	0-1-0	QTR NYC:	Villa (78); CLB: Kamara (6) Artur (58) Meram (69) Afful (93+)
11/05/2017	Columbus	W 2-0	23,246	1-1-0	QTR NYC:	Villa (16) Struna (53)



NEW YORK CITY FC

ALL-TIME NEW YORK CITY FC POSTSEASON STATISTICS (1-3-0, 3 PTS.)

PLAYER	GP	GS	MIN	G	A
David Villa	4	4	348	2	0
Andraz Struna	2	1	98	1	0
Rodney Wallace	2	2	145	0	1
RJ Allen	2	2	135	0	0
Federico Bravo	2	1	106	0	0
Frederic Brilliant	4	4	360	0	0
Alexander Callens	1	1	52	0	0
Maxime Chanot	2	2	180	0	0
Jack Harrison	4	4	349	0	0
Yangel Herrera	2	2	180	0	0
Andoni Iraola	2	2	180	0	0
Eirik Johansen	2	2	180	0	0
Sean Johnson	2	2	180	0	0
Frank Lampard	2	1	119	0	0
Jonathan Lewis	1	0	1	0	0
Mikey Lopez	1	1	61	0	0
Ronald Matarrita	4	3	303	0	0
Thomas McNamara	1	1	56	0	0
Steven Mendoza	1	1	86	0	0
Maximiliano Morales	2	2	180	0	0
Sean Okoli	2	0	19	0	0
Andrea Pirlo	2	1	75	0	0
Alexander Ring	2	2	180	0	0
Khiry Shelton	2	0	57	0	0
Ben Sweat	2	2	180	0	0
Tony Taylor	2	0	38	0	0
Ethan White	1	1	74	0	0
Team totals	4	4	360	3	1
Opponent totals	4	4	360	11	9

NEW YORK CITY FC INDIVIDUAL GOALKEEPING

GOALKEEPER	GP	GS	SV	GA	GAA	SO
Sean Johnson	2	2	4	4	2.00	1
Eirik Johansen	2	2	9	7	3.50	0
Team totals	4	4	13	11	2.75	1
Opponent totals	4	4	12	3	0.75	2



CAREER POSTSEASON STATISTICS FOR CURRENT NEW YORK CITY FC PLAYERS

UNF	POS	PLAYER	GP	GS	MIN	G	A	SHT	SOG	PKG	PKA	SKG	SKA	FC	FS	OFF	CK	C	E
13	D	Saad Abdul-Salaam	3	2	216	0	0	0	0	0	0	0	1	5	2	0	0	1	0
6		Alexander Callens	1	1	52	0	0	0	0	0	0	0	0	1	0	0	0	0	1
4	D	Maxime Chanut	2	2	180	0	0	2	0	0	0	0	0	5	0	0	0	1	0
30	M	Yangel Herrera	2	2	180	0	0	5	2	0	0	0	0	3	1	0	0	0	0
17	F	Jonathan Lewis	1	0	1	0	0	0	0	0	0	0	0	0	0	0	0	0	0
22	D	Ronald Matarrita	4	3	303	0	0	3	0	0	0	0	0	4	2	0	0	1	0
15	M	Thomas McNamara	1	1	56	0	0	1	0	0	0	0	0	1	1	0	0	0	0
10	M	Maximiliano Moralez	2	2	180	0	0	2	0	0	0	0	0	3	2	1	8	0	0
8	M	Alexander Ring	2	2	180	0	0	2	0	0	0	0	0	3	0	0	0	0	0
2	D	Ben Sweat	2	2	180	0	0	1	0	0	0	0	0	1	1	0	0	0	0
7	F	David Villa	4	4	348	2	0	19	7	1	1	0	0	3	5	4	2	0	0
23	D-M	Rodney Wallace	11	11	891	2	4	21	7	0	0	0	0	27	7	3	0	4	0
UNF	POS	GOALKEEPER	GP	GS	MIN	SHTS	SV	GA	GAA	PKG	PKA	SKG	SKA	W	L	T	SO		
1	GK	Sean Johnson	3	3	270	3	8	6	2.00	0	0	0	0	1	2	0	1		



NEW YORK CITY FC

NEW YORK CITY FC INDIVIDUAL HIGH GAMES (2018)

Goals				
2	6 times			
Assists				
2	Jesus Medina	04/11/2018	vs. RSL	W 4-0
2	Maximiliano Morales	05/19/2018	vs. COL	W 4-0
2	Maximiliano Morales	07/11/2018	vs. MTL	W 3-0
2	Maximiliano Morales	09/26/2018	vs. CHI	W 2-0
Shots				
10	David Villa	09/08/2018	vs. DC	T 1-1
Shots on Goal				
5	David Villa	06/09/2018	vs. ATL	T 1-1
Fouls Committed				
6	Yangel Herrera	04/29/2018	vs. DAL	W 3-1
Fouls Suffered				
6	Maximiliano Morales	03/24/2018	at NE	T 2-2
Offside				
3	David Villa	06/09/2018	vs. ATL	T 1-1
3	Maximiliano Morales	07/08/2018	vs. NYR	W 1-0
Saves				
9	Sean Johnson	03/31/2018	at SJ	W 2-1
Shots Faced				
10	Sean Johnson	03/31/2018	at SJ	W 2-1
10	Sean Johnson	05/25/2018	at HOU	L 1-3
Goals Allowed				
4	Sean Johnson	05/05/2018	at NYR	L 0-4

TEAM HIGH GAMES (2018)

Goals				
4	04/11/2018	vs. RSL	W	4-0
4	05/19/2018	vs. COL	W	4-0
Assists				
5	05/19/2018	vs. COL	W	4-0
Shots				
31	09/08/2018	vs. DC	T	1-1
Shots on Goal				
10	06/09/2018	vs. ATL	T	1-1
Fouls Committed				
22	04/29/2018	vs. DAL	W	3-1
Fouls Suffered				
24	03/24/2018	at NE	T	2-2
Corner Kicks				
14	09/05/2018	vs. NE	L	0-1
Offside				
7	06/09/2018	vs. ATL	T	1-1
Saves				
9	03/31/2018	at SJ	W	2-1
Shots Faced				
10	03/31/2018	at SJ	W	2-1
10	05/25/2018	at HOU	L	1-3
Goals Allowed				
4	05/05/2018	at NYR	L	0-4

TEAM LOW GAMES (2018)

Shots				
6	09/22/2018	at MTL	T	1-1
Shots on Goal				
1	05/05/2018	at NYR	L	0-4
Fouls Committed				
5	06/30/2018	at CHI	L	2-3
5	09/26/2018	vs. CHI	W	2-0
Fouls Suffered				
5	08/04/2018	vs. VAN	T	2-2
Corner Kicks				
1	08/22/2018	vs. NYR	T	1-1
Offside				
0	6 times			
Saves				
0	07/11/2018	vs. MTL	W	3-0
0	09/08/2018	vs. DC	T	1-1
0	09/29/2018	at MIN	L	1-2
Shots Faced				
0	07/11/2018	vs. MTL	W	3-0

NEW YORK CITY FC INDIVIDUAL POSTSEASON HIGH GAMES (2016-17)

Goals				
1	David Villa	10/31/2017	at CLB	L 1-4
1	Andraz Struna	11/05/2017	vs. CLB	W 2-0
1	David Villa	11/05/2017	vs. CLB	W 2-0
Assists				
1	Rodney Wallace	11/05/2017	vs. CLB	W 2-0
Shots				
10	David Villa	10/31/2017	at CLB	L 1-4
Shots on Goal				
2	David Villa	10/30/2016	at TOR	L 0-2
2	David Villa	10/31/2017	at CLB	L 1-4
2	David Villa	11/05/2017	vs. CLB	W 2-0
Fouls Committed				
3	6 times			
Fouls Suffered				
2	6 times			
Offside				
2	David Villa	10/30/2016	at TOR	L 0-2
2	David Villa	11/06/2016	vs. TOR	L 0-5
Saves				
5	Eirik Johansen	11/06/2016	vs. TOR	L 0-5
Shots Faced				
10	Eirik Johansen	11/06/2016	vs. TOR	L 0-5
Goals Allowed				
5	Eirik Johansen	11/06/2016	vs. TOR	L 0-5

TEAM POSTSEASON HIGH GAMES (2016-17)

Goals				
2	11/05/2017	vs. CLB	W	2-0
Assists				
1	11/05/2017	vs. CLB	W	2-0
Shots				
19	10/31/2017	at CLB	L	1-4
Shots on Goal				
6	11/05/2017	vs. CLB	W	2-0
Fouls Committed				
19	10/30/2016	at TOR	L	0-2
Fouls Suffered				
12	10/30/2016	at TOR	L	0-2
12	11/06/2016	vs. TOR	L	0-5
Corner Kicks				
6	11/05/2017	vs. CLB	W	2-0
Offside				
2	10/30/2016	at TOR	L	0-2
2	11/06/2016	vs. TOR	L	0-5
Saves				
5	11/06/2016	vs. TOR	L	0-5
Shots Faced				
10	11/06/2016	vs. TOR	L	0-5
Goals Allowed				
5	11/06/2016	vs. TOR	L	0-5

TEAM POSTSEASON LOW GAMES (2016-17)

Shots				
9	10/30/2016	at TOR	L	0-2
Shots on Goal				
3	10/30/2016	at TOR	L	0-2
3	10/31/2017	at CLB	L	1-4
Fouls Committed				
7	10/31/2017	at CLB	L	1-4
Fouls Suffered				
4	10/31/2017	at CLB	L	1-4
Corner Kicks				
2	10/31/2017	at CLB	L	1-4
Offside				
0	10/31/2017	at CLB	L	1-4
Saves				
1	11/05/2017	vs. CLB	W	2-0
Shots Faced				
1	11/05/2017	vs. CLB	W	2-0



2018 NEW YORK CITY FC STATISTICS (16-10-8, 56 pts.)

UNF	POS	PLAYER	GP	GS	MIN	G	A	SHT	SOG	FC	FS	OFF	CK	C	E
7	F	David Villa	23	20	1754	14	5	100	42	19	26	16	9	3	0
29	M	Ismael Tajouri-Shradi	27	18	1547	11	3	35	16	10	20	4	35	2	0
10	M	Maximiliano Morales	32	32	2818	8	16	72	26	46	86	16	117	4	0
19	M	Jesus Medina	28	21	2005	6	7	46	13	13	23	5	9	1	0
3	D	Anton Tinnerholm	31	31	2697	4	6	37	12	33	26	0	1	5	0
9	F	Jo Inge Berget	23	19	1569	4	3	40	12	26	14	8	0	1	0
22	D	Ronald Matarrita	24	15	1367	2	2	24	12	26	3	4	22	4	1
8	M	Alexander Ring	30	29	2608	2	0	30	8	66	16	1	0	10	0
17	F	Jonathan Lewis	14	0	219	1	3	10	2	4	2	0	0	0	0
23	M	Rodney Wallace	18	9	818	1	1	20	4	16	7	8	0	2	0
6	D	Alexander Callens	31	31	2750	1	0	21	2	37	30	2	0	6	0
11	M	Valentin Castellanos	8	5	446	1	0	20	6	10	11	4	0	2	0
4	D	Maxime Chanot	18	18	1571	1	0	11	3	15	10	0	0	2	1
12	M	Ebenezer Ofori	27	21	1895	1	0	7	2	36	8	0	0	3	1
30	M	Yangel Herrera	15	13	1111	0	4	21	7	37	39	0	0	4	0
13	D	Saad Abdul-Salaam	4	3	273	0	2	1	0	5	3	0	0	1	0
2	D	Ben Sweat	28	24	2197	0	1	16	4	17	6	5	0	3	0
20	M	Eloi Amagat	8	5	430	0	0	5	1	8	9	0	0	0	1
14	M	Kwame Awuah	6	1	143	0	0	1	0	5	1	0	0	0	0
5	D	Cedric Hountondji	1	0	1	0	0	0	0	0	0	0	0	0	0
33	D	Sebastien Ibeagha	26	18	1717	0	0	10	3	14	14	1	0	1	0
1	G	Sean Johnson	32	32	2880	0	0	0	0	1	4	0	0	3	0
15	M	Thomas McNamara	10	4	370	0	0	3	0	7	2	0	0	4	0
16	M	James Sands	3	3	223	0	0	3	1	8	3	0	0	0	0
41	G	Brad Stuver	2	2	180	0	0	0	0	0	0	0	0	0	0
21	M	Daniel Bedoya	0	0	0	0	0	0	0	0	0	0	0	0	0
18	G	Jeff Caldwell	0	0	0	0	0	0	0	0	0	0	0	0	0
24	G	Andre Rawls	0	0	0	0	0	0	0	0	0	0	0	0	0
25	D	Joe Scally	0	0	0	0	0	0	0	0	0	0	0	0	0
		Own-goals received				2									
		Team totals	34	34	3060	59	53	533	176	459	380	74	193	61	4
		Opponent totals	34	34	3060	45	44	420	150	380	459	90	184	57	5

GAME-WINNING GOALS: Ismael Tajouri-Shradi 4, Maximiliano Morales 4, David Villa 3, Jesus Medina 2
Alexander Ring 1, Jo Inge Berget 1

GAME-WINNING ASSISTS: Maximiliano Morales 5, David Villa 2, Jonathan Lewis 2, Anton Tinnerholm 1
Ismael Tajouri-Shradi 1, Jesus Medina 1, Yangel Herrera 1

PENALTY KICK GOALS/ATTEMPTS: David Villa 2-3, Maximiliano Morales 1-1

NEW YORK CITY FC INDIVIDUAL GOALKEEPING

UNF	POS	GOALKEEPER	GP	GS	MIN	SHTS	SV	GA	GAA	PG	PA	W	L	T	SO
1	G	Sean Johnson	32	32	2880	141	100	41	1.28	1	3	15	10	7	10
41	G	Brad Stuver	2	2	180	9	5	4	2.00	0	0	1	0	1	0
		Team totals	34	34	3060	150	105	45	1.32	1	3	16	10	8	10
		Opponent totals	34	34	3060	176	118	59	1.74	3	4	10	16	8	4

* = Played with other teams in 2018. Only New York City FC statistics listed here.



NEW YORK CITY FC

NEW YORK CITY FC 2018 SCHEDULE

DAY	DATE	OPPONENT	RESULT	ATT.	W-L-T	POS.	PTS	NOTES:
Sun.	Mar. 4	at Sporting KC	W 2-0	20,831	1-0-0	T1	3	NYC: Morales (32) Medina (53)
Sun.	Mar. 11	LA Galaxy	W 2-1	26,221	2-0-0	T1	6	NYC: Tinnerholm (22) Villa (33); LA: J. dos Santos (60)
Sat.	Mar. 17	Orlando City SC	W 2-0	18,584	3-0-0	1	9	NYC: Tajouri-Shradi (62) Morales (74)
Sat.	Mar. 24	at New England	T 2-2	12,376	3-0-1	T1	10	NYC: Tajouri-Shradi (51,75); NE: Fagundez (11) Agudelo (63)
Sat.	Mar. 31	at San Jose	W 2-1	18,000	4-0-1	1	13	NYC: Tinnerholm (49) Morales (60); SJ: Quintana (3)
Wed.	Apr. 11	Real Salt Lake	W 4-0	18,603	5-0-1	1	16	NYC: Tajouri-Shradi (12) Morales (30) Berget (41) Ofori (70)
Sun.	Apr. 15	at Atlanta	T 2-2	45,001	5-0-2	1	17	NYC: Villa (38) Ring (73); ATL: Garza (29) McCann (56)
Sun.	Apr. 22	at Portland	L 0-3	21,144	5-1-2	1	17	POR: Blanco (26) Adi (38) Mabila (66)
Sun.	Apr. 29	FC Dallas	W 3-1	22,115	6-1-2	1	20	NYC: Medina (3) Villa (36,69); DAL: Mosquera (10)
Sat.	May 5	at New York Red B	L 0-4	25,219	6-2-2	2	20	NYR: Kaku (2) Valot (4) Wright-Phillips (35) Etienne (79)
Sun.	May 13	at Los Angeles FC	T 2-2	22,000	6-2-3	T2	21	NYC: Villa (13) Tajouri-Shradi (75); LFC: own goal (23) Vela (66)
Sat.	May 19	Colorado	W 4-0	21,494	7-2-3	T2	24	NYC: Villa (22,74) Matarrita (49) Morales (56)
Fri.	May 25	at Houston	L 1-3	18,123	7-3-3	T2	24	NYC: Villa (6); HOU: Fuenmayor (21) Martinez (69) Elis (80)
Sat.	June 2	Orlando City SC	W 3-0	22,103	8-3-3	2	27	NYC: Tajouri-Shradi (35,79) Morales (87)
Sat.	June 9	Atlanta	T 1-1	25,628	8-3-4	2	28	NYC: Callens (77); ATL: Martinez (48)
Sun.	June 24	Toronto FC	W 2-1	23,930	9-3-4	2	31	NYC: Berget (51,68); TOR: Vazquez (37)
Sat.	June 30	at Chicago	L 2-3	15,204	9-4-4	2	31	NYC: Tajouri-Shradi (36) Berget (40); CHI: Nikolic (6) Katai (47,52)
Sun.	July 8	New York Red Bull	W 1-0	30,027	10-4-4	2	34	NYC: Morales (85)
Wed.	July 11	Montreal	W 3-0	18,706	11-4-4	2	37	NYC: Medina (60) Matarrita (65) Lewis (76)
Sat.	July 14	Columbus	W 2-0	21,085	12-4-4	T1	40	NYC: Medina (80) Tinnerholm (90)
Thu.	July 26	at Orlando City S	W 2-0	23,790	13-4-4	2	43	NYC: Morales (40) Tinnerholm (46+)
Sun.	July 29	at Seattle	L 1-3	39,528	13-5-4	2	43	NYC: Medina (68); SEA: C. Roldan (36) Svensson (51) Shipp (85)
Sat.	Aug. 4	Vancouver	T 2-2	20,802	13-5-5	2	44	NYC: Castellanos (46) Medina (46+); VAN: Mezquida (22) Hurtado (87)
Sun.	Aug. 12	at Toronto FC	W 3-2	27,935	14-5-5	T2	47	NYC: Villa (15) Tajouri-Shradi (36,88); TOR: Giovinco (27) Vazquez (51)
Sat.	Aug. 18	at Philadelphia	L 0-2	17,594	14-6-5	3	47	PHI: Burke (57) Ilsinho (76)
Wed.	Aug. 22	New York Red Bull	T 1-1	30,139	14-6-6	3	48	NYC: Villa (52); NYR: Wright-Phillips (37)
Sat.	Sept. 1	at Columbus	L 1-2	11,991	14-7-6	3	48	NYC: Tajouri-Shradi (53); CLB: Afful (61) Meram (63)
Wed.	Sept. 5	New England	L 0-1	18,884	14-8-6	3	48	NE: Wright (70)
Sat.	Sept. 8	D.C. United	T 1-1	28,239	14-8-7	3	49	NYC: Villa (86); DC: Birnbaum (58)
Sat.	Sept. 22	at Montreal	T 1-1	20,801	14-8-8	3	50	NYC: own goal (17); MTL: Azira (27)
Wed.	Sept. 26	Chicago	W 2-0	21,582	15-8-8	3	53	NYC: Ring (47) Villa (51)
Sat.	Sept. 29	at Minnesota	L 1-2	21,926	15-9-8	3	53	NYC: Wallace (91+); MIN: Rodriguez (20,36)
Sun.	Oct. 21	at D.C. United	L 1-3	20,249	15-10-8	3	53	NYC: Villa (78); DC: Rooney (8,74) Acosta (24)
Sun.	Oct. 28	Philadelphia	W 3-1	26,441	16-10-8	3	56	NYC: Chanot (8) own goal (10) Villa (34); PHI: Burke (14)



NEW YORK CITY FC

NEW YORK CITY FC -- GAME-BY-GAME

#	Player	1	2	3	4	5	6	7	8	9	10	11	12	13	14	15	16	17	18	19	20	21	22	23	24	25	26	27	28	29	30	31	32	33	34		
KC	IA	ORL	NE	SJ	RSL	ATL	POR	DAL	NYR	LFC	COL	HOU	ATL	TOR	CHI	NYR	MTL	CLB	ORL	SEA	VAN	TOR	PHI	NYR	CLB	NE	DC	MTL	CHI	MIN	DC	PHI					
2-0	2-1	2-0	2-2	2-1	4-0	2-2	4-0	2-2	0-3	3-1	0-4	2-2	4-0	1-3	3-0	1-1	2-1	2-3	1-0	3-0	2-0	2-0	1-3	2-2	3-2	0-2	1-1	1-2	0-1	1-1	1-1	2-0	1-2	1-3	3-1		
90G	90G	90G	90G	90G	90G	90G	90G	90G	90G	90G	90G	90G	90G	90G	90G	90G	90G	90G	90G	90G	90G	90G	90G	90G	90G	90G	90G	90G	90G	90G	90G	90G	90G	90G	90G		
90D	90D	90D	90D	90D	90D	90D	90D	90D	90D	90D	90D	90D	90D	90D	90D	90D	90D	90D	90D	90D	90D	90D	90D	90D	90D	90D	90D	90D	90D	90D	90D	90D	90D	90D	90D		
88D																																					
90D	90D	90D	90D	90D	90D	90D	90D	90D	90D	90D	90D	90D	90D	90D	90D	90D	90D	90D	90D	90D	90D	90D	90D	90D	90D	90D	90D	90D	90D	90D	90D	90D	90D	90D	90D		
85F	86F																																				
90M	90M	90M	90M	90M	90M	90M	90M	90M	90M	90M	90M	90M	90M	90M	90M	90M	90M	90M	90M	90M	90M	90M	90M	90M	90M	90M	90M	90M	90M	90M	90M	90M	90M	90M	90M	90M	
89M	90M	88M	90M	90M	90M	90M	90M	90M	90M	90M	90M	90M	90M	90M	90M	90M	90M	90M	90M	90M	90M	90M	90M	90M	90M	90M	90M	90M	90M	90M	90M	90M	90M	90M	90M	90M	
22																																					
13																																					
14																																					
15																																					
16																																					
17																																					
18																																					
19																																					
20																																					
21																																					
22																																					
23																																					
24																																					
25																																					
29																																					
30																																					
33																																					
41																																					

"00" = 100 minutes played
 F/M/D/G = starting position



NEW YORK CITY FC

NEW YORK CITY FC – GAME-BY-GAME LOG

Game #1	03/04/2018	NYC 2 at KC 0	W	Moralez 1 (Villa 1, Medina 1) 32; Medina 1 (Sweet 1, Herrera 1) 53
Game #2	03/11/2018	NYC 2 vs LA 1	W	Tinnerholm 1 (unassisted) 22; Villa 1 (unassisted) 33
Game #3	03/17/2018	NYC 2 vs ORL 0	W	Tajouri-Shradi 1 (unassisted) 62; Moralez 2 (Medina 2, Abdul-Salaam 1) 74
Game #4	03/24/2018	NYC 2 at NE 2	T	Tajouri-Shradi 2 (Abdul-Salaam 2, Medina 3) 51; Tajouri-Shradi 3 (Herrera 2) 75
Game #5	03/31/2018	NYC 2 at SJ 1	W	Tinnerholm 2 (Moralez 1) 49; Moralez 3 (Tajouri-Shradi 1) 60
Game #6	04/11/2018	NYC 4 vs RSL 0	W	Tajouri-Shradi 4 (unassisted) 12; Moralez 4 (penalty kick) 30; Berget 1 (Medina 4, Matarrita 1) 41; Ofori 1 (Moralez 2, Medina 5) 70
Game #7	04/15/2018	NYC 2 at ATL 2	T	Villa 2 (penalty kick) 38; Ring 1 (Villa 2) 73
Game #8	04/22/2018	NYC 0 at POR 3	L	
Game #9	04/29/2018	NYC 3 vs DAL 1	W	Medina 2 (unassisted) 3; Villa 3 (penalty kick) 36; Villa 4 (unassisted) 69
Game #10	05/05/2018	NYC 0 at NYR 4	L	
Game #11	05/13/2018	NYC 2 at LFC 2	T	Villa 5 (unassisted) 13; Tajouri-Shradi 5 (unassisted) 75
Game #12	05/19/2018	NYC 4 vs COL 0	W	Villa 6 (Moralez 3, Herrera 3) 22; Matarrita 1 (unassisted) 49; Moralez 5 (Villa 3) 56; Villa 7 (Wallace 1, Moralez 4) 74
Game #13	05/25/2018	NYC 1 at HOU 3	L	Villa 8 (unassisted) 6
Game #14	06/02/2018	NYC 3 vs ORL 0	W	Tajouri-Shradi 6 (Tinnerholm 1, Moralez 5) 35; Tajouri-Shradi 7 (unassisted) 79; Moralez 6 (unassisted) 87
Game #15	06/09/2018	NYC 1 vs ATL 1	T	Callens 1 (Villa 4, Moralez 6) 77
Game #16	06/24/2018	NYC 2 vs TOR 1	W	Berget 2 (Medina 6) 51; Berget 3 (Moralez 7) 68
Game #17	06/30/2018	NYC 2 at CHI 3	L	Tajouri-Shradi 8 (Moralez 8) 36; Berget 4 (Tinnerholm 2, Tajouri-Shradi 2) 40
Game #18	07/08/2018	NYC 1 vs NVR 0	W	Moralez 7 (Lewis 1) 85
Game #19	07/11/2018	NYC 3 vs MTL 0	W	Medina 3 (Moralez 9) 60; Matarrita 2 (Medina 7) 65; Lewis 1 (Matarrita 2, Moralez 10) 76
Game #20	07/14/2018	NYC 2 vs CLB 0	W	Medina 4 (Lewis 2) 80; Tinnerholm 3 (unassisted) 90
Game #21	07/26/2018	NYC 2 at ORL 0	W	Moralez 8 (unassisted) 40; Tinnerholm 4 (Moralez 11) 46+
Game #22	07/29/2018	NYC 1 at SEA 3	L	Medina 5 (Berget 1, Lewis 3) 68
Game #23	08/04/2018	NYC 2 vs VAN 2	T	Medina 6 (Tinnerholm 3, Tajouri-Shradi 3) 46+; Castellanos 1 (Berget 2, Moralez 12) 46
Game #24	08/12/2018	NYC 3 at TOR 2	W	Villa 9 (Tinnerholm 4) 15; Tajouri-Shradi 9 (unassisted) 36; Tajouri-Shradi 10 (unassisted) 88
Game #25	08/18/2018	NYC 0 at PHI 2	L	
Game #26	08/22/2018	NYC 1 vs NYR 1	T	Villa 10 (Berget 3, Moralez 13) 52
Game #27	09/01/2018	NYC 1 at CLB 2	L	Tajouri-Shradi 11 (Tinnerholm 5) 53
Game #28	09/05/2018	NYC 0 vs NE 1	L	
Game #29	09/08/2018	NYC 1 vs DC 1	T	Villa 11 (unassisted) 86
Game #30	09/22/2018	NYC 1 at MTL 1	T	own goal (Camacho) 17
Game #31	09/26/2018	NYC 2 vs CHI 0	W	Ring 2 (Villa 5, Moralez 14) 47; Villa 12 (Moralez 15, Tinnerholm 6) 51
Game #32	09/29/2018	NYC 1 at MIN 2	L	Wallace 1 (unassisted) 91+
Game #33	10/21/2018	NYC 1 at DC 3	L	Villa 13 (Herrera 4) 78
Game #34	10/28/2018	NYC 3 vs PHI 1	W	Chanot 1 (Moralez 16) 8; own goal (Trusty) 10; Villa 14 (unassisted) 34



NEW YORK CITY FC

NEW YORK CITY FC – CUP COMPETITIONS – GAME-BY-GAME

U.S. OPEN CUP

Player
 4R
 NYR
 0-4

- 1 Sean Johnson 90D
- 2 Ben Sweat 90D
- 3 Anton Tinnerholm 90D
- 4 Maxime Chanot 6D
- 5 Cedric Hountondji 57F
- 6 Alexander Callens
- 7 David Villa
- 8 Alexander Ring
- 9 Jo Inge Berget
- 10 Maximiliano Moralez 76M
- 12 Ebenezer Ofori 90M
- 13 Saad Abdul-Salaam 90D
- 14 Kwame Awuah 90M
- 15 Thomas McNamara 14
- 16 James Sands 90F
- 17 Jonathan Lewis 90F
- 18 Jeff Calgwell
- 19 Jesus Medina
- 22 Ronald Matarrita
- 23 Rodney Wallace
- 24 Andre Rawls 33
- 25 Joe Scally
- 29 Ismael Tajouri-Shradi
- 30 Yangel Herrera 84
- 33 Sebastien Ibeagha 90G
- 41 Brad Stuver

4R 06/06/2018 NYC 0 at NYR 4 L





NEW YORK RED BULLS

2018 RECORD

	GP	W-L-T	PTS	GF	GA
Red Bulls	34	22-7-5	71	62	33

RECORD at RED BULL ARENA

	GP	W-L-T	PTS	GF	GA
	17	14-2-1	43	36	10

RECORD on road

	GP	W-L-T	PTS	GF	GA
	17	8-5-4	28	26	23

RECORD at the half

	W	L	T
LEADING	12	0	1
TIED	10	3	3
TRAILING	0	4	1

RECORD with the first goal

	W	L	T
SCORING	21	2	2
CONCEDING	1	5	2

TEAM COMPARISONS

	FOR	AGAINST
GOALS SCORED	1.82 (5th)	0.97 (1st)
TOTAL SHOTS	13.41 (13th)	11.08 (2nd)
SHOTS ON GOAL	5.47 (5th)	3.85 (2nd)
SHOOTING ACCURACY	40.8% (2nd)	34.7% (7th)
SCORING %AGE	13.6% (5th)	8.8% (2nd)
FOULS	11.94 (7th)	11.71 (14th)
CORNER KICKS	5.38 (8th)	5.00 (10th)
OFFSIDE	2.58 (1st)	3.18 (22nd)

GOALS SCORED IN GAME

GP	0	1	2	3	4+	TOT	AVG
34	4	11	8	9	2	62	1.82

GOALS ALLOWED IN GAME

GP	0	1	2	3	4+	TOT	AVG
34	15	10	5	3	1	33	0.97

GOALS BY INTERVALS

	TOT	0-15	16-30	31-45+	46-60	61-75	76-90+
FOR	62	12	4	10	13	6	17
AGAINST	33	4	7	5	6	3	8

WHERE THE GOALS COME FROM

	FOR	AGAINST
GOALS SCORED	62	33
MINUTES PER GOAL	49	93

HOW SCORED

RIGHT FOOT	28	17
LEFT FOOT	21	7
HEADERS	13	8
OTHER	0	1

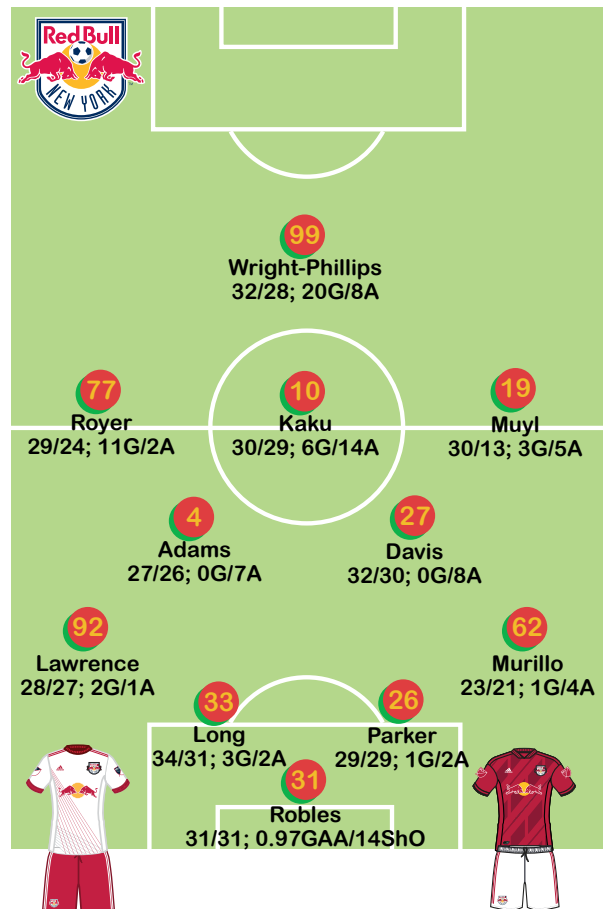
TYPE OF PLAY

OPEN PLAY	34	17
CROSS	6	2
CORNER	9	6
REBOUND	1	1
PENALTIES	4	2
DIRECT FROM FREE KICK	0	1
FREE KICK (INDIRECT)	7	3
OWN GOALS	1	1

DISTANCE

INSIDE GOAL AREA	22	11
INSIDE PENALTY AREA	36	18
OUTSIDE PENALTY AREA	4	4

PRIMARY TEAM





NEW YORK RED BULLS

No.	Player	Pos	Ht	Wt	Birthdate	Birthplace	2017				CAREER				
							GP	GS	G	A	GP	GS	G	A	
4	Tyler Adams	MF	5-9	150	02/14/1999	Wappingers Falls, NY	27	26	0	7	52	49	2	11	
Homegrown Player. MLS Season: 3. Last club: New York Red Bulls II (USL). International: USA 7/1															
5	Connor Lade	DF	5-7	145	11/16/1989	Livingston, NJ	21	15	0	1	115	86	1	8	
Homegrown Player. MLS Season: 7.															
6	Kyle Duncan	DF	5-8	140	08/08/1997	New York, NY	4	4	0	1	4	4	0	1	
MLS Season: 1. Last club: Valenciennes U-19 (France)															
7	Derrick Etienne Jr.	FW	5-10	160	11/25/1996	Richmond, VA	30	9	5	1	49	17	5	3	
Homegrown Player. MLS Season: 3. College: Univ. of Virginia. International: Haiti 8/2															
9	Andreas Ivan	MF	5-10	165	01/10/1995	Pitesti, Romania	9	1	0	0	9	1	0	0	
MLS Season: 1. Last club: SV Waldhof Mannheim (Germany)															
10	Kaku	MF	5-7	150	01/11/1995	Ciudadela, Argentina	30	29	6	14	30	29	6	14	
MLS Season: 1. Last club: CA Huracan (Argentina). International: Paraguay 1/0															
16	Anatole Abang	FW	6-1	160	07/06/1996	Yaounde, Cameroon	0	0	0	0	25	5	4	1	
MLS Season: 3. Last club: Astra Giurgiu (Romania). International: Cameroon 6/0															
17	Ben Mines	MF	5-9	140	05/13/2000	Ridgefield, CT	1	1	1	0	1	1	1	0	
Homegrown Player. MLS Season: 1. Last club: New York Red Bulls II (USL)															
18	Ryan Meara	GK	6-4	185	11/15/1990	Crestwood, NY	3	3	0	0	22	22	0	0	
MLS Season: 7. Last club: New York City FC. 2012 SuperDraft: Round 2, Pick 31 (Fordham Univ.)															
19	Alex Muyl	MF	5-11	175	09/30/1995	New York, NY	30	13	3	5	87	52	8	15	
Homegrown Player. MLS Season: 3.															
21	Tommy Redding	DF	6-2	180	01/24/1997	San Diego, CA	1	1	0	0	39	32	0	0	
MLS Season: 4. Last club: Orlando City SC															
22	Florian Valot	MF	5-9	153	02/12/1993	Pau, France	14	13	3	5	14	13	3	5	
MLS Season: 1. Last club: New York Red Bulls II (USL)															
23	Cristian Casseres Jr.	MF	5-8	140	01/20/2000	Caracas, Venezuela	3	1	0	0	3	1	0	0	
MLS Season: 1. Last club: Deportivo La Guaira (Venezuela)															
24	Evan Louro	GK	6-3	225	01/19/1996	South River, NJ	0	0	0	0	0	0	0	0	
Homegrown Player. MLS Season: 2. College: Michigan															
26	Tim Parker	DF	6-2	195	02/23/1993	Hicksville, NY	29	29	1	2	105	103	2	3	
MLS Season: 4. Last club: Vancouver Whitecaps FC. 2015 SuperDraft: Round 1, Pick 13 (St. John's Univ.). International: USA 2/0															
27	Sean Davis	MF	6-0	165	02/08/1993	Long Branch, NJ	32	30	0	8	94	66	4	16	
Homegrown Player. MLS Season: 4. College: Duke															
29	Fidel Escobar	DF	5-11	165	01/09/1995	Panama City, Panama	6	4	0	0	12	9	0	1	
MLS Season: 2. Last club: Sporting CP (Portugal). International: Panama 27/1															
31	Luis Robles	GK	6-1	180	05/11/1984	Fort Huachuca, AZ	31	31	0	0	205	205	0	1	
MLS Season: 7. Last club: Karlsruher SC (Germany). 2007 SuperDraft: Round 4, Pick 50 (Univ. of Portland). International: USA 3/0															
33	Aaron Long	DF	6-1	175	10/12/1992	Oak Hills, CA	34	31	3	2	65	61	4	2	
MLS Season: 4. 2014 SuperDraft: Round 2, Pick 22 (Univ. of California, Riverside). International: USA 1/0															
41	Ethan Kutler	DF	5-11	155	05/01/1995	Cooperstown, NY	4	1	0	2	4	1	0	2	
MLS Season: 1. Last club: New York Red Bulls II (USL)															
42	Brian White	FW	5-10	180	02/03/1996	Flemington, NJ	5	2	1	0	5	2	1	0	
MLS Season: 1. 2018 SuperDraft: Round 1, Pick 16 (Duke Univ.)															
62	Michael Amir Murillo	DF	6-0	165	02/11/1996	Panama City, Panama	23	21	1	4	40	36	3	4	
MLS Season: 2. Last club: San Francisco FC (Panama). International: Panama 25/2															
77	Daniel Royer	MF	5-10	160	05/22/1990	Schladming, Austria	29	24	11	2	61	50	24	6	
MLS Season: 3. Last club: FC Midtjylland (Denmark). International: Austria 6/0															
78	Aurelien Collin	DF	6-2	170	03/08/1986	Enghien-les-Bains, France	7	5	0	0	176	164	13	5	
MLS Season: 8. Last club: Orlando City SC															
88	Vincent Bezecourt	MF	5-7	145	06/10/1993	Aire-sur-l'Adour, France	9	5	0	2	12	7	0	3	
MLS Season: 2. Last club: New York Red Bulls II (USL)															
90	Marc Rzatkowski	MF	5-7	145	03/02/1990	Bochum, Germany	24	16	2	7	24	16	2	7	
MLS Season: 1. Last club: Red Bull Salzburg (Austria)															
92	Kemar Lawrence	DF	5-10	160	09/17/1992	Kingston, Jamaica	28	27	2	1	96	94	4	10	
MLS Season: 4. Harbour View FC (Jamaica). International: Jamaica 47/3															
99	Bradley Wright-Phillips	FW	5-8	155	03/12/1985	London, England	32	28	20	8	171	155	106	24	
Designated Player. MLS Season: 6. Last club: Charlton Athletic (England)															
ON LOAN															
3	Kevin Politz	DF	6-0	170	03/22/1996	New Haven, CT	0	0	0	0	0	0	0	0	
Homegrown Player. MLS Season: 1.															
11	Carlos Rivas	FW	5-8	150	04/15/1994	Jamundi, Colombia	5	3	2	0	83	45	10	13	
MLS Season: 4. Last club: Orlando City SC															
47	Hassan Ndam	DF	6-4	195	10/09/1998	Foumban, Cameroon	1	1	0	0	2	1	0	0	
MLS Season: 2. Last club: Rainbow FC Bamenda (Cameroon)															

HEAD COACH : Chris Armas

08/27/1972

W12 L3 T3



NEW YORK RED BULLS

NEW YORK RED BULLS/METROSTARS PLAYOFF HISTORY

vs. Team	No. of Series	Series	W-L	GP	W-L-T	OT	ShO	GF	GA	Mtg.	Round	Series Result
Chicago	2	1-1	4	2-2-0	0-0-0	0-0	8	6	2017	Wild Card	Won 1 games to 0	
Columbus	3	0-3	5	1-4-0	0-0-0	0-1	6	11	2015	Semifinals	Lost Series Tie-Breaker	
D.C. United	6	2-4	13	4-7-2	0-0-0	1-0	10	15	2015	Quarterfinals	Won 2 games to 0	
FC Dallas	2	2-0	3	3-0-0	1-0-0	0-0	6	2	2011	Wild Card	Won 1 games to 0	
Houston	2	1-1	4	1-1-2	0-1-0	0-0	7	5	2013	Quarterfinals	Lost 1 games to 0	
Kansas City	1	1-0	1	1-0-0	0-0-0	0-0	2	1	2014	Wild Card	Won 1 games to 0	
Los Angeles	2	0-2	5	1-3-1	0-0-1	0-0	8	9	2011	Quarterfinals	Lost 2 games to 0	
Montreal	1	0-1	2	0-2-0	0-0-0	0-0	1	3	2016	Quarterfinals	Lost 2 games to 0	
New England	4	0-4	8	1-4-3	0-0-0	0-0	6	11	2014	Semifinals	Lost 1 games to 0	
Real Salt Lake	1	1-0	1	1-0-0	0-0-0	0-0	1	0	2008	Semifinals	Won 1 games to 0	
San Jose	1	0-1	2	1-1-0	0-0-0	0-0	2	3	2010	Quarterfinals	Lost Series Tie-Breaker	
Toronto FC	1	0-1	2	1-1-0	0-0-0	0-0	2	2	2017	Quarterfinals	Lost Series Tie-Breaker	
TOTALS	26	8-18	50	17-25-8	1-1-1	1-1	59	68				

NEW YORK RED BULLS/METROSTARS – ALL-TIME POSTSEASON RESULTS

DATE	OPPONENT	RESULT	ATT.	W-L-T	RD.	GOALS:
09/24/1996	D.C. United	W 3-2	14,416	1-0-0	QTR	MET: De Avila (38) Savarese (75); DC: Diaz Arce (24) Moreno (56)
09/27/1996	at D.C. United	L 0-1	21,442	1-1-0	QTR	DC: Etcheverry (72)
10/02/1996	at D.C. United	L 1-2	20,423	1-2-0	QTR	MET: De Avila (86); DC: Rammel (67) Diaz Arce (89)
09/30/1998	at Columbus	L 3-5	10,996	0-1-0	QTR	MET: Hurtado (53) Sorber (60) Joseph (80); CLB: McBride (9,12) Smith (33) Farrell (38) John (58)
10/03/1998	Columbus	L 1-2	11,686	0-2-0	QTR	MET: Ramos (13); CLB: John (22)
09/15/2000	Dallas	W 2-1 (OT)	14,868	1-0-0	QTR	MET: Mathis (34) Valencia (100); DAL: Rhine (67)
09/20/2000	at Dallas	W 2-1	7,555	2-0-0	QTR	MET: Mathis (53,81); DAL: J. Rodriguez (82)
09/26/2000	at Chicago	L 0-3	7,141	2-1-0	SEM	CHI: Stoitchkov (21) Kovalenko (35) Razov (84)
09/30/2000	Chicago	W 2-0	15,476	3-1-0	SEM	MET: Chung (40) Valencia (84)
10/06/2000	at Chicago	L 2-3	10,133	3-2-0	SEM	MET: Valencia (32,36); CHI: Brown (3) Stoitchkov (31) Razov (88)
09/23/2001	at Los Angeles	T 1-1 (OT)	11,580	0-0-1	QTR	MET: Faria (29); LA: Caligiuri (63)
09/26/2001	Los Angeles	W 4-1	12,817	1-0-1	QTR	MET: Faria (72,80) Chung (75) Valencia (83); LA: Victorine (4)
09/29/2001	at Los Angeles	L 2-4 (ST)	6,154	1-1-1	QTR	MET: Villegas (49,61); LA: Victorine (21,33) Frye (56) Cienfuegos (98)
11/01/2003	New England	L 0-2	10,211	0-1-0	QTR	NE: Fabbro (17) Noonan (65)
11/09/2003	at New England	T 1-1	14,823	0-1-1	QTR	MET: Guevara (45); NE: Noonan (21)
10/23/2004	D.C. United	L 0-2	11,161	0-1-0	QTR	DC: Stewart (67) Eskandarian (88)
10/30/2004	at D.C. United	L 0-2	15,763	0-2-0	QTR	DC: Moreno (85) Namoff (89)
10/22/2005	New England	W 1-0	10,003	1-0-0	QTR	MET: Guevara (34)
10/29/2005	at New England	L 1-3	9,581	1-1-0	QTR	MET: Djorkaeff (59); NE: Cancela (68) Noonan (73) Smith (83)
10/21/2006	D.C. United	L 0-1	8,630	0-1-0	QTR	DC: Gomez (77)
10/29/2006	at D.C. United	T 1-1	21,455	0-1-1	QTR	NY: Altidore (70); DC: Gomez (86)
10/27/2007	New England	T 0-0	14,165	0-0-1	QTR	
11/03/2007	at New England	L 0-1	10,116	0-1-1	QTR	NE: Twellman (64)
11/01/2008	Houston	T 1-1	11,578	0-0-1	QTR	NY: Angel (48); HOU: Kamara (85)
11/09/2008	at Houston	W 3-0	30,053	1-0-1	QTR	NY: Richards (25) Angel (36) Wolyniec (81)
11/15/2008	at Real Salt Lake	W 1-0	20,008	1-0-1	SEM	NY: van den Bergh (28)
11/23/2008	at Columbus	L 1-3	27,000	2-1-1	FIN	NY: Wolyniec (51); CLB: Moreno (31) Marshall (53) Hejduk (82)
10/30/2010	at San Jose	W 1-0	10,525	1-0-0	QTR	NY: Lindpere (56)
11/04/2010	San Jose	L 1-3	22,839	1-1-0	QTR	NY: Angel (78); SJ: Convey (6,76) Wondolowski (81)
10/26/2011	at FC Dallas	W 2-0	10,017	1-0-0	WC	NY: Lindpere (61) Henry (90)
10/30/2011	Los Angeles	L 0-1	22,663	1-1-0	QTR	LA: Magee (15)
11/03/2011	at Los Angeles	L 1-2	27,000	1-2-0	QTR	NY: Rodgers (4); LA: Magee (42) Donovan (75)
11/03/2012	at D.C. United	T 1-1	17,556	0-0-1	QTR	NY: own goal (65); DC: own goal (61)
11/08/2012	D.C. United	L 0-1	14,035	0-1-1	QTR	DC: DeLeon (88)
11/03/2013	at Houston	T 2-2	20,626	0-0-1	QTR	NY: Cahill (22) Alexander (32); HOU: R. Clark (51) Cummings (92+)
11/06/2013	Houston	L 1-2 (OT)	22,264	0-1-1	QTR	NY: Wright-Phillips (23); HOU: Davis (36) Cummings (104)
10/30/2014	Sporting KC	W 2-1	15,518	1-0-0	WC	NY: Wright-Phillips (77,90); KC: Dwyer (53)
11/02/2014	D.C. United	W 2-0	18,054	2-0-0	QTR	NY: Wright-Phillips (40) Luyindula (73)
11/08/2014	at D.C. United	L 1-2	20,187	2-1-0	QTR	NY: Luyindula (57); DC: DeLeon (37) Franklin (91+)
11/23/2014	New England	L 1-2	25,000	2-2-0	SEM	NY: Wright-Phillips (27); NE: Bunbury (17) Jones (85)
11/29/2014	at New England	T 2-2	32,698	2-2-1	SEM	NY: Cahill (26) Luyindula (52); NE: Davies (41,70)



NEW YORK RED BULLS

DATE	OPPONENT	RESULT	ATT.	W-L-T	RD.	GOALS:
11/01/2015	at D.C. United	W 1-0	19,525	1-0-0	QTR	NYR: McCarty (72)
11/08/2015	D.C. United	W 1-0	25,219	2-0-0	QTR	NYR: B. Wright-Philli (92+)
11/22/2015	at Columbus	L 0-2	21,617	2-1-0	SEM	CLB: Meram (0:09) Kamara (85)
11/29/2015	Columbus	W 1-0	25,219	3-1-0	SEM	NYR: Abang (93+)
10/30/2016	at Montreal	L 0-1	15,027	0-1-0	QTR	MTL: Mancosu (61)
11/06/2016	Montreal	L 1-2	24,314	0-2-0	QTR	NYR: B. Wright-Phillips (77); MTL: Piatti (51,85)
10/25/2017	at Chicago	W 4-0	11,647	1-0-0	WC	NYR: Wright-Phillips (7) Kljestan (11) Royer (70) Veron (87)
10/30/2017	Toronto FC	L 1-2	18,107	1-1-0	QTR	NYR: Royer (48+); TOR: Vazquez (8) Giovinco (72)
11/05/2017	at Toronto FC	W 1-0	29,974	2-1-0	QTR	NYR: Wright-Phillips (54)

CAREER POSTSEASON STATISTICS FOR CURRENT NEW YORK RED BULLS PLAYERS

UNF	POS	PLAYER	GP	GS	MIN	G	A	SHT	SOG	PKG	PKA	SKG	SKA	FC	FS	OFF	CK	C	E
78	D	Aurelien Collin	13	13	1230	4	1	12	4	0	0	1	1	21	14	4	0	2	0
22	M	Dilly Duka	4	3	243	1	0	4	2	0	0	0	0	2	3	0	0	0	0
13	F	Mike Grella	6	5	381	0	0	9	5	0	0	0	0	4	6	0	0	0	0
16	M	Sacha Kljestan	14	13	1192	1	3	26	11	1	2	0	0	26	29	3	60	3	0
5	D	Connor Lade	4	2	184	0	0	0	0	0	0	0	0	5	2	0	0	1	0
92	D	Kemar Lawrence	5	5	431	0	0	4	0	0	0	0	0	2	4	0	0	0	0
8	M	Felipe Martins	7	6	529	0	0	14	1	0	0	0	0	6	14	0	1	3	0
19	F	Alex Muyl	2	2	135	0	0	0	0	0	0	0	0	4	3	0	0	0	0
55	D	Damien Perrinelle	3	3	231	0	1	3	1	0	0	0	0	2	1	0	0	0	0
77	M	Daniel Royer	1	0	37	0	1	2	0	0	0	0	0	1	0	0	0	0	0
30	M-F	Gonzalo Veron	6	1	175	0	1	4	1	0	0	0	0	4	4	2	0	0	0
99	F	Bradley Wright-Phillips	12	11	971	7	1	37	18	0	0	0	0	11	19	10	0	3	0
15	D	Sal Zizzo	6	5	451	0	0	5	2	0	0	0	0	3	2	0	0	1	0
UNF	POS	GOALKEEPER	GP	GS	MIN	SHTS	SV	GA	GAA	PKG	PKA	SKG	SKA	W	L	T	SO		
31	GK	Luis Robles	15	15	1380	7	36	18	1.17	0	1	0	0	5	7	3	4		



ALL-TIME METROSTARS-N.Y. RED BULLS POSTSEASON STATISTICS (17-24-9, 57 PTS.)

PLAYER	GP	GS	MIN	G	A
Bradley Wright-Phillips	15	14	1228	9	2
Adolfo Valencia	8	8	714	5	4
Peguy Luyindula	7	5	444	3	2
Clint Mathis	9	7	708	3	2
Rodrigo Faria	3	3	274	3	1
Juan Pablo Angel	8	8	694	3	0
Mark Chung	8	8	748	2	2
Daniel Royer	4	3	300	2	2
Petter Villegas	8	8	712	2	2
Tim Cahill	9	6	623	2	1
Antony De Avila	3	3	270	2	1
Amado Guevara	8	8	720	2	1
John Wolyniec	10	8	701	2	1
Joel Lindpere	7	7	625	2	0
Thierry Henry	13	12	1107	1	7
Dane Richards	11	11	976	1	3
Miles Joseph	5	4	391	1	2
Sacha Kljestan	9	9	765	1	2
Mike Sorber	2	2	180	1	2
Youri Djorkaeff	3	3	270	1	1
Dax McCarty	17	17	1503	1	1
Gonzalo Veron	9	2	295	1	1
Anatole Abang	2	0	22	1	0
Eric Alexander	7	6	512	1	0
Jozy Altidore	4	4	360	1	0
Eduardo Hurtado	2	2	180	1	0
Tab Ramos	9	8	746	1	0
Luke Rodgers	2	2	170	1	0
Giovanni Savarese	5	1	175	1	0
Dave van den Bergh	6	6	525	1	0
Alex Comas	5	2	194	0	2
Roberto Donadoni	3	3	270	0	2
Daniel Hernandez	3	3	288	0	2
Damien Perrinelle	6	6	493	0	2
Mike Petke	9	9	785	0	2
Lloyd Sam	11	10	897	0	2
Tyler Adams	3	3	270	0	1
Juan Agudelo	3	2	200	0	1
Mehdi Ballouchy	5	2	223	0	1
Sean Davis	3	2	179	0	1
Sergio Galvan Rey	4	2	250	0	1
Gilmar	2	1	73	0	1
Roy Myers	5	4	364	0	1
Ambroise Oyongo	5	2	218	0	1
Ross Paule	3	2	186	0	1
Sinisa Ubiparipovic	6	4	315	0	1
Jeff Agoos	2	2	180	0	0
Chris Albright	2	2	174	0	0
Pedro Alvarez	2	0	35	0	0
Mike Ammann	2	2	180	0	0
Armando	1	0	1	0	0
Stephane Auvray	1	0	74	0	0
Brandon Barklage	2	1	127	0	0
Edgar Bartolomeu	1	0	19	0	0
Vincent Bezecourt	1	0	8	0	0
Ruben Bover	1	0	1	0	0
Andrew Boyens	2	2	180	0	0
Michael Bradley	2	2	180	0	0
Pablo Brenes	2	2	170	0	0
Nicola Caricola	2	2	164	0	0
David Carney	2	2	210	0	0
Danny Cepero	4	4	360	0	0
Ricardo Clark	4	4	360	0	0
Aurelien Collin	2	2	180	0	0
Jon Conway	4	4	360	0	0
Kenny Cooper	2	1	100	0	0
Ramiro Corrales	1	0	14	0	0
Bounaoundoul	2	2	180	0	0
Omer Damari	1	0	7	0	0
Cristian da Silva	2	1	110	0	0
Digao	1	0	1	0	0
Joey DiGiamarino	1	1	71	0	0
Francis Doe	1	1	68	0	0
Thomas Dooley	2	1	77	0	0
Mike Duhane	2	2	180	0	0
Todd Dunivant	2	2	180	0	0
Chris Duvall	2	2	180	0	0
Richard Eckersley	5	5	435	0	0
Fabian Espindola	1	0	57	0	0
Derrick Etienne Jr.	1	0	10	0	0
Gilberto Flores	1	1	30	0	0
Hunter Freeman	2	2	180	0	0
Eddie Gaven	6	5	495	0	0
Ted Gillen	1	1	33	0	0
Cornell Glen	2	1	125	0	0
Kevin Goldthwaite	4	4	360	0	0
Paul Grafer	3	3	280	0	0
Taylor Graham	2	0	2	0	0
Mike Grella	6	5	381	0	0
Jeremy Hall	2	0	7	0	0

NEW YORK RED BULLS

Rhett Harty	3	3	183	0	0
Chris Henderson	2	0	49	0	0
Jason Hernandez	2	2	180	0	0
Markus Holgersson	4	4	390	0	0
Tim Howard	3	3	288	0	0
Salou Ibrahim	1	0	6	0	0
Diego Jimenez	4	4	360	0	0
Rob Johnson	3	0	100	0	0
Steve Jolley	10	10	928	0	0
Andrzej Juskowiak	1	1	60	0	0
Macoumba Kandji	2	0	14	0	0
Stephen Keel	3	3	270	0	0
Brian Kelly	1	1	45	0	0
Matt Knowles	3	1	178	0	0
Demna Kovalenko	4	4	359	0	0
Connor Lade	5	2	185	0	0
Alexi Lalas	2	2	180	0	0
Kemar Lawrence	8	8	700	0	0
Jacob LeBlanc	1	0	13	0	0
Chris Leitch	9	8	719	0	0
Sebastien Le Toux	1	1	80	0	0
Mark Lisi	6	3	352	0	0
Aaron Long	3	3	270	0	0
Mike Magee	3	1	89	0	0
Rafa Marquez	6	6	480	0	0
Felipe Martins	9	9	771	0	0
Lothar Matthaus	5	5	460	0	0
Carlos Mendes	11	9	804	0	0
Tony Meola	7	7	630	0	0
Matt Miazga	4	4	360	0	0
Roy Miller	10	8	754	0	0
Michael Amir Murillo	3	3	244	0	0
Alex Muyl	3	2	142	0	0
Mike Nugent	1	0	34	0	0
Jamison Olave	6	6	515	0	0
Arley Palacios	2	2	180	0	0
Jeff Parke	6	6	540	0	0
Heath Pearce	2	2	180	0	0
Orlando Perez	3	3	288	0	0
Juan Pietravallo	2	0	20	0	0
Eddie Pope	4	4	360	0	0
Ante Razov	1	0	5	0	0
Tim Ream	5	5	450	0	0
Tim Regan	1	1	75	0	0
Claudio Reyna	2	2	112	0	0
Carl Robinson	1	0	1	0	0
Luis Robles	18	18	1650	0	0
Jorge Rojas	2	0	79	0	0
Jim Rooney	1	1	45	0	0
Frank Rost	3	3	270	0	0
Luke Sassano	4	4	341	0	0
Markus Schopp	2	2	131	0	0
Ibrahim Sekagya	7	7	656	0	0
Mark Semioli	3	0	71	0	0
Steve Shak	2	0	6	0	0
Damian Silvera	2	1	149	0	0
Jan Gunnar Solli	2	2	169	0	0
Diego Sonora	2	2	146	0	0
Seth Stammers	6	6	540	0	0
Jonny Steele	2	2	188	0	0
Teemu Tainio	5	5	376	0	0
Joselito Vaca	1	0	15	0	0
Marcelo Vega	1	1	75	0	0
Peter Vermes	3	3	270	0	0
Joe Vide	1	1	77	0	0
Jonny Walker	4	4	360	0	0
Billy Walsh	10	6	611	0	0
Richie Williams	4	4	325	0	0
A.J. Wood	2	2	96	0	0
Shaun Wright-Phillips	2	0	23	0	0
Marvell Wynne	2	2	179	0	0
Jeff Zaun	3	3	211	0	0
Craig Ziadie	2	2	103	0	0
Sal Zizzo	6	5	451	0	0
Ronald Zubar	4	3	309	0	0
Own-goals received				1	
Team totals	50	50	4558	59	62
Opponent totals	50	50	4558	68	78

METROSTARS-RED BULLS INDIVIDUAL GOALKEEPING						
GOALKEEPER	GP	GS	SV	GA	GAA	SO
Jon Conway	4	4	13	3	0.75	1
Danny Cepero	4	4	17	4	1.00	2
Frank Rost	3	3	12	3	1.00	1
Luis Robles	18	18	40	20	1.09	6
Mike Ammann	2	2	7	3	1.50	1
Bounaoundoul	2	2	7	3	1.50	1
Paul Grafer	3	3	8	5	1.61	0
Jonny Walker	4	4	14	7	1.75	0
Tim Howard	3	3	16	6	1.88	0
Tony Meola	7	7	34	14	2.00	1
Team totals	50	50	169	68	1.34	13
Opponent totals	50	50	186	59	1.16	12



NEW YORK RED BULLS INDIVIDUAL HIGH GAMES (2018)

Goals
3 Bradley Wright-Phillips 09/16/2018 at DC T 3-3

Assists
2 8 times

Shots
8 Bradley Wright-Phillips 07/25/2018 at DC W 1-0

Shots on Goal
4 Daniel Royer 06/13/2018 vs. SEA W 2-1

Fouls Committed
5 Alex Muyl 06/13/2018 vs. SEA W 2-1
5 Michael Amir Murillo 08/18/2018 at VAN T 2-2

Fouls Suffered
6 Marc Rzatkowski 08/26/2018 vs. DC W 1-0

Offside
4 Bradley Wright-Phillips 04/14/2018 vs. MTL W 3-1

Saves
8 Luis Robles 07/01/2018 at TOR W 1-0

Shots Faced
8 Luis Robles 03/31/2018 at ORL L 3-4
8 Luis Robles 07/01/2018 at TOR W 1-0
8 Luis Robles 09/16/2018 at DC T 3-3

Goals Allowed
4 Luis Robles 03/31/2018 at ORL L 3-4

NEW YORK RED BULLS INDIVIDUAL POSTSEASON HIGH GAMES (1996-2017)

Goals
2 5 times

Assists
2 5 times

Shots
9 Thierry Henry 11/06/2013 vs. HOU L 1-2
9 Bradley Wright-Phillips 11/02/2014 vs. DC W 2-0

Shots on Goal
5 Clint Mathis 09/20/2000 at DAL W 2-1

Fouls Committed
6 Adolfo Valencia 09/30/2000 vs. CHI W 2-0
6 Alex Comas 10/06/2000 at CHI L 2-3
6 Amado Guevara 10/21/2006 vs. DC L 0-1
6 Michael Amir Murillo 10/30/2017 vs. TOR L 1-2

Fouls Suffered
7 Cornell Glen 10/23/2004 vs. DC L 0-2
7 Jozy Altidore 10/29/2006 at DC T 1-1
7 Dax McCarty 11/06/2013 vs. HOU L 1-2

Offside
5 Adolfo Valencia 10/06/2000 at CHI L 2-3

Saves
9 Tim Howard 09/23/2001 at LA T 1-1

Shots Faced
11 Tony Meola 10/29/2005 at NE L 1-3

Goals Allowed
5 Tony Meola 09/30/1998 at CLB L 3-5

TEAM HIGH GAMES (2018)

Goals
4 03/10/2018 vs. POR W 4-0
4 05/05/2018 vs. NYC W 4-0

Assists
7 03/10/2018 vs. POR W 4-0

Shots
22 04/21/2018 vs. CHI L 1-2
22 06/13/2018 vs. SEA W 2-1

Shots on Goal
13 06/13/2018 vs. SEA W 2-1

Fouls Committed
18 08/18/2018 at VAN T 2-2

Fouls Suffered
19 05/12/2018 at COL W 2-1

Corner Kicks
11 03/10/2018 vs. POR W 4-0

Offside
7 03/31/2018 at ORL L 3-4

Saves
8 07/01/2018 at TOR W 1-0

Shots Faced
8 03/31/2018 at ORL L 3-4
8 07/01/2018 at TOR W 1-0
8 09/16/2018 at DC T 3-3

Goals Allowed
4 03/31/2018 at ORL L 3-4

TEAM POSTSEASON HIGH GAMES (1996-2017)

Goals
4 09/26/2001 vs. LA W 4-1
4 10/25/2017 at CHI W 4-0

Assists
5 09/26/2001 vs. LA W 4-1
5 10/25/2017 at CHI W 4-0

Shots
23 11/04/2010 vs. SJ L 1-3
23 11/06/2013 vs. HOU L 1-2

Shots on Goal
9 5 times

Fouls Committed
31 10/03/1998 vs. CLB L 1-1

Fouls Suffered
27 11/01/2003 vs. NE L 0-2

Corner Kicks
12 11/03/2007 at NE L 0-1

Offside
5 09/26/2000 at CHI L 0-3
5 10/06/2000 at CHI L 2-3
5 10/22/2005 vs. NE W 1-0
5 10/30/2017 vs. TOR L 1-2

Saves
9 10/02/1996 at DC L 1-2
9 09/23/2001 at LA T 1-1

Shots Faced
11 4 times - last:
11 10/29/2005 at NE L 1-3

Goals Allowed
5 09/30/1998 at CLB L 3-5

NEW YORK RED BULLS

TEAM LOW GAMES (2018)

Shots
7 08/11/2018 at CHI W 1-0

Shots on Goal
2 07/01/2018 at TOR W 1-0
2 09/01/2018 at MTL L 0-3

Fouls Committed
4 06/23/2018 vs. DAL W 3-0

Fouls Suffered
7 08/05/2018 vs. LFC W 2-1
7 09/22/2018 vs. TOR W 2-0

Corner Kicks
1 05/05/2018 vs. NYC W 4-0
1 10/21/2018 at PHI W 1-0

Offside
0 03/24/2018 vs. MIN W 3-0
0 08/26/2018 vs. DC W 1-0
0 09/16/2018 at DC T 3-3

Saves
1 10 times

Shots Faced
1 5 times

TEAM POSTSEASON LOW GAMES (1996-2017)

Shots
7 11/09/2008 at HOU W 3-0

Shots on Goal
1 11/23/2008 at CLB L 1-3

Fouls Committed
6 09/24/1996 vs. DC W 2-2

Fouls Suffered
4 11/15/2008 at RSL W 1-0

Corner Kicks
0 09/23/2001 at LA T 1-1
0 11/03/2013 at HOU T 2-2

Offside
0 9 times

Saves
0 11/01/2015 at DC W 1-0
0 10/30/2017 vs. TOR L 1-2

Shots Faced
0 11/01/2015 at DC W 1-0



NEW YORK RED BULLS

2018 NEW YORK RED BULLS STATISTICS (22-7-5, 71 pts.)

UNF	POS	PLAYER	GP	GS	MIN	G	A	SHT	SOG	FC	FS	OFF	CK	C	E
99	F	Bradley Wright-Phillips	32	28	2536	20	8	82	37	32	55	31	0	7	0
77	M	Daniel Royer	29	24	2049	11	2	72	32	19	27	10	1	1	1
10	M	Kaku	30	29	2424	6	14	53	23	19	16	4	17	5	0
7	F	Derrick Etienne Jr.	30	9	961	5	1	35	17	13	24	15	0	1	0
19	M	Alex Muyl	30	13	1286	3	5	31	17	37	30	11	3	6	0
22	M	Florian Valot	14	13	1150	3	5	24	9	14	13	3	0	1	0
33	D	Aaron Long	34	31	2806	3	2	23	10	23	17	0	0	1	0
90	M	Marc Rzatowski	24	16	1497	2	7	22	7	27	26	0	54	4	0
92	D	Kemar Lawrence	28	27	2438	2	1	15	6	15	13	2	0	1	0
11	F	Carlos Rivas	5	3	264	2	0	10	6	5	3	8	0	0	0
62	D	Michael Amir Murillo	23	21	1935	1	4	19	5	36	24	0	0	4	1
26	D	Tim Parker	29	29	2610	1	2	16	7	25	13	1	0	5	0
17	M	Ben Mines	1	1	90	1	0	1	1	1	2	0	0	1	0
42	F	Brian White	5	2	217	1	0	5	1	2	0	1	0	0	0
27	M	Sean Davis	32	30	2579	0	8	8	3	25	27	0	93	1	0
4	M	Tyler Adams	27	26	2328	0	7	13	1	45	47	0	1	3	0
88	M	Vincent Bezecourt	9	5	395	0	2	7	2	6	10	0	13	1	0
41	D	Ethan Kutler	4	1	101	0	2	1	0	1	0	0	0	0	0
6	D	Kyle Duncan	4	4	360	0	1	1	0	4	3	0	0	0	0
5	D	Connor Lade	21	15	1315	0	1	6	0	25	19	0	0	3	0
25	F	Stefano Bonomo	1	0	1	0	0	0	0	0	0	0	0	0	0
23	M	Cristian Casseres Jr.	3	1	97	0	0	1	0	3	1	0	0	1	0
78	D	Aurelien Collin	7	5	353	0	0	2	0	11	1	0	0	2	0
29	D	Fidel Escobar	6	4	374	0	0	3	1	2	2	0	0	0	0
9	M	Andreas Ivan	9	1	185	0	0	6	1	5	4	2	1	3	0
18	G	Ryan Meara	3	3	270	0	0	0	0	0	2	0	0	1	0
47	D	Hassan Ndam	1	1	90	0	0	0	0	1	1	0	0	0	0
21	D	Tommy Redding	1	1	90	0	0	0	0	1	0	0	0	0	0
31	G	Luis Robles	31	31	2790	0	0	0	0	1	7	0	0	1	0
	F	Anatole Abang	0	0	0	0	0	0	0	0	0	0	0	0	0
24	G	Evan Louro	0	0	0	0	0	0	0	0	0	0	0	0	0
3	D	Kevin Politz	0	0	0	0	0	0	0	0	0	0	0	0	0
		Own-goals received				1									
		Team totals	34	34	3060	62	72	456	186	398	406	88	183	53	2
		Opponent totals	34	34	3060	33	36	377	131	406	398	108	170	58	4

GAME-WINNING GOALS: Bradley Wright-Phillips 6, Kaku 6, Daniel Royer 3, Derrick Etienne Jr. 2

Brian White 1, Marc Rzatowski 1, Alex Muyl 1, Ben Mines 1, Kemar Lawrence 1

GAME-WINNING ASSISTS: Kaku 4, Bradley Wright-Phillips 2, Marc Rzatowski 2, Alex Muyl 2

Michael Amir Murillo 2, Sean Davis 2, Daniel Royer 1, Aaron Long 1

Ethan Kutler 1, Derrick Etienne Jr. 1, Kyle Duncan 1, Tyler Adams 1

PENALTY KICK GOALS/ATTEMPTS: Kaku 2-3, Daniel Royer 2-2, Derrick Etienne Jr. 0-1

NEW YORK RED BULLS INDIVIDUAL GOALKEEPING

UNF	POS	GOALKEEPER	GP	GS	MIN	SHTS	SV	GA	GAA	PG	PA	W	L	T	SO
31	G	Luis Robles	31	31	2790	115	84	30	0.97	2	3	21	6	4	14
18	G	Ryan Meara	3	3	270	16	12	3	1.00	0	1	1	1	1	1
		Team totals	34	34	3060	131	96	33	0.97	2	4	22	7	5	15
		Opponent totals	34	34	3060	186	121	62	1.82	4	6	7	22	5	4

* = Played with other teams in 2018. Only New York Red Bulls statistics listed here.



NEW YORK RED BULLS

NEW YORK RED BULLS 2018 SCHEDULE

DAY	DATE	OPPONENT	RESULT	ATT.	W-L-T	POS.	PTS	NOTES:
Sat.	Mar. 10	Portland	W 4-0	18,374	1-0-0	T2	3	NYR: Mines (18) Wright-Phillips (77) Rivas (80,92+)
Sat.	Mar. 17	at Real Salt Lake	L 0-1	16,334	1-1-0	T5	3	RSL: Rusnak (4)
Sat.	Mar. 24	Minnesota	W 3-0	14,768	2-1-0	T3	6	NYR: Muyl (15) Wright-Phillips (42,78)
Sat.	Mar. 31	at Orlando City S	L 3-4	23,257	2-2-0	T5	6	NYR: Valot (7) Etienne (24) Long (82); ORL: Johnson (15) Dwyer (26,48) Colman (86)
Sat.	Apr. 14	Montreal	W 3-1	15,017	3-2-0	6	9	NYR: Wright-Phillips (5) Kaku (57) Murillo (76); MTL: Vargas (33)
Sat.	Apr. 21	Chicago	L 1-2	18,784	3-3-0	6	9	NYR: Wright-Phillips (81); CHI: Katai (30) Nikolic (69)
Sat.	Apr. 28	at LA Galaxy	W 3-2	26,704	4-3-0	6	12	NYR: Royer (7) Valot (49) Kaku (84); LA: Kamara (59) G. dos Santos (66)
Sat.	May 5	New York City FC	W 4-0	25,219	5-3-0	T4	15	NYR: Kaku (2) Valot (4) Wright-Phillips (35) Etienne (79)
Sat.	May 12	at Colorado	W 2-1	15,691	6-3-0	5	18	NYR: Royer (5) Etienne (76); COL: McBean (85)
Sun.	May 20	at Atlanta	W 3-1	45,089	7-3-0	4	21	NYR: Royer (42) Wright-Phillips (51,55); ATL: Barco (26)
Sat.	May 26	Philadelphia	T 0-0	17,814	7-3-1	4	22	
Sat.	June 2	at New England	L 1-2	21,576	7-4-1	T4	22	NYR: Wright-Phillips (8); NE: Fagundez (46+) Bunbury (78)
Sat.	June 9	at Columbus	T 1-1	11,246	7-4-2	T4	23	NYR: Muyl (57); CLB: Zardes (26)
Wed.	June 13	Seattle	W 2-1	15,553	8-4-2	4	26	NYR: Royer (37) Wright-Phillips (52); SEA: Shipp (87)
Sat.	June 23	FC Dallas	W 3-0	20,827	9-4-2	2	29	NYR: Wright-Phillips (23) Long (39) Lawrence (48)
Sun.	July 1	at Toronto FC	W 1-0	26,363	10-4-2	2	32	NYR: Lawrence (4)
Sun.	July 8	at New York City	L 0-1	30,027	10-5-2	3	32	NYC: Morales (85)
Sat.	July 14	Sporting KC	W 3-2	16,793	11-5-2	3	35	NYR: Wright-Phillips (4) Rzatkowski (72,79); KC: Russell (8) Espinoza (51)
Sat.	July 21	New England	W 2-0	16,027	12-5-2	3	38	NYR: Royer (69) Wright-Phillips (80)
Wed.	July 25	at D.C. United	W 1-0	15,655	13-5-2	2	41	NYR: Wright-Phillips (2)
Sat.	July 28	Columbus	L 2-3	16,459	13-6-2	3	41	NYR: own goal (50) Royer (69); CLB: Mensah (7) Mullins (24) own goal (31)
Sun.	Aug. 5	Los Angeles FC	W 2-1	20,402	14-6-2	T2	44	NYR: Royer (39,80); LFC: Rossi (53)
Sat.	Aug. 11	at Chicago	W 1-0	18,064	15-6-2	2	47	NYR: Wright-Phillips (55)
Sat.	Aug. 18	at Vancouver	T 2-2	22,120	15-6-3	T1	48	NYR: Royer (5,90); VAN: Waston (42,60)
Wed.	Aug. 22	at New York City	T 1-1	30,139	15-6-4	2	49	NYR: Wright-Phillips (37); NYC: Villa (52)
Sun.	Aug. 26	D.C. United	W 1-0	22,324	16-6-4	2	52	NYR: Kaku (56)
Wed.	Aug. 29	Houston	W 1-0	15,042	17-6-4	1	55	NYR: White (55)
Sat.	Sept. 1	at Montreal	L 0-3	18,458	17-7-4	1	55	MTL: Fanni (30) Sagna (38) Piatti (93+)
Sun.	Sept. 16	at D.C. United	T 3-3	18,331	17-7-5	2	56	NYR: Wright-Phillips (41,76,90); DC: Arriola (25) Rooney (64) Acosta (87)
Sat.	Sept. 22	Toronto FC	W 2-0	20,731	18-7-5	2	59	NYR: Kaku (70) Etienne (93+)
Sun.	Sept. 30	Atlanta	W 2-0	22,057	19-7-5	2	62	NYR: Royer (39) Parker (74)
Sat.	Oct. 6	at San Jose	W 3-1	17,241	20-7-5	2	65	NYR: Muyl (29) Wright-Phillips (32) Long (50); SJ: Wondolowski (83)
Sun.	Oct. 21	at Philadelphia	W 1-0	18,021	21-7-5	2	68	NYR: Kaku (69)
Sun.	Oct. 28	Orlando City SC	W 1-0	20,023	22-7-5	1	71	NYR: Etienne (53)



NEW YORK RED BULLS

NEW YORK RED BULLS -- GAME-BY-GAME

#	Player	1	2	3	4	5	6	7	8	9	10	11	12	13	14	15	16	17	18	19	20	21	22	23	24	25	26	27	28	29	30	31	32	33	34	
	POR	RSL	MIN	ORL	MTL	CHI	LA	NYC	COL	ATL	PHI	NE	DC	CLB	SEA	DAL	TOR	NYC	KC	NE	DC	CLB	LFC	CHI	VAN	NYC	DC	HOU	MTL	DC	TOR	ATL	SJ	PHI	ORL	
	4-0	0-1	3-0	3-4	3-1	1-2	3-2	4-0	2-1	3-1	0-0	1-2	1-1	2-1	3-0	1-0	0-1	3-2	2-0	1-0	2-3	2-1	1-0	2-2	1-1	1-0	1-0	0-3	3-3	2-0	2-0	3-1	1-0	1-0		
3	Kevin Politz	90M	90M	90M	90M	90M	90M	90M	90M	90M	90M	90M	90M	90M	90M	90M	90M	90M	90M	90M	90M	90M	90M	90M	90M	90M	90M	90M	90M	90M	90M	90M	90M	90M	90M	
4	Tyler Adams	90D	90D	90D	45D																															
5	Connor Lade	90D	90D	90D	90D	90D	90D	90D	90D	90D	90D	90D	90D	90D	90D	90D	90D	90D	90D	90D	90D	90D	90D	90D	90D	90D	90D	90D	90D	90D	90D	90D	90D	90D	90D	90D
6	Kyle Duncan	64M	11	9	75F	12	21	15	25	23	12	63F	4	13	14	30	2	31	7	61M	69F	9	5	16	22	19	67M	15	10	23	8					
7	Derrick Etienne Jr.	64M	90M	90M	82M	77M	90M	71M	88M	90M	89M	90M																								
9	Andreas Ivan	90F	72F	5	90M																															
10	Kaku	90M	90M	90M	90M	90M	90M	90M	90M	90M	90M	90M	90M	90M	90M	90M	90M	90M	90M	90M	90M	90M	90M	90M	90M	90M	90M	90M	90M	90M	90M	90M	90M	90M	90M	
11	Carlos Rivas																																			
16	Anatole Abang																																			
17	Ben Mines																																			
18	Ryan Meara																																			
19	Alex Mui																																			
21	Tommy Redding	90M																																		
22	Florian Valot	85M	90M	90M	69M	45	90M	67M	90M	83M	82M	90M	90M	90M	90M	89M	90M																			
23	Cristian Casseres Jr.																																			
24	Evan Louro																																			
25	Stefano Bonomo																																			
26	Tim Parker	90D	90D	90D	90D	90D	90D	90D	90D	90D	90D	90D	90D	90D	90D	90D	90D	90D	90D	90D	90D	90D	90D	90D	90D	90D	90D	90D	90D	90D	90D	90D	90D	90D	90D	90D
27	Sean Davis	90M																																		
29	Fidel Escobar	90D	79D																																	
31	Luis Robles	90G	90G	90G	90G	90G	90G	90G	90G	90G	90G	90G	90G	90G	90G	90G	90G	90G	90G	90G	90G	90G	90G	90G	90G	90G	90G	90G	90G	90G	90G	90G	90G	90G	90G	90G
33	Aaron Long	8	90D	90D	25	90D	90D	90D	90D	90D	90D	90D	90D	90D	90D	90D	90D	90D	90D	90D	90D	90D	90D	90D	90D	90D	90D	90D	90D	90D	90D	90D	90D	90D	90D	90D
41	Ethan Kutler																																			
42	Brian White																																			
47	Hassan Ndam																																			
62	Michael Amir Murillo																																			
77	Daniel Royer	28	89M																																	
78	Aurelien Collin	82D																																		
88	Vincent Bezecourt	90M	90M																																	
90	Marc Rzatowski	62M	90M	90M																																
92	Kemar Lawrence																																			
99	Bradley Wright-Phillips	26	18	81F	15	78F	90F	87F	78F	67F	90F	90F	90F	90F	90F	90F	90F	90F	90F	90F	90F	90F	90F	90F	90F	90F	90F	90F	90F	90F	90F	90F	90F	90F	90F	90F

"00" = 100 minutes played
F/M/D/G = starting position



NEW YORK RED BULLS

NEW YORK RED BULLS – GAME-BY-GAME LOG

Game #	Date	Opponent	Result	Score	Goals	Assists
Game #1	03/10/2018	NYR 4 vs POR 0	W			Mines 1 (Kaku 1, Etienne 1) 18; Wright-Phillips 1 (Davis 1, Bezecourt 1) 77; Rivas 1 (Bezecourt 2) 80; Rivas 2 (Lade 1, Wright-Phillips 1) 93+
Game #2	03/17/2018	NYR 0 at RSL 1	L			
Game #3	03/24/2018	NYR 3 vs MIN 0	W			Muyl 1 (Duncan 1) 15; Wright-Phillips 2 (Parker 1, Davis 2) 42; Wright-Phillips 3 (Muyl 1) 78
Game #4	03/31/2018	NYR 3 at ORL 4	L			Valot 1 (Kaku 2, Rzatkowski 1) 7; Etienne 1 (Valot 1) 24; Long 1 (Rzatkowski 2) 82
Game #5	04/14/2018	NYR 1 vs MTL 1	W			Wright-Phillips 4 (Valot 2) 5; Kaku 1 (Wright-Phillips 2) 57; Murillo 1 (Lawrence 1) 76
Game #6	04/21/2018	NYR 1 vs CHI 2	L			Wright-Phillips 5 (unassisted) 81
Game #7	04/28/2018	NYR 3 at LA 2	W			Royer 1 (Wright-Phillips 3, Kaku 3) 7; Valot 2 (Wright-Phillips 4, Kaku 4) 49; Kaku 2 (penalty kick) 84
Game #8	05/05/2018	NYR 4 vs NYC 0	W			Kaku 3 (unassisted) 2; Valot 3 (Kaku 5) 4; Wright-Phillips 6 (Kaku 6, Davis 3) 35; Etienne 2 (Valot 3, Adams 1) 79
Game #9	05/12/2018	NYR 2 at COL 1	W			Royer 2 (Wright-Phillips 5, Murillo 1) 5; Etienne 3 (Muyl 2, Kaku 7) 76
Game #10	05/20/2018	NYR 3 at ATL 1	W			Royer 3 (penalty kick) 42; Wright-Phillips 7 (Murillo 2, Kaku 8) 51; Wright-Phillips 8 (Kaku 9, Valot 4) 55
Game #11	05/26/2018	NYR 0 vs PHI 0	T			
Game #12	06/02/2018	NYR 1 at NE 2	L			Wright-Phillips 9 (Davis 4) 8
Game #13	06/09/2018	NYR 1 at CLB 1	T			Muyl 2 (Rzatkowski 3) 57
Game #14	06/13/2018	NYR 2 vs SEA 1	W			Royer 4 (Valot 5, Kutler 1) 37; Wright-Phillips 10 (Kutler 2, Davis 5) 52
Game #15	06/23/2018	NYR 3 vs DAL 0	W			Wright-Phillips 11 (Adams 2) 23; Long 2 (Davis 6) 39; Lawrence 1 (Kaku 10) 48
Game #16	07/01/2018	NYR 1 at TOR 0	W			Lawrence 2 (Long 1) 4
Game #17	07/08/2018	NYR 0 at NYC 1	L			
Game #18	07/14/2018	NYR 3 vs KC 2	W			Wright-Phillips 12 (Kaku 11) 4; Rzatkowski 1 (Adams 3) 72; Rzatkowski 2 (Davis 7) 79
Game #19	07/21/2018	NYR 2 vs NE 0	W			Royer 5 (Rzatkowski 4) 69; Wright-Phillips 13 (Kaku 12, Davis 8) 80
Game #20	07/25/2018	NYR 1 at DC 0	W			Wright-Phillips 14 (Kaku 13) 2
Game #21	07/28/2018	NYR 2 vs CLB 3	L			own goal (Mensah) 50; Royer 6 (Kaku 14, Adams 4) 69
Game #22	08/05/2018	NYR 2 vs LFC 1	W			Royer 7 (unassisted) 39; Royer 8 (Wright-Phillips 6, Rzatkowski 5) 80
Game #23	08/11/2018	NYR 1 at CHI 0	W			Wright-Phillips 15 (Royer 1) 55
Game #24	08/18/2018	NYR 2 at VAN 2	T			Royer 9 (Wright-Phillips 7, Adams 5) 5; Royer 10 (Adams 6) 90
Game #25	08/22/2018	NYR 1 at NYC 1	T			Wright-Phillips 16 (Royer 2, Adams 7) 37
Game #26	08/26/2018	NYR 1 vs DC 0	W			Kaku 4 (unassisted) 56
Game #27	08/29/2018	NYR 1 vs HOU 0	W			White 1 (Muyl 3) 55
Game #28	09/01/2018	NYR 0 at MTL 3	L			
Game #29	09/16/2018	NYR 3 at DC 3	T			Wright-Phillips 17 (unassisted) 41; Wright-Phillips 18 (Murillo 3) 76; Wright-Phillips 19 (Muyl 4, Long 2) 90
Game #30	09/22/2018	NYR 2 vs TOR 0	W			Kaku 5 (unassisted) 70; Etienne 4 (Wright-Phillips 8) 93+
Game #31	09/30/2018	NYR 2 vs ATL 0	W			Royer 11 (penalty kick) 39; Parker 1 (Muyl 5, Rzatkowski 6) 74
Game #32	10/06/2018	NYR 3 at SJ 1	W			Muyl 3 (unassisted) 29; Wright-Phillips 20 (unassisted) 32; Long 3 (Parker 2, Rzatkowski 7) 50
Game #33	10/21/2018	NYR 1 at PHI 0	W			Kaku 6 (penalty kick) 69
Game #34	10/28/2018	NYR 1 vs ORL 0	W			Etienne 5 (Murillo 4) 53



NEW YORK RED BULLS

NEW YORK RED BULLS - CUP COMPETITIONS - GAME-BY-GAME

#	Player	CONCACAF CHAMPIONS LEAGUE				CONCACAF CHAMPIONS LEAGUE				U.S. OPEN CUP			
		R16 OLIM	R162 OLIM	QF1 TIJU	QF2 TIJU	SF1 GUAD	SF2 GUAD	4R NYC	5R PHI	4R NYC	5R PHI	4R NYC	5R PHI
3	Kevin Politz												
4	Tyler Adams	90M	90M	80M	90M	90M	90M	90M	90M			90M	90M
5	Connor Lade			10								22	90M
6	Kyle Duncan												
7	Derrick Etienne Jr.	30	20	10	14	14	76M					90F	61F
8	Felipe Martins	90M											90M
10	Kaku			24									60F
11	Carlos Rivas	9	9		27	11	32	14					
17	Ben Mines												
18	Ryan Meara											90G	90M
19	Alex Muhl	60M	66M	90M	45M	61M						90M	
21	Tommy Redding												
22	Florian Valot			48	63M	29	90M					12	17
23	Cristian Casseres Jr.												
24	Evan Louro												
25	Stefano Bonomo												
26	Tim Parker			90D	90D	90D	90D	90D	90D			90D	
27	Sean Davis	81M	90M	90M	90M	90M	90M					78M	
29	Fidel Escobar												
31	Luis Robles	90G	90G	90G	90G	90G	90G	90G	90G			90G	
33	Aaron Long	90D	90D	90D	90D	90D	90D	90D	90D			60D	90G
41	Ethan Kutler											90D	
47	Hassan Ngam											90D	73D
62	Michael Amir Murillo	90D	90D	90D	90D	90D	90D	90D	90D				
77	Daniel Royer	73M	70M	80M	90M	76M	58M					90M	29
78	Aurelien Collin	90D	90D	90D	90D	73D						30	90D
88	Vincent Bezeourt											90M	
90	Marc Rzatkowski	17	90M	42M	45							90M	90F
92	Kemar Lawrence	90D	90D	90D	90M	90M	90D	90D	90D			68D	90M
99	Bradley Wright-Phillips	90F	81F	90F	79F	90F	90F	90F	90F				30
CONCACAF CHAMPIONS LEAGUE													
R16(1)	02/22/2018	NYR 1	at OLIMPA 1	T									
R16(2)	03/01/2018	NYR 2	vs OLIMPA 0	W									
QF1	03/06/2018	NYR 2	at TIJUNA 0	W									
QF2	03/13/2018	NYR 3	vs TIJUNA 1	W									
SF1	04/04/2018	NYR 0	at CDGUAD 1	L									
SF2	04/10/2018	NYR 0	vs CDGUAD 0	T									
U.S. OPEN CUP													
4R	06/06/2018	NYR 4	vs NYC 0	W									
5R	06/16/2018	NYR 1	at PHI 2	L									

U.S. OPEN CUP
 4R 06/06/2018 NYR 4 vs NYC 0 W Bezeourt (Lawrence) 2; Long (Rzatkowski) 52; Royer (Muhl) 87; Royer (unassisted) 89
 5R 06/16/2018 NYR 1 at PHI 2 L Wright-Phillips (Kaku) 77

CONCACAF CHAMPIONS LEAGUE
 R16(1) 02/22/2018 NYR 1 at OLIMPA 1 T Royer (Wright-Phillips) 31
 R16(2) 03/01/2018 NYR 2 vs OLIMPA 0 W Wright-Phillips (unassisted) 54; Davis (Adams) 64
 QF1 03/06/2018 NYR 2 at TIJUNA 0 W Wright-Phillips (unassisted) 9; Wright-Phillips (Valot) 67
 QF2 03/13/2018 NYR 3 vs TIJUNA 1 W Adams (Murrillo) 28; Rzatkowski (Wright-Phillips) 70; Romero Gamarra (Wright-Phillips) 76
 SF1 04/04/2018 NYR 0 at CDGUAD 1 L
 SF2 04/10/2018 NYR 0 vs CDGUAD 0 T





PHILADELPHIA UNION

2018 RECORD

	GP	W-L-T	PTS	GF	GA
Union	34	15-14-5	50	49	50

RECORD at TALEN ENERGY STADIUM

	GP	W-L-T	PTS	GF	GA
	17	9-6-2	29	29	20

RECORD on road

	GP	W-L-T	PTS	GF	GA
	17	6-8-3	21	20	30

RECORD at the half

	W	L	T
LEADING	9	1	0
TIED	6	6	4
TRAILING	0	7	1

RECORD with the first goal

	W	L	T
SCORING	13	2	0
CONCEDING	2	12	2

TEAM COMPARISONS

	FOR	AGAINST
GOALS SCORED	1.44 (15th)	1.47 (9th)
TOTAL SHOTS	13.94 (9th)	12.56 (7th)
SHOTS ON GOAL	4.94 (12th)	5.18 (15th)
SHOOTING ACCURACY	35.4% (17th)	41.1% (22nd)
SCORING %AGE	10.3% (19th)	11.7% (9th)
FOULS	10.91 (18th)	11.88 (15th)
CORNER KICKS	5.56 (6th)	4.88 (9th)
OFFSIDE	1.65 (18th)	2.00 (13th)

GOALS SCORED IN GAME

GP	0	1	2	3	4+	TOT	AVG
34	12	8	6	4	4	49	1.44

GOALS ALLOWED IN GAME

GP	0	1	2	3	4+	TOT	AVG
34	11	7	7	7	2	50	1.47

GOALS BY INTERVALS

	TOT	0-15	16-30	31-45+	46-60	61-75	76-90+
FOR	49	4	7	11	5	10	12
AGAINST	50	5	5	7	10	11	12

WHERE THE GOALS COME FROM

	FOR	AGAINST
GOALS SCORED	49	50
MINUTES PER GOAL	62	61

HOW SCORED

RIGHT FOOT	33	32
LEFT FOOT	9	12
HEADERS	7	6
OTHER	0	0


TYPE OF PLAY

OPEN PLAY	28	30
CROSS	8	0
CORNER	5	4
REBOUND	1	4
PENALTIES	5	8
DIRECT FROM FREE KICK	0	0
FREE KICK (INDIRECT)	2	3
OWN GOALS	0	1

DISTANCE

INSIDE GOAL AREA	9	8
INSIDE PENALTY AREA	36	38
OUTSIDE PENALTY AREA	4	4

PRIMARY TEAM





PHILADELPHIA UNION

No.	Player	Pos	Ht	Wt	Birthdate	Birthplace	2018				CAREER				
							GP	GS	G	A	GP	GS	G	A	
1	John McCarthy	GK	6-3	195	07/04/1992	Philadelphia, PA	1	1	0	0	21	21	0	0	
MLS Season: 4. Last club: Rochester Rhinos (USL). College: LaSalle Univ.															
2	Warren Creavalle	MF	5-10	165	08/14/1990	Brooklyn, NY	17	6	0	1	140	81	5	6	
MLS Season: 9. Last club: Toronto FC. 2012 SuperDraft: Round 2, Pick 37 (Univ. of Central Florida). International: Guyana 3/0															
3	Jack Elliott	DF	6-5	180	08/25/1995	London, England	17	16	2	0	47	45	3	1	
MLS Season: 2. 2017 SuperDraft: Round 4, Pick 77 (Univ. of West Virginia)															
4	Mark McKenzie	DF	6-0	185	02/25/1999	Bronx, NY	19	18	0	0	19	18	0	0	
Homegrown Player. MLS Season: 1. College: Wake Forest Univ.															
5	Olivier Mbaizo	DF	5-10	155	08/15/1997	Douala, Cameroon	1	1	0	0	1	1	0	0	
MLS Season: 4. Last club: Rainbow FC (Cameroon)															
6	Haris Medunjanin	MF	6-1	190	03/08/1985	Sarajevo, Yugoslavia	30	29	2	7	64	63	4	19	
MLS Season: 2. Last club: Maccabi Tel Aviv (Israel)															
7	David Accam	MF	5-8	152	09/28/1990	Accra, Ghana	23	13	1	0	101	79	34	15	
MLS Season: 4. Last club: Chicago Fire. International: Ghana 9/1															
8	Derrick Jones	MF	6-4	182	03/03/1997	Bantama, Ghana	12	3	0	0	24	11	0	0	
Homegrown Player. MLS Season: 3.															
9	Fafa Picault	MF	5-8	140	02/23/1991	New York, NY	29	24	10	5	57	47	17	8	
MLS Season: 2. Last club: FC St. Pauli (Germany). International: USA 2/0															
10	Borek Dockal	MF	6-0	159	09/30/1988	Mestec Kralove, Czechoslovakia	31	30	5	18	31	30	5	18	
MLS Season: 1. Last club: Henan Jianye (China). International: Czech Republic 36/6															
11	Alejandro Bedoya	MF	5-11	169	04/29/1987	Englewood, NJ	33	31	3	6	71	69	6	10	
MLS Season: 3. Last club: Nantes FC (France). International: USA 66/2															
12	Keegan Rosenberry	DF	5-9	164	12/11/1993	Harrisburg, PA	32	31	1	3	80	76	3	6	
MLS Season: 3. 2016 SuperDraft: Round 1, Pick 3 (Georgetown Univ.)															
14	Fabian Herbers	MF	5-11	162	08/17/1993	Ahaus, Germany	9	5	0	0	53	22	4	9	
MLS Season: 3. 2016 SuperDraft: Round 1, Pick 6 (Creighton Univ.)															
15	Joshua Yaro	DF	5-10	159	11/18/1994	Kumasi, Ghana	0	0	0	0	23	19	0	0	
MLS Season: 3. 2016 SuperDraft: Round 1, Pick 2 (Georgetown Univ.)															
16	Richard Marquez	DF	6-3	198	05/26/1992	Panama, CA	0	0	0	0	69	66	3	0	
MLS Season: 5. 2014 SuperDraft: Round 3, Pick 44 (Univ. of Redlands)															
17	CJ Sapong	FW	6-1	185	12/27/1988	Manassas, VA	32	29	4	3	233	177	56	23	
MLS Season: 8. Last club: Sporting Kansas City. 2011 SuperDraft: Round 1, Pick 10 (James Madison Univ.)															
18	Andre Blake	GK	6-1	170	11/21/1990	Mary Pen, Jamaica	33	33	0	0	98	98	0	0	
MLS Season: 5. 2014 SuperDraft: Round 1, Pick 1 (Univ. of Connecticut). International: Jamaica 33/0															
19	Cory Burke	FW	6-1	180	12/18/1991	Kingston, Jamaica	29	15	10	1	29	15	10	1	
MLS Season: 1. Last club: Bethlehem Steel (USL). International: Jamaica 14/4															
20	Marcus Epps	MF	6-0	156	01/16/1995	Jackson, MS	13	8	1	2	32	15	3	3	
MLS Season: 2. 2017 SuperDraft: Round 2, Pick 25 (Univ. of South Florida)															
21	Anthony Fontana	MF	5-11	159	10/14/1999	Newark, DE	5	1	1	0	5	1	1	0	
Homegrown Player. MLS Season: 1. Last club: Bethlehem Steel (USL)															
23	Kacper Przybylko	FW	6-4	194	03/25/1993	Bielefeld, Germany	0	0	0	0	0	0	0	0	
MLS Season: 1. Last club: 1. FC Kaiserslautern (Germany)															
24	Adam Najem	MF	5-8	155	01/19/1995	Wayne, NJ	0	0	0	0	5	1	0	0	
MLS Season: 1. College: Univ. of Akron. International: Afghanistan 1/0															
25	Ilsinho	MF	5-11	207	10/12/1985	Sao Bernardo do Campo, Brazil	23	9	6	2	75	47	14	9	
MLS Season: 3. Last club: Shakhtar Donetsk (Ukraine). International: Brazil 1/0															
26	Auston Trusty	DF	6-3	181	08/12/1998	Media, PA	34	34	1	1	34	34	1	1	
Homegrown Player. MLS Season: 3. Last club: Bethlehem Steel (USL)															
27	Jay Simpson	FW	5-10	188	12/01/1988	London, England	8	1	2	0	30	5	3	0	
MLS Season: 2. Last club: Leyton Orient (England)															
28	Raymon Gaddis	DF	5-9	143	01/13/1990	Indianapolis, IN	28	25	0	2	172	162	0	8	
MLS Season: 7. 2012 SuperDraft: Round 2, Pick 35 (Univ. of West Virginia)															
32	Matthew Real	DF	5-9	156	07/10/1999	Drexel Hill, PA	3	3	0	0	3	3	0	0	
Homegrown Player. MLS Season: 1. Last club: Bethlehem Steel (USL)															
33	Fabinho	DF	5-7	163	03/16/1985	Ariquemes, Brazil	11	8	0	0	121	110	2	15	
MLS Season: 6. Last club: Sydney FC (Australia)															
ON LOAN															
29	Jake McGuire	GK	6-2	171	09/02/1994	Pomona, CA	0	0	0	0	0	0	0	0	
MLS Season: 2. College: Tulsa Univ.															

HEAD COACH : Jim Curtin

06/23/1979

W54 L64 T36



PHILADELPHIA UNION

PHILADELPHIA UNION PLAYOFF HISTORY

vs. Team	No. of Series		GP	W-L-T	OT	ShO	GF	GA	Last		Series Result
	Series	W-L							Mtg.	Round	
Houston	1	0-1	2	0-2-0	0-0-0	0-0	1	3	2011	Quarterfinals	Lost 2 games to 0
Toronto FC	1	0-1	1	0-1-0	0-0-0	0-0	1	3	2016	Wild Card	Lost 1 games to 0
TOTALS	2	0-2	3	0-3-0	0-0-0	0-0	2	6			

PHILADELPHIA UNION - ALL-TIME POSTSEASON RESULTS

DATE	OPPONENT	RESULT	ATT.	W-L-T	RD.	NOTES:
10/30/2011	Houston	L 1-2	18,539	0-1-0	QTR	PHI: Le Toux (7); HOU: Hainault (5) Carr (30)
11/03/2011	at Houston	L 0-1	24,749	0-2-0	QTR	HOU: Ching (45)
10/26/2016	at Toronto FC	L 1-3	21,759	0-1-0	WC	PHI: Bedoya (73); TOR: Giovinco (15) Osorio (48) Altidore (85)



PHILADELPHIA UNION

ALL-TIME PHILADELPHIA UNION POSTSEASON STATISTICS (0-3-0, 0 PTS.)

PLAYER	GP	GS	MIN	G	A
Alejandro Bedoya	1	1	90	1	0
Sebastien Le Toux	2	2	180	1	0
Michael Farfan	2	2	180	0	1
Ilsinho	1	0	31	0	1
Justin Mapp	2	1	92	0	1
Richard Marquez	1	1	90	0	1
Freddy Adu	2	0	37	0	0
Roland Alberg	1	0	20	0	0
Tranquillo Barnetta	1	1	90	0	0
Andre Blake	1	1	90	0	0
Danny Califf	2	2	180	0	0
Brian Carroll	2	2	180	0	0
Warren Creavalle	1	1	90	0	0
Charlie Davies	1	0	6	0	0
Fabinho	1	1	90	0	0
Gabriel Farfan	2	2	157	0	0
Fabian Herbers	1	1	59	0	0
Jack McInerney	2	1	118	0	0
Stefani Miglioranzi	1	1	62	0	0
Faryd Mondragon	2	2	180	0	0
Danny Mwanga	2	2	142	0	0
Veljko Paunovic	1	1	67	0	0
Chris Pontius	1	1	90	0	0
Keegan Rosenberry	1	1	84	0	0
CJ Sapong	1	1	70	0	0
Roger Torres	2	0	45	0	0
Ken Tribbett	1	1	90	0	0
Carlos Valdes	2	2	180	0	0
Sheanon Williams	2	2	180	0	0
Team totals	3	3	270	2	4
Opponent totals	3	3	270	6	6

UNION INDIVIDUAL GOALKEEPING						
GOALKEEPER	GP	GS	SV	GA	GAA	SO
Faryd Mondragon	2	2	7	3	1.50	0
Andre Blake	1	1	3	3	3.00	0
Team totals	3	3	10	6	2.00	0
Opponent totals	3	3	16	2	0.67	1



PHILADELPHIA UNION

CAREER POSTSEASON STATISTICS FOR CURRENT PHILADELPHIA UNION PLAYERS

UNF	POS	PLAYER	GP	GS	MIN	G	A	SHT	SOG	PKG	PKA	SKG	SKA	FC	FS	OFF	CK	C	E
7	F-M	David Accam	1	1	90	0	0	0	0	0	0	0	0	2	3	0	0	0	0
33	D	Fabinho	1	1	90	0	0	0	0	0	0	0	0	1	1	0	0	0	0
11	M	Alejandro Bedoya	1	1	90	1	0	1	1	0	0	0	0	2	0	0	0	1	0
2	M	Warren Creavalle	7	6	486	0	0	1	0	0	0	0	0	4	8	0	0	0	0
14	M-F	Fabian Herbers	1	1	59	0	0	0	0	0	0	0	0	1	0	0	0	0	0
16	D	Richard Marquez	1	1	90	0	1	0	0	0	0	0	0	0	0	0	0	0	0
25	M	Ilsinho	1	0	31	0	1	0	0	0	0	0	0	1	0	0	0	0	0
12	D	Keegan Rosenberry	1	1	84	0	0	0	0	0	0	0	0	0	0	0	0	0	0
17	F	CJ Sapong	12	11	1027	2	1	26	12	0	0	1	1	22	32	3	0	1	0

UNF	POS	GOALKEEPER	GP	GS	MIN	SHTS	SV	GA	GAA	PKG	PKA	SKG	SKA	W	L	T	SO
18	GK	Andre Blake	1	1	90	1	3	3	3.00	0	0	0	0	0	1	0	0



PHILADELPHIA UNION

PHILADELPHIA UNION INDIVIDUAL HIGH GAMES (2018)

Goals
2 5 times

Assists
2 8 times

Shots
8 Fafa Picault 09/01/2018 at ORL T 2-2

Shots on Goal
4 Jay Simpson 09/23/2018 vs. KC W 2-0

Fouls Committed
5 Cory Burke 07/11/2018 at CHI W 4-3
5 Cory Burke 09/15/2018 vs. MTL L 1-4
5 Derrick Jones 09/19/2018 at SEA W 1-0

Fouls Suffered
6 CJ Sapong 09/29/2018 at CLB T 0-0

Offside
3 David Accam 05/04/2018 at TOR L 0-3
3 David Accam 09/23/2018 vs. KC W 2-0

Saves
8 Andre Blake 04/21/2018 at DAL L 0-2

Shots Faced
10 Andre Blake 04/21/2018 at DAL L 0-2
10 Andre Blake 07/21/2018 vs. LA L 1-3

Goals Allowed
4 Andre Blake 06/30/2018 at LFC L 1-4
4 Andre Blake 09/15/2018 vs. MTL L 1-4

TEAM HIGH GAMES (2018)

Goals
5 10/06/2018 vs. MIN W 5-1

Assists
7 05/19/2018 vs. RSL W 4-1
7 10/06/2018 vs. MIN W 5-1

Shots
25 06/23/2018 vs. VAN W 4-0

Shots on Goal
11 06/23/2018 vs. VAN W 4-0

Fouls Committed
19 09/19/2018 at SEA W 1-0

Fouls Suffered
19 07/25/2018 at HOU W 3-1

Corner Kicks
14 04/13/2018 vs. ORL L 0-2

Offside
9 06/30/2018 at LFC L 1-4

Saves
8 04/21/2018 at DAL L 0-2

Shots Faced
10 04/21/2018 at DAL L 0-2
10 06/02/2018 at ATL L 1-3
10 07/21/2018 vs. LA L 1-3

Goals Allowed
4 06/30/2018 at LFC L 1-4
4 09/15/2018 vs. MTL L 1-4

TEAM LOW GAMES (2018)

Shots
5 05/04/2018 at TOR L 0-3
5 05/09/2018 at CLB L 0-1
5 06/02/2018 at ATL L 1-3

Shots on Goal
0 09/29/2018 at CLB T 0-0

Fouls Committed
5 08/11/2018 at NE W 3-2

Fouls Suffered
5 04/21/2018 at DAL L 0-2
5 04/28/2018 vs. DC W 3-2

Corner Kicks
2 03/17/2018 vs. CLB T 0-0
2 04/21/2018 at DAL L 0-2
2 05/09/2018 at CLB L 0-1
2 09/19/2018 at SEA W 1-0

Offside
0 10 times

Saves
0 04/13/2018 vs. ORL L 0-2
0 06/23/2018 vs. VAN W 4-0

Shots Faced
0 06/23/2018 vs. VAN W 4-0

PHILADELPHIA UNION INDIVIDUAL POSTSEASON HIGH GAMES (2011-16)

Goals
1 Sebastien Le Toux 10/30/2011 vs. HOU L 1-2
1 Alejandro Bedoya 10/26/2016 at TOR L 1-3

Assists
1 Michael Farfan 10/30/2011 vs. HOU L 1-2
1 Justin Mapp 10/30/2011 vs. HOU L 1-2
1 Richard Marquez 10/26/2016 at TOR L 1-3
1 Ilsinho 10/26/2016 at TOR L 1-3

Shots
4 Freddy Adu 10/30/2011 vs. HOU L 1-2
4 Chris Pontius 10/26/2016 at TOR L 1-3

Shots on Goal
2 Freddy Adu 10/30/2011 vs. HOU L 1-2
2 Roger Torres 10/30/2011 vs. HOU L 1-2
2 Carlos Valdes 10/30/2011 vs. HOU L 1-2

Fouls Committed
5 Tranquillo Barnetta 10/26/2016 at TOR L 1-3

Fouls Suffered
3 Gabriel Farfan 10/30/2011 vs. HOU L 1-2
3 Jack McInerney 11/03/2011 at HOU L 0-1
3 Warren Creavalle 10/26/2016 at TOR L 1-3

Offside
1 Sebastien Le Toux 10/30/2011 vs. HOU L 1-2
1 Sheanon Williams 10/30/2011 vs. HOU L 1-2
1 Danny Mwanga 11/03/2011 at HOU L 0-1

Saves
4 Faryd Mondragon 11/03/2011 at HOU L 0-1

Shots Faced
5 Faryd Mondragon 10/30/2011 vs. HOU L 1-2
5 Faryd Mondragon 11/03/2011 at HOU L 0-1
5 Andre Blake 10/26/2016 at TOR L 1-3

Goals Allowed
3 Andre Blake 10/26/2016 at TOR L 1-3

TEAM HIGH GAMES (2011-16)

Goals
1 10/30/2011 vs. HOU L 1-2
1 10/26/2016 at TOR L 1-3

Assists
2 10/30/2011 vs. HOU L 1-2
2 10/26/2016 at TOR L 1-3

Shots
23 10/30/2011 vs. HOU L 1-2

Shots on Goal
11 10/30/2011 vs. HOU L 1-2

Fouls Committed
16 10/26/2016 at TOR L 1-3

Fouls Suffered
12 10/30/2011 vs. HOU L 1-2

Corner Kicks
9 10/30/2011 vs. HOU L 1-2

Offside
2 10/30/2011 vs. HOU L 1-2

Saves
4 11/03/2011 at HOU L 0-1

Shots Faced
6 10/30/2011 vs. HOU L 1-2

Goals Allowed
3 10/26/2016 at TOR L 1-3

TEAM LOW GAMES (2011-16)

Shots
8 10/26/2016 at TOR L 1-3

Shots on Goal
3 10/26/2016 at TOR L 1-3

Fouls Committed
11 10/30/2011 vs. HOU L 1-2

Fouls Suffered
9 11/03/2011 at HOU L 0-1
9 10/26/2016 at TOR L 1-3

Corner Kicks
4 10/26/2016 at TOR L 1-3

Offside
0 10/26/2016 at TOR L 1-3

Saves
2 10/26/2016 at TOR L 1-3

Shots Faced
5 11/03/2011 at HOU L 0-1
5 10/26/2016 at TOR L 1-3



PHILADELPHIA UNION

2018 PHILADELPHIA UNION STATISTICS (15-14-5, 50 pts.)

UNF	POS	PLAYER	GP	GS	MIN	G	A	SHT	SOG	FC	FS	OFF	CK	C	E
9	M	Fafa Picault	29	24	2190	10	5	70	33	26	33	8	5	7	0
19	F	Cory Burke	29	15	1427	10	1	61	19	48	35	9	0	4	1
25	M	Ilsinho	23	9	985	6	2	23	8	13	18	2	7	1	0
10	M	Borek Dockal	31	30	2397	5	18	44	19	22	23	2	95	1	0
17	F	CJ Sapong	32	29	2321	4	3	53	21	50	65	9	1	3	0
11	M	Alejandro Bedoya	33	31	2777	3	6	40	13	41	17	7	1	6	1
6	M	Haris Medunjanin	30	29	2530	2	7	44	9	18	7	0	70	5	1
3	D	Jack Elliott	17	16	1430	2	0	7	3	21	9	0	0	6	1
27	F	Jay Simpson	8	1	159	2	0	6	4	1	3	0	0	0	0
12	D	Keegan Rosenberry	32	31	2773	1	3	31	10	29	14	1	7	3	0
20	M	Marcus Epps	13	8	609	1	2	10	3	2	7	1	0	0	0
26	D	Auston Trusty	34	34	3060	1	1	10	2	41	13	1	0	4	0
7	M	David Accam	23	13	1213	1	0	37	14	20	22	14	1	3	0
21	M	Anthony Fontana	5	1	98	1	0	5	1	4	2	0	2	0	0
28	D	Raymon Gaddis	28	25	2298	0	2	11	5	12	26	0	0	1	0
2	M	Warren Creavalle	17	6	681	0	1	3	1	10	11	1	0	2	0
18	G	Andre Blake	33	33	2970	0	0	0	0	1	4	0	0	2	0
33	D	Fabinho	11	8	714	0	0	2	0	8	8	1	0	1	0
14	M	Fabian Herbers	9	5	428	0	0	5	1	6	7	0	0	0	0
8	M	Derrick Jones	12	3	385	0	0	6	1	11	9	0	0	2	0
5	D	Olivier Mbaizo	1	1	85	0	0	0	0	1	1	0	0	1	0
1	G	John McCarthy	1	1	90	0	0	0	0	0	1	0	0	0	0
4	D	Mark McKenzie	19	18	1629	0	0	5	1	14	7	0	0	4	0
32	D	Matthew Real	3	3	236	0	0	1	0	5	2	0	0	1	0
16	D	Richard Marquez	0	0	0	0	0	0	0	0	0	0	0	0	0
29	G	Jake McGuire	0	0	0	0	0	0	0	0	0	0	0	0	0
24	M	Adam Najem	0	0	0	0	0	0	0	0	0	0	0	0	0
23	F	Kacper Przybylko	0	0	0	0	0	0	0	0	0	0	0	0	0
15	D	Joshua Yaro	0	0	0	0	0	0	0	0	0	0	0	0	0
		Team totals	34	34	3060	49	51	474	168	404	371	56	189	57	4
		Opponent totals	34	34	3060	50	49	428	176	371	404	68	166	49	8

GAME-WINNING GOALS: Cory Burke 5, Borek Dockal 3, Fafa Picault 2, Jay Simpson 1, CJ Sapong 1
Anthony Fontana 1, Alejandro Bedoya 1, David Accam 1

GAME-WINNING ASSISTS: Borek Dockal 5, Alejandro Bedoya 3, Haris Medunjanin 2, Raymon Gaddis 2
Auston Trusty 1, CJ Sapong 1, Keegan Rosenberry 1, Ilsinho 1, Marcus Epps 1

PENALTY KICK GOALS/ATTEMPTS: Fafa Picault 3-4, CJ Sapong 0-1, Ilsinho 1-1, Borek Dockal 1-1

PHILADELPHIA UNION INDIVIDUAL GOALKEEPING

UNF	POS	GOALKEEPER	GP	GS	MIN	SHTS	SV	GA	GAA	PG	PA	W	L	T	SO
1	G	John McCarthy	1	1	90	6	6	0	0.00	0	0	1	0	0	1
18	G	Andre Blake	33	33	2970	170	118	50	1.52	8	8	14	14	5	10
		Team totals	34	34	3060	176	124	50	1.47	8	8	15	14	5	11
		Opponent totals	34	34	3060	168	115	49	1.44	5	7	14	15	5	12

* = Played with other teams in 2018. Only Philadelphia Union statistics listed here.



PHILADELPHIA UNION

PHILADELPHIA UNION 2018 SCHEDULE

DAY	DATE	OPPONENT	RESULT	ATT.	W-L-T	POS.	PTS	NOTES:
Sat.	Mar. 3	New England	W 2-0	16,452	1-0-0	T1	3	PHI: Fontana (43) Sapong (69)
Sat.	Mar. 17	Columbus	T 0-0	15,323	1-0-1	4	4	
Sat.	Mar. 31	at Colorado	L 0-3	10,790	1-1-1	T7	4	COL: Badji (53,61,87)
Sat.	Apr. 7	San Jose	T 1-1	14,795	1-1-2	7	5	PHI: Bedoya (64); SJ: Eriksson (37)
Fri.	Apr. 13	Orlando City SC	L 0-2	16,032	1-2-2	8	5	ORL: Dwyer (38) Mueller (45)
Sat.	Apr. 21	at FC Dallas	L 0-2	13,326	1-3-2	T9	5	DAL: Diaz (64) Urruti (74)
Sat.	Apr. 28	D.C. United	W 3-2	16,493	2-3-2	T7	8	PHI: Ilsinho (37) Sapong (60) Dockal (72); DC: Stieber (7) Mattocks (70)
Fri.	May 4	at Toronto FC	L 0-3	24,728	2-4-2	T7	8	TOR: Vazquez (28) Giovinco (65) Chapman (89)
Wed.	May 9	at Columbus	L 0-1	7,683	2-5-2	9	8	CLB: Zardes (53)
Sat.	May 12	at Montreal	W 2-0	17,140	3-5-2	T7	11	PHI: Burke (43) Medunjanin (88)
Sat.	May 19	Real Salt Lake	W 4-1	16,019	4-5-2	7	14	PHI: Epps (21) Dockal (34) Ilsinho (74) Rosenberry (81); RSL: Kreilach (65)
Sat.	May 26	at New York Red B	T 0-0	17,814	4-5-3	7	15	
Wed.	May 30	Chicago	W 3-1	14,805	5-5-3	7	18	PHI: Ilsinho (44) Burke (51) Dockal (87); CHI: Gordon (56)
Sat.	June 2	at Atlanta	L 1-3	45,140	5-6-3	7	18	PHI: Picault (52); ATL: Martinez (21,49,83)
Fri.	June 8	Toronto FC	L 0-2	16,493	5-7-3	7	18	TOR: Osorio (19,79)
Sat.	June 23	Vancouver	W 4-0	15,250	6-7-3	6	21	PHI: Dockal (24,71) Ilsinho (74) Picault (95+)
Sat.	June 30	at Los Angeles FC	L 1-4	22,000	6-8-3	T7	21	PHI: Picault (45); LFC: Diomande (25,43,55) Blessing (96+)
Sat.	July 7	Atlanta	L 0-2	17,025	6-9-3	8	21	ATL: Martinez (58) Villalba (76)
Wed.	July 11	at Chicago	W 4-3	12,008	7-9-3	T6	24	PHI: Medunjanin (31) Burke (48+,73) Accam (95+); CHI: Nikolic (39) Katai (69) Schweinsteiger (94+)
Sat.	July 21	LA Galaxy	L 1-3	19,013	7-10-3	7	24	PHI: Sapong (29); LA: Kamara (48) Ibrahimovic (63) Ciani (82)
Wed.	July 25	at Houston	W 3-1	13,094	8-10-3	7	27	PHI: Bedoya (34) Burke (70) Picault (96+); HOU: Manotas (10)
Sat.	Aug. 4	at Portland	L 0-3	21,144	8-11-3	7	27	POR: Valeri (58) Asprilla (84) Guzman (87)
Sat.	Aug. 11	at New England	W 3-2	19,516	9-11-3	T5	30	PHI: Elliott (14,24) Picault (76); NE: Farrell (46) Zahibo (64)
Sat.	Aug. 18	New York City FC	W 2-0	17,594	10-11-3	T5	33	PHI: Burke (57) Ilsinho (76)
Sat.	Aug. 25	New England	W 1-0	18,052	11-11-3	5	36	PHI: Burke (53)
Wed.	Aug. 29	at D.C. United	W 2-0	17,692	12-11-3	5	39	PHI: Sapong (29) Picault (61)
Sat.	Sept. 1	at Orlando City S	T 2-2	22,912	12-11-4	5	40	PHI: Burke (32) Picault (88); ORL: Dwyer (9) Sutter (91+)
Sat.	Sept. 15	Montreal	L 1-4	18,024	12-12-4	5	40	PHI: Trusty (11); MTL: Silva (28,76) Taider (39) Amarikwa (63)
Wed.	Sept. 19	at Seattle	W 1-0	39,536	13-12-4	5	43	PHI: Picault (93+)
Sun.	Sept. 23	Sporting KC	W 2-0	15,080	14-12-4	5	46	PHI: Simpson (71,89)
Sat.	Sept. 29	at Columbus	T 0-0	12,441	14-12-5	5	47	
Sat.	Oct. 6	Minnesota	W 5-1	16,334	15-12-5	4	50	PHI: Burke (8) Bedoya (17) Picault (23,44) Ilsinho (79); MIN: Quintero (54)
Sun.	Oct. 21	New York Red Bull	L 0-1	18,021	15-13-5	T4	50	NYR: Kaku (69)
Sun.	Oct. 28	at New York City	L 1-3	26,441	15-14-5	6	50	PHI: Burke (14); NYC: Chanot (8) own goal (10) Villa (34)



PHILADELPHIA UNION

PHILADELPHIA UNION – GAME-BY-GAME

#	Player	1	2	3	4	5	6	7	8	9	10	11	12	13	14	15	16	17	18	19	20	21	22	23	24	25	26	27	28	29	30	31	32	33	34	
1	John McCarthy	90D	90D	90D	90D	52D	2	90D	90D	90D	27	67	90M	90M	90M	24	5	2	90M	13	2	1	1	90D	90D	90D	90D	90D	90D	89D	90M	74M	13	90G		
2	Warren Creavalle																																			
3	Jack Elliott					38	90D				29	90D	90D	61D	90D	90D	90D	90D	90D	90D	90D	90D	90D	90D	90D	90D	90D	90D	90D	90D	90D	90D	90D	90D	90D	90D
4	Mark McKenzie																																			
5	Olivier Mbaizo																																			
6	Haris Medunjanin																																			
7	David Accam																																			
8	Derrick Jones																																			
9	Fafa Picault																																			
10	Borek Dockal																																			
11	Alejandro Bedoya																																			
12	Keegan Rosenberry																																			
13	Fabian Herbers																																			
14	Joshua Yaro																																			
15	Richard Marquez																																			
16	CJ Sapong																																			
17	Andre Blake																																			
18	Cory Burke																																			
19	Marcus Epps																																			
20	Anthony Fontana																																			
21	Kacper Przybylko																																			
22	Adam Najem																																			
23	Auston Trusty																																			
24	Jay Simpson																																			
25	Raymon Gaddis																																			
26	Jake McGuire																																			
27	Eric Ayuk																																			
28	Matthew Real																																			
29	Fabinho																																			
30																																				
31																																				
32																																				
33																																				

"00" = 100 minutes played
F/M/D/G = starting position



PHILADELPHIA UNION

PHILADELPHIA UNION – GAME-BY-GAME LOG

Game #1	03/03/2018	PHI 2 vs NE 0	W	Fontana 1 (Sapong 1, Bedoya 1) 43; Sapong 1 (Burke 1) 69
Game #2	03/17/2018	PHI 0 vs CLB 0	T	
Game #3	03/31/2018	PHI 0 at COL 3	L	
Game #4	04/07/2018	PHI 1 vs SU 1	T	Bedoya 1 (Picault 1, Dockal 1) 64
Game #5	04/13/2018	PHI 0 vs ORL 2	L	
Game #6	04/21/2018	PHI 0 at DAL 2	L	
Game #7	04/28/2018	PHI 3 vs DC 2	W	Ilsinho 1 (Rosenberry 1) 37; Sapong 2 (Bedoya 2, Medunjanin 1) 60; Dockal 1 (unassisted) 72
Game #8	05/04/2018	PHI 0 at TOR 3	L	
Game #9	05/09/2018	PHI 0 at CLB 1	L	
Game #10	05/12/2018	PHI 2 at MTL 0	W	Burke 1 (Gaddis 1, Dockal 2) 43; Medunjanin 1 (unassisted) 88
Game #11	05/19/2018	PHI 4 vs RSL 1	W	Epps 1 (Picault 2) 21; Dockal 2 (Bedoya 3, Epps 1) 34; Ilsinho 2 (Dockal 3, Epps 2) 74; Rosenberry 1 (Ilsinho 1, Dockal 4) 81
Game #12	05/26/2018	PHI 0 at NVR 0	T	
Game #13	05/30/2018	PHI 3 vs CHI 1	W	Ilsinho 3 (Dockal 5) 44; Burke 2 (Dockal 6, Gaddis 2) 51; Dockal 3 (penalty kick) 87
Game #14	06/02/2018	PHI 1 at ATL 3	L	Picault 1 (Creavaille 1) 52
Game #15	06/08/2018	PHI 0 vs TOR 2	L	
Game #16	06/23/2018	PHI 4 vs VAN 0	W	Dockal 4 (Ilsinho 2) 24; Dockal 5 (Bedoya 4) 71; Ilsinho 4 (penalty kick) 74; Picault 2 (penalty kick) 95+
Game #17	06/30/2018	PHI 1 at LFC 4	L	Picault 3 (unassisted) 45
Game #18	07/07/2018	PHI 0 vs ATL 2	L	
Game #19	07/11/2018	PHI 4 at CHI 3	W	Medunjanin 2 (unassisted) 31; Burke 3 (Picault 3) 48+; Burke 4 (unassisted) 73; Accam 1 (Medunjanin 2) 95+
Game #20	07/21/2018	PHI 1 vs LA 3	L	Sapong 3 (Dockal 7) 29
Game #21	07/25/2018	PHI 3 at HOU 1	W	Bedoya 2 (Dockal 8) 34; Burke 5 (Dockal 9) 70; Picault 4 (penalty kick) 96+
Game #22	08/04/2018	PHI 0 at POR 3	L	
Game #23	08/11/2018	PHI 3 at NE 2	W	Elliott 1 (Medunjanin 3, Dockal 10) 14; Elliott 2 (unassisted) 24; Picault 5 (penalty kick) 76
Game #24	08/18/2018	PHI 2 vs NYC 0	W	Burke 6 (Dockal 11) 57; Ilsinho 5 (Dockal 12) 76
Game #25	08/25/2018	PHI 1 vs NE 0	W	Burke 7 (Medunjanin 4) 53
Game #26	08/29/2018	PHI 2 at DC 0	W	Sapong 4 (unassisted) 29; Picault 6 (Sapong 2, Dockal 13) 61
Game #27	09/01/2018	PHI 2 at ORL 2	T	Burke 8 (Dockal 14) 32; Picault 7 (Medunjanin 5) 88
Game #28	09/15/2018	PHI 1 vs MTL 4	L	Trusty 1 (Dockal 15, Medunjanin 6) 11
Game #29	09/19/2018	PHI 1 at SEA 0	W	Picault 8 (unassisted) 93+
Game #30	09/23/2018	PHI 2 vs KC 0	W	Simpson 1 (Bedoya 5, Trusty 1) 71; Simpson 2 (Bedoya 6, Picault 4) 89
Game #31	09/29/2018	PHI 0 at CLB 0	T	
Game #32	10/06/2018	PHI 5 vs MIN 1	W	Burke 9 (Dockal 16) 8; Bedoya 3 (Rosenberry 2, Dockal 17) 17; Picault 9 (Rosenberry 3, Medunjanin 7) 23; Picault 10 (Sapong 3) 44; Ilsinho 6 (Picault 5) 79
Game #33	10/21/2018	PHI 0 vs NYR 1	L	
Game #34	10/28/2018	PHI 1 at NYC 3	L	Burke 10 (Dockal 18) 14



PHILADELPHIA UNION

PHILADELPHIA UNION – CUP COMPETITIONS – GAME-BY-GAME

#	Player	U.S. OPEN CUP									
		4R	5R	QF	SF	F	4R	5R	QF	SF	F
		RICH	NYR	ORL	CHI	HOU	RICH	NYR	ORL	CHI	HOU
1	John McCarthy	5-0	2-1	1-0	3-0	0-3	5-0	2-1	1-0	3-0	0-3
2	Warren Creavalle	90G					90G				
3	Jack Elliott	90D	7	6	90D	90D	90D				90D
4	Mark McKenzie	90D	90D	90D			90D				
5	Olivier Mbaizo										
6	Haris Medunjanin	90M	90M	90M	90M	89M	90M	90M	90M	90M	89M
7	David Accam	90M	1	59F	56F	12	90M	1	59F	56F	12
8	Derrick Jones	90M			1	1	90M			1	1
9	Fafa Picault		90M	90F	90F	90M		90M	90F	90F	90M
10	Borek Dockal		83M	84M	89M	78M		83M	84M	89M	78M
11	Alejandro Bedoya		90M	90M	90M	90M		90M	90M	90M	90M
12	Keegan Rosenberry	90D	90D	90D	90D	90D		90D	90D	90D	90D
14	Fabian Herbers										9
15	Joshua Yaro										
16	Richard Marquez										
17	CJ Sapong			27	34	90M			27	34	90M
18	Andre Blake		90G	90G	90G	90G		90G	90G	90G	90G
19	Cory Burke	45F	89F	63F	81F	68F		89F	63F	81F	68F
20	Marcus Epps	61M		31					31		
21	Anthony Fontana	83M									
24	Adam Najem										
25	Ilsinho		90M					90M			
26	Auston Trusty	7	90D	90D	90D	90D		90D	90D	90D	90D
27	Jay Simpson	45				22					22
28	Raymon Gaddis		90D	90D	90D	90D		90D	90D	90D	90D
29	Jake McGuire										
30	Eric Ayuk										
32	Matthew Real	90D									
33	Fabinho										
46	Michee Ngalina	29									

U.S. OPEN CUP
 4R 06/05/2018 PHI 5 vs RICHMD 0 W
 5R 06/16/2018 PHI 2 vs NYR 1 W
 QF 07/18/2018 PHI 1 vs ORL 0 W
 SF 08/08/2018 PHI 3 vs CHI 0 W

U.S. OPEN CUP
 3; Accam (penalty kick) 27; Fontana (unassisted) 44; Epps (Burke) 47+;
 Elliott (Medunjanin) 49
 Simpson (Jones) 49
 Medunjanin (Bedoya) 52; Burke (Bedoya) 61
 Bedoya (unassisted) 4
 Burke (Bedoya) 60; Burke (Bedoya) 78; Sapong (Picault) 86





PORTLAND TIMBERS

2018 RECORD

	GP	W-L-T	PTS	GF	GA
Timbers	34	15-10-9	54	54	48

RECORD at PROVIDENCE PARK

	GP	W-L-T	PTS	GF	GA
	17	11-2-4	37	30	13

RECORD on road

	GP	W-L-T	PTS	GF	GA
	17	4-8-5	17	24	35

RECORD at the half

	W	L	T
LEADING	8	1	2
TIED	7	2	4
TRAILING	0	7	3

RECORD with the first goal

	W	L	T
SCORING	14	3	2
CONCEDING	1	7	4

TEAM COMPARISONS

	FOR	AGAINST
GOALS SCORED	1.59 (11th)	1.41 (8th)
TOTAL SHOTS	13.71 (11th)	13.29 (13th)
SHOTS ON GOAL	5.03 (11th)	4.50 (7th)
SHOOTING ACCURACY	36.7% (12th)	33.8% (5th)
SCORING %AGE	11.6% (13th)	10.6% (6th)
FOULS	11.53 (12th)	10.85 (8th)
CORNER KICKS	4.76 (15th)	6.35 (23rd)
OFFSIDE	1.97 (16th)	1.97 (11th)

GOALS SCORED IN GAME

GP	0	1	2	3	4+	TOT	AVG
34	6	11	9	7	1	54	1.59

GOALS ALLOWED IN GAME

GP	0	1	2	3	4+	TOT	AVG
34	10	9	9	3	3	48	1.41

GOALS BY INTERVALS

	TOT	0-15	16-30	31-45+	46-60	61-75	76-90+
FOR	54	5	6	8	12	12	11
AGAINST	48	3	6	13	6	5	15

WHERE THE GOALS COME FROM

	FOR	AGAINST
GOALS SCORED	54	48
MINUTES PER GOAL	57	64

HOW SCORED

RIGHT FOOT	20	25
LEFT FOOT	21	13
HEADERS	13	9
OTHER	0	1

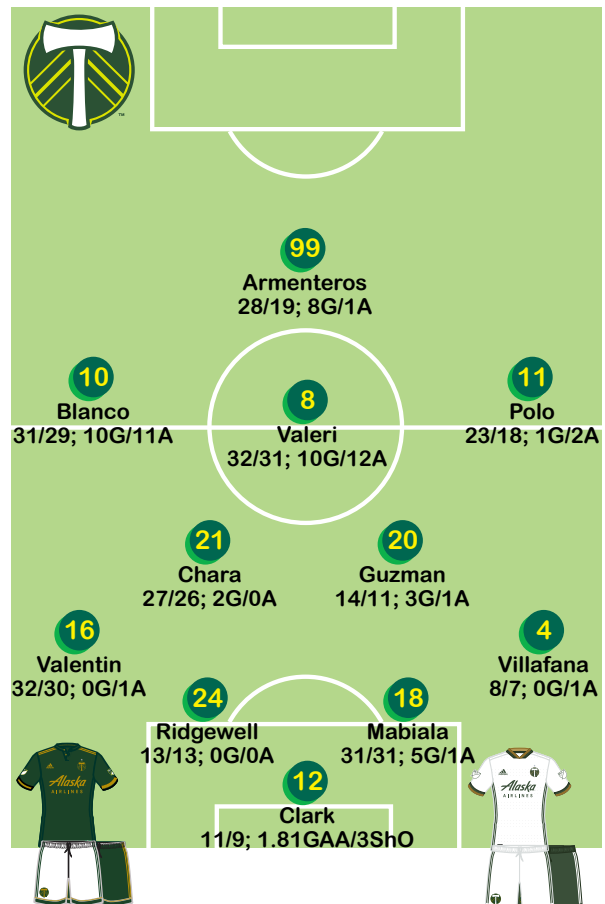
TYPE OF PLAY

OPEN PLAY	27	27
CROSS	7	6
CORNER	5	4
REBOUND	2	2
PENALTIES	5	2
DIRECT FROM FREE KICK	1	1
FREE KICK (INDIRECT)	5	3
OWN GOALS	2	3

DISTANCE

INSIDE GOAL AREA	17	13
INSIDE PENALTY AREA	33	30
OUTSIDE PENALTY AREA	4	5

PRIMARY TEAM





PORTLAND TIMBERS

No.	Player	Pos	Ht	Wt	Birthdate	Birthplace	2018				CAREER			
							GP	GS	G	A	GP	GS	G	A
1	Jeff Attinella	GK	6-2	190	09/29/1988	Clearwater, FL	22	22	0	0	65	63	0	0
MLS Season: 6. Last club: Minnesota United FC														
2	Aivas Powell	DF	6-0	165	07/18/1994	St. Thomas, Jamaica	24	24	2	3	121	112	6	10
MLS Season: 4. Last club: Portmore United FC (Jamaica). International: Jamaica 35/0														
4	Jorge Villafana	FW	5-9	150	09/16/1989	Anaheim, CA	8	7	0	1	146	120	9	14
MLS Season: 10. Last club: Club Santos Laguna (Mexico). International: USA 19/0														
7	Roy Miller	DF	6-2	165	11/24/1984	San Jose, Costa Rica	0	0	0	0	151	140	1	16
MLS Season: 8. Last club: Deportivo Saprissa (Costa Rica). International: Costa Rica 58/2														
8	Diego Valeri	MF	5-10	165	05/01/1986	Valentin Alsina, Argentina	32	31	10	12	180	173	68	65
Designated Player. MLS Season: 6. Last club: Atlético Lanús (Argentina). International: Argentina 3/0														
10	Sebastian Blanco	MF	5-7	150	03/15/1988	Lomas de Zamora, Argentina	31	29	10	11	64	61	18	19
Designated Player. MLS Season: 2. Last club: San Lorenzo (Argentina). International: Argentina 2/1														
11	Andy Polo	MF	5-8	155	09/29/1994	Lima, Peru	23	18	1	2	23	18	1	2
MLS Season: 1. Last club: CA Monarcas Morelia (Mexico). International: Peru 18/1														
12	Steve Clark	GK	6-2	192	04/14/1986	Mason, MI	11	9	0	0	116	114	0	1
MLS Season: 5. Last club: D.C. United														
13	Lawrence Olum	MF	6-2	185	07/10/1984	Nairobi, Kenya	22	18	1	0	138	97	7	3
MLS Season: 7. Last club: Sporting Kansas City. International: Kenya 2/0														
14	Andres Flores	MF	5-6	150	08/31/1990	San Salvador, El Salvador	26	11	1	2	26	11	1	2
MLS Season: 7. Last club: New York Cosmos (NASL). International: El Salvador 60/0														
16	Zarek Valentin	DF	6-0	170	08/06/1991	Lancaster, PA	32	30	0	1	111	103	2	6
MLS Season: 5. Last club: Montreal Impact. 2011 SuperDraft: Round 1, Pick 4 (Akron)														
17	Jeremy Ebobisse	FW	6-0	175	02/14/1997	Paris, France	9	5	2	2	23	7	3	5
MLS Season: 2. 2017 SuperDraft: Round 1, Pick 4 (Duke). Generation adidas														
18	Julio Cascante	DF	6-2	170	10/03/1993	Puerto Limon, Costa Rica	21	18	0	1	21	18	0	1
MLS Season: 1. Last club: Orión FC (Costa Rica). International: Costa Rica 1/0														
19	Tomas Conechny	MF	5-7	150	03/30/1998	Comodoro Rivadavia, Argentina	4	1	0	0	4	1	0	0
MLS Season: 1. Last club: San Lorenzo (Argentina)														
20	David Guzman	MF	5-10	175	02/18/1990	San Jose, Costa Rica	14	11	3	1	39	35	4	7
MLS Season: 2. Last club: Deportivo Saprissa (Costa Rica). International: Costa Rica 51/0														
21	Diego Chara	MF	5-8	150	04/05/1986	Cali, Colombia	27	26	2	0	232	230	9	17
MLS Season: 8. Last club: Deportes Tolima (Colombia). International: Colombia 2/0														
22	Cristhian Paredes	MF	6-0	155	05/18/1998	Yaguaron, Paraguay	19	18	1	3	19	18	1	3
MLS Season: 1. Last club: Club América (Mexico). International: Paraguay 1/0														
23	Jack Barmby	MF	5-10	165	11/14/1994	Harlow, Essex, England	0	0	0	0	29	2	2	0
MLS Season: 3. Last club: Leicester City FC (England)														
24	Liam Ridgewell	DF	6-2	170	07/21/1984	Bexley, England	13	13	0	0	97	97	6	2
MLS Season: 5. Last club: West Bromwich Albion (England)														
25	Bill Tuiloma	DF	5-10	175	03/27/1995	Otahuhu, New Zealand	13	7	1	0	13	7	1	0
MLS Season: 2. Last club: Olympique de Marseille (France). International: New Zealand 23/0														
26	Lucas Melano	FW	6-1	160	03/01/1993	Hernando, Argentina	7	1	1	1	51	36	5	9
MLS Season: 3. Last club: Lanus (Argentina)														
27	Dairon Asprilla	MF	5-11	165	05/25/1992	Istmina, Colombia	17	7	1	0	79	40	5	6
MLS Season: 4. Last club: Alianza Petrolera (Colombia)														
28	Foster Langsdorf	FW	5-10	165	12/14/1995	Portland, OR	0	0	0	0	0	0	0	0
MLS Season: 1. College: Stanford Univ.														
32	Marco Farfan	DF	5-9	150	11/12/1998	Gresham, OR	11	6	0	0	17	11	0	0
Homegrown Player. MLS Season: 2. Last club: Portland Timbers 2														
33	Larrys Mabilala	DF	6-2	185	10/08/1987	Montfermeil, France	31	31	5	1	44	44	5	1
MLS Season: 2. Last club: Kayserispor (Turkey). International: DR Congo 9/0														
90	Jake Gleeson	GK	6-3	200	06/26/1990	Wellington, New Zealand	6	6	0	0	59	57	0	0
MLS Season: 8. Last club: Portland Timbers U-23. International: New Zealand 8/0														
94	Modou Jadama	DF	6-1	170	03/17/1994	Sierre Kunda, Gambia	1	0	0	0	1	0	0	0
MLS Season: 1. Last club: Tulsa Roughnecks FC (USL)														
99	Samuel Armenteros	FW	5-10	180	05/27/1990	Gothenburg, Sweden	28	19	8	1	28	19	8	1
MLS Season: 1. Last club: Benevento Calcio (Italy). International: Sweden 2/1														
ON LOAN														
	Eryk Williamson	MF	5-9	155	01/11/1997	Alexandria, VA	0	0	0	0	0	0	0	0
Homegrown Player. MLS Season: 1. College: Univ. of Maryland														
	Kendall McIntosh	GK	6-0	175	01/24/1994	Santa Rosa, CA	0	0	0	0	0	0	0	0
MLS Season: 2. Last club: Portland Timbers 2														
	Victor Arboleda	FW	5-7	145	01/01/1997	El Cerrito, Colombia	1	0	0	0	6	0	0	0
MLS Season: 3. Last club: Portland Timbers 2														

HEAD COACH : Giovanni Savarese

07/14/1970

W15 L10 T9



PORTLAND TIMBERS

PORTLAND TIMBERS PLAYOFF HISTORY

vs. Team	No. of Series	Series W-L	GP	W-L-T	OT	ShO	GF	GA	Last Mtg.	Round	Series Result
Columbus	1	1-0	1	1-0-0	0-0-0	0-0	2	1	2015	MLS Cup '15	Won MLS Cup '15
Dallas	1	1-0	2	1-0-1	0-0-0	0-0	5	3	2015	Semifinals	Won 1 games to 0
Houston	1	0-1	2	0-1-1	0-0-0	0-0	1	2	2017	Quarterfinals	Lost 1 games to 0
Kansas City	1	1-0	1	1-0-0	1-0-0	1-0	2	2	2015	Wild Card	Won 1 games to 0
Real Salt Lake	1	0-1	2	0-2-0	0-0-0	0-0	2	5	2013	Semifinals	Lost 2 games to 0
Seattle	1	1-0	2	2-0-0	0-0-0	0-0	5	3	2013	Quarterfinals	Won 2 games to 0
Vancouver	1	1-0	2	1-0-1	0-0-0	0-0	2	0	2015	Quarterfinals	Won 1 games to 0
TOTALS	7	5-2	12	6-3-3	1-0-0	1-0	19	16			

PORTLAND TIMBERS – ALL-TIME POSTSEASON RESULTS

DATE	OPPONENT	RESULT	ATT.	W-L-T	RD.	NOTES:
11/02/2013	at Seattle	W 2-1	38,507	1-0-0	QTR	POR: R. Johnson (15) Nagbe (67); SEA: Alonso (90)
11/07/2013	Seattle	W 3-2	20,674	2-0-0	QTR	POR: W. Johnson (29) Valeri (44) Danso (47); SEA: Yedlin (74) Johnson (76)
11/10/2013	at Real Salt Lake	L 2-4	17,333	2-1-0	SEM	POR: W. Johnson (14) Piquionne (94+); RSL: Schuler (35) Findley (41) Sandoval (48) Morales (82)
11/24/2013	Real Salt Lake	L 0-1	20,674	2-2-0	SEM	RSL: Findley (29)
10/29/2015	Sporting KC	T 2-2 (OT)	21,144	0-0-1	WC	POR: Wallace (57) Urruti (118); KC: Ellis (87) Nemeth (96)
11/01/2015	Vancouver	T 0-0	21,144	0-0-2	QTR	
11/08/2015	at Vancouver	W 2-0	27,837	1-0-2	QTR	POR: Adi (31) Chara (94+)
11/22/2015	FC Dallas	W 3-1	21,144	2-0-2	SEM	POR: Ridgewell (23) Asprilla (53) Borchers (91+); DAL: Texeira (62)
11/29/2015	at FC Dallas	T 2-2	21,144	2-0-3	SEM	POR: Adi (54) Melano (95+); DAL: Hollingshead (68) Blas Perez (73)
12/06/2015	at Columbus	W 2-1	21,747	3-0-3	FIN	POR: Valeri (0:27) Wallace (7); CLB: Kamara (18)
10/30/2017	at Houston	T 0-0	15,169	0-0-1	QTR	
11/05/2017	Houston	L 1-2	21,144	0-1-1	QTR	POR: Asprilla (39); HOU: Remick (43) Manotas (77)



PORTLAND TIMBERS

ALL-TIME PORTLAND TIMBERS POSTSEASON STATISTICS (5-3-4, 19 PTS.)

PLAYER	GP	GS	MIN	G	A
Diego Valeri	11	11	919	2	5
Dairon Asprilla	8	5	510	2	3
Rodney Wallace	9	9	746	2	3
Fanendo Adi	6	6	525	2	1
Will Johnson	5	4	361	2	1
Darlington Nagbe	12	12	1054	1	2
Diego Chara	9	9	765	1	1
Lucas Melano	6	4	305	1	1
Nat Borchers	6	6	570	1	0
Mamadou Danso	4	4	360	1	0
Ryan Johnson	4	3	230	1	0
Frederic Piquionne	2	1	42	1	0
Liam Ridgewell	7	7	631	1	0
Maximiliano Urruti	7	0	129	1	0
Jack Jewsbury	10	7	669	0	2
Kalif Alhassan	4	0	141	0	1
Vytas Andriuskevicius	2	2	171	0	1
Jeff Attinella	2	2	180	0	0
Jack Barmby	1	0	9	0	0
Sebastian Blanco	1	0	35	0	0
Jeremy Ebobisse	2	0	108	0	0
George Fochive	1	0	35	0	0
Jake Gleeson	1	1	90	0	0
David Guzman	1	1	90	0	0
Michael Harrington	4	4	360	0	0
Pa-Modou Kah	4	4	360	0	0
Adam Larsen Kwarasey	5	5	480	0	0
Larrys Mabilala	1	1	44	0	0
Darren Mattocks	2	2	103	0	0
Roy Miller	1	0	46	0	0
Amobi Okugo	2	1	100	0	0
Lawrence Olum	2	2	180	0	0
Norberto Paparatto	3	1	142	0	0
Alvas Powell	8	8	750	0	0
Donovan Ricketts	4	4	360	0	0
Jose Adolfo Valencia	2	0	38	0	0
Jorge Villafana	6	6	547	0	0
Ben Zemanski	2	0	25	0	0
Team totals	12	12	1110	19	21
Opponent totals	12	12	1110	16	17

TIMBERS INDIVIDUAL GOALKEEPING

GOALKEEPER	GP	GS	SV	GA	GAA	SO
Jake Gleeson	1	1	3	0	0.00	1
Jeff Attinella	2	2	4	2	1.00	1
Adam Larsen Kwarasey	5	5	8	6	1.13	1
Donovan Ricketts	4	4	12	8	2.00	0
Team totals	12	12	27	16	1.30	3
Opponent totals	12	12	36	19	1.54	3



PORTLAND TIMBERS

CAREER POSTSEASON STATISTICS FOR CURRENT PORTLAND TIMBERS PLAYERS

UNF	POS	PLAYER	GP	GS	MIN	G	A	SHT	SOG	PKG	PKA	SKG	SKA	FC	FS	OFF	CK	C	E
27	M-F	Dairon Asprilla	8	5	510	2	3	14	5	0	0	1	1	12	5	1	0	1	0
23	M	Jack Barmby	1	0	9	0	0	0	0	0	0	0	0	0	0	0	0	0	0
10	M	Sebastian Blanco	1	0	35	0	0	0	0	0	0	0	0	1	0	0	0	1	0
21	M	Diego Chara	9	9	765	1	1	1	1	0	0	0	0	18	13	0	0	3	0
17	F	Jeremy Ebofisse	2	0	108	0	0	2	1	0	0	0	0	4	0	1	0	0	0
20	M	David Guzman	1	1	90	0	0	1	0	0	0	0	0	1	2	0	0	1	0
33	D	Larrys Mabilala	1	1	44	0	0	0	0	0	0	0	0	1	0	0	0	1	0
26	F	Lucas Melano	6	4	305	1	1	9	3	0	0	0	0	3	2	0	0	1	0
7	D	Roy Miller	11	8	800	0	0	5	0	0	0	0	0	12	1	2	0	3	1
13	D	Lawrence Olum	4	3	382	0	0	4	0	0	0	0	1	2	1	0	0	0	0
2	D	Alvas Powell	8	8	750	0	0	2	0	0	0	0	1	9	8	1	0	2	0
24	D	Liam Ridgewell	7	7	631	1	0	4	3	0	0	1	1	10	15	3	0	2	0
8	M	Diego Valeri	11	11	919	2	5	23	11	0	0	0	1	16	25	1	35	3	0
4	F	Jorge Villafana	8	6	564	0	0	0	0	0	0	0	1	9	10	0	2	1	0

UNF	POS	GOALKEEPER	GP	GS	MIN	SHTS	SV	GA	GAA	PKG	PKA	SKG	SKA	W	L	T	SO
1	GK	Jeff Attinella	2	2	180	0	4	2	1.00	0	0	0	0	0	1	1	1
12	GK	Steve Clark	7	7	660	4	38	13	1.77	0	0	0	0	2	5	0	1
90	GK	Jake Gleeson	1	1	90	0	3	0	0.00	0	0	0	0	0	1	1	



PORTLAND TIMBERS INDIVIDUAL HIGH GAMES (2018)

Goals			
2	Samuel Armenteros	05/26/2018	at COL W 3-2
2	Larrys Mabilala	06/30/2018	at SEA W 3-2
2	Samuel Armenteros	07/07/2018	vs. SJ W 2-1
2	Sebastian Blanco	10/06/2018	at RSL W 4-1
Assists			
3	Diego Valeri	06/30/2018	at SEA W 3-2
Shots			
8	Samuel Armenteros	07/07/2018	vs. SJ W 2-1
Shots on Goal			
5	Samuel Armenteros	07/07/2018	vs. SJ W 2-1
Fouls Committed			
6	Diego Chara	06/02/2018	vs. LA T 1-1
Fouls Suffered			
5	Diego Chara	05/05/2018	at SJ W 1-0
5	Diego Chara	08/26/2018	vs. SEA L 0-1
5	Sebastian Blanco	09/15/2018	at HOU L 1-4
Offside			
3	Samuel Armenteros	03/10/2018	at NYR L 0-4
3	Diego Valeri	03/24/2018	at DAL T 1-1
3	Fanendo Adi	04/14/2018	vs. MIN W 3-2
3	Samuel Armenteros	07/15/2018	at LFC T 0-0
Saves			
8	Jeff Attinella	06/24/2018	at ATL T 1-1
Shots Faced			
10	Jeff Attinella	08/18/2018	at KC L 0-3
10	Steve Clark	09/22/2018	at MIN L 2-3
Goals Allowed			
4	Jake Gleeson	03/10/2018	at NYR L 0-4
4	Jeff Attinella	08/15/2018	at DC L 1-4
4	Steve Clark	09/15/2018	at HOU L 1-4

PORTLAND TIMBERS INDIVIDUAL POSTSEASON HIGH GAMES (2013-17)

Goals			
1	19 times		
Assists			
2	Rodney Wallace	11/07/2013	vs. SEA W 3-2
2	Diego Valeri	11/29/2015	at DAL T 2-2
Shots			
7	Diego Valeri	11/08/2015	at VAN W 2-0
Shots on Goal			
3	Diego Valeri	11/08/2015	at VAN W 2-0
3	Fanendo Adi	12/06/2015	at CLB W 2-1
Fouls Committed			
5	Rodney Wallace	11/02/2013	at SEA W 2-1
5	Diego Valeri	11/29/2015	at DAL T 2-2
Fouls Suffered			
7	Darlington Nagbe	10/29/2015	vs. KC T 2-2
Offside			
4	Darren Mattocks	10/30/2017	at HOU T 0-0
Saves			
4	Donovan Ricketts	11/02/2013	at SEA W 2-1
4	Donovan Ricketts	11/10/2013	at RSL L 2-4
Shots Faced			
8	Donovan Ricketts	11/10/2013	at RSL L 2-4
Goals Allowed			
4	Donovan Ricketts	11/10/2013	at RSL L 2-4

TEAM HIGH GAMES (2018)

Goals			
4	10/06/2018	at RSL	W 4-1
Assists			
5	04/14/2018	vs. MIN	W 3-2
Shots			
25	08/11/2018	vs. VAN	L 1-2
Shots on Goal			
10	06/02/2018	vs. LA	T 1-1
Fouls Committed			
17	09/01/2018	at NE	T 1-1
Fouls Suffered			
20	07/28/2018	vs. HOU	W 2-1
Corner Kicks			
11	06/02/2018	vs. LA	T 1-1
Offside			
6	07/28/2018	vs. HOU	W 2-1
Saves			
8	06/24/2018	at ATL	T 1-1
Shots Faced			
10	08/18/2018	at KC	L 0-3
10	09/22/2018	at MIN	L 2-3
Goals Allowed			
4	03/10/2018	at NYR	L 0-4
4	08/15/2018	at DC	L 1-4
4	09/15/2018	at HOU	L 1-4

TEAM POSTSEASON HIGH GAMES (2013-17)

Goals			
3	11/07/2013	vs. SEA	W 3-2
3	11/22/2015	vs. DAL	W 3-1
Assists			
3	11/02/2013	at SEA	W 2-1
3	11/07/2013	vs. SEA	W 3-2
3	11/08/2015	at VAN	W 2-0
3	11/29/2015	at DAL	T 2-2
Shots			
18	11/24/2013	vs. RSL	L 0-1
Shots on Goal			
8	11/22/2015	vs. DAL	W 3-1
8	12/06/2015	at CLB	W 2-1
Fouls Committed			
24	10/29/2015	vs. KC	T 2-2
Fouls Suffered			
24	10/29/2015	vs. KC	T 2-2
Corner Kicks			
9	11/24/2013	vs. RSL	L 0-1
9	10/29/2015	vs. KC	T 2-2
9	12/06/2015	at CLB	W 2-1
Offside			
6	10/29/2015	vs. KC	T 2-2
Saves			
4	11/02/2013	at SEA	W 2-1
4	11/10/2013	at RSL	L 2-4
4	11/22/2015	vs. DAL	W 3-1
Shots Faced			
8	11/10/2013	at RSL	L 2-4
Goals Allowed			
4	11/10/2013	at RSL	L 2-4

PORTLAND TIMBERS

TEAM LOW GAMES (2018)

Shots			
6	09/01/2018	at NE	T 1-1
Shots on Goal			
1	03/10/2018	at NYR	L 0-4
1	08/18/2018	at KC	L 0-3
1	09/01/2018	at NE	T 1-1
Fouls Committed			
5	08/15/2018	at DC	L 1-4
Fouls Suffered			
6	03/24/2018	at DAL	T 1-1
6	05/13/2018	vs. SEA	W 1-0
6	08/18/2018	at KC	L 0-3
Corner Kicks			
1	03/31/2018	at CHI	T 2-2
1	04/08/2018	at ORL	L 2-3
1	08/18/2018	at KC	L 0-3
1	10/06/2018	at RSL	W 4-1
Offside			
0	5 times		
Saves			
0	07/21/2018	vs. MTL	T 2-2
Shots Faced			
1	05/13/2018	vs. SEA	W 1-0
1	08/29/2018	vs. TOR	W 2-0
1	09/29/2018	vs. DAL	T 0-0

TEAM POSTSEASON LOW GAMES (2013-17)

Shots			
7	11/10/2013	at RSL	L 2-4
7	11/29/2015	at DAL	T 2-2
Shots on Goal			
2	11/24/2013	vs. RSL	L 0-1
2	10/30/2017	at HOU	T 0-0
Fouls Committed			
10	11/01/2015	vs. VAN	T 0-0
10	11/05/2017	vs. HOU	L 1-2
Fouls Suffered			
8	11/01/2015	vs. VAN	T 0-0
Corner Kicks			
1	11/02/2013	at SEA	W 2-1
1	11/07/2013	vs. SEA	W 3-2
Offside			
0	12/06/2015	at CLB	W 2-1
Saves			
0	12/06/2015	at CLB	W 2-1
Shots Faced			
1	12/06/2015	at CLB	W 2-1



PORTLAND TIMBERS

2018 PORTLAND TIMBERS STATISTICS (15-10-9, 54 pts.)

UNF	POS	PLAYER	GP	GS	MIN	G	A	SHT	SOG	FC	FS	OFF	CK	C	E
8	M	Diego Valeri	32	31	2747	10	12	86	29	30	47	17	129	4	0
10	M	Sebastian Blanco	31	29	2564	10	11	81	31	31	47	1	10	9	0
99	F	Samuel Armenteros	28	19	1590	8	1	41	18	18	27	17	0	2	0
33	D	Larrys Mabilala	31	31	2744	5	1	26	11	36	10	0	0	5	0
9	F	Fanendo Adi	14	9	823	3	2	23	9	10	19	12	0	0	0
20	M	David Guzman	14	11	968	3	1	17	6	17	12	1	16	4	0
2	D	Alvas Powell	24	24	2072	2	3	25	9	23	26	1	0	1	0
17	F	Jeremy Ebobisse	9	5	449	2	2	12	3	12	4	4	0	1	0
21	M	Diego Chara	27	26	2385	2	0	8	3	67	64	0	1	11	0
22	M	Cristhian Paredes	19	18	1418	1	3	21	8	11	14	0	0	1	0
14	M	Andres Flores	26	11	1159	1	2	14	2	12	16	0	6	1	0
11	M	Andy Polo	23	18	1633	1	2	33	14	4	10	0	0	2	0
26	F	Lucas Melano	7	1	143	1	1	5	4	1	3	0	0	1	0
27	M	Dairon Asprilla	17	7	688	1	0	23	9	16	11	8	0	3	0
13	M	Lawrence Olum	22	18	1632	1	0	8	2	16	4	0	0	2	1
25	D	Bill Tuiloma	13	7	713	1	0	11	4	4	4	0	0	0	0
18	D	Julio Cascante	21	18	1729	0	1	16	6	21	9	2	0	1	0
16	D	Zarek Valentin	32	30	2721	0	1	12	0	20	13	1	0	4	0
4	F	Jorge Villafana	8	7	655	0	1	1	1	4	8	1	0	0	0
5	D	*Vytas Andriuskevicius	3	0	21	0	0	0	0	1	0	0	0	0	0
	F	Victor Arboleda	1	0	31	0	0	0	0	0	1	0	0	0	0
1	G	Jeff Attinella	22	22	1944	0	0	0	0	0	2	0	0	0	0
12	G	Steve Clark (TOT)	11	9	846	0	0	0	0	1	0	0	0	2	0
12	G	Steve Clark (POR)	8	6	576	0	0	0	0	0	0	0	0	1	0
19	M	Tomas Conechny	4	1	72	0	0	1	0	0	0	1	0	0	0
32	D	Marco Farfan	11	6	515	0	0	0	0	9	5	0	0	0	0
90	G	Jake Gleeson	6	6	540	0	0	0	0	0	1	0	0	1	0
94	D	Modou Jadama	1	0	27	0	0	1	1	0	0	0	0	0	0
24	D	Liam Ridgewell	13	13	1085	0	0	1	1	6	16	1	0	2	1
23	M	Jack Barmby	0	0	0	0	0	0	0	0	0	0	0	0	0
28	F	Foster Langsdorf	0	0	0	0	0	0	0	0	0	0	0	0	0
43	G	Kendall McIntosh	0	0	0	0	0	0	0	0	0	0	0	0	0
7	D	Roy Miller	0	0	0	0	0	0	0	0	0	0	0	0	0
30	M	Eryk Williamson	0	0	0	0	0	0	0	0	0	0	0	0	0
		Own-goals received				2									
		Team totals	34	34	3060	54	44	466	171	369	392	67	162	56	2
		Opponent totals	34	34	3060	48	46	452	153	392	369	67	216	68	2

GAME-WINNING GOALS: Diego Valeri 3, Sebastian Blanco 3, Larrys Mabilala 2, Samuel Armenteros 2
Fanendo Adi 2, Jeremy Ebobisse 1, Diego Chara 1

GAME-WINNING ASSISTS: Diego Valeri 4, Sebastian Blanco 4, Cristhian Paredes 2, Zarek Valentin 1
Alvas Powell 1, Andres Flores 1, Samuel Armenteros 1

PENALTY KICK GOALS/ATTEMPTS: Diego Valeri 4-5, Dairon Asprilla 1-1

PORTLAND TIMBERS INDIVIDUAL GOALKEEPING

UNF	POS	GOALKEEPER	GP	GS	MIN	SHTS	SV	GA	GAA	PG	PA	W	L	T	SO
1	G	Jeff Attinella	22	22	1944	85	64	23	1.06	1	1	10	5	5	7
12	G	Steve Clark (TOT)	11	9	846	61	44	17	1.81	0	0	5	4	2	3
12	G	Steve Clark (POR)	8	6	576	39	28	11	1.72	0	0	4	2	2	2
90	G	Jake Gleeson	6	6	540	29	15	14	2.33	1	1	1	3	2	0
		Team totals	34	34	3060	153	107	48	1.41	2	2	15	10	9	10
		Opponent totals	34	34	3060	171	117	54	1.59	5	6	10	15	9	6

* = Played with other teams in 2018. Only Portland Timbers statistics listed here.



PORTLAND TIMBERS

PORTLAND TIMBERS 2018 SCHEDULE

DAY	DATE	OPPONENT	RESULT	ATT.	W-L-T	POS.	PTS	NOTES:
Sun.	Mar. 4	at LA Galaxy	L 1-2	25,462	0-1-0	T8	0	POR: Blanco (66); LA: Kamara (32) Alessandrini (34)
Sat.	Mar. 10	at New York Red B	L 0-4	18,374	0-2-0	T10	0	NYR: Mines (18) Wright-Phillips (77) Rivas (80,92+)
Sat.	Mar. 24	at FC Dallas	T 1-1	13,851	0-2-1	T10	1	POR: Blanco (47); DAL: Lamah (36)
Sat.	Mar. 31	at Chicago	T 2-2	13,678	0-2-2	11	2	POR: Valeri (6) Blanco (55); CHI: Nikolic (50) Vincent (84)
Sun.	Apr. 8	at Orlando City S	L 2-3	22,337	0-3-2	11	2	POR: Valeri (20) Tuiloma (59); ORL: Mueller (80) Kljestan (82) Dwyer (87)
Sat.	Apr. 14	Minnesota	W 3-2	21,144	1-3-2	T9	5	POR: Powell (20) Valeri (23) Adi (74); MIN: Quintero (64) own goal (81)
Sun.	Apr. 22	New York City FC	W 3-0	21,144	2-3-2	T7	8	POR: Blanco (26) Adi (38) Mabiala (66)
Sat.	May 5	at San Jose	W 1-0	17,850	3-3-2	T6	11	POR: Valeri (88)
Sun.	May 13	Seattle	W 1-0	21,144	4-3-2	T4	14	POR: Blanco (86)
Sat.	May 19	Los Angeles FC	W 2-1	21,144	5-3-2	T3	17	POR: Paredes (52) Armenteros (81); LFC: Vela (74)
Sat.	May 26	at Colorado	W 3-2	17,424	6-3-2	T3	20	POR: Armenteros (29,37) Valeri (56); COL: own goal (31) Boli (99+)
Sat.	June 2	LA Galaxy	T 1-1	21,144	6-3-3	T4	21	POR: Valeri (57); LA: Pontius (20)
Sat.	June 9	Sporting KC	T 0-0	21,144	6-3-4	T5	22	
Sun.	June 24	at Atlanta	T 1-1	45,116	6-3-5	T4	23	POR: Mabiala (32); ATL: Gressel (56)
Sat.	June 30	at Seattle	W 3-2	47,521	7-3-5	4	26	POR: Mabiala (48,74) Armenteros (57); SEA: Rodriguez (51) Marshall (68)
Sat.	July 7	San Jose	W 2-1	21,144	8-3-5	T4	29	POR: Armenteros (14,53); SJ: Jungwirth (87)
Sun.	July 15	at Los Angeles FC	T 0-0	22,000	8-3-6	4	30	
Sat.	July 21	Montreal	T 2-2	21,144	8-3-7	T4	31	POR: Armenteros (39) Valeri (65); MTL: Taider (23) Mancosu (41)
Sat.	July 28	Houston	W 2-1	21,144	9-3-7	3	34	POR: Blanco (7) Adi (80); HOU: Quioto (12)
Sat.	Aug. 4	Philadelphia	W 3-0	21,144	10-3-7	2	37	POR: Valeri (58) Asprilla (84) Guzman (87)
Sat.	Aug. 11	Vancouver	L 1-2	21,144	10-4-7	3	37	POR: Valeri (71); VAN: Kamara (14) Techera (43)
Wed.	Aug. 15	at D.C. United	L 1-4	18,219	10-5-7	T4	37	POR: Armenteros (34); DC: Rooney (43,68) Fisher (47) Mattocks (91+)
Sat.	Aug. 18	at Sporting KC	L 0-3	19,737	10-6-7	T5	37	KC: Rubio (28,37) Russell (89)
Sun.	Aug. 26	Seattle	L 0-1	21,144	10-7-7	T7	37	SEA: own goal (76)
Wed.	Aug. 29	Toronto FC	W 2-0	21,144	11-7-7	5	40	POR: Chara (64) Guzman (83)
Sat.	Sept. 1	at New England	T 1-1	16,040	11-7-8	T5	41	POR: Olum (70); NE: Caldwell (58)
Sat.	Sept. 8	Colorado	W 2-0	21,144	12-7-8	T4	44	POR: Ebobisse (45) Valeri (65)
Sat.	Sept. 15	at Houston	L 1-4	15,256	12-8-8	T5	44	POR: own goal (9); HOU: Elis (32) Manotas (39,71) Fuenmayor (81)
Wed.	Sept. 19	Columbus	W 3-2	21,144	13-8-8	T3	47	POR: Guzman (18) Polo (37) own goal (48); CLB: Hansen (7,93+)
Sat.	Sept. 22	at Minnesota	L 2-3	24,525	13-9-8	4	47	POR: Powell (55) Blanco (79); MIN: R. Ibarra (18,36) Boxall (43)
Sat.	Sept. 29	FC Dallas	T 0-0	21,144	13-9-9	4	48	
Sat.	Oct. 6	at Real Salt Lake	W 4-1	20,034	14-9-9	4	51	POR: Ebobisse (33) Blanco (70,73) Melano (88); RSL: Savarino (55)
Sun.	Oct. 21	Real Salt Lake	W 3-0	21,144	15-9-9	5	54	POR: Mabiala (15) Chara (68) Blanco (87)
Sun.	Oct. 28	at Vancouver	L 1-2	25,348	15-10-9	5	54	POR: Flores (90); VAN: Davies (28,31)



PORTLAND TIMBERS

PORTLAND TIMBERS – GAME-BY-GAME

#	Player	1	2	3	4	5	6	7	8	9	10	11	12	13	14	15	16	17	18	19	20	21	22	23	24	25	26	27	28	29	30	31	32	33	34			
1	Jeff Attinella	LA	NYR	DAL	CHI	ORL	MIN	NYC	SJ	SEA	LFC	COL	LA	KC	ATL	SEA	SJ	LFC	MTL	HOU	PHI	VAN	DC	KC	SEA	TOR	NE	COL	HOU	POR	MIN	DAL	RSL	RSL	VAN			
2	Alvas Powell	1-2	0-4	1-1	2-2	2-3	3-2	3-0	1-0	1-0	2-1	3-2	1-1	0-0	1-1	3-2	2-1	0-0	2-2	2-1	3-0	1-2	1-4	0-3	0-1	2-0	1-1	0-2	1-4	3-2	2-3	0-0	4-1	3-0	1-2			
3	Jorge Villafana	61D	89D		88D	90D	90D	90D	86D	90D	79D															80D	90D	90D	35	90D	90D	90D	62D	90D				
4	Vytas Andriuskevicius			8														5	8																			
5	Roy Miller																																					
6	Diego Valeri	90M	90M	89M	90M	90M	89M	78M	89M	90M	90M	90M	75M	83M	90F	90M	90M	90M	89F	90F	90M	90M	78F	81F	90M	90M		90M	90M	89M	17	90M	90M	90M	90M			
7	Fanendo Adi	90F	17	90F	89F	90F	85F	79F	77F	75F	14	15	74F					13	15																			
8	Sebastian Blanco	90M	73M	79M	90M	90M	89M	90M	90M	90M	90M	90M	90M	90M	69M																							
9	Andy Polo	72M																																				
10	Steve Clark																																					
11	Lawrence Olum	84M	75M				26		1																													
12	Andres Flores	6	11	87M			15	89M	9	13	11																											
13	Zarek Valentin	29	90D	90D	90D	90D	90D	90D	90D	90D	90D	90D	90D	90D	90D	90D	90D	90D	90D	90D	90D	90D	90D	90D	90D	90D	90D	90D	90D	90D	90D	90D	90D	90D	90D	90D		
14	Jeremy Ebobisse	17																																				
15	Julio Cascante	18																																				
16	Tomas Conechny	19																																				
17	David Guzman	20																																				
18	Diego Chara	21																																				
19	Cristhian Paredes	22	84M	6	90M	90M	64M	90M	90M	81M	77M	90M	84M	90M	60M																							
20	Jack Barmy	23																																				
21	Liam Ridgeway	24																																				
22	Bill Tuiloma	25																																				
23	Lucas Meiano	26																																				
24	Dairon Asprilla	27																																				
25	Foster Langsdorf	28																																				
26	Eryk Williamson	30																																				
27	Marco Farfan	32																																				
28	Larrys Mabilala	33																																				
29	Kendall McIntosh	43																																				
30	Jake Gleeson	90																																				
31	Modou Jadama	94																																				
32	Samuel Armenteros	99	18	59F	1	68F	1	5	11	13	15	76F	85F	16	82F	90F	77F	90F	90F	75F	45F	90F	90F	90F	82F	15	84F	82F	74F									
33	Victor Arboleda		31																																			

Played for other teams:
 Steve Clark played 270 minutes for DC

"00" = 100 minutes played
 F/M/D/G = starting position



PORTLAND TIMBERS

PORTLAND TIMBERS – GAME-BY-GAME LOG

Game #1	03/04/2018	POR 1 at LA 2	L	Blanco 1 (Adi 1)	66			
Game #2	03/10/2018	POR 0 at NYR 4	L	Blanco 2 (Adi 2)	47			
Game #3	03/24/2018	POR 1 at DAL 1	T	Valeri 1 (Blanco 1)	6; Blanco 3 (Flores 1)	55		
Game #4	03/31/2018	POR 2 at CHI 2	T	Valeri 2 (penalty kick)	20; Tuiloma 1 (Valeri 1)	59		
Game #5	04/08/2018	POR 2 at ORL 3	L	Powell 1 (Mabiala 1)	20; Valeri 3 (Powell 1, Paredes 1)	23; Adi 1 (Paredes 2, Valeri 2)	74	
Game #6	04/14/2018	POR 3 vs MIN 2	W	Blanco 4 (Flores 2, Powell 2)	26; Adi 2 (unassisted)	38; Mabiala 1 (Valeri 3)	66	
Game #7	04/22/2018	POR 3 vs NYC 0	W	Valeri 4 (unassisted)	88			
Game #8	05/05/2018	POR 1 at SJ 0	W	Blanco 5 (Armenteros 1)	86			
Game #9	05/13/2018	POR 1 vs SEA 0	W	Paredes 1 (unassisted)	52; Armenteros 1 (Paredes 3)	81		
Game #10	05/19/2018	POR 2 vs LFC 1	W	Armenteros 2 (Blanco 2)	29; Armenteros 3 (unassisted)	37; Valeri 5 (Blanco 3)	56	
Game #11	05/26/2018	POR 3 at COL 2	W	Valeri 6 (penalty kick)	57			
Game #12	06/02/2018	POR 1 vs LA 1	T	Mabiala 2 (unassisted)	32			
Game #13	06/09/2018	POR 0 vs KC 0	T	Mabiala 3 (Valeri 4)	48; Armenteros 4 (Valeri 5)	57; Mabiala 4 (Valeri 6)	74	
Game #14	06/24/2018	POR 1 at ATL 1	T	Armenteros 5 (Valeri 7)	14; Armenteros 6 (Valeri 8, Blanco 4)	53		
Game #15	06/30/2018	POR 3 at SEA 2	W	Armenteros 7 (unassisted)	39; Valeri 7 (unassisted)	65		
Game #16	07/07/2018	POR 2 vs SJ 1	W	Blanco 6 (Powell 3, Valeri 9)	7; Adi 3 (unassisted)	80		
Game #17	07/15/2018	POR 0 at LFC 0	T	Valeri 8 (penalty kick)	58; Asprilla 1 (penalty kick)	84; Guzman 1 (Valeri 10)	87	
Game #18	07/21/2018	POR 2 vs MTL 2	T	Valeri 9 (penalty kick)	71			
Game #19	07/28/2018	POR 2 vs HOU 1	W	Armenteros 8 (Polo 1, Blanco 5)	35			
Game #20	08/04/2018	POR 3 vs PHI 0	W	Chara 1 (Blanco 6, Valentin 1)	64; Guzman 2 (unassisted)	83		
Game #21	08/11/2018	POR 1 vs VAN 2	L	Olum 1 (Cascante 1, Guzman 1)	70			
Game #22	08/15/2018	POR 1 at DC 4	L	Ebobisse 1 (Blanco 7)	45; Valeri 10 (Blanco 8)	65		
Game #23	08/18/2018	POR 0 at KC 3	L	own goal (Fuenmayor)	9			
Game #24	08/26/2018	POR 0 vs SEA 1	L	Guzman 3 (Polo 2, Blanco 9)	18; Polo 1 (unassisted)	37; own goal (Abubakar)	48	
Game #25	08/29/2018	POR 2 vs TOR 0	L	Powell 2 (unassisted)	55; Blanco 7 (Willafana 1)	79		
Game #26	09/01/2018	POR 1 at NE 1	T	Ebobisse 2 (Blanco 10)	33; Blanco 8 (unassisted)	70; Blanco 9 (Valeri 11, Ebobisse 1)	73; Melano 1 (unassisted)	88
Game #27	09/08/2018	POR 2 vs COL 0	W	Mabiala 5 (Valeri 12)	15; Chara 2 (Blanco 11, Ebobisse 2)	68; Blanco 10 (Melano 1)	87	
Game #28	09/15/2018	POR 1 at HOU 4	L	Flores 1 (unassisted)	90			
Game #29	09/19/2018	POR 3 vs CLB 2	W					
Game #30	09/22/2018	POR 2 at MIN 3	L					
Game #31	09/29/2018	POR 0 vs DAL 0	T					
Game #32	10/06/2018	POR 4 at RSL 1	W					
Game #33	10/21/2018	POR 3 vs RSL 0	W					
Game #34	10/28/2018	POR 1 at VAN 2	L					



PORTLAND TIMBERS

PORTLAND TIMBERS – CUP COMPETITIONS – GAME-BY-GAME

#	Player	U.S. OPEN CUP					QF	FOR
		4R	5R	5R	5R	5R		
		SJ	LA	LA	LA	LA	LA	
1	Jeff Attinella	2-0	1-0	1-0	2-3	90G	90G	
2	Alvas Powell			29				
5	Vytas Andriuskevicius	90D	90D	90D	90D	90D	90D	
7	Roy Miller							
8	Diego Valeri			75F	10	10	10	
9	Fanendo Adi			89M	70M	70M	70M	
10	Sebastian Blanco				90M	90M	90M	
11	Andy Polo			90M	18	18	18	
13	Lawrence Olum	90D	90M	61D	72D	72D	72D	
14	Andres Flores							
16	Zarek Valentin	67F			90D	90D	90D	
17	Jeremy Ebobisse							
18	Julio Cascante							
19	Victor Arboleda	90M	90M	1	90M	90M	90M	
20	David Guzman							
21	Diego Chara	90M	90M		90M	90M	90M	
22	Cristhian Paredes	45M						
23	Jack Barmy							
24	Liam Ridgewell	90D	90D		80D	80D	80D	
25	Bill Tuitoma	90D	90D					
26	Modou Jadama	90M	15		90F	90F	90F	
27	Dairon Asprilla	23						
28	Foster Langsdorf	45						
30	Eryk Williamson							
32	Marco Farfan							
33	Larrys Mabilala	90M	90D					
40	Renzo Zambrano	90G						
43	Kendall McIntosh	88M						
44	Marvin Loria	2						
47	Darixon Vuelto							
90	Jake Gleeson	90F	20					
99	Samuel Armenteros							

U.S. OPEN CUP		U.S. OPEN CUP		U.S. OPEN CUP	
4R	06/06/2018	POR 2 vs SJ	0	W	Ebobisse (unassisted) 28; Asprilla (Chara) 66
5R	06/15/2018	POR 1 vs LA	0	W	Blanco (Adi) 30
QF	07/18/2018	POR 2 at LFC	3	W	Cascante (Guzmán) 47+; Vytas (Asprilla) 52





REAL SALT LAKE

2018 RECORD

	GP	W-L-T	PTS	GF	GA
Real	34	14-13-7	49	55	58

RECORD at RIO TINTO STADIUM

	GP	W-L-T	PTS	GF	GA
	17	11-2-4	37	38	24

RECORD on road

	GP	W-L-T	PTS	GF	GA
	17	3-11-3	12	17	34

RECORD at the half

	W	L	T
LEADING	10	1	5
TIED	3	3	2
TRAILING	1	9	0

RECORD with the first goal

	W	L	T
SCORING	10	2	6
CONCEDING	4	11	0

TEAM COMPARISONS

	FOR	AGAINST
GOALS SCORED	1.61 (10th)	1.71 (14th)
TOTAL SHOTS	13.68 (12th)	13.11 (12th)
SHOTS ON GOAL	5.82 (4th)	5.06 (12th)
SHOOTING ACCURACY	42.6% (1st)	38.6% (16th)
SCORING %AGE	11.8% (12th)	13.0% (19th)
FOULS	11.64 (11th)	10.97 (9th)
CORNER KICKS	4.41 (22nd)	6.06 (20th)
OFFSIDE	2.21 (9th)	2.41 (17th)

GOALS SCORED IN GAME

GP	0	1	2	3	4+	TOT	AVG
34	7	13	8	2	4	55	1.62

GOALS ALLOWED IN GAME

GP	0	1	2	3	4+	TOT	AVG
34	7	10	8	5	4	58	1.71

GOALS BY INTERVALS

	TOT	0-15	16-30	31-45+	46-60	61-75	76-90+
FOR	55	10	8	7	7	9	14
AGAINST	58	6	7	8	6	17	14

WHERE THE GOALS COME FROM

	FOR	AGAINST
GOALS SCORED	55	58
MINUTES PER GOAL	56	53

HOW SCORED

RIGHT FOOT	36	27
LEFT FOOT	10	23
HEADERS	9	8
OTHER	0	0

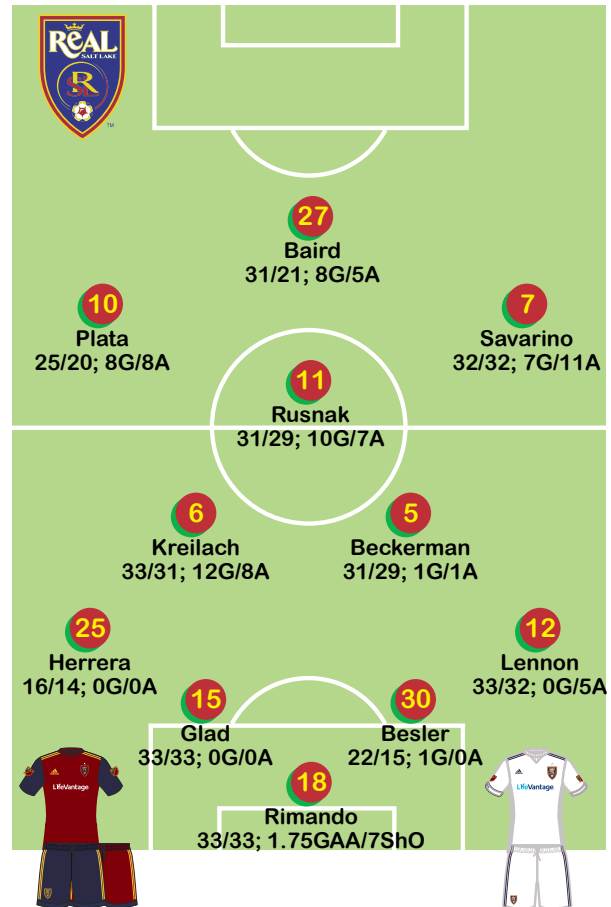
TYPE OF PLAY

OPEN PLAY	32	33
CROSS	8	6
CORNER	4	5
REBOUND	3	4
PENALTIES	6	5
DIRECT FROM FREE KICK	2	0
FREE KICK (INDIRECT)	0	4
OWN GOALS	0	1

DISTANCE

INSIDE GOAL AREA	8	14
INSIDE PENALTY AREA	37	36
OUTSIDE PENALTY AREA	10	8

PRIMARY TEAM





REAL SALT LAKE

No.	Player	Pos	Ht	Wt	Birthdate	Birthplace	2018				CAREER			
							GP	GS	G	A	GP	GS	G	A
1	Alex Horwath	GK	6-4	200	03/27/1987	Woodbine, MD	0	0	0	0	1	1	0	0
MLS Season: 2. Last club: SK Brann (Norway). College: Univ. of Wisconsin														
2	Tony Beltran	DF	5-7	150	10/11/1987	Whittier, CA	0	0	0	0	245	230	1	12
MLS Season: 11. 2008 SuperDraft: Round 1, Pick 3 (UCLA). International: USA 3/0														
3	Adam Henley	DF	5-10	172	06/14/1994	Knoxville, TN	5	2	0	0	5	2	0	0
MLS Season: 1. Last club: Blackburn Rovers (England). International: Wales 2/0														
4	David Horst	DF	6-4	210	10/25/1985	Pine Grove, PA	5	3	0	0	148	129	5	4
MLS Season: 11. Last club: Houston Dynamo. 2008 SuperDraft: Round 1, Pick 14 (Old Dominion Univ.)														
5	Kyle Beckerman	MF	5-11	170	04/23/1982	Crofton, MD	31	29	1	1	463	432	41	50
MLS Season: 19. Last club: Colorado Rapids. International: USA 58/1														
6	Damir Kreilach	MF	6-1	174	04/16/1989	Vukovar, Yugoslavia	33	31	12	8	33	31	12	8
MLS Season: 1. Last club: Union Berlin (Germany)														
7	Jefferson Savarino	FW	5-7	145	11/11/1996	Maracaibo, Venezuela	32	32	7	11	54	51	13	16
Young Designated Player. MLS Season: 1. Last club: Zulia FC (Venezuela). International: Venezuela 4/0														
8	Sunday Stephen	MF	5-11	164	09/17/1988	Lagos, Nigeria	23	16	0	1	59	49	1	3
MLS Season: 3. Last club: Alanyaspor (Turkey). International: Nigeria 1/0														
10	Joao Plata	MF	5-2	157	03/01/1992	Guayaquil, Ecuador	25	20	8	8	194	163	48	48
MLS Season: 8. Last club: Toronto FC. International: Ecuador 5/3														
11	Albert Rusnak	MF	5-9	161	07/07/1994	Vyskov, Czech Republic	31	29	10	7	61	58	17	21
Designated Player. MLS Season: 2. Last club: FC Groningen (Netherlands). International: Slovakia 12/1														
12	Brooks Lennon	DF	5-10	155	09/22/1997	Paradise Valley, AZ	33	32	0	5	58	47	3	9
Homegrown Player. MLS Season: 2. Last club: Liverpool FC (England)														
13	Nick Besler	DF	6-1	165	05/07/1993	Overland Park, KS	22	15	1	0	22	15	1	0
MLS Season: 4. Last club: Portland Timbers. 2015 SuperDraft: Round 1, Pick 5 (Univ. of Notre Dame)														
14	Nedum Onuoha	DF	6-0	210	11/12/1986	Warri, Nigeria	2	1	0	1	2	1	0	1
MLS Season: 1. Last club: Queens Park Rangers (England)														
15	Justen Glad	DF	6-1	160	02/28/1997	Pasadena, CA	33	33	0	0	86	84	2	1
Homegrown Player. MLS Season: 5.														
17	Demar Phillips	DF	5-6	132	09/23/1983	Kingston, Jamaica	5	5	0	0	65	55	0	7
MLS Season: 4. Last club: Aalesunds FK (Norway). International: Jamaica 71/12														
18	Nick Rimando	GK	5-10	189	06/17/1979	Montclair, CA	33	33	0	0	485	485	0	7
MLS Season: 19. Last club: D.C. United. 2000 SuperDraft: Round 3, Pick 35 (UCLA). International: USA 22/0														
19	Luke Mulholland	MF	5-9	165	08/07/1988	Preston, England	2	1	0	1	122	97	16	16
MLS Season: 5. Last club: Tampa Bay Rowdies (NASL). College: Wingate Univ.														
20	Luis Silva	FW	6-0	175	12/10/1988	Oaxaca, Mexico	19	9	5	0	157	108	32	16
MLS Season: 7. Last club: Tigres UANL (Mexico). 2012 SuperDraft: Round 1, Pick 4 (Univ. California-Santa Barbara)														
21	Taylor Peay	DF	6-3	195	09/05/1991	Salt Lake City, UT	1	0	0	0	8	4	0	0
MLS Season: 4. Last club: Real Monarchs (USL). 2014 SuperDraft: Round 2, Pick 26 (Univ. of Washington)														
22	Aaron Herrera	DF	5-11	155	06/06/1997	Las Cruces, NM	16	14	0	0	16	14	0	0
Homegrown Player. MLS Season: 5. College: Univ. of New Mexico														
23	Sebastian Saucedo	FW	5-7	145	01/22/1997	San Fernando Valley, CA	28	10	3	5	57	16	3	7
Homegrown Player. MLS Season: 5. Last club: Veracruz (Mexico)														
24	Connor Sparrow	GK	6-2	175	05/10/1994	St. Louis, MO	0	0	0	0	0	0	0	0
MLS Season: 2. Last club: Real Monarchs (USL). 2015 SuperDraft: Round 4, Pick 65 (Creighton Univ.)														
25	Danilo Acosta	DF	5-11	170	11/17/1997	San Pedro Sula, Honduras	12	10	0	2	29	26	0	4
Homegrown Player. MLS Season: 3.														
27	Corey Baird	FW	5-10	160	01/30/1996	Palomar, CA	31	21	8	5	31	21	8	5
Homegrown Player. MLS Season: 1. College: Stanford Univ.														
28	Ricky Lopez-Espin	FW	6-3	200	12/02/1995	Miami, FL	1	0	0	0	1	0	0	0
MLS Season: 1. 2018 SuperDraft: Round 2, Pick 33 (Creighton Univ.)														
30	Marcelo Silva	DF	6-2	181	03/21/1989	Mercedes, Uruguay	18	18	0	0	27	27	0	0
MLS Season: 4. Last club: Real Zaragoza (Spain)														
31	Pablo Ruiz	DF	5-7	145	12/20/1998	Comodoro Rivadavia, Argentina	12	5	0	0	12	5	0	0
MLS Season: 1. Last club: San Luis (Chile)														
51	Andrew Putna	GK	6-2	180	10/21/1994	Lemont, IL	2	1	0	0	2	1	0	0
MLS Season: 1. Last club: Real Monarchs (USL). 2017 SuperDraft: Round 3, Pick 48 (Univ. of Illinois-Chicago)														
70	Jordan Allen	MF	5-10	160	04/25/1995	Rochester, NY	0	0	0	0	50	24	4	4
Homegrown Player. MLS Season: 5. College: Univ. of Virginia														
ON LOAN														
26	Shawn Barry	DF	6-0	170	04/23/1990	Miramar, FL	4	3	0	0	4	3	0	0
MLS Season: 4. Last club: Korona Kielce (Poland). College: Univ. of Virginia. International: Puerto Rico 1/0														
29	Jose Hernandez	MF	5-3	126	04/12/1996	Mexico City, Mexico	0	0	0	0	7	1	1	0
Homegrown Player. MLS Season: 1.														

HEAD COACH : Mike Petke

01/30/1976

W57 L44 T30



REAL SALT LAKE PLAYOFF HISTORY

vs. Team	No. of Series	Series W-L	GP	W-L-T	OT	ShO	GF	GA	Last Mtg.	Round	Series Result
Chicago	1	1-0	1	1-0-0	1-0-0	1-0	0	0	2009	Semifinals	Won 1 games to 0
Columbus	1	1-0	2	2-0-0	0-0-0	0-0	4	2	2009	Quarterfinals	Won 2 games to 0
FC Dallas	1	0-1	2	0-1-1	0-0-0	0-0	2	3	2010	Quarterfinals	Lost 1 games to 0
Kansas City	1	0-1	1	0-1-0	0-1-0	0-1	1	1	2013	MLS Cup '13	Lost MLS Cup '13
Los Angeles	5	2-3	7	2-4-1	2-0-0	1-0	5	13	2016	Wild Card	Lost 1 games to 0
N.Y. Red Bulls	1	0-1	1	0-1-0	0-0-0	0-0	0	1	2008	Semifinals	Lost 1 games to 0
Chivas USA	1	1-0	2	1-0-1	0-0-0	0-0	3	2	2008	Quarterfinals	Won 1 games to 0
Seattle	2	1-1	4	1-2-1	0-0-0	0-0	3	3	2012	Quarterfinals	Lost 1 games to 0
Portland	1	1-0	2	2-0-0	0-0-0	0-0	5	2	2013	Semifinals	Won 2 games to 0
TOTALS	14	7-7	22	9-9-4	3-1-0	2-1	23	27			

REAL SALT LAKE - ALL-TIME POSTSEASON RESULTS

DATE	OPPONENT	RESULT	ATT.	W-L-T	RD.	GOALS:
11/01/2008	Chivas USA	W 1-0	14,719	1-0-0	QTR	RSL: Movsisyan (90)
11/08/2008	at Chivas USA	T 2-2	19,265	1-0-1	QTR	RSL: Kovalenko (39) Morales (77); CHV: Kljestan (30) Braun (83)
11/15/2008	New York	L 0-1	20,008	1-1-1	SEM	NY: van den Bergh (28)
10/31/2009	Columbus	W 1-0	11,499	1-0-0	QTR	RSL: Findley (88)
11/05/2009	at Columbus	W 3-2	10,109	2-0-0	QTR	RSL: Morales (37) Findley (45) Williams (74); CLB: Barros Schelotto (19,35)
11/14/2009	at Chicago	W 0-0 (OT)	21,723	3-0-0	SEM	
11/22/2009	at Los Angeles	W 1-1 (OT)	46,011	4-0-0	FIN	RSL: Findley (64); LA: Magee (41)
10/30/2010	at FC Dallas	L 1-2	11,003	0-1-0	QTR	RSL: Espindola (5); DAL: Cunningham (44) Avila (88)
11/06/2010	FC Dallas	T 1-1	19,324	0-1-1	QTR	RSL: Findley (79); DAL: McCarty (17)
10/29/2011	Seattle	W 3-0	17,067	1-0-0	QTR	RSL: Saborio (41,53) Grabavoy (88)
11/02/2011	at Seattle	L 0-2	36,021	1-1-0	QTR	SEA: Alonso (56) Neagle (61)
11/06/2011	at Los Angeles	L 1-3	23,437	1-2-0	SEM	RSL: Saborio (25); LA: Donovan (23) Magee (58) Keane (68)
11/02/2012	at Seattle	T 0-0	34,941	0-0-1	QTR	
11/08/2012	Seattle	L 0-1	19,657	0-1-1	QTR	SEA: Martinez (81)
11/03/2013	at Los Angeles	L 0-1	27,000	0-1-0	QTR	LA: Franklin (48)
11/07/2013	Los Angeles	W 2-0 (OT)	19,042	1-1-0	QTR	RSL: Velasquez (35) Schuler (102)
11/10/2013	Portland	W 4-2	17,333	2-1-0	SEM	RSL: Schuler (35) Findley (41) Sandoval (48) Morales (82); POR: W. Johnson (14) Piquionne (94+)
11/24/2013	at Portland	W 1-0	20,674	3-1-0	SEM	RSL: Findley (29)
12/07/2013	at Sporting KC	T 1-1 (OT)	21,650	3-1-1	FIN	RSL: Saborio (52); KC: Collin (76)
11/01/2014	Los Angeles	T 0-0	20,713	0-0-1	QTR	
11/09/2014	at Los Angeles	L 0-5	27,000	0-1-1	QTR	LA: Donovan (10,54,72) Keane (20) Sarvas (63)
10/26/2016	at Los Angeles	L 1-3	18,124	0-1-0	WC	RSL: Plata (21); LA: Gordon (14) Boateng (26,34)



REAL SALT LAKE

ALL-TIME REAL SALT LAKE POSTSEASON STATISTICS (7-8-7, 28 PTS.)

PLAYER	GP	GS	MIN	G	A
Robbie Findley	15	8	941	6	3
Alvaro Saborio	12	12	1068	4	0
Javier Morales	21	21	1788	3	9
Chris Schuler	11	10	1018	2	0
Andy Williams	12	10	844	1	2
Yura Movsisyan	8	5	489	1	1
Joao Plata	5	3	302	1	1
Fabian Espindola	13	8	741	1	0
Ned Grabavoy	14	8	822	1	0
Dema Kovalenko	2	2	149	1	0
Devon Sandoval	3	2	186	1	0
Sebastian Velasquez	5	2	242	1	0
Kyle Beckerman	22	22	2100	0	2
Robbie Russell	12	10	943	0	2
Chris Wingert	19	19	1709	0	2
Nat Borchers	19	19	1824	0	1
Jamison Olave	13	12	1064	0	1
Jean-Marc Alexandre	2	0	18	0	0
Jordan Allen	1	0	16	0	0
Yordany Alvarez	3	1	74	0	0
Tony Beltran	13	12	1132	0	0
Kenny Deuchar	1	0	1	0	0
Olmes Garcia	3	1	139	0	0
Luis Gil	11	6	629	0	0
Justen Glad	1	1	90	0	0
Cole Grossman	1	0	16	0	0
Sebastian Jaime	1	0	20	0	0
Will Johnson	14	13	1177	0	0
Ian Joy	1	1	63	0	0
Abdoulie Mansally	2	1	117	0	0
Juan Manuel Martinez	1	1	58	0	0
Clint Mathis	7	3	423	0	0
Luke Mulholland	3	2	167	0	0
Lovel Palmer	3	1	164	0	0
Paulo Junior	3	1	120	0	0
Demar Phillips	1	1	90	0	0
Nick Rimando	22	22	2100	0	0
Jonny Steele	1	0	4	0	0
Sunday Stephen	1	1	90	0	0
Khari Stephenson	1	0	31	0	0
Collen Warner	1	0	34	0	0
Kwame Watson-Siriboe	1	1	76	0	0
Team totals	22	22	2100	23	24
Opponent totals	22	22	2100	27	27

REAL SALT LAKE INDIVIDUAL GOALKEEPING						
GOALKEEPER	GP	GS	SV	GA	GAA	SO
Nick Rimando	22	22	61	27	1.16	8
Team totals	22	22	61	27	1.16	8
Opponent totals	22	22	88	23	0.99	8



REAL SALT LAKE

CAREER POSTSEASON STATISTICS FOR CURRENT REAL SALT LAKE PLAYERS

UNF	POS	PLAYER	GP	GS	MIN	G	A	SHT	SOG	PKG	PKA	SKG	SKA	FC	FS	OFF	CK	C	E
70	M-F	Jordan Allen	1	0	16	0	0	1	0	0	0	0	0	1	0	0	0	0	0
5	M	Kyle Beckerman	32	32	3014	0	5	51	16	0	0	3	4	43	29	2	16	10	0
2	D	Tony Beltran	13	12	1132	0	0	3	0	0	0	1	1	15	16	0	0	3	0
15	D	Justen Glad	1	1	90	0	0	0	0	0	0	0	0	1	0	0	0	0	0
19	M	Luke Mulholland	3	2	167	0	0	5	0	0	0	0	0	1	3	0	0	0	0
17	M	Demar Phillips	1	1	90	0	0	0	0	0	0	0	0	3	1	0	0	1	0
10	F	Joao Plata	5	3	302	1	1	4	3	1	1	1	1	6	5	3	7	0	0
8	M	Sunday Stephen	1	1	90	0	0	0	0	0	0	0	0	4	0	0	0	1	0
UNF	POS	GOALKEEPER	GP	GS	MIN	SHTS	SV	GA	GAA	PKG	PKA	SKG	SKA	W	L	T	SO		
18	GK	Nick Rimando	34	34	3169	53	114	45	1.28	6	6	18	30	13	12	9	13		



REAL SALT LAKE

REAL SALT LAKE INDIVIDUAL HIGH GAMES (2018)

Goals				
3	Damir Kreilach	09/01/2018	vs. LA	W 6-2
Assists				
2	6 times			
Shots				
7	Joao Plata	04/21/2018	vs. COL	W 3-0
Shots on Goal				
4	Jefferson Savarino	08/18/2018	at HOU	W 2-1
Fouls Committed				
5	Sunday Stephen	09/01/2018	vs. LA	W 6-2
Fouls Suffered				
6	Sebastian Saucedo	05/19/2018	at PHI	L 1-4
6	Jefferson Savarino	06/23/2018	vs. SJ	T 1-1
Offside				
3	Corey Baird	08/04/2018	vs. CHI	W 2-1
3	Damir Kreilach	09/22/2018	at ATL	L 0-2
Saves				
6	Nick Rimando	05/19/2018	at PHI	L 1-4
6	Nick Rimando	09/22/2018	at ATL	L 0-2
Shots Faced				
10	Nick Rimando	03/10/2018	vs. LFC	L 1-5
10	Nick Rimando	05/19/2018	at PHI	L 1-4
Goals Allowed				
5	Nick Rimando	03/10/2018	vs. LFC	L 1-5

TEAM HIGH GAMES (2018)

Goals				
6	08/25/2018	at COL	W 6-0	
6	09/01/2018	vs. LA	W 6-2	
Assists				
6	08/25/2018	at COL	W 6-0	
6	09/01/2018	vs. LA	W 6-2	
6	10/18/2018	vs. NE	W 4-1	
Shots				
29	04/21/2018	vs. COL	W 3-0	
Shots on Goal				
13	08/25/2018	at COL	W 6-0	
Fouls Committed				
18	07/28/2018	at SJ	T 0-0	
Fouls Suffered				
19	03/03/2018	at DAL	T 1-1	
19	10/18/2018	vs. NE	W 4-1	
Corner Kicks				
9	10/21/2018	at POR	L 0-3	
Offside				
7	08/04/2018	vs. CHI	W 2-1	
7	09/22/2018	at ATL	L 0-2	
Saves				
6	05/19/2018	at PHI	L 1-4	
6	09/22/2018	at ATL	L 0-2	
Shots Faced				
12	03/10/2018	vs. LFC	L 1-5	
Goals Allowed				
5	03/10/2018	vs. LFC	L 1-5	

TEAM LOW GAMES (2018)

Shots				
6	03/17/2018	vs. NYR	W 1-0	
6	05/26/2018	at SEA	W 1-0	
Shots on Goal				
2	05/26/2018	at SEA	W 1-0	
Fouls Committed				
4	08/04/2018	vs. CHI	W 2-1	
Fouls Suffered				
4	08/25/2018	at COL	W 6-0	
Corner Kicks				
1	04/07/2018	vs. VAN	W 2-1	
1	07/21/2018	vs. COL	T 2-2	
Offside				
0	8 times			
Saves				
0	04/21/2018	vs. COL	W 3-0	
0	06/02/2018	vs. SEA	W 2-0	
0	08/25/2018	at COL	W 6-0	
Shots Faced				
0	04/21/2018	vs. COL	W 3-0	
0	06/02/2018	vs. SEA	W 2-0	

REAL SALT LAKE INDIVIDUAL POSTSEASON HIGH GAMES (2005-16)

Goals				
2	Alvaro Saborio	10/29/2011	vs. SEA	W 3-0
Assists				
2	Javier Morales	10/29/2011	vs. SEA	W 3-0
2	Javier Morales	11/10/2013	vs. POR	W 4-2
Shots				
6	Alvaro Saborio	10/29/2011	vs. SEA	W 3-0
Shots on Goal				
3	Alvaro Saborio	10/29/2011	vs. SEA	W 3-0
Fouls Committed				
6	Yura Movsisyan	11/01/2008	vs. CHV	W 1-0
6	Javier Morales	11/08/2008	at CHV	T 2-2
6	Chris Wingert	11/14/2009	at CHI	W 0-0
Fouls Suffered				
5	Alvaro Saborio	10/29/2011	vs. SEA	W 3-0
5	Javier Morales	11/08/2012	vs. SEA	L 0-1
5	Javier Morales	11/01/2014	vs. LA	T 0-0
5	Juan Manuel Martinez	10/26/2016	at LA	L 1-3
Offside				
6	Robbie Findley	11/22/2009	at LA	W 1-1
6	Alvaro Saborio	11/01/2014	vs. LA	T 0-0
Saves				
8	Nick Rimando	11/05/2009	at CLB	W 3-2
Shots Faced				
10	Nick Rimando	11/05/2009	at CLB	W 3-2
Goals Allowed				
5	Nick Rimando	11/09/2014	at LA	L 0-5

TEAM POSTSEASON HIGH GAMES (2005-16)

Goals				
4	11/10/2013	vs. POR	W 4-2	
Assists				
4	11/10/2013	vs. POR	W 4-2	
Shots				
24	11/15/2008	vs. NY	L 0-1	
Shots on Goal				
11	10/29/2011	vs. SEA	W 3-0	
Fouls Committed				
24	11/08/2008	at CHV	T 2-2	
Fouls Suffered				
24	11/01/2014	vs. LA	T 0-0	
Corner Kicks				
11	11/06/2010	vs. DAL	T 1-1	
Offside				
8	11/22/2009	at LA	W 1-1	
8	11/01/2014	vs. LA	T 0-0	
Saves				
8	11/05/2009	at CLB	W 3-2	
Shots Faced				
10	11/05/2009	at CLB	W 3-2	
Goals Allowed				
5	11/09/2014	at LA	L 0-5	

TEAM POSTSEASON LOW GAMES (2005-16)

Shots				
4	11/02/2011	at SEA	L 0-2	
4	11/09/2014	at LA	L 0-5	
Shots on Goal				
1	11/02/2011	at SEA	L 0-2	
1	11/09/2014	at LA	L 0-5	
Fouls Committed				
4	11/15/2008	vs. NY	L 0-1	
Fouls Suffered				
8	11/14/2009	at CHI	W 0-0	
8	11/09/2014	at LA	L 0-5	
Corner Kicks				
0	11/08/2008	at CHV	T 2-2	
Offside				
0	11/01/2008	vs. CHV	W 1-0	
0	11/08/2012	vs. SEA	L 0-1	
0	11/10/2013	vs. POR	W 4-2	
0	11/09/2014	at LA	L 0-5	
Saves				
0	10/29/2011	vs. SEA	W 3-0	
0	10/26/2016	at LA	L 1-3	
Shots Faced				
0	10/29/2011	vs. SEA	W 3-0	



REAL SALT LAKE

2018 REAL SALT LAKE STATISTICS (14-13-7, 49 pts.)

UNF	POS	PLAYER	GP	GS	MIN	G	A	SHT	SOG	FC	FS	OFF	CK	C	E
6	M	Damir Kreilach	33	31	2784	12	8	67	27	39	47	15	0	5	0
11	M	Albert Rusnak	31	29	2592	10	7	67	29	19	20	6	99	0	0
10	M	Joao Plata	25	20	1721	8	8	56	29	12	29	5	29	0	0
27	F	Corey Baird	31	21	1903	8	5	39	20	20	13	14	1	4	0
7	F	Jefferson Savarino	32	32	2853	7	11	78	31	30	70	18	2	2	0
20	F	Luis Silva	19	9	810	5	0	30	16	3	7	5	0	0	0
23	F	Sebastian Saucedo	28	10	1031	3	5	46	23	14	35	8	17	1	0
5	M	Kyle Beckerman	31	29	2621	1	1	23	5	50	25	1	0	8	0
13	D	Nick Besler	22	15	1431	1	0	2	1	13	15	0	0	1	0
12	D	Brooks Lennon	33	32	2850	0	5	7	3	25	14	1	0	7	0
25	D	Danilo Acosta	12	10	896	0	2	4	2	17	13	0	0	0	0
19	M	Luke Mulholland	2	1	91	0	1	0	0	0	3	0	0	0	0
14	D	Nedum Onuoha	2	1	92	0	1	1	0	1	0	0	0	0	0
8	M	Sunday Stephen	23	16	1414	0	1	8	1	35	17	0	0	6	0
26	D	Shawn Barry	4	3	204	0	0	0	0	2	6	0	0	1	0
15	D	Justen Glad	33	33	2910	0	0	11	5	35	17	0	0	6	0
3	D	Adam Henley	5	2	260	0	0	1	0	3	3	0	0	1	0
22	D	Aaron Herrera	16	14	1236	0	0	3	1	13	11	0	0	2	0
4	D	David Horst	5	3	312	0	0	2	0	2	8	0	0	0	0
28	F	Ricky Lopez-Espin	1	0	22	0	0	1	0	1	0	0	0	0	0
16	F	Alfredo Ortuno	3	1	119	0	0	0	0	1	1	2	0	0	0
21	D	Taylor Peay	1	0	1	0	0	0	0	0	0	0	0	0	0
17	D	Demar Phillips	5	5	360	0	0	2	0	5	2	0	0	2	0
51	G	Andrew Putna	2	1	135	0	0	0	0	0	0	0	0	0	0
18	G	Nick Rimando	33	33	2925	0	0	0	0	0	6	0	0	0	0
31	D	Pablo Ruiz	12	5	530	0	0	13	3	7	2	0	2	2	0
30	D	Marcelo Silva	18	18	1557	0	0	4	2	26	10	0	0	7	0
70	M	Jordan Allen	0	0	0	0	0	0	0	0	0	0	0	0	0
2	D	Tony Beltran	0	0	0	0	0	0	0	0	0	0	0	0	0
29	M	Jose Hernandez	0	0	0	0	0	0	0	0	0	0	0	0	0
1	G	Alex Horwath	0	0	0	0	0	0	0	0	0	0	0	0	0
24	G	Connor Sparrow	0	0	0	0	0	0	0	0	0	0	0	0	0
		Team totals	34	34	3060	55	55	465	198	373	396	75	150	55	0
		Opponent totals	34	34	3060	58	61	446	172	396	373	82	206	56	7

GAME-WINNING GOALS: Jefferson Savarino 3, Sebastian Saucedo 3, Albert Rusnak 3, Damir Kreilach 2
Joao Plata 1, Kyle Beckerman 1, Corey Baird 1

GAME-WINNING ASSISTS: Damir Kreilach 4, Joao Plata 3, Jefferson Savarino 1, Sebastian Saucedo 1
Albert Rusnak 1, Kyle Beckerman 1, Corey Baird 1, Danilo Acosta 1

PENALTY KICK GOALS/ATTEMPTS: Albert Rusnak 3-4, Joao Plata 2-3, Luis Silva 1-1

REAL SALT LAKE INDIVIDUAL GOALKEEPING

UNF	POS	GOALKEEPER	GP	GS	MIN	SHTS	SV	GA	GAA	PG	PA	W	L	T	SO
51	G	Andrew Putna	2	1	135	7	6	1	0.67	0	0	1	0	0	0
18	G	Nick Rimando	33	33	2925	165	103	57	1.75	5	7	13	13	7	7
		Team totals	34	34	3060	172	109	58	1.71	5	7	14	13	7	7
		Opponent totals	34	34	3060	198	139	55	1.62	6	8	13	14	7	7

* = Played with other teams in 2018. Only Real Salt Lake statistics listed here.



REAL SALT LAKE

REAL SALT LAKE 2018 SCHEDULE

DAY	DATE	OPPONENT	RESULT	ATT.	W-L-T	POS.	PTS	NOTES:
Sat.	Mar. 3	at FC Dallas	T 1-1	16,116	0-0-1	T3	1	RSL: Plata (25); DAL: own goal (86)
Sat.	Mar. 10	Los Angeles FC	L 1-5	20,706	0-1-1	T8	1	RSL: Plata (20); LFC: Rossi (30,81) Blessing (33) Feilhaber (47) Vela (86)
Sat.	Mar. 17	New York Red Bull	W 1-0	16,334	1-1-1	T5	4	RSL: Rusnak (4)
Fri.	Mar. 30	at Toronto FC	L 1-3	28,006	1-2-1	T6	4	RSL: Baird (82); TOR: Altidore (23,45) Ricketts (92+)
Sat.	Apr. 7	Vancouver	W 2-1	16,015	2-2-1	T3	7	RSL: L. Silva (49+) Savarino (88); VAN: Shea (92+)
Wed.	Apr. 11	at New York City	L 0-4	18,603	2-3-1	T3	7	NYC: Tajouri-Shradi (12) Morales (30) Berget (41) Ofori (70)
Sat.	Apr. 21	Colorado	W 3-0	17,461	3-3-1	T4	10	RSL: Plata (82) Kreilach (89) Rusnak (92+)
Fri.	Apr. 27	at Vancouver	L 0-2	19,283	3-4-1	T5	10	VAN: Techera (75) Blondell (79)
Sun.	May 6	at Orlando City S	L 1-3	23,258	3-5-1	T8	10	RSL: Baird (12); ORL: Dwyer (60) Sane (63) Yotun (78)
Sat.	May 12	D.C. United	W 3-2	16,961	4-5-1	5	13	RSL: Baird (21) Rusnak (26) Savarino (56); DC: Arriola (9) Birnbaum (83)
Sat.	May 19	at Philadelphia	L 1-4	16,019	4-6-1	6	13	RSL: Kreilach (65); PHI: Epps (21) Dockal (34) Ilsinho (74) Rosenberry (81)
Sat.	May 26	at Seattle	W 1-0	39,508	5-6-1	T7	16	RSL: Saucedo (61)
Wed.	May 30	Houston	W 2-1	16,613	6-6-1	5	19	RSL: L. Silva (34) Beckerman (82); HOU: Elis (75)
Sat.	June 2	Seattle	W 2-0	18,556	7-6-1	3	22	RSL: Baird (57) L. Silva (91+)
Sat.	June 9	at LA Galaxy	L 0-3	25,462	7-7-1	T5	22	LA: Ibrahimovic (61,67) Kamara (76)
Sat.	June 23	San Jose	T 1-1	18,472	7-7-2	T4	23	RSL: Kreilach (54); SJ: Hoesen (64)
Sat.	June 30	at Columbus	L 1-2	16,680	7-8-2	T5	23	RSL: Rusnak (74); CLB: Zardes (6) Sosa (23)
Wed.	July 4	Sporting KC	W 4-2	19,206	8-8-2	T4	26	RSL: Savarino (29) Baird (37) Saucedo (46+) L. Silva (100+); KC: Salloi (20) Opara (64)
Sat.	July 7	FC Dallas	W 2-0	17,319	9-8-2	T4	29	RSL: Rusnak (11) L. Silva (91+)
Sat.	July 14	at Minnesota	L 2-3	23,667	9-9-2	T4	29	RSL: Plata (77,85); MIN: Ibson (51) Quintero (62) M. Ibarra (68)
Sat.	July 21	Colorado	T 2-2	19,207	9-9-3	6	30	RSL: Kreilach (11) Plata (17); COL: McBean (33) Serna (88)
Sat.	July 28	at San Jose	T 0-0	16,351	9-9-4	6	31	
Sat.	Aug. 4	Chicago	W 2-1	19,817	10-9-4	6	34	RSL: Kreilach (48+,75); CHI: Schweinsteiger (48)
Sat.	Aug. 11	Montreal	T 1-1	18,901	10-9-5	6	35	RSL: Plata (26); MTL: Raitala (55)
Wed.	Aug. 15	at Los Angeles FC	L 0-2	22,000	10-10-5	6	35	LFC: Ramirez (13,30)
Sat.	Aug. 18	at Houston	W 2-1	15,072	11-10-5	4	38	RSL: Rusnak (93+,100+); HOU: B. Garcia (36)
Sat.	Aug. 25	at Colorado	W 6-0	16,669	12-10-5	4	41	RSL: Kreilach (6) Savarino (33,58) Plata (69) Baird (74) Rusnak (86)
Sat.	Sept. 1	LA Galaxy	W 6-2	21,363	13-10-5	4	44	RSL: Rusnak (14,68) Savarino (48) Kreilach (48+,61,71); LA: J. dos Santos (0:32) Alessandrini (63)
Sat.	Sept. 15	Minnesota	T 1-1	19,785	13-10-6	4	45	RSL: Kreilach (11); MIN: M. Ibarra (84)
Sat.	Sept. 22	at Atlanta	L 0-2	72,017	13-11-6	5	45	ATL: Gressel (37) Villalba (61)
Sun.	Sept. 30	at Sporting KC	T 1-1	19,844	13-11-7	6	46	RSL: Baird (9); KC: Opara (52)
Sat.	Oct. 6	Portland	L 1-4	20,034	13-12-7	6	46	RSL: Savarino (55); POR: Ebobisse (33) Blanco (70,73) Melano (88)
Thu.	Oct. 18	New England	W 4-1	19,536	14-12-7	6	49	RSL: Besler (4) Saucedo (14) Baird (29) Kreilach (50); NE: Rowe (69)
Sun.	Oct. 21	at Portland	L 0-3	21,144	14-13-7	6	49	POR: Mabiala (15) Chara (68) Blanco (87)



REAL SALT LAKE

REAL SALT LAKE – GAME-BY-GAME

#	Player	1	2	3	4	5	6	7	8	9	10	11	12	13	14	15	16	17	18	19	20	21	22	23	24	25	26	27	28	29	30	31	32	33	34		
DAL	LFC	NYR	TOR	VAN	NYC	COL	VAN	ORL	DC	PHI	SEA	HOU	SEA	LA	SJ	CLB	KC	DAL	MIN	COL	SJ	CHI	MTL	LFC	HOU	COL	LA	MIN	ATL	KC	POR	NE	POR				
1-1	1-5	1-0	1-3	2-1	0-4	3-0	0-2	1-3	3-2	1-4	1-0	2-1	2-0	0-3	1-1	1-2	4-2	2-0	2-3	2-2	0-0	2-1	1-1	0-2	2-1	6-0	6-2	1-1	0-2	1-1	1-4	4-1	0-3				
1	Alex Horwath																																				
2	Tony Beltran																																				
3	Adam Henley																																				
4	David Horst																																				
5	Kyle Beckerman																																				
6	Damir Kreilach																																				
7	Jefferson Savarino																																				
8	Sunday Stephen																																				
10	Joao Plata																																				
11	Albert Rusnak																																				
12	Brooks Lennon																																				
13	Nick Besler																																				
14	Nedum Onuoha																																				
15	Justen Glad																																				
16	Alfredo Ortuno																																				
17	Demar Phillips																																				
18	Nick Rimando																																				
19	Luke Mulholland																																				
20	Luis Silva																																				
21	Taylor Peay																																				
22	Aaron Herrera																																				
23	Sebastian Saucedo																																				
24	Connor Sparrow																																				
25	Daniilo Acosta																																				
26	Shawn Barry																																				
27	Corey Baird																																				
28	Ricky Lopez-Espin																																				
29	Jose Hernandez																																				
30	Marcelo Silva																																				
31	Fabio Ruiz																																				
51	Andrew Putna																																				
70	Jordan Allen																																				

"00" = 100 minutes played
 F/M/D/G = starting position



REAL SALT LAKE

REAL SALT LAKE – GAME-BY-GAME LOG

Game #	Date	Opponent	Result	Goals For	Goals Against	Assists	Minutes Played
Game #1	03/03/2018	RSL 1 at DAL 1	T	0	0	0	25
Game #2	03/10/2018	RSL 1 vs LFC 5	L	0	2	0	20
Game #3	03/17/2018	RSL 1 vs NYR 0	W	1	0	0	4
Game #4	03/30/2018	RSL 1 at TOR 3	L	0	3	0	82
Game #5	04/07/2018	RSL 2 vs VAN 1	W	1	0	0	88
Game #6	04/11/2018	RSL 0 at NYC 4	L	0	4	0	89; Rusnak 2 (unassisted)
Game #7	04/21/2018	RSL 3 vs COL 0	W	3	0	0	82; Kreilach 1 (Rusnak 2) 89; Rusnak 2 (unassisted) 92+
Game #8	04/27/2018	RSL 0 at VAN 2	L	0	2	0	12
Game #9	05/06/2018	RSL 1 at ORL 3	L	1	3	0	21; Rusnak 3 (Lennon 2, Savarino 2) 26; Savarino 2 (Rusnak 3) 56
Game #10	05/12/2018	RSL 3 vs DC 2	W	3	2	0	65
Game #11	05/19/2018	RSL 1 at PHI 4	L	1	4	0	61
Game #12	05/26/2018	RSL 1 at SEA 0	W	1	0	0	34; Beckerman 1 (Kreilach 4, Saucedo 3) 82
Game #13	05/30/2018	RSL 2 vs HOU 1	W	2	1	0	57; L. Silva 3 (unassisted) 91+
Game #14	06/02/2018	RSL 2 vs SEA 0	W	2	0	0	54
Game #15	06/09/2018	RSL 0 at LA 3	L	0	3	0	74
Game #16	06/23/2018	RSL 1 vs SJ 1	T	1	1	0	29; Baird 5 (unassisted) 37; Saucedo 2 (Kreilach 5) 46+; L. Silva 4 (penalty kick) 100+
Game #17	06/30/2018	RSL 1 at CLB 2	L	1	2	0	91+
Game #18	07/04/2018	RSL 4 vs KC 2	W	4	2	0	11; L. Silva 5 (Savarino 3, Kreilach 6) 85
Game #19	07/07/2018	RSL 2 vs DAL 0	W	2	0	0	11; Plata 6 (Savarino 4, Rusnak 6) 17
Game #20	07/14/2018	RSL 2 at MIN 3	L	2	3	0	48+; Kreilach 6 (Plata 4, Savarino 6) 75
Game #21	07/21/2018	RSL 2 vs COL 2	T	2	2	0	26
Game #22	07/28/2018	RSL 0 at SJ 0	T	0	0	0	93+; Rusnak 7 (penalty kick) 100+
Game #23	08/04/2018	RSL 2 vs CHI 1	W	2	1	0	6; Savarino 4 (unassisted) 33; Savarino 5 (Baird 3) 58; Plata 8 (unassisted) 69
Game #24	08/11/2018	RSL 1 vs MTL 1	T	1	1	0	74; Rusnak 8 (Baird 4) 86
Game #25	08/15/2018	RSL 0 at LFC 2	L	0	2	0	14; Kreilach 8 (Lennon 5) 48+; Savarino 6 (Plata 7) 48; Kreilach 9 (Rusnak 7) 61;
Game #26	08/18/2018	RSL 2 at HOU 1	W	2	1	0	68; Kreilach 10 (Savarino 10) 71
Game #27	08/25/2018	RSL 6 at COL 0	W	6	0	0	11
Game #28	09/01/2018	RSL 6 vs LA 2	W	6	2	0	9
Game #29	09/15/2018	RSL 1 vs MIN 1	T	1	1	0	55
Game #30	09/22/2018	RSL 0 at ATL 2	L	0	2	0	4; Saucedo 3 (Kreilach 8) 14; Baird 8 (Mulholland 1) 29;
Game #31	09/30/2018	RSL 1 at KC 1	T	1	1	0	50
Game #32	10/06/2018	RSL 1 vs POR 4	L	1	4	0	11
Game #33	10/18/2018	RSL 4 vs NE 1	W	4	1	0	11
Game #34	10/21/2018	RSL 0 at POR 3	L	0	3	0	11



REAL SALT LAKE

REAL SALT LAKE – CUP COMPETITIONS – GAME-BY-GAME

U.S. OPEN CUP

4R
KC
0-2

Player

1	Alex Horwath	
2	Tony Beltran	
3	Adam Henley	90D
4	David Horst	90D
5	Kyle Beckerman	
6	Damir Kreilach	
7	Jefferson Savarino	
8	Sunday Stephen	
10	Joao Plata	
11	Albert Rusnak	
12	Brooks Lennon	19
13	Nick Besler	90M
15	Justen Glad	
16	Alfredo Ortuno	12
17	Demar Phillips	
18	Nick Rimando	
19	Luke Mulholland	
20	Luis Silva	78F
21	Taylor Peay	90D
22	Aaron Herrera	90D
23	Sebastian Saucedo	
24	Connor Sparrow	90G
25	Danilo Acosta	
26	Shawn Barry	
27	Corey Baird	
28	Ricky Lopez-Espin	71F
29	Jose Hernandez	90M
30	Marcelo Silva	
31	Fabio Ruiz	90M
45	Andrew Brody	90F
70	Jordan Allen	

U.S. OPEN CUP
4R 06/06/2018 RSL 0 vs KC 2 L





SEATTLE SOUNDERS FC

2018 RECORD

	GP	W-L-T	PTS	GF	GA
Sounders	34	18-11-5	59	52	37

RECORD at CENTURYLINK FIELD

	GP	W-L-T	PTS	GF	GA
	17	10-5-2	32	33	15

RECORD on road

	GP	W-L-T	PTS	GF	GA
	17	8-6-3	27	19	22

RECORD at the half

	W	L	T
LEADING	10	0	1
TIED	7	7	4
TRAILING	1	4	0

RECORD with the first goal

	W	L	T
SCORING	14	0	1
CONCEDING	4	11	2

TEAM COMPARISONS

	FOR	AGAINST
GOALS SCORED	1.53 (13th)	1.09 (2nd)
TOTAL SHOTS	12.68 (16th)	13.38 (14th)
SHOTS ON GOAL	4.00 (21st)	4.59 (8th)
SHOOTING ACCURACY	31.6% (22nd)	34.3% (6th)
SCORING %AGE	12.1% (11th)	8.1% (1st)
FOULS	12.65 (3rd)	10.50 (4th)
CORNER KICKS	5.38 (8th)	4.85 (8th)
OFFSIDE	2.03 (13th)	1.35 (5th)

GOALS SCORED IN GAME

GP	0	1	2	3	4+	TOT	AVG
34	11	5	11	4	3	52	1.53

GOALS ALLOWED IN GAME

GP	0	1	2	3	4+	TOT	AVG
34	7	20	4	3	0	37	1.09

GOALS BY INTERVALS

	TOT	0-15	16-30	31-45+	46-60	61-75	76-90+
FOR	52	5	10	7	11	8	11
AGAINST	37	4	2	6	11	7	7

WHERE THE GOALS COME FROM

	FOR	AGAINST
GOALS SCORED	52	37
MINUTES PER GOAL	59	83

HOW SCORED

RIGHT FOOT	25	16
LEFT FOOT	17	8
HEADERS	8	11
OTHER	2	2


TYPE OF PLAY

OPEN PLAY	31	22
CROSS	6	4
CORNER	6	5
REBOUND	0	2
PENALTIES	5	2
DIRECT FROM FREE KICK	1	1
FREE KICK (INDIRECT)	0	0
OWN GOALS	3	1

DISTANCE

INSIDE GOAL AREA	8	9
INSIDE PENALTY AREA	38	23
OUTSIDE PENALTY AREA	6	5

PRIMARY TEAM





SEATTLE SOUNDERS FC

No.	Player	Pos	Ht	Wt	Birthdate	Birthplace	2018				CAREER				
							GP	GS	G	A	GP	GS	G	A	
4	Gustav Svensson	MF	6-0	170	02/07/1987	Gothenberg, Sweden	24	23	3	1	56	53	4	5	
MLS Season: 2. Last club: Guangzhou R&F (China). International: Sweden 18/0															
5	Nouhou Tolo	DF	5-10	175	06/23/1997	Douala, Cameroon	28	23	0	1	47	33	0	2	
MLS Season: 2. Last club: Seattle Sounders FC 2. International: Cameroon 1/0															
6	Oswaldo Alonso	MF	5-11	155	11/11/1985	San Cristobal, Cuba	25	21	0	3	277	266	10	24	
Designated Player. MLS Season: 10. Last club: Charleston Battery (USL). International: Cuba 17/2															
7	Cristian Roldan	MF	5-8	165	06/03/1995	Artesia, CA	34	34	4	9	122	106	14	16	
MLS Season: 4. 2015 SuperDraft: Round 1, Pick 16 (Washington). International: USA 5/0															
8	Victor Rodriguez	MF	5-7	154	07/23/1989	Sabadell, Spain	19	14	5	6	26	19	7	7	
MLS Season: 2. Last club: Sporting Gijón (Spain)															
9	Raul Ruidiaz	FW	5-7	145	07/25/1990	Lima, Peru	14	13	10	1	14	13	10	1	
Designated Player. MLS Season: 1. Last club: Last club: CA Monarcas Morelia (Mexico). International: Peru 32/4															
10	Nicolas Lodeiro	MF	5-7	150	03/21/1989	Paysandu, Uruguay	27	27	8	16	73	73	19	36	
Designated Player. MLS Season: 3. Last club: Boca Juniors (Argentina). International: Uruguay 54/4															
11	Brad Smith	DF	5-10	155	04/09/1994	Penrith, Australia	6	6	0	1	6	6	0	1	
MLS Season: 1. Last club: AFC Bournemouth (England). International: Australia 19/0															
13	Jordan Morris	FW	6-0	185	10/26/1994	Seattle, WA	0	0	0	0	57	54	15	5	
Homegrown Player. MLS Season: 3. Last club: Stanford Univ. International: USA 25/5															
14	Chad Marshall	DF	6-4	190	08/22/1984	Riverside, CA	30	30	4	1	401	396	26	16	
MLS Season: 15. Last club: Columbus Crew. International: USA 12/1															
15	Tony Alfaro	DF	6-2	190	06/15/1993	Michoacan, Mexico	4	3	0	0	25	12	0	0	
MLS Season: 3. 2016 SuperDraft: Round 2, Pick 27 (Cal State Dominguez Hills)															
16	Alex Roldan	MF	5-10	155	07/28/1996	Artesia, CA	19	7	0	1	19	7	0	1	
MLS Season: 1. 2018 SuperDraft: Round 1, Pick 22 (Seattle Univ.)															
17	Will Bruin	FW	6-2	194	10/24/1989	St. Louis, MO	29	19	7	5	238	191	68	27	
MLS Season: 8. Last club: Houston Dynamo. 2011 SuperDraft: Round 1, Pick 11 (Indiana) International: USA 2/0															
18	Kelvin Leerdam	DF	5-10	154	06/24/1990	Paramaribo, Suriname	26	24	0	5	41	38	1	7	
MLS Season: 2. Last club: Vitesse (Netherlands)															
19	Harry Shipp	MF	5-9	145	11/07/1991	Lake Forest, IL	19	15	3	3	130	101	17	21	
MLS Season: 5. Last club: Montreal Impact. College: Notre Dame. Homegrown Player (Chicago Fire).															
20	Kim Kee-Hee	DF	6-2	175	07/13/1989	Busan, South Korea	29	28	0	0	29	28	0	0	
MLS Season: 1. Last club: Shanghai Shenhua (China). International: South Korea 23/0															
21	Jordy Delem	MF	5-11	156	03/18/1993	Le Francois, Martinique	16	10	1	0	30	19	1	1	
MLS Season: 2. Last club: Seattle Sounders FC 2. International: Martinique 36/5															
23	Henry Wingo	MF	6-0	170	10/04/1995	Seattle, WA	5	1	0	0	16	1	0	0	
Homegrown Player. MLS Season: 2.															
24	Stefan Frei	GK	6-3	195	04/20/1986	Altstaetten, Switzerland	33	33	0	0	246	246	0	3	
MLS Season: 10. Last club: Toronto FC. College: Univ. of California															
25	Calle Brown	GK	6-6	200	07/01/1992	Leesburg, VA	0	0	0	0	0	0	0	0	
MLS Season: 3. Last club: Houston Dynamo. College: Univ. of Virginia															
27	Lamar Neagle	MF	5-11	165	05/07/1987	Tacoma, WA	6	0	0	0	206	127	40	25	
MLS Season: 9. Last club: D.C. United															
29	Roman Torres	DF	6-2	195	03/20/1986	Panama City, Panama	13	7	0	0	49	40	0	3	
MLS Season: 4. Last club: Millionarios (Colombia). International: Panama 113/10															
30	Jordan McCrary	DF	5-9	165	07/28/1993	Alpharetta, GA	15	9	0	0	15	9	0	0	
MLS Season: 2. Last club: Toronto FC II. 2016 SuperDraft: Round 1, Pick 10 (North Carolina)															
35	Bryan Meredith	GK	6-2	193	08/02/1989	Scotch Plains, NJ	1	1	0	0	13	11	0	0	
MLS Season: 7. Last club: San Jose Earthquakes. 2011 SuperDraft: Round 2, Pick 29 (Monmouth)															
70	Handwalla Bwana	MF	5-9	145	06/25/1997	Mombasa, Kenya	12	6	2	1	12	6	2	1	
Homegrown Player. MLS Season: 3. College: Univ. of Washington															
90	Waylon Francis	DF	5-9	160	09/20/1990	Puerto Limon, Costa Rica	11	5	0	1	94	80	0	19	
MLS Season: 2. Last club: Columbus Crew SC. International: Costa Rica 5/0															
99	Felix Chenkam	FW	5-6	165	12/28/1998	Douala, Cameroon	0	0	0	0	0	0	0	0	
ON LOAN MLS Season: 1. Last club: Sounders FC 2															

HEAD COACH : Brian Schmetzer

08/18/1962

W40 L22 T20



SEATTLE SOUNDERS FC PLAYOFF HISTORY

vs. Team	No. of Series	W-L	GP	W-L-T	OT	ShO	GF	GA	Mtg.	Round	Series Result
Colorado	2	2-0	3	3-0-0	0-0-0	0-0	5	1	2016	Semifinals	Won 2 games to 0
Dallas	3	2-1	6	2-2-2	0-1-0	0-0	8	6	2016	Quarterfinals	Won Series Tie-Breaker
Houston	2	1-1	4	2-1-1	0-1-0	0-0	5	1	2017	Semifinals	Won 2 games to 0
Kansas City	1	1-0	1	1-0-0	0-0-0	0-0	1	0	2016	Wild Card	Won 1 games to 0
Los Angeles	4	1-3	7	3-4-0	0-0-0	0-0	8	11	2015	Wild Card	Won 1 games to 0
Portland	1	0-1	2	0-2-0	0-0-0	0-0	3	5	2013	Quarterfinals	Lost 2 games to 0
Real Salt Lake	2	1-1	4	2-1-1	0-0-0	0-0	3	3	2012	Quarterfinals	Won 1 games to 0
Toronto FC	2	1-1	2	1-1-0	1-0-0	1-0	0	2	2017	MLS Cup '17	Lost MLS Cup '17
Vancouver	1	1-0	2	1-0-1	0-0-0	0-0	2	0	2017	Quarterfinals	Won 1 games to 0
TOTALS	18	10-8	31	15-11-5	1-2-0	1-0	35	29			

SEATTLE SOUNDERS FC – ALL-TIME POSTSEASON RESULTS

DATE	OPPONENT	RESULT	ATT.	W-L-T	RD.	GOALS:
10/29/2009	Houston	T 0-0	35,807	0-0-1	QTR	
11/08/2009	at Houston	L 0-1 (OT)	27,465	0-1-1	QTR	HOU: Ching (96)
10/31/2010	Los Angeles	L 0-1	35,521	0-1-0	QTR	LA: Buddle (38)
11/07/2010	at Los Angeles	L 1-2	27,000	0-2-0	QTR	SEA: Zakuani (86); LA: Buddle (19) Gonzalez (27)
10/29/2011	at Real Salt Lake	L 0-3	17,067	0-1-0	QTR	RSL: Saborio (41,53) Grabavoy (88)
11/02/2011	Real Salt Lake	W 2-0	36,021	1-1-0	QTR	SEA: Alonso (56) Neagle (61)
11/02/2012	Real Salt Lake	T 0-0	34,941	0-0-1	QTR	
11/08/2012	at Real Salt Lake	W 1-0	19,657	1-0-1	QTR	SEA: Martinez (81)
11/11/2012	at Los Angeles	L 0-3	27,000	1-1-1	SEM	LA: Keane (46+,67) Magee (64)
11/18/2012	Los Angeles	W 2-1	44,575	2-1-1	SEM	SEA: Johnson (12) Scott (57); LA: Keane (68)
10/30/2013	Colorado	W 2-0	32,204	1-0-0	WC	SEA: Evans (28) Johnson (93+)
11/02/2013	Portland	L 1-2	38,507	1-1-0	QTR	SEA: Alonso (90); POR: R. Johnson (15) Nagbe (67)
11/07/2013	at Portland	L 2-3	20,674	1-2-0	QTR	SEA: Yedlin (74) Johnson (76); POR: W. Johnson (29) Valeri (44) Danso (47)
11/02/2014	at FC Dallas	T 1-1	16,112	0-0-1	QTR	SEA: Alonso (54); DAL: Michel (34)
11/10/2014	FC Dallas	T 0-0	38,912	0-0-2	QTR	
11/23/2014	at Los Angeles	L 0-1	27,000	0-1-2	SEM	LA: Sarvas (52)
11/30/2014	Los Angeles	W 2-1	46,758	1-1-2	SEM	SEA: Evans (26) Dempsey (32); LA: Juninho (54)
10/28/2015	Los Angeles	W 3-2	39,537	1-0-0	WC	SEA: Dempsey (5) Valdez (12) Friberg (73); LA: Lletget (6) Zardes (22)
11/01/2015	FC Dallas	W 2-1	39,599	2-0-0	QTR	SEA: Ivanschitz (67) Dempsey (86); DAL: Castillo (18)
11/08/2015	at FC Dallas	T 1-2 (OT)	17,287	2-0-1	QTR	SEA: Marshall (90); DAL: Akindele (84) Zimmerman (91+)
10/27/2016	Sporting KC	W 1-0	36,151	1-0-0	WC	SEA: Valdez (88)
10/30/2016	FC Dallas	W 3-0	37,073	2-0-0	QTR	SEA: Valdez (50) Lodeiro (55,58)
11/06/2016	at FC Dallas	L 1-2	14,878	2-1-0	QTR	SEA: Lodeiro (54); DAL: Akindele (25) Urruti (56)
11/22/2016	Colorado	W 2-1	42,774	3-1-0	SEM	SEA: Morris (19) Lodeiro (61); COL: K. Doyle (13)
11/27/2016	at Colorado	W 1-0	17,695	4-1-0	SEM	SEA: Morris (56)
12/10/2016	at Toronto FC	T 0-0 (OT)	36,045	4-1-1	FIN	
10/29/2017	at Vancouver	T 0-0	27,837	0-0-1	QTR	
11/02/2017	Vancouver	W 2-0	39,587	1-0-1	QTR	SEA: Dempsey (56,88)
11/21/2017	at Houston	W 2-0	22,661	2-0-1	SEM	SEA: Svensson (11) Bruin (42)
11/30/2017	Houston	W 3-0	45,298	3-0-1	SEM	SEA: Rodriguez (22) Dempsey (57) Bruin (73)
12/09/2017	at Toronto FC	L 0-2	30,584	3-1-1	FIN	TOR: Altidore (67) Vazquez (94+)



SEATTLE SOUNDERS FC

ALL-TIME SEATTLE SOUNDERS FC POSTSEASON STATISTICS (14-11-6, 48 PTS.)

PLAYER	GP	GS	MIN	G	A
Clint Dempsey	14	14	1213	6	1
Nicolas Lodeiro	11	11	1020	4	2
Nelson Haedo Valdez	9	7	555	3	1
Osvaldo Alonso	23	22	1973	3	0
Eddie Johnson	6	5	475	3	0
Will Bruin	5	5	448	2	2
Brad Evans	21	16	1461	2	2
Jordan Morris	8	6	534	2	1
Victor Rodriguez	4	2	229	1	2
Andreas Ivanschitz	6	4	407	1	1
Zach Scott	16	12	1143	1	1
DeAndre Yedlin	6	6	495	1	1
Erik Friberg	10	9	752	1	0
Chad Marshall	18	18	1668	1	0
Mario Martinez	4	2	201	1	0
Lamar Neagle	10	5	512	1	0
Gustav Svensson	5	3	326	1	0
Steve Zakuani	7	5	428	1	0
Joevin Jones	11	11	957	0	5
Fredy Montero	10	10	830	0	2
Marco Pappa	6	4	298	0	2
Harry Shipp	3	2	163	0	2
Nate Jaqua	4	2	232	0	1
Shalrie Joseph	2	1	62	0	1
Tyrone Mears	9	9	870	0	1
Christian Tiffert	4	4	318	0	1
Jalil Anibaba	1	0	1	0	0
Micheal Azira	5	1	149	0	0
Chad Barrett	3	0	78	0	0
Marc Burch	5	3	321	0	0
Alex Caskey	1	1	73	0	0
Kenny Cooper	1	0	25	0	0
Jordy Delem	2	1	95	0	0
David Estrada	3	0	51	0	0
Alvaro Fernandez	7	3	331	0	0
Oniel Fisher	5	2	246	0	0
Stefan Frei	17	17	1590	0	0
Mike Fucito	3	1	129	0	0
Herculez Gomez	2	0	66	0	0
Leo Gonzalez	13	13	1140	0	0
Michael Gspurning	6	6	535	0	0
Marcus Hahnemann	2	1	93	0	0
Jhon Kennedy Hurtado	11	11	1020	0	0
Patrick Ianni	3	3	257	0	0
Adam Johansson	4	4	344	0	0
Kasey Keller	6	6	570	0	0
Kelvin Leerdam	5	5	450	0	0
Sebastien Le Toux	2	0	38	0	0
Roger Levesque	4	0	162	0	0
Freddie Ljungberg	2	2	210	0	0
Tyrone Marshall	3	2	219	0	0
Obafemi Martins	8	7	701	0	0
Tyler Miller	1	1	90	0	0
Adam Moffat	3	3	224	0	0
Blaise Nkufo	2	2	180	0	0
Sanna Nyassi	3	2	135	0	0
Sammy Ochoa	3	2	134	0	0
Jeff Parke	7	7	605	0	0
Gonzalo Pineda	3	3	255	0	0
James Riley	5	5	480	0	0
Cristian Roldan	14	11	1080	0	0
Mauro Rosales	4	1	157	0	0
Andy Rose	8	3	365	0	0
Nathan Sturgis	2	2	145	0	0
Nouhou Tolo	5	4	339	0	0
Roman Torres	8	8	750	0	0
Djimi Traore	4	3	271	0	0
Henry Wingo	1	0	1	0	0
Team totals	31	31	2880	35	29
Opponent totals	31	31	2880	29	32

SOUNDERS FC INDIVIDUAL GOALKEEPING

GOALKEEPER	GP	GS	SV	GA	GAA	SO
Tyler Miller	1	1	3	0	0.00	1
Stefan Frei	17	17	64	13	0.74	8
Kasey Keller	6	6	23	7	1.11	2
Michael Gspurning	6	6	22	7	1.18	2
Marcus Hahnemann	2	1	3	2	1.94	0
Team totals	31	31	115	29	0.91	14
Opponent totals	31	31	92	35	1.09	11



SEATTLE SOUNDERS FC

CAREER POSTSEASON STATISTICS FOR CURRENT SEATTLE SOUNDERS FC PLAYERS

UNF	POS	PLAYER	GP	GS	MIN	G	A	SHT	SOG	PKG	PKA	SKG	SKA	FC	FS	OFF	CK	C	E
6	M	Oswaldo Alonso	23	22	1973	3	0	26	8	1	1	0	0	32	34	1	2	5	1
17	F	Will Bruin	18	15	1254	8	3	32	16	0	0	0	0	16	5	6	0	0	0
21	M	Jordy Delem	2	1	95	0	0	0	0	0	0	0	0	1	1	0	0	0	0
90	D	Waylon Francis	7	7	643	0	1	5	0	0	0	0	0	7	3	0	0	1	0
18	D	Kelvin Leerdam	5	5	450	0	0	5	0	0	0	0	0	6	4	2	0	0	0
10	M	Nicolas Lodeiro	11	11	1020	4	2	19	8	1	2	1	1	10	38	2	43	1	0
14	D	Chad Marshall	29	29	2687	3	0	16	7	0	0	0	0	19	14	1	0	1	0
13	F	Jordan Morris	8	6	534	2	1	9	5	0	0	0	0	3	4	5	0	0	0
27	M	Lamar Neagle	11	5	542	2	0	16	6	0	0	0	0	11	6	3	0	2	0
8	M	Victor Rodriguez	4	2	229	1	2	4	2	0	0	0	0	3	2	0	3	0	0
7	M	Cristian Roldan	14	11	1080	0	0	2	0	0	0	0	0	10	21	0	1	2	0
19	F	Harry Shipp	5	2	181	0	2	3	0	0	0	0	0	1	1	0	0	0	0
4	D	Gustav Svensson	5	3	326	1	0	2	1	0	0	0	0	5	0	1	0	0	0
5	D	Nouhou Tolo	5	4	339	0	0	0	0	0	0	0	0	4	3	1	0	2	0
29	D	Roman Torres	8	8	750	0	0	9	0	0	0	1	1	13	2	0	0	3	0
23	M	Henry Wingo	1	0	1	0	0	0	0	0	0	0	0	0	0	0	0	0	0

UNF	POS	GOALKEEPER	GP	GS	MIN	SHTS	SV	GA	GAA	PKG	PKA	SKG	SKA	W	L	T	SO
24	GK	Stefan Frei	17	17	1590	9	64	13	0.74	1	1	8	10	9	4	4	8



SEATTLE SOUNDERS FC

SEATTLE SOUNDERS FC INDIVIDUAL HIGH GAMES (2018)

Goals			
2	6 times		
Assists			
3	Nicolas Lodeiro	10/21/2018	at HOU W 3-2
Shots			
7	Clint Dempsey	06/09/2018	vs. DC W 2-1
7	Clint Dempsey	06/23/2018	vs. CHI T 1-1
Shots on Goal			
4	Raul Ruidiaz	09/15/2018	at VAN W 2-1
Fouls Committed			
5	Gustav Svensson	03/04/2018	vs. LFC L 0-1
Fouls Suffered			
7	Nicolas Lodeiro	07/21/2018	vs. VAN W 2-0
Offside			
3	Will Bruin	04/15/2018	at KC T 2-2
3	Will Bruin	06/13/2018	at NYR L 1-2
3	Raul Ruidiaz	07/29/2018	vs. NYC W 3-1
3	Raul Ruidiaz	08/26/2018	at POR W 1-0
Saves			
11	Stefan Frei	06/13/2018	at NYR L 1-2
Shots Faced			
13	Stefan Frei	06/13/2018	at NYR L 1-2
Goals Allowed			
3	Stefan Frei	03/18/2018	at DAL L 0-3
3	Bryan Meredith	06/30/2018	vs. POR L 2-3
3	Stefan Frei	09/23/2018	at LA L 0-3

SEATTLE SOUNDERS FC INDIVIDUAL POSTSEASON HIGH GAMES (2009-17)

Goals			
2	Nicolas Lodeiro	10/30/2016	vs. DAL W 3-0
2	Clint Dempsey	11/02/2017	vs. VAN W 2-0
Assists			
2	Joevin Jones	10/30/2016	vs. DAL W 3-0
Shots			
10	Clint Dempsey	11/02/2017	vs. VAN W 2-0
Shots on Goal			
3	Lamar Neagle	11/02/2011	vs. RSL W 2-0
3	Clint Dempsey	11/02/2014	at DAL T 1-1
3	Clint Dempsey	11/10/2014	vs. DAL T 0-0
3	Nicolas Lodeiro	11/22/2016	vs. COL W 2-1
3	Clint Dempsey	11/02/2017	vs. VAN W 2-0
Fouls Committed			
6	Zach Scott	11/23/2014	at LA L 0-1
Fouls Suffered			
7	Freddie Ljungberg	11/08/2009	at HOU L 0-1
Offside			
4	Eddie Johnson	11/18/2012	vs. LA W 2-1
Saves			
9	Michael Gspurning	11/08/2012	at RSL W 1-0
9	Stefan Frei	12/09/2017	at TOR L 0-2
Shots Faced			
11	Kasey Keller	10/29/2011	at RSL L 0-3
11	Stefan Frei	12/09/2017	at TOR L 0-2
Goals Allowed			
3	Kasey Keller	10/29/2011	at RSL L 0-3
3	Michael Gspurning	11/11/2012	at LA L 0-3
3	Michael Gspurning	11/07/2013	at POR L 2-3

TEAM HIGH GAMES (2018)

Goals			
5	08/18/2018	vs. LA	W 5-0
Assists			
5	04/22/2018	vs. MIN	W 3-1
5	09/29/2018	vs. COL	W 4-0
5	10/08/2018	vs. HOU	W 4-1
Shots			
23	08/04/2018	at MIN	W 2-1
Shots on Goal			
8	06/23/2018	vs. CHI	T 1-1
Fouls Committed			
17	07/21/2018	vs. VAN	W 2-0
Fouls Suffered			
23	07/04/2018	at COL	W 2-1
Corner Kicks			
14	08/12/2018	vs. DAL	W 2-1
Offside			
5	04/15/2018	at KC	T 2-2
5	08/26/2018	at POR	W 1-0
Saves			
11	06/13/2018	at NYR	L 1-2
Shots Faced			
13	06/13/2018	at NYR	L 1-2
Goals Allowed			
3	03/18/2018	at DAL	L 0-3
3	06/30/2018	vs. POR	L 2-3
3	09/23/2018	at LA	L 0-3

TEAM POSTSEASON HIGH GAMES (2009-17)

Goals			
3	10/28/2015	vs. LA	W 3-2
3	10/30/2016	vs. DAL	W 3-0
3	11/30/2017	vs. HOU	W 3-0
Assists			
4	11/02/2017	vs. VAN	W 2-0
4	11/30/2017	vs. HOU	W 3-0
Shots			
26	11/02/2011	vs. RSL	W 2-0
Shots on Goal			
9	11/02/2011	vs. RSL	W 2-0
Fouls Committed			
21	11/07/2013	at POR	L 2-3
Fouls Suffered			
21	11/02/2013	vs. POR	L 1-2
21	12/10/2016	at TOR	T 0-0
Corner Kicks			
11	11/02/2013	vs. POR	L 1-2
Offside			
8	11/30/2017	vs. HOU	W 3-0
Saves			
9	11/08/2012	at RSL	W 1-0
9	11/30/2017	vs. HOU	W 3-0
Shots Faced			
11	10/29/2011	at RSL	L 0-3
11	12/09/2017	at TOR	L 0-2
Goals Allowed			
3	10/29/2011	at RSL	L 0-3
3	11/11/2012	at LA	L 0-3
3	11/07/2013	at POR	L 2-3

TEAM LOW GAMES (2018)

Shots			
5	05/13/2018	at POR	L 0-1
5	06/02/2018	at RSL	L 0-2
Shots on Goal			
0	06/02/2018	at RSL	L 0-2
Fouls Committed			
5	09/15/2018	at VAN	W 2-1
Fouls Suffered			
4	05/09/2018	at TOR	W 2-1
Corner Kicks			
0	04/15/2018	at KC	T 2-2
Offside			
0	5 times		
Saves			
0	03/04/2018	vs. LFC	L 0-1
Shots Faced			
1	03/04/2018	vs. LFC	L 0-1
1	07/07/2018	at NE	T 0-0
1	09/29/2018	vs. COL	W 4-0
2			

TEAM POSTSEASON LOW GAMES (2009-17)

Shots			
3	12/10/2016	at TOR	T 0-0
Shots on Goal			
0	10/29/2011	at RSL	L 0-3
0	12/10/2016	at TOR	T 0-0
Fouls Committed			
5	11/30/2014	vs. LA	W 2-1
5	10/30/2016	vs. DAL	W 3-0
Fouls Suffered			
3	12/09/2017	at TOR	L 0-2
Corner Kicks			
2	10/30/2016	vs. DAL	W 3-0
2	11/27/2016	at COL	W 1-0
Offside			
0	6 times		
Saves			
0	11/27/2016	at COL	W 1-0
0	10/29/2017	at VAN	T 0-0
Shots Faced			
0	11/27/2016	at COL	W 1-0
0	10/29/2017	at VAN	T 0-0



SEATTLE SOUNDERS FC

2018 SEATTLE SOUNDERS FC STATISTICS (18-11-5, 59 pts.)

UNF	POS	PLAYER	GP	GS	MIN	G	A	SHT	SOG	FC	FS	OFF	CK	C	E
9	F	Raul Ruidiaz	14	13	1098	10	1	44	17	8	8	13	0	1	0
10	M	Nicolas Lodeiro	27	27	2428	8	16	57	17	35	94	7	141	3	0
17	F	Will Bruin	29	19	1793	7	5	37	18	13	21	19	0	1	0
8	M	Victor Rodriguez	19	14	1258	5	6	47	15	11	31	3	5	0	0
7	M	Cristian Roldan	34	34	3053	4	9	32	16	38	55	4	3	4	0
14	D	Chad Marshall	30	30	2584	4	1	19	5	12	13	1	0	0	1
19	M	Harry Shipp	19	15	1230	3	3	28	9	13	18	3	3	1	0
4	M	Gustav Svensson	24	23	2074	3	1	21	8	25	11	1	0	2	0
70	M	Handwalla Bwana	12	6	491	2	1	10	2	4	6	2	1	0	0
2	M	Clint Dempsey	14	9	902	1	1	39	12	8	19	3	0	1	1
22	M	Magnus Eikrem	15	6	594	1	1	15	3	10	3	1	22	2	0
21	M	Jordy Delem	16	10	856	1	0	3	1	14	15	0	0	5	0
18	D	Kelvin Leerdam	26	24	1967	0	5	11	2	19	6	0	6	4	1
6	M	Oswaldo Alonso	25	21	1833	0	3	13	2	35	33	1	0	6	0
90	D	Waylon Francis	11	5	582	0	1	1	0	9	4	0	0	1	0
16	M	Alex Roldan	19	7	732	0	1	10	2	18	8	2	0	2	0
11	D	Brad Smith	6	6	446	0	1	3	0	7	4	1	1	1	0
5	D	Nouhou Tolo	28	23	2037	0	1	15	3	22	28	4	1	8	0
15	D	Tony Alfaro	4	3	220	0	0	1	0	7	0	0	0	2	1
24	G	Stefan Frei	33	33	2970	0	0	0	0	0	2	0	0	1	0
20	D	Kim Kee-Hee	29	28	2444	0	0	8	1	26	13	0	0	4	0
30	D	Jordan McCrary	15	9	890	0	0	2	0	12	11	1	0	3	1
35	G	Bryan Meredith	1	1	90	0	0	0	0	0	0	0	0	0	0
27	M	Lamar Neagle	6	0	110	0	0	3	1	2	5	2	0	1	0
29	D	Roman Torres	13	7	688	0	0	9	1	6	1	0	0	1	0
23	M	Henry Wingo	5	1	144	0	0	3	1	3	2	1	0	1	0
25	G	Calle Brown	0	0	0	0	0	0	0	0	0	0	0	0	0
99	F	Felix Chenkam	0	0	0	0	0	0	0	0	0	0	0	0	0
13	F	Jordan Morris	0	0	0	0	0	0	0	0	0	0	0	0	0
		Own-goals received				3									
		Team totals	34	34	3060	52	57	431	136	357	430	69	183	55	5
		Opponent totals	34	34	3060	37	41	455	156	430	357	46	165	61	4

GAME-WINNING GOALS: Raul Ruidiaz 5, Will Bruin 3, Nicolas Lodeiro 2, Handwalla Bwana 2
Gustav Svensson 1, Cristian Roldan 1, Chad Marshall 1, Magnus Eikrem 1

GAME-WINNING ASSISTS: Nicolas Lodeiro 8, Cristian Roldan 5, Victor Rodriguez 3, Harry Shipp 1
Raul Ruidiaz 1, Kelvin Leerdam 1, Will Bruin 1, Oswaldo Alonso 1

PENALTY KICK GOALS/ATTEMPTS: Nicolas Lodeiro 5-5

SEATTLE SOUNDERS FC INDIVIDUAL GOALKEEPING

UNF	POS	GOALKEEPER	GP	GS	MIN	SHTS	SV	GA	GAA	PG	PA	W	L	T	SO
24	G	Stefan Frei	33	33	2970	150	114	34	1.03	2	2	18	10	5	7
35	G	Bryan Meredith	1	1	90	6	3	3	3.00	0	0	0	1	0	0
		Team totals	34	34	3060	156	117	37	1.09	2	2	18	11	5	7
		Opponent totals	34	34	3060	136	85	52	1.53	5	5	11	18	5	11

* = Played with other teams in 2018. Only Seattle Sounders FC statistics listed here.



SEATTLE SOUNDERS FC 2018 SCHEDULE

DAY	DATE	OPPONENT	RESULT	ATT.	W-L-T	POS.	PTS	NOTES:
Sun.	Mar. 4	Los Angeles FC	L 0-1	40,070	0-1-0	T8	0	LFC: Rossi (11)
Sun.	Mar. 18	at FC Dallas	L 0-3	13,310	0-2-0	T10	0	DAL: Lamah (20,63) Urruti (58)
Sat.	Mar. 31	Montreal	L 0-1	39,469	0-3-0	12	0	MTL: Vargas (60)
Sun.	Apr. 15	at Sporting KC	T 2-2	18,508	0-3-1	12	1	SEA: Bruin (48+) C. Roldan (73); KC: Sanchez (34) Zusi (78)
Sun.	Apr. 22	Minnesota	W 3-1	39,477	1-3-1	12	4	SEA: Svensson (23) Bruin (25) Delem (95+); MIN: Ramirez (66)
Sun.	Apr. 29	at Los Angeles FC	L 0-1	22,000	1-4-1	12	4	LFC: Ciman (93+)
Sat.	May 5	Columbus	T 0-0	39,515	1-4-2	T11	5	
Wed.	May 9	at Toronto FC	W 2-1	26,089	2-4-2	T10	8	SEA: Bruin (25) Bwana (54); TOR: Osorio (40)
Sun.	May 13	at Portland	L 0-1	21,144	2-5-2	T10	8	POR: Blanco (86)
Sat.	May 26	Real Salt Lake	L 0-1	39,508	2-6-2	T11	8	RSL: Saucedo (61)
Sat.	June 2	at Real Salt Lake	L 0-2	18,556	2-7-2	T11	8	RSL: Baird (57) L. Silva (91+)
Sat.	June 9	D.C. United	W 2-1	39,465	3-7-2	10	11	SEA: Lodeiro (57) Eikrem (83); DC: Mattocks (53)
Wed.	June 13	at New York Red B	L 1-2	15,553	3-8-2	10	11	SEA: Shipp (87); NYR: Royer (37) Wright-Phillips (52)
Sat.	June 23	Chicago	T 1-1	39,513	3-8-3	T10	12	SEA: Dempsey (22); CHI: Katai (9)
Sat.	June 30	Portland	L 2-3	47,521	3-9-3	T10	12	SEA: Rodriguez (51) Marshall (68); POR: Mabilala (48,74) Armenteros (57)
Wed.	July 4	at Colorado	W 2-1	16,374	4-9-3	T10	15	SEA: Bruin (19,59); COL: Nicholson (40)
Sat.	July 7	at New England	T 0-0	16,484	4-9-4	10	16	
Sun.	July 15	at Atlanta	T 1-1	72,243	4-9-5	10	17	SEA: Lodeiro (45); ATL: Martinez (48)
Sat.	July 21	Vancouver	W 2-0	41,849	5-9-5	10	20	SEA: Lodeiro (5,31)
Wed.	July 25	at San Jose	W 1-0	16,478	6-9-5	10	23	SEA: Ruidiaz (62)
Sun.	July 29	New York City FC	W 3-1	39,528	7-9-5	10	26	SEA: C. Roldan (36) Svensson (51) Shipp (85); NYC: Medina (68)
Sat.	Aug. 4	at Minnesota	W 2-1	24,482	8-9-5	8	29	SEA: Lodeiro (91+) Bruin (97+); MIN: Quintero (19)
Sun.	Aug. 12	FC Dallas	W 2-1	39,522	9-9-5	8	32	SEA: Marshall (41) Lodeiro (63); DAL: Badji (52)
Sat.	Aug. 18	LA Galaxy	W 5-0	44,213	10-9-5	7	35	SEA: Marshall (3) Shipp (18) own goal (50) C. Roldan (59) Ruidiaz (67)
Sun.	Aug. 26	at Portland	W 1-0	21,144	11-9-5	T5	38	SEA: own goal (76)
Sat.	Sept. 1	Sporting KC	W 3-1	39,530	12-9-5	T5	41	SEA: Ruidiaz (12) own goal (52) Lodeiro (56); KC: Rubio (2)
Sat.	Sept. 15	at Vancouver	W 2-1	27,863	13-9-5	T5	44	SEA: Ruidiaz (21,42); VAN: Kamara (49+)
Wed.	Sept. 19	Philadelphia	L 0-1	39,536	13-10-5	6	44	PHI: Picault (93+)
Sun.	Sept. 23	at LA Galaxy	L 0-3	25,503	13-11-5	6	44	LA: Ibrahimovic (9) Kamara (40) Boateng (52)
Sat.	Sept. 29	Colorado	W 4-0	40,042	14-11-5	5	47	SEA: Ruidiaz (22,73) Lodeiro (52) Rodriguez (80)
Mon.	Oct. 8	Houston	W 4-1	39,518	15-11-5	5	50	SEA: Bruin (18) C. Roldan (34) Rodriguez (64,73); HOU: Beasley (87)
Wed.	Oct. 17	at Orlando City S	W 2-1	22,344	16-11-5	4	53	SEA: Rodriguez (3) Bwana (13); ORL: Dwyer (57)
Sun.	Oct. 21	at Houston	W 3-2	19,127	17-11-5	4	56	SEA: Marshall (26) Svensson (49) Ruidiaz (87); HOU: K. Garcia (63) Manotas (89)
Sun.	Oct. 28	San Jose	W 2-1	42,617	18-11-5	2	59	SEA: Ruidiaz (79,93+); SJ: own goal (64)



SEATTLE SOUNDERS FC

SEATTLE SOUNDERS FC -- GAME-BY-GAME

Table with columns for Player #, Player Name, and 34 game results (1-34) showing score, date, opponent, and time. Rows include players like Clint Dempsey, Noustou Tolo, Osvaldo Alonso, etc.

"00" = 100 minutes played
F/M/D/G = starting position



SEATTLE SOUNDERS FC

SEATTLE SOUNDERS FC – GAME-BY-GAME LOG

Game #1	03/04/2018	SEA 0 vs LFC 1	L	
Game #2	03/18/2018	SEA 0 at DAL 3	L	
Game #3	03/31/2018	SEA 0 vs MTL 1	L	
Game #4	04/15/2018	SEA 2 at KC 2	T	Bruin 1 (Marshall 1, Lodeiro 1) 48+; C. Roldan 1 (Bruin 1, A. Roldan 1) 73
Game #5	04/22/2018	SEA 3 vs MIN 1	W	Svensson 1 (C. Roldan 1, Alonso 1) 23; Bruin 2 (C. Roldan 2, Lodeiro 2) 25; Delem 1 (Dempsey 1) 95+
Game #6	04/29/2018	SEA 0 at LFC 1	L	
Game #7	05/05/2018	SEA 0 vs CLB 0	T	
Game #8	05/09/2018	SEA 2 at TOR 1	W	
Game #9	05/13/2018	SEA 0 at POR 1	L	
Game #10	05/26/2018	SEA 0 vs RSL 1	L	
Game #11	06/02/2018	SEA 0 at RSL 2	L	
Game #12	06/09/2018	SEA 2 vs DC 1	W	
Game #13	06/13/2018	SEA 1 at NYR 2	L	Lodeiro 1 (unassisted) 57; Erikrem 1 (C. Roldan 4, Alonso 2) 83
Game #14	06/23/2018	SEA 1 vs CHI 1	T	Shipp 1 (Bruin 3, Francis 1) 87
Game #15	06/30/2018	SEA 2 vs POR 3	L	Dempsey 1 (Bruin 4, Shipp 1) 22
Game #16	07/04/2018	SEA 2 at COL 1	W	Rodriguez 1 (Lodeiro 3) 51; Marshall 1 (Lodeiro 4) 68
Game #17	07/07/2018	SEA 0 at NE 0	T	Bruin 4 (unassisted) 19; Bruin 5 (Rodriguez 1, Lodeiro 5) 59
Game #18	07/15/2018	SEA 1 at ATL 1	T	
Game #19	07/21/2018	SEA 2 vs VAN 0	W	Lodeiro 2 (penalty kick) 45
Game #20	07/25/2018	SEA 1 at SJ 0	W	Lodeiro 3 (penalty kick) 5; Lodeiro 4 (Rodriguez 2) 31
Game #21	07/29/2018	SEA 3 vs NYC 1	W	Ruidiaz 1 (C. Roldan 5) 62
Game #22	08/04/2018	SEA 2 at MIN 1	W	C. Roldan 2 (unassisted) 36; Svensson 2 (Lodeiro 6, Shipp 2) 51; Shipp 2 (Bruin 5) 86
Game #23	08/12/2018	SEA 2 vs DAL 1	W	Lodeiro 5 (penalty kick) 91+; Bruin 6 (Ruidiaz 1, Leerdam 1) 97+
Game #24	08/18/2018	SEA 5 vs LA 0	W	Marshall 2 (Lodeiro 7) 41; Lodeiro 6 (unassisted) 63
Game #25	08/26/2018	SEA 1 at POR 0	W	Marshall 3 (Lodeiro 8) 3; Shipp 3 (Svensson 1) 18; own goal (Carrasco) 50; C. Roldan 3 (Shipp 3, Lodeiro 9) 59
Game #26	09/01/2018	SEA 3 vs KC 1	W	Ruidiaz 2 (unassisted) 67
Game #27	09/15/2018	SEA 2 at VAN 1	W	own goal (Cascante) 76
Game #28	09/19/2018	SEA 0 vs PHI 1	L	Ruidiaz 3 (Smith 1, Alonso 3) 12; own goal (Zusi) 52; Lodeiro 7 (penalty kick) 56
Game #29	09/23/2018	SEA 0 at LA 3	L	Ruidiaz 4 (Leerdam 2, C. Roldan 6) 21; Ruidiaz 5 (unassisted) 42
Game #30	09/29/2018	SEA 4 vs COL 0	W	Ruidiaz 6 (Lodeiro 10, C. Roldan 7) 22; Lodeiro 8 (penalty kick) 52; Ruidiaz 7 (Lodeiro 11, Rodriguez 3) 73; Rodriguez 2 (Leerdam 3) 80
Game #31	10/08/2018	SEA 4 vs HOU 1	W	Bruin 7 (C. Roldan 8, Tolo 1) 18; C. Roldan 4 (Lodeiro 12) 34; Rodriguez 3 (Leerdam 4) 64; Rodriguez 4 (Bwana 1) 73
Game #32	10/17/2018	SEA 2 at ORL 1	W	Rodriguez 5 (Leerdam 5) 3; Bwana 2 (Rodriguez 4) 13
Game #33	10/21/2018	SEA 3 at HOU 2	W	Marshall 4 (Lodeiro 13) 26; Svensson 3 (Lodeiro 14) 49; Ruidiaz 8 (Lodeiro 15) 87
Game #34	10/28/2018	SEA 2 vs SJ 1	W	Ruidiaz 9 (C. Roldan 9, Rodriguez 5) 79; Ruidiaz 10 (Lodeiro 16, Rodriguez 6) 93+



SEATTLE SOUNDERS FC

SEATTLE SOUNDERS FC - CUP COMPETITIONS - GAME-BY-GAME

#	Player	CONCACAF CHAMPIONS LEAGUE				U.S. OPEN CUP					
		R161 STEC 1-2	R162 STEC 4-0	QF1 GUAD 1-0	QF2 GUAD 0-3	4R SACR 1-2					
2	Clint Dempsey		87M	89M	90M						
4	Gustav Svensson	12	90M	90M	90M						
5	Nouhou Tolo		90D								
6	Osvaldo Alonso										
7	Cristian Roldan	90M	90M	90M	90M						
8	Victor Rodriguez	90M	90M	90M	90M						
10	Nicolas Lodeiro										
12	Seyi Adegoya										
13	Jordan Morris	90F									
14	Chad Marshall	90D	90D	90D	35D						
15	Tony Alfaro	90D	45D								120D
16	Alex Roldan	31									79
17	Will Bruin	33	90F	80F	8F						
18	Kelvin Leerdam				9						
19	Harry Shipp	57M	78M	1	55						44
20	Kim Kee-Hee										
21	Jordy Delem	78M									120D
22	Magnus Erikrem		45		90M						
23	Henry Wingo	59M	3	17	81M						120M
24	Stefan Frei	90G	90G	90G	90G						
25	Calle Brown										
27	Lamar Neagle		12	10	82						41F
29	Roman Torres			90D	90D						
30	Jordan McCrary	90D	90D	90D	90D						
31	Nicholas Hinds										82M
32	Zach Mathers										
35	Bryan Meredith										
37	Shandon Hopeau										120G
70	Handwalla Bwana			73M							76M
71	David Olsen										38
88	Ray Saari										120M
90	Waylon Francis	90D		90D	90D						120D
92	Rodrigue Ele										120D
99	Felix Chenkam										120F
CONCACAF CHAMPIONS LEAGUE											
R16(1)	02/22/2018	SEA 1	at STECLA 2	L							Lodeiro (unassisted) 15
R16(2)	03/01/2018	SEA 4	vs STECLA 0	W							Bruin (Lodeiro) 46; Lodeiro (Dempsey) 69; Marshall (Lodeiro) 81; Erikrem (Dempsey) 83
QF1	03/07/2018	SEA 1	vs CDGUAD 0	W							Dempsey (Wingo) 78
QF2	03/14/2018	SEA 0	at CDGUAD 3	L							
U.S. OPEN CUP											
4R	06/06/2018	SEA 1	at SACTOR 2	L							Shipp (unassisted) 91+



ALL-TIME MLS CUP PLAYOFFS STATISTICS

Updated through Saturday, December 9, 2017

	OVERALL							HOME					ROAD				
	GP	W	L	T	PTS	GF	GA	W	L	T	GF	GA	W	L	T	GF	GA
LA Galaxy	73	44	21	8	140	122	79	32	7	2	88	35	12	15	5	34	44
D.C. United	46	27	14	5	86	69	58	15	5	5	47	30	11	9	1	22	28
Chicago Fire	44	21	17	6	69	61	45	17	4	3	43	19	4	13	3	18	26
New England Revolution	42	16	17	9	57	50	53	12	4	6	30	17	5	12	3	20	36
Columbus Crew	47	18	23	6	60	63	70	13	7	2	45	29	5	16	4	18	41
KC Wizards-Sporting KC	46	17	20	9	60	59	61	15	4	3	38	18	2	17	5	21	43
MetroStars-N.Y. Red Bulls	50	17	24	9	60	59	68	9	11	2	24	25	8	14	6	35	43
Houston Dynamo	33	16	10	7	55	42	33	10	2	3	24	10	6	8	4	18	23
FC Dallas	43	14	21	8	50	56	76	10	7	6	40	35	3	14	3	16	41
Seattle Sounders FC	31	14	11	6	48	35	29	11	2	3	25	9	3	9	3	10	20
Colorado Rapids	39	11	21	7	40	35	55	8	7	3	13	15	5	15	2	22	40
San Jose Clash/Earthquakes	25	12	12	1	37	37	37	6	3	1	21	11	6	9	0	16	26
Real Salt Lake	22	7	8	7	28	23	27	5	2	2	12	5	2	6	5	11	22
Toronto FC	12	7	3	2	23	22	11	5	1	1	13	4	2	2	1	9	7
Portland Timbers	12	5	3	4	19	19	16	2	2	2	9	8	3	1	2	10	8
Montreal Impact	9	6	3	0	18	18	17	4	0	0	9	3	2	3	0	9	14
Miami Fusion	10	3	7	0	9	6	13	3	3	0	5	2	0	4	0	1	11
Tampa Bay Mutiny	11	2	9	0	6	12	23	1	5	0	7	10	1	4	0	5	13
Chivas USA	8	1	4	3	6	6	10	1	0	3	6	5	0	4	0	0	5
Vancouver Whitecaps FC	7	1	4	2	5	7	8	1	1	1	5	2	0	3	1	2	6
New York City FC	4	1	3	0	3	3	11	1	1	0	2	5	0	2	0	1	6
Atlanta United	1	0	0	1	1	0	0	0	0	1	0	0	0	0	0	0	0
Philadelphia Union	3	0	3	0	0	2	6	0	1	0	1	2	0	2	0	1	4

GOALS

PLAYER	TEAM	GP	GOALS
Landon Donovan	LAG*	44	25
Carlos Ruiz	DAL*	19	16
Roy Lassiter	DC*	21	13
Jaime Moreno	DC*	32	12
Ante Razov	CHV*	35	11
Brian McBride	CHI*	28	10
Preki	KC*	26	10
Taylor Twellman	NE	21	10
Robbie Keane	LAG	21	9
Bradley Wright-Phillips	NYR	15	9

ASSISTS

PLAYER	TEAM	GP	ASTS
Landon Donovan	LAG*	44	15
Mauricio Cienfuegos	LAG	35	14
Marco Etcheverry	DC	23	13
Cobi Jones	LAG	45	13
Jaime Moreno	DC*	32	10
Peter Nowak	CHI	20	10
Ante Razov	CHV*	35	10
Brad Davis	KC*	27	9
Javier Morales	DAL*	21	9
Brian Mullan	COL*	36	9
Andy Williams	RSL*	23	9

GAME-WINNING GOALS

PLAYER	TEAM	GP	GWG
Landon Donovan	LAG*	44	10
Jaime Moreno	DC*	32	5
Bradley Wright-Phillips	NYR	15	5
Clint Dempsey	SEA*	23	4
Brian McBride	CHI*	28	4
Carlos Ruiz	DAL*	19	4
Taylor Twellman	NE	21	4

12 players tied with 3

GAME-WINNING ASSISTS

PLAYER	TEAM	GP	GWA
Marco Etcheverry	DC	23	5
Cobi Jones	LAG	45	5
Brian Mullan	COL*	36	5
David Beckham	LAG	17	4
Landon Donovan	LAG*	44	4
Javier Morales	DAL*	21	4
Jaime Moreno	DC*	32	4

10 players tied with 3

GAMES PLAYED

PLAYER	TEAM	GP
Kevin Hartman	NYR*	49
Cobi Jones	LAG	45
Landon Donovan	LAG*	44
Diego Gutierrez	CHI*	40
Jeff Agoos	NYR*	39
Chris Armas	CHI*	37
Dema Kovalenko	LAG*	37
Jesse Marsch	CHV*	37
Brian Mullan	COL*	36

4 players tied with 35

GAMES STARTED

PLAYER	TEAM	GS
Kevin Hartman	NYR*	49
Landon Donovan	LAG*	44
Cobi Jones	LAG	43
Jeff Agoos	NYR*	39
Chris Armas	CHI*	37
Jesse Marsch	CHV*	37
C.J. Brown	CHI	35
Dema Kovalenko	LAG*	35
Zach Thornton	CHV*	35

4 players tied with 34

MINUTES PLAYED

PLAYER	TEAM	MIN
Kevin Hartman	NYR*	4522
Landon Donovan	LAG*	4077
Cobi Jones	LAG	3938
Jeff Agoos	NYR*	3557
Chris Armas	CHI*	3383
Diego Gutierrez	CHI*	3270
Jesse Marsch	CHV*	3228
C.J. Brown	CHI	3221
Zach Thornton	CHV*	3193
Nick Rimando	RSL*	3169

SHOTS

PLAYER	TEAM	GP	SHOTS
Landon Donovan	LAG*	44	113
Ante Razov	CHV*	35	95
Jaime Moreno	DC*	32	73
Clint Dempsey	SEA*	23	71
Brian McBride	CHI*	28	71
Carlos Ruiz	DAL*	19	67
Cobi Jones	LAG	45	66
Preki	KC*	26	63
Taylor Twellman	NE	21	61
Clint Mathis	LAG*	28	60

SHOTS ON GOAL

PLAYER	TEAM	GP	SOG
Landon Donovan	LAG*	44	56
Ante Razov	CHV*	35	38
Carlos Ruiz	DAL*	19	33
Jaime Moreno	DC*	32	32
Preki	KC*	26	32
Brian McBride	CHI*	28	31
Roy Lassiter	DC*	21	30
Taylor Twellman	NE	21	30
Clint Dempsey	SEA*	23	29
Cobi Jones	LAG	45	29
Clint Mathis	LAG*	28	29

HAT TRICKS

PLAYER	TEAM	GP	HATS
Raul Diaz Arce	COL*	12	1
Landon Donovan	LAG*	44	1
Sebastian Giovinco	TOR	11	1
Stern John	CLB	10	1

MULTI-GOAL GAMES

PLAYER	TEAM	GP	GAMES
Landon Donovan	LAG*	44	5
Roy Lassiter	DC*	21	4
Carlos Ruiz	DAL*	19	4
Paul Bravo	COL*	15	2
Will Bruin	SEA*	18	2
Charlie Davies	PHI*	7	2
Carlos Hermosillo	LAG	9	2
Stern John	CLB	10	2
Robbie Keane	LAG	21	2
Brian McBride	CHI*	28	2
Jaime Moreno	DC*	32	2
Ante Razov	CHV*	35	2

PENALTY KICK GOALS

PLAYER	TEAM	GP	GAMES
Landon Donovan	LAG*	44	6
Greg Vanney	LAG*	32	3
Robbie Keane	LAG	21	2
Lubos Kubik	DAL*	9	2
Michel	DAL	4	2
Jorge Rodriguez	DAL	18	2

30 players tied with 1

CONSECUTIVE GAMES WITH GOALS

#	PLAYER	TM	START	STOP
6	Carlos Ruiz	PHI	10/02/2002	11/09/2003
5	Jozy Altidore	TOR	10/26/2016	11/30/2016

CONSECUTIVE GAMES WITH ASSISTS

#	PLAYER	TM	START	STOP
5	David Beckham	LA	10/30/2011	11/01/2012

CONSECUTIVE GAMES WITH A GOAL/ASSIST

#	PLAYER	TM	START	STOP
8	Carlos Ruiz	PHI	09/25/2002	11/09/2003

FOULS COMMITTED

PLAYER	TEAM	GP	FC
Diego Gutierrez	CHI*	40	92
Chris Armas	CHI*	37	74
Dema Kovalenko	LAG*	37	72
Pablo Mastroeni	LAG*	27	67
Chris Henderson	NYR*	31	65
Jay Heaps	NE*	30	64
Ante Razov	CHV*	35	63
Landon Donovan	LAG*	44	62
Ricardo Clark	HOU*	25	61
Jesse Marsch	CHV*	37	59

FOULS SUFFERED

PLAYER	TEAM	GP	FS
Cobi Jones	LAG	45	113
Jaime Moreno	DC*	32	102
Landon Donovan	LAG*	44	96
Taylor Twellman	NE	21	70
Mauricio Cienfuegos	LAG	35	68
DaMarcus Beasley	HOU*	21	67
Mark Chung	SJ*	26	65
Oscar Pareja	DAL*	17	64
Carlos Ruiz	DAL*	19	64
Jeff Agoos	NYR*	39	62

OFFSIDES

PLAYER	TEAM	GP	OFF
Ante Razov	CHV*	35	40
Carlos Ruiz	DAL*	19	34
Luis Hernandez	LAG	10	23
Raul Diaz Arce	COL*	12	22
Chris Henderson	NYR*	31	22
Roy Lassiter	DC*	21	22
Brian Ching	HOU*	26	21
Eddie Johnson	DC*	14	21
Taylor Twellman	NE	21	20
Adolfo Valencia	NYR	8	20

CORNER KICKS

PLAYER	TEAM	GP	CK
Marco Etcheverry	DC	23	119
Brad Davis	KC*	27	92
Cobi Jones	LAG	45	83
Steve Ralston	NE*	34	75
Sacha Kljestan	NYR*	17	74
Graham Zusi	KC	14	69
David Beckham	LAG	17	68
Landon Donovan	LAG*	44	66
Javier Morales	DAL*	21	65
Richard Mulrooney	HOU*	19	64

CAUTIONS (YELLOW)

PLAYER	TEAM	GP	CAUT
Dema Kovalenko	LAG*	37	15
Diego Gutierrez	CHI*	40	12
Kyle Beckerman	RSL*	32	10
Pablo Mastroeni	LAG*	27	10
Landon Donovan	LAG*	44	9
Daniel Hernandez	DAL*	23	9
Jesse Marsch	CHV*	37	9
Brian Mullan	COL*	36	9
Robert Warzycha	CLB	17	9

5 players tied with 8

EJECTIONS (RED CARDS)

PLAYER	TEAM	GP	EJECT
Rafa Marquez	NYR	6	2
Diego Serna	COL*	7	2

67 players tied with 1

GOALKEEPING LEADERS

PLAYER	TEAM	GP	MIN	SHTS	SVS	GA	GAA	W-L-T	SHO
Alex Bono	TOR	5	450	12	10	2	0.40	3-1-1	3
Brian Rowe	LAG	3	300	10	7	2	0.60	2-1-0	1
Jaime Penedo	LAG	7	690	28	22	5	0.65	4-2-1	4
Adin Brown	POR*	10	954	72	59	7	0.66	4-3-3	5
Stefan Frei	SEA*	17	1590	78	64	13	0.74	9-4-4	8
Jon Conway	CHI*	4	360	16	13	3	0.75	0-2-2	1
Brad Guzan	ATL*	5	480	25	20	4	0.75	1-2-2	2
Zack Steffen	CLB	5	480	23	19	4	0.75	1-2-2	2
Josh Saunders	ORL*	11	954	38	30	8	0.75	8-2-1	3
Jimmy Nielsen	KC	10	960	24	15	9	0.84	5-3-2	4

Minimum: 300 minutes played

GOALKEEPER WINS

PLAYER	TEAM	GP	WON
Kevin Hartman	NYR*	49	24
Zach Thornton	CHV*	35	17
Nick Rimando	RSL*	34	13
Pat Onstad	DC*	21	10
Tom Presthus	CLB*	15	10
Matt Reis	NE*	22	10
Stefan Frei	SEA*	17	9
Tony Meola	NYR*	23	9
Tally Hall	DC*	15	8
Josh Saunders	ORL*	11	8

SAVES

PLAYER	TEAM	GP	SVS
Kevin Hartman	NYR*	49	175
Zach Thornton	CHV*	35	122
Nick Rimando	RSL*	34	114
Matt Reis	NE*	22	103
Tony Meola	NYR*	23	96
Jon Busch	CHI*	18	71
Joe Cannon	VAN*	18	64
Stefan Frei	SEA*	17	64
Adin Brown	POR*	10	59
Pat Onstad	DC*	21	58

GOALKEEPER LOSSES

PLAYER	TEAM	GP	LOST
Kevin Hartman	NYR*	49	17
Zach Thornton	CHV*	35	13
Nick Rimando	RSL*	34	12
Tony Meola	NYR*	23	11
Joe Cannon	VAN*	18	8
Luis Robles	NYR	18	8
Jon Busch	CHI*	18	7
Mark Dodd	DAL	12	7
Matt Jordan	COL*	12	7
Pat Onstad	DC*	21	7
Matt Reis	NE*	22	7

SHUTOUTS

PLAYER	TEAM	GP	SHO
Kevin Hartman	NYR*	49	15
Nick Rimando	RSL*	34	13
Zach Thornton	CHV*	35	13
Stefan Frei	SEA*	17	8
Tony Meola	NYR*	23	8
Matt Reis	NE*	22	8
Tom Presthus	CLB*	15	7
Jon Busch	CHI*	18	6
Luis Robles	NYR	18	6

5 players tied with 5

MINUTES PLAYED IN GOAL

PLAYER	TEAM	MIN
Kevin Hartman	NYR*	4522
Zach Thornton	CHV*	3193
Nick Rimando	RSL*	3169
Tony Meola	NYR*	2135
Matt Reis	NE*	2090
Pat Onstad	DC*	2043
Joe Cannon	VAN*	1690
Jon Busch	CHI*	1670
Luis Robles	NYR	1650
Stefan Frei	SEA*	1590

LONGEST SHUTOUT STREAKS (MINUTES)

PLAYER	MIN	START	END
Stefan Frei, SEA	624	11/22/2016	12/09/2017
Kevin Hartman, LA	473	10/29/2005	11/10/2007
Kevin Hartman, LA	422	10/02/2002	11/09/2003
Adin Brown, NE	374	9/29/2002	10/12/2002
Matt Reis, NE	337	11/12/2006	11/18/2007
Tally Hall, HOU	335	10/30/2011	11/20/2011
Tony Meola, MET	328	10/03/1998	9/24/2000
Pat Onstad, HOU	322	11/09/2008	11/13/2009
Kevin Hartman, LA	314	10/16/1998	10/31/1999
Jaime Penedo, LA	314	11/07/2013	11/30/2014

SAVES PERCENTAGE

PLAYER	TEAM	GP	SAVES	SOG	PCT
Alex Bono	TOR	5	10	12	83.3
Dario Sala	DAL	4	20	24	83.3
Zack Steffen	CLB	5	19	23	82.6
Stefan Frei	SEA*	17	64	78	82.1
Adin Brown	POR*	10	59	72	81.9
Dave Salzwedel	SJ	3	18	22	81.8
Jon Conway	CHI*	4	13	16	81.3
Marcus Hahnemann	SEA*	9	37	46	80.4
Brad Guzan	ATL*	5	20	25	80.0
Frank Rost	NYR	3	12	15	80.0

Minimum: 10 saves

TEAM ATTENDANCE REPORT

	HOME GAMES			ROAD GAMES		
	DATES	TOTAL	AVERAGE	DATES	TOTAL	AVERAGE
Atlanta United	1	67,221	67,221	0	0	---
Chicago Fire	24	377,613	15,734	20	278,192	13,910
Chivas USA	4	79,304	19,826	4	71,601	17,900
Colorado Rapids	18	198,070	11,004	21	385,333	18,349
Columbus Crew SC	22	329,367	14,971	25	411,484	16,459
D.C. United	25	489,918	19,597	21	397,578	18,932
FC Dallas	23	280,713	12,205	20	380,729	19,036
Houston Dynamo	15	331,829	22,122	18	425,048	23,614
KC Wiz.-Sporting Kansa	22	317,218	14,419	24	378,129	15,755
LA Galaxy	41	955,105	23,295	32	614,727	19,210
MetroStars-N.Y. Red Bu	22	368,243	16,738	28	480,622	17,165
Miami Fusion	6	56,452	9,409	4	55,120	13,780
Montreal Impact	4	111,755	27,939	5	102,589	20,518
New England Revolution	22	364,303	16,559	20	294,349	14,717
New York City FC	2	51,601	25,801	2	42,636	21,318
Philadelphia Union	1	18,539	18,539	2	46,508	23,254
Portland Timbers	6	125,924	20,987	6	141,559	23,593
Real Salt Lake	9	159,362	17,707	13	316,958	24,381
San Jose Clash/Earthqu	10	129,821	12,982	15	297,645	19,843
Seattle Sounders FC	16	623,265	38,954	15	348,962	23,264
Tampa Bay Mutiny	6	57,466	9,578	5	80,514	16,103
Toronto FC	7	212,974	30,425	5	146,824	29,365
Vancouver Whitecaps FC	3	76,757	25,586	4	85,713	21,428
MLS Totals	309	5,782,820	18,715	309	5,782,820	18,715

TEAM TOTALS

TEAM	GP	G	A	SHT	SOG	PG	PA	BK	FC	FS	OFF	CK	C	E
Atlanta United	1	0	0	23	8	0	0	1	12	14	6	6	0	0
Chicago Fire	44	61	78	586	261	3	5	7	720	768	141	250	95	3
Chivas USA	8	6	3	67	29	1	1	1	132	113	23	30	22	1
Colorado Rapids	39	35	41	480	181	3	4	6	644	566	98	187	75	4
Columbus Crew SC	47	63	73	601	237	2	5	8	676	687	134	226	91	3
D.C. United	46	69	80	584	246	1	3	10	726	720	168	258	77	10
FC Dallas	43	56	69	505	209	5	7	11	728	672	102	195	100	7
Houston Dynamo	33	42	44	396	154	2	4	8	466	468	100	154	61	2
Sporting Kansas City	46	59	55	598	239	4	4	7	747	730	107	211	99	2
LA Galaxy	73	122	129	924	378	13	14	13	1143	1094	203	372	129	5
New York Red Bulls	50	59	62	653	255	4	6	11	722	726	116	241	102	8
Miami Fusion	10	6	8	95	39	0	0	3	154	169	35	42	21	7
Montreal Impact	9	18	19	117	53	0	0	3	129	106	16	38	13	3
New England Revolution	42	50	59	458	210	2	2	17	679	661	106	166	90	6
New York City FC	4	3	1	61	16	1	1	0	50	35	5	17	7	1
Philadelphia Union	3	2	4	44	18	0	0	1	41	30	3	18	9	0
Portland Timbers	12	19	21	142	57	1	1	0	186	181	27	62	24	0
Real Salt Lake	22	23	24	296	114	2	2	2	335	302	60	97	38	1
San Jose Earthquakes	25	37	48	327	140	0	0	7	359	363	87	151	47	3
Seattle Sounders FC	31	35	29	364	132	2	3	2	361	419	60	165	44	3
Tampa Bay Mutiny	11	12	14	154	56	0	0	1	173	152	38	59	20	0
Toronto FC	12	22	19	152	65	1	2	2	145	180	21	60	13	1
Vancouver Whitecaps FC	7	7	7	73	22	0	0	0	102	86	8	20	16	1

TEAM RANKS

TEAM	G	A	SHT	SOG	BLK	FC	FS	OFF	CK	C
Atlanta United	23	23	1	1	1	22	17	1	2	23
Chicago Fire	7	3	6	3	14	4	1	6	4	5
Chivas USA	19	21	23	22	17	3	16	8	22	2
Colorado Rapids	18	17	15	18	15	2	11	13	13	12
Columbus Crew SC	8	9	11	13	12	15	10	9	12	11
D.C. United	5	6	12	7	10	7	4	2	5	19
FC Dallas	9	7	18	15	7	1	6	14	16	3
Houston Dynamo	11	11	16	17	8	18	15	7	14	14
Sporting Kansas City	10	15	9	8	16	5	3	15	15	6
LA Galaxy	3	4	14	10	11	9	7	10	9	16
New York Red Bulls	13	14	8	11	9	14	13	16	11	9
Miami Fusion	22	20	22	21	5	11	2	3	20	8
Montreal Impact	1	1	9	4	3	17	20	19	19	20
New England Revolution	12	10	20	14	2	6	5	12	21	7
New York City FC	19	22	2	20	21	20	23	21	18	17
Philadelphia Union	21	12	3	2	3	19	22	23	2	1
Portland Timbers	4	5	17	16	21	10	8	17	8	10
Real Salt Lake	16	16	5	9	18	12	19	11	17	18
San Jose Earthquakes	6	2	7	5	6	16	9	4	1	13
Seattle Sounders FC	14	19	19	19	20	23	18	18	7	21
Tampa Bay Mutiny	15	13	4	12	18	8	14	5	6	15
Toronto FC	2	8	13	6	13	21	12	20	10	22
Vancouver Whitecaps FC	17	18	21	23	21	13	21	22	23	4

TEAM vs TEAM RECORDS

vs	vs	vs	vs	vs	vs	vs	vs	vs	vs	vs	vs	vs	vs	vs	vs	vs	vs	vs	vs	vs	vs	vs	
ATL	CHI	CHV	COL	CLB	DC	DAL	HOU	KC	LA	MIA	MTL	NE	NYC	NYR	ORL	PHI	POR	RSL	SJ	SEA	TB	TOR	VAN
ATL	--	0-0-0	0-0-0	0-0-0	0-0-1	0-0-0	0-0-0	0-0-0	0-0-0	0-0-0	0-0-0	0-0-0	0-0-0	0-0-0	0-0-0	0-0-0	0-0-0	0-0-0	0-0-0	0-0-0	0-0-0	0-0-0	0-0-0
CHI	0-0-0	--	0-0-0	2-0-0	0-1-0	5-0-2	3-2-1	0-1-0	0-1-0	2-2-1	0-0-0	0-0-0	7-7-1	0-0-0	2-2-0	0-0-0	0-0-0	0-0-1	0-0-0	0-0-0	0-0-0	0-0-0	0-0-0
CHV	0-0-0	0-0-0	--	0-0-0	0-0-0	0-0-0	0-0-0	1-1-0	0-1-1	0-1-1	0-0-0	0-0-0	0-0-0	0-0-0	0-0-0	0-0-0	0-0-0	0-0-0	0-1-1	0-0-0	0-0-0	0-0-0	0-0-0
COL	0-0-0	0-2-0	0-0-0	--	2-1-0	0-1-0	5-2-3	0-1-0	2-5-2	2-7-0	0-0-0	0-0-0	0-0-0	0-0-0	0-0-0	0-0-0	0-0-0	0-0-0	0-0-0	1-0-0	0-3-0	0-0-0	0-0-0
CLB	0-0-1	1-0-0	0-0-0	1-2-0	--	2-6-0	0-0-0	0-0-0	1-0-1	0-0-0	0-0-0	1-1-0	0-4-3	1-1-0	4-1-0	0-0-0	0-0-0	0-1-0	0-2-0	2-2-0	0-0-0	5-2-0	0-1-1
DC	0-0-0	0-5-2	0-0-0	1-0-0	6-2-0	--	0-0-0	0-1-1	1-0-0	2-0-0	4-0-0	0-1-0	3-1-1	0-0-0	7-4-2	0-0-0	0-0-0	0-0-0	0-0-0	0-0-0	0-0-0	2-0-0	0-0-0
DAL	0-0-0	2-3-1	0-0-0	2-5-3	0-0-0	--	0-0-0	--	1-1-0	1-2-0	4-4-0	0-0-0	0-0-0	0-0-0	0-3-0	0-0-0	0-0-0	0-1-1	1-0-1	0-0-0	2-2-2	0-0-0	0-0-0
HOU	0-0-0	1-0-0	1-1-0	1-0-0	0-0-0	1-0-1	1-1-0	--	4-2-1	0-3-0	0-0-0	1-0-0	1-0-1	0-0-0	1-1-2	0-0-0	2-0-0	1-0-1	0-0-0	0-0-0	1-2-1	0-0-0	0-0-0
KC	0-0-0	1-0-0	1-0-1	5-2-2	0-1-0	0-1-0	2-1-0	2-4-1	--	3-5-1	1-2-0	0-0-0	1-1-0	0-0-0	0-1-0	0-0-0	0-0-0	0-0-1	0-0-0	1-2-0	0-1-0	0-0-0	0-0-0
LA	0-0-0	2-2-1	1-0-1	7-2-0	0-0-0	0-2-0	4-4-0	3-0-0	5-3-1	--	0-0-0	0-0-0	3-0-0	0-0-0	1-2-0	0-0-0	0-0-0	0-0-0	4-1-2	5-4-1	4-3-0	2-0-0	0-0-0
MIA	0-0-0	0-0-0	0-0-0	0-0-0	0-0-0	0-4-0	0-0-0	0-0-0	2-1-0	0-0-0	--	0-0-0	0-0-0	0-0-0	0-0-0	0-0-0	0-0-0	0-0-0	0-0-0	1-2-0	0-0-0	0-0-0	0-0-0
MTL	0-0-0	0-0-0	0-0-0	0-0-0	1-1-0	1-0-0	0-0-0	0-1-0	0-0-0	0-0-0	0-0-0	--	0-0-0	0-0-0	2-0-0	0-0-0	0-0-0	0-0-0	0-0-0	0-0-0	0-0-0	2-1-0	0-0-0
NE	0-0-0	7-7-1	0-0-0	0-0-0	4-0-3	1-3-1	0-0-0	0-1-1	1-1-0	0-3-0	0-0-0	0-0-0	--	0-0-0	4-1-3	0-0-0	0-0-0	0-0-0	0-0-0	0-0-0	0-0-0	0-0-0	0-0-0
NYC	0-0-0	0-0-0	0-0-0	0-0-0	1-1-0	0-0-0	0-0-0	0-0-0	0-0-0	0-0-0	0-0-0	0-0-0	0-0-0	--	0-0-0	0-0-0	0-0-0	0-0-0	0-0-0	0-0-0	0-0-0	0-2-0	0-0-0
NYR	0-0-0	2-2-0	0-0-0	0-0-0	1-4-0	4-7-2	3-0-0	1-1-2	1-0-0	1-3-1	0-0-0	0-2-0	1-4-3	0-0-0	--	0-0-0	0-0-0	0-0-0	1-0-0	1-1-0	0-0-0	0-0-0	1-1-0
ORL	0-0-0	0-0-0	0-0-0	0-0-0	0-0-0	0-0-0	0-0-0	0-0-0	0-0-0	0-0-0	0-0-0	0-0-0	0-0-0	0-0-0	--	0-0-0	0-0-0	0-0-0	0-0-0	0-0-0	0-0-0	0-0-0	0-0-0
PHI	0-0-0	0-0-0	0-0-0	0-0-0	0-0-0	0-0-0	0-0-0	0-2-0	0-0-0	0-0-0	0-0-0	0-0-0	0-0-0	0-0-0	0-0-0	0-0-0	0-0-0	0-0-0	0-0-0	0-0-0	0-0-0	0-0-0	0-0-0
POR	0-0-0	0-0-0	0-0-0	0-0-0	1-0-0	0-0-0	1-0-1	0-1-1	0-0-1	0-0-0	0-0-0	0-0-0	0-0-0	0-0-0	0-0-0	0-0-0	0-0-0	0-0-0	--	0-2-0	0-0-0	2-0-0	0-0-0
RSL	0-0-0	0-0-1	1-0-1	0-0-0	2-0-0	0-0-0	0-1-1	0-0-0	0-0-1	1-4-2	0-0-0	0-0-0	0-0-0	0-0-0	0-1-0	0-0-0	0-0-0	2-0-0	--	0-0-0	1-2-1	0-0-0	0-0-0
SJ	0-0-0	1-0-0	0-0-0	0-1-0	2-2-0	0-0-0	0-0-0	0-0-0	2-1-0	4-5-1	2-1-0	0-0-0	0-0-0	0-0-0	1-1-0	0-0-0	0-0-0	0-0-0	0-0-0	--	0-0-0	0-0-0	0-0-0
SEA	0-0-0	0-0-0	0-0-0	3-0-0	0-0-0	0-0-0	2-2-2	2-1-1	1-0-0	3-4-0	0-0-0	0-0-0	0-0-0	0-0-0	0-0-0	0-0-0	0-0-0	0-2-0	2-1-1	0-0-0	--	0-0-0	0-1-1
TB	0-0-0	0-0-0	0-0-0	0-0-0	2-5-0	0-2-0	0-0-0	0-0-0	0-0-0	0-2-0	0-0-0	0-0-0	0-0-0	0-0-0	0-0-0	0-0-0	0-0-0	0-0-0	0-0-0	0-0-0	0-0-0	0-0-0	0-0-0
TOR	0-0-0	0-0-0	0-0-0	0-0-0	1-0-1	0-0-0	0-0-0	0-0-0	0-0-0	0-0-0	0-0-0	1-2-0	0-0-0	2-0-0	1-1-0	0-0-0	1-0-0	0-0-0	0-0-0	0-0-0	1-0-1	0-0-0	--
VAN	0-0-0	0-0-0	0-0-0	0-0-0	0-0-0	0-0-0	0-1-0	0-0-0	0-0-0	0-1-0	0-0-0	0-0-0	0-0-0	0-0-0	0-0-0	0-0-0	0-0-0	0-0-0	0-0-0	0-1-1	0-0-0	1-0-0	0-0-0

TEAM GOALS SCORED INTERVALS

TEAM	GP	G	1-15	16-30	31-45	46-60	61-75	76-90	OT
LA Galaxy	73	122	15	18	21	18	25	15	10
D.C. United	46	69	6	10	10	9	13	20	1
Columbus Crew SC	47	63	8	6	11	12	7	17	2
Chicago Fire	44	61	8	10	18	8	5	11	1
Sporting Kansas City	46	59	7	11	7	9	14	8	3
New York Red Bulls	50	59	4	7	11	11	10	15	1
FC Dallas	43	56	5	11	7	9	13	9	2
New England Revolution	42	50	6	9	7	7	11	9	1
Houston Dynamo	33	42	4	5	6	4	10	7	6
San Jose Earthquakes	25	37	4	2	8	6	5	8	4
Seattle Sounders FC	31	35	4	4	2	10	6	9	4
Colorado Rapids	39	35	3	8	4	3	6	7	0
Real Salt Lake	22	23	1	3	7	3	2	6	1
Toronto FC	12	22	3	2	2	3	5	5	2
Portland Timbers	12	19	4	2	3	4	1	4	1
Montreal Impact	9	18	3	2	5	4	1	3	0
Tampa Bay Mutiny	11	12	2	2	3	2	1	2	0
Vancouver Whitecaps FC	7	7	1	0	1	1	2	2	0
Chivas USA	8	6	1	1	1	1	1	1	0
Miami Fusion	10	6	1	1	0	2	2	0	0
New York City FC	4	3	0	1	0	1	0	1	0
Philadelphia Union	3	2	1	0	0	0	1	0	0
Atlanta United	1	0	0	0	0	0	0	0	0

TEAM GOALS ALLOWED INTERVALS

TEAM	GP	G	1-15	16-30	31-45	46-60	61-75	76-90	OT
Atlanta United	1	0	0	0	0	0	0	0	0
Philadelphia Union	3	6	2	1	1	1	0	1	0
Vancouver Whitecaps FC	7	8	0	0	2	1	2	3	0
Chivas USA	8	10	1	0	3	0	3	3	0
Toronto FC	12	11	2	2	3	3	1	0	0
New York City FC	4	11	2	2	0	2	1	4	0
Miami Fusion	10	13	1	3	4	1	1	2	1
Portland Timbers	12	16	0	2	3	1	4	5	1
Montreal Impact	9	17	1	2	3	0	4	4	3
Tampa Bay Mutiny	11	23	2	2	4	7	2	6	0
Real Salt Lake	22	27	3	7	4	4	4	5	0
Seattle Sounders FC	31	29	3	6	5	5	5	4	1
Houston Dynamo	33	33	5	7	5	3	6	4	3
San Jose Earthquakes	25	37	3	3	8	10	4	9	0
Chicago Fire	44	45	8	3	10	9	7	6	2
New England Revolution	42	53	4	6	9	7	11	9	7
Colorado Rapids	39	55	8	11	5	10	13	6	2
D.C. United	46	58	10	4	13	9	12	10	0
Sporting Kansas City	46	61	4	11	5	10	14	12	5
New York Red Bulls	50	68	8	7	10	7	14	20	2
Columbus Crew SC	47	70	11	8	14	15	6	16	0
FC Dallas	43	76	7	12	9	13	9	19	7
LA Galaxy	73	79	6	16	14	9	18	11	5

GOAL-SCORING TOTALS

TEAM	OVERALL	GOALS FOR		GOALS AGAINST	
	RECORD	TOTAL	AVG	TOTAL	AVG
Montreal Impact	6-3-0	18	2.00	17	1.89 (20th)
Toronto FC	7-3-2	22	1.83	11	0.92 (2d)
LA Galaxy	44-19-10	122	1.67	79	1.08 (6th)
Portland Timbers	5-3-4	19	1.58	16	1.33 (14th)
D.C. United	26-13-7	69	1.50	58	1.26 (10th)
San Jose Earthquakes	12-12-1	37	1.48	37	1.48 (17th)
Chicago Fire	21-17-6	61	1.39	45	1.02 (5th)
Columbus Crew SC	18-23-6	63	1.34	70	1.49 (18th)
FC Dallas	14-21-8	56	1.30	76	1.77 (19th)
Sporting Kansas City	17-20-9	59	1.28	61	1.33 (13th)
Houston Dynamo	16-10-7	42	1.27	33	1.00 (4th)
New England Revolution	17-15-10	50	1.19	53	1.26 (11th)
New York Red Bulls	17-24-9	59	1.18	68	1.36 (15th)
Seattle Sounders FC	14-11-6	35	1.13	29	0.94 (3d)
Tampa Bay Mutiny	2-9-0	12	1.09	23	2.09 (22th)
Real Salt Lake	7-8-7	23	1.05	27	1.23 (8th)
Vancouver Whitecaps FC	1-4-2	7	1.00	8	1.14 (7th)
Colorado Rapids	13-21-5	35	0.90	55	1.41 (16th)
Chivas USA	1-4-3	6	0.75	10	1.25 (9th)
New York City FC	1-3-0	3	0.75	11	2.75 (23th)
Philadelphia Union	0-3-0	2	0.67	6	2.00 (21th)
Miami Fusion	3-5-2	6	0.60	13	1.30 (12th)
Atlanta United	0-0-1	0	0.00	0	0.00 (1st)
		806	2.61 goals per game		

RECORD IN ONE-GOAL GAMES

TEAM	-REGULATION-OT-				--- SHOOTOUT ---				---- BOTH -----			
	W	L	T	PCT	W	L	T	PCT	W	L	T	PCT
Montreal Impact	4	0	0	1.000	0	0	0	---	4	0	0	1.000
D.C. United	17	4	0	.810	3	0	2	.800	20	4	2	.808
LA Galaxy	23	10	0	.697	1	1	4	.500	24	11	4	.667
Houston Dynamo	8	5	0	.615	0	0	1	.500	8	5	1	.607
Portland Timbers	3	2	0	.600	0	0	1	.500	3	2	1	.583
Colorado Rapids	12	10	0	.545	2	1	2	.600	14	11	2	.556
New England Revolution	11	10	0	.524	1	0	3	.625	12	10	3	.540
Miami Fusion	2	2	0	.500	0	0	2	.500	2	2	2	.500
Toronto FC	2	2	0	.500	0	0	1	.500	2	2	1	.500
Seattle Sounders FC	8	8	0	.500	0	1	1	.250	8	9	1	.472
Real Salt Lake	4	4	0	.500	0	0	3	.500	4	4	3	.500
San Jose Earthquakes	5	5	0	.500	0	0	0	---	5	5	0	.500
FC Dallas	11	12	0	.478	3	1	2	.667	14	13	2	.517
Chicago Fire	10	12	0	.455	2	1	1	.625	12	13	1	.481
New York Red Bulls	11	14	0	.440	1	0	1	.750	12	14	1	.463
Sporting Kansas City	8	12	0	.400	1	0	3	.625	9	12	3	.438
Columbus Crew SC	7	13	0	.350	2	0	1	.833	9	13	1	.413
Chivas USA	1	3	0	.250	0	0	0	---	1	3	0	.250
Philadelphia Union	0	2	0	.000	0	0	0	---	0	2	0	.000
Vancouver Whitecaps FC	0	2	0	.000	0	0	0	---	0	2	0	.000
Tampa Bay Mutiny	0	4	0	.000	0	0	0	---	0	4	0	.000

CONSECUTIVE MINUTES WITHOUT SCORING A GOAL

TEAM	MIN	START	END
Columbus Crew	279	9/28/2002	10/12/2002
Columbus Crew SC	270	11/05/2017	current
Colorado Rapids	260	9/16/2000	9/24/2000
Toronto FC	258	10/30/2017	11/29/2017
Seattle Sounders FC	242	11/02/2014	11/30/2014
Kansas City Wizards	235	10/27/2007	end of season
San Jose Clash	234	9/26/1996	end of season
Colorado Rapids	225	10/27/2011	end of season
Miami Fusion	221	10/10/2001	end of season
D.C. United	210	9/30/1998	10/11/1998

CONSECUTIVE MINUTES WITHOUT ALLOWING A GOAL

TEAM	MIN	START	END
Seattle Sounders FC	427	10/29/2017	12/09/2017
New England Revolution	374	9/29/2002	10/12/2002
Houston Dynamo	335	10/30/2011	11/20/2011
New England Revolution	331	10/27/2007	11/18/2007
Los Angeles Galaxy	314	11/01/2009	11/22/2009
Houston Dynamo	313	10/29/2009	11/13/2009
Los Angeles Galaxy	311	10/02/2002	end of season
New England Revolution	306	10/28/2006	11/12/2006
Toronto FC	306	11/05/2017	current
LA Galaxy	296	11/01/2014	11/30/2014

HOME GOAL-SCORING TOTALS

TEAM	W	L	T	GF	AVG	GA	AVG
D.C. United	15	5	5	47	1.88	30	1.20
LA Galaxy	32	7	2	88	2.15	35	0.85
New York Red Bulls	9	11	2	24	1.09	25	1.14
FC Dallas	11	7	5	40	1.74	35	1.52
Columbus Crew SC	13	7	2	45	2.05	29	1.32
Sporting Kansas City	15	4	3	38	1.73	18	0.82
New England Revolution	12	4	6	30	1.36	17	0.77
Chicago Fire	17	4	3	43	1.79	19	0.79
Colorado Rapids	8	7	3	13	0.72	15	0.83
San Jose Earthquakes	6	3	1	21	2.10	11	1.10
Real Salt Lake	5	2	2	12	1.33	5	0.56
Houston Dynamo	10	2	3	24	1.60	10	0.67
Toronto FC	5	1	1	13	1.86	4	0.57
Seattle Sounders FC	11	2	3	25	1.56	9	0.56
Portland Timbers	2	2	2	9	1.50	8	1.33
Philadelphia Union	0	1	0	1	1.00	2	2.00
Vancouver Whitecaps FC	1	1	1	5	1.67	2	0.67
Chivas USA	1	0	3	6	1.50	5	1.25
Tampa Bay Mutiny	1	5	0	7	1.17	10	1.67
Montreal Impact	4	0	0	9	2.25	3	0.75
Miami Fusion	3	3	0	5	0.83	2	0.33
New York City FC	1	1	0	2	1.00	5	2.50
Atlanta United	0	0	1	0	0.00	0	0.00

FIRST-HALF GOAL-SCORING TOTALS

TEAM	W	L	T	GF	AVG	GA	AVG
LA Galaxy	44	22	7	54	0.74	36	0.49
Chicago Fire	21	17	6	36	0.82	21	0.48
D.C. United	26	14	6	26	0.57	27	0.59
Sporting Kansas City	17	21	8	25	0.54	20	0.43
Columbus Crew SC	18	23	6	25	0.53	33	0.70
FC Dallas	14	21	8	23	0.53	28	0.65
New England Revolution	17	16	9	22	0.52	19	0.45
New York Red Bulls	17	25	8	22	0.44	25	0.50
Houston Dynamo	16	10	7	15	0.45	17	0.52
Colorado Rapids	12	22	5	15	0.38	24	0.62
San Jose Earthquakes	12	12	1	14	0.56	14	0.56
Real Salt Lake	7	8	7	11	0.50	14	0.64
Seattle Sounders FC	14	11	6	10	0.32	14	0.45
Montreal Impact	6	3	0	10	1.11	6	0.67
Portland Timbers	5	3	4	9	0.75	5	0.42
Tampa Bay Mutiny	2	9	0	7	0.64	8	0.73
Toronto FC	7	3	2	7	0.58	7	0.58
Chivas USA	1	4	3	3	0.38	4	0.50
Miami Fusion	3	7	0	2	0.20	8	0.80
Vancouver Whitecaps FC	1	4	2	2	0.29	2	0.29
New York City FC	1	3	0	1	0.25	4	1.00
Philadelphia Union	0	3	0	1	0.33	4	1.33
Atlanta United	0	0	1	0	0.00	0	0.00

TEAM TOTAL SHOTS

TEAM	W	L	T	1st	2nd/OT	TOT
LA Galaxy	44	22	7	423	501	924
New York Red Bulls	17	25	8	265	388	653
Columbus Crew SC	18	23	6	263	338	601
Sporting Kansas City	17	21	8	280	318	598
Chicago Fire	21	17	6	251	335	586
D.C. United	26	14	6	273	311	584
FC Dallas	14	21	8	197	308	505
Colorado Rapids	12	22	5	220	260	480
New England Revolution	17	16	9	203	255	458
Houston Dynamo	16	10	7	174	222	396
Seattle Sounders FC	14	11	6	171	193	364
San Jose Earthquakes	12	12	1	154	173	327
Real Salt Lake	7	8	7	119	177	296
Tampa Bay Mutiny	2	9	0	79	75	154
Toronto FC	7	3	2	69	83	152
Portland Timbers	5	3	4	69	73	142
Montreal Impact	6	3	0	47	70	117
Miami Fusion	3	7	0	42	53	95
Vancouver Whitecaps FC	1	4	2	36	37	73
Chivas USA	1	4	3	34	33	67
New York City FC	1	3	0	28	33	61
Philadelphia Union	0	3	0	12	32	44
Atlanta United	0	0	1	9	14	23

ROAD GOAL-SCORING TOTALS

TEAM	W	L	T	GF	AVG	GA	AVG
LA Galaxy	12	15	5	34	1.06	44	1.38
New York Red Bulls	8	14	6	35	1.25	43	1.54
FC Dallas	3	14	3	16	0.80	41	2.05
Columbus Crew SC	5	16	4	18	0.72	41	1.64
Chicago Fire	4	13	3	18	0.90	26	1.30
New England Revolution	5	12	3	20	1.00	36	1.80
D.C. United	11	9	1	22	1.05	28	1.33
Sporting Kansas City	2	17	5	21	0.88	43	1.79
Colorado Rapids	4	15	2	22	1.05	40	1.90
San Jose Earthquakes	6	9	0	16	1.07	26	1.73
Real Salt Lake	2	6	5	11	0.85	22	1.69
Toronto FC	2	2	1	9	1.80	7	1.40
Seattle Sounders FC	3	9	3	10	0.67	20	1.33
Houston Dynamo	6	8	4	18	1.00	23	1.28
Chivas USA	0	4	0	0	0.00	5	1.25
Philadelphia Union	0	2	0	1	0.50	4	2.00
Tampa Bay Mutiny	1	4	0	5	1.00	13	2.60
Portland Timbers	3	1	2	10	1.67	8	1.33
Vancouver Whitecaps FC	0	3	1	2	0.50	6	1.50
Montreal Impact	2	3	0	9	1.80	14	2.80
Miami Fusion	0	4	0	1	0.25	11	2.75
New York City FC	0	2	0	1	0.50	6	3.00

SECOND-HALF GOAL-SCORING TOTALS

TEAM	W	L	T	GF	AVG	GA	AVG
LA Galaxy	44	22	7	58	0.79	38	0.52
D.C. United	26	14	6	42	0.91	31	0.67
New York Red Bulls	17	25	8	36	0.72	41	0.82
Columbus Crew SC	18	23	6	36	0.77	37	0.79
Sporting Kansas City	17	21	8	31	0.67	36	0.78
FC Dallas	14	21	8	31	0.72	41	0.95
New England Revolution	17	16	9	27	0.64	27	0.64
Seattle Sounders FC	14	11	6	25	0.81	14	0.45
Chicago Fire	21	17	6	24	0.55	22	0.50
Houston Dynamo	16	10	7	21	0.64	13	0.39
San Jose Earthquakes	12	12	1	19	0.76	23	0.92
Colorado Rapids	12	22	5	16	0.41	29	0.74
Toronto FC	7	3	2	13	1.08	4	0.33
Real Salt Lake	7	8	7	11	0.50	13	0.59
Portland Timbers	5	3	4	9	0.75	10	0.83
Montreal Impact	6	3	0	8	0.89	8	0.89
Vancouver Whitecaps FC	1	4	2	5	0.71	6	0.86
Tampa Bay Mutiny	2	9	0	5	0.45	15	1.36
Miami Fusion	3	7	0	4	0.40	4	0.40
Chivas USA	1	4	3	3	0.38	6	0.75
New York City FC	1	3	0	2	0.50	7	1.75
Philadelphia Union	0	3	0	1	0.33	2	0.67
Atlanta United	0	0	1	0	0.00	0	0.00

TEAM TOTAL SHOTS AGAINST

TEAM	W	L	T	1st	2nd/OT	TOT
Atlanta United	0	0	1	6	12	18
Philadelphia Union	0	3	0	20	16	36
New York City FC	1	3	0	25	29	54
Vancouver Whitecaps FC	1	4	2	41	51	92
Chivas USA	1	4	3	53	54	107
Montreal Impact	6	3	0	44	81	125
Toronto FC	7	3	2	45	83	128
Miami Fusion	3	7	0	83	59	142
Portland Timbers	5	3	4	71	73	144
Tampa Bay Mutiny	2	9	0	73	72	145
Real Salt Lake	7	8	7	129	154	283
San Jose Earthquakes	12	12	1	145	163	308
Seattle Sounders FC	14	11	6	186	198	384
Houston Dynamo	16	10	7	166	238	404
Chicago Fire	21	17	6	211	263	474
Colorado Rapids	12	22	5	216	274	490
Sporting Kansas City	17	21	8	232	283	515
D.C. United	26	14	6	227	318	545
FC Dallas	14	21	8	239	311	550
New York Red Bulls	17	25	8	259	333	592
Columbus Crew SC	18	23	6	286	339	625
New England Revolution	17	16	9	277	356	633
LA Galaxy	44	22	7	384	522	906

RECORD WHEN SCORING FIRST GOAL

TEAM	W	L	T	PCT
Miami Fusion	2	0	0	1.000
New York City FC	1	0	0	1.000
Toronto FC	6	0	0	1.000
Seattle Sounders FC	12	0	0	1.000
San Jose Earthquakes	9	0	1	.950
LA Galaxy	37	4	2	.884
Columbus Crew SC	15	2	0	.882
D.C. United	20	2	3	.860
Montreal Impact	5	1	0	.833
Houston Dynamo	10	2	1	.808
Real Salt Lake	5	1	1	.786
Chicago Fire	19	5	2	.769
New York Red Bulls	14	3	6	.739
New England Revolution	14	4	4	.727
Colorado Rapids	8	3	1	.708
Sporting Kansas City	15	6	3	.688
Tampa Bay Mutiny	2	1	0	.667
Portland Timbers	5	2	2	.667
Chivas USA	1	0	2	.667
FC Dallas	9	7	4	.550
Vancouver Whitecaps FC	1	1	0	.500

RECORD WHEN LEADING AT THE HALF

TEAM	W	L	T	PCT
Miami Fusion	1	0	0	1.000
New York City FC	1	0	0	1.000
Toronto FC	3	0	0	1.000
Seattle Sounders FC	5	0	0	1.000
Portland Timbers	5	0	0	1.000
Montreal Impact	3	0	0	1.000
Chivas USA	1	0	0	1.000
Real Salt Lake	4	0	0	1.000
Columbus Crew SC	11	0	0	1.000
San Jose Earthquakes	7	0	1	.938
Colorado Rapids	7	0	1	.938
D.C. United	11	1	0	.917
Sporting Kansas City	12	1	1	.893
New York Red Bulls	7	0	2	.889
New England Revolution	11	1	1	.885
LA Galaxy	19	2	2	.870
Chicago Fire	14	2	1	.853
Houston Dynamo	7	1	1	.833
FC Dallas	6	5	3	.536
Vancouver Whitecaps FC	1	1	0	.500
Tampa Bay Mutiny	1	1	0	.500

RECORD WHEN ALLOWING FIRST GOAL

TEAM	W	L	T	PCT
Houston Dynamo	6	8	3	.441
D.C. United	6	11	3	.375
LA Galaxy	7	15	5	.352
Montreal Impact	1	2	0	.333
Real Salt Lake	2	7	3	.292
FC Dallas	5	14	2	.286
New England Revolution	3	11	3	.265
Toronto FC	1	3	0	.250
Colorado Rapids	5	18	2	.240
San Jose Clash/Earthquakes	3	12	0	.200
Seattle Sounders FC	2	11	1	.179
KC Wiz.-Sporting Kansas City	2	14	2	.167
Chicago Fire	2	12	1	.167
Miami Fusion	1	5	0	.167
Columbus Crew SC	3	21	3	.167
MetroStars-N.Y. Red Bulls	3	21	2	.154
New York City FC	0	3	0	.000
Vancouver Whitecaps FC	0	3	0	.000
Tampa Bay Mutiny	0	8	0	.000
Philadelphia Union	0	3	0	.000
Portland Timbers	0	1	0	.000
Chivas USA	0	4	0	.000

RECORD WHEN TRAILING AT THE HALF

TEAM	W	L	T	PCT
Houston Dynamo	3	5	1	.389
LA Galaxy	4	12	2	.278
Chivas USA	0	1	1	.250
D.C. United	2	10	2	.214
Real Salt Lake	0	3	2	.200
Seattle Sounders FC	1	7	1	.167
FC Dallas	1	9	1	.136
Sporting Kansas City	1	9	0	.100
New York Red Bulls	1	9	0	.100
Colorado Rapids	1	13	1	.100
Columbus Crew SC	1	15	1	.088
Chicago Fire	0	10	1	.045
Miami Fusion	0	4	0	.000
New York City FC	0	2	0	.000
Vancouver Whitecaps FC	0	2	0	.000
New England Revolution	0	7	0	.000
Toronto FC	0	2	0	.000
Tampa Bay Mutiny	0	3	0	.000
San Jose Earthquakes	0	7	0	.000
Philadelphia Union	0	3	0	.000
Portland Timbers	0	2	0	.000
Montreal Impact	0	2	0	.000

TEAM WINNING STREAK LEADERS

TEAM	#	START	STOP
Chicago Fire	5	10/01/1998	10/25/1998
Chicago Fire	2	09/22/2000	09/26/2000
Chicago Fire	3	11/01/2003	11/14/2003
Colorado Rapids	4	10/04/1997	10/15/1997
Colorado Rapids	3	11/13/2010	10/27/2011
Columbus Crew SC	2	10/05/1997	10/08/1997
Columbus Crew SC	2	09/30/1998	10/03/1998
Columbus Crew SC	2	10/17/1999	10/22/1999
Columbus Crew SC	2	09/25/2002	09/28/2002
Columbus Crew SC	3	11/08/2008	11/23/2008
Columbus Crew SC	2	11/08/2015	11/22/2015
D.C. United	13	09/27/1996	10/11/1998
D.C. United	3	10/16/1999	10/31/1999
D.C. United	2	11/13/1999	11/21/1999
D.C. United	2	10/23/2004	10/30/2004
D.C. United	2	11/08/2014	10/28/2015
FC Dallas	2	10/05/1997	10/08/1997
Houston Dynamo	2	10/29/2006	11/05/2006
Houston Dynamo	3	11/02/2007	11/18/2007
Houston Dynamo	3	10/30/2011	11/06/2011
Houston Dynamo	2	10/31/2012	11/04/2012
Sporting Kansas City	2	10/06/2000	10/15/2000
Sporting Kansas City	2	10/30/2004	11/05/2004
Sporting Kansas City	2	10/30/2011	11/02/2011
LA Galaxy	4	09/29/1996	10/13/1996
LA Galaxy	2	10/01/1998	10/04/1998
LA Galaxy	3	10/17/1999	10/31/1999
LA Galaxy	2	09/14/2000	09/20/2000
LA Galaxy	2	10/13/2001	10/17/2001
LA Galaxy	5	10/02/2002	11/01/2003
LA Galaxy	2	11/05/2005	11/13/2005
LA Galaxy	2	11/08/2009	11/13/2009
LA Galaxy	2	10/31/2010	11/07/2010
LA Galaxy	5	10/30/2011	11/01/2012
LA Galaxy	2	11/07/2012	11/11/2012
LA Galaxy	2	12/01/2012	11/03/2013
LA Galaxy	2	11/09/2014	11/23/2014
LA Galaxy	2	10/26/2016	10/30/2016
New York Red Bulls	2	09/15/2000	09/20/2000
New York Red Bulls	2	11/09/2008	11/15/2008
New York Red Bulls	2	10/30/2014	11/02/2014
New York Red Bulls	2	11/01/2015	11/08/2015
Miami Fusion	2	09/29/2001	10/10/2001
Montreal Impact	2	10/29/2015	11/01/2015
Montreal Impact	4	10/27/2016	11/22/2016
New England Revolution	2	10/29/2005	11/06/2005
New England Revolution	2	10/28/2006	11/05/2006
New England Revolution	2	11/03/2007	11/08/2007
New England Revolution	3	11/01/2014	11/23/2014
Portland Timbers	2	11/02/2013	11/07/2013
Portland Timbers	2	11/08/2015	11/22/2015
Real Salt Lake	2	10/31/2009	11/05/2009
Real Salt Lake	3	11/07/2013	11/24/2013
San Jose Earthquakes	2	09/22/2001	09/26/2001
San Jose Earthquakes	3	10/14/2001	10/21/2001
San Jose Earthquakes	4	11/09/2003	10/24/2004
Seattle Sounders FC	2	11/18/2012	10/30/2013
Seattle Sounders FC	3	11/30/2014	11/01/2015
Seattle Sounders FC	2	10/27/2016	10/30/2016
Seattle Sounders FC	2	11/22/2016	11/27/2016
Seattle Sounders FC	3	11/02/2017	11/30/2017
Toronto FC	3	10/26/2016	11/06/2016
Toronto FC	2	11/29/2017	

TEAM HOME WINNING STREAK LEADERS

TEAM	#	START	STOP
Chicago Fire	10	10/01/1998	09/29/2001
Chicago Fire	3	09/29/2002	11/14/2003
Chicago Fire	4	10/22/2006	11/07/2009
Colorado Rapids	2	10/08/1997	10/15/1997
Colorado Rapids	3	10/28/2010	10/27/2011
Columbus Crew SC	4	09/30/1998	11/07/1999
Columbus Crew SC	3	11/08/2008	11/23/2008
Columbus Crew SC	2	11/08/2015	11/22/2015
D.C. United	12	09/27/1996	11/13/1999
D.C. United	2	11/08/2014	10/28/2015
FC Dallas	3	10/16/1999	11/07/1999
FC Dallas	2	10/27/2007	10/30/2010
Houston Dynamo	4	10/29/2006	11/10/2007
Houston Dynamo	5	11/08/2009	10/31/2013
Sporting Kansas City	2	09/16/2000	09/24/2000
Sporting Kansas City	7	10/06/2000	11/05/2004
Sporting Kansas City	3	11/07/2012	11/23/2013
LA Galaxy	3	09/29/1996	10/10/1996
LA Galaxy	3	10/17/1999	11/11/1999
LA Galaxy	2	09/20/2000	10/03/2000
LA Galaxy	2	09/29/2001	10/13/2001
LA Galaxy	8	09/25/2002	11/13/2009
LA Galaxy	4	11/03/2011	11/01/2012
LA Galaxy	8	11/11/2012	
New York Red Bulls	3	09/15/2000	09/26/2001
New York Red Bulls	2	10/30/2014	11/02/2014
New York Red Bulls	2	11/08/2015	11/29/2015
Miami Fusion	3	09/22/2001	10/10/2001
Montreal Impact	4	10/29/2015	
New England Revolution	3	09/19/2000	10/02/2002
New England Revolution	3	10/23/2004	11/06/2005
New England Revolution	2	11/03/2007	11/08/2007
New England Revolution	3	11/01/2009	11/09/2014
Real Salt Lake	2	11/07/2013	11/10/2013
San Jose Earthquakes	3	09/26/1996	10/14/2001
San Jose Earthquakes	3	11/09/2003	10/24/2004
Seattle Sounders FC	2	11/18/2012	10/30/2013
Seattle Sounders FC	8	11/30/2014	
Toronto FC	3	10/26/2016	11/30/2016
Toronto FC	2	11/29/2017	

TEAM ROAD WINNING STREAK LEADERS

TEAM	#	START	STOP
Chicago Fire	2	10/05/1998	10/10/1998
Chicago Fire	2	11/01/2003	10/30/2005
Colorado Rapids	2	10/04/1997	10/12/1997
D.C. United	5	10/12/1996	10/04/1998
D.C. United	2	10/23/2004	11/14/2004
Houston Dynamo	2	10/30/2011	11/06/2011
LA Galaxy	2	10/09/2002	10/20/2002
LA Galaxy	2	11/05/2005	11/13/2005
LA Galaxy	3	10/31/2010	11/07/2012
New York Red Bulls	2	11/09/2008	11/15/2008
New York Red Bulls	2	10/30/2010	10/26/2011
New York Red Bulls	2	10/25/2017	
Montreal Impact	2	10/27/2016	11/06/2016
New England Revolution	2	10/09/2002	11/01/2003
New England Revolution	2	11/01/2014	11/23/2014
San Jose Earthquakes	2	10/17/2001	10/21/2001

TEAM UNDEFEATED STREAK LEADERS

TEAM	#	START	STOP
Chicago Fire	5	10/01/1998	10/25/1998
Chicago Fire	2	09/22/2000	09/26/2000
Chicago Fire	4	09/20/2001	10/10/2001
Chicago Fire	3	11/01/2003	11/14/2003
Chicago Fire	2	10/21/2005	10/30/2005
Chicago Fire	2	10/25/2007	11/01/2007
Chicago Fire	2	10/30/2008	11/06/2008
Chicago Fire	2	11/07/2009	11/14/2009
Chivas USA	2	11/08/2008	11/01/2009
Colorado Rapids	4	10/04/1997	10/15/1997
Colorado Rapids	2	09/28/2002	10/02/2002
Colorado Rapids	2	10/22/2005	10/29/2005
Colorado Rapids	3	11/13/2010	10/27/2011
Columbus Crew SC	2	10/05/1997	10/08/1997
Columbus Crew SC	2	09/30/1998	10/03/1998
Columbus Crew SC	2	10/17/1999	10/22/1999
Columbus Crew SC	3	09/25/2002	10/06/2002
Columbus Crew SC	5	10/31/2004	11/23/2008
Columbus Crew SC	2	11/08/2015	11/22/2015
Columbus Crew SC	2	10/26/2017	10/31/2017
D.C. United	13	09/27/1996	10/11/1998
D.C. United	3	10/16/1999	10/31/1999
D.C. United	2	11/13/1999	11/21/1999
D.C. United	5	10/23/2004	10/21/2005
D.C. United	2	10/21/2006	10/29/2006
D.C. United	3	11/01/2007	11/08/2012
D.C. United	2	11/08/2014	10/28/2015
FC Dallas	2	10/05/1997	10/08/1997
FC Dallas	4	10/02/2002	10/21/2006
FC Dallas	3	10/30/2010	11/14/2010
FC Dallas	3	10/29/2014	11/10/2014
Houston Dynamo	3	10/29/2006	11/12/2006
Houston Dynamo	4	11/02/2007	11/01/2008
Houston Dynamo	2	10/29/2009	11/08/2009
Houston Dynamo	3	10/30/2011	11/06/2011
Houston Dynamo	2	10/31/2012	11/04/2012
Houston Dynamo	2	11/11/2012	11/18/2012
Houston Dynamo	4	10/31/2013	11/09/2013
Houston Dynamo	3	10/26/2017	11/05/2017
Sporting Kansas City	4	09/16/2000	09/29/2000
Sporting Kansas City	2	10/06/2000	10/15/2000
Sporting Kansas City	2	11/04/2003	11/08/2003
Sporting Kansas City	2	10/30/2004	11/05/2004
Sporting Kansas City	2	10/27/2007	11/03/2007
Sporting Kansas City	2	10/30/2011	11/02/2011
Sporting Kansas City	4	11/06/2013	12/07/2013
LA Galaxy	4	09/29/1996	10/13/1996
LA Galaxy	2	10/01/1998	10/04/1998
LA Galaxy	3	10/17/1999	10/31/1999
LA Galaxy	4	09/14/2000	10/03/2000
LA Galaxy	4	09/29/2001	10/17/2001
LA Galaxy	5	10/02/2002	11/01/2003
LA Galaxy	10	10/23/2005	11/07/2010
LA Galaxy	5	10/30/2011	11/01/2012
LA Galaxy	2	11/07/2012	11/11/2012
LA Galaxy	2	12/01/2012	11/03/2013
LA Galaxy	3	11/01/2014	11/23/2014
LA Galaxy	2	10/26/2016	10/30/2016
New York Red Bulls	2	09/15/2000	09/20/2000
New York Red Bulls	2	09/23/2001	09/26/2001
New York Red Bulls	2	10/29/2006	10/27/2007
New York Red Bulls	3	11/01/2008	11/15/2008
New York Red Bulls	2	10/30/2014	11/02/2014
New York Red Bulls	3	11/29/2014	11/08/2015
Miami Fusion	2	09/29/2001	10/10/2001
Montreal Impact	2	10/29/2015	11/01/2015
Montreal Impact	4	10/27/2016	11/22/2016
New England Revolution	4	10/02/2002	10/12/2002
New England Revolution	2	11/01/2003	11/09/2003
New England Revolution	3	10/23/2004	11/06/2004
New England Revolution	2	10/29/2005	11/06/2005
New England Revolution	6	10/28/2006	11/08/2007
New England Revolution	4	11/01/2014	11/29/2014
Portland Timbers	2	11/02/2013	11/07/2013
Portland Timbers	7	10/29/2015	10/30/2017
Real Salt Lake	2	11/01/2008	11/08/2008
Real Salt Lake	4	10/31/2009	11/22/2009
Real Salt Lake	2	11/06/2010	10/29/2011
Real Salt Lake	5	11/07/2013	11/01/2014
San Jose Earthquakes	2	09/22/2001	09/26/2001
San Jose Earthquakes	3	10/14/2001	10/21/2001
San Jose Earthquakes	4	11/09/2003	10/24/2004
Seattle Sounders FC	3	11/02/2011	11/08/2012
Seattle Sounders FC	2	11/18/2012	10/30/2013
Seattle Sounders FC	2	11/02/2014	11/10/2014
Seattle Sounders FC	3	11/30/2014	11/01/2015
Seattle Sounders FC	2	10/27/2016	10/30/2016
Seattle Sounders FC	7	11/22/2016	11/30/2017
Toronto FC	3	10/26/2016	11/06/2016
Toronto FC	3	11/30/2016	10/30/2017
Toronto FC	3	11/21/2017	
Vancouver Whitecaps FC	2	10/25/2017	10/29/2017

TEAM HOME UNDEFEATED STREAK LEADERS

TEAM	#	START	STOP
Chicago Fire	11	10/01/1998	10/10/2001
Chicago Fire	3	09/29/2002	11/14/2003
Chicago Fire	6	10/21/2005	11/14/2009
Chivas USA	4	10/22/2006	
Colorado Rapids	2	10/08/1997	10/15/1997
Colorado Rapids	2	09/20/2000	09/28/2002
Colorado Rapids	3	11/04/2003	10/22/2005
Colorado Rapids	3	10/28/2010	10/27/2011
Columbus Crew SC	4	09/30/1998	11/07/1999
Columbus Crew SC	4	10/31/2004	11/23/2008
Columbus Crew SC	2	11/08/2015	11/22/2015
Columbus Crew SC	2	10/31/2017	
D.C. United	12	09/27/1996	11/13/1999
D.C. United	2	10/30/2004	11/06/2004
D.C. United	5	11/01/2007	10/28/2015
FC Dallas	3	10/16/1999	11/07/1999
FC Dallas	4	09/23/2001	10/29/2005
FC Dallas	2	10/27/2007	10/30/2010
FC Dallas	5	10/29/2014	
Houston Dynamo	4	10/29/2006	11/10/2007
Houston Dynamo	9	11/08/2009	10/30/2017
Sporting Kansas City	10	09/16/2000	11/05/2004
Sporting Kansas City	3	10/27/2007	11/02/2011
Sporting Kansas City	4	11/07/2012	
LA Galaxy	3	09/29/1996	10/10/1996
LA Galaxy	3	10/17/1999	11/11/1999
LA Galaxy	5	09/20/2000	10/13/2001
LA Galaxy	10	09/25/2002	11/07/2010
LA Galaxy	4	11/03/2011	11/01/2012
LA Galaxy	8	11/11/2012	
New York Red Bulls	3	09/15/2000	09/26/2001
New York Red Bulls	2	10/27/2007	11/01/2008
New York Red Bulls	2	10/30/2014	11/02/2014
New York Red Bulls	2	11/08/2015	11/29/2015
Miami Fusion	3	09/22/2001	10/10/2001
Montreal Impact	4	10/29/2015	
New England Revolution	5	09/19/2000	10/12/2002
New England Revolution	4	11/09/2003	11/06/2005
New England Revolution	4	10/28/2006	11/08/2007
New England Revolution	5	10/30/2008	
Portland Timbers	3	10/29/2015	11/22/2015
Real Salt Lake	3	10/31/2009	10/29/2011
Real Salt Lake	3	11/07/2013	
San Jose Earthquakes	3	09/26/1996	10/14/2001
San Jose Earthquakes	4	11/09/2003	10/29/2005
Seattle Sounders FC	4	11/02/2011	10/30/2013
Seattle Sounders FC	9	11/10/2014	
Toronto FC	4	10/26/2016	12/10/2016
Toronto FC	2	11/29/2017	
Vancouver Whitecaps FC	2	10/25/2017	

TEAM ROAD UNDEFEATED STREAK LEADERS

TEAM	#	START	STOP
Chicago Fire	2	10/05/1998	10/10/1998
Chicago Fire	2	11/01/2003	10/30/2005
Colorado Rapids	2	10/04/1997	10/12/1997
Colorado Rapids	2	10/29/2005	10/28/2006
Columbus Crew SC	3	09/25/2002	10/12/2002
D.C. United	5	10/12/1996	10/04/1998
D.C. United	4	10/23/2004	10/21/2006
FC Dallas	2	10/22/2005	10/21/2006
FC Dallas	3	11/06/2010	11/10/2014
Houston Dynamo	3	11/18/2007	10/29/2009
Houston Dynamo	2	10/30/2011	11/06/2011
LA Galaxy	2	09/14/2000	09/29/2000
LA Galaxy	2	10/10/2001	10/17/2001
LA Galaxy	2	10/09/2002	10/20/2002
LA Galaxy	7	10/29/2005	11/07/2012
New York Red Bulls	2	11/09/2008	11/15/2008
New York Red Bulls	2	10/30/2010	10/26/2011
New York Red Bulls	2	11/03/2012	11/03/2013
New York Red Bulls	2	11/29/2014	11/01/2015
New York Red Bulls	2	10/25/2017	
Montreal Impact	2	10/27/2016	11/06/2016
New England Revolution	2	10/09/2002	11/01/2003
New England Revolution	2	10/31/2004	11/06/2004
New England Revolution	2	11/05/2006	10/27/2007
New England Revolution	2	11/01/2014	11/23/2014
Portland Timbers	4	11/08/2015	
Real Salt Lake	4	11/08/2008	11/22/2009
Real Salt Lake	2	11/24/2013	12/07/2013
San Jose Earthquakes	2	10/17/2001	10/21/2001
Seattle Sounders FC	4	11/27/2016	11/21/2017
Toronto FC	2	10/30/2017	

TEAM LOSING STREAK LEADERS

TEAM	#	START	STOP
Chicago Fire	3	10/13/2001	09/26/2002
Chicago Fire	2	11/13/2008	11/01/2009
Chicago Fire	2	10/31/2012	
Chivas USA	2	10/29/2006	10/27/2007
Colorado Rapids	6	10/26/1997	09/16/2000
Colorado Rapids	2	09/24/2000	09/25/2002
Colorado Rapids	2	10/05/2002	10/09/2002
Colorado Rapids	2	11/05/2005	10/21/2006
Colorado Rapids	4	10/30/2011	10/30/2016
Colorado Rapids	2	11/22/2016	
Columbus Crew SC	2	10/12/1997	10/15/1997
Columbus Crew SC	3	11/13/1999	09/26/2001
Columbus Crew SC	3	10/31/2009	10/28/2010
Columbus Crew SC	4	10/27/2011	11/01/2015
Columbus Crew SC	2	11/29/2015	12/06/2015
D.C. United	2	11/01/2003	11/09/2003
D.C. United	2	11/05/2006	10/25/2007
D.C. United	3	11/01/2015	
FC Dallas	4	10/12/1997	10/04/1998
FC Dallas	4	11/11/1999	09/20/2001
FC Dallas	2	11/21/2010	10/26/2011
Houston Dynamo	2	11/21/2017	
Sporting Kansas City	4	10/10/1996	10/08/1997
Sporting Kansas City	2	09/29/2001	09/25/2002
Sporting Kansas City	2	11/15/2003	10/24/2004
Sporting Kansas City	2	11/06/2011	11/04/2012
Sporting Kansas City	2	10/27/2016	
LA Galaxy	3	10/20/1996	10/08/1997
LA Galaxy	2	10/10/1998	10/16/1998
LA Galaxy	2	11/09/2003	10/22/2004
New York Red Bulls	4	09/27/1996	10/03/1998
New York Red Bulls	2	09/29/2001	11/01/2003
New York Red Bulls	2	10/23/2004	10/30/2004
New York Red Bulls	2	10/29/2005	10/21/2006
New York Red Bulls	2	10/30/2011	11/03/2011
New York Red Bulls	2	11/08/2014	11/23/2014
New York Red Bulls	2	10/30/2016	11/06/2016
Miami Fusion	4	09/30/1998	10/24/1999
Miami Fusion	2	10/14/2001	
New England Revolution	3	10/05/1997	09/15/2000
New England Revolution	2	11/13/2005	10/22/2006
New England Revolution	2	12/07/2014	
New York City FC	3	10/30/2016	10/31/2017
Philadelphia Union	3	10/30/2011	
Portland Timbers	2	11/10/2013	11/24/2013
Real Salt Lake	2	11/02/2011	11/06/2011
Real Salt Lake	2	11/08/2012	11/03/2013
Real Salt Lake	2	11/09/2014	
San Jose Earthquakes	2	09/29/1996	10/02/1996
San Jose Earthquakes	3	09/25/2002	11/01/2003
San Jose Earthquakes	2	10/30/2004	10/23/2005
San Jose Earthquakes	2	11/07/2012	
Seattle Sounders FC	4	11/08/2009	10/29/2011
Seattle Sounders FC	2	11/02/2013	11/07/2013
Tampa Bay Mutiny	8	10/10/1996	
Vancouver Whitecaps FC	2	11/01/2012	10/29/2014

TEAM ROAD LOSING STREAK LEADERS

TEAM	#	START	STOP
Chicago Fire	5	10/16/1999	10/15/2000
Chicago Fire	3	10/13/2001	10/02/2002
Chicago Fire	2	11/06/2005	10/28/2006
Chicago Fire	2	11/13/2008	
Chivas USA	4	10/29/2006	
Colorado Rapids	6	10/26/1997	09/25/2002
Colorado Rapids	3	10/05/2002	10/30/2004
Colorado Rapids	2	11/05/2006	11/06/2010
Colorado Rapids	4	11/02/2011	
Columbus Crew SC	2	10/11/1998	10/21/1998
Columbus Crew SC	3	10/31/1999	09/26/2001
Columbus Crew SC	6	10/31/2009	11/29/2015
Columbus Crew SC	2	11/05/2017	
D.C. United	2	10/18/1998	10/25/1998
D.C. United	3	11/11/2012	
FC Dallas	9	10/15/1997	09/28/2002
FC Dallas	3	11/01/2015	
Sporting Kansas City	2	10/10/1996	10/08/1997
Sporting Kansas City	5	10/03/2000	10/02/2002
Sporting Kansas City	2	11/15/2003	10/24/2004
Sporting Kansas City	2	11/10/2007	11/08/2008
Sporting Kansas City	2	11/04/2012	11/02/2013
Sporting Kansas City	2	10/27/2016	
LA Galaxy	2	10/06/2000	09/26/2001
LA Galaxy	3	11/09/2003	11/05/2004
LA Galaxy	2	11/18/2012	11/07/2013
LA Galaxy	3	11/30/2014	
New York Red Bulls	3	09/27/1996	09/30/1998
New York Red Bulls	2	09/26/2000	10/06/2000
New York Red Bulls	2	10/30/2004	10/29/2005
New York Red Bulls	2	11/22/2015	10/30/2016
Miami Fusion	4	09/30/1998	
Montreal Impact	2	10/31/2013	11/08/2015
New England Revolution	4	10/05/1997	09/29/2002
New England Revolution	2	10/22/2005	10/22/2006
New England Revolution	3	11/06/2008	11/06/2013
New England Revolution	2	12/07/2014	
New York City FC	2	10/30/2016	
Philadelphia Union	2	11/03/2011	
Real Salt Lake	3	10/30/2010	11/06/2011
Real Salt Lake	2	11/09/2014	
San Jose Earthquakes	2	09/29/1996	10/02/1996
San Jose Earthquakes	2	09/28/2002	11/01/2003
San Jose Earthquakes	2	10/30/2004	10/23/2005
Seattle Sounders FC	3	11/08/2009	10/29/2011
Seattle Sounders FC	2	11/11/2012	11/07/2013
Seattle Sounders FC	3	11/23/2014	11/06/2016
Tampa Bay Mutiny	4	10/10/1996	
Vancouver Whitecaps FC	2	11/01/2012	10/29/2014

TEAM HOME LOSING STREAK LEADERS

TEAM	#	START	STOP
Chicago Fire	2	10/31/2012	
Colorado Rapids	2	10/05/1998	10/24/1999
Colorado Rapids	2	11/05/2005	10/21/2006
D.C. United	2	11/01/2015	
FC Dallas	2	10/12/1997	10/04/1998
FC Dallas	2	11/21/2010	10/26/2011
Sporting Kansas City	2	10/13/1996	10/04/1997
LA Galaxy	2	10/20/1996	10/05/1997
New York Red Bulls	2	11/01/2003	10/23/2004
New York Red Bulls	4	11/04/2010	11/06/2013
New York Red Bulls	2	11/06/2016	
Miami Fusion	2	10/04/1998	10/24/1999
San Jose Earthquakes	2	10/30/2010	
Tampa Bay Mutiny	4	10/12/1996	

TEAM WINLESS STREAK LEADERS

TEAM	#	START	STOP
Chicago Fire	4	10/10/2001	09/26/2002
Chicago Fire	2	11/23/2003	10/21/2005
Chicago Fire	3	11/01/2007	10/30/2008
Chicago Fire	2	11/13/2008	11/01/2009
Chicago Fire	3	11/14/2009	
Chivas USA	7	10/29/2006	
Colorado Rapids	9	10/26/1997	09/25/2002
Colorado Rapids	5	10/02/2002	11/08/2003
Colorado Rapids	5	10/30/2004	10/21/2006
Colorado Rapids	4	10/30/2011	10/30/2016
Colorado Rapids	2	11/22/2016	
Columbus Crew SC	2	10/12/1997	10/15/1997
Columbus Crew SC	3	11/13/1999	09/26/2001
Columbus Crew SC	6	10/06/2002	11/01/2008
Columbus Crew SC	3	10/31/2009	10/28/2010
Columbus Crew SC	4	10/27/2011	11/01/2015
Columbus Crew SC	3	11/29/2015	10/26/2017
Columbus Crew SC	3	11/05/2017	
D.C. United	2	11/01/2003	11/09/2003
D.C. United	2	10/21/2005	10/30/2005
D.C. United	5	10/29/2006	11/03/2012
D.C. United	3	11/11/2012	11/02/2014
D.C. United	3	11/01/2015	
FC Dallas	4	10/12/1997	10/04/1998
FC Dallas	6	11/11/1999	09/29/2001
FC Dallas	4	09/28/2002	10/29/2005
FC Dallas	2	11/21/2010	10/26/2011
FC Dallas	3	11/02/2014	11/01/2015
FC Dallas	3	11/22/2015	10/30/2016
Houston Dynamo	2	11/12/2006	10/27/2007
Houston Dynamo	3	11/01/2008	10/29/2009
Houston Dynamo	2	11/18/2012	12/01/2012
Houston Dynamo	2	11/09/2013	11/23/2013
Houston Dynamo	2	11/21/2017	
Sporting Kansas City	4	10/10/1996	10/08/1997
Sporting Kansas City	2	09/29/2000	10/03/2000
Sporting Kansas City	2	09/29/2001	09/25/2002
Sporting Kansas City	2	10/02/2002	11/04/2003
Sporting Kansas City	2	11/15/2003	10/24/2004
Sporting Kansas City	4	11/03/2007	11/08/2008
Sporting Kansas City	2	11/06/2011	11/04/2012
Sporting Kansas City	5	12/07/2013	
LA Galaxy	3	10/20/1996	10/08/1997
LA Galaxy	2	10/10/1998	10/16/1998
LA Galaxy	3	10/06/2000	09/26/2001
LA Galaxy	2	11/09/2003	10/22/2004
LA Galaxy	2	11/07/2013	11/01/2014
New York Red Bulls	4	09/27/1996	10/03/1998
New York Red Bulls	2	10/06/2000	09/23/2001
New York Red Bulls	5	09/29/2001	10/30/2004
New York Red Bulls	6	10/29/2005	11/01/2008
New York Red Bulls	6	10/30/2011	11/06/2013
New York Red Bulls	3	11/08/2014	11/29/2014
New York Red Bulls	2	10/30/2016	11/06/2016
Miami Fusion	4	09/30/1998	10/24/1999
Miami Fusion	2	10/14/2001	
New England Revolution	3	10/05/1997	09/15/2000
New England Revolution	2	10/12/2002	10/20/2002
New England Revolution	2	11/09/2003	11/14/2003
New England Revolution	3	10/31/2004	10/22/2005
New England Revolution	2	11/13/2005	10/22/2006
New England Revolution	2	11/12/2006	10/27/2007
New England Revolution	3	11/18/2007	11/06/2008
New England Revolution	3	11/29/2014	
New York City FC	3	10/30/2016	10/31/2017
Philadelphia Union	3	10/30/2011	
Portland Timbers	4	11/10/2013	11/01/2015
Portland Timbers	2	10/30/2017	
Real Salt Lake	2	11/08/2008	11/15/2008
Real Salt Lake	4	11/14/2009	11/06/2010
Real Salt Lake	5	11/02/2011	11/03/2013
Real Salt Lake	4	12/07/2013	
San Jose Earthquakes	2	09/29/1996	10/02/1996
San Jose Earthquakes	3	09/25/2002	11/01/2003
San Jose Earthquakes	4	10/30/2004	10/30/2010
San Jose Earthquakes	2	11/07/2012	
Seattle Sounders FC	5	10/29/2009	10/29/2011
Seattle Sounders FC	5	11/02/2013	11/23/2014
Seattle Sounders FC	2	12/10/2016	10/29/2017
Tampa Bay Mutiny	8	10/10/1996	
Toronto FC	2	11/05/2017	11/21/2017
Vancouver Whitecaps FC	4	11/01/2012	11/08/2015
Vancouver Whitecaps FC	2	10/29/2017	

TEAM HOME WINLESS STREAK LEADERS

TEAM	#	START	STOP
Chicago Fire	2	10/10/2001	10/17/2001
Chicago Fire	2	11/23/2003	10/21/2005
Chicago Fire	3	11/14/2009	
Chivas USA	3	11/03/2007	
Colorado Rapids	3	10/05/1998	09/20/2000
Colorado Rapids	2	10/09/2002	11/04/2003
Colorado Rapids	3	10/22/2005	10/21/2006
Columbus Crew SC	2	10/09/2002	10/31/2004
D.C. United	7	11/06/2004	11/18/2012
D.C. United	2	11/01/2015	
FC Dallas	2	10/12/1997	10/04/1998
FC Dallas	2	09/20/2000	09/23/2001
FC Dallas	3	10/02/2002	10/28/2006
FC Dallas	2	11/21/2010	10/26/2011
Houston Dynamo	2	11/03/2013	11/09/2013
Houston Dynamo	2	10/30/2017	
Sporting Kansas City	2	10/13/1996	10/04/1997
LA Galaxy	2	10/20/1996	10/05/1997
New York Red Bulls	2	11/01/2003	10/23/2004
New York Red Bulls	7	10/21/2006	11/06/2013
New York Red Bulls	2	11/06/2016	
Miami Fusion	2	10/04/1998	10/24/1999
New England Revolution	4	10/06/2002	11/09/2003
New England Revolution	2	11/18/2007	10/30/2008
Portland Timbers	3	11/24/2013	11/01/2015
San Jose Earthquakes	3	10/29/2005	
Seattle Sounders FC	2	10/29/2009	10/31/2010
Seattle Sounders FC	2	11/02/2013	11/10/2014
Tampa Bay Mutiny	4	10/12/1996	
Toronto FC	2	11/10/2016	11/05/2017

TEAM ROAD WINLESS STREAK LEADERS

TEAM	#	START	STOP
Chicago Fire	9	10/16/1999	10/02/2002
Chicago Fire	7	11/06/2005	
Chivas USA	4	10/29/2006	
Colorado Rapids	11	10/26/1997	10/29/2005
Colorado Rapids	2	11/05/2006	11/06/2010
Colorado Rapids	4	11/02/2011	
Columbus Crew SC	2	10/11/1998	10/21/1998
Columbus Crew SC	3	10/31/1999	09/26/2001
Columbus Crew SC	13	10/06/2002	
D.C. United	2	10/18/1998	10/25/1998
D.C. United	3	11/11/2012	
FC Dallas	10	10/15/1997	10/22/2005
FC Dallas	2	11/02/2007	11/06/2010
FC Dallas	4	11/10/2014	
Houston Dynamo	3	10/22/2006	10/27/2007
Houston Dynamo	3	11/01/2008	11/13/2009
Houston Dynamo	3	11/07/2012	12/01/2012
Sporting Kansas City	14	10/10/1996	11/08/2008
Sporting Kansas City	7	11/04/2012	
LA Galaxy	4	09/29/2000	10/10/2001
LA Galaxy	4	11/09/2003	10/29/2005
LA Galaxy	6	11/18/2012	
New York Red Bulls	3	09/27/1996	09/30/1998
New York Red Bulls	9	09/26/2000	11/03/2007
New York Red Bulls	5	11/03/2011	11/29/2014
New York Red Bulls	2	11/22/2015	10/30/2016
Miami Fusion	4	09/30/1998	
Montreal Impact	2	10/31/2013	11/08/2015
New England Revolution	4	10/05/1997	09/29/2002
New England Revolution	5	11/14/2003	10/22/2006
New England Revolution	4	10/27/2007	11/06/2013
New England Revolution	2	12/07/2014	
New York City FC	2	10/30/2016	
Philadelphia Union	2	11/03/2011	
Real Salt Lake	7	11/14/2009	11/03/2013
Real Salt Lake	3	12/07/2013	
San Jose Earthquakes	2	09/29/1996	10/02/1996
San Jose Earthquakes	2	09/28/2002	11/01/2003
San Jose Earthquakes	2	10/30/2004	10/23/2005
Seattle Sounders FC	3	11/08/2009	10/29/2011
Seattle Sounders FC	6	11/11/2012	11/06/2016
Seattle Sounders FC	2	12/10/2016	10/29/2017
Tampa Bay Mutiny	4	10/10/1996	
Vancouver Whitecaps FC	4	11/01/2012	

OWN GOALS RECEIVED

DATE	REC TM	OFF TM	MIN	PLAYER
09/15/2000	CHI 2 vs NE	1	54	Mauricio Wright
11/23/2003	CHI 2 vs SJ	4	54	Chris Roner
10/30/2004	KC 3 vs SJ	0	48	Brian Ching
11/14/2004	DC 3 at KC	2	26	Alex Zotinca
11/21/2010	COL 2 at DAL	1	107	George John
11/03/2012	NY 1 at DC	1	65	Bill Hamid
11/03/2012	DC 1 vs NY	1	61	Roy Miller

PENALTY KICK SUMMARY

DATE	TM	OPP	SHOOTER	KEEPER	RES	MN
10/02/1996	DC 2 vs MET	1	Raul Diaz Arce	Tony Meola	G	89
10/02/1996	LA 2 vs SJ	0	Mauricio Cienfuegos	Dave Salzwedel	G	36
10/08/1997	NE 1 vs DC	2	Joe-Max Moore	Scott Garlick	G	72
09/30/1998	MET 3 at CLB	5	Mike Sorber	Juergen Sommer	G	60
10/01/1998	CHI 2 vs COL	1	Lubos Kubik	Marcus Hahnemann	G	50
10/05/1998	CHI 1 at COL	0	Lubos Kubik	Marcus Hahnemann	G	42
10/17/1999	LA 3 vs COL	0	Greg Vanney	Ian Feuer	G	52
10/27/1999	DAL 3 vs CHI	2	Jorge Rodriguez	Zach Thornton	G	84
11/11/1999	LA 3 vs DAL	1	Greg Vanney	Mark Dodd	G	3
11/11/1999	DAL 1 at LA	3	Jason Kreis	Kevin Hartman	G	89
09/14/2000	LA 1 at TB	0	Greg Vanney	Scott Garlick	G	61
09/15/2000	DAL 1 at MET	2	Oscar Pareja	Paul Grafer	S	56
09/19/2000	CHI 1 at NE	2	Hristo Stoitchkov	Jeff Causey	S	46+
09/20/2000	DAL 1 vs MET	2	Jorge Rodriguez	Paul Grafer	G	82
09/24/2000	COL 2 at KC	3	Paul Bravo	Tony Meola	G	94+
10/06/2000	KC 2 vs LA	0	Miklos Molnar	Kevin Hartman	G	21
09/22/2001	CLB 1 vs SJ	3	Robert Warzycha	Joe Cannon	G	54
09/26/2001	KC 3 vs MIA	0	Matt McKeon	Nick Rimando	G	31
10/10/2001	LA 1 at CHI	1	Luis Hernandez	Zach Thornton	S	44
09/25/2002	COL 2 at DAL	4	John Spencer	Matt Jordan	G	75
09/25/2002	LA 3 vs KC	2	Carlos Ruiz	Tony Meola	G	62
09/29/2002	CHI 2 vs NE	1	Ante Razov	Adin Brown	G	43
10/05/2002	COL 0 at LA	4	John Spencer	Kevin Hartman	S	37
11/09/2003	MET 1 at NE	1	Amado Guevara	Adin Brown	G	46+
11/23/2003	CHI 2 vs SJ	4	Ante Razov	Pat Onstad	S	57
10/31/2004	CLB 1 vs NE	1	Ross Paule	Matt Reis	S	24
10/31/2004	CLB 1 vs NE	1	Tony Sanneh	Matt Reis	S	73
11/06/2004	NE 3 at DC	3	Steve Ralston	Nick Rimando	G	44
11/14/2004	KC 2 vs DC	3	Josh Wolff	Nick Rimando	G	58
10/29/2005	DAL 2 vs COL	2	Carlos Ruiz	Joe Cannon	LP	112
10/22/2006	HOU 1 at CHV	2	Dwayne De Rosario	Brad Guzan	S	86
10/29/2006	HOU 2 vs CHV	0	Brad Davis	Brad Guzan	G	64
11/05/2006	COL 1 at HOU	3	Jovan Kirovski	Pat Onstad	G	4
11/08/2008	CHV 2 vs RSL	2	Sacha Kljestan	Nick Rimando	G	30
11/09/2008	NY 3 at HOU	0	Juan Pablo Angel	Pat Onstad	G	36
11/05/2009	RSL 3 at CLB	2	Robbie Findley	William Hesmer	G	47+
11/08/2009	LA 1 vs CHV	0	Landon Donovan	Zach Thornton	G	73
11/13/2009	LA 2 vs HOU	0	Landon Donovan	Pat Onstad	G	109
10/30/2011	KC 2 at COL	0	Teal Bunbury	Matt Pickens	G	59
11/02/2011	SEA 2 vs RSL	0	Oswaldo Alonso	Nick Rimando	G	56
11/03/2011	LA 2 vs NY	1	Landon Donovan	Frank Rost	G	75
11/06/2011	LA 3 vs RSL	1	Landon Donovan	Nick Rimando	G	23
11/03/2012	DC 1 vs NY	1	Chris Pontius	Luis Robles	S	33
11/08/2012	NY 0 vs DC	1	Kenny Cooper	Joe Willis	S	73
11/18/2012	LA 1 at SEA	2	Robbie Keane	Michael Gspurning	G	68
12/01/2012	LA 3 vs HOU	1	Landon Donovan	Tally Hall	G	65
12/01/2012	LA 3 vs HOU	1	Robbie Keane	Tally Hall	G	94+
11/07/2013	POR 3 vs SEA	2	Will Johnson	Michael Gspurning	G	29
11/01/2014	CLB 2 vs NE	4	Federico Higuain	Bobby Shuttleworth	G	94+
11/02/2014	DAL 1 vs SEA	1	Michel	Stefan Frei	G	34
11/08/2015	CLB 3 vs MTL	1	Kei Kamara	Evan Bush	S	68
11/06/2016	TOR 5 at NYC	0	Sebastian Giovinco	Eirik Johansen	G	20
11/06/2016	NYR 1 vs MTL	2	Sacha Kljestan	Evan Bush	S	21
11/22/2016	SEA 2 vs COL	1	Nicolas Lodeiro	Zac MacMath	G	61
10/30/2017	NYR 1 vs TOR	2	Daniel Royer	Alex Bono	G	48+
11/05/2017	NYC 2 vs CLB	0	David Villa	Zack Steffen	G	16
11/21/2017	SEA 2 at HOU	0	Nicolas Lodeiro	Joe Willis	S	29
11/29/2017	TOR 1 vs CLB	0	Victor Vazquez	Zack Steffen	S	26

* Played for more than one team; most recent team listed.



2018 MLS Standings and Leaders

Includes games of Sunday, October 28, 2018

	OVERALL									HOME					ROAD				
	GP	W	L	T	PTS	GF	GA	GD		W	L	T	GF	GA	W	L	T	GF	GA
East																			
New York Red Bulls	34	22	7	5	71	62	33	29		14	2	1	36	10	8	5	4	26	23
Atlanta United	34	21	7	6	69	70	44	26		11	2	4	42	19	10	5	2	28	25
New York City FC	34	16	10	8	56	59	45	14		12	1	4	36	10	4	9	4	23	35
D.C. United	34	14	11	9	51	60	50	10		13	2	2	37	17	1	9	7	23	33
Columbus Crew SC	34	14	11	9	51	43	45	-2		11	2	4	32	21	3	9	5	11	24
Philadelphia Union	34	15	14	5	50	49	50	-1		9	6	2	29	20	6	8	3	20	30
Montreal Impact	34	14	16	4	46	47	53	-6		11	4	2	31	16	3	12	2	16	37
New England Revolution	34	10	13	11	41	49	55	-6		8	4	5	28	20	2	9	6	21	35
Toronto FC	34	10	18	6	36	59	64	-5		8	7	2	39	29	2	11	4	20	35
Chicago Fire	34	8	18	8	32	48	61	-13		6	7	4	28	25	2	11	4	20	36
Orlando City SC	34	8	22	4	28	43	74	-31		6	7	4	28	30	2	15	0	15	44
West																			
Sporting Kansas City	34	18	8	8	62	65	40	25		10	2	5	34	17	8	6	3	31	23
Seattle Sounders FC	34	18	11	5	59	52	37	15		10	5	2	33	15	8	6	3	19	22
Los Angeles FC	34	16	9	9	57	68	52	16		9	1	7	32	15	7	8	2	36	37
FC Dallas	34	16	9	9	57	52	44	8		10	2	5	32	19	6	7	4	20	25
Portland Timbers	34	15	10	9	54	54	48	6		11	2	4	30	13	4	8	5	24	35
Real Salt Lake	34	14	13	7	49	55	58	-3		11	2	4	38	24	3	11	3	17	34
LA Galaxy	34	13	12	9	48	66	64	2		8	5	4	37	27	5	7	5	29	37
Vancouver Whitecaps FC	34	13	13	8	47	54	67	-13		7	5	5	32	29	6	8	3	22	38
Houston Dynamo	34	10	16	8	38	58	58	0		8	6	3	36	24	2	10	5	22	34
Minnesota United	34	11	20	3	36	49	71	-22		10	6	1	30	25	1	14	2	19	46
Colorado Rapids	34	8	19	7	31	36	63	-27		6	8	3	24	32	2	11	4	12	31
San Jose Earthquakes	34	4	21	9	21	49	71	-22		2	9	6	27	39	2	12	3	22	32

Results

Sunday, October 28, 2018
Chicago Fire 0 vs D.C. United 0
Colorado Rapids 2 vs FC Dallas 1
Columbus Crew SC 3 vs Minnesota United 2
Sporting Kansas City 2 vs Los Angeles FC 1
Houston Dynamo 3 at LA Galaxy 2
New England Revolution 1 vs Montreal Impact 0
New York City FC 3 vs Philadelphia Union 1
New York Red Bulls 1 vs Orlando City SC 0
Seattle Sounders FC 2 vs San Jose Earthquakes 1
Toronto FC 4 vs Atlanta United 1
Vancouver Whitecaps FC 2 vs Portland Timbers 1

Goals

Player	Team	GP	GOALS
Josef Martinez	ATL	34	31
Zlatan Ibrahimovic	LA	27	22
Bradley Wright-Phillips	NYR	32	20
Gyasi Zardes	CLB	33	19
Mauro Manotas	HOU	33	19
Ignacio Piatti	MTL	32	16
Nemanja Nikolic	CHI	31	15
4 players			14

Game-Winning Goals

Player	Team	GP	GWG
Josef Martinez	ATL	34	10
Zlatan Ibrahimovic	LA	27	7
Kei Kamara	VAN	28	6
Daniel Salloi	KC	29	6
Kaku	NYR	30	6
Bradley Wright-Phillips	NYR	32	6
Raul Ruidiaz	SEA	14	5
Cory Burke	PHI	29	5
Teal Bunbury	NE	32	5
9 players			4

Shots

Player	Team	GP	SHOTS
Sebastian Giovinco	TOR	28	167
Miguel Almiron	ATL	32	132
Maximiliano Urruti	DAL	33	117
Zlatan Ibrahimovic	LA	27	116
Vako Qazaishvili	SJ	33	110
Alberth Elis	HOU	30	101
David Villa	NYC	23	100
Carlos Vela	LFC	28	97
Aleksandar Katai	CHI	33	97
Josef Martinez	ATL	34	97

Hat Tricks

Player	Team	GP	G3G
Josef Martinez	ATL	34	3
12 players			1

Assists

Player	Team	GP	ASSISTS
Borek Dockal	PHI	31	18
Luciano Acosta	DC	33	17
Nicolas Lodeiro	SEA	27	16
Maximiliano Moralez	NYC	32	16
Darwin Quintero	MIN	27	15
Sebastian Giovinco	TOR	28	15
Kaku	NYR	30	14
Miguel Almiron	ATL	32	14
Julian Gressel	ATL	33	14
3 players			13

Game-Winning Assists

Player	Team	GP	GWA
Nicolas Lodeiro	SEA	27	8
Carlos Vela	LFC	28	6
Borek Dockal	PHI	31	5
Ignacio Piatti	MTL	32	5
Maximiliano Moralez	NYC	32	5
Cristian Roldan	SEA	34	5
10 players			4

Shots on Goal

Player	Team	GP	SOG
Josef Martinez	ATL	34	56
Sebastian Giovinco	TOR	28	51
Miguel Almiron	ATL	32	51
Zlatan Ibrahimovic	LA	27	49
Carlos Vela	LFC	28	44
Alberth Elis	HOU	30	44
Mauro Manotas	HOU	33	43
David Villa	NYC	23	42
Aleksandar Katai	CHI	33	41
2 players			40

Multi-Goal Games

Player	Team	GP	G2G
Josef Martinez	ATL	34	7
Zlatan Ibrahimovic	LA	27	6
Adama Diomande	LFC	18	4
Wayne Rooney	DC	20	4
Miguel Almiron	ATL	32	4
Gyasi Zardes	CLB	33	4
6 players			3

Fouls Committed

Player	Team	GP	FC
Luis Caicedo	NE	30	71
Diego Chara	POR	27	67
Alexander Ring	NYC	30	66
Roger Espinoza	KC	32	66
Rasmus Schuller	MIN	31	65
Anibal Godoy	SJ	27	61
Luciano Acosta	DC	33	59
Dominique Badji	COL	26	51
Brandon Vincent	CHI	32	51
3 players			50

Offsides

Player	Team	GP	OFF
Dom Dwyer	ORL	26	41
Nemanja Nikolic	CHI	31	40
Josef Martinez	ATL	34	35
Bradley Wright-Phillips	NYR	32	31
Danny Hoesen	SJ	34	30
Zlatan Ibrahimovic	LA	27	27
Ola Kamara	LA	31	27
Mauro Manotas	HOU	33	23
Ignacio Piatti	MTL	32	22
Gyasi Zardes	CLB	33	20

Cautions (Yellow Cards)

Player	Team	GP	YELLOW
Diego Chara	POR	27	11
Luis Caicedo	NE	30	11
Alexander Ring	NYC	30	10
Jack Price	COL	31	10
7 players			9

Games Played

Player	Team	GP	G
17 players			34

Minutes Played

Player	Team	GP	MINS
Auston Trusty	PHI	34	3060
David Bingham	LA	34	3060
Evan Bush	MTL	34	3060
Graham Zusi	KC	34	3060
Ilie Sanchez	KC	34	3060
Steve Birnbaum	DC	34	3060
Tim Melia	KC	34	3060
Cristian Roldan	SEA	34	3053
Nick Lima	SJ	34	3049
Samuel Piette	MTL	34	3000

Fouls Suffered

Player	Team	GP	FS
Nicolas Lodeiro	SEA	27	94
Maximiliano Moralez	NYC	32	86
Pedro Santos	CLB	30	83
Yamil Asad	DC	30	82
Magnus Eriksson	SJ	32	81
Ignacio Piatti	MTL	32	78
Benny Feilhaber	LFC	34	76
Carlos Vela	LFC	28	73
Anibal Godoy	SJ	27	70
Jefferson Savarino	RSL	32	70

Corner Kicks

Player	Team	GP	CK
Diego Fagundez	NE	33	144
Nicolas Lodeiro	SEA	27	141
Diego Valeri	POR	32	129
Maximiliano Moralez	NYC	32	117
Albert Rusnak	RSL	31	101
Federico Higuain	CLB	30	100
Graham Zusi	KC	34	100
Saphir Taider	MTL	33	97
Carlos Vela	LFC	28	95
Borek Dockal	PHI	31	95

Ejections (Red Cards)

Player	Team	GP	RED
Reto Ziegler	DAL	29	3
Efrain Juarez	VAN	16	2
Yordy Reyna	VAN	26	2
Ashley Cole	LA	31	2
80 players			1

Games Started

Player	Team	GP	GS
11 players			34

Goalkeeping Leaders

Player	Team	GP	MIN	SHTS	SVS	GA	GAA	W-L-T	SHO
Bill Hamid	DC	14	1260	63	51	12	0.86	9-2-3	5
Luis Robles	NYR	31	2790	115	84	30	0.97	21-6-4	14
Stefan Frei	SEA	33	2970	150	114	34	1.03	18-10-5	7
Jeff Attinella	POR	22	1944	85	64	23	1.06	10-5-5	7
Tim Melia	KC	34	3060	148	106	40	1.18	18-8-8	13
Jimmy Maurer	DAL	13	1170	47	32	16	1.23	5-2-6	4
Brad Guzan	ATL	33	2914	123	81	41	1.27	20-6-6	8
Zack Steffen	CLB	29	2610	103	66	37	1.28	12-10-7	10
Sean Johnson	NYC	32	2880	141	100	41	1.28	15-10-7	10
Jesse Gonzalez	DAL	21	1890	92	63	28	1.33	11-7-3	6
Andre Blake	PHI	33	2970	170	118	50	1.52	14-14-5	10
Tyler Miller	LFC	33	2970	169	114	50	1.52	16-8-9	10
Matt Turner	NE	27	2430	126	83	42	1.56	8-10-9	5
Evan Bush	MTL	34	3060	184	132	53	1.56	14-16-4	10
Joe Willis	HOU	26	2340	124	82	42	1.62	9-11-6	4
Alex Bono	TOR	27	2430	137	90	45	1.67	9-12-6	3
Nick Rimando	RSL	33	2925	165	103	57	1.75	13-13-7	7
Tim Howard	COL	33	2900	179	120	58	1.80	8-17-7	6
Stefan Marinovic	VAN	24	2160	112	65	45	1.88	10-10-4	2
David Bingham	LA	34	3060	186	121	64	1.88	13-12-9	8
David Ousted	DC	17	1530	81	48	32	1.88	4-7-6	0
Richard Sanchez	CHI	25	2207	128	79	47	1.92	6-13-6	3
Bobby Shuttleworth	MIN	25	2250	155	103	51	2.04	9-13-3	2
Andrew Tarbell	SJ	29	2610	152	87	60	2.07	4-17-8	1
Brian Rowe	VAN	10	900	50	29	22	2.20	3-3-4	0
Joseph Bendik	ORL	25	2218	142	84	58	2.35	6-17-2	1

Longest Shutout Streaks (Minutes)

Player	Team	MIN	Start	End
Zack Steffen	MAS-CLB	525	04/28/2018	06/13/2018
Sean Johnson	NYC	434	06/30/2018	07/29/2018
Evan Bush	MTL	420	06/09/2018	07/07/2018
Tim Melia	KC	388	07/28/2018	09/01/2018
Jeff Attinella	POR	344	04/22/2018	05/19/2018
Tim Melia	KC	307	03/24/2018	04/15/2018
Andre Blake	PHI	305	08/11/2018	09/01/2018
Bill Hamid	DC	297	10/07/2018	10/21/2018
Stefan Frei	SEA	290	07/15/2018	07/29/2018
Jesse Gonzalez	DAL	290	09/23/2018	10/13/2018

Games Played In Goal

Player	Team	GP	GP
David Bingham	LA	34	34
Evan Bush	MTL	34	34
Tim Melia	KC	34	34
Andre Blake	PHI	33	33
Brad Guzan	ATL	33	33
Nick Rimando	RSL	33	33
Stefan Frei	SEA	33	33
Tim Howard	COL	33	33
Tyler Miller	LFC	33	33
Sean Johnson	NYC	32	32

Minutes Played In Goal

Player	Team	GP	MIN
David Bingham	LA	34	3060
Evan Bush	MTL	34	3060
Tim Melia	KC	34	3060
Andre Blake	PHI	33	2970
Stefan Frei	SEA	33	2970
Tyler Miller	LFC	33	2970
Nick Rimando	RSL	33	2925
Brad Guzan	ATL	33	2914
Tim Howard	COL	33	2900
Sean Johnson	NYC	32	2880

Goalkeeper Losses

Player	Team	GP	L
Joseph Bendik	ORL	25	17
Andrew Tarbell	SJ	29	17
Tim Howard	COL	33	17
Evan Bush	MTL	34	16
Andre Blake	PHI	33	14
Bobby Shuttleworth	MIN	25	13
Richard Sanchez	CHI	25	13
Nick Rimando	RSL	33	13
Alex Bono	TOR	27	12
David Bingham	LA	34	12

Shutouts

Player	Team	GP	SHO
Luis Robles	NYR	31	14
Tim Melia	KC	34	13
Zack Steffen	CLB	29	10
Sean Johnson	NYC	32	10
Andre Blake	PHI	33	10
Tyler Miller	LFC	33	10
Evan Bush	MTL	34	10
Brad Guzan	ATL	33	8
David Bingham	LA	34	8
3 players			7

Games Started In Goal

Player	Team	GP	GS
David Bingham	LA	34	34
Evan Bush	MTL	34	34
Tim Melia	KC	34	34
Andre Blake	PHI	33	33
Brad Guzan	ATL	33	33
Nick Rimando	RSL	33	33
Stefan Frei	SEA	33	33
Tim Howard	COL	33	33
Tyler Miller	LFC	33	33
Sean Johnson	NYC	32	32

Goalkeeper Wins

Player	Team	GP	W
Luis Robles	NYR	31	21
Brad Guzan	ATL	33	20
Stefan Frei	SEA	33	18
Tim Melia	KC	34	18
Tyler Miller	LFC	33	16
Sean Johnson	NYC	32	15
Andre Blake	PHI	33	14
Evan Bush	MTL	34	14
Nick Rimando	RSL	33	13
David Bingham	LA	34	13

Saves

Player	Team	GP	SAVES
Evan Bush	MTL	34	132
David Bingham	LA	34	121
Tim Howard	COL	33	120
Andre Blake	PHI	33	118
Stefan Frei	SEA	33	114
Tyler Miller	LFC	33	114
Tim Melia	KC	34	106
Bobby Shuttleworth	MIN	25	103
Nick Rimando	RSL	33	103
Sean Johnson	NYC	32	100

Saves Percentage

Player	Team	GP	SAVES	SOG	PCT
John McCarthy	PHI	1	6	6	100
Andrew Putna	RSL	2	6	7	85.7
Alec Kann	ATL	1	5	6	83.3
Bill Hamid	DC	14	51	63	81
Stefan Frei	SEA	33	114	150	76
Stefan Cleveland	CHI	5	25	33	75.8
Jeff Attinella	POR	22	64	85	75.3
Ryan Meara	NYR	3	12	16	75
Luis Robles	NYR	31	84	115	73
Steve Clark	DC	11	44	61	72.1

Team Attendance Report

Team	Home Games			Road Games		
	Dates	Total	Average	Dates	Total	Average
Atlanta United	17	901,033	53,002	17	325,533	19,149
Seattle Sounders FC	17	690,893	40,641	17	397,202	23,365
Toronto FC	17	452,675	26,628	17	349,658	20,568
LA Galaxy	17	415,543	24,444	17	468,467	27,557
Minnesota United	17	406,342	23,902	17	337,544	19,856
Orlando City SC	17	405,730	23,866	17	380,052	22,356
New York City FC	17	394,583	23,211	17	381,712	22,454
Los Angeles FC	17	374,716	22,042	17	397,324	23,372
Vancouver Whitecaps FC	17	373,089	21,946	17	363,497	21,382
Portland Timbers	17	359,448	21,144	17	382,772	22,516
Sporting Kansas City	17	339,148	19,950	17	361,156	21,244
San Jose Earthquakes	17	323,547	19,032	17	336,642	19,802
Real Salt Lake	17	316,286	18,605	17	409,699	24,100
New York Red Bulls	17	316,214	18,601	17	374,316	22,019
Montreal Impact	17	315,665	18,569	17	371,244	21,838
New England Revolution	17	311,897	18,347	17	349,215	20,542
D.C. United	17	299,803	17,635	17	439,297	25,841
Houston Dynamo	17	287,408	16,906	17	327,297	19,253
Philadelphia Union	17	280,805	16,518	17	343,405	20,200
FC Dallas	17	263,707	15,512	17	350,549	20,621
Colorado Rapids	17	260,660	15,333	17	332,969	19,586
Chicago Fire	17	251,708	14,806	17	418,839	24,638
Columbus Crew SC	17	211,603	12,447	17	354,114	20,830
MLS Totals	391	8,552,503	21,873	391	8,552,503	21,873

Team Totals

Team	GP	G	A	SHT	SOG	PG	PA	BK	FC	FS	OFF	CK	C	E
Atlanta United	34	70	63	511	203	12	14	1	346	399	77	173	62	3
Chicago Fire	34	48	48	341	129	3	4	4	413	324	85	159	62	3
Colorado Rapids	34	36	32	380	124	3	5	5	465	409	69	154	90	6
Columbus Crew SC	34	43	43	498	155	6	7	2	365	362	82	215	50	3
D.C. United	34	60	61	396	149	4	5	2	377	421	49	147	42	2
FC Dallas	34	52	50	483	177	4	6	1	351	382	79	189	51	4
Houston Dynamo	34	58	53	474	185	4	4	2	419	363	47	181	67	7
LA Galaxy	34	66	69	426	160	5	5	4	423	351	81	176	70	3
Los Angeles FC	34	68	64	527	204	4	5	5	361	468	52	203	40	4
Minnesota United	34	49	46	376	140	1	1	5	436	369	73	157	72	7
Montreal Impact	34	47	44	424	138	6	6	2	375	397	86	151	48	3
New England Revolution	34	49	44	486	179	3	5	4	513	385	44	224	81	4
New York City FC	34	59	53	533	176	3	4	1	459	380	74	193	61	4
New York Red Bulls	34	62	72	456	186	4	6	3	398	406	88	183	53	2
Orlando City SC	34	43	44	440	157	5	7	3	361	419	78	177	69	5
Philadelphia Union	34	49	51	474	168	5	7	3	404	371	56	189	57	4
Portland Timbers	34	54	44	466	171	5	6	1	369	392	67	162	56	2
Real Salt Lake	34	55	55	465	198	6	8	6	373	396	75	150	55	0
San Jose Earthquakes	34	49	34	439	149	6	7	6	378	445	62	174	46	3
Seattle Sounders FC	34	52	57	431	136	5	5	3	357	430	69	183	55	5
Sporting Kansas City	34	65	69	583	207	5	7	3	376	377	38	206	50	3
Toronto FC	34	59	60	485	183	5	9	3	299	382	68	157	54	4
Vancouver Whitecaps FC	34	54	55	420	151	5	5	4	412	402	73	153	59	8

Consecutive Minutes Without Scoring a Goal

Team	MIN	Start	End
Orlando City SC	507	09/08/2018	10/17/2018
Montreal Impact	426	05/05/2018	05/26/2018
Colorado Rapids	394	08/14/2018	09/15/2018
Seattle Sounders FC	363	05/09/2018	06/09/2018
Orlando City SC	329	06/13/2018	07/07/2018
Seattle Sounders FC	315	03/04/2018	03/31/2018
Colorado Rapids	305	09/22/2018	10/13/2018
Portland Timbers	300	08/15/2018	08/29/2018
Columbus Crew SC	298	06/30/2018	07/21/2018
Houston Dynamo	294	07/28/2018	08/11/2018

Consecutive Minutes Without Allowing a Goal

Team	MIN	Start	End
Columbus Crew SC	512	04/28/2018	05/27/2018
New York City FC	434	07/08/2018	07/26/2018
Montreal Impact	420	06/09/2018	07/07/2018
Sporting Kansas City	388	08/04/2018	08/25/2018
Portland Timbers	353	04/22/2018	05/19/2018
Philadelphia Union	338	09/19/2018	10/06/2018
Sporting Kansas City	307	03/24/2018	04/08/2018
Philadelphia Union	305	08/18/2018	08/29/2018
D.C. United	297	10/13/2018	10/21/2018
Seattle Sounders FC	290	07/21/2018	07/29/2018
FC Dallas	290	09/29/2018	10/13/2018

Team Ranks

Team	G	A	SHT	SOG	BK	FC	FS	OFF	CK	C
Atlanta United	1	5	4	3	20T	22	9	8	14	7T
Chicago Fire	19	15	23	22	6T	7	23	3	16	7T
Colorado Rapids	23	23	21	23	3T	2	6	13T	19	1
Columbus Crew SC	21T	21	5	15	16T	17	21	4	2	18T
D.C. United	6	6	20	17T	16T	12	4	20	23	22
FC Dallas	13T	14	8	9	20T	21	14T	6	6T	17
Houston Dynamo	9	11T	9T	6	16T	6	20	21	10	6
LA Galaxy	3	2T	17	13	6T	5	22	5	12	4
Los Angeles FC	2	4	3	2	3T	18T	1	19	4	23
Minnesota United	15T	16	22	19	3T	4	19	11T	17T	3
Montreal Impact	20	17T	18	20	16T	14	10	2	21	20
New England Revolution	15T	17T	6	8	6T	1	13	22	1	2
New York City FC	7T	11T	2	10	20T	3	16	10	5	9
New York Red Bulls	5	1	13	5	10T	10	7	1	8T	16
Orlando City SC	21T	17T	14	14	10T	18T	5	7	11	5
Philadelphia Union	15T	13	9T	12	10T	9	18	18	6T	11
Portland Timbers	11T	17T	11	11	20T	16	12	16	15	12
Real Salt Lake	10	9T	12	4	1T	15	11	9	22	13T
San Jose Earthquakes	15T	22	15	17T	1T	11	2	17	13	21
Seattle Sounders FC	13T	8	16	21	10T	20	3	13T	8T	13T
Sporting Kansas City	4	2T	1	1	10T	13	17	23	3	18T
Toronto FC	7T	7	7	7	10T	23	14T	15	17T	15
Vancouver Whitecaps FC	11T	9T	19	16	6T	8	8	11T	20	10

Team Goals Scored Intervals

Team	GP	G	1-15	16-30	31-45	46-60	61-75	76-90	OT
Atlanta United	34	70	6	13	8	16	11	16	0
Los Angeles FC	34	68	12	11	9	15	8	13	0
LA Galaxy	34	66	7	8	10	13	13	15	0
Sporting Kansas City	34	65	7	9	8	12	12	17	0
New York Red Bulls	34	62	12	4	10	13	6	17	0
D.C. United	34	60	8	10	7	6	12	17	0
Toronto FC	34	59	4	11	8	10	10	16	0
New York City FC	34	59	7	4	13	13	11	11	0
Houston Dynamo	34	58	10	5	11	9	9	14	0
Real Salt Lake	34	55	10	8	7	7	9	14	0
Vancouver Whitecaps FC	34	54	2	8	9	8	11	16	0
Portland Timbers	34	54	5	6	8	12	12	11	0
FC Dallas	34	52	6	9	7	12	9	9	0
Seattle Sounders FC	34	52	5	10	7	11	8	11	0
Philadelphia Union	34	49	4	7	11	5	10	12	0
San Jose Earthquakes	34	49	7	6	10	8	7	11	0
Minnesota United	34	49	5	7	7	12	9	9	0
New England Revolution	34	49	7	5	8	9	9	11	0
Chicago Fire	34	48	5	11	2	9	13	8	0
Montreal Impact	34	47	7	6	10	9	6	9	0
Orlando City SC	34	43	3	4	8	11	6	11	0
Columbus Crew SC	34	43	7	8	5	8	4	11	0
Colorado Rapids	34	36	5	3	5	3	6	14	0

Team Goals Allowed Intervals

Team	GP	G	1-15	16-30	31-45	46-60	61-75	76-90	OT
New York Red Bulls	34	33	4	7	5	6	3	8	0
Seattle Sounders FC	34	37	4	2	6	11	7	7	0
Sporting Kansas City	34	40	7	5	8	4	10	6	0
FC Dallas	34	44	5	3	6	7	10	13	0
Atlanta United	34	44	5	6	9	7	4	13	0
Columbus Crew SC	34	45	4	7	8	11	5	10	0
New York City FC	34	45	8	9	6	9	8	5	0
Portland Timbers	34	48	3	6	13	6	5	15	0
Philadelphia Union	34	50	5	5	7	10	11	12	0
D.C. United	34	50	4	9	10	9	7	11	0
Los Angeles FC	34	52	4	9	7	7	10	15	0
Montreal Impact	34	53	6	8	4	8	11	16	0
New England Revolution	34	55	7	6	8	12	12	10	0
Real Salt Lake	34	58	6	7	8	6	17	14	0
Houston Dynamo	34	58	8	7	10	11	7	15	0
Chicago Fire	34	61	8	7	8	13	14	11	0
Colorado Rapids	34	63	5	14	9	16	6	13	0
Toronto FC	34	64	13	5	6	15	10	15	0
LA Galaxy	34	64	8	11	9	14	12	10	0
Vancouver Whitecaps FC	34	67	8	8	12	11	8	20	0
Minnesota United	34	71	10	10	11	13	10	17	0
San Jose Earthquakes	34	71	7	15	8	13	14	14	0
Orlando City SC	34	74	12	7	10	12	10	23	0

Goal-Scoring Totals

Team	Overall	Goals For		Goals Against		Rank
	Record	Total	Avg	Total	Avg	
Atlanta United	21-7-6	70	2.06	44	1.29	4
Los Angeles FC	16-9-9	68	2.00	52	1.53	11
LA Galaxy	13-12-9	66	1.94	64	1.88	18
Sporting Kansas City	18-8-8	65	1.91	40	1.18	3
New York Red Bulls	22-7-5	62	1.82	33	0.97	1
D.C. United	14-11-9	60	1.76	50	1.47	9
Toronto FC	10-18-6	59	1.74	64	1.88	18
New York City FC	16-10-8	59	1.74	45	1.32	6
Houston Dynamo	10-16-8	58	1.71	58	1.71	14
Real Salt Lake	14-13-7	55	1.62	58	1.71	14
Portland Timbers	15-10-9	54	1.59	48	1.41	8
Vancouver Whitecaps FC	13-13-8	54	1.59	67	1.97	20
Seattle Sounders FC	18-11-5	52	1.53	37	1.09	2
FC Dallas	16-9-9	52	1.53	44	1.29	4
Philadelphia Union	15-14-5	49	1.44	50	1.47	9
San Jose Earthquakes	4-21-9	49	1.44	71	2.09	21
Minnesota United	11-20-3	49	1.44	71	2.09	21
New England Revolution	10-13-11	49	1.44	55	1.62	13
Chicago Fire	8-18-8	48	1.41	61	1.79	16
Montreal Impact	14-16-4	47	1.38	53	1.56	12
Orlando City SC	8-22-4	43	1.26	74	2.18	23
Columbus Crew SC	14-11-9	43	1.26	45	1.32	6
Colorado Rapids	8-19-7	36	1.06	63	1.85	17

Record In One-Goal Games

Team	Regulation and OT			
	W	L	T	PCT
Atlanta United	8	1	0	.889
Los Angeles FC	3	5	0	.375
LA Galaxy	7	7	0	.500
Sporting Kansas City	8	3	0	.727
New York Red Bulls	12	6	0	.667
D.C. United	7	7	0	.500
Toronto FC	2	11	0	.154
New York City FC	5	4	0	.556
Houston Dynamo	4	11	0	.267
Real Salt Lake	7	2	0	.778
Portland Timbers	9	6	0	.600
Vancouver Whitecaps FC	10	5	0	.667
Seattle Sounders FC	11	8	0	.579
FC Dallas	9	4	0	.692
Philadelphia Union	5	2	0	.714
San Jose Earthquakes	2	16	0	.111
Minnesota United	9	8	0	.529
New England Revolution	7	7	0	.500
Chicago Fire	6	13	0	.316
Montreal Impact	5	6	0	.455
Orlando City SC	6	11	0	.353
Columbus Crew SC	11	5	0	.688
Colorado Rapids	5	10	0	.333

Home Records

Team	W	L	T	PCT
New York Red Bulls	14	2	1	.853
D.C. United	13	2	2	.824
New York City FC	12	1	4	.824
Portland Timbers	11	2	4	.765
Atlanta United	11	2	4	.765
Columbus Crew SC	11	2	4	.765
Real Salt Lake	11	2	4	.765
FC Dallas	10	2	5	.735
Sporting Kansas City	10	2	5	.735
Los Angeles FC	9	1	7	.735
Montreal Impact	11	4	2	.706
Seattle Sounders FC	10	5	2	.647
Minnesota United	10	6	1	.618
New England Revolution	8	4	5	.618
LA Galaxy	8	5	4	.588
Philadelphia Union	9	6	2	.588
Vancouver Whitecaps FC	7	5	5	.559
Houston Dynamo	8	6	3	.559
Toronto FC	8	7	2	.529
Chicago Fire	6	7	4	.471
Orlando City SC	6	7	4	.471
Colorado Rapids	6	8	3	.441
San Jose Earthquakes	2	9	6	.294

Home Goal-Scoring Totals

Team	W	L	T	GF	AVG	GA	AVG
Atlanta United	11	2	4	42	2.47	19	1.12
Toronto FC	8	7	2	39	2.29	29	1.71
Real Salt Lake	11	2	4	38	2.24	24	1.41
D.C. United	13	2	2	37	2.18	17	1.00
LA Galaxy	8	5	4	37	2.18	27	1.59
Houston Dynamo	8	6	3	36	2.12	24	1.41
New York Red Bulls	14	2	1	36	2.12	10	0.59
New York City FC	12	1	4	36	2.12	10	0.59
Sporting Kansas City	10	2	5	34	2.00	17	1.00
Seattle Sounders FC	10	5	2	33	1.94	15	0.88
Columbus Crew SC	11	2	4	32	1.88	21	1.24
FC Dallas	10	2	5	32	1.88	19	1.12
Vancouver Whitecaps FC	7	5	5	32	1.88	29	1.71
Los Angeles FC	9	1	7	32	1.88	15	0.88
Montreal Impact	11	4	2	31	1.82	16	0.94
Portland Timbers	11	2	4	30	1.76	13	0.76
Minnesota United	10	6	1	30	1.76	25	1.47
Philadelphia Union	9	6	2	29	1.71	20	1.18
Orlando City SC	6	7	4	28	1.65	30	1.76
New England Revolution	8	4	5	28	1.65	20	1.18
Chicago Fire	6	7	4	28	1.65	25	1.47
San Jose Earthquakes	2	9	6	27	1.59	39	2.29
Colorado Rapids	6	8	3	24	1.41	32	1.88

Road Records

Team	W	L	T	PCT
Atlanta United	10	5	2	.647
New York Red Bulls	8	5	4	.588
Seattle Sounders FC	8	6	3	.559
Sporting Kansas City	8	6	3	.559
Los Angeles FC	7	8	2	.471
FC Dallas	6	7	4	.471
Philadelphia Union	6	8	3	.441
Vancouver Whitecaps FC	6	8	3	.441
LA Galaxy	5	7	5	.441
Portland Timbers	4	8	5	.382
New York City FC	4	9	4	.353
Columbus Crew SC	3	9	5	.324
New England Revolution	2	9	6	.294
Houston Dynamo	2	10	5	.265
D.C. United	1	9	7	.265
Real Salt Lake	3	11	3	.265
Montreal Impact	3	12	2	.235
Chicago Fire	2	11	4	.235
Toronto FC	2	11	4	.235
Colorado Rapids	2	11	4	.235
San Jose Earthquakes	2	12	3	.206
Minnesota United	1	14	2	.118
Orlando City SC	2	15	0	.118

Road Goal-Scoring Totals

Team	W	L	T	GF	AVG	GA	AVG
Los Angeles FC	7	8	2	36	2.12	37	2.18
Sporting Kansas City	8	6	3	31	1.82	23	1.35
LA Galaxy	5	7	5	29	1.71	37	2.18
Atlanta United	10	5	2	28	1.65	25	1.47
New York Red Bulls	8	5	4	26	1.53	23	1.35
Portland Timbers	4	8	5	24	1.41	35	2.06
New York City FC	4	9	4	23	1.35	35	2.06
D.C. United	1	9	7	23	1.35	33	1.94
San Jose Earthquakes	2	12	3	22	1.29	32	1.88
Vancouver Whitecaps FC	6	8	3	22	1.29	38	2.24
Houston Dynamo	2	10	5	22	1.29	34	2.00
New England Revolution	2	9	6	21	1.24	35	2.06
Toronto FC	2	11	4	20	1.18	35	2.06
Philadelphia Union	6	8	3	20	1.18	30	1.76
Chicago Fire	2	11	4	20	1.18	36	2.12
FC Dallas	6	7	4	20	1.18	25	1.47
Minnesota United	1	14	2	19	1.12	46	2.71
Seattle Sounders FC	8	6	3	19	1.12	22	1.29
Real Salt Lake	3	11	3	17	1.00	34	2.00
Montreal Impact	3	12	2	16	0.94	37	2.18
Orlando City SC	2	15	0	15	0.88	44	2.59
Colorado Rapids	2	11	4	12	0.71	31	1.82
Columbus Crew SC	3	9	5	11	0.65	24	1.41

First-Half Goal-Scoring Totals

Team	W	L	T	GF	AVG	GA	AVG
Los Angeles FC	16	9	9	32	0.94	20	0.59
Atlanta United	21	7	6	27	0.79	20	0.59
New York Red Bulls	22	7	5	26	0.76	16	0.47
Houston Dynamo	10	16	8	26	0.76	25	0.74
LA Galaxy	13	12	9	25	0.74	28	0.82
Real Salt Lake	14	13	7	25	0.74	21	0.62
D.C. United	14	11	9	25	0.74	23	0.68
Sporting Kansas City	18	8	8	24	0.71	20	0.59
New York City FC	16	10	8	24	0.71	23	0.68
San Jose Earthquakes	4	21	9	23	0.68	30	0.88
Montreal Impact	14	16	4	23	0.68	18	0.53
Toronto FC	10	18	6	23	0.68	24	0.71
Philadelphia Union	15	14	5	22	0.65	17	0.50
Seattle Sounders FC	18	11	5	22	0.65	12	0.35
FC Dallas	16	9	9	22	0.65	14	0.41
Columbus Crew SC	14	11	9	20	0.59	19	0.56
New England Revolution	10	13	11	20	0.59	21	0.62
Vancouver Whitecaps FC	13	13	8	19	0.56	28	0.82
Portland Timbers	15	10	9	19	0.56	22	0.65
Minnesota United	11	20	3	19	0.56	31	0.91
Chicago Fire	8	18	8	18	0.53	23	0.68
Orlando City SC	8	22	4	15	0.44	29	0.85
Colorado Rapids	8	19	7	13	0.38	28	0.82

Team Total Shots

Team	W	L	T	1st	2nd/OT	TOT
Sporting Kansas City	18	8	8	252	331	583
New York City FC	16	10	8	235	298	533
Los Angeles FC	16	9	9	256	271	527
Atlanta United	21	7	6	241	270	511
Columbus Crew SC	14	11	9	233	265	498
New England Revolution	10	13	11	228	258	486
Toronto FC	10	18	6	219	266	485
FC Dallas	16	9	9	237	246	483
Philadelphia Union	15	14	5	240	234	474
Houston Dynamo	10	16	8	214	260	474
Portland Timbers	15	10	9	220	246	466
Real Salt Lake	14	13	7	203	262	465
New York Red Bulls	22	7	5	208	248	456
Orlando City SC	8	22	4	199	241	440
San Jose Earthquakes	4	21	9	216	223	439
Seattle Sounders FC	18	11	5	198	233	431
LA Galaxy	13	12	9	181	245	426
Montreal Impact	14	16	4	194	230	424
Vancouver Whitecaps FC	13	13	8	178	242	420
D.C. United	14	11	9	172	224	396
Colorado Rapids	8	19	7	163	217	380
Minnesota United	11	20	3	177	199	376
Chicago Fire	8	18	8	143	198	341

Second-Half Goal-Scoring Totals

Team	W	L	T	GF	AVG	GA	AVG
Atlanta United	21	7	6	43	1.26	24	0.71
LA Galaxy	13	12	9	41	1.21	36	1.06
Sporting Kansas City	18	8	8	41	1.21	20	0.59
Toronto FC	10	18	6	36	1.06	40	1.18
Los Angeles FC	16	9	9	36	1.06	32	0.94
New York Red Bulls	22	7	5	36	1.06	17	0.50
Portland Timbers	15	10	9	35	1.03	26	0.76
Vancouver Whitecaps FC	13	13	8	35	1.03	39	1.15
D.C. United	14	11	9	35	1.03	27	0.79
New York City FC	16	10	8	35	1.03	22	0.65
Houston Dynamo	10	16	8	32	0.94	33	0.97
Minnesota United	11	20	3	30	0.88	40	1.18
Chicago Fire	8	18	8	30	0.88	38	1.12
FC Dallas	16	9	9	30	0.88	30	0.88
Real Salt Lake	14	13	7	30	0.88	37	1.09
Seattle Sounders FC	18	11	5	30	0.88	25	0.74
New England Revolution	10	13	11	29	0.85	34	1.00
Orlando City SC	8	22	4	28	0.82	45	1.32
Philadelphia Union	15	14	5	27	0.79	33	0.97
San Jose Earthquakes	4	21	9	26	0.76	41	1.21
Montreal Impact	14	16	4	24	0.71	35	1.03
Colorado Rapids	8	19	7	23	0.68	35	1.03
Columbus Crew SC	14	11	9	23	0.68	26	0.76

Team Total Shots Against

Team	W	L	T	1st	2nd/OT	TOT
Minnesota United	11	20	3	273	278	551
D.C. United	14	11	9	257	289	546
Colorado Rapids	8	19	7	235	290	525
LA Galaxy	13	12	9	242	280	522
San Jose Earthquakes	4	21	9	237	280	517
Vancouver Whitecaps FC	13	13	8	239	277	516
Chicago Fire	8	18	8	222	285	507
Orlando City SC	8	22	4	221	262	483
Toronto FC	10	18	6	228	235	463
Seattle Sounders FC	18	11	5	206	249	455
Portland Timbers	15	10	9	211	241	452
Real Salt Lake	14	13	7	192	254	446
FC Dallas	16	9	9	192	249	441
Montreal Impact	14	16	4	193	247	440
New England Revolution	10	13	11	198	237	435
Los Angeles FC	16	9	9	202	227	429
Philadelphia Union	15	14	5	196	232	428
New York City FC	16	10	8	186	234	420
Houston Dynamo	10	16	8	198	216	414
Sporting Kansas City	18	8	8	175	230	405
Atlanta United	21	7	6	171	206	377
New York Red Bulls	22	7	5	176	201	377
Columbus Crew SC	14	11	9	157	208	365

Record When Scoring First Goal

Team	W	L	T	PCT
Seattle Sounders FC	14	0	1	.967
Atlanta United	18	1	3	.886
New York Red Bulls	21	2	2	.880
Philadelphia Union	13	2	0	.867
Vancouver Whitecaps FC	11	1	2	.857
Sporting Kansas City	16	2	2	.850
New York City FC	14	2	2	.833
Montreal Impact	13	2	2	.824
FC Dallas	16	2	4	.818
Los Angeles FC	12	1	6	.789
Portland Timbers	14	3	2	.789
Minnesota United	10	3	0	.769
Chicago Fire	8	1	4	.769
Toronto FC	9	1	5	.767
Columbus Crew SC	12	3	2	.765
New England Revolution	9	2	4	.733
Real Salt Lake	10	2	6	.722
Colorado Rapids	5	1	3	.722
D.C. United	11	4	4	.684
LA Galaxy	9	3	7	.658
Orlando City SC	3	2	1	.583
Houston Dynamo	6	5	2	.538
San Jose Earthquakes	3	6	3	.375

Record When Allowing First Goal

Team	W	L	T	PCT
Atlanta United	3	6	3	.375
D.C. United	3	7	4	.357
Los Angeles FC	4	8	2	.357
Sporting Kansas City	2	6	4	.333
LA Galaxy	4	9	1	.321
Houston Dynamo	4	11	4	.316
New York City FC	2	8	6	.313
Seattle Sounders FC	4	11	2	.294
Real Salt Lake	4	11	0	.267
Portland Timbers	1	7	4	.250
Columbus Crew SC	2	8	2	.250
New York Red Bulls	1	5	2	.250
Vancouver Whitecaps FC	2	12	5	.237
Orlando City SC	5	20	2	.222
New England Revolution	1	11	6	.222
Philadelphia Union	2	12	2	.188
Colorado Rapids	3	18	2	.174
San Jose Earthquakes	1	15	4	.150
FC Dallas	0	7	3	.150
Minnesota United	1	17	3	.119
Montreal Impact	1	14	2	.118
Toronto FC	1	17	1	.079
Chicago Fire	0	17	3	.075

Record When Leading at The Half

Team	W	L	T	PCT
Sporting Kansas City	10	0	0	1.000
Atlanta United	15	0	1	.969
New York Red Bulls	12	0	1	.962
Seattle Sounders FC	10	0	1	.955
D.C. United	9	0	2	.909
New York City FC	9	1	0	.900
Philadelphia Union	9	1	0	.900
Vancouver Whitecaps FC	7	1	0	.875
FC Dallas	11	1	2	.857
Columbus Crew SC	7	1	1	.833
Portland Timbers	8	1	2	.818
Los Angeles FC	11	1	5	.794
Montreal Impact	10	2	2	.786
Chicago Fire	5	1	1	.786
Real Salt Lake	10	1	5	.781
Toronto FC	6	1	4	.727
Minnesota United	5	2	0	.714
Colorado Rapids	3	1	1	.700
New England Revolution	5	1	4	.700
Houston Dynamo	5	2	1	.688
LA Galaxy	6	2	6	.643
Orlando City SC	3	2	0	.600
San Jose Earthquakes	2	4	2	.375

Record When Trailing At The Half

Team	W	L	T	PCT
Atlanta United	2	3	3	.438
Sporting Kansas City	2	4	4	.400
Houston Dynamo	3	6	2	.364
LA Galaxy	4	8	1	.346
New York City FC	2	5	2	.333
Orlando City SC	3	11	2	.250
Vancouver Whitecaps FC	2	10	3	.233
Colorado Rapids	3	12	1	.219
Seattle Sounders FC	1	4	0	.200
D.C. United	0	7	4	.182
Chicago Fire	1	9	2	.167
Los Angeles FC	1	7	1	.167
Portland Timbers	0	7	3	.150
Columbus Crew SC	1	8	1	.150
FC Dallas	0	6	2	.125
New England Revolution	0	7	2	.111
Real Salt Lake	1	9	0	.100
New York Red Bulls	0	4	1	.100
San Jose Earthquakes	0	11	2	.077
Minnesota United	0	13	2	.067
Philadelphia Union	0	7	1	.063
Montreal Impact	0	7	1	.063
Toronto FC	0	13	1	.036

Team Winning Streak Leaders

Team	#	Start	Stop
Atlanta United	4	03/11/2018	04/07/2018
Atlanta United	3	04/21/2018	05/05/2018
Atlanta United	3	09/15/2018	09/22/2018
Columbus Crew SC	2	03/03/2018	03/10/2018
Columbus Crew SC	3	05/09/2018	05/19/2018
Columbus Crew SC	3	07/21/2018	08/11/2018
D.C. United	3	08/12/2018	08/19/2018
D.C. United	5	09/29/2018	10/21/2018
FC Dallas	2	04/14/2018	04/21/2018
FC Dallas	4	05/25/2018	06/09/2018
FC Dallas	2	06/29/2018	07/04/2018
Houston Dynamo	2	05/20/2018	05/25/2018
LA Galaxy	2	05/21/2018	05/25/2018
LA Galaxy	3	07/07/2018	07/21/2018
LA Galaxy	2	09/23/2018	09/29/2018
Los Angeles FC	2	03/04/2018	03/10/2018
Los Angeles FC	3	04/13/2018	04/29/2018
Los Angeles FC	3	06/09/2018	06/30/2018
Los Angeles FC	2	08/15/2018	08/19/2018
Los Angeles FC	2	10/06/2018	10/12/2018
Minnesota United	2	03/10/2018	03/17/2018
Minnesota United	2	04/28/2018	05/05/2018
Minnesota United	3	07/14/2018	07/22/2018
Montreal Impact	4	06/13/2018	07/07/2018
New England Revolution	2	03/31/2018	04/06/2018
New York City FC	3	03/04/2018	03/17/2018
New York City FC	2	03/31/2018	04/11/2018
New York City FC	4	07/08/2018	07/26/2018
New York Red Bulls	4	04/28/2018	05/20/2018
New York Red Bulls	3	06/13/2018	07/01/2018
New York Red Bulls	3	07/14/2018	07/25/2018
New York Red Bulls	2	08/05/2018	08/11/2018
New York Red Bulls	2	08/26/2018	08/29/2018
New York Red Bulls	5	09/22/2018	
Orlando City SC	6	03/31/2018	05/06/2018
Philadelphia Union	4	08/11/2018	08/29/2018
Portland Timbers	6	04/14/2018	05/26/2018
Real Salt Lake	3	05/26/2018	06/02/2018
Real Salt Lake	3	08/18/2018	09/01/2018
Seattle Sounders FC	9	07/21/2018	09/15/2018
Seattle Sounders FC	5	09/29/2018	
Sporting Kansas City	2	03/10/2018	03/17/2018
Sporting Kansas City	2	03/31/2018	04/08/2018
Sporting Kansas City	2	05/05/2018	05/09/2018
Sporting Kansas City	4	08/04/2018	08/25/2018
Sporting Kansas City	2	09/08/2018	09/15/2018
Sporting Kansas City	3	10/17/2018	

Team Winning Streak Leaders - cont...

Team	#	Start	Stop
Atlanta United	2	07/21/2018	07/28/2018
Atlanta United	2	08/19/2018	08/24/2018
Atlanta United	2	10/06/2018	10/21/2018
Colorado Rapids	2	06/23/2018	07/01/2018
Colorado Rapids	2	08/04/2018	08/11/2018
Minnesota United	2	09/22/2018	09/29/2018
Montreal Impact	2	03/17/2018	03/31/2018
Montreal Impact	2	09/01/2018	09/15/2018
Montreal Impact	2	10/06/2018	10/21/2018
Philadelphia Union	2	05/12/2018	05/19/2018
Philadelphia Union	2	09/19/2018	09/23/2018
Portland Timbers	2	06/30/2018	07/07/2018
Portland Timbers	2	07/28/2018	08/04/2018
Portland Timbers	2	10/06/2018	10/21/2018
Real Salt Lake	2	07/04/2018	07/07/2018
Toronto FC	2	07/21/2018	07/28/2018
Vancouver Whitecaps FC	2	03/04/2018	03/10/2018
Vancouver Whitecaps FC	2	06/01/2018	06/09/2018
Vancouver Whitecaps FC	2	08/25/2018	09/01/2018

Team Undefeated Streak Leaders

Team	#	Start	Stop
Atlanta United	8	03/11/2018	05/05/2018
Atlanta United	6	05/30/2018	06/30/2018
Atlanta United	7	07/07/2018	08/24/2018
Chicago Fire	5	06/02/2018	06/30/2018
Colorado Rapids	4	03/24/2018	04/14/2018
Columbus Crew SC	4	03/03/2018	03/24/2018
Columbus Crew SC	9	04/21/2018	06/09/2018
D.C. United	5	07/28/2018	08/19/2018
D.C. United	10	09/02/2018	
FC Dallas	6	03/03/2018	04/21/2018
FC Dallas	7	05/05/2018	06/09/2018
FC Dallas	5	09/01/2018	10/06/2018
Houston Dynamo	4	05/05/2018	05/25/2018
Houston Dynamo	4	07/03/2018	07/21/2018
LA Galaxy	9	06/02/2018	07/29/2018
LA Galaxy	4	09/23/2018	10/21/2018
Los Angeles FC	6	04/13/2018	05/13/2018
Los Angeles FC	6	06/09/2018	07/15/2018
Los Angeles FC	6	08/15/2018	09/22/2018
Montreal Impact	4	06/13/2018	07/07/2018
Montreal Impact	3	08/04/2018	08/18/2018
Montreal Impact	3	09/01/2018	09/22/2018
New England Revolution	4	03/10/2018	04/06/2018
New England Revolution	7	05/26/2018	07/07/2018
New England Revolution	4	09/01/2018	09/22/2018
New York City FC	7	03/04/2018	04/15/2018
New York City FC	4	07/08/2018	07/26/2018
New York Red Bulls	5	04/28/2018	05/26/2018
New York Red Bulls	4	06/09/2018	07/01/2018
New York Red Bulls	6	08/05/2018	08/29/2018
New York Red Bulls	6	09/16/2018	
Orlando City SC	6	03/31/2018	05/06/2018
Philadelphia Union	4	05/12/2018	05/30/2018
Philadelphia Union	5	08/11/2018	09/01/2018
Philadelphia Union	4	09/19/2018	10/06/2018
Portland Timbers	15	04/14/2018	08/04/2018
Real Salt Lake	3	05/26/2018	06/02/2018
Real Salt Lake	4	07/21/2018	08/11/2018
Real Salt Lake	4	08/18/2018	09/15/2018
Seattle Sounders FC	12	07/04/2018	09/15/2018
Seattle Sounders FC	5	09/29/2018	
Sporting Kansas City	7	03/10/2018	04/20/2018
Sporting Kansas City	7	05/05/2018	06/23/2018
Sporting Kansas City	4	08/04/2018	08/25/2018
Sporting Kansas City	5	09/30/2018	
Vancouver Whitecaps FC	6	05/11/2018	06/09/2018
Vancouver Whitecaps FC	6	07/28/2018	09/01/2018

Team Undefeated Streak Leaders - cont...

Team	#	Start	Stop
Atlanta United	3	09/15/2018	09/22/2018
Atlanta United	2	10/06/2018	10/21/2018
Chicago Fire	2	03/31/2018	04/07/2018
Chicago Fire	2	04/21/2018	04/28/2018
Chicago Fire	3	08/23/2018	09/22/2018
Colorado Rapids	3	06/13/2018	07/01/2018
Colorado Rapids	2	07/14/2018	07/21/2018
Colorado Rapids	3	08/04/2018	08/14/2018
Colorado Rapids	3	10/13/2018	
Columbus Crew SC	3	07/21/2018	08/11/2018
Columbus Crew SC	3	08/23/2018	09/15/2018
Columbus Crew SC	2	09/22/2018	09/29/2018
D.C. United	2	05/19/2018	05/26/2018
D.C. United	2	07/04/2018	07/14/2018
FC Dallas	2	06/29/2018	07/04/2018
FC Dallas	3	07/14/2018	07/28/2018
FC Dallas	2	08/18/2018	08/23/2018
Houston Dynamo	2	04/14/2018	04/21/2018
Houston Dynamo	3	09/15/2018	09/29/2018
LA Galaxy	2	03/24/2018	03/31/2018
LA Galaxy	2	05/21/2018	05/25/2018
LA Galaxy	2	08/11/2018	08/14/2018
Los Angeles FC	2	03/04/2018	03/10/2018
Los Angeles FC	3	10/06/2018	10/21/2018
Minnesota United	2	03/10/2018	03/17/2018
Minnesota United	2	04/28/2018	05/05/2018
Minnesota United	2	05/20/2018	05/26/2018
Minnesota United	3	07/14/2018	07/22/2018
Minnesota United	3	09/15/2018	09/29/2018
New England Revolution	2	04/21/2018	04/28/2018
New York City FC	2	05/13/2018	05/19/2018
New York City FC	3	06/02/2018	06/24/2018
New York City FC	2	08/04/2018	08/12/2018
New York City FC	3	09/08/2018	09/26/2018
New York Red Bulls	3	07/14/2018	07/25/2018
Portland Timbers	3	08/29/2018	09/08/2018
Portland Timbers	3	09/29/2018	10/21/2018
San Jose Earthquakes	2	04/07/2018	04/14/2018
San Jose Earthquakes	2	05/12/2018	05/16/2018
San Jose Earthquakes	3	06/13/2018	06/30/2018
Sporting Kansas City	2	09/08/2018	09/15/2018
Toronto FC	2	04/28/2018	05/04/2018
Toronto FC	3	06/02/2018	06/13/2018
Toronto FC	3	07/21/2018	08/04/2018
Toronto FC	2	08/18/2018	08/25/2018
Vancouver Whitecaps FC	2	03/04/2018	03/10/2018
Vancouver Whitecaps FC	2	03/24/2018	03/31/2018
Vancouver Whitecaps FC	2	10/21/2018	

Team Undefeated Streak Leaders - cont...

Team	#	Start	Stop
Montreal Impact	2	03/17/2018	03/31/2018
Montreal Impact	2	07/14/2018	07/21/2018
Montreal Impact	2	10/06/2018	10/21/2018
Philadelphia Union	2	03/03/2018	03/17/2018
Portland Timbers	2	03/24/2018	03/31/2018
Real Salt Lake	2	07/04/2018	07/07/2018
San Jose Earthquakes	2	07/28/2018	08/04/2018
Seattle Sounders FC	2	04/15/2018	04/22/2018
Seattle Sounders FC	2	05/05/2018	05/09/2018

Team Losing Streak Leaders

Team	#	Start	Stop
Chicago Fire	2	03/10/2018	03/17/2018
Chicago Fire	2	05/12/2018	05/20/2018
Chicago Fire	8	07/07/2018	08/18/2018
Chicago Fire	2	10/07/2018	10/21/2018
Colorado Rapids	8	04/21/2018	06/09/2018
Colorado Rapids	2	07/04/2018	07/07/2018
Colorado Rapids	7	08/19/2018	10/06/2018
Columbus Crew SC	3	03/31/2018	04/14/2018
Columbus Crew SC	2	06/13/2018	06/23/2018
Columbus Crew SC	2	07/07/2018	07/14/2018
Columbus Crew SC	2	10/06/2018	10/21/2018
D.C. United	2	03/24/2018	03/31/2018
D.C. United	2	04/28/2018	05/12/2018
D.C. United	2	07/21/2018	07/25/2018
D.C. United	2	08/26/2018	08/29/2018
FC Dallas	2	08/04/2018	08/12/2018
FC Dallas	3	10/13/2018	
Houston Dynamo	2	05/30/2018	06/02/2018
Houston Dynamo	5	07/25/2018	08/18/2018
Houston Dynamo	2	08/29/2018	09/01/2018
Houston Dynamo	3	10/08/2018	10/21/2018
LA Galaxy	4	04/21/2018	05/12/2018
Minnesota United	4	03/24/2018	04/22/2018
Minnesota United	3	06/03/2018	06/29/2018
Minnesota United	2	07/28/2018	08/04/2018
Minnesota United	3	08/18/2018	09/12/2018
Minnesota United	4	10/06/2018	
Montreal Impact	4	04/06/2018	04/28/2018
Montreal Impact	4	05/09/2018	05/26/2018
New England Revolution	3	07/14/2018	07/21/2018
New England Revolution	3	08/11/2018	08/25/2018
New England Revolution	2	09/29/2018	10/06/2018
New York City FC	2	09/29/2018	10/21/2018
Orlando City SC	9	05/13/2018	07/07/2018
Orlando City SC	3	07/21/2018	07/29/2018
Orlando City SC	3	10/06/2018	10/17/2018
Portland Timbers	4	08/11/2018	08/26/2018
San Jose Earthquakes	3	04/21/2018	05/05/2018
San Jose Earthquakes	4	05/19/2018	06/09/2018
San Jose Earthquakes	3	07/07/2018	07/25/2018
San Jose Earthquakes	6	09/01/2018	10/06/2018
Seattle Sounders FC	3	03/04/2018	03/31/2018
Seattle Sounders FC	3	05/13/2018	06/02/2018
Toronto FC	3	06/24/2018	07/04/2018
Toronto FC	3	10/06/2018	10/21/2018
Vancouver Whitecaps FC	3	04/07/2018	04/20/2018
Vancouver Whitecaps FC	3	09/15/2018	09/29/2018

Team Losing Streak Leaders - cont...

Team	#	Start	Stop
LA Galaxy	2	09/01/2018	09/15/2018
Los Angeles FC	2	03/31/2018	04/07/2018
Los Angeles FC	2	08/05/2018	08/11/2018
Minnesota United	2	05/09/2018	05/12/2018
Montreal Impact	2	03/04/2018	03/10/2018
New York City FC	2	09/01/2018	09/05/2018
Orlando City SC	2	03/10/2018	03/17/2018
Orlando City SC	2	08/12/2018	08/24/2018
Orlando City SC	2	09/08/2018	09/16/2018
Philadelphia Union	2	04/13/2018	04/21/2018
Philadelphia Union	2	05/04/2018	05/09/2018
Philadelphia Union	2	06/02/2018	06/08/2018
Philadelphia Union	2	06/30/2018	07/07/2018
Philadelphia Union	2	10/21/2018	
Portland Timbers	2	03/04/2018	03/10/2018
Real Salt Lake	2	04/27/2018	05/06/2018
San Jose Earthquakes	2	03/17/2018	03/31/2018
Seattle Sounders FC	2	09/19/2018	09/23/2018
Sporting Kansas City	2	06/30/2018	07/04/2018
Sporting Kansas City	2	07/14/2018	07/28/2018
Toronto FC	2	03/03/2018	03/17/2018
Toronto FC	2	04/14/2018	04/21/2018
Toronto FC	2	05/09/2018	05/12/2018
Toronto FC	2	08/29/2018	09/01/2018
Vancouver Whitecaps FC	2	06/23/2018	07/01/2018
Vancouver Whitecaps FC	2	07/14/2018	07/21/2018

Team Home Winning Streak Leaders

Team	#	Start	Stop
Atlanta United	3	03/11/2018	04/07/2018
Atlanta United	4	08/19/2018	
Chicago Fire	2	09/16/2018	09/29/2018
Colorado Rapids	2	03/31/2018	04/14/2018
Colorado Rapids	2	08/04/2018	08/11/2018
Columbus Crew SC	2	03/10/2018	03/24/2018
Columbus Crew SC	3	04/28/2018	05/12/2018
Columbus Crew SC	5	06/30/2018	09/22/2018
D.C. United	2	04/14/2018	07/14/2018
D.C. United	4	07/28/2018	08/19/2018
D.C. United	2	09/02/2018	09/12/2018
D.C. United	5	09/29/2018	
FC Dallas	2	04/21/2018	05/12/2018
FC Dallas	4	06/02/2018	07/14/2018
FC Dallas	2	08/18/2018	09/01/2018
Houston Dynamo	4	04/21/2018	06/09/2018
Houston Dynamo	2	09/15/2018	09/29/2018
Los Angeles FC	3	06/23/2018	07/07/2018
Los Angeles FC	2	08/15/2018	08/19/2018
Los Angeles FC	2	09/22/2018	10/12/2018
Minnesota United	2	04/28/2018	05/05/2018
Minnesota United	4	07/04/2018	07/22/2018
Minnesota United	2	09/22/2018	09/29/2018
Montreal Impact	5	06/02/2018	07/14/2018
Montreal Impact	2	08/18/2018	09/01/2018
Montreal Impact	2	10/06/2018	
New York City FC	6	03/11/2018	06/02/2018
New York City FC	4	06/24/2018	07/14/2018
New York Red Bulls	3	03/10/2018	04/14/2018
New York Red Bulls	4	06/13/2018	07/21/2018
New York Red Bulls	6	08/05/2018	
Orlando City SC	4	03/31/2018	05/06/2018
Philadelphia Union	3	04/28/2018	05/30/2018
Philadelphia Union	2	08/18/2018	08/25/2018
Philadelphia Union	2	09/23/2018	10/06/2018
Portland Timbers	4	04/14/2018	05/19/2018
Portland Timbers	2	07/28/2018	08/04/2018
Portland Timbers	3	08/29/2018	09/19/2018
Real Salt Lake	6	03/17/2018	06/02/2018
Real Salt Lake	2	07/04/2018	07/07/2018
Seattle Sounders FC	5	07/21/2018	09/01/2018
Seattle Sounders FC	3	09/29/2018	
Sporting Kansas City	2	04/20/2018	05/05/2018
Sporting Kansas City	2	06/03/2018	06/23/2018
Sporting Kansas City	3	08/18/2018	09/08/2018
Toronto FC	2	09/15/2018	09/29/2018
Vancouver Whitecaps FC	2	07/07/2018	07/28/2018

Team Home Winning Streak Leaders - cont...

Team	#	Start	Stop
LA Galaxy	2	03/04/2018	03/31/2018
LA Galaxy	2	07/07/2018	07/29/2018
LA Galaxy	2	09/23/2018	09/29/2018
New England Revolution	2	04/28/2018	05/12/2018
New England Revolution	2	06/02/2018	06/30/2018
New England Revolution	2	10/13/2018	
New York City FC	2	09/26/2018	
Sporting Kansas City	2	03/17/2018	03/31/2018

Team Home Undefeated Streak Leaders

Team	#	Start	Stop
Atlanta United	5	03/11/2018	04/28/2018
Atlanta United	10	06/02/2018	
Chicago Fire	2	03/31/2018	04/07/2018
Chicago Fire	3	06/02/2018	06/30/2018
Chicago Fire	4	08/23/2018	
Colorado Rapids	3	03/24/2018	04/14/2018
Colorado Rapids	2	06/13/2018	06/23/2018
Colorado Rapids	3	07/14/2018	08/11/2018
Columbus Crew SC	2	03/10/2018	03/24/2018
Columbus Crew SC	6	04/21/2018	06/09/2018
Columbus Crew SC	7	06/30/2018	
D.C. United	3	03/17/2018	07/14/2018
D.C. United	4	07/28/2018	08/19/2018
D.C. United	8	09/02/2018	
FC Dallas	11	03/03/2018	07/14/2018
FC Dallas	4	08/18/2018	10/06/2018
Houston Dynamo	7	04/21/2018	07/21/2018
Houston Dynamo	3	08/23/2018	09/29/2018
LA Galaxy	2	03/04/2018	03/31/2018
LA Galaxy	9	06/09/2018	09/29/2018
Los Angeles FC	10	04/29/2018	07/26/2018
Los Angeles FC	6	08/15/2018	
Minnesota United	4	07/04/2018	07/22/2018
Montreal Impact	5	06/02/2018	07/14/2018
Montreal Impact	6	08/04/2018	
New England Revolution	3	03/10/2018	04/06/2018
New England Revolution	2	04/28/2018	05/12/2018
New England Revolution	4	05/30/2018	07/07/2018
New England Revolution	4	09/01/2018	
New York City FC	13	03/11/2018	08/22/2018
New York City FC	3	09/08/2018	
New York Red Bulls	3	03/10/2018	04/14/2018
New York Red Bulls	6	05/05/2018	07/21/2018
New York Red Bulls	6	08/05/2018	
Orlando City SC	4	03/31/2018	05/06/2018
Philadelphia Union	3	03/03/2018	04/07/2018
Philadelphia Union	3	04/28/2018	05/30/2018
Portland Timbers	10	04/14/2018	08/04/2018
Portland Timbers	5	08/29/2018	
Real Salt Lake	14	03/17/2018	09/15/2018
Seattle Sounders FC	5	07/21/2018	09/01/2018
Seattle Sounders FC	3	09/29/2018	
Sporting Kansas City	9	03/17/2018	07/07/2018
Sporting Kansas City	6	08/18/2018	
Toronto FC	3	03/30/2018	05/04/2018
Vancouver Whitecaps FC	5	04/27/2018	06/09/2018
Vancouver Whitecaps FC	4	07/07/2018	09/01/2018

Team Home Undefeated Streak Leaders - cont...

Team	#	Start	Stop
Minnesota United	2	04/28/2018	05/05/2018
Minnesota United	2	05/20/2018	05/26/2018
Minnesota United	2	09/22/2018	09/29/2018
Orlando City SC	2	09/01/2018	09/22/2018
Philadelphia Union	2	08/18/2018	08/25/2018
Philadelphia Union	2	09/23/2018	10/06/2018
San Jose Earthquakes	2	06/13/2018	06/30/2018
San Jose Earthquakes	2	07/28/2018	08/18/2018
Seattle Sounders FC	2	04/22/2018	05/05/2018
Seattle Sounders FC	2	06/09/2018	06/23/2018
Toronto FC	2	09/15/2018	09/29/2018
Vancouver Whitecaps FC	2	03/04/2018	03/24/2018

Team Home Losing Streak Leaders

Team	#	Start	Stop
Atlanta United	2	05/09/2018	05/20/2018
Chicago Fire	2	04/14/2018	05/05/2018
Chicago Fire	3	07/11/2018	08/11/2018
Colorado Rapids	4	04/29/2018	06/01/2018
Colorado Rapids	3	08/25/2018	10/06/2018
Houston Dynamo	2	03/10/2018	03/31/2018
Houston Dynamo	3	07/25/2018	08/18/2018
LA Galaxy	3	04/08/2018	04/28/2018
Minnesota United	2	10/13/2018	
Montreal Impact	2	05/12/2018	05/21/2018
New England Revolution	2	07/14/2018	08/11/2018
Orlando City SC	3	05/13/2018	06/23/2018
Philadelphia Union	2	07/07/2018	07/21/2018
Portland Timbers	2	08/11/2018	08/26/2018
San Jose Earthquakes	3	05/05/2018	06/09/2018
San Jose Earthquakes	3	09/15/2018	10/06/2018
Seattle Sounders FC	2	03/04/2018	03/31/2018
Vancouver Whitecaps FC	3	09/15/2018	10/17/2018

Team Road Winning Streak Leaders

Team	#	Start	Stop
Atlanta United	4	03/31/2018	05/13/2018
Atlanta United	3	07/07/2018	08/24/2018
Atlanta United	2	09/15/2018	09/19/2018
FC Dallas	2	05/25/2018	05/30/2018
LA Galaxy	2	07/14/2018	07/21/2018
Los Angeles FC	2	03/04/2018	03/10/2018
Los Angeles FC	2	04/13/2018	04/21/2018
New York Red Bulls	3	04/28/2018	05/20/2018
New York Red Bulls	2	07/25/2018	08/11/2018
New York Red Bulls	2	10/06/2018	
Orlando City SC	2	04/13/2018	04/29/2018
Philadelphia Union	2	07/11/2018	07/25/2018
Philadelphia Union	2	08/11/2018	08/29/2018
Portland Timbers	2	05/05/2018	05/26/2018
Real Salt Lake	2	08/18/2018	08/25/2018
Seattle Sounders FC	4	07/25/2018	09/15/2018
Seattle Sounders FC	2	10/17/2018	
Sporting Kansas City	2	08/04/2018	08/11/2018
Sporting Kansas City	2	10/17/2018	
Vancouver Whitecaps FC	2	08/11/2018	08/25/2018

Team Road Undefeated Streak Leaders

Team	#	Start	Stop
Atlanta United	7	03/31/2018	06/13/2018
Atlanta United	3	07/07/2018	08/24/2018
Atlanta United	2	09/15/2018	09/19/2018
Chicago Fire	2	04/21/2018	04/28/2018
Chicago Fire	2	06/13/2018	06/23/2018
Colorado Rapids	2	10/13/2018	
Columbus Crew SC	2	03/03/2018	03/17/2018
Columbus Crew SC	3	05/05/2018	05/27/2018
Columbus Crew SC	2	08/23/2018	09/15/2018
D.C. United	2	05/19/2018	05/26/2018
D.C. United	2	09/08/2018	
FC Dallas	3	05/05/2018	05/30/2018
FC Dallas	2	07/21/2018	07/28/2018
FC Dallas	2	09/23/2018	09/29/2018
Houston Dynamo	2	03/17/2018	04/14/2018
Houston Dynamo	2	05/11/2018	05/20/2018
LA Galaxy	2	03/24/2018	04/14/2018
LA Galaxy	6	05/21/2018	07/26/2018
LA Galaxy	2	10/06/2018	
Los Angeles FC	2	04/13/2018	04/21/2018
Los Angeles FC	2	06/09/2018	07/03/2018
Los Angeles FC	2	08/24/2018	09/01/2018
Montreal Impact	2	07/21/2018	08/11/2018
New England Revolution	3	05/26/2018	06/13/2018
New York City FC	4	03/04/2018	04/15/2018
New York Red Bulls	3	04/28/2018	05/20/2018
New York Red Bulls	4	07/25/2018	08/22/2018
New York Red Bulls	3	09/16/2018	
Orlando City SC	2	04/13/2018	04/29/2018
Philadelphia Union	2	05/12/2018	05/26/2018
Philadelphia Union	2	07/11/2018	07/25/2018
Philadelphia Union	5	08/11/2018	09/29/2018
Portland Timbers	2	03/24/2018	03/31/2018
Portland Timbers	5	05/05/2018	07/15/2018
Real Salt Lake	2	08/18/2018	08/25/2018
San Jose Earthquakes	2	05/12/2018	05/16/2018
Seattle Sounders FC	7	07/04/2018	09/15/2018
Seattle Sounders FC	2	10/17/2018	
Sporting Kansas City	3	03/10/2018	04/08/2018
Sporting Kansas City	3	05/09/2018	06/09/2018
Sporting Kansas City	2	08/04/2018	08/11/2018
Sporting Kansas City	2	10/17/2018	
Toronto FC	2	06/02/2018	06/08/2018
Toronto FC	3	07/21/2018	08/18/2018
Vancouver Whitecaps FC	2	05/19/2018	06/01/2018
Vancouver Whitecaps FC	3	08/04/2018	08/25/2018
Vancouver Whitecaps FC	2	10/06/2018	

Team Road Undefeated Streak Leaders - cont...

Team	#	Start	Stop
Los Angeles FC	2	03/04/2018	03/10/2018
New England Revolution	2	03/31/2018	04/21/2018
New England Revolution	2	09/05/2018	09/15/2018
New York Red Bulls	2	06/09/2018	07/01/2018

Team Road Losing Streak Leaders

Team	#	Start	Stop
Atlanta United	2	09/30/2018	
Chicago Fire	5	07/07/2018	08/18/2018
Chicago Fire	3	09/26/2018	
Colorado Rapids	4	04/21/2018	06/09/2018
Colorado Rapids	4	08/19/2018	09/29/2018
Columbus Crew SC	2	04/07/2018	04/14/2018
Columbus Crew SC	3	06/23/2018	07/14/2018
Columbus Crew SC	3	09/19/2018	
D.C. United	5	03/11/2018	05/12/2018
FC Dallas	2	10/13/2018	
Houston Dynamo	3	05/30/2018	06/23/2018
Houston Dynamo	4	07/28/2018	09/01/2018
Houston Dynamo	2	10/08/2018	10/12/2018
LA Galaxy	2	05/05/2018	05/12/2018
LA Galaxy	4	08/04/2018	09/15/2018
Los Angeles FC	2	03/31/2018	04/07/2018
Los Angeles FC	2	05/19/2018	06/02/2018
Los Angeles FC	2	07/22/2018	08/05/2018
Minnesota United	8	03/24/2018	07/28/2018
Minnesota United	3	08/18/2018	09/12/2018
Minnesota United	2	10/06/2018	
Montreal Impact	2	03/04/2018	03/10/2018
Montreal Impact	6	04/06/2018	06/09/2018
Montreal Impact	2	09/29/2018	
New England Revolution	2	07/18/2018	07/21/2018
New England Revolution	2	08/19/2018	08/25/2018
New England Revolution	3	09/29/2018	
New York City FC	2	04/22/2018	05/05/2018
New York City FC	2	05/25/2018	06/30/2018
New York City FC	2	08/18/2018	09/01/2018
New York City FC	2	09/29/2018	
New York Red Bulls	2	03/17/2018	03/31/2018
Orlando City SC	14	05/18/2018	
Philadelphia Union	4	03/31/2018	05/09/2018
Philadelphia Union	2	06/02/2018	06/30/2018
Real Salt Lake	5	03/30/2018	05/19/2018
Real Salt Lake	3	06/09/2018	07/14/2018
San Jose Earthquakes	2	04/21/2018	04/28/2018
San Jose Earthquakes	2	05/25/2018	06/02/2018
San Jose Earthquakes	2	07/07/2018	07/14/2018
San Jose Earthquakes	5	08/11/2018	
Seattle Sounders FC	3	05/13/2018	06/13/2018
Sporting Kansas City	3	06/30/2018	07/14/2018
Toronto FC	4	03/17/2018	05/12/2018
Toronto FC	4	08/29/2018	
Vancouver Whitecaps FC	3	04/07/2018	05/05/2018
Vancouver Whitecaps FC	3	06/23/2018	07/21/2018

Team Road Losing Streak Leaders - cont...

Team	#	Start	Stop
Portland Timbers	2	03/04/2018	03/10/2018
Portland Timbers	2	08/15/2018	08/18/2018
Portland Timbers	2	09/15/2018	09/22/2018
Toronto FC	2	06/24/2018	07/04/2018

Consecutive Games With Goals

#	Player	Team	Start	Stop	Active
9	Josef Martinez	ATL	6/30/2018	8/24/2018	
5	Zlatan Ibrahimovic	LA	9/15/2018	10/21/2018	
5	Zlatan Ibrahimovic	LA	6/9/2018	7/21/2018	
4	Teal Bunbury	NE	5/26/2018	6/9/2018	
4	Dom Dwyer	ORL	3/31/2018	4/21/2018	
4	Darren Mattocks	DC	5/19/2018	6/13/2018	
4	Felipe Gutierrez	KC	3/10/2018	3/31/2018	
4	Sebastian Giovinco	TOR	7/21/2018	8/12/2018	
4	Maximiliano Urruti	DAL	5/5/2018	5/25/2018	
4	Josef Martinez	ATL	5/30/2018	6/13/2018	
4	Nemanja Nikolic	CHI	6/30/2018	7/21/2018	
4	Ola Kamara	LA	4/28/2018	5/21/2018	
4	Romain Alessandrini	LA	7/26/2018	9/1/2018	
4	Adama Diomande	LFC	6/2/2018	6/30/2018	
3	Raul Ruidiaz	SEA	9/29/2018	10/28/2018	Active
3	Nemanja Nikolic	CHI	8/18/2018	9/16/2018	
3	Danny Hoesen	SJ	5/12/2018	5/19/2018	
3	Diego Rubio	KC	8/18/2018	9/1/2018	
3	Daniel Salloi	KC	10/17/2018	10/28/2018	Active
3	Albert Rusnak	RSL	8/18/2018	9/1/2018	
3	Hector Villalba	ATL	9/15/2018	9/22/2018	
3	Alberth Elis	HOU	5/20/2018	5/30/2018	
3	Victor Rodriguez	SEA	9/29/2018	10/17/2018	
3	Chris Mueller	ORL	4/8/2018	4/21/2018	
3	Latif Blessing	LFC	6/30/2018	7/7/2018	
3	Damir Kreilach	RSL	8/25/2018	9/15/2018	
3	Aleksandar Katai	CHI	6/13/2018	6/30/2018	
3	Mauro Manotas	HOU	10/12/2018	10/28/2018	Active
3	Mauro Manotas	HOU	6/9/2018	7/3/2018	
3	Ignacio Piatti	MTL	6/13/2018	6/30/2018	
3	Alan Gordon	CHI	5/26/2018	6/2/2018	
3	Dom Dwyer	ORL	7/29/2018	8/12/2018	
3	Diego Valeri	POR	3/31/2018	4/14/2018	
3	Bradley Wright-Phillips	NYR	7/14/2018	7/25/2018	
3	Darwin Quintero	MIN	7/14/2018	7/22/2018	
3	David Villa	NYC	9/26/2018	10/28/2018	Active
3	David Villa	NYC	5/13/2018	5/25/2018	
3	Sebastian Blanco	POR	9/22/2018	10/21/2018	
3	Wayne Rooney	DC	9/16/2018	10/7/2018	
2	Phillipe Senderos	HOU	7/3/2018	7/7/2018	
2	Brek Shea	VAN	3/31/2018	4/7/2018	
2	Carlos Vela	LFC	8/24/2018	9/1/2018	
2	Carlos Vela	LFC	5/13/2018	5/19/2018	
2	Carlos Vela	LFC	4/13/2018	4/21/2018	
2	Carlos Vela	LFC	3/10/2018	3/31/2018	
2	Kei Kamara	VAN	9/15/2018	9/23/2018	

Consecutive Games With Goals - cont...

#	Player	Team	Start	Stop	Active
2	Kei Kamara	VAN	7/28/2018	8/11/2018	
2	Kei Kamara	VAN	3/4/2018	3/10/2018	
2	Larrys Mabila	POR	6/24/2018	6/30/2018	
2	Chad Marshall	SEA	8/12/2018	8/18/2018	
2	Teal Bunbury	NE	4/21/2018	4/28/2018	
2	Teal Bunbury	NE	3/31/2018	4/6/2018	
2	Will Bruin	SEA	4/15/2018	4/22/2018	
2	Joao Plata	RSL	7/14/2018	7/21/2018	
2	Joao Plata	RSL	3/3/2018	3/10/2018	
2	Diego Fagundez	NE	7/14/2018	7/18/2018	
2	Diego Fagundez	NE	3/10/2018	3/24/2018	
2	Kevin Ellis	CHI	5/5/2018	5/9/2018	
2	Luis Silva	RSL	7/4/2018	7/7/2018	
2	Luis Silva	RSL	5/30/2018	6/2/2018	
2	Sebastian Blanco	POR	3/24/2018	3/31/2018	
2	Nicolas Lodeiro	SEA	8/4/2018	8/12/2018	
2	Nicolas Lodeiro	SEA	7/15/2018	7/21/2018	
2	Tommy Smith	COL	6/13/2018	6/23/2018	
2	Yoshimar Yotun	ORL	4/29/2018	5/6/2018	
2	Daniel Royer	NYR	7/28/2018	8/5/2018	
2	Daniel Royer	NYR	5/12/2018	5/20/2018	
2	Felipe Gutierrez	KC	9/8/2018	9/15/2018	
2	Chris Wondolowski	SJ	9/29/2018	10/6/2018	
2	Wayne Rooney	DC	10/17/2018	10/21/2018	
2	Darren Mattocks	DC	3/11/2018	3/17/2018	
2	Laurent Ciman	LFC	4/21/2018	4/29/2018	
2	Scott Sutter	ORL	8/24/2018	9/1/2018	
2	Sebastian Giovinco	TOR	9/15/2018	9/29/2018	
2	Bradley Wright-Phillips	NYR	6/13/2018	6/23/2018	
2	Bradley Wright-Phillips	NYR	4/14/2018	4/21/2018	
2	Jonathan Osorio	TOR	7/21/2018	7/28/2018	
2	Jonathan Osorio	TOR	6/8/2018	6/13/2018	
2	Roland Lamah	DAL	3/18/2018	3/24/2018	
2	Federico Higuain	CLB	3/3/2018	3/10/2018	
2	Gyasi Zardes	CLB	8/11/2018	8/19/2018	
2	Gyasi Zardes	CLB	6/2/2018	6/9/2018	
2	Gyasi Zardes	CLB	5/9/2018	5/12/2018	
2	Gyasi Zardes	CLB	3/3/2018	3/10/2018	
2	Kellyn Acosta	DAL-COL	7/28/2018	8/4/2018	
2	Walker Zimmerman	LFC	10/6/2018	10/12/2018	
2	Diego Valeri	POR	8/4/2018	8/11/2018	
2	Diego Valeri	POR	5/26/2018	6/2/2018	
2	Cristian Higuaita	ORL	5/18/2018	5/26/2018	
2	Michael Barrios	DAL	8/18/2018	8/23/2018	
2	Dominique Badji	COL	3/24/2018	3/31/2018	
2	Kemar Lawrence	NYR	6/23/2018	7/1/2018	
2	Cristian Techera	VAN	8/11/2018	8/25/2018	

Consecutive Games With Goals - cont...

#	Player	Team	Start	Stop	Active
2	Cristian Techera	VAN	5/26/2018	6/1/2018	
2	Cristian Techera	VAN	4/27/2018	5/16/2018	
2	Sebastian Lletget	LA	8/11/2018	8/14/2018	
2	Mauro Manotas	HOU	4/14/2018	4/21/2018	
2	Mauro Manotas	HOU	9/1/2018	9/15/2018	
2	Mauro Manotas	HOU	7/21/2018	7/25/2018	
2	Jordan Hamilton	TOR	7/4/2018	7/7/2018	
2	Fanendo Adi	POR	4/14/2018	4/22/2018	
2	Ignacio Piatti	MTL	10/6/2018	10/21/2018	
2	Samuel Armenteros	POR	6/30/2018	7/7/2018	
2	Samuel Armenteros	POR	5/19/2018	5/26/2018	
2	Santiago Mosquera	DAL	8/29/2018	9/1/2018	
2	Kaku	NYR	4/28/2018	5/5/2018	
2	Adama Diomande	LFC	10/6/2018	10/12/2018	
2	Aleksandar Katai	CHI	9/16/2018	9/22/2018	
2	Alberth Elis	HOU	9/1/2018	9/15/2018	
2	Corey Baird	RSL	5/6/2018	5/12/2018	
2	Magnus Eriksson	SJ	8/25/2018	8/29/2018	
2	Magnus Eriksson	SJ	4/7/2018	4/14/2018	
2	Cory Burke	PHI	8/18/2018	8/25/2018	
2	Cristian Penilla	NE	9/22/2018	9/29/2018	
2	Cristian Penilla	NE	6/13/2018	6/30/2018	
2	Johnny Russell	KC	7/7/2018	7/14/2018	
2	Paul Arriola	DC	9/16/2018	9/29/2018	
2	Diego Rossi	LFC	3/4/2018	3/10/2018	
2	Ezequiel Barco	ATL	5/13/2018	5/20/2018	
2	Jo Inge Berget	NYC	6/24/2018	6/30/2018	
2	Anton Tinnerholm	NYC	7/14/2018	7/26/2018	
2	Anton Tinnerholm	NYC	3/11/2018	3/31/2018	
2	Saphir Taider	MTL	7/14/2018	7/21/2018	
2	Ismael Tajouri-Shradi	NYC	3/17/2018	3/24/2018	
2	Jesus Medina	NYC	7/29/2018	8/4/2018	
2	Jesus Medina	NYC	7/11/2018	7/14/2018	
2	Jeisson Vargas	MTL	3/17/2018	3/31/2018	
2	Florian Valot	NYR	4/28/2018	5/5/2018	
2	Alberth Elis	HOU	4/21/2018	4/28/2018	
2	Alberth Elis	HOU	3/10/2018	3/17/2018	
2	Victor Vazquez	TOR	6/13/2018	6/24/2018	
2	Victor Vazquez	TOR	4/28/2018	5/4/2018	
2	Maximiliano Moralez	NYC	3/31/2018	4/11/2018	
2	Jefferson Savarino	RSL	8/25/2018	9/1/2018	
2	Vako Qazaishvili	SJ	8/29/2018	9/1/2018	
2	Vako Qazaishvili	SJ	3/3/2018	3/17/2018	
2	Yamil Asad	DC	6/13/2018	6/30/2018	
2	Nemanja Nikolic	CHI	3/31/2018	4/7/2018	
2	Josef Martinez	ATL	3/11/2018	3/17/2018	
2	Yordy Reyna	VAN	6/1/2018	6/9/2018	

Consecutive Games With Goals - cont...

#	Player	Team	Start	Stop	Active
2	Miguel Almiron	ATL	9/15/2018	9/19/2018	
2	Miguel Almiron	ATL	4/21/2018	4/28/2018	
2	Daniel Salloi	KC	5/5/2018	5/9/2018	
2	Derrick Etienne Jr.	NYR	5/5/2018	5/12/2018	
2	Ola Kamara	LA	10/21/2018	10/28/2018	Active
2	Ola Kamara	LA	9/15/2018	9/23/2018	
2	Ola Kamara	LA	7/21/2018	7/26/2018	
2	Diego Rubio	KC	6/3/2018	6/23/2018	
2	Alphonso Davies	VAN	7/14/2018	7/28/2018	
2	Luciano Acosta	DC	9/16/2018	9/29/2018	
2	Fafa Picault	PHI	8/29/2018	9/1/2018	
2	Fafa Picault	PHI	6/23/2018	6/30/2018	
2	Christian Ramirez	MIN	7/18/2018	7/22/2018	
2	Miguel Ibarra	MIN	6/23/2018	7/4/2018	
2	Danny Hoesen	SJ	9/15/2018	9/19/2018	
2	Danny Hoesen	SJ	6/13/2018	6/23/2018	
2	Jozy Altidore	TOR	9/1/2018	9/15/2018	
2	Giovani dos Santos	LA	4/28/2018	5/5/2018	
2	Roger Espinoza	KC	10/21/2018	10/28/2018	Active
2	Raul Ruidiaz	SEA	9/1/2018	9/15/2018	

Consecutive Games With Assists

#	Player	Team	Start	Stop	Active
4	Zlatan Ibrahimovic	LA	7/21/2018	8/11/2018	
4	Sebastian Giovinco	TOR	3/30/2018	5/9/2018	
4	Nicolas Lodeiro	SEA	9/29/2018	10/28/2018	Active
4	Hector Villalba	ATL	7/21/2018	8/19/2018	
4	Maximiliano Moralez	NYC	6/2/2018	6/30/2018	
4	Kaku	NYR	7/14/2018	7/28/2018	
4	Kaku	NYR	4/28/2018	5/20/2018	
3	Borek Dockal	PHI	8/29/2018	9/15/2018	
3	Alejandro Silva	MTL	7/14/2018	7/28/2018	
3	Cristian Penilla	NE	3/10/2018	3/31/2018	
3	Jefferson Savarino	RSL	8/18/2018	9/1/2018	
3	Kelvin Leerdam	SEA	9/29/2018	10/17/2018	
3	Tomas Martinez	HOU	9/29/2018	10/12/2018	
3	Romell Quioto	HOU	4/21/2018	5/5/2018	
3	Victor Vazquez	TOR	6/2/2018	6/13/2018	
3	Yordy Reyna	VAN	8/18/2018	9/1/2018	
3	Romell Quioto	HOU	6/23/2018	7/7/2018	
3	Luciano Acosta	DC	9/12/2018	9/29/2018	
3	Miguel Almiron	ATL	9/15/2018	9/22/2018	
3	Julian Gressel	ATL	9/15/2018	9/22/2018	
3	Diego Valeri	POR	4/8/2018	4/22/2018	
3	Harrison Afful	CLB	7/21/2018	8/11/2018	
3	Boniek Garcia	HOU	5/11/2018	5/25/2018	
3	Sebastian Giovinco	TOR	6/2/2018	6/13/2018	
3	Diego Fagundez	NE	6/9/2018	6/30/2018	
3	Edgar Castillo	COL	8/4/2018	8/14/2018	
3	Darwin Quintero	MIN	9/15/2018	9/29/2018	
2	Darwin Quintero	MIN	7/22/2018	7/28/2018	
2	Wayne Rooney	DC	9/2/2018	9/8/2018	
2	Bastian Schweinsteiger	CHI	3/10/2018	3/31/2018	
2	Brek Shea	VAN	8/4/2018	8/11/2018	
2	Carlos Vela	LFC	10/12/2018	10/21/2018	
2	Carlos Vela	LFC	5/5/2018	5/9/2018	
2	Carlos Vela	LFC	3/4/2018	3/10/2018	
2	Chris Pontius	LA	6/9/2018	6/30/2018	
2	Graham Zusi	KC	10/6/2018	10/17/2018	
2	Eric Alexander	HOU	3/3/2018	3/10/2018	
2	Steven Beitashour	LFC	3/10/2018	3/31/2018	
2	Will Bruin	SEA	6/13/2018	6/23/2018	
2	Joao Plata	RSL	8/25/2018	9/1/2018	
2	Ashley Cole	LA	10/21/2018	10/28/2018	Active
2	Ashley Cole	LA	9/1/2018	9/15/2018	
2	Ashley Cole	LA	7/7/2018	7/14/2018	
2	Marcel de Jong	VAN	5/16/2018	5/26/2018	
2	Roger Espinoza	KC	3/10/2018	3/17/2018	
2	Benny Feilhaber	LFC	6/23/2018	6/30/2018	

Consecutive Games With Assists - cont...

#	Player	Team	Start	Stop	Active
2	Boniek Garcia	HOU	10/12/2018	10/21/2018	
2	Felipe Martins	VAN	5/11/2018	5/16/2018	
2	Haris Medunjanin	PHI	9/1/2018	9/15/2018	
2	Sebastian Giovinco	TOR	7/28/2018	8/4/2018	
2	Sebastian Giovinco	TOR	7/7/2018	7/14/2018	
2	Zlatan Ibrahimovic	LA	4/28/2018	5/5/2018	
2	Kei Kamara	VAN	8/25/2018	9/1/2018	
2	Sacha Kijestjan	ORL	4/29/2018	5/6/2018	
2	Lee Nguyen	NE	9/29/2018	10/6/2018	
2	Lee Nguyen	NE	6/9/2018	6/23/2018	
2	Darwin Quintero	MIN	10/21/2018	10/28/2018	Active
2	DaMarcus Beasley	HOU	6/23/2018	7/3/2018	
2	Roland Lamah	DAL	4/14/2018	4/21/2018	
2	Sebastian Blanco	POR	10/6/2018	10/21/2018	
2	Zoltan Stieber	DC	6/13/2018	6/30/2018	
2	Zoltan Stieber	DC	4/28/2018	5/12/2018	
2	Jonathan Osorio	TOR	8/4/2018	8/12/2018	
2	Alvas Powell	POR	4/14/2018	4/22/2018	
2	Mauro Diaz	DAL	5/12/2018	5/19/2018	
2	Maximiliano Urruti	DAL	8/29/2018	9/1/2018	
2	Daniel Lovitz	MTL	9/1/2018	9/15/2018	
2	Daniel Lovitz	MTL	3/4/2018	3/10/2018	
2	Ignacio Piatti	MTL	9/15/2018	9/22/2018	
2	Ignacio Piatti	MTL	7/14/2018	7/21/2018	
2	Ignacio Piatti	MTL	3/17/2018	3/31/2018	
2	Saad Abdul-Salaam	NYC	3/17/2018	3/24/2018	
2	Sean Davis	NYR	7/14/2018	7/21/2018	
2	Sean Davis	NYR	6/13/2018	6/23/2018	
2	Sean Davis	NYR	3/10/2018	3/24/2018	
2	Khiry Shelton	KC	3/24/2018	3/31/2018	
2	Cristian Roldan	SEA	9/29/2018	10/8/2018	
2	Michael Barrios	DAL	8/4/2018	8/12/2018	
2	Daniel Salloi	KC	3/10/2018	3/17/2018	
2	Tyler Adams	NYR	8/18/2018	8/22/2018	
2	Emmanuel Boateng	LA	5/21/2018	5/25/2018	
2	Nicolas Lodeiro	SEA	8/12/2018	8/18/2018	
2	Nicolas Lodeiro	SEA	6/30/2018	7/4/2018	
2	Nicolas Lodeiro	SEA	4/15/2018	4/22/2018	
2	Tommy Smith	COL	3/24/2018	3/31/2018	
2	Yoshimar Yotun	ORL	8/4/2018	9/1/2018	
2	Yoshimar Yotun	ORL	3/31/2018	4/8/2018	
2	Jonathan dos Santos	LA	9/1/2018	9/15/2018	
2	Rolf Feltscher	LA	9/29/2018	10/21/2018	
2	Nicolas Hasler	CHI	7/4/2018	7/7/2018	
2	Federico Higuain	CLB	6/2/2018	6/9/2018	
2	Federico Higuain	CLB	4/21/2018	4/28/2018	
2	Kellyn Acosta	DAL-COL	5/25/2018	5/30/2018	

Consecutive Games With Assists - cont...

#	Player	Team	Start	Stop	Active
2	Ryan Hollingshead	DAL	5/30/2018	6/2/2018	
2	Diego Valeri	POR	10/6/2018	10/21/2018	Active
2	Diego Valeri	POR	7/28/2018	8/4/2018	
2	Diego Valeri	POR	6/30/2018	7/7/2018	
2	Julian Gressel	ATL	8/19/2018	8/24/2018	
2	Julian Gressel	ATL	6/30/2018	7/4/2018	
2	Julian Gressel	ATL	3/11/2018	3/17/2018	
2	Albert Rusnak	RSL	7/14/2018	7/21/2018	
2	Miguel Almiron	ATL	7/21/2018	7/28/2018	
2	Miguel Almiron	ATL	7/4/2018	7/7/2018	
2	Miguel Almiron	ATL	4/7/2018	4/15/2018	
2	Miguel Almiron	ATL	3/11/2018	3/17/2018	
2	Luciano Acosta	DC	7/28/2018	8/4/2018	
2	Luciano Acosta	DC	4/14/2018	4/28/2018	
2	Diego Rubio	KC	7/7/2018	7/28/2018	
2	Tony Rocha	ORL	7/29/2018	8/4/2018	
2	Romain Alessandrini	LA	7/14/2018	7/21/2018	
2	Marco Urena	LFC	4/13/2018	4/21/2018	
2	Marco Urena	LFC	3/10/2018	3/31/2018	
2	Miguel Ibarra	MIN	6/23/2018	7/4/2018	
2	Miguel Ibarra	MIN	3/10/2018	3/17/2018	
2	Danny Hoesen	SJ	4/7/2018	4/14/2018	
2	Francisco Calvo	MIN	7/4/2018	7/14/2018	
2	Romell Quioto	HOU	5/25/2018	5/30/2018	
2	Yordy Reyna	VAN	5/26/2018	6/1/2018	
2	Hector Villalba	ATL	6/30/2018	7/4/2018	
2	Yamil Asad	DC	9/16/2018	9/29/2018	
2	Yamil Asad	DC	8/12/2018	8/15/2018	
2	Jeremy Ebobisse	POR	10/6/2018	10/21/2018	
2	Maximiliano Moralez	NYC	9/26/2018	10/28/2018	Active
2	Alberth Elis	HOU	7/3/2018	7/7/2018	
2	Maximiliano Moralez	NYC	3/31/2018	4/11/2018	
2	Michael Amir Murillo	NYR	5/12/2018	5/20/2018	
2	Brandt Bronico	CHI	6/13/2018	6/23/2018	
2	Brandt Bronico	CHI	5/30/2018	6/2/2018	
2	Pedro Santos	CLB	4/21/2018	4/28/2018	
2	Paul Arriola	DC	6/13/2018	7/4/2018	
2	Paul Arriola	DC	5/19/2018	5/26/2018	
2	Diego Rossi	LFC	9/1/2018	9/15/2018	
2	Diego Rossi	LFC	5/5/2018	5/9/2018	
2	Diego Rossi	LFC	3/10/2018	3/31/2018	
2	Jack Price	COL	3/24/2018	3/31/2018	
2	Jo Inge Berget	NYC	7/29/2018	8/4/2018	
2	Anton Tinnerholm	NYC	8/4/2018	8/12/2018	
2	Gabriel Soti	NE	3/31/2018	4/6/2018	
2	Saphir Taider	MTL	8/25/2018	9/1/2018	
2	Saphir Taider	MTL	6/13/2018	6/23/2018	

Consecutive Games With Assists - cont...

#	Player	Team	Start	Stop	Active
2	Jesus Medina	NYC	3/17/2018	3/24/2018	
2	Florian Valot	NYR	3/31/2018	4/14/2018	
2	Chris Mueller	ORL	5/18/2018	5/26/2018	
2	Josue Colman	ORL	5/18/2018	5/26/2018	
2	Magnus Eriksson	SJ	3/17/2018	3/31/2018	
2	Milton Valenzuela	CLB	9/19/2018	9/22/2018	
2	Marc Rzatkowski	NYR	9/30/2018	10/6/2018	
2	Johnny Russell	KC	3/10/2018	3/17/2018	
2	Damir Kreilach	RSL	7/4/2018	7/7/2018	
2	Damir Kreilach	RSL	5/6/2018	5/12/2018	
2	Santiago Mosquera	DAL	5/19/2018	5/25/2018	
2	Auro	TOR	6/24/2018	8/4/2018	
2	Alejandro Silva	MTL	4/28/2018	5/5/2018	
2	Borek Dockal	PHI	8/11/2018	8/18/2018	
2	Borek Dockal	PHI	7/21/2018	7/25/2018	
2	Borek Dockal	PHI	5/12/2018	5/19/2018	

Consecutive Games With Goal/Assist

#	Player	Team	Start	Stop	Active
12	Sebastian Giovinco	TOR	7/4/2018	9/29/2018	
9	Josef Martinez	ATL	6/30/2018	8/24/2018	
8	Diego Rubio	KC	7/7/2018	9/15/2018	
8	Zlatan Ibrahimovic	LA	6/9/2018	8/11/2018	
8	Aleksandar Katai	CHI	5/20/2018	6/30/2018	
7	Zlatan Ibrahimovic	LA	8/24/2018	10/21/2018	
7	Chris Pontius	LA	5/30/2018	7/14/2018	
7	Michael Barrios	DAL	7/28/2018	9/1/2018	
7	Romain Alessandrini	LA	7/7/2018	9/1/2018	
6	Maximiliano Moralez	NYC	6/2/2018	7/11/2018	
6	Sacha Kljestan	ORL	3/31/2018	5/6/2018	
6	Darwin Quintero	MIN	7/14/2018	8/11/2018	
6	Bradley Wright-Phillips	NYR	4/14/2018	5/20/2018	
6	Maximiliano Urruti	DAL	4/21/2018	5/25/2018	
6	Adama Diomande	LFC	6/2/2018	7/7/2018	
5	Diego Valeri	POR	3/31/2018	5/5/2018	
5	Sebastian Giovinco	TOR	3/30/2018	5/12/2018	
5	Zoltan Stieber	DC	6/13/2018	7/21/2018	
5	Daniel Royer	NYR	7/28/2018	8/22/2018	
5	Magnus Eriksson	SJ	3/17/2018	4/21/2018	
5	Miguel Almiron	ATL	4/7/2018	5/5/2018	
5	Luciano Acosta	DC	7/28/2018	8/19/2018	
4	Nemanja Nikolic	CHI	6/30/2018	7/21/2018	
4	Ola Kamara	LA	4/28/2018	5/21/2018	
4	Josef Martinez	ATL	5/30/2018	6/13/2018	
4	Danny Hoesen	SJ	6/2/2018	6/23/2018	
4	Ismael Tajouri-Shradi	NYC	3/17/2018	4/11/2018	
4	Paul Arriola	DC	6/13/2018	7/21/2018	
4	Paul Arriola	DC	4/14/2018	5/26/2018	
4	Victor Vazquez	TOR	6/2/2018	6/24/2018	
4	Hector Villalba	ATL	7/21/2018	8/19/2018	
4	Alberth Elis	HOU	5/11/2018	5/30/2018	
4	Felipe Gutierrez	KC	3/10/2018	3/31/2018	
4	Sebastian Blanco	POR	9/19/2018	10/21/2018	
4	Nicolas Lodeiro	SEA	9/29/2018	10/28/2018	Active
4	Nicolas Lodeiro	SEA	7/29/2018	8/18/2018	
4	Jonathan Osorio	TOR	7/21/2018	8/12/2018	
4	Diego Valeri	POR	7/21/2018	8/11/2018	
4	Bradley Wright-Phillips	NYR	8/5/2018	8/22/2018	
4	Ignacio Piatti	MTL	6/13/2018	7/7/2018	
4	Ignacio Piatti	MTL	3/4/2018	3/31/2018	
4	Carlos Vela	LFC	5/5/2018	5/19/2018	
4	Kei Kamara	VAN	8/25/2018	9/23/2018	
4	Diego Fagundez	NE	10/6/2018	10/28/2018	Active
4	Teal Bunbury	NE	5/26/2018	6/9/2018	
4	Dom Dwyer	ORL	3/31/2018	4/21/2018	

Consecutive Games With Goal/Assist - cont...

#	Player	Team	Start	Stop	Active
4	Darren Mattocks	DC	5/19/2018	6/13/2018	
4	Diego Fagundez	NE	6/2/2018	6/30/2018	
4	Darwin Quintero	MIN	9/15/2018	10/6/2018	
4	Johnny Russell	KC	9/30/2018	10/21/2018	
4	Kaku	NYR	7/14/2018	7/28/2018	
4	Kaku	NYR	4/28/2018	5/20/2018	
3	Damir Kreilach	RSL	5/6/2018	5/19/2018	
3	Samuel Armenteros	POR	5/13/2018	5/26/2018	
3	Borek Dockal	PHI	8/29/2018	9/15/2018	
3	Alejandro Silva	MTL	8/25/2018	9/15/2018	
3	Alejandro Silva	MTL	7/14/2018	7/28/2018	
3	Alejandro Silva	MTL	6/23/2018	7/7/2018	
3	Tomas Martinez	HOU	9/29/2018	10/12/2018	
3	Cristian Penilla	NE	3/10/2018	3/31/2018	
3	Mark-Anthony Kaye	LFC	6/30/2018	7/7/2018	
3	Johnny Russell	KC	7/4/2018	7/14/2018	
3	Damir Kreilach	RSL	8/25/2018	9/15/2018	
3	Raul Ruidiaz	SEA	9/29/2018	10/28/2018	Active
3	Hector Villalba	ATL	9/15/2018	9/22/2018	
3	Dom Dwyer	ORL	7/29/2018	8/12/2018	
3	Kevin Ellis	CHI	4/28/2018	5/9/2018	
3	Sebastian Giovinco	TOR	6/2/2018	6/13/2018	
3	Joao Plata	RSL	6/30/2018	7/21/2018	
3	Boniek Garcia	HOU	5/11/2018	5/25/2018	
3	Alan Gordon	CHI	5/26/2018	6/2/2018	
3	Harrison Afful	CLB	7/21/2018	8/11/2018	
3	Carlos Vela	LFC	10/12/2018	10/28/2018	Active
3	Carlos Vela	LFC	3/4/2018	3/31/2018	
3	David Villa	NYC	9/26/2018	10/28/2018	Active
3	David Villa	NYC	5/13/2018	5/25/2018	
3	Darwin Quintero	MIN	4/14/2018	4/28/2018	
3	Wayne Rooney	DC	9/16/2018	10/7/2018	
3	Sebastian Saucedo	RSL	5/19/2018	5/30/2018	
3	Bradley Wright-Phillips	NYR	7/14/2018	7/25/2018	
3	Jonathan Osorio	TOR	4/28/2018	5/9/2018	
3	Kellyn Acosta	DAL-COL	7/28/2018	8/11/2018	
3	Zoltan Stieber	DC	4/28/2018	5/19/2018	
3	Yoshimar Yotun	ORL	4/21/2018	5/6/2018	
3	Alberth Elis	HOU	4/14/2018	4/28/2018	
3	Alberth Elis	HOU	3/3/2018	3/17/2018	
3	Latif Blessing	LFC	6/30/2018	7/7/2018	
3	Jonathan Lewis	NYC	7/8/2018	7/14/2018	
3	Romell Quioto	HOU	9/29/2018	10/28/2018	Active
3	Romell Quioto	HOU	6/23/2018	7/7/2018	
3	Romell Quioto	HOU	5/20/2018	5/30/2018	
3	Romell Quioto	HOU	4/21/2018	5/5/2018	
3	Hector Villalba	ATL	6/30/2018	7/7/2018	

Consecutive Games With Goal/Assist - cont...

#	Player	Team	Start	Stop	Active
3	Yamil Asad	DC	8/4/2018	8/15/2018	
3	Julian Gressel	ATL	6/24/2018	7/4/2018	
3	Albert Rusnak	RSL	8/18/2018	9/1/2018	
3	Albert Rusnak	RSL	7/7/2018	7/21/2018	
3	Victor Vazquez	TOR	4/28/2018	5/9/2018	
3	Jefferson Savarino	RSL	8/18/2018	9/1/2018	
3	Kelvin Leerdam	SEA	9/29/2018	10/17/2018	
3	Tomas Martinez	HOU	5/11/2018	5/25/2018	
3	Victor Rodriguez	SEA	9/29/2018	10/17/2018	
3	Saphir Taider	MTL	8/25/2018	9/15/2018	
3	Diego Rossi	LFC	3/4/2018	3/31/2018	
3	Chris Mueller	ORL	4/8/2018	4/21/2018	
3	Danny Hoesen	SJ	5/12/2018	5/19/2018	
3	Josef Martinez	ATL	4/21/2018	5/5/2018	
3	Yordy Reyna	VAN	8/18/2018	9/1/2018	
3	Yordy Reyna	VAN	5/26/2018	6/9/2018	
3	Miguel Almiron	ATL	9/15/2018	9/22/2018	
3	Julian Gressel	ATL	9/15/2018	9/22/2018	
3	Alphonso Davies	VAN	7/7/2018	7/28/2018	
3	Nemanja Nikolic	CHI	8/18/2018	9/16/2018	
3	Miguel Almiron	ATL	6/30/2018	7/7/2018	
3	Luciano Acosta	DC	9/12/2018	9/29/2018	
3	Bradley Wright-Phillips	NYR	9/16/2018	10/6/2018	
3	Ola Kamara	LA	7/21/2018	7/29/2018	
3	Mauro Manotas	HOU	10/12/2018	10/28/2018	Active
3	Emmanuel Boateng	LA	5/12/2018	5/25/2018	
3	Ignacio Piatti	MTL	9/1/2018	9/22/2018	
3	Ignacio Piatti	MTL	7/14/2018	7/28/2018	
3	Dominique Badji	COL	3/24/2018	4/7/2018	
3	Mauro Manotas	HOU	6/9/2018	7/3/2018	
3	Daniel Salloi	KC	10/17/2018	10/28/2018	Active
3	Edgar Castillo	COL	8/4/2018	8/14/2018	
2	Ashley Cole	LA	10/21/2018	10/28/2018	Active
2	Ashley Cole	LA	9/1/2018	9/15/2018	
2	Ashley Cole	LA	7/7/2018	7/14/2018	
2	Marcel de Jong	VAN	5/16/2018	5/26/2018	
2	Giovani dos Santos	LA	4/28/2018	5/5/2018	
2	Roger Espinoza	KC	10/21/2018	10/28/2018	Active
2	Roger Espinoza	KC	7/4/2018	7/14/2018	
2	Roger Espinoza	KC	3/10/2018	3/17/2018	
2	Benny Feilhaber	LFC	6/23/2018	6/30/2018	
2	Boniek Garcia	HOU	10/12/2018	10/21/2018	
2	Daniel Salloi	KC	5/5/2018	5/9/2018	
2	Daniel Salloi	KC	3/10/2018	3/17/2018	
2	Derrick Etienne Jr.	NYR	5/5/2018	5/12/2018	
2	Tyler Adams	NYR	8/18/2018	8/22/2018	
2	Mauro Manotas	HOU	4/14/2018	4/21/2018	

Consecutive Games With Goal/Assist - cont...

#	Player	Team	Start	Stop	Active
2	Lucas Melano	POR	10/6/2018	10/21/2018	
2	Alex Muyl	NYR	9/30/2018	10/6/2018	
2	Kemar Lawrence	NYR	6/23/2018	7/1/2018	
2	Cristian Techera	VAN	8/11/2018	8/25/2018	
2	Cristian Techera	VAN	5/26/2018	6/1/2018	
2	Cristian Techera	VAN	4/27/2018	5/16/2018	
2	Sebastian Lletget	LA	8/11/2018	8/14/2018	
2	Dominique Badji	COL	7/4/2018	7/7/2018	
2	Ola Kamara	LA	10/21/2018	10/28/2018	Active
2	Ola Kamara	LA	9/15/2018	9/23/2018	
2	Mauro Manotas	HOU	9/1/2018	9/15/2018	
2	Mauro Manotas	HOU	7/21/2018	7/25/2018	
2	Nemanja Nikolic	CHI	3/31/2018	4/7/2018	
2	Florian Jungwirth	SJ	4/21/2018	4/28/2018	
2	Romain Alessandrini	LA	10/21/2018	10/28/2018	Active
2	Romain Alessandrini	LA	9/23/2018	9/29/2018	
2	Luciano Acosta	DC	4/14/2018	4/28/2018	
2	Luciano Acosta	DC	3/17/2018	3/24/2018	
2	Diego Rubio	KC	6/3/2018	6/23/2018	
2	Matteo Mancosu	MTL	7/14/2018	7/21/2018	
2	Tony Rocha	ORL	7/29/2018	8/4/2018	
2	Ibson	MIN	7/22/2018	7/28/2018	
2	Julian Gressel	ATL	8/19/2018	8/24/2018	
2	Miguel Almiron	ATL	3/11/2018	3/17/2018	
2	Miguel Almiron	ATL	7/21/2018	7/28/2018	
2	Josef Martinez	ATL	3/11/2018	3/17/2018	
2	Yordy Reyna	VAN	10/6/2018	10/21/2018	
2	Danny Hoesen	SJ	4/7/2018	4/14/2018	
2	Fafa Picault	PHI	9/19/2018	9/23/2018	
2	Fafa Picault	PHI	8/29/2018	9/1/2018	
2	Fafa Picault	PHI	6/23/2018	6/30/2018	
2	Christian Ramirez	MIN	7/18/2018	7/22/2018	
2	Francisco Calvo	MIN	7/4/2018	7/14/2018	
2	Josef Martinez	ATL	10/21/2018	10/28/2018	Active
2	Josef Martinez	ATL	9/15/2018	9/19/2018	
2	Marco Urena	LFC	4/13/2018	4/21/2018	
2	Marco Urena	LFC	3/10/2018	3/31/2018	
2	Miguel Ibarra	MIN	6/23/2018	7/4/2018	
2	Miguel Ibarra	MIN	4/28/2018	5/5/2018	
2	Miguel Ibarra	MIN	3/10/2018	3/17/2018	
2	Ilie Sanchez	KC	4/15/2018	4/20/2018	
2	Danny Hoesen	SJ	9/15/2018	9/19/2018	
2	Josue Colman	ORL	5/18/2018	5/26/2018	
2	Corey Baird	RSL	5/6/2018	5/12/2018	
2	Corey Baird	RSL	3/30/2018	4/7/2018	
2	Magnus Eriksson	SJ	8/25/2018	8/29/2018	
2	Cory Burke	PHI	8/18/2018	8/25/2018	

Consecutive Games With Goal/Assist - cont...

#	Player	Team	Start	Stop	Active
2	Handwalla Bwana	SEA	10/8/2018	10/17/2018	
2	Cristian Penilla	NE	9/22/2018	9/29/2018	
2	Cristian Penilla	NE	8/4/2018	8/11/2018	
2	Cristian Penilla	NE	6/13/2018	6/30/2018	
2	Jesus Medina	NYC	7/29/2018	8/4/2018	
2	Jesus Medina	NYC	7/11/2018	7/14/2018	
2	Jesus Medina	NYC	3/17/2018	3/24/2018	
2	Jeisson Vargas	MTL	3/17/2018	3/31/2018	
2	Florian Valot	NYR	4/28/2018	5/5/2018	
2	Florian Valot	NYR	3/31/2018	4/14/2018	
2	Chris Mueller	ORL	5/18/2018	5/26/2018	
2	Jack Price	COL	3/24/2018	3/31/2018	
2	Ezequiel Barco	ATL	5/13/2018	5/20/2018	
2	Jo Inge Berget	NYC	7/29/2018	8/4/2018	
2	Jo Inge Berget	NYC	6/24/2018	6/30/2018	
2	Anton Tinnerholm	NYC	8/4/2018	8/12/2018	
2	Anton Tinnerholm	NYC	7/14/2018	7/26/2018	
2	Anton Tinnerholm	NYC	3/11/2018	3/31/2018	
2	Gabriel Somi	NE	3/31/2018	4/6/2018	
2	Saphir Taider	MTL	7/14/2018	7/21/2018	
2	Saphir Taider	MTL	6/13/2018	6/23/2018	
2	Ismael Tajouri-Shradi	NYC	8/4/2018	8/12/2018	
2	Diego Rossi	LFC	10/12/2018	10/21/2018	
2	Diego Rossi	LFC	9/1/2018	9/15/2018	
2	Diego Rossi	LFC	5/5/2018	5/9/2018	
2	Victor Rodriguez	SEA	6/30/2018	7/4/2018	
2	Pedro Santos	CLB	4/21/2018	4/28/2018	
2	Paul Arriola	DC	9/16/2018	9/29/2018	
2	Sam Nicholson	MIN	8/4/2018	8/11/2018	
2	Vako Qazaishvili	SJ	8/29/2018	9/1/2018	
2	Vako Qazaishvili	SJ	6/2/2018	6/9/2018	
2	Vako Qazaishvili	SJ	3/3/2018	3/17/2018	
2	Jefferson Savarino	RSL	7/4/2018	7/7/2018	
2	Jefferson Savarino	RSL	3/30/2018	4/7/2018	
2	Maximiliano Moralez	NYC	9/26/2018	10/28/2018	Active
2	Maximiliano Moralez	NYC	3/31/2018	4/11/2018	
2	Michael Amir Murillo	NYR	5/12/2018	5/20/2018	
2	Brandt Bronico	CHI	6/13/2018	6/23/2018	
2	Brandt Bronico	CHI	5/30/2018	6/2/2018	
2	Jefferson Savarino	RSL	9/30/2018	10/6/2018	
2	Albert Rusnak	RSL	6/23/2018	6/30/2018	
2	Julian Gressel	ATL	3/11/2018	3/17/2018	
2	Bismark Adjei-Boateng	COL	8/4/2018	8/11/2018	
2	Yamil Asad	DC	6/13/2018	6/30/2018	
2	Yamil Asad	DC	3/17/2018	3/24/2018	
2	Yamil Asad	DC	9/16/2018	9/29/2018	
2	Alberth Elis	HOU	9/1/2018	9/15/2018	

Consecutive Games With Goal/Assist - cont...

#	Player	Team	Start	Stop	Active
2	Alberth Elis	HOU	7/3/2018	7/7/2018	
2	Jeremy Ebobisse	POR	10/6/2018	10/21/2018	
2	Yoshimar Yotun	ORL	3/31/2018	4/8/2018	
2	Jonathan dos Santos	LA	9/1/2018	9/15/2018	
2	Jonathan dos Santos	LA	3/4/2018	3/11/2018	
2	Daniel Royer	NYR	5/12/2018	5/20/2018	
2	Kevin Molino	MIN	3/3/2018	3/10/2018	Active
2	Rolf Feltscher	LA	9/29/2018	10/21/2018	
2	Felipe Gutierrez	KC	9/8/2018	9/15/2018	
2	Nicolas Hasler	CHI	7/4/2018	7/7/2018	
2	Federico Higuain	CLB	10/21/2018	10/28/2018	Active
2	Federico Higuain	CLB	6/2/2018	6/9/2018	
2	Federico Higuain	CLB	5/12/2018	5/19/2018	
2	Federico Higuain	CLB	4/21/2018	4/28/2018	
2	Federico Higuain	CLB	3/3/2018	3/10/2018	
2	Gyasi Zardes	CLB	8/11/2018	8/19/2018	
2	Gyasi Zardes	CLB	6/2/2018	6/9/2018	
2	Gyasi Zardes	CLB	5/9/2018	5/12/2018	
2	Gyasi Zardes	CLB	3/3/2018	3/10/2018	
2	Sebastian Blanco	POR	3/24/2018	3/31/2018	
2	Jukka Raitala	MTL	8/11/2018	9/1/2018	
2	Roland Lamah	DAL	7/28/2018	8/4/2018	
2	Roland Lamah	DAL	5/12/2018	5/19/2018	
2	Roland Lamah	DAL	4/14/2018	4/21/2018	
2	Roland Lamah	DAL	3/18/2018	3/24/2018	
2	Nicolas Lodeiro	SEA	7/15/2018	7/21/2018	
2	Nicolas Lodeiro	SEA	6/30/2018	7/4/2018	
2	Nicolas Lodeiro	SEA	4/15/2018	4/22/2018	
2	David Guzman	POR	8/29/2018	9/1/2018	
2	Tommy Smith	COL	6/13/2018	6/23/2018	
2	Tommy Smith	COL	3/24/2018	3/31/2018	
2	Yoshimar Yotun	ORL	8/4/2018	9/1/2018	
2	Kellyn Acosta	DAL-COL	5/25/2018	5/30/2018	
2	Ryan Hollingshead	DAL	5/30/2018	6/2/2018	
2	Walker Zimmerman	LFC	10/6/2018	10/12/2018	
2	Diego Valeri	POR	10/6/2018	10/21/2018	Active
2	Diego Valeri	POR	6/30/2018	7/7/2018	
2	Diego Valeri	POR	5/26/2018	6/2/2018	
2	Jonathan Osorio	TOR	6/8/2018	6/13/2018	
2	Alvas Powell	POR	4/14/2018	4/22/2018	
2	Mauro Diaz	DAL	5/12/2018	5/19/2018	
2	Mauro Diaz	DAL	4/7/2018	4/21/2018	
2	Bradley Wright-Phillips	NYR	6/13/2018	6/23/2018	
2	Jimmy Medranda	KC	4/15/2018	4/20/2018	
2	Maximiliano Urruti	DAL	8/29/2018	9/1/2018	
2	Kendall Waston	VAN	8/11/2018	8/18/2018	
2	Saad Abdul-Salaam	NYC	3/17/2018	3/24/2018	

Consecutive Games With Goal/Assist - cont...

#	Player	Team	Start	Stop	Active
2	Sean Davis	NYR	7/14/2018	7/21/2018	
2	Sean Davis	NYR	6/13/2018	6/23/2018	
2	Sean Davis	NYR	3/10/2018	3/24/2018	
2	Tim Parker	NYR	9/30/2018	10/6/2018	
2	Khiry Shelton	KC	3/24/2018	3/31/2018	
2	Cristian Higuita	ORL	5/18/2018	5/26/2018	
2	Cristian Roldan	SEA	9/29/2018	10/8/2018	
2	Cristian Roldan	SEA	7/25/2018	7/29/2018	
2	Cristian Roldan	SEA	4/15/2018	4/22/2018	
2	Harry Shipp	SEA	6/13/2018	6/23/2018	
2	Jordan Hamilton	TOR	7/4/2018	7/7/2018	
2	Nicolas Mezquida	VAN	9/1/2018	9/15/2018	
2	Daniel Lovitz	MTL	9/1/2018	9/15/2018	
2	Daniel Lovitz	MTL	3/4/2018	3/10/2018	
2	Aaron Long	NYR	6/23/2018	7/1/2018	
2	Fanendo Adi	POR	4/14/2018	4/22/2018	
2	Ignacio Piatti	MTL	10/6/2018	10/21/2018	
2	Wayne Rooney	DC	9/2/2018	9/8/2018	
2	Wayne Rooney	DC	8/12/2018	8/15/2018	
2	Bastian Schweinsteiger	CHI	3/10/2018	3/31/2018	
2	Phillipe Senderos	HOU	7/3/2018	7/7/2018	
2	Brek Shea	VAN	8/4/2018	8/11/2018	
2	Brek Shea	VAN	3/31/2018	4/7/2018	
2	Wayne Rooney	DC	10/17/2018	10/21/2018	
2	Zlatan Ibrahimovic	LA	4/28/2018	5/5/2018	
2	Kei Kamara	VAN	10/6/2018	10/17/2018	
2	David Villa	NYC	3/4/2018	3/11/2018	
2	Chris Wondolowski	SJ	9/29/2018	10/6/2018	
2	Chris Wondolowski	SJ	6/2/2018	6/9/2018	
2	Chris Wondolowski	SJ	3/3/2018	3/17/2018	
2	Carlos Vela	LFC	8/24/2018	9/1/2018	
2	Carlos Vela	LFC	7/26/2018	8/5/2018	
2	Carlos Vela	LFC	4/13/2018	4/21/2018	
2	Jozy Altidore	TOR	9/1/2018	9/15/2018	
2	Jozy Altidore	TOR	7/28/2018	8/4/2018	
2	DaMarcus Beasley	HOU	6/23/2018	7/3/2018	
2	Kei Kamara	VAN	7/28/2018	8/11/2018	
2	Kei Kamara	VAN	3/31/2018	4/7/2018	
2	Kei Kamara	VAN	3/4/2018	3/10/2018	
2	Larrys Mabilala	POR	6/24/2018	6/30/2018	
2	Larrys Mabilala	POR	4/14/2018	4/22/2018	
2	Chad Marshall	SEA	8/12/2018	8/18/2018	
2	Lee Nguyen	NE	9/29/2018	10/6/2018	
2	Lee Nguyen	NE	6/9/2018	6/23/2018	
2	Darwin Quintero	MIN	10/21/2018	10/28/2018	Active
2	Joao Plata	RSL	3/3/2018	3/10/2018	
2	Diego Fagundez	NE	7/14/2018	7/18/2018	

Consecutive Games With Goal/Assist - cont...

#	Player	Team	Start	Stop	Active
2	Graham Zusi	KC	10/6/2018	10/17/2018	
2	Graham Zusi	KC	4/15/2018	4/20/2018	
2	Teal Bunbury	NE	8/4/2018	8/11/2018	
2	Teal Bunbury	NE	4/21/2018	4/28/2018	
2	Teal Bunbury	NE	3/31/2018	4/6/2018	
2	Eric Alexander	HOU	3/3/2018	3/10/2018	
2	Steven Beitashour	LFC	3/10/2018	3/31/2018	
2	Justin Morrow	TOR	7/4/2018	7/7/2018	
2	Will Bruin	SEA	7/29/2018	8/4/2018	
2	Will Bruin	SEA	6/13/2018	6/23/2018	
2	Will Bruin	SEA	4/15/2018	4/22/2018	
2	Joao Plata	RSL	8/25/2018	9/1/2018	
2	Joao Plata	RSL	8/4/2018	8/11/2018	
2	Ethan Finlay	MIN	3/10/2018	3/17/2018	
2	Darren Mattocks	DC	3/11/2018	3/17/2018	
2	Haris Medunjanin	PHI	9/1/2018	9/15/2018	
2	Laurent Ciman	LFC	4/21/2018	4/29/2018	
2	Scott Sutter	ORL	8/24/2018	9/1/2018	
2	Felipe Martins	VAN	5/11/2018	5/16/2018	
2	Luis Silva	RSL	7/4/2018	7/7/2018	
2	Luis Silva	RSL	5/30/2018	6/2/2018	
2	Diego Fagundez	NE	3/10/2018	3/24/2018	
2	Jack McBean	COL	7/21/2018	7/28/2018	
2	Raul Ruidiaz	SEA	9/1/2018	9/15/2018	
2	Lucas Janson	TOR	8/18/2018	8/25/2018	
2	Angelo Rodriguez	MIN	9/29/2018	10/6/2018	
2	Damir Kreilach	RSL	7/4/2018	7/7/2018	
2	Johnny Russell	KC	3/10/2018	3/17/2018	
2	Mark-Anthony Kaye	LFC	5/9/2018	5/13/2018	
2	Samuel Armenteros	POR	6/30/2018	7/7/2018	
2	Milton Valenzuela	CLB	9/19/2018	9/22/2018	
2	Marc Rzatkowski	NYR	9/30/2018	10/6/2018	
2	Marc Rzatkowski	NYR	7/14/2018	7/21/2018	
2	Tomas Martinez	HOU	6/9/2018	6/23/2018	
2	Johnny Russell	KC	8/18/2018	8/25/2018	
2	Alejandro Silva	MTL	4/28/2018	5/5/2018	
2	Adama Diomande	LFC	10/6/2018	10/12/2018	
2	Borek Dockal	PHI	8/11/2018	8/18/2018	
2	Borek Dockal	PHI	7/21/2018	7/25/2018	
2	Borek Dockal	PHI	5/12/2018	5/19/2018	
2	Alejandro Silva	MTL	10/6/2018	10/21/2018	
2	Santiago Mosquera	DAL	8/29/2018	9/1/2018	
2	Santiago Mosquera	DAL	5/19/2018	5/25/2018	
2	Santiago Mosquera	DAL	4/29/2018	5/5/2018	
2	Auro	TOR	6/24/2018	8/4/2018	
2	Aleksandar Katai	CHI	9/29/2018	10/7/2018	
2	Aleksandar Katai	CHI	9/16/2018	9/22/2018	

Penalty Kick Summary

Date	TM	OPP	Shooter	Keeper	RES	MN
03/03/2018	ATL	0 at HOU	4 Miguel Almiron	Chris Seitz	LP	49
03/03/2018	DC	1 at ORL	1 Darren Mattocks	Joseph Bendik	S	20
03/10/2018	CLB	3 vs MTL	2 Federico Higuain	Evan Bush	G	12
03/10/2018	CLB	3 vs MTL	2 Gyasi Zardes	Evan Bush	G	94+
03/10/2018	VAN	2 at HOU	1 Kei Kamara	Chris Seitz	G	28
03/10/2018	COL	1 at NE	2 Jack Price	Matt Turner	S	54
03/10/2018	ORL	1 vs MIN	2 Yoshimar Yotun	Matt Lampson	G	42
03/10/2018	RSL	1 vs LFC	5 Joao Plata	Tyler Miller	S	20
03/17/2018	ATL	4 vs VAN	1 Josef Martinez	Stefan Marinovic	G	15
03/17/2018	KC	3 vs SJ	2 Ilie Sanchez	Andrew Tarbell	G	25
03/17/2018	RSL	1 vs NYR	0 Albert Rusnak	Luis Robles	G	4
03/30/2018	TOR	3 vs RSL	1 Sebastian Giovinco	Nick Rimando	S	15
03/30/2018	TOR	3 vs RSL	1 Jozy Altidore	Nick Rimando	G	23
04/06/2018	NE	4 vs MTL	0 Diego Fagundez	Evan Bush	S	36
04/07/2018	ATL	5 vs LFC	0 Miguel Almiron	Tyler Miller	G	88
04/07/2018	ATL	5 vs LFC	0 Miguel Almiron	Tyler Miller	G	92+
04/08/2018	POR	2 at ORL	3 Diego Valeri	Joseph Bendik	G	20
04/08/2018	ORL	3 vs POR	2 Sacha Kljestan	Jake Gleeson	G	82
04/11/2018	NYC	4 vs RSL	0 Maximiliano Moralez	Nick Rimando	G	30
04/14/2018	COL	2 vs TOR	0 Shkelzen Gashi	Clint Irwin	G	78
04/15/2018	NYC	2 at ATL	2 David Villa	Brad Guzan	G	38
04/15/2018	KC	2 vs SEA	2 Ilie Sanchez	Stefan Frei	G	34
04/20/2018	KC	6 vs VAN	0 Ilie Sanchez	Stefan Marinovic	S	51+
04/21/2018	DAL	2 vs PHI	0 Mauro Diaz	Andre Blake	G	64
04/21/2018	TOR	1 at HOU	5 Ager Akebe	Joe Willis	S	91+
04/21/2018	ATL	2 at LA	0 Josef Martinez	David Bingham	LP	20
04/21/2018	ATL	2 at LA	0 Miguel Almiron	David Bingham	G	94+
04/21/2018	MTL	3 vs LFC	5 Ignacio Piatti	Tyler Miller	G	16
04/21/2018	LFC	5 at MTL	3 Marco Urena	Evan Bush	S	33
04/21/2018	LFC	5 at MTL	3 Carlos Vela	Evan Bush	G	83
04/21/2018	ORL	3 vs SJ	2 Justin Meram	Andrew Tarbell	S	86
04/21/2018	CHI	2 at NYR	1 Nemanja Nikolic	Luis Robles	G	69
04/21/2018	RSL	3 vs COL	0 Joao Plata	Zac MacMath	G	82
04/27/2018	VAN	2 vs RSL	0 Cristian Techera	Nick Rimando	G	75
04/28/2018	ATL	4 vs MTL	1 Miguel Almiron	Evan Bush	G	70
04/28/2018	NYR	3 at LA	2 Kaku	David Bingham	G	84
04/28/2018	MIN	2 vs HOU	1 Darwin Quintero	Joe Willis	G	40
04/28/2018	CHI	2 at TOR	2 Bastian Schweinsteiger	Alex Bono	S	38
04/29/2018	ORL	2 at COL	1 Yoshimar Yotun	Zac MacMath	G	77
04/29/2018	NYC	3 vs DAL	1 David Villa	Jimmy Maurer	G	36
05/12/2018	CLB	3 vs CHI	0 Federico Higuain	Richard Sanchez	G	28
05/12/2018	SJ	3 at MIN	1 Magnus Eriksson	Bobby Shuttleworth	G	2
05/12/2018	SJ	3 at MIN	1 Chris Wondolowski	Bobby Shuttleworth	G	76
05/12/2018	TOR	2 at NE	3 Sebastian Giovinco	Matt Turner	G	89
05/13/2018	NYC	2 at LFC	2 David Villa	Tyler Miller	S	13
05/13/2018	ATL	2 at ORL	1 Josef Martinez	Joseph Bendik	G	10
05/19/2018	VAN	2 at DAL	2 Kei Kamara	Jimmy Maurer	G	100+
05/20/2018	NYR	3 at ATL	1 Daniel Royer	Brad Guzan	G	42
05/20/2018	HOU	3 at CHI	2 Alberth Elis	Richard Sanchez	G	56
05/25/2018	TOR	0 vs DAL	1 Sebastian Giovinco	Jesse Gonzalez	S	17
05/26/2018	COL	2 vs POR	3 Yannick Boli	Jeff Attinella	G	99+
05/26/2018	PHI	0 at NYR	0 CJ Sapong	Ryan Meara	WR	53
05/27/2018	CLB	0 at KC	0 Gyasi Zardes	Tim Melia	S	43
05/30/2018	NE	1 vs ATL	1 Teal Bunbury	Brad Guzan	G	88
05/30/2018	PHI	3 vs CHI	1 Borek Dockal	Patrick McLain	G	87
06/02/2018	ATL	3 vs PHI	1 Josef Martinez	Andre Blake	G	21

Penalty Kick Summary

Date	TM	OPP	Shooter	Keeper	RES	MN
06/02/2018	ATL	3 vs PHI	1 Josef Martinez	Andre Blake	G	83
06/02/2018	TOR	3 at CLB	3 Victor Vazquez	Jon Kempin	G	17
06/02/2018	CLB	3 vs TOR	3 Federico Higuain	Alex Bono	G	90
06/02/2018	ORL	0 at NYC	3 Sacha Kljestan	Sean Johnson	RP	49
06/02/2018	POR	1 vs LA	1 Diego Valeri	David Bingham	G	57
06/09/2018	DAL	2 vs MTL	0 Mauro Diaz	Evan Bush	G	18
06/09/2018	HOU	2 vs COL	0 Mauro Manotas	Tim Howard	G	36
06/09/2018	VAN	5 vs ORL	2 Kei Kamara	Joseph Bendik	G	85
06/13/2018	MTL	3 vs ORL	0 Ignacio Piatti	Joseph Bendik	G	5
06/23/2018	PHI	4 vs VAN	0 Ilinho	Brian Rowe	G	74
06/23/2018	PHI	4 vs VAN	0 Fafa Picault	Brian Rowe	G	95+
06/30/2018	CLB	2 vs RSL	1 Gyasi Zardes	Nick Rimando	G	6
06/30/2018	MTL	2 vs KC	0 Alejandro Silva	Tim Melia	G	70
06/30/2018	DC	2 at NE	3 Yamil Asad	Matt Turner	G	73
06/30/2018	NE	3 vs DC	2 Cristian Penilla	David Ousted	G	78
06/30/2018	SJ	3 vs LA	3 Chris Wondolowski	David Bingham	S	15
06/30/2018	SJ	3 vs LA	3 Chris Wondolowski	David Bingham	G	69
07/01/2018	TOR	0 vs NYR	1 Sebastian Giovinco	Luis Robles	S	78
07/04/2018	RSL	4 vs KC	2 Albert Rusnak	Tim Melia	S	80
07/04/2018	RSL	4 vs KC	2 Luis Silva	Tim Melia	G	100+
07/07/2018	KC	2 vs TOR	2 Ilie Sanchez	Alex Bono	G	57
07/07/2018	ATL	2 at PHI	0 Josef Martinez	Andre Blake	G	58
07/07/2018	RSL	2 vs DAL	0 Albert Rusnak	Jesse Gonzalez	G	11
07/07/2018	LA	4 vs CLB	0 Zlatan Ibrahimovic	Zack Steffen	G	56
07/11/2018	CHI	3 vs PHI	4 Nemanja Nikolic	Andre Blake	G	39
07/14/2018	DAL	3 vs CHI	1 Reto Ziegler	Richard Sanchez	G	81
07/15/2018	SEA	1 at ATL	1 Nicolas Lodeiro	Brad Guzan	G	45
07/18/2018	NE	1 at MIN	2 Diego Fagundez	Bobby Shuttleworth	G	52
07/21/2018	CLB	3 vs ORL	2 Gyasi Zardes	Joseph Bendik	G	88
07/21/2018	DAL	1 at HOU	1 Roland Lamah	Joe Willis	S	62
07/21/2018	COL	2 at RSL	2 Jack McBean	Nick Rimando	G	33
07/21/2018	SEA	2 vs VAN	0 Nicolas Lodeiro	Stefan Marinovic	G	5
07/25/2018	PHI	3 at HOU	1 Fafa Picault	Joe Willis	G	96+
07/28/2018	COL	1 at DC	2 Kellyn Acosta	David Ousted	RP	26
08/04/2018	ATL	2 vs TOR	2 Josef Martinez	Alex Bono	G	53
08/04/2018	SEA	2 at MIN	1 Nicolas Lodeiro	Bobby Shuttleworth	G	91+
08/04/2018	POR	3 vs PHI	0 Diego Valeri	Andre Blake	G	58
08/04/2018	POR	3 vs PHI	0 Dairon Asprilla	Andre Blake	G	84
08/11/2018	SJ	1 at COL	2 Magnus Eriksson	Tim Howard	G	58
08/11/2018	KC	2 at LFC	0 Ilie Sanchez	Luis Lopez	G	66
08/11/2018	PHI	3 at NE	2 Fafa Picault	Matt Turner	G	76
08/11/2018	POR	1 vs VAN	2 Diego Valeri	Stefan Marinovic	WL	41
08/11/2018	POR	1 vs VAN	2 Diego Valeri	Stefan Marinovic	G	71
08/11/2018	RSL	1 vs MTL	1 Joao Plata	Evan Bush	G	26
08/18/2018	RSL	2 at HOU	1 Albert Rusnak	Joe Willis	G	100+
08/18/2018	MTL	2 vs CHI	1 Ignacio Piatti	Richard Sanchez	G	6
08/24/2018	LFC	1 at LA	1 Carlos Vela	David Bingham	G	51
08/25/2018	SJ	2 vs VAN	3 Magnus Eriksson	Stefan Marinovic	G	18
09/01/2018	DAL	4 vs HOU	2 Reto Ziegler	Joe Willis	G	58
09/01/2018	HOU	2 at DAL	4 Alberth Elis	Jesse Gonzalez	G	72
09/01/2018	SEA	3 vs KC	1 Nicolas Lodeiro	Tim Melia	G	56
09/02/2018	DC	3 vs ATL	1 Wayne Rooney	Brad Guzan	G	52
09/19/2018	ATL	4 at SJ	3 Josef Martinez	JT Marcinkowski	G	70
09/23/2018	LA	3 vs SEA	0 Zlatan Ibrahimovic	Stefan Frei	G	9
09/29/2018	CHI	3 vs LFC	1 Nemanja Nikolic	Tyler Miller	G	29
09/29/2018	SJ	2 at HOU	3 Chris Wondolowski	Joe Willis	G	37

Penalty Kick Summary

Date	TM	OPP	Shooter	Keeper	RES	MN
09/29/2018	LA	3 vs VAN	0 Zlatan Ibrahimovic	Stefan Marinovic	G	4
09/29/2018	LA	3 vs VAN	0 Romain Alessandrini	Stefan Marinovic	G	77
09/29/2018	SEA	4 vs COL	0 Nicolas Lodeiro	Tim Howard	G	52
09/29/2018	TOR	4 vs NE	1 Victor Vazquez	Brad Knighton	G	58
09/30/2018	NYR	2 vs ATL	0 Daniel Royer	Brad Guzan	G	39
09/30/2018	NYR	2 vs ATL	0 Kaku	Brad Guzan	S	86
10/06/2018	LA	1 at KC	1 Zlatan Ibrahimovic	Tim Melia	G	25
10/06/2018	MTL	3 vs CLB	0 Saphir Taider	Zack Steffen	G	32
10/06/2018	TOR	1 vs VAN	2 Jozy Altidore	Stefan Marinovic	G	73
10/07/2018	DC	2 vs CHI	1 Wayne Rooney	Stefan Cleveland	G	81
10/12/2018	LFC	4 vs HOU	2 Carlos Vela	Tyler Deric	G	44
10/18/2018	NE	1 at RSL	4 Teal Bunbury	Nick Rimando	S	35
10/21/2018	KC	3 at DAL	0 Ilie Sanchez	Jesse Gonzalez	S	17

Penalty Kick Summary

Date	TM	OPP	Shooter	Keeper	RES	MN
10/21/2018	DAL	0 vs KC	3 Reto Ziegler	Tim Melia	S	48
10/21/2018	KC	3 at DAL	0 Johnny Russell	Jesse Gonzalez	G	87
10/21/2018	DC	3 vs NYC	1 Wayne Rooney	Sean Johnson	G	74
10/21/2018	VAN	2 at LFC	2 Yordy Reyna	Tyler Miller	G	22
10/21/2018	MTL	2 vs TOR	0 Ignacio Piatti	Alex Bono	G	74
10/21/2018	ORL	2 vs CLB	1 Yoshimar Yotun	Zack Steffen	G	57
10/21/2018	ORL	2 vs CLB	1 Sacha Kljestan	Zack Steffen	G	96+
10/21/2018	NYR	1 at PHI	0 Kaku	Andre Blake	G	69
10/28/2018	LFC	1 at KC	2 Carlos Vela	Tim Melia	G	63
10/28/2018	HOU	3 at LA	2 Mauro Manotas	David Bingham	G	73
10/28/2018	PHI	1 at NYC	3 Fafa Picault	Sean Johnson	S	60
10/28/2018	NYR	1 vs ORL	0 Derrick Etienne Jr.	Adam Grinwis	S	15
10/28/2018	ATL	1 at TOR	4 Josef Martinez	Alex Bono	G	77

Own Goals Received

Date	Rec	TM	OFF	TM	MIN	Player
03/03/2018	DAL	1	vs RSL	1	86	Marcelo Silva
03/17/2018	ATL	1	vs VAN	4	58	Aaron Maund
03/31/2018	ATL	0	at MIN	1	3	Francisco Calvo
03/31/2018	LFC	4	at LA	3	48	Daniel Steres
04/14/2018	MIN	3	at POR	2	81	Bill Tuiloma
04/21/2018	CLB	2	vs NE	2	9	Andrew Farrell
04/21/2018	LFC	3	at MTL	5	57	Jukka Raitala
05/12/2018	TOR	3	at NE	2	54	Antonio Mlinar Delamea
05/13/2018	LFC	2	vs NYC	2	23	Sebastien Ibeagha
05/19/2018	VAN	2	at DAL	2	82	Maynor Figueroa
05/26/2018	COL	3	vs POR	2	31	Julio Cascante
05/26/2018	NE	3	at VAN	3	26	Aly Ghazal
06/09/2018	DAL	0	vs MTL	2	5	Matteo Mancosu
06/13/2018	CHI	2	at COL	2	21	Danny Wilson
06/13/2018	MTL	0	vs ORL	3	55	Amro Tarek
06/23/2018	MTL	0	at ORL	2	13	Lamine Sane
07/01/2018	COL	0	at VAN	1	43	Marcel de Jong
07/28/2018	DC	1	vs COL	2	90	Niki Jackson
07/28/2018	CLB	2	at NYR	3	31	Sean Davis
07/28/2018	NYR	3	vs CLB	2	50	Jonathan Mensah
07/29/2018	ORL	4	at LA	3	44	Michael Ciani
08/12/2018	ORL	3	at DC	2	50	David Ousted
08/18/2018	SEA	0	vs LA	5	50	Servando Carrasco
08/26/2018	SEA	0	at POR	1	76	Julio Cascante
09/01/2018	SEA	1	vs KC	3	52	Graham Zusi
09/15/2018	POR	4	at HOU	1	9	Alejandro Fuenmayor
09/19/2018	POR	2	vs CLB	3	48	Lalas Abubakar
09/22/2018	NYC	1	at MTL	1	17	Rudy Camacho
09/22/2018	CHI	2	at NE	2	67	Michael Mancienne
09/29/2018	SJ	3	at HOU	2	45	Alejandro Fuenmayor
10/21/2018	ATL	1	vs CHI	2	26	Johan Kappelhof
10/28/2018	NYC	1	vs PHI	3	10	Auston Trusty
10/28/2018	SJ	2	at SEA	1	64	Chad Marshall

MLS Individual Single-Season Leaders (1996-2018)

Goals

Year	Player	Team	GP	GOALS
2018	Josef Martinez	ATL	34	31
1996	Roy Lassiter	TB	30	27
2014	Bradley Wright-Phillips	NY	32	27
2012	Chris Wondolowski	SJ	32	27
	6 times			26

Game-Winning Goals

Year	Player	Team	GP	GWG
2012	Chris Wondolowski	SJ	32	11
2018	Josef Martinez	ATL	34	10
2002	Carlos Ruiz	LA	26	9
2010	Chris Wondolowski	SJ	28	9
2014	Lee Nguyen	NE	32	9

Shots

Year	Player	Team	GP	SHOTS
2015	Sebastian Giovinco	TOR	33	181
2016	Sebastian Giovinco	TOR	28	177
2018	Sebastian Giovinco	TOR	28	167
2016	David Villa	NYC	33	166
2000	Mamadou Diallo	TB	28	152

Fouls Committed

Year	Player	Team	GP	FC
2016	Diego Chara	POR	30	86
2007	Juan Toja	DAL	27	83
2014	Diego Chara	POR	31	83
2000	Diego Serna	MIA	31	83
2006	Simo Valakari	DAL	31	81

Cautions (Yellow Cards)

Year	Player	Team	GP	YELLOW
1996	Leonel Alvarez	DAL	22	14
2012	Oswaldo Minda	CHV	22	13
2015	Marco Donadel	MTL	25	13
2013	Aurelien Collin	KC	29	13
1996	Michael Emenalo	SJ	29	13

Games Played

Year	Player	Team	GP	G
2014	Dominic Oduro	CLB-TOR-SJ	35	35
	98 times			34

Minutes Played

Year	Player	Team	GP	MINS
	35 times			3060

Games Played In Goal

Year	Player	Team	GP	G_G
	25 times			34

Assists

Year	Player	Team	GP	ASSISTS
2000	Carlos Valderrama	TB	32	26
2016	Sacha Kijestan	NYR	32	20
	8 times			19

Game-Winning Assists

Year	Player	Team	GP	GWA
2018	Nicolas Lodeiro	SEA	27	8
1999	Mauricio Cienfuegos	LA	30	8
2000	Steve Ralston	TB	30	8
	9 times			7

Shots on Goal

Year	Player	Team	GP	SOG
2000	Mamadou Diallo	TB	28	76
2015	Sebastian Giovinco	TOR	33	73
2016	David Villa	NYC	33	68
2003	Ante Razov	CHI	26	67
2015	David Villa	NYC	30	64

Fouls Suffered

Year	Player	Team	GP	FS
2006	Alejandro Moreno	HOU	30	112
2004	Davy Arnaud	KC	30	111
2017	Nicolas Lodeiro	SEA	33	110
2005	Alejandro Moreno	SJ	31	102
2014	Quincy Amarikwa	CHI	32	101

Ejections (Red Cards)

Year	Player	Team	GP	RED
	12 times			3

Games Started

Year	Player	Team	GP	GS
	61 times			34

Penalty-Kick Goals

Year	Player	Team	GP	PKG
2005	Jaime Moreno	DC	29	9
2018	Josef Martinez	ATL	34	8
	7 times			7

Games Started In Goal

Year	Player	Team	GP	G_GS
	25 times			34

Minutes Played In Goal

Year	Player	Team	GP	G_MINS
	24 times			3060

Goalkeeper Losses

Year	Player	Team	GP	G_L
2005	D.J. Countess	RSL	27	19
2012	Matt Pickens	COL	32	19
1999	Mike Ammann	MET	24	18
1997	Tony Meola	MET	30	18
2014	Dan Kennedy	CHV	33	18

Shutouts

Year	Player	Team	GP	G_SHO
2000	Tony Meola	KC	31	16
2012	Jimmy Nielsen	KC	34	15
2010	Nick Rimando	RSL	27	14
2018	Luis Robles	NYR	31	14
2013	Donovan Ricketts	POR	32	14

Goalkeeper Wins

Year	Player	Team	GP	G_W
1998	Kevin Hartman	LA	29	22
1997	Mike Ammann	KC	29	21
2018	Luis Robles	NYR	31	21
	6 times			20

Saves

Year	Player	Team	GP	G_SAVES
2000	Scott Garlick	TB	32	184
1997	Mark Dodd	DAL	30	183
1998	Tony Meola	MET	31	164
1996	Mark Dodd	DAL	31	160
1999	Scott Garlick	TB	28	152

Goals Against Average

Year	Player	Team	GP	MIN	GA	G_GAA
2010	Kevin Hartman	DAL	20	1755	12	0.62
2010	Nick Rimando	RSL	27	2430	18	0.67
2017	Brad Guzan	ATL	14	1260	10	0.71
2012	Michael Gspurning	SEA	21	1845	15	0.73
2016	Zac MacMath	COL	17	1530	13	0.76

Minimum: 1000 minutes played

MLS Individual All-Time Leaders (1996-2018)

Goals

Player	Team	GP	GOALS
Landon Donovan	LA	340	145
Chris Wondolowski	SJ	327	144
Jeff Cunningham	CLB	365	134
Jaime Moreno	DC	340	133
Ante Razov	CHV	262	114
Kei Kamara	VAN	314	112
Jason Kreis	RSL	305	108
Bradley Wright-Phillips	NYR	171	106
Dwayne De Rosario	TOR	343	104
Taylor Twellman	NE	174	101

Game-Winning Goals

Player	Team	GP	GWG
Landon Donovan	LA	340	41
Chris Wondolowski	SJ	327	40
Jeff Cunningham	CLB	365	40
Ante Razov	CHV	262	33
Kei Kamara	VAN	314	33
Jason Kreis	RSL	305	31
Edson Buddle	LA	304	30
Bradley Wright-Phillips	NYR	171	28
Taylor Twellman	NE	174	28
Dwayne De Rosario	TOR	343	27

Shots

Player	Team	GP	SHOTS
Ante Razov	CHV	262	926
Kei Kamara	VAN	314	915
Dwayne De Rosario	TOR	343	850
Chris Wondolowski	SJ	327	831
Jason Kreis	RSL	305	818
Preki	KC	242	773
Jeff Cunningham	CLB	365	772
Edson Buddle	LA	304	709
Landon Donovan	LA	340	709
Jaime Moreno	DC	340	684

Hat Tricks

Player	Team	GP	G3G
Josef Martinez	ATL	54	6
Stern John	CLB	55	5
Diego Serna	COL	124	5
Bradley Wright-Phillips	NYR	171	5
7 players			4

Assists

Player	Team	GP	ASSISTS
Landon Donovan	LA	340	136
Steve Ralston	NE	378	135
Brad Davis	KC	392	123
Carlos Valderrama	COL	175	114
Preki	KC	242	112
Jaime Moreno	DC	340	102
Marco Etcheverry	DC	191	101
Cobi Jones	LA	306	91
Sacha Kljestan	ORL	241	90
Andy Williams	RSL	332	86

Game-Winning Assists

Player	Team	GP	GWA
Landon Donovan	LA	340	41
Steve Ralston	NE	378	41
Brad Davis	KC	392	40
Carlos Valderrama	COL	175	33
Cobi Jones	LA	306	30
Preki	KC	242	29
Mauricio Cienfuegos	LA	206	28
Graham Zusi	KC	252	27
Jaime Moreno	DC	340	26
Kyle Beckerman	RSL	463	26

Shots on Goal

Player	Team	GP	SOG
Ante Razov	CHV	262	441
Jaime Moreno	DC	340	394
Jeff Cunningham	CLB	365	372
Jason Kreis	RSL	305	370
Dwayne De Rosario	TOR	343	367
Landon Donovan	LA	340	366
Chris Wondolowski	SJ	327	359
Kei Kamara	VAN	314	347
Preki	KC	242	323
Taylor Twellman	NE	174	318

Multi-Goal Games

Player	Team	GP	G2G
Landon Donovan	LA	340	32
Ante Razov	CHV	262	22
Jeff Cunningham	CLB	365	22
Bradley Wright-Phillips	NYR	171	21
Robbie Keane	LA	125	20
Chris Wondolowski	SJ	327	20
Kei Kamara	VAN	314	18
David Villa	NYC	117	17
Carlos Ruiz	DAL	183	17
Jaime Moreno	DC	340	17

Fouls Committed

Player	Team	GP	FC
Kyle Beckerman	RSL	463	704
Jeff Larentowicz	ATL	391	569
Diego Chara	POR	232	566
Ricardo Clark	CLB	350	502
Atiba Harris	DAL	275	497
Davy Arnaud	DC	351	489
Jesse Marsch	CHV	321	477
Chris Henderson	NY	317	474
Pablo Mastroeni	COL	334	474
Brian Mullan	COL	323	469

Offsides

Player	Team	GP	OFF
Jeff Cunningham	CLB	365	377
Dwayne De Rosario	TOR	343	353
Ante Razov	CHV	262	310
Chris Henderson	NY	317	274
Roy Lassiter	DC	179	267
Ronald Cerritos	HOU	221	250
Eddie Johnson	DC	202	242
Carlos Ruiz	DAL	183	232
Edson Buddle	LA	304	216
Dominic Oduro	MTL	346	208

Cautions (Yellow Cards)

Player	Team	GP	YELLOW
Kyle Beckerman	RSL	463	110
Pablo Mastroeni	COL	334	81
Davy Arnaud	DC	351	71
Mike Petke	NY	307	69
Chris Wingert	RSL	339	69
Diego Chara	POR	232	68
Atiba Harris	DAL	275	67
Carey Talley	NY	315	67
Ramiro Corrales	SJ	307	66
Tyrone Marshall	COL	337	66

Games Played

Player	Team	GP	G
Nick Rimando	RSL	485	485
Kyle Beckerman	RSL	463	463
Kevin Hartman	NY	416	416
Chad Marshall	SEA	401	401
Brad Davis	KC	392	392
Jeff Larentowicz	ATL	391	391
Steve Ralston	NE	378	378
Brian Carroll	PHI	371	371
Drew Moor	TOR	369	369
Bobby Boswell	ATL	366	366

Fouls Suffered

Player	Team	GP	FS
Davy Arnaud	DC	351	746
Jaime Moreno	DC	340	703
Andy Williams	RSL	332	680
Alejandro Moreno	CHV	272	659
Cobi Jones	LA	306	637
Eddie Gaven	CLB	278	583
Mark Chung	COL	284	578
DaMarcus Beasley	HOU	210	552
Javier Morales	DAL	255	542
Landon Donovan	LA	340	539

Corner Kicks

Player	Team	GP	CK
Brad Davis	KC	392	1269
Marco Etcheverry	DC	191	963
Javier Morales	DAL	255	877
Graham Zusi	KC	252	791
Landon Donovan	LA	340	721
Federico Higuain	CLB	179	706
Steve Ralston	NE	378	703
Richard Mulrooney	HOU	285	679
Sacha Kljestan	ORL	241	629
Diego Valeri	POR	180	608

Ejections (Red Cards)

Player	Team	GP	RED
Jamison Olave	RSL	216	10
Clint Mathis	LA	258	9
Roger Espinoza	KC	222	8
Pablo Mastroeni	COL	334	8
Je-Vaughn Watson	NE	160	7
Ivan McKinley	DC	174	7
Mike Petke	NY	307	7
Ramiro Corrales	SJ	307	7
Tyrone Marshall	COL	337	7
13 players			6

Games Started

Player	Team	GP	GS
Nick Rimando	RSL	485	485
Kyle Beckerman	RSL	463	432
Kevin Hartman	NY	416	411
Chad Marshall	SEA	401	396
Steve Ralston	NE	378	372
Jeff Larentowicz	ATL	391	371
Bobby Boswell	ATL	366	360
Drew Moor	TOR	369	353
Brian Carroll	PHI	371	345
Joe Cannon	VAN	342	341

Minutes Played

Player	Team	GP	MINS
Nick Rimando	RSL	485	43726
Kyle Beckerman	RSL	463	38638
Kevin Hartman	NY	416	37260
Chad Marshall	SEA	401	35123
Steve Ralston	NE	378	33142
Jeff Larentowicz	ATL	391	33013
Bobby Boswell	ATL	366	32222
Drew Moor	TOR	369	31780
Brian Carroll	PHI	371	30820
Joe Cannon	VAN	342	30731

Games Started In Goal

Player	Team	GP	GS
Nick Rimando	RSL	485	485
Kevin Hartman	NY	416	411
Joe Cannon	VAN	342	341
Jon Busch	CHI	309	308
Matt Reis	NE	293	288
Zach Thornton	CHV	282	276
Tony Meola	NY	250	250
Stefan Frei	SEA	246	246
Sean Johnson	NYC	240	240
Scott Garlick	RSL	237	234

Goalkeeper Wins

Player	Team	GP	W
Nick Rimando	RSL	485	209
Kevin Hartman	NY	416	180
Zach Thornton	CHV	282	131
Joe Cannon	VAN	342	119
Jon Busch	CHI	309	113
Matt Reis	NE	293	110
Scott Garlick	RSL	237	107
Luis Robles	NYR	205	101
Stefan Frei	SEA	246	99
Tony Meola	NY	250	97

Saves

Player	Team	GP	SAVES
Nick Rimando	RSL	485	1626
Kevin Hartman	NY	416	1474
Joe Cannon	VAN	342	1331
Jon Busch	CHI	309	1151
Tony Meola	NY	250	1136
Matt Reis	NE	293	1114
Scott Garlick	RSL	237	1021
Zach Thornton	CHV	282	987
Stefan Frei	SEA	246	813
Sean Johnson	NYC	240	744

Games Played In Goal

Player	Team	GP	GP
Nick Rimando	RSL	485	485
Kevin Hartman	NY	416	416
Joe Cannon	VAN	342	342
Jon Busch	CHI	309	309
Matt Reis	NE	293	293
Zach Thornton	CHV	282	282
Tony Meola	NY	250	250
Stefan Frei	SEA	246	246
Sean Johnson	NYC	240	240
Scott Garlick	RSL	237	237

Minutes Played In Goal

Player	Team	GP	MIN
Nick Rimando	RSL	485	43726
Kevin Hartman	NY	416	37260
Joe Cannon	VAN	342	30731
Jon Busch	CHI	309	27725
Matt Reis	NE	293	25935
Zach Thornton	CHV	282	24935
Tony Meola	NY	250	22556
Stefan Frei	SEA	246	22025
Sean Johnson	NYC	240	21576
Scott Garlick	RSL	237	21171

Goalkeeper Losses

Player	Team	GP	L
Nick Rimando	RSL	485	163
Kevin Hartman	NY	416	143
Joe Cannon	VAN	342	141
Tony Meola	NY	250	109
Jon Busch	CHI	309	101
Matt Reis	NE	293	98
Zach Thornton	CHV	282	97
Scott Garlick	RSL	237	93
Troy Perkins	SEA	217	87
Stefan Frei	SEA	246	87

Shutouts

Player	Team	GP	SHO
Nick Rimando	RSL	485	144
Kevin Hartman	NY	416	112
Joe Cannon	VAN	342	86
Jon Busch	CHI	309	83
Zach Thornton	CHV	282	76
Matt Reis	NE	293	75
Stefan Frei	SEA	246	66
Pat Onstad	DC	223	64
Luis Robles	NYR	205	63
Tony Meola	NY	250	62

Goals Against Average

Player	Team	GP	MIN	GA	GAA
Jimmy Nielsen	KC	128	11497	126	0.99
Kasey Keller	SEA	93	8264	97	1.06
Jaime Penedo	LA	54	4860	59	1.09
Bouna Coundoul	NY	99	8823	111	1.13
Tim Melia	KC	121	10758	136	1.14
Pat Onstad	DC	223	20076	254	1.14
Donovan Ricketts	ORL	188	16712	222	1.2
Kevin Hartman	NY	416	37260	501	1.21
William Hesmer	CLB	133	11965	161	1.21
Nick Rimando	RSL	485	43726	594	1.22

Minimum: 1000 minutes played

Saves Percentage

Player	Team	GP	SAVES	SOG	PCT
Alec Dufty	CHI	1	2	2	100
Alex Horwath	RSL	1	4	4	100
Ian Joyce	COL	1	4	4	100
Jalil Anibaba	HOU	1	2	2	100
Mike Magee	LA	1	4	4	100
Johann Noetzel	DAL	1	7	8	87.5
Andrew Putna	RSL	2	6	7	85.7
Bill Andracki	MET	1	5	6	83.3
Josh Ford	ORL	2	5	6	83.3
2 players			0	0	81.8



2018 MLS STATISTICAL SUMMARY OF OFFICIALS

Referees	G	Goals	Avg	Fouls	Avg	Yel	Avg	Red	Avg	PKs	Avg	AR	4th
Fotis Bazakos	9	27	3.0	229	25.4	27	3.0	2	0.22	3	0.33	0	23
Allen Chapman	27	99	3.7	538	19.9	86	3.2	7	0.26	17	0.63	0	3
Alex Chilowicz	1	3	3.0	25	25.0	3	3.0	0	0.00	0	0.00	0	4
Marcos de Oliveira	4	10	2.5	98	24.5	17	4.3	1	0.25	2	0.50	0	32
Joseph Dickerson	8	30	3.8	214	26.8	35	4.4	3	0.38	3	0.38	0	14
Ismail Elfath	24	64	2.7	614	25.6	80	3.3	7	0.29	8	0.33	0	3
Drew Fischer	21	75	3.6	449	21.4	61	2.9	3	0.14	5	0.24	0	8
Timothy Ford	1	0	0.0	16	16.0	2	2.0	0	0.00	0	0.00	0	3
David Gantar	15	56	3.7	336	22.4	46	3.1	2	0.13	1	0.07	0	13
Mark Geiger	13	42	3.2	289	22.2	34	2.6	4	0.31	2	0.15	0	2
Guido Gonzales Jr.	1	2	2.0	25	25.0	3	3.0	2	2.00	0	0.00	0	7
Hilario Grajeda	20	68	3.4	492	24.6	57	2.9	5	0.25	6	0.30	0	17
Alan Kelly	22	78	3.5	496	22.5	66	3.0	2	0.09	10	0.45	0	4
Jair Marrufo	16	54	3.4	353	22.1	49	3.1	0	0.00	6	0.38	0	1
Chris Penso	20	54	2.7	482	24.1	90	4.5	7	0.35	8	0.40	0	9
Silviu Petrescu	9	25	2.8	228	25.3	40	4.4	1	0.11	3	0.33	0	15
Victor Rivas	1	4	4.0	27	27.0	5	5.0	0	0.00	2	2.00	0	4
Jose Carlos Rivero	22	80	3.6	553	25.1	91	4.1	8	0.36	8	0.36	0	12
Nima Saghafi	19	49	2.6	516	27.2	96	5.1	2	0.11	5	0.26	0	21
Robert Sibiga	27	81	3.0	525	19.4	91	3.4	6	0.22	7	0.26	0	13
Sorin Stoica	15	52	3.5	360	24.0	57	3.8	6	0.40	7	0.47	0	23
Kevin Stott	21	63	3.0	439	20.9	57	2.7	5	0.24	6	0.29	0	2
Baldomero Toledo	23	70	3.0	604	26.3	74	3.2	3	0.13	14	0.61	0	13
Ramy Touchan	2	4	2.0	55	27.5	6	3.0	0	0.00	1	0.50	0	4
Ted Unkel	24	72	3.0	510	21.3	87	3.6	7	0.29	9	0.38	0	5
Rubiel Vazquez	4	16	4.0	77	19.3	14	3.5	3	0.75	0	0.00	0	27
Armando Villarreal	22	69	3.1	480	21.8	76	3.5	3	0.14	5	0.23	0	8

Other officials (games as assistant referee, 4th official in parentheses):

Frank Anderson (18,0); Ian Anderson (31,0); Kyle Atkins (24,0); Malik Badawi (0,4); Peter Balciunas (18,0); David Barrie (0,3); Michael Barwegen (1,0); Andrew Bigelow (18,0); Cameron Blanchard (27,0); Diego Blas (1,0); Gjovalin Bori (2,0); Philippe Briere (5,0); Kevin Broadley (0,3); Logan Brown (23,0); Farhad Dadkho (0,3); Jose da Silva (17,0); Brian Dunn (17,0); Chris Elliott (1,0); Gianni Facchini (21,0); Joe Fletcher (11,0); Jon Freeman (0,3); Richard Gamache (7,0); Adam Garner (25,0); Jeffrey Greeson (21,0); Luis Guardia (0,3); Jeremy Hanson (24,0); Jeff Hosking (17,0); Jonathan Johnson (11,0); Mike Kampmeiner (18,0); Jeremy Kieso (18,0); Kevin Klinger (17,0); Kyle Longville (6,0); Craig Lowry (9,0); Peter Manikowski (18,0); Alejandro Mariscal (0,39); Apolinar Mariscal (21,0); Eduardo Mariscal (24,0); Felisha Mariscal (14,0); Ian McKay (1,0); Rosendo Mendoza (0,3); Oscar Mitchell-Carvalho (23,0); C.J. Morgante (19,0); Matthew Nelson (24,0); Kathryn Nesbitt (15,0); Elvis Osmanovic (0,3); Corey Parker (29,0); Ismir Pekmic (0,3); Brian Poeschel (22,0); Daniel Radford (0,34); Cory Richardson (2,0); Corey Rockwell (17,0); Mike Rottersman (8,0); Danny Thornberry (10,0); Nick Uranga (24,0); Chris Wattam (16,0); Eric Weisbrod (23,0); Jason White (24,0); Adam Wienckowski (25,0); TJ Zablocki



MLS SUMMARY OF FOULS/CARDS

YELLOW CARDS

Month	G	Yell	Avg.
March	45	152	3.38
April	42	151	3.60
May	54	217	4.02
June	47	148	3.15
July	58	214	3.69
August	52	181	3.48
September	52	175	3.37
October	41	112	2.73

As Of ...	G	Yell	Avg.
10/28/2018	391	1350	3.45
10/22/2017	374	1323	3.54
10/23/2016	340	1145	3.37
10/25/2015	340	1241	3.65
10/26/2014	323	1050	3.25
10/27/2013	323	1006	3.11
10/28/2012	323	978	3.03
10/23/2011	306	969	3.17
10/24/2010	240	746	3.11
10/25/2009	225	841	3.74
10/26/2008	210	744	3.54
10/21/2007	195	720	3.69
10/15/2006	192	684	3.56
10/16/2005	192	698	3.64
10/17/2004	150	528	3.52
10/26/2003	150	548	3.65
9/22/2002	140	572	4.09
9/09/2001	158	626	3.96
9/09/2000	192	736	3.83
10/10/1999	192	614	3.20
9/27/1998	192	619	3.22
9/28/1997	160	457	2.86
9/22/1996	160	522	3.26

TOTAL FOULS

Month	G	Fouls	Avg.
March	45	1052	23.4
April	42	952	22.7
May	54	1247	23.1
June	47	1058	22.5
July	58	1362	23.5
August	52	1183	22.8
September	52	1227	23.6
October	41	949	23.1

As Of ...	G	Fouls	Avg.
10/28/2018	391	9030	23.1
10/22/2017	374	9171	24.5
10/23/2016	340	8368	24.6
10/25/2015	340	8790	25.9
10/26/2014	323	8201	25.4
10/27/2013	323	8023	24.8
10/28/2012	323	7943	24.6
10/23/2011	306	7359	24.0
10/24/2010	240	5275	22.0
10/25/2009	225	5159	22.9
10/26/2008	210	5211	24.8
10/21/2007	195	5524	28.3
10/15/2006	192	5573	29.0
10/16/2005	192	5670	29.5
10/17/2004	150	4573	30.5
10/26/2003	150	4836	32.2
9/22/2002	140	4559	32.6
9/09/2001	158	5211	33.0
9/09/2000	192	6488	33.8
10/10/1999	192	5563	29.0
9/27/1998	192	5402	28.1
9/28/1997	160	4583	28.6
9/22/1996	160	4432	27.7

RED CARDS

Month	G	Red	Avg.
March	45	12	0.27
April	42	9	0.21
May	54	14	0.26
June	47	14	0.30
July	58	11	0.19
August	52	17	0.33
September	52	6	0.12
October	41	6	0.15

As Of ...	G	Red	Avg.
10/28/2018	391	89	0.23
10/22/2017	374	92	0.25
10/23/2016	340	78	0.23
10/25/2015	340	90	0.26
10/26/2014	323	87	0.27
10/27/2013	323	79	0.24
10/28/2012	323	60	0.19
10/23/2011	306	87	0.28
10/24/2010	240	54	0.23
10/25/2009	225	82	0.36
10/26/2008	210	60	0.29
10/21/2007	195	54	0.28
10/15/2006	192	44	0.23
10/16/2005	192	42	0.22
10/17/2004	150	35	0.23
10/26/2003	150	38	0.25
9/22/2002	140	44	0.31
9/09/2001	158	47	0.30
9/09/2000	192	55	0.29
10/10/1999	192	56	0.29
9/27/1998	192	61	0.32
9/28/1997	160	36	0.23
9/22/1996	160	32	0.20

PENALTY KICKS

Month	G	PKs	Avg.
March	45	13	0.29
April	42	27	0.64
May	54	15	0.28
June	47	18	0.38
July	58	17	0.29
August	52	14	0.27
September	52	14	0.27
October	41	20	0.49

As Of ...	G	PKs	Avg.
10/28/2018	391	138	0.35
10/22/2017	374	119	0.32
10/23/2016	340	109	0.32
10/25/2015	340	108	0.32
10/26/2014	323	134	0.41
10/27/2013	323	81	0.25
10/28/2012	323	72	0.22
10/23/2011	306	84	0.27
10/24/2010	240	56	0.23
10/25/2009	225	63	0.28
10/26/2008	210	48	0.23
10/21/2007	195	57	0.29
10/15/2006	192	44	0.23
10/16/2005	192	59	0.31
10/17/2004	150	49	0.33
10/26/2003	150	58	0.39
9/22/2002	140	47	0.34
9/09/2001	158	52	0.33
9/09/2000	192	66	0.34
10/10/1999	192	41	0.21
9/27/1998	192	56	0.29
9/28/1997	160	54	0.34
9/22/1996	160	51	0.32



NON-PLAYOFF TEAMS

CHICAGO FIRE PLAYOFF HISTORY

vs. Team	No. of Series	Series W-L	GP	W-L-T	OT	ShO	GF	GA	Mtg.	Round	Series Result
Colorado	1	1-0	2	2-0-0	0-0-0	1-0	2	1	1998	West Semifinals	Won 2 games to 0
Columbus	1	0-1	1	0-1-0	0-0-0	0-0	1	2	2008	Semifinals	Lost 1 games to 0
D.C. United	4	4-0	7	5-0-2	0-0-0	0-0	13	2	2007	Quarterfinals	Won 1 games to 0
FC Dallas	2	1-1	6	3-2-1	0-0-1	0-0	12	6	2001	Quarterfinals	Won 7 pts. to 1
Houston	1	0-1	1	0-1-0	0-0-0	0-0	1	2	2012	Wild Card	Lost 1 games to 0
Kansas City	1	0-1	1	0-1-0	0-0-0	0-0	0	1	2000	MLS Cup '00	Lost MLS Cup '00
Los Angeles	2	1-1	5	2-2-1	0-2-1	1-0	4	5	2001	Semifinals	Lost 7 pts. to 1
New England	8	4-4	15	7-7-1	1-1-0	0-0	20	14	2009	Quarterfinals	Won Series Tie-Breaker
MetroStars-New	2	1-1	4	2-2-0	0-0-0	0-0	6	8	2017	Wild Card	Lost 1 games to 0
Real Salt Lake	1	0-1	1	0-1-0	0-1-0	0-1	0	0	2009	Semifinals	Lost 1 games to 0
San Jose	1	0-1	1	0-1-0	0-0-0	0-0	2	4	2003	MLS Cup '03	Lost MLS Cup '03
TOTALS	24	12-12	44	21-18-5	1-4-2	2-1	61	45			

CHICAGO FIRE -- ALL-TIME POSTSEASON RESULTS

DATE	OPPONENT	RESULT	ATT.	W-L-T	RD.	GOALS:
10/01/1998	Colorado	W 2-1	12,610	1-0-0	QTR	CHI: Kubik (50); COL: Waldir (79)
10/05/1998	at Colorado	W 1-0	6,582	2-0-0	QTR	CHI: Kubik (42)
10/10/1998	at Los Angeles	W 1-0	25,107	3-0-0	SEM	CHI: Marsch (86)
10/16/1998	Los Angeles	W 2-1	32,744	4-0-0	SEM	CHI: Nowak (31); LA: Pena (37)
10/25/1998	D.C. United	W 2-0	51,350	5-0-0	FIN	CHI: Podbrozny (29) Gutierrez (45)
10/16/1999	at Dallas	L 1-2	10,980	0-1-0	QTR	CHI: Ball (79); DAL: Graziani (52) Santel (75)
10/23/1999	Dallas	W 4-0	13,197	1-1-0	QTR	CHI: Nowak (18) Kosecki (36) Razov (43) Kovalenko (46)
10/27/1999	at Dallas	L 2-3	9,795	1-2-0	QTR	CHI: Razov (3) Marsch (5); DAL: Deering (55) Rodriguez (84) Graziani (86)
09/15/2000	New England	W 2-1	10,476	1-0-0	QTR	CHI: own goal (54) Kovalenko (73); NE: Harris (50)
09/19/2000	at New England	L 1-2	10,723	1-1-0	QTR	CHI: Kovalenko (83); NE: Wyalda (18) Wright (86)
09/22/2000	New England	W 6-0	5,972	2-1-0	QTR	CHI: Razov (5,65) Stoitchkov (14,17) Nowak (47) George (75)
09/26/2000	MetroStars	W 3-0	7,141	3-1-0	SEM	CHI: Stoitchkov (21) Kovalenko (35) Razov (84)
09/30/2000	at MetroStars	L 0-2	15,476	3-2-0	SEM	MET: Chung (40) Valencia (84)
10/06/2000	MetroStars	W 3-2	10,133	4-2-0	SEM	CHI: Brown (3) Stoitchkov (31) Razov (88); MET: Valencia (32,36)
10/15/2000	at Kansas City	L 0-1	39,159	4-3-0	FIN	KC: Molnar (11)
09/20/2001	Dallas	W 2-0	8,314	1-0-0	QTR	CHI: Bocanegra (40) Whitfield (90)
09/23/2001	at Dallas	T 1-1 (OT)	17,149	1-0-1	QTR	CHI: J. Beasley (84); DAL: Deering (27)
09/29/2001	Dallas	W 2-0	12,811	2-0-1	QTR	CHI: Kovalenko (17) Armas (55)
10/10/2001	Los Angeles	T 1-1 (OT)	10,388	2-0-2	SEM	CHI: Wyalda (32); LA: Hernandez (44)
10/13/2001	at Los Angeles	L 0-1 (OT)	10,100	2-1-2	SEM	LA: Vagenas (94)
10/17/2001	Los Angeles	L 1-2 (OT)	13,444	2-2-2	SEM	CHI: D. Beasley (30); LA: Califf (44) Cienfuegos (98)
09/26/2002	at New England	L 0-2	6,306	0-1-0	QTR	NE: Twellman (13) Hernandez (60)
09/29/2002	New England	W 2-1	9,434	1-1-0	QTR	CHI: Razov (43,76); NE: Kamler (28)
10/02/2002	at New England	L 0-2	6,954	1-2-0	QTR	NE: Kamler (12) Twellman (65)
11/01/2003	at D.C. United	W 2-0	15,202	1-0-0	QTR	CHI: Williams (4) Razov (90)
11/09/2003	D.C. United	W 2-0	15,312	2-0-0	QTR	CHI: Ralph (17) Razov (55)
11/14/2003	New England	W 1-0 (OT)	14,610	3-0-0	SEM	CHI: Armas (101)
11/23/2003	San Jose	L 2-4	27,000	3-1-0	FIN	CHI: Beasley (49) own goal (54); SJ: Ekelund (5) Donovan (38,71) Mulrooney (50)
10/21/2005	D.C. United	T 0-0	11,493	0-0-1	QTR	
10/30/2005	at D.C. United	W 4-0	20,089	1-0-1	QTR	CHI: Stewart (10) Guerrero (37,45) Marsch (67)
11/06/2005	at New England	L 0-1	18,118	1-1-1	SEM	NE: Dempsey (4)
10/22/2006	New England	W 1-0	10,217	1-0-0	QTR	CHI: Mapp (35)
10/28/2006	at New England	L 1-2 (OT)	9,372	1-1-0	QTR	CHI: Jaqua (18); NE: Twellman (41) Noonan (58)
10/25/2007	D.C. United	W 1-0	17,834	1-0-0	QTR	CHI: Rolfe (14)
11/01/2007	at D.C. United	T 2-2	19,438	1-0-1	QTR	CHI: Barrett (31) Rolfe (33); DC: Simms (69) Gomez (74)
11/08/2007	at New England	L 0-1	10,317	1-1-1	SEM	NE: Twellman (38)
10/30/2008	at New England	T 0-0	5,221	0-0-1	QTR	
11/06/2008	New England	W 3-0	17,312	1-0-1	QTR	CHI: Rolfe (45) Conde (49) Segares (74)
11/13/2008	at Columbus	L 1-2	14,688	1-1-1	SEM	CHI: McBride (29); CLB: Marshall (49) Gaven (55)
11/01/2009	at New England	L 1-2	7,416	0-1-0	QTR	CHI: Rolfe (17); NE: Osei (45) Joseph (75)
11/07/2009	New England	W 2-0	21,528	1-1-0	QTR	CHI: Thorrington (35) Blanco (83)
11/14/2009	Real Salt Lake	L 0-0 (OT)	21,723	1-2-0	SEM	
10/31/2012	Houston	L 1-2	10,923	0-1-0	WC	CHI: Alex (83); HOU: Bruin (12,46)
10/25/2017	New York Red Bull	L 0-4	11,647	0-1-0	WC	NYR: Wright-Phillips (7) Kljestan (11) Royer (70) Veron (87)



NON-PLAYOFF TEAMS

2018 CHICAGO FIRE STATISTICS (8-18-8, 32 pts.)

UNF	POS	PLAYER	GP	GS	MIN	G	A	SHT	SOG	FC	FS	OFF	CK	C	E
23	F	Nemanja Nikolic	31	29	2443	15	2	52	28	9	15	40	1	2	0
10	F	Aleksandar Katai	33	27	2428	12	5	97	41	39	32	17	43	6	0
31	M	Bastian Schweinsteiger	31	30	2726	4	6	24	8	29	51	0	13	7	0
21	F	Alan Gordon	23	7	827	4	0	19	10	29	14	5	0	2	0
7	M	Raheem Edwards (TOT)	27	19	1724	3	2	36	13	26	24	5	15	3	0
7	M	Raheem Edwards (CHI)	13	10	916	1	2	17	4	15	12	4	13	0	0
5	D	*Kevin Ellis	20	19	1537	2	4	10	3	16	13	1	0	4	0
8	F	Michael de Leeuw	9	5	454	2	2	9	2	14	8	3	0	1	0
13	M	Brandt Bronico	23	17	1531	1	5	10	3	19	12	0	6	4	0
14	M	Djordje Mihailovic	9	8	582	1	4	9	2	9	13	0	17	0	0
3	D	Brandon Vincent	32	31	2828	1	4	13	4	51	14	1	9	3	0
17	M	Diego Campos	23	13	1197	1	2	19	6	10	28	0	53	1	0
28	M	Elliot Collier	16	9	904	1	1	15	5	9	7	0	0	1	0
12	M	Tony Tchani	13	9	825	1	0	5	2	12	9	0	0	1	0
4	D	Johan Kappelhof	29	29	2604	0	4	5	2	39	12	0	0	9	1
22	M	Nicolas Hasler (TOT)	24	19	1725	0	3	11	4	13	10	3	0	0	0
22	M	Nicolas Hasler (CHI)	10	8	778	0	0	2	1	7	2	1	0	0	0
6	M	Dax McCarty	26	26	2259	0	3	10	2	31	34	0	1	5	0
16	D	Jonathan Campbell	15	11	1005	0	1	2	1	2	2	1	0	1	0
18	M	Drew Conner	11	5	462	0	1	0	0	8	1	0	0	2	1
2	M	Matt Polster	3	1	126	0	1	1	0	2	1	0	0	0	0
9	F	Luis Solognag	11	8	702	0	1	12	2	6	8	10	0	0	0
19	M	Mo Adams	15	10	908	0	0	0	0	21	4	0	0	3	1
22	F	*Jon Bakero	4	1	75	0	0	1	0	4	0	0	1	0	0
30	G	Stefan Cleveland	5	5	450	0	0	0	0	0	0	0	0	0	0
25	D	Jorge Corrales	17	15	1292	0	0	5	1	14	11	2	1	5	0
26	D	Christian Dean	2	2	178	0	0	0	0	2	1	0	0	0	0
20	M	Daniel Johnson	7	3	261	0	0	2	2	5	1	0	1	0	0
15	D	Grant Lillard	8	6	562	0	0	1	0	3	0	0	0	1	0
32	G	Patrick McLain	5	5	403	0	0	0	0	0	0	0	0	0	0
5	F	Yura Movsisyan	4	0	58	0	0	1	0	3	0	0	0	0	0
27	D	Rafael Ramos	3	1	105	0	0	0	0	3	2	0	0	1	0
45	G	Richard Sanchez	25	24	2207	0	0	0	0	2	3	0	0	3	0
24	D	Nicolas Del Grecco	0	0	0	0	0	0	0	0	0	0	0	0	0
		Own-goals received				2									
		Team totals	34	34	3060	48	48	341	129	413	324	85	159	62	3
		Opponent totals	34	34	3060	61	58	507	181	324	413	63	181	54	0

GAME-WINNING GOALS: Nemanja Nikolic 4, Aleksandar Katai 2, Alan Gordon 1, Kevin Ellis 1

GAME-WINNING ASSISTS: Bastian Schweinsteiger 1, Dax McCarty 1, Johan Kappelhof 1, Michael de Leeuw 1
Elliot Collier 1, Brandt Bronico 1

PENALTY KICK GOALS/ATTEMPTS: Nemanja Nikolic 3-3, Bastian Schweinsteiger 0-1

CHICAGO FIRE INDIVIDUAL GOALKEEPING

UNF	POS	GOALKEEPER	GP	GS	MIN	SHTS	SV	GA	GAA	PG	PA	W	L	T	SO
32	G	Patrick McLain	5	5	403	20	13	6	1.34	1	1	1	2	1	1
30	G	Stefan Cleveland	5	5	450	33	25	8	1.60	1	1	1	3	1	0
45	G	Richard Sanchez	25	24	2207	128	79	47	1.92	4	4	6	13	6	3
		Team totals	34	34	3060	181	117	61	1.79	6	6	8	18	8	4
		Opponent totals	34	34	3060	129	81	48	1.41	3	4	18	8	8	6

* = Played with other teams in 2018. Only Chicago Fire statistics listed here.



NON-PLAYOFF TEAMS

CHICAGO FIRE 2018 SCHEDULE

DAY	DATE	OPPONENT	RESULT	ATT.	W-L-T	POS.	PTS	NOTES:
Sat.	Mar. 10	Sporting KC	L 3-4	14,021	0-1-0	T8	0	CHI: Katai (70) Nikolic (74,82); KC: Gutierrez (9,86) Russell (44) Medranda (83)
Sat.	Mar. 17	at Minnesota	L 1-2	23,138	0-2-0	T10	0	CHI: Collier (59); MIN: Ibson (55) Nicholson (66)
Sat.	Mar. 31	Portland	T 2-2	13,678	0-2-1	11	1	CHI: Nikolic (50) Vincent (84); POR: Valeri (6) Blanco (55)
Sat.	Apr. 7	Columbus	W 1-0	11,023	1-2-1	T8	4	CHI: Nikolic (27)
Sat.	Apr. 14	LA Galaxy	L 0-1	21,915	1-3-1	10	4	LA: Ibrahimovic (46+)
Sat.	Apr. 21	at New York Red B	W 2-1	18,784	2-3-1	7	7	CHI: Katai (30) Nikolic (69); NYR: Wright-Phillips (81)
Sat.	Apr. 28	at Toronto FC	T 2-2	26,331	2-3-2	T7	8	CHI: Schweinsteiger (69) Gordon (94+); TOR: Osorio (8) Vazquez (22)
Sat.	May 5	Atlanta	L 1-2	15,024	2-4-2	T8	8	CHI: Ellis (61); ATL: Barco (53) Martinez (57)
Wed.	May 9	Montreal	W 1-0	10,067	3-4-2	7	11	CHI: Ellis (89)
Sat.	May 12	at Columbus	L 0-3	11,108	3-5-2	T7	11	CLB: Higuain (28) Zardes (50,70)
Sun.	May 20	Houston	L 2-3	14,206	3-6-2	8	11	CHI: Nikolic (14) Campos (16); HOU: Quioto (4) Elis (56,74)
Sat.	May 26	at Orlando City S	W 2-1	25,288	4-6-2	8	14	CHI: Katai (13) Gordon (82); ORL: Higuaita (28)
Wed.	May 30	at Philadelphia	L 1-3	14,805	4-7-2	8	14	CHI: Gordon (56); PHI: Ilsinho (44) Burke (51) Dockal (87)
Sat.	June 2	San Jose	W 2-1	14,138	5-7-2	8	17	CHI: Gordon (29) Katai (49); SJ: Hoesen (74)
Sat.	June 9	New England	T 1-1	14,415	5-7-3	T7	18	CHI: Schweinsteiger (63); NE: Bunbury (82)
Wed.	June 13	at Colorado	T 2-2	16,068	5-7-4	T6	19	CHI: own goal (21) Katai (24); COL: Badji (7) Smith (15)
Sat.	June 23	at Seattle	T 1-1	39,513	5-7-5	7	20	CHI: Katai (9); SEA: Dempsey (22)
Sat.	June 30	New York City FC	W 3-2	15,204	6-7-5	6	23	CHI: Nikolic (6) Katai (47,52); NYC: Tajouri-Shradi (36) Berget (40)
Sat.	July 7	at Vancouver	L 2-3	22,120	6-8-5	7	23	CHI: Nikolic (42) Tchani (80); VAN: Kamara (28,72) Mutch (47)
Wed.	July 11	Philadelphia	L 3-4	12,008	6-9-5	8	23	CHI: Nikolic (39) Katai (69) Schweinsteiger (94+); PHI: Medunjanin (31) Burke (48+,73) Accam (95+)
Sat.	July 14	at FC Dallas	L 1-3	16,000	6-10-5	8	23	CHI: Bronico (86); DAL: Gruezo (27) Acosta (74) Ziegler (81)
Sat.	July 21	Toronto FC	L 1-2	15,177	6-11-5	8	23	CHI: Nikolic (62); TOR: Giovinco (47) Osorio (65)
Sat.	July 28	at Toronto FC	L 0-3	29,190	6-12-5	8	23	TOR: Altidore (52) Osorio (72) Giovinco (89)
Sat.	Aug. 4	at Real Salt Lake	L 1-2	19,817	6-13-5	T8	23	CHI: Schweinsteiger (48); RSL: Kreilach (48+,75)
Sat.	Aug. 11	New York Red Bull	L 0-1	18,064	6-14-5	T8	23	NYR: Wright-Phillips (55)
Sat.	Aug. 18	at Montreal	L 1-2	18,831	6-15-5	T10	23	CHI: Nikolic (70); MTL: Piatti (6) Lovitz (91+)
Thu.	Aug. 23	Columbus	T 1-1	8,551	6-15-6	T9	24	CHI: Nikolic (67); CLB: Hansen (87)
Sun.	Sept. 16	Orlando City SC	W 4-0	16,287	7-15-6	10	27	CHI: Nikolic (3,70) Katai (28) de Leeuw (56)
Sat.	Sept. 22	at New England	T 2-2	24,388	7-15-7	10	28	CHI: Katai (19) own goal (67); NE: Caldwell (62) Penilla (70)
Wed.	Sept. 26	at New York City	L 0-2	21,582	7-16-7	10	28	NYC: Ring (47) Villa (51)
Sat.	Sept. 29	Los Angeles FC	W 3-1	18,471	8-16-7	10	31	CHI: Mihailovic (20) Nikolic (29) Katai (66); LFC: Rossi (73)
Sun.	Oct. 7	at D.C. United	L 1-2	20,064	8-17-7	10	31	CHI: Edwards (51); DC: Rooney (62,81)
Sun.	Oct. 21	at Atlanta	L 1-2	71,812	8-18-7	10	31	CHI: de Leeuw (24); ATL: Escobar (9) own goal (26)
Sun.	Oct. 28	D.C. United	T 0-0	19,459	8-18-8	10	32	



CHICAGO FIRE

#	Player	1	2	3	4	5	6	7	8	9	10	11	12	13	14	15	16	17	18	19	20	21	22	23	24	25	26	27	28	29	30	31	32	33	34			
KC	MIN	POR	CLB	LA	NYR	TOR	ATL	MTL	CLB	HOU	ORL	PHI	SJ	NE	COL	SEA	NYC	VAN	PHI	DAL	TOR	TOR	RSL	NYR	MTL	CLB	ORL	NE	NYC	LFC	DC	ATL	DC					
3-4	1-2	2-2	1-0	0-1	2-1	2-2	1-2	1-0	0-3	2-3	2-1	1-3	2-1	1-1	2-2	1-1	3-2	2-3	3-4	1-3	1-2	0-3	1-2	0-1	1-2	1-1	4-0	2-2	0-2	3-1	1-2	1-2	0-0					
89D																																						
2	Matt Polster	90D	90D	90D	90M	90M	90M	90M	90D	90D	90D	90D	90D	90D	90D	90D	90D	90D	90D	90D	90D	90D	90D	90D	90D	90D	90D	90D	90D	90D	90D	90D	90D	90D	90D	90D		
3	Brandon Vincent																																					
4	Johan Kappelhof	90D	90D	90D	90D	90D	90D	90D	90D	90D	90D	90D	90D	90D	90D	90D	90D	90D	90D	90D	90D	90D	90D	90D	90D	90D	90D	90D	90D	90D	90D	90D	90D	90D	90D	90D		
5	Yura Movsisyan																																					
5	Kevin Ellis	90M	90M	90M	90M	90M	90M	90M	90M	90M	90M	90M	90M	90M	90M	90M	90M	90M	90M	90M	90M	90M	90M	90M	90M	90M	90M	90M	90M	90M	90M	90M	90M	90M	90M	90M	90M	
6	Dax McCarty																																					
7	Raheem Edwards																																					
8	Michael de Leeuw																																					
9	Luis Solignac																																					
10	Aleksandar Katai	85M	73M	45M	29	83F	90M	90F	90M	90M	60F	90F	90F	90F	90F	90F	90F	90F	90F	90F	90M	32	90M	79F	21	32	64M	30	80M	90M	90M	25	90M	90M	90M	90M		
12	Tony Tchani	90M	90M	59M	90M	70M					45	90M										5	12	4	90M													
13	Brandt Bronico																																					
14	Djordje Mihailovic																																					
15	Grant Lillard																																					
16	Jonathan Campbell																																					
17	Diego Campos	45	71M	20	7	23	31	18	90M	90F	84F																											
18	Drew Conner	6	31	90M																																		
19	Mo Adams																																					
20	Daniel Johnson	17																																				
21	Alan Gordon	10	15	77F	61F	15	8	31	61F																													
22	Nicolas Hasler																																					
22	Jon Bakero																																					
23	Nemanja Nikolic	90F	90F	90F	90F	89F	90F	90F	90F	72F	90F	90F	45F	23	20F	90F	89F	72F	90F	90F																		
24	Nicolas Del Grecco																																					
25	Jorge Corrales	1																																				
26	Christian Dean	88D	90D																																			
27	Rafael Ramos																																					
28	Elliot Collier	2	90M	90M	19	85M	75F	67F	59M	29	90M																											
30	Stefan Cleveland																																					
31	Bastian Schweinsteiger	90M	90M	90D	90D	90D	90D	90M	90M	90M	90M	88M	90M	90M	90M	90M	85M	79M	90M																			
32	Patrick McLain																																					
45	Richard Sanchez	90G	90G	90G	90G	90G	90G	90G	90G	90G	90G	90G	90G	90G	90G	90G	90G	90G	90G	90G	90G	90G	90G	90G	90G	90G	90G	90G	90G	90G	90G	90G	90G	90G	90G	90G	90G	

Played for other teams:
 Nicolas Hasler played 947 minutes for TOR
 Raheem Edwards played 808 minutes for MTL

"00" = 100 minutes played
 F/M/D/G = starting position



CHICAGO FIRE

Game #	Date	Opponent	Result	Player	Points
Game #1	03/10/2018	CHI 3 vs KC 4	L	Katai 1 (Schweinsteiger 1)	70; Nikolic 1 (unassisted)
Game #2	03/17/2018	CHI 1 at MIN 2	L	Collier 1 (unassisted)	59
Game #3	03/31/2018	CHI 2 vs POR 2	T	Nikolic 3 (Vincent 2, Schweinsteiger 2)	50; Vincent 1 (Schweinsteiger 3)
Game #4	04/07/2018	CHI 1 vs CLB 0	W	Nikolic 4 (unassisted)	27
Game #5	04/14/2018	CHI 0 vs LA 1	L		
Game #6	04/21/2018	CHI 2 at NYR 1	W	Katai 2 (unassisted)	30; Nikolic 5 (penalty kick)
Game #7	04/28/2018	CHI 2 at TOR 2	T	Schweinsteiger 1 (Ellis 1, Campos 1)	69; Gordon 1 (Schweinsteiger 4, Kappelhof 1)
Game #8	05/05/2018	CHI 1 vs ATL 2	L	Ellis 1 (unassisted)	61
Game #9	05/09/2018	CHI 1 vs MTL 0	W	Ellis 2 (Kappelhof 2)	89
Game #10	05/12/2018	CHI 0 at CLB 3	L		
Game #11	05/20/2018	CHI 2 vs HOU 3	L	Nikolic 6 (Katai 1, Vincent 3)	14; Campos 1 (Nikolic 1, Ellis 2)
Game #12	05/26/2018	CHI 2 at ORL 1	W	Katai 3 (unassisted)	13; Gordon 2 (Schweinsteiger 5)
Game #13	05/30/2018	CHI 1 at PHI 3	L	Gordon 3 (Bronico 1, Katai 2)	56
Game #14	06/02/2018	CHI 2 vs SJ 1	W	Gordon 4 (Solignac 1, Kappelhof 3)	29; Katai 4 (Bronico 2)
Game #15	06/09/2018	CHI 1 vs NE 1	T	Schweinsteiger 2 (Katai 3)	63
Game #16	06/13/2018	CHI 2 at COL 2	T	own goal (Wilson)	21; Katai 5 (Bronico 3)
Game #17	06/23/2018	CHI 1 at SEA 1	T	Katai 6 (Bronico 4)	9
Game #18	06/30/2018	CHI 3 vs NYC 2	W	Nikolic 7 (McCarty 1)	6; Katai 7 (McCarty 2)
Game #19	07/07/2018	CHI 2 at VAN 3	L	Nikolic 8 (Ellis 3)	42; Tchani 1 (Ellis 4, Campbell 1)
Game #20	07/11/2018	CHI 3 vs PHI 4	L	Nikolic 9 (penalty kick)	39; Katai 9 (Schweinsteiger 6)
Game #21	07/14/2018	CHI 1 at DAL 3	L	Bronico 1 (unassisted)	86
Game #22	07/21/2018	CHI 1 vs TOR 2	L	Nikolic 10 (Edwards 1, Katai 4)	62
Game #23	07/28/2018	CHI 0 at TOR 3	L		
Game #24	08/04/2018	CHI 1 at RSL 2	L	Schweinsteiger 4 (Conner 1)	48
Game #25	08/11/2018	CHI 0 vs NYR 1	L		
Game #26	08/18/2018	CHI 1 at MTL 2	L	Nikolic 11 (unassisted)	70
Game #27	08/23/2018	CHI 1 vs CLB 1	T	Nikolic 12 (unassisted)	67
Game #28	09/16/2018	CHI 4 vs ORL 0	W	Nikolic 13 (de Leeuw 1, McCarty 3)	3; Katai 10 (Mihailovic 1, de Leeuw 2)
Game #29	09/22/2018	CHI 2 at NE 2	T	de Leeuw 1 (Kappelhof 4, Mihailovic 2)	56; Nikolic 14 (Edwards 2)
Game #30	09/26/2018	CHI 0 at NYC 2	L	Katai 11 (unassisted)	19; own goal (Mancienne)
Game #31	09/29/2018	CHI 3 vs LFC 1	W	Mihailovic 1 (Vincent 4)	20; Nikolic 15 (penalty kick)
Game #32	10/07/2018	CHI 1 at DC 2	L	Edwards 3 (Katai 5)	51
Game #33	10/21/2018	CHI 1 at ATL 2	L	de Leeuw 2 (Mihailovic 4, Bronico 5)	24
Game #34	10/28/2018	CHI 0 vs DC 0	T		

Game Log:



CHICAGO FIRE

#	Player	U.S. OPEN CUP				SF	PHI
		4R CLB	5R ATL	QF LOUV			
2	Matt Polster	2-2	1-0	4-0	0-3		
3	Brandon Vincent			90D	90D	90D	
4	Johan Kappelhof		90D	90D	90D	90D	
5	Kevin Ellis		26		16		
6	Dax McCarty	56	90M	70M	90M	90M	
7	Raheem Edwards						
8	Michael de Leeuw	64M	90M				
9	Luis Solignac	41	89M	74M	90M	90M	
10	Aleksandar Katai	64M	12	20			
12	Tony Tchani	120M	90M	90M	72M		
13	Brandt Bronico						
14	Djordje Mihailovic	120D		7			
15	Grant Lillard	120D	90D				
16	Jonathan Campbell	120M	64D	90D			
17	Diego Campos				5		
18	Drew Conner						
19	Mo Adams						
20	Daniel Johnson	79M					
21	Alan Gordon		1		18		
22	Nicolas Hasler				85D		
23	Nemanja Nikolic	120F	78F	90F	90F		
25	Jorge Corrales	120D	90D	90D	74D		
26	Christian Dean						
27	Rafael Ramos	120D		16			
28	Elliot Collier			90M			
30	Stefan Cleveland						
31	Bastian Schweinsteiger	56	90M	83M	90M		
32	Patrick McLain						
45	Richard Sanchez	120G	90G	90G	90G		

U.S. OPEN CUP
 4R 06/06/2018 CHI 2 at CLB 2 T (10-9 pens) Nikolic (Ramos) 45; Nikolic (Corrales) 109
 5R 06/20/2018 CHI 1 at ATL 0 W Nikolic (Solignac) 54
 QF 07/18/2018 CHI 4 vs LOUVIL 0 W Nikolic (Katai) 16; Katai (Schweinsteiger) 32; Campos (unassisted) 89; Collier (Corrales) 92+
 SF 08/08/2018 CHI 0 at PHI 3 L



NON-PLAYOFF TEAMS

COLORADO RAPIDS PLAYOFF HISTORY

vs. Team	No. of Series	W-L	GP	W-L-T	OT	ShO	GF	GA	Last Mtg.	Round	Series Result
Chicago	1	0-1	2	0-2-0	0-0-0	0-1	1	2	1998	West Semifinals	Lost 2 games to 0
Columbus	2	2-0	3	3-1-0	1-1-0	0-0	3	2	2011	Wild Card	Won 1 games to 0
D.C. United	1	0-1	1	0-1-0	0-0-0	0-0	1	2	1997	MLS Cup '97	Lost MLS Cup '97
FC Dallas	5	5-0	10	6-2-2	3-0-1	1-0	16	13	2010	MLS Cup '10	Won MLS Cup '10
Houston	1	0-1	1	0-1-0	0-0-0	0-0	1	3	2006	Semifinals	Lost 1 games to 0
Kansas City	4	1-3	9	2-5-2	0-0-1	0-0	9	13	2011	Quarterfinals	Lost 2 games to 0
Los Angeles	5	1-4	9	2-7-0	1-0-0	0-0	2	15	2016	Quarterfinals	Won Series Tie-Breaker
San Jose	1	1-0	1	1-0-0	0-0-0	0-0	1	0	2010	Semifinals	Won 1 games to 0
Seattle	2	0-2	3	0-3-0	0-0-0	0-0	1	5	2016	Semifinals	Lost 2 games to 0
TOTALS	22	10-12	39	14-21-4	5-0-2	1-1	35	55			

COLORADO RAPIDS -- ALL-TIME POSTSEASON RESULTS

DATE	OPPONENT	RESULT	ATT.	W-L-T	RD.	GOALS:
10/04/1997	at Kansas City	W 3-0	10,174	1-0-0	QTR	COL: C. Henderson (25) Bravo (67) Paule (75)
10/08/1997	Kansas City	W 3-2	13,117	2-0-0	QTR	COL: Bravo (16,68) Harris (83); KC: Takawira (9) Preki (88)
10/12/1997	at Dallas	W 1-0	7,376	3-0-0	SEM	COL: S. Henderson (42)
10/15/1997	Dallas	W 2-1	18,452	4-0-0	SEM	COL: Patino (22) C. Henderson (87); DAL: Damian (5)
10/26/1997	at D.C. United	L 1-2	57,431	4-1-0	FIN	COL: Paz (75); DC: Moreno (37) Sanneh (68)
10/01/1998	at Chicago	L 1-2	12,610	0-1-0	QTR	COL: Waldir (79); CHI: Kubik (50)
10/05/1998	Chicago	L 0-1	6,582	0-2-0	QTR	CHI: Kubik (42)
10/17/1999	at Los Angeles	L 0-3	16,307	0-1-0	QTR	LA: Hendrickson (8) Vanney (52) Jones (57)
10/24/1999	Los Angeles	L 0-2	6,542	0-2-0	QTR	LA: Pena (74) Franchino (84)
09/16/2000	at Kansas City	L 0-1	8,682	0-1-0	QTR	KC: Molnar (18)
09/20/2000	Kansas City	T 0-0 (OT)	8,789	0-1-1	QTR	
09/24/2000	at Kansas City	L 2-3	4,156	0-2-1	QTR	COL: Bravo (70,90); KC: Henderson (11) Molnar (65) Gomez (69)
09/25/2002	at Dallas	L 2-4	6,360	0-1-0	QTR	COL: Valderrama (2) Spencer (75); DAL: Morrow (26) Kreis (49) Deering (68) Martinez (70)
09/28/2002	Dallas	W 1-0	9,637	1-1-0	QTR	COL: Carrieri (78)
10/02/2002	at Dallas	T 2-1 (OT/ST)	8,008	1-1-1	QTR	COL: Spencer (22) Chung (101); DAL: Rhine (6)
10/05/2002	at Los Angeles	L 0-4	24,742	1-2-1	SEM	LA: Califf (21) Ruiz (24,84) Hendrickson (71)
10/09/2002	Los Angeles	L 0-1	12,367	1-3-1	SEM	LA: Ruiz (64)
11/04/2003	Kansas City	T 1-1	6,434	0-0-1	QTR	COL: Borchers (53); KC: Harris (3)
11/08/2003	at Kansas City	L 0-2	10,712	0-1-1	QTR	KC: Simutenkov (45) Klein (63)
10/22/2004	Los Angeles	W 1-0	8,028	1-0-0	QTR	COL: Peguero (30)
10/30/2004	at Los Angeles	L 0-2	20,026	1-1-0	QTR	LA: Ruiz (30) Marshall (45)
10/22/2005	FC Dallas	T 0-0	9,625	0-0-1	QTR	
10/29/2005	at FC Dallas	W 2-2 (OT)	10,104	1-0-1	QTR	COL: Cunningham (19) Kotschau (105); DAL: Ruiz (67,105)
11/05/2005	Los Angeles	L 0-2	12,789	1-1-1	SEM	LA: Donovan (28,88)
10/21/2006	FC Dallas	L 1-2	4,176	0-1-0	QTR	COL: Cooke (23); DAL: Ruiz (15) Thompson (55)
10/28/2006	at FC Dallas	W 3-2 (OT)	15,486	1-1-0	QTR	COL: Hernandez (57,83) Mathis (114); DAL: Ruiz (48) Goodson (92)
11/05/2006	at Houston	L 1-3	23,107	1-2-0	SEM	COL: Kirovski (4); HOU: Dalglish (10,21) Mullan (71)
10/28/2010	Columbus	W 1-0	11,872	1-0-0	QTR	COL: Mastroeni (23)
11/06/2010	at Columbus	L 1-2 (OT)	10,322	2-1-0	QTR	COL: Casey (84); CLB: Gaven (22) Rogers (70)
11/13/2010	San Jose	W 1-0	17,779	3-1-0	SEM	COL: Kimura (42)
11/21/2010	at FC Dallas	W 2-1 (OT)	21,700	4-1-0	FIN	COL: Casey (57) own goal (107); DAL: Ferreira (35)
10/27/2011	Columbus	W 1-0	7,803	1-0-0	WC	COL: Cummings (45)
10/30/2011	Sporting KC	L 0-2	8,601	1-1-0	QTR	KC: Bunbury (49,59)
11/02/2011	at Sporting KC	L 0-2	18,565	1-2-0	QTR	KC: Collin (28) Sapong (76)
10/30/2013	at Seattle	L 0-2	32,204	0-1-0	WC	SEA: Evans (28) Johnson (93+)
10/30/2016	at Los Angeles	L 0-1	24,487	0-1-0	QTR	LA: dos Santos (55)
11/06/2016	Los Angeles	T 1-0 (OT)	17,782	0-1-1	QTR	COL: Gashi (36)
11/22/2016	at Seattle	L 1-2	42,774	0-2-1	SEM	COL: K. Doyle (13); SEA: Morris (19) Lodeiro (61)
11/27/2016	Seattle	L 0-1	17,695	0-3-1	SEM	SEA: Morris (56)



NON-PLAYOFF TEAMS

2018 COLORADO RAPIDS STATISTICS (8-19-7, 31 pts.)

UNF	POS	PLAYER	GP	GS	MIN	G	A	SHT	SOG	FC	FS	OFF	CK	C	E
14	F	*Dominique Badji	16	15	1343	7	2	48	19	43	31	10	0	6	0
5	D	Tommy Smith	33	33	2969	4	3	30	12	34	25	2	0	6	1
10	M	Kellyn Acosta (TOT)	25	20	1714	3	5	30	7	33	25	0	41	3	0
10	M	Kellyn Acosta (COL)	12	12	1040	2	3	21	5	23	16	0	37	3	0
2	D	Edgar Castillo	28	28	2440	3	5	28	7	26	40	3	1	7	0
28	M	Sam Nicholson (TOT)	27	25	2047	3	3	46	17	34	42	12	1	3	0
28	M	Sam Nicholson (COL)	19	19	1521	2	2	31	13	24	33	9	0	3	0
12	F	Niki Jackson	15	1	429	3	0	14	4	17	18	3	0	4	1
10	F	Joe Mason	14	9	758	3	0	14	8	12	14	4	2	1	0
11	M	Shkelzen Gashi	21	9	814	2	2	20	5	17	3	2	33	3	0
32	F	Jack McBean	22	13	1060	2	1	20	9	24	30	8	0	5	0
9	F	Yannick Boli	17	9	768	2	0	23	7	20	21	10	0	3	1
19	M	Jack Price	31	31	2750	1	4	21	8	30	12	0	68	10	0
21	M	Bismark Adjei-Boateng	20	14	1236	1	1	12	4	22	13	1	0	6	1
26	M	Cole Bassett	6	3	307	1	0	5	1	3	3	0	1	0	0
17	M	Dillon Serna	20	10	1181	1	0	24	7	10	19	5	2	3	0
8	M	Johan Blomberg	24	21	1657	0	3	17	2	33	13	2	9	5	0
90	M	Enzo Martinez	22	15	1406	0	3	22	7	28	31	1	1	4	0
94	M	Marlon Hairston	15	13	1107	0	2	5	1	6	11	1	0	1	0
4	D	Danny Wilson	23	22	1935	0	1	7	1	22	11	0	0	7	0
7	M	Stefan Aigner	1	0	11	0	0	0	0	1	0	0	0	0	0
22	M	*Micheal Azira	5	3	275	0	0	1	0	7	3	0	0	2	0
7	M	Giles Barnes	12	6	543	0	0	5	1	6	18	4	0	0	0
29	F	Caleb Calvert	1	0	35	0	0	0	0	0	0	1	0	0	0
23	M	Kip Colvey	3	3	208	0	0	0	0	1	0	1	0	0	0
24	D	Kortne Ford	15	14	1141	0	0	5	1	19	6	0	0	7	0
1	G	Tim Howard	33	33	2900	0	0	0	0	1	4	0	0	1	1
18	G	Zac MacMath	2	1	158	0	0	0	0	0	0	0	0	0	0
44	D	Axel Sjoberg	17	15	1334	0	0	4	2	12	7	0	0	0	0
13	D	Sam Vines	1	0	45	0	0	0	0	0	0	0	0	0	0
27	D	Deklan Wynne	25	22	2006	0	0	3	0	24	8	2	0	3	1
	D	Mike Da Fonte	0	0	0	0	0	0	0	0	0	0	0	0	0
50	G	Andrew Dykstra	0	0	0	0	0	0	0	0	0	0	0	0	0
15	M	Sam Hamilton	0	0	0	0	0	0	0	0	0	0	0	0	0
20	M	Ricardo Perez	0	0	0	0	0	0	0	0	0	0	0	0	0
		Own-goals received				2									
		Team totals	34	34	3060	36	32	380	124	465	409	69	154	90	6
		Opponent totals	34	34	3060	63	62	525	195	409	465	50	172	42	4

GAME-WINNING GOALS: Tommy Smith 2, Jack Price 1, Sam Nicholson 1, Yannick Boli 1, Dominique Badji 1
Bismark Adjei-Boateng 1

GAME-WINNING ASSISTS: Edgar Castillo 2, Kellyn Acosta 2, Tommy Smith 1, Jack Price 1
Marlon Hairston 1, Shkelzen Gashi 1, Bismark Adjei-Boateng 1

PENALTY KICK GOALS/ATTEMPTS: Jack Price 0-1, Jack McBean 1-1, Shkelzen Gashi 1-1, Yannick Boli 1-1
Kellyn Acosta 0-1

COLORADO RAPIDS INDIVIDUAL GOALKEEPING

UNF	POS	GOALKEEPER	GP	GS	MIN	SHTS	SV	GA	GAA	PG	PA	W	L	T	SO
1	G	Tim Howard	33	33	2900	179	120	58	1.80	3	3	8	17	7	6
18	G	Zac MacMath	2	1	158	16	9	5	2.85	2	2	0	2	0	0
		Team totals	34	34	3060	195	129	63	1.85	5	5	8	19	7	6
		Opponent totals	34	34	3060	124	84	36	1.06	3	5	19	8	7	12

* = Played with other teams in 2018. Only Colorado Rapids statistics listed here.



NON-PLAYOFF TEAMS

COLORADO RAPIDS 2018 SCHEDULE

DAY	DATE	OPPONENT	RESULT	ATT.	W-L-T	POS.	PTS	NOTES:
Sat.	Mar. 10	at New England	L 1-2	13,305	0-1-0	T10	0	COL: Jackson (66); NE: Fagundez (48) Tierney (93+)
Sat.	Mar. 24	Sporting KC	T 2-2	17,424	0-1-1	T10	1	COL: Badji (5) Mason (8); KC: Gutierrez (57) Rubio (91+)
Sat.	Mar. 31	Philadelphia	W 3-0	10,790	1-1-1	T7	4	COL: Badji (53,61,87)
Sat.	Apr. 7	at FC Dallas	T 1-1	13,147	1-1-2	8	5	COL: Mason (62); DAL: Colman (89)
Sat.	Apr. 14	Toronto FC	W 2-0	11,232	2-1-2	6	8	COL: Price (2) Gashi (78)
Sat.	Apr. 21	at Real Salt Lake	L 0-3	17,461	2-2-2	T7	8	RSL: Plata (82) Kreilach (89) Rusnak (92+)
Sun.	Apr. 29	Orlando City SC	L 1-2	15,702	2-3-2	T8	8	COL: Badji (26); ORL: Higuaita (52) Yotun (77)
Sat.	May 5	at Sporting KC	L 0-1	20,553	2-4-2	10	8	KC: Salloi (16)
Sat.	May 12	New York Red Bull	L 1-2	15,691	2-5-2	T10	8	COL: McBean (85); NYR: Royer (5) Etienne (76)
Sat.	May 19	at New York City	L 0-4	21,494	2-6-2	T11	8	COL: Villa (22,74) Matarrita (49) Moralez (56)
Sat.	May 26	Portland	L 2-3	17,424	2-7-2	T11	8	COL: own goal (31) Boli (99+); POR: Armenteros (29,37) Valeri (56)
Fri.	June 1	Vancouver	L 1-2	16,746	2-8-2	T11	8	COL: Castillo (41); VAN: Techera (17) Reyna (39)
Sat.	June 9	at Houston	L 0-2	16,058	2-9-2	12	8	HOU: Martinez (30) Manotas (36)
Wed.	June 13	Chicago	T 2-2	16,068	2-9-3	12	9	COL: Badji (7) Smith (15); CHI: own goal (21) Katai (24)
Sat.	June 23	Minnesota	W 3-2	13,664	3-9-3	T10	12	COL: Castillo (50) Mason (74) Smith (97+); MIN: M. Ibarra (20) Ramirez (65)
Sun.	July 1	at Vancouver	W 1-0	21,038	4-9-3	10	15	COL: own goal (43)
Wed.	July 4	Seattle	L 1-2	16,374	4-10-3	T10	15	COL: Nicholson (40); SEA: Bruin (19,59)
Sat.	July 7	at Montreal	L 1-2	16,030	4-11-3	11	15	COL: Badji (78); MTL: Taider (55,56)
Sat.	July 14	Houston	T 0-0	14,327	4-11-4	T10	16	
Sat.	July 21	at Real Salt Lake	T 2-2	19,207	4-11-5	11	17	COL: McBean (33) Serna (88); RSL: Kreilach (11) Plata (17)
Sat.	July 28	at D.C. United	L 1-2	18,931	4-12-5	11	17	COL: Acosta (82); DC: Rooney (33) own goal (90)
Sat.	Aug. 4	LA Galaxy	W 2-1	17,837	5-12-5	11	20	COL: Acosta (50) Nicholson (90); LA: Alessandrini (33)
Sat.	Aug. 11	San Jose	W 2-1	15,383	6-12-5	11	23	COL: Smith (24) Adjei-Boateng (93+); SJ: Eriksson (58)
Tue.	Aug. 14	at LA Galaxy	T 2-2	16,231	6-12-6	11	24	COL: Castillo (74) Jackson (82); LA: Cole (59) Lletget (78)
Sun.	Aug. 19	at Los Angeles FC	L 0-2	22,000	6-13-6	11	24	LFC: Nguyen (49) Rossi (80)
Sat.	Aug. 25	Real Salt Lake	L 0-6	16,669	6-14-6	11	24	RSL: Kreilach (6) Savarino (33,58) Plata (69) Baird (74) Rusnak (86)
Sat.	Sept. 8	at Portland	L 0-2	21,144	6-15-6	11	24	POR: Ebobisse (45) Valeri (65)
Sat.	Sept. 15	Atlanta	L 0-3	14,788	6-16-6	11	24	ATL: Almiron (10,18) Villalba (37)
Sat.	Sept. 22	at Columbus	L 1-2	19,121	6-17-6	11	24	COL: Gashi (26); CLB: Zardes (17) Higuain (57)
Sat.	Sept. 29	at Seattle	L 0-4	40,042	6-18-6	11	24	SEA: Ruidiaz (22,73) Lodeiro (52) Rodriguez (80)
Sat.	Oct. 6	Los Angeles FC	L 0-3	15,369	6-19-6	11	24	LFC: Zimmerman (15) Diomande (42,48)
Sat.	Oct. 13	at Minnesota	W 2-0	19,733	7-19-6	11	27	COL: Boli (61) Jackson (97+)
Sun.	Oct. 21	at San Jose	T 0-0	17,474	7-19-7	11	28	
Sun.	Oct. 28	FC Dallas	W 2-1	15,172	8-19-7	11	31	COL: Bassett (80) Smith (84); DAL: Urruti (18)



NON-PLAYOFF TEAMS

COLORADO RAPIDS – GAME-BY-GAME

#	Player	1	2	3	4	5	6	7	8	9	10	11	12	13	14	15	16	17	18	19	20	21	22	23	24	25	26	27	28	29	30	31	32	33	34												
1	Tim Howard	90G	90G	90G	90G	90G	20G	90G	90G	90G	90G	90G	90G	90G	90G	90G	90G	90G	90G	90G	90G	90G	90G	90G	90G	90G	90G	90G	90G	90G	90G	90G	90G	90G	90G	90G											
2	Edgar Castillo	90M	90M	90M	90M	90M	90M	90M	90M	90M	90M	90M	90M	90M	90M	90M	90M	90M	90M	90M	90M	90M	90M	90M	90M	90M	90M	90M	90M	90M	90M	90M	90M	90M	90M	90M											
3	Eric Miller	90D	90D	45D																																											
4	Danny Wilson	90D	90D	90D	90D	90D	90D	90D	90D	90D	90D	90D	90D	90D	90D	90D	90D	90D	90D	90D	90D	90D	90D	90D	90D	90D	90D	90D	90D	90D	90D	90D	90D	90D	90D	90D											
5	Tommy Smith	90M	90M	90M	90M	90M	90M	90M	90M	90M	90M	90M	90M	90M	90M	90M	90M	90M	90M	90M	90M	90M	90M	90M	90M	90M	90M	90M	90M	90M	90M	90M	90M	90M	90M	90M											
7	Giles Barnes	90M	90M	90M	90M	90M	90M	90M	90M	90M	90M	90M	90M	90M	90M	90M	90M	90M	90M	90M	90M	90M	90M	90M	90M	90M	90M	90M	90M	90M	90M	90M	90M	90M	90M	90M											
8	Johan Blomberg	90M	58M	90M	90M	90M	90M																																								
9	Yannick Boli	11	14	37	23	65F	31	45	90F	44F																																					
10	Joe Mason	64F	79F	77F																																											
11	Kellyn Acosta	21	22	50M	25	15	45F	20	2	21																																					
12	Shkelzen Gashi	25	26	13																																											
13	Niki Jackson	90F	84F	90F	89F	90F	76F	90F	90F	67F	90F	90F																																			
14	Sam Vines	90M	90M	90M	90M	90M	90M	90M	90M	90M	90M	90M	90M	90M	90M	90M	90M	90M	90M	90M	90M	90M	90M	90M	90M	90M	90M	90M	90M	90M	90M	90M	90M	90M	90M												
15	Dominique Badji	90M	84F	90F	89F	90F	76F	90F	90F	67F	90F	90F																																			
16	Sam Hamilton	30	10	51	40	11	17																																								
17	Dillon Serna	90M	90M	90M	90M	90M	90M	90M	90M	90M	90M	90M	90M	90M	90M	90M	90M	90M	90M	90M	90M	90M	90M	90M	90M	90M	90M	90M	90M	90M	90M	90M	90M	90M	90M												
18	Zac MacMath	90M	90M	90M	90M	90M	90M	90M	90M	90M	90M	90M	90M	90M	90M	90M	90M	90M	90M	90M	90M	90M	90M	90M	90M	90M	90M	90M	90M	90M	90M	90M	90M	90M	90M	90M											
19	Jack Price	90M	90M	90M	90M	90M	90M	90M	90M	90M	90M	90M	90M	90M	90M	90M	90M	90M	90M	90M	90M	90M	90M	90M	90M	90M	90M	90M	90M	90M	90M	90M	90M	90M	90M	90M											
20	Ricardo Perez	90M	90M	90M	90M	90M	90M	90M	90M	90M	90M	90M	90M	90M	90M	90M	90M	90M	90M	90M	90M	90M	90M	90M	90M	90M	90M	90M	90M	90M	90M	90M	90M	90M	90M	90M											
21	Bismark Adjel-Boateng	32	80M	90M	71M	72M	90M	66M	21	90M	61D	75M																																			
22	Michaël Azira	1	90M	39M																																											
23	Kip Colvey	19	79M																																												
24	Kortne Ford	29	90D	90D	90D	85D	76D	90D	90D	90D	90D	90D	90D	90D	90D	90D	90D	90D	90D	90D	90D	90D	90D	90D	90D	90D	90D	90D	90D	90D	90D	90D	90D	90D	90D												
26	Cole Bassett	29	90D	90D	90D	90D	90D	90D	90D	90D	90D	90D	90D	90D	90D	90D	90D	90D	90D	90D	90D	90D	90D	90D	90D	90D	90D	90D	90D	90D	90D	90D	90D	90D	90D	90D											
27	Deklan Wynne	90D	90D	90D	90D	90D	90D	90D	90D	90D	90D	90D	90D	90D	90D	90D	90D	90D	90D	90D	90D	90D	90D	90D	90D	90D	90D	90D	90D	90D	90D	90D	90D	90D	90D	90D											
28	Sam Nicholson	67M	73M	75M	90M	90M	90M	90M	90M	90M	90M	90M	90M	90M	90M	90M	90M	90M	90M	90M	90M	90M	90M	90M	90M	90M	90M	90M	90M	90M	90M	90M	90M	90M	90M	90M	90M										
29	Caleb Calvert	65F	6	69F	22F	45F	18	23	11	80F	73F	9	45	20	38	90M	27	74F	62F	79F	90F	34F	80F																								
33	Jared Watts	45	90D	90D	90D																																										
44	Axel Sjöberg	90M	90M	90M	90M	90M	90M	90M	90M	90M	90M	90M	90M	90M	90M	90M	90M	90M	90M	90M	90M	90M	90M	90M	90M	90M	90M	90M	90M	90M	90M	90M	90M	90M	90M	90M											
50	Andrew Dykstra	90M	90M	90M	90M	90M	90M	90M	90M	90M	90M	90M	90M	90M	90M	90M	90M	90M	90M	90M	90M	90M	90M	90M	90M	90M	90M	90M	90M	90M	90M	90M	90M	90M	90M	90M											
90	Enzo Martinez	90M	90M	90M	90M	90M	90M	90M	90M	90M	90M	90M	90M	90M	90M	90M	90M	90M	90M	90M	90M	90M	90M	90M	90M	90M	90M	90M	90M	90M	90M	90M	90M	90M	90M	90M											
94	Marlon Hairston	90M	90M	60M	79M	68M	90M	90M	90M	90M	90M	90M	90M	90M	90M	90M	90M	90M	90M	90M	90M	90M	90M	90M	90M	90M	90M	90M	90M	90M	90M	90M	90M	90M	90M	90M											

Played for other teams:
Sam Nicholson played 526 minutes for MIN
Kellyn Acosta played 674 minutes for DAL

"00" = 100 minutes played
F/M/D/G = starting position



NON-PLAYOFF TEAMS

COLORADO RAPIDS – GAME-BY-GAME LOG

Game #1	03/10/2018	COL 1 at NE 2	L	Jackson 1 (Blomberg 1) 66
Game #2	03/24/2018	COL 2 vs KC 2	T	Badji 1 (Castillo 1, Price 1) 5; Mason 1 (Smith 1) 8
Game #3	03/31/2018	COL 3 vs PHI 0	W	Badji 2 (Smith 2, Price 2) 53; Badji 3 (unassisted) 61; Badji 4 (Blomberg 2) 87
Game #4	04/07/2018	COL 1 at DAL 1	T	Mason 2 (Badji 1) 62
Game #5	04/14/2018	COL 2 vs TOR 0	W	Price 1 (unassisted) 2; Gashi 1 (penalty kick) 78
Game #6	04/21/2018	COL 0 at RSL 3	L	
Game #7	04/29/2018	COL 1 vs ORL 2	L	Badji 5 (Martinez 1) 26
Game #8	05/05/2018	COL 0 at KC 1	L	McBean 1 (unassisted) 85
Game #9	05/12/2018	COL 1 vs NYR 2	L	
Game #10	05/19/2018	COL 0 at NYC 4	L	
Game #11	05/26/2018	COL 2 vs POR 3	L	own goal (Cascante) 31; Boli 1 (penalty kick) 99+
Game #12	06/01/2018	COL 1 vs VAN 2	L	Castillo 1 (Blomberg 3) 41
Game #13	06/09/2018	COL 0 at HOU 2	L	
Game #14	06/13/2018	COL 2 vs CHI 2	T	Badji 6 (Smith 3) 7; Smith 1 (Price 3, Nicholson 2) 15
Game #15	06/23/2018	COL 3 vs MIN 2	W	Castillo 2 (Martinez 2) 50; Mason 3 (Gashi 1, Wilson 1) 74; Smith 2 (Gashi 2) 97+
Game #16	07/01/2018	COL 1 at VAN 0	W	own goal (de Jong) 43
Game #17	07/04/2018	COL 1 vs SEA 2	L	Nicholson 2 (Castillo 2, Badji 2) 40
Game #18	07/07/2018	COL 1 at MTL 2	L	Badji 7 (unassisted) 78
Game #19	07/14/2018	COL 0 vs HOU 0	T	
Game #20	07/21/2018	COL 2 at RSL 2	T	McBean 2 (penalty kick) 33; Serna 1 (unassisted) 88
Game #21	07/28/2018	COL 1 at DC 2	L	Acosta 2 (McBean 1) 82
Game #22	08/04/2018	COL 2 vs LA 1	W	Acosta 3 (Price 4) 50; Nicholson 3 (Castillo 3, Adjei-Boateng 1) 90
Game #23	08/11/2018	COL 2 vs SJ 1	W	Smith 3 (Acosta 3, Nicholson 3) 24; Adjei-Boateng 1 (Castillo 4, Acosta 4) 93+
Game #24	08/14/2018	COL 2 at LA 2	T	Castillo 3 (unassisted) 74; Jackson 2 (Castillo 5) 82
Game #25	08/19/2018	COL 0 at LFC 2	L	
Game #26	08/25/2018	COL 0 vs RSL 6	L	
Game #27	09/08/2018	COL 0 at POR 2	L	
Game #28	09/15/2018	COL 0 vs ATL 3	L	
Game #29	09/22/2018	COL 1 at CLB 2	L	Gashi 2 (unassisted) 26
Game #30	09/29/2018	COL 0 at SEA 4	L	
Game #31	10/06/2018	COL 0 vs LFC 3	L	
Game #32	10/13/2018	COL 2 at MIN 0	W	Boli 2 (Hairston 1) 61; Jackson 3 (unassisted) 97+
Game #33	10/21/2018	COL 0 at SJ 0	T	
Game #34	10/28/2018	COL 2 vs DAL 1	W	Bassett 1 (Martinez 3, Hairston 2) 80; Smith 4 (Acosta 5) 84



NON-PLAYOFF TEAMS

COLORADO RAPIDS --CUP COMPETITIONS -- GAME-BY-GAME

#	Player	CONCACAF CHAMPIONS LEAGUE		U.S. OPEN CUP	
		R161	R162	4R	
		TOR	TOR	NASH	
		0-2	0-0	0-2	
1	Tim Howard	90G			
2	Edgar Castillo	90D	24		
3	Eric Miller				
4	Danny Wilson	90D		90D	
5	Tommy Smith	90D			
7	Stefan Aigner				74D
8	Johan Blomberg	66M			
10	Joe Mason				
11	Shkelzen Gashi				
12	Niki Jackson	24			
13	Sam Vines				
14	Dominique Badji	90M	90F		90F
15	Sam Hamilton				
17	Dillon Serna				
18	Zac MacMath	90G			90F
19	Jack Price	90M	90M		90G
20	Ricardo Perez				90M
21	Bismark Adjei-Boateng	90M			16
22	Micheal Azira				90M
23	Kip Colvey				
24	Kortne Ford	90D	90D		
27	Deklan Wynne	90D	90M		90D
28	Sam Nicholson				90M
29	Caleb Calvert				
32	Jack McBean	90F	66F		20
33	Jared Watts				
44	Axel Sjoberg				
50	Andrew Dykstra				
90	Enzo Martinez	90M	90M		90M
94	Marlon Hairston	90M	90M		70M

CONCACAF CHAMPIONS LEAGUE			
R16(1)	02/21/2018	COL 0	vs TOR 2 L
R16(2)	02/27/2018	COL 0	at TOR 0 T

U.S. OPEN CUP			
4R	06/06/2018	COL 0	at NASHVL 2 L



NON-PLAYOFF TEAMS

HOUSTON DYNAMO PLAYOFF HISTORY

vs. Team	No. of Series		GP	W-L-T	OT	ShO	GF	GA	Last Mtg.	Round	Series Result
	Series	W-L									
Chicago	1	1-0	1	1-0-0	0-0-0	0-0	2	1	2012	Wild Card	Won 1 games to 0
Chivas USA	1	1-0	2	1-1-0	0-0-0	0-0	3	2	2006	Quarterfinals	Won Series Tie-Breaker
Colorado	1	1-0	1	1-0-0	0-0-0	0-0	3	1	2006	Semifinals	Won 1 games to 0
D.C. United	1	1-0	2	1-0-1	0-0-0	0-0	4	2	2012	Semifinals	Won 1 games to 0
FC Dallas	1	1-0	2	1-1-0	1-0-0	0-0	4	2	2007	Quarterfinals	Won Series Tie-Breaker
Kansas City	5	4-1	7	4-2-1	1-0-0	0-0	8	3	2017	Wild Card	Won 1 games to 0
Los Angeles	3	0-3	3	0-3-0	0-1-0	0-0	1	6	2012	MLS Cup '12	Lost MLS Cup '12
Montreal	1	1-0	1	1-0-0	0-0-0	0-0	3	0	2013	Wild Card	Won 1 games to 0
New England	2	2-0	2	2-0-0	1-0-0	1-0	3	2	2007	MLS Cup '07	Won MLS Cup '07
New York	2	1-1	4	1-1-2	1-0-0	0-0	5	7	2013	Quarterfinals	Won 1 games to 0
Philadelphia	1	1-0	2	2-0-0	0-0-0	0-0	3	1	2011	Quarterfinals	Won 2 games to 0
Portland	1	1-0	2	1-0-1	0-0-0	0-0	2	1	2017	Quarterfinals	Won 1 games to 0
Seattle	2	1-1	4	1-2-1	1-0-0	0-0	1	5	2017	Semifinals	Lost 2 games to 0
TOTALS	22	16-6	33	17-10-6	5-1-0	1-0	42	33			

HOUSTON DYNAMO – ALL-TIME POSTSEASON RESULTS

DATE	OPPONENT	RESULT	ATT.	W-L-T	RD.	GOALS:
10/22/2006	at Chivas USA	L 1-2	15,110	0-1-0	QTR	HOU: Ching (75); CHV: Razov (45) Palencia (68)
10/29/2006	Chivas USA	W 2-0	17,440	1-1-0	QTR	HOU: Davis (64) Ching (90)
11/05/2006	Colorado	W 3-1	23,107	2-1-0	SEM	HOU: Dalglis (10,21) Mullan (71); COL: Kirovski (4)
11/12/2006	at New England	W 1-1 (OT)	22,427	3-1-0	FIN	HOU: Ching (114); NE: Twellman (113)
10/27/2007	at FC Dallas	L 0-1	12,537	0-1-0	QTR	DAL: Goodson (23)
11/02/2007	FC Dallas	W 4-1 (OT)	30,088	1-1-0	QTR	HOU: Holden (66) Ching (72,97) Davis (100); DAL: Ruiz (14)
11/10/2007	Kansas City	W 2-0	30,972	2-1-0	SEM	HOU: Jaqua (35) De Rosario (81)
11/18/2007	at New England	W 2-1	39,859	3-1-0	FIN	HOU: Ngwenya (61) De Rosario (74); NE: Twellman (20)
11/01/2008	at New York	T 1-1	11,578	0-0-1	QTR	HOU: Kamara (85); NY: Angel (48)
11/09/2008	New York	L 0-3	30,053	0-1-1	QTR	NY: Richards (25) Angel (36) Wolyniec (81)
10/29/2009	at Seattle	T 0-0	35,807	0-0-1	QTR	
11/08/2009	Seattle	W 1-0 (OT)	27,465	1-0-1	QTR	HOU: Ching (96)
11/13/2009	at Los Angeles	L 0-2 (OT)	25,373	1-1-1	SEM	LA: Berhalter (103) Donovan (109)
10/30/2011	at Philadelphia	W 2-1	18,539	1-0-0	QTR	HOU: Hainault (5) Carr (30); PHI: Le Toux (7)
11/03/2011	Philadelphia	W 1-0	24,749	2-0-0	QTR	HOU: Ching (45)
11/06/2011	at Sporting KC	W 2-0	20,839	3-0-0	SEM	HOU: Hainault (53) Costly (87)
11/20/2011	at Los Angeles	L 0-1	30,281	3-1-0	FIN	
10/31/2012	at Chicago	W 2-1	10,923	1-0-0	WC	HOU: Bruin (12,46); CHI: Alex (83)
11/04/2012	Sporting KC	W 2-0	20,689	2-0-0	QTR	HOU: Moffat (18) Bruin (75)
11/07/2012	at Sporting KC	L 0-1	20,894	2-1-0	QTR	KC: Sinovic (64)
11/11/2012	D.C. United	W 3-1	22,101	3-1-0	SEM	HOU: Hainault (51) Bruin (68) Sarkodie (81); DC: DeLeon (27)
11/18/2012	at D.C. United	T 1-1	20,015	3-1-1	SEM	HOU: Garcia (33); DC: Boskovic (83)
12/01/2012	at Los Angeles	L 1-3	30,510	3-2-1	FIN	HOU: Carr (44); LA: Gonzalez (60) Donovan (65) Keane (94+)
10/31/2013	Montreal	W 3-0	10,476	1-0-0	WC	HOU: Bruin (16,72) Garcia (27)
11/03/2013	New York	T 2-2	20,626	1-0-1	QTR	HOU: R. Clark (51) Cummings (92+); NY: Cahill (22) Alexander (32)
11/06/2013	at New York	W 2-1 (OT)	22,264	2-0-1	QTR	HOU: Davis (36) Cummings (104); NY: Wright-Phillips (23)
11/09/2013	Sporting KC	T 0-0	22,107	2-0-2	SEM	
11/23/2013	at Sporting KC	L 1-2	21,650	2-1-2	SEM	HOU: Garcia (3); KC: Sapong (14) Dwyer (63)
10/26/2017	Sporting KC	W 1-0 (OT)	14,126	1-0-0	WC	HOU: Elis (94)
10/30/2017	Portland	T 0-0	15,169	1-0-1	QTR	
11/05/2017	at Portland	W 2-1	21,144	2-0-1	QTR	HOU: Remick (43) Manotas (77); POR: Asprilla (39)
11/21/2017	Seattle	L 0-2	22,661	2-1-1	SEM	SEA: Svensson (11) Bruin (42)
11/30/2017	at Seattle	L 0-3	45,298	2-2-1	SEM	SEA: Rodriguez (22) Dempsey (57) Bruin (73)



NON-PLAYOFF TEAMS

2018 HOUSTON DYNAMO STATISTICS (10-16-8, 38 pts.)

UNF	POS	PLAYER	GP	GS	MIN	G	A	SHT	SOG	FC	FS	OFF	CK	C	E
9	F	Mauro Manotas	33	30	2633	19	1	95	43	24	20	23	4	1	0
17	M	Alberth Elis	30	27	2422	11	10	101	44	33	51	7	0	6	1
31	M	Romell Quioto	32	25	2252	6	12	82	30	28	33	5	32	3	0
10	M	Tomas Martinez	32	31	2455	5	13	66	19	22	61	2	24	5	1
4	D	Philippe Senderos	8	7	606	4	1	10	6	6	4	0	0	2	0
2	D	Alejandro Fuenmayor	22	21	1763	3	1	8	4	29	7	0	0	7	1
11	D	Andrew Wenger	22	20	1710	2	1	14	7	20	12	1	0	1	0
27	M	Boniek Garcia	29	21	2063	1	7	6	1	43	23	1	53	7	0
6	M	Eric Alexander	21	20	1662	1	2	7	1	17	10	0	7	3	1
7	D	DaMarcus Beasley	26	26	2208	1	2	11	7	15	39	0	0	0	1
24	M	Darwin Ceren	24	20	1858	1	0	8	2	42	20	0	7	9	1
16	D	Kevin Garcia	15	11	1103	1	0	3	1	5	4	0	0	0	0
22	D	Leonardo	24	19	1770	1	0	5	1	32	6	3	0	4	0
21	F	Ronaldo Pena	9	2	222	1	0	7	5	14	4	2	0	2	1
8	M	Memo Rodriguez	19	6	645	1	0	12	2	8	13	0	23	1	0
12	M	Arturo Alvarez	18	2	341	0	1	8	3	5	5	2	12	1	0
14	D	Adam Lundqvist	16	12	1200	0	1	6	1	18	15	0	19	4	0
33	D	Jared Watts (TOT)	7	7	535	0	1	2	0	2	2	0	0	1	0
33	D	Jared Watts (HOU)	7	7	535	0	1	2	0	2	2	0	0	1	0
25	M	Eric Bird	6	4	340	0	0	7	3	9	1	0	0	0	0
5	M	Juan David Cabezas	6	4	290	0	0	4	1	10	2	0	0	1	0
20	D	A.J. DeLaGarza	4	4	360	0	0	0	0	6	2	0	0	0	0
1	G	Tyler Deric	2	2	180	0	0	0	0	1	0	0	0	1	0
13	M	Luis Gil	12	3	272	0	0	5	3	3	2	0	0	1	0
3	D	Adolfo Machado	21	18	1696	0	0	5	0	26	6	0	0	3	0
18	G	Chris Seitz	6	6	540	0	0	0	0	1	0	0	0	1	0
19	F	Mac Steeves	3	0	26	0	0	2	1	0	0	1	0	0	0
23	G	Joe Willis	26	26	2340	0	0	0	0	0	1	0	0	3	0
30	D	Conor Donovan	0	0	0	0	0	0	0	0	0	0	0	0	0
26	G	Michael Nelson	0	0	0	0	0	0	0	0	0	0	0	0	0
15	D	Dylan Remick	0	0	0	0	0	0	0	0	0	0	0	0	0
		Team totals	34	34	3060	58	53	474	185	419	363	47	181	67	7
		Opponent totals	34	34	3060	58	64	414	161	363	419	96	155	65	1

GAME-WINNING GOALS: Tomas Martinez 2, Mauro Manotas 2, Andrew Wenger 1, Philippe Senderos 1
Memo Rodriguez 1, Leonardo 1, Romell Quioto 1, Alberth Elis 1

GAME-WINNING ASSISTS: Alberth Elis 4, Tomas Martinez 2, Boniek Garcia 2, Philippe Senderos 1
Romell Quioto 1

PENALTY KICK GOALS/ATTEMPTS: Mauro Manotas 2-2, Alberth Elis 2-2

HOUSTON DYNAMO INDIVIDUAL GOALKEEPING

UNF	POS	GOALKEEPER	GP	GS	MIN	SHTS	SV	GA	GAA	PG	PA	W	L	T	SO
18	G	Chris Seitz	6	6	540	23	14	9	1.50	1	2	1	3	2	1
23	G	Joe Willis	26	26	2340	124	82	42	1.62	5	7	9	11	6	4
1	G	Tyler Deric	2	2	180	14	7	7	3.50	1	1	0	2	0	0
		Team totals	34	34	3060	161	103	58	1.71	7	10	10	16	8	5
		Opponent totals	34	34	3060	185	124	58	1.71	4	4	16	10	8	7

* = Played with other teams in 2018. Only Houston Dynamo statistics listed here.



NON-PLAYOFF TEAMS

HOUSTON DYNAMO 2018 SCHEDULE

DAY	DATE	OPPONENT	RESULT	ATT.	W-L-T	POS.	PTS	NOTES:
Sat.	Mar. 3	Atlanta	W 4-0	20,377	1-0-0	T1	3	HOU: Wenger (5) Senderos (23) Manotas (27) Ceren (50+)
Sat.	Mar. 10	Vancouver	L 1-2	16,082	1-1-0	T3	3	HOU: Elis (39); VAN: Kamara (28) Shea (49)
Sat.	Mar. 17	at D.C. United	T 2-2	5,128	1-1-1	T5	4	HOU: Elis (30) Manotas (31); DC: Mattocks (50) Acosta (97+)
Sat.	Mar. 31	New England	L 0-2	17,156	1-2-1	T7	4	NE: Bunbury (15) Penilla (71)
Sat.	Apr. 14	at San Jose	T 2-2	17,822	1-2-2	T9	5	HOU: Martinez (48) Manotas (63); SJ: Eriksson (26) Hyka (85)
Sat.	Apr. 21	Toronto FC	W 5-1	17,109	2-2-2	T7	8	HOU: Manotas (3) Leonardo (7) Alexander (46) Elis (60) Quioto (77); TOR: Taintor (52)
Sat.	Apr. 28	at Minnesota	L 1-2	21,574	2-3-2	T8	8	HOU: Elis (10); MIN: Quintero (40) Ibson (70)
Sat.	May 5	LA Galaxy	W 3-2	22,320	3-3-2	T6	11	HOU: Fuenmayor (2) Quioto (47) Rodriguez (90); LA: G. dos Santos (39) Kamara (85)
Fri.	May 11	at Vancouver	T 2-2	18,813	3-3-3	T5	12	HOU: Martinez (35) Manotas (90); VAN: Aja (44) Waston (94+)
Sun.	May 20	at Chicago	W 3-2	14,206	4-3-3	6	15	HOU: Quioto (4) Elis (56,74); CHI: Nikolic (14) Campos (16)
Fri.	May 25	New York City FC	W 3-1	18,123	5-3-3	4	18	HOU: Fuenmayor (21) Martinez (69) Elis (80); NYC: Villa (6)
Wed.	May 30	at Real Salt Lake	L 1-2	16,613	5-4-3	6	18	HOU: Elis (75); RSL: L. Silva (34) Beckerman (82)
Sat.	June 2	at Montreal	L 0-1	17,512	5-5-3	7	18	MTL: Vargas (44)
Sat.	June 9	Colorado	W 2-0	16,058	6-5-3	7	21	HOU: Martinez (30) Manotas (36)
Sat.	June 23	at Sporting KC	L 2-3	20,081	6-6-3	7	21	HOU: Manotas (2,45); KC: Salloi (59) Rubio (85) Shelton (88)
Tue.	July 3	Los Angeles FC	T 2-2	16,037	6-6-4	7	22	HOU: Manotas (94+) Senderos (96+); LFC: Blessing (5) Kaye (72)
Sat.	July 7	Minnesota	W 3-0	13,947	7-6-4	T7	25	HOU: Senderos (36,52) Elis (92+)
Sat.	July 14	at Colorado	T 0-0	14,327	7-6-5	T7	26	
Sat.	July 21	FC Dallas	T 1-1	19,295	7-6-6	7	27	HOU: Manotas (8); DAL: Hedges (0:51)
Wed.	July 25	Philadelphia	L 1-3	13,094	7-7-6	8	27	HOU: Manotas (10); PHI: Bedoya (34) Burke (70) Picault (96+)
Sat.	July 28	at Portland	L 1-2	21,144	7-8-6	9	27	HOU: Quioto (12); POR: Blanco (7) Adi (80)
Sat.	Aug. 4	Sporting KC	L 0-1	14,675	7-9-6	10	27	KC: Rubio (74)
Sat.	Aug. 11	at Columbus	L 0-1	15,891	7-10-6	10	27	CLB: Zardes (91+)
Sat.	Aug. 18	Real Salt Lake	L 1-2	15,072	7-11-6	10	27	HOU: B. Garcia (36); RSL: Rusnak (93+,100+)
Thu.	Aug. 23	FC Dallas	T 1-1	16,544	7-11-7	10	28	HOU: Pena (88); DAL: Barrios (83)
Wed.	Aug. 29	at New York Red B	L 0-1	15,042	7-12-7	10	28	NYR: White (55)
Sat.	Sept. 1	at FC Dallas	L 2-4	16,835	7-13-7	10	28	HOU: Manotas (53) Elis (72); DAL: Barrios (10) Mosquera (48,51) Ziegler (58)
Sat.	Sept. 15	Portland	W 4-1	15,256	8-13-7	9	31	HOU: Elis (32) Manotas (39,71) Fuenmayor (81); POR: own goal (9)
Sat.	Sept. 22	at Orlando City S	T 0-0	23,723	8-13-8	10	32	
Sat.	Sept. 29	San Jose	W 3-2	17,136	9-13-8	10	35	HOU: Manotas (56) Martinez (68) Quioto (87); SJ: Wondolowski (37) own goal (45)
Mon.	Oct. 8	at Seattle	L 1-4	39,518	9-14-8	10	35	HOU: Beasley (87); SEA: Bruin (18) C. Roldan (34) Rodriguez (64,73)
Fri.	Oct. 12	at Los Angeles FC	L 2-4	22,000	9-15-8	10	35	HOU: Manotas (33) Wenger (80); LFC: Vela (44,78) Diomande (53) Zimmerman (58)
Sun.	Oct. 21	Seattle	L 2-3	19,127	9-16-8	10	35	HOU: K. Garcia (63) Manotas (89); SEA: Marshall (26) Svensson (49) Ruidiaz (87)
Sun.	Oct. 28	at LA Galaxy	W 3-2	27,068	10-16-8	9	38	HOU: Quioto (57) Manotas (73,79); LA: Kamara (27,30)



NON-PLAYOFF TEAMS

HOUSTON DYNAMO – GAME-BY-GAME LOG

Game #	Date	Opponent	Result	Wenger 1	Senderos 1	B. Garcia 1	Alexander 1	Manotas 1	Wenger 1	Ellis 2	27;
Game #1	03/03/2018	HOU 4 vs ATL 0	W	Wenger 1 (Ellis 1, Senderos 1)	5;	Senderos 1 (B. Garcia 1, Alexander 1)	23;	Manotas 1 (Wenger 1, Ellis 2)	27;		
Game #2	03/10/2018	HOU 1 vs VAN 2	L	Ceren 1 (unassisted)	50+						
Game #3	03/17/2018	HOU 2 at DC 2	T	Ellis 1 (Martinez 1, Alexander 2)	39						
Game #4	03/31/2018	HOU 0 vs NE 2	L	Ellis 2 (unassisted)	30;	Manotas 2 (Ellis 3)	31				
Game #5	04/14/2018	HOU 2 at SJ 2	T	Martinez 1 (unassisted)	48;	Manotas 3 (Ellis 4, Martinez 2)	63				
Game #6	04/21/2018	HOU 5 vs TOR 1	W	Manotas 4 (Quioto 1)	3;	Leonardo 1 (unassisted)	7;	Alexander 1 (unassisted)	46;	Ellis 3 (Quioto 2)	60;
Game #7	04/28/2018	HOU 1 at MIN 2	L	Quioto 1 (Fuenmayor 1)	77						
Game #8	05/05/2018	HOU 3 vs LA 2	W	Ellis 4 (Quioto 3, Martinez 3)	10						
Game #9	05/11/2018	HOU 2 at VAN 2	T	Fuenmayor 1 (Quioto 4)	2;	Quioto 2 (unassisted)	47;	Rodriguez 1 (unassisted)	90		
Game #10	05/20/2018	HOU 3 at CHI 2	W	Martinez 2 (Ellis 5, B. Garcia 2)	35;	Manotas 5 (unassisted)	90				
Game #11	05/25/2018	HOU 3 vs NYC 1	W	Quioto 3 (Martinez 4)	4;	Ellis 5 (penalty kick)	56;	Ellis 6 (B. Garcia 3)	74		
Game #12	05/30/2018	HOU 1 at RSL 2	L	Fuenmayor 2 (Quioto 5)	21;	Martinez 3 (B. Garcia 4)	69;	Ellis 7 (unassisted)	80		
Game #13	06/02/2018	HOU 0 at MTL 1	L	Ellis 8 (Quioto 6)	75						
Game #14	06/09/2018	HOU 2 vs COL 0	W	Martinez 4 (unassisted)	30;	Manotas 6 (penalty kick)	36				
Game #15	06/23/2018	HOU 2 at KC 3	L	Manotas 7 (Martinez 5)	2;	Manotas 8 (Beasley 1, Quioto 7)	45				
Game #16	07/03/2018	HOU 2 vs LFC 2	T	Manotas 9 (Beasley 2)	94+;	Senderos 2 (Ellis 6, Quioto 8)	96+				
Game #17	07/07/2018	HOU 3 vs MIN 0	W	Senderos 3 (Ellis 7, Quioto 9)	36;	Senderos 4 (Quioto 10)	52;	Ellis 9 (unassisted)	92+		
Game #18	07/14/2018	HOU 0 at COL 0	T								
Game #19	07/21/2018	HOU 1 vs DAL 1	T	Manotas 10 (Quioto 11, Watts 1)	8						
Game #20	07/25/2018	HOU 1 vs PHI 3	L	Manotas 11 (B. Garcia 5)	10						
Game #21	07/28/2018	HOU 1 at POR 2	L	Quioto 4 (Ellis 8)	12						
Game #22	08/04/2018	HOU 0 vs KC 1	L								
Game #23	08/11/2018	HOU 0 at CLB 1	L								
Game #24	08/18/2018	HOU 1 vs RSL 2	L	B. Garcia 1 (unassisted)	36						
Game #25	08/23/2018	HOU 1 vs DAL 1	T	Pena 1 (Martinez 6)	88						
Game #26	08/29/2018	HOU 0 at NYR 1	L								
Game #27	09/01/2018	HOU 2 at DAL 4	L	Manotas 12 (unassisted)	53;	Ellis 10 (penalty kick)	72				
Game #28	09/15/2018	HOU 4 vs POR 1	W	Ellis 11 (Martinez 7)	32;	Manotas 13 (Ellis 9, Martinez 8)	39;	Manotas 14 (unassisted)	71;		
Game #29	09/22/2018	HOU 0 at ORL 0	T	Fuenmayor 3 (unassisted)	81						
Game #30	09/29/2018	HOU 3 vs SJ 2	W	Manotas 15 (Martinez 9)	56;	Martinez 5 (unassisted)	68;	Quioto 5 (unassisted)	87		
Game #31	10/08/2018	HOU 1 at SEA 4	L	Beasley 1 (Alvarez 1, Martinez 10)	87						
Game #32	10/12/2018	HOU 2 at LFC 4	L	Manotas 16 (B. Garcia 6, Martinez 11)	33;	Wenger 2 (Manotas 1, Lundqvist 1)	80				
Game #33	10/21/2018	HOU 2 vs SEA 3	L	K. Garcia 1 (B. Garcia 7)	63;	Manotas 17 (Quioto 12)	89				
Game #34	10/28/2018	HOU 3 at LA 2	W	Quioto 6 (Martinez 12)	57;	Manotas 18 (penalty kick)	73;	Manotas 19 (Ellis 10, Martinez 13)	79		



NON-PLAYOFF TEAMS

HOUSTON DYNAMO --CUP COMPETITIONS -- GAME-BY-GAME

#	Player	U.S. OPEN CUP									
		4R NTXR	5R MIN	QF KC	SF LFC	F PHI	4R NTXR	5R MIN	QF KC	SF LFC	F PHI
2	Alejandro Fuenmayor	61D	90D	90D	90D	90D	4-2	3-0	3-0	3-0	90D
3	Adolfo Machado				120D						90D
4	Phillipe Senderos	29	90D	68D	120D						41D
5	Juan David Cabezas										90M
6	Eric Alexander		90M	14							90D
7	DaMarcus Beasley			90D							90D
8	Memo Rodriguez	82F	71F	17	48						7
9	Mauro Manotas	60F	90F	90M	84F						90F
10	Tomas Martinez	7	90M		120M						90M
11	Andrew Wenger				120D						90D
12	Arturo Alvarez	90F	83F								90D
13	Luis Gil	79M	90M		36						90D
14	Adam Lundqvist		90D		88D						90D
15	Dylan Remick										90D
16	Kevin Garcia	90D	90D		32						49
17	Alberth Elis	30	90M	90M	120F						90F
18	Chris Seltz	90G	90G								90F
19	Mac Steeves										90G
20	A.J. DeLaGarza										90G
21	George Malki			22							13
22	Leonardo										90G
23	Joe Willis				120G						90G
24	Darwin Ceren			90M	120M						13
25	Eric Bird	90M	90M								90M
26	Michael Nelson										90M
27	Boniek Garcia			76M	120M						77M
28	Conor Donovan										90M
30	Romell Quioto	90D	19	73M	72F						83F
31	Jared Watts										90M
33	Todd Wharton	90M									90M
35	Mattias Zaldivar	11									90M
37	Aldo Quintanilla	90F									90F
38	Manny Padilla	90D									90D
39	John Montaña	8									8
40											

U.S. OPEN CUP
 4R 06/06/2018 HOU 5 vs NTEXRAY 0 W Rodriguez (unassisted) 55; Quintanilla (Gil) 68; Rodriguez (penalty kick) 71; Zaldivar (Alvarez) 88; Quintanilla (Alvarez) 92+
 5R 06/18/2018 HOU 1 vs MIN 0 W Manotas (Lundqvist) 47
 QF 07/18/2018 HOU 4 vs KC 2 W Quioto (unassisted) 35; Quioto (Ceren) 66; Manotas (unassisted) 69; Manotas (Rodriguez) 88
 SF 08/08/2018 HOU 3 vs LFC 3 T (7-6 pens) Wenger (Lundqvist) 12; Manotas (Elis) 25; Rodriguez (Martinez) 75
 F 09/26/2018 HOU 3 vs PHI 0 W Manotas (Elis) 4; Manotas (Elis) 25; own goal (Trusty) 65



NON-PLAYOFF TEAMS

LA GALAXY PLAYOFF HISTORY

vs. Team	No. of Series	Series	W-L	GP	W-L-T	OT	ShO	GF	GA	Mtg.	Round	Series Result
Chicago	2	1-1	5	2-2-1	2-0-1	0-1	5	4	2001	Semifinals	Won 7 pts. to 1	
Chivas USA	1	1-0	2	1-0-1	0-0-0	0-0	3	2	2009	Quarterfinals	Won 1 games to 0	
Colorado	5	4-1	9	7-2-0	0-1-0	0-0	15	2	2016	Quarterfinals	Lost Series Tie-Breaker	
D.C. United	2	0-2	2	0-2-0	0-1-0	0-0	2	5	1999	MLS Cup '99	Lost MLS Cup '99	
FC Dallas	4	2-2	8	4-4-0	0-0-0	0-2	16	13	2010	Semifinals	Lost 1 games to 0	
Houston	3	3-0	3	3-0-0	1-0-0	0-0	6	1	2012	MLS Cup '12	Won MLS Cup '12	
Kansas City	4	2-2	9	5-3-1	2-0-1	1-0	14	15	2004	Semifinals	Lost 1 games to 0	
New England	3	3-0	3	3-0-0	3-0-0	0-0	4	1	2014	MLS Cup '14	Won MLS Cup '14	
New York	2	2-0	5	3-1-1	0-0-1	0-0	9	8	2011	Quarterfinals	Won 2 games to 0	
Real Salt Lake	5	3-2	7	4-2-1	0-2-0	0-1	13	5	2016	Wild Card	Won 1 games to 0	
San Jose	5	3-2	10	5-4-1	0-1-0	0-0	16	12	2012	Quarterfinals	Won Series Tie-Breaker	
Seattle	4	3-1	7	4-3-0	0-0-0	0-0	11	8	2015	Wild Card	Lost 1 games to 0	
Tampa Bay	1	1-0	2	2-0-0	0-0-0	0-0	6	2	2000	Quarterfinals	Won 6 pts. to 0	
Vancouver	1	1-0	1	1-0-0	0-0-0	0-0	2	1	2012	Wild Card	Won 1 games to 0	
TOTALS	42	29-13	73	44-23-6	8-5-3	1-4	122	79				

LA GALAXY – ALL-TIME POSTSEASON RESULTS

DATE	OPPONENT	RESULT	ATT.	W-L-T	RD.	GOALS:
09/26/1996	at San Jose	L 0-1	17,209	0-1-0	QTR	
09/29/1996	San Jose	W 2-0	27,833	1-1-0	QTR	Fraser (84); Hurtado (90)
10/02/1996	San Jose	W 2-0	30,231	2-1-0	QTR	Hurtado (31); Cienfuegos (36)
10/10/1996	Kansas City	W 2-1	25,212	3-1-0	SEM	Armas (48); Vanney (57)
10/13/1996	at Kansas City	W 1-1 (3-1)	11,041	4-1-0	SEM	Vanney (76)
10/20/1996	D.C. United	L 2-3 (OT)	34,643	4-2-0	FIN	Hurtado (5); Armas (56)
10/05/1997	Dallas	L 0-0 (0-2)	18,921	0-1-0	QTR	
10/08/1997	at Dallas	L 0-3	11,248	0-2-0	QTR	
10/01/1998	Dallas	W 6-1	10,047	1-0-0	QTR	Pena (10,69); Hermsillo (16,32); Cienfuegos (20); Welton (41)
10/04/1998	at Dallas	W 3-2	8,130	2-0-0	QTR	Hendrickson (80); Caligiuri (85); Mathis (88)
10/10/1998	Chicago	L 0-1	25,107	2-1-0	SEM	
10/16/1998	at Chicago	L 1-1 (1-2)	32,744	2-2-0	SEM	Pena (37)
10/17/1999	Colorado	W 3-0	16,307	1-0-0	QTR	Hendrickson (8); Vanney (52); Jones (57)
10/24/1999	at Colorado	W 2-0	6,542	2-0-0	QTR	Pena (74); Franchino (84)
10/31/1999	Dallas	W 2-1	17,372	3-0-0	SEM	Cienfuegos (39); Hendrickson (90)
11/07/1999	at Dallas	L 2-2 (3-4)	13,816	3-1-0	SEM	Hermsillo (13,54)
11/11/1999	Dallas	W 3-1	25,703	4-1-0	SEM	Vanney (3); Hermsillo (20); Cienfuegos (68)
11/21/1999	D.C. United	L 0-2	44,910	4-2-0	FIN	
09/14/2000	at Tampa Bay	W 1-0	5,583	1-0-0	QTR	Vanney (61)
09/20/2000	Tampa Bay	W 5-2	13,851	2-0-0	QTR	Hendrickson (14); Kelly (19); Hernandez (48); Cienfuegos (51); Jones (85)
09/29/2000	at Kansas City	T 0-0 (OT)	11,815	2-0-1	SEM	
10/03/2000	Kansas City	W 2-1 (OT)	20,849	3-0-1	SEM	Jones (16); Califf (93)
10/06/2000	at Kansas City	L 0-2 (ST)	8,320	3-1-1	SEM	
09/23/2001	MetroStars	T 1-1 (OT)	11,580	0-0-1	QTR	Caligiuri (63)
09/26/2001	at MetroStars	L 1-4	12,817	0-1-1	QTR	Victorine (4)
09/29/2001	MetroStars	W 4-2 (ST)	6,154	1-1-1	QTR	Victorine (21,33); Frye (56); Cienfuegos (98)
10/10/2001	at Chicago	T 1-1 (OT)	10,388	1-1-2	SEM	Hernandez (44)
10/13/2001	Chicago	W 1-0 (OT)	10,100	2-1-2	SEM	Vagenas (94)
10/17/2001	at Chicago	W 2-1 (OT)	13,444	3-1-2	SEM	Califf (44); Cienfuegos (98)
10/21/2001	San Jose	L 1-2 (OT)	21,626	3-2-2	FIN	Hernandez (21)
09/25/2002	Kansas City	W 3-2 (OT)	14,585	1-0-0	QTR	Ruiz (62,99); Jones (85)
09/28/2002	at Kansas City	L 1-4	9,484	1-1-0	QTR	Albright (71)
10/02/2002	Kansas City	W 5-2	14,713	2-1-0	QTR	Ruiz (34,66); Jones (46,62); Tennyson (93)
10/05/2002	Colorado	W 4-0	24,742	1-0-0	SEM	Califf (21); Ruiz (24,84); Hendrickson (71)
10/09/2002	at Colorado	W 1-0	12,367	2-0-0	SEM	Ruiz (64)
10/20/2002	New England	W 1-0 (OT)	61,316	1-0-0	FIN	Ruiz (113)
11/01/2003	San Jose	W 2-0	20,201	1-0-0	QTR	Victorine (59); Ruiz (62)
11/09/2003	at San Jose	L 2-5 (ST)	14,145	1-1-0	QTR	Ruiz (7); Vagenas (13)
10/22/2004	at Colorado	L 0-1	8,028	0-1-0	QTR	
10/30/2004	Colorado	W 2-0	20,026	1-1-0	QTR	Ruiz (30); Marshall (45)
11/05/2004	at Kansas City	L 0-2	11,931	1-2-0	SEM	
10/23/2005	San Jose	W 3-1	17,466	1-0-0	QTR	Gomez (13); Donovan (39,87)
10/29/2005	at San Jose	T 1-1	17,824	1-0-1	QTR	Grabavoy (67)
11/05/2005	at Colorado	W 2-0	12,789	2-0-1	SEM	Donovan (28,88)
11/13/2005	at New England	W 1-0 (OT)	21,193	3-0-1	FIN	Ramirez (105)
11/01/2009	at Chivas USA	T 2-2	25,218	0-0-1	QTR	LA: Magee (14) Donovan (41); CHV: Santos (4) Galindo (50)
11/08/2009	Chivas USA	W 1-0	27,000	1-0-1	QTR	LA: Donovan (73)
11/13/2009	Houston	W 2-0 (OT)	25,373	2-0-1	SEM	LA: Berhalter (103) Donovan (109)
11/22/2009	Real Salt Lake	L 1-1 (OT)	46,011	2-1-1	FIN	LA: Magee (41); RSL: Findley (64)



NON-PLAYOFF TEAMS

DATE	OPPONENT	RESULT	ATT.	W-L-T	RD.	GOALS:
10/31/2010	at Seattle	W 1-0	35,521	1-0-0	QTR	LA: Buddle (38)
11/07/2010	Seattle	W 2-1	27,000	2-0-0	QTR	LA: Buddle (19) Gonzalez (27); SEA: Zakuani (86)
11/14/2010	FC Dallas	L 0-3	27,000	2-1-0	SEM	DAL: Ferreira (26) John (54) Chavez (73)
10/30/2011	at New York	W 1-0	22,663	1-0-0	QTR	LA: Magee (15)
11/03/2011	New York	W 2-1	27,000	2-0-0	QTR	LA: Magee (42) Donovan (75); NY: Rodgers (4)
11/06/2011	Real Salt Lake	W 3-1	23,437	3-0-0	SEM	LA: Donovan (23) Magee (58) Keane (68); RSL: Saborio (25)
11/20/2011	Houston	W 1-0	30,281	4-0-0	FIN	LA: Donovan (72)
11/01/2012	Vancouver	W 2-1	14,703	1-0-0	WC	LA: Magee (69) Donovan (73); VAN: Mattocks (3)
11/04/2012	San Jose	L 0-1	27,000	1-1-0	QTR	SJ: Bernardez (94+)
11/07/2012	at San Jose	W 3-1	10,744	2-1-0	QTR	LA: Keane (21,34) Magee (39); SJ: Gordon (82)
11/11/2012	Seattle	W 3-0	27,000	3-1-0	SEM	LA: Keane (46+,67) Magee (64)
11/18/2012	at Seattle	L 1-2	44,575	3-2-0	SEM	LA: Keane (68); SEA: Johnson (12) Scott (57)
12/01/2012	Houston	W 3-1	30,510	4-2-0	FIN	LA: Gonzalez (60) Donovan (65) Keane (94+); HOU: Carr (44)
11/03/2013	Real Salt Lake	W 1-0	27,000	1-0-0	QTR	LA: Franklin (48)
11/07/2013	at Real Salt Lake	L 0-2 (OT)	19,042	1-1-0	QTR	RSL: Velasquez (35) Schuler (102)
11/01/2014	at Real Salt Lake	T 0-0	20,713	0-0-1	QTR	
11/09/2014	Real Salt Lake	W 5-0	27,000	1-0-1	QTR	LA: Donovan (10,54,72) Keane (20) Sarvas (63)
11/23/2014	Seattle	W 1-0	27,000	2-0-1	SEM	LA: Sarvas (52)
11/30/2014	at Seattle	L 1-2	46,758	2-1-1	SEM	LA: Juninho (54); SEA: Evans (26) Dempsey (32)
12/07/2014	New England	W 2-1 (OT)	27,000	3-1-1	FIN	LA: Zardes (52) Keane (111); NE: Tierney (79)
10/28/2015	at Seattle	L 2-3	39,537	0-1-0	WC	LA: Lletget (6) Zardes (22); SEA: Dempsey (5) Valdez (12) Friberg (73)
10/26/2016	Real Salt Lake	W 3-1	18,124	1-0-0	WC	LA: Gordon (14) Boateng (26,34); RSL: Plata (21)
10/30/2016	Colorado	W 1-0	24,487	2-0-0	QTR	LA: dos Santos (55)
11/06/2016	at Colorado	T 0-1 (OT)	17,782	2-0-1	QTR	COL: Gashi (36)



NON-PLAYOFF TEAMS

2018 LA GALAXY STATISTICS (13-12-9, 48 pts.)

UNF	POS	PLAYER	GP	GS	MIN	G	A	SHT	SOG	FC	FS	OFF	CK	C	E
9	F	Zlatan Ibrahimovic	27	24	2143	22	10	116	49	36	34	27	10	5	1
11	F	Ola Kamara	31	30	2689	14	3	67	31	26	46	27	0	2	0
7	M	Romain Alessandrini	26	23	1920	11	9	64	24	35	32	7	83	7	0
19	M	Chris Pontius	26	15	1485	5	6	26	8	21	25	2	0	3	0
10	M	Giovani dos Santos	14	10	823	3	2	25	9	9	12	2	5	2	0
17	M	Sebastian Lletget	28	21	1885	3	2	30	9	17	28	2	53	2	0
8	M	Jonathan dos Santos	23	22	1909	2	8	11	5	26	32	0	19	3	0
24	M	Emmanuel Boateng	27	12	1188	2	5	17	4	13	11	4	0	2	0
3	D	Ashley Cole	31	30	2687	1	10	15	5	28	33	2	0	7	2
25	D	Rolf Feltscher	15	15	1295	1	3	7	2	24	10	1	0	6	0
4	D	David Romney	28	26	2354	1	3	8	3	13	3	0	0	3	0
28	D	Michael Ciani	21	19	1647	1	0	5	1	28	10	1	0	5	0
14	M	Servando Carrasco	19	10	1001	0	2	6	3	15	6	0	6	3	0
2	M	Perry Kitchen	31	27	2339	0	2	13	2	48	17	0	0	7	0
16	D	Jorgen Skjelvik	32	29	2585	0	2	4	1	46	14	1	0	6	0
6	M	Baggio Husidic	7	1	206	0	1	1	0	3	1	0	0	1	0
5	D	Daniel Steres	20	14	1322	0	1	3	0	13	7	2	0	2	0
1	G	David Bingham	34	34	3060	0	0	0	0	0	4	0	0	2	0
20	D	Tomas Hilliard-Arce	5	4	304	0	0	1	1	5	0	1	0	0	0
38	F	Bradford Jamieson	6	3	271	0	0	1	0	10	3	1	0	1	0
22	D	Emrah Klimenta	2	2	156	0	0	0	0	1	1	0	0	0	0
15	F	Ariel Lassiter	7	1	94	0	0	6	3	1	3	1	0	0	0
88	M	Joao Pedro	3	1	85	0	0	0	0	4	1	0	0	1	0
29	D	Sheanon Williams	8	1	153	0	0	0	0	1	1	0	0	0	0
26	M	Efrain Alvarez	0	0	0	0	0	0	0	0	0	0	0	0	0
21	D	Hugo Arellano	0	0	0	0	0	0	0	0	0	0	0	0	0
12	G	Brian Sylvestre	0	0	0	0	0	0	0	0	0	0	0	0	0
41	G	Justin Vom Steeg	0	0	0	0	0	0	0	0	0	0	0	0	0
		Team totals	34	34	3060	66	69	426	160	423	351	81	176	70	3
		Opponent totals	34	34	3060	64	53	522	186	351	423	62	192	50	5

GAME-WINNING GOALS: Zlatan Ibrahimovic 7, Ola Kamara 3, Romain Alessandrini 2, Chris Pontius 1
 GAME-WINNING ASSISTS: Ashley Cole 4, Jonathan dos Santos 2, Emmanuel Boateng 2, Romain Alessandrini 2
 Sebastian Lletget 1, Baggio Husidic 1
 PENALTY KICK GOALS/ATTEMPTS: Zlatan Ibrahimovic 4-4, Romain Alessandrini 1-1

LA GALAXY INDIVIDUAL GOALKEEPING

UNF	POS	GOALKEEPER	GP	GS	MIN	SHTS	SV	GA	GAA	PG	PA	W	L	T	SO
1	G	David Bingham	34	34	3060	186	121	64	1.88	6	8	13	12	9	8
		Team totals	34	34	3060	186	121	64	1.88	6	8	13	12	9	8
		Opponent totals	34	34	3060	160	91	66	1.94	5	5	12	13	9	4

* = Played with other teams in 2018. Only LA Galaxy statistics listed here.



NON-PLAYOFF TEAMS

LA GALAXY 2018 SCHEDULE

DAY	DATE	OPPONENT	RESULT	ATT.	W-L-T	POS.	PTS	NOTES:
Sun.	Mar. 4	Portland	W 2-1	25,462	1-0-0	T1	3	LA: Kamara (32) Alessandrini (34); POR: Blanco (66)
Sun.	Mar. 11	at New York City	L 1-2	26,221	1-1-0	T3	3	LA: J. dos Santos (60); NYC: Tinnerholm (22) Villa (33)
Sat.	Mar. 24	at Vancouver	T 0-0	22,120	1-1-1	T6	4	
Sat.	Mar. 31	Los Angeles FC	W 4-3	27,068	2-1-1	3	7	LA: Lletget (61) Pontius (73) Ibrahimovic (77,91+); LFC: Vela (5,26) own goal (48)
Sun.	Apr. 8	Sporting KC	L 0-2	25,846	2-2-1	T3	7	KC: Salloi (56) Russell (61)
Sat.	Apr. 14	at Chicago	W 1-0	21,915	3-2-1	T2	10	LA: Ibrahimovic (46+)
Sat.	Apr. 21	Atlanta	L 0-2	25,846	3-3-1	T4	10	ATL: Martinez (22) Almiron (94+)
Sat.	Apr. 28	New York Red Bull	L 2-3	26,704	3-4-1	T5	10	LA: Kamara (59) G. dos Santos (66); NYR: Royer (7) Valot (49) Kaku (84)
Sat.	May 5	at Houston	L 2-3	22,320	3-5-1	T8	10	LA: G. dos Santos (39) Kamara (85); HOU: Fuenmayor (2) Quioto (47) Rodriguez (90)
Sat.	May 12	at FC Dallas	L 2-3	18,355	3-6-1	9	10	LA: Kamara (47) Boateng (83); DAL: Urruti (28) Lamah (44,52)
Mon.	May 21	at Montreal	W 1-0	20,801	4-6-1	T7	13	LA: Kamara (75)
Fri.	May 25	San Jose	W 1-0	23,118	5-6-1	T6	16	LA: Alessandrini (82)
Wed.	May 30	FC Dallas	L 2-3	18,003	5-7-1	T8	16	LA: Ibrahimovic (69,97+); DAL: Hollingshead (33) Colman (40) Gruezo (66)
Sat.	June 2	at Portland	T 1-1	21,144	5-7-2	8	17	LA: Pontius (20); POR: Valeri (57)
Sat.	June 9	Real Salt Lake	W 3-0	25,462	6-7-2	8	20	LA: Ibrahimovic (61,67) Kamara (76)
Sat.	June 30	at San Jose	T 3-3	50,743	6-7-3	T7	21	LA: Ibrahimovic (1,25) Alessandrini (20); SJ: Wondolowski (15,69) Qazaishvili (39)
Wed.	July 4	D.C. United	T 2-2	25,462	6-7-4	T7	22	LA: Ibrahimovic (5) Pontius (25); DC: Stieber (26) Mattocks (85)
Sat.	July 7	Columbus	W 4-0	21,211	7-7-4	T7	25	LA: Kamara (42) Ibrahimovic (56) Alessandrini (67,93+)
Sat.	July 14	at New England	W 3-2	36,573	8-7-4	6	28	LA: Pontius (38,93+) Romney (92+); NE: Fagundez (28) Caicedo (45)
Sat.	July 21	at Philadelphia	W 3-1	19,013	9-7-4	T4	31	LA: Kamara (48) Ibrahimovic (63) Ciani (82); PHI: Sapong (29)
Thu.	July 26	at Los Angeles FC	T 2-2	22,716	9-7-5	4	32	LA: Alessandrini (82) Kamara (86); LFC: Vela (7) Nguyen (20)
Sun.	July 29	Orlando City SC	W 4-3	24,941	10-7-5	3	35	LA: G. dos Santos (39) Ibrahimovic (47,67,71); ORL: Higuaita (18) own goal (44) Dwyer (54)
Sat.	Aug. 4	at Colorado	L 1-2	17,837	10-8-5	5	35	LA: Alessandrini (33); COL: Acosta (50) Nicholson (90)
Sat.	Aug. 11	Minnesota	T 2-2	24,891	10-8-6	T4	36	LA: Alessandrini (7) Lletget (73); MIN: Boxall (64) R. Ibarra (84)
Tue.	Aug. 14	Colorado	T 2-2	16,231	10-8-7	T3	37	LA: Cole (59) Lletget (78); COL: Castillo (74) Jackson (82)
Sat.	Aug. 18	at Seattle	L 0-5	44,213	10-9-7	T5	37	SEA: Marshall (3) Shipp (18) own goal (50) C. Roldan (59) Ruidiaz (67)
Fri.	Aug. 24	Los Angeles FC	T 1-1	27,068	10-9-8	T4	38	LA: Ibrahimovic (15); LFC: Vela (51)
Sat.	Sept. 1	at Real Salt Lake	L 2-6	21,363	10-10-8	8	38	LA: J. dos Santos (0:32) Alessandrini (63); RSL: Rusnak (14,68) Savarino (48) Kreilach (48+,61,71)
Sat.	Sept. 15	at Toronto FC	L 3-5	30,799	10-11-8	8	38	LA: Ibrahimovic (43) Kamara (54) Feltscher (58); TOR: Vazquez (5) Altidore (16) Giovinco (36) Osorio (75) Chapman (94+)
Sun.	Sept. 23	Seattle	W 3-0	25,503	11-11-8	7	41	LA: Ibrahimovic (9) Kamara (40) Boateng (52)
Sat.	Sept. 29	Vancouver	W 3-0	25,659	12-11-8	7	44	LA: Ibrahimovic (4,58) Alessandrini (77)
Sat.	Oct. 6	at Sporting KC	T 1-1	20,092	12-11-9	7	45	LA: Ibrahimovic (25); KC: Russell (83)
Sun.	Oct. 21	at Minnesota	W 3-1	52,242	13-11-9	7	48	LA: Ibrahimovic (30) Kamara (50) Alessandrini (51); MIN: Rodriguez (53)
Sun.	Oct. 28	Houston	L 2-3	27,068	13-12-9	7	48	LA: Kamara (27,30); HOU: Quioto (57) Manotas (73,79)



NON-PLAYOFF TEAMS

LA GALAXY – GAME-BY-GAME

#	Player	1	2	3	4	5	6	7	8	9	10	11	12	13	14	15	16	17	18	19	20	21	22	23	24	25	26	27	28	29	30	31	32	33	34			
1	David Bingham	90G	90G	90G	90G	90G	90G	90G	90G	90G	90G	90G	90G	90G	90G	90G	90G	90G	90G	90G	90G	90G	90G	90G	90G	90G	90G	90G	90G	90G	90G	90G	90G	90G	90G	90G	90G	
2	Ferry Kitchen	90M	90M	90M	90M	90M	90M	90M	90M	90M	90M	90M	90M	90M	90M	90M	90M	90M	90M	90M	90M	90M	90M	90M	90M	90M	90M	90M	90M	90M	90M	90M	90M	90M	90M	90M	90M	90M
3	Ashley Cole	90D	85D	90D	90D	90D	90D	90D	90D	90D	90D	90D	90D	90D	90D	90D	90D	90D	90D	90D	90D	90D	90D	90D	90D	90D	90D	90D	90D	90D	90D	90D	90D	90D	90D	90D	90D	90D
4	David Romney	13	90M	6																																		
5	Daniel Steres	46	90D	90D	90D	81D	2																															
6	Baggio Husidic	9	29	5	60M																																	
7	Romain Alessandrini	61M			67M	66M	90M	90M	90M	64M	90M	64M	90M	73M																								
8	Jonathan dos Santos	90M	90M		90M	90M			26	56M	90M	90M	90M																									
9	Zlatan Ibrahimovic	72M	45M		19	28	80F	90F	90F	90F	41F																											
10	Giovani dos Santos	90F	90F		90F	90F	90F	90M	90M	89M	90F	90M																										
11	Ola Kamara																																					
12	Brian Sylvestre	8	45	89M	61M																																	
14	Servando Carrasco																																					
15	Ariel Lassiter																																					
16	Jorgen Skjelvik	90D	90D	90D	90D	90D	90D	90D	90D	90D	90D	90D	90D	90D	90D	90D	90D	90D	90D	90D	90D	90D	90D	90D	90D	90D	90D	90D	90D	90D	90D	90D	90D	90D	90D	90D	90D	
17	Sebastian Iletget	18	77M	81M	71M	23	85M	66M	90M	75M	45	64M	75M	90M	49M																							
19	Chris Pontius	29	25	84M	90M	24	9	4	6	76M	26	45M	4	84F	89M	87M	90M	90M	90M	79M	26	89M	71M	66	79M	33	90M											
20	Tomas Hilliard-Arce																																					
21	Hugo Arellano																																					
22	Emrah Klimenta																																					
24	Emmanuel Boateng	82M	90M	90F	90M	62M	10																															
25	Rolf Feltscher	90D	90D	90M	90D	90D	90D	90D																														
26	Efrain Alvarez																																					
28	Michael Ciani	90D	44D																																			
29	Sheanon Williams																																					
38	Bradford Jamieson																																					
41	Justin Vom Steeg																																					
88	Joao Pedro																																					

"00" = 100 minutes played
 F/M/D/G = starting position



NON-PLAYOFF TEAMS

LA GALAXY – GAME-BY-GAME LOG

Game #1	03/04/2018	LA 2 vs POR 1	W	Kamara 1 (Feltscher 1, J. dos Santos 1) 32; Alessandrini 1 (unassisted) 34
Game #2	03/11/2018	LA 1 at NYC 2	L	J. dos Santos 1 (Boateng 1) 60
Game #3	03/24/2018	LA 0 at VAN 0	T	
Game #4	03/31/2018	LA 4 vs LFC 3	W	Lletget 1 (Carrasco 1) 61; Pontius 1 (Boateng 2) 73; Ibrahimovic 1 (Steres 1) 77; Ibrahimovic 2 (Cole 1, Husidic 1) 91+
Game #5	04/08/2018	LA 0 vs KC 2	L	Ibrahimovic 3 (Cole 2) 46+
Game #6	04/14/2018	LA 1 at CHI 0	W	
Game #7	04/21/2018	LA 0 vs ATL 2	L	
Game #8	04/28/2018	LA 2 vs NYR 3	L	Kamara 2 (Ibrahimovic 1) 59; G. dos Santos 1 (Romney 1, Ibrahimovic 2) 66
Game #9	05/05/2018	LA 2 at HOU 3	L	G. dos Santos 2 (unassisted) 39; Kamara 3 (G. dos Santos 1, Ibrahimovic 3) 85
Game #10	05/12/2018	LA 2 at DAL 3	L	Kamara 4 (Alessandrini 1) 47; Boateng 1 (Cole 3) 83
Game #11	05/21/2018	LA 1 at MTL 0	W	Kamara 5 (Boateng 3) 75
Game #12	05/25/2018	LA 1 vs SJ 0	W	Alessandrini 2 (Boateng 4) 82
Game #13	05/30/2018	LA 2 vs DAL 3	L	Ibrahimovic 4 (Lletget 1, Cole 4) 69; Ibrahimovic 5 (Pontius 1, Kitchen 1) 97+
Game #14	06/02/2018	LA 1 at POR 1	T	Pontius 2 (Boateng 5) 20
Game #15	06/09/2018	LA 3 vs RSL 0	W	Ibrahimovic 6 (unassisted) 61; Ibrahimovic 7 (Carrasco 2) 67; Kamara 6 (Pontius 2) 76
Game #16	06/30/2018	LA 3 at SJ 3	T	Ibrahimovic 8 (Pontius 3) 1; Alessandrini 3 (unassisted) 20; Ibrahimovic 9 (unassisted) 25
Game #17	07/04/2018	LA 2 vs DC 2	T	Ibrahimovic 10 (Romney 2) 5; Pontius 3 (Skjelvik 1) 25
Game #18	07/07/2018	LA 4 vs CLB 0	W	Kamara 7 (Cole 5, J. dos Santos 2) 42; Ibrahimovic 11 (penalty kick) 56; Alessandrini 4 (unassisted) 67
Game #19	07/14/2018	LA 3 at NE 2	W	Alessandrini 5 (Pontius 4, Kitchen 2) 93+
Game #20	07/21/2018	LA 3 at PHI 1	W	Pontius 4 (Cole 6, Skjelvik 2) 38; Romney 1 (Alessandrini 2) 92+; Pontius 5 (Alessandrini 3) 93+
Game #21	07/26/2018	LA 2 at LFC 2	T	Kamara 8 (Ibrahimovic 4) 48; Ibrahimovic 12 (Alessandrini 4, J. dos Santos 3) 63; Ciani 1 (Alessandrini 5) 82
Game #22	07/29/2018	LA 4 vs ORL 3	W	Alessandrini 6 (Ibrahimovic 5) 82; Kamara 9 (unassisted) 86
Game #23	08/04/2018	LA 1 at COL 2	L	G. dos Santos 3 (Ibrahimovic 6, Romney 3) 39; Ibrahimovic 13 (G. dos Santos 2) 47; Ibrahimovic 14 (Kamara 1) 67
Game #24	08/11/2018	LA 2 vs MIN 2	T	Ibrahimovic 15 (unassisted) 71
Game #25	08/14/2018	LA 2 vs COL 2	T	Alessandrini 7 (unassisted) 33
Game #26	08/18/2018	LA 0 at SEA 5	L	Alessandrini 8 (Ibrahimovic 7) 7; Lletget 2 (J. dos Santos 4) 73
Game #27	08/24/2018	LA 1 vs LFC 1	T	Cole 1 (Pontius 5) 59; Lletget 3 (Pontius 6, Kamara 2) 78
Game #28	09/01/2018	LA 2 at RSL 6	L	Ibrahimovic 16 (Kamara 3) 15
Game #29	09/15/2018	LA 3 at TOR 5	L	J. dos Santos 2 (Cole 7, Ibrahimovic 8) 1; Alessandrini 9 (J. dos Santos 5) 63
Game #30	09/23/2018	LA 3 vs SEA 0	W	Ibrahimovic 17 (J. dos Santos 6) 43; Kamara 10 (J. dos Santos 7) 54; Feltscher 1 (Cole 8) 58
Game #31	09/29/2018	LA 3 vs VAN 0	W	Ibrahimovic 18 (penalty kick) 9; Kamara 11 (Alessandrini 6, Ibrahimovic 9) 40; Boateng 2 (Alessandrini 7) 52
Game #32	10/06/2018	LA 1 at KC 1	T	Ibrahimovic 19 (penalty kick) 4; Ibrahimovic 20 (Feltscher 2) 58; Alessandrini 10 (penalty kick) 77
Game #33	10/21/2018	LA 3 at MIN 1	W	Ibrahimovic 21 (penalty kick) 25
Game #34	10/28/2018	LA 2 vs HOU 3	L	Ibrahimovic 22 (Feltscher 3) 30; Kamara 12 (Cole 9, Lletget 2) 50; Alessandrini 11 (Ibrahimovic 10) 51
				Kamara 13 (Alessandrini 8, J. dos Santos 8) 27; Kamara 14 (Cole 10, Alessandrini 9) 30



NON-PLAYOFF TEAMS

LA GALAXY – CUP COMPETITIONS – GAME-BY-GAME

#	Player	U.S. OPEN CUP		
		4R	5R	FOR
1	David Bingham	3-1	0-1	90G
2	Perry Kitchen			90M
3	Ashley Cole			90D
4	David Romney	4	90D	
5	Daniel Steres	90D		
6	Baggio Husidic		20	
7	Romain Alessandrini			
8	Jonathan dos Santos			
9	Zlatan Ibrahimovic			
10	Giovani dos Santos			
11	Ola Kamara			57F
12	Brian Sylvestre			
14	Servando Carrasco	6	78M	
15	Ariel Lassiter	90M	33	
16	Jorgen Skjelvik		90D	
17	Sebastian Lletget	17		
18	Julian Buscher	84M		
19	Chris Pontius		90M	
20	Tomas Hilliard-Arce	90D		
21	Hugo Arellano			
22	Emrah Klimenta	90D		
24	Emmanuel Boateng	86M	70M	
25	Rolf Feltscher			
26	Efrain Alvarez			
28	Michael Ciani			
38	Bradford Jamieson	73M	90M	
41	Justin Vom Steeg	90G		
46	John Requejo	90D		
51	Ethan Zubak	90F		
88	Joao Pedro	90M	12	

U.S. OPEN CUP		LA	3	vs	GOLDST	1	W
4R	06/06/2018	LA	3	vs	GOLDST	1	
5R	06/15/2018	LA	0	at	POR	1	L

Jamieson (Requejo) 15; Lassiter (Buscher) 37; Lassiter (Boateng) 85



NON-PLAYOFF TEAMS



NON-PLAYOFF TEAMS

MINNESOTA UNITED FC PLAYOFF HISTORY

HAVE NOT QUALIFIED



NON-PLAYOFF TEAMS

2018 MINNESOTA UNITED FC STATISTICS (10-18-6, 36 pts.)

UNF	POS	PLAYER	GP	GS	MIN	G	A	SHT	SOG	FC	FS	OFF	CK	C	E
25	M	Darwin Quintero	27	27	2396	11	15	78	32	25	54	13	85	3	0
10	M	Miguel Ibarra	33	31	2715	7	8	37	19	28	16	12	9	4	1
21	F	*Christian Ramirez	20	17	1384	7	2	35	13	6	23	10	0	0	0
7	M	Ibson	27	23	2099	4	3	31	8	23	47	3	4	5	0
9	F	Angelo Rodriguez	11	10	870	4	1	28	8	17	24	8	0	1	0
11	M	Romario Ibarra	9	2	271	3	0	11	5	1	4	0	1	0	0
5	D	Francisco Calvo	26	26	2339	2	3	26	6	40	9	3	0	9	1
13	M	Ethan Finlay	7	7	570	2	1	10	5	8	8	3	0	1	0
18	M	Kevin Molino	2	2	140	2	1	4	3	3	3	2	1	0	0
15	D	Michael Boxall	32	32	2880	2	0	7	3	25	8	0	0	7	0
20	M	Rasmus Schuller	31	29	2547	1	4	16	7	65	17	1	0	5	0
99	F	Abu Danladi	16	5	483	1	1	12	6	17	8	5	0	1	0
12	M	*Sam Nicholson	8	6	526	1	1	15	4	10	9	3	1	0	0
4	D	Tyrone Mears	11	10	883	1	0	5	3	6	9	1	22	3	0
12	M	Fernando Bob	7	7	616	0	1	1	0	15	11	0	0	2	1
2	D	Carter Manley	8	4	502	0	1	0	0	3	2	0	0	0	0
17	M	Collin Martin	12	5	518	0	1	4	3	12	6	0	0	2	0
30	D	Eric Miller (TOT)	18	13	1145	0	1	2	0	8	6	2	0	3	0
30	D	Eric Miller (MIN)	18	13	1145	0	1	2	0	8	6	2	0	3	0
3	D	Jerome Thiesson	14	13	1106	0	1	2	0	16	3	1	2	0	0
23	F	Mason Toye	17	2	340	0	1	11	5	10	4	4	0	3	1
8	D	Marc Burch	6	5	403	0	0	0	0	2	2	0	7	1	0
32	M	Alexi Gomez	18	16	1322	0	0	22	7	20	16	1	25	4	0
16	M	Harrison Heath	4	1	121	0	0	1	0	3	0	0	0	2	1
14	D	Brent Kallman	24	22	1953	0	0	4	2	15	23	0	0	0	0
28	G	Matt Lampson	9	9	810	0	0	0	0	0	2	0	0	0	0
31	M	Maximiano	11	6	576	0	0	6	1	18	7	0	0	6	1
22	D	Wyatt Omsberg	7	4	385	0	0	0	0	4	1	0	0	1	0
19	M	Frantz Pangop	9	1	175	0	0	4	0	1	7	1	0	0	0
33	G	Bobby Shuttleworth	25	25	2250	0	0	0	0	0	4	0	0	3	0
26	M	Collen Warner	17	14	1239	0	0	4	0	35	15	0	0	6	1
6	M	Sam Cronin	0	0	0	0	0	0	0	0	0	0	0	0	0
24	G	Alex Kapp	0	0	0	0	0	0	0	0	0	0	0	0	0
27	D	Bertrand Owundi Eko'o	0	0	0	0	0	0	0	0	0	0	0	0	0
		Own-goals received				1									
		Team totals	34	34	3060	49	46	376	140	436	369	73	157	72	7
		Opponent totals	34	34	3060	71	75	551	209	369	436	43	190	45	2

GAME-WINNING GOALS: Christian Ramirez 2, Darwin Quintero 2, Miguel Ibarra 2, Angelo Rodriguez 1

Sam Nicholson 1, Ethan Finlay 1, Michael Boxall 1, Ibson 1

GAME-WINNING ASSISTS: Miguel Ibarra 3, Mason Toye 1, Rasmus Schuller 1, Darwin Quintero 1

Collin Martin 1, Ethan Finlay 1, Ibson 1

PENALTY KICK GOALS/ATTEMPTS: Darwin Quintero 1-1

MINNESOTA UNITED INDIVIDUAL GOALKEEPING

UNF	POS	GOALKEEPER	GP	GS	MIN	SHTS	SV	GA	GAA	PG	PA	W	L	T	SO
33	G	Bobby Shuttleworth	25	25	2250	155	103	51	2.04	4	4	9	13	3	2
28	G	Matt Lampson	9	9	810	54	31	20	2.22	1	1	2	7	0	0
		Team totals	34	34	3060	209	134	71	2.09	5	5	11	20	3	2
		Opponent totals	34	34	3060	140	90	49	1.44	1	1	20	11	3	8

* = Played with other teams in 2018. Only Minnesota United statistics listed here.



NON-PLAYOFF TEAMS

MINNESOTA UNITED FC 2018 SCHEDULE

DAY	DATE	OPPONENT	RESULT	ATT.	W-L-T	POS.	PTS	NOTES:
Sat.	Mar. 3	at San Jose	L 2-3	18,000	0-1-0	T5	0	MIN: Molino (81,85); SJ: Hoesen (27,59) Qazaishvili (28)
Sat.	Mar. 10	at Orlando City S	W 2-1	24,038	1-1-0	T3	3	MIN: Finlay (12,79); ORL: Yotun (42)
Sat.	Mar. 17	Chicago	W 2-1	23,138	2-1-0	T1	6	MIN: Ibson (55) Nicholson (66); CHI: Collier (59)
Sat.	Mar. 24	at New York Red B	L 0-3	14,768	2-2-0	T3	6	NYR: Muyl (15) Wright-Phillips (42,78)
Sat.	Mar. 31	Atlanta	L 0-1	18,057	2-3-0	T4	6	ATL: own goal (3)
Sat.	Apr. 14	at Portland	L 2-3	21,144	2-4-0	8	6	MIN: Quintero (64) own goal (81); POR: Powell (20) Valeri (23) Adi (74)
Sun.	Apr. 22	at Seattle	L 1-3	39,477	2-5-0	10	6	MIN: Ramirez (66); SEA: Svensson (23) Bruin (25) Delem (95+)
Sat.	Apr. 28	Houston	W 2-1	21,574	3-5-0	7	9	MIN: Quintero (40) Ibson (70); HOU: Elis (10)
Sat.	May 5	Vancouver	W 1-0	19,642	4-5-0	5	12	MIN: M. Ibarra (60)
Wed.	May 9	at Los Angeles FC	L 0-2	22,000	4-6-0	5	12	LFC: Atuesta (31) Kaye (37)
Sat.	May 12	San Jose	L 1-3	19,721	4-7-0	T6	12	MIN: Ramirez (26); SJ: Eriksson (2) Hoesen (69) Wondolowski (76)
Sun.	May 20	Sporting KC	T 1-1	23,117	4-7-1	T7	13	MIN: Quintero (20); KC: Shelton (8)
Sat.	May 26	Montreal	W 2-0	21,331	5-7-1	T7	16	MIN: Ramirez (52) M. Ibarra (58)
Sun.	June 3	at Sporting KC	L 1-4	20,422	5-8-1	9	16	MIN: Mears (11); KC: Salloi (9) Kuzain (35) Lobato (38) Rubio (81)
Sat.	June 23	at Colorado	L 2-3	13,664	5-9-1	9	16	MIN: M. Ibarra (20) Ramirez (65); COL: Castillo (50) Mason (74) Smith (97+)
Fri.	June 29	FC Dallas	L 0-1	22,345	5-10-1	9	16	DAL: Lamah (59)
Wed.	July 4	Toronto FC	W 4-3	20,559	6-10-1	9	19	MIN: Quintero (8,52,57) M. Ibarra (13); TOR: Morrow (42) Giovinco (70) Hamilton (94+)
Sat.	July 7	at Houston	L 0-3	13,947	6-11-1	9	19	HOU: Senderos (36,52) Elis (92+)
Sat.	July 14	Real Salt Lake	W 3-2	23,667	7-11-1	9	22	MIN: Ibson (51) Quintero (62) M. Ibarra (68); RSL: Plata (77,85)
Wed.	July 18	New England	W 2-1	27,544	8-11-1	9	25	MIN: Ramirez (5) Quintero (46+); NE: Fagundez (52)
Sun.	July 22	Los Angeles FC	W 5-1	22,739	9-11-1	7	28	MIN: Schuller (25) Ramirez (45,58) Quintero (46+) M. Ibarra (56); LFC: Feilhaber (26)
Sat.	July 28	at Vancouver	L 2-4	20,831	9-12-1	8	28	MIN: Ibson (82) Danladi (87); VAN: Reyna (35) Davies (56,89) Kamara (64)
Sat.	Aug. 4	Seattle	L 1-2	24,482	9-13-1	9	28	MIN: Quintero (19); SEA: Lodeiro (91+) Bruin (97+)
Sat.	Aug. 11	at LA Galaxy	T 2-2	24,891	9-13-2	T8	29	MIN: Boxall (64) R. Ibarra (84); LA: Alessandrini (7) Lletget (73)
Sat.	Aug. 18	at FC Dallas	L 0-2	15,107	9-14-2	9	29	DAL: Figueroa (44) Barrios (57)
Sat.	Aug. 25	at Sporting KC	L 0-2	19,345	9-15-2	9	29	KC: Croizet (47) Rubio (62)
Wed.	Sept. 12	at D.C. United	L 1-2	16,114	9-16-2	9	29	MIN: Rodriguez (47); DC: Segura (65) Mattocks (69)
Sat.	Sept. 15	at Real Salt Lake	T 1-1	19,785	9-16-3	10	30	MIN: M. Ibarra (84); RSL: Kreilach (11)
Sat.	Sept. 22	Portland	W 3-2	24,525	10-16-3	9	33	MIN: R. Ibarra (18,36) Boxall (43); POR: Powell (55) Blanco (79)
Sat.	Sept. 29	New York City FC	W 2-1	21,926	11-16-3	9	36	MIN: Rodriguez (20,36); NYC: Wallace (91+)
Sat.	Oct. 6	at Philadelphia	L 1-5	16,334	11-17-3	9	36	MIN: Quintero (54); PHI: Burke (8) Bedoya (17) Picault (23,44) Ilsinho (79)
Sat.	Oct. 13	Colorado	L 0-2	19,733	11-18-3	9	36	COL: Boli (61) Jackson (97+)
Sun.	Oct. 21	LA Galaxy	L 1-3	52,242	11-19-3	9	36	MIN: Rodriguez (53); LA: Ibrahimovic (30) Kamara (50) Alessandrini (51)
Sun.	Oct. 28	at Columbus	L 2-3	17,677	11-20-3	10	36	MIN: Calvo (68,77); CLB: Zardes (11,49,83)



NON-PLAYOFF TEAMS

MINNESOTA UNITED FC – GAME-BY-GAME LOG

Game #1	03/03/2018	MIN 2 at SJ 3	L	Molino 1 (Ramirez 1, Thieson 1) 81; Molino 2 (Schuller 1) 85
Game #2	03/10/2018	MIN 2 at ORL 1	W	Finlay 1 (Molino 1) 12; Finlay 2 (Ibarra 1, Teye 1) 79
Game #3	03/17/2018	MIN 2 vs CHI 1	W	Ibson 1 (unassisted) 55; Nicholson 1 (Finlay 1, Ibarra 2) 66
Game #4	03/24/2018	MIN 0 at NYP 3	L	
Game #5	03/31/2018	MIN 0 vs ATL 1	L	Quintero 1 (Manley 1) 64; own goal (Tuiloma) 81
Game #6	04/14/2018	MIN 2 at POR 3	L	Ramirez 1 (Quintero 1, Nicholson 1) 66
Game #7	04/22/2018	MIN 1 at SEA 3	L	Quintero 2 (penalty kick) 40; Ibson 2 (Ibarra 3, Martin 1) 70
Game #8	04/28/2018	MIN 2 vs HOU 1	W	Ibarra 1 (unassisted) 60
Game #9	05/05/2018	MIN 1 vs VAN 0	W	
Game #10	05/09/2018	MIN 0 at LFC 2	L	
Game #11	05/12/2018	MIN 1 vs SJ 3	L	Ramirez 2 (unassisted) 26
Game #12	05/20/2018	MIN 1 vs KC 1	T	Quintero 3 (unassisted) 20
Game #13	05/26/2018	MIN 2 vs MTL 0	W	Ramirez 3 (Ibson 1) 52; Ibarra 2 (unassisted) 58
Game #14	06/03/2018	MIN 1 at KC 4	L	Mears 1 (Schuller 2) 11
Game #15	06/23/2018	MIN 2 at COL 3	L	Ibarra 3 (unassisted) 20; Ramirez 4 (Ibarra 4, Quintero 2) 65
Game #16	06/29/2018	MIN 0 vs DAL 1	L	Quintero 4 (unassisted) 8; Ibarra 4 (Calvo 1) 13; Quintero 5 (Ibarra 5) 52; Quintero 6 (unassisted) 57
Game #17	07/04/2018	MIN 4 vs TOR 3	W	
Game #18	07/07/2018	MIN 0 at HOU 3	L	Ibson 3 (Quintero 3, Calvo 2) 51; Quintero 7 (Calvo 3) 62; M. Ibarra 5 (Quintero 4) 68
Game #19	07/14/2018	MIN 3 vs RSL 2	W	Ramirez 5 (unassisted) 5; Quintero 8 (unassisted) 46+
Game #20	07/18/2018	MIN 2 vs NE 1	W	Schuller 1 (Quintero 5, Ibson 2) 25; Ramirez 6 (unassisted) 45; Quintero 9 (Miller 1) 46+;
Game #21	07/22/2018	MIN 5 vs LFC 1	W	M. Ibarra 6 (Ramirez 2, Quintero 6) 56; Ramirez 7 (M. Ibarra 6, Schuller 3) 58
Game #22	07/28/2018	MIN 2 at VAN 4	L	Ibson 4 (Quintero 7) 82; Danladi 1 (Quintero 8) 87
Game #23	08/04/2018	MIN 1 vs SEA 2	L	Quintero 10 (M. Ibarra 7) 19
Game #24	08/11/2018	MIN 2 at LA 2	T	Boxall 1 (Quintero 9) 64; R. Ibarra 1 (Danladi 1, Ibson 3) 84
Game #25	08/18/2018	MIN 0 at DAL 2	L	
Game #26	08/25/2018	MIN 0 at KC 2	L	
Game #27	09/12/2018	MIN 1 at DC 2	L	Rodriguez 1 (unassisted) 47
Game #28	09/15/2018	MIN 1 at RSL 1	T	M. Ibarra 7 (Quintero 10) 84
Game #29	09/22/2018	MIN 3 vs POR 2	W	R. Ibarra 2 (Quintero 11, Fernando Bob 1) 18; R. Ibarra 3 (Quintero 12) 36; Boxall 2 (Schuller 4) 43
Game #30	09/29/2018	MIN 2 vs NYC 1	W	Rodriguez 2 (M. Ibarra 8, Quintero 13) 20; Rodriguez 3 (unassisted) 36
Game #31	10/06/2018	MIN 1 at PHI 5	L	Quintero 11 (Rodriguez 1) 54
Game #32	10/13/2018	MIN 0 vs COL 2	L	
Game #33	10/21/2018	MIN 1 vs LA 3	L	Rodriguez 4 (Quintero 14) 53
Game #34	10/28/2018	MIN 2 at CLB 3	L	Calvo 1 (Quintero 15) 68; Calvo 2 (unassisted) 77



NON-PLAYOFF TEAMS

MINNESOTA UNITED FC – CUP COMPETITIONS – GAME-BY-GAME

#	Player	U.S. OPEN CUP	
		4R	5R
		CINC	HOU
		0-0	1-0
2	Carter Manley	113	62D
3	Jerome Thiesson		
4	Tyrone Mears	120D	90D
5	Francisco Calvo		
6	Sam Cronin		
7	Ibson		
8	Marc Burch		
9	Abu Danladi	120F	
10	Miguel Ibarra	120F	90F
12	Sam Nicholson		
13	Ethan Finlay		
14	Brent Kallman	120D	90D
15	Michael Boxall	120D	90D
16	Harrison Heath		
17	Collin Martin	120M	62M
18	Kevin Molino		
19	Frantz Pangop	21	28
20	Rasmus Schuller		90M
21	Christian Ramirez	120F	74F
22	Wyatt Omsberg		
23	Mason Toye		16
24	Alex Kapp		
25	Darwin Quintero		90F
26	Collen Warner	120M	90M
27	Bertrand Owundi Eko'o		
28	Matt Lampson		
30	Eric Millier	13D	
31	Maximiano	99M	
32	Alexi Gomez		28
33	Bobby Shuttleworth	120G	90G
77	Jose Leitao		

U.S. OPEN CUP		MIN 0		at CINCTI 0		T (3-1 pens)	
4R	06/06/2018	MIN 0	at	CINCTI 0	T	(3-1 pens)	L
5R	06/18/2018	MIN 0	at	HOU 1	L		



NON-PLAYOFF TEAMS

MONTREAL IMPACT PLAYOFF HISTORY

vs. Team	No. of Series		GP	W-L-T	OT	ShO	GF	GA	Last Mtg.	Round	Series Result
	Series	W-L									
Columbus	1	0-1	2	1-1-0	0-1-0	0-0	3	4	2015	Quarterfinals	Lost Series Tie-Breaker
D.C. United	1	1-0	1	1-0-0	0-0-0	0-0	4	2	2016	Wild Card	Won 1 games to 0
Houston	1	0-1	1	0-1-0	0-0-0	0-0	0	3	2013	Wild Card	Lost 1 games to 0
N.Y. Red Bulls	1	1-0	2	2-0-0	0-0-0	0-0	3	1	2016	Quarterfinals	Won 2 games to 0
Toronto FC	2	1-1	3	2-1-0	0-1-0	0-0	8	7	2016	Semifinals	Lost Series Tie-Breaker
TOTALS	6	3-3	9	6-3-0	0-2-0	0-0	18	17			

MONTREAL IMPACT – ALL-TIME POSTSEASON RESULTS

DATE	OPPONENT	RESULT	ATT.	W-L-T	RD.	GOALS:
10/31/2013	at Houston	L 0-3	10,476	0-1-0	WC	HOU: Bruin (16,72) Garcia (27)
10/29/2015	Toronto FC	W 3-0	18,069	1-0-0	WC	MTL: Bernier (18) Piatti (33) Drogba (39)
11/01/2015	Columbus	W 2-1	17,655	2-0-0	QTR	MTL: Bernier (37) Venegas (77); CLB: Higuain (33)
11/08/2015	at Columbus	L 1-3 (OT)	19,026	2-1-0	QTR	MTL: Duka (40); CLB: Kamara (4,111) Finlay (77)
10/27/2016 (94+)	at D.C. United	W 4-2	12,773	1-0-0	WC	MTL: Ciman (4) Mancosu (43,58) Piatti (83); DC: Neagle (89) Kemp
10/30/2016	Red Bulls	W 1-0	15,027	2-0-0	QTR	MTL: Mancosu (61)
11/06/2016	at Red Bulls	W 2-1	24,314	3-0-0	QTR	MTL: Piatti (51,85); NYR: B. Wright-Philli (77)
11/22/2016	Toronto FC	W 3-2	61,004	4-0-0	SEM	MTL: Oduro (10) Mancosu (12) Oyongo (53); TOR: Altidore (68) Bradley (73)
11/30/2016	at Toronto FC	L 2-5 (OT)	36,000	4-1-0	SEM	MTL: Oduro (24) Piatti (53); TOR: Cooper (37) Altidore (45) Hagglund (68) Cheyrou (98) Ricketts (100)



NON-PLAYOFF TEAMS

2018 MONTREAL IMPACT STATISTICS (14-16-4, 46 pts.)

UNF	POS	PLAYER	GP	GS	MIN	G	A	SHT	SOG	FC	FS	OFF	CK	C	E
10	F	Ignacio Piatti	32	32	2821	16	13	95	32	40	78	22	3	2	0
8	M	Saphir Taider	33	33	2852	7	8	81	25	36	56	8	97	3	1
9	M	Alejandro Silva	31	27	2368	5	11	53	20	29	25	6	27	4	0
16	F	Jeisson Vargas	19	10	871	4	0	28	11	10	4	5	19	1	0
21	F	Matteo Mancosu	20	14	1103	3	1	27	5	11	23	13	0	2	0
14	M	*Raheem Edwards	14	9	808	2	0	19	9	11	12	1	2	3	0
11	F	Anthony Jackson-Hamel	16	6	580	2	0	14	8	6	13	10	0	0	0
3	D	Daniel Lovitz	31	29	2650	1	5	11	1	27	21	4	1	3	1
30	F	Quincy Amarikwa (TOT)	24	8	913	1	2	26	11	25	25	17	0	1	0
30	F	Quincy Amarikwa (MTL)	10	7	644	1	0	19	7	11	12	13	0	0	0
22	D	Jukka Raitala	28	25	2290	1	2	8	2	32	8	0	0	2	0
32	M	Micheal Azira (TOT)	15	11	998	1	0	9	3	21	7	0	0	4	0
32	M	Micheal Azira (MTL)	10	8	723	1	0	8	3	14	4	0	0	2	0
15	D	Rod Fanni	26	26	2290	1	0	6	2	14	17	1	0	0	0
33	D	Bacary Sagna	9	9	810	1	0	10	4	5	6	1	0	3	0
6	M	Samuel Piette	34	34	3000	0	3	11	2	41	35	0	0	5	0
18	D	Chris Duvall	15	14	1195	0	1	1	0	19	11	0	0	4	0
25	M	Louis Beland-Goyette	4	0	109	0	0	0	0	1	0	0	0	1	0
1	G	Evan Bush	34	34	3060	0	0	0	0	1	5	0	0	1	0
2	D	Victor Cabrera	13	10	920	0	0	1	1	17	2	0	0	1	1
4	D	Rudy Camacho	18	18	1566	0	0	9	2	13	3	0	0	2	0
17	M	David Choiniere	1	0	12	0	0	0	0	0	0	0	0	0	0
29	M	Mathieu Choiniere	5	0	82	0	0	2	0	1	2	0	0	0	0
33	M	Marco Donadel	2	1	96	0	0	2	0	1	0	0	0	2	0
13	M	Ken Krolicki	24	18	1588	0	0	12	4	17	30	0	0	5	0
7	M	*Dominic Oduro	5	0	32	0	0	2	0	0	1	1	0	0	0
24	D	Michael Petrasso	14	8	782	0	0	3	0	16	8	1	2	2	0
28	M	Shamit Shome	5	2	249	0	0	2	0	2	1	0	0	0	0
40	G	Jason Beaulieu	0	0	0	0	0	0	0	0	0	0	0	0	0
5	D	Zakaria Diallo	0	0	0	0	0	0	0	0	0	0	0	0	0
23	G	Clement Diop	0	0	0	0	0	0	0	0	0	0	0	0	0
26	D	Kyle Fisher	0	0	0	0	0	0	0	0	0	0	0	0	0
41	G	James Pantemis	0	0	0	0	0	0	0	0	0	0	0	0	0
19	F	Michael Salazar	0	0	0	0	0	0	0	0	0	0	0	0	0
		Own-goals received				2									
		Team totals	34	34	3060	47	44	424	138	375	397	86	151	48	3
		Opponent totals	34	34	3060	53	41	440	184	397	375	67	160	57	3

GAME-WINNING GOALS: Saphir Taider 4, Jeisson Vargas 3, Ignacio Piatti 3, Daniel Lovitz 1
Rod Fanni 1, Raheem Edwards 1

GAME-WINNING ASSISTS: Ignacio Piatti 5, Saphir Taider 1, Alejandro Silva 1, Samuel Piette 1
Matteo Mancosu 1

PENALTY KICK GOALS/ATTEMPTS: Ignacio Piatti 4-4, Saphir Taider 1-1, Alejandro Silva 1-1

MONTREAL IMPACT INDIVIDUAL GOALKEEPING

UNF	POS	GOALKEEPER	GP	GS	MIN	SHTS	SV	GA	GAA	PG	PA	W	L	T	SO
1	G	Evan Bush	34	34	3060	184	132	53	1.56	6	8	14	16	4	10
		Team totals	34	34	3060	184	132	53	1.56	6	8	14	16	4	10
		Opponent totals	34	34	3060	138	91	47	1.38	6	6	16	14	4	9

* = Played with other teams in 2018. Only Montreal Impact statistics listed here.



NON-PLAYOFF TEAMS

MONTREAL IMPACT 2018 SCHEDULE

DAY	DATE	OPPONENT	RESULT	ATT.	W-L-T	POS.	PTS	NOTES:
Sun.	Mar. 4	at Vancouver	L 1-2	27,837	0-1-0	T6	0	MTL: Mancosu (81); VAN: Kamara (63) Davies (70)
Sat.	Mar. 10	at Columbus	L 2-3	11,098	0-2-0	T8	0	MTL: Piatti (59) Edwards (85); CLB: Higuain (12) Zardes (15,94+)
Sat.	Mar. 17	Toronto FC	W 1-0	26,005	1-2-0	T5	3	MTL: Vargas (41)
Sat.	Mar. 31	at Seattle	W 1-0	39,469	2-2-0	T5	6	MTL: Vargas (60)
Fri.	Apr. 6	at New England	L 0-4	10,908	2-3-0	T5	6	NE: Bunbury (20) Farrell (51+) Fagundez (71) Zahibo (80)
Sat.	Apr. 14	at New York Red B	L 1-3	15,017	2-4-0	7	6	MTL: Vargas (33); NYR: Wright-Phillips (5) Kaku (57) Murillo (76)
Sat.	Apr. 21	Los Angeles FC	L 3-5	20,302	2-5-0	8	6	MTL: Piatti (9,16,43); LFC: Ciman (24) Feilhaber (52) own goal (57) Vela (83) Blessing (89)
Sat.	Apr. 28	at Atlanta	L 1-4	45,039	2-6-0	9	6	MTL: Taider (13); ATL: Almiron (70,84) Kratz (78,94+)
Sat.	May 5	New England	W 4-2	15,622	3-6-0	7	9	MTL: Jackson-Hamel (47+,52) Edwards (65) Piatti (68); NE: Zahibo (78,86)
Wed.	May 9	at Chicago	L 0-1	10,067	3-7-0	8	9	CHI: Ellis (89)
Sat.	May 12	Philadelphia	L 0-2	17,140	3-8-0	9	9	PHI: Burke (43) Medunjanin (88)
Mon.	May 21	LA Galaxy	L 0-1	20,801	3-9-0	10	9	LA: Kamara (75)
Sat.	May 26	at Minnesota	L 0-2	21,331	3-10-0	T10	9	MIN: Ramirez (52) M. Ibarra (58)
Sat.	June 2	Houston	W 1-0	17,512	4-10-0	9	12	MTL: Vargas (44)
Sat.	June 9	at FC Dallas	L 0-2	13,506	4-11-0	10	12	DAL: own goal (5) Diaz (18)
Wed.	June 13	Orlando City SC	W 3-0	15,621	5-11-0	T9	15	MTL: Piatti (5,92+) own goal (55)
Sat.	June 23	at Orlando City S	W 2-0	23,498	6-11-0	9	18	MTL: own goal (13) Piatti (84)
Sat.	June 30	Sporting KC	W 2-0	16,142	7-11-0	T7	21	MTL: Piatti (54) Silva (70)
Sat.	July 7	Colorado	W 2-1	16,030	8-11-0	6	24	MTL: Taider (55,56); COL: Badji (78)
Wed.	July 11	at New York City	L 0-3	18,706	8-12-0	T6	24	NYC: Medina (60) Matarrita (65) Lewis (76)
Sat.	July 14	San Jose	W 2-0	15,485	9-12-0	6	27	MTL: Taider (8) Piatti (74)
Sat.	July 21	at Portland	T 2-2	21,144	9-12-1	T5	28	MTL: Taider (23) Mancosu (41); POR: Armenteros (39) Valeri (65)
Sat.	July 28	Atlanta	L 1-2	19,064	9-13-1	T5	28	MTL: Piatti (87); ATL: Martinez (31,57)
Sat.	Aug. 4	D.C. United	T 1-1	19,152	9-13-2	T5	29	MTL: Mancosu (5); DC: Asad (70)
Sat.	Aug. 11	at Real Salt Lake	T 1-1	18,901	9-13-3	T5	30	MTL: Raitala (55); RSL: Plata (26)
Sat.	Aug. 18	Chicago	W 2-1	18,831	10-13-3	T5	33	MTL: Piatti (6) Lovitz (91+); CHI: Nikolic (70)
Sat.	Aug. 25	at Toronto FC	L 1-3	27,294	10-14-3	6	33	MTL: Silva (30); TOR: Giovinco (7,22) Osorio (29)
Sat.	Sept. 1	New York Red Bull	W 3-0	18,458	11-14-3	6	36	MTL: Fanni (30) Sagna (38) Piatti (93+)
Sat.	Sept. 15	at Philadelphia	W 4-1	18,024	12-14-3	6	39	MTL: Silva (28,76) Taider (39) Amarikwa (63); PHI: Trusty (11)
Sat.	Sept. 22	New York City FC	T 1-1	20,801	12-14-4	6	40	MTL: Azira (27); NYC: own goal (17)
Sat.	Sept. 29	at D.C. United	L 0-5	20,573	12-15-4	6	40	DC: Acosta (17) Rooney (48,82) Arriola (61,78)
Sat.	Oct. 6	Columbus	W 3-0	19,015	13-15-4	6	43	MTL: Taider (32) Silva (44) Piatti (59)
Sun.	Oct. 21	Toronto FC	W 2-0	19,684	14-15-4	7	46	MTL: Piatti (74,89)
Sun.	Oct. 28	at New England	L 0-1	28,832	14-16-4	7	46	NE: Fagundez (74)



NON-PLAYOFF TEAMS

MONTREAL IMPACT – GAME-BY-GAME

#	Player	1	2	3	4	5	6	7	8	9	10	11	12	13	14	15	16	17	18	19	20	21	22	23	24	25	26	27	28	29	30	31	32	33	34		
1	Evan Bush	90D	90D	90D	90D	90D	90D	90D	90D	90D	90D	90D	90D	90D	90D	90D	90D	90D	90D	90D	90D	90D	90D	90D	90D	90D	90D	90D	90D	90D	90D	90D	90D	90D	90D	90D	90D
2	Victor Cabretera	90D	90D	90D	90D	90D	90D	90D	90D	90D	90D	90D	90D	90D	90D	90D	90D	90D	90D	90D	90D	90D	90D	90D	90D	90D	90D	90D	90D	90D	90D	90D	90D	90D	90D	90D	90D
3	Daniel Lovitz	90D	90D	90D	90D	90D	90D	90D	90D	90D	90D	90D	90D	90D	90D	90D	90D	90D	90D	90D	90D	90D	90D	90D	90D	90D	90D	90D	90D	90D	90D	90D	90D	90D	90D	90D	90D
4	Rudy Camacho	90D	90D	90D	90D	90D	90D	90D	90D	90D	90D	90D	90D	90D	90D	90D	90D	90D	90D	90D	90D	90D	90D	90D	90D	90D	90D	90D	90D	90D	90D	90D	90D	90D	90D	90D	90D
5	Zakaria Diallo	90D	90D	90D	90D	90D	90D	90D	90D	90D	90D	90D	90D	90D	90D	90D	90D	90D	90D	90D	90D	90D	90D	90D	90D	90D	90D	90D	90D	90D	90D	90D	90D	90D	90D	90D	90D
6	Samuel Piette	90D	90D	90D	90D	90D	90D	90D	90D	90D	90D	90D	90D	90D	90D	90D	90D	90D	90D	90D	90D	90D	90D	90D	90D	90D	90D	90D	90D	90D	90D	90D	90D	90D	90D	90D	90D
7	Dominic Oduro	90D	90D	90D	90D	90D	90D	90D	90D	90D	90D	90D	90D	90D	90D	90D	90D	90D	90D	90D	90D	90D	90D	90D	90D	90D	90D	90D	90D	90D	90D	90D	90D	90D	90D	90D	90D
8	Saphir Taider	90D	90D	90D	90D	90D	90D	90D	90D	90D	90D	90D	90D	90D	90D	90D	90D	90D	90D	90D	90D	90D	90D	90D	90D	90D	90D	90D	90D	90D	90D	90D	90D	90D	90D	90D	90D
9	Alejandro Silva	90D	90D	90D	90D	90D	90D	90D	90D	90D	90D	90D	90D	90D	90D	90D	90D	90D	90D	90D	90D	90D	90D	90D	90D	90D	90D	90D	90D	90D	90D	90D	90D	90D	90D	90D	90D
10	Ignacio Piatti	90D	90D	90D	90D	90D	90D	90D	90D	90D	90D	90D	90D	90D	90D	90D	90D	90D	90D	90D	90D	90D	90D	90D	90D	90D	90D	90D	90D	90D	90D	90D	90D	90D	90D	90D	90D
11	Anthony Jackson-Hamel	90D	90D	90D	90D	90D	90D	90D	90D	90D	90D	90D	90D	90D	90D	90D	90D	90D	90D	90D	90D	90D	90D	90D	90D	90D	90D	90D	90D	90D	90D	90D	90D	90D	90D	90D	90D
12	Ken Krollicki	90D	90D	90D	90D	90D	90D	90D	90D	90D	90D	90D	90D	90D	90D	90D	90D	90D	90D	90D	90D	90D	90D	90D	90D	90D	90D	90D	90D	90D	90D	90D	90D	90D	90D	90D	90D
13	Raheem Edwards	90D	90D	90D	90D	90D	90D	90D	90D	90D	90D	90D	90D	90D	90D	90D	90D	90D	90D	90D	90D	90D	90D	90D	90D	90D	90D	90D	90D	90D	90D	90D	90D	90D	90D	90D	90D
14	Rod Fanni	90D	90D	90D	90D	90D	90D	90D	90D	90D	90D	90D	90D	90D	90D	90D	90D	90D	90D	90D	90D	90D	90D	90D	90D	90D	90D	90D	90D	90D	90D	90D	90D	90D	90D	90D	90D
15	Jeisson Vargas	90D	90D	90D	90D	90D	90D	90D	90D	90D	90D	90D	90D	90D	90D	90D	90D	90D	90D	90D	90D	90D	90D	90D	90D	90D	90D	90D	90D	90D	90D	90D	90D	90D	90D	90D	90D
16	David Choiniere	90D	90D	90D	90D	90D	90D	90D	90D	90D	90D	90D	90D	90D	90D	90D	90D	90D	90D	90D	90D	90D	90D	90D	90D	90D	90D	90D	90D	90D	90D	90D	90D	90D	90D	90D	90D
17	Chris Duvall	90D	90D	90D	90D	90D	90D	90D	90D	90D	90D	90D	90D	90D	90D	90D	90D	90D	90D	90D	90D	90D	90D	90D	90D	90D	90D	90D	90D	90D	90D	90D	90D	90D	90D	90D	90D
18	Michael Salazar	90D	90D	90D	90D	90D	90D	90D	90D	90D	90D	90D	90D	90D	90D	90D	90D	90D	90D	90D	90D	90D	90D	90D	90D	90D	90D	90D	90D	90D	90D	90D	90D	90D	90D	90D	90D
19	Matteo Mancosu	90D	90D	90D	90D	90D	90D	90D	90D	90D	90D	90D	90D	90D	90D	90D	90D	90D	90D	90D	90D	90D	90D	90D	90D	90D	90D	90D	90D	90D	90D	90D	90D	90D	90D	90D	90D
20	Jukka Raitala	90D	90D	90D	90D	90D	90D	90D	90D	90D	90D	90D	90D	90D	90D	90D	90D	90D	90D	90D	90D	90D	90D	90D	90D	90D	90D	90D	90D	90D	90D	90D	90D	90D	90D	90D	90D
21	Clement Diop	90D	90D	90D	90D	90D	90D	90D	90D	90D	90D	90D	90D	90D	90D	90D	90D	90D	90D	90D	90D	90D	90D	90D	90D	90D	90D	90D	90D	90D	90D	90D	90D	90D	90D	90D	90D
22	Michael Petrasso	90D	90D	90D	90D	90D	90D	90D	90D	90D	90D	90D	90D	90D	90D	90D	90D	90D	90D	90D	90D	90D	90D	90D	90D	90D	90D	90D	90D	90D	90D	90D	90D	90D	90D	90D	90D
23	Louis Beland-Goyette	90D	90D	90D	90D	90D	90D	90D	90D	90D	90D	90D	90D	90D	90D	90D	90D	90D	90D	90D	90D	90D	90D	90D	90D	90D	90D	90D	90D	90D	90D	90D	90D	90D	90D	90D	90D
24	Kyle Fisher	90D	90D	90D	90D	90D	90D	90D	90D	90D	90D	90D	90D	90D	90D	90D	90D	90D	90D	90D	90D	90D	90D	90D	90D	90D	90D	90D	90D	90D	90D	90D	90D	90D	90D	90D	90D
25	Shamit Shome	90D	90D	90D	90D	90D	90D	90D	90D	90D	90D	90D	90D	90D	90D	90D	90D	90D	90D	90D	90D	90D	90D	90D	90D	90D	90D	90D	90D	90D	90D	90D	90D	90D	90D	90D	90D
26	Quincy Amarikwa	90D	90D	90D	90D	90D	90D	90D	90D	90D	90D	90D	90D	90D	90D	90D	90D	90D	90D	90D	90D	90D	90D	90D	90D	90D	90D	90D	90D	90D	90D	90D	90D	90D	90D	90D	90D
27	Micheal Azira	90D	90D	90D	90D	90D	90D	90D	90D	90D	90D	90D	90D	90D	90D	90D	90D	90D	90D	90D	90D	90D	90D	90D	90D	90D	90D	90D	90D	90D	90D	90D	90D	90D	90D	90D	90D
28	Bacary Sagna	90D	90D	90D	90D	90D	90D	90D	90D	90D	90D	90D	90D	90D	90D	90D	90D	90D	90D	90D	90D	90D	90D	90D	90D	90D	90D	90D	90D	90D	90D	90D	90D	90D	90D	90D	90D
29	Marco Donadel	90D	90D	90D	90D	90D	90D	90D	90D	90D	90D	90D	90D	90D	90D	90D	90D	90D	90D	90D	90D	90D	90D	90D	90D	90D	90D	90D	90D	90D	90D	90D	90D	90D	90D	90D	90D
30	Jason Beaulieu	90D	90D	90D	90D	90D	90D	90D	90D	90D	90D	90D	90D	90D	90D	90D	90D	90D	90D	90D	90D	90D	90D	90D	90D	90D	90D	90D	90D	90D	90D	90D	90D	90D	90D	90D	90D
31	James Pantemis	90D	90D	90D	90D	90D	90D	90D	90D	90D	90D	90D	90D	90D	90D	90D	90D	90D	90D	90D	90D	90D	90D	90D	90D	90D	90D	90D	90D	90D	90D	90D	90D	90D	90D	90D	90D

Played for other teams:
 Quincy Amarikwa played 269 minutes for SJ
 Micheal Azira played 275 minutes for COL

"00" = 100 minutes played
 F/M/D/G = starting position



NON-PLAYOFF TEAMS

MONTREAL IMPACT – GAME-BY-GAME LOG

Game #1	03/04/2018	MTL 1 at VAN 2	L	Mancosu 1 (Lovitz 1, Piatti 1) 81
Game #2	03/10/2018	MTL 2 at CLB 3	L	Piatti 1 (Piette 1) 59; Edwards 1 (Lovitz 2, Taider 1) 85
Game #3	03/17/2018	MTL 1 vs TOR 0	W	Vargas 1 (Piatti 2) 41
Game #4	03/31/2018	MTL 1 at SEA 0	W	Vargas 2 (Piatti 3) 60
Game #5	04/06/2018	MTL 0 at NE 4	L	Vargas 3 (unassisted) 33
Game #6	04/14/2018	MTL 1 at NVR 3	L	Piatti 2 (unassisted) 9; Piatti 3 (penalty kick) 16; Piatti 4 (Raitala 1) 43
Game #7	04/21/2018	MTL 3 vs LFC 5	L	Taider 1 (Duvall 1, Silva 1) 13
Game #8	04/28/2018	MTL 1 at ATL 4	L	Jackson-Hamel 1 (Piatti 4) 47+; Jackson-Hamel 2 (Piatti 5, Silva 2) 52; Edwards 2 (Piatti 6) 65; Piatti 5 (Piette 2) 68
Game #9	05/05/2018	MTL 4 vs NE 2	W	
Game #10	05/09/2018	MTL 0 at CHI 1	L	Vargas 4 (Piette 3) 44
Game #11	05/12/2018	MTL 0 vs PHI 2	L	
Game #12	05/21/2018	MTL 0 vs LA 1	L	
Game #13	05/26/2018	MTL 0 at MIN 2	L	
Game #14	06/02/2018	MTL 1 vs HOU 0	W	
Game #15	06/09/2018	MTL 0 at DAL 2	L	
Game #16	06/13/2018	MTL 3 vs ORL 0	W	Piatti 6 (penalty kick) 5; own goal (Tarek) 55; Piatti 7 (Taider 2, Lovitz 3) 92+
Game #17	06/23/2018	MTL 2 at ORL 0	W	own goal (Sane) 13; Piatti 8 (Silva 3, Taider 3) 84
Game #18	06/30/2018	MTL 2 vs KC 0	W	Piatti 9 (unassisted) 54; Silva 1 (penalty kick) 70
Game #19	07/07/2018	MTL 2 vs COL 1	W	Taider 2 (Silva 4) 55; Taider 3 (Piatti 7, Silva 5) 56
Game #20	07/11/2018	MTL 0 at NYC 3	L	
Game #21	07/14/2018	MTL 2 vs SJ 0	W	Taider 4 (Piatti 8, Mancosu 1) 8; Piatti 10 (Silva 6) 74
Game #22	07/21/2018	MTL 2 at POR 2	T	Taider 5 (Silva 7) 23; Mancosu 2 (Piatti 9) 41
Game #23	07/28/2018	MTL 1 vs ATL 2	L	Piatti 11 (Silva 8) 87
Game #24	08/04/2018	MTL 1 vs DC 1	T	Mancosu 3 (unassisted) 5
Game #25	08/11/2018	MTL 1 at RSL 1	T	Raitala 1 (Silva 9, Taider 4) 55
Game #26	08/18/2018	MTL 2 vs CHI 1	W	Piatti 12 (penalty kick) 6; Lovitz 1 (unassisted) 91+
Game #27	08/25/2018	MTL 1 at TOR 3	L	Silva 2 (Taider 5) 30
Game #28	09/01/2018	MTL 3 vs NVR 0	W	Fanni 1 (Taider 6) 30; Sagna 1 (Raitala 2, Lovitz 4) 38; Piatti 13 (Silva 10) 93+
Game #29	09/15/2018	MTL 4 at PHI 1	W	Silva 3 (Piatti 10) 28; Taider 6 (unassisted) 39; Amari kwa 1 (Lovitz 5, Piatti 11) 63; Silva 4 (Piatti 12) 76
Game #30	09/23/2018	MTL 1 vs NYC 1	T	Azira 1 (Piatti 13) 27
Game #31	09/29/2018	MTL 0 at DC 5	L	
Game #32	10/06/2018	MTL 3 vs CLB 0	W	Taider 7 (penalty kick) 32; Silva 5 (Taider 7) 44; Piatti 14 (Taider 8) 59
Game #33	10/21/2018	MTL 2 vs TOR 0	W	Piatti 15 (penalty kick) 74; Piatti 16 (Silva 11) 89
Game #34	10/28/2018	MTL 0 at NE 1	L	



NON-PLAYOFF TEAMS

MONTREAL IMPACT – CUP COMPETITIONS – GAME-BY-GAME

CANADIAN CHAMPIONSHIP

#	Player	SF1	SF2
		VAN	VAN
		1-0	0-2

1	Evan Bush		
2	Victor Cabreira	90D	90D
3	Daniel Lovitz	90D	63D
4	Rudy Camacho	90D	
5	Zakaria Diallo		
6	Samuel Piette	90M	90M
7	Dominic Oduro		
8	Saphir Taider	86M	90M
9	Alejandro Silva	90F	27
10	Ignacio Piatti	19	26
11	Anthony Jackson-Hamel	71F	
13	Ken Krolicki	90M	6
14	Raheem Edwards		
15	Rod Fanni		90D
16	Jeisson Vargas	90F	90F
17	David Choiniere		
18	Chris Duvall		
19	Michael Salazar		
21	Matteo Mancosu		64F
22	Jukka Raitala	52	90D
23	Clement Diop	90G	90G
24	Michael Petrasso	38D	90D
25	Louis Beland-Goyette		
26	Kyle Fisher		
28	Shamit Shome		84M
29	Mathieu Choiniere	4	
33	Marco Donadel		
40	Jason Beaulieu		
41	James Pantemis		

CANADIAN CHAMPIONSHIP

SF1	07/18/2018	MTL 1	vs VAN 0	W	
SF2	07/25/2018	MTL 0	at VAN 2	L	Silva (Taider) 58



NON-PLAYOFF TEAMS

NEW ENGLAND REVOLUTION PLAYOFF HISTORY

vs. Team	No. of Series	Series W-L	GP	W-L-T	OT	ShO	GF	GA	Mtg.	Round	Series Result
Chicago	8	4-4	15	7-7-1	1-1-0	0-0	14	20	2009	Quarterfinals	Lost Series Tie-Breaker
Columbus	3	3-0	7	4-0-3	0-0-2	0-0	12	6	2014	Quarterfinals	Won 2 games to 0
D.C. United	4	1-3	5	1-4-0	0-1-0	0-2	7	10	2015	Wild Card	Lost 1 games to 0
Houston	2	0-2	2	0-2-0	0-1-0	0-1	2	3	2007	MLS Cup '07	Lost MLS Cup '07
Kansas City	1	0-1	2	1-1-0	0-1-0	0-0	3	4	2013	Quarterfinals	Lost Series Tie-Breaker
Los Angeles	3	0-3	3	0-3-0	0-3-0	0-0	1	4	2014	MLS Cup '14	Lost MLS Cup '14
New York	4	4-0	8	4-1-3	0-0-0	0-0	11	6	2014	Semifinals	Won 1 games to 0
TOTALS	25	12-13	42	17-18-7	1-7-2	0-3	50	53			

NEW ENGLAND REVOLUTION -- ALL-TIME POSTSEASON RESULTS

DATE	OPPONENT	RESULT	ATT.	W-L-T	RD.	GOALS:
10/05/1997	at D.C. United	L 1-4	12,540	0-1-0	QTR	NE: Burns (89); DC: Wegerle (13,56) Moreno (65,76)
10/08/1997	D.C. United	L 1-2	16,233	0-2-0	QTR	NE: Moore (72); DC: Williams (53)
09/15/2000	at Chicago	L 1-2	10,476	0-1-0	QTR	NE: Harris (50); CHI: own goal (54) Kovalenko (73)
09/19/2000	Chicago	W 2-1	10,723	1-1-0	QTR	NE: Wynalda (18) Wright (86); CHI: Kovalenko (83)
09/22/2000	at Chicago	L 0-6	5,972	1-2-0	QTR	CHI: Razov (5,65) Stoitchkov (14,17) Nowak (47) George (75)
09/26/2002	Chicago	W 2-0	6,306	1-0-0	QTR	NE: Twellman (13); Hernandez (60)
09/29/2002	at Chicago	L 1-2	9,434	1-1-0	QTR	NE: Kamler (28); CHI: Razov (43,76)
10/02/2002	Chicago	W 2-0	6,954	2-1-0	QTR	NE: Kamler (12); Twellman (65)
10/06/2002	Columbus	T 0-0 (OT)	11,387	2-1-1	SEM	
10/09/2002	at Columbus	W 1-0	10,245	3-1-1	SEM	NE: Heaps (3)
10/12/2002	Columbus	T 2-2 (OT)	9,216	3-1-2	SEM	NE: Ralston (17); Harris (47) CLB: McBride (80) Washington (85)
10/20/2002	at Los Angeles	L 0-1 (OT)	61,316	3-2-2	FIN	LA: Ruiz (113)
11/01/2003	at MetroStars	W 2-0	10,211	1-0-0	QTR	NE: Fabbro (17) Noonan (65)
11/09/2003	MetroStars	T 1-1	14,823	1-0-1	QTR	NE: Noonan (21); MET: Guevara (45)
11/14/2003	at Chicago	L 0-1 (OT)	14,610	1-1-1	SEM	CHI: Armas (101)
10/23/2004	Columbus	W 1-0	5,679	1-0-0	QTR	NE: John (25)
10/31/2004	at Columbus	T 1-1	15,224	1-0-1	QTR	NE: Twellman (81); CLB: Buddle (90)
11/06/2004	at D.C. United	L 3-3 (OT)	21,201	1-1-1	SEM	NE: Twellman (17) Ralston (44) Noonan (85); DC: Eskandarian (11) Moreno (21) Gomez (67)
10/22/2005	at MetroStars	L 0-1	10,003	0-1-0	QTR	MET: Guevara (34)
10/29/2005	MetroStars	W 3-1	9,581	1-1-0	QTR	NE: Cancela (68) Noonan (73) Smith (83); MET: Djorkaeff (59)
11/06/2005	Chicago	W 1-0	18,118	2-1-0	SEM	NE: Dempsey (4)
11/13/2005	Los Angeles	L 0-1 (OT)	21,193	2-2-0	FIN	LA: Ramirez (105)
10/22/2006	at Chicago	L 0-1	10,217	0-1-0	QTR	CHI: Mapp (35)
10/28/2006	Chicago	W 2-1 (OT)	9,372	1-1-0	QTR	NE: Twellman (41) Noonan (58); CHI: Jaqua (18)
11/05/2006	at D.C. United	W 1-0	19,552	2-1-0	SEM	NE: Twellman (4)
11/12/2006	Houston	L 1-1 (OT)	22,427	2-2-0	FIN	NE: Twellman (113); HOU: Ching (114)
10/27/2007	at New York	T 0-0	14,165	0-0-1	QTR	
11/03/2007	New York	W 1-0	10,116	1-0-1	QTR	NE: Twellman (64)
11/08/2007	Chicago	W 1-0	10,317	2-0-1	SEM	NE: Twellman (38)
11/18/2007	Houston	L 1-2	39,859	2-1-1	FIN	NE: Twellman (20); HOU: Ngwenya (61) De Rosario (74)
10/30/2008	Chicago	T 0-0	5,221	0-0-1	QTR	
11/06/2008	at Chicago	L 0-3	17,312	0-1-1	QTR	CHI: Rolfe (45) Conde (49) Segares (74)
11/01/2009	Chicago	W 2-1	7,416	1-0-0	QTR	NE: Osei (45) Joseph (75); CHI: Rolfe (17)
11/07/2009	at Chicago	L 0-2	21,528	1-1-0	QTR	CHI: Thorrrington (35) Blanco (83)
11/02/2013	Sporting KC	W 2-1	15,164	1-0-0	QTR	NE: Dorman (55) Rowe (67); KC: Collin (69)
11/06/2013	at Sporting KC	L 1-3 (OT)	19,031	1-1-0	QTR	NE: Imbongo (70); KC: Collin (41) Sinovic (79) Bieler (113)
11/01/2014	at Columbus	W 4-2	9,074	1-0-0	QTR	NE: Davies (34,78) Tierney (51) Nguyen (70); CLB: Meram (64) Higuain (94+)
11/09/2014	Columbus	W 3-1	20,184	2-0-0	QTR	NE: Nguyen (43) Goncalves (55) Bunbury (77); CLB: Tchani (69)
11/23/2014	at New York	W 2-1	25,000	3-0-0	SEM	NE: Bunbury (17) Jones (85); NY: Wright-Phillips (27)
11/29/2014	New York	T 2-2	32,698	3-0-1	SEM	NE: Davies (41,70); NY: Cahill (26) Luyindula (52)
12/07/2014	at Los Angeles	L 1-2 (OT)	27,000	3-1-1	FIN	NE: Tierney (79); LA: Zardes (52) Keane (111)
10/28/2015	at D.C. United	L 1-2	11,554	0-1-0	WC	NE: Agudelo (15); DC: Pontius (45) Rolfe (83)



NON-PLAYOFF TEAMS

2018 NEW ENGLAND REVOLUTION STATISTICS (10-13-11, 41 pts.)

UNF	POS	PLAYER	GP	GS	MIN	G	A	SHT	SOG	FC	FS	OFF	CK	C	E
70	M	Cristian Penilla	33	33	2816	12	7	95	38	39	50	3	23	2	1
10	F	Teal Bunbury	32	30	2566	11	4	68	33	40	31	13	0	5	0
14	M	Diego Fagundez	33	30	2666	9	10	68	30	28	33	8	144	9	0
23	M	Wilfried Zahibo	31	22	1943	4	4	36	12	45	30	0	0	6	0
17	M	Juan Agudelo	30	13	1496	3	4	40	13	41	25	7	0	2	0
2	D	Andrew Farrell	31	30	2701	2	2	12	3	10	21	1	0	2	0
6	M	Scott Caldwell	24	20	1522	2	0	13	8	42	15	0	2	7	1
27	M	Luis Caicedo	30	29	2590	1	4	35	9	71	65	4	0	11	0
15	M	Brandon Bye	24	16	1470	1	2	12	5	19	5	1	1	4	0
11	M	Kelyn Rowe	27	18	1611	1	2	35	8	46	26	2	10	6	0
8	D	Chris Tierney	6	3	308	1	0	2	2	3	1	0	10	1	0
7	F	Brian Wright	10	2	258	1	0	9	3	6	4	1	0	0	0
9	M	*Krisztian Nemeth	15	4	466	0	2	8	2	13	8	1	0	1	0
91	D	Gabriel Somi	14	12	1043	0	2	11	2	7	5	1	12	3	0
3	D	Jalil Anibaba	31	29	2706	0	1	11	3	30	10	1	0	3	0
5	M	Isaac Angking	3	0	37	0	0	1	0	0	0	0	1	0	0
4	D	Claude Dielna	17	15	1334	0	0	20	7	28	6	1	19	5	1
22	F	Guillermo Hauche	4	2	175	0	0	4	0	6	4	0	2	1	0
21	M	Zachary Herivaux	5	2	158	0	0	0	0	3	5	0	0	1	0
18	G	Brad Knighton	7	7	630	0	0	0	0	0	0	0	0	0	0
13	M	Cristhian Machado	3	2	119	0	0	0	0	2	1	0	0	1	0
28	D	Michael Mancienne	10	10	900	0	0	1	1	7	3	0	0	2	0
19	D	Antonio Mlinar Delamea	18	18	1516	0	0	5	0	26	11	0	0	8	1
16	M	Mark Segbers	1	0	45	0	0	0	0	1	1	0	0	0	0
30	G	Matt Turner	27	27	2430	0	0	0	0	0	4	0	0	1	0
1	G	Cody Cropper	0	0	0	0	0	0	0	0	0	0	0	0	0
88	F	Femi Hollinger-Janzen	0	0	0	0	0	0	0	0	0	0	0	0	0
12	D	Nicolas Samayoa	0	0	0	0	0	0	0	0	0	0	0	0	0
		Own-goals received				1									
		Team totals	34	34	3060	49	44	486	179	513	385	44	224	81	4
		Opponent totals	34	34	3060	55	56	435	172	385	513	75	164	57	5

GAME-WINNING GOALS: Teal Bunbury 5, Cristian Penilla 2, Brian Wright 1, Chris Tierney 1

Diego Fagundez 1

GAME-WINNING ASSISTS: Cristian Penilla 2, Wilfried Zahibo 1, Andrew Farrell 1, Luis Caicedo 1

PENALTY KICK GOALS/ATTEMPTS: Diego Fagundez 1-2, Teal Bunbury 1-2, Cristian Penilla 1-1

NEW ENGLAND REVOLUTION INDIVIDUAL GOALKEEPING

UNF	POS	GOALKEEPER	GP	GS	MIN	SHTS	SV	GA	GAA	PG	PA	W	L	T	SO
30	G	Matt Turner	27	27	2430	126	83	42	1.56	3	4	8	10	9	5
18	G	Brad Knighton	7	7	630	46	33	13	1.86	1	1	2	3	2	2
		Team totals	34	34	3060	172	116	55	1.62	4	5	10	13	11	7
		Opponent totals	34	34	3060	179	127	49	1.44	3	5	13	10	11	7

* = Played with other teams in 2018. Only New England Revolution statistics listed here.



NON-PLAYOFF TEAMS

NEW ENGLAND REVOLUTION 2018 SCHEDULE

DAY	DATE	OPPONENT	RESULT	ATT.	W-L-T	POS.	PTS	NOTES:
Sat.	Mar. 3	at Philadelphia	L 0-2	16,452	0-1-0	T5	0	PHI: Fontana (43) Sapong (69)
Sat.	Mar. 10	Colorado	W 2-1	13,305	1-1-0	T2	3	NE: Fagundez (48) Tierney (93+); COL: Jackson (66)
Sat.	Mar. 24	New York City FC	T 2-2	12,376	1-1-1	T5	4	NE: Fagundez (11) Agudelo (63); NYC: Tajouri-Shradi (51,75)
Sat.	Mar. 31	at Houston	W 2-0	17,156	2-1-1	4	7	NE: Bunbury (15) Penilla (71)
Fri.	Apr. 6	Montreal	W 4-0	10,908	3-1-1	T2	10	NE: Bunbury (20) Farrell (51+) Fagundez (71) Zahibo (80)
Sat.	Apr. 14	FC Dallas	L 0-1	11,508	3-2-1	T3	10	DAL: Hayes (76)
Sat.	Apr. 21	at Columbus	T 2-2	11,264	3-2-2	T4	11	NE: Bunbury (14) Penilla (46+); CLB: own goal (9) Zardes (43)
Sat.	Apr. 28	Sporting KC	W 1-0	17,015	4-2-2	T3	14	NE: Bunbury (44)
Sat.	May 5	at Montreal	L 2-4	15,622	4-3-2	6	14	NE: Zahibo (78,86); MTL: Jackson-Hamel (47+,52) Edwards (65) Piatti (68)
Sat.	May 12	Toronto FC	W 3-2	19,596	5-3-2	6	17	NE: Penilla (4,7) Bunbury (46); TOR: own goal (54) Giovinco (89)
Sat.	May 19	Columbus	L 0-1	14,087	5-4-2	6	17	CLB: Abubakar (85)
Sat.	May 26	at Vancouver	T 3-3	22,120	5-4-3	6	18	NE: own goal (26) Penilla (47) Bunbury (59); VAN: Techera (49,51,74)
Wed.	May 30	Atlanta	T 1-1	10,547	5-4-4	T5	19	NE: Bunbury (88); ATL: Martinez (23)
Sat.	June 2	New York Red Bull	W 2-1	21,576	6-4-4	T4	22	NE: Fagundez (46+) Bunbury (78); NYR: Wright-Phillips (8)
Sat.	June 9	at Chicago	T 1-1	14,415	6-4-5	T4	23	NE: Bunbury (82); CHI: Schweinsteiger (63)
Wed.	June 13	at San Jose	T 2-2	16,234	6-4-6	5	24	NE: Fagundez (31) Penilla (43); SJ: Hoesen (17,51)
Sat.	June 30	D.C. United	W 3-2	19,371	7-4-6	5	27	NE: Penilla (18,78) Bunbury (46+); DC: Asad (42,73)
Sat.	July 7	Seattle	T 0-0	16,484	7-4-7	5	28	
Sat.	July 14	LA Galaxy	L 2-3	36,573	7-5-7	5	28	NE: Fagundez (28) Caicedo (45); LA: Pontius (38,93+) Romney (92+)
Wed.	July 18	at Minnesota	L 1-2	27,544	7-6-7	5	28	NE: Fagundez (52); MIN: Ramirez (5) Quintero (46+)
Sat.	July 21	at New York Red B	L 0-2	16,027	7-7-7	T5	28	NYR: Royer (69) Wright-Phillips (80)
Sat.	Aug. 4	at Orlando City S	T 3-3	23,879	7-7-8	T5	29	NE: Agudelo (7) Penilla (18) Bunbury (76); ORL: Dwyer (45) Tarek (71) Sutter (93+)
Sat.	Aug. 11	Philadelphia	L 2-3	19,516	7-8-8	7	29	NE: Farrell (46) Zahibo (64); PHI: Elliott (14,24) Picault (76)
Sun.	Aug. 19	at D.C. United	L 0-2	20,198	7-9-8	7	29	DC: Acosta (13) Stieber (89)
Sat.	Aug. 25	at Philadelphia	L 0-1	18,052	7-10-8	7	29	PHI: Burke (53)
Sat.	Sept. 1	Portland	T 1-1	16,040	7-10-9	7	30	NE: Caldwell (58); POR: Olum (70)
Wed.	Sept. 5	at New York City	W 1-0	18,884	8-10-9	7	33	NE: Wright (70)
Sat.	Sept. 15	at Los Angeles FC	T 1-1	22,000	8-10-1	T7	34	NE: Bye (82); LFC: Urena (52)
Sat.	Sept. 22	Chicago	T 2-2	24,388	8-10-1	T7	35	NE: Caldwell (62) Penilla (70); CHI: Katai (19) own goal (67)
Sat.	Sept. 29	at Toronto FC	L 1-4	24,710	8-11-1	8	35	NE: Penilla (10); TOR: Giovinco (36) Janson (53) Vazquez (58) Delgado (81)
Sat.	Oct. 6	at Atlanta	L 1-2	45,122	8-12-1	8	35	NE: Agudelo (92+); ATL: Bello (17) Gressel (52)
Sat.	Oct. 13	Orlando City SC	W 2-0	19,775	9-12-1	8	38	NE: Penilla (51) Fagundez (55)
Thu.	Oct. 18	at Real Salt Lake	L 1-4	19,536	9-13-1	8	38	NE: Rowe (69); RSL: Besler (4) Saucedo (14) Baird (29) Kreilach (50)
Sun.	Oct. 28	Montreal	W 1-0	28,832	10-13-1	8	41	NE: Fagundez (74)



NON-PLAYOFF TEAMS

NEW ENGLAND REVOLUTION – GAME-BY-GAME

#	Player	1	2	3	4	5	6	7	8	9	10	11	12	13	14	15	16	17	18	19	20	21	22	23	24	25	26	27	28	29	30	31	32	33	34		
1	Cody Cropper	PHI	COL	NYC	HOU	MTL	DAL	CLB	KC	MTL	TOR	CLB	VAN	ATL	NYR	CHI	SJ	DC	SEA	LA	MIN	NYR	ORL	PHI	DC	PHI	POR	NYC	LFC	CHI	TOR	ATL	ORL	RSL	MTL		
2	Andrew Farrell	0-2	2-1	2-2	2-0	4-0	0-1	2-2	1-0	2-4	3-2	0-1	3-3	1-1	2-1	1-1	2-2	3-2	0-0	2-3	1-2	0-2	3-3	2-3	0-2	0-1	1-1	1-0	1-1	2-2	1-4	1-2	2-0	1-4	0-1		
3	Jalil Anibaba	90D	90D	90D	90D	90D	90D	90D	90D	70D	90D	90D	90D	90D	90D	90D	90D	90D	90D	90D	90D	90D	90D	90D	90D	90D	90D	90D	90D	90D	90D	90D	90D	90D	90D	90D	
4	Claude Dielna	86D	90D	90D	90D	90D	90D	90D	90D	90D	90D	90D	90D	90D	90D	90D	90D	90D	90D	90D	90D	90D	90D	90D	90D	90D	90D	90D	90D	90D	90D	90D	90D	90D	90D	90D	
5	Isaac Angking	90M	90M	90M	68M	65M	45M	35	7	85M	86M	1	81M					1	56M	80M	80M	74M	74M	73M	73M	78M	90M	90M	57M	90M	45M	90M	45M	90M	45M		
6	Scott Caldwell																																				
7	Brian Wright																																				
8	Chris Tierney	73	3							90D	90M	8	44D																								
9	Krisztian Nemeth	20		12	14	12	18	56	8	29	80M	69M	70M	45M	1	21	11																				
10	Teal Bunbury	90M	90F	88F	54F	70F	76F	90F	89F	90F	82F	90F	89F	90F	90F	90F	90F	90F	90F	90F	90F	90F	90F	90F	90F	90F	90F	90F	90F	90F	90F	90F	90F	90F	90F		
11	Kelyn Rowe	14	70M	60M	22	25			20	67M	45M			9	84M	75M	61M	45	90M	1	90M	20	10														
12	Nicolas Samayoa																																				
13	Cristhian Machado																																				
14	Diego Fagundes	76M	90M	90M	90M	78M	90M	90M	83M	90M	90M		90M	90M	89M	90M	90M	90F	89M	90M	89M	90M	90M	87F	83F	90F	90F	45M	45	81M	45M	45	21	90M	90M		
15	Brandon Bye	35	90D	13					1	1	20	90M	90M		4	90D	5	90D	90D	81D	90D	90D	90D	90D	90D	90D	90D	90D	90D	90D	90D	90D	90D	90D	90D	90D	
16	Mark Segbers																																				
17	Juan Agudelo	55F	6	30	36	20	45	55M	72M	34M																											
18	Brad Knighton																																				
19	Antonio Mlinar	24D																																			
20	Zachary Herivaux																																				
21	Guillermo Hauche																																				
22	Wilfried Zahibo																																				
23	Lee Nguyen																																				
24	Luis Caicedo																																				
25	Michael Mancienne																																				
26	Matt Turner	90G	90G	90G	90G	90G	90G	90G	90G	90G	90G	90G	90G	90G	90G	90G	90G	90G	90G	90G	90G	90G	90G	90G	90G	90G	90G	90G	90G	90G	90G	90G	90G	90G	90G	90G	
27	Cristian Penilla	27M	84M	77M	90M	90M	90M	90M	90M	90M	90M	90M	90M	90M	90M	90M	90M	90M	90M	90M	90M	90M	90M	90M	90M	90M	90M	90M	90M	90M	90M	90M	90M	90M	90M	90M	
28	Femi Hollinger-Janzen																																				
29	Gabriel Soti	90D	17D	90D	87D	90D	90D	89D	90D	70D			82M	46																							

"00" = 100 minutes played
 F/M/D/G = starting position



NON-PLAYOFF TEAMS

NEW ENGLAND REVOLUTION – GAME-BY-GAME LOG

Game #1	03/03/2018	NE 0 at PHI 2	L	
Game #2	03/10/2018	NE 2 vs COL 1	W	Fagundez 1 (Penilla 1) 48; Tierney 1 (unassisted) 93+
Game #3	03/24/2018	NE 2 vs NYC 2	T	Fagundez 2 (Zahibo 1) 11; Agudelo 1 (Penilla 2, Zahibo 2) 63
Game #4	03/31/2018	NE 2 at HOU 0	W	Bunbury 1 (Penilla 3, Caicedo 1) 15; Penilla 1 (Somi 1) 71
Game #5	04/06/2018	NE 4 vs MTL 0	W	Bunbury 2 (Zahibo 3) 20; Farrell 1 (Fagundez 1, Somi 2) 51+; Fagundez 3 (Rowe 1, Agudelo 1) 71; Zahibo 1 (Rowe 2) 80
Game #6	04/14/2018	NE 0 vs DAL 1	L	
Game #7	04/21/2018	NE 2 at CLB 2	T	Bunbury 3 (Penilla 4, Zahibo 4) 14; Penilla 2 (Agudelo 2) 46+
Game #8	04/28/2018	NE 1 vs KC 0	W	Bunbury 4 (unassisted) 44
Game #9	05/05/2018	NE 2 at MTL 4	L	Zahibo 2 (Fagundez 2) 78; Zahibo 3 (unassisted) 86
Game #10	05/12/2018	NE 3 vs TOR 2	W	Penilla 3 (Bunbury 1) 4; Penilla 4 (unassisted) 7; Bunbury 5 (Farrell 1) 46
Game #11	05/19/2018	NE 0 vs CLB 1	L	
Game #12	05/26/2018	NE 3 at VAN 3	T	own goal (Ghazal) 26; Penilla 5 (unassisted) 48; Bunbury 6 (Fagundez 3, Bye 1) 59
Game #13	05/30/2018	NE 1 vs ATL 1	T	Bunbury 7 (penalty kick) 88
Game #14	06/02/2018	NE 2 vs NYR 1	W	Fagundez 4 (Nemeth 1, Bunbury 2) 46+; Bunbury 8 (Penilla 5) 78
Game #15	06/09/2018	NE 1 at CHI 1	T	Bunbury 9 (Fagundez 4) 82
Game #16	06/13/2018	NE 2 at SJ 2	T	Fagundez 5 (unassisted) 31; Penilla 6 (Fagundez 5) 43
Game #17	06/30/2018	NE 3 vs DC 2	W	Penilla 7 (Nemeth 2, Fagundez 6) 18; Bunbury 10 (Anibaba 1) 46+; Penilla 8 (penalty kick) 78
Game #18	07/07/2018	NE 0 vs SEA 0	T	
Game #19	07/14/2018	NE 2 vs LA 3	L	Fagundez 6 (Caicedo 2) 28; Caicedo 1 (Farrell 2, Fagundez 7) 45
Game #20	07/18/2018	NE 1 at MIN 2	L	Fagundez 7 (penalty kick) 52
Game #21	07/21/2018	NE 0 at NYR 2	L	
Game #22	08/04/2018	NE 3 at ORL 3	T	Agudelo 2 (Bye 2) 7; Penilla 9 (Caicedo 3) 18; Bunbury 11 (Agudelo 3) 76
Game #23	08/11/2018	NE 2 vs PHI 3	L	Farrell 2 (Penilla 6, Bunbury 3) 46; Zahibo 4 (Fagundez 8) 64
Game #24	08/19/2018	NE 0 at DC 2	L	
Game #25	08/25/2018	NE 0 at PHI 1	L	
Game #26	09/01/2018	NE 1 vs POR 1	T	Caldwell 1 (unassisted) 58
Game #27	09/05/2018	NE 1 at NYC 0	W	Wright 1 (unassisted) 71
Game #28	09/15/2018	NE 1 at LFC 1	T	Bye 1 (Bunbury 4) 82
Game #29	09/22/2018	NE 2 vs CHI 2	T	Caldwell 2 (unassisted) 62; Penilla 10 (Agudelo 4) 70
Game #30	09/29/2018	NE 1 at TOR 4	L	Penilla 11 (Caicedo 4) 10
Game #31	10/06/2018	NE 1 at ATL 2	L	Agudelo 3 (Fagundez 9) 92+
Game #32	10/13/2018	NE 2 vs ORL 0	W	Penilla 12 (unassisted) 51; Fagundez 8 (Penilla 7) 55
Game #33	10/18/2018	NE 1 at RSL 4	L	Rowe 1 (Fagundez 10) 69
Game #34	10/28/2018	NE 1 vs MTL 0	W	Fagundez 9 (unassisted) 74



NON-PLAYOFF TEAMS

NEW ENGLAND REVOLUTION – CUP COMPETITIONS – GAME-BY-GAME

U.S. OPEN CUP

Player
4R
LOUV
2-3

1	Cody Cropper		
2	Andrew Farrell	90D	
3	Jalil Anibaba	54	
4	Claude Dielna		
5	Isaac Angking		
6	Scott Caldwell	90M	
7	Brian Wright	90F	
8	Chris Tierney		
9	Krisztian Nemeth		
10	Teal Bunbury		
11	Kelyn Rowe	15	
12	Nicolas Samayoa	36D	
14	Diego Fagundez		
15	Brandon Bye	90D	
16	Mark Segbers	90M	
17	Juan Agudelo	32	
18	Brad Knighton	90G	
19	Antonio Mlinar Delamea		
21	Zachary Herivaux	90M	
23	Wilfried Zahibo	90M	
24	Lee Nguyen		
27	Luis Caicedo		
30	Matt Turner		
70	Cristian Penilla		
88	Femi Hollinger-Janzen	75M	
91	Gabriel Soti	58D	

U.S. OPEN CUP
4R 06/05/2018 NE 2 at LOUVIL 3 L Segbers (unassisted) 5; McMahon (own goal) 26



NON-PLAYOFF TEAMS

ORLANDO CITY SC PLAYOFF HISTORY

HAVE NOT QUALIFIED



NON-PLAYOFF TEAMS

2018 ORLANDO CITY SC STATISTICS (8-22-4, 28 pts.)

UNF	POS	PLAYER	GP	GS	MIN	G	A	SHT	SOG	FC	FS	OFF	CK	C	E
14	F	Dom Dwyer	26	25	2244	13	0	78	36	43	50	41	1	9	0
16	M	Sacha Kljestan	30	29	2522	6	6	47	17	18	30	3	58	4	0
19	M	Yoshimar Yotun	22	22	1970	4	10	37	11	29	63	0	78	8	1
7	M	Cristian Higuita	21	18	1366	4	0	18	7	32	49	0	0	6	1
17	M	Chris Mueller	32	23	2056	3	7	32	13	17	31	10	6	2	0
21	D	Scott Sutter	19	18	1567	3	2	17	5	6	8	0	0	0	0
29	F	Stefano Pinho	23	5	595	2	0	18	6	8	5	4	0	0	0
10	F	Josue Colman	24	10	1054	1	5	28	11	4	8	2	7	0	0
9	M	*Justin Meram	17	14	1272	1	3	41	11	13	13	10	5	0	0
4	M	Will Johnson	28	26	2194	1	1	33	13	28	34	2	16	7	0
22	D	Lamine Sane	16	15	1373	1	0	4	2	10	4	0	0	1	0
28	D	Chris Schuler	9	8	785	1	0	4	1	3	3	0	0	3	0
3	D	Amro Tarek	20	19	1697	1	0	6	4	11	9	0	0	3	0
8	M	Tony Rocha	12	9	819	0	3	7	2	12	20	1	3	1	0
27	D	RJ Allen	18	10	966	0	2	3	0	19	2	0	0	2	0
13	D	Mohamed El-Munir	26	23	2089	0	2	23	8	34	18	2	1	6	1
20	M	Oriol Rosell	22	18	1701	0	1	17	6	29	7	0	2	6	0
2	D	Jonathan Spector	13	13	1060	0	1	4	1	9	9	0	0	2	0
25	D	Donny Toia	4	3	238	0	1	1	0	6	2	0	0	0	0
26	D	Carlos Ascues	9	9	755	0	0	4	1	8	4	0	0	2	0
1	G	Joseph Bendik	25	24	2218	0	0	0	0	0	2	0	0	3	0
11	M	Pierre da Silva	2	0	49	0	0	0	0	0	2	0	0	0	0
36	G	Earl Edwards Jr.	5	5	392	0	0	0	0	0	0	0	0	0	0
94	D	PC Giro	8	5	418	0	0	6	1	6	7	0	0	1	1
99	G	Adam Grinwis	5	5	450	0	0	0	0	0	1	0	0	0	0
6	M	Richie Laryea	9	2	253	0	0	4	0	3	12	3	0	2	0
15	M	Cam Lindley	3	3	201	0	0	2	0	2	3	0	0	1	0
12	D	Shane O'Neill	13	13	1118	0	0	6	1	9	3	0	0	0	1
5	M	Dillon Powers	3	0	69	0	0	0	0	1	1	0	0	0	0
33	M	Jose Villarreal	3	0	45	0	0	0	0	1	0	0	0	0	0
31	G	Mason Stajduhar	0	0	0	0	0	0	0	0	0	0	0	0	0
		Own-goals received				2									
		Team totals	34	34	3060	43	44	440	157	361	419	78	177	69	5
		Opponent totals	34	34	3060	74	66	483	188	419	361	70	193	52	1

GAME-WINNING GOALS: Dom Dwyer 4, Yoshimar Yotun 1, Lamine Sane 1, Sacha Kljestan 1, Josue Colman 1

GAME-WINNING ASSISTS: Yoshimar Yotun 1, Scott Sutter 1, Chris Mueller 1, Justin Meram 1

Sacha Kljestan 1, RJ Allen 1

PENALTY KICK GOALS/ATTEMPTS: Yoshimar Yotun 3-3, Sacha Kljestan 2-3, Justin Meram 0-1

ORLANDO CITY SC INDIVIDUAL GOALKEEPING

UNF	POS	GOALKEEPER	GP	GS	MIN	SHTS	SV	GA	GAA	PG	PA	W	L	T	SO
99	G	Adam Grinwis	5	5	450	20	14	6	1.20	0	1	1	3	1	1
36	G	Earl Edwards Jr.	5	5	392	26	15	10	2.30	0	0	1	2	1	0
1	G	Joseph Bendik	25	24	2218	142	84	58	2.35	5	6	6	17	2	1
		Team totals	34	34	3060	188	113	74	2.18	5	7	8	22	4	2
		Opponent totals	34	34	3060	157	109	43	1.26	5	7	22	8	4	12

* = Played with other teams in 2018. Only Orlando City SC statistics listed here.



NON-PLAYOFF TEAMS

ORLANDO CITY SC 2018 SCHEDULE

DAY	DATE	OPPONENT	RESULT	ATT.	W-L-T	POS.	PTS	NOTES:
Sat.	Mar. 3	D.C. United	T 1-1	25,527	0-0-1	T3	1	ORL: Pinho (93+); DC: Asad (32)
Sat.	Mar. 10	Minnesota	L 1-2	24,038	0-1-1	T6	1	ORL: Yotun (42); MIN: Finlay (12,79)
Sat.	Mar. 17	at New York City	L 0-2	18,584	0-2-1	9	1	NYC: Tajouri-Shradi (62) Morales (74)
Sat.	Mar. 31	New York Red Bull	W 4-3	23,257	1-2-1	T7	4	ORL: Johnson (15) Dwyer (26,48) Colman (86); NYR: Valot (7) Etienne (24) Long (82)
Sun.	Apr. 8	Portland	W 3-2	22,337	2-2-1	5	7	ORL: Mueller (80) Kljestan (82) Dwyer (87); POR: Valeri (20) Tuiloma (59)
Fri.	Apr. 13	at Philadelphia	W 2-0	16,032	3-2-1	T3	10	ORL: Dwyer (38) Mueller (45)
Sat.	Apr. 21	San Jose	W 3-2	25,527	4-2-1	3	13	ORL: Mueller (2) Kljestan (35) Dwyer (69); SJ: Jungwirth (78,90)
Sun.	Apr. 29	at Colorado	W 2-1	15,702	5-2-1	3	16	ORL: Higuaita (52) Yotun (77); COL: Badji (26)
Sun.	May 6	Real Salt Lake	W 3-1	23,258	6-2-1	3	19	ORL: Dwyer (60) Sane (63) Yotun (78); RSL: Baird (12)
Sun.	May 13	Atlanta	L 1-2	24,232	6-3-1	4	19	ORL: Meram (57); ATL: Martinez (10) Barco (31)
Fri.	May 18	at Toronto FC	L 1-2	28,009	6-4-1	4	19	ORL: Higuaita (73); TOR: Chapman (63) Telfer (87)
Sat.	May 26	Chicago	L 1-2	25,288	6-5-1	5	19	ORL: Higuaita (28); CHI: Katai (13) Gordon (82)
Sat.	June 2	at New York City	L 0-3	22,103	6-6-1	6	19	NYC: Tajouri-Shradi (35,79) Morales (87)
Sat.	June 9	at Vancouver	L 2-5	22,120	6-7-1	6	19	ORL: Kljestan (64) Dwyer (94+); VAN: Kamara (36,85) Davies (76) Reyna (87) Mezquida (90)
Wed.	June 13	at Montreal	L 0-3	15,621	6-8-1	T6	19	MTL: Piatti (5,92+) own goal (55)
Sat.	June 23	Montreal	L 0-2	23,498	6-9-1	8	19	MTL: own goal (13) Piatti (84)
Sat.	June 30	at Atlanta	L 0-4	71,932	6-10-1	9	19	ATL: Martinez (3) Almiron (55,78) Barco (57)
Sat.	July 7	at Los Angeles FC	L 1-4	22,000	6-11-1	9	19	ORL: Kljestan (59); LFC: Diomande (28,82) Blessing (32) Rossi (84)
Sat.	July 14	Toronto FC	W 2-1	23,420	7-11-1	9	22	ORL: Schuler (34) Dwyer (48); TOR: Hagglund (94+)
Sat.	July 21	at Columbus	L 2-3	14,052	7-12-1	9	22	ORL: Kljestan (16) Pinho (58); CLB: Zardes (51,88) Trapp (92+)
Thu.	July 26	New York City FC	L 0-2	23,790	7-13-1	9	22	NYC: Morales (40) Tinnerholm (46+)
Sun.	July 29	at LA Galaxy	L 3-4	24,941	7-14-1	T9	22	ORL: Higuaita (18) own goal (44) Dwyer (54); LA: G. dos Santos (39) Ibrahimovic (47,67,71)
Sat.	Aug. 4	New England	T 3-3	23,879	7-14-2	T8	23	ORL: Dwyer (45) Tarek (71) Sutter (93+); NE: Agudelo (7) Penilla (18) Bunbury (76)
Sun.	Aug. 12	at D.C. United	L 2-3	17,020	7-15-2	T8	23	ORL: own goal (50) Dwyer (71); DC: Acosta (49+,64,96+)
Fri.	Aug. 24	Atlanta	L 1-2	25,058	7-16-2	11	23	ORL: Sutter (39); ATL: Gonzalez (21) Martinez (74)
Sat.	Sept. 1	Philadelphia	T 2-2	22,912	7-16-3	T10	24	ORL: Dwyer (9) Sutter (91+); PHI: Burke (32) Picault (88)
Sat.	Sept. 8	at Sporting KC	L 0-1	19,332	7-17-3	T10	24	KC: Gutierrez (53)
Sun.	Sept. 16	at Chicago	L 0-4	16,287	7-18-3	11	24	CHI: Nikolic (3,70) Katai (28) de Leeuw (56)
Sat.	Sept. 22	Houston	T 0-0	23,723	7-18-4	11	25	
Sat.	Oct. 6	at FC Dallas	L 0-2	16,519	7-19-4	11	25	DAL: Mosquera (63) Ulloa (69)
Sat.	Oct. 13	at New England	L 0-2	19,775	7-20-4	11	25	NE: Penilla (51) Fagundez (55)
Wed.	Oct. 17	Seattle	L 1-2	22,344	7-21-4	11	25	ORL: Dwyer (57); SEA: Rodriguez (3) Bwana (13)
Sun.	Oct. 21	Columbus	W 2-1	23,642	8-21-4	11	28	ORL: Yotun (57) Kljestan (96+); CLB: Higuain (54)
Sun.	Oct. 28	at New York Red B	L 0-1	20,023	8-22-4	11	28	NYR: Etienne (53)



NON-PLAYOFF TEAMS

ORLANDO CITY SC – GAME-BY-GAME

#	Player	1	2	3	4	5	6	7	8	9	10	11	12	13	14	15	16	17	18	19	20	21	22	23	24	25	26	27	28	29	30	31	32	33	34				
1	Joseph Bendik	90G	90G	90G	90G	90G	90G	90G	90G	90G	90G	90G	90G	90G	90G	90G	90G	90G	90G	90G	90G	90G	90G	90G	90G	90G	90G	90G	90G	90G	90G	90G	90G	90G	90G	90G	90G	90G	
2	Jonathan Spector	90D	90D	45D	90D	90D	90D	90D	90D	90D	90D	90D	90D	90D	90D	90D	90D	90D	90D	90D	90D	90D	90D	90D	90D	90D	90D	90D	90D	90D	90D	90D	90D	90D	90D	90D	90D	90D	90D
3	Amro Tarek	90D	90D	90D	73D	90D	90D	90D	90D	90D	90D	90D	90D	90D	90D	90D	90D	90D	90D	90D	90D	90D	90D	90D	90D	90D	90D	90D	90D	90D	90D	90D	90D	90D	90D	90D	90D	90D	90D
4	Will Johnson	90M	90M	90M	90M	90M	90M	90M	90M	90M	90M	90M	90M	90M	90M	90M	90M	90M	90M	90M	90M	90M	90M	90M	90M	90M	90M	90M	90M	90M	90M	90M	90M	90M	90M	90M	90M	90M	90M
5	Dillon Powers																																						
6	Richie Larrea	24	67M	23																																			
7	Cristian Higuera	67M																																					
8	Tony Rocha	23																																					
9	Justin Meram	90F	90F	90F	76M	26	30	83M	88M	74M	90M	90M	90M	90M	90M	90M	90M	90M	90M	90M	90M	90M	90M	90M	90M	90M	90M	90M	90M	90M	90M	90M	90M	90M	90M	90M	90M	90M	90M
10	Josue Colman	14	45	67M	1	12																																	
11	Pierre da Silva																																						
12	Shane O'Neill																																						
13	Mohamed El-Munir	90D	90D	90D	90D	90D	90D	90D	90D	90D	90D	90D	90D	90D	90D	90D	90D	90D	90D	90D	90D	90D	90D	90D	90D	90D	90D	90D	90D	90D	90D	90D	90D	90D	90D	90D	90D	90D	90D
14	Dom Dwyer																																						
15	Cam Lindley	66M	90M																																				
16	Sacha Kljestan	90M	90M	90M	90M	90M	90M	90M	90M	90M	90M	90M	90M	90M	90M	90M	90M	90M	90M	90M	90M	90M	90M	90M	90M	90M	90M	90M	90M	90M	90M	90M	90M	90M	90M	90M	90M	90M	90M
17	Chris Mueller	58F	62	90F	26	23	89M	78M	90M	73M	66M	83M	75M	68M	90M	22	28	90F	64M	90M	71M	20	90D	90M	14	65M	45												
19	Yoshimar Yotun	90M	90M	90M	90M	90M	90M	90M	90M	90M	90M	90M	90M	90M	90M	90M	90M	90M	90M	90M	90M	90M	90M	90M	90M	90M	90M	90M	90M	90M	90M	90M	90M	90M	90M	90M	90M	90M	90M
20	Oriol Rosell																																						
21	Scott Sutter	81D	83D	90D	57D																																		
22	Lamine Sane	45	90D	90D	90D	90D	90D	90D	90D	90D	90D	90D	90D	90D	90D	90D	90D	90D	90D	90D	90D	90D	90D	90D	90D	90D	90D	90D	90D	90D	90D	90D	90D	90D	90D	90D	90D	90D	
25	Donny Toia																																						
26	Carlos Ascues																																						
27	RJ Allen	9	7	76D	17	33	29D		1	2																													
28	Chris Schuler																																						
29	Stefano Pinho	32	28F		14	64M	60M	7	17	16	64F	15	22	20	20	22	22	4	90F	19	11	30	2	23	14	10	11												
31	Mason Stajduhar																																						
33	Jose Villarreal																																						
36	Earl Edwards Jr.																																						
94	PC Giro	41M																																					
99	Adam Grinwis																																						

"00" = 100 minutes played
F/M/D/G = starting position



NON-PLAYOFF TEAMS

ORLANDO CITY SC – GAME-BY-GAME LOG

Game #	Date	Opponent	Result	Scorers
Game #1	03/03/2018	ORL 1 vs DC 1	T	Pinho 1 (Spector 1, Meram 1) 93+
Game #2	03/10/2018	ORL 1 vs MIN 2	L	Yotun 1 (penalty kick) 42
Game #3	03/17/2018	ORL 0 at NYC 2	L	
Game #4	03/31/2018	ORL 4 vs NYR 3	W	Johnson 1 (Meram 2, Kljestan 1) 15; Dwyer 1 (Yotun 1) 26; Dwyer 2 (El-Munir 1) 48; Colman 1 (Sutter 1) 86
Game #5	04/08/2018	ORL 3 vs POR 2	W	Mueller 1 (Yotun 2) 80; Kljestan 1 (penalty kick) 82; Dwyer 3 (Allen 1) 87
Game #6	04/13/2018	ORL 2 at PHI 0	W	Dwyer 4 (Kljestan 2) 38; Mueller 2 (unassisted) 45
Game #7	04/21/2018	ORL 3 vs SJ 2	W	Mueller 3 (Yotun 3) 2; Kljestan 2 (Mueller 1, Yotun 4) 35; Dwyer 5 (Meram 3) 69
Game #8	04/29/2018	ORL 2 at COL 1	W	Higuaita 1 (Kljestan 3) 52; Yotun 2 (penalty kick) 77
Game #9	05/06/2018	ORL 3 vs RSL 1	W	Dwyer 6 (Kljestan 4) 60; Sane 1 (Yotun 5) 63; Yotun 3 (unassisted) 78
Game #10	05/13/2018	ORL 1 vs ATL 2	L	Meram 1 (unassisted) 57
Game #11	05/18/2018	ORL 1 at TOR 2	L	Higuaita 2 (Colman 1, Mueller 2) 73
Game #12	05/26/2018	ORL 1 vs CHI 2	L	Higuaita 3 (Mueller 3, Colman 2) 28
Game #13	06/02/2018	ORL 0 at NYC 3	L	
Game #14	06/09/2018	ORL 2 at VAN 5	L	Kljestan 3 (Rocha 1, Colman 3) 64; Dwyer 7 (Mueller 4, Colman 4) 94+
Game #15	06/13/2018	ORL 0 at MTL 3	L	
Game #16	06/23/2018	ORL 0 vs MTL 2	L	
Game #17	06/30/2018	ORL 0 at ATL 4	L	
Game #18	07/07/2018	ORL 1 at LFC 4	L	Kljestan 4 (Toia 1) 59
Game #19	07/14/2018	ORL 2 vs TOR 1	W	Schuler 1 (unassisted) 34; Dwyer 8 (Mueller 5) 48
Game #20	07/21/2018	ORL 2 at CLB 3	L	Kljestan 5 (Allen 2) 16; Pinho 2 (Kljestan 5, Yotun 6) 58
Game #21	07/26/2018	ORL 0 vs NYC 2	L	
Game #22	07/29/2018	ORL 3 at LA 4	L	Higuaita 4 (Kljestan 6) 18; own goal (Ciani) 44; Dwyer 9 (El-Munir 2, Rocha 2) 54
Game #23	08/04/2018	ORL 3 vs NE 3	T	Dwyer 10 (Rocha 3, Yotun 7) 45; Tarek 1 (Yotun 8) 71; Sutter 1 (Yotun 9) 93+
Game #24	08/12/2018	ORL 2 at DC 3	L	own goal (Ousted) 50; Dwyer 11 (Rosell 1) 71
Game #25	08/24/2018	ORL 1 vs ATL 2	L	Sutter 2 (Johnson 1, Mueller 6) 39
Game #26	09/01/2018	ORL 2 vs PHI 2	T	Dwyer 12 (Yotun 10) 9; Sutter 3 (Colman 5) 91+
Game #27	09/08/2018	ORL 0 at KC 1	L	
Game #28	09/16/2018	ORL 0 at CHI 4	L	
Game #29	09/22/2018	ORL 0 vs HOU 0	T	
Game #30	10/06/2018	ORL 0 at DAL 2	L	
Game #31	10/13/2018	ORL 0 at NE 2	L	
Game #32	10/17/2018	ORL 1 vs SEA 2	L	Dwyer 13 (Sutter 2, Mueller 7) 57
Game #33	10/21/2018	ORL 2 vs CLB 1	W	Yotun 4 (penalty kick) 57; Kljestan 6 (penalty kick) 96+
Game #34	10/28/2018	ORL 0 at NYR 1	L	



NON-PLAYOFF TEAMS

ORLANDO CITY SC --CUP COMPETITIONS -- GAME-BY-GAME

#	Player	U.S. OPEN CUP			
		4R	5R	QF	QF
		MIAM	DC	PHI	
		3-0	1-1	0-1	
1	Joseph Bendik				
2	Jonathan Spector	45D	120D		90D
3	Amro Tarek	15	38		90M
4	Will Johnson	90M			45M
5	Dillon Powers				
6	Richie Laryea		82M		
7	Cristian Higueta	90D			
8	Tony Rocha		119F		
9	Justin Meram	90M	46		61M
10	Josue Colman				
11	Pierre da Silva				90D
12	Shane O'Neill				90D
13	Mohamed El-Munir	90D	120M		90F
14	Dom Dwyer				20
15	Cam Lindley				90M
16	Sacha Kljestan	64M	120M		45M
17	Chris Mueller		120F		
19	Yoshimar Yotun				70M
20	Oriol Rosell	75M			
21	Scott Sutter				
22	Lamine Sane		120D		90D
25	Donny Toia				
27	RJ Allen	90D	120M		
28	Chris Schuler	45			
29	Stefano Pinho	90F	74F		29
31	Mason Stajduhar				
33	Jose Villarreal	26	1		
36	Earl Edwards Jr.	90G	120G		90G
94	PC Giro	90M			
99	Adam Grinwis				

U.S. OPEN CUP		U.S. OPEN CUP		U.S. OPEN CUP	
4R	06/06/2018	ORL 3	at MIAMFC 0	W	Pinho (Allen) 37; Powers (Kljestan) 53; PC Giro (Kljestan) 62
5R	06/20/2018	ORL 1	at DC 1	T	(4-2 pens) Meram (Kljestan) 17
QF	07/18/2018	ORL 0	at PHI 1	L	



SAN JOSE EARTHQUAKES

SAN JOSE EARTHQUAKES PLAYOFF HISTORY

vs. Team	No. of Series		Series					Last		Round	Series Result
	Series	W-L	GP	W-L-T	OT	ShO	GF	GA			
Chicago	1	1-0	1	1-0-0	0-0-0	0-0	4	2	2003	MLS Cup '03	Won MLS Cup '03
Colorado	1	0-1	1	0-1-0	0-0-0	0-0	0	1	2010	Semifinals	Lost 1 games to 0
Columbus	2	1-1	4	2-2-0	0-0-0	0-0	8	5	2002	Quarterfinals	Lost 6 pts. to 0
Kansas City	2	1-1	3	2-1-0	1-0-0	0-0	5	5	2004	Quarterfinals	Lost Series Tie-Breaker
Los Angeles	5	2-3	10	4-5-1	1-0-0	0-0	12	16	2012	Quarterfinals	Lost Series Tie-Breaker
Miami	1	1-0	3	2-1-0	1-0-0	0-0	5	1	2001	Semifinals	Won 6 pts. to 3
New York	1	1-0	2	1-1-0	0-0-0	0-0	3	2	2010	Quarterfinals	Won Series Tie-Breaker
Vancouver	1	0-1	1	0-1-0	0-0-0	0-0	0	5	2017	Wild Card	Lost 1 games to 0
TOTALS	14	7-7	25	12-12-1	3-0-0	0-0	37	37			

SAN JOSE EARTHQUAKES – ALL-TIME POSTSEASON RESULTS

DATE	OPPONENT	RESULT	ATT.	W-L-T	RD.	NOTES:
09/26/1996	Los Angeles	W 1-0	17,209	1-0-0	QTR	Ianni (36)
09/29/1996	at Los Angeles	L 0-2	27,833	1-1-0	QTR	
10/02/1996	at Los Angeles	L 0-2	30,231	1-2-0	QTR	
09/22/2001	at Columbus	W 3-1	20,883	1-0-0	QTR	Donovan (5,46); Lagos (31)
09/26/2001	Columbus	W 3-0	10,419	2-0-0	QTR	Lagos (9); Cerritos (68); Donovan (76)
10/10/2001	at Miami	L 0-1	9,236	2-1-0	SEM	
10/14/2001	Miami	W 4-0	16,119	3-1-0	SEM	Donovan (16); Russell (57); Lagos (69); De Rosario (89)
10/17/2001	at Miami	W 1-0 (OT)	11,242	4-1-0	SEM	Dayak (93)
10/21/2001	at Los Angeles	W 2-1 (OT)	21,626	5-1-0	FIN	Donovan (43); De Rosario (96)
09/25/2002	Columbus	L 1-2	8,069	0-1-0	QTR	Donovan (54)
09/28/2002	at Columbus	L 1-2	13,004	0-2-0	QTR	Graziani (58)
11/01/2003	at Los Angeles	L 0-2	20,201	0-1-0	QTR	
11/09/2003	Los Angeles	W 5-2 (ST)	14,145	1-1-0	QTR	Agoos (21); Donovan (35); Walker (50); Roner (90); Faria (96)
11/15/2003	Kansas City	W 3-2 (OT)	16,108	2-1-0	SEM	Lagos (61); Mullan (83); Donovan (117)
11/23/2003	at Chicago	W 4-2	27,000	3-1-0	FIN	Ekelund (5); Donovan (38,71); Mulrooney (50)
10/24/2004	Kansas City	W 2-0	8,659	1-0-0	QTR	De Rosario (40); Waibel (52)
10/30/2004	at Kansas City	L 0-3	10,222	1-1-0	QTR	
10/23/2005	at Los Angeles	L 1-3	17,466	1-0-0	QTR	Clark (68)
10/29/2005	Los Angeles	T 1-1	17,824	1-0-1	QTR	Ching (42)
10/30/2010	New York	L 0-1	10,525	0-1-0	QTR	NY: Lindpere (56)
11/04/2010	at New York	W 3-1	22,839	1-1-0	QTR	SJ: Convey (6,76) Wondolowski (81); NY: Angel (78)
11/13/2010	at Colorado	L 0-1	17,779	1-2-0	SEM	COL: Kimura (42)
DATE	OPPONENT	RESULT	ATT.	W-L-T	RD.	NOTES:
11/04/2012	at Los Angeles	W 1-0	27,000	1-0-0	QTR	SJ: Bernardez (94+)
11/07/2012	Los Angeles	L 1-3	10,744	1-1-0	QTR	SJ: Gordon (82); LA: Keane (21,34) Magee (39)



SAN JOSE EARTHQUAKES

2018 SAN JOSE EARTHQUAKES STATISTICS (4-21-9, 21 pts.)

UNF	POS	PLAYER	GP	GS	MIN	G	A	SHT	SOG	FC	FS	OFF	CK	C	E
9	F	Danny Hoesen	34	29	2488	12	4	83	33	24	19	30	0	1	0
11	M	Vako Qazaishvili	33	31	2718	10	5	110	35	14	28	4	51	0	0
8	F	Chris Wondolowski	34	23	2289	10	5	58	22	27	15	14	0	3	0
7	M	Magnus Eriksson	32	29	2494	6	3	52	20	37	81	2	77	2	0
23	M	Florian Jungwirth	31	27	2400	3	4	17	6	28	46	0	0	4	0
10	M	Jahmir Hyka	19	11	914	3	0	18	6	4	7	2	13	0	0
24	D	Nick Lima	34	34	3049	2	2	16	6	20	50	3	0	2	0
30	D	Yeferson Quintana	13	10	794	1	1	4	2	14	6	0	0	3	0
14	M	Jackson Yueill	21	15	1293	0	3	15	2	7	14	0	6	0	0
25	F	*Quincy Amarikwa	14	1	269	0	2	7	4	14	13	4	0	1	0
20	M	Anibal Godoy	27	27	2348	0	2	15	3	61	70	2	0	8	0
6	D	Shea Salinas	25	20	1820	0	2	5	1	22	12	0	3	3	1
96	M	Luis Felipe	13	11	974	0	1	6	1	16	8	0	0	4	0
3	D	Francois Affolter	9	7	676	0	0	1	0	9	2	0	0	2	0
27	M	Fatai Alashe	12	2	353	0	0	0	0	10	6	0	0	1	0
26	M	Eric Calvillo	3	2	165	0	0	3	2	5	2	0	10	1	0
31	D	Harold Cummings	21	21	1875	0	0	0	0	14	15	0	0	3	1
35	M	Gilbert Fuentes	1	0	1	0	0	0	0	1	0	0	0	0	0
37	D	Guram Kashia	12	12	1080	0	0	6	2	7	5	1	0	3	0
18	G	JT Marcinkowski	5	5	450	0	0	0	0	0	0	0	0	0	0
15	D	Jimmy Ockford	15	11	1085	0	0	9	1	18	2	0	0	3	0
13	M	Dominic Oduro (TOT)	10	0	62	0	0	2	0	1	1	1	0	0	0
13	M	Dominic Oduro (SJ)	5	0	30	0	0	0	0	1	0	0	0	0	0
89	D	Kevin Partida	4	4	290	0	0	1	0	6	5	0	0	1	1
2	D	Joel Qwiberg	5	5	379	0	0	0	0	7	3	0	0	0	0
28	G	Andrew Tarbell	29	29	2610	0	0	1	0	1	2	0	0	1	0
22	M	Tommy Thompson	14	6	630	0	0	9	3	8	17	0	6	0	0
16	M	Chris Wehan	6	2	183	0	0	3	0	3	0	0	8	0	0
29	D	Jacob Akanyirige	0	0	0	0	0	0	0	0	0	0	0	0	0
12	G	Matt Bersano	0	0	0	0	0	0	0	0	0	0	0	0	0
33	D	Paul Marie	0	0	0	0	0	0	0	0	0	0	0	0	0
19	F	Danny Musovski	0	0	0	0	0	0	0	0	0	0	0	0	0
17	F	Mohamed Thiaw	0	0	0	0	0	0	0	0	0	0	0	0	0
		Own-goals received				2									
		Team totals	34	34	3060	49	34	439	149	378	445	62	174	46	3
		Opponent totals	34	34	3060	71	80	517	185	445	378	52	215	54	0

GAME-WINNING GOALS: Danny Hoesen 2, Chris Wondolowski 1, Jahmir Hyka 1

GAME-WINNING ASSISTS: Vako Qazaishvili 2, Chris Wondolowski 1, Anibal Godoy 1

PENALTY KICK GOALS/ATTEMPTS: Chris Wondolowski 3-4, Magnus Eriksson 3-3

SAN JOSE EARTHQUAKES INDIVIDUAL GOALKEEPING

UNF	POS	GOALKEEPER	GP	GS	MIN	SHTS	SV	GA	GAA	PG	PA	W	L	T	SO
28	G	Andrew Tarbell	29	29	2610	152	87	60	2.07	1	2	4	17	8	1
18	G	JT Marcinkowski	5	5	450	33	21	11	2.20	1	1	0	4	1	1
		Team totals	34	34	3060	185	108	71	2.09	2	3	4	21	9	2
		Opponent totals	34	34	3060	149	99	49	1.44	6	7	21	4	9	7

* = Played with other teams in 2018. Only San Jose Earthquakes statistics listed here.



SAN JOSE EARTHQUAKES

SAN JOSE EARTHQUAKES 2018 SCHEDULE

DAY	DATE	OPPONENT	RESULT	ATT.	W-L-T	POS.	PTS	NOTES:
Sat.	Mar. 3	Minnesota	W 3-2	18,000	1-0-0	T1	3	SJ: Hoesen (27,59) Qazaishvili (28); MIN: Molino (81,85)
Sat.	Mar. 17	at Sporting KC	L 2-3	18,868	1-1-0	T7	3	SJ: Qazaishvili (34) Wondolowski (91+); KC: Sanchez (25) Zusi (56) Gutierrez (68)
Sat.	Mar. 31	New York City FC	L 1-2	18,000	1-2-0	10	3	SJ: Quintana (3); NYC: Tinnerholm (49) Morales (60)
Sat.	Apr. 7	at Philadelphia	T 1-1	14,795	1-2-1	T9	4	SJ: Eriksson (37); PHI: Bedoya (64)
Sat.	Apr. 14	Houston	T 2-2	17,822	1-2-2	T9	5	SJ: Eriksson (26) Hyka (85); HOU: Martinez (48) Manotas (63)
Sat.	Apr. 21	at Orlando City S	L 2-3	25,527	1-3-2	T10	5	SJ: Jungwirth (78,90); ORL: Mueller (2) Kljestan (35) Dwyer (69)
Sat.	Apr. 28	at Columbus	L 1-2	11,479	1-4-2	11	5	SJ: Hoesen (45); CLB: Afful (28) Grella (84)
Sat.	May 5	Portland	L 0-1	17,850	1-5-2	T11	5	POR: Valeri (88)
Sat.	May 12	at Minnesota	W 3-1	19,721	2-5-2	T10	8	SJ: Eriksson (2) Hoesen (69) Wondolowski (76); MIN: Ramirez (26)
Wed.	May 16	at Vancouver	T 2-2	17,357	2-5-3	10	9	SJ: Hoesen (46+) Lima (53); VAN: Techera (19) Reyna (64)
Sat.	May 19	D.C. United	L 1-3	17,644	2-6-3	10	9	SJ: Hoesen (43); DC: Stieber (15) Mattocks (20) Asad (37)
Fri.	May 25	at LA Galaxy	L 0-1	23,118	2-7-3	10	9	LA: Alessandrini (82)
Sat.	June 2	at Chicago	L 1-2	14,138	2-8-3	10	9	SJ: Hoesen (74); CHI: Gordon (29) Katai (49)
Sat.	June 9	Los Angeles FC	L 3-4	17,650	2-9-3	11	9	SJ: Qazaishvili (11) Wondolowski (52,63); LFC: Diomande (15,90) Beitashour (19) Moutinho (97+)
Wed.	June 13	New England	T 2-2	16,234	2-9-4	11	10	SJ: Hoesen (17,51); NE: Fagundez (31) Penilla (43)
Sat.	June 23	at Real Salt Lake	T 1-1	18,472	2-9-5	12	11	SJ: Hoesen (64); RSL: Kreilach (54)
Sat.	June 30	LA Galaxy	T 3-3	50,743	2-9-6	T10	12	SJ: Wondolowski (15,69) Qazaishvili (39); LA: Ibrahimovic (1,25) Alessandrini (20)
Sat.	July 7	at Portland	L 1-2	21,144	2-10-6	12	12	SJ: Jungwirth (87); POR: Armenteros (14,53)
Sat.	July 14	at Montreal	L 0-2	15,485	2-11-6	12	12	MTL: Taider (8) Piatti (74)
Wed.	July 25	Seattle	L 0-1	16,478	2-12-6	12	12	SEA: Ruidiaz (62)
Sat.	July 28	Real Salt Lake	T 0-0	16,351	2-12-7	12	13	
Sat.	Aug. 4	at FC Dallas	W 3-1	17,282	3-12-7	12	16	SJ: Qazaishvili (19,88) Hyka (47); DAL: Lamah (23)
Sat.	Aug. 11	at Colorado	L 1-2	15,383	3-13-7	12	16	SJ: Eriksson (58); COL: Smith (24) Adjei-Boateng (93+)
Sat.	Aug. 18	Toronto FC	T 1-1	17,456	3-13-8	12	17	SJ: Wondolowski (77); TOR: Janson (59)
Sat.	Aug. 25	Vancouver	L 2-3	16,326	3-14-8	12	17	SJ: Hyka (7) Eriksson (18); VAN: Reyna (59) Techera (61) Kamara (68)
Wed.	Aug. 29	FC Dallas	W 4-3	15,648	4-14-8	12	20	SJ: Qazaishvili (15,42) Eriksson (54) Wondolowski (62); DAL: Urruti (8) Mosquera (51) Badji (58)
Sat.	Sept. 1	at Vancouver	L 1-2	22,120	4-15-8	12	20	SJ: Qazaishvili (91+); VAN: Davies (22) Mezquida (78)
Sat.	Sept. 15	Sporting KC	L 1-5	16,682	4-16-8	12	20	SJ: Hoesen (80); KC: Gutierrez (18) Fernandes (23,86) Opara (42) Nemeth (67)
Wed.	Sept. 19	Atlanta	L 3-4	15,948	4-17-8	12	20	SJ: Lima (13) Hoesen (43) Qazaishvili (58); ATL: Villalba (48+) Martinez (70,95+) Almiron (73)
Sat.	Sept. 22	at Los Angeles FC	L 0-2	22,000	4-18-8	12	20	LFC: Zimmerman (41,68)
Sat.	Sept. 29	at Houston	L 2-3	17,136	4-19-8	12	20	SJ: Wondolowski (37) own goal (45); HOU: Manotas (56) Martinez (68) Quioto (87)
Sat.	Oct. 6	New York Red Bull	L 1-3	17,241	4-20-8	12	20	SJ: Wondolowski (83); NYR: Muyl (29) Wright-Phillips (32) Long (50)
Sun.	Oct. 21	Colorado	T 0-0	17,474	4-20-9	12	21	
Sun.	Oct. 28	at Seattle	L 1-2	42,617	4-21-9	12	21	SJ: own goal (64); SEA: Ruidiaz (79,93+)



SAN JOSE EARTHQUAKES

SAN JOSE EARTHQUAKES – GAME-BY-GAME

#	Player	1	2	3	4	5	6	7	8	9	10	11	12	13	14	15	16	17	18	19	20	21	22	23	24	25	26	27	28	29	30	31	32	33	34				
		MIN	KC	NYC	PHI	HOU	ORL	CLB	POR	MIN	VAN	DC	LA	CHI	LFC	NE	RSL	LA	POR	MTL	SEA	RSL	DAL	COL	TOR	VAN	DAL	VAN	KC	ATL	LFC	HOU	NYR	COL	SEA				
		3-2	2-3	1-2	1-1	2-2	2-3	1-2	0-1	3-1	2-2	1-3	0-1	1-2	3-4	2-2	1-1	3-3	1-2	0-2	0-1	0-0	3-1	1-2	1-1	2-3	4-3	1-2	1-5	3-4	0-2	2-3	1-2	0-0	1-2				
2	Joel Qwiberg					90D	90D	82		9																													
3	Francois Affolter					68D							87D	14D																									
6	Shea Salinas					90M	90M	90M	90M	90M	90M	90M	90M	90M	90M	90M	90M	90M	90M	90M	90M	90M	90M	90M	90M	90M	90M	90M	90M	90M	90M	90M	90M	90M	90M	90M	90M	90M	90M
7	Magnus Eriksson					90F	90F	90F	90F	90F	90F	90F	90F	90F	90F	90F	90F	90F	90F	90F	90F	90F	90F	90F	90F	90F	90F	90F	90F	90F	90F	90F	90F	90F	90F	90F	90F	90F	90F
8	Chris Wondolowski					90F	90F	90F	90F	90F	90F	90F	90F	90F	90F	90F	90F	90F	90F	90F	90F	90F	90F	90F	90F	90F	90F	90F	90F	90F	90F	90F	90F	90F	90F	90F	90F	90F	90F
9	Danny Hoesen					90F	90F	90F	90F	90F	90F	90F	90F	90F	90F	90F	90F	90F	90F	90F	90F	90F	90F	90F	90F	90F	90F	90F	90F	90F	90F	90F	90F	90F	90F	90F	90F	90F	90F
10	Jahmir Hyka					23	67M																																
11	Vako Qazaishvili					90M	90M	88M	67M	23																													
12	Matt Bersano																																						
13	Dominic Oduro																																						
14	Jackson Yueill																																						
15	Jimmy Ockford																																						
16	Chris Wehan																																						
17	Mohamed Thiaw																																						
18	JT Marcinkowski																																						
19	Danny Musovski																																						
20	Anibal Godoy																																						
22	Tommy Thompson																																						
23	Florjan Jungwirth																																						
24	Nick Lima																																						
25	Quincy Amarikwa																																						
26	Eric Calvillo																																						
27	Fatai Alashe																																						
28	Andrew Tarbell																																						
29	Jacob Akanyirige																																						
30	Yeferson Quintana																																						
31	Harold Cummings																																						
33	Paul Marie																																						
35	Gilbert Fuentes																																						
37	Guram Kashia																																						
89	Kevin Partida																																						
96	Luis Felipe																																						

"00" = 100 minutes played
F/M/D/G = starting position



SAN JOSE EARTHQUAKES

SAN JOSE EARTHQUAKES – GAME-BY-GAME LOG

Game #1	03/03/2018	SJ 3 vs MIN 2	W	Hoesen 1 (Qazaishvili 1) 27; Qazaishvili 1 (Wondolowski 1) 28; Hoesen 2 (Qazaishvili 2) 59
Game #2	03/17/2018	SJ 2 at KC 3	L	Qazaishvili 2 (unassisted) 34; Wondolowski 1 (Eriksson 1) 91+
Game #3	03/31/2018	SJ 1 vs NYC 2	L	Quintana 1 (Eriksson 2) 3
Game #4	04/07/2018	SJ 1 at PHI 1	T	Eriksson 1 (Hoesen 1, Godoy 1) 37
Game #5	04/14/2018	SJ 2 vs HOU 2	T	Eriksson 2 (Yueill 1, Hoesen 2) 26; Hyka 1 (Amarikwa 1) 85
Game #6	04/21/2018	SJ 2 at ORL 3	L	Jungwirth 1 (unassisted) 78; Jungwirth 2 (Eriksson 3) 90
Game #7	04/28/2018	SJ 1 at CLB 2	L	Hoesen 3 (Jungwirth 1) 45
Game #8	05/05/2018	SJ 0 vs POR 1	L	
Game #9	05/12/2018	SJ 3 at MIN 1	T	Eriksson 3 (penalty kick) 2; Hoesen 4 (Wondolowski 2) 69; Wondolowski 2 (penalty kick) 76
Game #10	05/16/2018	SJ 2 at VAN 2	W	Hoesen 5 (Jungwirth 2) 46+; Lima 1 (Qazaishvili 3) 53
Game #11	05/19/2018	SJ 1 vs DC 3	L	Hoesen 6 (unassisted) 43
Game #12	05/25/2018	SJ 0 at LA 1	L	
Game #13	06/02/2018	SJ 1 at CHI 2	L	Hoesen 7 (Wondolowski 3, Qazaishvili 4) 74
Game #14	06/09/2018	SJ 3 vs LFC 4	L	Qazaishvili 3 (Hoesen 3, Yueill 2) 11; Wondolowski 3 (Hoesen 4) 52; Wondolowski 4 (unassisted) 63
Game #15	06/13/2018	SJ 2 vs NE 2	T	Hoesen 8 (Jungwirth 3) 17; Hoesen 9 (Lima 1, Quintana 1) 51
Game #16	06/23/2018	SJ 1 at RSL 1	T	Hoesen 10 (unassisted) 64
Game #17	06/30/2018	SJ 3 vs LA 3	T	Wondolowski 5 (unassisted) 15; Qazaishvili 4 (unassisted) 39; Wondolowski 6 (penalty kick) 69
Game #18	07/07/2018	SJ 1 at POR 2	L	Jungwirth 3 (Amarikwa 2) 87
Game #19	07/14/2018	SJ 0 at MTL 2	L	
Game #20	07/25/2018	SJ 0 vs SEA 1	L	
Game #21	07/28/2018	SJ 0 vs RSL 0	T	
Game #22	08/04/2018	SJ 3 at DAL 1	W	Qazaishvili 5 (Salinas 1) 19; Hyka 2 (Godoy 2) 47; Qazaishvili 6 (Wondolowski 4) 88
Game #23	08/11/2018	SJ 1 at COL 2	L	Eriksson 4 (penalty kick) 58
Game #24	08/18/2018	SJ 1 vs TOR 1	T	Wondolowski 7 (unassisted) 77
Game #25	08/25/2018	SJ 2 vs VAN 3	L	Hyka 3 (unassisted) 7; Eriksson 5 (penalty kick) 18
Game #26	08/29/2018	SJ 4 vs DAL 3	W	Qazaishvili 7 (unassisted) 15; Qazaishvili 8 (unassisted) 42; Eriksson 6 (Wondolowski 5) 54; Wondolowski 8 (Qazaishvili 5) 62
Game #27	09/01/2018	SJ 1 at VAN 2	L	Qazaishvili 9 (Yueill 3) 91+
Game #28	09/15/2018	SJ 1 vs KC 5	L	Hoesen 11 (Felipe 1) 80
Game #29	09/19/2018	SJ 3 vs ATL 4	L	Lima 2 (Salinas 2) 13; Hoesen 12 (unassisted) 43; Qazaishvili 10 (Lima 2) 58
Game #30	09/22/2018	SJ 0 at LFC 2	L	
Game #31	09/29/2018	SJ 2 at HOU 3	L	Wondolowski 9 (penalty kick) 37; own goal (Fuenmayor) 45
Game #32	10/06/2018	SJ 1 vs NYR 3	L	Wondolowski 10 (Jungwirth 4) 83
Game #33	10/21/2018	SJ 0 vs COL 0	T	
Game #34	10/28/2018	SJ 1 at SEA 2	L	own goal (Marshall) 64



SAN JOSE EARTHQUAKES

SAN JOSE EARTHQUAKES – CUP COMPETITIONS – GAME-BY-GAME

U.S. OPEN CUP

4R
POR
0-2

Player

2	Joel Owiberg	90D
3	Francois Affolter	90D
6	Shea Salinas	17
7	Magnus Eriksson	73F
8	Chris Wondolowski	17
9	Danny Hoesen	73M
10	Jahmir Hyka	
11	Vako Qazaishvili	
12	Matt Bersano	
14	Jackson Yueill	90M
15	Jimmy Ockford	90D
16	Chris Wehan	10
17	Mohamed Thiaw	
18	JT Marcinkowski	
19	Danny Musovski	
20	Anibal Godoy	
22	Tommy Thompson	80M
23	Florian Jungwirth	
24	Nick Lima	
25	Quincy Amarikwa	90F
26	Eric Calvillo	
27	Fatai Alashe	90M
28	Andrew Tarbell	90G
29	Jacob Akanyirige	
30	Yeferson Quintana	
31	Harold Cummings	
33	Paul Marie	
35	Gilbert Fuentes	
89	Kevin Partida	90D
96	Luis Felipe	

U.S. OPEN CUP
4R 06/06/2018 SJ 0 at POR 2 L



TORONTO FC

TORONTO FC PLAYOFF HISTORY

vs. Team	No. of Series	Series	W-L	GP	W-L-T	OT	ShO	GF	GA	Last Mtg.	Round	Series Result
Columbus	1	1-0	2	1-0-1	0-0-0	0-0	1	0	2017	Semifinals	Won 1 games to 0	
Montreal	2	1-1	3	1-2-0	1-0-0	0-0	7	8	2016	Semifinals	Won Series Tie-Breaker	
New York City FC	1	1-0	2	2-0-0	0-0-0	0-0	7	0	2016	Quarterfinals	Won 2 games to 0	
New York Red Bull	1	1-0	2	1-1-0	0-0-0	0-0	2	2	2017	Quarterfinals	Won Series Tie-Breaker	
Philadelphia	1	1-0	1	1-0-0	0-0-0	0-0	3	1	2016	Wild Card	Won 1 games to 0	
Seattle	2	1-1	2	1-1-0	0-1-0	0-1	2	0	2017	MLS Cup '17	Won MLS Cup '17	
TOTALS	8	6-2	12	7-4-1	1-1-0	0-1	22	11				

TORONTO FC – ALL-TIME POSTSEASON RESULTS

DATE	OPPONENT	RESULT	ATT.	W-L-T	RD.	GOALS:
10/29/2015	at Montreal	L 0-3	18,069	0-1-0	WC	MTL: Bernier (18) Piatti (33) Drogba (39)
10/26/2016	Philadelphia	W 3-1	21,759	1-0-0	WC	TOR: Giovinco (15) Osorio (48) Altidore (85); PHI: Bedoya (73)
10/30/2016	New York City FC	W 2-0	28,220	2-0-0	QTR	TOR: Altidore (84) Ricketts (92+)
11/06/2016	at New York City	W 5-0	28,355	3-0-0	QTR	TOR: Giovinco (6,20,91+) Altidore (30) Osorio (50)
11/22/2016	at Montreal	L 2-3	61,004	3-1-0	SEM	TOR: Altidore (68) Bradley (73); MTL: Oduro (10) Mancosu (12) Oyongo (53)
11/30/2016	Montreal	W 5-2 (OT)	36,000	4-1-0	SEM	TOR: Cooper (37) Altidore (45) Hagglund (68) Cheyrou (98) Ricketts (100); MTL: Oduro (24) Piatti (53)
12/10/2016	Seattle	T 0-0 (OT)	36,045	4-1-1	FIN	
10/30/2017	at NY Red Bulls	W 2-1	18,107	1-0-0	QTR	TOR: Vazquez (8) Giovinco (72); NYR: Royer (48+)
11/05/2017	New York Red Bull	L 0-1	29,974	1-1-0	QTR	NYR: Wright-Phillips (54)
11/21/2017	at Columbus	T 0-0	21,289	1-1-1	SEM	
11/29/2017	Columbus	W 1-0	30,392	2-1-1	SEM	TOR: Altidore (60)
12/09/2017	Seattle	W 2-0	30,584	3-1-1	FIN	TOR: Altidore (67) Vazquez (94+)



2018 TORONTO FC STATISTICS (10-18-6, 36 pts.)

UNF	POS	PLAYER	GP	GS	MIN	G	A	SHT	SOG	FC	FS	OFF	CK	C	E
10	F	Sebastian Giovinco	28	26	2384	13	15	167	51	33	64	16	47	5	1
21	M	Jonathan Osorio	30	30	2603	10	7	33	20	22	48	3	4	6	0
7	M	Victor Vazquez	21	19	1440	8	9	29	15	13	22	2	28	0	0
17	F	Jozy Altidore	13	12	877	7	1	26	9	19	12	10	0	3	1
16	F	Lucas Janson	11	8	818	4	2	30	17	9	12	5	0	0	0
14	M	Jay Chapman	22	10	982	3	1	25	9	11	6	0	2	2	0
6	D	Nick Hagglund	20	15	1430	3	0	12	6	9	7	0	0	1	0
87	F	Tosaint Ricketts	18	4	601	3	0	20	12	6	5	7	0	1	0
18	M	Marky Delgado	28	21	1984	2	2	13	5	17	24	1	0	3	0
22	F	Jordan Hamilton	14	10	862	2	1	26	8	9	22	10	0	1	0
2	D	Justin Morrow	21	20	1790	1	3	8	5	13	18	3	0	3	0
54	M	Ryan Telfer	15	9	813	1	1	8	3	8	9	3	0	1	0
46	D	Mitchell Taintor	1	1	90	1	0	1	1	1	1	0	0	1	0
4	M	Michael Bradley	32	32	2857	0	5	13	3	26	9	0	37	6	0
9	D	Gregory van der Wiel	27	25	2295	0	4	4	1	12	12	0	2	1	1
96	D	Auro	18	16	1424	0	3	12	2	16	24	0	1	3	0
26	M	*Nicolas Hasler	14	11	947	0	3	9	3	6	8	2	0	0	0
8	M	Ager Aketxe	11	9	732	0	1	26	7	4	20	2	32	1	0
20	F	Ayo Akinola	4	0	45	0	1	0	0	2	2	1	0	0	0
5	D	Ashtone Morgan	18	11	1009	0	1	2	1	17	8	1	0	3	0
11	F	Jon Bakero (TOT)	7	3	224	0	0	4	0	5	1	0	1	0	0
11	F	Jon Bakero (TOR)	3	2	149	0	0	3	0	1	1	0	0	0	0
25	G	Alex Bono	27	27	2430	0	0	0	0	1	2	0	0	2	0
55	M	Aidan Daniels	1	0	12	0	0	1	0	0	0	0	1	0	0
52	D	Julian Dunn	2	1	105	0	0	0	0	0	1	0	0	0	0
27	M	Liam Fraser	10	7	615	0	0	5	2	10	4	0	3	2	0
12	D	Jason Hernandez	10	7	534	0	0	1	0	5	4	0	0	2	0
1	G	Clint Irwin	7	7	630	0	0	0	0	0	0	0	0	0	0
23	D	Chris Mavinga	12	11	935	0	0	2	0	12	5	1	0	3	1
88	M	Alan Mariano Mino	1	0	25	0	0	0	0	0	2	0	0	0	0
3	D	Drew Moor	8	6	568	0	0	1	1	0	6	0	0	0	0
19	F	Ben Spencer	2	1	82	0	0	4	2	2	1	1	0	0	0
15	D	Eriq Zavaleta	21	16	1488	0	0	4	0	15	3	0	0	4	0
28	G	Caleb Patterson-Sewell	0	0	0	0	0	0	0	0	0	0	0	0	0
		Own-goals received				1									
		Team totals	34	34	3060	59	60	485	183	299	382	68	157	54	4
		Opponent totals	34	34	3060	64	54	463	184	382	299	108	175	66	0

GAME-WINNING GOALS: Jonathan Osorio 3, Jozy Altidore 2, Victor Vazquez 1, Ryan Telfer 1
Lucas Janson 1, Sebastian Giovinco 1, Marky Delgado 1

GAME-WINNING ASSISTS: Jonathan Osorio 2, Sebastian Giovinco 2, Victor Vazquez 1, Ashtone Morgan 1
Nicolas Hasler 1, Marky Delgado 1, Auro 1, Michael Bradley 1

PENALTY KICK GOALS/ATTEMPTS: Sebastian Giovinco 1-4, Victor Vazquez 2-2, Jozy Altidore 2-2, Ager Aketxe 0-1

TORONTO FC INDIVIDUAL GOALKEEPING

UNF	POS	GOALKEEPER	GP	GS	MIN	SHTS	SV	GA	GAA	PG	PA	W	L	T	SO
25	G	Alex Bono	27	27	2430	137	90	45	1.67	5	6	9	12	6	3
1	G	Clint Irwin	7	7	630	47	27	19	2.71	1	1	1	6	0	0
		Team totals	34	34	3060	184	117	64	1.88	6	7	10	18	6	3
		Opponent totals	34	34	3060	183	123	59	1.74	5	9	18	10	6	9

* = Played with other teams in 2018. Only Toronto FC statistics listed here.



TORONTO FC 2018 SCHEDULE

DAY	DATE	OPPONENT	RESULT	ATT.	W-L-T	POS.	PTS	NOTES:
Sat.	Mar. 3	Columbus	L 0-2	26,633	0-1-0	T5	0	CLB: Higuain (44) Zardes (46)
Sat.	Mar. 17	at Montreal	L 0-1	26,005	0-2-0	T10	0	MTL: Vargas (41)
Fri.	Mar. 30	Real Salt Lake	W 3-1	28,006	1-2-0	T7	3	TOR: Altidore (23,45) Ricketts (92+); RSL: Baird (82)
Sat.	Apr. 14	at Colorado	L 0-2	11,232	1-3-0	11	3	COL: Price (2) Gashi (78)
Sat.	Apr. 21	at Houston	L 1-5	17,109	1-4-0	11	3	TOR: Taintor (52); HOU: Manotas (3) Leonardo (7) Alexander (46) Elis (60) Quioto (77)
Sat.	Apr. 28	Chicago	T 2-2	26,331	1-4-1	11	4	TOR: Osorio (8) Vazquez (22); CHI: Schweinsteiger (69) Gordon (94+)
Fri.	May 4	Philadelphia	W 3-0	24,728	2-4-1	9	7	TOR: Vazquez (28) Giovinco (65) Chapman (89)
Wed.	May 9	Seattle	L 1-2	26,089	2-5-1	10	7	TOR: Osorio (40); SEA: Bruin (25) Bwana (54)
Sat.	May 12	at New England	L 2-3	19,596	2-6-1	10	7	TOR: own goal (54) Giovinco (89); NE: Penilla (4,7) Bunbury (46)
Fri.	May 18	Orlando City SC	W 2-1	28,009	3-6-1	9	10	TOR: Chapman (63) Telfer (87); ORL: Higuaita (73)
Fri.	May 25	FC Dallas	L 0-1	27,549	3-7-1	9	10	DAL: Urruti (11)
Sat.	June 2	at Columbus	T 3-3	12,305	3-7-2	10	11	TOR: Vazquez (17) Ricketts (38) Giovinco (57); CLB: Zardes (67) Crognale (81) Higuain (90)
Fri.	June 8	at Philadelphia	W 2-0	16,493	4-7-2	9	14	TOR: Osorio (19,79)
Wed.	June 13	D.C. United	T 4-4	23,011	4-7-3	T9	15	TOR: Osorio (56) Vazquez (64) Hagglund (86,92+); DC: Asad (12,90) Arriola (17) Mattocks (45)
Sun.	June 24	at New York City	L 1-2	23,930	4-8-3	10	15	TOR: Vazquez (37); NYC: Berget (51,68)
Sun.	July 1	New York Red Bull	L 0-1	26,363	4-9-3	10	15	NYR: Lawrence (4)
Wed.	July 4	at Minnesota	L 3-4	20,559	4-10-3	10	15	TOR: Morrow (42) Giovinco (70) Hamilton (94+); MIN: Quintero (8,52,57) M. Ibarra (13)
Sat.	July 7	at Sporting KC	T 2-2	21,064	4-10-4	10	16	TOR: Osorio (25) Hamilton (69); KC: Sanchez (57) Russell (61)
Sat.	July 14	at Orlando City S	L 1-2	23,420	4-11-4	10	16	TOR: Hagglund (94+); ORL: Schuler (34) Dwyer (48)
Sat.	July 21	at Chicago	W 2-1	15,177	5-11-4	10	19	TOR: Giovinco (47) Osorio (65); CHI: Nikolic (62)
Sat.	July 28	Chicago	W 3-0	29,190	6-11-4	T9	22	TOR: Altidore (52) Osorio (72) Giovinco (89)
Sat.	Aug. 4	at Atlanta	T 2-2	45,191	6-11-5	T8	23	TOR: Giovinco (46+) Ricketts (91+); ATL: Martinez (53,67)
Sun.	Aug. 12	New York City FC	L 2-3	27,935	6-12-5	T8	23	TOR: Giovinco (27) Vazquez (51); NYC: Villa (15) Tajouri-Shradi (36,88)
Sat.	Aug. 18	at San Jose	T 1-1	17,456	6-12-6	T8	24	TOR: Janson (59); SJ: Wondolowski (77)
Sat.	Aug. 25	Montreal	W 3-1	27,294	7-12-6	T8	27	TOR: Giovinco (7,22) Osorio (29); MTL: Silva (30)
Wed.	Aug. 29	at Portland	L 0-2	21,144	7-13-6	T8	27	POR: Chara (64) Guzman (83)
Sat.	Sept. 1	Los Angeles FC	L 2-4	28,247	7-14-6	T8	27	TOR: Altidore (74,93+); LFC: Vela (22,94+) Rossi (47) Nguyen (49)
Sat.	Sept. 15	LA Galaxy	W 5-3	30,799	8-14-6	9	30	TOR: Vazquez (5) Altidore (16) Giovinco (36) Osorio (75) Chapman (94+); LA: Ibrahimovic (43) Kamara (54) Feltscher (58)
Sat.	Sept. 22	at New York Red B	L 0-2	20,731	8-15-6	9	30	NYR: Kaku (70) Etienne (93+)
Sat.	Sept. 29	New England	W 4-1	24,710	9-15-6	9	33	TOR: Giovinco (36) Janson (53) Vazquez (58) Delgado (81); NE: Penilla (10)
Sat.	Oct. 6	Vancouver	L 1-2	23,886	9-16-6	9	33	TOR: Altidore (73); VAN: Teibert (4) Kamara (78)
Wed.	Oct. 17	at D.C. United	L 0-1	18,562	9-17-6	9	33	DC: Rooney (18)
Sun.	Oct. 21	at Montreal	L 0-2	19,684	9-18-6	9	33	MTL: Piatti (74,89)
Sun.	Oct. 28	Atlanta	W 4-1	23,895	10-18-6	9	36	TOR: Janson (9,83) Delgado (21) Giovinco (88); ATL: Martinez (77)



TORONTO FC

TORONTO FC – GAME-BY-GAME

#	Player	1	2	3	4	5	6	7	8	9	10	11	12	13	14	15	16	17	18	19	20	21	22	23	24	25	26	27	28	29	30	31	32	33	34				
1	Clint Irwin	90D	90D	90G	90G	90G	90G	90G	90G	90D	90D	90D	90D	90D	90D	90D	90D	90D	90D	90D	90D	90D	90D	90D	90D	90D	90D	90D	90D	90D	90D	90D	90D	90D	90D	90D	90D		
2	Justin Morrow	90D	90D	90D	90D	90D	90D	90D	90D	90D	90D	90D	90D	90D	90D	90D	90D	90D	90D	90D	90D	90D	90D	90D	90D	90D	90D	90D	90D	90D	90D	90D	90D	90D	90D	90D	90D	90D	
3	Drew Moor	90M	90M	90M	90M	90M	90M	90M	90M	90M	90M	90M	90M	90M	90M	90M	90M	90M	90M	90M	90M	90M	90M	90M	90M	90M	90M	90M	90M	90M	90M	90M	90M	90M	90M	90M	90M	90M	
4	Michael Bradley	66M	90D	33	90D	90D	90D	90D	90D	90D	90D	90D	90D	90D	90D	90D	90D	90D	90D	90D	90D	90D	90D	90D	90D	90D	90D	90D	90D	90D	90D	90D	90D	90D	90D	90D	90D	90D	
5	Ashtone Morgan	59D	90M	33	90D	90D	90D	90D	90D	90D	90D	90D	90D	90D	90D	90D	90D	90D	90D	90D	90D	90D	90D	90D	90D	90D	90D	90D	90D	90D	90D	90D	90D	90D	90D	90D	90D	90D	
6	Nick Haglund	53M	79M	59M	20	90M	90M	90M	90M	90M	90M	90M	90M	90M	90M	90M	90M	90M	90M	90M	90M	90M	90M	90M	90M	90M	90M	90M	90M	90M	90M	90M	90M	90M	90M	90M	90M	90M	
7	Victor Vazquez	79M	90M	90D	90D	90D	90D	90D	90D	90D	90D	90D	90D	90D	90D	90D	90D	90D	90D	90D	90D	90D	90D	90D	90D	90D	90D	90D	90D	90D	90D	90D	90D	90D	90D	90D	90D	90D	
8	Ager Aketxe	90D	90M	90D	90D	90D	90D	90D	90D	90D	90D	90D	90D	90D	90D	90D	90D	90D	90D	90D	90D	90D	90D	90D	90D	90D	90D	90D	90D	90D	90D	90D	90D	90D	90D	90D	90D	90D	
9	Gregory van der Wiel	90F	90F	90F	90F	90F	90F	90F	90F	90F	90F	90F	90F	90F	90F	90F	90F	90F	90F	90F	90F	90F	90F	90F	90F	90F	90F	90F	90F	90F	90F	90F	90F	90F	90F	90F	90F	90F	
10	Sebastian Giovinco	90F	90F	90F	90F	90F	90F	90F	90F	90F	90F	90F	90F	90F	90F	90F	90F	90F	90F	90F	90F	90F	90F	90F	90F	90F	90F	90F	90F	90F	90F	90F	90F	90F	90F	90F	90F	90F	
11	Jon Bakero	45D	78D	15	1	90D	90D	90D	90D	90D	90D	90D	90D	90D	90D	90D	90D	90D	90D	90D	90D	90D	90D	90D	90D	90D	90D	90D	90D	90D	90D	90D	90D	90D	90D	90D	90D		
12	Jason Hernandez	31	90M	90M	12	59M	70M	64M	31	57M	60F	90D	45D	45	80D	90D	90D	90D	90D	90D	90D	90D	90D	90D	90D	90D	90D	90D	90D	90D	90D	90D	90D	90D	90D	90D	90D	90D	
14	Jay Chapman	90D	90D	45	90F	90F	90F	90F	90F	90F	90F	90F	90F	90F	90F	90F	90F	90F	90F	90F	90F	90F	90F	90F	90F	90F	90F	90F	90F	90F	90F	90F	90F	90F	90F	90F	90F	90F	
15	Eriq Zavaleta	90F	90F	78F	19	31	59M	90M	90M	90M	90M	90M	90M	90M	90M	90M	90M	90M	90M	90M	90M	90M	90M	90M	90M	90M	90M	90M	90M	90M	90M	90M	90M	90M	90M	90M	90M	90M	
16	Lucas Janson	19	31	59M	90M	90M	90M	90M	90M	90M	90M	90M	90M	90M	90M	90M	90M	90M	90M	90M	90M	90M	90M	90M	90M	90M	90M	90M	90M	90M	90M	90M	90M	90M	90M	90M	90M	90M	
17	Jozy Altidore	57F	25	71M	90M	90M	90M	90M	90M	90M	90M	90M	90M	90M	90M	90M	90M	90M	90M	90M	90M	90M	90M	90M	90M	90M	90M	90M	90M	90M	90M	90M	90M	90M	90M	90M	90M	90M	
18	Marky Delgado	90F	90F	90F	90F	90F	90F	90F	90F	90F	90F	90F	90F	90F	90F	90F	90F	90F	90F	90F	90F	90F	90F	90F	90F	90F	90F	90F	90F	90F	90F	90F	90F	90F	90F	90F	90F	90F	
19	Ben Spencer	90M	90M	90M	90M	90M	90M	90M	90M	90M	90M	90M	90M	90M	90M	90M	90M	90M	90M	90M	90M	90M	90M	90M	90M	90M	90M	90M	90M	90M	90M	90M	90M	90M	90M	90M	90M	90M	
20	Ayo Akinola	90F	90F	90F	90F	90F	90F	90F	90F	90F	90F	90F	90F	90F	90F	90F	90F	90F	90F	90F	90F	90F	90F	90F	90F	90F	90F	90F	90F	90F	90F	90F	90F	90F	90F	90F	90F	90F	
21	Jonathan Osorio	90M	90M	90M	90M	90M	90M	90M	90M	90M	90M	90M	90M	90M	90M	90M	90M	90M	90M	90M	90M	90M	90M	90M	90M	90M	90M	90M	90M	90M	90M	90M	90M	90M	90M	90M	90M	90M	
22	Jordan Hamilton	90D	90D	90D	90D	90D	90D	90D	90D	90D	90D	90D	90D	90D	90D	90D	90D	90D	90D	90D	90D	90D	90D	90D	90D	90D	90D	90D	90D	90D	90D	90D	90D	90D	90D	90D	90D	90D	
23	Chris Mavinga	90G	90G	90G	90G	90G	90G	90G	90G	90G	90G	90G	90G	90G	90G	90G	90G	90G	90G	90G	90G	90G	90G	90G	90G	90G	90G	90G	90G	90G	90G	90G	90G	90G	90G	90G	90G	90G	
25	Alex Bono	11	31	70M	90D	65D	75M	78M	90M	90M	90M	90M	90M	90M	90M	90M	90M	90M	90M	90M	90M	90M	90M	90M	90M	90M	90M	90M	90M	90M	90M	90M	90M	90M	90M	90M	90M	90M	90M
26	Nicolas Hasler	90M	90M	90M	90M	90M	90M	90M	90M	90M	90M	90M	90M	90M	90M	90M	90M	90M	90M	90M	90M	90M	90M	90M	90M	90M	90M	90M	90M	90M	90M	90M	90M	90M	90M	90M	90M	90M	90M
27	Liam Fraser	90M	90M	90M	90M	90M	90M	90M	90M	90M	90M	90M	90M	90M	90M	90M	90M	90M	90M	90M	90M	90M	90M	90M	90M	90M	90M	90M	90M	90M	90M	90M	90M	90M	90M	90M	90M	90M	90M
28	Caleb Patterson-Sewell	90D	90D	90D	90D	90D	90D	90D	90D	90D	90D	90D	90D	90D	90D	90D	90D	90D	90D	90D	90D	90D	90D	90D	90D	90D	90D	90D	90D	90D	90D	90D	90D	90D	90D	90D	90D	90D	
46	Mitchell Taintor	15	90D	90D	90D	90D	90D	90D	90D	90D	90D	90D	90D	90D	90D	90D	90D	90D	90D	90D	90D	90D	90D	90D	90D	90D	90D	90D	90D	90D	90D	90D	90D	90D	90D	90D	90D	90D	
52	Julian Dunn	90D	90D	90D	90D	90D	90D	90D	90D	90D	90D	90D	90D	90D	90D	90D	90D	90D	90D	90D	90D	90D	90D	90D	90D	90D	90D	90D	90D	90D	90D	90D	90D	90D	90D	90D	90D	90D	90D
54	Ryan Telfer	12	90F	65F	15	20	60F	30	59F	68	9	45	22	23	15	12	69M	90M	90M	90M	90M	90M	90M	90M	90M	90M	90M	90M	90M	90M	90M	90M	90M	90M	90M	90M	90M	90M	
55	Aidan Daniels	12	90F	65F	15	20	60F	30	59F	68	9	45	22	23	15	12	69M	90M	90M	90M	90M	90M	90M	90M	90M	90M	90M	90M	90M	90M	90M	90M	90M	90M	90M	90M	90M	90M	90M
87	Tosaint Ricketts	37	24	90D	90D	90D	90D	90D	90D	90D	90D	90D	90D	90D	90D	90D	90D	90D	90D	90D	90D	90D	90D	90D	90D	90D	90D	90D	90D	90D	90D	90D	90D	90D	90D	90D	90D	90D	
88	Alan Mariano Mino	90D	90D	90D	90D	90D	90D	90D	90D	90D	90D	90D	90D	90D	90D	90D	90D	90D	90D	90D	90D	90D	90D	90D	90D	90D	90D	90D	90D	90D	90D	90D	90D	90D	90D	90D	90D	90D	
96	Auro	90M	90M	90M	90M	90M	90M	90M	90M	90M	90M	90M	90M	90M	90M	90M	90M	90M	90M	90M	90M	90M	90M	90M	90M	90M	90M	90M	90M	90M	90M	90M	90M	90M	90M	90M	90M	90M	

Played for other teams:
Jon Bakero played 75 minutes for CHI

"00" = 100 minutes played
F/M/D/G = starting position



TORONTO FC

TORONTO FC – GAME-BY-GAME LOG

Game #1	03/03/2018	TOR 0 vs CLB 2	L	
Game #2	03/17/2018	TOR 0 at MTL 1	L	
Game #3	03/30/2018	TOR 3 vs RSL 1	W	
Game #4	04/14/2018	TOR 0 at COL 2	L	
Game #5	04/21/2018	TOR 1 at HOU 5	L	
Game #6	04/28/2018	TOR 2 vs CHI 2	T	
Game #7	05/04/2018	TOR 3 vs PHI 0	W	
Game #8	05/09/2018	TOR 1 vs SEA 2	L	
Game #9	05/12/2018	TOR 2 at NE 3	L	
Game #10	05/18/2018	TOR 2 vs ORL 1	W	
Game #11	05/25/2018	TOR 0 vs DAL 1	L	
Game #12	06/02/2018	TOR 3 at CLB 3	T	
Game #13	06/08/2018	TOR 2 at PHI 0	W	
Game #14	06/13/2018	TOR 4 vs DC 4	T	
Game #15	06/24/2018	TOR 1 at NYC 2	L	
Game #16	07/01/2018	TOR 0 vs NYR 1	L	
Game #17	07/04/2018	TOR 3 at MIN 4	L	
Game #18	07/07/2018	TOR 2 at KC 2	T	
Game #19	07/14/2018	TOR 1 at ORL 2	L	
Game #20	07/21/2018	TOR 2 at CHI 1	W	
Game #21	07/28/2018	TOR 3 vs CHI 0	W	
Game #22	08/04/2018	TOR 2 at ATL 2	T	
Game #23	08/12/2018	TOR 2 vs NYC 3	L	
Game #24	08/18/2018	TOR 1 at SJ 1	T	
Game #25	08/25/2018	TOR 3 vs MTL 1	W	
Game #26	08/29/2018	TOR 0 at POR 2	L	
Game #27	09/01/2018	TOR 2 vs LFC 4	L	
Game #28	09/15/2018	TOR 5 vs LA 3	W	
Game #29	09/22/2018	TOR 0 at NVR 2	L	
Game #30	09/29/2018	TOR 4 vs NE 1	W	
Game #31	10/06/2018	TOR 1 vs VAN 2	L	
Game #32	10/17/2018	TOR 0 at DC 1	L	
Game #33	10/21/2018	TOR 0 at MTL 2	L	
Game #34	10/28/2018	TOR 4 vs ATL 1	W	
Altidore 1 (penalty kick)	23; Altidore 2 (Morgan 1, Giovinco 1)	45; Ricketts 1 (unassisted)	92+	
Taintor 1 (Aketxe 1)	52			
Osorio 1 (Giovinco 2, Vazquez 1)	8; Vazquez 1 (Bradley 1)	22		
Vazquez 2 (Hasler 1, Giovinco 3)	28; Giovinco 1 (Osorio 1)	65; Chapman 1 (Hamilton 1)	89	
Osorio 2 (Giovinco 4, Vazquez 2)	40			
own goal (Mlinar Delamea)	55; Giovinco 2 (penalty kick)	89		
Chapman 2 (unassisted)	63; Telfer 1 (Auro 1)	87		
Vazquez 3 (penalty kick)	17; Ricketts 2 (Vazquez 3, Giovinco 5)	38; Giovinco 3 (unassisted)	57	
Osorio 3 (Vazquez 4, Bradley 2)	19; Osorio 4 (Giovinco 6)	79		
Osorio 5 (Telfer 1, Vazquez 5)	56; Vazquez 4 (unassisted)	64; Hagglund 1 (Morrow 1, Giovinco 7)	86	
Hagglund 2 (Osorio 2, Vazquez 6)	92+			
Vazquez 5 (Auro 2)	37			
Morrow 1 (unassisted)	42; Giovinco 4 (Hasler 2)	70; Hamilton 1 (van der Wiel 1)	94+	
Osorio 6 (Morrow 2, Giovinco 8)	25; Hamilton 2 (Hasler 3)	69		
Hagglund 3 (Giovinco 9)	94+			
Giovinco 5 (Bradley 3)	47; Osorio 7 (unassisted)	65		
Altidore 3 (unassisted)	52; Osorio 8 (Giovinco 10, Vazquez 7)	72; Giovinco 6 (Akinola 1)	89	
Giovinco 7 (Auro 3, Altidore 1)	46+; Ricketts 3 (Osorio 3, Giovinco 11)	91+		
Giovinco 8 (Vazquez 8, Bradley 4)	27; Vazquez 6 (Delgado 1, Osorio 4)	51		
Janson 1 (van der Wiel 2, Giovinco 12)	59			
Giovinco 9 (Morrow 3)	7; Giovinco 10 (Osorio 5)	22; Osorio 9 (Janson 1)	29	
Altidore 4 (Giovinco 13)	74; Altidore 5 (Janson 2, Giovinco 14)	93+		
Vazquez 7 (van der Wiel 3)	5; Altidore 6 (Osorio 6)	16; Giovinco 11 (van der Wiel 4)	36; Osorio 10 (Delgado 2)	75
Chapman 3 (unassisted)	94+			
Giovinco 12 (Vazquez 9)	36; Janson 2 (unassisted)	53; Vazquez 8 (penalty kick)	58; Delgado 1 (unassisted)	81
Altidore 7 (penalty kick)	73			
Janson 3 (unassisted)	9; Delgado 2 (Osorio 7)	21; Janson 4 (Giovinco 15, Bradley 5)	83; Giovinco 13 (Chapman 1)	88



TORONTO FC

TORONTO FC – CUP COMPETITIONS – GAME-BY-GAME

#	Player	CONCACAF CHAMPIONS LEAGUE						CANADIAN CHAMPIONSHIP						CAMPEONES CUP	
		R161 COL	R162 COL	QF1 TIGR	QF2 TIGR	SF1 AMER	SF2 AMER	F1 GUAD	F2 GUAD	SF1 OTTW	SF2 OTTW	F1 VAN	F2 VAN	TIGR	TIGR
1	Clint Irwin	2-0	0-0	2-1	2-3	3-1	1-1	1-2	2-1	90G	90G	90G	90G	1-3	
2	Justin Morrow	90D	90D	90M	15M			23		14	90D	45	90D	90D	
3	Drew Moor	90D	85D	90D	90D	90D	90D	90D							
4	Michael Bradley	90M	90M	90M	90M	90M	90M	90M						90M	
5	Ashtone Morgan	90D	90D	5	28			67M						90M	
6	Nick Hagglund	90M	90M	11	15			71M						90D	
7	Victor Vazquez	17						5						27	
8	Ager Aketxe							9							
9	Gregory van der Wiel			10	90M	90D	45D	90D						65D	
10	Sebastian Giovinco	90F	90F	90F	90F	90F	90F	90F						40F	
11	Jason Hernandez													90M	
12	Jay Chapman														
13	Eriq Zavaleta	13		85D	90D	90D	90D	45						90M	
14	Lucas Janson													90D	
15	Jozy Altidore	89F	90F	90F	90F	85F	7F	90F						50	
16	Marky Delgado	77M	73M	79M	75M	74M	90M	81M						57F	
17	Ben Spencer													90M	
18	Ayo Akinola														
19	Jonathan Osorio	90M	87M	90M	90M	90M	90M	90M						90M	
20	Jordan Hamilton	1													
21	Chris Mavinga			90D	62D		10	45D						90D	
22	Alex Bono	90G	90G	90G	90G	90G	90G	90G						63D	
23	Nicolas Hasler	12	3			16	45							90G	
24	Liam Fraser														
25	Caleb Patterson-Sewell														
26	Ryan Telfer														
27	Malik Johnson														
28	Tosaint Ricketts														
29	Auro	78D	90D	80M	75	90M	90M	90M						33	
30	Auro													25	

CONCACAF CHAMPIONS LEAGUE

R16(1)	02/21/2018	TOR 2	at COL 0	W	Osorio (Giovinco) 55; Giovinco (Auro) 73
R16(2)	02/27/2018	TOR 0	vs COL 0	T	
QF1	03/07/2018	TOR 2	vs TIGRES 1	W	Altidore (Delgado) 60; Osorio (Giovinco) 89
QF2	03/13/2018	TOR 2	at TIGRES 3	L	own goal 64; Giovinco (unassisted) 73
SF1	04/03/2018	TOR 3	vs AMERCA 1	W	Giovinco (penalty kick) 9; Altidore (Giovinco) 44; Morgan (Auro) 58
SF2	04/10/2018	TOR 1	at AMERCA 1	T	Osorio (unassisted) 12
F1	04/17/2018	TOR 1	vs CDGUAD 2	L	Osorio (Delgado) 19
F2	04/25/2018	TOR 2	at CDGUAD 1	L	Altidore (Hasler) 25; Giovinco (Delgado) 44

CANADIAN CHAMPIONSHIP

SF1	07/18/2018	TOR 1	at OTTAWA 0	W	Osorio (Telfer) 8
SF2	07/25/2018	TOR 3	vs OTTAWA 0	W	Akinola (unassisted) 36; Hamilton (Morgan) 76; Osorio (Delgado) 84
F1	08/08/2018	TOR 2	at VAN 2	T	Osorio (Delgado) 26; Henry (own goal) 96+
F2	08/15/2018	TOR 5	vs VAN 2	W	Altidore (Delgado) 39; Giovinco (Osorio) 44; Altidore (Giovinco) 49; Altidore (Giovinco) 53; Ricketts (Bradley) 80

CAMPEONES CUP

09/19/2018	TOR 1	vs TIGRES 3	L	Janson (unassisted) 86
------------	-------	-------------	---	------------------------



NON-PLAYOFF TEAMS

VANCOUVER WHITECAPS FC PLAYOFF HISTORY

vs. Team	No. of Series		GP	W-L-T	OT	ShO	GF	GA	Last		Series Result
	Series	W-L							Mtg.	Round	
FC Dallas	1	0-1	1	0-1-0	0-0-0	0-0	1	2	2014	Wild Card	Lost 1 games to 0
Los Angeles	1	0-1	1	0-1-0	0-0-0	0-0	1	2	2012	Wild Card	Lost 1 games to 0
Portland	1	0-1	2	0-1-1	0-0-0	0-0	0	2	2015	Quarterfinals	Lost 1 games to 0
San Jose	1	1-0	1	1-0-0	0-0-0	0-0	5	0	2017	Wild Card	Won 1 games to 0
Seattle	1	0-1	2	0-1-1	0-0-0	0-0	0	2	2017	Quarterfinals	Lost 1 games to 0
TOTALS	5	1-4	7	1-4-2	0-0-0	0-0	7	8			

VANCOUVER WHITECAPS FC - ALL-TIME POSTSEASON RESULTS

DATE	OPPONENT	RESULT	ATT.	W-L-T	RD.	NOTES:
11/01/2012	at Los Angeles	L 1-2	14,703	0-1-0	WC	VAN: Mattocks (3); LA: Magee (69) Donovan (73)
10/29/2014	at FC Dallas	L 1-2	10,279	0-1-0	WC	VAN: Hurtado (64); DAL: Akindele (40) Michel (84)
11/01/2015	at Portland	T 0-0	21,144	0-0-1	QTR	
11/08/2015	Portland	L 0-2	27,837	0-1-1	QTR	POR: Adi (31) Chara (94+)
10/25/2017	San Jose	W 5-0	21,083	1-0-0	WC	VAN: Montero (33) Techera (57) Waston (64) Mezquida (78,80)
10/29/2017	Seattle	T 0-0	27,837	1-0-1	QTR	
11/02/2017	at Seattle	L 0-2	39,587	1-1-1	QTR	SEA: Dempsey (56,88)



NON-PLAYOFF TEAMS

2018 VANCOUVER WHITECAPS FC STATISTICS (13-13-8, 47 pts.)

UNF	POS	PLAYER	GP	GS	MIN	G	A	SHT	SOG	FC	FS	OFF	CK	C	E
23	F	Kei Kamara	28	24	2167	14	6	88	34	39	44	15	0	5	1
67	M	Alphonso Davies	31	27	2420	8	11	37	15	31	59	11	1	2	0
13	M	Cristian Techera	21	16	1347	8	1	44	21	15	24	7	34	6	1
29	F	Yordy Reyna	26	21	1875	6	11	43	17	24	45	2	23	8	2
20	M	Brek Shea	28	15	1521	3	2	24	9	18	13	12	0	3	0
4	D	Kendall Weston	26	26	2218	3	2	33	9	25	8	3	0	6	1
11	M	Nicolas Mezquida	21	9	966	3	1	36	12	11	24	0	15	0	0
77	M	Jordon Mutch	18	8	830	2	2	12	5	14	10	2	1	1	0
19	F	Erik Hurtado	12	4	484	2	1	8	3	12	8	3	0	0	0
8	M	Felipe Martins	29	24	2203	1	7	26	8	29	56	1	74	4	0
31	M	Russell Teibert	23	17	1604	1	2	5	1	24	7	1	5	3	0
9	F	Anthony Blondell	18	8	641	1	1	20	7	13	9	7	0	1	0
18	D	Jose Aja	17	17	1512	1	0	5	1	21	3	5	0	4	1
17	D	Marcel de Jong	19	17	1392	0	3	10	3	15	11	0	0	3	0
6	M	Efrain Juarez	16	14	1159	0	2	4	1	24	8	0	0	4	2
7	M	Bernie Ibini	8	6	422	0	1	3	2	5	4	1	0	0	0
22	D	Aaron Maund	10	10	900	0	1	2	0	6	3	0	0	0	0
28	D	Jake Nerwinski	26	24	2212	0	1	4	1	24	24	2	0	2	0
54	M	Simon Colyn	1	0	4	0	0	2	0	0	0	0	0	0	0
3	D	Sean Franklin	11	9	834	0	0	0	0	12	2	0	0	0	0
66	M	Aly Ghazal	22	17	1446	0	0	7	1	23	7	1	0	2	0
2	D	Doneil Henry	14	14	1260	0	0	6	1	15	2	0	0	2	0
46	D	Brett Levis	14	13	960	0	0	1	0	12	8	0	0	0	0
1	G	Stefan Marinovic	24	24	2160	0	0	0	0	0	2	0	0	3	0
12	G	Brian Rowe	10	10	900	0	0	0	0	0	0	0	0	0	0
45	F	Myer Bevan	0	0	0	0	0	0	0	0	0	0	0	0	0
15	D	Roberto Dominguez	0	0	0	0	0	0	0	0	0	0	0	0	0
14	M	Marvin Emnes	0	0	0	0	0	0	0	0	0	0	0	0	0
39	G	Sean Melvin	0	0	0	0	0	0	0	0	0	0	0	0	0
24	M	David Norman Jr.	0	0	0	0	0	0	0	0	0	0	0	0	0
		Own-goals received				1									
		Team totals	34	34	3060	54	55	420	151	412	402	73	153	59	8
		Opponent totals	34	34	3060	67	66	516	162	402	412	29	208	65	4

GAME-WINNING GOALS: Kei Kamara 6, Cristian Techera 2, Alphonso Davies 2, Brek Shea 1, Yordy Reyna 1
Nicolas Mezquida 1

GAME-WINNING ASSISTS: Yordy Reyna 4, Alphonso Davies 3, Cristian Techera 1, Brek Shea 1
Jordon Mutch 1, Aaron Maund 1, Felipe Martins 1, Kei Kamara 1, Efrain Juarez 1
Marcel de Jong 1

PENALTY KICK GOALS/ATTEMPTS: Kei Kamara 3-3, Cristian Techera 1-1, Yordy Reyna 1-1

VANCOUVER WHITECAPS FC INDIVIDUAL GOALKEEPING

UNF	POS	GOALKEEPER	GP	GS	MIN	SHTS	SV	GA	GAA	PG	PA	W	L	T	SO
1	G	Stefan Marinovic	24	24	2160	112	65	45	1.88	7	9	10	10	4	2
12	G	Brian Rowe	10	10	900	50	29	22	2.20	2	2	3	3	4	0
		Team totals	34	34	3060	162	94	67	1.97	9	11	13	13	8	2
		Opponent totals	34	34	3060	151	94	54	1.59	5	5	13	13	8	8

* = Played with other teams in 2018. Only Vancouver Whitecaps FC statistics listed here.



NON-PLAYOFF TEAMS

VANCOUVER WHITECAPS FC 2017 SCHEDULE

DAY	DATE	OPPONENT	RESULT	ATT.	W-L-T	POS.	PTS	NOTES:
Sun.	Mar. 4	Montreal	W 2-1	27,837	1-0-0	T1	3	VAN: Kamara (63) Davies (70); MTL: Mancosu (81)
Sat.	Mar. 10	at Houston	W 2-1	16,082	2-0-0	T1	6	VAN: Kamara (28) Shea (49); HOU: Elis (39)
Sat.	Mar. 17	at Atlanta	L 1-4	45,003	2-1-0	T1	6	VAN: Hurtado (85); ATL: Martinez (15,60,88) own goal (58)
Sat.	Mar. 24	LA Galaxy	T 0-0	22,120	2-1-1	T1	7	
Sat.	Mar. 31	at Columbus	W 2-1	8,992	3-1-1	T1	10	VAN: Shea (51) Kamara (78); CLB: Zardes (29)
Sat.	Apr. 7	at Real Salt Lake	L 1-2	16,015	3-2-1	T1	10	VAN: Shea (92+); RSL: L. Silva (49+) Savarino (88)
Fri.	Apr. 13	Los Angeles FC	L 0-2	22,120	3-3-1	2	10	LFC: Vela (59) Rossi (70)
Fri.	Apr. 20	at Sporting KC	L 0-6	19,690	3-4-1	T2	10	KC: Russell (10,16,48) Medranda (30) Lobato (54) Croizet (77)
Fri.	Apr. 27	Real Salt Lake	W 2-0	19,283	4-4-1	2	13	VAN: Techera (75) Blondell (79)
Sat.	May 5	at Minnesota	L 0-1	19,642	4-5-1	T3	13	MIN: M. Ibarra (60)
Fri.	May 11	Houston	T 2-2	18,813	4-5-2	3	14	VAN: Aja (44) Waston (94+); HOU: Martinez (35) Manotas (90)
Wed.	May 16	San Jose	T 2-2	17,357	4-5-3	4	15	VAN: Techera (19) Reyna (64); SJ: Hoesen (46+) Lima (53)
Sat.	May 19	at FC Dallas	T 2-2	13,907	4-5-4	5	16	VAN: own goal (82) Kamara (100+); DAL: Cannon (40) Urruti (78)
Sat.	May 26	New England	T 3-3	22,120	4-5-5	6	17	VAN: Techera (49,51,74); NE: own goal (26) Penilla (47) Bunbury (59)
Fri.	June 1	at Colorado	W 2-1	16,746	5-5-5	T4	20	VAN: Techera (17) Reyna (39); COL: Castillo (41)
Sat.	June 9	Orlando City SC	W 5-2	22,120	6-5-5	4	23	VAN: Kamara (36,85) Davies (76) Reyna (87) Mezquida (90); ORL: Kljestan (64) Dwyer (94+)
Sat.	June 23	at Philadelphia	L 0-4	15,250	6-6-5	T4	23	PHI: Dockal (24,71) Ilsinho (74) Picault (95+)
Sun.	July 1	Colorado	L 0-1	21,038	6-7-5	T5	23	COL: own goal (43)
Sat.	July 7	Chicago	W 3-2	22,120	7-7-5	6	26	VAN: Kamara (28,72) Mutch (47); CHI: Nikolic (42) Tchani (80)
Sat.	July 14	at D.C. United	L 1-3	20,504	7-8-5	T7	26	VAN: Davies (94+); DC: Asad (27) Arriola (69,80)
Sat.	July 21	at Seattle	L 0-2	41,849	7-9-5	8	26	SEA: Lodeiro (5,31)
Sat.	July 28	Minnesota	W 4-2	20,831	8-9-5	7	29	VAN: Reyna (35) Davies (56,89) Kamara (64); MIN: Ibson (82) Danladi (87)
Sat.	Aug. 4	at New York City	T 2-2	20,802	8-9-6	7	30	VAN: Mezquida (22) Hurtado (87); NYC: Castellanos (46) Medina (46+)
Sat.	Aug. 11	at Portland	W 2-1	21,144	9-9-6	7	33	VAN: Kamara (14) Techera (43); POR: Valeri (71)
Sat.	Aug. 18	New York Red Bull	T 2-2	22,120	9-9-7	8	34	VAN: Waston (42,60); NYR: Royer (5,90)
Sat.	Aug. 25	at San Jose	W 3-2	16,326	10-9-7	T6	37	VAN: Reyna (59) Techera (61) Kamara (68); SJ: Hyka (7) Eriksson (18)
Sat.	Sept. 1	San Jose	W 2-1	22,120	11-9-7	7	40	VAN: Davies (22) Mezquida (78); SJ: Qazaishvili (91+)
Sat.	Sept. 15	Seattle	L 1-2	27,863	11-10-7	7	40	VAN: Kamara (49+); SEA: Ruidiaz (21,42)
Sun.	Sept. 23	FC Dallas	L 1-2	21,190	11-11-7	8	40	VAN: Kamara (66); DAL: Mosquera (42) Hedges (87)
Sat.	Sept. 29	at LA Galaxy	L 0-3	25,659	11-12-7	8	40	LA: Ibrahimovic (4,58) Alessandrini (77)
Sat.	Oct. 6	at Toronto FC	W 2-1	23,886	12-12-7	8	43	VAN: Teibert (4) Kamara (78); TOR: Altidore (73)
Wed.	Oct. 17	Sporting KC	L 1-4	18,689	12-13-7	8	43	VAN: Martins (42); KC: Croizet (62) Salloi (82,97+) Busio (94+)
Sun.	Oct. 21	at Los Angeles FC	T 2-2	22,000	12-13-8	8	44	VAN: Reyna (22) Mutch (65); LFC: Rossi (5,15)
Sun.	Oct. 28	Portland	W 2-1	25,348	13-13-8	8	47	VAN: Davies (28,31); POR: Flores (90)



NON-PLAYOFF TEAMS

VANCOUVER WHITECAPS FC – GAME-BY-GAME

#	Player	1	2	3	4	5	6	7	8	9	10	11	12	13	14	15	16	17	18	19	20	21	22	23	24	25	26	27	28	29	30	31	32	33	34			
1	Stefan Marinovic	90G	90G	90G	90G	90G	90G	90G	90G	90G	90G	90G	90G	90G	90G	90G	90D	90D	90D	90D	90D	90D	90D	90G	90G	90G	90G	90G	90G	90G	90G	90G	90G	90G	90G	90D	90D	
2	Doneil Henry																90D	90D	90D	90D	90D	90D	90D	90D	90D	90D	90D	90D	90D	90D	90D	90D	90D	90D	90D	90D	90D	
3	Sean Franklin																90D	90D	90D	90D	90D	90D	90D	90D	90D	90D	90D	90D	90D	90D	90D	90D	90D	90D	90D	90D	90D	90D
4	Kendall Waston	90D	90D	13D	90D	90D	90D	90D	90D	90D	90D	90D	90D	90D	90D	90D	90D	90D	90D	90D	90D	90D	90D	90D	90D	90D	90D	90D	90D	90D	90D	90D	90D	90D	90D	90D	90D	
6	Efrain Juarez	90M	90M	67M	75M	90M	90M	40M	40M	24	90M	21	90M																									
7	Bernie Ibini																																					
8	Felipe Martins	15	90M	90M	90M	90M	90M	90M	90M	90M	90M	90M	90M	90M	90M	90M	90M	90M	90M	90M	90M	90M	90M	90M	90M	90M	90M	90M	90M	90M	90M	90M	90M	90M	90M	90M	90M	
9	Anthony Blondell	1	32	55F	5	9	44F	86F	63F	69F	6	22	12	66F	19	23	7	63F	45F	90F	90M	24	34	19	82F	45	62M	90M	20	12								
11	Nicolas Mezquida																																					
12	Brian Rowe																																					
13	Cristian Techera	90M	90F	6	25	90M	76M																															
14	Marvin Emnes																																					
14	David Edgar																																					
15	Roberto Dominguez																																					
17	Marcel de Jong	90D	36D																																			
18	Jose Aja																																					
19	Erik Hurtado																																					
20	Brek Shea	9	54	45	15	84F	16	20	72F	90M	20	7	9	68M	37	90D	90D	90D	74M																			
22	Aaron Maund	90D	90D	90D	90D	90D	90D	90D	90D	90D	90D	90D	90D	90D	90D	90D	90D	90D	90D	90D	90D	90D	90D	90D	90D	90D	90D	90D	90D	90D	90D	90D	90D	90D	90D	90D	90D	
23	Kei Kamara	89F	58F																																			
24	David Norman Jr.																																					
25	Justin Fiddes																																					
28	Jake Nerwinski	90D	90D	90M	90D	90D	90D	90D	90D	90D	90D	90D	90D	90D	90D	90D	90D	90D	90D	90D	90D	90D	90D	90D	90D	90D	90D	90D	90D	90D	90D	90D	90D	90D	90D	90D	90D	
29	Yordy Reyna	75M	90M	23	85M	90M	90M	90M	90M	90M	90M	90M	90M	90M	90M	90M	90M	90M	90M	90M	90M	90M	90M	90M	90M	90M	90M	90M	90M	90M	90M	90M	90M	90M	90M	90M	90M	
31	Russell Teibert	90M	70M																																			
39	Sean Melvin																																					
45	Myer Bevan																																					
46	Brett Levis																																					
54	Simon Colyn																																					
66	Aly Ghazal																																					
67	Alphonso Davies	81M	90M	90M	90F	23	90M	90M	90M	90M	90M	90M	90M	90M	90M	90M	90M	90M	90M	90M	90M	90M	90M	90M	90M	90M	90M	90M	90M	90M	90M	90M	90M	90M	90M	90M	90M	
77	Jordon Mutch	20	90M	15	74M																																	

"00" = 100 minutes played
F/M/D/G = starting position



NON-PLAYOFF TEAMS

VANCOUVER WHITECAPS FC – GAME-BY-GAME LOG

Game #1	03/04/2018	VAN 2 vs MTL 1	W	Kamara 1 (Davies 1, Teibert 1) 63; Davies 1 (Techera 1, Juarez 1) 70
Game #2	03/10/2018	VAN 2 at HOU 1	L	Kamara 2 (penalty kick) 28; Shea 1 (Kamara 1) 49
Game #3	03/17/2018	VAN 1 at ATL 4	L	Hurtado 1 (Mutch 1) 85
Game #4	03/24/2018	VAN 0 vs LA 0	T	
Game #5	03/31/2018	VAN 2 at CLB 1	W	Shea 2 (unassisted) 51; Kamara 3 (Martins 1, Davies 2) 78
Game #6	04/07/2018	VAN 1 at RSL 2	L	Shea 3 (Kamara 2) 92+
Game #7	04/13/2018	VAN 0 vs LFC 2	L	
Game #8	04/20/2018	VAN 0 at KC 6	L	
Game #9	04/27/2018	VAN 2 vs RSL 0	W	Techera 1 (penalty kick) 75; Blondell 1 (Davies 3) 79
Game #10	05/05/2018	VAN 0 at MIN 1	L	
Game #11	05/11/2018	VAN 2 vs HOU 2	T	Aja 1 (Waston 1, Martins 2) 44; Waston 1 (Kamara 3, Martins 3) 94+
Game #12	05/16/2018	VAN 2 vs SJ 2	T	Techera 2 (Reyna 1, Martins 4) 19; Reyna 1 (de Jong 1, Martins 5) 64
Game #13	05/19/2018	VAN 2 at DAL 2	T	own goal (Figueroa) 82; Kamara 4 (penalty kick) 100+
Game #14	05/26/2018	VAN 3 vs NE 3	T	Techera 3 (de Jong 2, Davies 4) 49; Techera 4 (unassisted) 51; Techera 5 (Reyna 2, Martins 6) 74
Game #15	06/01/2018	VAN 2 at COL 1	W	Techera 6 (Reyna 3) 17; Reyna 2 (unassisted) 39
Game #16	06/09/2018	VAN 5 vs ORL 2	W	Kamara 5 (Davies 5) 36; Davies 2 (unassisted) 76; Kamara 6 (penalty kick) 85; Reyna 3 (Davies 6) 87
Game #17	06/23/2018	VAN 0 at PHI 4	L	Mezquida 1 (Davies 7) 90
Game #18	07/01/2018	VAN 0 vs COL 1	L	
Game #19	07/07/2018	VAN 3 vs CHI 2	W	Kamara 7 (unassisted) 28; Mutch 1 (Juarez 2) 47; Kamara 8 (Davies 8, de Jong 3) 72
Game #20	07/14/2018	VAN 1 at DC 3	L	Davies 3 (unassisted) 94+
Game #21	07/21/2018	VAN 0 at SEA 2	L	
Game #22	07/28/2018	VAN 4 vs MIN 2	W	Reyna 4 (Davies 9) 35; Davies 4 (unassisted) 56; Kamara 9 (Davies 10, Reyna 4) 64; Davies 5 (Reyna 5) 89
Game #23	08/04/2018	VAN 2 at NYC 2	T	Mezquida 2 (Ibini 1) 22; Hurtado 2 (Shea 1, Teibert 2) 87
Game #24	08/11/2018	VAN 2 at POR 1	W	Kamara 10 (Waston 2) 14; Techera 7 (Shea 2) 43
Game #25	08/18/2018	VAN 2 vs NYR 2	T	Waston 2 (Reyna 6) 42; Waston 3 (Martins 7) 60
Game #26	08/25/2018	VAN 3 at SJ 2	W	Reyna 5 (unassisted) 59; Techera 8 (Kamara 4) 61; Kamara 11 (Reyna 7, Maund 1) 68
Game #27	09/01/2018	VAN 2 vs SJ 1	W	Davies 6 (Reyna 8, Kamara 5) 22; Mezquida 3 (Reyna 9) 78
Game #28	09/15/2018	VAN 1 vs SEA 2	L	Kamara 12 (Mezquida 1) 49+
Game #29	09/23/2018	VAN 1 vs DAL 2	L	Kamara 13 (Davies 11) 66
Game #30	09/29/2018	VAN 0 at LA 3	L	
Game #31	10/06/2018	VAN 2 at TOR 1	W	Teibert 1 (Reyna 10) 4; Kamara 14 (Mutch 2, Reyna 11) 78
Game #32	10/17/2018	VAN 1 vs KC 4	L	Martins 1 (Kamara 6) 42
Game #33	10/21/2018	VAN 2 at LFC 2	T	Reyna 6 (penalty kick) 22; Mutch 2 (Hurtado 1) 65
Game #34	10/28/2018	VAN 2 vs POR 1	W	Davies 7 (Nerwinski 1) 28; Davies 8 (unassisted) 31



NON-PLAYOFF TEAMS

VANCOUVER WHITECAPS FC – CUP COMPETITIONS – GAME-BY-GAME

#	Player	CANADIAN CHAMPIONSHIP									
		SF1	SF2	F1	F2	MTL	TOR	TOR	TOR	TOR	TOR
1	Stefan Marinovic	0-1	2-0	2-2	2-5	90G	90G	90G	90G	90G	90G
2	Doneil Henry	19	90D	90D	90D	19	90D	90D	90D	90D	90D
3	Sean Franklin										
4	Kendall Weston										
6	Efrain Juarez										
7	Bernie Ibini	17	15	90D	90D	17	15	90D	90D	90D	90D
8	Felipe Martins										
9	Anthony Blondell	59F	11	90M		59F	11	90M			
11	Nicolas Mezquida	90F	2		39	90F	2		39		
12	Brian Rowe										
13	Cristian Techera	90M	88M	45M	51M	90M	88M	45M	51M		
17	Marcel de Jong										
18	Jose Aja										
19	Erik Hurtado	31	90M	23	27	31	90M	23	27		
20	Brek Shea	90M	90M	3	39	90M	90M	3	39		
22	Aaron Maund	90D				90D					
23	Kei Kamara		79F	67F	63F		79F	67F	63F		
24	David Norman Jr.	71M				71M					
25	Justin Fiddes										
28	Jake Nerwinski	90D	90D	90D	90D	90D	90D	90D	90D	90D	90D
29	Yordy Reyna	90F	90F	90F	90F	90F	90F	90F	90F	90F	90F
31	Russell Teibert	90M	90M	90M	90M	90M	90M	90M	90M	90M	90M
39	Sean Melvin										
45	Myer Bevan										
46	Brett Levis	73D				73D					
54	Simon Colyn										
66	Aly Ghazal	90D	75M	45	90M	90D	75M	45	90M		
67	Alphonso Davies			87M	51M			87M	51M		
77	Jordon Mutch										

CANADIAN CHAMPIONSHIP										
SF1	07/18/2018	VAN 0	at	MTL 1	L					
SF2	07/25/2018	VAN 2	vs	MTL 0	W					Reyna (Nerwinski) 19; Kamara (penalty kick) 60
F1	08/08/2018	VAN 2	vs	TOR 2	T					Kamara (penalty kick) 24; Hurtado (Teibert) 84
F1	08/15/2018	VAN 2	at	TOR 5	L					Kamara (Mezquida) 63; Shea (unassisted) 77

