



2022-23 XAVIER UNIVERSITY MUSKETEERS (27-10)
15-5 IN BIG EAST REGULAR SEASON (2ND) --- BIG EAST TOURNAMENT RUNNER-UP
NCAA TOURNAMENT SWEET 16
NO. 13 (FINAL ASSOCIATED PRESS POLL)
NO. 15 (FINAL USA TODAY COACHES POLL)



Xavier Media Contact: Tom Eiser, Associate Athletics Director for Communications
 eiser@xavier.edu, 513-382-5565 (cell) and @EiserXUSports on Twitter

THE X FACTORS

- Xavier is 27-10 overall, finished second at 15-5 in the BIG EAST Conference regular season race and won two games and finished runner-up at the 2023 BIG EAST Tournament.
- Xavier is one of only 11 schools that have made at least seven NCAA Tournament Sweet 16 appearances in the last 15 tournaments (since 2008). The list also includes Kansas, Duke, North Carolina, Gonzaga, Michigan State, Kentucky, Arizona, Wisconsin, Syracuse and Michigan. Of those 11 schools only Xavier, Michigan State and Gonzaga made the 2023 Sweet 16.
- Xavier's **Sean Miller** served as a head coach in his eighth NCAA Tournament Sweet 16, including his third with Xavier. Miller has taken XU to at least the Sweet 16 in each of his last three seasons as the Xavier head coach (2023 Sweet 16, 2009 Sweet 16 and 2008 Elite Eight).
- Xavier was one of five BIG EAST teams that made the 2023 NCAA Tournament field, including Connecticut, Creighton, Marquette and Providence. Xavier compiled a 4-1 combined record this season vs. Elite Eight team Creighton (2-1) and National Champion UConn (2-0).
- Xavier led the BIG EAST in four major offensive categories: first in the nation in assists per game at 19.1 apg., seventh in the nation in overall field goal percentage (.492), fifth in the nation in 3-point field goal percentage (.390) and 10th in the nation in scoring offense at 80.9 ppg. XU was second in the BIG EAST and ninth in the nation in assist-to-turnover ratio at 1.54.
- Xavier senior **Adam Kunkel** averaged a team-high 14.7 ppg. for the three NCAA Tournament games. Kunkel scored 36 points over the last two games on the strength of 10-14 (.714) 3-point shooting. He finished his career with 1,394 collegiate points.
- Xavier senior **Jerome Hunter**, who averaged 13.7 ppg. and 5.7 rpg. for XU's three NCAA games while shooting 62.5 percent from the field, started each of the last 15 games.
- Xavier graduate student **Souley Boum** led the team in scoring (second in the BIG EAST) at 16.4 ppg. and is second in assists at 4.3 apg. (10th in the BIG EAST). Boum, a First Team All-BIG EAST and an AP Honorable Mention All-America selection, earned Third Team All-America honors from *The Field of 68*, Stadium and *College Hoops Today*.
- Xavier junior **Colby Jones** was second on the team in scoring at 15.0 ppg. (11th in the BIG EAST) and led the team in assists at 4.4 apg. (seventh in the BIG EAST). The All-BIG EAST Second Team and Second Team All-District (NABC) selection contributed 10 points, a career-high 14 rebounds and seven assists in the NCAA Second Round win over Pittsburgh.
- Xavier graduate student **Jack Nunge**, the BIG EAST Men's Basketball Scholar-Athlete of the Year and All-BIG EAST Honorable Mention, was third on the team in scoring at 14.2 ppg. (14th in the BIG EAST) and led the team in rebounding at 7.8 rpg. (fourth in the BIG EAST). Nunge has scored 1,383 collegiate points, including 1,008 in two seasons at Xavier.

THE ROSTER [* LAST GAME STARTERS]

NO.	NAME (HT./YR)	POS.	PPG	RPG	APG	NOTES
0	*Souley Boum (6-3/Gr.)	G	16.4	4.3	4.3	7th in the BIG EAST in 3-point percentage (.404)
1	Desmond Claude (6-5/Fr.)	G	4.7	2.5	1.8	BIG EAST All-Freshman Team
2	*Jerome Hunter (6-8/Sr.)	F	7.8	4.4	1.3	Career-high 24 points in NCAA win over Kenn. St.
3	*Colby Jones (6-6/Jr.)	G	15.0	5.7	4.4	Declared for the 2023 NBA Draft
4	Cesare Edwards (6-9/So.)	F	2.2	1.9	0.2	Transferred after the season
5	*Adam Kunkel (6-4/Sr.)	G	10.9	2.7	3.0	2nd in the BIG EAST in 3-point percentage (.425)
12	Kam Craft (6-6/Fr.)	G	2.6	1.5	0.3	Knee injury limited him to 15 games
15	KyKy Tandy (6-2/Sr.)	G	2.2	0.8	0.9	Transferred after the season
22	Dieonte Miles (7-0/Jr.)	F	1.1	1.3	0.2	Transferred after the season
24	*Jack Nunge (7-0/Gr.)	F	14.2	7.8	2.1	Team-high 18 points on 8-12 shooting vs. Pitt
25	Michael Wolf (6-0/Fr.)	G	0.0	0.3	0.0	Walk-on
31	Ian Sabourin (6-4/Fr.)	F	0.0	0.0	0.0	Walk-on
32	Zach Freemantle (6-9/Sr.)	F	15.2	8.1	2.9	Recovering from foot surgery; missed last 15 games
34	Elijah Tucker (6-8/So.)	F	1.0	0.7	0.3	Transferred after the season
35	Bob Nunge (6-6/So.)	G	0.0	0.3	0.0	Walk-on; younger brother of Jack Nunge
45	Bradley Colbert (6-2/So.)	G	0.0	0.0	0.0	Walk-on

HEAD COACH: Sean Miller (147-57, six years at Xavier)

SCHEDULE/RESULTS (27-10, 15-5 BIG EAST)

Date	Opponent	TV	Time EST P.M.
NOVEMBER			
7	Mon. Morgan State	FS1	W 96-73
11	Fri. Montana	FS2	W/86-64
15	Tues. Fairfield	FS2	W/78-65
18	Fri. + #12 Indiana	FS1	L/79-81
24	Thu. % Florida	ESPN2	W/90-83
25	Fri. % #8 Duke	ESPN	L/64-71
27	Sun. % #6 Gonzaga	ESPN	L/84-88
30	Wed. Southeastern Louisiana	FS1	W/95-63
DECEMBER			
3	Sat. ^ West Virginia	FS1	W/84-74
10	Sat. at Cincinnati	ESPN 2	W/80-77
13	Tues. Southern	FS1	W/79-59
16	FRI. AT GEORGETOWN	FS1	W/102-89
20	TUES. SETON HALL	FS1	W/73-70
28	WED. AT ST. JOHN'S	FS1	W/84-79
31	SAT. #2 UCONN	FOX	W/83-73
JANUARY			
7	SAT. AT VILLANOVA	FS1	W/88-80
11	WED. CREIGHTON	FS1	W/90-87
15	SUN. #25 MARQUETTE	FOX	W/80-76
18	WED. AT DEPAUL	FS1	L/72-73
21	SAT. GEORGETOWN	FS1	W/95-82
25	WED. AT #19 UCONN	FS1	W/82-79
28	SAT. AT CREIGHTON	CBS	L/67-84
FEBRUARY			
1	WED. #17 PROVIDENCE	FS1	W/85-83 (OT)
4	SAT. ST. JOHN'S	FOX	W/96-71
10	FRI. AT BUTLER	FS1	L 67-69
15	WED. AT #11 MARQUETTE	CBSSN	L/68-69
18	SAT. DEPAUL	CBSSN	W/82-68
21	TUES. VILLANOVA	FS1	L/63-64
24	FRI. AT SETON HALL	FS1	W/82-60
MARCH			
1	WED. AT #20 PROVIDENCE	FS1	W/94-89
4	SAT. BUTLER	FS1	W 78-66
9	Thu. *DePaul	FS1	W/89-84
10	Fri. **#24 Creighton	FS1	W/82-60
11	Sat. *#6 Marquette	FOX	L 51-65
17	Fri. \$ Kennesaw State	TruTV	W/72-67
19	Sun. \$ Pittsburgh	CBS	W/84-73
24	Fri. # Texas	CBS	L/71-83

NCAA Tournament Sweet 16 (Kansas City, Mo.)
 \$ NCAA Tournament 1st/2nd Rounds (Greensboro, N.C.)
 * BIG EAST Tournament at Madison Square Garden in NYC
 % Phil Knight Legacy Tournament in Portland, Ore.
 CBS national games broadcast on Local 12 in Cincinnati
 FOX national games broadcast on FOX 19 in Cincinnati
 CBSSN - CBS Sports Network
 + Gavitt Tipoff Games
 ^ BIG EAST-Big 12 Battle
 BIG EAST GAMES IN ALL CAPS and Home Games In Bold



2023 XAVIER MUSKETEER POSTSEASON NUMERICAL ROSTER

NO.	NAME	YR.	POS.	HT.	WT.	HOMETOWN	HIGH SCHOOL(S) / LAST COLLEGE
0	Souley Boum	Gr.	G	6-3	175	Oakland, Calif.	Oakland Tech / UTEP
1	Desmond Claude	Fr.	G	6-5	195	New Haven, Conn.	Putnam Science Academy
2	Jerome Hunter	Sr.	F	6-8	215	Columbus, Ohio	Pickerington HS / Indiana University
3	Colby Jones	Jr.	G	6-6	205	Birmingham, Ala.	Mountain Brook
4	Cesare Edwards	So.	F	6-9	225	Hartsville, S.C.	Hartsville HS
5	Adam Kunkel	Sr.	G	6-4	185	Hebron, Ky.	Cooper HS / Belmont University
12	Kam Craft	Fr.	G	6-6	205	Chicago, Ill.	Buffalo Grove / The Skill Factory (Atlanta, Ga.)
15	KyKy Tandy	Sr.	G	6-2	190	Hopkinsville, Ky.	University Heights Academy
22	Dieonte Miles	Jr.	F	7-0	240	Walton, Ky.	Walton-Verona HS
24	Jack Nunge	Gr.	F	7-0	245	Newburgh, Ind.	Castle HS / University of Iowa
25	Michael Wolf	Fr.	G	6-0	185	Greenwood Village, Colo.	Regis Jesuit / Bridgton Academy
31	Ian Sabourin	Fr.	F	6-4	195	Hamilton, Ohio	Badin HS
32	*Zach Freemantle	Sr.	F	6-9	225	Teaneck, N.J.	Bergen Catholic HS
34	Elijah Tucker	So.	F	6-8	225	Canton, Ga.	Cherokee HS
35	Bob Nunge	So.	G	6-6	195	Newburgh, Ind.	Castle HS
45	Bradley Colbert	So.	G	6-2	190	Loveland, Ohio	Moeller HS / Andrew Osborne Academy University of Louisville

Sedler Family Head Coach: Sean Miller (Pittsburgh '92; sixth season, previously XU HC 2004-09)

Crawford Family Associate Head Coach: Adam Cohen (Arizona '08; first season)

Assistant Coaches: Dante Jackson (Xavier '11; fifth season) and David Miller (Arizona '13; first season)

Associate Athletic Director for Basketball Administration: Mario Mercurio (Xavier '03; 20th season)

Special Assistant to the Head Coach: Ryan Reynolds (Xavier '07; first season)

Director of Recruiting: Ryan Anderson (Arizona '16; first season)

Director of Basketball Operations: Cam Miller (Arizona '21; first season)

MBB Strength and Conditioning Head Coach: Andy Kettler (Ashland '01; first season)

Athletic Trainer: Connor Barnes (Xavier '12; first season)

Graduate Program Manager: B.J. Raymond (Xavier '09; first season)

* Out for the season following foot surgery

PRONUNCIATIONS

Boum
BOOM

Cesare
Say-Zar

Claude
CLAW-d

Dante
DAN-tay

Dieonte
Dee-On-tay

Elijah
EE-lye-jah

KyKy
KEE-kee

Nunge
Nun-JEE

Sabourin
SAAB-or-INN

#LetsGoX

Xavier Athletics website: www.GoXavier.com
Xavier Athletics Facebook: facebook.com/XavierMusketeers
Xavier Athletics Twitter & Instagram: @XUAthletics

Xavier Basketball on Twitter & Instagram: @XavierMBB
Xavier Basketball Facebook: facebook.com/XavierMBB
Xavier Basketball Gameday Twitter: @XavierGameDay

XAVIER BASKETBALL™

POSTSEASON



0 Souley Boun
6-3 175 Grad Student
Guard
Oakland, Calif.



1 Desmond Claude
6-5 195 Freshman
Guard
New Haven, Conn.




2 Jerome Hunter
6-8 215 Senior
Forward
Columbus, Ohio




3 Colby Jones
6-6 205 Junior
Guard
Birmingham, Ala.



4 Cesare Edwards
6-9 225 Sophomore
Forward
Hartsville, S.C.



5 Adam Kunkel
6-4 185 Senior
Guard
Hebron, Ky.



12 Kam Craft
6-6 205 Freshman
Guard
Chicago, Ill.




15 KyKy Tandy
6-2 190 Senior
Guard
Hopkinsville, Ky.




22 Dieonte Miles
7-0 240 Junior
Forward
Walton, Ky.




24 Jack Nunge
7-0 245 Grad Student
Forward
Newburgh, Ind.



25 Michael Wolf
6-0 185 Freshman
Guard
Greenwood Village, Colo.




31 Ian Sabourin
6-4 195 Freshman
Forward
Hamilton, Ohio



32 Zach Freemantle
6-9 225 Senior
Forward
Teaneck, N.J.



34 Elijah Tucker
6-8 225 Sophomore
Forward
Canton, Ga.



35 Bob Nunge
6-6 195 Sophomore
Guard
Newburgh, Ind.



45 Bradley Colbert
6-2 190 Sophomore
Guard
Loveland, Ohio



Sean Miller
Head Coach
6th Year
Pittsburgh '92



Adam Cohen
Associate Head Coach
1st Year
Arizona '08



Dante Jackson
Assistant Coach
5th Year
Xavier '11



David Miller
Assistant Coach
1st Year
Arizona '13




Mario Mercurio
Assoc. AD for
Basketball Admin.
20th Year • Xavier '03



Ryan Reynolds
Special Assistant to
the Head Coach
1st Year • Xavier '07



Ryan Anderson
Director of Recruiting
1st Year
Arizona '16



Cam Miller
Director of
Basketball Operations
1st Year • Arizona '21



Andy Kettler
MBB Strength and
Conditioning Head Coach
1st Year • Ashland '01

XAVIER WAS BACK IN THE SWEET 16: Xavier is one of only 11 schools that have made at least seven NCAA Tournament Sweet 16 appearances in the last 15 tournaments (since 2008). The list includes Kansas (9), North Carolina (9), Duke (9), Gonzaga (9), Michigan State (9), Kentucky (8), Xavier (7), Arizona (7), Wisconsin (7), Syracuse (7) and Michigan (7). Of those 11 schools only Xavier, Michigan State and Gonzaga made the 2023 Sweet 16. Xavier made its ninth appearance in the NCAA Sweet 16. XU's first appearance came in 1990 when it was matched up against Texas in a Regional Semifinal in Dallas, Texas.

MILLER MADE HIS THIRD STRAIGHT SWEET 16 AT XAVIER: Head coach **Sean Miller** has taken Xavier to at least the Sweet 16 in each of his last three seasons as the Xavier head coach (2023 Sweet 16, 2009 Sweet 16 and 2008 Elite Eight). Miller was the Xavier head coach previously for five seasons from 2004-09. XU has now made the NCAA Tournament in five of his six years as the XU head coach.

SEAN MILLER AND THE NCAA TOURNAMENT: Xavier reached the NCAA Tournament in each of the final four seasons during **Sean Miller's** first stint as XU head coach (2004-09), including the 2008 Elite Eight and 2009 Sweet 16. In 2023, Miller coached in his 12th NCAA Tournament as a head coach, including his fifth at Xavier. He served as a head coach in his eighth Sweet 16, including his third at Xavier (one that advanced to Elite Eight). He reached five Sweet 16s (three that advanced to Elite Eights) in 12 seasons at Arizona. Miller has a 21-12 on-court record as a head coach in NCAA Tournament play, including 13-7 at Arizona and 8-5 at XU.

XAVIER'S NCAA RECORD: Xavier, 30-29 all-time in the NCAA Tournament, was 1-6 in NCAA play prior to 1990 but is 29-23 from 1990-present. XU lost to the eventual National Champions in the first round in 1988 (Kansas) and 1989 (Michigan).

SWEET RUN: Xavier, which recorded a 72-67 first round win over Kennesaw State on March 17 and an 84-73 win over Pitt in the second round on March 19, has now recorded an 18-11 mark in its first games of the NCAA Tournament and 9-9 in its second games. XU's first-ever NCAA Tournament victory came vs. highly-favored Missouri in the 1987 NCAA First Round in Indianapolis behind 29 points from **Byron Larkin**.

BACK TO THE NCAA TOURNAMENT: Xavier made its 29th appearance in the NCAA Tournament, 28 of which have come since 1983, and its first since being a No. 1 seed in the 2018 NCAA Tournament. Xavier's 29 appearances include 19 at-large berths (2023, 2018, 2017, 2016, 2015, 2014, 2012, 2011, 2010, 2009, 2008, 2007, 2003, 2001, 1997, 1995, 1993, 1990 and 1961), six automatic berths through the MCC (1991, 1989, 1988, 1987, 1986 and 1983) and four automatic berths in the Atlantic 10 (2006, 2004, 2002 and 1998).

POSTSEASON TRADITION: Xavier made its 34th postseason appearance in the last 40 post-seasons (1983-2023; 2020 postseason cancelled by the pandemic). That span includes 28 NCAA Tournament appearances, including 13 of the last 17 and 17 of the last 22 NCAA Tournaments. The six National Invitation Tournament appearances during that stretch include the 2022 NIT Championship. Xavier made its first NCAA Tournament appearance in 1961 but didn't return until head coach **Bob Staak** (now a Miami Heat scout) led XU to an MCC Championship and the 1983 NCAA Tournament.

FOR THE RECORD (XAVIER): Xavier, 27-10 overall, finished in second place at 15-5 in the BIG EAST Conference regular season race and runner-up to Marquette at the BIG EAST Tournament. Xavier earned a spot in the NCAA Tournament Sweet 16 with an 84-73 win over Pittsburgh in NCAA Tournament Second Round action on March 19 in Greensboro, N.C. Xavier placed six players in double figures in scoring led by graduate student **Jack Nunge** with 18 points on 8-12 shooting from the field. Junior **Colby Jones** contributed 10 points, a career-high 14 rebounds and seven assists to the win. Senior **Adam Kunkel** tied the Xavier NCAA record for most 3-pointers in a tournament game with five in the first half on his way to 15 points. XU led 48-34 at halftime and by 20 points, 74-54, with under seven minutes left. Kunkel tied the record with five more 3-pointers on his way to a game-high 21 points in the Regional Semifinal vs. Texas on March 24.

COMEBACK WIN IN THE FIRST ROUND: Xavier recorded a 72-67 come-from-behind win over Kennesaw State in NCAA Tournament First Round action on March 17 in Greensboro, N.C. XU trailed by 13 points, 61-48, with under 10 minutes left but used a 15-0 run over the next six minutes to take a 63-61 lead with 4:14 left. The Musketeers later trailed by a point, 65-64, but a 3-pointer from senior **Adam Kunkel** gave XU the lead back at 67-65 with 1:44 left. After KSU tied the score at 67-all, XU scored the final five points, including 4-4 free-throw shooting from graduate student **Souley Boum**, who finished with 17 points. Graduate student **Jack Nunge**, who had a double-double with 10 points and 11 rebounds, came up with a big block on a potential go-ahead shot with four seconds left. Senior **Jerome Hunter** led all scorers with a career-high 24 points, while hitting 8-11 from the field and 8-8 from the free-throw line.

XAVIER'S WIN TOTAL MADE THE TOP FIVE IN SCHOOL HISTORY: Xavier, 27-10, tied the 2008-09 Sweet 16 team (coached by **Sean Miller**) for the fifth-best win total in Xavier history. The school record of 30 wins was set by the 2007-08 Elite Eight team (also coached by Miller).

XAVIER MATCHED ITS MOST BIG EAST WINS EVER: Xavier's 15 BIG EAST wins this season equal the most in program history (also 15 in 2017-18 season). XU finished 9-1 in BIG EAST action at home and 6-4 on the road. Xavier's



Xavier's Postseason All-BIG EAST Honors

Xavier had four players selected by the league coaches for postseason All-BIG EAST Awards. Graduate student **Souley Boum** is on the All-BIG EAST First Team, junior **Colby Jones** is on the Second Team and graduate student **Jack Nunge** earned All-BIG EAST Honorable Mention. **Desmond Claude** is on the BIG EAST All-Freshman Team. Jones also made the All-BIG EAST Tournament Team.

The Associated Press named Boum to its All-BIG EAST First Team and as the BIG EAST Newcomer of the Year, while selecting Jones to the BIG East Second Team.

Nunge was selected as the 2022-23 BIG EAST Conference Men's Basketball Scholar-Athlete of the Year. He holds a 3.97 G.P.A. as a second-year M.B.A. student.

Jones earned a spot on the All-BIG EAST Tournament Team.

Xavier's BIG EAST Weekly Honors This Season

Xavier had an honoree in 15 of the 17 weeks of BIG EAST awards this season, including six Player of the Week Awards. Four different Xavier players were honored at least once this season.

- Nov. 14 Zach Freemantle (Honor Roll)
- Nov. 21 Zach Freemantle (Honor Roll)
- Nov. 28 Colby Jones (Honor Roll)
- Dec. 5 Souley Boum (Honor Roll)
- Dec. 12 Souley Boum (Honor Roll)
- Dec. 19 Souley Boum (Player of the Week)
- Dec. 26 Zach Freemantle (Honor Roll)
- Jan. 2 Jack Nunge (Player of the Week)
- Jan. 9 Zach Freemantle (Player of the Week)
- Jan. 16 Souley Boum (Player of the Week)
- Jan. 23 Zach Freemantle (Honor Roll)
- Jan. 30 Colby Jones (Honor Roll)
- Feb. 6 Jack Nunge (Player of the Week)
- Feb. 27 Souley Boum (Honor Roll)
- March 5 Colby Jones (Player of the Week)



THREE MUSKETEERS WERE ON TOP 10 LISTS FOR THEIR POSITIONS

The Basketball Hall of Fame announced that Xavier had a Top 10 candidate for the Bob Cousy Award (graduate student **Souley Boum** at point guard), the Julius Erving Award (junior **Colby Jones** at small forward) and the Kareem Abdul-Jabbar Award (graduate student **Jack Nunge** at center). Xavier was the only school represented with a Top 10 candidate for the Bob Cousy Award, the Julius Erving Award and the Kareem Abdul-Jabbar Award. None of the three made the final five lists.

These are three of the five awards making up the "Naismith Starting Five."

five BIG EAST losses included three one-point losses and a two-point setback. Only one BIG EAST loss the entire regular season (at Creighton) was by more than two points. Xavier swept five BIG EAST teams: UConn, Providence, Seton Hall, St. John's and Georgetown.

DEE-FENSE IMPROVED: Xavier held 10 of its last 14 opponents to 71 points or less, including nine under 70 points. XU held Creighton to 60 points and Marquette to 65 points in the BIG EAST Tournament and Kennesaw State to 67 points. Pitt scored 73 points in the NCAA Second Round game.

SEEING 20-20: Xavier, 27-10, won its 20th game on Feb. 18 over DePaul. Xavier has recorded 32 of its 34 all-time 20-win seasons between 1982-83 and this season.

MANY OFFENSIVE IMPROVEMENTS OVER 2021-22 SEASON: Xavier led the BIG EAST and was seventh in the nation in overall field goal percentage (.492) and led the BIG EAST and was fifth in the nation in 3-point field goal percentage (.390), including hitting a season-high 15 out of 28 attempts vs. St. John's on Feb. 4

and 10-20 on March 1 at Providence. Xavier had three players in the top 15 in the BIG EAST rankings in field goal percentage (**Jerome Hunter** was sixth at .575, **Jack Nunge** was 11th at .515 and **Colby Jones** was 14th at .509) and three players in the top 15 in the BIG EAST in 3-point field goal percentage (**Adam Kunkel** was second at .425, **Souley Boum** was seventh at .404 and **Jack Nunge** was 11th at .392. XU led the BIG EAST in scoring at 80.9 ppg. (10th in the nation). Xavier's assist average of 19.1 apg. led the nation, while its assist-to-turnover ratio of 1.54-to-1.00 was second in the BIG EAST and ninth in the nation. By comparison, in the 2021-22 season XU averaged 14.8 assists, a 1.27 assist-to-turnover ratio, shot 45.1 percent overall and 32.2 percent from 3-point range, and averaged 74.1 ppg.

HISTORICAL PERSPECTIVE ON XAVIER'S OFFENSIVE NUMBERS: Xavier's assist average of 19.1 apg. (first in the nation) was the second-best in Xavier history; only the 1960-61 team (19.8 apg.) averaged 18.4 apg. or more. Xavier's assist total of 705 set a school record for a single season. Xavier's 3-point field goal percentage (.390) was not far off the school record; XU has only shot 40 percent for a season once (.400 in the 1992-93 season).

SHARE THE WEALTH: Xavier led the nation in assists at 19.1 apg., while its assist-to-turnover ratio of 1.54-to-1.00 was second in the BIG EAST and ninth in the nation. Xavier had two of the BIG EAST's top 10 assist leaders. Junior **Colby Jones** was seventh in the league in assists at 4.4 apg. Graduate student **Souley Boum** was 10th in the league at 4.3 apg., including dishing a Xavier career-high nine assists to go with only one turnover in the overtime win over Providence on Feb. 1 and eight assists in the Creighton win on Jan. 11. Boum led the team and was fifth in the BIG EAST in assist-to-turnover ratio at 2.26-to-1.0.

BALANCING ACT: Xavier, which had six double-figure scorers in its NCAA Tournament second round win, boasted a balanced scoring attack with four active double-figure scorers (**Zach Freemantle** at 15.2 ppg. would have been a fifth and would also be ranked in the BIG EAST but missed the last 15 games and was below the 75 percent games played mark). Three active XU players ranked in the top 15 in the BIG EAST at the end of the season: **Souley Boum** was second in the BIG EAST at 16.4 ppg., **Colby Jones** was 11th at 15.0 ppg., **Jack Nunge** was 14th at 14.2 ppg. and **Adam Kunkel** was at 10.9 ppg. The balanced attack has helped XU lead the BIG EAST and rank 10th in the nation in scoring at 80.9 ppg.

IF IT'S FREE IT'S FOR ME: Xavier had one of the top free-throw shooters in the BIG EAST Conference with graduate student **Souley Boum** in third at .871 (155-178). Boum was 33-34 (.971) in the last minute of action of the last 22 games combined.

AP

SOULEY BOUM EARNS ALL-AMERICA HONORS AND FIRST TEAM ALL-DISTRICT ALL-BIG EAST

Xavier graduate student **Souley Boum** was named as an Associated Press Honorable Mention All-American. Boum is Xavier's 21st All-American, including the 12th player to receive AP All-America honors. **Trevon Bluiett**, 2018 AP Second Team All-American, is the last Musketeer to earn AP All-America honors.

These were not the only honors for Boum this week. Boum was chosen as a First Team All-District 5 selection by the NABC (National Association of Basketball Coaches) and USBWA (United States Basketball Writers Association).

Boum, who was selected to the All-BIG EAST First Team by the league coaches and by Associated Press, earned Third Team All-America honors from *The Field of 68*, *Stadium* and *College Hoops Today*.





CHAIRMEN OF THE BOARDS: Xavier had one of the top five rebounders in the BIG EAST. Graduate student **Jack Nunge** was fourth at 7.8 rpg. Injured senior **Zach Freemantle** was at 8.1 rpg. and would have been top five but he missed the last 15 games and did not play in 75 percent of Xavier's games (the BIG EAST minimum). Junior **Colby Jones** was second on the team at 5.7 rpg. (17th in the BIG EAST) and had a career-high 14-rebound game vs. Pittsburgh on March 19. XU was third in the BIG EAST as a team in rebounding margin at +5.4 rpg.

MILESTONES: Junior **Colby Jones** became the 59th member of Xavier's 1,000 Point Club during his 22-point game vs. DePaul in the BIG EAST Tournament Quarterfinals on March 9; finished his career with 1,062 points, which ranks 52nd on Xavier's all-time scoring list. Senior **Zach Freemantle** became a member of Xavier's 1,000 Point Club on Nov. 30 and has since moved up to 31st place with 1,227 points. Graduate student **Souley Boum** has scored 2,457 career points (fifth-highest career total among active NCAA Division I players this past season). Graduate student **Jack Nunge** passed the 1,000-point mark for his collegiate career, now has 1,383 collegiate points and stands at 1,008 points for his Xavier career, becoming the 60th member of Xavier's 1,000 Point Club in the Texas game on March 24.

BOUM WENT THE OFFENSE BEHIND THIRD TEAM ALL-AMERICAN AND FIRST TEAM ALL-BIG EAST GUARD:

Graduate student **Souley Boum**, who was selected to the All-BIG EAST First Team by the league coaches and by Associated Press, earned Associated Press Honorable Mention All-America honors and Third Team All-America honors from *The Field of 68*, Stadium and *College Hoops Today*. Boum, the AP BIG EAST Newcomer of the Year, was second in the BIG EAST in scoring at 16.4 ppg. Boum scored a Xavier career-high 33 points at Providence on March 1. Boum, who was chosen as a First Team All-District 5 selection by the NABC (National Association of Basketball Coaches) and USBWA (United States Basketball Writers Association), scored in double figures in a team-high 33 of XU's 37 games and led the team or tied for team-high scoring honors in 16 games, including 23 points on the strength of five 3-pointers in the win over Creighton in the BIG EAST Tournament Semifinals on March 10. He had 23 points on the strength of 5-8 3-point shooting at Seton Hall on Feb. 24, 24 points at Marquette on 10-15 shooting on Feb. 15, 21 points on the strength of 5-7 3-point shooting at UConn on Jan. 25. He had a game-high 26 points to go with eight assists and no turnovers vs. Creighton on Jan. 11, 28 at Georgetown on Dec. 16, 22 vs. Florida on Nov. 24, 23 vs. Duke on Nov. 25 and 23 vs. West Virginia on Dec. 3 (16 in the second half). Boum posted a double-double in the win at Villanova on Jan. 7 with 22 points, a Xavier career-high 10 rebounds and six assists; scored 17 of his points in the second half, including a perfect 10-10 from the free-

throw line. Boum, who led XU and was fifth in the BIG EAST in assist-to-turnover ratio at 2.26-to-1.0, is second on the team and 10th in the BIG EAST in assists (4.3 apg.), including his XU career-high nine-assist game vs. Providence on Feb. 1 to go with only one turnover. He was second on the team and seventh in the BIG EAST in 3-point percentage (.404) and led the team and was third in the BIG EAST in free-throw percentage at .871 (155-178). He was ninth in the BIG EAST in 3-pointers per game (2.1).

BIG EAST HONORED BOUM WITH A WEEKLY AWARD FIVE TIMES:

Graduate student **Souley Boum** earned a spot on the BIG EAST Conference Honor Roll for his efforts in games vs. Villanova on Feb. 21 and at Seton Hall on Feb. 24. This marked the fifth time this season that Boum was selected for a BIG EAST weekly award, including three Honor Roll selections and two Player of the Week selections. Boum averaged 20.0 points, 4.0 rebounds and 2.5 assists in games vs. Villanova on Feb. 21 and at Seton Hall on Feb. 24. He shot 52.0 percent (13-25) from the field, including 52.9 percent (9-17) from 3-point range. Boum was named BIG EAST Conference Player of the Week on Jan. 16 for his efforts in wins over Creighton on Jan. 11 and Marquette on Jan. 15; he averaged 21.0 points, 5.5 rebounds, 6.5 assists and 1.0 steals for the two games, while only having one turnover in 75 minutes of action. XU trailed at halftime of both games. Boum scored nine of Xavier's final 12 points against Marquette, including a 3-pointer and 4-4 from the free-throw line. He scored 17 of his game-high 26 points in the second half of the Creighton win. Boum also won BIG EAST Player of the Week on Dec. 19 and was named to the BIG EAST Honor Roll twice, Dec. 5 and Dec. 12. Boum was named BIG EAST Player of the Week on Dec. 19, which was his third straight week with a BIG EAST honor. Boum averaged 22.5 points, 7.0 assists, 3.5 rebounds and 3.0 steals in wins over Southern (Dec. 13) and Georgetown (Dec. 16). Boum scored 28 points at Georgetown in his first career BIG EAST game (20 in the second half) to go with seven assists, seven rebounds and four steals. Boum was on the BIG EAST Honor Roll two straight weeks, including on Dec. 12 after leading XU in scoring with 21 points in the win at Cincinnati on Dec. 10 to go with six rebounds, three assists and two steals. Boum also was honored on Dec. 5 after averaging a team-high 19.0 points in Xavier wins over Southeastern La. (Nov. 30) and West Virginia (Dec. 3), shooting 61.1 percent (11-18) from the field. He added 3.5 rebounds and 5.0 assists per game in those two wins. He was on the Phil Knight Legacy All-Tournament Team in Nov. after leading XU in scoring at 18.3 ppg.

JONES EARNED ALL-BIG EAST SECOND TEAM AND NABC ALL-DISTRICT HONORS:

Junior **Colby Jones**, who was selected to the ALL-BIG EAST Second Team by the league coaches and by Associated Press, was selected to the NABC All-District 5 Second Team. Jones was second

on the team in scoring (11th in the BIG EAST at 15.0 ppg.) and earned a spot on the All-BIG EAST Tournament Team after averaging 14.3 ppg. and 7.0 rpg. for Xavier's three games. Jones led the team in assists (4.4 apg., which ranked seventh in the BIG EAST), while ranking second on the team in rebounding at 5.7 rpg. (17th in the BIG EAST); he posted a career-high 14-rebound game vs. Pittsburgh on March 19. Jones scored a career-high 29 points on 10-11 shooting (3-3 on 3-pointers) at Providence on March 1. Jones, who had a 22-point game vs. DePaul in the BIG EAST Tournament on March 9, followed that up with a double-double (14 points and 10 rebounds) in the Creighton win on March 10. He recorded a team-high 20-point scoring effort vs. Butler on March 4 on 8-10 shooting, posted a 19-point game at Seton Hall on Feb. 24 and a 20-point game in the win over Providence on Feb. 1. Jones scored in double figures in 32 games (second on the team to Souley Boum), including 20-point games vs. Georgetown on Jan. 21 and at UConn on Jan. 25.

JONES EARNED THREE BIG EAST WEEKLY HONORS THIS SEASON:

Junior **Colby Jones**, who was selected to the ALL-BIG EAST Second Team by the league coaches, was named BIG EAST Conference Player of the Week on March 5 in the last week of weekly honors. This marked the third time this season that Jones has earned a weekly award, having twice been named to the BIG EAST Honor Roll. Jones averaged 24.5 points, 8.5 rebounds and 4.0 assists in wins at Providence on March 1 and vs. Butler on March 4, while shooting an incredible 85.7 percent (18-21) from the field. Jones has been named to the BIG EAST Honor Roll twice this season, including on Jan. 30 after averaging 16.5 points, 4.0 assists, 3.0 rebounds and 2.0 steals for games at UConn on Jan. 25 and at Creighton on Jan. 28. Jones also earned the honor on Nov. 28 after averaging 18.0 points, 6.3 rebounds and 5.0 assists per game vs. Florida, Duke and Gonzaga at the Phil Knight Legacy Nov. 24-27; he hit .900 (9-10) from 3-point territory.

NUNGE EARNED ALL-BIG EAST HONORS, INCLUDING SCHOLAR-ATHLETE OF THE YEAR:

Graduate student **Jack Nunge**, who was selected All-BIG EAST Honorable Mention by the league coaches, was the 2022-23 BIG EAST Conference Men's Basketball Scholar-Athlete of the Year. Nunge was third on the team in scoring (14.2 ppg., which was 14th in the BIG EAST) and led the team in rebounding (fourth in the BIG EAST rankings at 7.8 rpg.), including his 11th double-double of the season in the win over Kennesaw State in the NCAA First Round on March 17 (10 points and 11 rebounds) and his 12th vs. Texas in the Sweet 16 on March 24 (15 points and 11 rebounds). Nunge, who had a team-high 18-point game (8-12 shooting from the field) vs. Pittsburgh on March 19, posted game highs of 23 points and 10 rebounds in the win over DePaul on March 9. Nunge was third on the team and 11th in the BIG EAST in 3-point



percentage at .392. He was first on the team in blocks (ninth in the BIG EAST at 1.2 bpg.), including a game-saving block with four seconds left in the Kennesaw State win on March 17. Nunge led Xavier in offensive rebounding and was fourth in the BIG EAST at 2.8 orgp.

MORE NUNGE HONOR ROLL: Graduate student **Jack Nunge**, who was selected All-BIG EAST Honorable Mention by the league coaches, was named BIG EAST Conference Player of the Week on Feb. 6 for his efforts in wins over No. 17 Providence on Feb. 1 and St. John's on Feb. 4. Nunge, who also won the award on Jan. 2, averaged 22.0 points, 8.5 rebounds, 4.5 assists and 1.5 blocks in last week's two wins, shooting 63.0 percent (17-27) for the week, including .778 (7-9) from 3-point range. Nunge had a game-high 23 points and a game-high 12 rebounds vs. Providence on Feb. 1 and a game-high 21 points with a Xavier career-high and collegiate career-high tying six assists vs. St. John's on Feb. 4. He posted three straight double-doubles with 15 points and 12 rebounds vs. Creighton on Jan. 11, 16 points and 13 rebounds vs. Marquette on Jan. 15 and 16 points and 13 rebounds at DePaul on Jan. 18. He posted a 25-point, 12-rebound game at St. John's on Dec. 28, 18-point game at Cincinnati on Dec. 10 and a game-high 25-point effort vs. Gonzaga on Nov. 27 on 11-16 shooting. Nunge, who had 18 points and 12 rebounds at Georgetown on Dec. 16, had 17 points and 14 rebounds in the win over West Virginia on Dec. 3.

KUNKEL STEPPED UP: Senior **Adam Kunkel** had 20 double-figure scoring games, including 15 points in the second round win over Pittsburgh on March 19 on the strength of a Xavier NCAA record-tying five 3-pointers. He followed that up with a game-high 21 points on 8-10 shooting (tying that Xavier NCAA record with 5-6 from 3-point range) vs. Texas on March 24. He recorded a team-high 14 points vs. Marquette in the BIG EAST Championship Game on March 11, 16 points vs. DePaul in the BIG EAST Quarterfinals on March 9 and 18 points in the Butler win on March 4. Kunkel hit four 3-pointers on his way to 16 points to go with a career-high tying eight assists in the win over DePaul on Feb. 18 and 13 points at Seton Hall on Feb. 24. Kunkel, who was fourth on the team in scoring at 10.9 ppg., was 10th in the BIG EAST in 3-point field goals per game at 1.9 and led the team and was second in the BIG EAST in 3-point field goal percentage at .425. He had 14 points and seven assists in the Georgetown win on Jan. 21. He scored 13 points at Creighton on Jan. 28 and came up big at Villanova on Jan. 7 with 15 points, including 3-4 3-pointers, and hit 5-7 3-pointers at Georgetown on Dec. 16 for 15 points.

HUNTER COME UP BIG SINCE JOINING THE STARTERS: Senior **Jerome Hunter**, who ranked sixth in the BIG EAST in field goal percentage at 57.5 percent (115-200) for the season, averaged 10.3 ppg. and 5.9 rpg. for the last 15 games after entering the starting lineup to

replace the injured **Zach Freemantle**. Hunter, who averaged a team-high 19.0 points on 66.7 percent shooting in Xavier's two NCAA Tournament wins, led all scorers with a career-high 24 points in the NCAA First Round win over Kennesaw State; Hunter hit 8-11 from the field and 8-8 from the free-throw line vs. KSU. Hunter contributed 12 points, nine rebounds, two assists and a collegiate career-high three blocks at Seton Hall on Feb. 24. Hunter posted 12 of his 15 double-figure scoring games vs. BIG EAST teams. Hunter was 12th in the BIG EAST in offensive rebounding at 2.1 orgp. Hunter had 15 points to go with nine rebounds vs. DePaul on Feb. 18. Hunter hit 5-6 from the field on his way to 14 points vs. Villanova on Feb. 21. Hunter contributed 10 points, five rebounds and three assists at Marquette on Feb. 15, 10 points and six rebounds to go with four assists and three steals vs. St. John's on Feb. 4, 11 points at UConn on Jan. 25, 11 points vs. Marquette on Jan. 15 and 12 points vs. Creighton on Jan. 11. He made his first start of the season vs. Providence on Feb. 1, logging a then-career-high 36 minutes with nine points and eight rebounds (seven offensive).

CLAUDE EARNED PRAISE: Freshman **Desmond Claude** was selected to the BIG EAST All-Freshman Team by the league coaches. Claude, who posted an 11-point game vs. Pittsburgh in the NCAA Tournament Second Round on March 19, led the reserves in minutes played at 20.8 per game (25.3 over his last 13 games). Claude scored a career-high 12 points in the win at Providence on March 1 and grabbed a career-high seven rebounds in the win over Butler on March 4. He had an 11-point game in the win over Creighton on March 10 and followed that up with a second-straight 11-point game in a career-high tying 32 minutes vs. Marquette on March 11.

27TH-STRAIGHT WINNING SEASON: The Xavier Musketeers, 27-10, recorded their 27th-straight winning season. XU's 26-year streak is tied for fourth-best in all of NCAA Division I according to official NCAA records entering the 2022-23 season. XU's last losing season was in the 1995-96 season.

23RD SEASON AT CINTAS CENTER: Xavier has compiled a 312-55 (.850) record in its on-campus home, the 10,224-seat Cintas Center, including a 15-2 record in the 2022-23 season. Xavier has sold out 217 games at Cintas Center (attendance numbers don't include the attendance-restricted pandemic year of 2020-21) including 14 games in the 2022-23 season. XU has averaged 10,050 fans for its first 354 games played at full capacity at the 10,224-seat Cintas Center since it opened for the 2000-01 season. That's 98.3 percent capacity.

XAVIER CAREER SCORING LEADERS

PLACE	PLAYER (YR)	CAREER PTS.
1.	Byron Larkin (1984-88)	2,696
2.	Trevon Bluiett (2014-18)	2,261
3.	David West (1999-03)	2,132
4.	Romain Sato (2000-04)	2,005
5.	Tyrone Hill (1986-90)	2,003
6.	Lenny Brown (1995-99)	1,885
7.	Tu Holloway (2008-12)	1,833
8.	Anthony Hicks (1979-83)	1,805
9.	Jamie Gladden (1989-93)	1,780
10.	Steve Thomas (1962-66)	1,722
11.	Brian Grant (1990-94)	1,719
12.	Nick Daniels (1975-79)	1,690
13.	Bob Quick (1965-68)	1,636
14.	Paul Scruggs (2017-22)	1,631
15.	Stanley Burrell (2004-08)	1,612
16.	Stan Kimbrough (1986-89)	1,596
17.	Darnell Williams (1995-00)	1,572
18.	Lionel Chalmers (2000-04)	1,556
19.	Gary Lumpkin (1995-99)	1,507
20.	J.P. Macura (2014-18)	1,491
21.	James Posey (1996-99)	1,455
22.	Justin Doellman (2003-07)	1,402
23.	Jeff Jenkins (1980-84)	1,384
24.	Joe Viviano (1956-59)	1,338
25.	Jamal Walker (1987-91)	1,333
26.	Jack Thobe (1959-62)	1,296
27.	Derek Strong (1987-90)	1,291
28.	Dave Piontek (1953-56)	1,287
29.	Naji Marshall (2017-20)	1,277
30.	Jerry Helmers (1969-72)	1,275
31.	Zach Freemantle (2019-pres.)	1,227
32.	Tyrique Jones (2016-20)	1,211
33.	Josh Duncan (2004-08)	1,210
34.	Mark Lyons (2009-12)	1,194
35.	Justin Cage (2003-07)	1,181
36.	Michael Davenport (1987-91)	1,172
37.	Hank Stein (1956-59)	1,144
38.	Maurice McAfee (1997-01)	1,142
39.	Dexter Bailey (1980-84)	1,139
40.	Gene Smith (1949-52)	1,109
	Richie Harris (1982-86)	1,109
42.	B.J. Raymond (2005-09)	1,104
43.	Kenny Frease (2008-12)	1,103
44.	Kevin Frey (1998-02)	1,102
45.	Derrick Brown (2006-09)	1,096
	Huck Budde (1950-53)	1,096
47.	Bill Kirvin (1959-62)	1,088
48.	Jim Boothe (1954-57)	1,085
49.	Bob Pelkington (1961-64)	1,075
50.	Joe Geiger (1961-64)	1,073
	Aaron Williams (1989-93)	1,073
52.	Colby Jones (2020-23)	1,062
53.	Victor Fleming (1980-84)	1,059
54.	Gary Massa (1977-81)	1,049
55.	Mike Plunkett (1973-76)	1,043
56.	Semaj Christon (2012-14)	1,034
57.	Michael Hawkins (1991-95)	1,029
58.	T.J. Johnson (1994-98)	1,021
59.	Quentin Goodin (2016-20)	1,016
60.	Jack Nunge (2021-23)	1,008

#0 SOULEY BOUM



6-3 • 175
Grad Student • Guard
Oakland, Calif.
Oakland Tech / UTEP

2022-23 ... BOUM GOES THE OFFENSE BEHIND THE BIG EAST'S SECOND-LEADING SCORER

2022-23 Associated Press Honorable Mention All-American ... First Team All-District 5 (NABC and the USBWA) ... All-BIG EAST First Team selection by the league coaches and by Associated Press ... AP BIG EAST Newcomer of the Year ... Third Team All-American (*The Field of 68*, *Stadium* and *College Hoops Today*) ... Second in the BIG EAST in scoring at 16.4 ppg., including his Xavier career-high 33-point game at Providence on March 1 ... 23 points (5-8 3-point shooting) in the win over Creighton on March 10 ... 23 points (5-8 3-point shooting) on Feb. 24 at Seton Hall and 24 points at Marquette on Feb. 15 ... Either led the team or tied for the team scoring lead a team-high 16 times ... His 2,457 career points ranked fifth among all active NCAA Division I players in the 2022-23 season ... Led the team and was fourth in the BIG EAST in assist-to-turnover ratio at 2.26-to-1.0 ... Second on the team and 10th in the BIG EAST in assists at 4.3 apg. ... 20 points and a Xavier career-high nine assists Providence win on Feb. 1 ... Led the team and was third in the BIG EAST in free-throw percentage at 87.1 percent ... Scored in double figures in a team-high 33 games ... 21 points on the strength of 5-7 3-point shooting at UConn on Jan. 25 ... Second on the team and seventh in the BIG EAST in 3-point field goal percentage at .404 (78-193) ... Ninth in the BIG EAST in 3-point field goals made per game at 2.1 ... Game-high 26 points in the Creighton win on Jan. 11 to go with eight assists and no turnovers ... Double-double in the win at Villanova on Jan. 7 with 22 points, a Xavier career-high 10 rebounds and six assists; scored 17 of his points in the second half, including a perfect 10-10 from the free-throw line ... 28 points at Georgetown on Dec. 16, 23 vs. West Virginia on Dec. 3, 23 vs. Duke on Nov. 25 and 22 vs. Florida on Nov. 24.

2022-23 HONOR ROLL ... MORE NATIONAL HONORS AND BIG EAST HONORS

2022-23 All-BIG EAST First Team ... Top 10 candidate for the 2023 Bob Cousy Award (top point guard in Division I basketball), although did not make the final five list ... USBWA's Oscar Robertson Trophy Midseason Watch List ... BIG EAST Honor Roll for his efforts in games against Villanova on Feb. 21 and at Seton Hall on Feb. 24, the fifth time that Boum was selected for a BIG EAST weekly award, including three Honor Roll selections and two Player of the Week selections ... BIG EAST Player of the Week on Jan. 16 for his efforts in wins over Creighton on Jan. 11 and Marquette on Jan. 15; averaged 21.0 points, 5.5 rebounds, and 6.5 assists for the two games, while only having one turnover in 75 minutes of action ... BIG EAST Player of the Week on Dec. 19 and BIG EAST Honor Roll on Dec. 5 and Dec. 12 ... BIG EAST Player of the Week on Dec. 19; Averaged 22.5 points, 7.0 assists, 3.5 rebounds and 3.0 steals in wins over Southern (Dec. 13) and Georgetown (Dec. 16) ... 28 points at Georgetown in his first career BIG EAST game to go with seven assists, seven rebounds and four steals ... BIG EAST Honor Roll on Dec. 12 after leading XU in scoring with 21 points in the win at Cincinnati on Dec. 10; honored on Dec. 5 after averaging a team-high 19.0 points with 5.0 assists per game in Xavier wins over Southeastern La. (Nov. 30) and West Virginia (Dec. 3) ... Phil Knight Legacy All-Tournament Team after leading XU in scoring at 18.3 ppg. for the three games.

PERSONAL:

Full name is Souleymane Boum ... Nickname is Sou or Souley ... Pronounces his name "Sue-lay Boom" ... Born Jan. 26, 1999 in Oakland, Calif. of of Mariam Diallo ... Graduated from UTEP with a bachelor's degree in multidisciplinary studies ... Working on a master's degree in sport administration at Xavier.

BOUM'S COLLEGIATE CAREER NUMBERS

Season	G-GS	Min/G	FG-FGA	Pct	3FG-FGA	Pct	FT-FTA	Pct	Off	Def	Tot	Avg	PF	FO	A	TO	Blk	Stl	Pts	Avg
2017-18*	36-12	732/20.3	113-311	.363	47-130	.362	121-146	.829	21	74	95	2.6	60	1	37	62	5	19	394	10.9
2019-20+	32-22	1006/31.4	120-329	.365	50-175	.286	122-139	.878	22	92	114	3.6	53	0	65	54	2	25	412	12.9
2020-21+	24-24	843/35.1	130-342	.380	60-155	.387	130-160	.813	6	82	88	3.7	55	1	60	52	5	34	450	18.8
2021-22+	30-28	1101/36.7	180-439	.410	64-174	.368	172-203	.847	19	116	135	4.5	60	0	86	59	5	55	596	19.9
2022-23	37-37	1302/35.2	186-423	.440	78-193	.404	155-178	.871	14	145	159	4.3	71	0	158	70	6	37	605	16.4
TOTALS^	159-123	4984/31.3	729-1844	.395	299-827	.362	700-826	.847	82	509	591	3.7	299	2	406	297	23	170	2457	15.5

* at San Francisco + at UTEP ^Includes the stats from USF, UTEP and Xavier

BOUM'S CAREER HIGHS AT XAVIER

Points – 33 at Providence (March 1, 2023)
Field Goals Made – 11 at Providence (March 1, 2023) and at Georgetown (Dec. 16, 2022)
Field Goals Attempted – 19 at Providence (March 1, 2023) and vs. Providence (Feb. 1, 2023)
3-Pt Field Goals Made – 6 at Georgetown (Dec. 16, 2022)
3-Pt Field Goals Attempted – 9 vs. Villanova (Feb. 21, 2023) and Providence (Feb. 1, 2023) and at Georgetown (Dec. 16, 2022)
Free Throws Made – 12 vs. Duke (Nov. 25, 2022)
Free Throws Attempted – 14 vs. West Virginia (Dec. 3, 2022)
Rebounds – 10 at Villanova (Jan. 7, 2023)
Assists – 9 vs. Providence (Feb. 1, 2023)
Blocks – 2 vs. Texas (March 24, 2023)
Steals – 5 vs. Morgan State (Nov. 7, 2022)
Minutes – 41 vs. Providence (Feb. 1, 2023)

BOUM'S CAREER HIGHS AT UTEP

Points – 34 vs. Sul Ross St. (Dec. 5, 2020)
Field Goals Made – 11 vs. FIU (Jan. 29, 2022)
Field Goals Attempted – 21 vs. Fla. Atlantic (March 10, 2021) and New Mexico St. (Dec. 3, 2021)
3-Pt Field Goals Made – 6 vs. Charlotte (Feb. 28, 2021)
3-Pt Field Goals Attempted – 11 vs. Southern Utah (March 22, 2022)
Free Throws Made – 15 vs. FIU (Feb. 13, 2021)
Free Throws Attempted – 17 vs. FIU (Feb. 13, 2021)
Rebounds – 12 vs. Louisiana Tech (Jan. 22, 2021), at Louisiana Tech (Feb. 17, 2022) and vs. Western Ill. (Mar. 19, 2022)
Assists – 11 vs. Sul Ross State (Dec. 5, 2020)
Blocks – 2 vs. LMU (CA) (Feb. 17, 2018)
Steals – 7 vs. Middle Tenn. (March 10, 2022)
Minutes – 45 at Old Dominion (Jan. 15, 2022), vs. Middle Tenn. (Mar. 10, 2022) and at Southern Miss. (Jan. 1, 2021)

2022-23

TEAM	DATE	MIN	FG-FGA	3FG-FGA	FT-FTA	O-D-T	PF	A	TO	BLK	STL	PTS
Morgan State	11/7	29	6-9	4-6	7-8	0-2-2	2	2	2	0	5	23
Montana	11/11	25	3-4	1-1	0-0	0-1-1	1	5	2	0	0	7
Fairfield	11/15	36	4-9	0-2	3-3	0-7-7	1	5	1	0	0	11
Indiana	11/18	25	3-7	3-4	6-8	1-4-5	4	3	3	0	0	15
Florida	11/24	33	7-14	1-5	7-8	0-5-5	1	6	2	0	2	22
Duke	11/25	37	5-8	1-2	12-12	0-1-1	2	2	3	0	1	23
Gonzaga	11/27	38	4-11	2-3	0-0	1-6-7	4	3	2	0	0	10
SE Louisiana	11/30	28	6-10	2-5	1-1	0-3-3	1	3	3	1	1	15
West Virginia	12/3	37	5-8	2-3	11-14	1-3-4	3	7	3	0	0	23
at Cincinnati	12/10	39	6-12	2-4	7-9	0-6-6	4	3	3	0	2	21
Southern	12/13	27	5-9	3-6	4-4	0-0-0	1	7	1	1	2	17
at Georgetown	12/16	39	11-18	6-9	0-1	0-7-7	2	7	1	0	4	28
Seton Hall	12/20	37	4-11	2-5	0-0	0-0-0	3	7	2	0	0	10
at St. John's	12/28	40	4-11	1-5	8-8	1-5-6	1	6	2	0	2	17
UConn	12/31	38	3-10	0-4	5-7	0-5-5	1	3	1	0	1	11
at Villanova	1/7	39	5-8	2-4	10-10	0-10-10	1	6	2	0	2	22
Creighton	1/11	39	9-18	2-5	6-7	0-5-5	2	8	0	0	1	26
Marquette	1/15	36	5-15	2-8	4-4	1-5-6	0	5	1	0	1	16
at DePaul	1/18	37	1-12	0-3	2-2	0-3-3	1	6	1	0	0	4
Georgetown	1/21	37	4-7	1-2	1-1	0-1-1	1	7	1	1	1	10
at UConn	1/25	33	6-12	5-7	4-4	0-4-4	3	3	3	0	1	21
at Creighton	1/28	36	1-5	0-2	0-0	0-2-2	0	4	1	0	2	2
Providence	2/1	41	7-19	1-9	5-7	1-2-3	3	9	1	0	1	20
St. John's	2/4	28	4-10	3-6	6-6	0-3-3	3	3	0	0	1	17
at Butler	2/10	32	4-14	2-7	2-2	1-1-2	1	3	4	0	0	12
at Marquette	2/15	40	10-15	4-8	0-0	0-5-5	1	2	7	0	0	24
DePaul	2/18	35	4-12	2-7	1-4	0-6-6	3	2	3	0	1	11
Villanova	2/21	40	5-12	4-9	3-3	0-4-4	2	2	3	0	0	17
at Seton Hall	2/24	39	8-13	5-8	2-2	0-4-4	2	3	0	0	1	23
at Providence	3/1	39	11-19	4-9	7-7	1-6-7	3	4	3	1	0	33
Butler	3/4	35	3-9	1-3	4-6	2-4-6	2	3	1	0	0	11
DePaul	3/9	36	4-9	3-5	5-5	2-5-7	0	2	1	0	1	16
Creighton	3/10	37	7-17	5-8	4-4	0-5-5	1	6	2	0	0	23
Marquette	3/11	24	0-9	0-5	1-2	2-2-4	3	2	0	0	0	1
Kennesaw State	3/17	39	5-13	1-5	6-6	0-5-5	2	2	2	0	0	17
Pitt	3/19	37	3-13	1-7	7-8	0-7-7	3	5	1	0	2	14
Texas	3/24	38	4-11	0-2	4-4	0-1-1	3	2	2	2	0	12

#1 DESMOND CLAUDE

6-5 • 195

Freshman • Guard

New Haven, Conn.

Putnam Science Academy



CLAUDE'S CAREER HIGHS AT XAVIER

- Points** – 12 at Providence (March 1, 2023)
- Field Goals Made** – 5 vs. Marquette (March 11, 2023) and at Providence (March 1, 2023)
- Field Goals Attempted** – 10 vs. Creighton (March 10, 2023)
- 3-Pt Field Goals Made** – 3 vs. St. John's (Feb. 4, 2023)
- 3-Pt Field Goals Attempted** – 4 vs. Pittsburgh (March 19, 2023) and at Providence (March 1, 2023)
- Free Throws Made** – 5 vs. Pittsburgh (March 19, 2023)
- Free Throws Attempted** – 10 vs. Pittsburgh (March 19, 2023)
- Rebounds** – 7 vs. Butler (March 4, 2023)
- Assists** – 6 vs. Southeastern La. (Nov. 30, 2022)
- Blocks** – 1 Five Times
- Steals** – 4 vs. Creighton (March 10, 2023)
- Minutes** – 32 vs. Marquette (March 11, 2023) and at Seton Hall (Feb. 24, 2023)

2022-23 ... BIG EAST HONOREE

Selected to the BIG EAST All-Freshman Team by the league coaches ... Three of his five double-figure scoring games came in the last five games of the season ... Scored 11 points in the NCAA Second Round game vs. Pittsburgh on March 19 ... Scored 11 points in the BIG EAST Tournament Semifinal win over Creighton on March 10 ... Followed that up with 11 points in a career-high 32 minutes in the BIG EAST Championship Game vs. Marquette on March 11 ... Grabbed a career-high seven rebounds in the Butler win on March 4 ... Scored a career-high 12 points on 5-9 shooting, including 2-4 from 3-point range, in 27 minutes at Providence on March 1 ... Has averaged 20.8 minutes a game, which is tops among non-starters ... Has averaged 25.3 minutes per game for his last 13 games ... Missed two games due to a non-Covid illness but returned to play 18 minutes vs. Villanova on Feb. 21, contributing two 3-pointers ... Followed that up by logging a career-high 32 minutes at Seton Hall on Feb. 24 ... Scored 11 points against St. John's on Feb. 4, hitting 4-4 from the field, including 3-3 from 3-point territory, to go with three assists ... Contributed six points on 3-4 shooting to go with three assists and four rebounds at UConn on Jan. 25 ... Logged 28 minutes in his first collegiate start vs. Southeastern Louisiana on Nov. 30; had six assists and four rebounds in that game ... Hit a big 3-pointer vs. Florida on Nov. 24 and vs. Duke on Nov. 25 ... Contributed seven points and three assists in the Montana win on Nov. 11 and six points with three steals vs. Fairfield on Nov. 15.

HIGHLY-RANKED

Earned a four-star 247Sports composite ranking ... No. 89 in the final 247Sports composite rankings ... No. 93 in the ESPN Top 100 ... Consensus four-star recruit and ranked by the major services one of the top two prospects in Connecticut.

NATIONAL CHAMPION AND PLAYER OF THE YEAR

Named 2021-22 National Post-Grad Player of the Year (Next Up Recruits) ... Led his PSA team to a perfect 38-0 record and the 2022 National Prep Championship, the third for the school in four years ... Named the MVP of the 2022 National Prep Tournament ... Averaged 13.6 points, 4.0 rebounds, 3.0 assists and 1.6 steals for undefeated Putnam Science Academy, while shooting 57.7 percent from the field, including 43.3 percent from 3-point range ... Basketball coach: Tom Espinosa ... In addition to his prep school success, Claude enjoyed tremendous NIKE EYBL success, averaging over 15 points and nearly five assists per game in NIKE EYBL play.

PERSONAL

Full name is Desmond Allen Claude ... Nicknamed Des ... Born May 30, 2003 in Syracuse, N.Y. ... A business major ... Parents are Paula and Chris Rivers ... Has three siblings: Jason, Cameron and Jalen.

2022-23

TEAM	DATE	MIN	FG-FGA	3FG-FGA	FT-FTA	O-D-T	PF	A	TO	BLK	STL	PTS
Morgan State	11/7	18	1-4	0-0	0-0	0-1-1	4	2	4	0	0	2
Montana	11/11	20	3-5	0-1	1-1	0-2-2	3	3	0	0	1	7
Fairfield	11/15	21	3-5	0-0	0-2	0-0-0	1	1	3	0	3	6
Indiana	11/18	16	1-4	0-1	0-0	1-0-1	3	2	1	0	2	2
Florida	11/24	7	1-4	1-1	0-1	0-2-2	1	0	1	0	0	3
Duke	11/25	24	2-2	1-1	0-0	0-4-4	2	0	2	0	0	5
Gonzaga	11/27	22	1-4	0-1	0-0	0-1-1	2	1	1	0	1	2
SE Louisiana	11/30	28	0-3	0-2	3-4	0-4-4	3	6	1	1	1	3
West Virginia	12/3	17	2-4	1-2	0-0	0-2-2	2	3	2	0	0	5
at Cincinnati	12/10	9	1-3	0-1	2-2	0-1-1	2	1	1	0	0	4
Southern	12/13	22	1-4	0-2	0-2	0-3-3	1	4	5	0	2	2
at Georgetown	12/16	21	3-6	0-1	0-0	1-2-3	1	3	1	0	0	6
Seton Hall	12/20	15	0-1	0-1	1-2	0-5-5	2	2	2	0	1	1
at St. John's	12/28	16	2-8	0-0	0-1	2-1-3	4	3	0	0	2	4
UConn	12/31	11	1-1	0-0	0-0	0-1-1	0	0	0	0	2	2
at Villanova	1/7	12	1-3	0-1	0-0	0-0-0	3	0	1	0	0	2
Creighton	1/11	23	2-4	0-0	1-2	1-1-2	2	1	1	0	0	5
Marquette	1/15	19	1-3	0-0	0-0	0-0-0	2	2	0	0	0	2
at DePaul	1/18	16	0-2	0-0	0-0	0-2-2	1	0	1	1	0	0
Georgetown	1/21	21	1-4	0-0	2-3	0-3-3	4	1	1	0	2	4
at UConn	1/25	20	3-4	0-1	0-1	2-2-4	1	3	0	0	0	6
at Creighton	1/28	22	1-4	0-1	0-0	0-1-1	0	3	1	0	1	2
Providence	2/1	30	1-4	1-2	4-4	1-4-5	2	2	0	0	0	7
St. John's	2/4	29	4-4	3-3	0-0	0-3-3	3	3	1	0	1	11
at Butler	2/10	16	2-2	0-0	1-1	0-2-2	2	1	2	0	0	5
at Marquette	2/15	DNP										
DePaul	2/18	DNP										
Villanova	2/21	18	2-3	2-2	0-0	0-3-3	3	1	3	0	2	6
at Seton Hall	2/24	32	1-5	0-2	0-0	0-6-6	1	4	1	0	2	2
at Providence	3/1	27	5-9	2-4	0-0	0-2-2	5	0	1	1	0	12
Butler	3/4	24	2-7	0-1	0-0	1-6-7	1	3	2	1	1	4
DePaul	3/9	21	2-4	0-2	3-5	0-2-2	2	1	1	0	0	7
Creighton	3/10	25	4-10	0-2	3-4	2-0-2	3	0	0	0	4	11
Marquette	3/11	32	5-8	1-2	0-0	0-4-4	0	3	4	0	0	11
Kennesaw State	3/17	21	0-0	0-0	1-2	0-2-2	1	1	4	1	1	1
Pitt	3/19	31	3-7	0-4	5-10	0-3-3	3	2	0	0	0	11
Texas	3/24	23	1-4	0-0	1-2	1-0-1	1	1	3	0	0	3

CLAUDE'S CAREER NUMBERS AT XAVIER

Season	G-GS	Min/G	FG-FGA	Pct	3FG-FGA	Pct	FT-FTA	Pct	Off	Def	Tot	Avg	PF	FO	A	TO	Blk	Stl	Pts	Avg
2022-23	35-1	729/20.8	63-149	.423	12-41	.293	28-49	.571	12	75	87	2.5	71	1	63	51	5	29	166	4.7
TOTAL	35-1	729/20.8	63-149	.423	12-41	.293	28-49	.571	12	75	87	2.5	71	1	63	51	5	29	166	4.7

#12
KAM
CRAFT



6-6 • 205

Freshman • Guard

Chicago, Ill.

Buffalo Grove / Skill Factory

CRAFT'S CAREER HIGHS AT XAVIER

- Points** – 11 vs. Southeastern La. (Nov. 30, 2022)
- Field Goals Made** – 4 vs. Southeastern La. (Nov. 30, 2022)
- Field Goals Attempted** – 7 vs. Southern (12-13-22) and Southeastern La. (Nov. 30, 2022)
- 3-Pt Field Goals Made** – 3 vs. Southeastern La. (Nov. 30, 2022)
- 3-Pt Field Goals Attempted** – 5 vs. Southern (12-13-22) and Southeastern La. (Nov. 30, 2022)
- Free Throws Made** – 1 vs. St. John's (Feb. 4, 2023)
- Free Throws Attempted** – 2 vs. St. John's (Feb. 4, 2023)
- Rebounds** – 6 vs. Morgan State (Nov. 7, 2022)
- Assists** – 1 Four Times
- Blocks** – 1 vs. Fairfield (Nov. 15, 2022)
- Steals** – 2 vs. Morgan State (Nov. 7, 2022)
- Minutes** – 17 vs. Southeastern La. (Nov. 30, 2022)

2022-23

Suffered a left knee injury in practice that limited his game action but he did return for the Texas game on March 24 ... Scored eight points and grabbed four rebounds in nine minutes vs. St. John's on Feb. 4 ... Recorded an eight-point game vs. Southern on Dec. 13 that included two 3-pointers Played a season-high 17 minutes vs. Southeastern Louisiana on Nov. 30, hitting 3-5 from 3-point range on his way to a season-high 11 points ... Contributed six points, six rebounds and two steals in his Xavier debut vs. Morgan State on Nov. 7.

HIGHLY-RANKED

Consensus four-star recruit ... Ranked No. 65 in the final 247Sports composite rankings ... selected for the 2022 Jordan Brand All-Star Game.

AT THE SKILL FACTORY AND AAU

Averaged 21.3 points, 6.5 rebounds, 2.5 assists and 1.2 steals per game last season for The Skill Factory in Atlanta, Ga., while shooting 44 percent, 79-of-178, from 3-point range ... Shot a team-high 89 percent from the free-throw line, 99-of-111 ... The Skill Factory, whose head coach is former Xavier Director of Basketball Operations Trey Scotti, finished 19-12 ... Played for a Chicago based AAU program named Meanstreets, which plays in the Nike EYBL.

SCOTTI ON CRAFT

"Kam is a college-ready scorer. He has a knack for getting his shot, whether it's in transition or creating in the half court. You can run a lot of stuff through him. He is a very mature kid on and off the court. He excels in the classroom and is a great leader. He is super serious about getting better, whether it's getting stronger and improving his body or improving parts of his game."

AT BUFFALO GROVE HIGH SCHOOL

Before moving to Atlanta in 2021 to attend The Skill Factory, Craft earned All-State honors two years in a row at Buffalo Grove High School in Buffalo Grove, Ill. ... Averaged 23 points and seven rebounds as a sophomore, while being named Co-Mid-Suburban League Player of the Year, and followed that up with 27.1 points, 7.5 rebounds and 4.0 assists as a junior ... Scored 1,694 career points at Buffalo Grove ... Basketball coach: Keith Peterson.

PERSONAL

Full name is Kam Hunter Craft ... A business major ... Born April 2, 2004 in Charleston, W.V. ... Parents are Mark Craft and Kama Shaar ... Has one sibling, Keaton.

2022-23

TEAM	DATE	MIN	FG-FGA	3FG-FGA	FT-FTA	O-D-T	PF	A	TO	BLK	STL	PTS
Morgan State	11/7	13	3-5	0-1	0-0	3-3-6	1	0	3	0	2	6
Montana	11/11	14	2-4	0-1	0-0	0-1-1	1	0	0	0	1	4
Fairfield	11/15	12	0-1	0-0	0-0	2-3-5	0	0	2	1	0	0
Indiana	11/18	1	0-0	0-0	0-0	0-0-0	0	0	0	0	0	0
Florida	11/24	DNP										
Duke	11/25	1	0-0	0-0	0-0	0-0-0	0	0	0	0	0	0
Gonzaga	11/27	7	1-1	0-0	0-0	0-1-1	0	1	1	0	0	2
SE Louisiana	11/30	17	4-7	3-5	0-0	0-1-1	3	1	2	0	0	11
West Virginia	12/3	5	0-0	0-0	0-0	0-0-0	1	0	1	0	0	0
at Cincinnati	12/10	2	0-0	0-0	0-0	0-0-0	0	0	0	0	0	0
Southern	12/13	13	3-7	2-5	0-0	0-4-4	0	1	0	0	0	8
at Georgetown	12/16	2	0-1	0-1	0-0	0-1-1	0	0	0	0	0	0
Seton Hall	12/20	DNP										
at St. John's	12/28	DNP										
UConn	12/31	DNP										
at Villanova	1/7	DNP										
Creighton	1/11	DNP										
Marquette	1/15	DNP										
at DePaul	1/18	DNP										
Georgetown	1/21	DNP										
at UConn	1/25	DNP										
at Creighton	1/28	2	0-0	0-0	0-0	0-0-0	0	0	0	0	0	0
Providence	2/1	DNP										
St. John's	2/4	9	3-6	1-4	1-2	0-4-4	2	1	1	0	0	8
at Butler	2/10	1	0-0	0-0	0-0	0-0-0	0	0	0	0	0	0
at Marquette	2/15	DNP										
DePaul	2/18	DNP										
Villanova	2/21	DNP										
at Seton Hall	2/24	DNP										
at Providence	3/1	DNP										
Butler	3/4	DNP										
DePaul	3/9	DNP										
Creighton	3/10	DNP										
Marquette	3/11	DNP										
Kennesaw State	3/17	DNP										
Pitt	3/19	DNP										
Texas	3/24	1	0-0	0-0	0-0	0-0-0	0	0	0	0	0	0

CRAFT'S CAREER NUMBERS AT XAVIER

Season	G-GS	Min/G	FG-FGA	Pct	3FG-FGA	Pct	FT-FTA	Pct	Off	Def	Tot	Avg	PF	FO	A	TO	Blk	Stl	Pts	Avg
2022-23	15-0	101/6.7	16-32	.500	6-17	.353	1-2	.500	5	18	23	1.5	8	0	4	10	1	3	39	2.6
TOTAL	15-0	101/6.7	16-32	.500	6-17	.353	1-2	.500	5	18	23	1.5	8	0	4	10	1	3	39	2.6



#4 CESARE EDWARDS



6-9 • 225

Sophomore • Forward

Hartsville, S.C.

Hartsville

2022-23

Contributed six points on 3-3 shooting, two rebounds and two assists vs. Butler on March 4 ... Played in 23 games, including each of the last 16 games... Played a career-high 18 minutes in the BIG EAST Championship Game vs. Marquette on March 11 ... Had five points and five rebounds at Seton Hall ... Contributed seven points and five rebounds in that DePaul game ... Hit two big shots in three minutes of action at St. John's on Dec. 28 ... Hit 3-4 from the field for six points vs. Southeastern Louisiana on Nov. 30.

2021-22

Played in 11 of the last 14 games, contributing a big 3-pointer in the second half of the Vanderbilt win on March 22 ... Had four points and three rebounds in 10 minutes vs. Seton Hall on Feb. 26 and four points and two rebounds in five minutes vs. Georgetown on March 5 ... Saw his first action since Dec. 8 on Feb. 9 at Seton Hall, contributing eight points on 4-5 shooting in nine minutes of action ... Played a season-high 13 minutes in the Virginia Tech win on Nov. 26 ... Saw the first regular season action of his Xavier career on Nov. 21, contributing three rebounds in nine minutes vs. Norfolk State.

AT HARTSVILLE HIGH SCHOOL

Scored over 1,000 career points and grabbed over 800 career rebounds ... Averaged 17.2 points, 15.0 rebounds, 2.0 assists and 3.0 blocks per game as a senior under head coach Yusef English, while being named Region Co-Player of the Year, 4A Boys SCBCA All-State, North-South All-Star game selection and a nominee for McDonalds All-American ... Averaged two made 3-pointers per game as a senior while shooting 37 percent from behind the arc ... Averaged 15.5 points, 12.7 rebounds, 2.6 blocks and 1.3 assists as a junior ... Earned a four-star and No. 87 composite ranking from 247Sports.

PERSONAL

Full name is Cesare Moray Edwards ... Nicknamed Cae ... Entrepreneurial studies major ... Parents are Tarshia and Joshua Edwards ... Has a brother, Connor ... Born December 26, 2002 in Columbia, S.C.

EDWARDS' CAREER HIGHS AT XAVIER

- Points** – 8 at Seton Hall (Feb. 9, 2022)
- Field Goals Made** – 4 at Seton Hall (Feb. 9, 2022)
- Field Goals Attempted** – 5 vs. DePaul (Feb. 18, 2023) and Seton Hall (Feb. 26, 2022) and at Seton Hall (Feb. 9, 2022)
- 3-Pt Field Goals Made** – 1 vs. Vanderbilt (March 22, 2022) and vs. Ball State (Dec. 8, 2021)
- 3-Pt Field Goals Attempted** – 1 Nine Times
- Free Throws Made** – 3 vs. St. John's (Feb. 4, 2023)
- Free Throws Attempted** – 4 vs. St. John's (Feb. 4, 2023)
- Rebounds** – 6 vs. Marquette (March 11, 2023)
- Assists** – 2 vs. Butler (March 4, 2023)
- Blocks** – 1 Four Times
- Steals** – 1 Six Times
- Minutes** – 18 vs. Marquette (March 11, 2023)

2022-23

TEAM	DATE	MIN	FG-FGA	3FG-FGA	FT-FTA	O-D-T	PF	A	TO	BLK	STL	PTS
Morgan State	11/7	5	1-2	0-1	0-0	0-1-1	2	0	0	0	0	2
Montana	11/11	DNP										
Fairfield	11/15	DNP										
Indiana	11/18	DNP										
Florida	11/24	DNP										
Duke	11/25	DNP										
Gonzaga	11/27	DNP										
SE Louisiana	11/30	6	3-4	0-0	0-0	1-1-2	0	0	0	0	0	6
West Virginia	12/3	DNP										
at Cincinnati	12/10	2	0-1	0-1	0-0	0-1-1	0	0	1	0	0	0
Southern	12/13	7	1-1	0-0	0-0	0-1-1	1	0	2	1	0	2
at Georgetown	12/16	3	1-1	0-0	0-0	0-1-1	0	0	0	0	0	2
Seton Hall	12/20	1	0-0	0-0	0-0	0-1-1	0	0	1	0	0	0
at St. John's	12/28	3	2-3	0-0	0-0	0-0-0	0	0	0	0	0	4
UConn	12/31	DNP										
at Villanova	1/7	DNP										
Creighton	1/11	DNP										
Marquette	1/15	DNP										
at DePaul	1/18	DNP										
Georgetown	1/21	DNP										
at UConn	1/25	DNP										
at Creighton	1/28	6	2-2	0-0	0-0	0-1-1	2	0	1	0	0	4
Providence	2/1	6	0-1	0-0	0-0	0-0-0	1	0	0	0	0	0
St. John's	2/4	10	0-2	0-0	3-4	0-1-1	1	1	0	0	0	3
at Butler	2/10	7	0-0	0-0	0-0	0-3-3	3	0	1	1	0	0
at Marquette	2/15	5	1-1	0-0	0-0	0-1-1	0	1	0	0	0	2
DePaul	2/18	14	3-5	0-0	1-2	3-2-5	2	0	0	0	0	7
Villanova	2/21	5	0-0	0-0	0-0	1-0-1	0	0	1	0	0	0
at Seton Hall	2/24	17	2-4	0-0	1-2	3-2-5	4	0	1	0	0	5
at Providence	3/1	15	1-4	0-0	0-1	3-1-4	3	0	1	1	0	2
Butler	3/4	13	3-3	0-0	0-0	1-1-2	3	2	1	0	0	6
DePaul	3/9	6	0-0	0-0	0-0	0-0-0	1	0	0	0	0	0
Creighton	3/10	11	0-1	0-0	0-0	0-2-2	1	0	1	0	0	0
Marquette	3/11	18	0-1	0-0	1-3	2-4-6	2	1	3	0	1	1
Kennesaw State	3/17	3	0-0	0-0	0-0	0-1-1	1	0	0	0	0	0
Pitt	3/19	7	1-1	0-0	0-0	0-0-0	2	0	0	1	0	2
Texas	3/24	12	1-2	0-0	0-0	1-4-5	1	0	1	0	0	2

EDWARDS' CAREER NUMBERS AT XAVIER

Season	G-GS	Min/G	FG-FGA	Pct	3FG-FGA	Pct	FT-FTA	Pct	Off	Def	Tot	Avg	PF	FO	A	TO	Blk	Stl	Pts	Avg
2021-22	15-0	85/5.7	13-25	.520	2-7	.286	3-8	375	6	15	21	1.4	10	0	0	4	1	5	31	2.1
2022-23	23-0	180/7.8	22-39	.564	0-2	.000	6-12	.500	15	29	44	1.9	30	0	5	15	4	1	50	2.2
TOTALS	38-0	265/7.0	35-64	.547	2-9	.222	9-20	.450	21	44	65	1.7	40	0	5	19	5	6	81	2.1

#2 JEROME HUNTER

6-8 • 215

Senior • Forward
Columbus, Ohio

Pickerington / Indiana U.



2022-23

Averaged a team-high 19.0 ppg. for Xavier's two NCAA Tournament wins, while shooting 66.7 percent (14-21) from the field ... Led all scorers with a career-high 24 points (eight points higher than his previous collegiate high) in the NCAA First Round win over Kennesaw State, while hitting 8-11 from the field and 8-8 from the free-throw line ... Averaged 10.3 ppg. and 5.9 rpg. for the last 15 games after entering the starting lineup to replace the injured Zach Freemantle ... Sixth in the BIG EAST in field goal percentage at 57.5 percent this season compared with 32.2 percent the previous season; only attempted nine 3-pointers compared with an average of 67.3 attempts per season for the previous three seasons ... 12 points, nine rebounds, two assists and a collegiate career-high three blocks at Seton Hall on Feb. 24 ... Posted 12 of his 15 double-figure scoring games against BIG EAST teams ... Second on the team and 12th in the BIG EAST in offensive rebounding at 2.1 orgp. ... 15 points to go with nine rebounds vs. DePaul on Feb. 18 ... Hit 5-6 shots on his way to 14 points vs. Villanova on Feb. 21 ... First start of the season was vs. Providence on Feb. 1, logging 36 minutes with nine points and eight rebounds (seven offensive) ... 11 points at UConn on Jan. 25, 11 points vs. Marquette on Jan. 15 and 12 points vs. Creighton on Jan. 11 ... In the UConn win on Dec. 31 he scored 15 points in 20 minutes, hitting 3-4 from the field and 9-9 free throws to go with five rebounds ... Collegiate career-high 10 rebounds to go with eight points and two blocks at St. John's on Dec. 28 ... 11 points on 4-5 shooting to go with five rebounds, two assists and two blocks vs. Seton Hall on Dec. 20.

2021-22

10 points in the Creighton win on Jan. 15, including a pair of 3-pointers ... Posted a 12-point game at Butler on Jan. 7, including a pair of 3-pointers ... Scored a Xavier career-high 15 points to go with six rebounds and four assists in the Morehead State win on Dec. 15 ... Fifth on the team in rebounding at 2.9 rpg. ... 17 starts.

2020-21 (REDSHIRT SOPHOMORE AT INDIANA)

55 games over two seasons at IU, including 25 games with four starts as a redshirt sophomore ... Four double-figure scoring games, all of which came in Big Ten play: Hit 5-of-6 from the field en route to a career-high 16 points vs. Minnesota on Feb. 17, 12 points to go with seven rebounds at Wisconsin on Jan. 7, 12 points at Purdue on March 6 ... Basketball coach: Archie Miller for his entire Indiana career.

2019-20 (REDSHIRT FRESHMAN AT INDIANA)

Played in 30 games ... Recorded three double-figure scoring games: 12 vs. North Alabama on Nov. 12, 12 vs. Maryland on Jan. 26 and 10 vs. Purdue on Feb. 8 ... Sat out the 2018-19 season as a medical redshirt.

AT PICKERINGTON NORTH (OH) HIGH SCHOOL

Scored 20.2 ppg. and grabbed 10.2 rpg. as a senior while leading his team to a 20-5 record ... First Team All-State selection was rated as the No. 2 player in the State of Ohio ... Basketball coach: Jason Bates.

PERSONAL

Full name is Jerome Hunter ... Nicknamed Rome ... Liberal arts major ... Mom is Nichol Lewis ... Has five siblings: Nasiyah Teague, Solomon Teague, Maleikhi Teague, Kierra Broadus and Jemeila Hunter ... Jemeila is a sprinter on the track team at Bowling Green ... Born December 22, 1999 in Columbus, Ohio.

HUNTER'S CAREER HIGHS AT XAVIER

- *Points – 24 vs. Kennesaw State in NCAA Tournament (3-17-23)
- *Field Goals Made – 8 vs. Kennesaw State in NCAA Tournament (3-17-23)
- *Field Goals Attempted – 12 vs. DePaul (Feb. 18, 2023) and Iowa St. (Nov. 24, 2021)
- 3-Pt Field Goals Made – 2 vs. Creighton (Jan. 15, 2022), at Butler (Jan. 7, 2022), vs. Morehead State (Dec. 15, 2021) and vs. Central Michigan (Dec. 1, 2021)
- *3-Pt Field Goals Attempted – 6 vs. Iowa State (Nov. 24, 2021)
- *Free Throws Made – 9 vs. UConn (Dec. 31, 2022)
- *Free Throws Attempted – 9 vs. UConn (Dec. 31, 2022)
- *Rebounds – 10 at St. John's (Dec. 28, 2022)
- *Assists – 6 vs. Norfolk State (Nov. 21, 2021)
- *Blocks – 3 at Seton Hall (Feb. 24, 2023)
- *Steals – 3 vs. St. John's (Feb. 4, 2023), Ball State (Dec. 8, 2021) and Central Michigan (Dec. 1, 2021)
- *Minutes – 37 at Butler (Feb. 10, 2023)
- * Collegiate career high

HUNTER'S CAREER HIGHS AT INDIANA

- Points – 16 vs. Minnesota (Feb. 17, 2021)
- Field Goals Made – 5 at Purdue (March 6, 2021), vs. Minnesota (Feb. 17, 2021) and at Wisconsin (Jan. 7, 2021)
- Field Goals Attempted – 10 at Purdue (March 6, 2021)
- 3-Pt Field Goals Made – 3 vs. Maryland (Jan. 26, 2020)
- 3-Pt Field Goals Attempted – 6 at Purdue (March 6, 2021), vs. North Alabama (Dec. 13, 2020), vs. Purdue (Feb. 8, 2020) and vs. Maryland (Jan. 26, 2020)
- Free Throws Made – 5 vs. Ohio St. (Jan. 11, 2020)
- Free Throws Attempted – 6 vs. Ohio St. (Jan. 11, 2020)
- Rebounds – 7 at Wisconsin (Jan. 7, 2021) and vs. North Alabama (Dec. 13, 2020)
- Assists – 3 vs. Rutgers (March 11, 2021) and vs. Tennessee Tech (Nov. 25, 2020)
- Blocks – 1 10 times (last vs. Rutgers on March 11, 2021)
- Steals – 2 at Purdue (March 6, 2021), vs. Tennessee Tech (Nov. 25, 2020), vs. Wisconsin (March 7, 2020) and vs. North Alabama (Nov. 12, 2019)
- Minutes – 33 at Purdue (March 6, 2021)

2022-23

TEAM	DATE	MIN	FG-FGA	3FG-FGA	FT-FTA	O-D-T	PF	A	TO	BLK	STL	PTS
Morgan State	11/7	17	5-7	0-0	0-0	1-1 5-4-9	4	2	0	2	1	11
Montana	11/11	9	0-0	0-0	0-0	0-1-1	4	1	2	0	0	0
Fairfield	11/15	7	0-1	0-0	0-0	1-1-2	3	0	2	1	0	0
Indiana	11/18	4	0-0	0-0	0-0	0-0-0	1	0	0	0	0	0
Florida	11/24	4	0-2	0-0	0-0	2-0-2	2	0	0	0	0	0
Duke	11/25	7	1-1	0-0	0-1	2-0-2	1	0	0	0	0	2
Gonzaga	11/27	11	1-1	0-0	0-0	0-2-2	4	2	0	0	0	2
SE Louisiana	11/30	17	4-5	0-0	1-1	2-1-3	3	0	0	0	0	9
West Virginia	12/3	16	2-3	0-0	2-2	2-3-5	4	1	1	0	0	6
at Cincinnati	12/10	12	1-2	0-1	0-0	0-3-3	1	2	0	0	0	2
Southern	12/13	16	2-3	0-0	0-0	1-2-3	1	0	2	1	0	4
at Georgetown	12/16	9	2-4	0-0	0-2	0-0-4	0	0	0	0	0	4
Seton Hall	12/20	17	4-5	0-0	3-4	2-3-5	2	2	1	2	0	11
at St. John's	12/28	15	3-7	0-0	2-4	7-3-10	3	1	2	2	1	8
UConn	12/31	20	3-4	0-0	9-9	3-2-5	2	0	0	0	0	15
at Villanova	1/7	18	1-4	0-0	0-0	1-2-3	1	1	1	0	0	2
at Creighton	1/11	21	5-8	1-2	1-1	1-2-3	1	0	0	0	1	12
Marquette	1/15	22	5-8	0-0	1-1	2-2-4	2	2	2	0	0	11
at DePaul	1/18	17	4-6	0-0	2-2	2-3-5	5	1	0	0	2	10
Georgetown	1/21	19	4-7	0-0	0-1	3-2-5	0	3	1	0	0	8
at UConn	1/25	25	5-6	0-0	1-1	1-2-3	2	2	0	1	0	11
at Creighton	1/28	18	2-8	0-1	2-2	0-0-2	2	0	0	0	1	6
Providence	2/1	36	3-7	0-1	3-8	7-1-8	1	1	1	1	0	9
St. John's	2/4	32	4-7	0-0	2-4	2-4-6	1	4	3	0	3	10
at Butler	2/10	37	3-6	0-0	0-1	4-3-7	2	2	4	0	0	6
at Marquette	2/15	30	3-5	0-0	4-4	0-5-5	2	3	1	0	0	10
DePaul	2/18	27	7-12	0-1	1-2	2-7-9	1	0	0	0	1	15
Villanova	2/21	28	5-6	0-0	4-4	3-1-4	3	2	1	0	0	14
at Seton Hall	2/24	33	5-10	0-1	2-2	5-4-9	2	2	4	3	1	12
at Providence	3/1	28	3-5	0-0	1-2	0-3-3	2	3	1	0	7	7
Butler	3/4	32	3-5	0-0	3-7	2-3-5	3	2	1	1	1	9
DePaul	3/9	28	2-5	0-0	1-3	0-0-4	4	2	1	0	1	5
Creighton	3/10	29	3-7	0-2	0-0	1-7-8	2	2	1	0	0	6
Marquette	3/11	25	5-9	0-0	0-1	6-2-8	2	2	0	0	0	10
Kennesaw State	3/17	31	8-11	0-0	8-8	1-4-5	3	0	1	1	1	24
Pitt	3/19	27	6-10	0-0	2-2	3-2-5	3	2	2	0	1	14
Texas	3/24	26	1-3	0-0	1-2	3-4-7	0	1	1	0	0	3

HUNTER'S COLLEGIATE CAREER NUMBERS

Season	G-GS	Min/G	FG-FGA	Pct	3FG-FGA	Pct	FT-FTA	Pct	Off	Def	Tot	Avg	PF	FO	A	TO	Blk	Stl	Pts	Avg
2019-20*	30-0	431/14.4	36-103	.350	19-63	.302	24-32	.750	15	47	62	2.1	39	1	9	26	7	11	115	3.8
2020-21*	25-4	487/19.5	59-136	.434	25-73	.342	14-27	.519	14	61	75	3.0	49	1	15	22	3	9	157	6.3
2021-22	35-17	533/15.2	48-149	.322	14-66	.212	32-43	.744	30	71	101	2.9	53	0	21	34	5	19	142	4.1
2022-23	37-15	770/20.8	115-200	.575	1-9	.111	57-82	.695	76	88	164	4.4	84	1	47	38	16	15	288	7.8
TOTAL*	127-36	2221/17.5	258-588	.439	59-211	.280	127-184	.690	135	267	402	3.2	225	3	92	120	31	54	702	5.5

* Includes statistics from Indiana University



#3
COLBY
JONES

6-6 • 205
Junior • Guard
Birmingham, Ala.
Mountain Brook



JONES' CAREER HIGHS AT XAVIER

Points – 29 at Providence (March 1, 2023)
Field Goals Made – 10 vs. DePaul (March 9, 2023) and at Providence (March 1, 2023)
Field Goals Attempted – 19 vs. DePaul (March 9, 2023)
3-Pt Field Goals Made – 4 vs. Florida (Nov. 24, 2022)
3-Pt Field Goals Attempted – 7 vs. Niagara (Nov. 9, 2021)
Free Throws Made – 9 vs Morgan State (Nov. 7, 2022)
Free Throws Attempted – 12 vs. Morgan State (Nov. 7, 2022)
Rebounds – 14 vs. Pittsburgh (March 19, 2023)
Assists – 9 vs. Morgan State (Nov. 7, 2022)
Blocks – 3 vs. Seton Hall (Dec. 20, 2022), Morgan State (Nov. 7, 2022) and Norfolk State (Nov. 21, 2021)
Steals – 4 vs. DePaul (Feb. 18, 2023) and Florida (March 20, 2022), at Seton Hall (Feb. 9, 2022), at DePaul (Jan. 19, 2022) and vs. Butler (Feb. 21, 2021)
Minutes – 50 at Providence (Feb. 23, 2022)

2022-23

Selected to the All-BIG EAST Second Team by the league coaches and by the Associated Press ... NABC All-District 5 Second Team ... Second on the team in scoring at 15.0 ppg. (11th in the BIG EAST) and rebounds (17th in the BIG EAST at 5.7 rpg.) ... Led the team in assists at 4.4 apg. (seventh in the BIG EAST) ... Contributed 10 points, a career-high 14 rebounds and seven assists in the win over Pittsburgh on March 19 ... Named to the All-BIG EAST Tournament team after averaging 14.3 ppg. and 7.0 rpg. for XU's three games ... Posted a double-double (14 points and 10 rebounds) vs. Creighton on March 10 ... Joined the Xavier 1,000 Point Club during his 22-point game (18 in the second half) vs. DePaul in the BIG EAST Tournament on March 9 ... 32 double-figure scoring games, including a career-high 29 points on 10-11 shooting (3-3 from 3-point territory) at Providence on March 1 ... 19 points at Seton Hall on Feb. 24, 20 vs. Providence on Feb. 1, 20 at UConn on Jan. 25 and 20 on 8-11 shooting on Jan. 21 vs. Georgetown.

PLENTY OF HONORS FOR 2022-23 SEASON

All-BIG EAST Second Team ... Made the late season Julius Erving Award Top 10 Candidate List ... BIG EAST Conference Player of the Week on March 5, the third time this season that Jones has earned a weekly award, having twice been named to the BIG EAST Honor Roll ... Won the honor after averaging 24.5 points, 8.5 rebounds and 4.0 assists in wins at Providence on March 1 and vs. Butler on March 4, while shooting an incredible 85.7 percent (18-21) from the field ... On the BIG EAST Conference Honor Roll on Jan. 30 after averaging 16.5 points, 4.0 assists, 3.0 rebounds and 2.0 steals for games at UConn on Jan. 25 and at Creighton on Jan. 28; also earned a spot on the BIG EAST Honor Roll this season on Nov. 28 after averaging 18.0 points, 6.3 rebounds, 5.0 assists and 1.3 steals per game vs. Florida, Duke and Gonzaga at the Phil Knight Legacy Nov. 24-27; shot .900 (9-10) from 3-point for the tournament ... 22 points to go with seven rebounds and seven assists vs. Gonzaga on Nov. 27 ... 22 points on the strength of a career-high four 3-pointers vs. Florida on Nov. 24; hit 8-12 from the field, including 4-5 3-pointers ... 13 points, seven rebounds, six assists, three steals and two blocks vs. Indiana on Nov. 18 ... 15 points and a career-high nine assists vs. Morgan State on Nov. 7.

2021-22 ... NIT MOST OUTSTANDING PLAYER

Named NIT Most Outstanding Player after averaging a team-high 14.8 ppg. to go with 6.0 rpg. for XU's five NIT wins, including a team-high and career-high 21 points on 9-13 shooting in the championship game win over Texas A&M on March 31 ... Second on the team and 11th in the BIG EAST in rebounding at 7.3 rpg. ... Third on the team in scoring at 11.6 ppg. and second in assists (13th in the BIG EAST) at 3.2 apg. ... Led the team in steals at 1.5 spg. (seventh in the BIG EAST), including a career-high tying four at Seton Hall on Feb. 9 and vs. Florida on March 20 ... Showed his versatility with 16 points, six rebounds, a career-high tying seven assists, two blocks and two steals in the March 5 win over Georgetown and 16 points, eight rebounds and four assists vs. St. Bonaventure on March 29 ... Had at least 12 rebounds in five games: 12 vs. Providence on Jan. 26 and 12 at Oklahoma State on Dec. 5, 12 vs. Iowa State on Nov. 24, a career-high 13 vs. Norfolk State on Nov. 21 and 12 vs. Ohio State on Nov. 18 ... Led the team in double-figure rebounding games (8) and tied for the team lead in double-doubles (5), including 20 points on 8-10 shooting to go with 10 rebounds and four assists vs. Seton Hall on Feb. 26 and his 14-point, 11-rebound game at Providence on Feb. 23 ... 17 points

and 12 rebounds to go with four assists and three steals in the win at Oklahoma State on Dec. 5 ... 19 points and eight rebounds in the Kent State win on Nov. 12 ... BIG EAST Honor Roll on Jan. 17 for his efforts in games vs. Villanova on Jan. 12 and Creighton on Jan. 15; 11.5 ppg. and 9.5 rpg. for the week.

FRESH START AT XAVIER (2020-21)

Selected to the BIG EAST All-Freshman Team by the league coaches ... Started the last six games and 11 games overall ... Just missed a double-double in his first career BIG EAST Tournament game, contributing 10 points and nine rebounds to go with four assists vs. Butler on March 10.

PERSONAL

Full name is Colby Everette Jones ... Nicknamed Colb or Colby Cheese ... Entrepreneurial studies major ... Parents are Lesley Bryant and Chad Jones ... Dad played basketball at UAB ... Siblings are Marcus, Cairon, Trent and Christian ... Cairon (C.J.) played basketball at Arkansas and Middle Tennessee State before turning pro ... Born May 28, 2002 in Birmingham, Ala.

2022-23


TEAM	DATE	MIN	FG-FGA	3FG-FGA	FT-FTA	O-D-T	PF	A	TO	BLK	STL	PTS
Morgan State	11/7	26	3-8	0-1	9-12	3-3-6	1	9	4	3	3	15
Montana	11/11	27	3-6	0-0	6-6	1-1-2	2	5	1	0	0	12
Fairfield	11/15	DNP										
Indiana	11/18	36	4-11	0-3	5-6	2-5-7	5	6	2	2	3	13
Florida	11/24	37	8-12	4-5	2-2	1-4-5	0	4	2	0	2	22
Duke	11/25	39	4-9	2-2	0-0	2-5-7	2	4	2	0	1	10
Gonzaga	11/27	37	8-15	3-3	3-3	2-5-7	3	7	2	0	1	22
SE Louisiana	11/30	25	6-11	2-5	2-2	1-3-4	0	7	3	1	2	16
West Virginia	12/3	33	4-10	0-1	6-7	2-1-3	4	4	2	0	0	14
at Cincinnati	12/10	35	5-10	1-3	4-6	3-4-7	2	4	3	0	2	15
Southern	12/13	25	3-8	2-5	2-4	1-2-3	0	6	0	0	1	10
at Georgetown	12/16	34	6-10	0-2	0-2	0-4-4	3	8	1	1	0	12
Seton Hall	12/20	35	6-11	1-4	3-3	1-7-8	2	6	1	3	1	16
at St. John's	12/28	35	2-6	1-2	2-3	1-5-6	3	4	5	0	3	7
UConn	12/31	35	7-10	2-4	0-0	1-3-4	1	5	4	0	2	16
at Villanova	1/7	33	5-8	1-3	0-0	0-4-4	2	6	5	2	1	11
Creighton	1/11	37	9-15	2-4	0-2	0-4-4	2	3	3	1	1	20
Marquette	1/15	35	6-14	1-3	0-1	4-4-8	3	5	3	2	1	13
at DePaul	1/18	32	3-14	0-5	2-2	0-4-4	4	2	1	0	0	8
Georgetown	1/21	28	8-11	3-5	1-4	0-2-2	4	3	2	0	1	20
at UConn	1/25	37	8-16	3-6	1-1	2-0-2	2	4	6	0	1	20
at Creighton	1/28	37	6-14	0-3	1-2	2-2-4	2	4	2	1	3	13
Providence	2/1	41	9-16	1-3	1-4	1-2-3	2	2	1	0	2	20
St. John's	2/4	29	7-8	3-4	2-3	0-8-8	2	4	2	1	1	19
at Butler	2/10	37	7-12	1-3	2-5	1-7-8	2	2	3	0	3	17
at Marquette	2/15	38	5-8	1-3	2-3	1-7-8	2	5	0	0	1	13
DePaul	2/18	32	5-13	2-5	2-3	3-1-4	2	2	0	0	4	14
Villanova	2/21	38	2-10	0-5	0-2	0-7-7	1	7	2	0	1	4
at Seton Hall	2/24	20	5-10	2-6	7-8	1-1-2	2	1	2	0	0	19
at Providence	3/1	37	10-11	3-3	6-7	0-9-9	1	4	0	0	0	29
Butler	3/4	39	8-10	0-1	4-6	3-5-8	3	4	4	0	1	20
DePaul	3/9	35	10-19	1-4	1-3	2-4-6	3	2	4	0	3	22
Creighton	3/10	35	7-13	0-1	0-0	3-7-10	0	2	0	1	1	14
Marquette	3/11	37	3-11	0-3	1-3	0-5-5	2	2	3	0	0	7
Kennesaw State	3/17	36	4-13	0-2	4-8	1-5-6	4	4	2	0	1	12
Pitt	3/19	37	4-9	2-3	0-1	0-14-14	2	7	1	1	0	10
Texas	3/24	36	7-15	1-4	0-0	0-7-7	2	6	4	2	0	15

JONES' CAREER NUMBERS AT XAVIER

Season	G-GS	Min/G	FG-FGA	Pct	3FG-FGA	Pct	FT-FTA	Pct	Off	Def	Tot	Avg	PF	FO	A	TO	Blk	Stl	Pts	Avg
2020-21	15-11	416/27.7	39-84	.464	9-27	.333	28-37	.757	23	49	72	4.8	35	0	44	26	4	19	115	7.7
2021-22	35-35	1172/33.5	143-296	.483	21-72	.292	100-147	.680	84	172	256	7.3	78	1	111	69	19	54	407	11.6
2022-23	36-36	1223/34.0	207-407	.509	45-119	.378	81-124	.653	45	161	206	5.7	77	1	158	84	20	47	540	15.0
TOTALS	86-82	2811/32.7	389-787	.494	75-218	.344	209-308	.679	152	382	534	6.2	190	2	313	179	43	120	1062	12.3



#5
**ADAM
KUNKEL**



6-4 • 185
Senior • Guard
Hebron, Ky.
Cooper / Belmont U.

2022-23

20 double-figure scoring games, including 15 points on the strength of a Xavier NCAA record five 3-pointers (all in the first half) vs. Pittsburgh on March 19 ... Followed that up with a game-high 21 points on 8-10 shooting (tied Xavier NCAA record with five 3-pointers; 5-6 3-pointers) vs. Texas on March 24 ... 18 points in the Butler win on March 4, 16 in the BIG EAST Tournament win over DePaul on March 9 and 14 vs. Marquette in the BIG EAST Championship Game on March 11 ... Four 3-pointers on his way to 16 points to go with a career-high tying eight assists in the win over DePaul on Feb. 18, 10 points and three assists vs. Villanova on Feb. 21 and 13 points at Seton Hall on Feb. 24 ... Fourth on the team in scoring at 10.9 ppg. ... 10th in the BIG EAST in 3-point field goals per game at 1.9 and led the team and was second in the BIG EAST in 3-point field goal percentage at .425 (68-160) ... 14 points and seven assists in the win over Georgetown on Jan. 21 ... 3-4 3-pointers on his way to 15 points at Villanova on Jan. 7 and 5-7 3-pointers at Georgetown on Dec. 16 for 15 points ... 12 points, including two big free throws with 16 seconds left, vs. Marquette on Jan. 15 ... Scored 11 points vs. West Virginia on Dec. 3 ... 12 points vs. Duke on Nov. 25 before leaving with an injury ... 11 points vs. Florida on Nov. 24 ... 13 points (three 3-pointers) vs. Indiana on Nov. 18.

2021-22

Passed 1,000 collegiate career points during his 18-point game vs. St. Bonaventure on March 29 ... Led Xavier with 14 points and four steals vs. Cleveland State on March 15 ... 14 points vs. Vanderbilt on March 22, including the driving layup that put XU ahead 74-72 with 57 seconds left ... Hit three 3-pointers on his way to 12 points to go with a Xavier career-high eight assists vs. Georgetown on March 5 ... 25 points on 8-12 shooting at Butler on Jan. 7 ... Team-high 20 points, including four 3-pointers, at Providence on Feb. 23 ... Second on the team in 3-point field goals at 1.6 per game ... BIG EAST Honor Roll after scoring a game-high 25 points on 8-12 shooting (4-8 3-pointers) at Butler on Jan. 7 ... BIG EAST Honor Roll after averaging 18.0 ppg in wins over Ohio State on Nov. 18 and Norfolk State on Nov. 21 ... Collegiate career-high eight 3-pointers (8-10) on his way to a Xavier career-high 26 points vs. Norfolk State on Nov. 21; the school record is nine.

MAKING AN IMPACT IN HIS FIRST SEASON AS A MUSKETEER (2020-21)

Scored 12 points in the Creighton win on Feb. 27, including 10 in the decisive second half ... Made his first start as a Musketeer on Jan. 30 at Butler, contributing 15 points on 6-9 shooting, including 3-3 from 3-point range ... Scored 22 points in 17 minutes, hitting 7-9 from the field, including the game-winning 3-pointer vs. Marquette on Dec. 20 in just his third game as a Musketeer ... That big shot vs. Marquette earned him the top play on ESPN SportsCenter's Top 10.

AS A BELMONT SOPHOMORE (2019-20)

Started all 33 games and was the leading scoring for a Belmont team that finished 26-7 overall and won the OVC regular season title for a second straight year; also won the OVC Tournament, which would have put his team in the NCAA Tournament for the second straight year but COVID-19 cancelled March Madness ... Seventh in the OVC in points per game (16.5 ppg.), second in 3-point field goals made (83) and second in free throw percentage (.821) ... 2019-20 Lou Henson All-America Team selection ... NABC All-District ... All-OVC First Team ... OVC All-Tournament Team ... Basketball coach: Casey Alexander.

PERSONAL

Full name is Adam Terrence Kunkel ... Nicknamed AK or Kunk ... Sport management major ... Parents are Greg and Patti Kunkel; father played football at Kentucky ... Two siblings, Jared and Tyler ... Born Dec. 9, 1999 in Erlanger, Ky.

KUNKEL'S CAREER HIGHS AT XAVIER

Points – 26 vs. Norfolk State (Nov. 21, 2021)
Field Goals Made – 9 vs. Norfolk State (Nov. 21, 2021)
Field Goals Attempted – 18 at Providence (Feb. 23, 2022)
3-Pt Field Goals Made – 8 vs. Norfolk State (Nov. 21, 2021)
3-Pt Field Goals Attempted – 11 vs. St. Bonaventure (March 29, 2022)
Free Throws Made – 6 vs. Butler (March 4, 2023) and Marquette (Dec. 20, 2020)
Free Throws Attempted – 6 vs. Butler (March 4, 2023), vs. Seton Hall (Feb. 26, 2022), at Butler (Jan. 7, 2022) and vs. Marquette (Dec. 20, 2020)
Rebounds – 7 at Creighton (Jan. 28, 2023) and vs. Butler (Feb. 2, 2022)
Assists – 8 vs. DePaul (Feb. 18, 2023) and Georgetown (March 5, 2022)
Blocks – 1 11 Times
Steals – 4 at Marquette (Feb. 15, 2023) and vs. Cleveland St. (March 15, 2022)
Minutes – 40 vs. St. Bonaventure (March 29, 2022)

KUNKEL'S CAREER HIGHS AT BELMONT

Points – 35 at Boston College (Nov. 16, 2019)
Field Goals Made – 10 vs. Samford (Nov. 11, 2019), at Boston College (Nov. 16, 2019), vs. Lipscomb (Dec. 03, 2019), vs. Kennesaw State (Dec. 18, 2019) and vs. Jacksonville St. (Feb. 15, 2020)
Field Goals Attempted – 21 vs. Alabama (Dec. 21, 2019)
3-Pt Field Goals Made – 7 vs. Samford (Nov. 11, 2019)
3-Pt Field Goals Attempted – 11 vs. Samford (Nov. 11, 2019)
Free Throws Made – 10 at Boston College (Nov. 16, 2019)
Free Throws Attempted – 10 at Boston College (Nov. 16, 2019)
Rebounds – 6 vs. Eastern Kentucky (Jan. 16, 2020), at Austin Peay (Jan. 25, 2020), at Tenn. Tech (Jan. 30, 2020) and vs. Eastern Kentucky (March 6, 2020)
Assists – 8 at Southeast Missouri (Jan. 9, 2020)
Steals – 3 vs. Trevecca (Nov. 20, 2018), Alabama (Dec. 21, 2019) and Murray State (Feb. 6, 2020)

2022-23

TEAM	DATE	MIN	FG-FGA	3FG-FGA	FT-FTA	O-D-T	PF	A	TO	BLK	STL	PTS
Morgan State	11/7	11	2-2	1-1	0-0	0-0-0	1	1	0	0	0	5
Montana	11/11	18	3-5	1-3	0-0	0-0-0	2	2	0	0	3	7
Fairfield	11/15	33	8-13	4-8	1-1	0-1-1	2	2	2	0	2	21
Indiana	11/18	28	5-11	3-5	0-0	0-0-0	3	3	1	0	1	13
Florida	11/24	31	5-10	1-4	0-0	0-2-2	3	5	1	0	1	11
Duke	11/25	17	4-8	1-3	3-3	0-4-4	4	1	2	0	1	12
Gonzaga	11/27	DNP										
SE Louisiana	11/30	DNP										
West Virginia	12/3	36	4-10	1-4	2-2	0-4-4	2	3	2	1	1	11
at Cincinnati	12/10	37	2-8	2-5	0-0	0-2-2	2	2	2	0	2	6
Southern	12/13	24	3-7	1-5	0-1	0-3-3	2	3	4	1	0	7
at Georgetown	12/16	30	5-7	1-7	3-4	1-1-2	3	3	0	0	8	8
Seton Hall	12/20	34	2-9	1-7	3-4	1-1-2	3	3	0	0	8	8
at St. John's	12/28	32	3-8	1-4	0-0	0-1-1	3	2	1	0	1	7
UConn	12/31	33	2-7	0-2	1-2	0-1-1	2	3	2	0	2	5
at Villanova	1/7	34	4-6	3-4	4-4	0-5-5	2	3	4	0	1	15
Creighton	1/11	22	2-6	1-3	2-2	2-2-4	4	2	3	0	0	7
Marquette	1/15	32	4-10	2-7	2-2	0-4-4	2	4	2	0	0	12
at DePaul	1/18	31	6-12	2-7	0-0	0-2-2	1	4	0	0	0	14
Georgetown	1/21	32	6-9	2-2	0-0	1-3-4	3	7	1	1	1	14
at UConn	1/25	33	1-5	1-3	0-0	0-0-0	3	4	1	0	2	3
at Creighton	1/28	28	6-9	1-2	0-0	1-6-7	0	2	2	0	1	13
Providence	2/1	29	2-5	2-3	0-0	0-1-1	4	5	1	1	0	6
St. John's	2/4	27	3-7	1-4	0-0	0-4-4	3	4	1	0	1	7
at Butler	2/10	36	5-9	2-6	1-2	0-2-2	4	3	2	0	1	13
at Marquette	2/15	28	3-11	1-4	0-0	0-3-3	5	2	4	0	4	7
DePaul	2/18	36	5-12	4-8	2-2	1-4-5	1	8	2	0	2	16
Villanova	2/21	37	4-10	2-6	0-0	0-4-4	1	3	2	0	1	10
at Seton Hall	2/24	29	4-8	3-5	2-2	0-5-5	5	2	3	0	1	13
at Providence	3/1	24	1-6	0-2	0-0	0-1-1	5	3	0	0	1	2
Butler	3/4	32	5-12	2-5	6-6	0-4-4	1	4	2	0	1	18
DePaul	3/9	38	5-10	2-5	4-4	0-1-1	2	2	1	0	0	16
Creighton	3/10	29	4-7	0-1	0-0	0-4-4	1	2	2	1	1	8
Marquette	3/11	35	5-17	4-9	0-0	0-4-4	3	1	1	0	1	14
Kennesaw State	3/17	35	3-5	1-2	1-2	0-4-4	4	6	1	0	1	8
Pitt	3/19	37	5-11	5-8	0-0	0-4-4	3	3	1	0	3	15
Texas	3/24	34	8-10	5-6	0-0	0-1-1	4	1	1	0	1	21

KUNKEL'S COLLEGIATE CAREER NUMBERS

Season	G-GS	Min/G	FG-FGA	Pct	3FG-FGA	Pct	FT-FTA	Pct	Off	Def	Tot	Avg	PF	FO	A	TO	Blk	Stl	Pts	Avg
2018-19*	25-0	234/9.4	17-53	.321	11-40	.275	13-15	.867	2	14	16	0.6	22	0	17	9	2	11	58	2.3
2019-20*	33-33	982/29.8	188-434	.433	83-213	.390	87-106	.821	16	77	93	2.8	76	2	87	58	7	30	546	16.5
2020-21	16-4	300/18.8	43-108	.398	18-68	.265	8-9	.889	1	19	20	1.3	28	0	26	14	3	16	112	7.0
2021-22	34-4	781/23.0	102-273	.374	54-162	.333	40-53	.755	4	72	76	2.2	59	1	61	34	3	27	298	8.8
2022-23	35-32	1064/30.4	139-302	.460	68-160	.425	34-39	.872	6	90	96	2.7	95	4	105	58	5	38	380	10.9
TOTALS*	143-73	3361/23.5	489-1170	.418	234-643	.364	182-222	.820	29	272	301	2.1	280	7	296	173	20	122	1394	9.7

* Includes statistics from Belmont University

#22
DIEONTE
MILES

7-0 • 240

Junior • Forward

Walton, Ky.

Walton-Verona



MILES' CAREER HIGHS AT XAVIER

Points – 12 vs. Oakland (Nov. 25, 2020)
Field Goals Made – 6 vs. Oakland (Nov. 25, 2020)
Field Goals Attempted – 8 vs. Oakland (Nov. 25, 2020)
3-Pt Field Goals Attempted – 1 vs. Oakland (Nov. 25, 2020)
Free Throws Made – 3 vs. Southeastern La. (Nov. 30, 2022) and at Oklahoma State (Dec. 5, 2021)
Free Throws Attempted – 5 vs. Southeastern La. (Nov. 30, 2022), at Oklahoma State (Dec. 5, 2021), vs. Central Michigan (Dec. 1, 2021) and vs. Norfolk State (Nov. 21, 2021)
Rebounds – 7 vs. Niagara (Nov. 9, 2021)
Assists – 3 vs. Oakland (Nov. 25, 2020)
Blocks – 3 vs. Ball State (Dec. 8, 2021)
Steals – 1 Four Times
Minutes – 25 vs. Kent State (Nov. 12, 2021)

2022-23

Contributed seven points and five rebounds in 13 minutes of action vs. Southeastern Louisiana on Nov. 30 ... Played 10 minutes vs. Montana on Nov. 11 and nine vs. Gonzaga on Nov. 27.

2021-22

Made his first nine career starts in the first 13 games ... Sat out three games (Virginia Tech, Morehead State and at DePaul) with illness Second on the team in blocks at 0.8 bpg. ... Played 20 minutes vs. Niagara on Nov. 9, contributing nine points, seven rebounds and two blocks; all of his points and all but one rebound came in the second half.

AS A FRESHMAN (2020-21)

Scored a career-high 12 points on 6-8 shooting in the win over Oakland on Nov. 25 to go with three assists and two blocked shots ... Logged four minutes vs. UConn on Feb. 13 ... Injury limited him to eight games.

AS A FRESHMAN (2019-20)

Sat out the season as a redshirt.

AT WALTON-VERONA HIGH SCHOOL

Three-star prospect ... Kentucky "Mr. Basketball" candidate along with XU teammate KyKy Tandy ... First Team All-State (*Louisville Courier-Journal*) and First Team All-Region, while earning Eighth Region Player of the Year (Kentucky Association of Basketball Coaches), 32nd District MVP honors and NKCK Conference Player of the Year ... Cincinnati.com First Team Kentucky All-Star ... Averaged 14.7 points, 6.7 rebounds, 4.0 blocks and 3.0 assists as a senior, while shooting 64.4 percent from the field ... Led Walton-Verona to the state tournament for the first time since 1942 ... Finished his career with a school-record 350 blocks despite missing the majority of his junior year with a shoulder injury ... Led his team to three straight All-"A" Region Championships and three straight District Championships ... Team finished 28-7, falling in the state quarterfinals to Campbell County despite a state-tournament record 12 blocks from Miles MVP of the 8th Region Tournament, while leading his team to its first title in 77 years ... MVP of the All-"A" Regional Tournament and Sweet 16 All-Tournament Team honors ... Basketball coach: Grant Brannen.

PERSONAL

Full name is Dieonte Alexander Miles ... Nicknamed Raff (as in Giraffe) ... Liberal arts major ... Parents are Roman and Tiechia Miles ... Siblings are Jasmine, Johnasia, Matthew and Melanie ... Born on August 23, 2001 in Walton, Ky.

2022-23


TEAM	DATE	MIN	FG-FGA	3FG-FGA	FT-FTA	O-D-T	PF	A	TO	BLK	STL	PTS
Morgan State	11/7	4	0-1	0-0	0-3	1-0-1	0	0	0	0	0	0
Montana	11/11	10	1-1	0-0	0-2	1-1-2	1	0	1	0	1	2
Fairfield	11/15	4	0-0	0-0	0-0	0-0-0	1	0	0	1	0	0
Indiana	11/18	7	0-0	0-0	0-0	0-0-0	1	0	1	1	0	0
Florida	11/24	6	1-1	0-0	0-0	0-0-0	2	0	0	0	0	2
Duke	11/25	5	0-0	0-0	0-0	0-1-1	1	0	0	0	0	0
Gonzaga	11/27	9	1-1	0-0	0-2	1-0-1	1	1	1	0	1	2
SE Louisiana	11/30	13	2-5	0-0	3-5	1-4-5	1	1	0	0	0	7
West Virginia	12/3	3	0-0	0-0	0-0	0-0-0	1	0	0	0	0	0
at Cincinnati	12/10	DNP										
Southern	12/13	8	0-2	0-0	0-0	2-2-4	0	0	1	0	0	0
at Georgetown	12/16	DNP										
Seton Hall	12/20	DNP										
at St. John's	12/28	DNP										
UConn	12/31	DNP										
at Villanova	1/7	DNP										
Creighton	1/11	DNP										
Marquette	1/15	DNP										
at DePaul	1/18	DNP										
Georgetown	1/21	DNP										
at UConn	1/25	DNP										
at Creighton	1/28	DNP										
Providence	2/1	DNP										
St. John's	2/4	4	0-1	0-0	0-0	0-0-0	0	0	0	0	0	0
at Butler	2/10	DNP										
at Marquette	2/15	DNP										
DePaul	2/18	4	0-1	0-0	0-2	1-0-1	3	0	1	0	0	0
Villanova	2/21	DNP										
at Seton Hall	2/24	DNP										
at Providence	3/1	DNP										
Butler	3/4	DNP										
DePaul	3/9	DNP										
Creighton	3/10	DNP										
Marquette	3/11	DNP										
Kennesaw State	3/17	DNP										
Pitt	3/19	DNP										
Texas	3/24	DNP										

MILES' CAREER NUMBERS AT XAVIER

Season	G-GS	Min/G	FG-FGA	Pct	3FG-FGA	Pct	FT-FTA	Pct	Off	Def	Tot	Avg	PF	FO	A	TO	Blk	Stl	Pts	Avg
2020-21	8-0	52/6.5	10-14	.714	0-1	.000	1-4	.250	4	6	10	1.3	6	0	4	2	7	0	21	2.6
2021-22	18-9	155/8.6	10-19	.526	0-0	.000	8-22	.364	11	20	31	1.7	26	0	2	6	14	2	28	1.6
2022-23	12-0	78/6.5	5-13	.385	0-0	.000	3-14	.214	7	8	15	1.3	12	0	2	5	2	2	13	1.1
TOTALS	38-9	285/7.5	25-46	.543	0-1	.000	12-40	.300	22	34	56	1.5	44	0	8	13	23	4	62	1.6



#24 JACK NUNGE



7-0 • 245
Grad Student • Forward
Newburgh, Ind.
Castle / Univ. of Iowa

2022-23

All-BIG EAST Honorable Mention selection by the league coaches ... Third on the team in scoring (14.2 ppg., which is 14th in the BIG EAST) including his team-high 18-point game (8-12 shooting) vs. Pittsburgh on March 19 ... Led the team in rebounding (fourth in the BIG EAST at 7.8 rpg.), including 11 rebounds with 10 points in the Kennesaw State win on March 17 and 15 points with 11 rebounds vs. Texas on March 24, securing his team-high 11th and 12th double-doubles of the season (21 for his career) ... 23 points and 10 rebounds vs. DePaul on March 9 ... 23-point, 14-rebound game vs. Providence on Feb. 1 and an 18-point, 10-rebound game vs. DePaul on Feb. 18 ... Led XU and was fourth in the BIG EAST in offensive rebounding at 2.8 orgp. ... Third on the team and 11th in the BIG EAST in 3-point percentage at .392 (40-102) ... 15 points and 12 rebounds vs. Creighton on Jan. 11, 16 points and 13 rebounds vs. Marquette on Jan. 15, and 16 points and 13 rebounds at DePaul on Jan. 18 ... First on the team in blocks at 1.2 bpg. (ninth in the BIG EAST), including a game-saving block with four seconds left in the Kennesaw State win on March 17 ... Scored in double figures in 36 of his last 45 games, including 28 this past season.

NATIONAL AND BIG EAST HONOR ROLL

2022-23 BIG EAST Conference Men's Basketball Scholar-Athlete of the Year ... All-BIG EAST Honorable Mention honors ... Made the Late Season Kareem Abdul-Jabbar Award List Top 10 ... BIG EAST Conference Player of the Week for the second time this season on Feb. 6 for his efforts in wins over Providence on Feb. 1 and St. John's on Feb. 4, averaging 22.0 points, 8.5 rebounds, 4.5 assists and 1.5 blocks and shooting 63.0 percent (17-27) for the week, including .778 (7-9) from 3-point range ... BIG EAST Player of the Week on Jan. 2 for his efforts in wins at St. John's on Dec. 28 and vs. UConn on Dec. 31, averaging 19.0 points, 7.5 rebounds and 3.0 assists, while shooting 68.2 percent (15-22) from the field ... 15 points and 12 rebounds in the Creighton win on Jan. 11 ... Had a double-double with game highs of 23 points (10-14 shooting) and 12 rebounds at St. John's ... 18-point, 12-rebound game at Georgetown on Dec. 16 and a 17-point, 14-rebound game vs. West Virginia on Dec. 3 ... Passed 1,000 collegiate points during his 18-point game at Cincinnati on Dec. 10 ... 16 points with nine rebounds in the Florida win on Nov. 24 ... Game-high 25 points vs. Gonzaga on Nov. 27 on 11-16 shooting from the field.

2021-22 ALL-NIT, ALL-BIG EAST CONFERENCE, ALL-DISTRICT AND FIRST TEAM ACADEMIC ALL-DISTRICT

NIT All-Tournament team after averaging 13.4 ppg. and 7.0 rpg. and shooting 66.7 percent from the field for XU's five victories, including the game-winning bank shot with three seconds left in the 73-72 championship game win over Texas A&M on March 31 ... NABC All-District Second Team ... All-BIG EAST Honorable Mention ... CoSIDA Academic All-District® First Team (Illinois, Indiana, Michigan and Ohio).

2021-22

Led XU in scoring at 13.4 ppg. (16th in the BIG EAST), rebounding (ninth in the BIG EAST at 7.4 rpg.) and blocks (ninth in the BIG EAST at 1.4 bpg.) ... 15 points and 11 rebounds in the NIT Championship vs. Texas A&M ... 18 points on 7-9 shooting to go with eight rebounds vs. St. Bonaventure on March 29 ... Posted a collegiate career-high 31-point, 15-rebound game vs. Cincinnati on Dec. 11 and a pair of 14-rebound games in the wins over Virginia Tech on Nov. 26 and Ohio State on Nov. 18 ... Collegiate career-high five blocks vs. Butler on Feb. 2 ... 23 points at DePaul on Jan. 19 on 7-10 shooting to go with six rebounds; scored 15 of his points in the decisive second half, including 13 in the final seven minutes ... 24 points on 9-11 shooting vs. Iowa State on Nov. 24 ... 14 points and 14 rebounds in the Ohio State win on Nov. 18 ... BIG EAST Conference Honor Roll on Feb. 14, his third BIG EAST award of the season ... 22.0 ppg. and 7.0 rpg. vs. Seton Hall on Feb. 9 and UConn on Feb. 11 and shot 65.2

NUNGE'S COLLEGIATE CAREER NUMBERS

Season	G-GS	Min/G	FG-FGA	Pct	3FG-FGA	Pct	FT-FTA	Pct	Off	Def	Tot	Avg	PF	FO	A	TO	Blk	Stl	Pts	Avg
2017-18*	33-14	517/15.7	66-149	.443	19-57	.333	37-49	.755	35	56	91	2.8	38	0	34	32	25	21	188	5.7
2019-20*	5-5	88/17.7	12-33	.364	3-14	.214	3-4	.750	7	16	23	4.6	7	0	9	6	0	1	30	6.0
2020-21*	22-0	351/15.9	57-128	.445	14-47	.298	29-35	.829	48	69	117	5.3	35	0	29	20	19	7	157	7.1
2021-22	36-19	955/26.5	167-305	.548	35-96	.365	115-163	.706	87	181	268	7.4	65	2	40	32	50	26	484	13.4
2022-23	37-37	1083/29.3	200-388	.515	40-102	.392	84-124	.677	103	186	289	7.8	73	1	77	48	43	33	524	14.2
TOTALS*	133-75	2994/22.5	502-1000	.500	111-316	.351	268-375	.715	280	508	788	5.9	218	3	189	138	137	88	1383	10.4

* Includes statistics from the University of Iowa

NUNGE'S CAREER HIGHS AT XAVIER

- * Points – 31 vs. Cincinnati (Dec. 11, 2021)
- * Field Goals Made – 11 vs. Gonzaga (Nov. 27, 2022)
- * Field Goals Attempted – 19 vs. Texas (March 24, 2023)
- + 3-Pt Field Goals Made – 4 vs. St. John's (Feb. 4, 2023) and at Creighton (Jan. 29, 2022)
- 3-Pt Field Goals Attempted – 6 at Cincinnati (Dec. 10, 2022), vs. Duke (Nov. 25, 2022), vs. UConn (Feb. 11, 2022) and at Creighton (Jan. 29, 2022)
- * Free Throws Made – 11 vs. Cincinnati (Dec. 11, 2021)
- * Free Throws Attempted – 15 vs. Cincinnati (Dec. 11, 2021)
- * Rebounds – 15 vs. Cincinnati (Dec. 11, 2021)
- +Assists – 6 vs. St. John's (Feb. 4, 2023)
- * Blocks – 5 vs. Butler (Feb. 2, 2022)
- Steals – 3 vs. Ohio State (Nov. 18, 2021)
- * Minutes – 44 at Providence (Feb. 23, 2022)
- * Collegiate career high + Tied collegiate career high

percent from the field, including 45.5 percent (5-11) from 3-point range ... Also on the Honor Roll on Jan. 31 for his efforts in games against Providence on Jan. 26 and at Creighton on Jan. 29; averaged 15.5 points, 8.5 rebounds and 2.0 blocks per game ... Scored all 16 of his points at Creighton during the second half, hitting 6-7 from the field, including 4-5 from 3-point range, after intermission ... BIG EAST Player of the Week for his efforts in wins over Ball State on Dec. 8 and Cincinnati on Dec. 11.

2020-21 (REDSHIRT SOPHOMORE AT IOWA)

A two-time Academic All-Big Ten selection who averaged 7.1 points and 5.3 rebounds a game in 22 games in the 2020-21 season before suffering a knee injury on Feb. 25 at Michigan and missing the last seven games ... Career-high 18 points twice, including 18 points and six rebounds vs. Ohio State on Feb. 4 and 18 points, a career-high 11 rebounds and a career-high tying six assists in the win at Michigan State on Feb. 13 ... Basketball coach: Fran McCaffery for his entire Iowa career.

PERSONAL

Full name is John Richard Nunge ... Graduated from Iowa with a bachelor's degree in accounting; working on his MBA at Xavier ... Married Gabrielle Orr in 2022 ... Parents are Beth and the late Mark Nunge ... Dad played basketball at the Univ. of Rochester and Mom played basketball and softball at Central College (Iowa) ... Four siblings: Rebecca, Jessica, Bobby (sophomore walk-on for the basketball team) and Joey; Rebecca played volleyball at Notre Dame and Jessica played at Florida State but transferred to Illinois ... Born February 20, 1999 in Lynchburg, Va.

2022-23

TEAM	DATE	MIN	FG-FGA	3FG-FGA	FT-FTA	O-D-T	PF	A	TO	BLK	STL	PTS
Morgan State	11/7	21	5-9	0-2	6-6	2-6-8	1	2	4	3	1	16
Montana	11/11	23	5-8	2-3	3-4	0-4-4	0	2	0	0	0	15
Fairfield	11/15	30	8-11	3-3	4-10	4-3-7	3	2	1	3	1	23
Indiana	11/18	32	5-14	0-1	4-5	4-4-8	0	0	0	0	0	14
Florida	11/24	32	6-9	2-3	2-5	3-6-9	1	2	2	2	1	16
Duke	11/25	33	1-13	1-6	2-2	2-3-5	2	1	2	0	2	5
Gonzaga	11/27	33	11-16	2-4	1-1	2-4-6	1	2	1	1	1	25
SE Louisiana	11/30	18	3-5	0-1	0-1	2-5-7	2	1	1	4	2	6
West Virginia	12/3	32	7-9	1-2	2-5	3-11-14	1	1	1	2	2	17
at Cincinnati	12/10	32	8-16	2-6	0-0	2-1-3	2	3	0	0	1	18
Southern	12/13	22	4-7	0-1	5-5	1-6-7	0	2	2	2	0	13
at Georgetown	12/16	33	6-10	2-4	4-5	4-8-12	4	4	2	2	2	18
Seton Hall	12/20	26	0-5	0-2	4-6	4-4-8	4	0	1	1	1	4
at St. John's	12/28	32	10-14	2-2	1-2	3-9-12	1	3	2	0	1	23
UConn	12/31	24	5-8	1-2	4-5	0-3-3	2	3	3	1	1	15
at Villanova	1/7	28	3-10	1-4	0-0	0-2-2	3	2	1	0	0	7
Creighton	1/11	30	5-8	1-3	4-6	8-4-12	1	3	1	2	1	15
Marquette	1/15	31	5-9	0-0	6-9	8-5-13	2	1	2	3	2	16
at DePaul	1/18	31	6-12	2-4	2-2	6-7-13	2	0	2	1	1	16
Georgetown	1/21	28	3-13	0-2	1-2	3-6-9	1	3	0	1	2	7
at UConn	1/25	31	6-10	0-2	0-0	2-5-7	3	0	1	0	0	12
at Creighton	1/28	21	4-9	1-2	0-0	2-1-3	3	2	0	0	0	9
Providence	2/1	39	10-15	3-4	0-0	2-12-14	1	3	1	2	1	23
St. John's	2/4	28	7-12	4-5	3-4	2-1-3	1	6	2	1	0	21
at Butler	2/10	34	5-13	2-5	2-3	3-5-8	0	1	1	0	1	14
at Marquette	2/15	35	4-8	1-3	1-2	1-5-6	3	1	4	1	0	10
DePaul	2/18	29	7-10	0-3	4-4	3-7-10	2	4	0	1	0	18
Villanova	2/21	34	5-10	0-1	2-3	2-8-10	0	2	2	1	0	12
at Seton Hall	2/24	28	4-8	0-1	0-0	3-2-5	3	5	3	1	1	8
at Providence	3/1	30	3-7	1-2	2-3	3-5-8	4	1	0	1	1	9
Butler	3/4	25	4-6	1-2	1-2	2-2-4	4	1	0	1	0	10
DePaul	3/9	36	7-14	3-4	6-6	6-4-10	2	4	0	1	1	23
Creighton	3/10	30	7-13	1-2	2-3	4-3-7	1	1	1	0	2	17
Marquette	3/11	24	3-6	0-1	0-0	1-6-7	2	2	1	2	0	6
Kennesaw State	3/17	35	4-10	0-3	2-4	1-10-11	2	3	0	2	2	10
Pitt	3/19	24	8-12	0-2	2-5	1-2-3	5	3	3	2	0	18
Texas	3/24	30	6-19	1-5	2-4	4-7-11	4	1	0	0	1	15



#15
KYKY
TANDY

6-2 • 190
Senior • Guard
Hopkinsville, Ky.
University Heights



TANDY'S CAREER HIGHS AT XAVIER

Points – 24 vs. Toledo (Nov. 27, 2020)
Field Goals Made – 7 vs. Toledo (Nov. 27, 2020) and Georgetown (Jan. 22, 2020)
Field Goals Attempted – 17 vs. Toledo (Nov. 27, 2020)
3-Pt Field Goals Made – 6 vs. Oakland (Nov. 25, 2020)
3-Pt Field Goals Attempted – 10 vs. Oakland (Nov. 25, 2020)
Free Throws Made – 11 vs. Eastern Kentucky (Nov. 30, 2020)
Free Throws Attempted – 13 vs. Eastern Kentucky (Nov. 30, 2020)
Rebounds – 6 vs. Georgetown (Jan. 22, 2020)
Assists – 7 vs. Oakland (Nov. 25, 2020)
Blocks – 2 at St. John's (Feb. 17, 2020)
Steals – 3 vs. Morgan State (Nov. 7, 2022)
Minutes – 41 vs. Eastern Kentucky (Nov. 30, 2020)

2022-23

Foot injury sidelined him for the final 10 games of the season ... Played 24 minutes at Marquette on Feb. 15 ... Made his first six collegiate starts this season ... Hit a big 3-pointer in the win over UConn on Dec. 31 ... Hit 4-5 from 3-point territory on his way to 14 points vs. Montana on Nov. 11.

2021-22

Saw his first action of the season vs. Norfolk State on Nov. 21, contributing two assists in seven minutes of action ... Played in five games, including a season-high 16 minutes vs. Virginia Tech on Nov. 26 ... Saw his last action on Dec. 15 vs. Morehead State ... Had season-ending surgery.

AS A SOPHOMORE (2020-21)

Came up big at Georgetown on March 2 with a team-high 14 points, including 12 in the second half, as he led Xavier's comeback bid ... Earned a spot on the 2020 Xavier Invitational All-Tournament Team ... Sixth on the team in scoring at 6.6 ppg. to go with 1.1 apg. ... Scored a career-high 24 points vs. Toledo on Nov. 27 and a career-high six 3-pointers vs. Oakland on Nov. 25.

BIG EAST ALL-FRESHMAN TEAM (2019-20)

Was a big key for Xavier in regular season league play where he recorded nine of his 10 double-figure scoring games, including 11 at Providence on March 4 that included 3-5 3-point shooting ... XU won eight BIG EAST games and Tandy averaged 11.6 ppg. for those eight wins, hitting .541 (33-61) from the field, including .472 (17-36) from 3-point range. ... Contributed 10 points, three assists and two blocks in the St. John's win on Feb. 17, including a block on the potential game-tying 3-pointer at the final buzzer ... Came up big in the win at Seton Hall on Feb. 1 with 14 points on 5-7 shooting from the field, including 2-3 3-point shooting, and followed that up with 12 points on 4-6 shooting, including 2-4 3-pointers, at DePaul on Feb. 4 ... Hit four 3-pointers and tied for team-high scoring honors with a season-high 18 points in 28 minutes off the bench in the win over Georgetown on Jan. 22 ... 12 points on 4-6 shooting from 3-point range in the win over St. John's on Jan. 5 in a 22 minutes of action.

BIG EAST HONORS AS A FRESHMAN

BIG EAST Conference coaches selected him and teammate Zach Freemantle to the 2019-20 BIG EAST All-Freshman Team ... Earned himself BIG EAST Conference Freshman of the Week honors after averaging 11.0 points and 1.5 assists in wins over DePaul on Feb. 4 and Providence on Feb. 8 ... Scored all 10 of his points vs. Providence in the decisive second half.

MORE ON KYKY AS A FRESHMAN (2019-20)

Played in each of the last 25 games after missing the first seven games due to injury ... Enjoyed a big game on his 19th birthday, hitting 3-4 shots, including 2-3 3-pointers, on his way to eight points in 10 minutes at TCU on Dec. 22.

AT UNIVERSITY HEIGHTS ACADEMY

Four-star prospect ... *USA Today* Kentucky Player of the Year and National Athletic

Association of Private Schools (NAAPS) 3A National Player of the Year ... Finished his career with 3,363 points, the eighth highest total in state history ... Led the region in scoring at 26.5 ppg. to go with 4.4 rpg. as a senior, earning First Team All-State honors for the second straight season ... Second Region Player of the Year by the Kentucky Association of Basketball Coaches ... MVP of the Kentucky All "A" State Championship, averaging 22.8 points and 7.0 rebounds for the four-game title run by University Heights ... Scored 48 points and earned MVP honors in the KABC East-West All-Star Game and 30 points in another MVP effort in the Kentucky-Ohio All-Star Game ... Played in the Kentucky-Indiana All-Star Game on June 7 ... Averaged 30.5 points and 5.0 rebounds as a junior, while shooting 48 percent from 3-point range and 61 percent overall ... Basketball coach: Grant Shouse.

PERSONAL

Full name is Dekeyvan Tre'von Tandy ... Nicknamed KyKy ... Liberal arts major ... Parents are Keith Torian and Tonya Tandy ... Sibling is Gilberio Davis ... Born on December 22, 2000 in Hopkinsville, Ky.

2022-23

TEAM	DATE	MIN	FG-FGA	3FG-FGA	FT-FTA	O-D-T	PF	A	TO	BLK	STL	PTS
Morgan State	11/7	27	1-5	0-2	0-0	2-0-2	2	3	2	1	3	2
Montana	11/11	23	4-6	4-5	2-2	0-4-4	2	1	1	0	1	14
Fairfield	11/15	18	1-4	0-2	0-0	0-1-1	4	3	0	0	0	2
Indiana	11/18	15	3-6	1-3	0-1	0-1-1	0	1	1	1	1	7
Florida	11/24	15	0-2	0-1	0-0	0-1-1	0	0	0	0	0	0
Duke	11/25	18	1-5	1-3	0-0	0-0-0	1	0	1	0	0	3
Gonzaga	11/27	20	2-7	1-4	0-0	0-1-1	1	1	0	0	1	5
SE Louisiana	11/30	19	2-6	1-4	0-0	0-1-1	2	2	0	0	0	5
West Virginia	12/3	1	0-0	0-0	0-0	0-0-0	0	0	0	0	0	0
at Cincinnati	12/10	1	0-1	0-1	0-0	0-0-0	1	0	0	0	0	0
Southern	12/13	10	0-2	0-2	1-2	0-2-2	1	3	0	1	2	1
at Georgetown	12/16	DNP										
Seton Hall	12/20	DNP										
at St. John's	12/28	2	0-0	0-0	0-0	0-0-0	0	0	0	0	0	0
UConn	12/31	4	1-1	1-1	0-0	0-0-0	1	1	0	0	0	3
at Villanova	1/7	2	0-1	0-1	0-0	0-0-0	0	0	0	0	0	0
Creighton	1/11	DNP										
Marquette	1/15	2	0-1	0-0	0-0	0-0-0	0	0	0	0	0	0
at DePaul	1/18	3	0-0	0-0	2-2	0-1-1	1	0	0	0	1	2
Georgetown	1/21	2	1-1	0-0	0-0	0-0-0	2	0	1	0	0	2
at UConn	1/25	DNP										
at Creighton	1/28	6	0-0	0-0	0-0	0-0-0	0	1	0	0	1	0
Providence	2/1	3	0-2	0-1	0-0	0-2-2	0	0	0	0	0	0
St. John's	2/4	4	0-2	0-2	0-0	0-0-0	0	0	1	0	0	0
at Butler	2/10	DNP										
at Marquette	2/15	24	1-3	0-1	0-0	0-1-1	2	2	1	0	0	2
DePaul	2/18	13	0-1	0-1	0-0	0-0-0	0	2	2	0	1	0
Villanova	2/21	DNP										
at Seton Hall	2/24	DNP										
at Providence	3/1	DNP										
Butler	3/4	DNP										
DePaul	3/9	DNP										
Creighton	3/10	DNP										
Marquette	3/11	DNP										
Kennesaw State	3/17	DNP										
Pitt	3/19	DNP										
Texas	3/24	DNP										

TANDY'S CAREER NUMBERS AT XAVIER

Season	G-GS	Min/G	FG-FGA	Pct	3FG-FGA	Pct	FT-FTA	Pct	Off	Def	Tot	Avg	PF	FO	A	TO	Blk	Stl	Pts	Avg
2019-20	25-0	461/18.4	61-159	.384	33-93	.355	13-20	.650	5	27	32	1.3	36	0	22	26	4	6	168	6.7
2020-21	18-0	265/14.7	39-103	.379	21-59	.356	20-24	.833	4	20	24	1.3	17	0	20	15	1	9	119	6.6
2021-22	5-0	32/6.4	1-6	.167	1-4	.250	0-0	.000	0	1	1	0.2	3	0	2	2	0	0	3	0.6
2022-23	22-6	232/10.5	17-56	.304	9-34	.265	5-7	.714	2	15	17	0.8	20	0	20	10	3	11	48	2.2
TOTALS	70-6	990/14.1	118-324	.364	64-190	.337	38-51	.745	11	63	74	1.1	76	0	64	53	8	26	338	4.8



#34
ELIJAH
TUCKER



6-8 • 225
Sophomore • Forward
Canton, Ga.
Cherokee

2021-22

Played in seven games ... Hit his first career 3-pointer in the BIG EAST Tournament Semifinal win over Creighton on March 10 ... Scored his first basket as a Musketeer vs. Southeastern Louisiana on Nov. 30 .. Saw the first regular season action of his Xavier career in the season opener vs. Morgan State on Nov. 7.

2021-22

Played one minute in the exhibition game against Ferris State on Nov. 5 ... Redshirt season.

AT CHEROKEE HIGH SCHOOL

Four-year starter who earned All-State, First Team All-Region and First Team All-County honors as a junior and a senior under head coach Roger Kvam ... Scored 1,525 career points, second in school history ... Voted Region Player of the Year as a senior after averaging team highs of 21.3 points and 7.4 rebounds per game along with 86 dunks; also led his team in steals and blocks ... As a junior, he posted team highs of 18.8 points, 9.4 rebounds and 2.6 assists per game ... Led his team to a 23-5 record and a Region Championship (first region title in over 60 years of the program) as a junior Tucker earned a three-star and No. 127 ranking from 247Sports.

KVAM ON TUCKER

“Georgia is a loaded basketball state and we played 11 games against top 10 teams but I went into every game knowing I had the best player on the floor. Our team didn’t have as great a year as we had hoped for but he had a great senior year. He got better every year he was here in his maturity as a player and his leadership. He is so explosive. He’s super-athletic, very active on both ends of the court and he is just scratching the surface of his potential. He’s also a winner with a very high basketball IQ.”

PERSONAL

Full name is Elijah Kole Tucker ... Nicknamed E ... Business major ... Has two siblings, Josiah and Amiah ... Tucker’s parents both enjoyed standout athletic careers at the University of Tennessee ... LaShonda Stephens Tucker played for two national championship women’s basketball teams, including a 39-0 squad in 1998 ... Josh Tucker played in the NFL after finishing his UT career ... Born March 14, 2003, in Canton, Georgia.

TUCKER'S CAREER HIGHS AT XAVIER

- Points** – 3 vs. Creighton (March 10, 2023)
- Field Goals Made** – 1 vs. Creighton (March 10, 2023) and Southeastern La. (Nov. 30, 2022)
- Field Goals Attempted** – 2 vs. Creighton (March 10, 2023), at Seton Hall (Feb. 24, 2023) and vs. DePaul (Feb. 18, 2023), Southeastern La. (Nov. 30, 2022) and Morgan State (Nov. 7, 2022)
- 3-Pt Field Goals Made** – 1 vs. Creighton (March 10, 2023)
- 3-Pt Field Goals Attempted** – 1 vs. Creighton (March 10, 2023) and Southeastern La. (Nov. 30, 2022)
- Free Throws Made** – 1 vs. Marquette (March 11, 2023) and DePaul (Feb. 18, 2023)
- Free Throws Attempted** – 3 vs. DePaul (Feb. 18, 2023)
- Rebounds** – 2 vs. Southeastern La. (Nov. 30, 2022)
- Assists** – 1 vs. DePaul (Feb. 18, 2023) and Southeastern La. (Nov. 30, 2022)
- Blocks** – 0
- Steals** – 1 at Seton Hall (Feb. 24, 2023)
- Minutes** – 5 vs. Marquette (March 11, 2023) and DePaul (Feb. 18, 2023)

2022-23

TEAM	DATE	MIN	FG-FGA	3FG-FGA	FT-FTA	O-D-T	PF	A	TO	BLK	STL	PTS
Morgan State	11/7	3	0-2	0-0	0-0	0-0-0	0	0	0	0	0	0
Montana	11/11	DNP										
Fairfield	11/15	DNP										
Indiana	11/18	DNP										
Florida	11/24	DNP										
Duke	11/25	DNP										
Gonzaga	11/27	DNP										
SE Louisiana	11/30	3	1-2	0-1	0-0	2-0-2	1	1	1	0	0	2
West Virginia	12/3	DNP										
at Cincinnati	12/10	DNP										
Southern	12/13	0+	0-0	0-0	0-0	0-0-0	0	0	0	0	0	0
at Georgetown	12/16	DNP										
Seton Hall	12/20	DNP										
at St. John's	12/28	DNP										
UConn	12/31	DNP										
at Villanova	1/7	DNP										
Creighton	1/11	DNP										
Marquette	1/15	DNP										
at DePaul	1/18	DNP										
Georgetown	1/21	DNP										
at UConn	1/25	DNP										
at Creighton	1/28	DNP										
Providence	2/1	DNP										
St. John's	2/4	DNP										
at Butler	2/10	DNP										
at Marquette	2/15	DNP										
DePaul	2/18	5	0-2	0-0	1-3	0-0-0	0	1	0	0	0	1
Villanova	2/21	DNP										
at Seton Hall	2/24	2	0-2	0-0	0-0	1-0-1	1	0	0	0	1	0
at Providence	3/1	DNP										
Butler	3/4	DNP										
DePaul	3/9	DNP										
Creighton	3/10	2	1-2	1-1	0-0	1-0-1	0	0	1	0	0	3
Marquette	3/11	5	0-0	0-0	1-2	0-1-1	0	0	1	0	0	1
Kennesaw State	3/17	DNP										
Pitt	3/19	DNP										
Texas	3/24	DNP										

TUCKER'S CAREER NUMBERS AT XAVIER

Season	G-GS	Min/G	FG-FGA	Pct	3FG-FGA	Pct	FT-FTA	Pct	Off	Def	Tot	Avg	PF	FO	A	TO	Blk	Stl	Pts	Avg
2022-23	7-0	22/3.1	2-10	.200	1-2	.500	2-5	.400	4	1	5	0.7	2	0	2	3	0	1	7	1.0
TOTAL	7-0	22/3.1	2-10	.200	1-2	.500	2-5	.400	4	1	5	0.7	2	0	2	3	0	1	7	1.0



Sean Miller, the Sedler Family Men’s Basketball Head Coach, returned to Xavier in 2022 after 12 seasons (2009-21) as the head coach at Arizona. His first season back he led Xavier to one of the top five winningest seasons in school history, tied the school record for BIG EAST wins in a season and led the Musketeers back to the NCAA Tournament Sweet 16.

Miller, who earned a spot on the 2023 Werner Ladder Naismith Men’s College Coach of the Year Late Season Watch List, owns a 449-166 (.730) on-court record in 18 seasons as a head coach. In his first 18 years as a head coach, including six at Xavier (2004-09 and the 2022-23 season), Miller has eight Regular Season Conference Championships, four Conference Tournament Championships and 12 NCAA Tournament appearances, including four Elite Eights and four Sweet 16s. #

Miller holds a 147-57 (.721) mark in six seasons leading Xavier. His 147 wins at XU rank him fourth on Xavier’s all-time wins list. The late Skip Prosser is third (148 wins in seven seasons from 1994-01).

Miller has now taken Xavier to at least the Sweet 16 in each of his last three seasons as the Xavier head coach (2023 Sweet 16, 2009 Sweet 16 and 2008 Elite Eight). Miller was the Xavier head coach previously for five seasons from 2004-09 and XU has now made the NCAA Tournament in five of his six years as the XU head coach.

In 2023, Miller coached in his 12th NCAA Tournament as a head coach, including his fifth at Xavier. He served as a head coach in his eighth Sweet 16, including his third at Xavier, including the 2008 team that advanced to Elite Eight. He reached five Sweet 16s (three that advanced to Elite Eights) in 12 seasons at Arizona. Miller has a 21-12 on-court record as a head coach in NCAA Tournament play, including 13-7 at Arizona and 8-5 at XU.

SECOND STINT AS XAVIER HEAD COACH

Xavier, 27-10 overall for the 2022-23 season, tied the 2008-09 Sweet 16 team coached by Miller for the fifth-best win total in Xavier history. The school record of 30 wins was set by the 2007-08 Elite Eight team, also under Miller. Xavier finished 15-5 and in second place in the BIG EAST Conference, tying the school record for most BIG EAST wins.

Xavier, which reached the 2023 NCAA Tournament Sweet 16, made the NCAA Tournament in each of Miller’s final four seasons at the helm (during his first stint from 2004-09), including the Elite Eight in 2008 and the Sweet 16 in 2009, which gives him three straight years making at least the Sweet 16 as the XU head coach. Miller won four Atlantic 10 Championships, including three regular season titles and one tournament title, during his first stint at XU. XU won a school-record 30 games in 2008 on the way to the Elite Eight. Miller was named the 2007-08 Atlantic 10 Conference Coach of the Year after leading Xavier to a 14-2 record and a second straight A-10 Regular Season Title. The National Association of Basketball Coaches named Miller as its 2008 NABC District 10 Coach of the Year and he was a finalist for numerous National Coach of the Year awards.

POINTS OF PRIDE

WINNING AND POSTSEASON SUCCESS

Since 2001, Miller’s teams he has been a part of at XU and Arizona have appeared in 15 NCAA Tournaments since 2002 (including the 2022-23 season). In 12 of those 15 years, the team advanced beyond the NCAA Tournament’s First Round, with four trips culminating in the Sweet 16 and five others in the Elite Eight. #

As a head coach, Miller’s teams have made it to 12 NCAA Tournaments since 2006 (including this season). In nine of those 12 years, the team advanced beyond the NCAA Tournament’s First Round, with four trips culminating in the Sweet 16 and four others in the Elite Eight. #

MILLER PLAYERS IN THE NBA

With the exception of only John Calipari at the University of Kentucky, no other active head coach can claim a deeper roster of NBA players than Sean Miller. Over the course of the last 18 seasons as a head coach, Miller has seen 24 players that he has signed and/or coached move on the play professionally in the NBA. Of these 24, 12 were selected in the First Round of the NBA Draft, including six NBA Lottery picks. The Lottery selections include the first overall pick in 2018 (Deandre Ayton), the second overall pick in 2011 (Derrick Williams) and the fourth overall pick in 2014 (Aaron Gordon).

Miller has had 9 players suit up for NBA teams in 2022-23 alone:

Aaron Gordon (Denver Nuggets), Benedict Mathurin (Indiana Pacers), Christian Koloko (Toronto Raptors), Dalen Terry (Chicago Bulls), Deandre Ayton (Phoenix Suns), Josh Green (Dallas Mavericks) Lauri Markkanen (Utah Jazz), TJ McConnell (Indiana Pacers) and Zeke Nnaji (Denver Nuggets)

MILLER PLAYERS IN THE NBA

24 - PLAYERS TO SIGN WITH AN NBA TEAM

12 - PLAYERS DRAFTED IN THE FIRST ROUND

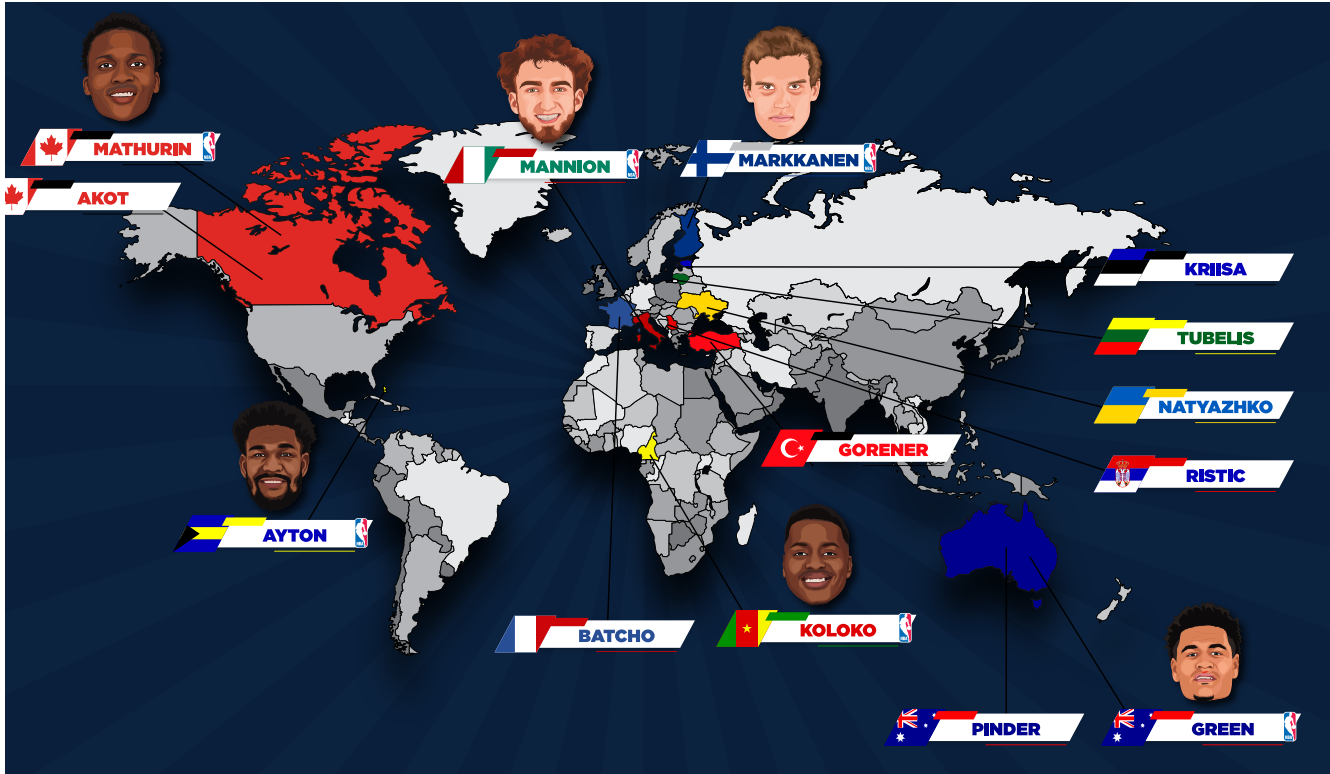
6 - NBA LOTTERY PICKS:

NAME	YEAR	PICK	TEAM
Benedict Mathurin	2022	6th	Indiana Pacers
Deandre Ayton	2018	1st	Phoenix Suns
Lauri Markkanen	2017	7th	Minnesota Timberwolves
Stanley Johnson	2015	8th	Detroit Pistons
Aaron Gordon	2014	4th	Orlando Magic
Derrick Williams	2011	2nd	Minnesota Timberwolves



INTERNATIONAL SUCCESS

Recruiting has evolved into a worldwide effort for Sean Miller and staff. During his 12 seasons at Arizona, Miller signed a total of 13 international players. This group included six that would go on to play in the NBA - highlighted by the first pick in the 2018 NBA Draft, Deandre Ayton (Bahamas), 2023 NBA All-Star selection Lauri Markkanen (Finland) and current front-runner for 2023 NBA Rookie of the Year Benedict Mathurin (Canada). Nine of Miller's international signees would be named All-Conference including 2022 Pac-12 Conference Player of the Year Benedict Mathurin (Canada) and 2018 Pac-12 Conference Player of the Year Deandre Ayton (Bahamas).



SUCCESS WITH TRANSFERS

Miller's recruiting success hasn't been limited to only high school aged prospects domestic and abroad. Several key pieces to his programs at both Xavier and Arizona have been added via transfer.

During Miller's first tenure at Xavier, key transfers paved the way for an incredible run that would see five straight Atlantic 10 Regular Season Championships on Victory Parkway. All five transfers signed under Miller would be recognized as All-Conference players in the Atlantic 10 Conference. Jordan Crawford, an Indiana transfer signed under Miller, would lead the 2010 Musketeers to the NCAA Sweet 16 under Xavier first-year head coach Chris Mack. A 2010 NBA First Round Draft pick, Crawford would go on to be named the *Sporting News* and FoxSports.com Atlantic 10 Conference Player of the Year and *Sporting News* Third Team All-American. Crawford also earned a spot on the five-member NCAA Tournament All-West Region Team after averaging 29.0 ppg. for Xavier's three games, including a career-high 32 against Kansas State in the Regional Semifinal.

At Arizona, Miller continued his trend of bolstering rosters with transfers. During the 12-year span in Tucson, five more incoming transfers would be named All-Conference by the Pac-12. Two of the five, TJ McConnell and Kadeem Allen, would propel their time at Arizona to a career in the NBA.

Back at Xavier for a second time, Miller has quickly added to his run of transfer success. Last May Miller added key transfer guard Souley Boum to the Xavier roster. Boum has wasted no time leaving his mark on both Xavier and the BIG EAST Conference. Boum has amassed national praise for his play, including being named to the Jersey Mike's Naismith Men's Midseason Team, being selected as a Top 10 candidate for the 2023 Bob Cousy Award and being selected to the U.S. Basketball Writers Association's Oscar Robertson Trophy Midseason Watch List. He was named an Associated Press Honorable Mention and Third Team All-America honors from *The Field of 68*, *Stadium* and *College Hoops Today*.

SEAN MILLER - INCOMING TRANSFER SUCCESS

Brian Thornton*	Vanderbilt	2005
Drew Lavender*	Oklahoma	2007
CJ Anderson*	Manhattan	2008
Jamel McLean*	Tulsa	2009
Jordan Crawford*^	Indiana	2009
Mark Lyons*	Xavier	2012
TJ McConnell*^	Duquesne	2013
Kadeem Allen (JUCO)*^	Hutchinson C.C.	2014
Ryan Anderson*	Boston College	2014
Mark Tollefsen	San Francisco	2015
Dylan Smith	UNC Asheville	2018
Jemarl Baker Jr	Kentucky	2019
Stone Gettings	Cornell	2019
Max Hazzard	UC Irvine	2019
James Akinjo*	Georgetown	2020
Jordan Brown*	Nevada	2020
Terrell Brown	Seattle	2020
Souley Boum*	UTEP	2022

* All Conference ^ NBA

He was named an Associated Press Honorable Mention and Third Team All-America honors from *The Field of 68*, *Stadium* and *College Hoops Today*.

SUCCESS IN THE CLASSROOM

Since becoming Xavier head coach in 2004, every single player Sean Miller coached that has exhausted their eligibility has gone on to graduate. Standing at 48 straight graduates, this streak is comprised of 16 straight graduates from Xavier University during the span of 2005-2009 and 32 straight graduates from the University of Arizona during the span of 2010-2021.

In 2005, Xavier's Brian Thornton (now Commissioner of the Western Athletic Conference) was named the Atlantic 10 Conference's Student-Athlete of the Year in addition to being recognized as a CoSIDA Academic All-American. In 2020, Arizona's Stone Gettings was named the Pac-12 Conference Scholar-Athlete of the Year.

PLAYER DEVELOPMENT

Individual player development has long been a staple of the Sean Miller program. The player-focused, 12-month emphasis on individual on-court development, strength and conditioning, nutrition and recovery has paid dividends for countless athletes over Miller's years as head coach.

The effects are already starting to show on Victory Parkway. Statistically, several Xavier players have made tremendous leaps in a short time, including several climbing the ranks nationally in different individual statistical categories.

HIGHLIGHTS: 2022-23 INDIVIDUAL PLAYER PROGRESS

ADAM KUNKEL

3PT FG%
2022-23: .425
2020-21: .265

FG%
2022-23: .460
2021-22: .374

ASSISTS
2022-23: 3.0
2021-22: 1.8

SOULEY BOUM

3PT FG%
2022-23: .404
2021-22: .368

FG%
2022-23: .440
2021-22: .410

ASSISTS
2022-23: 4.3
2021-22: 2.9

COLBY JONES

3PT FG%
2022-23: .378
2021-22: .292

FG%
2022-23: .509
2020-21: .464

ASSISTS
2022-23: 4.4
2021-22: 3.2

ZACH FREEMANTLE

3PT FG%
2022-23: .636
2021-22: .261

FG%
2022-23: .585
2021-22: .471

ASSISTS
2022-23: 2.9
2021-22: 1.3

JEROME HUNTER

FG%
2022-23: .575
2021-22: .322

OREB/GM
2022-23: 2.1
2021-22: 0.9

*More than doubled career season high total in OREB in 2022-23 with 76; previous career high was 30 in 2021-22.

DECORATED INDIVIDUAL SUCCESS

Individual recognition often goes hand-in-hand with team success and players under Sean Miller have seen this year-in and year-out. Over his 18 seasons as head coach, Miller has seen players honored at both the national level and conference level.

Nationally, Miller has had 11 players, including three this year (Souley Boum, Colby Jones and Jack Nunge), named Finalist for one of the Basketball Hall of Fame's prestigious position awards. On two occasions (Stanley Johnson in 2015 and Deandre Ayton in 2018), the player would be named the award's winner at season's end.

Additionally, Miller has had two players recognized as Finalists for the Naismith Trophy and three recognized as Finalists for the Wooden Award.

On a conference level, Miller has seen four players named Pac-12 Conference Player of the Year and five players named Pac-12 Conference Freshman of the Year.

THE BASKETBALL HALL OF FAME



2023 - Souley Boum
2021 - James Akinjo
2015 - TJ McConnell
2014 - TJ McConnell

THE BASKETBALL HALL OF FAME



2023 - Colby Jones
2015 - Stanley Johnson

THE BASKETBALL HALL OF FAME



2020 - Zeke Nnaji
2018 - Deandre Ayton
2017 - Lauri Markkanen
2016 - Ryan Anderson

THE BASKETBALL HALL OF FAME



2023 - Jack Nunge



2023 - Souley Boum
2011 - Derrick Williams



2023 - Souley Boum
2014 - Nick Johnson
2011 - Derrick Williams



2023 - Souley Boum
2018 - Deandre Ayton
2017 - Lauri Markkanen
2014 - Nick Johnson
2011 - Derrick Williams



2022 - Benedict Mathurin
2018 - Deandre Ayton
2014 - Nick Johnson
2011 - Derrick Williams



2020 - Zeke Nnaji
2018 - Deandre Ayton
2015 - Stanley Johnson
2014 - Aaron Gordon
2011 - Derrick Williams

CAREER TIMELINE AND NOTES

BEFORE XAVIER

Miller came to Xavier for the first time in 2001 as Associate Head Coach under Thad Matta after coaching stops at North Carolina State, Pittsburgh, Miami (Ohio) and Wisconsin.

In 1992, the year after finishing his playing career at Pittsburgh, Miller served on Stu Jackson's Wisconsin staff as a graduate assistant. Jackson, who recently served as the BIG EAST Conference Executive Assoc. Commissioner, is now the Commissioner of the West Coast Conference.

USA BASKETBALL SUCCESS

Miller made his mark with USA Basketball as well. Miller was elevated from assistant coach to head coach of the U.S. Men's U19 National Team in 2015, leading the United States to the gold medal at the FIBA U19 World Championship in Crete, Greece, and was named the 2015 USA Basketball National Co-Coach of the Year. Miller's first gold medal with USA Basketball came as a player in 1991, when he helped propel the U.S. to gold in men's basketball at the World University Games in Sheffield, England.

BIG EAST SUCCESS AS A PLAYER

Miller, a 1992 graduate of the University of Pittsburgh, was the 1987-88 BIG EAST Freshman of the Year and helped lead Pitt to the 1988 BIG EAST regular-season title, as well as three NCAA Tournament appearances. A member of the Pitt All-Centennial Team that was convened in 2005, Miller ranks in the top 20 on the program's career scoring chart with 1,282 points. He also ranks in the top 30 on the NCAA Division I free throw shooting list (.885), fourth in career free-throw percentage in BIG EAST games (.909) and stands fourth on the BIG EAST career assists chart for league play with 401.

A legend at Blackhawk High School in the Pittsburgh area, Miller was inducted into the Western Pennsylvania Interscholastic Athletic League Hall of Fame in 2012.

PERSONAL

Miller and his wife, Amy, have three boys, Austin (27), Cameron (24), Braden (21). Miller, 54, is a native of Beaver Falls, Pa. He celebrated his 54th birthday on Nov. 17, 2022.

MILLER'S ON-COURT YEAR-BY-YEAR RECORD

COLLEGIATE HEAD COACH (18TH SEASON)

2004-present 449-166 # .730 12 NCAA; 4 Elite Eights; 4 Sweet 16s #

XAVIER HEAD COACH (6TH SEASON)

YEAR	OVERALL	BIG EAST	POSTSEASON
2022-23	27-10	15-5/Second	NCAA Tournament Sweet 16

ARIZONA HEAD COACH (12 SEASONS)

YEAR	OVERALL	PAC-12	POSTSEASON
2020-21	17-9	11-9 (Fifth)	Self-imposed postseason ban
2019-20	21-11	10-8 (Tied-Fifth)	COVID-19 - No NCAA Tournament
2018-19	17-15	8-10 (Ninth)	
2017-18	#27-8	14-4 (First)*	NCAA First Round
2016-17	#32-5	16-2 (Tied-First)*	NCAA Sweet 16
2015-16	25-9	12-6 (Tied-Third)	NCAA First Round
2014-15	34-4	16-2 (Tied-First)*	NCAA Elite Eight
2013-14	33-5	15-3 (First)	NCAA Elite Eight
2012-13	27-8	12-6 (Tied-Second)	NCAA Sweet 16
2011-12	23-12	12-6 (Fourth)	NIT First Round
2010-11	30-8	14-4 (First)	NCAA Elite Eight
2009-10	16-15	10-8 (Fourth)	
12 Years	302-109 #	.735	7 NCAA; 3 Elite Eights; 2 Sweet 16 #

XAVIER HEAD COACH (5 SEASONS)

YEAR	OVERALL	A-10	POSTSEASON
2008-09	27-8	12-4 (First)	NCAA Sweet 16
2007-08	30-7	14-2 (First)	NCAA Elite Eight
2006-07	25-9	13-3 (First)	NCAA Second Round
2005-06	21-11	8-8 (Tied-Seventh)*	NCAA First Round
2004-05	17-12	10-6 (Second)	
5 Years	120-47	.719	4 NCAA; 1 Elite Eight; 1 Sweet 16

XAVIER ASSOCIATE HEAD COACH (3 SEASONS)

YEAR	OVERALL	A-10	POSTSEASON
2003-04	26-11	10-6 (Tied-Third)*	NCAA Elite Eight
2002-03	26-6	15-1 (First)	NCAA Second Round
2001-02	26-6	14-2 (First)*	NCAA Second Round
3 Years	78-23	.772	3 NCAA; 1 Elite Eight

- Arizona vacated 32 wins from 2016-17 and 18 of its 27 wins from 2017-18 per NCAA; NCAA Tournament appearances and Pac-12 titles were also vacated in 2017 and 2018. While the NCAA now lists his win total at 394, Miller's actual on-court won-lost record overall is 449-166 for a 73.0 winning percentage when including on-court records for 2016-17 (32-5, 16-2 and Pac-12 Regular Season Co-Champs, Pac-12 Tournament Champs and NCAA Sweet 16) and 2017-18 (27-8, 14-4 and Pac-12 Regular Season Co-Champs, Pac-12 Tour. Champs and NCAA First Round).





Year	Record	Atlantic 10, MCC or BIG EAST Conference Record (Finish)	NCAA (seed) or NIT Postseason	Home Attendance Avg. (Sell-outs/Home Games)
2022-23	27-10	15-5 (Second in BIG EAST)	NCAA Sweet 16 (#3 seed)	10,286 (14/17)
2021-22	23-13	8-11 (T-Seventh in BIG EAST)	NIT Champions	9,038 (11/21)
2020-21	13-8	6-7 (Seventh in BIG EAST)	crowd restrictions (13/all games at capacity)	
2019-20	19-13	8-10 (T-Sixth in BIG EAST)	Postseason cancelled (COVID-19)	10,311 (12/17)
2018-19	19-16	9-9 (T-Third in BIG EAST)	NIT Second Round	10,034 (13/18)
2017-18	29-6	15-3 (First in BIG EAST)	NCAA Second Round (#1 seed)	10,475 (18/18)
2016-17	24-14	9-9 (Seventh in BIG EAST)	NCAA Elite Eight (#11 seed)	10,282 (12/16)
2015-16	28-6	14-4 (Second in BIG EAST)	NCAA Second Round (#2 seed)	10,281 (11/16)
2014-15	23-14	9-9 (Sixth in BIG EAST)	NCAA Sweet 16 (#6 seed)	9,998 (9/16)
2013-14 (Begin BIG EAST)	21-13	10-8 (T-Third in BIG EAST)	NCAA Tournament (#12 seed)	9,890 (7/17)
2012-13	17-14	9-7 (T-Sixth in Atlantic 10)		9,781 (1/15)
2011-12	23-13	10-6 (T-Third in Atlantic 10)	NCAA Sweet 16 (#10 seed)	10,155 (10/16)
2010-11	24-8	15-1 (First in Atlantic 10)	NCAA Second Round (#6 seed)	10,098 (9/15)
2009-10	26-9	14-2 (T-First in Atlantic 10)	NCAA Sweet 16 (#6 seed)	10,123 (7/15)
2008-09	27-8	12-4 (First in Atlantic 10)	NCAA Sweet 16 (#4 seed)	10,097 (11/15)
2007-08	30-7	14-2 (First in Atlantic 10)	NCAA Elite Eight (#3 seed)	10,008 (9/17)
2006-07	25-9	13-3 (T-First in Atlantic 10)	NCAA Second Round (#9 seed)	9,910 (5/15)
2005-06	21-11	8-8 (T-Seventh in Atlantic 10)*	NCAA Tournament (#14 seed)	9,775 (4/15)
2004-05	17-12	10-6 (T-Second in Atlantic 10 West)		10,027 (7/16)
2003-04	26-11	10-6 (T-Third in Atlantic 10 West)*	NCAA Elite Eight (#7 seed)	9,902 (8/16)
2002-03	26-6	15-1 (First in Atlantic 10 West)	NCAA Second Round (#3 seed)	10,181 (14/15)
2001-02	26-6	14-2 (First in Atlantic 10 West)*	NCAA Second Round (#7 seed)	10,224 (13/14)
2000-01	21-8	12-4 (T-Second in Atlantic 10)	NCAA Tournament (#11 seed)	10,072 (12/14)
1999-00	21-12	9-7 (T-Second in Atlantic 10 West)	NIT Second Round	9,072 (4/15)
1998-99	25-11	12-4 (Second in Atlantic 10 West)	NIT Third Place	9,540 (6/16)
1997-98	22-8	11-5 (T-First in Atlantic 10 West)*	NCAA Tournament (#6 seed)	9,924 (10/14)
1996-97	23-6	13-3 (First in Atlantic 10 West)	NCAA Second Round (#7 seed)	9,436 (5/14)
1995-96 (Begin Atlantic 10)	13-15	8-8 (Third in Atlantic 10 West)		8,871 (5/14)
1994-95	23-5	14-0 (First in MCC)	NCAA Tournament (#11 seed)	8,201 (2/14)
1993-94	22-8	8-2 (First in MCC)	NIT Quarterfinals	6,943 (1/16)
1992-93	24-6	12-2 (T-First in MCC)	NCAA Second Round (#9 seed)	7,236 (1/13)
1991-92	15-12	7-3 (T-Second in MCC)		8,296 (1/14)
1990-91	22-10	11-3 (First in MCC)*	NCAA Second Round (#14 seed)	6,812 (1/15)
1989-90	28-5	12-2 (First in MCC)	NCAA Sweet 16 (#6 seed)	7,757 (2/14)
1988-89	21-12	7-5 (Third in MCC)*	NCAA Tournament (#14 seed)	4,411 (0/15)
1987-88	26-4	9-1 (First in MCC)*	NCAA Tournament (#11 seed)	5,853 (1/15)
1986-87	19-13	7-5 (T-Third in MCC)*	NCAA Second Round (#13 seed)	3,213 (0/15)
1985-86	25-5	10-2 (First in MCC)*	NCAA Tournament (#12 seed)	5,171 (1/14)
1984-85	16-13	7-7 (Fifth in MCC)		4,644 (0/13)
1983-84	22-11	9-5 (Third in MCC)	NIT Quarterfinals	4,788 (0/15)
1982-83	22-8	10-4 (T-Second in MCC)*	NCAA Tournament (#12 seed)	3,002 (0/15)
1981-82	8-20	1-11 (Seventh in MCC)		2,861 (0/15)
1980-81	12-16	8-3 (First in MCC)		2,782 (1/14)
1979-80 (Begin MCC)	8-18	0-5 (Sixth in MCC)		3,769 (0/12)
44-Season Totals	952-453 (.678)		28 NCAA Tournaments/6 NIT	

* Won Conference Tournament Championship



+ Xavier's 44 years of conference play include 103-75 (.579) BIG EAST, 209-79 (.726) Atlantic 10 and 132-60 (.688) MCC records. XU's first conference affiliation was the Ohio Athletic Conference (1920-36). The OAC is still active as an NCAA Division III conference.

+ Xavier has won or shared 18 regular season conference championships over its years in the BIG EAST, Atlantic 10 and MCC (one BIG EAST, nine A-10 and eight MCC), while winning 10 conference tournament championships (four A-10 and six MCC). XU was in the MCC for 16 years (1980-1995) and the A-10 for 18 years (1996-2013). This season marked Xavier's ninth year in the BIG EAST.

+ Xavier made its 34th postseason appearance in the last 40 postseasons in 2023 (2020 cancelled by the pandemic), including 28 NCAA Tournament berths and six NIT berths during that time. XU only made the NCAA Tournament field one time (1961) before the 1982-83 season.

2022-23 XAVIER RECORDS

BREAKDOWN

Leading at the half:	20-3
Trailing at the half:	7-7
Tied at the half:	0-0
In Overtime:	1-0

XU Shooting 50% or better:	15-2
XU Shooting between 40-49.9%:	12-5
XU Shooting less than 40%:	0-3
Opponents shoot 50% or better:	4-6
Opponents shoot less than 50%:	23-4

XU outrebounds its opponent:	20-5
Opponent outrebounds XU:	5-5
Teams are tied in rebounds:	2-0

XU Scoring 50 points or less:	0-0
XU Scoring 51-59 points:	0-1
XU Scoring 60-69 points:	0-5
XU Scoring 70-79 points:	5-3
XU Scoring 80-89 points:	14-1
XU Scoring 90-99 points:	7-0
XU Scoring 100 or more points:	1-0

Allowing 50 points or less:	0-0
Allowing 51-59 points:	1-0
Allowing 60-69 points:	8-4
Allowing 70-79 points:	10-2
Allowing 80-89 points:	8-4
Allowing 90 points or more:	0-0

Game is decided by 1-5 points:	10-6
Game is decided by 6-10 points:	4-1
Game is decided by 11-20 points:	7-3
Game is decided by 21 points or more:	6-0

Playing at night:	18-7
Playing in the morning or afternoon:	9-3

Souley Boum leads team in scoring:	12-4
Colby Jones leads team in scoring:	4-1
Jack Nunge leads team in scoring:	8-1
Zach Freemantle leads team in scoring:	5-3
Jerome Hunter leads team in scoring:	1-0
Adam Kunkel leads team in scoring:	0-2

One player scores in double figures:	0-0
Two players score in double figures:	0-0
Three players score in double figures:	3-3
Four players score in double figures:	16-6
Five players score in double figures:	6-1
Six players score in double figures:	2-0
Seven players score in double figures:	0-0

In November:	5-3
In December:	7-0
In January:	5-2
In February:	4-3
In March:	6-2

On Sunday:	2-1
On Monday:	1-0
On Tuesday:	3-1
On Wednesday:	6-2
On Thursday:	2-0
On Friday:	5-4
On Saturday:	8-2

Double-Figure Scoring Games (153): Boum (33), Jones (32), Nunge (28), Kunkel (20), Freemantle (18), Hunter (15), Claude (5), Tandy (1), Craft (1)

Double-Figure Rebounding Games (24): Nunge (11), Freemantle (9), Jones (2), Hunter (1), Boum (1)

20-Point + Scoring Games (33): Boum (14), Jones (7), Nunge (6), Freemantle (3), Kunkel (2), Hunter (1)

30-Point + Scoring Games (2): Boum (1), Freemantle (1)

Double-Doubles (23): Nunge (12), Freemantle (8), Jones (2), Boum (1)

***Triple-Doubles (1):** Freemantle (1)

*Also counts as a double-double

LAST TIME THAT...

Xavier scored 80-89 points: XU 84, Pittsburgh 73 in NCAA Tournament (3-19-23)

Opponent scored 80-89 points: Texas 83, XU 71 in NCAA Tournament (3-24-23)

Xavier scored 90-99 points: XU 94, Providence 89 at PC (3-1-23)

Opponent scored 90-99 points: Providence 99, XU 92 (3OT) at PC (2-23-22)

Xavier scored 100 points or more: XU 102, Georgetown 89 at GU (12-16-22)

Opponent scored 100 points or more: Arizona State 102, XU 86 in Las Vegas Inv. (11-24-17)

Xavier scored 60 points or less: Marquette 65, XU 51 at Madison Square Garden (3-11-23)

Opponent scored 60 points or less: XU 96, Ball State 50 at CC (12-8-21)

Xavier scored 50 points or less: Cincinnati 62, XU 47 at UC (12-8-18)

Opponent scored 50 points or less: XU 96, Ball State 50 at CC (12-8-21)

Xavier scored 40 points or less: Temple 59, XU 40 at TU (1-25-00)

Opponent scored 40 points or less: XU 65, Delaware State 33 at CC (12-28-07)

Xavier won by 10-19 points: XU 84, Pittsburgh 73 in NCAA Tournament (3-19-23)

Opponent won by 10-19 points: Texas 83, XU 71 in NCAA Tournament (3-24-23)

Xavier won by 20-29 points: XU 82, Creighton 60 at Madison Square Garden (3-10-23)

Opponent won by 20-29 points: Marquette 85, XU 65 at MU (1-15-20)

Xavier won by 30 points or more: XU 95, Southeastern La. 63 at CC (11-30-22)

Opponent won by 30 points or more: Villanova 95, XU 64 at VU (12-31-15)

Xavier scored 50 or more in the first half: 50 vs. Morgan State at CC (11-7-22)

Opponent scored 50 or more in the first half: 51 by Villanova at CC (2-17-18)

Xavier scored 50 or more in second half: 53 vs. Providence at PC (3-1-23)

Opponent scored 50 or more in the second half: 55 by UConn at UConn (1-25-23)

Xavier scored 25 or less in the first half: 25 vs. Texas in NCAA Tournament (3-24-23)

Opponent scored 25 or less in the first half: 21 by Seton Hall at SHU (2-24-23)

Xavier scored 25 or less in second half: 20 vs. Villanova at VU (12-21-21)

Opponent scored 25 or less in the second half: 24 by Kennesaw State in NCAA First Round (3-17-23)

Xavier played an overtime game: XU 85, Providence 83 (OT) at CC (2-1-23)

Xavier played more than one overtime: Providence 99, XU 92 (3OT) at PC (2-23-22)

Xavier won an overtime game: XU 85, Providence 83 (OT) at CC (2-1-23)

Opponent won an overtime game: Butler 89, XU 82 (OT) at MSG (3-9-22)

Xavier shot 60 percent or more from the field: 60.3 (41-68) vs. Georgetown at GU (12-16-22)

Opponent shot 60 percent from the field: 61.4 (35-57) by DePaul at Madison Square Garden (3-9-23)

Xavier shot 50 pct. or more: 53.8 (28-52) vs. Butler at CC (3-4-23)

Opponent shot 50 percent or more: 52.5 (32-61) by Texas in NCAA Tournament (3-24-23)

Xavier shot 35 pct. or worse: 34.4 (21-61) vs. Marquette at Madison Square Garden (3-11-23)

Opponent shot 35 percent or worse: 32.8 (21-64) by Florida at CC (3-20-22)

Xavier made 40 or more field goals: 43-71 vs. Oakland at CC (11-25-20)

Opponent made 40 or more field goals: 48-81 by Kansas in Great Alaska Shootout (11-26-99)

Xavier made 30 or more free throws: 31-41 vs. Georgetown at CC (2-3-18)

Opponent made 30 or more free throws: 33-38 by Butler at BU (1-14-17)

Xavier made 20-29 free throws: 22-30 vs. Kennesaw State in NCAA First Round (3-17-23)

Opponent made 20-29 free throws: 26-34 by Providence at PC (3-1-23)

Xavier made 10 or more 3-Pt. FG: 10-20 vs. Providence at PC (3-1-23)

Opponent made 10 or more 3-Pt. FG: 11-22 by Providence at PC (3-1-23)

Xavier had 50 or more rebounds: 51 vs. Ball State at CC (12-8-21)

Opponent had 50 or more rebounds: 51 by Dayton at CC (1-16-10)

Xavier had 25 or more assists: 26 vs. St. John's at CC (2-4-23)

Opponent had 25 or more assists: 25 by Villanova at CC (2-17-18)

Xavier had 15 or more steals: 16 vs. Cleveland State at CC (3-15-22)

Opponent had 15 or more steals: 11 by Cincinnati at CC (12-2-17)

Xavier had 10 or more blocked shots: 10 vs. Texas Southern in NCAA Tournament (3-16-18)

Opponent had 10 or more blocked shots: 18 by Morgan State at CC (11-7-22)

Xavier had 15 or more turnovers: 17 vs. Marquette at MU (2-15-23)

Opponent had 15 or more turnovers: 15 by DePaul at CC (2-18-23)

Musketeeer scored 20-29 pts.: 21 by Adam Kunkel vs. Texas in NCAA Tournament (3-24-23)

Two or more Musketeeer players with 20+ points in one game: 23 by Jack Nunge and 22 by Colby Jones vs. DePaul at Madison Square Garden (3-9-23)

Opponent scored 20-29 pts.: 20 by Tyler Kolek of Marquette at Madison Square Garden (3-11-23)

Musketeeer scored 30-39 points: 33 by Souley Boum vs. Providence at PC (3-1-23)

Opponent scored 30-39 points in a game: 37 by Primo Spears of Georgetown at CC (1-21-23)

Musketeeer scored 40+ points in a game: 40 by Trevon Bluiett vs. Cincinnati at Cincinnati (1-26-17).

Opponent scored 40+ points in a game: 40 by Tra Holder of Arizona State in Las Vegas Inv. (11-24-17)

Musketeeer grabbed 15 + reb.: 15 by Jack Nunge vs. Cincinnati at CC (12-11-21)

Musketeeer had 10 + assists: 10 by Zach Freemantle vs. Fairfield at CC (11-15-22)

Musketeeer had 5 or more steals: 5 by Souley Boum vs. Morgan State at CC (11-7-22)

Musketeeer had 5 or more blocks: 5 by Jack Nunge vs. Butler at CC (2-2-22)

Double-double (pts.-ast.): Zach Freemantle with 15 points, 13 rebounds and 10 assists vs. Fairfield at CC (11-15-22); before that? Quentin Goodin with 16 points and 10 assists vs. Eastern Kentucky at CC (12-15-18)

Double-double (pts.-reb.): Jack Nunge with 15 points and 11 rebounds vs. Texas in NCAA Tournament (3-24-23)

Two Musketeeer players with double-doubles in one game: Zach Freemantle with 18 points and 12 rebounds and Jack Nunge with 16 points and 13 rebounds at DePaul (1-18-23)

Triple-double (pts.-reb.-ast.): Zach Freemantle with 15 points, 13 rebounds and 10 assists vs. Fairfield at CC (11-15-22)

Five Musketeeers scored in double figures: 5 vs. St. John's at CC (2-4-23)

Six Musketeeers scored in double figures: 6 vs. Pittsburgh in NCAA Tournament (3-19-23)

Seven Musketeeers scored in double figures: 7 vs. Fairleigh Dickinson at CC (11-9-12)



Morgan St. vs Xavier 11/07/22 7:30 pm at Cincinnati, OH

Morgan St. 73 • 0-1, 0-0 MEAC

##	Player	Total			3-Ptr			Rebounds			PF	TP	A	TO	Blk	Stl	Min
		FG-FGA	FG-FGA	FT-FTA	FG-FGA	FG-FGA	FT-FTA	Off	Def	Tot							
01	Khalil Turner	f	0-2	0-0	0-0	1	3	4	4	0	0	1	0	1	16		
05	Lewis Djonkam	f	2-4	0-0	0-0	1	0	1	5	4	0	2	0	1	11		
02	Isaiah Burke	g	5-12	2-6	4-4	1	0	1	3	16	2	3	1	4	28		
11	Malik Miller	g	1-9	0-1	1-2	3	4	7	3	3	3	0	3	27			
23	David McCullough	g	6-9	0-0	4-4	3	0	3	3	16	2	2	0	3	28		
00	Kamron Hobbs	g	4-11	2-4	4-5	2	2	4	3	14	3	4	4	0	28		
10	Will Thomas	g	4-10	0-1	1-3	0	1	1	0	9	1	1	0	0	20		
21	Collin Nnamene	g	0-2	0-0	0-0	2	0	2	0	0	0	2	2	0	13		
22	Kevon Wiggins	g	2-5	0-1	1-2	1	0	1	1	5	0	0	0	0	11		
31	Ty Horner	g	2-6	1-4	1-2	1	1	2	4	6	0	0	0	1	18		
	Team					2	1	3									
	Totals		26-70	5-17	16-22	17	12	29	28	73	11	18	3	17	200		

FG % 1st Half: 11-37 29.7% 2nd half: 15-33 45.5% Game: 26-70 37.1% Deadball Rebounds 4.3
 3FG % 1st Half: 2-9 22.2% 2nd half: 3-8 37.5% Game: 5-17 29.4%
 FT % 1st Half: 2-3 66.7% 2nd half: 14-19 73.7% Game: 16-22 72.7%

Xavier 96 • 1-0, 0-0 BE

##	Player	Total			3-Ptr			Rebounds			PF	TP	A	TO	Blk	Stl	Min
		FG-FGA	FG-FGA	FT-FTA	FG-FGA	FG-FGA	FT-FTA	Off	Def	Tot							
24	Jack Nunge	f	5-9	0-2	6-6	2	6	8	1	16	2	4	3	1	21		
32	Zach Freemantle	f	5-8	0-0	4-6	1	6	7	2	14	3	1	1	0	25		
00	Souley Boum	g	6-9	4-6	9-12	0	2	2	23	2	2	0	5	29			
03	Colby Jones	g	3-8	0-1	9-12	3	3	6	1	15	9	4	3	3	27		
15	KyKy Tandy	g	1-5	0-2	0-0	2	0	2	2	2	3	2	1	3	27		
01	Desmond Claude	g	1-4	0-0	0-0	0	1	1	4	2	2	4	0	0	18		
02	Jerome Hunter	g	5-7	0-0	1-1	5	4	9	4	11	2	0	2	1	17		
04	Cesare Edwards	g	1-2	0-1	0-0	0	1	1	2	2	0	0	0	0	4		
05	Adam Kunkel	g	2-2	1-1	0-0	0	0	0	1	5	1	0	0	0	11		
12	Kam Craft	g	3-5	0-1	0-0	3	3	6	1	6	0	3	0	2	14		
22	Dionte Miles	g	0-1	0-0	0-3	1	0	1	0	0	0	0	0	0	4		
34	Elijah Tucker	g	0-2	0-0	0-0	0	0	0	0	0	0	0	0	0	3		
	Team					1	3	4									
	Totals		32-62	5-14	27-36	18	29	47	20	96	24	20	10	15	200		

FG % 1st Half: 13-25 52.0% 2nd half: 19-37 51.4% Game: 32-62 51.6% Deadball Rebounds 6
 3FG % 1st Half: 3-7 42.9% 2nd half: 2-7 28.6% Game: 5-14 35.7%
 FT % 1st Half: 21-24 87.5% 2nd half: 6-12 50.0% Game: 27-36 75.0%

Officials: Mike Palau, Matt Potter, James Breeding
 Technical fouls: Morgan St.-None. Xavier-None.
 Attendance: 10224

Score by periods	1st	2nd	Total
Morgan St.	26	47	73
Xavier	50	46	96

Points	In	Off	2nd	Fast	Bench
MORGAN	0	0	0	0	0
XU	0	0	0	0	0

MORGAN led for 00:00. XU led for 00:00. Game was tied for 00:00.

Score tied - 0 times.
 Lead changed - 0 times.

Montana vs Xavier 11/11/22 8:00 pm at Cincinnati, OH

Montana 64 • 0-2,0-0 Big Sky

##	Player	Total			3-Ptr			Rebounds			PF	TP	A	TO	Blk	Stl	Min
		FG-FGA	FG-FGA	FT-FTA	FG-FGA	FG-FGA	FT-FTA	Off	Def	Tot							
13	Josh Bannan	f	4-11	1-1	3-4	3	4	7	2	12	5	2	0	2	31		
24	Dischon Thomas	f	5-10	2-3	3-3	4	1	5	3	15	0	2	0	0	28		
01	Lonnell Martin	g	5-9	3-6	0-1	0	2	2	1	13	1	2	0	2	32		
11	Aanen Moody	g	2-5	1-4	0-0	0	1	1	2	5	1	1	0	1	23		
12	Brandon Whitney	g	3-8	1-2	1-1	1	1	2	8	4	5	1	1	29			
03	Josh Vazquez	g	3-6	1-2	0-0	0	0	0	7	0	1	0	0	14			
05	Jaxon Nap	g	0-1	0-0	2-2	0	0	0	0	2	0	1	0	0	8		
20	Jonathan Brown	g	1-2	0-1	0-0	0	2	2	1	2	1	0	0	0	10		
21	Laolu Oke	g	0-0	0-0	0-2	0	2	3	0	0	0	0	0	0	11		
23	Mack Anderson	g	0-0	0-0	0-0	0	1	1	3	0	1	0	1	1	14		
	Team					1	1	2									
	Totals		23-52	9-19	9-13	9	15	24	17	64	13	16	2	7	200		

FG % 1st Half: 14-29 48.3% 2nd half: 9-23 39.1% Game: 23-52 44.2% Deadball Rebounds 3
 3FG % 1st Half: 6-11 54.5% 2nd half: 3-8 37.5% Game: 9-19 47.4%
 FT % 1st Half: 3-4 75.0% 2nd half: 6-9 66.7% Game: 9-13 69.2%

Xavier 86 • 2-0, 0-0 BE

##	Player	Total			3-Ptr			Rebounds			PF	TP	A	TO	Blk	Stl	Min
		FG-FGA	FG-FGA	FT-FTA	FG-FGA	FG-FGA	FT-FTA	Off	Def	Tot							
24	Jack Nunge	f	5-8	2-3	3-4	0	4	4	0	15	2	0	0	0	23		
32	Zach Freemantle	f	8-11	0-0	2-4	0	3	3	0	18	4	2	2	4	31		
00	Souley Boum	g	3-4	1-1	0-0	0	1	1	7	5	2	0	0	25			
03	Colby Jones	g	3-6	0-0	6-6	1	1	2	2	12	5	1	0	0	27		
15	KyKy Tandy	g	4-6	4-5	2-2	0	4	4	2	14	1	1	0	1	23		
01	Desmond Claude	g	3-5	0-1	1-1	0	2	2	3	7	3	0	0	1	20		
02	Jerome Hunter	g	0-0	0-0	0-0	0	1	1	4	0	1	2	0	0	9		
05	Adam Kunkel	g	3-5	1-3	0-0	0	0	0	2	7	2	0	0	3	18		
12	Kam Craft	g	2-4	0-1	0-0	0	1	1	1	4	0	0	0	1	14		
22	Dionte Miles	g	1-1	0-0	0-2	1	1	2	1	2	0	1	0	1	10		
	Team					2	2	4									
	Totals		32-50	8-14	14-19	4	20	24	16	86	23	9	2	11	200		

FG % 1st Half: 17-22 77.3% 2nd half: 15-28 53.6% Game: 32-50 64.0% Deadball Rebounds 4.1
 3FG % 1st Half: 5-7 71.4% 2nd half: 3-7 42.9% Game: 8-14 57.1%
 FT % 1st Half: 10-12 83.3% 2nd half: 4-7 57.1% Game: 14-19 73.7%

Officials: Ed Corliss, Earl Walton, Tim Clougherty
 Technical fouls: Montana-None. Xavier-KyKy Tandy.
 Attendance: 10311

Score by periods	1st	2nd	Total
Montana	37	27	64
Xavier	49	37	86

Points	In	Off	2nd	Fast	Bench
MONT	20	0	3	3	11
XU	44	19	2	16	20

Last FG - MONT 2nd-00:40, XU 2nd-01:02.
 Largest lead - MONT None, XU by 29 2nd-06:37.
 MONT led for 00:00. XU led for 39:01. Game was tied for 00:59.

Score tied - 1 time.
 Lead changed - 0 times.

Fairfield vs Xavier 11/15/22 9:00 pm at Cincinnati, OH

Fairfield 65 • 0-3,0-0 MAAC

##	Player	Total			3-Ptr			Rebounds			PF	TP	A	TO	Blk	Stl	Min
		FG-FGA	FG-FGA	FT-FTA	FG-FGA	FG-FGA	FT-FTA	Off	Def	Tot							
05	Supreme Cook	f	8-11	0-0	3-3	1	2	3	2	19	0	2	1	1	25		
10	Allan Jeanne-Rose	f	1-3	0-1	5-6	1	1	2	2	7	2	4	0	1	22		
11	Makai Willis	f	0-2	0-1	0-0	0	3	3	2	0	2	0	0	1	12		
00	Caleb Fields	g	5-10	3-5	1-2	1	3	4	2	14	4	1	0	2	38		
33	TJ Long	g	3-13	1-6	1-1	1	3	4	0	8	2	2	1	2	30		
01	Chris Maidoh	g	1-1	0-0	0-1	1	2	3	2	2	2	1	0	2	15		
03	Jalen Leach	g	0-3	0-1	4-4	0	3	3	1	4	0	1	0	0	16		
12	Jack Mullally	g	0-0	0-0	0-0	0	0	0	0	0	0	0	0	0	1		
14	James Johns Jr.	g	1-7	1-3	0-0	1	1	2	3	3	2	1	0	1	17		
20	Zach Crisler	g	3-11	2-7	0-0	0	2	2	4	8	0	0	0	1	24		
	Team					3	1	4									
	Totals		22-61	7-24	14-17	9	21	30	18	65	14	14	2	11	200		

FG % 1st Half: 12-28 42.9% 2nd half: 10-33 30.3% Game: 22-61 36.1% Deadball Rebound 3
 3FG % 1st Half: 5-12 41.7% 2nd half: 2-12 16.7% Game: 7-24 29.2%
 FT % 1st Half: 8-10 80.0% 2nd half: 6-7 85.7% Game: 14-17 82.4%

Xavier 78 • 3-0, 0-0 BE

##	Player	Total			3-Ptr			Rebounds			PF	TP	A	TO	Blk	Stl	Min
		FG-FGA	FG-FGA	FT-FTA	FG-FGA	FG-FGA	FT-FTA	Off	Def	Tot							
24	Jack Nunge	f	8-11	3-3	4-10	4	3	7	3	23	2	1	3	1	30		
32	Zach Freemantle	f	6-13	0-1	3-4	3	10	13	3	15	10	6	2	0	39		
00	Souley Boum	g	4-9	0-2	3-3	0	7	7	1	11	5	1	0	0	36		
05	Adam Kunkel	g	8-13	4-8	1-1	0	1	1	2	21	2	2	0	2	33		
15	KyKy Tandy	g	1-4	0-2	0-0	0	1	1	4	2	3	0	0	0	18		
01	Desmond Claude	g	3-5	0-0	0-2	0	0	0	1	6	1	3	0	3	21		
02	Jerome Hunter	g	0-1	0-0	0-0	1	1	2	3	0	0	2	1	0	7		
12	Kam Craft	g	0-1	0-0	0-0	2	3	5	0	0	2	1	0	0	12		
22	Dionte Miles	g	0-0	0-0	0-0	0	0	0	1	0	0	0	1	0	4		
	Team					0	3	3									
	Totals		30-57	7-16	11-20	10	29	39	18	78	23	17	8	6	200		



Florida vs Xavier 11/24/22 2:30 pm at Portland, OR

Florida 83 • 3-2, 0-0 SEC

##	Player	Total			3-Ptr			Rebounds			PF	TP	A	T	Blk	Stl	Min
		FG-FGA	FG-FGA	FT-FTA	Off	Def	Tot	Off	Def	Tot							
01	CJ Felder	f	3-5	1-3	0-0	1	6	7	5	7	2	3	0	0	0	23	
12	Colin Castleton	f	5-14	0-1	1-2	6	4	10	3	11	4	3	4	1	32		
02	Trey Bonham	g	9-19	2-7	3-6	1	2	3	2	23	2	1	0	2	29		
05	Will Richard	g	7-12	4-8	0-0	1	6	7	3	18	0	1	0	3	33		
11	Kyle Lofton	g	2-10	0-3	0-0	0	2	2	4	4	6	1	1	0	28		
00	Myreon Jones	g	2-3	0-1	0-0	0	0	0	0	4	1	1	0	0	10		
03	Alex Fudge	g	1-4	0-1	0-0	0	0	0	1	2	1	1	0	2	13		
24	Riley Kugel	g	5-11	2-3	0-0	2	1	3	1	12	1	0	0	1	19		
33	Jason Jitoboh	g	1-1	0-0	0-0	2	1	3	1	2	2	0	0	0	13		
Team						1	0	1									
Totals			35-79	9-27	4-8	14	22	36	20	83	19	11	5	9	200		

FG % 1st Half: 16-32 50.0% 2nd half: 19-47 40.4% Game: 35-79 44.3%
 3FG % 1st Half: 4-12 33.3% 2nd half: 6-11 54.5% Game: 9-27 33.3%
 FT % 1st Half: 2-4 50.0% 2nd half: 2-4 50.0% Game: 4-8 50.0%

Xavier 90 • 4-1, 0-0 BE

##	Player	Total			3-Ptr			Rebounds			PF	TP	A	T	Blk	Stl	Min
		FG-FGA	FG-FGA	FT-FTA	Off	Def	Tot	Off	Def	Tot							
24	Jack Nunge	f	6-9	2-3	2-5	3	6	9	1	16	2	2	2	1	32		
32	Zach Freemantle	f	5-5	1-1	3-4	0	11	11	1	14	2	7	2	0	35		
00	Souley Boum	g	7-14	1-5	7-8	0	5	5	1	22	6	2	0	2	33		
03	Colby Jones	g	8-12	4-5	2-2	1	4	5	0	22	4	2	0	2	37		
05	Adam Kunkel	g	5-10	1-4	0-0	0	2	2	3	11	5	1	0	1	31		
01	Desmond Claude	g	1-4	1-1	0-1	0	2	2	1	3	0	1	0	0	7		
02	Jerome Hunter	g	0-2	0-0	0-0	2	0	2	2	0	0	0	0	0	4		
15	KyKy Tandy	g	0-2	0-1	0-0	0	1	1	0	0	0	0	0	0	15		
22	Dionte Miles	g	1-1	0-0	0-0	0	0	0	2	2	0	0	0	0	6		
Team						3	2	5									
Totals			33-59	10-20	14-20	9	33	42	11	90	19	15	4	6	200		

FG % 1st Half: 16-27 59.3% 2nd half: 17-32 53.1% Game: 33-59 55.9%
 3FG % 1st Half: 4-9 44.4% 2nd half: 6-11 54.5% Game: 10-20 50.0%
 FT % 1st Half: 6-9 66.7% 2nd half: 8-11 72.7% Game: 14-20 70.0%

Officials: Jose Carrion, Nathan Farrell, Don Daily
 Technical fouls: Florida-None. Xavier-None.
 Attendance: 4465

Score by periods	1st	2nd	Total
Florida	38	45	83
Xavier	42	48	90

	In	Off	2nd	Fast	Bench
Points	Paint	T/O	Chance	Break	
UF	46	16	13	11	20
XU	44	20	6	21	5

Last FG - UF 2nd-00:01, XU 2nd-01:38.
 Largest lead - UF by 5 1st-18:17, XU by 11 2nd-08:10.
 XU led for 11:21. XU led for 25:17. Game was tied for 03:22.

Score tied - 8 times.
 Lead changed - 11 times.

Duke vs Xavier 11/25/22 12:30 pm at Portland, OR

Duke 71 • 6-1, 0-0 ACC

##	Player	Total			3-Ptr			Rebounds			PF	TP	A	T	Blk	Stl	Min
		FG-FGA	FG-FGA	FT-FTA	Off	Def	Tot	Off	Def	Tot							
25	Mark Mitchell	f	6-11	1-2	3-4	1	4	5	0	16	0	0	1	0	31		
01	Dereck Lively II	c	1-2	0-0	0-4	1	3	4	4	2	0	1	2	1	16		
30	Kyle Filipowski	c	4-10	1-2	3-4	0	4	4	2	12	1	2	1	4	33		
03	Jeremy Roach	g	9-15	2-4	1-2	0	4	4	2	21	5	1	0	2	36		
05	Tyrese Proctor	g	0-2	0-1	0-0	0	1	1	2	0	2	2	0	0	18		
00	Dariq Whitehead	g	2-3	1-1	0-0	0	2	2	2	5	0	2	0	1	10		
02	Jaylen Blakes	g	1-5	0-1	3-3	0	2	2	1	5	1	1	0	1	25		
13	Jacob Grandison	g	1-1	0-0	0-0	1	0	1	0	2	0	0	0	0	10		
15	Ryan Young	g	3-5	0-0	2-2	5	1	6	4	8	0	2	0	0	21		
Team						1	3	4									
Totals			27-54	5-11	12-19	9	24	33	17	71	9	11	4	9	200		

FG % 1st Half: 14-25 56.0% 2nd half: 13-29 44.8% Game: 27-54 50.0%
 3FG % 1st Half: 4-5 80.0% 2nd half: 1-6 16.7% Game: 5-11 45.5%
 FT % 1st Half: 8-12 66.7% 2nd half: 4-7 57.1% Game: 12-19 63.2%

Xavier 64 • 4-2, 0-0 BE

##	Player	Total			3-Ptr			Rebounds			PF	TP	A	T	Blk	Stl	Min
		FG-FGA	FG-FGA	FT-FTA	Off	Def	Tot	Off	Def	Tot							
24	Jack Nunge	f	1-13	1-6	2-2	2	3	5	2	5	1	2	0	2	33		
32	Zach Freemantle	f	2-6	0-0	0-1	2	3	5	3	4	1	3	0	0	19		
00	Souley Boum	g	5-8	1-2	12-12	0	1	1	2	23	2	3	0	1	37		
03	Colby Jones	g	4-9	2-2	0-0	2	5	7	2	10	4	2	0	1	39		
05	Adam Kunkel	g	4-8	1-3	3-3	0	4	4	4	12	1	2	0	1	17		
01	Desmond Claude	g	2-2	1-1	0-0	0	4	4	2	5	0	2	0	0	24		
02	Jerome Hunter	g	1-1	0-0	0-1	2	0	2	1	2	0	0	0	0	7		
12	Kam Craft	g	0-0	0-0	0-0	0	0	0	0	0	0	0	0	0	1		
15	KyKy Tandy	g	1-5	1-3	0-0	0	0	0	1	3	0	1	0	0	18		
22	Dionte Miles	g	0-0	0-0	0-0	0	1	1	1	0	0	0	0	0	5		
Team						2	1	3									
Totals			20-52	7-17	17-19	10	22	32	18	64	9	15	0	5	200		

FG % 1st Half: 10-27 37.0% 2nd half: 10-25 40.0% Game: 20-52 38.5%
 3FG % 1st Half: 5-12 41.7% 2nd half: 2-5 40.0% Game: 7-17 41.2%
 FT % 1st Half: 9-9 100.0 2nd half: 8-10 80.0% Game: 17-19 89.5%

Officials: Justin Porterfield, Kelly Pfeifer, Jeff Clark
 Technical fouls: Duke-None. Xavier-None.
 Attendance:

Score by periods	1st	2nd	Total
Duke	40	31	71
Xavier	34	30	64

	In	Off	2nd	Fast	Bench
Points	Paint	T/O	Chance	Break	
DU	34	12	12	12	20
XU	24	18	4	9	10

Last FG - DU 2nd-02:45, XU 2nd-05:51.
 Largest lead - DU by 13 2nd-17:51, XU by 4 1st-07:03.
 DU led for 36:09. XU led for 01:57. Game was tied for 01:54.

Score tied - 2 times.
 Lead changed - 3 times.

Xavier vs Gonzaga 11/27/22 4:30 pm at Portland, OR

Xavier 84 • 4-3, 0-0 BE

##	Player	Total			3-Ptr			Rebounds			PF	TP	A	T	Blk	Stl	Min
		FG-FGA	FG-FGA	FT-FTA	Off	Def	Tot	Off	Def	Tot							
24	Jack Nunge	f	11-16	2-4	1-1	2	4	6	1	25	2	1	1	1	33		
32	Zach Freemantle	f	6-12	0-0	2-2	0	4	4	1	14	0	1	2	0	23		
00	Souley Boum	g	4-11	2-3	0-0	1	6	7	4	10	3	2	0	0	38		
03	Colby Jones	g	8-15	3-3	3-3	2	5	7	3	22	7	2	0	1	37		
15	KyKy Tandy	g	2-7	1-4	0-0	0	1	1	1	5	1	0	0	1	20		
01	Desmond Claude	g	1-4	0-1	0-0	0	1	1	1	2	2	1	0	0	22		
02	Jerome Hunter	g	1-1	0-0	0-0	0	2	2	4	2	2	0	0	0	11		
12	Kam Craft	g	1-1	0-0	0-0	0	1	1	0	2	1	1	0	0	7		
22	Dionte Miles	g	1-1	0-0	0-2	1	0	1	1	2	1	1	0	1	9		
Team						0	1	1									
Totals			35-68	8-15	6-8	6	25	31	17	84	18	9	3	5	200		

FG % 1st Half: 14-34 41.2% 2nd half: 21-34 61.8% Game: 35-68 51.5%
 3FG % 1st Half: 3-7 42.9% 2nd half: 5-8 62.5% Game: 8-15 53.3%
 FT % 1st Half: 3-5 60.0% 2nd half: 3-3 100.0% Game: 6-8 75.0%

Gonzaga 88 • 5-2, 0-0 WCC

##	Player	Total			3-Ptr			Rebounds			PF	TP	A	T	Blk	Stl	Min
		FG-FGA	FG-FGA	FT-FTA	Off	Def	Tot	Off	Def	Tot							
02	Drew Timme	f	7-15	0-2	2-4	2	4	6	3	16	7	7	1	0	36		
22	Anton Watson	f	5-6	1-2	5-6	1	6	7	3	16	2	1	0	3	30		
00	Julian Strawther	g	8-15	5-8	2-3	1	8	9	2	23	3	1	0	1	34		
11	Nolan Hickman	g	5-10	4-7	0-0	1	5	6	0	14	5	1	1	0	33		
45	Rasir Bolton	g	4-10	1-2	4-5	0	0	0	2	13	6	1	0	2	38		
05	Hunter Sallis	g	1-2	1-1	0-1	0	0	0	1	3	0	1	0	0			

West Virginia vs Xavier 12/03/22 6:30 pm at Cincinnati, OH

West Virginia 74 • 6-2,0-0 Big 12

#	Player	Total		3-Ptr		Rebounds		PF	TP	A	TO	Blk	Stl	Min	
		FG-FGA	FG-FGA	FT-FTA	Off	Def	Off								Def
01	Emmitt Matthews Jr.	f	4-9	2-3	2-2	2	3	5	3	12	0	0	1	0	39
03	Tre Mitchell	f	3-7	1-2	2-4	0	0	0	4	9	2	2	0	1	17
15	Jimmy Bell Jr.	f	5-5	0-0	2-2	1	5	6	4	12	3	0	1	0	31
00	Kedrian Johnson	g	3-7	0-1	0-0	1	2	3	2	6	4	3	0	2	19
10	Erik Stevenson	g	5-13	3-7	3-4	0	3	3	3	16	2	3	1	2	29
02	Kobe Johnson	g	1-1	0-0	0-0	0	2	2	0	2	2	0	0	0	10
05	Joe Toussaint	g	3-11	1-2	2-3	0	4	4	4	9	4	2	0	0	27
11	Mohamed Wague	g	0-0	0-0	0-0	0	0	0	1	0	0	1	0	0	4
14	Seth Wilson	g	3-6	2-4	0-0	0	0	0	1	8	0	0	0	0	15
22	Josiah Harris	g	0-0	0-0	0-0	0	0	0	0	0	0	0	1	4	0
32	James Okonkwo	g	0-0	0-0	0-0	0	1	1	2	0	0	0	0	0	5
	Team					4	0	4							
	Totals		27-59	9-19	11-15	8	20	28	24	74	17	12	3	6	200

FG % 1st Half: 15-28 53.6% 2nd half: 12-31 38.7% Game: 27-59 45.8% Deadball Rebounds 2
 3FG % 1st Half: 7-9 77.8% 2nd half: 2-10 20.0% Game: 9-19 47.4%
 FT % 1st Half: 6-8 75.0% 2nd half: 5-7 71.4% Game: 11-15 73.3%

Xavier 84 • 6-3, 0-0 BE

#	Player	Total		3-Ptr		Rebounds		PF	TP	A	TO	Blk	Stl	Min	
		FG-FGA	FG-FGA	FT-FTA	Off	Def	Off								Def
24	Jack Nunge	f	7-9	1-2	2-5	3	11	14	1	17	1	1	2	2	32
32	Zach Freemantle	f	4-8	0-0	0-0	0	1	1	1	8	1	3	0	0	20
00	Souley Boum	g	5-8	2-3	11-14	1	3	4	3	23	7	3	0	0	37
03	Colby Jones	g	4-10	0-1	6-7	2	1	3	4	14	4	2	0	0	33
05	Adam Kunkel	g	4-10	1-4	2-2	0	4	2	2	11	3	2	1	1	36
01	Desmond Claude	g	2-4	1-2	0-0	0	2	2	2	5	3	2	0	0	17
02	Jerome Hunter	g	2-3	0-0	2-2	2	3	5	4	6	1	1	0	0	16
12	Kam Craft	g	0-0	0-0	0-0	0	0	0	1	0	0	1	0	0	5
15	Kyky Tandy	g	0-0	0-0	0-0	0	0	0	0	0	0	0	0	0	0
22	Dionte Miles	g	0-0	0-0	0-0	0	0	0	1	0	0	0	0	0	3
	Team					1	0	1							
	Totals		28-52	5-12	23-30	9	25	34	19	84	20	15	3	3	200

FG % 1st Half: 13-28 46.4% 2nd half: 15-24 62.5% Game: 28-52 53.8% Deadball Rebounds 2,1
 3FG % 1st Half: 2-6 33.3% 2nd half: 3-6 50.0% Game: 5-12 41.7%
 FT % 1st Half: 8-10 80.0% 2nd half: 15-20 75.0% Game: 23-30 76.7%

Officials: Brent Hampton, Brian O'Connell, Kip Kissinger
 Technical fouls: West Virginia-Kedrian Johnson. Xavier-None.
 Attendance: 10460

Score by periods	1st	2nd	Total
West Virginia	43	31	74
Xavier	36	48	84

	In	Off	2nd	Fast	Bench
Points	32	9	4	13	19
WVU	32	9	4	13	19
XU	42	17	14	14	11

Last FG - WVU 2nd-04:26, XU 2nd-02:54.
 Largest lead - WVU by 11 1st-02:42, XU by 11 2nd-01:15.
 WVU led for 28:56. XU led for 08:22. Game was tied for 02:42.
 Score tied - 4 times.
 Lead changed - 4 times.

Xavier vs Cincinnati 12/10/22 3:00 pm at Cincinnati, OH

Xavier 80 • 7-3, 0-0 BE

#	Player	Total		3-Ptr		Rebounds		PF	TP	A	TO	Blk	Stl	Min	
		FG-FGA	FG-FGA	FT-FTA	Off	Def	Off								Def
24	Jack Nunge	f	8-16	2-6	0-0	2	1	3	2	18	3	0	0	1	32
32	Zach Freemantle	f	5-9	1-1	3-4	3	9	12	2	14	3	2	0	2	31
00	Souley Boum	g	6-12	2-4	7-9	0	6	6	4	21	3	3	0	2	39
03	Colby Jones	g	5-10	1-3	4-6	3	4	7	2	15	4	3	0	2	35
05	Adam Kunkel	g	2-8	2-5	0-0	0	2	2	2	6	2	2	0	2	37
01	Desmond Claude	g	1-3	0-1	2-2	0	1	1	2	4	1	1	0	0	9
02	Jerome Hunter	g	1-2	0-1	0-0	0	3	3	1	2	2	0	0	0	12
04	Cesare Edwards	g	0-1	0-1	0-0	0	1	1	0	0	0	1	0	0	2
12	Kam Craft	g	0-0	0-0	0-0	0	0	0	0	0	0	0	0	0	2
15	Kyky Tandy	g	0-1	0-1	0-0	0	0	0	1	0	0	0	0	0	1
	Team					1	0	1							
	Totals		28-62	8-23	16-21	9	27	36	16	80	18	12	0	9	200

FG % 1st Half: 15-32 46.9% 2nd half: 13-30 43.3% Game: 28-62 45.2% Deadball Rebounds 3,1
 3FG % 1st Half: 6-13 46.2% 2nd half: 2-10 20.0% Game: 8-23 34.8%
 FT % 1st Half: 5-5 100.0% 2nd half: 11-16 68.8% Game: 16-21 76.2%

Cincinnati 77 • 6-4, 0-0 AAC

#	Player	Total		3-Ptr		Rebounds		PF	TP	A	TO	Blk	Stl	Min	
		FG-FGA	FG-FGA	FT-FTA	Off	Def	Off								Def
30	Viktor Lakhin	f	7-9	1-1	1-2	4	4	8	5	16	0	3	2	0	24
02	Landers Nolley II	g	3-9	0-3	3-3	0	4	4	3	9	2	3	0	0	36
03	Mika Adams-Woods	g	2-6	1-3	4-4	0	5	5	2	9	6	0	0	0	33
05	David DeJulius	g	7-16	3-5	5-5	0	2	2	1	22	2	2	0	1	32
24	Jeremiah Davenport	g	2-7	2-5	0-0	0	3	3	0	6	1	2	0	0	20
00	Dan Skillings Jr.	g	0-0	0-0	0-0	0	2	2	2	0	0	2	0	0	5
13	Josh Reed	g	1-4	0-2	0-0	1	2	3	1	2	0	1	1	0	13
32	Jarrett Hensley	g	1-2	0-1	2-2	0	1	1	0	4	0	1	0	1	12
33	Ody Oguama	g	4-6	0-0	1-2	0	4	4	4	9	0	0	0	1	25
	Team					1	0	1							
	Totals		27-59	7-20	16-18	6	27	33	18	77	11	15	3	3	200

FG % 1st Half: 7-27 25.9% 2nd half: 20-32 62.5% Game: 27-59 45.8% Deadball Rebounds 0
 3FG % 1st Half: 3-12 25.0% 2nd half: 4-8 50.0% Game: 7-20 35.0%
 FT % 1st Half: 7-8 87.5% 2nd half: 9-10 90.0% Game: 16-18 88.9%

Officials: Tony Chiazza, Lee Cassell, Joe Lindsay
 Technical fouls: Xavier-None. Cincinnati-None.
 Attendance: 12012

Score by periods	1st	2nd	Total
Xavier	41	39	80
Cincinnati	24	53	77

	In	Off	2nd	Fast	Bench
Points	36	21	10	5	6
XU	36	21	10	5	6
UC	34	14	7	15	15

Last FG - XU 2nd-03:07, UC 2nd-00:11.
 Largest lead - XU by 17 1st-00:41, UC None.
 XU led for 39:23. UC led for 00:00. Game was tied for 00:37.
 Score tied - 1 time.
 Lead changed - 0 times.

Southern U. vs Xavier 12/13/22 7:00 pm at Cincinnati, OH

Southern U. 59 • 4-6, 0-0 SWAC

#	Player	Total		3-Ptr		Rebounds		PF	TP	A	TO	Blk	Stl	Min	
		FG-FGA	FG-FGA	FT-FTA	Off	Def	Off								Def
21	Festus Ndumanya	f	2-3	0-0	0-0	1	0	1	5	4	1	1	2	0	15
03	P.J. Byrd	g	1-4	1-2	0-0	1	4	5	1	3	7	1	0	1	27
22	Brian Whitley	g	6-13	2-8	3-3	0	1	1	0	17	1	3	0	2	27
23	Bryson Etienne	g	3-7	2-5	1-2	1	3	4	3	9	0	2	0	0	18
35	Tyrone Lyons	g	1-7	0-2	2-2	0	2	3	4	0	3	0	2	19	
00	Terrill Williams Jr.	g	3-6	1-2	0-0	0	4	4	1	7	0	3	0	1	20
04	Isaiah Rollins	g	0-2	0-1	0-0	0	2	2	1	0	1	0	0	0	17
05	Jarylon Wilkins	g	0-3	0-2	0-0	0	3	3	0	1	0	1	0	0	9
10	Jarom Wilkins	g	0-1	0-0	0-0	0	1	1	1	0	0	1	0	2	9
11	DeSean Woods	g	0-2	0-1	2-2	0	3	3	0	0	1	0	0	1	13
12	Jalen Reynolds	g	2-5	0-0	0-0	0	0	0	4	4	1	2	1	2	16
13	Dre'Shawn Allen	g	3-5	2-3	1-1	0	0	0	0	9	0	0	0	0	9
20	Gavin Harris	g	0-0	0-0	0-0	0	1	1	0	0	0	1	0	0	1
	Team					2	1	3							
	Totals		21-58	8-26	9-10	5	25	30	22	59	17	20	4	11	200

FG % 1st Half: 9-26 34.6% 2nd half: 12-32 37.5% Game: 21-58 36.2% Deadball Rebounds 0
 3FG % 1st Half: 4-13 30.8% 2nd half: 4-13 30.8% Game: 8-26 30.8%
 FT % 1st Half: 2-2 100.0% 2nd half: 7-8 87.5% Game: 9-10 90.0%

Xavier 79 • 8-3, 0-0 BE

#	Player	Total		3-Ptr		Rebounds		PF	TP	A	TO	Blk	Stl	Min	
		FG-FGA	FG-FGA	FT-FTA	Off	Def	Off								Def
24	Jack Nunge	f	4-7	0-1	5-5	1	6	7	0	13	2	2	2	0	22
32	Zach Freemantle	f	7-10	1-1	0-0	2	6	8	4	15	1	1	0	0	26
00	Souley Boum	g	5-9	3-6	4-4	0	0	0	1	17	7	1	1	2	27
03	Colby Jones	g	3-8	2-5	2-4	1	2	3	0	10	6	0	0	1	25
05	Adam Kunkel	g	3-7	1-5	0-1	0	3	3	2	7	3	4	1	0	24
01	Desmond Claude	g	1-4	0-2	0-2	0	3	3	1	2	4	5	0	2	22
02	Jerome Hunter	g	2-3	0-0	0-0	1	2	3	1	4	0	2	1	0	16
04	Cesare Edwards	g	1-1	0-0	0-0	1	1	1	2	0	2	1	0	0	7
12	Kam Craft	g	3-7	2-5	0-0	0	4	4	0	8	1	0	0	0	13
15	Kyky Tandy	g	0-2	0-2	1-2	0	2	2							

Seton Hall vs Xavier 12/20/22 8:30 pm at Cincinnati, OH

Seton Hall 70 • 7-6, 0-2 BE

#	Player	Total			3-Ptr			Rebounds			PF	TP	A	TO	Blk	Stl	Min
		FG-FGA	FG-FGA	FT-FTA	FG-FGA	FG-FGA	FT-FTA	Off	Def	Tot							
04	Tyrese Samuel	f	7-11	0-1	0-1	2	4	6	1	14	0	1	1	26			
13	KC Ndefo	f	2-3	0-0	1-3	1	0	1	4	5	2	2	2	25			
00	Kadary Richmond	g	7-10	0-0	3-5	0	4	4	4	17	5	5	0	2			
02	Al-Amir Dawes	g	3-13	3-8	1-2	1	3	4	2	10	2	1	0	30			
21	Femi Odukale	g	2-7	0-3	4-7	2	7	9	4	8	4	3	0	1			
01	Tray Jackson	g	4-7	1-1	0-0	2	0	2	1	9	0	1	0	14			
14	Dre Davis	g	1-4	0-2	3-3	0	1	1	3	5	0	2	0	15			
15	Jamir Harris	g	0-2	0-2	0-0	0	0	0	1	0	1	0	1	21			
22	Tae Davis	g	0-0	0-0	2-2	1	3	4	3	2	0	0	1	11			
	Team					1	2	3									
	Totals		26-57	4-17	14-23	10	24	34	23	70	14	14	6	7	200		

FG % 1st Half: 14-30 46.7% 2nd half: 12-27 44.4% Game: 26-57 45.6% Deadball Rebounds 2
 3FG % 1st Half: 1-10 10.0% 2nd half: 3-7 42.9% Game: 4-17 23.5%
 FT % 1st Half: 5-9 55.6% 2nd half: 9-14 64.3% Game: 14-23 60.9%

Xavier 73 • 10-3, 2-0 BE

#	Player	Total			3-Ptr			Rebounds			PF	TP	A	TO	Blk	Stl	Min
		FG-FGA	FG-FGA	FT-FTA	FG-FGA	FG-FGA	FT-FTA	Off	Def	Tot							
24	Jack Nunge	f	0-5	0-2	4-6	4	4	8	4	4	0	1	1	26			
32	Zach Freemantle	f	10-16	1-1	2-3	2	7	9	3	23	3	2	0	1			
00	Souley Boum	g	4-11	2-5	0-0	0	0	0	3	10	7	2	0	37			
03	Colby Jones	g	6-11	1-4	3-3	1	7	8	2	16	6	1	3	1			
05	Adam Kunkel	g	2-9	1-7	3-4	1	1	2	3	8	3	3	0	1			
01	Desmond Claude	g	0-1	0-1	1-2	0	5	5	2	1	2	2	0	1			
02	Jerome Hunter	g	4-5	0-0	3-4	2	3	5	2	11	2	1	2	0			
04	Cesare Edwards	g	0-0	0-0	0-0	0	1	1	0	0	1	1	0	1			
	Team					0	0	0			1						
	Totals		26-58	5-20	16-22	10	28	38	19	73	23	14	6	4	200		

FG % 1st Half: 13-31 41.9% 2nd half: 13-27 48.1% Game: 26-58 44.8% Deadball Rebounds 4
 3FG % 1st Half: 3-11 27.3% 2nd half: 2-9 22.2% Game: 5-20 25.0%
 FT % 1st Half: 8-11 72.7% 2nd half: 8-11 72.7% Game: 16-22 72.7%

Officials: Brent Hampton, Lamar Simpson, Jeffery Clark
 Technical fouls: Seton Hall-None. Xavier-None.
 Attendance: 10224

Score by periods	1st	2nd	Total
Seton Hall	34	36	70
Xavier	37	36	73

Points	In	Off	2nd	Fast	Bench
SHU	42	12	19	10	16
XU	32	20	9	17	12

Last FG - SHU 2nd-01:23, XU 2nd-02:34.
 Largest lead - SHU by 4 1st-18:28, XU by 8 1st-11:56.
 SHU led for 03:46, XU led for 33:07. Game was tied for 03:07.

Score tied - 6 times.
 Lead changed - 9 times.

Xavier vs St. John's (NY) 12/28/22 9:00 pm at Queens, NY

Xavier 84 • 11-3, 3-0 BE

#	Player	Total			3-Ptr			Rebounds			PF	TP	A	TO	Blk	Stl	Min
		FG-FGA	FG-FGA	FT-FTA	FG-FGA	FG-FGA	FT-FTA	Off	Def	Tot							
24	Jack Nunge	f	10-14	2-2	1-2	3	9	12	1	23	3	2	0	1			
32	Zach Freemantle	f	6-13	1-2	1-2	1	8	9	2	14	0	3	1	0			
00	Souley Boum	g	4-11	1-5	8-8	1	5	6	1	17	6	2	0	2			
03	Colby Jones	g	2-6	1-2	2-3	1	5	6	3	7	4	5	0	3			
05	Adam Kunkel	g	3-8	1-4	0-0	0	1	1	3	7	2	1	0	1			
01	Desmond Claude	g	2-8	0-0	0-1	2	1	3	4	4	3	0	0	2			
02	Jerome Hunter	g	3-7	0-0	2-4	7	3	10	3	8	1	2	2	1			
04	Cesare Edwards	g	2-3	0-0	0-0	0	0	0	0	4	0	0	0	0			
15	KyKy Tandy	g	0-0	0-0	0-0	0	0	0	0	0	0	0	0	0			
	Team					1	0	1									
	Totals		32-70	6-15	14-20	16	32	48	17	84	19	15	3	10	200		

FG % 1st Half: 21-39 53.8% 2nd half: 11-31 35.5% Game: 32-70 45.7% Deadball Rebounds 3
 3FG % 1st Half: 5-11 45.5% 2nd half: 1-4 25.0% Game: 6-15 40.0%
 FT % 1st Half: 1-3 33.3% 2nd half: 13-17 76.5% Game: 14-20 70.0%

St. John's (NY) 79 • 11-3, 1-2 BE

#	Player	Total			3-Ptr			Rebounds			PF	TP	A	TO	Blk	Stl	Min
		FG-FGA	FG-FGA	FT-FTA	FG-FGA	FG-FGA	FT-FTA	Off	Def	Tot							
11	Joel Soriano	f	4-10	0-0	6-6	3	5	8	1	14	0	2	3	0			
23	David Jones	f	7-17	3-5	2-4	3	7	10	4	19	2	2	1	1			
00	Posh Alexander	g	5-14	1-4	0-0	3	2	5	3	11	2	4	0	3			
03	Andre Curbelo	g	2-9	0-1	0-0	1	1	2	2	4	7	3	0	3			
10	Montez Mathis	g	6-9	2-4	0-0	1	1	2	2	14	1	0	0	2			
02	AJ Storr	g	2-5	0-1	0-0	0	0	0	1	4	0	0	0	0			
04	O'Mar Stanley	g	2-2	0-0	0-0	0	2	2	1	4	0	0	0	1			
05	Dylan Addae-Wusu	g	2-3	2-3	0-2	0	4	4	0	6	3	1	0	2			
22	Esahia Nyiwe	g	1-3	0-0	1-4	1	1	2	1	3	0	0	1	0			
	Team					0	1	1			1						
	Totals		31-72	8-18	9-16	12	24	36	15	79	15	13	5	12	200		

FG % 1st Half: 15-32 46.9% 2nd half: 16-40 40.0% Game: 31-72 43.1% Deadball Rebounds 4,1
 3FG % 1st Half: 4-7 57.1% 2nd half: 4-11 36.4% Game: 8-18 44.4%
 FT % 1st Half: 3-6 50.0% 2nd half: 6-10 60.0% Game: 9-16 56.3%

Officials: Tony Chiazza, Lamar Simpson, John Gaffney
 Technical fouls: Xavier-None. St. John's (NY)-None.
 Attendance: 4368

Score by periods	1st	2nd	Total
Xavier	48	36	84
St. John's (NY)	37	42	79

Points	In	Off	2nd	Fast	Bench
XU	48	10	14	17	16
SJU	44	24	8	30	17

Last FG - XU 2nd-01:16, SJU 2nd-00:27.
 Largest lead - XU by 18 2nd-13:28, SJU by 1 1st-15:38.
 XU led for 38:40, SJU led for 00:18. Game was tied for 01:02.

Score tied - 1 time.
 Lead changed - 2 times.

UConn vs Xavier 12/31/22 12:00 pm at Cincinnati, OH

UConn 73 • 14-1, 3-1 BE

#	Player	Total			3-Ptr			Rebounds			PF	TP	A	TO	Blk	Stl	Min
		FG-FGA	FG-FGA	FT-FTA	FG-FGA	FG-FGA	FT-FTA	Off	Def	Tot							
11	Alex Karaban	f	2-9	2-8	0-0	3	2	5	5	6	1	0	0	0			
21	Adama Sanogo	f	9-17	0-1	0-0	2	4	6	2	18	1	2	0	0			
02	Tristen Newton	g	2-5	2-3	0-0	2	5	7	4	6	7	4	1	1			
24	Jordan Hawkins	g	3-9	1-5	4-7	0	5	5	4	11	2	3	0	2			
44	Andre Jackson Jr.	g	5-14	4-12	0-2	4	6	10	1	14	8	1	0	2			
03	Joey Calcaterra	g	1-2	1-2	0-0	0	0	0	3	3	1	1	0	0			
04	Nahiem Alleyne	g	2-5	2-4	0-0	0	0	0	1	6	0	2	0	0			
05	Hassan Diarra	g	2-3	1-2	0-0	0	1	1	1	5	1	2	0	1			
32	Donovan Clingan	g	2-3	0-0	0-0	0	2	2	0	4	2	1	1	0			
	Team					2	0	2									
	Totals		28-67	13-37	4-9	13	25	38	21	73	23	16	2	6	200		

FG % 1st Half: 17-36 47.2% 2nd half: 11-31 35.5% Game: 28-67 41.8% Deadball Rebounds 3
 3FG % 1st Half: 8-19 42.1% 2nd half: 5-18 27.8% Game: 13-37 35.1%
 FT % 1st Half: 0-1 0.0% 2nd half: 4-8 50.0% Game: 4-9 44.4%

Xavier 83 • 12-3, 4-0 BE

#	Player	Total			3-Ptr			Rebounds			PF	TP	A	TO	Blk	Stl	Min
		FG-FGA	FG-FGA	FT-FTA	FG-FGA	FG-FGA	FT-FTA	Off	Def	Tot							
24	Jack Nunge	f	5-8	1-2	4-5	0	3	3	2	15	3	3	1	1			
32	Zach Freemantle	f	6-11	0-0	4-5	0	11	11	0	16	5	2	1	3			
00	Souley Boum	g	3-10	0-4	5-7	0	5	5	1	11	3	1	0	1			
03	Colby Jones	g	7-10	2-4	0-0	1	3	4	1	16	5	4	0	2			
05	Adam Kunkel	g	2-7	0-2	1-2	0	1	1	2	5	3	2	0	2			
01	Desmond Claude	g	1-1	0-0	0-0	0	1	1	0	2	0	0	0	2			
02	Jerome Hunter	g	3-4	0-0	9-9	3	2	5	2	15	0	0	0	0			
15	KyKy Tandy	g	1-1	1-1	0-0	0	0	0	1	3	1	0	0	0			
	Team					0	1	1									
	Totals		28-52	4-13	23-28	4	27	31	9	83	20	12	2	11	200		

FG % 1st Half: 15-26 57.7% 2nd half: 13-26 50.0% Game: 28-52 53.8% Deadball Rebounds 0,1
 3FG % 1st Half: 4-7 57.1% 2nd half: 0-6 0.0% Game: 4-13 30.8%
 FT % 1st Half: 7-8 87.5% 2nd half: 16-20

Creighton vs Xavier 01/11/23 7:00 pm at Cincinnati, OH

Creighton 87 • 9-8, 3-3 BE

#	Player	Total			3-Ptr			Rebounds			PF	TP	A	TO	Blk	Stl	Min
		FG-FGA	FG-FGA	FT-FTA	FG-FGA	FG-FGA	FT-FTA	Off	Def	Tot							
24	Arthur Kaluma	f	5-9	1-3	0-0	2	7	9	3	11	0	3	2	1	33		
11	Ryan Kalkbrenner	c	5-8	0-1	5-7	4	4	8	1	15	4	0	2	3	38		
02	Ryan Nembhard	g	6-17	3-7	2-2	0	5	5	4	17	7	2	0	0	36		
23	Trey Alexander	g	5-8	1-2	5-6	0	3	3	2	16	4	2	1	1	35		
55	Baylor Scheierman	g	10-18	4-7	1-1	0	4	4	4	25	5	3	0	2	37		
04	Shereef Mitchell	g	0-1	0-1	0-0	0	0	0	0	0	0	0	0	0	4		
05	Francisco Farabello	g	1-3	1-2	0-0	0	0	0	0	3	0	0	0	0	12		
13	Mason Miller	g	0-0	0-0	0-0	0	0	0	1	0	0	0	0	0	2		
33	Fredrick King	g	0-0	0-0	0-0	0	0	0	3	0	0	0	0	0	3		
	Team					0	1	1									
	Totals		32-64	10-23	13-16	6	24	30	18	87	20	11	5	7	200		

FG % 1st Half: 17-31 54.8% 2nd half: 15-33 45.5% Game: 32-64 50.0% Deadball Rebounds 2
 3FG % 1st Half: 3-8 37.5% 2nd half: 7-15 46.7% Game: 10-23 43.5%
 FT % 1st Half: 9-10 90.0% 2nd half: 4-6 66.7% Game: 13-16 81.3%

Xavier 90 • 14-3, 6-0 BE

#	Player	Total			3-Ptr			Rebounds			PF	TP	A	TO	Blk	Stl	Min
		FG-FGA	FG-FGA	FT-FTA	FG-FGA	FG-FGA	FT-FTA	Off	Def	Tot							
24	Jack Nunge	f	5-8	1-3	4-6	8	4	12	1	15	3	1	2	1	30		
32	Zach Freemantle	f	2-9	1-2	0-1	3	7	10	3	5	5	5	1	1	28		
00	Souley Boum	g	9-18	2-5	6-7	0	5	5	2	26	8	0	0	1	39		
03	Colby Jones	g	9-15	2-4	0-2	0	4	4	2	20	3	3	1	1	37		
05	Adam Kunkel	g	2-6	1-3	2-2	2	2	4	4	7	2	3	0	0	22		
01	Desmond Claude	g	2-4	0-0	1-2	1	1	2	2	5	1	1	0	0	23		
02	Jerome Hunter	g	5-8	1-2	1-1	1	2	3	1	12	0	0	0	1	21		
	Team					0	1	1									
	Totals		34-68	8-19	14-21	15	26	41	15	90	22	13	4	5	200		

FG % 1st Half: 17-35 48.6% 2nd half: 17-33 51.5% Game: 34-68 50.0% Deadball Rebounds 2,1
 3FG % 1st Half: 5-12 41.7% 2nd half: 3-7 42.9% Game: 8-19 42.1%
 FT % 1st Half: 6-9 66.7% 2nd half: 8-12 66.7% Game: 14-21 66.7%

Officials: Greg Evans, Mike Roberts, Jeffery Anderson
 Technical fouls: Creighton-None. Xavier-None.
 Attendance: 10224

Score by periods	1st	2nd	Total
Creighton	46	41	87
Xavier	45	45	90

	In	Off	2nd	Fast	Bench
Points	Paint	T/O	Chance	Break	
CU	38	15	8	15	3
XU	32	12	15	6	17

Last FG - CU 2nd-00:02, XU 2nd-01:31.
 Largest lead - CU by 7 1st-02:44, XU by 7 2nd-05:17.
 CU led for 19:50. XU led for 14:12. Game was tied for 05:58.

Score tied - 13 times.
 Lead changed - 5 times.

Marquette vs Xavier 01/15/23 12:00 pm at Cincinnati, OH

Marquette 76 • 14-5, 6-2 BE

#	Player	Total			3-Ptr			Rebounds			PF	TP	A	TO	Blk	Stl	Min
		FG-FGA	FG-FGA	FT-FTA	FG-FGA	FG-FGA	FT-FTA	Off	Def	Tot							
12	Olivier-Maxence Pros	f	4-9	0-2	2-2	2	2	4	2	10	1	0	0	1	30		
13	Oso Ighodaro	f	7-8	0-0	0-0	4	4	8	4	14	2	1	2	1	29		
01	Kam Jones	g	5-14	2-9	0-0	0	2	2	0	12	5	0	0	2	36		
04	Stevie Mitchell	g	0-2	0-0	2-2	1	3	4	2	3	0	0	0	2	24		
11	Tyler Kolek	g	11-18	2-7	1-3	1	3	4	2	25	7	3	1	1	38		
05	Chase Ross	g	1-3	0-0	0-0	0	1	1	2	2	0	1	0	1	13		
21	Ben Gold	g	0-0	0-0	0-0	0	2	2	1	0	0	1	2	0	3		
22	Sean Jones	g	0-3	0-1	0-0	0	1	1	2	0	0	0	0	0	6		
23	David Joplin	g	3-8	2-5	3-4	0	3	3	2	11	3	1	1	0	21		
	Team					1	2	3									
	Totals		31-65	6-24	8-11	9	23	32	17	76	21	7	6	8	200		

FG % 1st Half: 20-34 58.8% 2nd half: 11-31 35.5% Game: 31-65 47.7% Deadball Rebounds 0
 3FG % 1st Half: 5-12 41.7% 2nd half: 1-12 8.3% Game: 6-24 25.0%
 FT % 1st Half: 3-5 60.0% 2nd half: 5-6 83.3% Game: 8-11 72.7%

Xavier 80 • 15-3, 7-0 BE

#	Player	Total			3-Ptr			Rebounds			PF	TP	A	TO	Blk	Stl	Min
		FG-FGA	FG-FGA	FT-FTA	FG-FGA	FG-FGA	FT-FTA	Off	Def	Tot							
24	Jack Nunge	f	5-9	0-0	6-9	8	5	13	2	16	1	2	3	2	31		
32	Zach Freemantle	f	5-9	0-0	0-0	1	7	8	2	10	1	0	0	0	23		
00	Souley Boum	g	5-15	2-8	4-4	1	5	6	0	16	5	1	0	1	36		
03	Colby Jones	g	6-14	1-3	0-1	4	4	8	3	13	5	3	2	1	35		
05	Adam Kunkel	g	4-10	2-7	2-2	0	4	4	2	12	4	2	0	0	32		
01	Desmond Claude	g	1-3	0-0	0-0	0	0	0	2	2	0	0	0	0	19		
02	Jerome Hunter	g	5-8	0-0	1-1	2	2	4	2	11	2	2	0	0	22		
15	KyKy Tandy	g	0-1	0-0	0-0	0	0	0	0	0	0	0	0	0	2		
	Team					1	1	2									
	Totals		31-69	5-18	13-17	17	28	45	13	80	20	10	5	4	200		

FG % 1st Half: 19-39 48.7% 2nd half: 12-30 40.0% Game: 31-69 44.9% Deadball Rebounds 2
 3FG % 1st Half: 2-9 22.2% 2nd half: 3-9 33.3% Game: 5-18 27.8%
 FT % 1st Half: 4-5 80.0% 2nd half: 9-12 75.0% Game: 13-17 76.5%

Officials: Paul Szecel, Tony Chiazza, James Breeding
 Technical fouls: Marquette-None. Xavier-None.
 Attendance: 10508

Score by periods	1st	2nd	Total
Marquette	48	28	76
Xavier	44	36	80

	In	Off	2nd	Fast	Bench
Points	Paint	T/O	Chance	Break	
MARQ	42	11	8	6	13
XU	40	7	19	9	13

Last FG - MARQ 2nd-00:08, XU 2nd-00:46.
 Largest lead - MARQ by 9 1st-16:24, XU by 4 1st-11:20.
 MARQ led for 20:28. XU led for 16:26. Game was tied for 03:06.

Score tied - 7 times.
 Lead changed - 10 times.

Xavier vs DePaul 01/18/23 7:30 pm at Chicago, IL

Xavier 72 • 15-4, 7-1 BE

#	Player	Total			3-Ptr			Rebounds			PF	TP	A	TO	Blk	Stl	Min
		FG-FGA	FG-FGA	FT-FTA	FG-FGA	FG-FGA	FT-FTA	Off	Def	Tot							
24	Jack Nunge	f	6-12	2-4	2-2	6	7	13	2	16	0	2	1	1	31		
32	Zach Freemantle	f	7-13	0-1	4-5	3	9	12	0	18	0	4	0	2	33		
00	Souley Boum	g	1-12	0-3	2-2	0	3	3	1	4	6	1	0	2	37		
03	Colby Jones	g	3-14	0-5	2-2	0	4	4	4	8	2	1	0	0	32		
05	Adam Kunkel	g	6-12	2-7	0-0	0	2	2	1	14	4	0	0	0	31		
01	Desmond Claude	g	0-2	0-0	0-0	0	2	2	1	0	0	1	1	0	16		
02	Jerome Hunter	g	4-6	0-0	2-2	2	3	5	5	10	1	0	0	2	17		
15	KyKy Tandy	g	0-0	0-0	2-2	0	1	1	2	0	0	0	0	1	3		
	Team					3	0	3									
	Totals		27-71	4-20	14-15	14	31	45	15	72	13	10	2	8	200		

FG % 1st Half: 14-33 42.4% 2nd half: 13-38 34.2% Game: 27-71 38.0% Deadball Rebounds 3
 3FG % 1st Half: 2-7 28.6% 2nd half: 2-13 15.4% Game: 4-20 20.0%
 FT % 1st Half: 10-11 90.9% 2nd half: 4-4 100.0% Game: 14-15 93.3%

DePaul 73 • 9-10, 3-5 BE

#	Player	Total			3-Ptr			Rebounds			PF	TP	A	TO	Blk	Stl	Min
		FG-FGA	FG-FGA	FT-FTA	FG-FGA	FG-FGA	FT-FTA	Off	Def	Tot							
01	Javan Johnson	f	6-11	3-6	1-1	0	2	2	4	16	1	1	1	2	29		
10	Yor Anei	f	1-3	0-0	0-0	1	1	2	3	2	0	1	1	0	15		
11	Eral Penn	f	2-4	0-0	5-7	2	8	10	1	9	0	1	0	1	35		
02	Umoja Gibson	g	7-16	5-10	3-3	0	3	3	2	22	5	2	0	2	35		
05	Philmon Gebrewhit	g	2-4	1-2	1-2	0	3	3	6	1	1	0	1	1	29		
00	Zion Cruz	g	0-1	0-1	0-0	0	2	2	1	0	0	0	0	0	8		
21	Da'Sean Nelson	g	4-10	0-1	2-2	2	4	6	2	10	0	3	1	0	25		
23	Caleb Murphy	g	4-12	0-0	0-1	0	2	2	1	8	2	1	1	0	24		
	Team					2	2	4									
	Totals		26-61	9-20	12-16	7	27	34	17	73	9	11	4	6	200		

Xavier vs UConn 01/25/23 6:30 pm at Mansfield, CT

Xavier 82 • 17-4, 9-1 BE

#	Player	Total			3-Ptr			Rebounds			PF	TP	A	TO	Blk	Stl	Min
		FG-FGA	FG-FGA	FT-FTA	FG-FGA	FG-FGA	FT-FTA	Off	Def	Tot							
24	Jack Nunge	f	6-10	0-2	0-0	2	5	7	3	12	0	1	0	0	31		
32	Zach Freemantle	f	2-5	1-1	4-6	0	5	5	5	9	1	2	1	2	21		
00	Souley Boum	g	6-12	5-7	4-4	0	4	4	3	21	3	3	0	1	33		
03	Colby Jones	g	8-16	3-6	1-1	2	0	2	2	20	4	6	0	1	37		
05	Adam Kunkel	g	1-5	1-3	0-0	0	0	0	3	3	4	1	0	2	33		
01	Desmond Claude	g	3-4	0-1	0-1	2	2	4	1	6	3	0	0	0	20		
02	Jerome Hunter	g	5-6	0-0	1-1	1	2	3	2	11	2	0	1	0	25		
	Team					1	3	4									
Totals			31-58	10-20	10-13	8	21	29	19	82	17	15	2	6	200		

FG % 1st Half: 16-32 50.0% 2nd half: 15-26 57.7% Game: 31-58 53.4%
 3FG % 1st Half: 5-11 45.5% 2nd half: 5-9 55.6% Game: 10-20 50.0%
 FT % 1st Half: 2-2 100.0 2nd half: 8-11 72.7% Game: 10-13 76.9%

UConn 79 • 16-6, 5-6 BE

#	Player	Total			3-Ptr			Rebounds			PF	TP	A	TO	Blk	Stl	Min
		FG-FGA	FG-FGA	FT-FTA	FG-FGA	FG-FGA	FT-FTA	Off	Def	Tot							
11	Alex Karaban	f	2-5	1-3	0-1	1	2	3	1	5	1	0	0	1	35		
21	Adama Sanogo	f	4-7	1-1	2-2	5	4	9	2	11	4	1	0	2	33		
02	Tristen Newton	g	6-12	2-5	9-11	3	1	4	3	23	4	5	0	1	35		
24	Jordan Hawkins	g	8-16	5-10	7-7	2	2	4	5	28	1	3	1	0	37		
44	Andre Jackson Jr.	g	3-12	0-3	0-0	2	0	2	3	6	2	1	0	1	25		
03	Joey Calcatera	g	0-3	0-3	0-0	0	0	0	0	0	0	0	0	0	6		
04	Nahiem Alleyne	g	1-3	1-3	1-2	0	2	2	1	4	0	1	0	0	13		
05	Hassan Diarra	g	0-1	0-0	0-0	0	1	1	1	0	0	0	1	0	9		
32	Donovan Clingan	g	1-2	0-0	0-2	1	2	3	2	2	0	1	1	0	7		
	Team					2	4	6									
Totals			25-61	10-28	19-25	16	18	34	18	79	12	12	3	5	200		

FG % 1st Half: 10-31 32.3% 2nd half: 15-30 50.0% Game: 25-61 41.0%
 3FG % 1st Half: 1-13 7.7% 2nd half: 9-15 60.0% Game: 10-28 35.7%
 FT % 1st Half: 3-4 75.0% 2nd half: 16-21 76.2% Game: 19-25 76.0%

Officials: Tony Chiazza, Matt Potter, Jeff Anderson
 Technical fouls: Xavier-Zach Freemantle, UConn-Donovan Clingan.
 Attendance: 10167

Score by periods	1st	2nd	Total
Xavier	39	43	82
UConn	24	55	79

	In	Off	2nd	Fast	Break	Bench
Points	XU	32	7	12	2	17
UConn	26	18	16	9	2	6

Last FG - XU 2nd-01:28, UCONN 2nd-02:40.
 Largest lead - XU by 17 1st-03:45, UCONN None.
 XU led for 39:24, UCONN led for 00:00. Game was tied for 00:36.

Score tied - 0 times.
 Lead changed - 0 times.

Xavier vs Creighton 01/28/23 11:15 am at Omaha, NE

Xavier 67 • 17-5, 9-2 BE

#	Player	Total			3-Ptr			Rebounds			PF	TP	A	TO	Blk	Stl	Min
		FG-FGA	FG-FGA	FT-FTA	FG-FGA	FG-FGA	FT-FTA	Off	Def	Tot							
24	Jack Nunge	f	4-9	1-2	0-0	2	1	3	3	9	2	0	0	0	21		
32	Zach Freemantle	f	8-11	2-3	0-0	0	5	5	3	18	0	2	0	1	24		
00	Souley Boum	g	1-5	0-2	0-0	0	2	2	0	2	4	1	0	2	36		
03	Colby Jones	g	6-14	0-3	1-2	2	2	4	2	13	4	2	1	3	37		
05	Adam Kunkel	g	6-9	1-2	0-0	1	6	7	0	13	2	2	0	1	28		
01	Desmond Claude	g	1-4	0-1	0-0	0	1	1	0	2	3	1	0	1	22		
02	Jerome Hunter	g	2-8	0-1	2-2	0	0	2	6	0	0	0	0	1	18		
04	Cesare Edwards	g	2-2	0-0	0-0	0	1	1	2	4	0	1	0	0	6		
12	Kam Craft	g	0-0	0-0	0-0	0	0	0	0	0	0	0	0	0	2		
15	KyKy Tandy	g	0-0	0-0	0-0	0	0	0	0	0	0	0	0	1	6		
	Team					1	2	3									
Totals			30-62	4-14	3-4	6	20	26	12	67	16	9	1	10	200		

FG % 1st Half: 12-31 38.7% 2nd half: 18-31 58.1% Game: 30-62 48.4%
 3FG % 1st Half: 1-9 11.1% 2nd half: 3-5 60.0% Game: 4-14 28.6%
 FT % 1st Half: 3-4 75.0% 2nd half: 0-0 0.0% Game: 3-4 75.0%

Creighton 84 • 13-8, 7-3 BE

#	Player	Total			3-Ptr			Rebounds			PF	TP	A	TO	Blk	Stl	Min
		FG-FGA	FG-FGA	FT-FTA	FG-FGA	FG-FGA	FT-FTA	Off	Def	Tot							
24	Arthur Kaluma	f	7-16	2-5	4-4	4	5	9	1	20	3	0	2	0	35		
11	Ryan Kalkbrenner	c	8-9	0-0	1-1	2	6	8	0	17	0	1	5	1	33		
02	Ryan Nembhard	g	5-8	1-3	0-0	0	10	10	2	11	8	5	0	0	38		
23	Trey Alexander	g	4-11	2-5	3-4	0	0	0	2	13	2	0	0	0	31		
55	Baylor Scheierman	g	6-10	2-6	0-0	0	4	4	1	14	2	4	0	1	33		
01	Ben Shtolberg	g	0-0	0-0	0-0	0	0	0	0	0	1	0	0	0	2		
04	Shereef Mitchell	g	1-2	0-0	0-0	0	0	0	0	2	0	0	0	0	2		
05	Francisco Farabello	g	1-2	1-2	0-0	0	1	1	0	3	0	1	0	1	14		
13	Mason Miller	g	0-0	0-0	0-0	0	0	0	0	0	1	1	0	1	5		
33	Fredrick King	g	2-2	0-0	0-0	1	0	1	0	4	1	0	1	0	7		
	Team					0	0	0									
Totals			34-60	8-21	8-9	7	26	33	6	84	18	12	8	4	200		

FG % 1st Half: 17-32 53.1% 2nd half: 17-28 60.7% Game: 34-60 56.7%
 3FG % 1st Half: 5-11 45.5% 2nd half: 3-10 30.0% Game: 8-21 38.1%
 FT % 1st Half: 3-4 75.0% 2nd half: 5-5 100.0% Game: 8-9 88.9%

Officials: Evon Burroughs, Brian O'Connell, Pat Driscoll
 Technical fouls: Xavier-TEAM, Creighton-None.
 Attendance: 18277

Score by periods	1st	2nd	Total
Xavier	28	39	67
Creighton	42	42	84

	In	Off	2nd	Fast	Break	Bench
Points	XU	42	14	4	6	12
CU	48	10	9	6	9	9

Last FG - XU 2nd-00:56, CU 2nd-00:29.
 Largest lead - XU by 5 1st-17:16, CU by 19 2nd-08:23.
 XU led for 04:07, CU led for 34:16. Game was tied for 01:37.

Score tied - 2 times.
 Lead changed - 3 times.

Providence vs Xavier 02/01/23 6:30 pm at Cincinnati, OH

Providence 83 • 17-6, 9-3 BE

#	Player	Total			3-Ptr			Rebounds			PF	TP	A	TO	Blk	Stl	Min
		FG-FGA	FG-FGA	FT-FTA	FG-FGA	FG-FGA	FT-FTA	Off	Def	Tot							
05	Ed Crowell	f	8-9	0-0	5-6	5	4	9	3	21	3	0	1	1	40		
23	Bryce Hopkins	f	3-14	0-1	4-6	1	12	13	3	10	5	0	1	1	45		
00	Alyn Breed	g	1-1	0-0	0-0	0	1	1	3	2	0	0	0	0	14		
10	Noah Locke	g	8-14	6-7	0-0	1	4	5	3	22	0	2	0	0	40		
22	Devin Carter	g	6-14	1-5	2-2	1	4	5	4	15	4	2	0	2	42		
01	Jayden Pierre	g	0-1	0-0	0-0	0	0	0	0	0	0	0	0	0	1		
04	Jared Bynum	g	3-12	2-6	3-4	1	4	5	3	11	6	2	0	1	35		
14	Corey Floyd, Jr.	g	0-1	0-0	0-0	0	0	0	1	0	0	0	1	0	3		
21	Clifton Moore	g	1-3	0-1	0-0	1	0	1	0	2	0	0	0	0	5		
	Team					3	2	5									
Totals			30-69	9-20	14-18	13	31	44	20	83	18	8	3	5	225		

FG % 1st Half: 11-29 37.9% 2nd half: 16-32 50.0% OT: 3-8 37.5% Game: 30-69 43.5%
 3FG % 1st Half: 5-10 50.0% 2nd half: 4-9 44.4% OT: 0-1 0.0% Game: 9-20 45.0%
 FT % 1st Half: 8-10 80.0% 2nd half: 5-6 83.3% OT: 1-2 50.0% Game: 14-18 77.8%

Xavier 85 • 18-5, 10-2 BE

#	Player	Total			3-Ptr			Rebounds			PF	TP	A	TO	Blk	Stl	Min
		FG-FGA	FG-FGA	FT-FTA	FG-FGA	FG-FGA	FT-FTA	Off	Def	Tot							
02	Jerome Hunter	f	3-7	0-1	3-8	7	1	8	1	9	1	1	1	0	36		
24	Jack Nunge	f	10-15	3-4	0-0	2	12	14	1	23	3	1	2	1	39		
00	Souley Boum	g	7-19	1-9	5-7	1	2	3	3	20	9	1	0	1	41		
03	Colby Jones	g	9-16	1-3	1-4	1	2	3	2	20	2	1	0	2	41		
05	Adam Kunkel	g	2-5	2-3	0-0	0	1	1	4	6	5	1	1	0	29		
01	Desmond Claude	g	1-4	1-2	4-4	1	4	5	2	7	2	0					



Xavier vs Butler 02/10/23 7:00 pm at Indianapolis, IN

Xavier vs Marquette 02/15/23 6:00 pm at Milwaukee, WI

Xavier 67 • 19-6, 11-3 BE

#	Player	Total			3-Ptr			Rebounds			PF	TP	A	TO	Blk	Stl	Min
		FG-FGA	FG-FGA	FT-FTA	Off	Def	Tot	Off	Def	Tot							
02	Jerome Hunter	f	3-6	0-0	0-1	4	3	7	2	6	2	4	0	0	0	37	
24	Jack Nunge	f	5-13	2-5	2-3	3	5	8	0	14	1	1	0	1	34		
00	Souley Boum	g	4-14	2-7	2-2	1	1	2	1	12	3	4	0	0	32		
03	Colby Jones	g	7-12	1-3	2-5	1	7	8	2	17	2	3	0	3	37		
05	Adam Kunkel	g	5-9	2-6	1-2	0	2	2	4	13	3	2	0	1	36		
04	Desmond Claude	g	2-2	0-0	1-1	0	2	2	2	5	1	2	0	0	16		
01	Cesare Edwards	g	0-0	0-0	0-0	0	3	3	0	0	1	1	0	0	7		
12	Kam Craft	g	0-0	0-0	0-0	0	0	0	0	0	0	0	0	0	1		
Team						2	0	2									
Totals			26-56	7-21	8-14	11	23	34	14	67	12	18	1	5	200		

FG % 1st Half: 8-26 30.8% 2nd half: 18-30 60.0% Game: 26-56 46.4%
 3FG % 1st Half: 3-8 37.5% 2nd half: 4-13 30.8% Game: 7-21 33.3%
 FT % 1st Half: 2-6 33.3% 2nd half: 6-8 75.0% Game: 8-14 57.1%

Butler 69 • 13-13, 5-10 BE

#	Player	Total			3-Ptr			Rebounds			PF	TP	A	TO	Blk	Stl	Min
		FG-FGA	FG-FGA	FT-FTA	Off	Def	Tot	Off	Def	Tot							
24	Ali Ali	f	3-8	1-4	2-2	0	1	1	5	9	2	5	1	0	0	36	
41	Simas Lukosius	f	5-10	2-3	0-1	0	3	3	4	12	3	3	0	2	31		
15	Manny Bates	c	9-10	0-0	1-2	0	4	4	1	19	3	1	5	1	34		
02	Eric Hunter Jr.	g	3-6	1-3	0-0	0	4	4	1	7	4	1	0	1	40		
13	Jayden Taylor	g	5-12	1-5	9-11	0	6	6	2	20	1	3	0	1	40		
01	Jalen Thomas	g	0-0	0-0	2-2	0	2	2	4	2	0	1	3	0	19		
12	Myles Tate	g	0-0	0-0	0-0	0	0	0	0	0	0	0	0	0	0+		
Team						1	2	3									
Totals			25-46	5-15	14-18	1	22	23	17	69	13	16	9	5	200		

FG % 1st Half: 14-21 66.7% 2nd half: 11-25 44.0% Game: 25-46 54.3%
 3FG % 1st Half: 4-7 57.1% 2nd half: 1-8 12.5% Game: 5-15 33.3%
 FT % 1st Half: 3-5 60.0% 2nd half: 11-13 84.6% Game: 14-18 77.8%

Officials: Courtney Green, Lamar Simpson, Jeffrey Anderson

Technical fouls: Xavier-None. Butler-None.

Attendance: 9352

Score by periods	1st	2nd	Total
Xavier	21	46	67
Butler	35	34	69

Points	In	Off	2nd	Fast	Bench
	Paint	T/O	Chance	Break	
XU	36	10	4	3	5
BUTLER	36	13	0	6	2

Last FG - XU 2nd-00:15, BUTLER 2nd-00:02.
 Largest lead - XU None, BUTLER by 15 1st-05:06.
 XU led for 00:00. BUTLER led for 37:43. Game was tied for 02:17.

Score tied - 3 times.
 Lead changed - 0 times.

Xavier 68 • 19-7, 11-4 BE

#	Player	Total			3-Ptr			Rebounds			PF	TP	A	TO	Blk	Stl	Min
		FG-FGA	FG-FGA	FT-FTA	Off	Def	Tot	Off	Def	Tot							
02	Jerome Hunter	f	3-5	0-0	4-4	0	5	5	2	10	3	1	0	0	30		
24	Jack Nunge	f	4-8	1-3	1-2	1	5	6	3	10	1	4	1	0	35		
00	Souley Boum	g	10-15	4-8	0-0	0	5	5	1	24	2	7	0	0	40		
03	Colby Jones	g	5-8	1-3	2-3	1	7	8	2	13	5	0	0	1	38		
05	Adam Kunkel	g	3-11	1-4	0-0	0	3	3	5	7	2	4	0	4	28		
04	Cesare Edwards	g	1-1	0-0	0-0	0	1	1	0	2	1	0	0	0	5		
15	KyKy Tandy	g	1-3	0-1	0-0	0	1	1	2	2	2	1	0	0	24		
Team						2	1	3									
Totals			27-51	7-19	7-9	4	28	32	15	68	16	17	1	5	200		

FG % 1st Half: 13-31 41.9% 2nd half: 14-20 70.0% Game: 27-51 52.9%
 3FG % 1st Half: 2-12 16.7% 2nd half: 5-7 71.4% Game: 7-19 36.8%
 FT % 1st Half: 0-1 0.0% 2nd half: 7-8 87.5% Game: 7-9 77.8%

Marquette 69 • 21-6, 13-3 BE

#	Player	Total			3-Ptr			Rebounds			PF	TP	A	TO	Blk	Stl	Min
		FG-FGA	FG-FGA	FT-FTA	Off	Def	Tot	Off	Def	Tot							
12	Olivier-Maxence Pros	f	2-7	0-2	3-4	2	1	3	2	7	0	1	0	0	0	35	
13	Oso Ighodaro	f	6-10	0-0	2-2	6	3	9	2	14	3	1	0	1	38		
01	Kam Jones	g	2-14	1-7	0-0	0	4	4	0	5	3	0	0	1	31		
04	Stevie Mitchell	g	6-11	1-4	4-5	3	1	4	2	17	1	0	0	6	31		
11	Tyler Kolek	g	5-14	2-4	3-4	1	7	8	4	15	5	3	0	1	34		
05	Chase Ross	g	0-1	0-0	0-0	0	1	1	0	0	0	0	0	1	8		
21	Ben Gold	g	1-1	0-0	0-0	1	0	1	0	2	0	0	0	0	2		
22	Sean Jones	g	0-0	0-0	0-2	0	1	1	0	0	0	1	0	0	4		
23	David Joplin	g	4-10	1-5	0-0	1	2	3	1	9	1	1	1	0	17		
Team						1	1	2									
Totals			26-68	5-22	12-17	15	21	36	11	69	13	7	1	10	200		

FG % 1st Half: 11-32 34.4% 2nd half: 15-36 41.7% Game: 26-68 38.2%
 3FG % 1st Half: 2-10 20.0% 2nd half: 3-12 25.0% Game: 5-22 22.7%
 FT % 1st Half: 0-2 0.0% 2nd half: 12-15 80.0% Game: 12-17 70.6%

Officials: Tommy Morrissey, Roger Ayers, Pat Driscoll

Technical fouls: Xavier-None. Marquette-None.

Attendance: 16041

Score by periods	1st	2nd	Total
Xavier	28	40	68
Marquette	24	45	69

Points	In	Off	2nd	Fast	Bench
	Paint	T/O	Chance	Break	
XU	38	9	7	15	4
MARQ	40	21	15	19	11

Last FG - XU 2nd-00:08, MARQ 2nd-00:01.
 Largest lead - XU by 13 1st-08:56, MARQ by 4 2nd-17:55.
 XU led for 26:01. MARQ led for 08:22. Game was tied for 05:37.

Score tied - 9 times.
 Lead changed - 17 times.

DePaul vs Xavier 02/18/23 4:00 pm at Cincinnati, OH

DePaul 68 • 9-18, 3-13 BE

#	Player	Total			3-Ptr			Rebounds			PF	TP	A	TO	Blk	Stl	Min
		FG-FGA	FG-FGA	FT-FTA	Off	Def	Tot	Off	Def	Tot							
01	Javan Johnson	f	4-8	2-3	0-0	1	1	2	0	10	4	2	0	0	0	32	
11	Eral Penn	f	0-2	0-1	3-4	1	3	4	4	3	0	1	1	0	21		
14	Nick Ongenda	c	2-11	0-0	1-2	0	8	8	5	5	2	1	4	1	21		
02	Umoja Gibson	g	6-10	5-7	0-0	1	2	3	0	17	3	4	0	0	28		
05	Philmon Gebrewhit	g	1-5	0-3	0-0	0	2	2	1	2	1	0	0	1	17		
00	Zion Cruz	g	0-0	0-0	0-0	0	0	0	1	0	0	2	0	0	7		
03	Jalen Terry	g	2-3	1-1	1-2	0	3	3	3	6	0	0	0	0	18		
04	K.T. Raimey	g	2-4	0-2	5-5	0	1	1	1	9	3	0	0	1	8		
21	Da'Sean Nelson	g	7-12	1-3	1-1	0	6	6	2	16	2	4	1	2	34		
23	Caleb Murphy	g	0-2	0-0	0-0	0	1	1	0	1	0	3	1	0	13		
Team						1	2	3									
Totals			24-57	9-20	11-14	4	29	33	18	68	18	15	6	5	200		

FG % 1st Half: 11-29 37.9% 2nd half: 13-28 46.4% Game: 24-57 42.1%
 3FG % 1st Half: 3-7 42.9% 2nd half: 6-13 46.2% Game: 9-20 45.0%
 FT % 1st Half: 2-3 66.7% 2nd half: 9-11 81.8% Game: 11-14 78.6%

Xavier 82 • 20-7, 12-4 BE

#	Player	Total			3-Ptr			Rebounds			PF	TP	A	TO	Blk	Stl	Min
		FG-FGA	FG-FGA	FT-FTA	Off	Def	Tot	Off	Def	Tot							
02	Jerome Hunter	f	7-12	0-1	1-2	2	7	9	1	15	0	0	0	1	27		
24	Jack Nunge	f	7-10	0-3	4-4	3	7	10	2	18	4	0	1	0	29		
00	Souley Boum	g	4-12	2-7	1-4	0	6	6	3	11	2	3	0	1	35		
03	Colby Jones	g	5-13	2-5	2-3	3	1	4	2	14	2	0	0	4	32		
05	Adam Kunkel	g	5-12	4-8	2-2	1	4	5	1	16	8	2	0	2	36		
04	Cesare Edwards	g	3-5	0-0	1-2	3	2	5	2	7	0	0	0	0	14		
15	KyKy Tandy	g	0-1	0-1	0-0	0	0	0	0	2	2	0	1	0	13		
22	Dionte Miles	g	0-1	0-0	0-2	1	0	1	0	3	0	1	0	0	4		
25	Michael Wolf	g	0-0	0-0	0-0	0	0	0	0	0	0	0	0	0	1		
31	Ian Sabourin	g	0-0	0-0	0-0	0	0	0	0</								

Xavier vs Seton Hall 02/24/23 7:00 pm at Newark, NJ

Xavier 82 • 21-8, 13-5 BE

#	Player	F	Total			3-Ptr			Rebounds			PF	TP	A	TO	Blk	Stl	Min
			FG-FGA	FG-FGA	FT-FTA	Off	Def	Tot	FG-FGA	FG-FGA	FT-FTA							
02	Jerome Hunter	f	5-10	0-1	2-2	5	4	9	2	12	2	4	3	1			33	
24	Jack Nunge	f	4-8	0-1	0-0	3	2	5	3	8	5	3	1	1			28	
00	Souley Boum	g	8-13	5-8	2-2	0	4	4	2	23	3	0	0	1			39	
03	Colby Jones	g	5-10	2-6	7-8	1	1	2	2	19	1	2	0	0			20	
05	Adam Kunkel	g	4-8	3-5	2-2	0	5	5	5	13	2	3	0	1			29	
01	Desmond Claude	g	1-5	0-2	0-0	0	6	6	1	2	4	1	0	2			32	
04	Cesare Edwards	g	2-4	0-0	1-2	3	2	5	4	5	0	1	0	0			17	
34	Elijah Tucker	g	0-2	0-0	0-0	1	0	1	1	0	0	0	0	1			2	
Team						1	4	5										
Totals			29-60	10-23	14-16	14	28	42	20	82	17	14	4	7			200	

FG % 1st Half:	15-29	51.7%	2nd half:	14-31	45.2%	Game:	29-60	48.3%	Deadball	
3FG % 1st Half:	6-10	60.0%	2nd half:	4-13	30.8%	Game:	10-23	43.5%	Rebounds	2
FT % 1st Half:	4-4	100.0	2nd half:	10-12	83.3%	Game:	14-16	87.5%		

Seton Hall 60 • 16-13, 9-9 BE

#	Player	F	Total			3-Ptr			Rebounds			PF	TP	A	TO	Blk	Stl	Min
			FG-FGA	FG-FGA	FT-FTA	Off	Def	Tot	FG-FGA	FG-FGA	FT-FTA							
04	Tyrese Samuel	f	2-3	0-0	2-4	0	2	2	2	6	1	2	1	0			21	
13	KC Ndefo	f	2-7	0-0	0-0	1	2	3	4	4	1	0	2	2			20	
02	Al-Amir Dawes	g	1-10	0-5	1-2	0	2	2	2	3	4	2	0	0			31	
15	Jamir Harris	g	1-6	1-5	0-0	1	1	2	1	3	1	0	0	0			31	
21	Femi Odukale	g	4-9	0-1	1-2	0	3	3	5	9	2	2	3	2			24	
01	Tray Jackson	g	3-6	1-3	1-2	1	1	2	0	8	0	2	0	1			18	
14	Dre Davis	g	5-8	1-2	2-3	3	2	5	1	13	1	2	0	0			19	
20	Jaquan Sanders	g	4-6	2-4	1-1	1	2	3	2	11	2	0	2	0			20	
22	Tae Davis	g	0-2	0-0	3-4	2	0	2	1	3	0	2	0	1			15	
50	Elijah Muhammad	g	0-0	0-0	0-0	0	0	0	0	0	0	0	0	0			1	
Team						2	1	3										
Totals			22-57	5-20	11-18	11	16	27	18	60	12	12	8	6			200	

FG % 1st Half:	8-31	25.8%	2nd half:	14-26	53.8%	Game:	22-57	38.6%	Deadball	
3FG % 1st Half:	1-9	11.1%	2nd half:	4-11	36.4%	Game:	5-20	25.0%	Rebounds	3,1
FT % 1st Half:	4-8	50.0%	2nd half:	7-10	70.0%	Game:	11-18	61.1%		

Officials: Earl Walton, Brian O'Connell, Pat Driscoll
 Technical fouls: Xavier-Jerome Hunter; Souley Boum. Seton Hall-KC Ndefo; Jaquan Sanders
 Attendance: 10481

Score by periods	1st	2nd	Total
Xavier	40	42	82
Seton Hall	21	39	60

Last FG - XU 2nd-02:05, SHU 2nd-00:01.
 Largest lead - XU by 29 2nd-02:05, SHU by 3 1st-18:03.
 XU led for 34:06. SHU led for 01:00. Game was tied for 04:54.

Points	In	Off	2nd	Fast	Bench
XU	36	8	18	7	7
SHU	30	17	10	0	35

Score tied - 2 times.
 Lead changed - 3 times.

Xavier vs Providence 03/01/23 6:30 pm at Providence, RI

Xavier 94 • 22-8, 14-5 BE

#	Player	F	Total			3-Ptr			Rebounds			PF	TP	A	TO	Blk	Stl	Min
			FG-FGA	FG-FGA	FT-FTA	Off	Def	Tot	FG-FGA	FG-FGA	FT-FTA							
02	Jerome Hunter	f	3-5	0-0	1-2	0	3	3	3	7	2	3	1	0			28	
24	Jack Nunge	f	3-7	1-2	2-3	3	5	8	4	9	1	0	1	1			30	
00	Souley Boum	g	11-19	4-9	7-7	1	6	7	3	33	4	3	1	0			39	
03	Colby Jones	g	10-11	3-3	6-7	0	9	9	1	29	4	0	0	0			37	
05	Adam Kunkel	g	1-6	0-2	0-0	0	1	1	5	2	3	0	0	1			24	
01	Desmond Claude	g	5-9	2-4	0-0	0	2	2	5	12	0	1	1	0			27	
04	Cesare Edwards	g	1-4	0-0	0-1	3	1	4	3	2	0	1	1	0			15	
Team						1	2	3										
Totals			34-61	10-20	16-20	8	29	37	24	94	14	8	5	2			200	

FG % 1st Half:	16-36	44.4%	2nd half:	18-25	72.0%	Game:	34-61	55.7%	Deadball	
3FG % 1st Half:	5-11	45.5%	2nd half:	5-9	55.6%	Game:	10-20	50.0%	Rebounds	1
FT % 1st Half:	8-11	72.7%	2nd half:	8-9	88.9%	Game:	16-20	80.0%		

Providence 89 • 21-9, 13-6 BE

#	Player	F	Total			3-Ptr			Rebounds			PF	TP	A	TO	Blk	Stl	Min
			FG-FGA	FG-FGA	FT-FTA	Off	Def	Tot	FG-FGA	FG-FGA	FT-FTA							
05	Ed Crosswell	f	5-10	1-1	6-10	7	6	13	4	17	1	1	0	0			36	
23	Bryce Hopkins	f	4-11	2-3	7-9	2	4	6	1	17	3	0	1	0			36	
04	Jared Bynum	g	6-10	1-4	1-1	1	2	3	3	14	3	3	1	1			25	
10	Noah Locke	g	4-9	3-5	4-4	1	3	4	3	15	1	2	0	0			33	
22	Devin Carter	g	5-12	2-4	3-4	1	2	3	4	15	1	1	0	2			31	
00	Alyn Breed	g	0-4	0-1	0-0	0	3	3	0	0	2	0	0	2			13	
01	Jayden Pierre	g	0-1	0-0	2-2	0	1	1	0	2	1	0	1	0			7	
14	Corey Floyd, Jr.	g	2-5	2-3	2-2	0	1	1	1	8	0	0	0	0			11	
21	Clifton Moore	g	0-0	0-0	1-2	0	0	0	1	1	0	0	0	0			4	
30	Rafael Castro	g	0-2	0-1	0-0	0	0	0	0	0	0	0	0	0			4	
Team						4	0	4										
Totals			26-64	11-22	26-34	16	22	38	17	89	12	7	3	5			200	

FG % 1st Half:	9-29	31.0%	2nd half:	17-35	48.6%	Game:	26-64	40.6%	Deadball	
3FG % 1st Half:	4-7	57.1%	2nd half:	7-15	46.7%	Game:	10-20	50.0%	Rebounds	1
FT % 1st Half:	14-17	82.4%	2nd half:	12-17	70.6%	Game:	26-34	76.5%		

Officials: Tommy Morrissy, Roger Ayers, Jeff Anderson
 Technical fouls: Xavier-None. Providence-TEAM.
 Attendance: 12400

Score by periods	1st	2nd	Total
Xavier	45	49	94
Providence	36	53	89

Last FG - XU 2nd-01:31, PROV 2nd-00:02.
 Largest lead - XU by 22 1st-06:01, PROV None.
 XU led for 38:28. PROV led for 00:00. Game was tied for 01:32.

Points	In	Off	2nd	Fast	Bench
XU	32	10	7	4	14
PROV	24	11	14	8	11

Score tied - 1 time.
 Lead changed - 0 times.

Butler vs Xavier 03/04/23 7:00 pm at Cincinnati, OH

Butler 66 • 14-17, 6-14 BE

#	Player	F	Total			3-Ptr			Rebounds			PF	TP	A	TO	Blk	Stl	Min
			FG-FGA	FG-FGA	FT-FTA	Off	Def	Tot	FG-FGA	FG-FGA	FT-FTA							
41	Simas Lukosius	f	3-12	1-7	2-2	0	3	3	4	9	2	1	0	2			40	
01	Jalen Thomas	c	4-5	1-1	3-4	1	1	2	5	12	0	0	0	0			21	
15	Manny Bates	c	2-3	0-0	1-1	0	3	3	1	5	0	0	0	0			11	
02	Eric Hunter Jr.	g	3-6	0-2	1-2	0	3	3	7	7	2	0	2			34		
13	Jayden Taylor	g	6-14	0-2	4-4	1	2	3	2	16	0	3	0	1			38	
03	Chuck Harris	g	6-12	1-2	0-0	1	1	2	3	13	4	1	0	1			35	
11	Myles Wilmoth	g	0-0	0-0	0-0	0	0	0	0	0	0	0	0	0			1	
12	Myles Tate	g	1-2	0-1	0-0	0	1	1	1	2	2	1	0	0			10	
14	Pierce Thomas	g	0-0	0-0	0-0	0	0	0	0	0	0	0	0	0			1	
22	Connor Turnbull	g	0-1	0-1	2-2	0	0	0	0	2	1	2	0	0			9	
Team						2	1	3										
Totals			25-55	3-16	13-15	5	15	20	19	66	16	10	0	6			200	

FG % 1st Half:	11-30
----------------	-------



Creighton vs Xavier 03/10/23 9:00 pm at New York, NY

Creighton 60 • 21-12

#	Player	Total			3-Ptr			Rebounds			PF	TP	A	TO	Blk	Stl	Min
		FG-FGA	FG-FGA	FT-FTA	FG-FGA	FG-FGA	FT-FTA	Off	Def	Tot							
24	Arthur Kaluma	f	3-8	1-5	0-0	0	2	2	3	7	0	0	0	0	0	24	
11	Ryan Kalkbrenner	c	7-7	1-1	3-4	2	1	3	1	18	1	2	1	3	33		
02	Ryan Nembhard	g	2-12	1-3	0-0	1	5	6	3	5	6	2	1	0	31		
23	Trey Alexander	g	4-11	2-4	2-2	1	3	4	1	12	2	4	0	2	29		
55	Baylor Scheierman	g	4-10	1-5	6-6	1	6	7	1	15	2	3	1	0	29		
01	Ben Shtolzberg	g	0-0	0-0	0-0	0	2	2	0	0	0	0	0	0	5		
04	Shereef Mitchell	g	1-2	1-1	0-0	0	0	0	1	3	0	0	1	1	10		
05	Francisco Farabello	g	0-2	0-1	0-0	0	0	0	2	0	1	1	0	1	17		
10	Zander Yates	g	0-0	0-0	0-0	0	0	0	0	0	0	0	0	0	1		
13	Mason Miller	g	0-1	0-1	0-0	0	0	0	2	0	0	0	0	0	12		
14	Sami Osmani	g	0-1	0-1	0-0	0	1	1	0	0	0	0	0	0	1		
21	Evan Young	g	0-1	0-1	0-0	0	0	0	0	0	0	0	0	0	1		
33	Fredrick King	g	0-1	0-0	0-0	1	0	1	0	0	0	1	0	0	7		
Team						1	1	2									
Totals			21-56	7-23	11-12	7	21	28	14	60	12	13	4	7	200		

FG % 1st Half: 10-27 37.0% 2nd half: 11-29 37.9% Game: 21-56 37.5%
 3FG % 1st Half: 3-8 37.5% 2nd half: 4-15 26.7% Game: 7-23 30.4%
 FT % 1st Half: 3-4 75.0% 2nd half: 8-8 100.0% Game: 11-12 91.7%

Xavier 82 • 25-8

#	Player	Total			3-Ptr			Rebounds			PF	TP	A	TO	Blk	Stl	Min
		FG-FGA	FG-FGA	FT-FTA	FG-FGA	FG-FGA	FT-FTA	Off	Def	Tot							
02	Jerome Hunter	f	3-7	0-2	0-0	1	7	8	2	6	2	1	0	0	29		
24	Jack Nunge	f	7-13	1-2	2-3	4	3	7	1	17	1	1	0	2	30		
00	Souley Boum	g	7-17	5-8	4-4	0	5	5	1	23	6	2	0	0	37		
03	Colby Jones	g	7-13	0-1	0-0	3	7	10	0	14	0	2	0	1	35		
05	Adam Kunkel	g	4-7	0-1	0-0	0	4	4	1	8	2	2	1	1	29		
01	Desmond Claude	g	4-10	0-2	3-4	2	0	2	3	11	0	0	0	4	25		
04	Cesare Edwards	g	0-1	0-0	0-0	0	2	2	1	0	0	1	0	0	11		
34	Elijah Tucker	g	1-2	1-1	0-0	1	0	1	0	3	0	1	0	0	2		
35	Bob Nunge	g	0-0	0-0	0-0	0	0	0	0	0	0	0	0	0	1		
45	Bradley Colbert	g	0-0	0-0	0-0	0	0	0	0	0	0	0	0	0	1		
Team						5	1	6									
Totals			33-70	7-17	9-11	16	29	45	9	82	11	10	1	8	200		

FG % 1st Half: 16-38 42.1% 2nd half: 17-32 53.1% Game: 33-70 47.1%
 3FG % 1st Half: 3-11 27.3% 2nd half: 4-6 66.7% Game: 7-17 41.2%
 FT % 1st Half: 5-6 83.3% 2nd half: 4-5 80.0% Game: 9-11 81.8%

Officials: Brent Hampton, Lamar Simpson, James Breeding
 Technical fouls: Creighton-None. Xavier-None.
 Attendance: 19812

Score by periods

	1st	2nd	Total
Creighton	26	34	60
Xavier	40	42	82

	In	Off	2nd	Fast	Bench
CU	24	6	10	6	3
XU	40	17	16	8	14

Last FG - CU 2nd-01:50, XU 2nd-01:18.
 Largest lead - CU by 5 1st-18:43, XU by 22 2nd-02:42.
 CU led for 02:47. XU led for 35:47. Game was tied for 01:24.
 Score tied - 3 times.
 Lead changed - 1 time.

Kennesaw St. vs Xavier 03/17/23 12:40 pm at Greensboro, NC

Kennesaw St. 67 • 26-9

#	Player	Total			3-Ptr			Rebounds			PF	TP	A	TO	Blk	Stl	Min
		FG-FGA	FG-FGA	FT-FTA	FG-FGA	FG-FGA	FT-FTA	Off	Def	Tot							
00	Demond Robinson	f	4-7	0-1	0-0	1	7	8	1	8	2	0	0	0	0	25	
01	Terrell Burden	g	6-16	0-1	2-5	2	5	7	1	14	2	1	0	0	34		
03	Chris Youngblood	g	5-10	2-3	2-3	1	0	1	5	14	1	1	1	1	33		
05	Brandon Stroud	g	0-5	0-3	2-2	0	4	4	4	2	1	2	0	2	23		
22	Spencer Rodgers	g	4-8	2-5	0-0	1	1	2	3	10	1	3	0	0	27		
02	Simeon Cottle	g	3-5	1-2	0-0	0	1	1	0	7	0	0	0	0	6		
10	Alex LaRue	g	0-0	0-0	0-0	0	0	0	0	0	0	0	0	0	0+		
04	Cole Peterson	g	3-7	0-0	0-1	1	3	4	2	6	0	0	0	2	15		
13	Kasen Jennings	g	2-3	0-1	0-0	1	2	3	2	4	4	3	0	0	20		
21	Armani Harris	g	0-0	0-0	0-0	0	0	0	1	0	0	1	0	0	2		
24	Quincy Ademokoya	g	0-3	0-3	2-2	1	2	3	2	2	1	0	0	0	15		
Team						2	3	5									
Totals			27-64	5-19	8-13	10	28	38	21	67	12	11	1	5	200		

FG % 1st Half: 17-32 53.1% 2nd half: 10-32 31.3% Game: 27-64 42.2%
 3FG % 1st Half: 5-12 41.7% 2nd half: 0-7 0.0% Game: 5-19 26.3%
 FT % 1st Half: 4-8 50.0% 2nd half: 4-5 80.0% Game: 8-13 61.5%

Xavier 72 • 26-9

#	Player	Total			3-Ptr			Rebounds			PF	TP	A	TO	Blk	Stl	Min
		FG-FGA	FG-FGA	FT-FTA	FG-FGA	FG-FGA	FT-FTA	Off	Def	Tot							
02	Jerome Hunter	f	8-11	0-0	0-0	1	4	5	3	24	0	1	1	1	31		
24	Jack Nunge	f	4-10	0-3	2-4	1	10	11	2	10	3	0	2	2	35		
00	Souley Boum	g	5-13	1-5	6-6	0	5	5	2	17	2	2	0	0	39		
03	Colby Jones	g	4-13	0-2	4-8	1	5	6	4	12	4	2	0	1	36		
05	Adam Kunkel	g	3-5	1-2	1-2	0	4	4	4	8	6	1	0	1	35		
01	Desmond Claude	g	0-0	0-0	1-2	0	2	2	1	1	1	4	1	1	21		
04	Cesare Edwards	g	0-0	0-0	0-0	0	1	1	1	0	0	0	0	0	3		
Team						1	1	2									
Totals			24-52	2-12	22-30	4	32	36	17	72	16	10	4	6	200		

FG % 1st Half: 13-27 48.1% 2nd half: 11-25 44.0% Game: 24-52 46.2%
 3FG % 1st Half: 1-7 14.3% 2nd half: 1-5 20.0% Game: 2-12 16.7%
 FT % 1st Half: 9-13 69.2% 2nd half: 13-17 76.5% Game: 22-30 73.3%

Officials: Chuck Jones, Rob Riley, Jeff Clark
 Technical fouls: Kennesaw St.-None. Xavier-None.
 Attendance:

Score by periods

	1st	2nd	Total
Kennesaw St.	43	24	67
Xavier	36	36	72

	In	Off	2nd	Fast	Bench
KENNST	30	11	8	8	19
XU	36	14	6	2	1

Last FG - KENNST 2nd-01:23, XU 2nd-01:44.
 Largest lead - KENNST by 13 2nd-15:50, XU by 9 1st-16:09.
 KENNST led for 19:49. XU led for 14:00. Game was tied for 06:11.
 Score tied - 6 times.
 Lead changed - 6 times.

Xavier vs Marquette 03/11/23 6:30 pm at New York, NY

Xavier 51 • 25-9

#	Player	Total			3-Ptr			Rebounds			PF	TP	A	TO	Blk	Stl	Min
		FG-FGA	FG-FGA	FT-FTA	FG-FGA	FG-FGA	FT-FTA	Off	Def	Tot							
02	Jerome Hunter	f	5-9	0-0	0-1	6	2	8	2	10	2	0	0	0	25		
24	Jack Nunge	f	3-6	0-1	0-0	1	6	7	2	6	2	1	2	0	24		
00	Souley Boum	g	0-9	0-5	1-2	2	2	4	3	1	2	0	0	0	24		
03	Colby Jones	g	3-11	0-3	1-3	0	5	5	2	7	2	3	0	0	37		
05	Adam Kunkel	g	5-17	4-9	0-0	0	4	4	3	14	1	1	0	1	35		
01	Desmond Claude	g	5-8	1-2	0-0	0	4	4	0	11	3	4	0	0	32		
04	Cesare Edwards	g	0-1	0-0	1-3	2	4	6	2	1	1	3	0	1	18		
34	Elijah Tucker	g	0-0	0-0	1-2	0	1	1	0	1	0	1	0	0	5		
Team						3	4	7									
Totals			21-61	5-20	4-11	14	32	46	14	51	13	13	2	2	200		

FG % 1st Half: 11-34 32.4% 2nd half: 10-27 37.0% Game: 21-61 34.4%
 3FG % 1st Half: 1-8 12.5% 2nd half: 4-12 33.3% Game: 5-20 25.0%
 FT % 1st Half: 1-2 50.0% 2nd half: 3-9 33.3% Game: 4-11 36.4%

Marquette 65 • 28-6

#	Player	Total			3-Ptr			Rebounds			PF	TP	A	TO	Blk	Stl	Min
		FG-FGA	FG-FGA	FT-FTA	FG-FGA	FG-FGA	FT-FTA	Off	Def	Tot							
12	Olivier-Maxence Pros	f	1-7	1-4	6-6	2	1	3	4	9	0	0	0	0	29		
13	Oso Ighodaro	f	1-3	0-0	0-0	2	7	9	1	2	3	0	2	1	35		
01	Kam Jones	g	4-13	0-8	3-4	0	5	5	0	11	4	0	1	1	29		
04	Stevie Mitchell	g	2-4	1-2	4-5	1	2	3	3	9	1	0	1	0	20		
11	Tyler Kolek	g	9-17	2-3	0-0	1	7	8	1	20	3	2	0	3	36		
05	Chase Ross	g	0-3	0-2	0-0	0	0	0	4	0	0	0	0	0	10		
21	Ben Gold	g	0-1	0-1	0-0	1	0	1	0	0	0	0	0	0	6		
22	Sean Jones	g	1-2	0-0	0-0	0	0	0	0	2	0	1	0	0	9		
23	David Joplin	g	4-10	3-6	1-1	1	3	4	1	12	0	1	0	0	21		
40	Keeyan Itjereje	g	0-0	0-0	0-0	0	0	0	0	0	0	0	0	0	1		
41	Jonah Lucas	g	0-0	0-0	0-0	0	0	0	0	0	0	0	0	0	1		
42	Michael Kennedy	g	0-1	0-1	0-0	0	0	0	1	0	0	0	0	0	1		
51	RJ Walson	g	0-0	0-0	0-0	0	0	0	0	0	0	0	0	0	1		
54	Jake Ciardo	g	0-0														



Xavier vs Texas
03/24/23 8:45 pm at Kansas City, MO

Xavier 71 • 27-10

##	Player	Total			3-Ptr			Rebounds			PF	TP	A	TO	Blk	Stl	Min
		FG-FGA	FG-FGA	FT-FTA	FG-FGA	FG-FGA	FT-FTA	Off	Def	Tot							
02	Jerome Hunter	r	1-3	0-0	1-2	3	4	7	0	3	1	1	0	0	0	26	
24	Jack Nunge	r	6-19	1-5	2-4	4	7	11	4	15	1	0	0	1	30		
00	Souley Boum	g	4-11	0-2	4-4	0	1	1	3	12	2	2	2	0	38		
03	Colby Jones	g	7-15	1-4	0-0	0	7	7	2	15	6	4	2	0	36		
05	Adam Kunkel	g	8-10	5-6	0-0	0	1	1	4	21	1	1	0	1	34		
01	Desmond Claude		1-4	0-0	1-2	1	0	1	1	3	1	3	0	0	23		
04	Cesare Edwards		1-2	0-0	0-0	1	4	5	1	2	0	1	0	0	12		
12	Kam Craft		0-0	0-0	0-0	0	0	0	0	0	0	0	0	0	1		
	Team					1	2	3									
Totals			28-64	7-17	8-12	10	26	36	15	71	12	12	4	2	200		

FG % 1st Half: 9-33 27.3% 2nd half: 19-31 61.3% Game: 28-64 43.8% Deadball
 3FG % 1st Half: 2-8 25.0% 2nd half: 5-9 55.6% Game: 7-17 41.2% Rebounds
 FT % 1st Half: 5-7 71.4% 2nd half: 3-5 60.0% Game: 8-12 66.7% 4

Texas 83 • 29-8

##	Player	Total			3-Ptr			Rebounds			PF	TP	A	TO	Blk	Stl	Min
		FG-FGA	FG-FGA	FT-FTA	FG-FGA	FG-FGA	FT-FTA	Off	Def	Tot							
00	Timmy Allen	r	4-7	1-1	2-4	1	5	6	2	11	2	2	0	3	37		
01	Dylan Disu	r	0-0	0-0	0-0	0	1	1	0	0	0	0	0	0	2		
23	Dillon Mitchell	r	0-0	0-0	0-0	0	1	1	3	0	0	1	0	0	11		
04	Tyrese Hunter	g	7-11	3-3	2-3	0	2	2	2	19	2	1	2	0	38		
05	Marcus Carr	g	7-16	2-3	2-2	0	4	4	3	18	6	2	0	0	32		
02	Arterio Morris		0-3	0-2	0-0	0	3	3	1	0	0	1	1	2	12		
10	Sir'Jabari Rice		6-10	1-2	3-6	0	1	1	2	16	3	0	0	1	22		
30	Brock Cunningham		0-2	0-1	1-2	1	2	3	0	1	3	1	0	2	22		
32	Christian Bishop		8-12	0-0	2-2	3	6	9	3	18	0	1	0	0	24		
	Team					1	1	2									
Totals			32-61	7-12	12-19	6	26	32	16	83	16	9	3	8	200		

FG % 1st Half: 17-32 53.1% 2nd half: 15-29 51.7% Game: 32-61 52.5% Deadball
 3FG % 1st Half: 3-7 42.9% 2nd half: 4-5 80.0% Game: 7-12 58.3% Rebounds
 FT % 1st Half: 5-8 62.5% 2nd half: 7-11 63.6% Game: 12-19 63.2% 4

Officials: Tony Chiazza, Courtney Green, Roger Ayers
 Technical fouls: Xavier-None. Texas-None.
 Attendance: 17429

Score by periods	1st	2nd	Total
Xavier	25	46	71
Texas	42	41	83

	In	Off	2nd	Fast	
Points	Paint	T/O	Chance	Break	Bench
XU	28	7	11	2	5
UT	40	7	0	9	35

Last FG - XU 2nd-00:05, UT 2nd-00:15.
 Largest lead - XU None, UT by 24 2nd-10:49.
 XU led for 00:00. UT led for 39:44. Game was tied for 00:16.

Score tied - 0 times.
 Lead changed - 0 times.



2022-23 Xavier Men's Basketball Combined Team Statistics All games

Game Records

Record	Overall	Home	Away	Neutral
ALL GAMES	27-10	15-2	7-4	5-4
CONFERENCE	15-5	9-1	6-4	0-0
NON-CONFERENCE	12-5	6-1	1-0	5-4

Score by Periods

Team	1st	2nd	OT	TOT
Xavier	1446	1540	9	2995
Opponents	1290	1444	7	2741

Team Box Score

No.	Player	Total			3-Point			F-Throw		Rebounds				Other				PTS	AVG			
		GP-GS	MIN	AVG	FG-FGA	FG%	3FG-3FGA	3FG%	FT-FTA	FT%	OFF	DEF	TOT	AVG	PF	DQ	A			TO	BLK	STL
0	BOUM, Souley	37-37	1302:17	35.2	186-423	.440	78-193	.404	155-178	.871	14	145	159	4.3	71	0	158	70	6	37	605	16.4
32	FREEMANTLE, Zach	22-21	629:48	28.6	137-234	.585	14-22	.636	47-72	.653	34	145	179	8.1	47	1	64	57	15	19	335	15.2
3	JONES, Colby	36-36	1223:13	34.0	207-407	.509	45-119	.378	81-124	.653	45	161	206	5.7	77	1	158	84	20	47	540	15.0
24	NUNGE, Jack	37-37	1082:44	29.3	200-388	.515	40-102	.392	84-124	.677	103	186	289	7.8	73	1	77	48	43	33	524	14.2
5	KUNKEL, Adam	35-32	1063:53	30.4	139-302	.460	68-160	.425	34-39	.872	6	90	96	2.7	95	4	105	58	5	38	380	10.9
2	HUNTER, Jerome	37-15	770:01	20.8	115-200	.575	1-9	.111	57-82	.695	76	88	164	4.4	84	1	47	38	16	15	288	7.8
1	CLAUDE, Desmond	35-1	729:09	20.8	63-149	.423	12-41	.293	28-49	.571	12	75	87	2.5	71	1	63	51	5	29	166	4.7
12	CRAFT, Kam	15-0	100:44	6.7	16-32	.500	6-17	.353	1-2	.500	5	18	23	1.5	8	0	4	10	1	3	39	2.6
15	TANDY, KyKy	22-6	231:33	10.5	17-56	.304	9-34	.265	5-7	.714	2	15	17	0.8	20	0	20	10	3	11	48	2.2
4	EDWARDS, Cesare	23-0	179:43	7.8	22-39	.564	0-2	.000	6-12	.500	15	29	44	1.9	30	0	5	15	4	1	50	2.2
22	MILES, Dieonte	12-0	77:34	6.5	5-13	.385	0-0	.000	3-14	.214	7	8	15	1.3	12	0	2	5	2	2	13	1.1
34	TUCKER, Elijah	7-0	21:45	3.1	2-10	.200	1-2	.500	2-5	.400	4	1	5	0.7	2	0	2	3	0	1	7	1.0
35	NUNGE, Bob	4-0	03:36	0.9	0-0	.000	0-0	.000	0-0	.000	1	0	1	0.3	1	0	0	1	0	0	0	0.0
31	SABOURIN, Ian	2-0	01:14	0.6	0-0	.000	0-0	.000	0-0	.000	0	0	0	0.0	0	0	0	0	0	0	0	0.0
45	COLBERT, Bradley	4-0	05:15	1.3	0-3	.000	0-2	.000	0-0	.000	0	0	0	0.0	1	0	0	0	0	0	0	0.0
25	WOLF, Michael	3-0	02:30	0.8	0-0	.000	0-0	.000	0-0	.000	0	1	1	0.3	1	0	0	0	0	0	0	0.0
Team											56	54	110				9					
Total		37	7425		1109-2256	.492	274-703	.390	503-708	.710	380	1016	1396	37.7	593	9	705	459	120	236	2995	80.9
Opponents		37	7425		1012-2285	.443	274-765	.358	443-618	.717	339	856	1195	32.3	654	14	542	434	143	258	2741	74.1

Team Statistics

	XU	OPP
Scoring	2995	2741
Points per game	80.9	74.1
Scoring margin	+6.9	-
Field goals-att	1109-2256	1012-2285
Field goal pct	.492	.443
3 point fg-att	274-703	274-765
3-point FG pct	.390	.358
3-pt FG made per game	7.4	7.4
Free throws-att	503-708	443-618
Free throw pct	.710	.717
F-Throws made per game	13.6	12.0
Rebounds	1396	1195
Rebounds per game	37.7	32.3
Rebounding margin	+5.4	-
Assists	705	542
Assists per game	19.1	14.6
Turnovers	459	434
Turnovers per game	12.4	11.7
Turnover margin	-0.7	-
Assist/turnover ratio	1.5	1.2
Steals	236	258
Steals per game	6.4	7.0
Blocks	120	143
Blocks per game	3.2	3.9
Winning streak	0	-
Home win streak	1	-
Attendance	174869	109636
Home games-Avg/Game	17-10286	11-9967
Neutral site-Avg/Game	-	9-13703

Team Results

Date	Opponent	Score	Att.
11/07/2022	Morgan St.	W 96-73	10224
11/11/2022	Montana	W 86-64	10311
11/15/2022	Fairfield	W 78-65	9624
11/18/2022	Indiana	L 79-81	10586
11/24/2022	vs Florida	W 90-83	4465
11/25/2022	vs Duke	L 64-71	6526
11/27/2022	vs Gonzaga	L 84-88	2807
11/30/2022	Southeastern La.	W 95-63	9811
12/03/2022	West Virginia	W 84-74	10460
12/10/2022	at Cincinnati	W 80-77	12012
12/13/2022	Southern U.	W 79-59	10029
12/16/2022	at Georgetown	W 102-89	5785
12/20/2022	Seton Hall	W 73-70	10224
12/28/2022	at St. John's (NY)	W 84-79	4368
12/31/2022	UConn	W 83-73	10565
01/07/2023	at Villanova	W 88-80	6501
01/11/2023	Creighton	W 90-87	10224
01/15/2023	Marquette	W 80-76	10508
01/18/2023	at DePaul	L 72-73	4252
01/21/2023	Georgetown	W 95-82	10383
01/25/2023	at UConn	W 82-79	10167
01/28/2023	at Creighton	L 67-84	18277
02/01/2023	Providence	Wot 85-83	10334
02/04/2023	St. John's (NY)	W 96-71	10436
02/10/2023	at Butler	L 67-69	9352
02/15/2023	at Marquette	L 68-69	16041
02/18/2023	DePaul	W 82-68	10403
02/21/2023	Villanova	L 63-64	10349
02/24/2023	at Seton Hall	W 82-60	10481
03/01/2023	at Providence	W 94-89	12400
03/04/2023	Butler	W 78-66	10398
03/09/2023	vs DePaul	W 89-84	19812
03/10/2023	vs Creighton	W 82-60	19812
03/11/2023	vs Marquette	L 51-65	19812
03/17/2023	vs Kennesaw St.	W 72-67	16150
03/19/2023	vs Pittsburgh	W 84-73	16517
03/24/2023	vs Texas	L 71-83	17429



2022-23 Xavier Men's Basketball Combined Team Statistics In Conference games

Game Records

Record	Overall	Home	Away	Neutral
ALL GAMES	15-5	9-1	6-4	0-0
CONFERENCE	15-5	9-1	6-4	0-0
NON-CONFERENCE	0-0	0-0	0-0	0-0

Score by Periods

Team	1st	2nd	OT	TOT
Xavier	789	833	9	1631
Opponents	691	813	7	1511

Team Box Score

No.	Player				Total		3-Point		F-Throw		Rebounds				PF DQ A TO BLK STL PTS AVG							
		GP-GS	MIN	AVG	FG-FGA	FG%	3FG-3FGA	3FG%	FT-FTA	FT%	OFF	DEF	TOT	AVG	PF	DQ	A	TO	BLK	STL	PTS	AVG
32	FREEMANTLE, Zach	11-11	322:56	29.4	77-134	.575	11-17	.647	24-37	.649	19	78	97	8.8	24	1	31	25	4	11	189	17.2
0	BOUM, Souley	20-20	736:38	36.8	109-250	.436	47-120	.392	70-81	.864	7	82	89	4.5	35	0	93	37	2	21	335	16.8
3	JONES, Colby	20-20	688:29	34.4	124-227	.546	27-74	.365	36-61	.590	21	86	107	5.4	45	0	81	47	11	27	311	15.6
24	NUNGE, Jack	20-20	594:58	29.7	102-197	.518	22-53	.415	41-58	.707	61	101	162	8.1	44	0	45	29	19	16	267	13.4
5	KUNKEL, Adam	20-20	621:16	31.1	73-168	.435	36-91	.396	23-26	.885	6	56	62	3.1	57	4	68	37	2	20	205	10.3
2	HUNTER, Jerome	20-9	482:12	24.1	74-130	.569	1-6	.167	41-61	.672	47	52	99	5.0	42	1	30	25	11	11	190	9.5
1	CLAUDE, Desmond	18-0	372:30	20.7	32-74	.432	8-19	.421	9-14	.643	8	44	52	2.9	37	1	32	18	3	14	81	4.5
4	EDWARDS, Cesare	13-0	105:11	8.1	15-26	.577	0-0	.000	5-9	.556	11	14	25	1.9	19	0	4	7	2	0	35	2.7
12	CRAFT, Kam	4-0	15:09	3.8	3-7	.429	1-5	.200	1-2	.500	0	5	5	1.3	2	0	1	1	0	0	8	2.0
15	TANDY, KyKy	11-0	65:54	6.0	3-12	.250	1-7	.143	2-2	1.000	0	4	4	0.4	6	0	6	5	0	3	9	0.8
34	TUCKER, Elijah	2-0	07:41	3.8	0-4	.000	0-0	.000	1-3	.333	1	0	1	0.5	1	0	1	0	0	1	1	0.5
35	NUNGE, Bob	1-0	00:45	0.8	0-0	.000	0-0	.000	0-0	.000	0	0	0	0.0	0	0	0	0	0	0	0	0.0
22	MILES, Dieonte	2-0	07:59	4.0	0-2	.000	0-0	.000	0-2	.000	1	0	1	0.5	3	0	0	1	0	0	0	0.0
31	SABOURIN, Ian	1-0	00:45	0.8	0-0	.000	0-0	.000	0-0	.000	0	0	0	0.0	0	0	0	0	0	0	0	0.0
45	COLBERT, Bradley	1-0	01:51	1.9	0-1	.000	0-0	.000	0-0	.000	0	0	0	0.0	1	0	0	0	0	0	0	0.0
25	WOLF, Michael	1-0	00:45	0.8	0-0	.000	0-0	.000	0-0	.000	0	0	0	0.0	0	0	0	0	0	0	0	0.0
Team											27	24	51					8				
Total		20	4025		612-1232	.497	154-392	.393	253-356	.711	209	546	755	37.8	316	7	392	240	54	124	1631	81.6
Opponents		20	4025		558-1246	.448	151-430	.351	244-341	.716	187	458	645	32.3	333	8	305	215	83	129	1511	75.6

Team Statistics

	XU	OPP
Scoring	1631	1511
Points per game	81.6	75.6
Scoring margin	+6.0	-
Field goals-att	612-1232	558-1246
Field goal pct	.497	.448
3 point fg-att	154-392	151-430
3-point FG pct	.393	.351
3-pt FG made per game	7.7	7.6
Free throws-att	253-356	244-341
Free throw pct	.711	.716
F-Throws made per game	12.7	12.2
Rebounds	755	645
Rebounds per game	37.8	32.3
Rebounding margin	+5.5	-
Assists	392	305
Assists per game	19.6	15.3
Turnovers	240	215
Turnovers per game	12.0	10.8
Turnover margin	-1.3	-
Assist/turnover ratio	1.6	1.4
Steals	124	129
Steals per game	6.2	6.5
Blocks	54	83
Blocks per game	2.7	4.2
Winning streak	3	-
Home win streak	1	-
Attendance	103824	97624
Home games-Avg/Game	10-10382	10-9762
Neutral site-Avg/Game	-	0-0

Team Results

Date	Opponent		Score	Att.
12/16/2022	at Georgetown	W	102-89	5785
12/20/2022	Seton Hall	W	73-70	10224
12/28/2022	at St. John's (NY)	W	84-79	4368
12/31/2022	UConn	W	83-73	10565
01/07/2023	at Villanova	W	88-80	6501
01/11/2023	Creighton	W	90-87	10224
01/15/2023	Marquette	W	80-76	10508
01/18/2023	at DePaul	L	72-73	4252
01/21/2023	Georgetown	W	95-82	10383
01/25/2023	at UConn	W	82-79	10167
01/28/2023	at Creighton	L	67-84	18277
02/01/2023	Providence	Wot	85-83	10334
02/04/2023	St. John's (NY)	W	96-71	10436
02/10/2023	at Butler	L	67-69	9352
02/15/2023	at Marquette	L	68-69	16041
02/18/2023	DePaul	W	82-68	10403
02/21/2023	Villanova	L	63-64	10349
02/24/2023	at Seton Hall	W	82-60	10481
03/01/2023	at Providence	W	94-89	12400
03/04/2023	Butler	W	78-66	10398



**2022-23 Xavier Men's Basketball
Extended Season Box Score
All games**

Game Records

Record	Overall	Home	Away	Neutral
ALL GAMES	27-10	15-2	7-4	5-4
CONFERENCE	15-5	9-1	6-4	0-0
NON-CONFERENCE	12-5	6-1	1-0	5-4

Team Box Score Extended

No.	Player				Total		3-Point		F-Throw		Rebounds																
		GP-GS	MIN	AVG	FG-FGA	FG%	3FG-3FGA	3FG%	FT-FTA	FT%	OFF	DEF	TOT	AVG	PF	DQ	A	A/G	TO	TO/G	A/TO	BLK	BLK/G	STL	STL/G	PTS	AVG
0	BOUM, Souley	37-37	1302:17	35.2	186-423	.440	78-193	.404	155-178	.871	14	145	159	4.3	71	0	158	4.27	70	1.89	2.26	6	0.16	37	1.00	605	16.4
32	FREEMANTLE, Zach	22-21	629:48	28.6	137-234	.585	14-22	.636	47-72	.653	34	145	179	8.1	47	1	64	2.91	57	2.59	1.12	15	0.68	19	0.86	335	15.2
3	JONES, Colby	36-36	1223:13	34.0	207-407	.509	45-119	.378	81-124	.653	45	161	206	5.7	77	1	158	4.39	84	2.33	1.88	20	0.56	47	1.31	540	15.0
24	NUNGE, Jack	37-37	1082:44	29.3	200-388	.515	40-102	.392	84-124	.677	103	186	289	7.8	73	1	77	2.08	48	1.30	1.60	43	1.16	33	0.89	524	14.2
5	KUNKEL, Adam	35-32	1063:53	30.4	139-302	.460	68-160	.425	34-39	.872	6	90	96	2.7	95	4	105	3.00	58	1.66	1.81	5	0.14	38	1.09	380	10.9
2	HUNTER, Jerome	37-15	770:01	20.8	115-200	.575	1-9	.111	57-82	.695	76	88	164	4.4	84	1	47	1.27	38	1.03	1.24	16	0.43	15	0.41	288	7.8
1	CLAUDE, Desmond	35-1	729:09	20.8	63-149	.423	12-41	.293	28-49	.571	12	75	87	2.5	71	1	63	1.80	51	1.46	1.24	5	0.14	29	0.83	166	4.7
12	CRAFT, Kam	15-0	100:44	6.7	16-32	.500	6-17	.353	1-2	.500	5	18	23	1.5	8	0	4	0.27	10	0.67	0.40	1	0.07	3	0.20	39	2.6
15	TANDY, KyKy	22-6	231:33	10.5	17-56	.304	9-34	.265	5-7	.714	2	15	17	0.8	20	0	20	0.91	10	0.45	2.00	3	0.14	11	0.50	48	2.2
4	EDWARDS, Cesare	23-0	179:43	7.8	22-39	.564	0-2	.000	6-12	.500	15	29	44	1.9	30	0	5	0.22	15	0.65	0.33	4	0.17	1	0.04	50	2.2
22	MILES, Dieonte	12-0	77:34	6.5	5-13	.385	0-0	.000	3-14	.214	7	8	15	1.3	12	0	2	0.17	5	0.42	0.40	2	0.17	2	0.17	13	1.1
34	TUCKER, Elijah	7-0	21:45	3.1	2-10	.200	1-2	.500	2-5	.400	4	1	5	0.7	2	0	2	0.29	3	0.43	0.67	0	0.00	1	0.14	7	1.0
35	NUNGE, Bob	4-0	03:36	0.9	0-0	.000	0-0	.000	0-0	.000	1	0	1	0.3	1	0	0	0.00	1	0.25	0.00	0	0.00	0	0.00	0	0.0
31	SABOURIN, Ian	2-0	01:14	0.6	0-0	.000	0-0	.000	0-0	.000	0	0	0	0.0	0	0	0	0.00	0	0.00	0.00	0	0.00	0	0.00	0	0.0
45	COLBERT, Bradley	4-0	05:15	1.3	0-3	.000	0-2	.000	0-0	.000	0	0	0	0.0	1	0	0	0.00	0	0.00	0.00	0	0.00	0	0.00	0	0.0
25	WOLF, Michael	3-0	02:30	0.8	0-0	.000	0-0	.000	0-0	.000	0	1	1	0.3	1	0	0	0.00	0	0.00	0.00	0	0.00	0	0.00	0	0.0
Total		37	7425		1109-2256	.492	274-703	.390	503-708	.710	380	1016	1396	37.7	593	9	705	19.05	459	12.41	1.54	120	3.24	236	6.38	2995	80.9
Opponents		37	7425		1012-2285	.443	274-765	.358	443-618	.717	339	856	1195	32.3	654	14	542	14.65	434	11.73	1.25	143	3.86	258	6.97	2741	74.1

Score by Periods

Team	1st	2nd	OT	TOT
Xavier	1446	1540	9	2995
Opponents	1290	1444	7	2741



**2022-23 Xavier Men's Basketball
Points-rebounds-assists
All games**

Opponent	Date	Score		0	1	2	3	4	5	12	15	22	24	25
				BOUM, SOULE	CLAUDE, DES	HUNTER, JER	JONES, COLB	EDWARDS, CE	KUNKEL, ADA	CRAFT, KAM	TANDY, KYKY	MILES, DIEO	NUNGE, JACK	WOLF, MICHA
Morgan St.	11/07/2022	96-73	W	23-2-2	2-1-2	11-9-2	15-6-9	2-1-0	5-0-1	6-6-0	2-2-3	0-1-0	16-8-2	DNP
Montana	11/11/2022	86-64	W	7-1-5	7-2-3	0-1-1	12-2-5	DNP	7-0-2	4-1-0	14-4-1	2-2-0	15-4-2	DNP
Fairfield	11/15/2022	78-65	W	11-7-5	6-0-1	0-2-0	DNP	DNP	21-1-2	0-5-0	2-1-3	0-0-0	23-7-2	DNP
Indiana	11/18/2022	79-81	L	15-5-3	2-1-2	0-0-0	13-7-6	DNP	13-0-3	0-0-0	7-1-1	0-0-0	14-8-0	DNP
vs Florida	11/24/2022	90-83	W	22-5-6	3-2-0	0-2-0	22-5-4	DNP	11-2-5	DNP	0-1-0	2-0-0	16-9-2	DNP
vs Duke	11/25/2022	64-71	L	23-1-2	5-4-0	2-2-0	10-7-4	DNP	12-4-1	0-0-0	3-0-0	0-1-0	5-5-1	DNP
vs Gonzaga	11/27/2022	84-88	L	10-7-3	2-1-1	2-2-2	22-7-7	DNP	DNP	2-1-1	5-1-1	2-1-1	25-6-2	DNP
Southeastern La.	11/30/2022	95-63	W	15-3-3	3-4-6	9-3-0	16-4-7	6-2-0	DNP	11-1-1	5-1-2	7-5-1	6-7-1	0-1-0
West Virginia	12/03/2022	84-74	W	23-4-7	5-2-3	6-5-1	14-3-4	DNP	11-4-3	0-0-0	0-0-0	0-0-0	17-14-1	DNP
at Cincinnati	12/10/2022	80-77	W	21-6-3	4-1-1	2-3-2	15-7-4	0-1-0	6-2-2	0-0-0	0-0-0	DNP	18-3-3	DNP
Southern U.	12/13/2022	79-59	W	17-0-7	2-3-4	4-3-0	10-3-6	2-1-0	7-3-3	8-4-1	1-2-3	0-4-0	13-7-2	0-0-0
at Georgetown	12/16/2022	102-89	W	28-7-7	6-3-3	4-0-0	12-4-8	2-1-0	15-3-0	0-1-0	DNP	DNP	18-12-4	DNP
Seton Hall	12/20/2022	73-70	W	10-0-7	1-5-2	11-5-2	16-8-6	0-1-0	8-2-3	DNP	DNP	DNP	4-8-0	DNP
at St. John's (NY)	12/28/2022	84-79	W	17-6-6	4-3-3	8-10-1	7-6-4	4-0-0	7-1-2	DNP	0-0-0	DNP	23-12-3	DNP
UConn	12/31/2022	83-73	W	11-5-3	2-1-0	15-5-0	16-4-5	DNP	5-1-3	DNP	3-0-1	DNP	15-3-3	DNP
at Villanova	01/07/2023	88-80	W	22-10-6	2-0-0	2-3-1	11-4-6	DNP	15-5-3	DNP	0-0-0	DNP	7-2-2	DNP
Creighton	01/11/2023	90-87	W	26-5-8	5-2-1	12-3-0	20-4-3	DNP	7-4-2	DNP	DNP	DNP	15-12-3	DNP
Marquette	01/15/2023	80-76	W	16-6-5	2-0-2	11-4-2	13-8-5	DNP	12-4-4	DNP	0-0-0	DNP	16-13-1	DNP
at DePaul	01/18/2023	72-73	L	4-3-6	0-2-0	10-5-1	8-4-2	DNP	14-2-4	DNP	2-1-0	DNP	16-13-0	DNP
Georgetown	01/21/2023	95-82	W	10-1-7	4-3-1	8-5-3	20-2-3	DNP	14-4-7	DNP	2-0-0	DNP	7-9-3	DNP
at UConn	01/25/2023	82-79	W	21-4-3	6-4-3	11-3-2	20-2-4	DNP	3-0-4	DNP	DNP	DNP	12-7-0	DNP
at Creighton	01/28/2023	67-84	L	2-2-4	2-1-3	6-0-0	13-4-4	4-1-0	13-7-2	0-0-0	0-0-1	DNP	9-3-2	DNP
Providence	02/01/2023	85-83	Wot	20-3-9	7-5-2	9-8-1	20-3-2	0-0-0	6-1-5	DNP	0-2-0	DNP	23-14-3	DNP
St. John's (NY)	02/04/2023	96-71	W	17-3-3	11-3-3	10-6-4	19-8-4	3-1-1	7-4-4	8-4-1	0-0-0	0-0-0	21-3-6	DNP
at Butler	02/10/2023	67-69	L	12-2-3	5-2-1	6-7-2	17-8-2	0-3-0	13-2-3	0-0-0	DNP	DNP	14-8-1	DNP
at Marquette	02/15/2023	68-69	L	24-5-2	DNP	10-5-3	13-8-5	2-1-1	7-3-2	DNP	2-1-2	DNP	10-6-1	DNP
DePaul	02/18/2023	82-68	W	11-6-2	DNP	15-9-0	14-4-2	7-5-0	16-5-8	DNP	0-0-2	0-1-0	18-10-4	0-0-0
Villanova	02/21/2023	63-64	L	17-4-2	6-3-1	14-4-2	4-7-7	0-1-0	10-4-3	DNP	DNP	DNP	12-10-2	DNP
at Seton Hall	02/24/2023	82-60	W	23-4-3	2-6-4	12-9-2	19-2-1	5-5-0	13-5-2	DNP	DNP	DNP	8-5-5	DNP
at Providence	03/01/2023	94-89	W	33-7-4	12-2-0	7-3-2	29-9-4	2-4-0	2-1-3	DNP	DNP	DNP	9-8-1	DNP
Butler	03/04/2023	78-66	W	11-6-3	4-7-3	9-5-2	20-8-4	6-2-2	18-4-4	DNP	DNP	DNP	10-4-1	DNP
vs DePaul	03/09/2023	89-84	W	16-7-2	7-2-1	5-0-2	22-6-2	0-0-0	16-1-2	DNP	DNP	DNP	23-10-4	DNP
vs Creighton	03/10/2023	82-60	W	23-5-6	11-2-0	6-8-2	14-10-0	0-2-0	8-4-2	DNP	DNP	DNP	17-7-1	DNP
vs Marquette	03/11/2023	51-65	L	1-4-2	11-4-3	10-8-2	7-5-2	1-6-1	14-4-1	DNP	DNP	DNP	6-7-2	DNP
vs Kennesaw St.	03/17/2023	72-67	W	17-5-2	1-2-1	24-5-0	12-6-4	0-1-0	8-4-6	DNP	DNP	DNP	10-11-3	DNP
vs Pittsburgh	03/19/2023	84-73	W	14-7-5	11-3-2	14-5-2	10-14-7	2-0-0	15-4-3	DNP	DNP	DNP	18-3-3	DNP
vs Texas	03/24/2023	71-83	L	12-1-2	3-1-1	3-7-1	15-7-6	2-5-0	21-1-1	0-0-0	DNP	DNP	15-11-1	DNP



**2022-23 Xavier Men's Basketball
Points-rebounds-assists
All games**

Opponent	Date	Score		31	32	34	35	45
				SABOURIN, J	FREEMANTLE	TUCKER, ELI	NUNGE, BOB	COLBERT, BR
Morgan St.	11/07/2022	96-73	W	DNP	14-7-3	0-0-0	DNP	DNP
Montana	11/11/2022	86-64	W	DNP	18-3-4	DNP	DNP	DNP
Fairfield	11/15/2022	78-65	W	DNP	15-13-10	DNP	DNP	DNP
Indiana	11/18/2022	79-81	L	DNP	15-6-3	DNP	DNP	DNP
vs Florida	11/24/2022	90-83	W	DNP	14-11-2	DNP	DNP	DNP
vs Duke	11/25/2022	64-71	L	DNP	4-5-1	DNP	DNP	DNP
vs Gonzaga	11/27/2022	84-88	L	DNP	14-4-0	DNP	DNP	DNP
Southeastern La.	11/30/2022	95-63	W	DNP	15-12-5	2-2-1	0-1-0	0-0-0
West Virginia	12/03/2022	84-74	W	DNP	8-1-1	DNP	DNP	DNP
at Cincinnati	12/10/2022	80-77	W	DNP	14-12-3	DNP	DNP	DNP
Southern U.	12/13/2022	79-59	W	0-0-0	15-8-1	0-0-0	0-0-0	0-0-0
at Georgetown	12/16/2022	102-89	W	DNP	17-6-5	DNP	DNP	DNP
Seton Hall	12/20/2022	73-70	W	DNP	23-9-3	DNP	DNP	DNP
at St. John's (NY)	12/28/2022	84-79	W	DNP	14-9-0	DNP	DNP	DNP
UConn	12/31/2022	83-73	W	DNP	16-11-5	DNP	DNP	DNP
at Villanova	01/07/2023	88-80	W	DNP	29-11-4	DNP	DNP	DNP
Creighton	01/11/2023	90-87	W	DNP	5-10-5	DNP	DNP	DNP
Marquette	01/15/2023	80-76	W	DNP	10-8-1	DNP	DNP	DNP
at DePaul	01/18/2023	72-73	L	DNP	18-12-0	DNP	DNP	DNP
Georgetown	01/21/2023	95-82	W	DNP	30-11-7	DNP	DNP	DNP
at UConn	01/25/2023	82-79	W	DNP	9-5-1	DNP	DNP	DNP
at Creighton	01/28/2023	67-84	L	DNP	18-5-0	DNP	DNP	DNP
Providence	02/01/2023	85-83	Wot	DNP	DNP	DNP	DNP	DNP
St. John's (NY)	02/04/2023	96-71	W	DNP	DNP	DNP	DNP	DNP
at Butler	02/10/2023	67-69	L	DNP	DNP	DNP	DNP	DNP
at Marquette	02/15/2023	68-69	L	DNP	DNP	DNP	DNP	DNP
DePaul	02/18/2023	82-68	W	0-0-0	DNP	1-0-1	0-0-0	0-0-0
Villanova	02/21/2023	63-64	L	DNP	DNP	DNP	DNP	DNP
at Seton Hall	02/24/2023	82-60	W	DNP	DNP	0-1-0	DNP	DNP
at Providence	03/01/2023	94-89	W	DNP	DNP	DNP	DNP	DNP
Butler	03/04/2023	78-66	W	DNP	DNP	DNP	DNP	DNP
vs DePaul	03/09/2023	89-84	W	DNP	DNP	DNP	DNP	DNP
vs Creighton	03/10/2023	82-60	W	DNP	DNP	3-1-0	0-0-0	0-0-0
vs Marquette	03/11/2023	51-65	L	DNP	DNP	1-1-0	DNP	DNP
vs Kennesaw St.	03/17/2023	72-67	W	DNP	DNP	DNP	DNP	DNP
vs Pittsburgh	03/19/2023	84-73	W	DNP	DNP	DNP	DNP	DNP
vs Texas	03/24/2023	71-83	L	DNP	DNP	DNP	DNP	DNP



**2022-23 Xavier Men's Basketball
Category Leaders
All games**

Points

##	Player	G	Pts	Pts/G
0	Boum, Souley	37	605	16.4
3	Jones, Colby	36	540	15.0
24	Nunge, Jack	37	524	14.2
5	Kunkel, Adam	35	380	10.9
32	Freemantle, Zach	22	335	15.2
2	Hunter, Jerome	37	288	7.8
1	Claude, Desmond	35	166	4.7
4	Edwards, Cesare	23	50	2.2
15	Tandy, KyKy	22	48	2.2
12	Craft, Kam	15	39	2.6
22	Miles, Dieonte	12	13	1.1
34	Tucker, Elijah	7	7	1.0

Scoring Average

##	Player	G	Pts	Pts/G
0	Boum, Souley	37	605	16.4
32	Freemantle, Zach	22	335	15.2
3	Jones, Colby	36	540	15.0
24	Nunge, Jack	37	524	14.2
5	Kunkel, Adam	35	380	10.9
2	Hunter, Jerome	37	288	7.8
1	Claude, Desmond	35	166	4.7
12	Craft, Kam	15	39	2.6
15	Tandy, KyKy	22	48	2.2
4	Edwards, Cesare	23	50	2.2
22	Miles, Dieonte	12	13	1.1
34	Tucker, Elijah	7	7	1.0

Field Goal Percentage

##	Player	FG	Att	Pct
32	Freemantle, Zach	137	234	.585
2	Hunter, Jerome	115	200	.575
4	Edwards, Cesare	22	39	.564
24	Nunge, Jack	200	388	.515
3	Jones, Colby	207	407	.509
12	Craft, Kam	16	32	.500
5	Kunkel, Adam	139	302	.460
0	Boum, Souley	186	423	.440
1	Claude, Desmond	63	149	.423
22	Miles, Dieonte	5	13	.385
15	Tandy, KyKy	17	56	.304
34	Tucker, Elijah	2	10	.200

Field Goal Attempts

##	Player	G	Att	Att/G
0	Boum, Souley	37	423	11.4
3	Jones, Colby	36	407	11.3
24	Nunge, Jack	37	388	10.5
5	Kunkel, Adam	35	302	8.6
32	Freemantle, Zach	22	234	10.6

Field Goals Made

##	Player	G	Made	Made/G
3	Jones, Colby	36	207	5.8
24	Nunge, Jack	37	200	5.4
0	Boum, Souley	37	186	5.0
5	Kunkel, Adam	35	139	4.0
32	Freemantle, Zach	22	137	6.2

3-Point FG Percentage

##	Player	3FG	Att	Pct
32	Freemantle, Zach	14	22	.636
34	Tucker, Elijah	1	2	.500
5	Kunkel, Adam	68	160	.425
0	Boum, Souley	78	193	.404
24	Nunge, Jack	40	102	.392
3	Jones, Colby	45	119	.378
12	Craft, Kam	6	17	.353
1	Claude, Desmond	12	41	.293
15	Tandy, KyKy	9	34	.265
2	Hunter, Jerome	1	9	.111

3-Point FG Attempts

##	Player	G	Att	Att/G
0	Boum, Souley	37	193	5.2
5	Kunkel, Adam	35	160	4.6
3	Jones, Colby	36	119	3.3
24	Nunge, Jack	37	102	2.8
1	Claude, Desmond	35	41	1.2

3-Point FG Made

##	Player	G	Made	Made/G
0	Boum, Souley	37	78	2.1
5	Kunkel, Adam	35	68	1.9
3	Jones, Colby	36	45	1.3
24	Nunge, Jack	37	40	1.1
32	Freemantle, Zach	22	14	0.6



**2022-23 Xavier Men's Basketball
Category Leaders
All games**

Free Throw Percentage

##	Player	Made	Att	Pct
5	Kunkel, Adam	34	39	.872
0	Boum, Souley	155	178	.871
15	Tandy, KyKy	5	7	.714
2	Hunter, Jerome	57	82	.695
24	Nunge, Jack	84	124	.677
3	Jones, Colby	81	124	.653
32	Freemantle, Zach	47	72	.653
1	Claude, Desmond	28	49	.571
12	Craft, Kam	1	2	.500
4	Edwards, Cesare	6	12	.500
34	Tucker, Elijah	2	5	.400
22	Miles, Dieonte	3	14	.214

Free Throw Attempts

##	Player	G	Att	Att/G
0	Boum, Souley	37	178	4.8
3	Jones, Colby	36	124	3.4
24	Nunge, Jack	37	124	3.4
2	Hunter, Jerome	37	82	2.2
32	Freemantle, Zach	22	72	3.3

Free Throws Made

##	Player	G	Made	Made/G
0	Boum, Souley	37	155	4.2
24	Nunge, Jack	37	84	2.3
3	Jones, Colby	36	81	2.3
2	Hunter, Jerome	37	57	1.5
32	Freemantle, Zach	22	47	2.1

Rebounds

##	Player	G	Reb	Reb/G
24	Nunge, Jack	37	289	7.8
3	Jones, Colby	36	206	5.7
32	Freemantle, Zach	22	179	8.1
2	Hunter, Jerome	37	164	4.4
0	Boum, Souley	37	159	4.3

Assists

##	Player	G	Ast	Ast/G
0	Boum, Souley	37	158	4.3
3	Jones, Colby	36	158	4.4
5	Kunkel, Adam	35	105	3.0
24	Nunge, Jack	37	77	2.1
32	Freemantle, Zach	22	64	2.9

Rebounds Average

##	Player	G	Reb	Reb/G
32	Freemantle, Zach	22	179	8.1
24	Nunge, Jack	37	289	7.8
3	Jones, Colby	36	206	5.7
2	Hunter, Jerome	37	164	4.4
0	Boum, Souley	37	159	4.3

Steals

##	Player	G	Stl	Stl/G
3	Jones, Colby	36	47	1.3
5	Kunkel, Adam	35	38	1.1
0	Boum, Souley	37	37	1.0
24	Nunge, Jack	37	33	0.9
1	Claude, Desmond	35	29	0.8

Offensive Rebounds

##	Player	G	OReb	OReb/G
24	Nunge, Jack	37	103	2.8
2	Hunter, Jerome	37	76	2.1
3	Jones, Colby	36	45	1.3
32	Freemantle, Zach	22	34	1.5
4	Edwards, Cesare	23	15	0.7

Blocked Shots

##	Player	G	Blk	Blk/G
24	Nunge, Jack	37	43	1.2
3	Jones, Colby	36	20	0.6
2	Hunter, Jerome	37	16	0.4
32	Freemantle, Zach	22	15	0.7
0	Boum, Souley	37	6	0.2

Defensive Rebounds

##	Player	G	DReb	DReb/G
24	Nunge, Jack	37	186	5.0
3	Jones, Colby	36	161	4.5
0	Boum, Souley	37	145	3.9
32	Freemantle, Zach	22	145	6.6
5	Kunkel, Adam	35	90	2.6

Minutes

##	Player	G	Min	Min/G
0	Boum, Souley	37	1302	35:12
3	Jones, Colby	36	1223	33:59
24	Nunge, Jack	37	1083	29:16
5	Kunkel, Adam	35	1064	30:24
2	Hunter, Jerome	37	770	20:49



**2022-23 Xavier Men's Basketball
Player Highs Analysis
All games**

Xavier - Individual Game Highs

POINTS	33		Souley Boum at Providence (03/01/2023)
	30		Zach Freemantle vs Georgetown (01/21/2023)
	29		Colby Jones at Providence (03/01/2023)
	29		Zach Freemantle at Villanova (01/07/2023)
	28		Souley Boum at Georgetown (12/16/2022)
FIELD GOALS MADE	12		Zach Freemantle vs Georgetown (01/21/2023)
	12		Zach Freemantle at Villanova (01/07/2023)
FIELD GOAL ATTEMPTS	19		Jack Nunge vs Texas (N) (03/24/2023)
	19		Colby Jones vs DePaul (N) (03/09/2023)
	19		Souley Boum at Providence (03/01/2023)
	19		Souley Boum vs Providence (02/01/2023)
	19		Zach Freemantle vs Georgetown (01/21/2023)
FIELD GOAL PERCENTAGE (min 5 made)	1.000	(5-5)	Zach Freemantle vs Florida (N) (11/24/2022)
	.909	(10-11)	Colby Jones at Providence (03/01/2023)
3 PT FG MADE	6		Souley Boum at Georgetown (12/16/2022)
	5		Adam Kunkel vs Texas (N) (03/24/2023)
	5		Adam Kunkel vs Pittsburgh (N) (03/19/2023)
	5		Souley Boum vs Creighton (N) (03/10/2023)
	5		Souley Boum at Seton Hall (02/24/2023)
	5		Souley Boum at UConn (01/25/2023)
	5		Adam Kunkel at Georgetown (12/16/2022)
3 PT FG ATTEMPTS	9		Adam Kunkel vs Marquette (N) (03/11/2023)
	9		Souley Boum at Providence (03/01/2023)
	9		Souley Boum vs Villanova (02/21/2023)
	9		Souley Boum vs Providence (02/01/2023)
	9		Souley Boum at Georgetown (12/16/2022)
3 PT FG PERCENTAGE (min 2 made)	1.000	(3-3)	Colby Jones at Providence (03/01/2023)
	1.000	(3-3)	Desmond Claude vs St. John's (NY) (02/04/2023)
	1.000	(3-3)	Colby Jones vs Gonzaga (N) (11/27/2022)
	1.000	(3-3)	Jack Nunge vs Fairfield (11/15/2022)
	1.000	(2-2)	Desmond Claude vs Villanova (02/21/2023)
	1.000	(2-2)	Adam Kunkel vs Georgetown (01/21/2023)
	1.000	(2-2)	Zach Freemantle at Villanova (01/07/2023)
	1.000	(2-2)	Jack Nunge at St. John's (NY) (12/28/2022)
1.000	(2-2)	Colby Jones vs Duke (N) (11/25/2022)	
FREE THROWS MADE	12		Souley Boum vs Duke (N) (11/25/2022)
	11		Souley Boum vs West Virginia (12/03/2022)
FREE THROW ATTEMPTS	14		Souley Boum vs West Virginia (12/03/2022)
	12		Souley Boum vs Duke (N) (11/25/2022)
	12		Colby Jones vs Morgan St. (11/07/2022)



**2022-23 Xavier Men's Basketball
Player Highs Analysis
All games**

Xavier - Individual Game Highs

FREE THROW PERCENTAGE (min 3 made)	1.000	(12-12)	Souley Boum vs Duke (N) (11/25/2022)
	1.000	(10-10)	Souley Boum at Villanova (01/07/2023)
	1.000	(9-9)	Jerome Hunter vs UConn (12/31/2022)
	1.000	(8-8)	Jerome Hunter vs Kennesaw St. (N) (03/17/2023)
	1.000	(8-8)	Souley Boum at St. John's (NY) (12/28/2022)
	1.000	(7-7)	Souley Boum at Providence (03/01/2023)
	1.000	(6-6)	Souley Boum vs Kennesaw St. (N) (03/17/2023)
	1.000	(6-6)	Jack Nunge vs DePaul (N) (03/09/2023)
	1.000	(6-6)	Adam Kunkel vs Butler (03/04/2023)
	1.000	(6-6)	Souley Boum vs St. John's (NY) (02/04/2023)
	1.000	(6-6)	Colby Jones vs Montana (11/11/2022)
	1.000	(6-6)	Jack Nunge vs Morgan St. (11/07/2022)
	1.000	(5-5)	Jack Nunge vs Southern U. (12/13/2022)
	1.000	(4-4)	Souley Boum vs Texas (N) (03/24/2023)
	1.000	(4-4)	Souley Boum vs Creighton (N) (03/10/2023)
	1.000	(4-4)	Adam Kunkel vs DePaul (N) (03/09/2023)
	1.000	(4-4)	Jerome Hunter vs Villanova (02/21/2023)
	1.000	(4-4)	Jack Nunge vs DePaul (02/18/2023)
	1.000	(4-4)	Jerome Hunter at Marquette (02/15/2023)
	1.000	(4-4)	Desmond Claude vs Providence (02/01/2023)
REBOUNDS	14		Colby Jones vs Pittsburgh (N) (03/19/2023)
	14		Jack Nunge vs Providence (02/01/2023)
	14		Jack Nunge vs West Virginia (12/03/2022)
ASSISTS	10		Zach Freemantle vs Fairfield (11/15/2022)
	9		Souley Boum vs Providence (02/01/2023)
	9		Colby Jones vs Morgan St. (11/07/2022)
STEALS	5		Souley Boum vs Morgan St. (11/07/2022)
	4		Desmond Claude vs Creighton (N) (03/10/2023)
	4		Colby Jones vs DePaul (02/18/2023)
	4		Adam Kunkel at Marquette (02/15/2023)
	4		Souley Boum at Georgetown (12/16/2022)
	4		Zach Freemantle vs Montana (11/11/2022)
BLOCKED SHOTS	4		Jack Nunge vs Southeastern La. (11/30/2022)
	3		Jerome Hunter at Seton Hall (02/24/2023)
	3		Jack Nunge vs Marquette (01/15/2023)
	3		Colby Jones vs Seton Hall (12/20/2022)
	3		Jack Nunge vs Fairfield (11/15/2022)
	3		Colby Jones vs Morgan St. (11/07/2022)
	3		Jack Nunge vs Morgan St. (11/07/2022)
TURNOVERS	7		Souley Boum at Marquette (02/15/2023)
	7		Zach Freemantle vs Florida (N) (11/24/2022)
FOULS	5		Jack Nunge vs Pittsburgh (N) (03/19/2023)
	5		Adam Kunkel at Providence (03/01/2023)
	5		Desmond Claude at Providence (03/01/2023)
	5		Adam Kunkel at Seton Hall (02/24/2023)
	5		Adam Kunkel at Marquette (02/15/2023)
	5		Zach Freemantle at UConn (01/25/2023)
	5		Jerome Hunter at DePaul (01/18/2023)
	5		Adam Kunkel at Georgetown (12/16/2022)
	5		Colby Jones vs Indiana (11/18/2022)



**2022-23 Xavier Men's Basketball
Player Highs Analysis
All games**

Opponent - Individual Game Highs

POINTS	37		Primo Spears vs Georgetown (01/21/2023)
	30		Trayce Jackson-Davis vs Indiana (11/18/2022)
	28		Jordan Hawkins at UConn (01/25/2023)
	26		Cam Whitmore at Villanova (01/07/2023)
	25		Justin Moore vs Villanova (02/21/2023)
	25		Tyler Kolek vs Marquette (01/15/2023)
	25		Baylor Scheierman vs Creighton (01/11/2023)
FIELD GOALS MADE	15		Primo Spears vs Georgetown (01/21/2023)
	13		Trayce Jackson-Davis vs Indiana (11/18/2022)
FIELD GOAL ATTEMPTS	31		Primo Spears vs Georgetown (01/21/2023)
	19		Caleb Daniels at Villanova (01/07/2023)
	19		Trey Bonham vs Florida (N) (11/24/2022)
FIELD GOAL PERCENTAGE (min 5 made)	1.000	(7-7)	Ryan Kalkbrenner vs Creighton (N) (03/10/2023)
	1.000	(5-5)	Jimmy Bell Jr. vs West Virginia (12/03/2022)
3 PT FG MADE	6		Noah Locke vs Providence (02/01/2023)
	5		Umoja Gibson vs DePaul (02/18/2023)
	5		Jordan Hawkins at UConn (01/25/2023)
	5		Umoja Gibson at DePaul (01/18/2023)
	5		Caleb Daniels at Villanova (01/07/2023)
	5		Julian Strawther vs Gonzaga (N) (11/27/2022)
3 PT FG ATTEMPTS	13		Caleb Daniels at Villanova (01/07/2023)
	12		Andre Jackson Jr. vs UConn (12/31/2022)
3 PT FG PERCENTAGE (min 2 made)	1.000	(3-3)	Tyrese Hunter vs Texas (N) (03/24/2023)
	1.000	(2-2)	Roscoe Eastmond vs Southeastern La. (11/30/2022)
	1.000	(2-2)	Xavier Johnson vs Indiana (11/18/2022)
FREE THROWS MADE	9		Jayden Taylor at Butler (02/10/2023)
	9		Tristen Newton at UConn (01/25/2023)
FREE THROW ATTEMPTS	11		Jayden Taylor at Butler (02/10/2023)
	11		Tristen Newton at UConn (01/25/2023)
FREE THROW PERCENTAGE (min 3 made)	1.000	(7-7)	Jordan Hawkins at UConn (01/25/2023)
	1.000	(6-6)	Olivier-Maxence Prosper vs Marquette (N) (03/11/2023)
	1.000	(6-6)	Baylor Scheierman vs Creighton (N) (03/10/2023)
	1.000	(6-6)	Joel Soriano at St. John's (NY) (12/28/2022)
	1.000	(5-5)	K.T. Raimy vs DePaul (02/18/2023)
	1.000	(5-5)	Dylan Addae-Wusu vs St. John's (NY) (02/04/2023)
	1.000	(5-5)	David DeJulius at Cincinnati (12/10/2022)
	1.000	(4-4)	Da'Sean Nelson vs DePaul (N) (03/09/2023)
	1.000	(4-4)	Jayden Taylor vs Butler (03/04/2023)
	1.000	(4-4)	Noah Locke at Providence (03/01/2023)
	1.000	(4-4)	Arthur Kaluma at Creighton (01/28/2023)
	1.000	(4-4)	Mika Adams-Woods at Cincinnati (12/10/2022)
	1.000	(4-4)	Jalen Leach vs Fairfield (11/15/2022)
	1.000	(4-4)	Isaiah Burke vs Morgan St. (11/07/2022)
	1.000	(4-4)	David McCullough vs Morgan St. (11/07/2022)
	1.000	(3-3)	Greg Elliott vs Pittsburgh (N) (03/19/2023)
	1.000	(3-3)	Caleb Daniels vs Villanova (02/21/2023)
	1.000	(3-3)	Umoja Gibson at DePaul (01/18/2023)
	1.000	(3-3)	Eric Dixon at Villanova (01/07/2023)
1.000	(3-3)	Dre Davis vs Seton Hall (12/20/2022)	
REBOUNDS	13		Ed Croswell at Providence (03/01/2023)
	13		Bryce Hopkins vs Providence (02/01/2023)
ASSISTS	11		Primo Spears vs Georgetown (01/21/2023)
	8		Ryan Nembhard at Creighton (01/28/2023)
	8		Andre Jackson Jr. vs UConn (12/31/2022)



**2022-23 Xavier Men's Basketball
Player Highs Analysis
All games**

Opponent - Individual Game Highs

STEALS	6	Stevie Mitchell at Marquette (02/15/2023)
	4	Boogie Anderson vs Southeastern La. (11/30/2022)
	4	Kyle Filipowski vs Duke (N) (11/25/2022)
	4	Kamron Hobbs vs Morgan St. (11/07/2022)
	4	Isaiah Burke vs Morgan St. (11/07/2022)
BLOCKED SHOTS	5	Manny Bates at Butler (02/10/2023)
	5	Ryan Kalkbrenner at Creighton (01/28/2023)
TURNOVERS	7	Drew Timme vs Gonzaga (N) (11/27/2022)
	6	Primo Spears vs Georgetown (01/21/2023)
	6	Boogie Anderson vs Southeastern La. (11/30/2022)
FOULS	5	Chris Youngblood vs Kennesaw St. (N) (03/17/2023)
	5	Umoja Gibson vs DePaul (N) (03/09/2023)
	5	Jalen Thomas vs Butler (03/04/2023)
	5	Femi Odukale at Seton Hall (02/24/2023)
	5	Nick Ongenda vs DePaul (02/18/2023)
	5	Ali Ali at Butler (02/10/2023)
	5	Jordan Hawkins at UConn (01/25/2023)
	5	Mark Armstrong at Villanova (01/07/2023)
	5	Brandon Slater at Villanova (01/07/2023)
	5	Alex Karaban vs UConn (12/31/2022)
	5	Festus Ndumanya vs Southern U. (12/13/2022)
	5	Viktor Lakhin at Cincinnati (12/10/2022)
	5	CJ Felder vs Florida (N) (11/24/2022)
	5	Lewis Djonkam vs Morgan St. (11/07/2022)



**2022-23 Xavier Men's Basketball
Team Game-by-Game
All games**

Opponent	Date	Score	W	Total		3-Pointers		Free throws		Rebounds				PF	A	TO	BLK	STL	PTS	AVG
				FG-FGA	PCT	3FG-3FGA	PCT	FT-FTA	PCT	OFF	DEF	TOT	AVG							
Morgan St.	11/07/2022	96-73	W	32-62	.516	5-14	.357	27-36	.750	18	29	47	47.0	20	24	20	10	15	96	96.0
Montana	11/11/2022	86-64	W	32-50	.640	8-14	.571	14-19	.737	4	20	24	35.5	16	23	9	2	11	86	91.0
Fairfield	11/15/2022	78-65	W	30-57	.526	7-16	.438	11-20	.550	10	29	39	36.7	18	23	17	8	6	78	86.7
Indiana	11/18/2022	79-81	L	28-64	.438	7-17	.412	16-22	.727	13	21	34	36.0	21	18	12	5	8	79	84.8
vs Florida	11/24/2022	90-83	W	33-59	.559	10-20	.500	14-20	.700	9	33	42	37.2	11	19	15	4	6	90	85.8
vs Duke	11/25/2022	64-71	L	20-52	.385	7-17	.412	17-19	.895	10	22	32	36.3	18	9	15	0	5	64	82.2
vs Gonzaga	11/27/2022	84-88	L	35-68	.515	8-15	.533	6-8	.750	6	25	31	35.6	17	18	9	3	5	84	82.4
Southeastern La.	11/30/2022	95-63	W	36-67	.537	8-26	.308	15-22	.682	12	34	46	36.9	19	27	15	8	7	95	84.0
West Virginia	12/03/2022	84-74	W	28-52	.538	5-12	.417	23-30	.767	9	25	34	36.6	19	20	15	3	3	84	84.0
at Cincinnati	12/10/2022	80-77	W	28-62	.452	8-23	.348	16-21	.762	9	27	36	36.5	16	18	12	0	9	80	83.6
Southern U.	12/13/2022	79-59	W	29-60	.483	9-27	.333	12-18	.667	8	33	41	36.9	12	27	19	7	7	79	83.2
at Georgetown	12/16/2022	102-89	W	41-68	.603	14-26	.538	6-12	.500	8	33	41	37.3	22	27	11	3	6	102	84.8
Seton Hall	12/20/2022	73-70	W	26-58	.448	5-20	.250	16-22	.727	10	28	38	37.3	19	23	14	6	4	73	83.8
at St. John's (NY)	12/28/2022	84-79	W	32-70	.457	6-15	.400	14-20	.700	16	32	48	38.1	17	19	15	3	10	84	83.9
UConn	12/31/2022	83-73	W	28-52	.538	4-13	.308	23-28	.821	4	27	31	37.6	9	20	12	2	11	83	83.8
at Villanova	01/07/2023	88-80	W	31-57	.544	9-19	.474	17-21	.810	7	32	39	37.7	13	22	14	2	5	88	84.1
Creighton	01/11/2023	90-87	W	34-68	.500	8-19	.421	14-21	.667	15	26	41	37.9	15	22	13	4	5	90	84.4
Marquette	01/15/2023	80-76	W	31-69	.449	5-18	.278	13-17	.765	17	28	45	38.3	13	20	10	5	4	80	84.2
at DePaul	01/18/2023	72-73	L	27-71	.380	4-20	.200	14-15	.933	14	31	45	38.6	15	13	10	2	8	72	83.5
Georgetown	01/21/2023	95-82	W	39-71	.549	8-14	.571	9-17	.529	13	25	38	38.6	17	31	9	3	7	95	84.1
at UConn	01/25/2023	82-79	W	31-58	.534	10-20	.500	10-13	.769	8	21	29	38.1	19	17	15	2	6	82	84.0
at Creighton	01/28/2023	67-84	L	30-62	.484	4-14	.286	3-4	.750	6	20	26	37.6	12	16	9	1	10	67	83.2
Providence	02/01/2023	85-83	Wot	32-69	.464	8-23	.348	13-23	.565	14	26	40	37.7	14	22	5	4	4	85	83.3
St. John's (NY)	02/04/2023	96-71	W	32-59	.542	15-28	.536	17-23	.739	7	30	37	37.7	16	26	11	2	7	96	83.8
at Butler	02/10/2023	67-69	L	26-56	.464	7-21	.333	8-14	.571	11	23	34	37.5	14	12	18	1	5	67	83.2
at Marquette	02/15/2023	68-69	L	27-51	.529	7-19	.368	7-9	.778	4	28	32	37.3	15	16	17	1	5	68	82.6
DePaul	02/18/2023	82-68	W	31-69	.449	8-25	.320	12-22	.545	14	27	41	37.4	15	19	9	1	9	82	82.6
Villanova	02/21/2023	63-64	L	23-51	.451	8-23	.348	9-12	.750	7	27	34	37.3	10	17	14	1	4	63	81.9
at Seton Hall	02/24/2023	82-60	W	29-60	.483	10-23	.435	14-16	.875	14	28	42	37.5	20	17	14	4	7	82	81.9
at Providence	03/01/2023	94-89	W	34-61	.557	10-20	.500	16-20	.800	8	29	37	37.5	24	14	8	5	2	94	82.3
Butler	03/04/2023	78-66	W	28-52	.538	4-12	.333	18-27	.667	12	25	37	37.5	17	19	12	2	5	78	82.1
vs DePaul	03/09/2023	89-84	W	30-61	.492	9-20	.450	20-27	.741	12	16	28	37.2	14	13	8	1	6	89	82.3
vs Creighton	03/10/2023	82-60	W	33-70	.471	7-17	.412	9-11	.818	16	29	45	37.4	9	11	10	1	8	82	82.3
vs Marquette	03/11/2023	51-65	L	21-61	.344	5-20	.250	4-11	.364	14	32	46	37.6	14	13	13	2	2	51	81.4
vs Kennesaw St.	03/17/2023	72-67	W	24-52	.462	2-12	.167	22-30	.733	4	32	36	37.6	17	16	10	4	6	72	81.1
vs Pittsburgh	03/19/2023	84-73	W	30-63	.476	8-24	.333	16-26	.615	7	37	44	37.8	21	22	8	4	6	84	81.2
vs Texas	03/24/2023	71-83	L	28-64	.438	7-17	.412	8-12	.667	10	26	36	37.7	15	12	12	4	2	71	80.9
Total		2995		1109-2256	.492	274-703	.390	503-708	.710	380	1016	1396	37.7	593	705	459	120	236	2995	80.9
Opponents		2741		1012-2285	.443	274-765	.358	443-618	.717	339	856	1195	32.3	654	542	434	143	258	2741	74.1

Xavier Averages

Games Played	Points/game	FG Pct	3FG Pct	FT Pct	Rebounds/game	Assists/game	Turnovers/game	Assist/Turnover ratio	Steals/game	Blocks/game
37	80.9	49.2	39.0	71.0	37.7	19.1	12.4	1.5	6.4	3.2



**2022-23 Xavier Men's Basketball
Opponents Game-by-Game
All games**

Opponent	Date	Score		Total		3-Pointers		Free throws		Rebounds				PF	A	TO	BLK	STL	PTS	AVG
				FG-FGA	PCT	3FG-3FGA	PCT	FT-FTA	PCT	OFF	DEF	TOT	AVG							
Morgan St.	11/07/2022	96-73	W	26-70	.371	5-17	.294	16-22	.727	17	12	29	29.0	28	11	18	3	17	73	73.0
Montana	11/11/2022	86-64	W	23-52	.442	9-19	.474	9-13	.692	9	15	24	26.5	17	13	16	2	7	64	68.5
Fairfield	11/15/2022	78-65	W	22-61	.361	7-24	.292	14-17	.824	9	21	30	27.7	18	14	14	2	11	65	67.3
Indiana	11/18/2022	79-81	L	30-58	.517	4-12	.333	17-26	.654	12	25	37	30.0	20	16	11	7	6	81	70.8
vs Florida	11/24/2022	90-83	W	35-79	.443	9-27	.333	4-8	.500	14	22	36	31.2	20	19	11	5	9	83	73.2
vs Duke	11/25/2022	64-71	L	27-54	.500	5-11	.455	12-19	.632	9	24	33	31.5	17	9	11	4	9	71	72.8
vs Gonzaga	11/27/2022	84-88	L	31-62	.500	13-24	.542	13-19	.684	10	28	38	32.4	13	23	13	4	6	88	75.0
Southeastern La.	11/30/2022	95-63	W	21-58	.362	7-19	.368	14-23	.609	6	21	27	31.8	19	12	18	0	11	63	73.5
West Virginia	12/03/2022	84-74	W	27-59	.458	9-19	.474	11-15	.733	8	20	28	31.3	24	17	12	3	6	74	73.6
at Cincinnati	12/10/2022	80-77	W	27-59	.458	7-20	.350	16-18	.889	6	27	33	31.5	18	11	15	3	3	77	73.9
Southern U.	12/13/2022	79-59	W	21-58	.362	8-26	.308	9-10	.900	5	25	30	31.4	22	17	20	4	11	59	72.5
at Georgetown	12/16/2022	102-89	W	32-62	.516	6-17	.353	19-32	.594	5	22	27	31.0	10	13	6	3	6	89	73.9
Seton Hall	12/20/2022	73-70	W	26-57	.456	4-17	.235	14-23	.609	10	24	34	31.2	23	14	14	6	7	70	73.6
at St. John's (NY)	12/28/2022	84-79	W	31-72	.431	8-18	.444	9-16	.563	12	24	36	31.6	15	15	13	5	12	79	74.0
UConn	12/31/2022	83-73	W	28-67	.418	13-37	.351	4-9	.444	13	25	38	32.0	21	23	16	2	6	73	73.9
at Villanova	01/07/2023	88-80	W	32-74	.432	9-32	.281	7-7	1.000	10	22	32	32.0	20	10	8	0	5	80	74.3
Creighton	01/11/2023	90-87	W	32-64	.500	10-23	.435	13-16	.813	6	24	30	31.9	18	20	11	5	7	87	75.1
Marquette	01/15/2023	80-76	W	31-65	.477	6-24	.250	8-11	.727	9	23	32	31.9	17	21	7	6	8	76	75.1
at DePaul	01/18/2023	72-73	L	26-61	.426	9-20	.450	12-16	.750	7	27	34	32.0	17	9	11	4	6	73	75.0
Georgetown	01/21/2023	95-82	W	31-62	.500	7-22	.318	13-18	.722	9	22	31	32.0	15	19	13	8	6	82	75.4
at UConn	01/25/2023	82-79	W	25-61	.410	10-28	.357	19-25	.760	16	18	34	32.0	18	12	12	3	5	79	75.5
at Creighton	01/28/2023	67-84	L	34-60	.567	8-21	.381	8-9	.889	7	26	33	32.1	6	18	12	8	4	84	75.9
Providence	02/01/2023	85-83	Wot	30-69	.435	9-20	.450	14-18	.778	13	31	44	32.6	20	18	8	3	5	83	76.2
St. John's (NY)	02/04/2023	96-71	W	27-69	.391	8-17	.471	9-16	.563	14	23	37	32.8	17	16	10	2	8	71	76.0
at Butler	02/10/2023	67-69	L	25-46	.543	5-15	.333	14-18	.778	1	22	23	32.4	17	13	16	9	5	69	75.7
at Marquette	02/15/2023	68-69	L	26-68	.382	5-22	.227	12-17	.706	15	21	36	32.5	11	13	7	1	10	69	75.5
DePaul	02/18/2023	82-68	W	24-57	.421	9-20	.450	11-14	.786	4	29	33	32.6	18	18	15	6	5	68	75.2
Villanova	02/21/2023	63-64	L	25-56	.446	6-19	.316	8-9	.889	4	22	26	32.3	16	13	7	1	7	64	74.8
at Seton Hall	02/24/2023	82-60	W	22-57	.386	5-20	.250	11-18	.611	11	16	27	32.1	18	12	12	8	6	60	74.3
at Providence	03/01/2023	94-89	W	26-64	.406	11-22	.500	26-34	.765	16	22	38	32.3	17	12	7	3	5	89	74.8
Butler	03/04/2023	78-66	W	25-55	.455	3-16	.188	13-15	.867	5	15	20	31.9	19	16	10	0	6	66	74.5
vs DePaul	03/09/2023	89-84	W	35-57	.614	8-16	.500	6-7	.857	6	21	27	31.8	21	13	14	6	5	84	74.8
vs Creighton	03/10/2023	82-60	W	21-56	.375	7-23	.304	11-12	.917	7	21	28	31.7	14	12	13	4	7	60	74.3
vs Marquette	03/11/2023	51-65	L	22-61	.361	7-27	.259	14-16	.875	8	31	39	31.9	15	11	4	4	6	65	74.1
vs Kennesaw St.	03/17/2023	72-67	W	27-64	.422	5-19	.263	8-13	.615	10	28	38	32.1	21	12	11	1	5	67	73.9
vs Pittsburgh	03/19/2023	84-73	W	27-70	.386	6-20	.300	13-20	.650	10	31	41	32.3	18	11	9	5	2	73	73.8
vs Texas	03/24/2023	71-83	L	32-61	.525	7-12	.583	12-19	.632	6	26	32	32.3	16	16	9	3	8	83	74.1
Total		2741		1012-2285	.443	274-765	.358	443-618	.717	339	856	1195	32.3	654	542	434	143	258	2741	74.1
Xavier		2995		1109-2256	.492	274-703	.390	503-708	.710	380	1016	1396	37.7	593	705	459	120	236	2995	80.9

Opponents Averages

Games Played	Points/game	FG Pct	3FG Pct	FT Pct	Rebounds/game	Assists/game	Turnovers/game	Assist/Turnover ratio	Steals/game	Blocks/game
37	74.1	44.3	35.8	71.7	32.3	14.6	11.7	1.2	7.0	3.9



**2022-23 Xavier Men's Basketball
Team High/Low Analysis
All games**

Xavier - Game Highs

POINTS	102		at Georgetown (12/16/2022)
	96		St. John's (NY) (02/04/2023)
	96		Morgan St. (11/07/2022)
	95		Georgetown (01/21/2023)
	95		Southeastern La. (11/30/2022)
FIELD GOALS MADE	41		at Georgetown (12/16/2022)
	39		Georgetown (01/21/2023)
FIELD GOAL ATTEMPTS	71		Georgetown (01/21/2023)
	71		at DePaul (01/18/2023)
FIELD GOAL PERCENTAGE	.640	(32-50)	Montana (11/11/2022)
	.603	(41-68)	at Georgetown (12/16/2022)
3 PT FG MADE	15		St. John's (NY) (02/04/2023)
	14		at Georgetown (12/16/2022)
3 PT FG ATTEMPTS	28		St. John's (NY) (02/04/2023)
	27		Southern U. (12/13/2022)
3 PT FG PERCENTAGE	.571	(8-14)	Georgetown (01/21/2023)
	.571	(8-14)	Montana (11/11/2022)
FREE THROWS MADE	27		Morgan St. (11/07/2022)
	23		UConn (12/31/2022)
	23		West Virginia (12/03/2022)
FREE THROW ATTEMPTS	36		Morgan St. (11/07/2022)
	30		vs Kennesaw St. (N) (03/17/2023)
	30		West Virginia (12/03/2022)
FREE THROW PERCENTAGE	.933	(14-15)	at DePaul (01/18/2023)
	.895	(17-19)	vs Duke (N) (11/25/2022)
REBOUNDS	48		at St. John's (NY) (12/28/2022)
	47		Morgan St. (11/07/2022)
ASSISTS	31		Georgetown (01/21/2023)
	27		at Georgetown (12/16/2022)
	27		Southern U. (12/13/2022)
	27		Southeastern La. (11/30/2022)
STEALS	15		Morgan St. (11/07/2022)
	11		UConn (12/31/2022)
	11		Montana (11/11/2022)
BLOCKED SHOTS	10		Morgan St. (11/07/2022)
	8		Southeastern La. (11/30/2022)
	8		Fairfield (11/15/2022)
TURNOVERS	20		Morgan St. (11/07/2022)
	19		Southern U. (12/13/2022)
FOULS	24		at Providence (03/01/2023)
	22		at Georgetown (12/16/2022)



**2022-23 Xavier Men's Basketball
Team High/Low Analysis
All games**

Opponent - Game Highs

POINTS	89		at Providence (03/01/2023)
	89		at Georgetown (12/16/2022)
	88		vs Gonzaga (N) (11/27/2022)
	87		Creighton (01/11/2023)
	84		vs DePaul (N) (03/09/2023)
	84		at Creighton (01/28/2023)
FIELD GOALS MADE	35		vs DePaul (N) (03/09/2023)
	35		vs Florida (N) (11/24/2022)
FIELD GOAL ATTEMPTS	79		vs Florida (N) (11/24/2022)
	74		at Villanova (01/07/2023)
FIELD GOAL PERCENTAGE	.614	(35-57)	vs DePaul (N) (03/09/2023)
	.567	(34-60)	at Creighton (01/28/2023)
3 PT FG MADE	13		UConn (12/31/2022)
	13		vs Gonzaga (N) (11/27/2022)
3 PT FG ATTEMPTS	37		UConn (12/31/2022)
	32		at Villanova (01/07/2023)
3 PT FG PERCENTAGE	.583	(7-12)	vs Texas (N) (03/24/2023)
	.542	(13-24)	vs Gonzaga (N) (11/27/2022)
FREE THROWS MADE	26		at Providence (03/01/2023)
	19		at UConn (01/25/2023)
	19		at Georgetown (12/16/2022)
FREE THROW ATTEMPTS	34		at Providence (03/01/2023)
	32		at Georgetown (12/16/2022)
FREE THROW PERCENTAGE	1.000	(7-7)	at Villanova (01/07/2023)
	.917	(11-12)	vs Creighton (N) (03/10/2023)
REBOUNDS	44		Providence (02/01/2023)
	41		vs Pittsburgh (N) (03/19/2023)
ASSISTS	23		UConn (12/31/2022)
	23		vs Gonzaga (N) (11/27/2022)
STEALS	17		Morgan St. (11/07/2022)
	12		at St. John's (NY) (12/28/2022)
BLOCKED SHOTS	9		at Butler (02/10/2023)
	8		at Seton Hall (02/24/2023)
	8		at Creighton (01/28/2023)
	8		Georgetown (01/21/2023)
TURNOVERS	20		Southern U. (12/13/2022)
	18		Southeastern La. (11/30/2022)
	18		Morgan St. (11/07/2022)
FOULS	28		Morgan St. (11/07/2022)
	24		West Virginia (12/03/2022)



**2022-23 Xavier Men's Basketball
Team High/Low Analysis
All games**

Xavier - Game Lows

POINTS	51		vs Marquette (N) (03/11/2023)
	63		Villanova (02/21/2023)
	64		vs Duke (N) (11/25/2022)
	67		at Butler (02/10/2023)
	67		at Creighton (01/28/2023)
FIELD GOALS MADE	20		vs Duke (N) (11/25/2022)
	21		vs Marquette (N) (03/11/2023)
FIELD GOAL ATTEMPTS	50		Montana (11/11/2022)
	51		Villanova (02/21/2023)
	51		at Marquette (02/15/2023)
FIELD GOAL PERCENTAGE	.344	(21-61)	vs Marquette (N) (03/11/2023)
	.380	(27-71)	at DePaul (01/18/2023)
3 PT FG MADE	2		vs Kennesaw St. (N) (03/17/2023)
	4		Butler (03/04/2023)
	4		at Creighton (01/28/2023)
	4		at DePaul (01/18/2023)
	4		UConn (12/31/2022)
3 PT FG ATTEMPTS	12		vs Kennesaw St. (N) (03/17/2023)
	12		Butler (03/04/2023)
	12		West Virginia (12/03/2022)
3 PT FG PERCENTAGE	.167	(2-12)	vs Kennesaw St. (N) (03/17/2023)
	.200	(4-20)	at DePaul (01/18/2023)
FREE THROWS MADE	3		at Creighton (01/28/2023)
	4		vs Marquette (N) (03/11/2023)
FREE THROW ATTEMPTS	4		at Creighton (01/28/2023)
	8		vs Gonzaga (N) (11/27/2022)
FREE THROW PERCENTAGE	.364	(4-11)	vs Marquette (N) (03/11/2023)
	.500	(6-12)	at Georgetown (12/16/2022)
REBOUNDS	24		Montana (11/11/2022)
	26		at Creighton (01/28/2023)
ASSISTS	9		vs Duke (N) (11/25/2022)
	11		vs Creighton (N) (03/10/2023)
STEALS	2		vs Texas (N) (03/24/2023)
	2		vs Marquette (N) (03/11/2023)
	2		at Providence (03/01/2023)
BLOCKED SHOTS	0		at Cincinnati (12/10/2022)
	0		vs Duke (N) (11/25/2022)
TURNOVERS	5		Providence (02/01/2023)
	8		vs Pittsburgh (N) (03/19/2023)
	8		vs DePaul (N) (03/09/2023)
	8		at Providence (03/01/2023)
FOULS	9		vs Creighton (N) (03/10/2023)
	9		UConn (12/31/2022)



**2022-23 Xavier Men's Basketball
Team High/Low Analysis
All games**

Opponent - Game Lows

POINTS	59	Southern U. (12/13/2022)
	60	vs Creighton (N) (03/10/2023)
	60	at Seton Hall (02/24/2023)
	63	Southeastern La. (11/30/2022)
	64	Villanova (02/21/2023)
	64	Montana (11/11/2022)
FIELD GOALS MADE	21	vs Creighton (N) (03/10/2023)
	21	Southern U. (12/13/2022)
	21	Southeastern La. (11/30/2022)
FIELD GOAL ATTEMPTS	46	at Butler (02/10/2023)
	52	Montana (11/11/2022)
FIELD GOAL PERCENTAGE	.361 (22-61)	vs Marquette (N) (03/11/2023)
	.361 (22-61)	Fairfield (11/15/2022)
3 PT FG MADE	3	Butler (03/04/2023)
	4	Seton Hall (12/20/2022)
	4	Indiana (11/18/2022)
3 PT FG ATTEMPTS	11	vs Duke (N) (11/25/2022)
	12	vs Texas (N) (03/24/2023)
	12	Indiana (11/18/2022)
3 PT FG PERCENTAGE	.188 (3-16)	Butler (03/04/2023)
	.227 (5-22)	at Marquette (02/15/2023)
FREE THROWS MADE	4	UConn (12/31/2022)
	4	vs Florida (N) (11/24/2022)
FREE THROW ATTEMPTS	7	vs DePaul (N) (03/09/2023)
	7	at Villanova (01/07/2023)
FREE THROW PERCENTAGE	.444 (4-9)	UConn (12/31/2022)
	.500 (4-8)	vs Florida (N) (11/24/2022)
REBOUNDS	20	Butler (03/04/2023)
	23	at Butler (02/10/2023)
ASSISTS	9	at DePaul (01/18/2023)
	9	vs Duke (N) (11/25/2022)
STEALS	2	vs Pittsburgh (N) (03/19/2023)
	3	at Cincinnati (12/10/2022)
BLOCKED SHOTS	0	Butler (03/04/2023)
	0	at Villanova (01/07/2023)
	0	Southeastern La. (11/30/2022)
TURNOVERS	4	vs Marquette (N) (03/11/2023)
	6	at Georgetown (12/16/2022)
FOULS	6	at Creighton (01/28/2023)
	10	at Georgetown (12/16/2022)