



JOIN THE MAJOR LEAGUE STARS OF
TOMORROW AT THE MIDWEST LEAGUE
ALL-STAR GAME, JUNE 23, 2020

BOWLING GREEN BALLPARK - BOWLING GREEN, KY



2020
MEDIA GUIDE
RECORD BOOK





THE MARK OF A

PRO



 **AUTHENTIC COLLECTION™**

OFFICIAL BASEBALL GLOVE, BALL & HELMET OF
MAJOR LEAGUE BASEBALL





JOIN THE HOME TEAM

Experience VIP treatment when you switch to Notre Dame Federal Credit Union. Your full service, not-for-profit financial institution with a hometown feel.

- High Yield, No Fee Ultimate Business Checking
- 24/7 Mobile & Online Banking
- Convenient National Shared Branches

To become a member
visit NotreDameFCU.com
or call 574.400.4609

 **NOTRE DAME**
FEDERAL CREDIT UNION
Federally Insured by NCUA.





BIMM RIDDER
SPORTSWEAR

MINOR LEAGUE BASEBALL'S **#1** APPAREL SUPPLIER



BIMM RIDDER
SPORTSWEAR

FOR YOUR APPAREL AND HEADWEAR NEEDS

CALL 800-388-3479



TABLE OF CONTENTS

Contents

All-Star Game – 2020	16,18,102
All-Star Game – 2019 Results	14
All-Star Team – 2019 Post-Season	19
Attendance – 2019 Totals.....	14
Awards – 2019 League.....	18
Board of Directors.....	9
Credits.....	101
Divisional Alignment.....	59
Fielding Leaders – 2019 League.....	20
Ground Rules	64–70
Individual Performances of Note – 2019	18
Message to the Media	101
Midwest League Administration.....	9
Mileage Chart and Map	58
Minor League Baseball President Welcome Letter.....	7
Minor League Baseball Administration.....	12-13
MWL President Welcome Letter.....	6
Newspaper Directory	61
Offensive Leaders – 2019 League.....	20
Past League Presidents.....	9
Pitching Leaders – 2019 League.....	20
Players of the Week – 2019 League.....	17
Players of the Month – 2019 League.....	18
Playoffs 2019 Results.....	19
Playoffs Brackets/Schedule.....	59
Playoffs Qualifying Conditions.....	60
Recordbook Index.....	73
Rules of Interest	21–23
Schedule – 2020 Composite.....	56–57
Standings – 2019 League Final.....	14
Statistical Provider.....	101
Team Directory	24–55
Television Directory.....	62–63

Advertisers

AMI Graphics	11
Baker Tilly	10
Baseball America	72,95
Bimm Ridder.....	4
Diamond Pro	15
Fans For The Cure.....	79
Melrose Pyrotechnics.....	71
MiLB.COM (WEAR YOUR FUN)	8
MiLB Store.com	94
Notre Dame Federal Credit Union.....	3
Rawlings	2

MESSAGE FROM THE PRESIDENT OF THE MIDWEST LEAGUE



Richard A. Nussbaum

Richard A. Nussbaum, II
President
Midwest League



To Our Loyal Midwest League Fans:

Winter in the Midwest seems so long each year as we anticipate Spring and the start of Midwest League baseball. This year most of our communities had a milder than expected winter. We deserved it!! Our League is blessed to have 16 Cities and Towns to host us. We thank the fans and the municipal authorities for supporting us during a time when we need it the most. Now is the time to enjoy our great game.

We all know Baseball is our National Pastime, and a game where statistics and records are preserved and time honored. Just a few for your consideration:

- The Midwest (A) and Pacific Coast Leagues (AAA) each with 16 Clubs are the largest Leagues in Minor League Baseball.
- The Midwest League draws 4 million fans, more than all Leagues except for the 2 AAA Leagues.
- The Midwest League leads all of Minor League Baseball in charitable giving, over 7 million dollars a year spread across our 16 Communities. Approximately \$1.75 of each ticket our fans purchase finds its way back to one charity or another in our towns and cities.

A STATISTIC I WANT TO EMPHASIZE IS IN 2019, 634 FORMER MIDWEST LEAGUE PLAYERS PLAYED IN THE MAJOR LEAGUES – EACH MLB TEAM HAD AT LEAST 20 PLAYERS WHO CAME UP THROUGH OUR LEAGUE.

When we say, “attend our games and you will see the MLB stars of tomorrow”, we mean it!! To go along with affordable family fun you will see great baseball. Remember who you see on the field, as many of them will make it to the Show.

This year marks the 30th season of Midwest League Baseball in Kane County. Congratulations to the Cougars! ALL of our Clubs offer connection with community, and something special to admire and enjoy.

Come often to our Parks with your family to watch each Club challenge the South Bend Cubs, the 2019 Midwest League Champion, and join us for another All Star Game Celebration in Bowling Green, Kentucky on June 23. Relax, smile, have a hot dog and soda, and take in all the fun. Thank you for your continuing and wonderful support. See you at the Park. Play Ball!!!

The Midwest League of Professional Baseball Clubs
210 S. Michigan Street - Fifth Floor
South Bend, IN 46601
574.532.1221
midwestleague.com

MESSAGE FROM THE PRESIDENT OF MINOR LEAGUE BASEBALL



Pat O'Conner

Pat O'Conner
President & CEO
Minor League Baseball



Dear Fans:

On behalf of Minor League Baseball and the Midwest League, I want to welcome you to another great season of Minor League Baseball!

The 2020 season will see the opening of new ballparks in Fredericksburg, Virginia; Kannapolis, North Carolina, Madison, Alabama and Wichita, Kansas, that fans are sure to enjoy for years to come.

Returning in 2020 for third year will be Minor League Baseball's U.S. Hispanic fan engagement initiative, Copa de la Diversión. The program will grow from 72 to 92 teams as our teams expand their efforts to be more representative of their communities.

While you may see some new logos and team identities this spring and summer, what remains the same is the quality, affordable family entertainment in a clean and safe environment that is a staple of Minor League Baseball across the country.

With 19 leagues and more than 250 teams, Minor League Baseball is where you will find the next generation of baseball's brightest stars on their way to the big leagues. The next Mike Trout, Vladimir Guerrero Jr. or Clayton Kershaw just might be playing in the next Midwest League game you attend!

Minor League Baseball also remains an integral part of the sports landscape, and of the communities it represents. In 2019, Minor League Baseball's philanthropic endeavors included donating over \$50 million in cash donations and in-kind gifts to local and national charities. We are proud to support our National Charity Partners: The ALS Association, American Cancer Society, Big Brothers Big Sisters of America, The BairFind Foundation and Ed Randall's Fans for the Cure, as well as other worthy initiatives and causes.

In 2019, the Midwest League drew nearly four million of the 41.5 MILLION fans that attended Minor League Baseball games and I am certain that with your continued support, Minor League Baseball will prosper for many years to come. As stewards and fans of the game, it is our responsibility to build, nurture and protect this great game for the future generations of fans.

Thank you again for your passionate support of Minor League Baseball and the Midwest League. I wish you a healthy and enjoyable season of baseball. Let's play ball!!

WEAR YOUR *Fun*

SHOP NOW AT



MILB.COM



©2020 MINOR LEAGUE BASEBALL. ALL RIGHTS RESERVED.



MIDWEST LEAGUE INFORMATION

Midwest League of Professional Baseball Clubs, Inc.

210 South Michigan Street • 5th Floor/Plaza Building • South Bend, IN 46601
Phone 574.532.1221 Fax 574.234.4220 • www.midwestleague.com • dickn@sni-law.com

Midwest League Board of Directors

Beloit Snappers	Dennis Conerton
Bowling Green Hot Rods	Jack Blackstock
Burlington Bees	Kim Parker
Cedar Rapids Kernels	Doug Nelson
Clinton LumberKings	Ted Tornow
Dayton Dragons	Greg Rosenbaum
Fort Wayne TinCaps	Jason Freier
Great Lakes Loons	Brad Tammen
Kane County Cougars	Dr. Bob Froehlich
Lake County Captains	Peter Carfagna
Lansing Lugnuts	Tom Dickson
Peoria Chiefs	Jason Mott
Quad Cities River Bandits	David Heller
South Bend Silver Hawks	Andrew Berlin
West Michigan Whitecaps	Lew Chamberlin
Wisconsin Timber Rattlers	Rob Zerjav
Director Emeritus	Dave Walker

Midwest League Presidents

Howard V. Millard	1947-1948
C.C. "Dutch" Hoffman (Belleville, IL)	1949-1962
Walter C. Wagner (Clinton, IA)	1963-1964
Jim Gruenwald (Davenport, IA)	1965
James Doster (Decatur, IL)	1966-1973
Bill Walters (Burlington, IA)	1974-1985
Ed Larson (Burlington, IA)	1986
George H. Spelius (Beloit, WI)	1987-2014
Richard A. Nussbaum, II	2015-



now, for tomorrow.

Let's face the future, together.

With disruption all around us, standing still is not an option. Success happens when we push forward. We will guide you through the ever-changing business world, blending free-flowing knowledge with the power of personal relationships to help you win now and anticipate tomorrow.

Connect with us: bakertilly.com

Baker Tilly Virchow Krause, LLP trading as Baker Tilly is a member of the global network of Baker Tilly International Ltd., the members of which are separate and independent legal entities. © 2019 Baker Tilly Virchow Krause, LLP.





BASEBALL STADIUM SIGNAGE

amigraphics.com • 603-664-7174



CUSTOM FLAGS



AMERICAN FLAGS

223 Drake Hill Rd. Strafford, NH 03884
amigraphics.com | 603-664-7174

© All Minor League Baseball trademarks and copyrights are used with permission. All rights reserved. Visit MLB.com.

MINOR LEAGUE BASEBALL DIRECTORY

The National Association of Professional Baseball Leagues, Inc.

9550 16th Street N. • St. Petersburg, FL 33716 • St. Petersburg, FL 33731-1950
(727) 822-6937 • FAX: (727) 821-5819 • MiLB.com • Admin@MiLB.com

President & CEO	Pat O’Conner
Vice President	Stan Brand
Chief Marketing & Commercial Officer	David Wright
Chief Financial Officer	Sean Brown
Sr. VP, Legal Affairs & General Counsel	D. Scott Poley
Sr. VP, Baseball & Business Operations	Tim Brunswick
Sr. VP, Digital Strategy & Business Development	Katie Davison
VP, Business Development & Media	Gerald Jones
Head of Licensing & Consumer Products	Brian Earle
Sr. Executive Advisor to the President	Dan O’Brien Jr.
Asst. to the President	Bill Smith;
Sr. Dir., Communications	Jeff Lantz
Dir., Information Technology	Rob Colamarino
Dir., Special Events	Stefanie Loncarich;
Dir., Human Resources	Tara Thornton
Dir., Marketing Strategy & Research	Cory Bernstine
Dir., Diversity & Inclusion	Belicia Montgomery
Dir., Community Engagement	Courtney Nehls
Deputy General Counsel	Robert Fountain
Special Counsel	George Yund
Controller	James Dispanet
Asst. Dir., Licensing	Carrie Adams
Asst. Dir., Baseball & Business Operations	Andy Shultz; Asst.
Dir., Corporate Communications	Mary Marandi
Asst. Dir., Special Events & Affiliate Programming	Mark Labban
Strategist, Digital Partnerships	Kristi Albano
Sr. Mgr., Event Partners & Trade Show Services	Eileen Sahin-Murphy
Sr. Mgr., Digital Marketing & Communications	Mallory Roberts
Sr. Mgr., Business Development & Media	Curtis Walker
Sr. Mgr., Partnership Marketing	Will Kent, Jr.
Associate Counsel	Shannon Finucane
Sr. Accountant	Michelle Heystek
Mgr., Baseball Ops./Exec. Asst. To President	Mary Wooters
Mgr., Social Media Marketing	Brad Friedman
Mgr., Partnership Marketing	Meghan Madson
Mgr., Brand Development	Vincent Pettofrezzo
Mgr., Trademarks & Intellectual Properties	Melissa Giesler-Hassell
Mgr., Digital Activation	Ryan Rosenberger
Coord., Events & Partnerships	Jessica Nori
Coord., Ecommerce	Tajma Brown
Coord., Baseball & Business Ops.	Melanie Pendleton
Coord., Digital Media	Ishita Tibrewal

MINOR LEAGUE BASEBALL DIRECTORY

Minor League Baseball Umpire Development (MiLBUD)

(727) 822-6937 • FAX: (727) 821-5819

Minor League Baseball Umpire Training Academy

(877) 799-UMPS • FAX: (727) 821-5819

MiLBUMpireAcademy.com • Info@MiLBUMpireAcademy.com

Professional Baseball Employment Opportunities

(866) WE-R-PBEO • FAX: (727) 821-5819

PBEO.com • Info@PBEO.com

Dusty Dellinger	Director, MiLBUD
Mike Felt	Chief of Instruction
Jorge Bauza	Field Evaluator/Instructor, MiLBUD
Tyler Funneman	Field Evaluator/Instructor, MiLBUD
Brian Sinclair	Field Evaluator/Instructor, MiLBUD
Darren Spagnardi	Field Evaluator/Instructor, MiLBUD
Jay Pierce	Field Evaluator/Instructor, MiLBUD
Mark Stubblefield	Medical Coordinator, MiLBUD
Tom Honec	Manager, Umpire Technology
Jess Schneider	Manager, Umpire Development



Council of League Presidents – 2019 Baseball Winter Meetings – San Diego

2019 MIDWEST LEAGUE STANDINGS

Standings at Close of First Half (June 16, 2019)

Western Division			Eastern Division		
	W-L	Pct.		W-L	Pct.
QUAD CITIES	43 23	.652	GREAT LAKES	43 24	.642
BURLINGTON	39 31	.557	LAKE COUNTY	40 29	.580
CEDAR RAPIDS	39 31	.557	BOWLING GREEN	39 31	.557
KANE COUNTY	35 34	.507	SOUTH BEND	37 31	.544
CLINTON	33 36	.478	FORT WAYNE	33 35	.485
WISCONSIN	31 38	.449	LANSING	32 37	.464
PEORIA	30 39	.435	DAYTON	28 42	.400
BELOIT	27 41	.397	WEST MICHIGAN	21 48	.304

Standings at Close of Second Half (September 2, 2019)

Western Division			Eastern Division		
	W-L	Pct.		W-L	Pct.
KANE COUNTY	46 24	.657	BOWLING GREEN	42 27	.609
CLINTON	45 25	.643	SOUTH BEND	39 30	.565
CEDAR RAPIDS	39 31	.557	GREAT LAKES	38 31	.551
WISCONSIN	38 32	.543	LANSING	36 34	.514
QUAD CITIES	36 34	.514	LAKE COUNTY	34 35	.493
BELOIT	27 43	.386	DAYTON	30 40	.429
BURLINGTON	27 43	.386	FORT WAYNE	29 41	.414
PEORIA	24 46	.343	WEST MICHIGAN	28 42	.400

Standings - 2019 Regular Season

Western Division			Eastern Division		
	W-L	Pct.		W-L	Pct.
KANE COUNTY	81 85	.583	GREAT LAKES	81 55	.596
QUAD CITIES	79 57	.581	BOWLING GREEN	81 58	.583
CLINTON	78 61	.561	SOUTH BEND	76 61	.555
CEDAR RAPIDS	78 62	.557	LAKE COUNTY	76 64	.536
WISCONSIN	69 70	.496	LANSING	68 71	.489
BURLINGTON	66 74	.471	FORT WAYNE	62 76	.449
BELOIT	54 84	.391	DAYTON	58 82	.414
PEORIA	54 85	.388	WEST MICHIGAN	49 90	.353



DIAMOND PRO
PROFESSIONAL GROUNDKEEPING PRODUCTS



RED INFIELD CONDITIONER

Bulk Delivery 10, 15 and 24 Tons



**AVAILABLE IN
BULK NATIONWIDE**



800.228.2987 diamondpro.com



2020 MIDWEST LEAGUE ALL STAR GAME



2019 MWL All Star Game

South Bend, Indiana - Four Winds Field - June 18, 2019

East All-Stars	3*
West All-Stars	3
MWL "Star of Stars" MVP Award	Chris Betts, Bowling Green (Catcher)

*East Beats West In All-Star Game Decided By Sudden Death Home Run Derby

2019 MWL League Attendance

Regular Season Total	3,824,807
All-Star Game (South Bend, IN)	7,464
Playoff Games (18 Games)	22,993
Grand Total 2019 Attendance	3,855,264

Dragons Sell-Out Streak Continues

After breaking the all-time sports record for consecutive sold-out dates in 2011, the Dragons have kept the streak going. When their final home game of 2019 was played, the streak reached 1,385. Every home game in the team's 20-year history has been a sell-out.

No.	Team	League	Years
1,385	Dayton Dragons	Minor League Baseball	2000 - Current
820	Boston Red Sox	Major League Baseball	2003 - 2013
814	Portland Trail Blazers	National Basketball Association	1977 - 1995
769	Dallas Mavericks	National Basketball Association	2001-Current
662	Boston Celtics	National Basketball Association	1980 - 1995



2019 BATTER AND PITCHER OF THE WEEK

Week Batter/Team		Pitcher/Team	
4/4-4/14	Nolan Gorman, Peoria (STL) (.395/.442/.868, 10 G, 15-for-38, 4 2B, 1 3B, 4 HR, 13 RBI, 10 R, 3 BB, 11 K)	Tommy Parsons, Peoria (STL) (2-0, 0.00 ERA, 2 G, 2 GS, 13 IP, 5 H, 0 R, 0 ER, 2 BB, 9 K)	
4/15-4/21	Will Benson, Lake County (CLE) (.444/.500/1.333, 5 G, 8-for-18, 1 2B, 5 HR, 12 RBI, 7 R, 2 BB, 9 K, 1 SB)	Shawn Dubin, Quad Cities (HOU) (1-0, 0.00 ERA, 1 G, 1 GS, 6 IP, 1 H, 0 R, 0 ER, 0 BB, 7 K)	
4/22-4/28	Wander Franco, Bowling Green (TB) (.429/.500/1.000, 6 G, 9-for-21, 3 2B, 3 HR, 5 RBI, 7 R, 3 BB, 2 K, 1 SB, 2 CS)	Tommy Parsons, Peoria (STL) (1-0, 0.00 ERA, 1 G, 1 GS, 1 SHO, 9 IP, 2 H, 0 R, 0 ER, 3 BB, 6 K)	
4/29-5/5	Tucupita Marceno, Fort Wayne (SD) (.538/.586/.654, 6 G, 14-for-26, 1 2B, 1 3B, 0 HR, 3 RBI, 2 R, 2 BB, 3 K, 1 SB, 2 CS)	Caleb Sampen, Bowling Green (TB) (0-0, 0.00 ERA, 1 G, 1 GS, 7 IP, 1 H, 0 R, 0 ER, 0 BB, 8 K)	
5/6-5/12	D.C. Arendas, Burlington (LAA) (.381/.480/1.000, 6 G, 8-for-21, 0 2B, 2 3B, 3 HR, 5 RBI, 3 R, 2 BB, 9 K)	Derek Casey, South Bend (CHC) (1-0, 0.00 ERA, 1 G, 1 GS, 7 IP, 0 H, 0 R, 0 ER, 0 BB, 6 K)	
5/13-5/19	Will Benson, Lake County (CLE) (.391/.462/.783, 6 G, 9-for-23, 0 2B, 3 HR, 5 RBI, 5 R, 3 BB, 6 K, 3 SB)	Andrew Cabezas, Cedar Rapids (MIN) (1-0, 0.00 ERA, 1 G, 1 GS, 7 IP, 1 H, 0 R, 0 ER, 0 BB, 9 K)	
5/20-5/26	Niko Hulsizer, Great Lakes (LAD) (.313/.333/.844, 7 G, 10-for-32, 2 2B, 5 HR, 9 RBI, 7 R, 0 BB, 10 K)	Chris Vallimont, Clinton (MIA) (1-0, 0.00 ERA, 2 G, 2 GS, 13 IP, 1 H, 1 R, 0 ER, 3 BB, 18 K)	
5/27-6/2	Will Benson, Lake County (CLE) (.409/.500/1.000, 7 G, 9-for-22, 1 2B, 4 HR, 8 RBI, 7 R, 5 BB, 5 K, 4 SB)	Luis Garcia, Quad Cities (HOU) (1-0, 0.00 ERA, 1 G, 1 GS, 6 IP, 1 H, 0 R, 0 ER, 3 BB, 10 K)	
6/3-6/9	Hagen Danner, Lansing (TOR) (.375/.444/1.063, 4 G, 6-for-16, 1 3B, 3 HR, 7 RBI, 5 R, 2 BB, 4 K, 1 SB)	Cody Deason, Quad Cities (HOU) (1-0, 0.00 ERA, 1 G, 1 GS, 7 IP, 1 H, 0 R, 0 ER, 1 BB, 3 K)	
6/10-6/16	Ross Adolph, Quad Cities (HOU) (.381/.519/.714, 6 G, 8-for-21, 1 2B, 2 HR, 4 RBI, 8 R, 5 BB, 4 K, 1 SB)	Jose Bravo, Quad Cities (HOU) (1-0, 0.00 ERA, 1 G, 1 GS, 1 SHO, 6 IP, 1 H, 0 R, 0 ER, 0 BB, 7 K)	
6/17-6/23	Ross Adolph, Quad Cities (HOU) (.500/.500/1.071, 3 G, 7-for-14, 3 2B, 1 3B, 1 HR, 2 RBI, 4 R, 0 BB, 5 K, 1 SB)	Joey Cantillo, Fort Wayne (SD) (0-0, 0.00 ERA, 1 G, 1 GS, 6 IP, 2 H, 0 R, 0 ER, 0 BB, 10 K)	
6/24-6/30	Connor Fitzsimons, Burlington (LAA) (.429/.556/1.143, 5 G, 6-for-14, 2 2B, 1 3B, 2 HR, 7 RBI, 3 R, 3 BB, 5 K)	Joey Cantillo, Fort Wayne (SD) (1-0, 0.00 ERA, 1 G, 1 GS, 8 IP, 2 H, 0 R, 0 ER, 2 HBP, 0 BB, 9 K)	
7/1-7/7	Alek Thomas, Kane County (ARI) (.500/.522/.950, 5 G, 10-for-20, 2 2B, 2 3B, 1 HR, 5 RBI, 5 R, 2 BB, 3 K)	Andrew Cabezas, Cedar Rapids (MIN) (1-0, 0.00 ERA, 1 G, 1 GS, 9 IP, 1 SHO, 1 H, 0 R, 0 ER, 2 HBP, 1 BB, 7 K)	
7/8-7/14	Daniel Schneemann, Lake County (CLE) (.632/.650/.789, 5 G, 12-for-19, 1 2B, 1 3B, 3 RBI, 3 R, 1 BB, 0 K)	Kai-Wei Teng, Cedar Rapids (MIN) (0-0, 0.00 ERA, 1 G, 1 GS, 6 IP, 5 H, 0 R, 0 ER, 0 BB, 10 K)	
7/15/7/21	Brendan Donovan, Peoria (STL) (.560/.593/.920, 6 G, 14-for-25, 4 2B, 1 3B, 1 HR, 3 RBI, 8 R, 1 BB, 5 K)	Andy Fisher, Dayton (CIN) (0-0, 0.00 ERA, 1 G, 1 GS, 5 IP, 0 H, 0 R, 0 ER, 1 HBP, 0 BB, 8 K)	
7/22-7/28	Thomas Dillard, Wisconsin (MIL) (.350/.462/.900, 6 G, 7-for-20, 2 2B, 3 HR, 7 RBI, 6 R, 5 BB, 7 K)	Brailyn Marquez, South Bend (CHC) (1-0, 0.00 ERA, 1 G, 1 GS, 6 IP, 1 H, 0 R, 0 ER, 0 BB, 14 K)	
7/29-8/4	Anthony Churlin, Beloit (OAK) (.542/.593/.833, 7 G, 13-for-24, 1 2B, 2 HR, 9 RBI, 7 R, 3 BB, 6 K)	Joey Cantillo, Fort Wayne (SD) (2-0, 0.75 ERA, 2 G, 2 GS, 12 IP, 4 H, 1 R, 1 ER, 5 BB, 13 K)	
8/5-8/11	Peyton Burdick, Clinton (MIA) (.394/.429/.758, 7 G, 13-for-33, 6 2B, 2 HR, 12 RBI, 5 R, 1 BB, 7 K)	Connor Curlis, Dayton (CIN) (1-1, 0.00 ERA, 2 G, 2 GS, 11 2/3 IP, 7 H, 2 R, 0 ER, 0 BB, 14 K)	
8/12-8/18	Clark Scolamiero, Lake County (CLE) (.375/.524/1.125, 5 G, 6-for-16, 3 2B, 3 HR, 3 RBI, 7 R, 4 BB, 4 K)	Luis Rijo, Cedar Rapids (MIN) (1-0, 0.00 ERA, 1 G, 1 GS, 7 IP, 2 H, 0 R, 0 ER, 0 BB, 9 K)	
8/19-8/25	Thomas Dillard, Wisconsin (MIN) (.440/.548/.720, 7 G, 11-for-25, 1 2B, 2 HR, 7 RBI, 5 R, 6 BB, 4 K, 1 SB)	Robinson Ortiz, Great Lakes (LAD) (2-0, 0.64 ERA, 2 G, 1 GS, 14 IP, 7 H, 1 R, 1 ER, 2 BB, 13 K)	
8/26-9/2	Jose Fermin, Lake County (CLE) (.500/.545/.800, 5 G, 10-for-20, 1 2B, 1 3B, 1 HR, 7 RBI, 4 R, 1 BB, 0 K, 4 SB)	Remey Reed, Clinton (MIA) (1-0, 0.00 ERA, 1 G, 1 GS, 6 IP, 0 H, 0 R, 0 ER, 0 BB, 7 K)	

2019 INFORMATION

2019 MWL Players of the Month

Month	Player, Team	Team/Affiliate
April	Tommy Parsons, Pitcher	Peoria Chiefs/Cardinals
May	Niko Hulsizer, Outfielder	Great Lakes Loons/Dodgers
June	Joey Cantillo, Pitcher	Fort Wayne TinCaps/Padres
July	Brendan Donovan, Third Baseman	Peoria Chiefs/Cardinals
August	Peyton Burdick, Outfielder	Clinton LumberKings/Marlins

Great Individual Performances of 2019

ONE-HITTER

DATE	PITCHER	TEAM	OPPONENT
May 16 (6 Innings)	Joey Cantillo	Fort Wayne	Lansing
May 21	Chris Vallimont	Cinton	Beloit
June 15	Jose Bravo	Quad Cities	Wisconsin
July 6	Andrew Cabezas	Cedar Rapids	Quad Cities

TWO-HITTER

DATE	PITCHER	TEAM	OPPONENT
April 22	Tommy Parsons	Peoria	Quad Cities
May 2	Nivaldo Rodriguez	Quad Cities	Lake County
May 20	Humberto Mejia	Clinton	Beloit
July 1	Juan Mota	Lake County	West Michigan

2019 MWL Awards

Sports Turf Manager of the Year	Mitch Hooten, West Michigan Whitecaps
Larry MacPhail Promotional Award Nominee	Lansing Lugnuts
John H. Johnson President's Award Nominee	Wisconsin Timber Rattlers
Rawlings Woman Executive of the Year Nominee	Kim Parker, Burlington Bees
John Henry Moss Community Service Award Nominee	Lake County Captains
Charles K. Murphy Patriot Award Nominee	Fort Wayne TinCaps
Midwest League Executive of the Year	Eric Leach, Bowling Green Hot Rods



Join the Major League Stars of Tomorrow at the Midwest League All-Star Game, June 20-24 2020

Bowling Green Ballpark
300 E. 8th Avenue
Bowling Green
KY 42101



2019 INFORMATION

2019 MWL Postseason All-Star Team

POSITION	PLAYER	B/T	HT/WT	BIRTHDATE	CLUB/AFFILIATE
First Base	Gabe Snyder	L/L	6'5/235	03/04/95	Cedar Rapids/Minnesota
Second Base	Xavier Edwards	S/R	5'10/170	08/09/99	Fort Wayne/San Diego
Third Base	Miguel Vargas	R/R	6'3/205	11/17/99	Great Lakes/LA Dodgers
Shortstop	Wander Franco	S/R	5'10/190	03/01/01	Bowling Green/Tampa Bay
Outfield	Will Benson	L/L	6'5/225	06/16/98	Lake County/Cleveland
	Griffin Conine	L/R	6'2/210	07/11/97	Lansing/Toronto
	Alek Thomas	L/L	5'11/175	04/28/00	Kane County/Arizona
Catcher	David Fry	R/R	6'0/215	11/20/95	Wisconsin/Milwaukee
Designated Hitter	Chris Betts	L/R	6'2/215	03/10/97	Bowling Green/Tampa Bay
RH Pitcher	Caleb Sampen	R/R	6'2/185	07/23/96	Bowling Green/Tampa Bay
LH Pitcher	Joey Cantillo	L/L	6'4/220	12/18/99	TinCaps/Padres
RH Reliever	Cre Finrock	S/R	6'0/200	06/26/96	Lansing/Toronto
LH Reliever	Skylar Arias	L/L	6'3/190	06/30/97	Lake County/Cleveland

MOST VALUABLE PLAYER: Alek Thomas – Kane County/Arizona
 PROSPECT OF THE YEAR: Wander Franco – Bowling Green/Tampa Bay
 MANAGER OF THE YEAR: John Shoemaker – Great Lakes/LA Dodgers



•Bowling Green shortstop Wander Franco (above) was named the 2019 Midwest League Prospect of the Year after batting .318 with 16 doubles, five triples, six homers, 29 RBI and 42 runs in 62 games. He struck out 20 times and walked 30 times. (Photo: Paul Gierhart)



Kane County outfielder Alek Thomas (above) was named the 2019 Midwest League Most Valuable Player after batting .312 with 21 doubles, seven triples, eight home runs and 48 RBI in 91 games. (Photo: Paul Gierhart)

2019 MWL Playoffs

Quarterfinals:

- Clinton defeats Kane County (2-0)
- Cedar Rapids defeats Quad Cities (2-1)
- South Bend defeats Bowling Green (2-0)
- Great Lakes defeats Lake County (2-1)

Division Championship:

- Clinton defeats Cedar Rapids (2-1)
- South Bend defeats Great Lakes (2-0)

League Championship:

- South Bend defeats Clinton (3-0)

2019 MWL Champions South Bend Cubs



2019 INFORMATION

2019 MWL Offensive Leaders

Category	Leader	Team	Statistic
Batting Average	Otto Lopez	Lansing	.324
Games	David Fry	Wisconsin	134
At Bats	David Fry	Wisconsin	504
Hits	Otto Lopez	Lansing	145
Extra Base Hits	David Fry	Wisconsin	59
Total Bases	David Fry	Wisconsin	224
Doubles	David Fry	Wisconsin	41
Triples	Bo Naylor	Lake County	10
Home Runs	Griffin Conine	Lansing	22
RBI	Brady Whalen	Peoria	81
Stolen Bases	Michael Siani	Dayton	45
Caught Stealing	Tucupita Marcano	Fort Wayne	16
Base on Balls	Christopher Torres	Clinton	75
On Base Percentage	Dwanya Williams-Sutton	Fort Wayne	.411
Slugging Percentage	Griffin Conine	Lansing	.576
Sacrifice Hits	Miguel Hernandez	Dayton	9
Sacrifice Flies	Connor McVey	Wisconsin	9
Grounded into Double Play	Brady Whalen	Peoria	11
	Gilberto Celestino	Cedar Rapids	20

2019 MWL Fielding Leaders

Position	Leader	Team	Field Pct.
First Base	Gabe Snyder	Cedar Rapids	.992
Second Base	Brendan Donovan	Peoria	.977
Third Base	Juan Martinez	Dayton	.866
Shortstop	Delvin Perez	Peoria	.947
Outfield	Devin Foyle	Beloit	.989
Catcher	Blake Hunt	Fort Wayne	.990
Pitcher	Sean Wymer	Lansing	1.000

2019 MWL Pitching Leaders

Position	Leader	Team	Field Pct.
Wins	Jose Chacin	Great Lakes	11
Saves	Cre Finrock	Lansing	17
Games	Jose Quezada	Fort Wayne	48
Games Started	Lyon Richardson	Dayton	26
Games Finished	Angel Reyes	West Michigan	37
Strikeouts	Aiden McIntyre	Beloit	150
Complete Games	4 Tied		2
Shutouts	8 Tied		1
Innings Pitched	Sean Wymer	Lansing	137.2
Walks	Aiden McIntyre	Beloit	76
Losses	Jhon DeJesus	Dayton	13
Home Runs Allowed	Thomas Ponticelli	Lake County	15
Earned Run Avg.	Josh Winder	Cedar Rapids	2.65
Hits Allowed	Sean Wymer	Lansing	173
Runs Allowed	Michael Brettell	Peoria	89
Earned Runs Allowed	Sean Wymer	Lansing	83
Sacrifice Hits Allowed	Brad Bass	West Michigan	5
	Sean Wymer	Lansing	5
Sacrifice Flies Allowed	Jose Chacin	Great Lakes	9
Hit Batters	Alex Royalty	Lake County	21
Wild Pitches	Aiden McIntyre	Beloit	18
	George Soriano	Clinton	18
Balks	Austin Smith	Fort Wayne	9



BASEBALL RULES OF INTEREST

All-Star Selection: The Midwest League All-Stars are selected by the league's field managers. They may not vote for their own players.

Batting Average: Divide the number of safe hits by the total number of at-bats (at bats do not include walks, sacrifices, hit-by-pitch or times awarded first on obstruction or interference).

Consecutive Hitting Streak: A consecutive hitting streak shall not be terminated if the plate appearance results in a base on balls, hit batsman, defensive interference, or a sacrifice bunt. A sacrifice fly shall terminate the streak.

Consecutive Playing Streak: A consecutive game playing streak shall be extended if the player plays one half-inning on defense, or if he completes a time at bat by reaching base or being put out. A pinch-running appearance only shall not extend the streak. If a player is ejected from a game by an umpire before complying with these requirements, his streak shall continue.

Designated Hitter Rule: A hitter may be designated to bat for the pitcher in any spot in the batting order in any game without affecting the status of the pitcher. The designated hitter must be selected and be included in the lineup card presented to the umpire-in-chief prior to the game. The designated hitter is locked into the batting order, but may be removed for a pinch-hitter or pinch-runner who in turn becomes the designated hitter. The replacement player may stay in the game defensively, but the pitcher must take the place in the batting order of the replaced defensive player. This would terminate the role of the designated hitter for that game.

Doctored Bat: If a filled or "doctored" bat is used, the player is to be called out, ejected from the game and is subject to additional penalties. Any balls hit by an illegal bat do not count. If the umpire sees the illegal bat before it is used, he issues a warning, but there is no penalty.

Earned Run Average (ERA): Multiply the total number of earned runs by 9, then divide the result by the number of innings pitched.

Earned Runs Rule: A run for which the pitcher is held accountable. In determining earned runs, the inning should be reconstructed without errors and passed balls. The benefit of the doubt is always given to the pitcher in determining which bases would have been reached with errorless play.

Fielding Average: Divide the sum of putouts and assists by the total of putouts, assists, and errors (total chances).

Magic Number: Compute the number of games remaining, add one, then subtract the number of games ahead in the loss column of the closest opponent. This is the number of wins a team must have to secure the pennant.

Night Game: Any game scheduled to start after 5:00 pm (i.e. 5:01 pm) will be considered a night game. If a game is scheduled to start before 5:00 pm and is delayed for any reason, it shall be considered a day game.

On-Base Percentage: Add the total number of hits, walks, and hit-by-pitch and divide by the total number of at-bats, walks, hit-by pitches, and sacrifice flies.

Player Eligibility: There are no age restrictions on player eligibility in the Midwest League, however, no more than two players on a team's active list may have five or more years of prior

BASEBALL RULES OF INTEREST

CONTINUED

service. A player shall be credited with one year of minor league service for each season he was active or on the Disabled List of a minor league club for at least 30 days.

Qualifying Marks: To qualify for the league batting championship, a player must have a minimum of 378 plate appearances. To qualify for the ERA title, a pitcher must have at least 112 innings pitched.

Saves Rule: One save per game may be credited to a team. Credit a pitcher with a save when he meets all three of the following criteria:

- 1) He is the finishing pitcher in a game won by his club; and
- 2) He is not the winning pitcher; and
- 3) He qualifies under one of the following conditions:
 - a) He enters the game with a lead of no more than three runs and pitches for at least one inning; or
 - b) He enters the game with the potential tying run either on base, at bat, or on deck; or
 - c) He pitches effectively for at least three innings.

A “blown save” occurs when a pitcher who has entered a game in a save situation departs with the save situation no longer in effect because he has given up the lead. If the save situation still exists when he leaves the game, he is not charged with a save opportunity.

If he has not given up the lead when he leaves the game, even though the save situation may no longer exist, he is not charged with a save opportunity.

The “Hold”: The hold is not an official statistic, but it was created as a way to credit middle relief pitchers for a job well done. Starting pitchers get win, and closers get saves, but the guys who pitch in between the two rarely get either statistic. So what’s the most important thing one of these middle relievers can do? “Hold” a lead. If a reliever comes into a game to protect a lead, gets at least one out and leaves without giving up that lead, he gets a hold. But you can’t get a save and a hold at the same time.

Slugging Percentage: Divide the total bases of all hits by the total number of at-bats.

Suspended Game Rule 4.11(d) (Official Baseball Rules): A called game ends at the moment the umpire terminates play. EXCEPTION: If the game is called while an inning is in progress and before it is completed, the game becomes a SUSPENDED game in each of the following situations:

1. The visiting team has scored one or more runs to tie the score and the home team has not scored;
2. The visiting team has scored one or more runs to take the lead and the home team has not tied the score or retaken the lead;
3. The game has not become a regulation game (4.5 innings with the home team ahead, or five innings with the visiting club ahead or tied).
4. Any regulation game tied at the point play is stopped because of weather, curfew, or other reason.



BASEBALL RULES OF INTEREST

CONTINUED

5. If a game is suspended before it becomes a regulation game, and is continued prior to another regularly scheduled game, the regularly scheduled game will be limited to seven innings.
6. If a game is suspended after it is a regulation game, and is continued prior to another regularly scheduled game, the regularly scheduled game will be a nine inning game.

EXCEPTION: The Suspended Rule will not apply to the last scheduled game between the two teams during the championship season, or League Playoffs.

Winning and Losing Pitcher: The winning pitcher is the pitcher who is in the game when his team assumes a lead that it does not relinquish. The starting pitcher must complete five full innings to be eligible to earn the win. If the starting pitcher does not complete at least five innings, and his team holds the lead at the time he is removed from the game and maintains the lead over the remainder of the game, then the official scorer shall award the win to the relief pitcher judged to have been most effective. The losing pitcher is the pitcher who is charged with the run that gives the winning team a lead that it does not relinquish. Whenever the score is tied, the game becomes a new contest insofar as the winning and losing pitcher is concerned.

Won-Lost Percentage: Divide the number of games won by the total number of games played.



Beloit Snappers

P.O. Box 855
 Beloit, WI 53512-0855
 Phone: (608) 362-2272
 Fax: (608) 362-0418 • Press Box: (608) 362-2078
www.snappersbaseball.com • snappy@snappersbaseball.com

Midwest League Member Since 1982

Front Office Staff:

Owned and Operated by Beloit Professional Baseball Association, Inc.
 President Dennis Conerton
 General Manager Jeff Gray
 Ticket and Group Sales Manager Tommy Himebaugh
 Operations/ F+B Manager Bob Villarreal
 Head Groundskeeper Tyler Seibert
 Clubhouse Manager Chris Krick

Field Staff:

Field Manager Lloyd Turner
 Pitching Coach Don Schulze
 Hitting Coach Javier Godard
 Assistant Coach Craig Conklin
 Trainer Brian "Doc" Thorson
 Strength & Conditioning Kevin Guild

Pohlman Field:

2301 Skyline Drive, Beloit, WI 53511

Built: 1982 • Capacity: 3,501

Dimensions: LF: 325 CF: 380 RF: 325

2019 Attendance: 73,200 • Per Game Average: 1,181

Game Day Information

Standard Game Times:

	April	May-September
Monday-Friday	6:30 pm	6:30 pm
Saturday	4:00 pm	6:30 pm
Sunday	2:00 pm	2:00 pm

Exceptions:

- Tuesday, May 5th @ 11:00 am
- Tuesday, May 19th @ 11:00 am
- Monday, July 20th @ Noon

Ticket Prices:

	Advanced / Gameday
Field Level Seats	\$10.50/\$12.00
Box Seats	\$9.50/\$11.00
Reserved Seats	\$8.50/\$10.00
General Admission	\$7.50/\$9.00

Radio Broadcast Information:

TBD

Hotel Information:

Visiting Team

Rodeway Inn
2956 Milwaukee Road
Beloit, WI 53511
Phone: (608) 364-4000
Contact: Danyel Vance

Umpires

TBA

Oakland Athletics

Ed Sprague – Director of Player Development
7000 Coliseum Way
Oakland, CA 94621
Work: (480) 387-5803
Email: esprague@athletics.com

Directions:

From I-90 Take exit 185 A (Beloit). At the third stoplight (Cranston Road), turn right. Follow Cranston about a mile and a half. Telfer Park/Snappers parking is on the right hand side just past the Cranston/Shopiere intersection. From I-43: Follow I-43 into Beloit (I-43 ends in Beloit and becomes Milwaukee Road). At the third stoplight (Cranston Road), turn right. Follow Cranston a mile and a half. Telfer Park/Snappers parking is on the right side just past the Cranston/Shopiere intersection.



Bowling Green Hot Rods

300 8th Ave
 Bowling Green, KY 42101
 Phone: (270) 901-2121
 Fax: (270) 901-2165
 Press Box: (270) 846-3939
 Email: fun@bghotrods.com Website: www.bghotrods.com

Midwest League Member Since 2010 (Formerly South Atlantic League)

Front Office Staff:

Owned and Operated By BG SKY, LLC
 Owner Jack Blackstock
 General Manager/COO Eric Leach
 Assistant General Manager Matt Ingram
 Director of Sales Kyle Wolz
 Director of Ballpark Operations Brock Wilson
 Director of Creative Services Nick Jourdan
 Director of Food and Beverage Elliott Stahl
 Social Media & Marketing Manager Holli Hawkins
 Manager of Fun Jamie Vanaman
 Broadcasting and Media Relations Manager Shawn Murnin
 Head Groundskeeper Tradd Jones
 Assistant Director, Stadium Operations David Heimerdinger
 Promotions and Community Engagement Assistant Blake Mayfield
 Graphic Design Haley Schoengart
 Video Production Assistant Blake Forshee
 Group Sales Manager Andrew Spanos
 Account Executive/Retail Manager Aidan Hickey
 Account Executive Luke Easley
 Corporate Marketing Manager Shelby Cohen
 Corporate Marketing Manager Alex Ortiz
 Bookkeeper Kim Myers

Field Staff:

Field Manager Blake Butera
 Pitching Coach Jim Paduch
 Coach Wuarnner Rincones
 Coach Skeeter Barnes
 Trainer Brian Newman
 Strength Coach Jordan Brown

Bowling Green Ballpark:

300 E. 8th Avenue, Bowling Green, KY 42101

Built: 2009 • Capacity: 4,559
 Dimensions: LF - 318 CF - 400 RF - 326

2019 Attendance: 190,877 • Per Game Average: 2,937

Game Day Information

Standard Game Times:

Monday – Saturday 6:35 pm

Sunday 2:05 pm

Exceptions:

Several. Please visit www.bghotrods.com for the complete list of exceptions.

Ticket Prices:

	Advanced/Game Day
Club Seats:	\$20.00/\$24.00
Premium Box	\$10.00/\$14.00
Box	\$8.00/\$12.00
General Admission	\$8.00/\$8.00

Radio Broadcast Information:

Flagship Radio

WBGN 1340 AM/94.5 FM

Shawn Murnin, Play-By-Play Announcer Kirk Patrick, Program Director

Phone: (270) 843-3333

Fax: (270) 843-0454

Hotel Information:

Visiting Team

Tru by Hilton
1864 Cave Mill Road
Bowling Green, KY 42104
Phone: (207) 904-2260
Contact: Joy Jolly

Umpires

TownPlace Suites by Marriott
1818 Cave Mill Road
Bowling Green, KY 42104
Phone: (207) 782-4714
Contact: Joy Jolly

Tampa Bay Rays

Jeff McLerran – Director of Minor League Operations

Tropicana Field
One Tropicana Drive
St. Petersburg, FL 33705
Phone: (727) 825-3275
Fax: (727) 825-3111

Directions:

Directions: From I-65, merge onto KY-446 W via EXIT 28 toward US-31W/Bowling Green. Take the US-31W South ramp toward Bowling Green. Merge onto US-68 W/KY-80 W. Turn left onto E 8th Avenue. The ballpark is directly ahead.



Burlington Bees

P.O. Box 824

Burlington, IA 52601

Phone: (319) 754-5705

Fax: (319) 754-5882

Press Box: (319) 754-5705

Email: kim@gobees.com • Website: www.gobees.com

Midwest League Member Since 1962

Front Office Staff:

Owned and Operated By Burlington Baseball Association, Inc.
 President Scott Zaiser
 General Manager Kim Parker
 Director of Ticketing & Merchandising Jill Mason
 Director of Media Relations Ted Gutman
 Sales & Stadium Operations Tad Lowary
 Sales, Stadium Operations & Community Relations Nick Carey
 Head Groundskeeper Jordan Barr
 Clubhouse Manager Michael Wilkes

Field Staff:

Field Manager Jack Howell
 Pitching Coach Tyler Anderson
 Hitting Coach Will Bradley
 Defensive Coach Trevor Nyp
 Trainer Nick Faciana
 Strength & Conditioning Coach Andrea Nunez

Community Field:

2712 Mt. Pleasant Street, Burlington, IA 52601

Built: 1947 • Rebuilt: 1973 • Renovated: 2005 • Capacity: 3,200

Dimensions: LF: 338 CF: 403 RF: 318

2019 Attendance: 67,369 • Per Game Average: 1,053

Game Day Information

Standard Game Times:

Saturday - April/May 5:00 pm
Monday-Saturday 6:30 pm
Sunday 2:00 pm

Ticket Prices:

	Advanced/Game Day
Box Seats	\$10.00
Reserved Seats	\$9.00
General Admission	\$8.00
Senior / Student / Military	\$6.00

Broadcast Stream Information:

Stream on www.gobees.com
Home games only
RJ Larson
Phone: (319) 754-5705
Fax: (319) 754-5882

Hotel Information:

Visiting Team

PZAZZ! Hotel at Fun City
3001 Winegard Drive
Burlington, IA 52601
Phone: (319) 753-2223
Fax: (319) 753-2224
Contact: Marlena Switzer

Umpires

PZAZZ! Hotel at Fun City
3001 Winegard Drive
Burlington, IA 52601
Phone: (319) 753-2223
Fax: (319) 753-2224
Contact: Marlena Switzer

Los Angeles Angels of Anaheim:

Mike LaCassa - Director of Minor League Operations
2000 Gene Autry Way
Anaheim, CA 92806
Phone: (888) 796-HALO

Directions:

From Hwy US 34, take US Hwy 61 North to Mt. Pleasant Street, turn east 1/8 mile.





Cedar Rapids Kernels

P.O. Box 2001
Cedar Rapids, IA 52406
Phone: (319) 363-3887
(800) 860-3609

Fax: (319) 363-5631
Press Box: (319) 896-7579
Home Clubhouse: (319) 896-7567
Visitor Clubhouse: (319) 896-7563

Email: kernels@kernels.com Website: www.kernels.com

Midwest League Member Since 1962

Front Office Staff:

President	Greg Seyfer
Chief Executive Officer	Doug Nelson
General Manager	Scott Wilson
Sr. Director of Ticket/Group Sales	Andrea Brommelkamp
Sr. Director of Corporate Sales & Marketing	Jessica Fergesen
Sr. Director of Food and Beverage	Nathan Varner
Controller/Human Relations	Cindy Oldfather
Community Relations Manager	Aron Brecht
Director of Food & Beverage	Brett Heikkila
Sales & Marketing Coordinator	Lakin Goodman
Group Sales Coordinator	Morgan Johnson
Food & Beverage Staffing Manager	Daniel Eggers
Stadium Operations Manager	Brad Mochal
Office Manager/Donations Coordinator	Sherry Downey
Sports Turf Manager	Jesse Roeder
Radio Broadcaster	Chris Kleinhans-Schulz
Clubhouse Manager	Mason Steinberger

Field Staff:

Field Manager	Brian Dinkelman
Hitting Coach	Bryce Berg
Pitching Coach	Peter Larson
Pitching Coach	Calvin Maduro
Coach	Luis Rodriguez
Trainer	Tyler Blair
Strength Coach	Colin Feikles

Perfect Game Field at Veterans Memorial Stadium

950 Rockford Road SW, Cedar Rapids, IA 52404

Built: 1982 • Capacity: 5,300
Dimensions: LF - 315 CF - 400 RF - 325

2019 Attendance: 150,633 • Per Game Average: 2,152

Game Day Information

Standard Game Times:

	April	May - September
Monday - Friday	6:35 pm	6:35 pm
Saturday	2:05 pm	6:35 pm
Sunday	2:05 pm	2:05 pm

Exceptions:

April 18 @ 2:05 pm
May 13 @ 12:05 pm
May 20 @ 12:05 pm
May 25 @ 12:05 pm
Jun 10 @ 12:05pm

June 17 @ 12:05 pm
July 4 @ 5:05 pm
July 13 @ 12:05 pm
July 22 @ 12:05 pm

Ticket Prices:

	Advanced/Game Day
Premier	\$13.00/\$14.00
Club	\$12.00/\$13.00
Plaza	\$10.00/\$11.00
Lawn	\$9.00/\$10.00

Streaming Broadcast Information:

Chris Kleinhans-Schulz, Play-by-Play Broadcaster
Games broadcast online at www.kernels.com

TV Broadcast Information:

KCRG TV-9 (ABC) – Scott Saville / Josh Christensen / John Campbell / Mike O'Brien

KGAN TV-2 (CBS) – Zach Hanley / Matt Lange / Grant Becker

KFXA TV-28 (FOX) – Zach Hanley / Matt Lange / Grant Becker

KWWL TV-7 (NBC) – Rick Coleman / Mark Woodley

Hotel Information:

Visiting Team

Comfort Inn & Suites
2025 Werner Ave NE
Cedar Rapids, IA 52402
Phone: (319) 378-8888
Fax: (319) 378-9899
Contact: Mihir Karia

Umpires

Comfort Inn & Suites
2025 Werner Ave NE
Cedar Rapids, IA 52402
Phone: (319) 378-8888
Fax: (319) 378-9899
Contact: Mihir Karia

Minnesota Twins:

Alex Hassan, Player Development Director
1 Twins Way
Minneapolis, MN 55403

Directions:

Directions: From I-380 North: Take the Wilson Ave. exit. Turn left on Wilson Ave. After the railroad tracks, turn right on Rockford Road. Proceed 0.8 miles, stadium is on your left. From I-380 South, exit at First Avenue West. Turn right on First Avenue. Proceed to 15th Street and turn left. Proceed to Eighth Avenue (1st stop sign) and turn left. Stadium entrance is 0.1 miles on your right (before tennis courts).



Clinton LumberKings

P.O. Box 1295
Clinton, IA 52733-1295
Phone: (563) 242-0727
Fax: (563) 242-1433
Press Box: (563) 242-0727
Email: lumberkings@lumberkings.com
Website: www.lumberkings.com

Midwest League Member Since 1956

Front Office Staff:

Owned and Operated By Clinton Baseball Club, Inc.
President Paul Davis
General Manager Ted Tornow
Director of Broadcasting/Media Relations Michael Broskowski
Director of Concessions TBD
Director of Operations Andrew McKay
Stadium Manager/Head Groundskeeper Jack Bondy
Clubhouse Manager Nick Irwin

Field Staff:

Field Manager Tom Lawless
Pitching Coach Mark DeFelice
Hitting Coach Matt Snyder
Trainer Melissa Hampton
Defensive Coach Frank Moore
Strength + Conditioning Coach Sam Sauer

NelsonCorp Field:

537 Ball Park Drive, Clinton, IA 52732

Built: 1937 • Capacity: 5,000

Dimensions: LF: 335 CF: 401 RF: 325

2019 Attendance: 121,325 • Per Game Average: 1,838

Game Day Information

Standard Game Times:

Monday-Friday 6:30 pm
Saturday 5:00 pm
Sunday 2:00 pm

Exceptions:

Tuesday, April 21 @ Noon - 12:00 PM
Wednesday, April 22 @ 11:00 PM
Wednesday, April 29 @ 11:00 PM
Tuesday, May 12 @ Noon
Wednesday, May 13 @ 11:00 PM
Saturday, July 4 @ 6:30 PM
Monday, July 13 @ 11:00 AM
Monday, September 7 @ 2:00 PM

Ticket Prices:

	Advanced/Game Day
Box Seats	\$.8.00
Adult General Admission	\$.7.00
Senior / Child General Information	\$.6.00

Radio Broadcast Information:

Flagship Radio
WCCI 100.3FM (All 140 Games)
Michael Broskowski, Broadcaster
Beaver Miller, General Manager
Phone: (815) 273-7757
michaelbroskowski@lumberkings.com
beaver@wcciradio.com

Hotel Information:

Visiting Team

Econo Lodge-Clinton
2300 Lincoln Way
Clinton, Iowa 52732
(563) 321-4886
Econolodgeclinton@hartfamilyhotels.com
Contact: Cody Bingham

Umpires

Baymont By Wyndham
2300 Valley West Court
Clinton, IA 52732
Phone: (563) 243-1000
Fax: (563) 243-1003
Email: heather.waldorf@bmtclinton.com
Contact: Heather Waldorf

Miami Marlins

Dick Scott - Director, Player Development
501 Marilins Way
Miami, FL 33125
Phone: (305) 480-1300

Directions:

Directions: Hwy 30 East turns into 3rd Street. Turn right on 6th Avenue North, straight to field.





Dayton Dragons

Fifth Third Field
 220 North Patterson Blvd. Dayton, OH 45402
 Phone: (937) 228-2287
 Fax: (937) 228-2284
 Press Box: (937) 281-0042
 Email: dragons@daytondragons.com
 Website: www.daytondragons.com

Midwest League Member Since 2000

Front Office Staff:

Operated By: Palisades Arcadia Baseball, LLC

President & General Manager	Robert Murphy
Executive Vice President	Eric Deutsch
Office Manager & Exec. Assistant to President	Leslie Stuck
Vice President & Assistant General Manager	Brandy Guinaugh
Vice Presidents, Corporate Partnerships	Brad Eaton, Trafton Eutsler
Vice President, Accounting & Finance	Mark Schlein
Senior Director of Entertainment	Kaitlin Rohrer
Director of Entertainment	Katrina Gibbs
Senior Director of Operations	John Wallace
Director of Facility Operations	Jason Fleenor
Director of Media Relations & Broadcasting	Tom Nichols
Director of Creative Services	James Westerheide
Director of Ticket Sales	Andrew Hayes
Director of Ticket Operations	Stefanie Mitchell
Director of Group Sales	Carl Hertzberg
Senior Inside Sales Manager	Mandy Roselli
Group Sales Managers	Nicholas Fryman, Grant Hall, Andrew Majzan, Ben Shockley, Nicholas Zaleski
Business Development Managers	Dosh Hyde, Keenan Young, Andrew Zellers
Corporate Partnerships Managers	Christine Burns, Megan Norkunas, Brandon Rexin, Brittany Snyder, Alex Wilker
Sports Turf Manager	Tanner Turner
Operations Manager	Tyler Dunton
Manager of Retail Operations	Kyle Dunlap
Ticket Operations Manager	Jordyn Lewis
Ticket Operations Coordinator	Cody Messal
Graphic Designer	Ashley Donahue
Multimedia Designer	TBA
Senior Accountant	Dawn Reed
Entertainment Assistant	Jamie Penwell
Operations Assistant	Chandler Dawson
Receptionist/Admin Assistant	Erica Szent

Field Staff:

Field Manager	Gookie Dawkins
Pitching Coach	Brian Garman
Hitting Coach	Darryl Brinkley
Bench Coach	Hernan Iribarren
Trainer	Andrew Cleves
Strength & Conditioning	Dan Donahue

Day Air Ballpark:
220 N. Patterson Blvd., Dayton, OH 45402

Built: 2000 • Capacity: 6,830
Dimensions: LF: 338 CF: 402 RF: 338

2019 Attendance: 545,108 • Per Game Average: 7,900

Game Day Information

Standard Game Times:

Monday-Saturday 7:00 pm
Sunday 2:00 pm

Exceptions:

May 17 @ 4:00 pm
May 24 @ 7:00 pm
May 25 @ 2:00 pm

Ticket Prices:

	<i>Advanced/Game Day</i>
Stadium Seating	\$19.00
Lawn Seating	\$9.00

Radio Broadcast Information:

Flagship Radio
WONE 980 AM Radio
Lisa Rice, Market Manager
Dave Alexander, Program Director
Tom Nichols and Jack Kizer, Radio Announcers
Phone: (937) 224-1137
Fax: (937) 224-5015

TV Broadcast Information:

Flagship Station
WBDT Dayton’s SW Channel 26
Tom Nichols and Jack Pohl, Television Announcers
Number of games broadcast: 25 HomeGames
All 70 home games on MiLB TV

Hotel Information:

Visiting Team

Courtyard by Marriott
100 Prestige Place
Miamisburg, OH 45342
Phone: (937) 433-3131
Fax: (937) 433-0285
Contact: Courtney Carder

Umpires

Courtyard by Marriott
100 Prestige Place
Miamisburg, OH 45342
Phone: (937) 433-3131
Fax: (937) 433-0285
Contact: Courtney Carder


Cincinnati Reds

Eric Lee – Sr. Director, Player Development 100 Main Street
Cincinnati, OH 45202
Phone: (513) 765-7000
Fax: (513) 765-7799

Directions:

Directions: From the North: I –75 South to downtown Dayton. Take Exit 54 A, turn left on Main Street, then left on First Street





Fort Wayne TinCaps

301 Ewing Street
 Fort Wayne, IN 46802
 Phone: (260) 482-6400
 Fax: (260) 471-4678
 Press Box: (260) 407-5769
 Email: info@tincaps.com
 Website: www.TinCaps.com
 Twitter/Instagram/Facebook/[@TinCaps](https://www.facebook.com/TinCaps)

Midwest League Member Since 1982

Front Office Staff:

Owned and Operated.....	Hardball Capital
Principal Owner	Jason Freier
Team President	Mike Nutter
Vice President – Finance.....	Brian Schackow
Vice President – Corporate Partnerships.....	David Lorenz
Vice President – Marketing and Promotions	Michael Limmer
Director of Group Sales	Jared Parcell
Assistant Director of Group Sales.....	Brent Harring
Senior Ticket Account Manager	Austin Allen
Ticket Account Manager	Dalton McGill
Ticket Account Manager.....	Jenn Sylvester
Ticket Account Manager.....	Tyler Lantz
Director of Ticketing.....	Paige Watson
Reading Program Director/Asst Dir.of Ticketing.....	Kade Zvokel
Creative Director.....	Tony DesPlaines
Director of Video Production	Melissa Harring
Assistant Video Production Manager	Tim Bajema
Broadcasting and Media Relations Manager	John Nolan
Assistant Director of Marketing and Promotions.....	Morgan Olson
Digital Content Manager.....	Cory Stace
Community and Fan Engagement Manager.....	Brenda Feasby
Corporate Partnerships Manager.....	Devon Merder
Director of Food & Beverage	Bill Lehn
Executive Chef & Culinary Director	Pisarn Amornarthakij
Food & Beverage Operations Manager	Dominick Catanzarite
VIP Services Manager	Rebekah Carr
Commissary Manager.....	Michael Shidler
Merchandise Manager.....	Emma Reese
Head Groundskeeper.....	Keith Winter
Director of Facilities	Tim Burkhart
Accounting Manager/Facilities Manager	Erik Lose
Groundskeeping/Stadium Operations Assistant	Jake Sperry
Groundskeeping/Stadium Operations Assistant	Jackson Boyce
Special Events Manager	Holly Raney
Banquet Event Manager	Alexis Strabala
Human Resources Administrator/Office Manage.....	Cathy Tinney
Ballpark Cleaning Crew Supervisor.....	Everett Coleman

Field Staff:

Field Manager.....	Anthony Contreras
Pitching Coach	Leo Rosales
Hitting Coach	Jonathan Mathews
Fielding Coach	Jonathan Meyer
Athletic Trainer.....	Nick Coberly
Strength Coach	Ben Loftis



Parkview Field:

1301 Ewing Street Fort Wayne, IN 46802

Built: 2009 • Capacity: 8,100

Dimensions: LF: 336 CF: 400 RF: 318

2019 Attendance: 371,259 • Per Game Average: 5,541

Game Day Information

Standard Game Times:

Monday-Friday 7:05 pm

Saturday 6:35 pm

Sunday 1:05 pm

Exceptions:

Monday, April 13 @ 6:05 pm • Tuesday, April 14 @ 6:05 pm • Wednesday, April 15 @ 11:05 am •

Tuesday, April 28 @ 6:05 pm • Wednesday, April 29 @ 11:05 am • Monday, May 11 @ 6:05 pm •

Tuesday, May 12 @ 12:05 pm • Wednesday, May 13 @ 11:05 am • Saturday, July 4 @ 6:05 pm •

Wednesday, July 8 @ 12:05 pm • Saturday, July 18 @ 6:05 pm • Sunday, Sept. 6 @ 6:05 pm • Monday, Sept. 7 @ 1:05 pm

Ticket Prices:

	Advanced/Game Day
Lawn Seats	\$.600
Reserved Seats	\$.1000
All-Star Seats @ Home Run Porch	\$.1200
Legacy Seats	\$.1500

Radio Broadcast Information:

WKJG, ESPN Radio 1380 AM & 100.9 FM (140 Games & Playoffs)

Ben Saurer, General Manager • Kassie Taksey, Sales Manager • Mike Ragozino, Program Director

Television Broadcast Information:

Comcast Network 81 & MiLB.TV (All 70 home games & playoffs)

John Nolan, Play-by-Play Announcer @John_G_Nolan • nolan@tincaps.com Phone: (260) 407-2804

Hotel Information:

Visiting Team

Quality Inn
1734 West Washington Center Road
Fort Wayne, IN 46818
Phone: (260) 489-5554
Fax: (260) 489-6450
Contact: Rhonda Jacquay

Umpires

Hyatt Place
111 W. Washington Center Road
Fort Wayne, IN 46825
Phone: (260) 471-9223
Contact: Angie McCathy

San Diego Padres

Sam Geaney – Director, Player Development
100 Park Boulevard • San Diego, CA 92101
Phone: (619) 795-5340
Fax: (619) 795-5036

Directions:

Directions: I-69 South to Exit 111A. South onto Lima Road (US 27). Lima Road becomes South Clinton Street. Right onto Brackenridge Street. Continue slight right on Brackenridge Street. Ballpark is 0.3 miles west on right.



Great Lakes Loons

825 East Main Street

Midland, MI 48640

Phone: (989) 837-BALL

Fax: (989) 837-8780

Press Box: (989) 837-6158

Email: info@loons.com Website: www.loons.com

Midwest League Member Since 2007

Front Office Staff:

Operated By	Michigan Baseball Operations
Stadium Ownership	Michigan Baseball Foundation
Founder/CEO	William Stavropoulos
President/GM	Brad Tammen
VP, Baseball Operations	Tiffany Wardynski
VP, Chief Financial Office	Jana Chotivkova
VP, Chief Revenue Officer	Chris Mundhenk
AGM, Marketing/Comm.	Matt DeVries
AGM, Facility Ops	Dan Straley
Sr Dir, Community Impact	Thom Pepe
Dir, Accounting	Jamie Start
Dir, Business Analytics	Eric Ramseyer
Dir, Creative Services	Alex Seder
Dir, Corporate Partnerships	Tyler Kring
Dir, Food & Beverage	Andrea Noonan
Dir, Group Sales	Tony Garant
Dir, Merchandise	Kimberley Emerick
Dir, Production	Chad LaFroce
Dir, Ticket Operations	Sam PeLong
Mgr, Accounting	Holly Snow
Mgr, Catering	Ryan Teeple
Mgr, Group Ticket Sales	Riley Paulus
Mgr, Human Resources	Stacy Sprunger
Mgr, Promotions	Cameron Bloch
Coord, Group Ticket Sales	Rickey Rissman
Corporate Account Executive	Joe Volk
Associate, Ticket Sales	Glyn Hunt
Associate, Ticket Sales	Ivy Schaaf
Administrative Support	Melissa Kehoe
Head Groundskeeper	Kelly Rensel
Play-by-Play Broadcaster	Brad Tunney
Play-by-Play Broadcaster	Blake Froling
GM, Dow Diamond Events	Dave Gomola

Field Staff:

Field Manager	John Shoemaker
Pitching Coach	Stephanos Stroop
Hitting Coach	Seth Conner
Coach	Elian Herrera
Athletic Trainer	Chelsea Willette
Performance Coach	Daniel Hayes
Development Coach	Mac Lozer
Video Associate	James McIntyre

Dow Diamond:

825 East Main Street • Midland, MI 48640

Built: 2007 • Capacity: 5,200

Dimensions: LF: 332 LCF: 375 CF: 400 RCF: 373 RF:325

2019 Attendance: 195,904 • Per Game Average: 2,839

MIDWEST LEAGUE 2020



Game Day Information

Standard Game Times:

Monday-Friday (April-early May) 6:30 pm
Saturday (April) 2:05 pm
Monday-Saturday (late May-September) 7:05 pm
Sunday (all season) 2:05 pm

Exceptions:

April 30 @ 10:35 am May 28 @ 10:35 am
May 13 @ 10:35 am July 20 @ 12:05 pm
May 25 @ 2:05 pm September 7 @ 2:05 pm

Ticket Prices:

	Advanced/Game Day
Lawn Seats	\$7-8
Reserved Box Seats	\$11-13
Diamond Box Seats	\$15-16

Radio Broadcast Information:

Flagship Radio Station: ESPN 100.9-FM (WLUN) (ESPN1009.com)
Brad Tunney, Play-by-Play Broadcaster
Blake Froling, Play-by-Play Broadcaster

Hotel Information:

Visiting Team

Fairfield Inn & Suites by Marriott
506 E. Buttles St.
Midland, MI 48640
Phone: (989) 631-7100
Fax: (989) 631-7109
Contact: Paige Kearney

Umpires

Fairfield Inn & Suites by Marriott
506 E. Buttles St.
Midland, MI 48640
Phone: (989) 631-7100
Fax: (989) 631-7109
Contact: Paige Kearney

Los Angeles Dodgers:

Brandon Gomes, Director of Player Development
1000 Elysian Park Avenue
Los Angeles, CA 90012-1199
Phone: (818) 808-6393

Directions:

Directions from the South (Saginaw, Flint, Detroit): Take I-75 North to US-10 West. Follow US-10 W to the M-20/US-10 BUS exit on the LEFT toward DOWNTOWN MIDLAND (also known as Indian St.). Turn left onto State Street. The entrance to the stadium is located at the intersection of Ellsworth and State Streets.

Directions from East (Bay City): Take M-25 West, which becomes US-10 W. Follow US-10 W to the M-20/ US-10 BUS exit on the LEFT toward DOWNTOWN MIDLAND (also known as Indian St.). Turn left onto State Street. The entrance to the stadium is located at the intersection of Ellsworth and State Streets.

Directions from the Northwest (Clare, Harrison, Houghton Lake): Take US-127 South to US-10 East toward Midland. Take the US-10 BUS / Eastman Ave. Exit. Turn left on West Wackerly St. Turn Right on Eastman Ave./US-10 BUS. Turn right onto State Street. The entrance to the stadium is located at the intersection of Ellsworth and State Streets.

Directions from the Northeast (Pinconning, Standish, West Branch): Take I-75 South to US-10 West. Follow US-10 W to the M-20/US-10 BUS exit on the LEFT toward DOWNTOWN MIDLAND (also known as Indian St.). Turn left onto State Street. The entrance to the stadium is located at the intersection of Ellsworth and State Streets.

Directions from the West (Mt. Pleasant): Take M-20 East to Main Street in Midland. Turn right on Main until it intersects with State Street. Turn left and enter the stadium at the intersection of Ellsworth and State Streets (one block down).



Kane County Cougars

34W002 Cherry Lane

Geneva, IL 60134

Phone: (630) 232-8811

Fax: (630) 232-8815

Press Box: (630) 578-6246

Email: info@kccougars.com Website: www.kccougars.com

Midwest League Member Since 1991

Front Office Staff:

Owned and Operated By	Cougars Baseball Partnership, American Sports Enterprises, Inc.
Owners	Dr. Bob Froehlich, Cheryl A. Froehlich
Board of Directors	Dr. Bob Froehlich, Cheryl A. Froehlich, Stephanie Froehlich, Chris Neidhart, Marianne Neidhart
Chariman/Chief Executive/President/Owner	Dr. Bob Froehlich
Vice President/General Manager	Curtis Haug
Senior Director, Finance & Administration	Douglas Czurylo
Senior Director, Ticketing	Michael Patterson
Senior Director, Stadium Operations	Mike Klafehn
Stadium Operations Manager	Scott Anderson
Senior Director, Ticket Serv./Comm. Relations	Amy Mason
Assistant Director of Ticket Operations	Paul Quillia
Ticket Operations Representative	Ashley Kouba
Sales Representative	Jeff Weaver
Sales Representative	Dave Grochowski
Sales Representative	Kelton Zimmerman
Senior Ticket Sales Representative	Alex Miller
Communications Coordinator	TBD
Design & Graphics	Emmet Broderick
Media Placement Coordinator	Bill Baker
Food and Beverage Director	Jon Nekolny
Assistant Food and Beverage Director	Jim Szymanski
Finance/Accounting Manager	Lance Buhmann
Accounting	Sally Sullivan
Head Groundskeeper	Sean Ehlert
PA Announcer	Jim Leo
Stadium Maintenance Supervisor	Jeff Snyder
Stadium Maintenance Assistant	TBD
Promotions Director	Caela McBride
Video Director	Andy Cozzi
Office Manager	Sherri Johnson
Director of Security	Dan Klinkhamer

Field Staff:

Field Manager	Vince Harrison
Pitching Coach	Barry Enright
Hitting Coach	K.C. Judge
Coach	Juan Francia
Athletic Trainer	Daniel Fifer
Strength and Conditioning	Logan Jones
Clubhouse Manager	TBD



Northwestern Medicine Field

34W002 Cherry Lane, Geneva, IL 60134

Built: 1991 • Capacity: 10,923

Dimensions: LF - 335 CF - 400 RF - 335

2019 Attendance: 350,305 • Per Game Average: 5,228

Game Day Information

Standard Game Times:

	April - June	July - September
Monday - Friday	6:30 pm	6:30 pm
Saturday	1:00 pm or 6:30 pm	6:30 pm
Sunday	1:00 pm or 6:30 pm	1:00 pm or 6:30 pm

Ticket Prices:

	Advanced/Game Day
Box Seats	\$15
Reserved Seats	\$13
Lawn	\$11

Radio Broadcast Information:

WBIG 1280 AM (140 games)
Radio Announcer - Joe Brand
Steve Marten - General Manager
Phone: (630) 851-5200

Hotel Information:

Visiting Team

My Place Hotel
1000 Kilbery Lane
North Aurora, IL 60542
Phone: (630) 256-8485
Contact: Carol Makoui

Umpires

Comfort Inn and Suites
1555 E. Fabyan Parkway
Geneva, IL 60134
Phone: (630) 208-8811
Fax: (630) 208-7844
Contact: Kim McNamara

Arizona Diamondbacks

Josh Barfield, Director of Player Development
401 East Jefferson Street
Phoenix, AZ 85004
Phone: (602) 462-6500
Fax: (602) 462-6600

Directions:

Directions: From West: I-88 East to Farnsworth Road North Exit, 5 miles north to Cherry Lane, left into stadium. From East: I-88 West to Farnsworth Road North Exit, 5 miles north to Cherry Lane, left into stadium. From North: Rte. 59 south to Rte. 64 (North Avenue), west to Kirk Road, south to Cherry Lane, right into stadium. From Northwest: I-90 to Randall Road South Exit, south to



Lake County Captains

35300 Vine Street
 Eastlake, OH 44095
 Phone: (440) 975-8085
 Fax: (440) 975-8958
 Press Box: (440) 975-8085 x144
 Email: info@captainsbaseball.com
 Website: www.captainsbaseball.com

Midwest League Member Since 2010 (Formerly South Atlantic League)

Front Office Staff:

Chairman/Secretary/Treasurer	Peter Carfagna
Vice Chairman	Rita Carfagna
Vice President	Ray Murphy
General Manager	Jen Yorke
Assistant General Manager	John Klein
Assistant General Manager	Tim O'Brien
Director, Finance	Nicole Owens
Director, Game Presentation & Partnerships	Casey Rusnak
Director, Turf Operations	Charlie Erlenbach
Director, Ticket Sales	Kate Roth
Manager, Stadium Operations	Kasey Konte
Manager, Box Office	Zach Smith
Manager, Broadcasting & Media Relations	Andrew Luftglass
Ticket Sales Account Executive	Patrick Schommer
Ticket Sales Account Executive	Olivia Vocke
Ticket Sales Account Executive	Brendan Whitney
Office Assistant	Jim Carfagna

Field Staff:

Field Manager	Greg DiCenzo
Pitching Coach	Jason Blanton
Hitting Coach	Mike Mergenthaler
Bench Coach	Vance Law
Athletic Trainer	Patrick Reynolds
Strength & Conditioning Coach	Paul Synenkyj

Classic Park

35300 Vine Street, Eastlake, OH 44095

Built: 2003 • Capacity: 6,157 (plus lawn)
 Dimensions: LF - 320 CF - 400 RF - 320

2019 Attendance: 200,756 • Per Game Average: 3,089



Game Day Information

Standard Game Times:

	April 13–May 31	June 1–September 7
Monday - Saturday	6:30 pm	7:00 pm
Sunday	1:30 pm	1:30 pm

Exceptions:

Saturday, April 18 @ 1:00 pm	Thursday, April 30 @ 11:00 am
Wednesday, May 13 @ 11:00 am	Monday, May 25 @ 1:00 pm
Wednesday, June 17 @ 12:00 pm	Thursday, July 16 @ 11:00 am
Wednesday, July 29 @ 11:00 am	Sunday, August 2 @ 6:00 pm
Wednesday, August 26 @ 12:00 pm	Sunday, September 6 @ 6:00 pm
Monday, September 7 @ 1:00 pm	

Ticket Prices:

	Advanced/Game Day
Box Seats	\$10.00/\$12.00
Bleachers	\$10.00/\$12.00
General Admission	\$10.00/\$12.00

Radio Broadcast Information:

Sunday through Thursday games—Internet Only
www.captainsbaseball.com
www.allsportsleveland.net

Opening Day, Fridays and Saturdays (Except 8/28 and 9/4)
WINT 1330 AM and 101.5 FM
440-946-1330

Hotel Information:

Visiting Team

Red Roof Inn
4166 State Route 306
Willoughby, OH 44094
Phone (440) 946-9872
Fax (440) 946-3624
Contact: Ken Metzendorf

Umpires

Quail Hollow Resort
11080 Concord-Hambden Rd.
Painesville, OH 44077
Phone (440) 497-1100
Contact: Michael Mock

Cleveland Indians

James Harris – Director of Player Development
2401 Ontario St.
Cleveland, OH 44115
Phone: (216) 420-4166
Fax: (216) 420-4321

Directions:

Directions: Off of Route 2, Classic Park is located directly off the Route 91 exit. Off of I-90, Classic Park is located 1.5 miles south of the route 91 exit.



Lansing Lugnuts

505 E. Michigan Avenue
 Lansing, MI 48912
 Phone: (517) 485-4500
 Fax: (517) 485-4518
 Press Box: (517) 485-5307
 Email: info@lansinglugnuts.com
 Website: www.lansinglugnuts.com

Midwest League Member Since 1996

Front Office Staff:

Owned and Operated By Take Me Out to the Ballgame, LLC
 President & Co-Owner Tom Dickson
 Co-Owner Sherrie Myers
 General Manager Tyler Parsons
 VP of Business Development Steve Malliet
 Director of Sales Ross Combs
 Senior Manager of Sales & Ticket Services Eric Pionk
 Corporate Account Executive Austin Rakestraw
 Corporate Account Executive Kyle England
 Corporate Account Executive Josh Arendsen
 Group Account Executive Dylan Meyer
 Box Office Manager TBD
 Retail Director Matt Hicks
 Head Grounds Keeper Paul Kuhna
 Director of Stadium Operations Dennis Busse
 Stadium Events Assistant Manager Jacob Beczkiewicz
 Director of Food and Beverage Anthony Hilla
 Concessions Manager April Landon
 Executive Chef Kirk Hansen
 Director of Stadium Events TBD
 Catering & Special Events Manager Erika Witte
 Production Manager Terry Alapert
 Marketing Manager Bill Getschman
 Broadcaster Jesse Goldberg-Strassler
 Corporate Partnerships Manager Ashley Loudan
 Director of Finance Brianna Pfeil
 Director of HR & Business Ops Angela Sees

Field Staff:

Field Manager Luis Hurtado
 Pitching Coach Phil Cundari
 Hitting Coach Ryan Wright
 Position Coach Dave Pano
 Trainer Hiroki Yoshimoto
 Strength & Conditioning Casey Callison

Cooley Law School Stadium:

505 E. Michigan Avenue, Lansing, MI 48912

Built: 1996 • Capacity: 11,000

Dimensions: LF - 305 CF - 412 RF - 305

2019 Attendance: 311,028 • Per Game Average: 4,443 (70 games)

Game Day Information

Standard Game Times:

Monday - Friday 7:05 pm

Saturday 7:05 pm

Sunday 1:05 pm

Ticket Prices:

	Advanced/Game Day
Executive Box	\$15.00/\$17.00
Box Seats	\$12.00/\$14.00
Lawn	\$8.00/\$10.00
Clubhouse	\$40.00/\$42.00
Pepsi Porch	\$35.00/\$37.00

Broadcast Information:

Radio

Flagship Radio 730AM WVFN

Phone: (517) 394-7272

Fax: (517) 363-2273

Television

WILX TV-10

Tim Staudt

Phone: (517) 393-0110

Fax: (517) 393-9108

Hotel Information:

Visiting Team

Radison

111 North Grand Avenue

Lansing, MI 48933

Phone: (517) 267-3467

Fax: (517) 487-6646

Contact: Ashley VanDusen

Umpires

Radison

111 North Grand Avenue

Lansing, MI 48933

Phone: (517) 267-3467

Fax: (517) 487-6646

Contact: Ashley VanDusen

Toronto Blue Jays:

Charlie Wilson, Director, Minor League Operations

Bobby Mattick Training Center at Englebert Complex

1700 Solon Avenue

Dunedin, FL 34698

Phone: (727) 734-8007

Fax: (727) 734-8162

Directions:

Directions: From East/West & South: I-496 downtown, north at Larch Street Exit, stadium on left. From North: 27-S becomes Cedar Street. Stadium on corner of Cedar and Michigan.



Peoria Chiefs

730 S.W. Jefferson Street
 Peoria, IL 61605
 Phone: (309) 680-4000
 Fax: (309) 680-4080
 Press Box: (309) 680-4045
 Email: feedback@chiefsnet.com
 Website: www.peoriachiefs.com

Midwest League Member Since 1983

Front Office Staff:

Owned and Operated ByPeoria Chiefs Community Baseball Club, LLC
 General Manager Jason Mott
 Box Office Manager Ryan Sivori
 Director of Media & Community EngagementNathan Baliva
 Director of Stadium Operations Patrick Walker
 Director of Creative ServicesAllison Rhoades
 Corporate Sales Manager Ben Gerard
 Account Executive Matt Champeau
 Account Executive Nolan Ard
 Inside Sales RepCody Schindler
 Inside Sales Rep Keenan Smith
 Inside Sales Rep Brandon Gilden
 Director of Food & BeverageCullen Munz
 Executive Chef Toby Marshall
 Head Groundskeeper..... Mike Reno

Field Staff:

Field Manager Erick Almonte
 Pitching CoachAdrian Martin
 Hitting Coach Cody Gabella
 Trainer..... Chris Walsh
 Strength & Conditioning Coach Jacqueline Gover

Dozer Park

730 S.W. Jefferson, Peoria, IL 61605

Built: 2002 • Capacity: 7,000

Dimensions: LF – 310 CF – 400 RF – 310

2019 Attendance: 198,545 • Per Game Average: 2,920

Game Day Information

Standard Game Times:

Monday – Saturday 6:35 for night games. 12:05 pm or 11:05 am for day games
Sunday 1:35 pm except April 19 (5:05 pm) & July 26 (6:35 pm)

Ticket Prices:

	Advanced/Game Day
Dugout Seat	\$15.00 (\$13.00 kids ages 3-12)
Field Box Seat	\$13.00 (\$11.00 kids ages 3-12)
Reserve Seat	\$11.00 (\$9.00 kids ages 3-12)
Lawn	\$.99

*kids under 3 are free

Broadcast Information:

Web streaming available at www.peoriachiefs.com and on TuneIn Radio App. Also available on MiLB.TV
Nathan Baliva – Voice of the Chiefs
(309) 680-4018

Hotel Information:

Visiting Team

Quality Inn & Suites
4112 N. Brandywine Drive
Peoria, IL 61614
Contact: Jenni Pence
Phone: (309) 685-2556 ext. 501
Fax: (309) 685-6272

Umpires

Fairfield Inn & Suites
200 Eastlight Court
East Peoria, IL 61611
Contact: Robin Barnes
Phone: (309) 699-4100
Fax: (309) 699-4300


St. Louis Cardinals:

Gary LaRocque – Director of Player Development
1000 South 4th St
St. Louis, MO 63102
P: 314-345-9600
F: 314-345-9519

Directions:

Directions: From South/East: Take I-74 into Peoria and cross the Murray Baker Bridge. Then take the Jefferson St Exit. Turn left on Jefferson (One Way) until you arrive at Dozer Park which will be on your left. From North/West: I-74 Exit at 92 Glen Oak Dr. Go through the first light and then turn right Glendale will become Kumpf Blvd two blocks west. At the fourth light on Kumpf Blvd., turn right onto Jefferson Street. Stadium is on the left, two blocks up two blocks down the street.





Quad Cities River Bandits

209 S. Gaines St.
 Davenport, IA 52802
 Phone: (563) 324-3000
 Fax: (563) 324-3109
 Press Box: (563) 333-2700
 Email: Bandit@RiverBandits.com
 Website: www.RiverBandits.com

Midwest League Member Since 1960

Front Office Staff:

Owned and Operated By Main Street Iowa, LLC
 Owners Dave Heller, Roby Smith
 General Manager Joe Kubly
 Vice President of Sales Shawn Brown
 Executive Director of Special Events Taylor Satterly
 Assistant General Manager/Ballpark Operations Seth Reeve
 Assistant General Manager/Baseball Paul Kleinhans-Schulz
 Director of Ticketing Julia McNeil
 Director of Merchandise Darren Pitra
 Director of Marketing & Community Relations Kaylee Golden
 Director of Finance Julie James
 Director of Amusements Bill Duncan
 Director of Media Relations TBD
 Head Groundskeeper TBD
 Promotions Manager Allie Bettenhausen
 Creative Services & Production Manager Evan Wiseman
 Groups Sales & Fulfillment Coordinator Aaron Wilson
 Group Sales Account Executive Micheal Plummer
 First Impressions Manager Rae Mittan
 Professional Sports Catering, Operations Director Kyle Lindquist
 Professional Sports Catering, Executive Chef Troy Ferrell
 Professional Sports Catering, Concession Manager Kate McKinley

Field Staff:

Field Manager Ray Hernandez
 Pitching Coach Erick Abreu
 Hitting Coach Sean Godfrey
 Athletic Trainer Brandon Zumbach
 Strength & Conditioning Coach Mike Hoffman

Modern Woodmen Park

209 South Gaines Street, Davenport, IA 52802

Built: 1931 (renovated 2004) • Capacity: 7,140
 Dimensions: LF – 343 CF – 400 RF – 318

2019 Attendance: 150,905 • Per Game Average: 2,474

Game Day Information

Standard Game Times:

Monday-Friday 6:35 pm (5 exceptions for day games 4/21, 5/6, 5/19 11:15 am & 8/11 12:15 pm & 9/7 1:05 pm)
Saturday 5:05 pm (April), 6:35 pm (May-September)
Sunday 1:05 pm (April-May & September), 5:05 pm (May - August)

Ticket Prices:

	Advanced/Game Day
Club Seating	\$16.00
Lower Box Seats	\$14.00
Upper Box Seats	\$12.00
Bleachers	\$9.00
Berm / Standing Room	\$7.00

Radio Broadcast Information:

TBD

Hotel Information:

Visiting Team

Radisson Inn
111 E. 2nd Street
Davenport, IA 52801
Contact: Beth Esmoil
Phone: 563-322-2200 ext. 1006
Email: beth.esmoil@hawkeyehotels.com

Umpires

TBD

Houston Astros

Derrick Fong, Director, Minor League Operations
Minute Maid Park
501 Crawford St.
Houston, TX 77002
Phone: (346) 212-4980
Fax: (713) 315-5542

Directions:

Directions: From I-74, take State Street exit left, turns into River Drive, left on Gaines Street. From I-80, take Brady Street exit, south on Harrison Street, right on River Drive, left on Gaines Street.





South Bend Cubs

P.O. Box 4218
 South Bend, IN 46634
 Phone: (574) 235-9988
 Fax: (574) 235-9950
 Email: cubs@southbendcubs.com
 Website: www.southbendcubs.com

Midwest League Member Since 1988

Front Office Staff:

Owner Andrew Berlin
 President Joe Hart
 General Manager & V.P., Corporate Partnership Nick Brown
 Assistant General Manager, Tickets Andy Beuster
 Assistant General Manager, Operations Peter Argueta
 Director of Finance & Human Resources TBA
 Director of Ticket Ops. & Customer Service Devon Hastings
 Director of Media & Promotions Chris Hagstrom-Jones
 Radio Broadcaster Darin Pritchett
 Merchandise Manager Mary Lou Pallo
 Senior Account Executive Logan Lee
 Account Executive Dan Harazin
 Account Executive Zack Bucher
 Account Executive Kyle Cavanaugh
 Account Executive Ryan Coleman
 Office Manager & Promotions Assistant Sydney Ezell
 Head Groundskeeper TJ Wohlever
 Groundskeeper Jeremy Harper
 Operations Assistant Josh Stephens
 Director of Food and Beverage Nick Barkley
 Catering and Business Manager Kelly Kalsch
 Executive Chef Josh Farmer
 Concessions Manager Kyle Hoffmann

Field Staff:

Field Manager Buddy Bailey
 Pitching Coach Jamie Vermilyea
 Hitting Coach Dan Puente
 Assistant Coach: Ricardo Medina
 Athletic Trainer Matt Hussey
 Strength Coach Cory Chapp

Four Winds Field

501 West South Street, South Bend, IN 46601

Built: 1987 • Capacity: 5,000 (plus lawn)
 Dimensions: LF – 336 CF – 405 RF – 336

2019 Attendance: 319,616 • Per Game Average: 4,770



Game Day Information

Standard Game Times:

Monday - Saturday 7:05 pm
Sunday 2:05 pm

Exceptions:

April 11 (Saturday) @ 4:05 pm
April 25 (Saturday) @ 4:05 pm
May 6 (Wednesday) @ 10:35 am
May 9 (Saturday) @ 4:05 pm
May 17 (Sunday) @ 4:05 pm
May 18 (Monday) @ 10:35 am

May 19 (Tuesday) @ 10:35 am
May 25 (Memorial Day) @ 2:05 pm
June 30 (Tuesday) @ 1:05 pm
July 13 (Monday) @ 1:05 pm
September 7 (Labor Day) @ 2:05 pm

Ticket Prices:

	Advanced/Game Day
Field Box	\$11.00/\$12.00
Dugout Box	\$13.00/\$14.00

Radio Broadcast Information:

96.1 FM WSBT Radio – Michiana’s Sports Leader
Announcer – Darin Pritchett
Director of Programming & Content – Bill Gamble
Phone: (574) 247-4343

Hotel Information:

Visiting Team

Aloft South Bend
111 N. Main St
South Bend, IN 46601
Phone: (574) 288-8000
Fax: (574) 288-8003
Contact: Nick Featherstone

Umpires

Aloft South Bend
111 N. Main St
South Bend, IN 46601
Phone: (574) 288-8000
Fax: (574) 288-8003
Contact: Nick Featherstone

Chicago Cubs

Jason McLeod – Senior Vice President, Player Personnel
Bobby Basham – Director of Player Development
1060 W. Addison
Chicago, IL 60613
Phone: (773) 404-2827
Fax: (773) 404-4129

Directions:

Directions: I-80/90 to Exit 77. Enter US 31/33 south to South Bend, to downtown (Main Street). Right on Western Avenue, left on Taylor.





West Michigan Whitecaps

P.O. Box 428
 Comstock Park, MI 49321-0428
 Phone: (616) 784-4131
 Fax: (616) 784-4911
 Press Box: (616) 784-2870
 Email: playball@whitecapsbaseball.com
 Website: www.whitecapsbaseball.com

Midwest League Member Since 1994

Front Office Staff:

Owned and Operated by Whitecaps Professional Baseball Corp

Founders and Chairmen	Lew Chamberlin, Denny Baxter
CEO	Joe Chamberlin
President	Steve McCarthy
Vice President and General Manager	Jim Jarecki
Vice President of Sales	Dan Morrison
Facility Events Manager	Mike Klint
Director of Food & Beverage	Matt Timon
Director of Ticket Sales	Chad Sayen
Controller	Dave Rozema
Human Resources Manager	Courtney Lutz
Director of Marketing and Media Relations	Steve Van Wagoner
Creative and Digital Design Manager	Elaine Boonenberg
Social Media and Digital Marketing Coordinator	Alex Brodsky
Multimedia Specialist	Jack Powers
Promotions and Fan Entertainment Manager	Ben Love
Operations Manager	Brett Frieze
Ticket Sales Manager	Shaun Pynnonen
Box Office Manager	Mike Epstein
Head Groundskeeper	Mitch Hooten
Facility Maintenance Manager	Kipp Jelinski
Merchandising Manager	Lori Ashcroft
Clubhouse Attendant	Sam Reatini
Sales Assistant	Leah Austin
IT Coordinator	Scott Lutz
Corporate Event Sales Manager	Alanna Klomp
Assistant Director of Ticket Sales	Drew Willard
Hospitality Manager	Amanda Stephan
Accounts Receivable Coordinator	Barb Renteria
Community Relations Coordinator	Jenny Garone
Radio Play-by-Play Broadcaster	Dan Hasty

Field Staff:

Field Manager	Brayan Pena
Pitching Coach	Willie Blair
Hitting Coach	John Murrian
Coach	TBD
Trainer	Cody Derby



Fifth Third Ballpark:

4500 West River Drive, Comstock Park, MI 4932

Built: 1994 • Capacity: 8,942
Dimensions: LF - 317 CF - 402 RF - 327

2019 Attendance: 360,295 Per Game Average: 5,378 (67 Openings)

Game Day Information

Standard Game Times:

	April/May	June-September
Monday - Friday	6:35 pm	7:05 pm
Saturday	4:00 pm	7:05 pm
Sunday	2:00 pm	2:00 pm / 6:00 pm

Ticket Prices:

	Advanced/Game Day
Premium Box Seat	\$.17.00
Field Box Seat	\$.15.00
Upper Box Seat	\$.14.50
Reserved Seat	\$.13.50
Lawn	\$.9.00

Radio Broadcast Information:

Flagship Radio
The Ticket 106.1 FM / WJRW 1340 AM
Bruce Law
Phone: (616) 456-5461
Fax: (616) 451-3299
Dan Hasty, Play-by-Play
Cell: (586) 604-6755

Hotel Information:

Visiting Team

Hampton Inn Grand Rapids North
500 Center Drive NW
Grand Rapids, MI 49544
Phone: (616) 647-1000
Fax: (616) 647-1001
Contact: Jennifer Eddy
jennifer.eddy@hilton.com

Umpires

Hampton Inn Grand Rapids North
500 Center Drive NW
Grand Rapids, MI 49544
Phone: (616) 647-1000
Fax: (616) 647-1001
Contact: Jennifer Eddy
jennifer.eddy@hilton.com

Oakland Athletics

Dan Lunetta – Director of Minor League Operations
Detroit Tigers
P.O. Box 90187
Lakeland, FL 33804-0187
Phone: (863) 686-8075
Fax: (863) 688-9589

Directions:

Directions: From I-96 or I-196, take US-131 north to exit 91 (West River Drive). Cross at the light to enter Fifth Third Ballpark. From East Beltline Avenue North and merges into Northland Drive, then turn west on West River Drive and proceed 5 miles, Fifth Third Ballpark entrance is on the left, just before the US-131 interchange.



Wisconsin Timber Rattlers

P.O. Box 7464
 Appleton, WI 54912-7073
 Phone: (920) 733-4152
 Fax: (920) 733-8032
 Press Box: (920) 733-6342
 Email: info@timberrattlers.com
 Website: www.timberrattlers.com

Midwest League Member Since 1962

Front Office Staff:

Owned and Operated By	Appleton Baseball Club, Inc.
Board Chairman	Tom Lehr
President / General Manager	Rob Zerjav
Vice President / Assistant General Manager	Aaron Hahn
Vice President/Tickets	Ryan Moede
Director of Marketing/Assistant General Manager	Hilary Bauer
Controller	Eric Dresang
Director of Media Relations	Chris Mehring
Director of Community Relations	Dayna Baitinger
Creative Director	Ann Mollica
Senior Manager/Ticket Sales & Service	Kyle Fargen
Box Office Manager	Trevor Wetzell
Director of Security	Scott Hoelzel
Director of Food and Beverage	Ryan Grossman
Director of Merchandise	Jay Grusznski
Director of Corporate Partnerships	Ryan Cunniff
Corporate Marketing Manager	Seth Merrill
Group Sales Representatives	Kat Cera, Brett Kirmse
Executive Chef	Charles Behrmann
Executive Sous Chef	Chris Gosz
Assistant Director of Food & Beverage	Megan Andrews
Director of Catering and Events	Kim Chonos
Manager of Wedding Sales and Events	Kim McGownd
Stadium Operations Manager	Justin Peterson
Director of Grounds	Kyle Slaton
Entertainment Coordinator	Jacob Jirschele
Production Manager	Jerred Drake
Accounting/Human Resources Manager	Brooke Breczynski
Office Manager	Mary Robinson
Clubhouse Manager	Mason Kubly

Field Staff:

Field Manager	Matt Erickson
Pitching Coach	Carson Cross
Hitting Coach	Dave Joppie
Trainer	Jeff Paxson
Strength & Conditioning Coach	Connor McCarthy

Neuroscience Group Field at Fox Cities Stadium:

2400 N. Casaloma Drive, Appleton, WI 54913

Built: 1995 • Capacity: 5,170 (plus lawn)
Dimensions: LF - 325 CF - 400 RF - 325

2019 Attendance: 218,037 • Per Game Average: 3,354

Game Day Information

Standard Game Times:

	April - May	June - September
Monday - Friday	6:35 pm	7:05 pm
Saturday	6:35 pm	6:35 pm
Sunday	1:05 pm	1:05 pm
Weekday Day	12:05 pm	12:05 pm

Ticket Prices:

	Advanced/Game Day
Box Seat	.\$15.00
Reserved Seat	.\$12.00
General Admission (Grass)	.\$8.00
Patio Table (4 seats & wait service)	.\$80.00
All-You-Can-Eat Seats	.\$31.00
Club Seats	.\$22.00
Parking	.\$6.00 cars/ \$20.00 Buses & RVs

Radio Broadcast Information:

Flagship Radio WNAM – 1280 AM
Chris Mehring, Play-By-Play Announcer
Phone: (920) 426-3239
Fax: (920) 231-0145

Hotel Information:

Visiting Team

AmericInn by Wyndham
132 N. Mall Drive
Appleton, WI 54913
Phone: (920) 666-2538
Contact: Brandi Klekamp

Umpires

Comfort Suites
3809 W. Wisconsin Ave
Appleton, WI 54914
Phone: (920) 730-3800
Fax: (920) 730-9558
Contact: Chuck Gifford

Milwaukee Brewers:

Tom Flanagan – Farm Director
Maryvale Baseball Park
3805 N. 53rd Avenue
Phoenix, AZ 85031
Phone: (623) 245-5600
Fax: (623) 245-5607

Directions:

Directions: From Hwy. 41, west on Hwy 15 (00), (Exit 139), west on Hwy. 15, left on Casaloma Drive, stadium 1/4 mile on left.

2020 MWL SCHEDULE

Day	Date	BEL	BUR	CR	CLIN	KC	PEO	QC	WIS	BG	DAY	FW	GL	LC	LAN	SB	WM	Day	Date	
R	9-Apr	CLI				CR		PEO	BUR	FW	GL					LC	LAN	R	9-Apr	
F	10-Apr	CLI				CR		PEO	BUR	FW	GL					LC	LAN	F	10-Apr	
S	11-Apr	CLI				CR		PEO	BUR	FW	GL					LC	LAN	S	11-Apr	
U	12-Apr	Easter																U	12-Apr	
M	13-Apr		CLI	WIS		QC	BEL			GL		DAY		WM		LAN		M	13-Apr	
T	14-Apr		CLI	WIS		QC	BEL			GL		DAY		WM		LAN		T	14-Apr	
W	15-Apr		CLI	WIS		QC	BEL			GL		DAY		WM		LAN		W	15-Apr	
R	16-Apr		BEL	QC	WIS		KC					BG	WM	SB	DAY			R	16-Apr	
F	17-Apr		BEL	QC	WIS		KC					BG	WM	SB	DAY			F	17-Apr	
S	18-Apr		BEL	QC	WIS		KC					BG	WM	SB	DAY			S	18-Apr	
U	19-Apr		BEL	QC	WIS		KC					BG	WM	SB	DAY			U	19-Apr	
M	20-Apr	CR				BUR			KC	PEO		BG		FW		SB		LC	M	20-Apr
T	21-Apr	CR				BUR			KC	PEO		BG		FW		SB		LC	T	21-Apr
W	22-Apr	CR				BUR			KC	PEO		BG		FW		SB		LC	W	22-Apr
R	23-Apr	PEO				BUR		CLI	CR	LAN	LC					FW	GL	R	23-Apr	
F	24-Apr	PEO				BUR		CLI	CR	LAN	LC					FW	GL	F	24-Apr	
S	25-Apr	PEO				BUR		CLI	CR	LAN	LC					FW	GL	S	25-Apr	
U	26-Apr	PEO				BUR		CLI	CR	LAN	LC					FW	GL	U	26-Apr	
M	27-Apr																	M	27-Apr	
T	28-Apr		DAY	SB	BG		WM					BEL	QC	WIS	KC			T	28-Apr	
W	29-Apr		DAY	SB	BG		WM					BEL	QC	WIS	KC			W	29-Apr	
R	30-Apr		DAY	SB	BG		WM					BEL	QC	WIS	KC			R	30-Apr	
F	1-May		BG	WM	DAY		SB					WIS	KC	BEL	QC			F	1-May	
S	2-May		BG	WM	DAY		SB					WIS	KC	BEL	QC			S	2-May	
U	3-May		BG	WM	DAY		SB					WIS	KC	BEL	QC			U	3-May	
M	4-May	GL				LC		FW	LAN	PEO	CR					BUR	CLI	M	4-May	
T	5-May	GL				LC		FW	LAN	PEO	CR					BUR	CLI	T	5-May	
W	6-May	GL				LC		FW	LAN	PEO	CR					BUR	CLI	W	6-May	
R	7-May	LAN				FW		LC	GL	CR	PEO					CLI	BUR	R	7-May	
F	8-May	LAN				FW		LC	GL	CR	PEO					CLI	BUR	F	8-May	
S	9-May	LAN				FW		LC	GL	CR	PEO					CLI	BUR	S	9-May	
U	10-May	Mother's Day																U	10-May	
M	11-May		KC	WIS	QC		BEL					SB	BG	DAY	WM			M	11-May	
T	12-May		KC	WIS	QC		BEL					SB	BG	DAY	WM			T	12-May	
W	13-May		KC	WIS	QC		BEL					SB	BG	DAY	WM			W	13-May	
R	14-May		QC	KC	BEL		WIS					WM	DAY	BG	SB			R	14-May	
F	15-May		QC	KC	BEL		WIS					WM	DAY	BG	SB			F	15-May	
S	16-May		QC	KC	BEL		WIS					WM	DAY	BG	SB			S	16-May	
U	17-May	BUR				PEO		CR	CLI	FW	LC					GL	LAN	U	17-May	
M	18-May	BUR				PEO		CR	CLI	FW	LC					GL	LAN	M	18-May	
T	19-May	BUR				PEO		CR	CLI	FW	LC					GL	LAN	T	19-May	
W	20-May		BUR	KC		QC		BEL		LC		GL			DAY		SB	W	20-May	
R	21-May		BUR	KC		QC		BEL		LC		GL			DAY		SB	R	21-May	
F	22-May		BUR	KC		QC		BEL		LC		GL			DAY		SB	F	22-May	
S	23-May	CLI		PEO		WIS		BUR			WM		LAN	FW		BG		S	23-May	
U	24-May	CLI		PEO		WIS		BUR			WM		LAN	FW		BG		U	24-May	
M	25-May	CLI		PEO		WIS		BUR			WM		LAN	FW		BG		M	25-May	
T	26-May	WIS	PEO			CR		CLI			SB		FW		LC		BG	T	26-May	
W	27-May	WIS	PEO			CR		CLI			SB		FW		LC		BG	W	27-May	
R	28-May	WIS	PEO			CR		CLI			SB		FW		LC		BG	R	28-May	
F	29-May		BEL		CR		KC		QC	GL		LAN				LC	DAY	F	29-May	
S	30-May		BEL		CR		KC		QC	GL		LAN				LC	DAY	S	30-May	
U	31-May		BEL		CR		KC		QC	GL		LAN				LC	DAY	U	31-May	
M	1-Jun																	M	1-Jun	
T	2-Jun	QC			BUR		CR		KC	WM		DAY		GL		LAN		T	2-Jun	
W	3-Jun	QC			BUR		CR		KC	WM		DAY		GL		LAN		W	3-Jun	
R	4-Jun	QC			BUR		CR		KC	WM		DAY		GL		LAN		R	4-Jun	
F	5-Jun	CR	WIS			CLI		PEO			WM		SB	BG	FW			F	5-Jun	
S	6-Jun	CR	WIS			CLI		PEO			WM		SB	BG	FW			S	6-Jun	
U	7-Jun	CR	WIS			CLI		PEO			WM		SB	BG	FW			U	7-Jun	
M	8-Jun			CLI			BUR	BEL	KC	DAY		LC			GL	WM		M	8-Jun	
T	9-Jun			CLI			BUR	BEL	KC	DAY		LC			GL	WM		T	9-Jun	
W	10-Jun			CLI			BUR	BEL	KC	DAY		LC			GL	WM		W	10-Jun	
R	11-Jun	KC		BUR	PEO			QC	SB	LAN		LC					FW	R	11-Jun	
F	12-Jun	KC		BUR	PEO			QC	SB	LAN		LC					FW	F	12-Jun	
S	13-Jun	KC		BUR	PEO			QC	SB	LAN		LC					FW	S	13-Jun	
U	14-Jun	KC		BUR	PEO			QC	SB	LAN		LC					FW	U	14-Jun	
M	15-Jun		PEO	BEL	WIS	QC					FW		SB	LAN			BG	M	15-Jun	
T	16-Jun		PEO	BEL	WIS	QC					FW		SB	LAN			BG	T	16-Jun	
W	17-Jun		PEO	BEL	WIS	QC					FW		SB	LAN			BG	W	17-Jun	
R	18-Jun		CR			BEL	CLI	WIS				GL		WM	BG	DAY		R	18-Jun	
F	19-Jun		CR			BEL	CLI	WIS				GL		WM	BG	DAY		F	19-Jun	
S	20-Jun		CR			BEL	CLI	WIS				GL		WM	BG	DAY		S	20-Jun	
U	21-Jun		CR			BEL	CLI	WIS				GL		WM	BG	DAY		U	21-Jun	





THE MIDWEST LEAGUE

1 Beloit Snappers
(Athletics)



2 Bowling Green Hot Rods
(Rays)



3 Burlington Bees
(Angels)



4 Cedar Rapids Kernels
(Twins)



5 Clinton LumberKings
(Marlins)



6 Dayton Dragons
(Reds)



7 Fort Wayne TinCaps
(Padres)



8 Great Lakes Loons
(Dodgers)



9 Kane County Cougars
(Diamondbacks)



10 Lake County Captains
(Indians)



11 Lansing Lugnuts
(Blue Jays)



12 Peoria Chiefs
(Cardinals)



13 Quad Cities River Bandits
(Astros)



14 South Bend Cubs
(Cubs)



15 West Michigan Whitecaps
(Tigers)



16 Wisconsin Timber Rattlers
(Brewers)



MWL MILEAGE CHART Source: Google Maps

	BEL	BG	BUR	CR	CLI	DAY	FW	GL	KC	LC	LAN	PEO	QC	SB	WM	WIS
BEL	---	512	216	167	116	400	259	396	76	460	316	152	145	188	281	149
BG	510	---	490	557	499	264	347	557	444	477	477	384	481	368	489	609
BUR	217	489	---	101	118	428	377	512	214	577	432	99	77	304	397	361
CR	168	562	101	---	85	507	393	528	216	593	449	178	83	320	413	276
CLI	117	502	118	85	---	434	302	438	114	502	358	116	42	230	322	225
DAY	398	264	422	502	440	---	125	307	331	228	261	325	422	226	308	497
FW	262	345	377	394	303	125	---	214	201	222	134	266	314	90	182	357
GL	392	557	501	518	427	309	214	---	326	297	81	426	438	237	106	461
KC	77	443	214	217	114	331	200	336	---	400	256	131	143	128	220	217
LC	461	475	576	593	502	228	221	297	400	---	250	500	513	273	321	555
LAN	323	476	432	449	358	261	133	82	257	250	---	357	369	156	73	413
PEO	157	387	98	178	116	330	263	436	134	501	356	---	98	228	321	301
QC	150	488	77	83	42	430	316	451	146	516	372	102	---	243	336	273
SB	194	368	303	320	229	225	90	237	128	275	157	228	240	---	123	284
WM	288	489	397	414	323	308	182	110	221	321	72	321	334	123	---	378
WIS	149	609	361	276	226	497	356	461	217	556	413	298	274	284	377	---

350-425
426-500
>500



2020 MWL PLAYOFF SCHEDULE/BRACKETS

September 7 Last Day of Regular Season (Labor Day)
 September 8 Open Date
 September 9, 10 & 11 Quarterfinal, Best of 3 (If necessary)
 September 12, 13 & 14 Division Championship, Best of 3 (If necessary)
 September 15 Open Date
 September 16 & 17 League Championship, Best of 5, Games 1 & 2
 Start in the Eastern Division
 September 18 Open Date
 September 19, 20, & 21 League Championship, Games 3, 4 & 5 (If necessary)
 Finish in the Western Division



DIVISIONAL ALIGNMENT

WESTERN DIVISION

Beloit Snappers
 Burlington Bees
 Cedar Rapids Kernels
 Clinton LumberKings
 Kane County Cougars
 Peoria Chiefs
 Quad Cities River Bandits
 Wisconsin Timber Rattlers

EASTERN DIVISION

Bowling Green Hot Rods
 Dayton Dragons
 Fort Wayne TinCaps
 Great Lakes Loons
 Lake County Captains
 Lansing Lugnuts
 South Bend Cubs
 West Michigan Whitecaps

PLAYOFF FORMAT

Qualifying

First Half Qualifiers (4)

1. Team finishing in first place in the Western Division's first half
 - a. ("Western First Half Champion")
2. Team finishing in first place in the Eastern Division's first half
 - a. ("Eastern First Half Champion")
3. Team finishing in second place in the Western Division's first half
 - a. ("Western First Half Wild Card")
4. Team finishing in second place in the Eastern Division's first half
 - a. ("Eastern First Half Wild Card")

Second Half Qualifiers (4)

1. Team finishing in first place in the Western Division's second half
 - a. ("Western Second Half Champion")**
2. Team finishing in first place in the Eastern Division's second half
 - a. ("Eastern Second Half Champion")**
3. Team finishing in second place in the Western Division's second half
 - a. ("Western Second Half Wild Card")**
4. Team finishing in second place in the Eastern Division's second half
 - a. ("Eastern Second Half Wild Card")**

**If any of the Second Half Qualifiers for either division have already qualified as a First Half Qualifier, the team within the same division with the next best second half record that was not a First Half Qualifier will be named as a Second Half Qualifier.

**If one or both of the Second Half Qualifier teams is determined by best second half record, then the team with the best overall second half record shall declare its preference for home game(s) in the first round

SEEDING

Round 1 – Division Quarterfinal – Best of 3

Series #1 – **Eastern First Half Champion** vs. Eastern First Half Wild Card

BOLD Team declares what home game(s) they will host no later than June 30

Series #2 - **Western First Half Champion** vs. Western First Half Wild Card

BOLD Team declares what home game(s) they will host no later than June 30

Series #3 – **Eastern Second Half Champion** vs. Eastern Second Half Wild Card

BOLD Team declares what home game(s) they will host no later than 24 hours after clinching a Playoff Spot

Series #4 – **Western Second Half Champion** vs. Western Second Half Wild Card

BOLD Team declares what home game(s) they will host no later than 24 hours after clinching a Playoff Spot

**If one or both of the Second Half Qualifier teams is determined by best overall record, then the team with the best overall second half record shall declare its preference for home game(s) in the first round.

Round 2 – Division Championship – Best of 3

Series # 5 – Eastern Series #1 Winner vs. Eastern Series #3 Winner

****Eastern Series #1 Winner declares what game(s) they will host no later than June 30**

Series # 6 – Western Series #2 Winner vs. Western Series #4 Winner

****Western Series #2 Winner declares what game(s) they will host no later than June 30**

Round 3 – League Championship – Best of 5

Series #7 – Eastern Division Champion vs. Western Division Champion

Western Division hosts games 1, 2 & Eastern Division hosts Games 3, 4, 5 in even years

Eastern Division hosts games 1, 2 & Western Division hosts Games 3, 4, 5 in odd years

TIE BREAKERS

Tie involving two teams:

- 1) Best record in head-to-head meetings during the entire season (1st half and 2nd half)
- 2) Best run differential in head-to-head meetings during the entire season (1st half and 2nd half)
- 3) Winner of final meeting of the season between the clubs.

Tie involving more than two teams:

- 1) Best winning percentage in games involving tied teams during the entire season (1st half and 2nd half)
- 2) Best run differential in games involving tied teams during the entire season (1st half and 2nd half)
- 3) Best winning percentage in second half games only in games involving tied teams;
- 4) Best run differential in second half games only in games involving tied teams



NEWSPAPER DIRECTORY

BELOIT

Beloit Daily News
Jim Franz – Co-Sports Editor
Office: 608-364-9223
jfranz@beloitdailynews.com
Josh Flickinger – Co-Sports Reporter jflickinger@beloitdailynews.com Office: 608-364-9224
Sports Fax: 608-365-1420

Janesville Gazette Eric Schmoldt
Phone: (608) 754-3311
Fax: (608) 755-8349

Rockford Register Star Jay Taft
Phone: (815) 987-1380

CSI Media: Todd Mishler
Phone: (262) 728-3424
Fax: (262) 728-5479

BOWLING GREEN

Bowling Green Daily News
Micheal Compton
Phone: (270) 783-3247
mcompton@bgdailynews.com

BURLINGTON

The Hawk Eye
John Bohnenkamp
Phone: (319) 754-8146
Fax: (319) 754-6824

CEDAR RAPIDS

Cedar Rapids Gazette
J.R. Ogden – Sports Editor
Jeff Johnson – Beat Writer
Phone: (800) 397-8258
Fax: (319) 398-5861

CLINTON

Clinton Herald
Carie Kuehn
Phone: (563) 242-7101 ext.154
Fax: (563) 242-7147
ckuehn@clintonherald.com

Quad City Times
Steve Batterson
Phone: (563) 383-2285
Fax: (563) 383-2370
sbatterson@qctimes.com

DAYTON

Dayton Daily News
John Boyle
Phone: (937) 225-2395
Fax: (937) 225-7352

FORT WAYNE

Journal Gazette
@journalgsports
jgsports@jg.net
Phone: (260) 461-8260
Fax: (260) 461-8648
Sports Editor: Mark Jaworski
@jawsfortmjaworski@jg.net
Beat Writer: Dylan Sinn
@DylanSinn
dsinn@jg.net

GREAT LAKES

Midland Daily News
Dan Chalk, Fred Kelly
Phone: (989) 832-5151

MLive.com/Saginaw News
Hugh Bernreuter
Phone: (989) 776-9771

KANE COUNTY

Daily Herald
Mike Smith
Phone: (847) 427-4455
Fax: (847) 427-1301
msmith@dailyherald.com

Kane County Chronicle
Josh Welge
Phone: (630) 232-9222
Fax: (630) 444-1641
jwelge@shawmedia.com

Beacon News
Bill Scheibe
Phone: (312) 321-2228
Fax: (312) 312-3084

Chicago Tribune
Joe Knowles
Phone: (312) 222-3926
Fax: (312) 828-9392

LAKE COUNTY

The News Herald
Mark Podolski - Sports Editor
David Glasier - Beat Writer
Phone: (440) 951-0000
Email: sports@news-herald.com
Lake County Gazette
Phone: (440) 428-0790
Fax: (440) 428-0786
Email: tribune@gazettenews.com

Cleveland Plain Dealer
Tim Warsinskey - Sports Editor
Phone: (440) 602-4770
Email: twarsinskey@plaind.com

Lake County Sentinel
Tim Shirer - Sports Editor and
Beat Writer
Phone: (440) 487-0892
tshirer@lakecountysentinel.com
www.lakecounty-sentinel.com

LANSING

Lansing State Journal
Brian Calloway
Phone: (517) 377-1071
Fax: (517) 377-1298

The State News
Phone: (517) 432-3000
Fax: (517) 432-3075

PEORIA

Peoria Journal Star
Phone: (309) 256-3214
Fax: (309) 686-3205

QUAD CITIES

Quad City Times
Steve Batterson
Phone: (563) 383-2285
Fax: (563) 383-2370
sbatterson@qctimes.com

Moline Dispatch/
Rock Island Argus
Daniel Makarewicz
Phone: (309) 757-4968
danmak@qconline.com
Marc Nesseler (Sports Editor)
Phone: (309) 757-4972
nesseler@qconline.com
Fax: (309) 757-0317

SOUTH BEND

South Bend Tribune
@SBTribune
Bill Bilinski: Sports Editor
Tom Noie: Beat Writer
Phone: (574) 235-6153
Fax: (574) 235-6091
Email: Sports@sbtinfo.com

Elkhart Truth
@eTruthSports
Sports Editor: Ken Fox
Phone: (574) 294-1661
Fax: (574) 294-3895
kfox@elkharttruth.com

WEST MICHIGAN

Grand Rapids Press/ MLive Group
Pete Wallner
Phone: (616) 222-5622
Cell: (616) 897-8384
Email: pwallner@mlive.com
Fax: (616) 222-5224
Holland Sentinel
Dan D'Adonna
Phone: (616) 392-3020 x3071
Fax: (616) 393-6710

WISCONSIN

Appleton Post Crescent
Sports Editor: Mike Sherry
Phone: (920) 993-1000
Fax: (920) 733-1945

TELEVISION DIRECTORY

BELOIT

WREX Channel 13 (NBC)
Phone: (815) 335-2710
Fax: (815) 335-2297
Derek Bayne - Sports Director
Phone: (815) 335-7854
dbayne@wrex.com
Dan Cohen - Weekend Sports Anchor
Phone: (815) 335-7836
dcohen@wrex.com

WMTV Channel 15 (NBC)
Mike "Jocko" Jacques - Sports Director
Phone: (608) 443-0249
mjacques@nbc15.com

WKOW Channel 27 (ABC)
Lance Veesser
Phone: (608) 274-6118
Fax: (608) 274-9514

WTVO Channel 17 (ABC)
Scott Leber
Phone: (815) 963-5413
Fax: (815) 963-0029

WIFR Channel 23 (CBS)
Mike Buda - Sports Director
Phone: (815) 987-5330
mike.buda@wifr.com
Fax: (815) 987-5333
Joe Olmo - Weekend Sports Anchor
Phone: (815) 987-5330
joseph.olmo@wifr.com

BOWLING GREEN

WBKO Fox(8) ABC (13) CW (12)
Jeff Lightsey - jeff.lightsey@wbko.com
Hunter Smith - hunter.smith@wbko.com
(270) 781-1313 - office
(270) 781-6397 - after hours

WNKY - CBS (10) NBC (7)
Teran Johnson
Teran.johnson@wnky.com
(270) 781-2140

BURLINGTON

WQAD Channel 8 (ABC)
Matt Randazzo
Kory Kuffler
Greg Armstrong
Phone: (309) 736-3325
Fax: (309) 736-3306
matt.randazzo@wqad.com
kory.kuffler@wqad.com
greg.armstrong@wqad.com

WHBF Channel 4 (CBS)
Jay Kidwell
Elliott Polakoff
Phone: (309)-786-5441 ext. 150
Fax: (309) 788-4975
jkidwell@cbs4qc.com
epolakoff@cbs4qc.com

KWQC Channel 6 (NBC)
Joey Donia
Andrew Ward
Phone: (563) 383-7037
Fax: (563) 383-7131
jdonia@kwqc.com
mbhagat@kwqc.com

KLJB Channel 18 (FOX)
Phone: (563) 388-9250 x233
Fax: (563) 388-9251

CEDAR RAPIDS

KCRG Channel 9 (ABC)
Scott Saville - Sports Director
Josh Christensen - Asst. Sports Dir.
John Campbell - Sports Reporter
Mike O'Brien - Sports Reporter
Phone: (319) 398-8422
Fax: (319) 368-8505

KGAN Channel 2 (CBS) & KFXA Channel 28 (FOX)
Zach Hanley - Sports Anchor
Matt Lange - Sports Reporter
Grant Becker - Sports Reporter
Phone: (319) 395-9076
Fax: (319) 395-0113

KWWL Channel 7 (NBC)
Rick Coleman - Sports Director
Mark Woodley - Sports Anchor
Phone: (319) 291-1200
Fax: (319) 291-1233

CLINTON

WQAD Channel 8 (ABC)
Matt Randazzo
Kory Kuffler
Greg Armstrong
Phone: (309) 736-3325
Fax: (309) 736-3306
matt.randazzo@wqad.com
kory.kuffler@wqad.com
greg.armstrong@wqad.com

WHBF Channel 4 (CBS)
Jay Kidwell
Elliott Polakoff
Phone: (309)-786-5441 ext. 150
Fax: (309) 788-4975
jkidwell@cbs4qc.com
epolakoff@cbs4qc.com

KWQC Channel 6 (NBC)
Joey Donia
Andrew Ward
Phone: (563) 383-7037
Fax: (563) 383-7131
jdonia@kwqc.com
mbhagat@kwqc.com

KLJB Channel 18 (FOX)
Phone: (563) 388-9250 x233
Fax: (563) 388-9251

DAYTON

WDTN Channel 2 (NBC)
Jack Pohl - Sports Director
Hutch Konerman - Sports Anchor
Phone: (937) 293-5121
Fax: (937) 296-7147

WHIO Channel 7 (CBS)
Mike Hartsock - Sports Director
Phone: (937) 259-2142
Fax: (937) 259-2005

WKEF Channel 22 (ABC)
WRGT Channel 45 (FOX)
Phone: (937) 263-4500
Fax: (937) 263-9537

FORT WAYNE

WANE, News Channel 15 (CBS)
sports@wane.com
Phone: (260) 481-1500
Fax: (260) 481-1429
Sports Director: Glenn Marini
@GlennMarini
glenn.marini@wane.com
Sports Reporter/Anchor: Colton Howard
@ColtonHowardTV
colton.howard@wane.com

WPTA, ABC21
sports@wpta21.com
Phone: (260) 483-0584
Fax: (260) 483-2568
Sports Reporter/Anchor: Zach Groth
@Zach_ABC21
zachg@wpta21.com

Sports Reporter/Anchor: Dean Pantazzi
@DeanPWPTA21
deanp@wpta21.com

WFFT, Channel 55 (FOX)
Phone: (260) 471-5555
Fax: (260) 484-4331
Sports Director: Justin Prince
@JPrinceWFFT
jprince@wfft.com
Sports Reporter/Anchor: Petar Hood
@PetarWFFT
phood@wfft.com

Fort Wayne's NBC
sports@fortwaynesnbc.com
Phone: (260) 483-8111
Fax: (260) 484-8240
Sports Director: Chris Ryan
@ChrisRyanFWnbc
cryan@fortwaynesnbc.com
Sports Reporter: Megan Salle
@MeganSalleTV
msalle@fortwaynesnbc.com

GREAT LAKES

WJRT Channel 12 (ABC)
Ryan Slocum, Jolie Starr,
Jason Lewis
Phone: (989) 790-3854

WNEM Channel 5 (CBS)
Scot Johnson, Jason Fielder,
Phone: (989) 755-8191
Newsroom: (989) 758-2044

WEYI Channel 25 (NBC)
Jeanna Trotman, Jonathan Deutsch
Phone: (989) 755-0525

WSMH Channel 66 (FOX)
Jeanna Trotman, Jonathan Deutsch
Phone: (810) 785-8866

KANE COUNTY

WLS Channel 7 (ABC)
Larry Snyder
Phone: (312) 750-7475
Fax: (312) 899-8019

WBBM Channel 2 (CBS)
Krista Ruch
Phone: (312) 202-3641
Fax: (312) 202-3642



TELEVISION DIRECTORY

CONTINUED

WMAQ Channel 5 (NBC)
Geoff Glick
Phone: (312) 836-5665
Fax: (312) 527-9495

Comcast Sports Net
Tim Folke
Phone: (312) 222-6080
Fax: (312) 527-4039

WFLD Channel 32 (FOX)
John Eskra
Phone: (312) 565-5529
Fax: (312) 565-5517

WGN Channel 9
Joel Liberatore
Phone: (773) 883-3325
Fax: (773) 883-3314

LAKE COUNTY

WEWS Channel 5 (ABC)
Andy Baskin
Phone: (216) 431-5555
Email: 5sports@newsnet5.com
WJW Channel 8 (FOX)
John Telich
Phone: (216) 432-4083
Email: tips@fox8.com

WKYC Channel 3 (NBC)
Jim Donovan
Phone: (216) 344-3333
Email: jimdonovan@wkyc.com

WOIO 19 / WUAB 43 (CBS)
Tony Zarrella
Phone: (216) 367-7331
Email: tzarrella@woio.com

LANSING

WLNS Channel 6 (CBS)
Fred Heumann
Phone: (517) 372-8282
Fax: (517) 372-1507

WILX Channel 10 (NBC)
Tim Staudt
Phone: (517) 393-0110
Fax: (517) 393-9180

WKAR Channel 23 (PBS)
Al Martin
Phone: (517) 884-4744
Fax: (517) 432-3858

PEORIA

WMBD Channel 31 (CBS)
Kurt Pegler
Phone: (309) 686-9462
Fax: (309) 686-8650

WEEK Channel 25 (NBC)
Jim Mattson
Phone: (309) 698-3737
Fax: (309) 698-2070

QUAD CITIES

WQAD Channel 8 (ABC)
Matt Randazzo
Kory Kuffler
Greg Armstrong

Phone: (309) 736-3325
Fax: (309) 736-3306
matt.randazzo@wqad.com
kory.kuffler@wqad.com
greg.armstrong@wqad.com

WHBF Channel 4 (CBS)
Jay Kidwell
Elliott Polakoff
Phone: (309)-786-5441 ext. 150
Fax: (309) 788-4975
jkidwell@cbs4qc.com
epolakoff@cbs4qc.com

KWQC Channel 6 (NBC)
Joey Donia
Andrew Ward
Phone: (563) 383-7037
Fax: (563) 383-7131
jdonia@kwqc.com
mbhagat@kwqc.com

KLJB Channel 18 (FOX)
Phone: (563) 388-9250 x233
Fax: (563) 388-9251

SOUTH BEND

WBND Channel 57 (ABC)
WMYS Channel 69 (MyMichiana)
Phone: (574) 344-5557
Fax: (574) 344-5094
Assignment Manager: Eric Bellinger
Email: ebelling@abc57.com

WNDU Channel 16 (NBC)
sports@wndu.com
Phone: (574) 284-3016
Fax: (574) 284-3009
Sports Reporter: Mark Skol
Email: mark.skol@wndu.com
@markskolijr_WNDU

WSBT Channel 22 (CBS)
Fox Michiana Channel 22.2 (FOX)
sports@wsbt.com
Phone: (574) 247-7309
Fax: (574) 289-0622
Sports Director: Pete Byrne
Email: pbyrne@wsbt.com
@PeteByrneWSBT

WHME Channel 46
Phone: (574) 291-8200
Fax: (574) 291-9043
Sports Director: Chuck Freeby
Email: cfreeby@lesea.com
@46Sports

WEST MICHIGAN

WOOD Channel 8 (NBC)
Jack Doles
Phone: (616) 235-4317
Fax: (616) 456-5755

WZZM Channel 13 (ABC)
Jamal Spencer
Phone: (616) 559-1433
Fax: (616) 784-8367

WXMI Channel 17 (FOX)
Jason Hutton
Phone: (616) 295-8726
Fax: (616) 364-6018

WWMT Channel 3 (CBS)
Andy Pepper
Phone: (616) 338-4717
Fax: (616) 388-8322

WISCONSIN

WBAY Channel 2 (ABC)
Chris Roth
Phone: (920) 432-3331
Fax: (920) 432-1190

WFRV Channel 5 (CBS)
Burke Griffin
Phone: (920) 437-5411
Fax: (920) 437-4576

WLUK Channel 11 (FOX)
Josh Moser
Phone: (920) 494-8711
Fax: (920) 494-9109

WGBA Channel 26 (NBC)
Brandon Kinnard
Phone: (920) 494-2626
Fax: (920) 490-2500

GROUND RULES

BELOIT SNAPPERS

Pohlman Field - Beloit, WI

1. Facing of both dugouts is live. If ball bounces off facing and lands in playing area, ball is live. If ball hits facing and drops into dugout, ball is dead.
2. A chalk line near the batting cage in the left field foul area marks the boundary between live and dead ball territory. If a ground ball crosses the line, the ball is dead. However, a player must come back into live ball territory to throw.
3. All balls hit into the bullpen area are live except for those that become lodged beneath the bullpen benches. Lodged balls are dead.
4. The first row of fence signs in the outfield are in play. The second row of fence signs, message center and scoreboard are recessed behind the fence and are out of play. Any ball striking the second level of fence signs, message center or scoreboard on the fly shall be a home run.
5. Any ball that goes beneath the deck area along the right field foul line is dead.
6. Players may lean on the tarp to catch a ball but cannot go on top of the tarp. Any ball caught while standing on the tarp shall be a dead ball.
7. The break on the backstop is anything above the horizontal wire located at the top of the support poles. Any ball going above the break shall be a dead ball.

BOWLING GREEN HOT RODS

Bowling Green Ballpark - Bowling Green, KY

1. The following are home runs:
Any ball that is hit over the 8' wall in left or the 13' wall in right field.
Any ball hit above the yellow stripe on the batter's eye.
Any ball striking either foul pole above 8' wall.
Any ball striking the scoreboard.
Any ball hitting on top of the LED sign in left field.
2. Any ball that hits field tarp is live. Ball lodged in, or behind tarp, is a dead ball. Player can lean on the tarp but not elevate himself by standing on the tarp to catch a ball.
3. A batted ball hit into the left corner that bounces and hits the wall railing is a ground rule double. A batted ball remains in play if it bounces off the wall pads and remains on the field.
4. Fair ball that rolls underneath the gate in left center is two bases.
5. Ball lodged in, on or behind backstop is a dead ball.
6. Player may reach into the dugout to catch foul pop fly.
7. Top step of the dugout and all railings of dugout are in play.
8. Player cannot enter the dugout steps to catch any foul pop fly.
9. Any ball entering the dugouts or striking the roof facing is considered a dead ball.
10. The handicap-access ramps on the 1st and 3rd base sides are dead-ball areas. A player cannot enter the area to make a catch, but can reach over the railings.
11. If a pitched or thrown ball becomes lodged behind or between sections of protective padding, the ball shall be ruled dead.

BURLINGTON BEES

Community Field - Burlington, IA

1. Behind home plate: Any batted or thrown ball which goes above the break is dead.
2. Dugouts: Any batted or thrown ball which hits the concrete lip or guard rails in front of the dugout is in play. Any batted or thrown ball which goes into the dugout, hits the facing of either dugout or the netting directly above the



GROUND RULES

CONTINUED

dugout is a dead ball. Players may lean into the dugout to make a catch but may not elevate themselves on the concrete lip or steps to make a play.

The concrete pads extending from the dugout to the home plate side are considered part of the dugout, and all rules relevant to the dugout apply to them.

3. Third base foul area: Any thrown or batted ball which hits the nets is in play, unless the ball becomes caught in the net.
4. First base foul area: Any thrown or batted ball which hits a field exit gate, or the concrete wall is in play. Any thrown or batted ball which hits the netting above the concrete wall is dead.
5. Bullpens: Batted or thrown balls entering the bullpen areas are in play. Book rules apply.
6. Tarp: If a ball bounces off the tarp, it is in play. If a ball becomes lodged in the tarp it is dead. Players may lean on the tarp to make a play but may not elevate themselves onto the tarp to make a play.
7. Outfield fences: The batter's eye, the left field second tier billboard signs, as well as the single billboard signs attached to the left and right field light standards, are all recessed. Any batted ball which hits them on the fly is a home run. The second tier of billboard signs in right field are stacked on the lower level. Any batted or thrown ball hitting against them is in play.
8. Scoreboard: The scoreboard is recessed. Any batted ball hitting the scoreboard on the fly is a home run.

CEDAR RAPIDS KERNELS

Perfect Game Field at Veterans Memorial Stadium - Cedar Rapids, IA

1. Behind home plate: If a ball lodges between bottom of the screen and concrete facing, or in the padding around the entry door, it is dead.
2. Dugouts: A ball bouncing off the metal screens or concrete facings in front of the dugouts and photographer pits is in play. A ball lodging under the fence is dead. Players may stand on the top concrete step of the dugout to catch a ball. A ball thrown into the dugouts or pits is dead. Players may carry the ball into, but cannot throw from, the dugouts or pits.
3. Tarp: If a ball rolls into, under, or behind the tarp it is dead. Balls deflecting off the tarp are in play. Players may lean on the tarp to make a catch. They may not elevate themselves on the tarp to make a catch. The tarp is not considered a part of the bullpen. No players may sit on top of the tarp while the game is in progress.
4. Bullpens: Balls hit into the bullpens are in play. No benches or chairs are allowed in the bullpen areas.
5. Outfield: The ball must carry over the wall to be a home run. Balls hitting on top of the fence and bouncing over are home runs. Balls hitting on top of the fence and deflecting back into the field are in play. Batted balls lodging between or beneath pads are dead and automatic doubles. Thrown balls lodging between or beneath pads are dead.
6. Left field: In the portion of the 15-foot high wall that angles back toward the 8-foot wall; if a ball deflects off the 15-foot high wall over the 8-foot wall it is a ground rule double. If a ball strikes the wooden deck area ABOVE the yellow line over the 8-foot wall OR to the right of the vertical yellow line along the 15-foot high wall, it is a home run. Balls deflecting off the Tri- Vision advertising signs beyond the 8-foot wall back into the field of play are home runs.
7. Center field: Balls hitting the batter's eye, flagpole or scoreboard that deflect back into the field of play are home runs.
8. Right field: Balls deflecting off the Ribbon Board and Tri-Vision advertising signs beyond the 8-foot wall back into the field of play are home runs.
9. Any thrown ball that hits the extended netting over the dugouts and lands in a playing area, the ball is live. If a ball hits the netting and drops into the dugout, the ball is dead.

CLINTON LUMBERKINGS

NelsonCorp Field- Clinton, IA

1. Fence behind home plate: If ball hits the break point between stadium roof and fence, it is dead.

GROUND RULES

CONTINUED

2. Dugouts: If the ball hits the netting located above the dugouts, it is dead. The perimeter facing of the dugouts is dead. Both feet need to be on the first step of the front lip to be playable. If the ball hits the lip and goes into the dugout, it is dead.
3. Tarp: If ball bounces off tarp, it is in play. If ball is lodged in the tarp, it is dead. A player can lean on the tarp with both feet on the ground, no elevation.
4. Right field: If the ball hits any upper row fence sign - it is a home run.
5. Left field: If the ball hits the scoreboard, it is a home run.
6. Bat Boy Area Located Outside of the Dugout: In each corner closest to home plate – there is a portable protective screen that sits in front of the bat boy’s seat. If the ball hits the front of the net – it is a live ball. If the ball goes behind the screen it is a dead ball.

DAYTON DRAGONS

Day Air Ballpark - Dayton, OH

1. Backstop: No break in the backstop net.
2. Dugouts: The facing of the dugouts are considered dead. The camera pits located in the dugout are considered dead.
3. Netting: Any ball that hits the back stop netting from camera well to camera well is considered in play. Any ball that hits the netting from camera well to foul pole(s) is considered dead.
4. Tarp: The player may not use the tarp as a step.
5. Railings: The railings along the first base and third base lines are considered in play.
6. Left and right field foul lines: If any batted ball hits any part of the foul pole, it is a home run. If any batted ball clears the yellow break line, located on the wall padding, it will be considered a home run.
7. Outfield Wall: Any batted ball that clears the yellow line on wall pad or hits recessed railing located beyond outfield fencing is a home run.
8. Batter’s Eye: Any batted ball that clears the yellow break line will be considered a home run.

FORT WAYNE TINCAPS

Parkview Field - Fort Wayne, IN

1. Behind home plate: No break in the backstop net.
2. Dugouts: Netting in front of both dugouts is live. If a ball bounces off netting and lands in playing area, ball is live. If a ball hits netting and drops into the dugout, ball is dead. The top step of either dugout opening is in play.
3. Tarp: If a ball rolls into, under or behind the tarp, it is dead. Balls deflecting off the tarp are in play. Players may lean on the tarp to make a play, but may not use it as a step to make a play.
4. The railings along the first and third base lines are in play; however if a ball hits the railing down the left field and right field, respectively, it is deemed dead and a ground rule double. If a ball bounces over the railing and into the stands, it is dead.
5. Bullpens: All fair balls hit or thrown into the bullpen area are live except those that become lodged beneath the bullpen benches. Lodged balls are dead.
6. Outfield wall: Any batted ball that clears the yellow line on the fly is a home run. This includes any batted ball that hits the railing above the wall. If a ball becomes lodged between or under padding or LED boards, it is dead.

GREAT LAKES LOONS

Dow Diamond - Midland, MI

1. No break in backstop or dugout netting.



GROUND RULES

CONTINUED

2. The camera pits located in the dugouts are dead.
3. The facing of the dugouts are dead. The top step of either opening is in play.
4. All fair balls in the bullpen are in play.
5. A player may not use the tarp as a step to make a play. Any diving on or over to make a play is permitted.
6. All padded railings along the first and third base lines are in play.
7. All concrete steps beyond the first and third base bullpens are dead.
8. Any batted ball that hits any part of the foul pole is a home run.
9. Any batted ball that clears the yellow line on wall pad or hits recessed railing located beyond outfield fencing is a home run.
10. Balls lodged in outfield gate, first and third base marketing gates, and first base field maintenance gates are dead.

KANE COUNTY COUGARS

Northwestern Medicine Field - Geneva, IL

1. Behind home plate: If ball lodges between the screen and the top of the padding, or lodges underneath the gate directly behind home plate, it is dead.
2. Dugouts/Pit Areas: A ball bouncing off the metal steps or railing at the end of the dugouts is live. A ball lodging under the metal steps at the ends of the dugout is dead. A ball bouncing off the face of the dugout roof is dead. Players may carry the ball into, but cannot throw from the dugout or pits. The pit areas to the outfield sides of the dugouts are dead. A ball hitting the concrete facing at the end of the pit areas and bouncing back into play is live. If a thrown or deflected ball strikes the fence in front of either dugout but does not enter the dugout, the ball remains in play. If a thrown or deflected ball becomes wedged under the fence, the ball becomes dead. If a thrown or deflected ball enters the dugout (any area inside of the fence in front of the dugout), the ball becomes dead. The front façade of the dugout shall be considered within the dugout for the purpose of this rule. Defensive players may reach over the fence but may not elevate themselves on the fence or step inside of the fence line in order to make a play.
3. Tarp: If the ball lodges underneath the tarp, it is dead. Players may lean on the tarp to make a catch, but cannot elevate themselves on the tarp to make a catch.
4. Bullpens: Balls hit into the bullpens are in play. If the ball lodges underneath a sandbag or bench, it is dead. If the ball strikes the metal railing above the concrete wall on the first or third base side of the field and bounces back into play, it is live.
5. Outfield: The ball must be hit over the distance markers to be a home run.
6. Left field: The scoreboard is recessed and any batted ball striking it is dead (HR or 2 base hit). The deck is recessed and any batted ball that hits any part of the deck in fair territory is dead (HR or 2 base hit). The recessed portion of the deck is marked by a yellow line that is beyond the field of play.
7. Center field: If the ball becomes lodged under the gate in center field, or goes through a gap in the gate on a fly or bounce, it is dead. The hitting background is recessed and any batted ball that hits any part of it is dead (HR or 2 base hit). The deck is recessed and any batted ball that hits any part of it is dead (HR or 2 base hit). The recessed portion of the deck is marked by a yellow line that is beyond the field of play.
8. Right field: The deck is recessed and any batted ball that hits any part of the deck in fair territory is dead (HR or 2 base hit). The recessed portion of the deck is marked by a yellow line that is beyond the field of play.
9. Should a ball become wedged (lodged) between the ground and the bottom of any padding surrounding the playing field in either fair or foul territory, the ball is dead. If the ball becomes wedged in fair territory, it is a ground rule double. If in foul territory, it shall be treated the same as if the ball had been thrown out of play.

GROUND RULES

CONTINUED

LAKE COUNTY

Classic Park - Eastlake, OH

1. Bullpens: Any ball hit into the bullpen either visitors or home shall be considered a live ball unless the ball becomes lodged in equipment, etc., in which the ball is ruled dead.
2. Dugouts: Any ball that rolls into either dugout shall be considered a dead ball. The concrete stairways leading into the dugout are out of play. A player may reach into the dugout to touch the rail and make a catch provided he is not touching the concrete steps. Any ball entering the dugouts or striking the roof is considered a dead ball.
3. Outfield Wall: Any batted ball, in fair territory, that hits the front of the protective rail is to be considered a home run. Any batted ball that hits the batters eye windscreen is considered a home run. Any batted ball, in fair territory, that becomes lodged into the outfield wall or under gate pieces (Centerfield and Rightfield gates) shall be ruled a ground rule double.
4. Tarp: If a thrown or batted ball becomes lodged behind the rolled tarp or in the tarp roll itself, it is considered dead. A player may lean on but not stand or attempt to climb on the rolled tarp to catch a ball.
5. Foul Territory Wall or Field Gates: If a thrown ball becomes lodged in or under any field access gates or related protective padding, the ball shall be considered dead. All other areas between the lines shall remain as the rule book play.

LANSING LUGNUTS

Cooley Law School Stadium - Lansing, MI

1. Dugout Railings (Green Padded and Gray Metal): If the ball bounces off and lands in playing surface, it is in play. If ball hits and goes into dugout, it is dead.
2. Railings along first and third base lines: If thrown or batted ball bounces off railing and stays in playing surface, it is in play. If ball bounces over railing and into the stands, it is dead.
3. Tarp: If ball bounces off tarp, it is in play. If ball lodges in tarp, it is dead.
4. Bullpens: Balls hit into bullpens are in play.
5. Outfield Wall: Any batted ball landing above the yellow line is a home run. Any batted ball hitting off the yellow line and caroming over the wall is a home run. If a ball hits off the yellow line and bounces back into play, it remains in play.

PEORIA CHIEFS

Dozer Park - Peoria, IL

1. Railings along first and third baselines: If thrown or batted ball bounces off railing and stays in playing surface, it is in play. If ball bounces over railing and into the stands, it is dead.
2. Tarp: If ball bounces off tarp, it is in play. If ball lodges in tarp, it is dead.
3. A batted or thrown ball lodging in field or bullpen tarp or in cylinder is dead.
4. A batted ball that enters the centerfield Ivy and bounces out or can be seen is still in play. A ball that becomes lodged in the Ivy and sticks in the vines is a ground rule double.
5. Bullpens: Balls hit into bullpens are in play.
6. Left and right field foul lines: Any batted ball that hits any part of the foul pole screen is a home run. Any batted ball that clears the yellow break line on the wall padding is a home run.
7. Outfield wall: Any batted ball that hits the recessed railing located behind the left or right field outfield wall is a home run.
8. Batter's eye: Any batted ball that clears the yellow break line is a home run.
9. No break in the backstop net.
10. The camera pits located in the dugouts are dead.



GROUND RULES

CONTINUED

QUAD CITIES RIVER BANDITS

Modern Woodmen Park - Davenport, IA

1. Tarp: A ball bouncing off tarp is in play. A ball lodging in or behind tarp is dead.
2. Bullpens: Balls hit into the bullpen are in play.
3. Dugout railings: If the ball hits railing and bounces back to playing area, it is in play. If ball enters the dugout area, it is dead.
4. Center field: If ball hits any part of the batter's eye above the yellow line or the railing at the top of the wall, it is a home run.
5. Outfield pads: If ball lodges between or under a pad, it is dead.
6. Backstop pads: If ball lodges between or under a pad, it is dead.
7. Left field foul fence: If ball rolls under the left field fence down the line, it is dead.
8. Foul Poles: If ball hits any part of the foul pole, it is a home run.
9. Right field ribbon board: If ball lodges between, behind or under pads, it is dead.
10. Outfield Tri-vision signs: If ball lodges in signs it is dead.

SOUTH BEND CUBS

Four Winds Field - South Bend, IN

1. Ball lodged in, on or behind backstop is a dead ball.
2. Dugouts: Netting on rails in front of both dugouts is live. If a ball bounces off netting and lands in playing area, ball is live. Netting behind dugouts is dead. If a ball hits netting and drops into the dugout, ball is dead. Any ball that hits directly over the dugout is dead. The top step of either dugout opening is in play, any other area past top step is dead. If a fielder, after catching a fly ball, steps into a dugout, but does not fall, the ball is in play and runners may advance at their own peril, and the fielder may throw from the dugout.
3. The camera pits located in the dugouts are dead.
4. The railings along the first and third base lines are out of play. If a ball bounces over the railing and into the stands, it is dead.
5. Tarps: If a ball rolls into, under or behind the tarps, it is dead. Balls deflecting off the tarps are in play. A player may not use the tarp as a step to make a play. Any diving on or over to make a play is permitted. No elevation allowed on tarp.
6. If any ball gets lodged underneath or in between the steel steps on each side of the dugout, the ball is dead. A player may not use the steel steps to make a play.
7. Bullpens: All fair balls hit or thrown into the bullpen area are live except those that become lodged beneath the bullpen benches. Lodged balls are dead. All chairs are to remain up against the wall.
8. Outfield wall: Any batted ball that clears the yellow line is a home run. Any batted ball that clears the yellow line and hits any railing and bounces back into the field of play is a home run. If a ball becomes lodged between or under padding, it is dead.
9. Any batted ball that hits any part of the foul pole is a home run.
10. If a ball hits any part of the batter's eye and above the yellow line it is a home run.
11. Center field: If the ball becomes lodged under the gate in center field, or goes through a gap in the gate on a fly or bounce, it is dead and ruled a double.

WEST MICHIGAN WHITECAPS

Fifth Third Ballpark – Comstock Park, MI

1. No break in homeplate screen.
2. Dugout fascia and dugout poles out of play.
3. Dugout area: Catch ball in play; feet must remain in play and in line with protective screen; if player crosses line, play is dead.

GROUND RULES

CONTINUED

4. Low wall and railing at the end of dugout corner inside of protective screen out of play.
5. Railing on top of box seat wall out of play.
6. Box seat wall in play except area behind low wall at end of dugout.
7. No climbing on tarp or tarp cylinder (3rd base side).
8. Play baseballs as per rule with bullpen benches.
9. Baseball hit over centerfield batter's eye must clear 2' extension above 8' wall; if not clearing – ball is in play.
10. Rightfield Deck: Baseball must clear extension for homerun; if not clearing – ball is in play.
11. Leftfield Deck: Baseball must clear extension for homerun; if not clearing - ball is in play.
12. Fly ball or bouncing baseball striking and remaining in padded billboard: Ground Rule Double.
13. Baseball bouncing over outfield wall after landing in fair territory: Ground Rule Double.
14. Batted or thrown baseball reaching 1st and 3rd base concrete runways out of play: One base advancement.
15. Batted or thrown baseball remaining on warning track between 1st and 3rd base concrete runways: In play.
16. Foul poles are outside of playing field.
17. Batted baseball striking any portion of the foul pole and/or foul pole screen: Homerun.

WISCONSIN TIMBER RATTLERS

Neuroscience Group Field at Fox Cities Stadium - Grand Chute, WI

1. Dugouts: The protective netting and railing in front of the dugout is live. If a player falls into the dugout while attempting to make the play, the play is dead. If the ball goes into the dugout, the play is dead. If a ball caroms off the concrete facing of dugout, the play is dead.
2. Media pits: If a player falls into one of the media pits while attempting to make a play, the play is dead. If the ball goes into either media pit, the play is dead. If the ball caroms off the concrete facing of the media pits or the dugouts or the protective netting above the media pits or dugouts, the play is dead.
3. Backstop net: There is no break in the net. A thrown ball into the net is in play. A batted ball that deflects off the net is dead.
4. Railings along first and third base lines are in play.
5. Tarp: No Elevation. Player must catch ball with two feet on ground. If a fair ball bounces off tarp onto playing surface, it is in play. If a ball lodges in tarp, it is dead.
6. Outfield: Any batted ball that clears the fence or hits the scoreboard is a home run. If a ball becomes lodged under padded wall signs, it is dead.
7. Centerfield: The centerfield wall is 16' high. The black batter's eye tarp is set beyond the wall and is not part of the wall. A batted ball must only clear the 16' high wall to be home run.
8. Outfield Light Towers: A batted ball that hits a light tower beyond the outfield fence on the fly is a home run. A batted ball that hits a sign hanging on a light tower beyond the outfield fence on the fly is a home run.



Traditional Displays
Pyromusical Productions
Indoor & Stage Pyrotechnics
Melroseyro.com

BA Baseball America



ONE-YEAR PRINT AND DIGITAL BUNDLE PACKAGE

Keep up to date on the top prospects in the game with a bundle subscription to Baseball America. With a one-year bundle subscription you will receive the print magazine and digital premium access to our website 24/7/365. **Receive the best of Baseball America.**

Click on 'join now' on [Baseball America.com](http://BaseballAmerica.com) or Call **1-800-845-2726**



Available on the iPhone
App Store

Download the BA App from the App Store

FIND, FRIEND OR FOLLOW US ON:

@BaseballAmerica
 @BaseballAmerica
 BaseballAmericaMag
 ReadBA



RECORD BOOK INDEX

20 Game Winners	91
Attendance Records	96
Largest Regular Season Attendance for Clubs	96
Regular Season Attendance for League	96
Baseball Hall of Fame Cooperstown- MWL Alumni	101
Club Leaders	
Batting Average	87
Earned Run Average	91
Home Runs	87
Runs Batted In	88
Strikeouts	91
Won-Loss Percentage	90
Former MWL Players In MLB 2019 Season	97-100
Greatest Comeback	86
League Records	
Club Batting Records	77-78
Club Fielding Records	82
Club Pitching Records	84
Individual Batting Records	76-77
Individual Fielding Records	80-81
Individual Pitching Records	82-83
Miscellaneous Club Records	84
Major League Umpires (Former MWL Umpires)	101
No-Hit Games	92-93
Overall Standings	74
Pennant & Playoff Champion	75-76
Triple Crown Winners	84
Yearly Leaders	
Batting Average (Batting Champion)	85
Earned Run Average	88
Home Runs (Home Run Kings)	85
Runs Batted In	86
Strikeouts	90
Won-Lost Percentage	89

Note: League was known as Illinois State League from 1947-1948 and Mississippi-Ohio Valley League from 1949-1955.



**The MIDWEST LEAGUE
of Professional Baseball Clubs, Inc.**

thanks...

**Major League Baseball Advanced Media.
The Official Statistician of Minor League Baseball**



OVERALL STANDINGS

CLUB	Yrs. In League	Championships Won	W	L	T	Pct.
Appleton	33	7	2246	2065		.521
Battle Creek ***	2		144	132		.511
Belleville	3		169	180	1	.484
Beloit	38	1	2624	2625		.499
Bowling Green+	10	1	757	630		.545
Burlington	58	4	3619	4154		.465
Canton	1		54	70		.435
Cedar Rapids	58	3	4000	3826	4	.511
Centralia	6		368	359	1	.506
Clinton	66	2	4237	4534	8	.483
Danville	12	4	759	734	2	.508
Dayton	20		1298	1483		.466
Decatur	23	3	1386	1442	7	.490
Dubuque	18	2	1052	1154	5	.477
Fort Wayne	27	1	1863	1877		.498
Great Lakes^^	13	1	897	910		.496
Hannibal	6		225	271	1	.454
Kane County	29	2	2096	1911	1	.523
Kenosha	9	2	608	624	2	.494
Keokuk *	5		284	328	3	.464
Kokomo	7		438	427	2	.506
Lafayette	3		187	186	1	.501
Lake County+	10	1	651	738		.468
Lansing	24	2	1691	1635		.508
Madison	13		926	859		.522
Marion	2		108	122		.470
Mattoon	11		631	694	3	.475
Michigan	8	1	603	503		.545
Michigan City	4		243	257	4	.486
Mt. Vernon	8		419	532	1	.441
Paducah	2	1	121	120		.502
Paris	10	1	644	591	5	.521
Peoria	37	1	2526	2594		.493
Quad Cities	60	7	4171	3823		.521
Quincy	14	2	850	857	4	.498
Rockford	13		881	757		.538
South Bend	32	4	2204	2199	1	.500
Springfield	15		1111	947		.540
SW Michigan^	2		134	144		.482
Vicennes	2		86	150		.364
Waterloo	36	4	2484	2203		.530
Wausau	16	1	956	1215		.440
W. Frankfort	4	1	279	192	1	.592
W. Michigan	26	6	1941	1659		.539
Wisconsin **	24	1	1649	1802		.477
Wis. Rapids	21		1325	1349	6	.496

*Keokuk surrendered franchise to league on August 7, 1962 and played remaining home games in Dubuque as Midwest Dodgers.
 +Franchise operated in the South Atlantic League prior to 2010
 Franchise operated as Appleton prior to 1995. *Franchise operated as Michigan prior to 2003.
 ^Franchise operated as Battle Creek prior to 2005. ^^Franchise operated as SW Michigan prior to 2007
 Note: Starting in 1971, divisional play was instituted. Therefore, positions finished are based on won-lost percentage in final composite standings.



YEARLY PENNANT WINNERS & PLAYOFF CHAMPIONS

YEAR	PENNANT WINNER	PLAYOFF CHAMPION	POSITION FINISHED
1947	Belleville (b)	No Playoff	
1948	West Frankfort	West Frankfort	1
1949	Centralia	Paducah	4
1950	Centralia	Finals Cancelled (a)	-
1951	Paris (b)	Danville	4
1952	Danville (c)	Decatur	3
1953	Decatur	Decatur	1
1954	Decatur	Danville	2
1955	Dubuque	Dubuque	1

(a) Called off because of bad weather and military calls. (b) Won both halves of split season. (c) Won 1st half title and tied Paris for 2nd half.

YEAR	FIRST HALF	SECOND HALF	PLAYOFF CHAMPION
1956	Paris	Dubuque	Paris
1957(d)	Decatur	Clinton	Decatur
1958(d)	Michigan City	Waterloo	Waterloo
1959	Waterloo	Waterloo	No Playoff
1960	Waterloo	Waterloo	No Playoff
1961	Waterloo	Quincy	Quincy
1962	Dubuque	Waterloo	Dubuque
1963	Clinton	Clinton	No Playoff
1964	Clinton	Fox Cities	Fox Cities
1965	Burlington	Burlington	No Playoff
1966	Fox Cities	Cedar Rapids	Fox Cities
1967	Wisconsin Rapids	Appleton	Appleton
1968	Quad Cities	Decatur	Quad Cities
1969	Appleton	Appleton	No Playoff
1970	Quincy	Quad Cities (e)	Quincy

(d) Kokomo was first in overall standings in 1957 and 1958. (e) Tied for 2nd half title with Decatur; defeated Decatur in one game playoff for 2nd half championship.

YEAR	NORTHERN DIV.	SOUTHERN DIV.	PLAYOFF CHAMPION
1971(f)	Appleton	Quad Cities	Quad Cities
1972	Appleton	Danville	Danville
1973	Wisconsin Rapids	Danville	Wisconsin Rapids
1974	Appleton	Danville	Danville
1975	Waterloo	Quad Cities	Waterloo
1976	Waterloo	Quad Cities	Waterloo
1977	Waterloo	Burlington	Burlington
1978	Appleton	Burlington	Appleton
1979	Waterloo	Quad Cities	Quad Cities
1980	Waterloo	Quad Cities	Waterloo
1981	Wausau	Quad Cities	Wausau

YEAR	NORTHERN DIVISION	CENTRAL DIVISION	SOUTHERN DIVISION	BEST 2ND PLACE FINISHER	PLAYOFF CHAMPION
1982(g)	Madison	Springfield	Quad Cities	Appleton	Appleton
1983(g)	Appleton	Cedar Rapids	Springfield	Waterloo	Appleton
1984(g)	Appleton	Beloit	Springfield	Madison	Appleton
1985(g)	Appleton	Beloit	Peoria	Kenosha	Kenosha
1986(g)	Madison	Waterloo	Springfield	Peoria	Waterloo
1987(g)	Kenosha	Beloit	Springfield	Clinton	Kenosha
1988(h)	Kenosha	-	Cedar Rapids	-	Cedar Rapids
1989(h)	South Bend	-	Springfield	-	South Bend
1990(h)	South Bend	-	Quad Cities	-	Quad Cities
1991(h)	Madison	-	Clinton	-	Clinton
1992(h)	Beloit	-	Cedar Rapids	-	Cedar Rapids
1993(h)	South Bend	-	Clinton	-	South Bend
1994(h)	Rockford	-	Cedar Rapids	-	Cedar Rapids

(continued next on page)

YEARLY PENNANT WINNERS & PLAYOFF CHAMPIONS

CONTINUED

YEAR	EASTERN DIVISION	CENTRAL DIVISION	WESTERN DIVISION	WILD CARD CHAMPION	PLAYOFF CHAMPION
1995(i)	Michigan	Beloit	Quad Cities	West Michigan	Beloit
1996(i)	West Michigan	Wisconsin	Quad Cities	Rockford	West Michigan
1997(i)	Ft. Wayne	Kane County	Cedar Rapids	Lansing	Lansing
1998(i)	West Michigan	Rockford	Clinton	Fort Wayne	West Michigan
1999(i)	Lansing	Wisconsin	Burlington	Kane County	Burlington
2000(j)	Michigan	-	Beloit	-	Michigan
2001(j)	South Bend	-	Kane County	-	Kane County
2002(j)	Lansing	-	Peoria	-	Peoria
2003(j)	Lansing	-	Beloit	-	Lansing
2004(j)	West Michigan	-	Kane County	-	West Michigan
2005(j)	South Bend	-	Wisconsin	-	South Bend
2006(j)	West Michigan	-	Kane County	-	West Michigan
2007(j)	West Michigan	-	Beloit	-	West Michigan
2008(j)	South Bend	-	Burlington	-	Burlington
2009(j)	Fort Wayne	-	Burlington	-	Fort Wayne
2010(j)	Lake County	-	Clinton	-	Lake County
2011(j)	Lansing	-	Quad Cities	-	Quad Cities
2012(j)	Fort Wayne	-	Wisconsin	-	Wisconsin
2013(j)	South Bend	-	Quad Cities	-	Quad Cities
2014(j)	Lake County	-	Kane County	-	Kane County
2015(j)	West Michigan	-	Cedar Rapids	-	West Michigan
2016(j)	Great Lakes	-	Clinton	-	Great Lakes
2017(j)	Fort Wayne	-	Quad Cities	-	Quad Cities
2018(j)	Bowling Green	-	Peoria	-	Bowling Green
2019(j)	South Bend	-	Clinton	-	South Bend

(f) Northern and Southern Divisions established; season still played in halves. Playoff for division winner if different teams win each half.

(g) Central Division established; split season eliminated. Playoff participants: division winner and team with best 2nd place finish.

(h) Central Division eliminated; split season re-established. Playoff participants: split season division champion.

(i) Eastern and Western Divisions established and Central Division re-established with a split season. Playoff participants: split season division champions and two wild card teams.

(j) Central Division eliminated. Playoff participants: split season division champions and four wild card teams.

NOTE: League was known as Illinois State League, 1947-48; Mississippi-Ohio Valley League 1949-55.

INDIVIDUAL BATTING RECORDS

(BASED ON 9 INNING GAMES)

HIGHEST BATTING PERCENTAGE, SEASON	.409 - Grover (Deacon) Jones, Dubuque, 1956.
LOWEST PERCENTAGE, LEADER, SEASON	.307 - Theodore Parks, Waterloo, 1969.
MOST GAMES, PLAYED, SEASON	140 - James Christensen, Wisconsin Rapids, 1980. Keith Lockhart, Cedar Rapids, 1987.
MOST TIMES AT BAT, SEASON	567 - James Christensen, Wisconsin Rapids, 1980.
MOST TIME AT BAT, GAME	11 - Eddie Tucker, Clinton, July 6, 1989 Rueben Smiley, Clinton, July 6, 1989
MOST RUNS SCORED, SEASON	133 - James Belz, West Frankfort, 1950.
MOST RUNS SCORED, GAME	6 - Kent Calderan, Cedar Rapids, August 14, 1970. Michael Bishop, Quad Cities, June 24, 1978. Lee Grimes, Peoria, August 28, 1986. William McMillon, Kane County, May 8, 1994. Mark Kotsay, Kane County, Sept. 2, 1996.
MOST CONSECUTIVE GAMES SCORING RUNS	15 - Bill Whiteko, Mattoon, August 13-25, 1955
MOST HITS, SEASON	203 - Eddie Logan, Mattoon, 1956.
MOST HITS, GAME	6 - By many players. Last: Collin Radack, Peoria, May 12, 2015; Ruddy Giron, Fort Wayne, May 18, 2015
MOST CONSECUTIVE PLATE APPEARANCES REACHING BASE	14 - Benji Simonton, Clinton, May 7-10, 1994 vs West Michigan.
MOST CONSECUTIVE GAMES, HITTING SAFELY	39 - Jose Siri, Dayton, June 22 - August 3, 2017
MOST CONSECUTIVE HITS	10 - Rene Lopez, Ft. Wayne, 4 hits - May 27 & 6 hits - May 29, 1993.
HIT FOR CYCLE	Many Players. Last: Alek Thomas, Kane County, July 3, 2019 vs Peoria
MOST LONG HITS, SEASON	72 - Corey Patterson, Lansing, (35-2B 17-3B 20-HR), 1999.
MOST LONG HITS, GAME	5 - Randolph Gettman, Quincy, May 25, 1973 (2nd) (10 innings) (2-2B 3-HR). 4 - By many players. (In 2002): Antoine Cameron, Lansing, May 28 (3-2B, HR); Garrett Jones, Peoria, July 14 (4-HR); Jason Stokes, Kane County, July 16 (2-2B, 2-HR); Dominick Ambrosini, Clinton, August 19 (2-2B, 2-HR). 321 - Brian Dopirak, Lansing, 2004
MOST EXTRA BASES ON LONG HITS, SEASON	12 - Bobby Smith, Clinton, June 13, 1959 (4-HR). Michael Bishop, Quad Cities, June 24, 1978 (4-HR). Garret Jones, Quad Cities, July 14, 2002 (4-HR).
MOST EXTRA BASES ON LONG HITS, GAME	321 - Brian Dopirak, Lansing, 2004.
MOST TOTAL BASES, SEASON	321 - Brian Dopirak, Lansing, 2004.
MOST TOTAL BASES, GAME	17 - Michael Bishop, Quad Cities, June 24, 1978 (1-1B 4-HR).

(continued next on page)



INDIVIDUAL BATTING RECORDS

CONTINUED

(BASED ON 9 INNING GAMES)

MOST SINGLES, GAME	6 - Sam Scarpone, Paris, June 1, 1954. Richard Brewster, Quad Cities, May 28, 1976. Rene Lopez, Ft. Wayne, May 29, 1993.
MOST DOUBLES, SEASON	51 - Brandon Drury, South Bend, 2013
MOST DOUBLES, GAME	4 - By many players. Last: Elehuris Montero, Peoria, July 29, 2018
MOST TRIPLES, SEASON	19 - John Wyre, Clinton, 1954 & 19 - Keon Broxton, South Bend, 2010
MOST TRIPLES, GAME	3 - Andrew Smith, Mattoon, May 14, 1950. Oscar Flores, Quincy, August 18, 1960. Jason Smith, Rockford, September 2, 1998. Michael Reed, Wisconsin, May 22, 2013 (11 Innings) Marc Wik, Quad Cities, July 31, 2014
MOST HOME RUNS, SEASON	42 - Jeffrey Jones, Cedar Rapids, 1982.
MOST HOME RUNS, GAME	4 - Bobby Smith, Clinton, June 13, 1959. Michael Bishop, Quad Cities, June 24, 1978. Garret Jones, Quad Cities, July 14, 2002. Will Benson, Lake County, April 18, 2019.
MOST HOME RUNS, BASES FULL, SEASON	4 - Peter Koegel, Burlington, 1966.
MOST HOME RUNS, BASES FULL, GAME	2 - James Noonan, Wausau, May 4, 1978 (consecutive at-bats).
MOST RUNS BATTED IN, SEASON	136 - James Zapp, Paris, 1952.
MOST RUNS BATTED IN, GAME	10 - Bobby Smith, Clinton, June 13, 1959. James Noonan, Wausau, May 4, 1978. Michael Bishop, Quad Cities, June 24, 1978.
MOST SACRIFICE HITS, SEASON	29 - Richard Perez, Peoria, 1993.
MOST SACRIFICE HITS, GAME	3 - By many players. Last: Alfredo Rodriguez, Wisconsin, June 30, 2013
MOST SACRIFICE FLIES, SEASON	16 - Nilson Robledo, South Bend, 1995.
MOST SACRIFICE FLIES, GAME	3 - Walter Napier, Waterloo, July 30, 1958. Luis Alvarado, Waterloo, May 8, 1967.
MOST STOLEN BASES, SEASON	Aaron Miles, Quad Cities, August 3, 1997.
MOST STOLEN BASES, GAME	111 - Christopher Morris, Peoria, 2001.
MOST BASES ON BALLS, SEASON	6 - Charles Popovich, Mt. Vernon, May 16, 1951.
MOST BASES ON BALLS, SEASON	150 - Vanity Rushing, Waterloo, 1962.
MOST BASES ON BALLS, GAME	6 - John Nixon, Cedar Rapids, July 8, 1970. Dan Leatherman, Quad Cities, May 19, 1999. Francisco Lindor, Lake County, June 14, 2012
MOST INTENTIONAL BASES ON BALLS, SEASON	23 - Grover Jones, Fox Cities, 1966.
MOST INTENTIONAL BASES ON BALLS, GAME	4 - Samuel Monteau, Burlington, August 20, 1976; Jason Stokes, Kane County, July 23, 2002
MOST STRIKEOUTS, SEASON	198 - Samone Peters, Clinton, 2000.
MOST STRIKEOUTS, GAME	6 - John Schroeder, Ft. Wayne, June 26, 1996 Hector Garcia, Beloit, June 12, 2002.
MOST CONSECUTIVE STRIKEOUTS (OFFICIAL TIMES AT BAT)	10 - Washington Orozco, Quad Cities, July 10-14, 1972.
FEWEST STRIKEOUTS, SEASON	8 - Walter DeFreitas, Paducah (114 games), 1950. Viril Minnis, Danville (127 games), 1952.
MOST CONSECUTIVE GAMES, NO STRIKEOUTS	40 - Clinton McCord, Paris, July 14 (1st) thru August 22, 1952.
MOST TIMES HIT BY PITCHER, SEASON	38 - Nick Sinay, Lansing, 2017.
MOST TIMES HIT BY PITCHER, GAME	4 - Dwanya Williams-Sutton, Fort Wayne, July 22, 2019.

CLUB BATTING RECORDS

(BASED ON 9 INNING GAMES)

HIGHEST BATTING AVERAGE, SEASON288 - Paris, 1956.
LOWEST BATTING AVERAGE, SEASON211 - Clinton, 1965.
MOST TIMES AT BAT, SEASON	4835 - Wisconsin, 2005.
FEWEST TIMES AT BAT, SEASON	3538 - Clinton (117 games), 1960.
MOST TIMES AT BAT, CLUB, GAME	88 - Clinton, July 6, 1989 (25 innings) 84 - Waterloo, July 6, 1989 (25 innings) 79 - Danville, June 4, 1974 (21 innings) 78 - Clinton, May 19, 1999 (21 innings)
MOST TIMES AT BAT, BOTH CLUBS, GAME	172 - Clinton (88) vs. Waterloo (84), July 6, 1989 (25 innings). 156 - Danville (79) vs. Waterloo (77), June 4, 1974 (21 innings).
MOST RUNS, SCORED, SEASON	924 - Paris, (126 games), 1956.
FEWEST RUNS SCORED, SEASON	376 - Clinton, (117 games), 1965.
MOST RUNS SCORED, CLUB, GAME	40 - Danville, June 17, 1951 (1st).

(continued next on page)

CLUB BATTING RECORDS

CONTINUED

(BASED ON 9 INNING GAMES)

MOST RUNS SCORED, BOTH CLUBS, GAME	48 - Dubuque (36) vs. Paris (12), August 29, 1956.
LARGEST SCORE, SHUTOUT GAME	25-0 - Quincy vs. Decatur, May 9, 1965 (7 innings, 1st).
MOST RUNS BY OPPONENTS, SEASON	904 - Mattoon (126 games), 1956.
MOST HITS, CLUB, SEASON	1350 - Michigan (138 games), 1999.
MOST HITS, CLUB, GAME	32 - Danville, June 17, 1951 (1st).
MOST HITS, BOTH CLUBS, GAME	48 - Peoria (26) vs. West Michigan (22), July 22, 2016.
FEWEST HITS, SEASON	753 - Clinton (117 games), 1965.
MOST EXTRA BASE HITS, SEASON	495 - Lansing (288-2B 60-3B 147-HR), 1999.
MOST EXTRA BASE HITS, GAME	12 - Dubuque, August 29, 1956 (5-2B 1-3B 6-HR). Dubuque, August 19, 1958 (3-2B 9-HR). Wisconsin Rapids, July 13, 1974 (8-2B 2-3B 2-HR). Peoria, July 3, 1985 (8-2B 1-3B 3-HR). Wisconsin, April 28, 1996 (7-2B 3-3B 2-HR).
MOST EXTRA BASE HITS, BOTH CLUBS, GAME	19 - West Michigan (11) vs Lansing (8), June 16, 2017. Wisconsin (9) vs. Lansing (9), June 23, 1996.
MOST TOTAL BASES, SEASON	2158 - Michigan, 1999 (1B-878 2B-277 3B-54HR-141).
MOST TOTAL BASES, GAME	52 - Dubuque, August 29, 1956 (1B-15 2B-5 3B-1 HR-6).
MOST TOTAL BASES, BOTH CLUBS, GAME	71 - Clinton (25) vs. Burlington (46), May 30, 1970.
MOST DOUBLES, SEASON	288 - Lansing, 1999.
MOST DOUBLES, GAME	11 - West Michigan, June, 16, 2017.
MOST DOUBLES, BOTH CLUBS, GAME	17 - West Michigan (11) vs Lansing (6), June 16, 2017.
MOST TRIPLES, SEASON	79 - Mattoon, (119 games), 1950.
MOST TRIPLES, GAME	6 - Mattoon, May 14, 1950. Dubuque, May 26, 1957 (1st).
MOST TRIPLES, BOTH CLUBS, GAME	7 - Mattoon (6) vs. Paducah (1), May 14, 1950.
MOST HOME RUNS, SEASON	155 - Waterloo (128 games), 1961.
FEWEST HOME RUNS, SEASON	10 - Mattoon, 1947.
MOST HOME RUNS, GAME	9 - Dubuque, August 19, 1958.
MOST HOME RUNS, BOTH CLUBS, GAME	11 - Dubuque (9) vs. Paris (2), August 19, 1958.
MOST HOME RUNS, TWO CONSECUTIVE GAMES	11 - Dubuque (9) on August 19 and (2) on August 21, 1958.
MOST CONSECUTIVE HOME RUNS, GAME	4 - Burlington, August 10, 1995, 6th inning (Don Denbow, Kevin Watson, Jeff Poor and Raul Marval). 10 - Wisconsin Rapids, 1981.
MOST HOME RUNS, BASES FULL, SEASON	769 - Waterloo (128 games), 1961.
MOST RUNS BATTED IN, SEASON	310 - Clinton (120 games), 1967.
FEWEST RUNS BATTED IN, SEASON	32 - Dubuque, August 29, 1956.
MOST RUNS BATTED IN, GAME	43 - Dubuque (32) vs. Paris (11), August 29, 1956. MOST SACRIFICE
MOST RUNS BATTED IN, BOTH CLUBS, GAME	HITS, SEASON..... 111 - Quad Cities (137 games), 1992.
HITS, SEASON	7 - Belleville, July 24, 1949.
MOST SACRIFICE HITS, GAME	8 - Belleville (7) vs. Paducah (1), July 24, 1949.
MOST SACRIFICE HITS, BOTH CLUBS, GAME	65 - Lansing, 2015.
MOST SACRIFICE FLIES, SEASON	5 - Rockford, June 25, 1992.
MOST SACRIFICE FLIES, GAME	14 - Burlington (11) vs. Fort Wayne (3), April 16, 2014 (18 Innings)
MOST SACRIFICE FLIES, BOTH CLUBS, GAME	319 - Burlington (142 games), 1980.
MOST STOLEN BASES, SEASON	11 - Mattoon, May 8, 1949, Quad Cities, May 5, 1964. Burlington, April 16, 2014 (18 Innings)
MOST STOLEN BASES, GAME	14 - Burlington (11) vs. Fort Wayne (3), April 16, 2014 (18 Innings)
MOST STOLEN BASES, BOTH CLUBS, GAME	858 - Paducah (119 games), 1949.
MOST BASES ON BALLS, SEASON	20 - Paducah, May 22, 1949, Dubuque, May 22, 1955.
MOST BASES ON BALLS, GAME	35 - Paducah (20) vs. Mt. Vernon (15), May 22, 1949.
MOST BASES ON BALLS, BOTH CLUBS, GAME	53 - Fox Cities, 1966.
MOST INTENTIONAL BASES ON BALLS, SEASON	7 - Fox Cities, July 3, 1963
MOST INTENTIONAL BASES ON BALLS, GAME	9 - Appleton (5) vs. Decatur (4), May 2, 1969.
MOST INTENTIONAL BASES ON BALLS, BOTH CLUBS	1370 - Lake County, 2014
MOST STRIKEOUTS, SEASON	31 - Waterloo, July 6, 1989 (25 innings).
MOST STRIKEOUTS, GAME	43 - Waterloo (25) vs. Beloit (18) (19 innings), April 17, 1988.
MOST STRIKEOUTS, BOTH CLUBS, GAME	43- West Michigan (19) vs. South Bend (24), 2nd Game (DH) (16 Innings), April 7, 2017
MOST LEFT ON BASES, SEASON	1141 - Mt. Vernon (120 games), 1949.
MOST LEFT ON BASES, GAME	26 - Waterloo, August 5, 1976 (13 innings).
MOST LEFT ON BASES, BOTH CLUBS, GAME	26 - Beloit, April 28, 1998 (18 innings).
MOST HIT BY PITCHER, SEASON	39 - Clinton (21) vs. Waterloo (18), July 6, 1989 (25 innings).
MOST HIT BY PITCHER, GAME	113 - Quad Cities (137 games), 2001. 6 - Lansing, May 3, 2017

MIDWEST LEAGUE TEAMS WITH 3,500 OR MORE WINS

On July 22, 2016, the Clinton Lumber Kings became the first Midwest League franchise to surpass 4,000 all-time victories. Four Midwest League teams have compiled at least 3,500 wins.

Clinton	4,237
Quad Cities	4,171
Cedar Rapids	4,000
Burlington	3,619



FANS for the CURE

PROSTATE CANCER IS A MAJOR CAUSE OF DEATH OF MEN IN AMERICA.

A simple blood test can be the first step to keep those men alive.



KEY PROSTATE CANCER FACTS + CONSIDERATIONS

RISK FACTORS

Age – Most prostate cancer cases occur in men age 60 and older. That said, a significant number of men are diagnosed in their 40's and early 50's.

Race/Ethnicity – Black men have the highest death rate for prostate cancer of any racial or ethnic group in the US, over twice the rate of white men according to the American Cancer Society.

Family History – Men with a father or brother with prostate cancer are 2.5 times more likely to develop the disease.

CANCER SCREENING

Prostate cancer screening is via a simple blood test - the PSA - which checks the concentration of prostate-specific antigens.

There is a strong correlation between both elevated PSA levels and/or high percentage changes in scores between tests and the presence of prostate cancer. Yet, there are other conditions besides prostate cancer that can raise PSA levels.

High or rapidly changing PSA levels can lead to additional tests. These are often sophisticated blood tests and biopsies.

TREATMENT

Early Detection – Early diagnosis allows for more treatment options and leads to far more favorable outcomes.

Active Surveillance – Increasingly men with milder cases of prostate cancer are advised by doctors to begin with non-surgical treatment - monitoring tumors via the PSA and other blood tests - to measure the disease's progress.

Get Another Opinion – As testing and detection of prostate cancer improve, its treatments evolve. Seeking a second or third opinion is a great approach.

Get detailed, fact-based information about prostate cancer on our website.

fansfortheure.org

INDIVIDUAL FIELDING RECORDS

(BASED ON 9 INNING GAMES)

FIRST BASEMAN

MOST GAMES, SEASON	139 - Jesus Vega, Burlington, 1977.
HIGHEST FIELDING PERCENTAGE, SEASON	.997 - Lawrence Rush, Quad Cities, 1974. Mark Gulseth, Burlington, 1996.
MOST CHANCES ACCEPTED, SEASON	1418 - Glen Gardner, Burlington, 1990.
MOST CHANCES ACCEPTED, GAME	29 - Clint Vaughn, Clinton, May 19, 1999 (21 innings) (26-PO 2-A 1-E).
MOST PUTOUTS, SEASON	1298 - Gregory Walker, Appleton, 1980.
MOST PUTOUTS, GAME	27 - James Richardson, Danville, June 4, 1974 (21 innings).
MOST ASSISTS, SEASON	111 - Aaron McNeal, Michigan, 1999.
MOST ASSISTS, GAME	6 - Robert Walter, Wisconsin Rapids, June 11, 1970. Tom Amante, Springfield, July 2, 1987. Christian Pritchett, Quad Cities, April 30, 1992.
MOST ERRORS, SEASON	35 - Christopher Duncan, Peoria, 2000.
MOST ERRORS, GAME	6 - Scott Vieira, Rockford, July 3, 1996.
MOST CONSECUTIVE GAMES, NO ERRORS	86 - Richard Freeman, Rockford, May 14 thru August 22, 1995.
MOST DOUBLE PLAYS, SEASON	125 - Glen Gardner, Burlington, 1990.
MOST DOUBLE PLAYS, GAME	6 - Sean Baron, Waterloo, July 19, 1988. Kenneth Tirpack, Ft. Wayne, August 8, 1993(G2). David Gibraltar, Michigan, April 7, 1995. Larry Barnes, Cedar Rapids, May 18, 1996.

SECOND BASEMAN

MOST GAMES, SEASON	136 - Norman Carrasco, Danville, 1982.
HIGHEST FIELDING PERCENTAGE, SEASON	.986 - Steven Aragon, Wisconsin Rapids, 1982. - Joseph Fraser, Ft. Wayne, 1996.
MOST CHANCES ACCEPTED, SEASON	747 - Robert Loftin, Danville, 1954.
MOST CHANCES ACCEPTED, GAME	19 - David Cunningham, Waterloo, July 6, 1989(7-PO 12-A).
MOST PUTOUTS, SEASON	371 - James Granneman, Centralia-Paris, 1951.
MOST PUTOUTS, GAME	11 - Larry Klein, Burlington, July 1, 1985. Jose Castro, West Michigan, August 30, 1995.
MOST ASSISTS, SEASON	412 - Michael Ross, Springfield, 1989.
MOST ASSISTS, GAME	14 - Rene Capellan, West Michigan, June 24, 1997.
MOST ERRORS, SEASON	57 - Philip Stevens, Mattoon, 1954.
MOST ERRORS, GAME	5 - Manuel Betemit, Burlington, April 16, 1978 (15 innings). 5 - Steven Gray, Clinton, April 22, 1989.
MOST CONSECUTIVE GAMES, NO ERRORS	59 - Andy Green, South Bend, June 23-August 25, 2001
MOST DOUBLE PLAYS, SEASON	102 - Robert Loftin, Danville, 1954.
MOST DOUBLE PLAYS, GAME	5 - By many players. Last: Kelvin Ramos, South Bend, April 19, 2015.

THIRD BASEMAN

MOST GAMES, SEASON	138 - Marty Brown, Cedar Rapids, 1986.
HIGHEST FIELDING PERCENTAGE, SEASON	.967 - Cole Liniak, Michigan, 1996.
MOST CHANCES ACCEPTED, SEASON	457 - Gary Gaetti, Wisconsin Rapids, 1980.
MOST CHANCES ACCEPTED, GAME	18 - Anthony Michalak, Clinton, July 6, 1989 25 innings(12-PO 5-A 1-E).
MOST PUTOUTS, SEASON	165 - Gary Tuggle, Springfield, 1950.
MOST PUTOUTS, GAME	12 - Anthony Michalak, Clinton, July 6, 1989 (25 innings).
MOST ASSISTS, SEASON	363 - Gary Gaetti, Wisconsin Rapids, 1980.
MOST ASSISTS, GAME	12 - Eugene Cook, Decatur, June 29, 1969 (7 innings). Terry Tyson, Waterloo, May 25, 1977.
MOST ERRORS, SEASON	57 - Israel Alcantara, Burlington, 1993. Juan Espinal, Springfield, 1994.
MOST ERRORS, GAME	6 - David Wallace, Burlington, June 25, 1992.
MOST CONSECUTIVE GAMES, NO ERRORS	41 - Ricky Ward, Clinton, June 28 thru August 10, 1991.
MOST DOUBLE PLAYS, SEASON	53 - Scott Carnes, Quad Cities, 1977.
MOST DOUBLE PLAYS, GAME	4 - Esteban Vazquez, Clinton, April 24, 1974.

SHORTSTOPS

MOST GAMES, SEASON	138 - Jeffrey Bertoni, Quad Cities, 1978.
HIGHEST FIELDING PERCENTAGE, SEASON	.983 - Todd West, Beloit, 2001.
MOST CHANCES ACCEPTED, SEASON	689 - William Lozado, Burlington, 1979.
MOST CHANCES ACCEPTED, GAME	19 - Edgardo Romero, Burlington, May 30, 1976 (1st) (22 innings) (9-PO 10-A).
MOST PUTOUTS, SEASON	253 - Orlando Arcia, Wisconsin, 2013.
MOST PUTOUTS, GAME	10 - Tomas Perez, Burlington, May 29, 1994 (9 innings).
MOST ASSISTS, SEASON	500 - Jeffrey Bertoni, Quad Cities, 1978.
MOST ASSISTS, GAME	12 - Tommy Murphy, Cedar Rapids, April 5, 2002.
MOST ERRORS, SEASON	70 - Kirk Downs, Burlington, 1980.
MOST ERRORS, GAME	6 - Juan Joa, Dubuque, May 3, 1966.
MOST CONSECUTIVE GAMES, NO ERRORS	32 - Kirby Dickens, Centralia, July 2 thru August 6, 1951 (1st).
MOST DOUBLE PLAYS, SEASON	93 - William Green, Centralia, 1950.
MOST DOUBLE PLAYS, GAME	6 - Donnie Sadler, Michigan, April 7, 1995 (18 innings) 6 - Gabriel Arias, Fort Wayne, May 11, 2018 (12 innings)

(continued next on page)

INDIVIDUAL FIELDING RECORDS

CONTINUED

OUTFIELDERS

MOST GAMES, SEASON	139 - Daryl Boston, Appleton, 1982.
HIGHEST FIELDING PERCENTAGE, SEASON	1.000 - Eddie Christian, Kane County, 1993. Brian McMillin, Quad Cities, 1999. Dalton Pompey, Lansing, 2013
MOST CHANCES ACCEPTED, SEASON	378 - Eric Asadoorian, Peoria, 2002.
MOST CHANCES ACCEPTED, GAME	12 - Raymond Montgomery, Burlington, July 27, 1991. (11-PO 1-A).
MOST PUTOUTS, SEASON	352 - Eric Asadoorian, Peoria, 2002.
MOST PUTOUTS, GAME	11 - Raymond Montgomery, Burlington, July 27, 1991.
MOST ASSISTS, SEASON	32 - Jose Tartabull, Michigan City, 1959.
MOST ASSISTS, GAME	4 - Arthur Lucchesi, Belleville, August 3, 1947. John Finigan, Canton, June 15, 1952. Jerry Barteo, Cedar Rapids, June 18, 1969.
MOST ERRORS, SEASON	25 - Donald Battle, Kokomo, 1955.
MOST ERRORS, GAME	3 - By many players. (Last): Ray Sadler, Lansing, July 15, 2001.
MOST CONSECUTIVE GAMES, NO ERRORS	112 - Michael Mallory, Lansing, June 2, 2001 thru May 29, 2002.
MOST CONSECUTIVE GAMES, NO ERRORS, SEASON	114 - Dalton Pompey, Lansing, April 4 thru September 1, 2013
MOST DOUBLE PLAYS, SEASON	12 - Charles Barnes, Burlington, 1973.
MOST DOUBLE PLAYS, GAME	2 - By many players. (Last): Anthony Santander, Lake County, August 29, 2015.

CATCHERS

MOST GAMES, SEASON	126 - Alejandro Trevino, Wausau, 1977.
HIGHEST FIELDING PERCENTAGE, SEASON997 - Michael Brenley, Peoria, 2009. Brian Navarreto, Cedar Rapids, 2015.
MOST CHANCES ACCEPTED, SEASON	1063 - John Burrows, Fox Cities, 1964.
MOST CHANCES ACCEPTED, GAME	29 - Timothy Torricelli, Beloit, April 17, 1988.
MOST PUTOUTS, SEASON	989 - John Burrows, Fox Cities, 1964.
MOST PUTOUTS, GAME	26 - Timothy Torricelli, Beloit, April 17, 1988.
MOST ASSISTS, SEASON	140 - Charles Johnson, Kane County, 1993. Yadier Molina, Peoria, 2002
MOST ASSISTS, GAME	8 - Darrin White, Beloit, June 8, 1990.
MOST ERRORS, SEASON	39 - Bradley Gulden, Danville, 1976.
MOST ERRORS, GAME	4 - By many players. Last: Garrett Coleman, Burlington, May 2, 1968.
MOST CONSECUTIVE GAMES, NO ERRORS	63 - Scott Maynard, Wisconsin, April 30 thru August 26, 1998.
MOST DOUBLE PLAYS, SEASON	21 - Clement Yaskowitz, Clinton, 1955.
MOST DOUBLE PLAYS, GAME	3 - By many players. (Last): Brian Navarreto, Cedar Rapids, May 28, 2015.
MOST PASSED BALLS, SEASON	47 - DeGold Francis, Decatur, 1964.
MOST PASSED BALLS, GAME	7 - Edward Barberie, Clinton, July 31, 1963.

PITCHERS

MOST GAMES, SEASON	65 - Frank Cimorelli, Springfield, 1992.
MOST CHANCES ACCEPTED, NO ERRORS, SEASON	58 - William Garcia, Decatur, 1957. Dane Anthony, Waterloo, 1980.
MOST CHANCES ACCEPTED, SEASON	92 - John Bumgarner, Decatur, 1954.
MOST CHANCES ACCEPTED, GAME	12 - Mario Mendoza, Cedar Rapids, June 16, 2000 (1-PO 11-A).
MOST PUTOUTS, SEASON	30 - Cory Satterfield, Springfield, 1989, Michael Penney, Beloit, 1999.
MOST PUTOUTS, GAME	7 - John Costello, Springfield, April 17, 1985.
MOST ASSISTS, SEASON	73 - John Bumgarner, Decatur, 1954.
MOST ASSISTS, GAME	11 - Mario Mendoza, Cedar Rapids, June 16, 2000
MOST ERRORS, SEASON	12 - Paul Cacciatore, Wausau, 1977, Ray Chadwick, Peoria, 1984. Eric Ireland, Quad City, 1998.
MOST ERRORS, GAME	4 - Adam Pace, Cedar Rapids, June 28, 2001. Randy Frankum, Wausau, August 10, 1975.
MOST CONSECUTIVE GAMES, NO ERRORS	94 - Henry King, Fox Cities, May 1, 1963 - August 30, 1964 plus 4 games August 14 thru August 27, 1966. Frank Cimorelli, Springfield, 29 games in 1991 and 65 games in 1992 (April 9 thru Sept.2).
MOST CONSECUTIVE GAMES, NO ERRORS, SEASON	65 - Frank Cimorelli, Springfield, April 9 thru September 2, 1992.
MOST DOUBLE PLAYS, SEASON	8 - Eugene Bone, West Frankfort, 1950.
MOST DOUBLE PLAYS, GAME	3 - McPherson Crum, Canton, July 2, 1952. Gregory Kallevig, Peoria, July 22, 1988.

CLUB FIELDING RECORDS

(BASED ON 9 INNING GAMES)

HIGHEST FIELDING PERCENTAGE, SEASON	.978 - Clinton, 2016.
LOWEST FIELDING PERCENTAGE, SEASON	930 - West Frankfort, 1947.
MOST PUTOUTS, GAME	75 - Waterloo, July 6, 1989 (25 innings).
MOST PUTOUTS, SEASON	3789 - West Michigan, 2012.
MOST PUTOUTS, GAME	75 - Waterloo, July 6, 1989 (25 innings).
MOST ASSISTS, SEASON	1743 - Lansing (139 games), 1996.
MOST ASSISTS, GAME	37 - Waterloo, July 6, 1989 (25 innings).
	35 - Clinton, May 19, 1999 (21 innings).
MOST TOTAL CHANCES, GAME	116 - Waterloo, July 6, 1989 (25 innings), (75-PO 37-A 4-E).
MOST ERRORS, SEASON	316 - Belleville (119 games), 1949.
MOST ERRORS, GAME	17 - Burlington, April 16, 1978 (15 innings).
MOST ERRORS, BOTH CLUBS, GAME	22 - Burlington (17) vs. Wausau (5), April 16, 1978 (15 innings).
FEWEST ERRORS, SEASON	112, Bowling Green, 2017
MOST CONSECUTIVE GAMES, NO ERRORS, SEASON	9 - Cedar Rapids, May 25 - June 3, 1986. Burlington, August 18 - 26, 1996.
MOST DOUBLE PLAYS, SEASON	171 - Lansing (139 games), 1996.
MOST DOUBLE PLAYS, GAME	7 - Waterloo, July 19, 1988 vs. South Bend.
MOST DOUBLE PLAYS, BOTH CLUBS, GAME	10 - West Michigan vs Lansing, April 23, 2011.
MOST PASSED BALLS, SEASON	83 - Decatur (124 games), 1964.
MOST PASSED BALLS, GAME	7 - Clinton, July 31, 1963.
TRIPLE PLAYS, LEAGUE	110 - Quad Cities (15), Clinton (9), Kane County (8), Burlington (8), Appleton (5), Waterloo (5), Beloit (4), Danville (4), Mt. Vernon (4), South Bend (4), Cedar Rapids (4), Decatur (3), Dubuque (3), Kenosha (3), Kokomo (3), Michigan (3), Peoria (7), Springfield (3), Wausau (3), Wisconsin Rapids (3), Hannibal (2), Michigan City (2), Paris (2), Quincy (2), Wisconsin (2), Fort Wayne (1), Great Lakes (1), Lafayette (1), Lansing (3), Madison (1), Mattoon (1), Paducah (1), Rockford (1), West Michigan (1).

INDIVIDUAL PITCHING RECORDS

(BASED ON 9 INNING GAMES)

HIGHEST WON-LOST PERCENTAGE, SEASON	1.000 - Bryan Hickerson, Clinton, 1987 (Won 11, Lost 0).
LOWEST WON-LOST PERCENTAGE, LEADER, SEASON	.714 - Daniel Wooden, Waterloo, 1959 (Won 15, Lost 6) .714 - Erasmo Ramirez, Clinton (Won 10, Lost 4)
LOWEST EARNED RUN AVERAGE, SEASON	1.13 - Vernon Geishert, Quad Cities, 1966.
MOST WINS, SEASON	22 - Eugene Pisarski, Centralia, 1950. Kenneth Gohn, Danville, 1952. John Bumgarner, Decatur, 1954. Arturo Miro, Clinton, 1956. Joel McDaniel, Decatur, 1959.
MOST CONSECUTIVE WINS, SEASON	19 - Robert Freels, Belleville, 1947, Arturo Miro, Clinton, June 16 - August 28, 1956.
MOST LOSSES, SEASON	17 - Steven Duckhorn, Cedar Rapids, 1979. Scott Kannenberg, Quad Cities, 1987.
MOST CONSECUTIVE LOSSES, SEASON	13 - Mark Simon, Wisconsin Rapids, April 30 - July 14, 1969.
MOST DECISIONS, SEASON	32 - Ron Hagler, Hannibal, 1955 (Won 17, Lost 15).
MOST APPEARANCES, SEASON	65 - Frank Cimorelli, Springfield, 1992.
MOST GAMES STARTED, SEASON	30 - Emerson Unzicker, Kokomo, 1957.
MOST CONSECUTIVE GAMES STARTED, SEASON	30 - John Stein, Appleton, April 12 - September 1, 1986.
MOST COMPLETE GAMES, SEASON	26 - Joel McDaniel, Decatur, 1959.
MOST CONSECUTIVE COMPLETE GAMES, SEASON	17 - Nestor Chavez, Decatur, May 27 - August 18, 1965.
MOST RELIEF APPEARANCES, SEASON	65 - Frank Cimorelli, Springfield, 1992.
MOST CONSECUTIVE RELIEF APPEARANCES, SEASON	65 - Frank Cimorelli, Springfield, April 9 - September 2, 1992.
MOST GAMES FINISHED IN RELIEF, SEASON	59 - Gregory Watson, West Michigan, 2000, John Trujillo, Fort Wayne, 2000.
MOST CONSECUTIVE GAMES FINISHED IN	48 - Jeffrey Martin, Clinton, April 2- August 31, 1994.
MOST SAVES, SEASON	42 - John Trujillo, Fort Wayne, 2000.
MOST CONSECUTIVE SAVES, SEASON	9 - James Czajkowski, Beloit, August 7-9-10-11-14-16-21-23-24, 1990. Rodney Huffman, Clinton, April 27-29; May 3-4-7-9-10-15-16, 1991. Gregory Watson, West Michigan, June 25-26-28-30; July 1-2-6-7-9. 249.2 - Ronald Hagler, Hannibal, 1955.
MOST INNINGS PITCHED, SEASON	16.0 - Eugene Pisarski, Centralia vs. Paris, June 23, 1950.
MOST INNINGS PITCHED, GAME	Carls Lutz, Danville vs. Paris, August 22, 1953. George Sherrod, Quad Cities vs. Fox Cities, July 3, 1963.
MOST AT BATS BY OPPONENTS, SEASON	1015 - Frank Brookman, Mt. Vernon, 1951.
MOST AT BATS BY OPPONENTS, GAME	45 - Robert Hertzberger, Mattoon vs. Centralia, July 3, 1951. John Buzhardt, Paris vs. Clinton, June 24, 1955.
MOST AT BATS BY OPPONENTS, EXTRA INNING GAME	59 - Eugene Pisarski, Centralia vs. Paris, June 23, 1950 (16 innings).
MOST HITS OFF PITCHER, SEASON	278 - Ronald Hagler, Hannibal, 1955.
MOST HITS OFF PITCHER, GAME	18 - By many pitchers. Last: James Evans, Clinton, July 4, 1960.
MOST HITS OFF PITCHER, EXTRA INNING GAME	18 - Frank Brookman, Mt. Vernon vs. Paris, June 21, 1951 (12 innings).
MOST RUNS OFF PITCHER, SEASON	159 - Ronald Hagler, Hannibal, 1955.



INDIVIDUAL PITCHING RECORDS

CONTINUED

MOST RUNS OFF PITCHER, GAME	18 - Wayne Morin, Centralia vs. Hannibal, July 25, 1952.
FEWEST RUNS OFF PITCHER, EXTRA INNING GAME	0 - 16 innings: George Sherrod, Quad Cities vs. Fox Cities, July 3, 1963.
MOST EARNED RUNS OFF PITCHER, SEASON	125 - Juan Garcia, Decatur, 1954.
MOST EARNED RUNS OFF PITCHER, GAME	15 - Wayne Schuckert, Appleton vs. Wisconsin Rapids (G1), June 24, 1982.
MOST HOME RUNS OFF PITCHER, SEASON	31 - Jody Ryan, Wausau, 1987.
MOST HOME RUNS OFF PITCHER, GAME	6 - Michael Roberts, Decatur vs. Dubuque, August 26, 1962. Jerrod Riggan, Cedar Rapids vs. Burlington (G1), June 14, 1997.
MOST SACRIFICE HITS OFF PITCHER, SEASON	21 - Richard Hicks, Decatur, 1955.
MOST SACRIFICE HITS OFF PITCHER, GAME	5 - Luis Herrera, Decatur vs. Paris, July 25, 1953. William Laxton, Clinton vs. Dubuque, July 19, 1967.
MOST SACRIFICE FLIES OFF PITCHER, SEASON	14 - Melquicedec Torres, Wisconsin, 1999.
MOST SACRIFICE FLIES OFF PITCHER, GAME	4 - Miguel Batista, Rockford, June 14, 1991.
MOST BASES ON BALLS, SEASON	176 - James Michalec, West Frankfort, 1949.
MOST BASES ON BALLS, GAME	16 - Eugene Bone, West Frankfort vs. Mattoon, June 26, 1950.
FEWEST BASES ON BALLS, EXTRA INNING GAME	0 - Neil Maxa, Paris vs Danville, July 3, 1952 (12 innings). Bob Nonemocher, Mattoon vs. Dubuque, July 17, 1957 (12 innings). Joel McDaniel, Decatur vs. Waterloo, May 19, 1959 (12 innings). Jeffrey Conner, Quad Cities vs. Burlington, July 31, 1978 (12 innings). Francisco Gamez, Beloit vs. Springfield, May 8, 1991 (10 innings). Linty Ingram, Waterloo vs. Springfield, July 30, 1991 (10 innings).
MOST CONSECUTIVE INNINGS, NO BASES ON BALLS	56.1 - Jim McDade, Fort Wayne, June 1 - August 25, 2017
MOST INTENTIONAL BASES ON BALLS, SEASON	14 - Mike Blue, Wisconsin Rapids, 1963. Mark Chapman, Beloit, 1988. Joel Estes, Clinton, 1989.
MOST STRIKEOUTS, SEASON	274 - Danny Morris, Wisconsin Rapids, 1965.
MOST STRIKEOUTS, GAME	22 - Robert Sprout, Decatur vs. Waterloo, August 18, 1960.
MOST GAMES TEN OR MORE STRIKEOUTS, SEASON	13 - Danny Morris, Wisconsin Rapids, 1965, Mark Grant, Clinton, 1982.
MOST CONSECUTIVE STRIKEOUTS, GAME	10 - Art Groza, Burlington vs. Dubuque, May 22, 1966. Daniel Renken, Dayton vs. Lansing, June 29, 2011
MOST STRIKEOUTS, TWO CONSECUTIVE GAMES	36 - Tom Gordon, Appleton, May 16 (17) and May 21 (19), 1988.
MOST STRIKEOUTS, THREE CONSECUTIVE GAMES	48 - Danny Morris, Wisconsin Rapids, July 28 (21), August 1 (11) and August 5 (16), 1965.
MOST HIT BATSMEN, SEASON	24 - Jimmy Barrett, Michigan, 2001.
MOST HIT BATSMEN, GAME	5 - By many players. Last: Scott Hodsdon, Kane County vs. Cedar Rapids, June 13, 2008.
MOST WILD PITCHES, SEASON	181 - Dayton, 2016
MOST WILD PITCHES, GAME	7 - Ruben Flores, Wisconsin vs. Quad Cities, June 17, 2006.
MOST BALKS, SEASON	14 - Charles Hawley, Mattoon, 1950, Miguel Jimenez, Madison, 1992.
MOST BALKS, GAME	5 - Merle Doogan, Paris vs. Mattoon, May 27, 1950.
MOST COMPLETE GAME SHUTOUTS, SEASON	9 - Joel McDaniel, Decatur, 1959, Robert DeLong, Decatur, 1967.
MOST CONSECUTIVE COMPLETE GAME SHUTOUTS, SEASON	3 - By many pitchers. Last: Robert Basham, Dayton, June 23, June 28, and July 3, 2002.
MOST CONSECUTIVE SHUTOUT INNINGS, SEASON	42 - Mark Grant, Clinton, July 23 - August 17, 1982.
MOST LOW HIT GAMES, SEASON	9 - David Jimenez, Clinton, 1954 (1-1H 1-2H 2-3H 5-4H). Thomas Arruda, Michigan City, 1958 (3-1H 3-2H 2-3H 1-4H). Robert Sprout, Decatur, 1960 (2-1H 3-2H 1-3H 2-4H). Michael Abarbanel, Fox Cities, 1966 (1-0H 2-1H 3-2H 2-3H 4-4H). Vernon Geishert, Quad Cities, 1966 (1-0H 1-1H 3-2H 2-3H 2-4H).
MOST RUNNERS PICKED OFF BASE, GAME	4 - Theodore O'Neill, Wausau vs. Appleton, August 21, 1976.

MWL GAMES OF 20 OR MORE INNINGS

COURTESY OF PHILIP J. LOWRY

25 innings	Clinton at Waterloo, July 6, 1989 (completed at Clinton, 8/17/89)
22 innings	Burlington at Waterloo, May 30, 1976 (Game 1 of DH)
21 innings	Waterloo at Danville, June 4, 1974
21 innings	Clinton at Burlington, August 10, 1983
21 innings	Clinton at Quad Cities, May 19, 1999
20 innings	Fox Cities at Decatur, August 20, 1965
20 innings	Rockford at Burlington, May 15, 1989

CLUB PITCHING RECORDS

(BASED ON 9 INNING GAMES)

LOWEST EARNED RUN AVERAGE, SEASON	2.52 - Appleton (117 games), 1967.
HIGHEST EARNED RUN AVERAGE, SEASON	5.98 - Mattoon (126 games), 1956.
HIGHEST EARNED RUN AVERAGE, LEADER, SEASON	3.91 - Clinton (137 games), 1999.
MOST COMPLETE GAMES, SEASON	71 - Decatur (128 games), 1957.
FEWEST COMPLETE GAMES, SEASON	0 - Many Times.
MOST SAVES, SEASON	52 - Clinton (134 games), 1993.
FEWEST SAVES, SEASON	7 - Clinton (124 games), 1974.
FEWEST HITS YIELDED, SEASON	802 - Appleton (117 games), 1967.
MOST HITS YIELDED, SEASON	1352 - South Bend (140 games), 1998.
FEWEST RUNS, SEASON	377 - Cedar Rapids (121 games), 1966.
MOST RUNS, SEASON	904 - Mattoon (126 games), 1956.
FEWEST EARNED RUNS, SEASON	278 - Appleton (117 games), 1967.
MOST EARNED RUNS, SEASON	699 - Mattoon (126 games), 1956.
FEWEST BASES ON BALLS, SEASON	318 - Fort Wayne (137 games), 2002.
MOST BASES ON BALLS, SEASON	788 - Paris (126 games), 1958.
MOST INTENTIONAL BASES ON BALLS, SEASON	61 - Appleton (140 games), 1987.
FEWEST INTENTIONAL BASES ON BALLS, SEASON	0 - South Bend (136 games), 1996. Burlington (136 games), 2003
MOST STRIKEOUTS, SEASON	1514 - Quad Cities, 2018.
FEWEST STRIKEOUTS, SEASON	633 - Clinton (129 games), 1974.
MOST SHUTOUTS, SEASON	28 - West Michigan, (136 games), 2017.
FEWEST SHUTOUTS, SEASON	1 - Kokomo (125 games), 1959. Clinton (123 games), 1968.
FEWEST HOME RUNS ALLOWED, SEASON	26 - Clinton (129 games), 1975.
MOST HOME RUNS ALLOWED, SEASON	145 - Cedar Rapids (138 games), 1997.
FEWEST HIT BATSMEN, SEASON	15 - Quad Cities (125 games), 1975.
MOST HIT BATSMEN, SEASON	124 - Michigan (137 games), 2001.
FEWEST WILD PITCHES, SEASON	29 - Quad Cities (125 games), 1975.
MOST WILD PITCHES, SEASON	181 - Dayton, 2016.
MOST BALKS, SEASON	68 - Peoria (140 games), 1988.
FEWEST BALKS, SEASON	0 - Keokuk (123 games), 1958. Appleton (125 games), 1969.

MISCELLANEOUS CLUB RECORDS

(BASED ON 9 INNING GAMES)

HIGHEST WON-LOST PERCENTAGE, OVERALL LEADER	.727 - Waterloo (Won 93 Lost 35), 1975.
LOWEST WON-LOST PERCENTAGE, OVERALL LEADER	.569 - Kane County (Won 78 Lost 59), 1999.
LOWEST WON-LOST PERCENTAGE, SEASON	.282 - Mattoon (Won 35 Lost 89), 1952.
MOST CONSECUTIVE GAMES WON, SEASON	17 - Cedar Rapids, July 3 thru July 19, 1965.
MOST CONSECUTIVE GAMES LOST, SEASON	15 - Clinton, May 11 - May 25, 1958. Cedar Rapids, July 25 - August 9, 1975. Kenosha, August 14 - August 27, 1986. Clinton, May 28 - June 14, 2015.
CONSECUTIVE SHUTOUTS, OPPOSITION	4 - Appleton, August 23-24-25-26, 1972. Clinton, August 10-10-11-12, 1979.
CONSECUTIVE TIMES BEING SHUTOUT	4 - Danville, July 16-17-20-20, 1972.
LONGEST GAME INNINGS	25 - Clinton at Waterloo, July 6, 1989.
MOST INNINGS, PLAYOFFS	18 - Lake County vs. Clinton, September 16, 2010.

TRIPLE CROWN WINNERS

Elmore "Moe" Hill

Wisconsin Rapids, 1974

.339 Batting Average, 32 Home Runs, 113 Runs Batted In

Joseph "Joey" Meyer

Beloit, 1984

.320 Batting Average, 30 Home Runs, 102 Runs Batted In



BATTING CHAMPIONS

YEAR	PLAYER & CLUB	PCT	YEAR	PLAYER & CLUB	PCT
1947	William Klaus, Centralia	.341	1948	Richard Martz, Marion	.361
1949	Malcolm Mick, Belleville	.354	1950	James Belz, W. Frankfort	.349
1951	Clinton McCord, Paris	.363	1952	Clinton McCord, Paris	.392
1953	Robert Schmidt, Mt. Vernon	.358	1954	John Lucadello, Decatur	.362
1955	Orlando Cepeda, Kokomo	.393	1956	Grover Jones, Dubuque	.409
1957	H. Thomas Davis, Kokomo	.357	1958	Louis Johnson, Paris	.336
1959	Donald Branson, Keokuk	.324	1960	Julio Linares, Quincy	.324
1961	Antonio Martinez, Quincy	.368	1962	Anthony Torchia, Keokuk	.338
1963	Tommie Reynolds, Burlington	.332	1964	David May, Fox Cities	.368
1965	Daniel DiPace, Wisconsin Rapids	.333	1966	Grover Jones, Fox Cities	.353
1967	Charles Manuel, Wisconsin Rapids	.313	1968	George Hendrick, Burlington	.327
1969	Theodore Parks, Waterloo	.307	1970	Cecil Cooper, Danville	.336
1971	Randolph Crews, Quincy	.323	1972	Duane Espy, Danville	.340
1973	Gerald Remy, Quad Cities	.335	1974	Elmore Hill, Wisconsin Rapids	.339
1975	Pedro Guerrero, Danville	.345	1976	Donald Pisker, Dubuque	.345
1977	Elmer Cardwell, Wausau	.332	1978	Bobby Smith, Burlington	.336
1979	Mitchell Webster, Clinton	.326	1980	Von Hayes, Waterloo	.329
1981	Edwin Saavedra, Waterloo	.336	1982	Richard Schofield, Danville	.360
1983	Javier Ortiz, Burlington	.352	1984	Joe Meyer, Beloit	.320
1985	Henry McCulla, Springfield	.317	1986	Mark Grace, Peoria	.342
1987	Walter Hale, Kenosha	.345	1988	J. Ruben Gonzalez, Wausau	.314
1989	Adam Casillas, Cedar Rapids	.321	1990	Scott Cepicky, South Bend	.312
1991	Midre Cummings, Kenosha	.322	1992	Orlando Palmeiro, Quad Cities	.317
1993	Homer Bush, Waterloo	.322	1994	Carlos Mendez, Rockford	.355
1995	Demond Smith, C. Rpd-W.MI.	.338	1996	Kerry Robinson, Peoria	.359
1997	Robert Fick, West Michigan	.341	1998	Pablo Ozuna, Peoria	.357
1999	Carlos Urquiola, South Bend	.362	2000	Ryan Gripp, Lansing	.333
2001	Jason Bay, Clinton	.362	2002	Jason Stokes, Kane County	.341
2003	Alberto Callaspo, Cedar Rapids	.327	2004	Brendan Ryan, Peoria	.322
2005	Eric Patterson, Peoria	.333	2006	Erik Lis, Beloit	.326
2007	Gerardo Parra, South Bend	.320	2008	Ben Revere, Beloit	.375
2009	Alexia Amarista, Cedar Rapids	.319	2010	Mike Trout, Cedar Rapids	.362
2011	Oscar Taveras, Quad Cities	.351	2012	Yeison Asencio, Fort Wayne	.323
2013	Andrew Toles, Bowling Green	.326	2014	Wynton Bernard, West Michigan	.323
2015	Ildemaro Vargas, Kane County	.321	2016	Luis Arraez, Cedar Rapids	.347
2017	Bo Bichette, Lansing	.316	2018	Elehuris Montero, Peoria	.322
2019	Otto Lopez, Lansing	.324			

HOME RUN KINGS

YEAR	PLAYER & CLUB	HR	YEAR	PLAYER & CLUB	HR
1947	Eldon Repulski, West Frankfort	10	1948	Paul Deters, Marion	8
1949	Arthur Oliver, Paducah	17	1950	Kenneth Dickens, Vincennes	21
1951	Lewis Bekeza, Centralia	16	1952	James Zapp, Paris	20
	Clinton McCord, Paris	16	1953	Kenneth Payne, Paris	16
1954	J. C. Dunn, Hannibal	26	1955	Walter Dixon, Kokomo	24
1956	Carroll Gholson, Paris	30	1957	Donald Gordon, Dubuque	22
1958	Gustave Sancimino, Kokomo	29	1959	Dale Reichert, Kokomo	30
1960	Arthur Blunt, Dubuque	26	1961	Robert Lawrence, Waterloo	30
1962	John Price, Decatur	27	1963	Lincoln Curtis, Cedar Rapids	28
1964	Rene Lachemann, Burlington	24	1965	D.Randall Schwartz, Burlington	29
1966	Graig Nettles, Wisconsin Rapids	28	1967	James Williams, Quincy	17
1968	Robert Skidmore, Decatur	27	1969	Chris Barkulis, Quincy	18
1970	Roger Cain, Burlington	23		Robert Wissler, Wisconsin Rpd	18
1971	J. Gorman Thomas, Danville	31	1972	Lamar Johnson, Appleton	20
1973	Randy Bass, Wisconsin Rapids	21	1974	Elmore Hill, Wisconsin Rapids	32
1975	Elmore Hill, Wisconsin Rapids	31	1976	Elmore Hill, Wisconsin Rapids	30
1977	Elmore Hill, Wisconsin Rapids	41	1978	William Foley, Burlington	34
1979	Thomas Anderson, Waterloo	30	1980	Gary Gaetti, Wisconsin Rapids	22
1981	Glen Walker, Wausau	35	1982	Jeffrey Jones, Cedar Rapids	42
1983	Dave Heath, Peoria	27	1984	Joe Meyer, Beloit	30
1985	Bernardo Brito, Waterloo	29	1986	Luis Medina, Waterloo	35
1987	Gregory Vaughn, Beloit	33	1988	Brian Hunter, Burlington	22
1989	Tom Redington, Burlington	17		Steven Davis, Cedar Rapids	22
1990	Fred Cooley, Madison	22	1991	Paul Russo, Kenosha	20
1992	Steve Gibraltar, Cedar Rapids	19	1993	Joseph Biasucci, Springfield	26
1994	Matthew Raleigh, Burlington	34	1995	Jesus Ibarra, Burlington	34
1996	Larry Barnes, Cedar Rapids	27	1997	Joseph Freitas, Peoria	33
1998	Larry Jacobsen, Beloit	27	1999	Aaron McNeal, Michigan	38
2000	Austin Kearns, Dayton	27	2001	Samone Peters, Dayton	28
2002	Jason Stokes, Kane County	27	2003	Jayson Drobiak, Battle Creek	30
2004	Brian Dopirak, Lansing	39	2005	Ryan Harvey, Peoria	24
2006	Jordan Renz, Cedar Rapids	24	2007	Juan Francisco, Dayton	25
2008	Mike Moustakas, Burlington	22	2009	Kyle Russell, Great Lakes	26
2010	Nick Franklin, Clinton	23	2011	Yazy Arbelo, South Bend	31
2012	Miguel Sano, Beloit	28	2013	Adam Brett Walker II, Cedar Rapids	27
2014	Clint Coulter, Wisconsin	22	2015	Bobby Bradley, Lake County	27
	Daniel Palka, South Bend	22	2016	Isan Diaz, Wisconsin	20
	Nellie Rodriguez, Lake County	22	2017	Emmanuel Tapia, Lake County	29
2018	Will Benson, Lake County	22	2019	Griffin Conine, Lansing	22

RUNS BATTED IN LEADERS

YEAR	PLAYER & CLUB	RBI	YEAR	PLAYER & CLUB	RBI
1947	William Klaus, Centralia	84	1948	Frank Porreca, West Frankfort	94
1949	Richard Martz, Paducah	100	1950	Lewis Bekeza, Centralia	120
1951	James Given, Mt. Vernon	119	1952	James Zapp, Paris	136
1953	James Freeman, Decatur	106	1954	Joseph Schmidt, Paris	125
1955	James Lynn, Dubuque	121	1956	Grover Jones, Dubuque	120
1957	Donald Gordon, Dubuque	116	1958	Fred Whitfield, Keokuk	118
1959	Dale Reichert, Kokomo	116	1960	Arthur Blunt, Dubuque	92
1961	Robert Lawrence, Waterloo	127	1962	Anthony Torchia, Keokuk	94
1963	Tommie Reynolds, Burlington	88	1964	Clarence Stanley, Decatur	93
	Anthony Horton, Waterloo	88	1965	John Oster, Wisconsin Rapids	94
1966	Grover Jones, Fox Cities	80	1967	Charles Manuel, WI Rapids	70
1968	Robert Skidmore, Decatur	94		James Williams, Quincy	70
1969	William Parker, Quad Cities	67	1970	Joseph Bowen, Danville	83
	Nick Van Lue, Waterloo	67	1971	Lamar Johnson, Appleton	97
1972	Lamar Johnson, Appleton	89	1973	Chester Lemon, Burlington	88
1974	Elmore Hill, Wisconsin Rapids	113	1975	Willie Aikens, Quad Cities	91
1976	Elmore Hill, Wisconsin Rapids	103	1977	Elmore Hill, Wisconsin Rapids	112
1978	Brian Harper, Quad Cities	101	1979	David Stockstill, Wausau	101
1980	Gregory Walker, Appleton	98	1981	Glen Walker, Wausau	111
1982	Alan Hunsinger, Springfield	102	1983	Curt Ford, Springfield	91
1984	Joe Meyer, Beloit	102	1985	James Winters, Appleton	91
1986	Luis Medina, Waterloo	110	1987	Todd Zeile, Springfield	106
1988	Reginald Jefferson, Cedar Rpds	90	1989	Terrel Hansen, Rockford	81
1990	John Byington, Beloit	89		Cesar Bernhardt, South Bend	81
1991	Paul Russo, Kenosha	100	1992	Steve Gibraltar, Cedar Rapids	99
1993	Charles Johnson, Kane County	94	1994	William McMillon, Kane County	101
1995	Nilson Robledo, South Bend	108	1996	Larry Barnes, Cedar Rapids	112
1997	Darron Ingram, Burlington	97	1998	Larry Jacobsen, Beloit	100
1999	Aaron McNeal, Michigan	131	2000	Austin Kearns, Lansing	104
2001	Wily Mo Pena, Dayton	113		Jason Lane, Michigan	104
2002	Juan Tejada, West Michigan	106	2003	Prince Fielder, Beloit	112
2004	Vinny Rottino, Beloit	124	2005	David Winfree, Beloit	101
2006	Jeffrey Baisley, Kane County	110	2007	Travis Snider, Lansing	93
2008	Mitchell Moreland, Clinton	99	2009	Kyle Russell, Great Lakes	102
2010	Matthew Adams, Quad Cities	88	2011	Richard Jones, Peoria	98
2012	Miguel Sano, Beloit	100	2013	Adam Brett Walker II, Cedar Rapids	109
2014	Fernando Perez, Fort Wayne	95	2015	Bobby Bradley, Lake County	92
2016	Zander Wiel, Cedar Rapids	86	2017	Jesus Sanchez, Bowling Green	82
2018	2018 Moises Gomez, Bowling Green	82	2019	Brady Whalen, Peoria	81

THE GREATEST COMBACK

On May 7, 2014 at Community Field in Burlington, Iowa, the Clinton Lumber Kings pulled off what is believed to be the biggest comeback in Minor League Baseball history. The Burlington Bees led the Lumber Kings 17-1 at the end of five innings. Clinton scored six runs in the sixth and added five more in the eighth to pull to within five at 17-12. The Lumber Kings then scored once in the ninth and loaded the bases with one out when Marcus Littlewood connected on a grand slam home run to tie the game at 17-17. The game eventually went to extra innings. In the top of the 12th, Clinton broke the tie with three more runs and held on to win 20-17, overcoming a 16-run deficit.



CLUB BATTING AVERAGE LEADERS

(*) Led the League

CLUB	PLAYER	YEAR	PCT.	CLUB	PLAYER	YEAR	PCT.
Appleton	*David May	1964	.368	Lansing	Tony Miranda	1997	.341
Battle Creek	Jayson Drobiak	2003	.293	Madison	Thomas Romano	1982	.340
Belleville	*Malcolm Mick	1949	.354	Marion	*Richard Martz	1948	.361
Beloit	Ben Revere	2008	.375	Mattoon	Eddie Logan	1956	.384
Bowling Green	Andrew Toles	2013	.326	Michigan	Shea Hillenbrand	1998	.349
Burlington	*Javier Ortiz	1983	.352	Michigan City	Rick Joseph	1959	.320
Canton	Edward Gilde	1952	.303	Mt. Vernon	*Bob Schmidt	1953	.358
	Joseph Henry	1952	.303	Paducah	James Frey	1950	.325
Cedar Rapids	*Mike Trout	2010	.362	Paris	*Clinton McCord	1952	.392
Centralia	*William Klaus	1947	.341	Peoria	*Kerry Robinson	1996	.359
Clinton	Jason Bay	2001	.362	Quad Cities	*Oscar Taveras	2011	.351
Danville	Everette Hall	1951	.361	Quincy	Tony Martinez	1961	.368
Dayton	Tonys Gutierrez	2005	.324	Rockford	*Carlos Mendez	1994	.355
Decatur	*John Lucadello	1954	.362	South Bend	*Carlos Urquiola	1999	.362
Dubuque	*Grover Jones	1956	.409	Springfield	Bob Houseman	1950	.329
Fort Wayne	Sean Burroughs	1999	.359	Southwest Mich.	John Jaso	2005	.307
Great Lakes	Brian Cavazos-Galvez	2010	.318	Vincennes	Roy Hawes	1950	.328
Hannibal	J. C. Dunn	1954	.332	Waterloo	Martin Toft	1959	.331
Kane County	*Jason Stokes	2002	.341	Wausau	R. Donnell Nixon	1982	.338
Kenosha	*Walter Hale	1987	.345	West Frankfort	James Belz	1950	.349
Keokuk	*Anthony Torchia	1962	.338	West Michigan	*Robert Fick	1997	.341
Kokomo	*Orlando Cepeda	1955	.393	Wisconsin	Brian Robinson	1999	.329
Lafayette	Nick Hopkins	1956	.323	Wisconsin Rapids	Patrick Kelly	1964	.357
Lake County	Jordan Smith	2012	.316				

CLUB BATTING LEADERS

HOME RUNS

(*) Led League

CLUB	PLAYER	YEAR	HR	CLUB	PLAYER	YEAR	HR
Appleton	*Lamar Johnson	1972	26	Madison	Thomas Romano	1982	26
Battle Creek	*Jayson Drobiak	2003	30	Marion	*Paul Deters	1948	8
Belleville	Ken Dickens	1949	7	Mattoon	Dave Gottschalk	1956	19
Beloit	*Gregory Vaughn	1987	33		Charles Randall	1956	19
Bowling Green	Derek Dietrich	2011	22	Michigan	*Aaron McNeal	1999	38
Burlington	William Foley	1978	34	Michigan City	John Orsino	1957	20
	*Matthew Raleigh	1994	34	Mt. Vernon	John Klingert	1954	15
	*Jesus Ibarra	1995	34	Paducah	*Arthur Oliver	1949	17
Canton	John Finigan	1952	3	Peoria	*Joseph Freitas	1997	33
Cedar Rapids	*Jeffrey Jones	1982	42	Quad Cities	Brian Harper	1978	24
Centralia	Lewis Bekeza	1950	17	Quincy	Chris Ward	1971	22
Clinton	*Nick Franklin	2010	23	Rockford	Salvatore Fasano	1994	25
Danville	*J. Gorman Thomas	1971	31	South Bend	*Yazy Arbelo	2011	31
Dayton	*Samone Peters	2001	28	Springfield	*Joseph Biasucci	1993	26
Decatur	*Robert Skidmore	1968	27	Vincennes	*Ken Dickens	1950	21
Dubuque	Grover Jones	1956	26	Waterloo	*Luis Medina	1986	35
	*Arthur Blunt	1960	26	Wausau	David Stockstill	1979	27
Fort Wayne	Fernando Tatis, Jr.	2017	21	West Frankfort	Glenn Hall	1949	14
Great Lakes	*Kyle Russell	2009	26	West Michigan	Lance Durham	2013	17
Hannibal	*J. C. Dunn	1954	26	Wisconsin	Khris Davis	2010	22
Kane County	*Jason Stokes	2002	27		Victor Roache	2013	22
Kenosha	Derek Parks	1987	24		Clint Coulter	2014	22
Keokuk	Fred Whitfield	1958	23	Wisconsin Rapids	*Elmore Hill	1977	41
Kokomo	*Dale Reichert	1959	30				
Lafayette	Bob Zuccarini	1955	14				
Lake County	Emmanuel Tapia	2017	29				
Lansing	Brian Dopirak	2004	39				

(continued next on page)

CLUB BATTING LEADERS

CONTINUED

RUNS BATTED IN

(*) Led League

CLUB	PLAYER	YEAR	RBI	CLUB	PLAYER	YEAR	RBI
Appleton	*Gregory Walker	1980	98	Lansing	Travis Snider	2007	93
Battle Creek	Jayson Drobiak	2003	86	Madison	Tony Arias	1986	103
Belleville	Harry Taylor	1949	83	Marion	Paul Deters	1948	65
Beloit	Vinny Rottino	2004	124	Mattoon	Walt Dunkovich	1950	101
Bowling Green	Philip Wunderlich	2011	86		Nate Dickerson	1956	101
Burlington	Donnie Murphy	2003	98	Michigan	*Aaron McNeal	1999	131
Canton	Edward Gilde	1952	70	Michigan City	Manuel Mota	1957	91
Cedar Rapids	*Larry Barnes	1996	112	Mt. Vernon	*James Given	1951	119
Centralia	*Lewis Bekeza	1950	120	Paducah	*Richard Martz	1949	100
Clinton	Stan Wentzel	1956	116	Paris	*James Zapp	1952	136
Danville	Leon Wagner	1954	113	Peoria	Victor Garcia	1987	104
Dayton	*Wily Mo Pena	2001	113	Quad Cities	Michael Restovich	1999	107
Decatur	*James Freeman	1953	106	Quincy	James Lang	1963	83
Dubuque	*James Lynn	1955	121	Rockford	Terry Joseph	1996	94
Fort Wayne	Fernando Perez	2014	95	South Bend	Nilson Robledo	1995	108
Great Lakes	*Kyle Russell	2009	102	Springfield	*Todd Zeile	1987	106
Hannibal	J. C. Dunn	1954	103	Vincennes	Ken Dickens	1950	97
Kane County	Jeffrey Baisley	2006	110	Waterloo	*Robert Lawrence	1961	127
Kenosha	Paul Russo	1991	100	Wausau	Glen Walker	1981	111
Keokuk	*Fred Whitfield	1958	118	West Frankfort	Harold Pinson	1950	105
Kokomo	*Dale Reichert	1959	116	West Michigan	*Juan Tejada	2002	106
Lafayette	John Liprando	1956	80	Wisconsin	Juan Silvestre	1999	107
Lake County	Bobby Bradley	2015	92	Wisconsin Rapids	*Elmore Hill	1974	113

EARNED RUN AVERAGE LEADERS

YEAR	PITCHER, CLUB	ERA	YEAR	PITCHER, CLUB	ERA
1947	Kenneth Wild, West Frankfort	1.73	1948	Floyd Melliore, West Frankfort	1.77
1949	Dick Loeser, West Frankfort	2.22	1950	Eugene Pisarski, Centralia	2.06
1951	Lee Tunnison, Centralia	3.12	1952	Kenneth Gohn, Danville	1.58
1953	William Bright, Mattoon	2.51	1954	John Bumgarner, Decatur	2.67
1955	David Wegerek, Lafayette	2.59	1956	Charles Alsop, Michigan City	2.64
1957	Richard Lines, Clinton	1.80	1958	Juan Marichal, Michigan City	1.87
1959	Galen Cisco, Waterloo	2.23	1960	Thomas Haake, Dubuque	2.52
1961	Dennis Ribant, Quad Cities	1.86	1962	Anthony Komisar, Cedar Rapids	2.10
1963	Jerome Rozmus, Clinton	1.44	1964	Michael Carubia, Quad Cities	1.69
1965	Tony Pierce, Burlington	1.84	1966	Vernon Geishert, Quad Cities	1.13
1967	Robert DeLong, Decatur	1.97	1968	Steven Sibley, Decatur	2.01
1969	Donald Eddy, Appleton	1.81	1970	J. Douglas Bird, Waterloo	1.84
1971	Richard Gossage, Appleton	1.83	1972	Fred Bruntrager, Clinton	1.67
1973	Gerald Tyler, Clinton	2.17	1974	Luis Sanchez, Cedar Rapids	1.59
1975	David Aloï, Dubuque	1.69	1976	Ronald Hodges, Cedar Rapids	1.24
1977	Phillip Nastu, Cedar Rapids	1.88	1978	Sam Spence, Waterloo	2.38
1979	Douglas Jones, Burlington	1.75	1980	Bengie Biggus, Burlington	2.27
1981	Kenneth Pryce, Quad Cities	1.98	1982	Michael Tanzi, Appleton	2.22
1983	Barry Bass, Burlington	1.68	1984	Bruce Tanner, Appleton	1.96
1985	Keith Silver, Clinton	2.24	1986	Greg Simpson, Cedar Rapids	1.81
1987	Keith Brown, Cedar Rapids	1.59	1988	Mark Dewey, Clinton	1.43
1989	Jose Ventura, South Bend	1.57	1990	Alan Newman, Kenosha	1.64
1991	Salomon Torres, Clinton	1.41	1992	Robert Chouinard, Kane County	2.08
1993	LaTroy Hawkins, Fort Wayne	2.06	1994	William Cunnane, Kane County	1.43
1995	Cory Corrigan, Peoria	2.32	1996	Britt Reames, Peoria	1.90
1997	Craig Quintal, West Michigan	1.96	1998	Jason Childers, Beloit	1.92
1999	Robert Averette, Rockford	2.58	2000	Calvin Chipperfield, West Michigan	2.13
2001	Josh Hall, Dayton	2.65	2002	Dontrelle Willis, Kane County	1.83
2003	Jonathan Connolly, West Michigan	1.41	2004	Steven Bondurant, Kane County	2.08
2005	Andrew Sonnanstine, SW Mich	2.55	2006	Stephen Marek, Cedar Rapids	1.96
2007	Sean O'Sullivan, Cedar Rapids	2.22	2008	Jon Kibler, West Michigan	1.75
2009	Kenn Kasperek, Clinton	2.41	2010	Ian Krol, Kane County	2.65
2011	Greg Billo, Kane County	1.93	2012	Justin Nicolino, Lansing	2.46
2013	Zach Eflin, Fort Wayne	2.73	2014	Kevin Ziomek, West Michigan	2.27
2015	Matt Pearce, Peoria	2.43	2016	Evan Manarino, Beloit	2.15
2017	Clark Beeker, Cedar Rapids	2.03	2018	Mitchel Jordan, Beloit	2.67
2019	Josh Winder, Cedar Rapids	2.65			



YEARLY PITCHING LEADERS

CONTINUED

WON-LOST PERCENTAGE LEADERS

YEAR	PLAYER, CLUB	W	L	PCT.	YEAR	PLAYER, CLUB	W	L	PCT.
1947	Robert Freels, Belleville	19	2	.905	1948	Raymond Jankowski, W Frankfort	15	2	.882
1949	Dick Loeser, West Frankfort	12	2	.857	1950	Gene Pisarski, Centralia	22	3	.880
1951	Fred Williams, Paris	15	4	.789	1952	James Agnew, Danville	16	2	.889
1953	Michael Rolla, Mt. Vernon	14	3	.824	1954	David Jimenez, Clinton	20	6	.769
1955	Glen Rosenbaum, Dubuque	15	3	.833	1956	Charles Smith, Lafayette	21	4	.840
1957	Edwin Picker, Kokomo	16	3	.842	1958	Scott Breeden, Kokomo	17	5	.773
1959	Dan Wooden, Waterloo	15	6	.714	1960	Thomas Haake, Dubuque	19	3	.864
1961	Dennis Ribant, Quad Cities	17	2	.895	1962	Myrle Calmus, Keokuk	13	2	.867
1963	Paul Lindblad, Burlington	10	2	.833	1964	Timmy Sommer, Fox Cities	13	2	.867
1965	Raul Medrano, Burlington	12	1	.923	1966	Fred Rath, Fox Cities	17	3	.850
1967	Orville Hollrah, Appleton	11	2	.846	1968	Dennis Leathers, Decatur	9	3	.750
1969	Donald Eddy, Appleton	18	3	.857	1970	John Conzatti, Clinton	12	4	.750
	Brian Nelson, Quincy	12	2	.857		Arnold Johannes, Wis.Rapids	12	4	.750
1971	Richard Gossage, Appleton	18	2	.900	1972	Carl Austerman, Danville	16	5	.762
1973	William Castro, Danville	11	4	.733	1974	Willie Clark, Waterloo	11	2	.846
	Michael Weiss, Quincy	11	4	.733					
1975	Gary Williams, Waterloo	12	2	.857	1976	Ronald Hodges, Cedar Rapids	14	2	.875
						David Steck, Quad Cities	14	2	.875
1977	David Stewart, Clinton	17	4	.810	1978	Dewey Hoyt, Appleton	18	4	.818
1979	John Walters, Waterloo	11	2	.846	1980	Carlos Gil, Quad Cities	15	2	.882
1981	D. Matthews Bullinger, Waterloo	11	2	.846	1982	Mark Grant, Clinton	16	5	.762
1983	Alformia Jones, Appleton	11	1	.917	1984	Kurt Walker, Appleton	9	1	.900
1985	Edwin Correa, Appleton	13	3	.813	1986	Steve Peters, Springfield	10	1	.909
	Daniel Scarpetta, Beloit	13	3	.813					
1987	Bryan Hickerson, Clinton	11	0	1.000	1988	Floyd Henry, Cedar Rapids	16	2	.889
1989	Sam Chavez, South Bend	15	3	.833	1990	Darin Kracl, Madison	10	2	.833
						Joseph Logan, Rockford	10	2	.833
1991	Ranbir Grewal, Rockford	11	2	.846	1992	Kevin Kloek, Beloit	10	1	.909
1993	Ugueth Urbina, Burlington	10	1	.909	1994	Brian O'Brien, Fort Wayne	11	2	.846
1995	Jeffrey D'Amico, Beloit	13	3	.813	1996	Michael Fieldbinder, Beloit	9	2	.818
1997	David Borkowski, W. Michigan	15	3	.833					
	Clayton Bruner, West Michigan	15	3	.833					
1999	Christopher Mears, Wisconsin	10	1	.909	1998	Douglas Johnston, Beloit	8	2	.800
					2000	Matthew Childers, Beloit	8	2	.800
2001	Ramon Castillo, Kane County	11	2	.846		Calvin Chipperfield, W. Mich	12	3	.800
					2002	Tyler Johnson, Peoria	15	3	.833
2003	Dennis Sarfate, Beloit	12	2	.857		Dontrelle Willis, Kane County	10	2	.833
2005	Andrew Sonnanstine, SW Mich	10	4	.714	2004	Danny Muegge, South Bend	14	4	.778
2007	Duane Below, West Michigan	13	5	.722	2006	Stephen Marek, Cedar Rapids	10	2	.833
	Rafael Gonzalez, Dayton	13	5	.722	2008	Alfredo Figaro, West Michigan	12	2	.857
2009	Jon Michael Redding, Great Lakes	16	3	.842					
2011	Keyvius Sampson, Fort Wayne	12	3	.800	2010	Erasmus Ramirez, Clinton	10	4	.714
2013	Geoff Brown, Great Lakes	12	1	.923	2012	Anthony DeSclafani, Lansing	11	3	.786
2015	Austin Gomber, Peoria	15	3	.833	2014	Austin Kubitzka, West Michigan	10	2	.833
2017	Clark Becker, Cedar Rapids	11	3	.786	2016	Ryan Borucki, Lansing	10	4	.714
2019	Josh Winder, Cedar Rapids	7	2	.778	2018	Tommy Romero, Bowling Green	11	4	.733

STRIKEOUT LEADERS

YEAR	PITCHER, CLUB	ERA	YEAR	PITCHER, CLUB	ERA
1947	Donald Liddle, Mt. Vernon	190	1948	Michael Blyzka, Belleville	192
1949	Joseph Mattis, Mattoon	166	1950	William Ecklund, Centralia	174
1951	Lee Tunnison, Centralia	170	1952	Amacio Ferro, Hannibal	183
1953	Dennis Hamilton, Mattoon	195	1954	David Jimenez, Clinton	249
1955	Benjamin Rich, Clinton	199	1956	Charles Smith, Lafayette	263
1957	Harold Morris, Mattoon	202	1958	Harold Kolstad, Waterloo	250
1959	Joel McDaniel, Decatur	212	1960	Robert Sprout, Decatur	264
1961	David Busby, Waterloo	237	1962	Barry Shellenberger, Waterloo	226
1963	Nicholas DeMatteis, Decatur	237	1964	Joseph McKirahan, Decatur	208
1965	Danny Morris, Wisconsin Rapids	274	1966	Michael Abarbanel, Fox Cities	206
1967	Robert DeLong, Decatur	191	1968	Vida Blue, Burlington	231
1969	C. Barth Johnson, Appleton	200	1970	Steve Hardin, Wisconsin Rapids	161
1971	John D'Acquisto, Decatur	244	1972	Mark Littell, Waterloo	199
1973	Gerald Tyler, Clinton	168	1974	D. Lafayette Currence, Danville	184
1975	Mitchell Bobinger, Danville	201	1976	Theodore Barnicle, Cedar Rapids	160
1977	T. Joel Crisler, Quad Cities	155	1978	Bradley Havens, Quad Cities	197
1979	Thomas Owens, Wausau	136	1980	Scott Garrelts, Clinton	159
1981	Edwin Nunez, Wausau	205	1982	Mark Grant, Clinton	243
1983	Rich DeVincenzo, Appleton	193	1984	Mark Ciardi, Beloit	166
1985	Alan Sontag, Kenosha	213	1986	Steve Gasser, Kenosha	225
1987	Paul McClellan, Clinton	209	1988	Tom Gordon, Appleton	172
1989	Glenn Carter, Quad Cities	190	1990	Filiberto Martinez, Quad Cities	195
1991	Salomon Torres, Clinton	214	1992	Gabriel White, Rockford	176
1993	LaTroy Hawkins, Fort Wayne	179	1994	William Wagner, Quad Cities	204
1995	Charles Smith, South Bend	145	1996	Britt Reames, Peoria	167
1997	Ramon Ortiz, Cedar Rapids	225	1998	Alan Webb, West Michigan	202
1999	Juan Rincon, Quad Cities	153	2000	Jacob Peavy, Fort Wayne	164
2001	Clint Nageotte, Wisconsin	187	2002	Joseph Durban, Quad Cities	163
2003	Joseph Blanton, Kane County	144	2004	Brad Knox, Kane County	174
2005	Eric Hurley, Clinton	152	2006	Jacob McGee, SW Michigan	171
2007	Duane Below, West Michigan	160	2008	David Bromberg, Beloit	177
2009	Simon Castro, Fort Wayne	157	2010	Josh Wall, Great Lakes	151
2011	Josh Smith, Dayton	166	2012	Drew Granier, Burlington	167
2013	Ismael Guillon, Dayton	134	2014	Kyle Lloyd, Fort Wayne	155
2015	Austin Gomber, Peoria	140	2016	Angel Perdomo, Lansing	156
2017	Scott Moss, Dayton	156	2018	Packy Naughton, Dayton	137
2019	Aiden McIntyre, Beloit	150			

CLUB WON-LOSS PERCENTAGE

(Minimum 10 decisions) - (*) Led League

CLUB	PLAYER, YEAR	W	L	PCT.	CLUB	PLAYER, YEAR	W	L	PCT.
Appleton	*Alfornia Jones, 1983	11	1	.917	Madison	Phil Cundari, 1986	8	2	.800
Battle Creek	Mike Gallo, 2001	9	2	.818	Marion	Edward Schanz, 1947	15	7	.682
Belleville	*Robert Freels, 1947	19	2	.905	Mattoon	William Johay, 1955	11	3	.786
Beloit	*Kevin Kloek, 1992	10	1	.909	Michigan	Roy Oswalt, 1999	13	4	.765
Bowling Green	Dylan Floro, 2013	9	2	.818	Michigan City	Juan Marichal, 1958	21	8	.724
Burlington	*Raul Medrano, 1965	12	1	.923	Mt. Vernon	*Mike Rolla, 1953	14	3	.824
Canton	McPherson Crum, 1952	12	9	.571	Paducah	Barry Dosser, 1950	20	7	.741
Cedar Rapids	*Ronald A. Hodges, 1976	14	2	.875	Peoria	Marty Reed, 1984	10	2	.833
Centralia	*Gene Pisarski, 1950	22	3	.880		*Tyler Johnson, 2002	15	3	.833
Clinton	*Bryan Hickerson, 1987	11	0	1.000	Quad Cities	*Dennis Ribant, 1961	17	2	.895
Danville	*James Agnew, 1952	16	2	.889	Quincy	Paul Reuschel, 1969	11	3	.786
Dayton	Jeremy Horst, 2008	8	2	.800	Rockford	*Ranbir Grewal, 1991	11	2	.846
Decatur	*Michael Wysocki, 1967	10	2	.833	South Bend	*Sam Chavez, 1989	15	3	.833
Dubuque	*Thomas Haake, 1960	19	3	.864	Springfield	Steve Peters, 1986	10	1	.909
Hannibal	Armando Diaz, 1952	19	5	.792	Vincennes	William Spinks, 1950	11	9	.550
Fort Wayne	*Brian O'Brien, 1994	11	2	.846	Waterloo	*Gary G. Williams, 1975	12	2	.857
Great Lakes	Geoff Brown, 2013	12	1	.923	Wausau	Edwin Nunez, 1981	16	3	.842
Kane County	Vic Darensbourg, 1993	9	1	.900	W. Frankfort	*Raymond Jankowski, 1948	15	2	.882
Kenosha	John Dodd, 1985	8	2	.800	West Michigan	Jonathan Connolly, 2003	16	3	.892
Keokuk	*Myrle Calmus, 1962	13	2	.867	Wisconsin	*Christopher Mears, 1999	10	1	.909
Kokomo	*Edwin Picker, 1957	16	3	.842	WI Rapids	John Minarcin, 1978	10	2	.833
Lafayette	Charles Smith, 1956	21	4	.840					
Lake County	Matt Packer, 2010	8	5	.615					
Lansing	Chris Reddout, 2007	9	1	.900					



CLUB PITCHING LEADERS

EARNED RUN AVERAGE

CLUB	PITCHER & YEAR	ERA
Appleton	*Donald Eddy, 1969	1.81
Battle Creek	Jose Garcia, 2003	2.64
Belleville	Robert Freels, 1947	2.15
Beloit	*Jason Childers, 1998	1.92
Bowling Green	Roberto Gomez, 2012	2.48
Burlington	*Barry Bass, 1983	1.68
Canton	Harvey Nolan, 1952	3.10
Centralia	*Gene Pisarski, 1950	2.06
Cedar Rapids	*Ronald Hodges, 1976	1.24
Clinton	*Salomon Torres, 1991	1.41
Danville	*Kenneth Gohn, 1952	1.58
Dayton	Zach Ward, 2006	2.29
Decatur	Nick DeMatteis, 1963	1.95
Dubuque	*David Aloji, 1975	1.69
Fort Wayne	*LaTroy Hawkins, 1993	2.06
Great Lakes	Garrett Gould, 2011	2.40
Hannibal	Alfred Budds, 1952	2.79
Kane County	*William Cunnane, 1994	1.43
Kenosha	Alan Newman, 1990	1.64
Keokuk	Robert Angel, 1958	2.25
Kokomo	Edwin Picker, 1957	1.86
Lafayette	*David Wegerek, 1955	2.59
Lake County	Giovanni Soto, 2010	2.93
Lansing	Ryan Borucki, 2016	2.41
Madison	Tony Ariola, 1989	1.86
Marion	Edward Schanz, 1947	2.25
Mattoon	Charles Hawley, 1948	1.80
Michigan	Michael Burns, 2002	2.49
Michigan City	*Juan Marichal, 1958	1.87
Mt. Vernon	Donald Liddle, 1947	1.92
Paducah	Barry Dossier, 1950	2.68
Paris	Joe Schaffernoth, 1956	2.72
Peoria	Gregory Kallevig, 1988	1.44
Quad Cities	Vernon Geishert, 1966	1.13
Quincy	Bob Terlecki, 1965	2.40
Rockford	Kenneth Ray, 1994	1.82
South Bend	*Jose Ventura, 1989	1.57
Springfield	Robert J. Faron, 1987	2.14
Vincennes	Edgar Rellebert, 1951	3.40
Waterloo	*J. Douglas Bird, 1970	1.84
Wausau	Edwin Nunez, 1981	2.47
West Frankfort	*Kenneth Wild, 1947	1.73
West Michigan	Jonathan Connolly, 2003	1.41
Wisconsin	Thomas Fulmer, 2003	2.58
Wisconsin Rapids	Mike Van DeCastele, 1974	1.84

STRIKEOUTS

CLUB	PITCHER & YEAR	SO
Appleton	*Michael Abaranel, 1966	206
Battle Creek	Abel Gomez, 2004	149
Belleville	*Michael Blyzka, 1948	192
Beloit	Carl Moraw, 1986	181
Bowling Green	Enny Romero, 2011	140
Burlington	*Vida Blue, 1968	231
Canton	McPherson Crum, 1952	119
Cedar Rapids	*Ramon Ortiz, 1997	225
Centralia	Charles Hawley, 1947	180
Clinton	*David Jimenez, 1954	249
Danville	*Mitchell Bobinger, 1975	201
Dayton	Josh Smith, 2011	166
Decatur	*Robert Sprout, 1960	264
Dubuque	Thomas Kelly, 1963	226
Fort Wayne	*LaTroy Hawkins, 1993	179
Great Lakes	Josh Wall, 2010	151
Hannibal	Ronald Hagler, 1955	187
Kane County	Allan Burnett, 1998	186
Kenosha	Steve Gasser, 1986	225
Keokuk	John Hamilton, 1958	225
Kokomo	Emerson Unzicker, 1957	189
Lafayette	*Charles Smith, 1956	263
Lake County	Luis Lugo, 2014	146
Lansing	Aaron Krawiec, 2001	170
Madison	James Chenevey, 1988	167
Marion	Edward Schanz, 1947	153
Mattoon	Thomas Cronin, 1954	225
Michigan	Robert Welch, 1997	158
Michigan City	Juan Marichal, 1958	246
Mt. Vernon	*Donald Liddle, 1947	190
Paducah	Lee Westover, 1950	119
Paris	Harvey Branch, 1958	213
Peoria	Mike Sodders, 1989	177
Quad Cities	Thomas Newton, 1961	208
Quincy	James Ellis, 1965	214
Rockford	*Gabriel White, 1992	176
South Bend	Michael Sirotko, 1994	173
SW Michigan	Jacob McGee, 2006	171
Springfield	William Bivens, 1987	165
Vincennes	William Hobbs, 1950	102
Waterloo	*Harold Kolstad, 1958	250
Wausau	*Edwin Nunez, 1981	205
West Frankfort	Willis McDonald, 1948	175
West Michigan	Duane Below, 2007	160
Wisconsin	Clint Nageotte, 2001	187
Wisconsin Rapids	*Dan Morris, 1965	274

20 GAME WINNERS

PITCHER	CLUB	YEAR	WON	LOST	PCT
Floyd Melliore	West Frankfort	1948	21	4	.840
Gene Pisarski	Centralia	1950	22	3	.880
Kenneth Gohn	Danville	1952	22	5	.815
Arturo Miro	Clinton	1956	22	5	.815
John Bumgarner	Decatur	1954	22	8	.733
Joel McDaniel	Decatur	1959	22	9	.710
Charles Smith	Lafayette	1956	21	4	.840
Neil Maxa	Paris	1952	21	6	.778
Joe Schaffernoth	Paris	1956	21	6	.778
David Busby	Waterloo	1961	21	7	.750
Juan Marichal	Michigan City	1958	21	8	.724
Allen Evans	Kokomo	1955	21	10	.677
David Jimenez	Clinton	1954	20	6	.769
Barry Loeser	Paducah	1950	20	7	.741
Thomas Newton	Quad Cities	1961	20	7	.741
Lee Tunison	Centralia	1951	20	8	.714
David Hill	Mattoon	1950	20	10	.667
Emerson Unzicker	Kokomo	1957	20	11	.645
John Fritz	Quad Cities	1992	20	4	.833

NO-HIT GAMES

INCLUDING 7-INNING GAMES SINCE 1970

Eugene Pisarski, Centralia vs. West Frankfort, 6-0, July 8, 1950.
Edward Garrett, Decatur vs. Mt. Vernon, 5-1, May 31, 1952.
McPherson Crum, Canton vs. Hannibal, 3-0, June 12, 1952.
John Bumgarner, Decatur vs. Clinton, 1-0, July 28, 1954.
Lewis Glidwell, Dubuque vs. Kokomo, 5-0, August 14, 1956.
Kenneth Rollins, Paris vs. Michigan City, 12-0, August 18, 1957.
James Conrad, Dubuque vs. Clinton, 2-0, May 16, 1958.
Gerald Fields, Decatur vs. Clinton, 5-0, August 3, 1958.
Thomas Fisher, Clinton vs. Paris, 1-0, June 2, 1959.
Robert Sprout, Decatur vs. Waterloo, 3-0, August 18, 1960 (struck out 22).
Robert Miller, Dubuque vs. Quincy, 12-0, June 15, 1961.
Dennis Ribant, Quad Cities vs. Clinton, 1-0, July 2, 1961 - PERFECT GAME.
Vincent Scales, Quincy vs. Clinton, 2-0, May 6, 1962.
Pedro Tio, Burlington vs. Quad Cities, 13-0, June 4, 1962 (7 innings).
Anthony Komisar, Cedar Rapids vs. Clinton, 8-0, August 12, 1962.
Charles Ling, Burlington vs. Keokuk, 6-0, August 14, 1962.
Ollie Brown, Decatur vs. Wisconsin Rapids, 8-0, August 13, 1963.
Donald Pierce, Burlington vs. Fox Cities, 4-0, May 6, 1965.
Darrel Bunge, Waterloo vs. Wisconsin Rapids, 7-0, May 30, 1965.
George Bosworth, Burlington vs. Cedar Rapids, 3-0, June 29, 1965.
Vernon Geishert, Quad Cities vs. Fox Cities, 7-0, May 6, 1966.
Michael Abarbanel, Fox Cities vs. Wisconsin Rapids, 9-1, May 28, 1966.
Vida Blue, Burlington vs. Appleton, 4-0, June 19, 1968 (7 innings).
Charles Bowlby, Cedar Rapids vs. Decatur, 3-0, June 7, 1969 (G1) (10 innings).
John Conzatti, Clinton vs. Quad Cities, 2-0, August 7, 1970 (6 innings).
Isidro Monge, Quad Cities vs. Cedar Rapids, 6-0, May 4, 1971.
William Travers, Danville vs. Quad Cities, 16-1, May 30, 1971.
Dennis Yard, Danville vs. Quincy, 3-0, June 12, 1971 (7 innings).
Lawrence Bracco, Clinton vs. Waterloo, 0-1 (lost), May 3, 1972 (7 innings).
Douglas Capilla, Decatur vs. Appleton, 1-0, May 31, 1972 (7 innings).
R. Wayne McCauley, Appleton vs. Quincy, 2-0, June 15, 1972 (7 innings).
Frank Schuster, Wisconsin Rapids vs. Burlington, 2-0, June 25, 1972 (7 innings).
Dennis Leonard, Waterloo vs. Quincy, 3-0, July 15, 1972.
Gary Trumbauer, Cedar Rapids vs. Burlington, 1-0 (lost), August 2, 1972.
Thomas Bruno, Waterloo vs. Danville, 2-0, August 23, 1972 (7 innings).
Robert Dean/Paulo Deleon, Cedar Rapids vs. Danville, 6-0, July 25, 1973 (7 innings).
D. Jeffrey Little, Decatur vs. Dubuque, 1-0, June 12, 1974 (7 innings).
Lamar Wright, Quad Cities vs. Danville, 2-0, August 21, 1974 (7 innings).
T. Jared Garvin, Wisconsin Rapids vs. Waterloo, 2-0, August 22, 1974 (7 innings).
James Dorsey, Quad Cities vs. Clinton, 4-0, May 20, 1975 (7 innings).
Dean Olson, Wisconsin Rapids vs. Clinton, 6-0, June 30, 1975.
Abelino Pena, Burlington vs. Cedar Rapids, 2-0, July 20, 1975 (G2) (7 innings) PERFECT GAME.
Jose Alfaro, Dubuque vs. Cedar Rapids, 5-0, August 16, 1975.
Lawrence Monroe, Appleton vs. Cedar Rapids, 1-0, August 22, 1975 (7 innings).
Donald Mraz, Quad Cities vs. Wisconsin Rapids, 3-0, May 31, 1976 (7 innings).
Theodore Barnicle, Cedar Rapids, Cedar Rapids vs. Dubuque, 5-0, June 29, 1976.
Ralph Botting, Quad Cities vs. Wausau, 3-0, July 26, 1976 (7 innings).
T. Joel Crisler, Quad Cities vs. Wausau, 1-0, July 9, 1977 (7 innings).
Russell McDonald, Clinton vs. Wausau, 1-0, May 15, 1978 (7 innings).
James Nobles, Clinton vs. Wisconsin Rapids, 7-1, July 16, 1978 (7 innings).
Robin Fuson, Waterloo vs. Appleton, 2-0, August 3, 1978.
Wayne Guinn/Stephen Daniels/Mark Moore, Cedar Rapids vs. Quad Cities, 2-0, April 16, 1980 (11 innings).
Jerry Stovall, Clinton vs. Wausau, 2-0, June 4, 1980 (7 innings).
Dane Anthony, Waterloo vs. Appleton, 3-0, June 7, 1980 (7 innings).
Gregory Bangert, Clinton vs. Burlington, 4-1, April 20, 1981 (G2) (7 innings).
Mark Grant, Clinton vs. Danville, 9-0, August 12, 1982.
Ramon Bautista, Clinton vs. Appleton, 2-0, May 9, 1983 (G1) (7 innings).
John Martin, Springfield vs. Wausau, 2-0, August 8, 1984.
Ozzie Soto, Cedar Rapids vs. Clinton, 2-0, June 12, 1985 (G2) (7 innings).
Bob Link, Waterloo vs. Clinton, 10-0, July 25, 1985 (G2) (7 innings).
John Stein, Appleton vs. Beloit, 5-0, May 26, 1986.
Len Damian/Dewayne Coleman, Peoria vs. Springfield, 2-0, August 25, 1986.
Mike Converse, Cedar Rapids vs. Kenosha, 4-0, July 10, 1987.
Jeff Schwarz, Peoria vs. Kenosha, 4-0, July 10, 1987.
Scott Scudder, Cedar Rapids vs. Wausau, 4-0, May 20, 1988.
Mike Redding, Kenosha vs. Quad Cities, 3-0, June 23, 1988.
Mike Aspray, Peoria vs. Waterloo, 5-0, August 9, 1988.
Mike Giroud, South Bend vs. Appleton, 5-1, August 22, 1988.
Curt Krippner, Beloit vs. Madison, 1-0, May 26, 1989.
Chris Hancock/Chris Fye vs. Burlington, 11-0, June 6, 1989.
Jody Ryan, Wausau vs. Clinton, 2-0, July 29, 1989.
John Conner and Jim Smith, Appleton vs. Wausau, 8-0, July 26, 1990.
Tim Nedin, Kenosha vs. Burlington, 1-0, August 21, 1990.



NO-HIT GAMES

CONTINUED

Geoffrey Kellogg, Beloit vs. Appleton, 6-0, June 18, 1991.
Douglas Johns, Madison vs. Burlington, 3-0, July 17, 1991.
Chuck Wanke, Clinton vs. Peoria, 5-3, May 14, 1992.
David Sartain, Kenosha vs. Clinton (G2), 1-0, August 13, 1992.
Scott Gardner and Anthony Lee, Peoria vs. Springfield (G2), 2-1, April 28, 1993.
Stacy Hollins, Madison vs. Springfield, 3-0, July 7, 1993.
Timothy Mathews, Springfield vs. Burlington, 4-0, August 13, 1993.
Brett Hinchliffe, Appleton vs. Cedar Rapids, 13-0, June 28, 1994.
Glendon Rusch, Rockford vs. Kane County, 9-0, August 7, 1994.
Jason Dawsey, Beloit vs. Burlington, 5-0, July 26, 1996.
Jason Grote, Burlington vs. Clinton, 8-0, August 5, 1996.
David Borkowski, West Michigan vs. Kane County, 6-0, April 20, 1997.
Ramon Ortiz, Cedar Rapids vs. Quad Cities, 12-0, August 7, 1997.
Aaron Cames, Kane County vs. Peoria, 1-0, August 24, 1997.
Lance Davis/Dan Timm, Burlington vs. Quad Cities, 5-0, May 7, 1998.
Sean Buller/Luis Pineda, West Michigan vs. South Bend, 2-0, April 17, 1999.
Greg Aquino/Jose Valverde/Tim Stanton/Bret Prinz, South Bend vs. Peoria, April 21, 2000
Joseph Putz, Wisconsin vs. Kane County (G1), 6-1, April 29, 2000.
Tim Sturdy, Quad Cities vs. Cedar Rapids (G2), 1-0, May 19, 2000.
Carlos Hernandez, Michigan vs. West Michigan (G2), 2-0, May 28, 2000.
Tommy Marx, West Michigan vs. Kane County, 8-0, June 10, 2000,
Calvin Chipperfield, West Michigan vs. Kane County (G2), 2-0, June 13, 2000.
Scott Dunn, Clinton vs. Lansing, 7-0, August 3, 2000 – PERFECT GAME.
Gustavo Lopez/Chris Key/Mike Flannery, Kane County vs. Fort Wayne, 6-0, June 14, 2001.
Brian Wolfe, Quad Cities vs. Dayton, 2-0, August 12, 2001.
Derrick Van Dusen, Wisconsin vs. Cedar Rapids, 2-0, August 27, 2001.
Edgar Gonzalez, South Bend vs. West Michigan, 5-0, April 14, 2002.
Dontrelle Willis/ Tyler Banks/ Kevin Cave, Kane County vs. Beloit, 8-0, May 1, 2002
Justin Jones/Weston O'Brien/Mark Carter, Lansing vs. Dayton, April 20, 2003
Bill Murphy, Kane County vs. West Michigan, 6-0, June 10, 2003.
Domingo Valdez, Clinton vs. Kane County (G2), 4-0, July 9, 2003.
Jonah Bayliss, Burlington vs. Peoria, 1-0, August 5, 2003,
Dusty Hughes/Jake Mullis, Burlington vs. Wisconsin, 3-0, April 12, 2004.
Elvys Quezada, Battle Creek vs. South Bend 7-0, May 24, 2004.
Chris Coughlin, Burlington vs. Beloit, 3-0, June 30, 2004 – PERFECT GAME.
Sean Gallagher/Walt Nolen/Jon Hunton, Peoria vs. Cedar Rapids, 3-2, April 20, 2005 (10 Innings).
Jino Gonzalez/Matt Larson/Jose De La Cruz, Southwest Michigan vs. Beloit, 7-0, May 28, 2005
Johnny Cueto, Dayton vs. Wisconsin (G2), 6-0, May 13, 2006 (5 innings).
Jared Lansford, Kane County vs. Beloit, 4-0, May 14, 2006 (7 innings).
Mike Wlodarczyk/Celso Rondon, Peoria vs. South West Michigan, 12-0, August 18, 2006.
Wade Davis, SW Michigan vs. Beloit, Lost 1-0, August 31, 2006 (7 innings).
James Russell/Chris Siegfried/Matt Maradeo/Jose Ceda, Peoria vs. Beloit, 6-0 August 25, 2007.
Craig Italiano/Branden Dewing, Kane County vs. Burlington, 3-0, April 9, 2008 (7 Innings).
Danny Duffy/Juan Abreu, Burlington vs. Peoria, 10-0, August 7, 2008.
Hector Cardenas/Kevin Thomas, Quad Cities vs. Beloit, 3-0, April 15, 2009
Simon Castro, Fort Wayne vs. Dayton, 6-0, August 18, 2009 (7 Innings).
Fabio Martinez/Kyle Hurst/Mike Kenney, Cedar Rapids vs. Kane County, 3-0, April 30, 2010
Nicholas Struck, Peoria vs. Clinton, 4-0, 5 innings (completed early rain), April 30, 2010
Daniel Osterbrock, Beloit vs. Wisconsin, 4-0, 7 innings game 2 of doubleheader, May 1, 2010
Stephen Locke, Cedar Rapids vs. Peoria, 10-0, 5 innings (completed early rain), July 12, 2010
Jake Odorizzi/Adrian Rosario, Wisconsin vs. Cedar Rapids, 3-0, August 24, 2010
Trey Haley/Francisco Jimenez/Clayton Ehlert, Lake County vs. Dayton, 3-1, April, 7, 2011
Sugar Ray Marimon/ Chas Byrne, Kane County vs. Cedar Rapids, 2-0, May 18, 2011
Austin Kirk, Peoria vs. Clinton, 2-0, July 4, 2011
Victor Mateo, Bowling Green vs. Lake County, 1-0, July 8, 2011
Chad Thompson/Mark Williams, Wisconsin vs. Clinton, 5-0, May 4, 2012
Jordan Shippers, Clinton vs. West Michigan, 10-0, July 11, 2012
Tyler Duffey/Josue Montanez/Tim Atherton, Cedar Rapids vs. Beloit, 9-1, April 7, 2013 (7 innings)
Kyle Schepel, South Bend vs. Lansing, 1-0, April 14, 2013
Max Fried/Matthew Shepherd/Leonel Campos/Roman Madrid, Fort Wayne vs. Great Lakes, 1-0, May 9, 2013
Blake Snell/Eduar Quinonez/Nick Sawyer/Marcus Jensen, Bowling Green vs. Lansing, 14-1, June 21, 2013
Victor Sanchez, Clinton vs. Lansing, 1-0, July 17, 2013
Brad Allen, South Bend vs. West Michigan, 2-0, August 10, 2013
Tyler Skulina/Nathan Dorris, Kane County vs. Quad Cities, 3-0, May 17, 2014
Blayne Weller, South Bend vs. Dayton, 7-1, July 10, 2014
Daniel Missaki/Kody Kerski/Troy Scott vs. Cedar Rapids, 2-0, May 1, 2015
Pedro Vasquez/Joey Strain/Lukas Schiraldi/Matt Walker, Clinton, 2-0 vs. Beloit, August 9, 2016
Scott Moss/Carlos Machorro/Brian Hunter, Dayton, 2-0 vs. Bowling Green, May 20, 2017
Zack Erwin/Joe Camacho, Beloit, 3-0 vs. Quad Cities, August 23, 2017
Bryce Conley/Ty Damron/Josh Reagan, Beloit, 2-0 vs. Burlington, April 12, 2018
Rollie Lacy/Ben Hecht, South Bend, 7-0 vs. Fort Wayne, June 6, 2018
Andy Toelken/Bryan Valdez/Blake Workman, Kane County, 1-0 vs. Quad Cities, April 19, 2019
Derek Casey/Peyton Remy, South Bend, 2-0 vs. Cedar Rapids, May 6, 2019
Austin Schulfer/Jose Martinez, Cedar Rapids, 9-0 vs. Burlington, May 22, 2019 (7 innings)
Jose Soriano/Hector Yan/Chad Sykes/Parker Joe Robinson, Burlington, 1-0 vs. Beloit, August 27, 2019



**WE HAVE
YOUR FUN
IN STORE**



MiLBStore.com



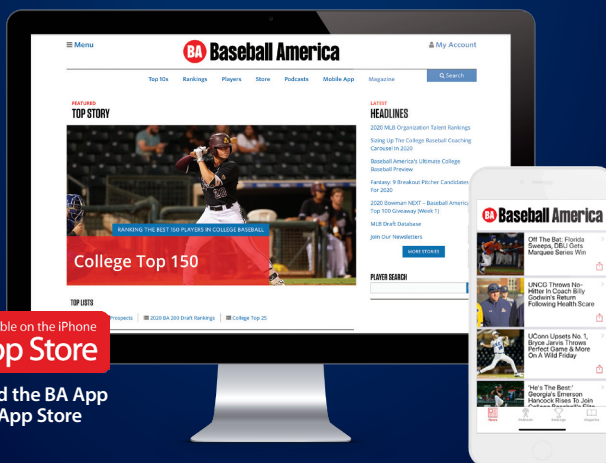
BA Baseball America



ONE-YEAR PRINT AND DIGITAL BUNDLE PACKAGE

Keep up to date on the top prospects in the game with a bundle subscription to Baseball America. With a one-year bundle subscription you will receive the print magazine and digital premium access to our website 24/7/365. **Receive the best of Baseball America.**

Click on 'join now' on [Baseball America.com](http://BaseballAmerica.com) or Call 1-800-845-2726



Available on the iPhone
App Store

Download the BA App from the App Store

FIND, FRIEND OR FOLLOW US ON:

@BaseballAmerica
 @BaseballAmerica
 BaseballAmericaMag
 ReadBA

ATTENDANCE RECORDS

LARGEST ATTENDANCE FOR CLUB, SEASON	597,433	Dayton, 2010.
LARGEST ATTENDANCE FOR CLUB, GAME	32,103	Peoria 7-29-08.
SMALLEST ATTENDANCE FOR CLUB, SEASON	6,085	Belleville, 1948.
LARGEST ATTENDANCE FOR LEAGUE, SEASON	4,233,904	2015.
LARGEST ATTENDANCE FOR LEAGUE, DAY	68,243	7-4-13.
SMALLEST ATTENDANCE FOR LEAGUE, SEASON	120,767	1948.
LARGEST ATTENDANCE FOR LEAGUE, PLAYOFF SERIES	52,386	2009.
SMALLEST ATTENDANCE FOR LEAGUE, PLAYOFF SERIES	1,880	1964.
*First Class-A Team In MiLB History To Reach 11 Millionth Fan	Kane County	2015

REGULAR SEASON LEAGUE ATTENDANCE

YEAR	ATTENDANCE	YEAR	ATTENDANCE	YEAR	ATTENDANCE	YEAR	ATTENDANCE
1947	197,249	1968	441,938	1989	1,716,443	2010	4,184,843
1948	120,767	1969	367,420	1990	1,648,095	2011	3,983,282
1949	203,064	1970	532,034	1991	1,816,898	2012	4,084,343
1950	224,579	1971	563,889	1992	1,743,863	2013	4,118,049
1951	208,419	1972	545,121	1993	1,814,501	2014	4,142,818
1952	381,897	1973	527,032	1994	2,469,999	2015	4,233,904
1953	321,837	1974	57,272	1995	2,764,329	2016	4,153,067
1954	367,703	1975	564,368	1996	3,168,632	2017	4,087,373
1955	435,943	1976	541,126	1997	2,953,277	2018	3,937,721
1956	453,688	1977	548,097	1998	2,892,327	2019	3,824,807
1957	376,565	1978	555,546	1999	2,774,427		
1958	408,302	1979	485,917	2000	3,268,473		
1959	468,837	1980	529,097	2001	3,232,355		
1960	395,078	1981	602,793	2002	3,366,779		
1961	415,961	1982	1,005,530	2003	3,375,898		
1962	529,779	1983	1,180,950	2004	3,505,556		
1963	629,779	1984	1,143,182	2005	3,486,775		
1964	654,628	1985	1,259,733	2006	3,298,095		
1965	505,236	1986	1,224,068	2007	3,530,138		
1966	477,635	1987	1,179,810	2008	3,602,687		
1967	403,618	1988	1,657,595	2009	3,629,038		

LARGEST REGULAR SEASON ATTENDANCE FOR CLUBS

CLUB	ATTENDANCE	YEAR	CLUB	ATTENDANCE	YEAR
Appleton	94,730	1978	Lansing	538,325	1996
Battle Creek	95,845	2004	Madison	131,646	1983
Belleville	18,539	1947	Marion	36,705	1947
Beloit	101,127	1986	Mattoon	61,000	1953
Bowling Green	237,070	2011	Michigan	171,794	1995
Burlington	83,927	1994	Michigan City	48,765	1956
Canton	20,654	1952	Mt. Vernon	39,665	1951
Cedar Rapids	196,066	2002	Paducah	54,859	1949
Centralia	38,554	1951	Paris	60,350	1956
Clinton	127,251	1988	Peoria	275,673	2008
Danville	95,023	1972	Quad Cities	260,471	1994
Dayton	597,433	2010	Quincy	52,788	1962
Decatur	96,337	1953	Rockford	158,674	1988
Dubuque	97,220	1959	South Bend	354,070	2017
Fort Wayne	413,701	2016	Springfield	175,017	1991
Great Lakes	324,564	2007	Vincennes	25,652	1951
Hannibal	40,977	1955	Waterloo	93,555	1989
Kane County	523,222	2001	Wausau	63,461	1975
Kenosha	87,672	1984	West Frankfort	43,064	1947
Keokuk	41,133	1958	West Michigan	547,401	1996
Kokomo	53,600	1957	Wisconsin	253,240	2009
Lafayette	61,287	1955	Wisconsin Rapids	69,856	1974
Lake County	287,935	2010	Bowling Green	247,070	2011

FORMER MIDWEST LEAGUE PLAYERS

634 FORMER MIDWEST LEAGUE PLAYERS PLAYED IN THE MAJOR LEAGUES IN 2019 - IN OTHER WORDS, 45% OF ALL MAJOR LEAGUE PLAYERS CAME THROUGH THE MIDWEST LEAGUE

(Each team had at least 20 players. Teams are abbreviated for players that played for two teams.)

Taylor Rogers	BEL, CR	Nate Lowe	Bowling Green Hot Rods	Darren O'Day	Cedar Rapids Kernels
Aaron Hicks	Beloit Snappers	Nick Ciuffo	Bowling Green Hot Rods	Dereck Rodriguez	Cedar Rapids Kernels
Anthony Swarzak	Beloit Snappers	Parker Markel	Bowling Green Hot Rods	Eric Stamets	Cedar Rapids Kernels
Brian Dozier	Beloit Snappers	Ryan Carpenter	Bowling Green Hot Rods	Fernando Romero	Cedar Rapids Kernels
Daniel Robertson	Beloit Snappers	Ryan Garton	Bowling Green Hot Rods	Garrett Richards	Cedar Rapids Kernels
Danny Santana	Beloit Snappers	Taylor Guerrieri	Bowling Green Hot Rods	Howie Kendrick	Cedar Rapids Kernels
Dylan Covey	Beloit Snappers	Tim Beckham	Bowling Green Hot Rods	Jaylin Davis	Cedar Rapids Kernels
Eddie Rosario	Beloit Snappers	Yonny Chirinos	Bowling Green Hot Rods	Jean Segura	Cedar Rapids Kernels
Heath Fillmyer	Beloit Snappers	Cam Bedrosian	BUR, CR	Jeff Mathis	Cedar Rapids Kernels
Liam Hendriks	Beloit Snappers	Jairo Diaz	BUR, CR	John Curtiss	Cedar Rapids Kernels
Lou Trivino	Beloit Snappers	Mike Clevinger	BUR, CR	Jorge Polanco	Cedar Rapids Kernels
Matt Chapman	Beloit Snappers	Juan Graterol	BUR, KC	Kaleb Cowart	Cedar Rapids Kernels
Matt Olson	Beloit Snappers	Austin Adams	BUR, LC	Kohl Stewart	Cedar Rapids Kernels
Miguel Sano	Beloit Snappers	Mike Montgomery	BUR, SB	LaMonte Wade Jr	Cedar Rapids Kernels
Renato Nunez	Beloit Snappers	A.J. Cole	Burlington Bees	Lewis Thorpe	Cedar Rapids Kernels
Ryan Dull	Beloit Snappers	Addison Russell	Burlington Bees	Luis Arraez	Cedar Rapids Kernels
Ryan O'Rourke	Beloit Snappers	Anthony Bemboom	Burlington Bees	Luke Bard	Cedar Rapids Kernels
Ryan O'Rourke	Beloit Snappers	Beau Taylor	Burlington Bees	Mark Trumbo	Cedar Rapids Kernels
Skye Bolt	Beloit Snappers	Blaine Hardy	Burlington Bees	Matt Shoemaker	Cedar Rapids Kernels
Wilson Ramos	Beloit Snappers	Danny Duffy	Burlington Bees	Max Kepler	Cedar Rapids Kernels
Yairo Munoz	Beloit Snappers	David Fletcher	Burlington Bees	Mike Trout	Cedar Rapids Kernels
Yangervis Solarte	Beloit Snappers	Eric Hosmer	Burlington Bees	Mitch Garver	Cedar Rapids Kernels
Luis Rengifo	BG, CLI	Jaime Barria	Burlington Bees	Nick Anderson	Cedar Rapids Kernels
Willy Adames	BG, WM	Jake Jewell	Burlington Bees	Nick Burdi	Cedar Rapids Kernels
Alex Colome	Bowling Green Hot Rods	Jared Walsh	Burlington Bees	Niko Goodrum	Cedar Rapids Kernels
Blake Snell	Bowling Green Hot Rods	Jared Walsh	Burlington Bees	Patrick Corbin	Cedar Rapids Kernels
Brandon Lowe	Bowling Green Hot Rods	Jarrod Dyson	Burlington Bees	Peter Bourjos	Cedar Rapids Kernels
Brendan McKay	Bowling Green Hot Rods	Jose Rodriguez	Burlington Bees	Randal Grichuk	Cedar Rapids Kernels
Brendan McKay	Bowling Green Hot Rods	Jose Suarez	Burlington Bees	Randy Dobnak	Cedar Rapids Kernels
Brock Burke	Bowling Green Hot Rods	Justin Anderson	Burlington Bees	Randy Rosario	Cedar Rapids Kernels
Derek Dietrich	Bowling Green Hot Rods	Kelvin Herrera	Burlington Bees	Ryan Brasier	Cedar Rapids Kernels
Diego Castillo	Bowling Green Hot Rods	Keynan Middleton	Burlington Bees	Ryan Eades	Cedar Rapids Kernels
Anderson Franco	Bowling Green Hot Rods	Matt Thaiss	Burlington Bees	Sean Poppen	Cedar Rapids Kernels
Felipe Vazquez	Bowling Green Hot Rods	Max Muncy	Burlington Bees	Sean Rodriguez	Cedar Rapids Kernels
Genesis Cabrera	Bowling Green Hot Rods	Michael Hermosillo	Burlington Bees	Trevor Hildenberger	Cedar Rapids Kernels
German Marquez	Bowling Green Hot Rods	Mike Moustakas	Burlington Bees	Tyler Chatwood	Cedar Rapids Kernels
Hunter Wood	Bowling Green Hot Rods	Sean Newcomb	Burlington Bees	Will Smith	Cedar Rapids Kernels
Ian Gibaut	Bowling Green Hot Rods	Taylor Ward	Burlington Bees	Derek Holland	CLI, SB
Jake Faria	Bowling Green Hot Rods	Tim Melville	Burlington Bees	Manny Pina	CLI, WIS
Joey Rickard	Bowling Green Hot Rods	Victor Alcantara	Burlington Bees	Alex Jackson	Clinton LumberKings
Jose Alvarado	Bowling Green Hot Rods	Whit Merrifield	Burlington Bees	Andrew Kittredge	Clinton LumberKings
Kean Wong	Bowling Green Hot Rods	Wil Myers	Burlington Bees	Art Warren	Clinton LumberKings
Kevin Kiermaier	Bowling Green Hot Rods	Yency Almonte	Burlington Bees	Brad Miller	Clinton LumberKings
Kirby Yates	Bowling Green Hot Rods	Aaron Slegers	Cedar Rapids Kernels	Braden Bishop	Clinton LumberKings
Kyle Bird	Bowling Green Hot Rods	Andrew Vasquez	Cedar Rapids Kernels	Brian Moran	Clinton LumberKings
Luke Maile	Bowling Green Hot Rods	Bobby Wilson	Cedar Rapids Kernels	Chris Taylor	Clinton LumberKings
Matt Moore	Bowling Green Hot Rods	Brusdar Graterol	Cedar Rapids Kernels	Edwin Diaz	Clinton LumberKings
Matt Ramsey	Bowling Green Hot Rods	Buddy Boshers	Cedar Rapids Kernels	Emilio Pagan	Clinton LumberKings
Merrill Kelly	Bowling Green Hot Rods	Byron Buxton	Cedar Rapids Kernels	Erasmus Ramirez	Clinton LumberKings
Michael Brousseau	Bowling Green Hot Rods	Chris Mazza	Cedar Rapids Kernels	Erick Mejia	Clinton LumberKings
Michael Brousseau	Bowling Green Hot Rods	Cody Stashak	Cedar Rapids Kernels	Ian Kinsler	Clinton LumberKings

FORMER MIDWEST LEAGUE PLAYERS

CONTINUED

Ian Miller	Clinton LumberKings	Brandon Kintzler	Fort Wayne TinCaps	Caleb Ferguson	Great Lakes Loons
Ji-Man Choi	Clinton LumberKings	Cal Quantrill	Fort Wayne TinCaps	Clayton Kershaw	Great Lakes Loons
John Hicks	Clinton LumberKings	Chris Paddock	Fort Wayne TinCaps	Corey Seager	Great Lakes Loons
Justin Smoak	Clinton LumberKings	Corey Kluber	Fort Wayne TinCaps	Dee Gordon	Great Lakes Loons
Ketel Marte	Clinton LumberKings	Cory Spangenberg	Fort Wayne TinCaps	Dennis Santana	Great Lakes Loons
Kyle Seager	Clinton LumberKings	David Bednar	Fort Wayne TinCaps	Devin Smeltzer	Great Lakes Loons
Mitch Moreland	Clinton LumberKings	David Freese	Fort Wayne TinCaps	Dustin May	Great Lakes Loons
Pablo Lopez	Clinton LumberKings	Dinelson Lamet	Fort Wayne TinCaps	Edwin Rios	Great Lakes Loons
Paul Fry	Clinton LumberKings	Dustin Peterson	Fort Wayne TinCaps	Gavin Lux	Great Lakes Loons
Robert Dugger	Clinton LumberKings	Enyel De Los Santos	Fort Wayne TinCaps	Jacob Rhame	Great Lakes Loons
Ryan Yarbrough	Clinton LumberKings	Eric Lauer	Fort Wayne TinCaps	Jake McGee	Great Lakes Loons
Steven Baron	Clinton LumberKings	Eric Yardley	Fort Wayne TinCaps	Javy Guerra	Great Lakes Loons
Thyago Vieira	Clinton LumberKings	Fernando Tatis Jr.	Fort Wayne TinCaps	Jeff Brigham	Great Lakes Loons
Tim Lopes	Clinton LumberKings	Franchy Cordero	Fort Wayne TinCaps	Joc Pederson	Great Lakes Loons
Tyler O'Neill	Clinton LumberKings	Franmil Reyes	Fort Wayne TinCaps	Julio Urias	Great Lakes Loons
Zack Littell	Clinton LumberKings	Gerardo Reyes	Fort Wayne TinCaps	Kenley Jansen	Great Lakes Loons
Tyler Skaggs	CR, SB	Hunter Renfroe	Fort Wayne TinCaps	Kyle Garlick	Great Lakes Loons
Kyle Farmer	DAY, GL	Jace Peterson	Fort Wayne TinCaps	Luis Garcia	Great Lakes Loons
Anthony DeSclafani	DAY, LAN	Jake Bauers	Fort Wayne TinCaps	Matt Beaty	Great Lakes Loons
Alex Blandino	Dayton Dragons	Jedd Gyorko	Fort Wayne TinCaps	Matt Magill	Great Lakes Loons
Amir Garrett	Dayton Dragons	Joakim Soria	Fort Wayne TinCaps	Melky Cabrera	Great Lakes Loons
Aristides Aquino	Dayton Dragons	Joe Ross	Fort Wayne TinCaps	Nathan Eovaldi	Great Lakes Loons
Billy Hamilton	Dayton Dragons	Joey Lucchesi	Fort Wayne TinCaps	Noel Cuevas	Great Lakes Loons
Brian O'Grady	Dayton Dragons	Jose Castillo	Fort Wayne TinCaps	Pedro Baez	Great Lakes Loons
Didi Gregorius	Dayton Dragons	Jose Ruiz	Fort Wayne TinCaps	Scott Barlow	Great Lakes Loons
Edinson Volquez	Dayton Dragons	Josh VanMeter	Fort Wayne TinCaps	Scott Schebler	Great Lakes Loons
Edwin Encarnacion	Dayton Dragons	Logan Allen	Fort Wayne TinCaps	Tony Gonsolin	Great Lakes Loons
Homer Bailey	Dayton Dragons	Luis Urias	Fort Wayne TinCaps	Victor Arano	Great Lakes Loons
Jay Bruce	Dayton Dragons	Mallex Smith	Fort Wayne TinCaps	Wade Davis	Great Lakes Loons
Jesse Winker	Dayton Dragons	Max Fried	Fort Wayne TinCaps	Walker Buehler	Great Lakes Loons
Joe Hudson	Dayton Dragons	Michel Baez	Fort Wayne TinCaps	Will Smith	Great Lakes Loons
Joel Kuhnel	Dayton Dragons	Miles Mikolas	Fort Wayne TinCaps	Willie Calhoun	Great Lakes Loons
Joey Votto	Dayton Dragons	Nick Hundley	Fort Wayne TinCaps	Yimi Garcia	Great Lakes Loons
Johnny Cueto	Dayton Dragons	Nick Margencius	Fort Wayne TinCaps	Aaron Brooks	Kane County Cougars
Josh A. Smith	Dayton Dragons	Pedro Avila	Fort Wayne TinCaps	Albert Almora Jr.	Kane County Cougars
Justin Turner	Dayton Dragons	Phil Maton	Fort Wayne TinCaps	Alex Young	Kane County Cougars
Miguel Rojas	Dayton Dragons	Rocky Gale	Fort Wayne TinCaps	Brad Keller	Kane County Cougars
Nick Senzel	Dayton Dragons	Ronald Bolanos	Fort Wayne TinCaps	Brooks Pounders	Kane County Cougars
Phillip Ervin	Dayton Dragons	Tayron Guerrero	Fort Wayne TinCaps	Cheslor Cuthbert	Kane County Cougars
Robert Stephenson	Dayton Dragons	Tim Federowicz	Fort Wayne TinCaps	Colin Poche	Kane County Cougars
Ronald Torreyes	Dayton Dragons	Travis Jankowski	Fort Wayne TinCaps	Dan Straily	Kane County Cougars
Ryan LaMarre	Dayton Dragons	Trea Turner	Fort Wayne TinCaps	Daniel Vogelbach	Kane County Cougars
Sal Romano	Dayton Dragons	Trevor Gott	Fort Wayne TinCaps	Felix Pena	Kane County Cougars
Seth Mejias-Brean	Dayton Dragons	Trey Wingenter	Fort Wayne TinCaps	Jeimer Candelario	Kane County Cougars
Shed Long Jr.	Dayton Dragons	Ty France	Fort Wayne TinCaps	Joel Payamps	Kane County Cougars
Tanner Rainey	Dayton Dragons	Ty France	Fort Wayne TinCaps	Jon Duplantier	Kane County Cougars
Todd Frazier	Dayton Dragons	Wade LeBlanc	Fort Wayne TinCaps	Jorge Bonifacio	Kane County Cougars
Tucker Barnhart	Dayton Dragons	Walker Lockett	Fort Wayne TinCaps	Josh Taylor	Kane County Cougars
Tyler Mahle	Dayton Dragons	Zach Eflin	Fort Wayne TinCaps	Kevin Ginkel	Kane County Cougars
Wandy Peralta	Dayton Dragons	Anthony Bass	FW, QC	Kyle Schwarber	Kane County Cougars
Zack Cozart	Dayton Dragons	Eric Sogard	FW, WIS	Mark Zagunis	Kane County Cougars
Adrian Morejon	Fort Wayne TinCaps	Carlos Santana	GL, LC	Max Stassi	Kane County Cougars
Andres Munoz	Fort Wayne TinCaps	Alex Verdugo	Great Lakes Loons	Miguel Cabrera	Kane County Cougars
Austin Allen	Fort Wayne TinCaps	Allen Webster	Great Lakes Loons	Nelson Cruz	Kane County Cougars
Austin Hedges	Fort Wayne TinCaps	Brandon Dixon	Great Lakes Loons	Paul Blackburn	Kane County Cougars
Brad Brach	Fort Wayne TinCaps	Brock Stewart	Great Lakes Loons	Ryan Burr	Kane County Cougars



FORMER MIDWEST LEAGUE PLAYERS

CONTINUED

Sean Doolittle	Kane County Cougars	Anthony Alford	Lansing Lugnuts	Jim Adduci	Peoria Chiefs
Taylor Scott	Kane County Cougars	Bo Bichette	Lansing Lugnuts	Jordan Hicks	Peoria Chiefs
Taylor Clarke	Kane County Cougars	Cavan Biggio	Lansing Lugnuts	Jorge Soler	Peoria Chiefs
Touki Toussaint	Kane County Cougars	Chase De Jong	Lansing Lugnuts	Josh Donaldson	Peoria Chiefs
Trevor Cahill	Kane County Cougars	Daniel Norris	Lansing Lugnuts	Josh Harrison	Peoria Chiefs
Tyson Ross	Kane County Cougars	Danny Jansen	Lansing Lugnuts	Josh Lucas	Peoria Chiefs
Victor Reyes	Kane County Cougars	Dwight Smith Jr	Lansing Lugnuts	Junior Fernandez	Peoria Chiefs
Wei-Chieh Huang	Kane County Cougars	Jake Marisnick	Lansing Lugnuts	Justin Bour	Peoria Chiefs
Willson Contreras	Kane County Cougars	Jesus Tinoco	Lansing Lugnuts	Kyle Barraclough	Peoria Chiefs
Dawel Lugo	KC, LAN	Jimmy Cordero	Lansing Lugnuts	Luis Perdomo	Peoria Chiefs
Ildemaro Vargas	KC, PEO	Jon Berti	Lansing Lugnuts	Magneuris Sierra	Peoria Chiefs
Marco Hernandez	KC, PEO	Jonathan Davis	Lansing Lugnuts	Marwin Gonzalez	Peoria Chiefs
David Bote	KC, SB	Jordan Romano	Lansing Lugnuts	Mike Mayers	Peoria Chiefs
Dillon Maples	KC, SB	Jose Manuel Fernandez	Lansing Lugnuts	Oscar Mercado	Peoria Chiefs
Duane Underwood Jr.	KC, SB	Kevin Pillar	Lansing Lugnuts	Patrick Wisdom	Peoria Chiefs
Michael Perez	KC, SB	Lane Thomas	Lansing Lugnuts	Paul DeJong	Peoria Chiefs
Victor Caratini	KC, SB	Miguel Castro	Lansing Lugnuts	Rich Hill	Peoria Chiefs
Gabe Speier	KC, WM	Richard Urena	Lansing Lugnuts	Rowan Wick	Peoria Chiefs
Aaron Civale	Lake County Captains	Roberto Osuna	Lansing Lugnuts	Ryan Buchter	Peoria Chiefs
Andrew Miller	Lake County Captains	Rowdy Tellez	Lansing Lugnuts	Ryan Flaherty	Peoria Chiefs
Anthony Santander	Lake County Captains	Ryan Borucki	Lansing Lugnuts	Ryan Helsley	Peoria Chiefs
Ben Heller	Lake County Captains	Ryan Goins	Lansing Lugnuts	Sam Tuivailala	Peoria Chiefs
Bobby Bradley	Lake County Captains	Ryan McBroom	Lansing Lugnuts	Sandy Alcantara	Peoria Chiefs
Bradley Zimmer	Lake County Captains	Ryan Tepera	Lansing Lugnuts	Taylor Davis	Peoria Chiefs
Clint Frazier	Lake County Captains	Sean Reid-Foley	Lansing Lugnuts	Tommy Edman	Peoria Chiefs
Danny Salazar	Lake County Captains	T.J. Zeuch	Lansing Lugnuts	Tyler Lyons	Peoria Chiefs
Eric Haase	Lake County Captains	Tim Collins	Lansing Lugnuts	Wellington Castillo	Peoria Chiefs
Erik Gonzalez	Lake County Captains	Tim Locastro	Lansing Lugnuts	Yadier Molina	Peoria Chiefs
Francisco Lindor	Lake County Captains	Tim Mayza	Lansing Lugnuts	Zac Rosscup	Peoria Chiefs
Francisco Mejia	Lake County Captains	Vladimir Guerrero Jr.	Lansing Lugnuts	Adrian Houser	QC, WIS
Gio Urshela	Lake County Captains	Yennsy Diaz	Lansing Lugnuts	Abraham Toro	Quad Cities River Bandits
Greg Allen	Lake County Captains	Chris Archer	LC, PEO	Adam Ottavino	Quad Cities River Bandits
Hector Rondon	Lake County Captains	Shin-Soo Choo	LC, WIS	AJ Reed	Quad Cities River Bandits
James Karinchak	Lake County Captains	Jon Jay	PEO, QC	Alex Bregman	Quad Cities River Bandits
Jeanmar Gomez	Lake County Captains	Kolten Wong	PEO, QC	Brett Phillips	Quad Cities River Bandits
Jesus Aguilar	Lake County Captains	Nick Martini	PEO, QC	Bryan Abreu	Quad Cities River Bandits
Jose Ramirez	Lake County Captains	Robert Stock	PEO, QC	Carlos Correa	Quad Cities River Bandits
Josh Tomlin	Lake County Captains	Stephen Piscotty	PEO, QC	Chris Devenski	Quad Cities River Bandits
Justus Sheffield	Lake County Captains	Albert Pujols	Peoria Chiefs	Cionel Perez	Quad Cities River Bandits
Michael Brantley	Lake County Captains	Alex Reyes	Peoria Chiefs	Colin Moran	Quad Cities River Bandits
Robel Garcia	Lake County Captains	Andrew Knizner	Peoria Chiefs	Daniel Mengden	Quad Cities River Bandits
Roberto Perez	Lake County Captains	Blake Parker	Peoria Chiefs	David Carpenter	Quad Cities River Bandits
Ronny Rodriguez	Lake County Captains	Blake Parker	Peoria Chiefs	Derek Fisher	Quad Cities River Bandits
Sam Haggerty	Lake County Captains	Breyvic Valera	Peoria Chiefs	Donovan Solano	Quad Cities River Bandits
Shane Bieber	Lake County Captains	Carlos Martinez	Peoria Chiefs	Elieser Hernandez	Quad Cities River Bandits
Shawn Armstrong	Lake County Captains	Carson Kelly	Peoria Chiefs	Framber Valdez	Quad Cities River Bandits
Steven Wright	Lake County Captains	Charlie Tilson	Peoria Chiefs	Garrett Stubbs	Quad Cities River Bandits
T.J. McFarland	Lake County Captains	Daniel Ponce de Leon	Peoria Chiefs	George Springer	Quad Cities River Bandits
Thomas Pannone	Lake County Captains	DJ LeMahieu	Peoria Chiefs	Greg Garcia	Quad Cities River Bandits
Tony Sipp	Lake County Captains	Edmundo Sosa	Peoria Chiefs	J.D. Davis	Quad Cities River Bandits
Willi Castro	Lake County Captains	Harrison Bader	Peoria Chiefs	Jack Mayfield	Quad Cities River Bandits
Yu Chang	Lake County Captains	Jack Flaherty	Peoria Chiefs	Jacob Nottingham	Quad Cities River Bandits
Zach Plesac	Lake County Captains	Javier Baez	Peoria Chiefs	Jake Rogers	Quad Cities River Bandits
Yan Gomes	LAN, LC	Jay Jackson	Peoria Chiefs	Jandel Gustave	Quad Cities River Bandits
Robinson Chirinos	LAN, PEO	Jeff Samardzija	Peoria Chiefs	Jason Martin	Quad Cities River Bandits
Aaron Loup	Lansing Lugnuts	Jerry Blevins	Peoria Chiefs	Joe Kelly	Quad Cities River Bandits


FORMER MIDWEST LEAGUE PLAYERS

CONTINUED

Joe Musgrove	Quad Cities River Bandits	Pedro Araujo	South Bend Cubs	Jeremy Jeffress	Wisconsin Timber Rattlers
Jorge Alcalá	Quad Cities River Bandits	Ryan Court	South Bend Cubs	Jimmy Nelson	Wisconsin Timber Rattlers
Jose Urquidy	Quad Cities River Bandits	Socrates Brito	South Bend Cubs	Johnny Davis	Wisconsin Timber Rattlers
Josh James	Quad Cities River Bandits	Tony Barnette	South Bend Cubs	Jonathan Lucroy	Wisconsin Timber Rattlers
Josh Rojas	Quad Cities River Bandits	Wade Miley	South Bend Cubs	Jonathan Villar	Wisconsin Timber Rattlers
Juan Minaya	Quad Cities River Bandits	Wilkin Castillo	South Bend Cubs	Jordan Yamamoto	Wisconsin Timber Rattlers
Kyle Tucker	Quad Cities River Bandits	Yu Darvish	South Bend Cubs	Jorge Lopez	Wisconsin Timber Rattlers
Lance Lynn	Quad Cities River Bandits	Alex Avila	West Michigan Whitecaps	Keston Hiura	Wisconsin Timber Rattlers
Matt Adams	Quad Cities River Bandits	Anibal Sanchez	West Michigan Whitecaps	Khris Davis	Wisconsin Timber Rattlers
Matt Carpenter	Quad Cities River Bandits	Avisail Garcia	West Michigan Whitecaps	Lorenzo Cain	Wisconsin Timber Rattlers
Michael Blazek	Quad Cities River Bandits	Bryan Garcia	West Michigan Whitecaps	Marco Estrada	Wisconsin Timber Rattlers
Michael Feliz	Quad Cities River Bandits	Buck Farmer	West Michigan Whitecaps	Martin Maldonado	Wisconsin Timber Rattlers
Myles Straw	Quad Cities River Bandits	Cameron Maybin	West Michigan Whitecaps	Matt Albers	Wisconsin Timber Rattlers
Patrick Sandoval	Quad Cities River Bandits	Chad Green	West Michigan Whitecaps	Michael Pineda	Wisconsin Timber Rattlers
Ramon Laureano	Quad Cities River Bandits	Christin Stewart	West Michigan Whitecaps	Michael Reed	Wisconsin Timber Rattlers
Reymin Guduan	Quad Cities River Bandits	Curt Casali	West Michigan Whitecaps	Miguel Diaz	Wisconsin Timber Rattlers
Richard Rodriguez	Quad Cities River Bandits	Curtis Granderson	West Michigan Whitecaps	Mike Fiers	Wisconsin Timber Rattlers
Rio Ruiz	Quad Cities River Bandits	Domingo Leyba	West Michigan Whitecaps	Mitch Haniger	Wisconsin Timber Rattlers
Rogelio Armenteros	Quad Cities River Bandits	Eduardo Jimenez	West Michigan Whitecaps	Nick Ramirez	Wisconsin Timber Rattlers
Sam Gaviglio	Quad Cities River Bandits	Eugenio Suarez	West Michigan Whitecaps	Orlando Arcia	Wisconsin Timber Rattlers
Shelby Miller	Quad Cities River Bandits	Gorkys Hernandez	West Michigan Whitecaps	Rene Rivera	Wisconsin Timber Rattlers
Teoscar Hernandez	Quad Cities River Bandits	Grayson Greiner	West Michigan Whitecaps	Ryan Braun	Wisconsin Timber Rattlers
Tom Eshelman	Quad Cities River Bandits	Gregory Soto	West Michigan Whitecaps	Scooter Gennett	Wisconsin Timber Rattlers
Tommy Pham	Quad Cities River Bandits	Harold Castro	West Michigan Whitecaps	Shawn Kelley	Wisconsin Timber Rattlers
Tony Kemp	Quad Cities River Bandits	Hernan Perez	West Michigan Whitecaps	Stephen Vogt	Wisconsin Timber Rattlers
Tyler White	Quad Cities River Bandits	James McCann	West Michigan Whitecaps	Taylor Williams	Wisconsin Timber Rattlers
Vince Velasquez	Quad Cities River Bandits	Joe Jimenez	West Michigan Whitecaps	Trent Grisham	Wisconsin Timber Rattlers
Yordan Alvarez	Quad Cities River Bandits	Joe Mantiplay	West Michigan Whitecaps	Tyler Saladino	Wisconsin Timber Rattlers
Anthony Banda	SB, WIS	John Schreiber	West Michigan Whitecaps	Tyrone Taylor	Wisconsin Timber Rattlers
Chase Anderson	SB, WIS	Jordan Zimmermann	West Michigan Whitecaps	Wei-Chung Wang	Wisconsin Timber Rattlers
Keon Broxton	SB, WIS	Kyle Dowdy	West Michigan Whitecaps	Wily Peralta	Wisconsin Timber Rattlers
A.J. Pollock	South Bend Cubs	Locke St. John	West Michigan Whitecaps	Yadiel Rivera	Wisconsin Timber Rattlers
Adbert Alzolay	South Bend Cubs	Matt Hall	West Michigan Whitecaps	Zach Davies	Wisconsin Timber Rattlers
Andrew Velazquez	South Bend Cubs	Matt Joyce	West Michigan Whitecaps		
Ben Zobrist	South Bend Cubs	Mike Gerber	West Michigan Whitecaps		
Brandon Drury	South Bend Cubs	Nicholas Castellanos	West Michigan Whitecaps		
Brett Anderson	South Bend Cubs	Rob Brantly	West Michigan Whitecaps		
Bryan Shaw	South Bend Cubs	Sandy Baez	West Michigan Whitecaps		
Carlos Gonzalez	South Bend Cubs	Shane Greene	West Michigan Whitecaps		
Chris Owings	South Bend Cubs	Spencer Turnbull	West Michigan Whitecaps		
Daniel Palka	South Bend Cubs	Zac Reininger	West Michigan Whitecaps		
Dexter Fowler	South Bend Cubs	Adam Jones	Wisconsin Timber Rattlers		
Drew Smyly	South Bend Cubs	Asdrubal Cabrera	Wisconsin Timber Rattlers		
Dylan Cease	South Bend Cubs	Brent Suter	Wisconsin Timber Rattlers		
Eloy Jimenez	South Bend Cubs	Carlos Gomez	Wisconsin Timber Rattlers		
Ender Inciarte	South Bend Cubs	Corbin Burnes	Wisconsin Timber Rattlers		
Gerardo Parra	South Bend Cubs	Cy Sneed	Wisconsin Timber Rattlers		
Gleyber Torres	South Bend Cubs	Devin Williams	Wisconsin Timber Rattlers		
Ian Happ	South Bend Cubs	Domingo Santana	Wisconsin Timber Rattlers		
Jake Elmore	South Bend Cubs	Drew Gagnon	Wisconsin Timber Rattlers		
James Norwood	South Bend Cubs	Freddy Peralta	Wisconsin Timber Rattlers		
Jason Heyward	South Bend Cubs	Garrett Cooper	Wisconsin Timber Rattlers		
Justin Upton	South Bend Cubs	Isan Diaz	Wisconsin Timber Rattlers		
Mark Reynolds	South Bend Cubs	Jacob Barnes	Wisconsin Timber Rattlers		
Mike Freeman	South Bend Cubs	Jake Odorizzi	Wisconsin Timber Rattlers		
Nico Hoerner	South Bend Cubs	JC Ramirez	Wisconsin Timber Rattlers		



BASEBALL HALL-OF-FAME AT COOPERSTOWN



TED SIMMONS, 1967

MIDWEST LEAGUE ALUMNI

Orlando Cepeda (Kokomo, 1955)
Juan Marichal (Michigan City, 1958)
Ted Simmons (Cedar Rapids, 1967)
Carlton Fisk (Waterloo, 1968)
Rich Gossage (Appleton, 1970-1971)
Bruce Sutter (Quincy, 1973)
Paul Molitor (Burlington, 1977)
Harold Baines (Appleton, 1977)
Edgar Martinez (Wausau, 1984)
Greg Maddux (Peoria, 1985)
Larry Walker (Burlington, 1986)
Trevor Hoffman (Cedar Rapids, 1991)



LARRY WALKER
Burlington INF

FORMER MWL UMPIRES IN MAJOR LEAGUES

Ryan Additon	Bruce Dreckman	Ron Kulpa	DJ Reyburn
Dan Bellino	Mike Everett	Nic Lentz	Mark Ripperger
Ryan Blakney	Andy Fletcher	Nick Mahrley	Larry Vanover
Cory Blaser Vic Carapazza	Marty Foster	Alfonso Marquez	Mark Wegner
Mark Carlson	Chris Guccione	Ben May	Bill Welke
Gary Cederstrom	Adam Hamari	Michael Muchlinski	
Eric Cooper	Pat Hoberg	Paul Nauert	
Gerry Davis	Sam Holbrook	Brian O'Nora	
Rob Drake	Jeff Kellogg	Jeremie Rehak	

MESSAGE TO THE MEDIA

The 2020 Midwest League Media Guide and Recordbook is based on information available as of March 1, 2020. It was prepared for all accredited news services. Legitimate members of the media can obtain additional publicity information, statistics, and photos by contacting the various Midwest League Baseball Clubs. Any working media must follow the procedures set at each of the sixteen ballparks. Please contact the General Manager or Media Relations director of the ballpark you will be attending for: admission to the stadium, working credentials, media information, press box access, Radio/Newspaper/Television crew information, media notes, photographs, interviews, clubhouse access, field/dugout access, press dining, and parking.

CREDITS

The 2020 Midwest League Media Guide and Recordbook is an official publication of the Midwest League of Professional Baseball Clubs, Inc. All material is held under copyright by the Midwest League. All Midwest League statistics reprinted courtesy of Major League Baseball Advanced Media. The data in the Recordbook section of the publication includes records from 1947 through 2019.

STATISTICS

Major League Baseball Advanced Media
75 Ninth Avenue
New York, NY 10011
(212) 485-3444

**BOWLING GREEN,
KENTUCKY**

**WHERE
ALL-STARS
ARE MADE**



Med. Center Health

JUNE 20-24

