



JOIN THE MAJOR LEAGUE STARS OF TOMORROW
AT THE MIDWEST LEAGUE ALL-STAR GAME
JUNE 18, 2019
FOUR WINDS FIELD • SOUTH BEND, INDIANA



2019
MEDIA GUIDE
RECORD BOOK



CHRISTIAN
YELICH
2018 NL MVP



BLAKE
SNELL
2018 AL CY YOUNG

THE MARK OF A PRO

MIKE
TROUT

GIANCARLO
STANTON

NOLAN
ARENADO



MINOR LEAGUE

THE OFFICIAL BATTING HELMET AND
BALL SUPPLIER OF MINOR LEAGUE BASEBALL®



THE OFFICIAL BATTING HELMET AND
BALL SUPPLIER OF MAJOR LEAGUE BASEBALL®

© Rawlings Sporting Goods Company, Inc.
Major League Baseball and Minor League Baseball trademarks and copyrights are used with permission of Major League Baseball Properties, Inc.
Visit MLB.com and MLB.com



Minor League Baseball selected Midwest League President Dick Nussbaum as the recipient of the 35th annual Warren Giles Award, which honors outstanding service as a league president. The Warren Giles Award has been presented annually since 1984 and is named for the long-time baseball executive who served as the National League president from 1951 to 1969. Nussbaum received his award at the Baseball Winter Meetings Banquet on Sunday, Dec. 9, 2018 at the Mandalay Bay Resort & Casino in Las Vegas, Nevada.

MINOR LEAGUE BASEBALL®
WEAR YOUR FUN



INDEX

Contents

All-Star Game – 2019	4, 96
All-Star Game – 2018 Results	14
All-Star Team – 2018 Post-Season	17
Attendance – 2018 Totals	14
Awards – 2018 League	16
Board of Directors	10
Credits	95
Divisional Alignment	57
Fielding Leaders – 2018 League	18
Ground Rules	62–68
Individual Performances of Note – 2018	16
Message to the Media	95
Midwest League Administration	10
Mileage Chart and Map	56
Minor League Baseball Welcome Letter	7
Minor League Baseball Administration	11
MWL Welcome Letter	6
Newspaper Directory	59–60
Offensive Leaders – 2018 League	17
Past League Presidents	10
Pitching Leaders – 2018 League	18
Players of the Week – 2018 League	15
Players of the Month – 2018 League	16
Playoffs 2018 Results	17
Playoffs Brackets/Schedule	57
Playoffs Qualifying Conditions	58
Recordbook Index	71
Rules of Interest	19–21
Schedule – 2019 Composite	54–55
Standings – 2018 League Final	12
Statistical Provider	95
Team Directory	22–53
Television Directory	60–61

Advertisers

Baker Tilly	8
Baseball America	92
Bimm Ridder	13
Fans For The Cure	77
Melrose Pyrotechnics	69
MiLB.COM	70
MiLB Store	4
MiLB.TV	93
Notre Dame Federal Credit Union	9
Rawlings	2



To Our Loyal Midwest League Fans:

After a challenging winter in the Midwest, Spring is here and with it Midwest League baseball. Our game is a treasure and each of our communities in the Midwest League is blessed to be able to attend games and enjoy the exciting atmosphere, and the young stars who will some day populate the Major Leagues.

One aspect of the Midwest League many may not know about, is we lead Minor League Baseball in “GBs”. What is a GB you might ask? It is Give Backs. Last year our Clubs gave back to their communities, donations which amounted to over 7 million dollars. The Cougars in Kane County contributed over 1 million dollars, and Quad Cities led all of Minor League Baseball in cash donations. Lake County has a wonderful Miracle Field right next to their ballpark. The rest of our Clubs have great stories to tell as well. Bottom line, Midwest League Clubs are a shining example of corporate citizenship. Every ticket you buy will yield a return on investment in our own home towns for those who are in need.

Speaking of home towns, mine will host the All-Star Game on Tuesday, June 18. It will be in South Bend for the first time in 30 years. I invite all of you to take a road trip or drive down the street to see the premier event of the year in our League. Lansing last year and Midland the year before have set the bar really high. I look forward to how South Bend meets the challenge.

This year marks the 20th season for Midwest League Baseball in Dayton. In the prior 19 seasons they have had 1,316 straight sell outs – a professional sports record by a long shot. It is a success story we in our League love to tell. Each of our Clubs offer something special as well.

Get out soon and often with your family to watch as each Club tries to supplant the Bowling Green Hot Rods, the 2018 Midwest League Champion, and Baseball America’s Minor League Team of the Year. Laugh at the entertainment. Have a hot dog and soda and just smile. Thank you for your wonderful support. See you at the Park. Play Ball!!!!

Sincerely,

Richard A. Nussbaum, II, President

The Midwest League of Professional Baseball Clubs

210 S. Michigan Street - Fifth Floor, South Bend, IN 46601 574-532-1221 midwestleague.com



Dear Midwest League Fans:

On behalf of Minor League Baseball and the Midwest League, I want to welcome you to the ballpark for another exciting season of Minor League Baseball!

The 2019 season will see the opening of new ballparks in Amarillo, Texas; Las Vegas, Nevada; and Fayetteville, North Carolina, and based on the success of Minor League Baseball's Hispanic/Latinx fan engagement initiative, Copa de la Diversión, that program will expand from 33 to 72 teams as our teams expand their efforts to be more representative of their communities.

While you may see some new logos and team identities this spring and summer, what remains the same is the quality, affordable family entertainment in a clean and safe environment that is a staple of Minor League Baseball across the country.

With 20 leagues and more than 250 clubs, Minor League Baseball is where you will find the next generation of baseball's brightest stars on their way to the big leagues. You just might be watching the next Kris Bryant in South Bend tonight, the next Mike Trout in Cedar Rapids or the next Vladimir Guerrero Jr. in Lansing!

The Midwest League has a long history of clubs making a difference in their communities while also providing a great product on the field and in the stands. The Midwest League was the most charitable of our leagues when it comes to giving back to its communities as the 16 clubs made gift in-kind contributions of over \$6 million in 2018!

Minor League Baseball also remains an integral part of the sports landscape, and of the communities it represents. Last season, Minor League Baseball's philanthropic endeavors included donating over \$40.5 million in cash and value in kind contributions to local and national charities. We are proud to support our National Charity Partners: The ALS Association, the American Cancer Society, Big Brothers Big Sisters, The BairFind Foundation and Ed Randall's Fans for the Cure, as well as other worthy initiatives and causes.

In 2018, a remarkable 40.4 MILLION fans attended Minor League Baseball games and I am certain that with your continued support, Minor League Baseball will prosper for many years to come. As stewards and fans of the game, it is our responsibility to build, nurture and protect this great game for the future generations of fans.

Thank you, again, for your passionate support of Minor League Baseball, and particularly the Midwest League. I wish you a healthy and enjoyable season of baseball. Let's play ball!

Sincerely,

Pat O'Conner
President & CEO
Minor League Baseball



now, for tomorrow.

Let's face the future, together.

With disruption all around us, standing still is not an option. Success happens when we push forward. We will guide you through the ever-changing business world, blending free-flowing knowledge with the power of personal relationships to help you win now and anticipate tomorrow.

Connect with us: [bakertilly.com](https://www.bakertilly.com)



JOIN THE HOME TEAM

Experience VIP treatment when you switch to Notre Dame Federal Credit Union. Your full service, not-for-profit financial institution with a hometown feel.

- High Yield, No Fee Ultimate Business Checking
- 24/7 Mobile & Online Banking
- Convenient National Shared Branches

To become a member
visit NotreDameFCU.com
or call 574.400.4609



NOTRE DAME
FEDERAL CREDIT UNION

Federally Insured by NCUA.

Midwest League of Professional Baseball Clubs, Inc.

210 South Michigan Street
 5th Floor/Plaza Building – South Bend, IN 46601
 Phone (574) 532-1221 Fax (574) 234-4220
 www.midwestleague.com – dickn@sni-law.com

Midwest League Officers

President-Legal Counsel-Secretary	Richard A. Nussbaum II
Vice President.	Lew Chamberlin
League Administrator	Holly Voss

Midwest League Board of Directors

Beloit Snappers	Dennis Conerton
Bowling Green Hot Rods	Jack Blackstock
Burlington Bees	Kim Parker
Cedar Rapids Kernels.	Doug Nelson
Clinton LumberKings	Paul Davis
Dayton Dragons	Greg Rosenbaum
Fort Wayne TinCaps	Jason Freier
Great Lakes Loons	Scott Litle
Kane County Cougars	Dr. Bob Froehlich
Lake County Captains	Peter Carfagna
Lansing Lugnuts	Tom Dickson
Peoria Chiefs	Jason Mott
Quad Cities River Bandits.	David Heller
South Bend Silver Hawks.	Andrew Berlin
West Michigan Whitecaps	Lew Chamberlin
Wisconsin Timber Rattlers	Rob Zerjav
Director Emeritus	Dave Walker

Midwest League Presidents

Howard V. Millard	1947-1948
C.C. “Dutch” Hoffman (Belleville, IL).	1949-1962
Walter C. Wagner (Clinton, IA)	1963-1964
Jim Gruenwald (Davenport, IA)	1965
James Doster (Decatur, IL).	1966-1973
Bill Walters (Burlington, IA).	1974-1985
Ed Larson (Burlington, IA)	1986
George H. Spelius (Beloit, WI)	1987-2014
Richard A. Nussbaum, II.	2015-

Minor League Baseball Directory

THE NATIONAL ASSOCIATION OF PROFESSIONAL BASEBALL LEAGUES, INC.

Street Address:

9550 16th Street N.

St. Petersburg, FL 33716

St. Petersburg, FL 33731-1950

(727) 822-6937 • FAX: (727) 821-5819

MiLB.com • E-Mail: Admin@MiLB.com

PAT O'CONNOR, President & CEO

STAN BRAND, Vice President

SCOTT POLEY, Senior Vice President, Legal Affairs & General Counsel

TIM BRUNSWICK, Senior Vice President, Baseball & Business Operations

KATIE DAVISON, Senior Vice President, Digital Strategy and Business Development

SEAN BROWN, Chief Financial Officer

DAVID WRIGHT, Chief Marketing & Commercial Officer

KURT HUNZIKER, Vice President, Marketing Strategy & Research

GERALD JONES, Vice President, Business Development & Media

BRIAN EARLE, Head of Licensing & Consumer Products

DAN O'BRIEN, JR., Senior Executive Advisor to the President

BILL SMITH, Assistant to the President

JEFF LANTZ, Senior Director, Communications

STEFANIE LONCARICH, Director, Special Events

ROB COLAMARINO, Director, Information Technology

VINCENT PIERSON, Director, Diversity & Inclusion

TARA THORNTON, Director, Human Resources

HEATHER RABURN, Director, Partnership Marketing

ROBERT FOUNTAIN, Deputy General Counsel

GEORGE YUND, Special Counsel

JAMES DISPANET, Controller

ANDY SHULTZ, Assistant Director, Baseball & Business Operations

CARRIE ADAMS, Assistant Director, Licensing

COURTNEY NEHLS, Assistant Director, Community Engagement

MARY MARANDI, Assistant Director, Corporate Communications

CORY BERNSTINE, Assistant Director, Marketing Strategy & Research

MARK LABBAN, Assistant Director, Special Events & Programming

RYAN FOOSE, Senior Manager, Brand Development

MALLORY ROBERTS, Senior Manager, Digital Marketing & Communications

SHANNON FINUCANE, Associate Counsel

JEANNETTE MACHICOTE, Manager, Contracts/Legal Assistant

EILEEN SAHIN-MURPHY, Manager, Event Partners & Trade Show Services

CURTIS WALKER, Manager, Business Development & Media

MARY WOOTERS, Manager, Baseball Operations/Executive Assistant to President

SCOTT ESTER, Manager, Partnership Marketing

WILLIAM KENT, JR., Manager, Partnership Marketing

PAIGE HEGEDUS, Manager, Special Events & Affiliate Programming

BELICIA MONTGOMERY, Manager, Business & Data Processes

LAURIE NYGREN, Senior Digital Projects Manager

VINCENT PETTOFREZZO, Production Designer

MICHELLE HEYSTEK, Senior Accountant

BRAD FRIEDMAN, Coordinator, Social Media Marketing

MEGHAN MADSON, Coordinator, Enterprise Marketing

MELISSA GIESLER-HASELL, Coordinator, Trademarks & Intellectual Properties

JESSICA NORI, Coordinator, Events & Partnerships

TAJMA BROWN, Coordinator, E-commerce

MINOR LEAGUE BASEBALL UMPIRE DEVELOPMENT (MiLBUD)

(727) 822-6937 • FAX: (727) 821-5819

MINOR LEAGUE BASEBALL UMPIRE TRAINING ACADEMY

(877) 799-UMPS • FAX: (727) 821-5819

MiLBUMpireAcademy.com

Info@MiLBUMpireAcademy.com

DUSTY DELLINGER, Director, MiLBUD

MIKE FELT, Chief of Instruction

JORGE BAUZA, Field Evaluator/Instructor, MiLBUD

TYLER FUNNEMAN, Field Evaluator/Instructor, MiLBUD

BRIAN SINCLAIR, Field Evaluator/Instructor, MiLBUD

DARREN SPAGNARDI, Field Evaluator/Instructor, MiLBUD

JAY PIERCE, Field Evaluator/Instructor, MiLBUD

MARK STUBBLEFIELD, Medical Coordinator, MiLBUD

TOM HONEC, Manager, Umpire Technology

JESS SCHNEIDER, Manager, Umpire Development

PROFESSIONAL BASEBALL EMPLOYMENT OPPORTUNITIES

(866) WE-R-PBEO • FAX: (727) 821-5819

PBEO.com • Info@PBEO.com

2018 MWL Standings

Standings at Close of First Half (June 17, 2018)

Western Division	W-L	Pct.	Eastern Division	W-L	Pct.
QUAD CITIES	40 30	.571	BOWLING GREEN	47 22	.681
PEORIA	39 31	.557	LANSING	43 27	.614
CLINTON	39 31	.557	WEST MICHIGAN	36 34	.514
KANE COUNTY	35 34	.507	SOUTH BEND	34 35	.493
BELOIT	32 37	.464	FORT WAYNE	32 37	.464
CEDAR RAPIDS	32 37	.464	DAYTON	31 37	.456
WISCONSIN	31 38	.449	LAKE COUNTY	29 41	.414
BURLINGTON	30 39	.435	GREAT LAKES	24 44	.353

Standings at Close of Second Half (September 3, 2018)

Western Division	W-L	Pct.	Eastern Division	W-L	Pct.
CEDAR RAPIDS	45 25	.643	BOWLING GREEN	43 27	.614
QUAD CITIES	41 29	.586	LANSING	37 33	.529
BELOIT	37 32	.536	GREAT LAKES	36 33	.522
KANE COUNTY	37 32	.536	WEST MICHIGAN	33 36	.478
PEORIA	37 32	.536	FORT WAYNE	32 37	.464
WISCONSIN	37 33	.529	LAKE COUNTY	31 38	.449
CLINTON	30 39	.435	SOUTH BEND	30 39	.435
BURLINGTON	20 45	.308	DAYTON	27 43	.386

Final Composite League Standings

Club	Affiliation	W	L	PCT.	GB
BOWLING GREEN	TAMPA BAY	90	49	.647	-
QUAD CITIES	HOUSTON	81	59	.579	9.5
LANSING	TORONTO	80	60	.571	10.5
CEDAR RAPIDS	MINNESOTA	77	62	.554	13.0
PEORIA	ST LOUIS	76	63	.547	14.0
KANE COUNTY	ARIZONA	72	66	.522	17.5
BELOIT	OAKLAND	69	69	.500	20.5
CLINTON	SEATTLE	69	70	.496	21.0
WEST MICHIGAN	DETROIT	69	70	.496	21.0
WISCONSIN	MILWAUKEE	68	71	.489	22.0
FORT WAYNE	SAN DIEGO	64	74	.464	25.5
SOUTH BEND	CHICAGO CUBS	64	74	.464	25.5
GREAT LAKES	LA DODGERS	60	77	.438	29.0
LAKE COUNTY	CLEVELAND	60	79	.432	30.0
DAYTON	CINCINNATI	58	80	.420	31.5
BURLINGTON	LA ANGELS	50	84	.373	37.5



Council of League Presidents - 2018 Baseball Winter Meetings



MINOR LEAGUE BASEBALL'S **#1** APPAREL SUPPLIER



BIMM RIDDER
SPORTSWEAR

FOR YOUR APPAREL AND HEADWEAR NEEDS
CALL **800-388-3479**



2018 MWL All Star Game

Lansing, Michigan – Cooley Law School Stadium – June 19, 2018

East All-Stars – 3 • West All-Stars – 2

WP: John Ghyzel, Dayton • LP: Carlos Sanabria, Quad Cities

MWL “Star of Stars” MVP Award: Montrell Marshall, Dayton (INF)

2018 MWL Attendance

Regular Season Total	3,937,721
All-Star Game (Lansing, MI)	9,396
Playoff Games (16 Games)	18,738
Grand Total 2018 Attendance	3,965,855

Dragons Sell-Out Streak Continues

After breaking the all-time sports record for consecutive sold-out dates in 2011, the Dragons have kept the streak going. When their final home game of 2018 was played, the streak reached 1,316. Every home game in the team’s 19-year history has been a sell-out.

Top Five Sell-Outs Streaks in North American Sports History

No.	Team	League	Years
1,316	Dayton Dragons	Minor League Baseball	2000-current
820	Boston Red Sox	Major League Baseball	2003-'13
814	Portland Trail Blazers	National Basketball Association	1977-'95
662	Boston Celtics	National Basketball Association	1980-'95
610	Chicago Bulls	National Basketball Association	1987-'00

2018 Players and Pitchers of the Week

<u>Week</u>	<u>Batter/Team</u>	<u>Pitcher/Team</u>
4/5-4/15	Juan Yezep, Peoria (STL) (.500/.543/.833, 9 G, 15-for-30, 3 2B, 2 3B, 1 HR, 11 RBI, 6 R, 4 BB, 4 K, 1 SB)	Bryce Conley, Beloit (OAK) (1-0, 0.00 ERA, 2 G, 1 GS, 1 SV, 10 IP, 0 H, 0 R, 0 ER, 2 BB, 8 K)
4/16-4/22	Nick Yarnall, Great Lakes (LAD) (.500/.522/.773, 5 G, 11-for-22, 0 2B, 2 HR, 8 RBI, 5 R, 1 BB, 4 K)	Resly Linares, Bowling Green (TB) (0-0, 0.00 ERA, 1 G, 1 GS, 7 IP, 0 H, 0 R, 0 ER, 1 HBP, 0 BB, 7 K)
4/23-4/29	Kevin Smith, Lansing (TOR) (.433/.471/.933, 8 G, 13-for-30, 7 2B, 1 3B, 2 HR, 13 RBI, 4 R, 3 BB, 2 K, 1 SB)	Elijah Morgan, Lake County (CLE) (0-0, 0.00 ERA, 1 G, 1 GS, 5 2/3 IP, 2 H, 0 R, 0 ER, 1 HBP, 0 BB, 8 K)
4/30-5/6	Jonathan Arauz, Quad Cities (HOU) (.522/.586/1.043, 6 G, 12-for-23, 3 2B, 3 HR, 11 RBI, 8 R, 4 BB, 3 K)	Patrick Sandoval, Quad Cities (HOU) (1-0, 1.80 ERA, 2 G, 1 GS, 10 IP, 6 H, 2 R, 2 ER, 0 BB, 14 K)
5/7-5/13	Kevin Smith, Lansing (TOR) (.500/.480/.792, 5 G, 12-for-24, 5 2B, 1 3B, 0 HR, 4 RBI, 6 R, 4 BB, 3 K, 2 SB)	Eudis Idrogo, West Michigan (DET) (1-0, 0.00 ERA, 1 G, 1 GS, 1 SHO, 7 IP, 3 H, 0 R, 0 ER, 0 BB, 11 K)
5/14-5/20	Jo Adell, Burlington (LAA) (.407/.484/1.037, 7 G, 11-for-27, 2 2B, 5 HR, 10 RBI, 6 R, 4 BB, 4 K, 1 SB, 1 CS)	Tyler Mondile, Dayton (CIN) (1-0, 0.00 ERA, 1 G, 1 GS, 1 SHO, 7 IP, 1 H, 0 R, 0 ER, 0 BB, 8 K)
5/21-5/27	Eduardo Diaz, Kane County (ARI) (.391/.417/.870, 6 G, 9-for-23, 1 2B, 2 3B, 2 HR, 8 RBI, 5 R, 1 BB, 6 K)	Cristian Javier, Quad Cities (HOU) (0-0, 0.00 ERA, 2 G, 1 GS, 10 IP, 4 H, 0 R, 0 ER, 1 HBP, 1 BB, 18 K)
5/28-6/3	Alex Kirilloff, Cedar Rapids (MIN) (.433/.485/.833, 7 G, 13-for-30, 3 2B, 3 HR, 8 RBI, 8 R, 3 BB, 2 BB, 5 K)	Zack Draper, Lake County (CLE) (0-0, 0.00 ERA, 1 G, 1 GS, 6 IP, 1 H, 0 R, 0 ER, 1 BB, 5 K)
6/4-6/10	Ryan Noda, Lansing (TOR) (.500/.632/1.429, 5 G, 7-for-14, 1 2B, 4 HR, 5 RBI, 4 R, 5 BB, 4 K)	Paul Balestrieri, Peoria (STL) (1-0, 0.00 ERA, 1 G, 1 GS, 1 SHO, 9 IP, 0 H, 0 R, 0 ER, 0 BB, 6 K)
6/11-6/17	Nolan Jones, Lake County (CLE) (.500/.538/.833, 6 G, 12-for-27, 2 2B, 2 HR, 3 RBI, 3 R, 2 BB, 6 K)	Wyatt Marks, Beloit (OAK) (0-0, 0.00 ERA, 1 G, 1 GS, 7 IP, 2 H, 0 R, 0 ER, 1 BB, 7 K)
6/18-6/24	Ryan Noda, Lansing (TOR) (.438/.500/1.125, 4 G, 7-for-16, 3 2B, 1 3B, 2 HR, 9 RBI, 4 R, 2 BB, 4 K)	Patrick Sandoval, Quad Cities (HOU) (1-0, 0.00 ERA, 1 G, 1 GS, 7 IP, 3 H, 0 R, 0 ER, 1 BB, 5 K)
6/25-7/1	Ernie De La Trinidad, Kane County (ARI) (.435/.481/.870, 6 G, 10-for-23, 1 2B, 3 HR, 8 RBI, 8 R, 3 BB, 2 K)	Jordan Balazovic, Cedar Rapids (MIN) (1-0, 0.00 ERA, 1 G, 1 GS, 6 IP, 1 H, 0 R, 0 ER, 2 BB, 10 K)
7/2-7/8	Elehuris Montero, Peoria (STL) (.400/.464/.720, 6 G, 10-for-25, 2 2B, 2 HR, 9 RBI, 6 R, 3 BB, 3 K, 1 SB)	Brian Shaffer, Kane County (ARI) (1-0, 0.00 ERA, 1 G, 1 GS, 6 IP, 2 H, 0 R, 0 ER, 1 BB, 9 K)
7/9-7/15	Jose Miranda, Cedar Rapids (MIN) (.440/.481/.760, 6 G, 11-for-25, 2 2B, 2 HR, 7 RBI, 4 R, 2 BB, 1 K)	Packy Naughton, Dayton (CIN) (2-0, 0.00 ERA, 2 G, 2 GS, 14 IP, 8 H, 2 R, 2 ER, 2 BB, 12 K)
7/16-7/22	Keegan McGovern, Clinton (SEA) (.429/.538/.762, 6 G, 9-for-21, 1 2B, 2 HR, 8 RBI, 5 R, 5 BB, 1 BB, 6 K, 1 SB)	Cesar Rosado, Quad Cities (0-0, 0.00 ERA, 1 G, 1 GS, 5 IP, 0 H, 0 R, 0 ER, 2 BB, 5 K)
7/23-7/29	Yariel Gonzalez, Peoria (STL) (.500/.545/1.000, 6 G, 10-for-20, 1 2B, 3 HR, 8 RBI, 6 R, 2 BB, 0 K)	Jayson McKinley, Kane County (ARI) (1-0, 0.00 ERA, 1 G, 1 GS, 1 SHO, 9 IP, 2 H, 0 R, 0 ER, 3 HBP, 0 BB, 7 K)
7/30-8/5	Ryan Jeffers, Cedar Rapids (MIN) (.538/.613/1.115, 7 G, 14-for-26, 6 2B, 3 HR, 8 RBI, 5 R, 4 BB, 1 K)	Jhoan Duran, Cedar Rapids (MIN) (1-0, 0.00 ERA, 2 G, 2 GS, 13 1/3 IP, 5 H, 3 R, 3 ER, 1 HBP, 2 BB, 17 K)
8/6-8/12	Jesus Navarro, Lansing (TOR) (.650/.682/.850, 6 G, 13-for-20, 4 2B, 0 HR, 3 RBI, 7 R, 2 BB, 3 K)	Oswaldo Hernandez, Fort Wayne (SD) (1-0, 0.00 ERA, 1 G, 1 GS, 6 IP, 1 H, 0 R, 0 ER, 1 HBP, 0 BB, 5 K)
8/13-8/19	Jose Garcia, Dayton (CIN) (.448/.467/.690, 6 G, 13-for-29, 1 2B, 2 HR, 4 RBI, 5 R, 0 BB, 6 K, 2 SB, 1 CS)	Chad Donato, Quad Cities (HOU) (2-0, 0.00 ERA, 2 G, 2 GS, 14 IP, 3 H, 0 R, 0 ER, 3 BB, 16 K)
8/20-8/26	Trey Hair, Bowling Green (TB) (.435/.440/.957, 6 G, 10-for-23, 2 2B, 2 3B, 2 HR, 9 RBI, 6 R, 1 BB, 5 K, 1 CS)	Chance Kirby, West Michigan (DET) (0-0, 0.00 ERA, 1 G, 1 GS, 7 IP, 3 H, 0 R, 0 ER, 0 BB, 8 K)
8/27-9/3	Will Benson, Lake County (CLE) (.357/.471/.821, 7 G, 10-for-28, 1 2B, 4 HR, 10 RBI, 7 R, 6 BB, 9 K, 1 SB)	Chad Donato, Quad Cities (HOU) (1-0, 0.00 ERA, 1 G, 1 GS, 6 IP, 2 H, 0 R, 0 ER, 0 BB, 11 K)

2018 MWL Players of the Month

Month	Player, Team	Position
April	Yenny Diaz, Pitcher	Lansing Lugnuts/Blue Jays
May	Alex Kirilloff, Outfielder	Cedar Rapids Kernels/Twins
June	Ronaldo Hernandez, Catcher	Bowling Green Hot Rods/Rays
July	Elehuris Montero, Third Baseman	Peoria Chiefs/Cardinals
August	Chad Donato, Pitcher	Quad Cities River Bandits/Astros

Great Individual Performances of 2018

3-HOME RUN GAMES FOR BATTERS

DATE	BATTER	TEAM	OPPONENT
May 26	Hunter Hargrove	Beloit	Burlington

NO-HITTER

DATE	PITCHER	TEAM	OPPONENT
June 7	Paul Balestrieri	Peoria	Kane County (9 Innings)

ONE-HITTER


DATE	PITCHER	TEAM	OPPONENT
May 18	Tyler Mondile	Dayton	Great Lakes (7 Innings)

TWO-HITTER

DATE	PITCHER	TEAM	OPPONENT
July 25	Jayson McKinley	Kane Count	Beloit (9 Innings)

2018 MWL Awards

Sports Turf Manager of the Year	Zach Severns, Lansing Lugnuts
Athletic Trainer of the Year	Brian "Doc" Thorson, Beloit Snappers
Larry MacPhail Promotional Award Nominee	Fort Wayne TinCaps
John H. Johnson President's Award Nominee	Wisconsin Timber Rattlers
Rawlings Woman Executive of the Year Nominee	Tiffany Wardynski, Great Lakes Loons
John Henry Moss Community Service Award Nominee	Kane County Cougars
Charles K. Murphy Patriot Award Nominee	Dayton Dragons
Midwest League Executive of the Year	Rob Zerjav, Wisconsin Timber Rattlers



*Join the Major League Stars of Tomorrow at the
Midwest League
All-Star Game, June 18, 2019.*

FOUR WINDS FIELD

SOUTH BEND, INDIANA

2018 MWL Postseason All-Star Team

<u>POSITION</u>	<u>PLAYER</u>	<u>B/T</u>	<u>HT/WT</u>	<u>BIRTHDATE</u>	<u>CLUB/AFFILIATE</u>
First Base	Yariel Gonzalez	S/R	6'1/215	06/01/94	Peoria/St. Louis
Second Base	Vidal Brujan	S/R	5'10/170	02/09/98	Bowling Green/Tampa Bay
Third Base	Elehuris Montero	R/R	6'3/195	08/17/98	Peoria/St. Louis
Shortstop	Royce Lewis	R/R	6'1/195	06/05/99	Cedar Rapids/Minnesota
Outfield	Alex Kirilloff	L/L	6'2/205	11/09/97	Cedar Rapids/Minnesota
	Ernie De La Trinidad	L/L	5'9/165	01/03/96	Kane County/Arizona
	Moises Gomez	R/R	6'1/215	08/27/98	Bowling Green/Tampa Bay
Catcher	Ronaldo Hernandez	R/R	6'2/225	11/11/97	Bowling Green/Tampa Bay
Designated Hitter	Hendrik Clementina	R/R	6'0/250	06/17/97	Dayton/Cincinnati
RH Pitcher	Tommy Romero	R/R	6'2/225	07/08/97	Bowling Green/Tampa Bay
LH Pitcher	Oswaldo Hernandez	L/L	6'0/181	05/15/98	Fort Wayne/San Diego
RH Reliever	John Ghysel	R/R	6'5/210	05/18/86	Dayton/Cincinnati
LH Reliever	Travis Radke	L/L	6'4/237	03/06/93	Fort Wayne/San Diego

MOST VALUABLE PLAYER:

Elehuris Montero – Peoria/St. Louis

PROSPECT OF THE YEAR:

Royce Lewis – Cedar Rapids/Minnesota

MANAGER OF THE YEAR:

Craig Albernaz – Bowling Green/Tampa Bay

2018 MWL Playoffs

Quarterfinals:	Peoria defeats Quad Cities (2-0) Cedar Rapids defeats Beloit (2-0) Bowling Green defeats Lansing (2-0) West Michigan defeats Great Lakes (2-0)
Division Championship:	Peoria defeats Cedar Rapids (2-0) Bowling Green defeats West Michigan (2-0)
League Championship:	Bowling Green defeats Peoria (3-1)

2018 MWL Champions

BOWLING GREEN HOT RODS

2018 MWL Offensive Leaders

<u>Category</u>	<u>Leader</u>	<u>Team</u>	<u>Statistic</u>
Batting Average	Elehuris Montero	Peoria	.322
Games	Johnny Adams	Clinton	132
At Bats	Yoel Yanqui	Kane County	495
Hits	Austin Beck	Beloit	146
Total Bases	Moises Gomez	Bowling Green	237
Doubles	Moises Gomez	Bowling Green	34
Triples	Akil Baddoo	Cedar Rapids	11
Home Runs	Will Benson	Lake County	22
RBI	Moises Gomez	Bowling Green	82
Stolen Bases	Esteury Ruiz	Fort Wayne	49
Caught Stealing	Joseph Rosa	Clinton	17
Base on Balls	Ryan Noda	Lansing	109
Intentional Base on Balls	Yoel Yanqui	Kane County	6
On Base Percentage	Ryan Noda	Lansing	.421
Slugging Percentage	Elehuris Montero	Peoria	.529
Sacrifice Hits	Chris Singleton	South Bend	9
Sacrifice Flies	Carl Chester	Bowling Green	10
Grounded into Double Play	Gilbert Lara	Wisconsin	16

2018 MWL Fielding Leaders

Position	Leader	Team	Field Pct.
First Base	Hunter Hargrove	Beloit	.993
Second Base	Samad Taylor	Lansing	.979
Third Base	Colby Bortles	West Michigan	.929
Shortstop	Nick Allen	Beloit	.965
Outfield	Carl Chester	Bowling Green	.996
Catcher	Payton Henry	Wisconsin	.996
Pitcher	Christian Taugner	Wisconsin	1.000

2018 MWL Pitching Leaders

Category	Leader	Team	Statistic
Wins	Oszaldo Hernandez	Fort Wayne	11
Saves	John Ghyzel	Dayton	19
Games	Ryan Nutof	Dayton	46
Games Started	Nelson Hernandez	Wisconsin	28
Games Finished	Brian Glowicki	South Bend	40
Strikeouts	Packy Naughton	Dayton	137
Complete Games	Eudis Idrogo	West Michigan	2
Shutouts	8 Tied		1
Innings Pitched	Packy Naughton	Dayton	154.0
Walks	Johan Oviedo	Peoria	79
Losses	Juan Hillman	Lake County	12
Home Runs Allowed	Clay Chandler	Clinton	20
Earned Run Avg.	Mitchell Jordan	Beloit	2.67
Hits Allowed	Packy Naughton	Dayton	168
Runs Allowed	Juan Hillman	Lake County	95
Earned Runs Allowed	Juan Hillman	Lake County	74
	Nelson Hernandez	Wisconsin	74
Sacrifice Hits Allowed	Brian Glowicki	South Bend	8
Sacrifice Flies Allowed	Juan Hillman	Lake County	9
Hit Batters	4 Tied		11
Wild Pitches	Juan Hillman	Lake County	21
Balks	Kyle Weatherly	Lansing	5

BASEBALL RULES OF INTEREST

All-Star Selection: The Midwest League All-Stars are selected by the league's field managers. They may not vote for their own players.

Batting Average: Divide the number of safe hits by the total number of at-bats (at bats do not include walks, sacrifices, hit-by-pitch or times awarded first on obstruction or interference).

Consecutive Hitting Streak: A consecutive hitting streak shall not be terminated if the plate appearance results in a base on balls, hit batsman, defensive interference, or a sacrifice bunt. A sacrifice fly shall terminate the streak.

Consecutive Playing Streak: A consecutive game playing streak shall be extended if the player plays one half-inning on defense, or if he completes a time at bat by reaching base or being put out. A pinch-running appearance only shall not extend the streak. If a player is ejected from a game by an umpire before complying with these requirements, his streak shall continue.

Designated Hitter Rule: A hitter may be designated to bat for the pitcher in any spot in the batting order in any game without affecting the status of the pitcher. The designated hitter must be selected and be included in the lineup card presented to the umpire-in-chief prior to the game. The designated hitter is locked into the batting order, but may be removed for a pinch-hitter or pinch-runner who in turn becomes the designated hitter. The replacement player may stay in the game defensively, but the pitcher must take the place in the batting order of the replaced defensive player. This would terminate the role of the designated hitter for that game.

Doctored Bat: If a filled or "doctored" bat is used, the player is to be called out, ejected from the game and is subject to additional penalties. Any balls hit by an illegal bat do not count. If the umpire sees the illegal bat before it is used, he issues a warning, but there is no penalty.

Earned Run Average (ERA): Multiply the total number of earned runs by 9, then divide the result by the number of innings pitched.

Earned Runs Rule: A run for which the pitcher is held accountable. In determining earned runs, the inning should be reconstructed without errors and passed balls. The benefit of the doubt is always given to the pitcher in determining which bases would have been reached with errorless play.

Fielding Average: Divide the sum of putouts and assists by the total of putouts, assists, and errors (total chances).

Magic Number: Compute the number of games remaining, add one, then subtract the number of games ahead in the loss column of the closest opponent. This is the number of wins a team must have to secure the pennant.

Night Game: Any game scheduled to start after 5:00 pm (i.e. 5:01 pm) will be considered a night game. If a game is scheduled to start before 5:00 pm and is delayed for any reason, it shall be considered a day game.

On-Base Percentage: Add the total number of hits, walks, and hit-by-pitch and divide by the total number of at-bats, walks, hit-by-pitches, and sacrifice flies.

BASEBALL RULES OF INTEREST, CONT.

Player Eligibility: There are no age restrictions on player eligibility in the Midwest League, however, no more than two players on a team's active list may have five or more years of prior service. A player shall be credited with one year of minor league service for each season he was active or on the Disabled List of a minor league club for at least 30 days.

Qualifying Marks: To qualify for the league batting championship, a player must have a minimum of 378 plate appearances. To qualify for the ERA title, a pitcher must have at least 112 innings pitched.

Saves Rule: One save per game may be credited to a team. Credit a pitcher with a save when he meets all three of the following criteria:

- 1) He is the finishing pitcher in a game won by his club; and
- 2) He is not the winning pitcher; and
- 3) He qualifies under one of the following conditions:
 - a) He enters the game with a lead of no more than three runs and pitches for at least one inning; or
 - b) He enters the game with the potential tying run either on base, at bat, or on deck; or
 - c) He pitches effectively for at least three innings.

A "blown save" occurs when a pitcher who has entered a game in a save situation departs with the save situation no longer in effect because he has given up the lead. If the save situation still exists when he leaves the game, he is not charged with a save opportunity. If he has not given up the lead when he leaves the game, even though the save situation may no longer exist, he is not charged with a save opportunity.



BASEBALL RULES OF INTEREST, CONT.

The “Hold”: The hold is not an official statistic, but it was created as a way to credit middle relief pitchers for a job well done. Starting pitchers get win, and closers get saves, but the guys who pitch in between the two rarely get either statistic. So what’s the most important thing one of these middle relievers can do? “Hold” a lead. If a reliever comes into a game to protect a lead, gets at least one out and leaves without giving up that lead, he gets a hold. But you can’t get a save and a hold at the same time.

Slugging Percentage: Divide the total bases of all hits by the total number of at-bats.

Suspended Game Rule 4.11(d) (Official Baseball Rules): A called game ends at the moment the umpire terminates play. EXCEPTION: If the game is called while an inning is in progress and before it is completed, the game becomes a SUSPENDED game in each of the following situations:

1. The visiting team has scored one or more runs to tie the score and the home team has not scored;
2. The visiting team has scored one or more runs to take the lead and the home team has not tied the score or retaken the lead;
3. The game has not become a regulation game (4.5 innings with the home team ahead, or five innings with the visiting club ahead or tied).
4. Any regulation game tied at the point play is stopped because of weather, curfew, or other reason.
5. If a game is suspended before it becomes a regulation game, and is continued prior to another regularly scheduled game, the regularly scheduled game will be limited to seven innings.
6. If a game is suspended after it is a regulation game, and is continued prior to another regularly scheduled game, the regularly scheduled game will be a nine inning game.

EXCEPTION: The Suspended Rule will not apply to the last scheduled game between the two teams during the championship season, or League Playoffs.

Winning and Losing Pitcher: The winning pitcher is the pitcher who is in the game when his team assumes a lead that it does not relinquish. The starting pitcher must complete five full innings to be eligible to earn the win. If the starting pitcher does not complete at least five innings, and his team holds the lead at the time he is removed from the game and maintains the lead over the remainder of the game, then the official scorer shall award the win to the relief pitcher judged to have been most effective. The losing pitcher is the pitcher who is charged with the run that gives the winning team a lead that it does not relinquish. Whenever the score is tied, the game becomes a new contest insofar as the winning and losing pitcher is concerned.

Won-Lost Percentage: Divide the number of games won by the total number of games played.



BELOIT SNAPPERS

P.O. Box 855
 Beloit, WI 53512-0855
 Phone: (608) 362-2272
 Fax: (608) 362-0418
 Press Box: (608) 362-2078
 Email: snappy@snappersbaseball.com
 Website: www.snappersbaseball.com

MIDWEST LEAGUE MEMBER SINCE 1982

Front Office Staff:

Owned and Operated by..... Beloit Professional Baseball Association, Inc.
 President Dennis Conerton
 General Manager Jeff Gray
 Ticket and Group Sales Manager..... Tommy Himebaugh
 Marketing and Media Manager..... Ben Vigliarolo
 Operations Manager Austin Parrish
 Head Groundskeeper Erik Steffenson
 Clubhouse Manager Austin Schelhaas

Field Staff:

Field Manager Lloyd Turner
 Pitching Coach..... Don Schulze
 Hitting Coach..... Juan Dilone
 Assistant Coach..... Anthony Phillips
 Trainer Brian "Doc" Thorson
 Strength @ Conditioning..... Scott Smith

Pohlman Field:

Stadium Address: 2301 Skyline Drive, Beloit, WI 53511
 Built: 1982
 Capacity: 3,501
 Dimensions: LF – 325
 CF – 380
 RF – 325

2018 Attendance: 64,574

Per Game Average: 1,025

GAME DAY INFORMATION:

Standard Game Times:

	April	May-September
Monday-Friday	6:30 pm	6:30 pm
Saturday	4:00 pm	6:30 pm
Sunday	2:00 pm	2:00 pm

Exceptions:

Tuesday, May 7th @ 11:00 am
Tuesday, May 21st @ 11:00 am
Monday, July 22nd @ Noon
Monday, September 2 @ 2:00 pm

Ticket Prices:

Field Level Seats.....	\$12.00 day of game/\$10.50 in advance
Box Seats	\$11.00 day of game/\$9.50 in advance
Reserved Seats	\$10.00 day of game/\$8.50 in advance
General Admission	\$9.00 day of game/\$7.50 in advance

Radio Broadcast Information:

TBD (Limited basis)

Hotel Information:

Visiting Team

Rodeway Inn
2956 Milwaukee Road
Beloit, WI 53511
Phone: (608) 364-4000
Contact: Danyel Vance

Umpires

Garden Hotel & Conference Center
200 Dearborn Ave.
South Beloit, IL 61080
Phone: (815) 525-3600
Contact: Karen Windsor

Oakland Athletics:

Keith Lieppman – Director of Player Development
7000 Coliseum Way
Oakland, CA 94621
Phone: (510) 638-4900

Directions: From 1-90 Take exit 185 A (Beloit). At the third stoplight (Cranston Road), turn right. Follow Cranston about a mile and a half. Telfer Park/Snappers parking is on the right hand side just past the Cranston/Shopiere intersection. From I-43: Follow I-43 into Beloit (I-43 ends in Beloit and becomes Milwaukee Road). At the third stoplight (Cranston Road), turn right. Follow Cranston a mile and a half. Telfer Park/Snappers parking is on the right side just past the Cranston/Shopiere intersection.



BOWLING GREEN HOT RODS

300 8th Ave
Bowling Green, KY 42101
Phone: (270) 901-2121
Fax: (270) 901-2165
Press Box: (270) 846-3939
Email: fun@bghotrods.com
Website: www.bghotrods.com

MIDWEST LEAGUE MEMBER SINCE 2010 (FORMERLY SOUTH ATLANTIC LEAGUE)

Front Office Staff:

Owned and Operated By.....	BG SKY, LLC
Owner.....	Jack Blackstock
General Manager/COO.....	Eric Leach
Assistant General Manager.....	Matt Ingram
Director of Sales.....	Kyle Wolz
Director of Ballpark Operations.....	Wallace Brown
Promotions and Community Relations Manager.....	Laura Feese
Director of Food and Beverage.....	Elliott Stahl
Creative Services Manager-Graphic.....	Emma Reese
Creative Services Manager-Video.....	Todd Warren
Box Office Manager.....	Jon Barhorst
Group Sales Manager.....	Daniel Kline
Corporate Sales.....	Barry Vincent
Account Executive.....	George Collins
Head Groundskeeper.....	Tradd Jones
Assistant Director, Stadium Operations.....	Brock Wilson
Account Executive/Retail Manager.....	Nathen Baer
Broadcaster/Media Relations.....	Shawn Murnin

Field Staff:

Field Manager.....	Reinaldo Ruiz
Pitching Coach.....	Brian Reith
Coach.....	Manny Castillo
Coach.....	Jeremy Owens
Trainer.....	Brian Newman

Bowling Green Ballpark:

Stadium Address: 300 E. 8th Avenue, Bowling Green, KY 42101
Built: 2009
Capacity: 4,559
Dimensions: LF - 318
CF - 400
RF - 326

2018 Attendance: 178,329

Per Game Average: 2,702

GAME DAY INFORMATION

Standard Game Times:

Monday – Saturday 6:35 pm
Sunday 2:05 pm

Exceptions:

Several. Please visit www.bghotrods.com for the complete list of exceptions.

Ticket Prices:

Advanced

Club Seats: \$20.00
Premium Box: \$10.00
Box: \$8.00
General Admission \$8.00

Day Of

Club Seats: \$24.00
Premium Box: \$14.00
Box: \$12.00
General Admission: \$8.00

Radio Broadcast Information:

Flagship Radio

WLYE 1340 AM/94.1 FM

Shawn Murnin, Play-By-Play

Announcer Kirk Patrick, Program

Director Phone: (270) 843-3333

Fax: (270) 843-0454

Hotel Information:

Visiting Team

Clarion Inn & Suites
166 Cumberland Trace Road
Bowling Green, KY 42103
Phone: (270) 282-7130
Fax: (270) 282-7129
Contact: Steve Garden

Umpires

Hotel Sync
518 Corvette Dr.
Bowling Green, KY 42101
Phone: (270) 745-0123
Contact: Preetesh

Tampa Bay Rays:

Mitch Lukevics – Director of Minor League Operations

Tropicana Field

One Tropicana Drive

St. Petersburg, FL 33705

Phone: (727) 825-3275

Fax: (727) 825-3493

Directions: From I-65, merge onto KY-446 W via EXIT 28 toward US-31W/Bowling Green. Take the US-31W South ramp toward Bowling Green. Merge onto US-68 W/KY-80 W. Turn left onto E 8th Avenue. The ballpark is directly ahead.



BURLINGTON BEES

P .O . Box 824
 Burlington, IA 52601
 Phone: (319) 754-5705
 Fax: (319) 754-5882
 Press Box: (319) 754-5705
 Email: kim@gobees.com
 Website: www.gobees.com

MIDWEST LEAGUE MEMBER SINCE 1962

Front Office Staff:

Owned and Operated By..... Burlington Baseball Association, Inc.
 President Scott Zaiser
 General Manager..... Kim Parker
 Director of Ticketing & Merchandising.....Jill Mason
 Director of Media Relations.....Ted Gutman
 Sales & Stadium Operations Tad Lowary
 Sales, Stadium Operations & Community Relations... Nick Carey
 Head Groundskeeper Lance Weber
 Clubhouse Manager..... Corbin Schindler

Field Staff:

Field Manager..... Jack Howell
 Pitching Coach Jonathan Van Eaton
 Hitting Coach Will Bradley
 Defensive Coach Trevor Nyp
 Trainer Nick Faciana
 Strength & Conditioning Coach..... Omar Porras

Community Field:

Stadium Address: 2712 Mt. Pleasant Street, Burlington, IA 52601
 Built: 1947
 Rebuilt: 1973
 Renovated: 2005
 Capacity: 3,200
 Dimensions: LF - 338
 CF - 403
 RF - 318

2018 Attendance: 53,259

Per Game Average: 859

GAME DAY INFORMATION

Standard Game Times:

Saturday-April-May 5:00 pm
Monday-Saturday 6:30 pm
Sunday 2:00 pm

Ticket Prices:

Box Seats \$10.00
Reserved Seats \$9.00
General Admission..... \$8.00
Senior/Student/Military \$6.00

Broadcast Stream Information:

Stream on www.gobees.com

Home games only
RJ Larson
Phone: (319) 754-5705
Fax: (319) 754-5882

Hotel Information:

Visiting Team

PZAZZ! Hotel at Fun City
3001 Winegard Drive
Burlington, IA 52601
Phone: (319) 753-2223
Fax: (319) 753-2224
Contact: Marlena Switzer

Umpires

PZAZZ! Hotel at Fun City
3001 Winegard Drive
Burlington, IA 52601
Phone: (319) 753-2223
Fax: (319) 753-2224
Contact: Marlena Switzer

Los Angeles Angels of Anaheim:

Mike LaCassa – Director of Minor League Operations
2000 Gene Autry Way
Anaheim, CA 92806
Phone: (888) 796-HALO

Directions: From Hwy US 34, take US Hwy 61 North to Mt. Pleasant Street, turn east 1/8 mile.



CEDAR RAPIDS KERNELS

P.O. Box 2001
 Cedar Rapids, IA 52406
 Phone: (319) 363-3887,
 (800) 860-3609
 Fax: (319) 363-5631
 Press Box: (319) 896-7579
 Home Clubhouse: (319) 896-7567
 Visitor Clubhouse: (319) 896-7563
 Email: kernels@kernels.com
 Website: www.kernels.com

MIDWEST LEAGUE MEMBER SINCE 1962

Front Office Staff:

President..... Greg Seyfer
 Chief Executive Officer Doug Nelson
 General Manager Scott Wilson
 Radio Broadcasters Morgan Hawk & Chris Kleinhans-Schulz
 I/T and Communications Manager Andrew Pantini
 Sr. Director of Ticket/Group Sales Andrea Brommelkamp
 Ticket Office Manager Peter Keleher
 Sr. Director of Corporate Sales & Marketing Jessica Fergesen
 Accounting Manager Tracy Barr
 Community Relations Manager..... Aron Brecht
 Director of Food & Beverage..... Brett Heikkila
 Food & Beverage Manager Addysen Wallingford
 Stadium Operations Manager Brad Mochal
 Office Manager/Donations Coordinator Sherry Downey
 Sports Turf Manager..... Jesse Roeder
 Team Historian Marcia Moran

Field Staff:

Field Manager Brian Dinkelman
 Pitching Coach..... Virgil Vasquez
 Hitting Coach..... Ryan Smith
 Infield Coach Luis Rodriguez
 Trainer Tyler Blair
 Strength Coach..... Kyle Kelly

Perfect Game Field at Veterans Memorial Stadium:

Stadium Address: 950 Rockford Road SW, Cedar Rapids, IA 52404
 Built: 2002
 Capacity: 5,300
 Dimensions: LF - 315
 CF - 400
 RF - 325

2018 Attendance: 160,131

Per Game Average: 2,320

GAME DAY INFORMATION

Standard Game Times:

	April	May - September
Monday - Friday	6:35 pm	6:35 pm
Saturday	5:05 pm	6:35 pm
Sunday	2:05 pm	2:05 pm

Exceptions:

April 20 @ 2:05 pm
May 15 @ 12:05 pm
May 22 @ 12:05 pm
May 27 @ 12:05 pm
June 12 @ 12:05 pm
July 1 @ 12:05 pm
July 4 @ 5:05 pm
July 15 @ 12:05 pm
July 29 @ 12:05 pm

Ticket Prices:

Advance/Game Day

Premier.....	\$12.00 / \$13.00
Club.....	\$11.00 / \$12.00
Plaza.....	\$9.00 / \$10.00
Lawn.....	\$8.00 / \$9.00

Radio Broadcast Information:

KMRY 1450 AM / 93.1 KMRY FM

Eric Walker, General Manager

Morgan Hawk & Chris Kleinhans-Schulz, Play-by-Play Broadcasters

Phone: (319) 393-1450

Fax: (319) 393-1407

Games broadcast online at www.kernels.com and www.kmryradio.com

Television Broadcast Information:

KCRG TV-9 (ABC) – Scott Saville / Josh Christensen / John Campbell / Mike O'Brien

KGAN TV-2 (CBS) – Zach Hanley / Matt Lange / Grant Becker

KFXA TV-28 (FOX) – Zach Hanley / Matt Lange / Grant Becker

KWWL TV-7 (NBC) – Rick Coleman / Mark Woodley

Hotel Information:

Visiting Team

Comfort Inn & Suites
2025 Werner Ave NE
Cedar Rapids, IA 52402
Phone: (319) 378-8888
Fax: (319) 378-9899
Contact: Dipti Amin

Umpires

Comfort Inn & Suites
2025 Werner Ave NE
Cedar Rapids, IA 52402
Phone: (319) 378-8888
Fax: (319) 378-9899
Contact: Dipti Amin

Minnesota Twins:

Jeremy Zoll, Director, Minor League Operations
1 Twins Way
Minneapolis, MN 55403
Phone: (612) 659-3400

Directions: From I-380 North: Take the Wilson Ave. exit. Turn left on Wilson Ave. After the railroad tracks, turn right on Rockford Road. Proceed 0.8 miles, stadium is on your left. From I-380 South, exit at First Avenue West. Turn right on First Avenue. Proceed to 15th Street and turn left. Proceed to Eighth Avenue (1st stop sign) and turn left. Stadium entrance is 0.1 miles on your right (before tennis courts).



CLINTON LUMBERKINGS

P.O. Box 1295
Clinton, IA 52733-1295
Phone: (563) 242-0727
Fax: (563) 242-1433
Press Box: (563) 242-0727
Email: lumberkings@lumberkings.com
Website: www.lumberkings.com

MIDWEST LEAGUE MEMBER SINCE 1956

Front Office Staff:

Owned and Operated By	Clinton Baseball Club, Inc.
President	Paul Davis
General Manager	Ted Tornow
Director of Broadcasting/Media Relations	Erik Oas
Director of Concessions	Nick Nelson
Director of Operations	Tyler Oehmen
Stadium Manager/Head Groundskeeper	TBD
Clubhouse Manager	Brandon Fait

Field Staff:

Field Manager	Mike Jacobs
Pitching Coach	Mark DeFelice
Hitting Coach	Frank Moore
Trainer	Melissa Hampton
Defensive Coach	TBD
Strength + Conditioning Coach	Amanda Sartoris

LumberKings Stadium:

Stadium Address: 537 Ball Park Drive, Clinton, IA 52732
Built: 1937 (renovated 2006)
Capacity: 5,000
Dimensions: LF - 335
 CF - 401
 RF - 325

2018 Attendance: 121,678 Per Game Average: 1,816

GAME DAY INFORMATION

Standard Game Times:

Monday - Saturday 6:30 pm
Sundays 2:00 pm

Exception:

Monday, July 15th @ 11:00 AM
Tuesday, April 9th @ Noon - 12:00 PM
Wednesday, April 10th @ 11:00 PM
Wednesday, April 24th @ 11:00 PM
Wednesday - May 1st @ 11:00 PM
Tuesday - April 23rd @ Noon

Ticket Prices:

Box Seats \$8.00
Adult General Admission \$7.00
Senior/Child General Admission \$6.00

Radio Broadcast Information:

Flagship Radio
WCCI 100.3FM (All 140 Games)
Erik Oas, Broadcaster
Beaver Miller, General Manager
Phone: (815) 273-7757
erikoas@lumberkings.com
beaver@wcciradio.com

Hotel Information:

Visiting Team

American Inn & Suites
1301 17th Street
Fulton, Illinois 61252
Phone: (815) 589-3333
Email: fulton.il@americinn.com
Contact: Heidi Fleener

Umpires

Baymont Inn & Suites
2300 Valley West Court
Clinton, IA 52732
Phone: (563) 243-1000
Fax: (563) 243-1003
Email: heather.waldorf@onelodging.com
Contact: Heather Waldorf

Miami Marlins:

Dick Scott - Director, Player Development
501 Marlins Way
Miami, FL 33125
Phone: (305) 480-1300

Directions: Hwy 30 East turns into 3rd Street. Turn right on 6th Avenue North, straight to field.



DAYTON DRAGONS

Fifth Third Field
 220 North Patterson Blvd.
 Dayton, OH 45402
 Phone: (937) 228-2287
 Fax: (937) 228-2284
 Press Box: (937) 281-0042
 Email: dragons@daytondragons.com
 Website: www.daytondragons.com

MIDWEST LEAGUE MEMBER SINCE 2000

Front Office Staff:

OWNERSHIP, MANAGEMENT

Operated By: Palisades Arcadia Baseball, LLC

President & General Manager	Robert Murphy
Executive Vice President	Eric Deutsch
Office Manager & Exec. Assistant to President	Leslie Stuck
Vice President & Assistant General Manager	Brandy Guinaugh
Vice Presidents, Corporate Partnerships	Brad Eaton, Trafton Eutsler
Vice President, Accounting & Finance	Mark Schlein
Senior Director of Entertainment	Kaitlin Rohrer
Director of Entertainment	Katrina Gibbs
Senior Director of Operations	John Wallace
Director of Facility Operations	Jason Fleenor
Director of Media Relations & Broadcasting	Tom Nichols
Director of Creative Services	James Westerheide
Director of Ticket Sales	Andrew Hayes
Director of Ticket Operations	Stefanie Mitchell
Senior Group Sales Manager	Carl Hertzberg
Senior Manager of Corporate Partnerships	Greg Lees
Senior Business Development Manager	Sam Schneider
Senior Inside Sales Manager	Mandy Roselli
Group Sales Managers	Matt Dombrowski, Grant Hall, Dosh Hyde, Seth Mackesy, Andrew Majzan, Ben Shockley
Business Development Managers	Sam Bowers, Randy Stites
Corporate Partnerships Managers	Christine Burns, Megan Norkunas, Brandon Rexin, Alex Wilker
Sports Turf Manager	Tanner Turner
Operations Manager	Tyler Dunton
Manager of Retail Operations	Kyle Dunlap
Ticket Operations Manager	Jordyn Lewis
Graphic Designer	Ali Beach
Multimedia Designer	Connor Boyle
Senior Accountant	Dawn Reed
Corporate Partnership Assistants	Brittany Snyder, Tyler Hess
Entertainment Assistant	Jamie Penwell
Operations Assistants	Chandler Dawson, Shane Hale
Administrative Secretary	Barbara Van Schaik

Field Staff:

Field Manager	Luis Bolivar
Pitching Coach	Seth Etherton
Hitting Coach	Mike Devereaux
Bench Coach	Kevin Mahar
Trainer	Andrew Cleves
Strength & Conditioning	Justin Bucko

Fifth Third Field:

Stadium Address: Fifth Third Field, 220 N. Patterson Blvd. Dayton, OH 45402
 Built: 2000
 Capacity: 6,830
 Dimensions: LF – 338
 CF – 402
 RF – 338

2018 Attendance: 550,725**Per Game Average: 7,868****GAME DAY INFORMATION****Standard Game Times:**

Monday - Saturday 7:00 pm
 Sunday 2:00 pm

Exception:

September 2 2:00 pm

Ticket Prices:

Stadium Seating..... \$19.00
 Lawn Seating \$9.00

Radio Broadcast Information:

Flagship Radio
 WONE 980 AM Radio
 Lisa Rice, Market Manager
 Dave Alexander, Program Director
 Tom Nichols and Josh Hess, Radio Announcers
 Phone: (937) 224-1137
 Fax: (937) 224-5015

Television Broadcast Information:

Flagship Station
 WBĐT Dayton's CW Channel 26
 Tom Nichols and Jack Pohl, Television Announcers
 Number of games broadcast: 25 Home Games
 All 70 home games on MiLB TV

Hotel Information:**Visiting Team**

Courtyard by Marriott
 100 Prestige Place
 Miamisburg, OH 45342
 Phone: (937) 433-3131
 Fax: (937) 433-0285
 Contact: Ashley McClure

Umpires

Courtyard by Marriott
 100 Prestige Place
 Miamisburg, OH 45342
 Phone: (937) 433-3131
 Fax: (937) 433-0285
 Contact: Ashley McClure

Cincinnati Reds:

Eric Lee – Sr. Director, Player Development
 100 Main Street
 Cincinnati, OH 45202
 Phone: (513) 765-7000
 Fax: (513) 765-7799

Directions: From the North: I-75 South to downtown Dayton. Take Exit 54 A, turn left on Main Street, then left on First Street to stadium. From the South: I-75 to downtown Dayton. Take Exit 52B to US 35 East; exit left to Jefferson Street; slight right to Patterson Blvd. to stadium.



FORT WAYNE TINCAPS

1301 Ewing Street
 Fort Wayne, IN 46802
 Phone: (260) 482-6400
 Fax: (260) 471-4678
 Press Box: (260) 407-5769
 Email: info@tincaps.com
 Website: www.TinCaps.com
 Twitter/Instagram/Facebook/
 @TinCaps
 Snapchat: TinCapsBaseball

MIDWEST LEAGUE MEMBER SINCE 1993

— Formerly The Fort Wayne Wizards (1993-2008)

Front Office Staff:

Owned and Operated.....	Hardball Capital
Principal Owner	Jason Freier
Team President	Mike Nutter
Vice President – Finance	Brian Schackow
Vice President – Corporate Partnerships.....	David Lorenz
Vice President – Marketing and Promotions	Michael Limmer
Director of Group Sales	Jared Parcell
Assistant Director of Group Sales	Brent Harring
Senior Ticket Account Manager	Austin Allen
Ticket Account Manager	Dalton McGill
Ticket Account Manager	Jenn Sylvester
Ticket Account Manager	Tyler Lantz
Director of Ticketing.....	Paige Watson
Reading Program Director/Asst Dir. of Ticketing.....	Kade Zvokel
Creative Director	Tony DesPlaines
Director of Video Production	Melissa Harring
Assistant Video Production Manager	Tim Bajema
Broadcasting and Media Relations Manager.....	John Nolan
Community Engagement Manager	Morgan Olson
Digital Content Manager.....	Cory Stace
Corporate Partnerships Manager.....	Devon Merder
Director of Food & Beverage.....	Bill Lehn
Executive Chef & Culinary Director	Pisarn Amornarthakij
Food & Beverage Operations Manager	Nate Seaman
VIP Services Manager.....	Dominick Catanzarite
Commissary Manager	Eric Sauer
Merchandise Manager	Jen Klinker
Head Groundskeeper	Keith Winter
Director of Facilities	Tim Burkhardt
Accounting Manager/Facilities Manager.....	Erik Lose
Groundskeeping/Stadium Operations Assistant	Jake Sperry
Special Events Manager	Holly Ranev
Banquet Event Manager	Alexis Strabala
Human Resources Administrator/Office Manage.....	Cathy Tinney
Ballpark Cleaning Crew Supervisor.....	Jeff Johnson

Field Staff:

Field Manager	Anthony Contreras
Pitching Coach	Burt Hooton
Hitting Coach.....	Jonathan Mathews
Coach	Jhonny Carvajal
Athletic Trainer	Allyse Kramer
Strength & Conditioning Coach	Sam Hoffman

Parkview Field:

Stadium Address: 1301 Ewing Street Fort Wayne, IN 46802
Built: 2009
Capacity: 8,100
Dimensions: LF - 336
CF - 400
RF - 318

2018 Attendance: 376,422 Per Game Average: 5,703

GAME DAY INFORMATION

Standard Game Times:

Monday-Saturday 7:05 pm
Sunday 1:05 or 3:05 pm

Exceptions:

Wednesday, April 10 (11:05 am)... Saturday, April 20 (1:05 pm)... Tuesday, April 23 (12:05 pm)...
Wednesday, April 24 (11:05 am)... Wednesday, May 1 (11:05 am)... Wednesday, May 22 (11:05 am)...
Wednesday, June 26 (12:05 pm)... Thursday, July 4 (6:05 pm)... Saturday, July 20 (6:05 pm)... Tuesday,
Aug. 6 (12:05 pm)... Sunday, Sept. 1 (6:05 pm)

Ticket Prices:

Lawn Seats \$6.00
Reserved Seats \$10.00
All-Star Seats & Home Run Porch \$12.00
Legacy Seats \$15.00

Radio Broadcast Information:

WKJG, ESPN Radio 1380 AM & 100.9 FM (140 Games & Playoffs)
Jim Allgeier, General Manager
Ben Saurer, Sales Manager
Mike Ragozino, Program Director

Television Broadcast Information:

Comcast Network 81 & MiLB.TV (All 70 home games
& playoffs) John Nolan, Play-by-Play Announcer
@John_G_Nolan
nolan@tincaps.com
Phone: (260) 407-2804

Hotel Information:

Visiting Team

Quality Inn
1734 West Washington Center Rd.
Fort Wayne, IN 46818
Phone: (260) 489-5554
Fax: (260) 489-6450
Contact: Rhonda Jacquay

Umpires

Hyatt Place
111 W. Washington Center Rd.
Fort Wayne, IN 46825
Phone: (260) 471-8522
Fax: (260) 471-9223
Contact: Angie McCathy

San Diego Padres:

Sam Geaney – Director, Player Development
100 Park Boulevard
San Diego, CA 92101
Phone: (619) 795-5340
Fax: (619) 795-5036

Directions: I-69 South to Exit 111A. South onto Lima Road (US 27). Lima Road becomes South Clinton Street. Right onto Brackenridge Street. Continue slight right on Brackenridge Street. Ballpark is 0.3 miles west on right.



GREAT LAKES LOONS

825 East Main Street
 Midland, MI 48640
 Phone: (989) 837-BALL
 Fax: (989) 837-8780
 Press Box: (989) 837-6158
 Email: info@loons.com
 Website: www.loons.com

MIDWEST LEAGUE MEMBER SINCE 2007

Front Office Staff:

Operated By.....Michigan Baseball Operations
 Stadium Ownership.....Michigan Baseball Foundation
 Founder, CEOWilliam Stavropoulos
 President, General Manager.....Brad Tammen
 Senior VP, Chief Operating Officer Scott Little
 VP, Chief Financial Officer Jana Chotivkova
 VP, Chief Revenue OfficerChris Mundhenk
 VP, Baseball Operations..... Tiffany Wardynski
 AGM, Marketing/CommMatt DeVries
 AGM, Facility Ops.....Dan Straley
 Sr Dir, Community Impact.....Thom Pepe
 Dir, Accounting.....Jamie Start
 Dir, Business Analytics.....Eric Ramseyer
 Dir, Creative Services.....Alex Seder
 Dir, Corporate Partnerships Tyler Kring
 Dir, Food & Beverage.....Allen Cranfill
 Dir, Group Sales..... Tony Garant
 Dir, Production.....Trent Elliott

Dir, Tickets.....Noah Heiber
 Mgr, Accounting.....Holly Snow
 Mgr, Catering..... Ryan Teeple
 Mgr, Concessions.....Andrew Booms
 Mgr, Group Ticket Sales.....Sam PeLong
 Mgr, Promotions.....Cameron Bloch
 Mgr, Retail.....Kimberley Emerick
 Coord, Group Ticket SalesRiley Paulus
 Coord, Group Ticket Sales.....Rickey Rissman
 Corporate Account Executive.....Drew Moomey
 Corporate Account ExecutiveJoe Volk
 Executive Chef.....Andrea Noonan
 Head Groundskeeper Kelly Rensel
 Administrative SupportMelissa Kehoe
 Play-by-Play Broadcaster Brad Tunney
 Play-by-Play Broadcaster Blake Froling
 GM, Dow Diamond Events Dave Gomola

Field Staff:

Field Manager John Shoemaker
 Pitching Coach.....Luis Meza
 Hitting Coach.....Justin Viele
 Coach.....Jason Bourgeois
 Trainer.....Jesse Guffey
 Strength & Conditioning Coach.....Gage Crosgrove

Dow Diamond:

Stadium Address: 825 East Main Street, Midland, MI 48640
 Built: 2007
 Capacity: 5,200
 Dimensions: LF – 332, LCF - 375, CF – 400, RCF - 373, RF – 325

2018 Attendance: 187,220

Per Game Average: 2,837

GAME DAY INFORMATION

Standard Game Times:

Monday–Friday (April–early May)	6:05 pm
Saturday (April)	2:05 pm
Monday–Saturday (late May–September)	7:05 pm
Sunday (all season)	2:05 pm

Exceptions:

April 6 @ 4:05 pm	May 27 @ 2:05 pm
April 24 @ 2:05 pm	June 5 @ 10:35 am
May 2 @ 10:35 am	July 22 @ 12:05 pm
May 15 @ 10:35 am	August 12 @ 12:05 pm

Ticket Prices:

Reserve Box Seats	\$10.00 Advance Purchase (\$11.00 Game Day)
Lawn Seats.....	\$7.00 Advance Purchase (\$8.00 Game Day)

Radio Broadcast Information:

Flagship Radio Station: ESPN 100.9-FM (WLUN) (ESPN1009.com)
Brad Tunney, Play-by-Play Broadcaster
Blake Froling, Play-by-Play Broadcaster

Hotel Information:

Visiting Team

Holiday Inn
810 Cinema Drive
Midland, MI 48642
Phone: (989) 794-8500
Fax: (989) 794-8501
Contact: Justine Doyle

Umpires

Holiday Inn
810 Cinema Drive
Midland, MI 48642
Phone: (989) 794-8500
Fax: (989) 794-8501
Contact: Justine Doyle

Los Angeles Dodgers:

Brandon Gomes, Director of Player Development
1000 Elysian Park Avenue
Los Angeles, CA 90012-1199
Phone: (818) 808-6393

Directions from the South (Saginaw, Flint, Detroit): Take I-75 North to US-10 West. Follow US-10 W to the M-20/US-10 BUS exit on the LEFT toward DOWNTOWN MIDLAND (also known as Indian St.). Turn left onto State Street. The entrance to the stadium is located at the intersection of Ellsworth and State Streets.

Directions from East (Bay City): Take M-25 West, which becomes US-10 W. Follow US-10 W to the M-20/US-10 BUS exit on the LEFT toward DOWNTOWN MIDLAND (also known as Indian St.). Turn left onto State Street. The entrance to the stadium is located at the intersection of Ellsworth and State Streets.

Directions from the Northwest (Clare, Harrison, Houghton Lake): Take US-127 South to US-10 East toward Midland. Take the US-10 BUS / Eastman Ave. Exit. Turn left on West Wackerly St. Turn Right on Eastman Ave./US-10 BUS. Turn right onto State Street. The entrance to the stadium is located at the intersection of Ellsworth and State Streets.

Directions from the Northeast (Pinconning, Standish, West Branch): Take I-75 South to US-10 West. Follow US-10 W to the M-20/US-10 BUS exit on the LEFT toward DOWNTOWN MIDLAND (also known as Indian St.). Turn left onto State Street. The entrance to the stadium is located at the intersection of Ellsworth and State Streets.

Directions from the West (Mt. Pleasant): Take M-20 East to Main Street in Midland. Turn right on Main until it intersects with State Street. Turn left and enter the stadium at the intersection of Ellsworth and State Streets (one block down).



KANE COUNTY COUGARS

34W002 Cherry Lane
 Geneva, IL 60134
 Phone: (630) 232-8811
 Fax: (630) 232-8815
 Press Box: (630) 578-6246
 Email: info@kccougars.com
 Website: www.kccougars.com

MIDWEST LEAGUE MEMBER SINCE 1991

Front Office Staff:

Owned and Operated By	Cougars Baseball Partnership American Sports Enterprises, Inc.
Owners.....	Dr. Bob Froehlich, Cheryl A. Froehlich
Board of Directors	Dr. Bob Froehlich, Cheryl A. Froehlich, Stephanie Froehlich, Chris Neidhart, Marianne Neidhart
Chariman/Chief Executive/President/Owner:	Dr. Bob Froehlich
Vice President / General Manager:	Curtis Haug
Senior Director, Finance & Administration:	Douglas Czurylo
Senior Director, Ticketing:	Michael Patterson
Senior Director, Stadium Operations:	Mike Klafehn
Senior Director, Ticket Serv./Comm. Relations:	Amy Mason
Assistant Director of Ticket Operations:	Paul Quillia
Ticket Operations Representative:.....	Jeff Weaver
Sales Representative:	Dave Grochowski
Sales Representative:	Kelton Zimmerman
Senior Ticket Sales Representative:.....	Alex Miller
Communications Coordinator:	Jacque Boatman
Design & Graphics:	Emmet Broderick
Media Placement Coordinator:	Bill Baker
Food and Beverage Director:.....	Benito Suero
Executive Chef:	Ron Kludac
Business Manager, PSC:	Robin Hull
Personnel Manager, PSC:	Jen Miller
Finance/Accounting Manager:	Lance Buhmann
Accounting:	Sally Sullivan
Head Groundskeeper:	Sean Ehlert
PA Announcer:	Jim Leo
Stadium Maintenance Supervisor:	Jeff Snyder
Stadium Maintenance Assistant:.....	Mark Brasel
Promotions Director:.....	Caela McBride
Video Director:	Andy Cozzi
Office Manager:	Sherri Johnson
Director of Security:	Dan Klinkhamer

Field Staff:

Field ManagerVince Harrison
Pitching Coach.....Mike Parrott
Hitting Coach.....Micah Franklin
CoachCarlos Mesa
Athletic Trainer.....Kelly Boyce
Strength and Conditioning.....Tim Queck
Clubhouse ManagerScott Anderson

Northwestern Medicine Field

Stadium Address: 34W002 Cherry Lane, Geneva, IL 60134
Built: 1991 Capacity: 10,923
Dimensions: LF - 335
CF - 400
RF - 335

2018 Attendance: 350,028 Per Game Average: 5,469

GAME DAY INFORMATION

Standard Game Times:

	April - June	July - September
Monday - Friday	6:30 pm	6:30 pm
Saturday	1:00 pm or 6:30 pm	6:30 pm
Sunday	1:00 pm or 6:30 pm	1:00 pm or 6:30 pm

Ticket Prices:

Box Seats \$15
Reserved Seats \$13
Lawn..... \$11

Radio Broadcast Information:

WBIG 1280 AM (140 games)
Radio Announcer - Joe Brand
Steve Marten - General Manager
Phone: (630) 851-5200

Hotel Information:

Visiting Team

Pheasant Run Resort
4051 E. Main Street
St. Charles, IL 60174
Phone: (630) 584-6300
Fax: (630) 584-9831
Contact: Jeanne Hahn or
Eric Yarolimek

Umpires

Comfort Inn and Suites
1555 E. Fabyan Parkway
Geneva, IL 60134
Phone: (630) 208-8811
Fax: (630) 208-7844
Contact: Kim McNamara

Arizona Diamondbacks

Mike Bell – Director of Player Development
401 East Jefferson Street
Phoenix, AZ 85004
Phone: (602) 462-6500
Fax: (602) 462-6600

Directions: From West: I-88 East to Farnsworth Road North Exit, 5 miles north to Cherry Lane, left into stadium. From East: I-88 West to Farnsworth Road North Exit, 5 miles north to Cherry Lane, left into stadium. From North: Rte. 59 south to Rte. 64 (North Avenue), west to Kirk Road, south to Cherry Lane, right into stadium. From Northwest: I-90 to Randall Road South Exit, south to Fabyan Parkway, east to Kirk Road, north to Cherry Lane, left into stadium.



LAKE COUNTY CAPTAINS

35300 Vine Street
 Eastlake, OH 44095
 Phone: (440) 975-8085
 Fax: (440) 975-8958
 Press Box: (440) 975-8085 x144
 Email: info@captainsbaseball.com
 Website: www.captainsbaseball.com

MIDWEST LEAGUE MEMBER SINCE 2010 (FORMERLY SOUTH ATLANTIC LEAGUE)

Front Office Staff:

Chairman/Secretary/Treasurer	Peter Carfagna
Vice Chairman	Rita Carfagna
Vice President	Ray Murphy
General Manager	Neil Stein
Assistant General Manager	Jen Yorko
Manager of Promotions, Graphics Coordinator	Rachel Wallbrown
Sr. Director, Food and Beverage	John Klein
Director, Ticket Operations & Special Events	Justin Cartor
Director, Finance	Nicole Owens
Dir. of Production & Corp. Partnership Dev.	Tim O'Brien
Director, Stadium Operations	Matthew Boes
Manager, Turf Operations	Charlie Erlenbach
Asst. Manager, Food and Beverage	Helen Scholar
Sr. Director Corporate Sales and Media Relations	Craig Deas
Director, Ticket Sales	Kate Roth
Ticket Sales Account Executive	Olivia Vocke
Ticket Sales Account Executive	Kevin Clements
Manager, Community Relations & Game Presentation	Devin Levan-Galang
Office Assistant	Jim Carfagna
Radio Broadcaster	Andrew Luftglass

Field Staff:

Field Manager	Luke Carlin
Pitching Coach	Owen Dew
Hitting Coach	Jason Esposito
Bench Coach	Jordan Smith
Athletic Trainer	Patrick Reynolds
Strength & Conditioning Coach	Travis Roberson

Classic Park:

Stadium Address: 35300 Vine Street, Eastlake, Ohio 44095
 Built: 2003
 Capacity: 6,157 (plus lawn)
 Dimensions: LF - 320
 CF - 400
 RF - 320

2018 Attendance: 202,124 Per Game Average: 3,062

GAME DAY INFORMATION

Standard Game Times:

	April 4–May 30	May 31–September 2
Monday - Saturday	6:30 pm	7:00 pm
Sunday	1:30 pm	1:30 pm

Exceptions:

Wednesday, April 24 @ 12:00 pm	Thursday, May 2 @ 11:00 am
Wednesday May 15 @ 11:00 am	Wednesday, June 12 @ 12:00 pm
Sunday, July 7 @ 4:00 pm	Thursday, July 18 @ 11:00 am
Wednesday, July 31 @ 11:00 am	Sunday, August 11 @ 7:00 pm
Tuesday, August 27 @ 12:00 pm	Sunday, September 1 @ 6:00 pm
Monday, September 2 @ 1:00 pm	

Ticket Prices:

Advance/Game Day

Box Seats	\$10.00/\$12.00
Bleachers	\$10.00/\$12.00
General Admission	\$10.00/\$12.00

Radio Broadcast Information:

Monday through Thursday games—Internet Only
www.captainsbaseball.com
www.allsportscleveland.com

Friday and Saturday only Except August 23 and 30
WINT 1330 AM and 101.5 FM
440-946-1330

Sunday Only
ESPN 970 AM WFUN
Phone: 440-993-2126

Hotel Information:

Visiting Team

Red Roof Inn
4166 State Route 306
Willoughby, OH 44094
Phone (440) 946-9872
Fax (440) 946-3624
Contact: Ken Metzendorf

Umpires

Four Points by Sheraton
35000 Curtis Blvd.
Eastlake, OH 44095
Phone (440) 953-8000
Direct (440) 497-1620
Contact: Julie Mock

Cleveland Indians:

James Harris – Director of Player Development
2401 Ontario St.
Cleveland, OH 44115
Phone: (216) 420-4166
Fax: (216) 420-4321

*Directions: Off of Route 2, Classic Park is located directly off the Route 91 exit.
Off of I-90, Classic Park is located 1.5 miles south of the route 91 exit.*



LANSING LUGNUTS

505 E. Michigan Avenue
 Lansing, MI 48912
 Phone: (517) 485-4500
 Fax: (517) 485-4518
 Press Box: (517) 485-5307
 Email: info@lansinglugnuts.com
 Website: www.lansinglugnuts.com

MIDWEST LEAGUE MEMBER SINCE 1996

Front Office Staff:

Owned and Operated By Take Me Out to the Ballgame, LLC
 President & Co-Owner Tom Dickson
 Co-Owner Sherrie Myers
 President Nick Gruesser
 General Manager Tyler Parsons
 Director of Sales Ross Combs
 Senior Manager of Sales & Ticket Services Eric Pionk
 Corporate Account Executive Austin Rakestraw
 Corporate Account Executive Kyle England
 Corporate Account Executive Josh Arendsen
 Group Sales Representative Brandon Diorio
 Season Ticket Specialist Greg Kruger
 Box Office Supervisor Keith Schwartz
 Retail Director Matt Hicks
 Head Grounds Keeper Zach Severns
 Director of Stadium Operations Dennis Busse
 Stadium Operations Assistant James Wanda
 Stadium Events Assistant Manager Jacob Beczkiewicz
 Director of Food and Beverage John Thompson
 Concessions Manager Paul Ciucci
 Executive Chef Kirk Hansen
 Premium Manager Annie Krupp
 Director of Special Events Malinda Barr
 Special Events Manager Monica Arcaute
 Production Manager Ryan LeFevre
 Manager of Fan Engagement Stephanie Smigiel
 Broadcaster Jesse Goldberg-Strassler
 Corporate Partnerships Manager Ashley Loudan
 Corporate Partnerships Associate Bill Getschman
 Director of Finance Brianna Pfeil
 Executive Administrator Angela Sees

Field Staff:

Field Manager Dallas McPherson
 Pitching Coach Antonio Caceres
 Hitting Coach Logan Bone
 Position Coach Dave Pano
 Trainer Hiroki Yoshimoto
 Strength & Conditioning Aaron Spano

Cooley Law School Stadium:

Stadium Address: 505 E. Michigan Avenue, Lansing, MI 48912
 Built: 1996
 Capacity: 11,000
 Dimensions: LF - 305 CF - 412 RF - 305

2018 Attendance: 313,592

Per Game Average: 4,612 (68games)

GAME DAY INFORMATION

Standard Game Times:

Monday - Friday 7:05 pm
Saturday 7:05 pm
Sunday 1:05 pm

Ticket Prices:

Advance

Game Day

Executive Box	\$15.00	\$17.00
Box Seats	\$12.00	\$14.00
Lawn	\$8.00	\$10.00
Clubhouse	\$40.00	\$42.00
Pepsi Porch.....	\$35.00	\$37.00

Radio Broadcast Information:

Flagship Radio
730AM WVFN
Phone: (517) 394-7272
Fax: (517) 363-2273

Television Broadcast Information:

WILX TV-10
Tim Staudt
Phone: (517) 393-0110
Fax: (517) 393-9108

Hotel Information:

Visiting Team

Radisson
111 N. Grand Avenue
Lansing, MI 48933
P: 517-482-0188
F: 517-487-6646
Contact: Kimberly DeBrabander

Umpires

Radisson
111 N. Grand Avenue
Lansing, MI 48933
P: 517-482-0188
F: 517-487-6646
Contact: Kimberly DeBrabander

Toronto Blue Jays:

Charlie Wilson, Director, Minor League Operations
Bobby Mattick Training Center at Englebert Complex
1700 Solon Avenue
Dunedin, FL 34698
Phone: (727) 734-8007
Fax: (727) 734-8162

Directions: From East/West & South: I-496 downtown, north at Larch Street Exit, stadium on left. From North: 27-S becomes Cedar Street. Stadium on corner of Cedar and Michigan.



PEORIA CHIEFS

730 S.W. Jefferson Street
 Peoria, IL 61605
 Phone: (309) 680-4000
 Fax: (309) 680-4080
 Press Box: (309) 680-4045
 Email: feedback@chiefsnet.com
 Website: www.peoriachiefs.com

MIDWEST LEAGUE MEMBER SINCE 1983

Front Office Staff:

Owned and Operated By Peoria Chiefs Community Baseball Club, LLC
 General Manager Jason Mott
 Box Office Manager..... Ryan Sivori
 Director of Media & Community Engagement Nathan Baliva
 Director of Stadium Operations Patrick Walker
 Director of Creative Services..... Allison Rhoades
 Director of Ticket Sales Kate Voss
 Corporate Sales Manager..... Kevin Kurowski
 Account Executive Kyle Belback
 Inside Sales Manager John Phelps
 Inside Sales Rep..... Connor Meehan
 Inside Sales Rep..... Will Lyznicki
 Inside Sales Rep Zach Kozoduj
 Director of Food & Beverage Judy Franken
 Executive Chef..... Phil Daggerhart
 Head Groundskeeper Mike Reno

Field Staff:

Field Manager Erick Almonte
 Pitching Coach..... Cale Johnson
 Hitting Coach..... Russ Chambliss
 Trainer Chris Walsh
 Strength & Conditioning Coach Kyle Richter

Dozer Park:

Stadium Address: 730 S.W. Jefferson, Peoria, IL 61605
 Built: 2002
 Capacity: 7,000
 Dimensions: LF – 310
 CF – 400
 RF – 310

2018 Attendance: 208,275

Per Game Average: 3,156

GAME DAY INFORMATION

Standard Game Times:

Monday – Saturday 6:35 before June, and last week of August. Otherwise 7:00 pm
Sunday 2:05 pm or 5:05 pm

Ticket Prices:

Dugout Seat \$15.00 (\$13.00 kids ages 3-12)
Field Box Seat..... \$13.00 (\$11.00 kids ages 3-12)
Reserve Seat \$11.00 (\$9.00 kids ages 3-12)
Lawn \$9.00

*kids under 3 are free

Radio Broadcast Information:

Web streaming available at www.peoriachiefs.com and on Tuneln Radio App

Nathan Baliva – Voice of the Chiefs

(309) 680-4018

Free Peoria Chiefs App for iPhone, Android and Blackberry

Hotel Information:

Visiting Team

Quality Inn & Suites

4112 N. Brandywine Drive

Peoria, IL 61614

Contact: Jenni Pence

Phone: (309) 685-2556 ext. 501

Fax: (309) 685-6272

Umpires Hotel

Fairfield Inn & Suites

200 Eastlight Court

East Peoria, IL 61611

Contact: Mary Anne Arnett

Phone: (309) 699-4100

Fax: (309) 699-4300

St. Louis Cardinals:

Gary LaRocque – Director of Player Development


1000 South 4th St

St. Louis, MO 63102

P: 314-345-9600

F: 314-345-9519

Directions: From South/East: Take I-74 into Peoria and cross the Murray Baker Bridge. Then take the Jefferson St Exit. Turn left on Jefferson (One Way) until you arrive at Dozer Park which will be on your left. From North/West: I-74 Exit at 92 Glen Oak Dr. Go through the first light and then turn right Glendale will become Kumpf Blvd two blocks west. At the fourth light on Kumpf Blvd., turn right onto Jefferson Street. Stadium is on the left, two blocks up two blocks down the street.



QUAD CITIES RIVER BANDITS

209 S. Gaines St.
Davenport, IA 52802
Phone: (563) 324-3000
Fax: (563) 324-3109
Press Box: (563) 333-2700
Email: Bandit@RiverBandits.com
Website: www.RiverBandits.com

MIDWEST LEAGUE MEMBER SINCE 1960

Front Office Staff:

Owned and Operated By	Main Street Iowa, LLC
Owners.....	Dave Heller, Roby Smith
General Manager	Jacqueline Holm
Vice President of Sales	Shawn Brown
Vice President of Ticketing	Mike Candela
Assistant General Manager of Amusements	Bill Duncan
Director of Media Relations.....	Jason Kempf
Director of Merchandise	Darren Pitra
Director of Community Relations	Kaylee Golden
Director of Finance	Steve Hawk
Head Groundskeeper	Andrew Marking
Special Events Manager.....	Allie Hudson
Box Office Manager.....	Tyler Henderson
Director of Food & Beverage	Jon Williams
First Impressions Manager	Rae Mittan
Director of Promotions.....	Allie Bettenhausen
Director of Stadium Operations.....	Seth Reeve
Creative Services & Production Manager	Evan Wiseman
Pro Sports Catering, Catering Manager	Cody Harbeck
Executive Chef.....	Troy Ferrell
Concession Manager	Kate McKinley

Field Staff:

Field Manager	Ray Hernandez
Pitching Coach.....	Erick Abreu
Hitting Coach.....	Rafael Pena
Coach	Denton McNamee
Athletic Trainer.....	Alan Ranucci
Strength & Conditioning Coach	Zach Reding

Modern Woodmen Park:

Stadium Address: 209 South Gaines Street, Davenport, IA 52802
Built: 1931 (renovated 2004)
Capacity: 7,140
Dimensions: LF – 343
 CF – 400
 RF – 318

2018 Attendance: 224,684

Per Game Average: 3,287

GAME DAY INFORMATION

Standard Game Times:

Monday-Friday	6:35 pm
Saturday	6:35 pm
Sunday	1:15 pm (April, August), 5:15 pm (May - July)

Ticket Prices:

Club Seating	\$16.00
Lower Box Seats	\$14.00
Upper Box Seats	\$12.00
Bleachers	\$9.00
Berm / Standing Room	\$7.00
Pre Order Prices	\$1.00 less

Radio Broadcast Information:

KBOB 1170 AM
Townsquare Media Quad Cities
Rolf Pepple, Market President
Phone: (563) 884-7262
Jason Kempf, Play-by-Play
Phone: (563) 333-2727
jasonk@riverbandits.com

Hotel Information:

Visiting Team

Radisson Inn
111 E. 2nd Street
Davenport, IA 52801
Contact: Kimberly Rogis
Phone: (563) 327-2547

Umpires

(Multiple Locations)

Houston Astros:

Pete Putilla, Director of Player Development
Minute Maid Park
501 Crawford St.
Houston, TX 77002
Phone: (713) 259-8920
Fax: (713) 315-5542

Directions: From I-74, take State Street exit left, turns into River Drive, left on Gaines Street. From I-80, take Brady Street exit, south on Harrison Street, right on River Drive, left on Gaines Street.



SOUTH BEND CUBS

P.O. Box 4218
 South Bend, IN 46634
 Phone: (574) 235-9988
 Fax: (574) 235-9950
 Email: cubs@southbendcubs.com
 Website: www.southbendcubs.com

MIDWEST LEAGUE MEMBER SINCE 1988

Front Office Staff:

Owner Andrew Berlin
 President Joe Hart
 General Manager & V.P., Corporate Partnership Nick Brown
 Assistant General Manager, Tickets Andy Beuster
 Assistant General Manager, Operations Peter Argueta
 Director of Finance & Human Resources: Cheryl Carlson
 Director of Ticket Ops. & Customer Service Devon Hastings
 Director of Media & Promotions: Chris Hagstrom-Jones
 Radio Broadcaster Darin Pritchett
 Broadcaster & Media Relations Assistant Brandon King
 Merchandise Manager Mary Lou Pallo
 Senior Account Executive Mitch McKamey
 Account Executive Logan Lee
 Account Executive Matt Marencik
 Account Executive Brey Tyson
 Office Manager Sydney Ezell
 Head Groundskeeper TJ Wohlever
 Groundskeeper Jeremy Harper
 Operations Assistant Brandon Dunnam
 Director of Food and Beverage Nick Barkley
 Catering and Business Manager Kelly Kalsch
 Executive Chef Josh Farmer
 Concessions Manager Kyle Hoffmann

Field Staff:

Field Manager Buddy Bailey
 Pitching Coach Jamie Vermilyea
 Hitting Coach Paul McNulty
 Assistant Coach: Pedro Gonzalez
 Athletic Trainer James Edwards
 Strength Coach Dallas Lopez

Four Winds Field:

Stadium Address: 501 West South Street, South Bend, IN 46601
 Built: 1987
 Capacity: 5,000 (plus lawn)
 Dimensions: LF – 336
 CF – 405
 RF – 336

2018 Attendance: 343,763 Per Game Average: 4,911

GAME DAY INFORMATION

Standard Game Times:

Monday - Thursday	7:05 pm
Friday	7:35 pm
Saturday	7:05 pm
Sunday	2:05 pm

Exceptions:

April 13 (Saturday) @ 4:05 pm
April 27 (Saturday) @ 4:05 pm
May 8 (Wednesday) @ 10:35 am
May 27 (Memorial Day) @ 2:05 pm
May 29 (Wednesday) @ 10:35 am
May 30 (Thursday) @ 10:35 am
July 2 (Monday) @ 7:35 pm
July 3 (Tuesday) @ 7:35 pm
July 15 (Monday) @ 1:05 pm
September 2 (Labor Day) @ 2:05 pm

Ticket Prices: **Advanced/Game Day**

Field Box	\$11.00/\$12.00
Dugout Box	\$13.00/\$14.00

Radio Broadcast Information:

News & Sports Radio 96.1 FM / 960 AM WSBT
Announcers – Darin Pritchett & Brendan King
Director of Programming & Content - Bill Gamble
Phone: (574) 247-4343

Hotel Information:

Visiting Team

Aloft South Bend
111 N. Main St.
South Bend, IN 46601
Phone: (574) 288-8000
Fax: (574) 288-8003
Contact: Nick Featherstone

Umpires

Aloft South Bend
111 N. Main St.
South Bend, IN 46601
Phone: (574) 288-8000
Fax: (574) 288-8003
Contact: Nick Featherstone

Chicago Cubs:

Jason McLeod – Senior Vice President, Scouting/Player Development
Jaron Madison – Director of Player Development
1060 W. Addison
Chicago, IL 60613
Phone: (773) 404-2827
Fax: (773) 404-4129

*Directions: I-80/90 to Exit 77. Enter US 31/33 south to South Bend, to downtown (Main Street).
Right on Western Avenue, left on Taylor.*



WEST MICHIGAN WHITECAPS

P.O. Box 428
 Comstock Park, MI 49321-0428 Phone:
 (616) 784-4131
 Fax: (616) 784-4911
 Press Box: (616) 784-2870
 playball@whitecapsbaseball.com
 www.whitecapsbaseball.com

MIDWEST LEAGUE MEMBER SINCE 1994

Front Office Staff:

Owned and Operated By Whitecaps Professional Baseball Corp

Founder and Chairman	Low Chamberlin, Denny Baxter
CEO	Joe Chamberlin
President	Steve McCarthy
Vice President and General Manager	Jim Jarecki
Vice President of Sales	Dan Morrison
Facility Events Manager	Mike Klint
Director of Food & Beverage.....	Matt Timon
Director of Ticket Sales	Chad Sayen
Human Resources Manager	Beth Herman
Director of Marketing and Media Relations	Mickey Graham
Creative and Digital Design Manager.....	Elaine Cunningham
Social Media Manager.....	Alex Brodski
Promotions Manager	Ben Love
Operations Manager	Brett Frieze
Box Office Manager	Mike Epstein
Head Groundskeeper.....	Mitch Hooten
Merchandising Manager	Lori Ashcroft
Clubhouse Attendant.....	Sam Reatini
Sales Assistant	Leah Girard
IT Coordinator.....	Scott Lutz
Corporate Event Sales Manager.....	Alanna Klomp
Group Sales Operations Manager	Drew Willard
Hospitality Manager	Amanda Stephan
Accounts Receivable Assistant.....	Barb Renteria
Community Relations Coordinator	Jessica Muzevuca
Radio Play-by-Play Broadcaster	Dan Hasty

Field Office Staff:

Field Manager	Lance Parrish
Pitching Coach	Willie Blair
Hitting Coach	John Vander Wal
Coach.....	Ed Dennis
Trainer	Chris Vick

Fifth Third Ballpark:

Stadium Address: 4500 West River Drive, Comstock Park, MI 49321
Built: 1994
Capacity: 8,942
Dimensions: LF - 317
CF - 402
RF - 327

2018 Attendance: 386,6098 Per Game Average: 5,770 (67 Openings)

GAME DAY INFORMATION

Standard Game Times:

	April	May-September
Monday - Friday	6:35 pm	7:05 pm
Saturday	4:00 pm	7:05 pm
Sunday	2:00 pm	2:00 pm / 6:00 pm

Ticket Prices:

Premium Box Seat	\$17.00
Field Box Seat	\$15.00
Upper Box Seat	\$14.50
Reserved Seat	\$13.50
Lawn	\$9.00

Radio Broadcast Information:

Flagship Radio
The Ticket 106.1 FM / WJRW 1340 AM
Bruce Law
Dan Hasty, Play-by-Play
Phone: (616) 456-5461
Fax: (616) 451-3299

Hotel Information:

Visiting Team

Crowne Plaza Grand Rapids - Airport
5700 East 28th Street SE
Grand Rapids, MI 49546
Phone: (616) 957-1770
Fax: (616) 957-0217
Contact: Karl Knieling
kknienling@crowneplazagr.com

Umpires

Crowne Plaza Grand Rapids - Airport
5700 East 28th Street SE
Grand Rapids, MI 49546
Phone: (616) 957-1770
Fax: (616) 957-0217
Contact: Karl Knieling
kknienling@crowneplazagr.com

Detroit Tigers:

Dan Lunetta – Director of Minor League Operations
Detroit Tigers
P.O. Box 90187
Lakeland, FL 33804-0187
Phone: (863) 686-8075
Fax: (863) 688-9589

Directions: From I-96 or I-196, take US-131 north to exit 91 (West River Drive). Cross at the light to enter Fifth Third Ballpark. From East Beltline Avenue North and merges into Northland Drive, then turn west on West River Drive and proceed 5 miles, Fifth Third Ballpark entrance is on the left, just before the US-131 interchange.



WISCONSIN TIMBER RATTTLERS

P.O. Box 7464
 Appleton, WI 54912-7073
 Phone: (920) 733-4152
 Fax: (920) 733-8032
 Press Box: (920) 733-6342
 Email: info@timberrattlers.com
 Website: www.timberrattlers.com

MIDWEST LEAGUE MEMBER SINCE 1962

Front Office Staff:

Owned and Operated By.....Appleton Baseball Club, Inc.
 Board Chairman.....Jim Britt
 President / General Manager.....Rob Zerjav
 Vice President / Assistant General Manager.....Aaron Hahn
 Director of Marketing/Assistant General Manager....Hilary Bauer
 Controller.....Eric Dresang
 Director of Media Relations.....Chris Mehring
 Director of Community Relations.....Dayna Baitinger
 Creative Director.....Ann Mollica
 Director of Tickets.....Sam Connell
 Manager of Ticket Operations & Season Sales.....Lance Kays
 Director of Security.....Scott Hoelzel
 Director of Food and Beverage.....Ryan Grossman
 Director of Merchandise.....Jay Grusznski
 Director of Corporate Partnerships.....Ryan Cunniff
 Group Sales Representatives.....Kyle Fargen, Jared Jirschele
 Corporate Marketing Manager.....Seth Merrill
 Executive Chef.....Charles Behrmann
 Executive Sous Chef.....Chris Gosz
 Assistant Director of Food & Beverage.....Chris Prentice
 Director of Catering and Events.....TBA
 Manager of Wedding Sales and Events.....Kim McGownd
 Stadium Operations Manager.....Justin Peterson
 Director of Grounds.....Kyle Slaton
 Entertainment Coordinator.....Jacob Jirschele
 Production Manager.....Jerred Drake
 Accounting/Human Resources Manager.....Brooke Brefczynski
 Office Manager.....Mary Robinson
 Clubhouse Manager.....Mason Kubly

Field Staff:

Field Manager.....Matt Erickson
 Pitching Coach.....Jim Henderson
 Hitting Coach.....Dave Joppie
 Trainer.....Jeff Paxson
 Strength & Conditioning Coach.....Connor McCarthy

Neuroscience Group Field at Fox Cities Stadium:

Stadium Address: 2400 N. Casaloma Drive, Appleton, WI 54913
Built: 1995 Capacity: 5,170 (plus lawn)
Dimensions: LF - 325
CF - 400
RF - 325

2018 Attendance: 225,897 Per Game Average: 3,475

GAME DAY INFORMATION

Standard Game Times:

	April - May	June - September
Monday - Friday	6:35 pm	7:05 pm
Saturday	6:35 pm	6:35 pm
Sunday	1:05 pm	1:05 pm
Weekday Day	12:05 pm	12:05 pm

Ticket Prices: Day of Game/Advanced

Box Seat	\$15.00/\$13.00
Reserved Seat	\$12.00/\$10.00
General Admission (Grass)	\$9.00/\$7.00
Patio Table (4 seats & wait service).....	\$80.00/\$72.00
All-You-Can-Eat Seats.....	\$31.00/\$25.00
Parking	\$5.00 cars/ \$20.00 Buses & RVs

Radio Broadcast Information:

Flagship Radio
WNAM – 1280 AM
Chris Mehring, Play-By-Play Announcer
Phone: (920) 426-3239
Fax: (920) 231-0145

Hotel Information:

Visiting Team

Country Inn & Suites
355 N. Fox River Drive
Appleton, WI 54913
Phone: (920) 830-3240
Fax: (920) 830-9868
Contact: Ashley Grove

Umpires

Comfort Suites
3809 W. Wisconsin Ave
Appleton, WI 54914
Phone: (920) 730-3800
Fax: (920) 730-9558
Contact: Chuck Gifford

Milwaukee Brewers:

Tom Flanagan – Farm Director
Maryvale Baseball Park
3805 N. 53rd Avenue
Phoenix, AZ 85031
Phone: (623) 245-5600
Fax: (623) 245-5607

Directions: From Hwy. 41, west on Hwy 15 (00), (Exit 139), west on Hwy. 15, left on Casaloma Drive, stadium 1/4 mile on left.

2019 Schedule																				
Day	Date	BEL	BUR	CR	CLIN	KC	PEO	QC	WIS	BG	DAY	FW	GL	LC	LAN	SB	WM	Day	Date	
R	4-Apr	WIS		PEO		CLI		BUR		BG	LAN		GL			WM		R	4-Apr	
F	5-Apr	WIS		PEO		CLI		BUR		BG	LAN		GL			WM		F	5-Apr	
S	6-Apr		QC		KC		BEL		CR	DAY			LC		FW		SB	S	6-Apr	
U	7-Apr				KC		BEL		CR	DAY			LC		FW		SB	U	7-Apr	
M	8-Apr		BEL	KC	QC		WIS				DAY	SB	BG	WM				M	8-Apr	
T	9-Apr		BEL	KC	QC		WIS				DAY	SB	BG	WM				T	9-Apr	
W	10-Apr		BEL	KC	QC		WIS				DAY	SB	BG	WM				W	10-Apr	
R	11-Apr		BEL	KC	QC		WIS				DAY	SB	BG	WM				R	11-Apr	
F	12-Apr	CLI		BUR		PEO			QC	FW	LC				LAN	GL		F	12-Apr	
S	13-Apr	CLI		BUR		PEO			QC	FW	LC				LAN	GL		S	13-Apr	
U	14-Apr	CLI		BUR		PEO			QC	FW	LC				LAN	GL		U	14-Apr	
M	15-Apr	WIS				BUR	CLI	CR		LC	FW				GL	LAN		M	15-Apr	
T	16-Apr	WIS				BUR	CLI	CR		LC	FW				GL	LAN		T	16-Apr	
W	17-Apr	WIS				BUR	CLI	CR		LC	FW				GL	LAN		W	17-Apr	
R	18-Apr		PEO	BEL	WIS			KC				WM	BG	SB	DAY			R	18-Apr	
F	19-Apr		PEO	BEL	WIS			KC				WM	BG	SB	DAY			F	19-Apr	
S	20-Apr		PEO	BEL	WIS			KC				WM	BG	SB	DAY			S	20-Apr	
U	21-Apr	Easter																	U	21-Apr
M	22-Apr		KC		BEL		QC		CR			BG	WM	DAY	SB			M	22-Apr	
T	23-Apr		KC		BEL		QC		CR			BG	WM	DAY	SB			T	23-Apr	
W	24-Apr		KC		BEL		QC		CR			BG	WM	DAY	SB			W	24-Apr	
R	25-Apr	PEO				CR		CLI	BUR	LAN	GL				FW	LC	R	25-Apr		
F	26-Apr	PEO				CR		CLI	BUR	LAN	GL				FW	LC	F	26-Apr		
S	27-Apr	PEO				CR		CLI	BUR	LAN	GL				FW	LC	S	27-Apr		
U	28-Apr	PEO				CR		CLI	BUR	LAN	GL				FW	LC	U	28-Apr		
M	29-Apr																	M	29-Apr	
T	30-Apr		SB	BG	WM		DAY				KC	BEL	QC	WIS			T	30-Apr		
W	1-May		SB	BG	WM		DAY				KC	BEL	QC	WIS			W	1-May		
R	2-May		SB	BG	WM		DAY				KC	BEL	QC	WIS			R	2-May		
F	3-May		WM	DAY	SB		BG				QC	WIS	KC	BEL			F	3-May		
S	4-May		WM	DAY	SB		BG				QC	WIS	KC	BEL			S	4-May		
U	5-May		WM	DAY	SB		BG				QC	WIS	KC	BEL			U	5-May		
M	6-May	LC				GL		LAN	FW	BUR	CLI				CR	PEO	M	6-May		
T	7-May	LC				GL		LAN	FW	BUR	CLI				CR	PEO	T	7-May		
W	8-May	LC				GL		LAN	FW	BUR	CLI				CR	PEO	W	8-May		
R	9-May	FW				LAN	GL	LC	CLI	BUR					PEO	CR	R	9-May		
F	10-May	FW				LAN	GL	LC	CLI	BUR					PEO	CR	F	10-May		
S	11-May	FW				LAN	GL	LC	CLI	BUR					PEO	CR	S	11-May		
U	12-May	Mother's Day																	U	12-May
M	13-May		CLI	QC			BEL		KC	SB			DAY	FW	WM			M	13-May	
T	14-May		CLI	QC			BEL		KC	SB			DAY	FW	WM			T	14-May	
W	15-May		CLI	QC			BEL		KC	SB			DAY	FW	WM			W	15-May	
R	16-May	KC	WIS		CR		QC				LAN		BG		DAY	GL	R	16-May		
F	17-May	KC	WIS		CR		QC				LAN		BG		DAY	GL	F	17-May		
S	18-May	KC	WIS		CR		QC				LAN		BG		DAY	GL	S	18-May		
U	19-May	KC	WIS		CR		QC				LAN		BG		DAY	GL	U	19-May		
M	20-May	CLI		BUR		QC			PEO		LC	SB		GL		BG	M	20-May		
T	21-May	CLI		BUR		QC			PEO		LC	SB		GL		BG	T	21-May		
W	22-May	CLI		BUR		QC			PEO		LC	SB		GL		BG	W	22-May		
R	23-May	CLI		BUR		QC			PEO		LC	SB		GL		BG	R	23-May		
F	24-May		PEO	BUR	BEL		WIS		DAY			FW		LC	WM		F	24-May		
S	25-May		PEO	BUR	BEL		WIS		DAY			FW		LC	WM		S	25-May		
U	26-May		PEO	BUR	BEL		WIS		DAY			FW		LC	WM		U	26-May		
M	27-May		PEO	BUR	BEL		WIS		DAY			FW		LC	WM		M	27-May		
T	28-May		CR			KC	BEL	CLI	GL	LAN				LC	FW		T	28-May		
W	29-May		CR			KC	BEL	CLI	GL	LAN				LC	FW		W	29-May		
R	30-May		CR			KC	BEL	CLI	GL	LAN				LC	FW		R	30-May		
F	31-May	CR	QC		KC		PEO		SB	GL			WM	BG			F	31-May		
S	1-Jun	CR	QC		KC		PEO		SB	GL			WM	BG			S	1-Jun		
U	2-Jun	CR	QC		KC		PEO		SB	GL			WM	BG			U	2-Jun		
M	3-Jun																	M	3-Jun	
T	4-Jun	BUR			CR	WIS		PEO			LC	LAN			BG	DAY	T	4-Jun		
W	5-Jun	BUR			CR	WIS		PEO			LC	LAN			BG	DAY	W	5-Jun		
R	6-Jun	BUR			CR	WIS		PEO			LC	LAN			BG	DAY	R	6-Jun		
F	7-Jun		CLI			CR	KC	BEL	WM	FW		SB	LAN				F	7-Jun		
S	8-Jun		CLI			CR	KC	BEL	WM	FW		SB	LAN				S	8-Jun		
U	9-Jun		CLI			CR	KC	BEL	WM	FW		SB	LAN				U	9-Jun		
M	10-Jun		CLI			CR	KC	BEL	WM	FW		SB	LAN				M	10-Jun		
T	11-Jun	QC		WIS	PEO	BUR				FW	WM			GL	LAN		T	11-Jun		
W	12-Jun	QC		WIS	PEO	BUR				FW	WM			GL	LAN		W	12-Jun		
R	13-Jun	QC		WIS	PEO	BUR				FW	WM			GL	LAN		R	13-Jun		
F	14-Jun		CLI		BEL	BUR	WIS				LC	DAY		BG		SB	F	14-Jun		
S	15-Jun		CLI		BEL	BUR	WIS				LC	DAY		BG		SB	S	15-Jun		
U	16-Jun		CLI		BEL	BUR	WIS				LC	DAY		BG		SB	U	16-Jun		
M	17-Jun																	M	17-Jun	
T	18-Jun																	T	18-Jun	
W	19-Jun																	W	19-Jun	

R	20-Jun	OC	KC					CR		CLI			LAN		FW	WM		BG		R	20-Jun	
F	21-Jun	OC	KC					CR		CLI			LAN		FW	WM		BG		F	21-Jun	
S	22-Jun	OC	KC					CR		CLI			LAN		FW	WM		BG		S	22-Jun	
U	23-Jun	QC	KC					CR		CLI			LAN		FW	WM		BG		U	23-Jun	
M	24-Jun																			M	24-Jun	
T	25-Jun		QC	WIS	PEO	BEL					GL		SB				LC		DAY	T	25-Jun	
W	26-Jun		QC	WIS	PEO	BEL					GL		SB				LC		DAY	W	26-Jun	
R	27-Jun			WIS	PEO	BEL		BUR			GL		SB				LC		DAY	R	27-Jun	
F	28-Jun			WIS	PEO	BEL		BUR			GL		SB				LC		DAY	F	28-Jun	
S	29-Jun	WIS		KC	QC		BUR					GL				BG	DAY	LC	S	29-Jun		
U	30-Jun	WIS		KC	QC		BUR					GL				BG	DAY	LC	U	30-Jun		
M	1-Jul	WIS		KC	QC		BUR					GL				BG	DAY	LC	M	1-Jul		
T	2-Jul	CLI	CR				KC		QC		BG		LAN	FW		WM			T	2-Jul		
W	3-Jul	CLI	CR				KC		QC		BG		LAN	FW		WM			W	3-Jul		
R	4-Jul			BUR	PEO	WIS		BEL		DAY		LC				GL		SB	R	4-Jul		
F	5-Jul			BUR	PEO	WIS		BEL		DAY		LC				GL		SB	F	5-Jul		
S	6-Jul		PEO					CR	BEL	WM	SB		FW	LAN					S	6-Jul		
U	7-Jul		PEO					CR	BEL	WM	SB		FW	LAN					U	7-Jul		
M	8-Jul		PEO					CR	BEL	WM	SB		FW	LAN					M	8-Jul		
T	9-Jul	MLB All Star Game																			T	9-Jul
W	10-Jul		FW	GL	LC		LAN			BEL	WIS						KC	QC	W	10-Jul		
R	11-Jul		FW	GL	LC		LAN			BEL	WIS						KC	QC	R	11-Jul		
F	12-Jul		FW	GL	LC		LAN			BEL	WIS						KC	QC	F	12-Jul		
Day	Date	BEL	BUR	CR	CLN	KC	PEO	QC	WIS	BG	DAY	FW	GL	LC	LAN	SB	WM	Day	Date			
S	13-Jul		LC	LAN	FW		GL			WIS	BEL						QC	KC	S	13-Jul		
U	14-Jul		LC	LAN	FW		GL			WIS	BEL						QC	KC	U	14-Jul		
M	15-Jul		LC	LAN	FW		GL			WIS	BEL						QC	KC	M	15-Jul		
T	16-Jul																		T	16-Jul		
W	17-Jul	WM				BG		DAY	SB			PEO	CLI	CR	BUR				W	17-Jul		
R	18-Jul	WM				BG		DAY	SB			PEO	CLI	CR	BUR				R	18-Jul		
F	19-Jul	WM				BG		DAY	SB			PEO	CLI	CR	BUR				F	19-Jul		
S	20-Jul	SB				DAY		BG	WM			CR	BUR	PEO	CLI				S	20-Jul		
U	21-Jul	SB				DAY		BG	WM			CR	BUR	PEO	CLI				U	21-Jul		
M	22-Jul	SB				DAY		BG	WM			CR	BUR	PEO	CLI				M	22-Jul		
T	23-Jul																		T	23-Jul		
W	24-Jul		BEL	WIS	KC			PEO		FW	GL						LC	LAN	W	24-Jul		
R	25-Jul		BEL	WIS	KC			PEO		FW	GL						LC	LAN	R	25-Jul		
F	26-Jul		BEL	WIS	KC			PEO		FW	GL						LC	LAN	F	26-Jul		
S	27-Jul	QC		CLI		WIS	BUR				LC		DAY			SB		GL	S	27-Jul		
U	28-Jul	QC		CLI		WIS	BUR				LC		DAY			SB		GL	U	28-Jul		
M	29-Jul	QC		CLI		WIS	BUR				LC		DAY			SB		GL	M	29-Jul		
T	30-Jul	CR					KC	BUR	CLI		BG		FW	LAN		WM			T	30-Jul		
W	31-Jul	CR					KC	BUR	CLI		BG		FW	LAN		WM			W	31-Jul		
R	1-Aug	CR	QC				KC		CLI		BG	FW	LAN	WM					R	1-Aug		
F	2-Aug	CR	QC				KC		CLI		BG	FW	LAN	WM					F	2-Aug		
S	3-Aug			BUR	BEL	QC			PEO	LAN	LC	WM					GL		S	3-Aug		
U	4-Aug			BUR	BEL	QC			PEO	LAN	LC	WM					GL		U	4-Aug		
M	5-Aug			BUR	BEL	QC			PEO	LAN	LC	WM					GL		M	5-Aug		
T	6-Aug			BUR	BEL	QC			PEO	LAN	LC	WM					GL		T	6-Aug		
W	7-Aug	PEO	WIS				CR		CLI			DAY	LC			SB		BG	W	7-Aug		
R	8-Aug	PEO	WIS				CR		CLI			DAY	LC			SB		BG	R	8-Aug		
F	9-Aug	PEO	WIS				CR		CLI			DAY	LC			SB		BG	F	9-Aug		
S	10-Aug		KC	BEL			CLI		QC		LAN	BG	WM		FW				S	10-Aug		
U	11-Aug		KC	BEL			CLI		QC		LAN	BG	WM		FW				U	11-Aug		
M	12-Aug		KC	BEL			CLI		QC		LAN	BG	WM		FW				M	12-Aug		
T	13-Aug																		T	13-Aug		
W	14-Aug				BUR	PEO		BEL	CR	DAY				SB	FW		GL		W	14-Aug		
R	15-Aug				BUR	PEO		BEL	CR	DAY				SB	FW		GL		R	15-Aug		
F	16-Aug				BUR	PEO		BEL	CR	DAY				SB	FW		GL		F	16-Aug		
S	17-Aug	BUR				CLI	WIS	CR			BG	SB		DAY	LC				S	17-Aug		
U	18-Aug	BUR				CLI	WIS	CR			BG	SB		DAY	LC				U	18-Aug		
M	19-Aug	BUR				CLI	WIS	CR			BG	SB		DAY	LC				M	19-Aug		
T	20-Aug	BUR				CLI	WIS	CR			BG	SB		DAY	LC				T	20-Aug		
W	21-Aug	KC				CR		QC		BUR		FW	WM	BG		LAN			W	21-Aug		
R	22-Aug	KC				CR		QC		BUR		FW	WM	BG		LAN			R	22-Aug		
F	23-Aug	KC				CR		QC		BUR		FW	WM	BG		LAN			F	23-Aug		
S	24-Aug		BEL	PEO	WIS			KC		SB			DAY	GL		FW	S		S	24-Aug		
U	25-Aug		BEL	PEO	WIS			KC		SB			DAY	GL		FW	U		U	25-Aug		
M	26-Aug		BEL	PEO	WIS			KC		SB			DAY	GL		FW	M		M	26-Aug		
T	27-Aug		BEL	PEO	WIS			KC		SB			DAY	GL		FW	T		T	27-Aug		
W	28-Aug		CLI	QC			BEL		KC	LC		SB	DAY		WM				W	28-Aug		
R	29-Aug		CLI	QC			BEL		KC	LC		SB	DAY		WM				R	29-Aug		
F	30-Aug		CLI	QC			BEL		KC	LC		SB	DAY		WM				F	30-Aug		
S	31-Aug	CR				PEO	BUR		WIS			WM	LAN		GL		BG		S	31-Aug		
U	1-Sep	CR				PEO	BUR		WIS			WM	LAN		GL		BG		U	1-Sep		
M	2-Sep	CR				PEO	BUR		WIS			WM	LAN		GL		BG		M	2-Sep		



THE MIDWEST LEAGUE

- 1** **Beloit Snappers**
(Athletics)
- 2** **Bowling Green Hot Rods**
(Rays)
- 3** **Burlington Bees**
(Angels)
- 4** **Cedar Rapids Kernels**
(Twins)
- 5** **Clinton LumberKings**
(Marlins)
- 6** **Dayton Dragons**
(Reds)
- 7** **Fort Wayne TinCaps**
(Padres)
- 8** **Great Lakes Loons**
(Dodgers)



- 9** **Kane County Cougars**
(Diamondbacks)
- 10** **Lake County Captains**
(Indians)
- 11** **Lansing Lugnuts**
(Blue Jays)
- 12** **Peoria Chiefs**
(Cardinals)
- 13** **Quad Cities River Bandits**
(Astros)
- 14** **South Bend Cubs**
(Cubs)
- 15** **West Michigan Whitecaps**
(Tigers)
- 16** **Wisconsin Timber Rattlers**
(Brewers)

MILEAGE CHART

	BEL	BG	BUR	CR	CLI	DAY	FW	GL	KC	LC	LAN	PEO	QC	SB	WM	WIS
BELOIT	X	505	215	168	114	389	260	384	75	458	316	155	150	193	280	150
BOWLING GREEN	505	X	507	573	550	262	344	554	442	472	475	436	536	368	525	600
BURLINGTON	215	507	X	100	120	427	375	500	215	577	435	100	76	305	400	350
CEDAR RAPIDS	168	573	100	X	84	510	390	550	215	592	450	178	80	320	412	274
CLINTON	114	550	120	84	X	428	300	425	114	502	360	116	40	230	320	260
DAYTON	389	262	427	510	428	X	127	307	326	227	260	329	430	244	328	484
FORT WAYNE	260	344	375	390	300	127	X	213	200	243	135	260	320	90	180	354
GREAT LAKES	384	554	500	550	425	307	213	X	323	295	80	424	450	224	104	479
KANE COUNTY	75	442	215	215	114	326	200	323	X	394	255	153	144	125	220	200
LAKE COUNTY	458	472	577	592	502	227	243	295	394	X	248	500	512	273	320	554
LANSING	316	475	435	450	360	260	135	80	255	248	X	356	370	155	70	410
PEORIA	155	436	100	178	116	329	260	424	153	500	356	X	100	230	320	300
QUAD CITY	150	536	76	80	40	430	320	450	144	512	370	100	X	245	335	272
SOUTH BEND	193	368	305	320	230	244	90	224	125	273	155	230	245	X	121	288
WEST MICHIGAN	280	525	400	412	320	328	180	104	220	320	70	320	335	121	X	378
WISCONSIN	150	600	350	274	260	484	354	479	200	554	410	300	272	288	378	X

2019 PLAYOFF SCHEDULE/BRACKETS

September 2	Last Day of Regular Season (Labor Day)
September 3	Open Date
September 4, 5 & 6	Quarterfinal, Best of 3 (If necessary)
September 7, 8 & 9	Division Championship, Best of 3 (If necessary)
September 10	Open Date
September 11 & 12	League Championship, Best of 5, Games 1 & 2 Start in the Eastern Division
September 13	Open Date
September 14, 15, & 16	League Championship, Games 3, 4 & 5 (If necessary) Finish in the Western Division



DIVISIONAL ALIGNMENT

WESTERN DIVISION

Beloit Snappers
 Burlington Bees
 Cedar Rapids Kernels
 Clinton LumberKings
 Kane County Cougars
 Peoria Chiefs
 Quad Cities River Bandits
 Wisconsin Timber Rattlers

EASTERN DIVISION

Bowling Green Hot Rods
 Dayton Dragons
 Fort Wayne TinCaps
 Great Lakes Loons
 Lake County Captains
 Lansing Lugnuts
 South Bend Cubs
 West Michigan Whitecaps

PLAYOFF FORMAT

Qualifying

First Half Qualifiers (4)

1. Team finishing in first place in the Western Division's first half
 - a. ("Western First Half Champion")
2. Team finishing in first place in the Eastern Division's first half
 - a. ("Eastern First Half Champion")
3. Team finishing in second place in the Western Division's first half
 - a. ("Western First Half Wild Card")
4. Team finishing in second place in the Eastern Division's first half
 - a. ("Eastern First Half Wild Card")

Second Half Qualifiers (4)

1. Team finishing in first place in the Western Division's second half
 - a. ("Western Second Half Champion")**
2. Team finishing in first place in the Eastern Division's second half
 - a. ("Eastern Second Half Champion")**
3. Team finishing in second place in the Western Division's second half
 - a. ("Western Second Half Wild Card")**
4. Team finishing in second place in the Eastern Division's second half
 - a. ("Eastern Second Half Wild Card")**

**If any of the Second Half Qualifiers for either division have already qualified as a First Half Qualifier, the team within the same division with the next best second half record that was not a First Half Qualifier will be named as a Second Half Qualifier.

**If one or both of the Second Half Qualifier teams is determined by best second half record, then the team with the best overall second half record shall declare its preference for home game(s) in the first round

SEEDING

Round 1 – Division Quarterfinal – Best of 3

Series #1 – **Eastern First Half Champion** vs. Eastern First Half Wild Card
BOLD Team declares what home game(s) they will host no later than June 30

Series #2 – **Western First Half Champion** vs. Western First Half Wild Card
BOLD Team declares what home game(s) they will host no later than June 30

Series #3 – **Eastern Second Half Champion** vs. Eastern Second Half Wild Card
BOLD Team declares what home game(s) they will host no later than 24 hours after clinching a Playoff Spot

Series #4 – **Western Second Half Champion** vs. Western Second Half Wild Card
BOLD Team declares what home game(s) they will host no later than 24 hours after clinching a Playoff Spot

**If one or both of the Second Half Qualifier teams is determined by best overall record, then the team with the best overall second half record shall declare its preference for home game(s) in the first round.

Round 2 – Division Championship – Best of 3

Series #5 – Eastern Series #1 Winner vs. Eastern Series #3 Winner
****Eastern Series #1 Winner declares what game(s) they will host no later than June 30**

Series #6 – Western Series #2 Winner vs. Western Series #4 Winner
****Western Series #2 Winner declares what game(s) they will host no later than June 30**

Round 3 – League Championship – Best of 5

Series #7 – Eastern Division Champion vs. Western Division Champion
Western Division hosts games 1, 2 & Eastern Division hosts Games 3, 4, 5 in even years
Eastern Division hosts games 1, 2 & Western Division hosts Games 3, 4, 5 in odd years

TIE BREAKERS

Tie involving two teams:

- 1) Best record in head-to-head meetings during the entire season (1st half and 2nd half)
- 2) Best run differential in head-to-head meetings during the entire season (1st half and 2nd half)
- 3) Winner of final meeting of the season between the clubs.

Tie involving more than two teams:

- 1) Best winning percentage in games involving tied teams during the entire season (1st half and 2nd half)
- 2) Best run differential in games involving tied teams during the entire season (1st half and 2nd half)
- 3) Best winning percentage in second half games only in games involving tied teams;
- 4) Best run differential in second half games only in games involving tied teams

NEWSPAPER DIRECTORY

BELOIT

Beloit Daily News
Jim Franz – Co-Sports Editor
Office: 608-364-9223
jfranz@beloitdailynews.com
Josh Flickinger – Co-Sports Reporter
jflickinger@beloitdailynews.com
Office: 608-364-9224
Sports Fax: 608-365-1420

Janesville Gazette Eric Schmoldt
Phone: (608) 754-3311
Fax: (608) 755-8349

Rockford Register Star Jay Taft
Phone: (815) 987-1380

CSI Media: Todd Mishler
Phone: (262) 728-3424
Fax: (262) 728-5479

BOWLING GREEN

Bowling Green Daily News
Micheal Compton
Phone: (270) 783-3247
mcompton@bgdailynews.com

BURLINGTON

The Hawk Eye
John Bohnenkamp
Phone: (319) 754-8146
Fax: (319) 754-6824

CEDAR RAPIDS

Cedar Rapids Gazette
J.R. Ogden – Sports Editor
Jeff Johnson – Beat Writer
Phone: (800) 397-8258
Fax: (319) 398-5861

CLINTON

Clinton Herald
Carie Kuehn
Phone: (563) 242-7101 ext.154
Fax: (563) 242-7147
ckuehn@clintonherald.com

Quad City Times
Steve Batterson
Phone: (563) 383-2285
Fax: (563) 383-2370
sbatterson@qctimes.com

DAYTON

Dayton Daily News
John Boyle
Phone: (937) 225-2395
Fax: (937) 225-7352

FORT WAYNE

Journal Gazette
@journalgsports
jgsports@jg.net
Phone: (260) 461-8260
Fax: (260) 461-8648
Sports Editor: Mark Jaworski
@jawsfort mjaworski@jg.net
Beat Writer: Dylan Sinn
@tincapsinsider
dsinn@jg.net

GREAT LAKES

Midland Daily News
Dan Chalk, Fred Kelly
Phone: (989) 832-5151

MLive.com/Saginaw News
Hugh Bernreuter
Phone: (989) 776-9771

KANE COUNTY

Daily Herald
Mike Smith
Phone: (847) 427-4455
Fax: (847) 427-1301
msmith@dailyherald.com

Kane County Chronicle
Josh Welge
Phone: (630) 232-9222
Fax: (630) 444-1641
jwelge@shawmedia.com

Beacon News
Bill Scheibe
Phone: (312) 321-2228
Fax: (312) 312-3084

Chicago Tribune
Joe Knowles
Phone: (312) 222-3926
Fax: (312) 828-9392

LAKE COUNTY

The News Herald
Mark Podolski - Sports Editor
David Glasier - Beat Writer
Phone: (440) 951-0000
Email: sports@news-herald.com
Lake County Gazette
Phone: (440) 428-0790
Fax: (440) 428-0786
Email: tribune@gazettenews.com

Cleveland Plain Dealer
Tim Warsinskey - Sports Editor
Phone: (440) 602-4770
Email: twarsinskey@plaind.com

Lake County Sentinel
Tim Shirer - Sports Editor and
Beat Writer
Phone: (440)487-0892
tshirer@lakecountysentinel.com
www.lakecounty-sentinel.com

LANSING

Lansing State Journal
Brian Calloway
Phone: (517) 377-1071
Fax: (517) 377-1298

The State News
Phone: (517) 432-3000
Fax: (517) 432-3075

PEORIA

Peoria Journal Star
Dave Eminian
Phone: (309) 256-1438
Fax: (309) 686-3205

QUAD CITIES

Quad City Times
Steve Batterson
Phone: (563) 383-2285
Fax: (563) 383-2370
sbatterson@qctimes.com

Moline Dispatch/
Rock Island Argus
Daniel Makarewicz
Phone: (309) 757-4968
danmak@qconline.com
Marc Nesseler (Sports Editor)
Phone: (309) 757-4972
nesseler@qconline.com
Fax: (309) 757-0317

NEWSPAPER DIRECTORY

SOUTH BEND

South Bend Tribune
@SBTribune
Bill Bilinski: Sports Editor
Tom Noie: Beat Writer
Phone: (574) 235-6153
Fax: (574) 235-6091
Email: Sports@sbtinfo.com

Elkhart Truth
@eTruthSports
Sports Editor: Ken Fox
Phone: (574) 294-1661
Fax: (574) 294-3895
kfox@elkhartrtruth.com

WEST MICHIGAN

Grand Rapids Press/ MLive Group
Pete Wallner
Phone: (616) 222-5622
Cell: (616) 897-8384
Email: pwallner@mlive.com
Fax: (616) 222-5224
Holland Sentinel
Dan D'Adonna
Phone: (616) 392-3020 x3071
Fax: (616) 393-6710

WISCONSIN

Appleton Post Crescent
Sports Editor: Mike Sherry
Phone: (920) 993-1000
Fax: (920) 733-1945

TELEVISION DIRECTORY

BELOIT

WREX Channel 13 (NBC)
Phone: (815) 335-2710
Fax: (815) 335-2297
Derek Bayne - Sports Director
Phone: (815) 335-7854
dbayne@wrex.com
Dan Cohen - Weekend Sports Anchor
Phone: (815) 335-7836
dcohen@wrex.com

WMTV Channel 15 (NBC)
Mike "Jocko" Jacques - Sports Director
Phone: (608) 443-0249
mjacques@nbc15.com

WKOW Channel 27 (ABC)
Lance Veese
Phone: (608) 274-6118
Fax: (608) 274-9514

WTVO Channel 17 (ABC)
Scott Leber
Phone: (815) 963-5413
Fax: (815) 963-0029

WIFR Channel 23 (CBS)
Mike Buda - Sports Director
Phone: (815) 987-5330
mike.buda@wifr.com
Fax: (815) 987-5333
Joe Olmo - Weekend Sports Anchor
Phone: (815) 987-5330
joseph.olmo@wifr.com

BOWLING GREEN

WBKO Channel 8 (FOX)
Channel 13 (ABC) Channel 12(CW)
Mike Cleff - Sports Director
Phone: (270) 781-1313
Fax: (270) 781-1814
WNKY Channel 7 (NBC)
Channel 10 (CBS)
Matt Foster - Sports Director
Phone: (270) 781-2140
Fax: (270) 842-7140

BURLINGTON

WGEM Channel 10 (NBC)
Ben Marth
Phone: (217) 228-6651
Fax: (217) 224-5786

WQAD Channel 8 (ABC)
Matt Randazzo
Kory Kuffler
Greg Armstrong
Phone: (309) 736-3325
Fax: (309) 736-3306
matt.randazzo@wqad.com
kory.kuffler@wqad.com
greg.armstrong@wqad.com

WHBF Channel 4 (CBS)
Jay Kidwell
Elliott Polakoff
Phone: (309)-786-5441 ext. 150
Fax: (309) 788-4975
jkidwell@cbs4qc.com
epolakoff@cbs4qc.com

KWQC Channel 6 (NBC)
Joey Donia
Ben Rosehart
Phone: (563) 383-7037
Fax: (563) 383-7131
jdonia@kwqc.com
brosehart@kwqc.com

KLJB Channel 18 (FOX)
Phone: (563) 388-9250 x233
Fax: (563) 388-9251

CEDAR RAPIDS

KCRG Channel 9 (ABC)
Scott Saville - Sports Director
Josh Christensen - Asst. Sports Dir.
John Campbell - Sports Reporter
Mike O'Brien - Sports Reporter
Phone: (319) 398-8422
Fax: (319) 368-8505

KGAN Channel 2 (CBS) & KFXA Channel 28 (FOX)
Zach Hanley - Sports Anchor
Matt Lange - Sports Reporter
Grant Becker - Sports Reporter
Phone: (319) 395-9076
Fax: (319) 395-0113

KWWL Channel 7 (NBC)
Rick Coleman - Sports Director
Mark Woodley - Sports Anchor
Phone: (319) 291-1200
Fax: (319) 291-1233

CLINTON

WQAD Channel 8 (ABC)
Matt Randazzo
Kory Kuffler
Greg Armstrong
Phone: (309) 736-3325
Fax: (309) 736-3306
matt.randazzo@wqad.com
kory.kuffler@wqad.com
greg.armstrong@wqad.com

WHBF Channel 4 (CBS)
Jay Kidwell
Elliott Polakoff
Phone: (309)-786-5441 ext. 150
Fax: (309) 788-4975
jkidwell@cbs4qc.com
epolakoff@cbs4qc.com

KWQC Channel 6 (NBC)
Joey Donia
Mihir Bhagat
Ashley Holden
Phone: (563) 383-7037
Fax: (563) 383-7131
jdonia@kwqc.com
mhbhagat@kwqc.com
aholden@kwqc.com

KLJB Channel 18 (FOX)
Phone: (563) 388-9250 x233
Fax: (563) 388-9251

DAYTON

WDTN Channel 2 (NBC)
Jack Pohl - Sports Director
Hutch Konerman - Sports Anchor
Phone: (937) 293-5121
Fax: (937) 296-7147

WHIO Channel 7 (CBS)
Mike Hartssock - Sports Director
Phone: (937) 259-2142
Fax: (937) 259-2005

WKET Channel 22 (ABC)
WRGT Channel 45 (FOX)
Reggie Wilson - Sports Anchor
Eric Onyechefule - Sports Rep.
Phone: (937) 262-1423
Fax: (937) 263-9537

FORT WAYNE

WANE, News Channel 15 (CBS)
sports@wane.com
Phone: (260) 481-1500
Fax: (260) 481-1429
Sports Director: Glenn Marini
@GlennMarini
glenn.marini@wane.com
Sports Reporter/Anchor: Andy McDonnell
@Andy_McDonnell
andy.mcdonnell@wane.com
WPTA, ABC21
sports@wpta21.com
Phone: (260) 483-0584
Fax: (260) 483-2568
Sports Reporter/Anchor: Zach Groth
@Zach_ABC21
zachg@wpta21.com

TELEVISION DIRECTORY, CONT.

Sports Reporter/Anchor: Dean Pantazzi
@DeanPWPTA21
deanp@wpta21.com

WFFT, Channel 55 (FOX)
Phone: (260) 471-5555
Fax: (260) 484-4331
Sports Director: Justin Prince
@JPrinceWFFT
jprince@wfft.com
Sports Reporter/Anchor: Petar Hood
@PetarWFFT
phood@wfft.com

Fort Wayne's NBC
sports@fortwaynesnbc.com
Phone: (260) 483-8111
Fax: (260) 484-8240
Sports Director: Chris Ryan
@ChrisRyanFWnbc
cryan@fortwaynesnbc.com
Sports Reporter: Megan Salle
@MeganSalleTV
msalle@fortwaynesnbc.com

GREAT LAKES

WJRT Channel 12 (ABC)
Ryan Slocum, Jolie Starr,
Jason Lewis
Phone: (989) 790-3854

WNEM Channel 5 (CBS)
Scot Johnson, Jason Fielder,
Phone: (989) 755-8191
Newsroom: (989) 758-2044

WEYI Channel 25 (NBC)
Jeanna Trotman, Jonathan Deutsch
Phone: (989) 755-0525

WSMH Channel 66 (FOX)
Jeanna Trotman, Jonathan Deutsch
Phone: (810) 785-8866

KANE COUNTY

WLS Channel 7 (ABC)
Larry Snyder
Phone: (312) 750-7475
Fax: (312) 899-8019

WBBM Channel 2 (CBS)
Krista Ruch
Phone: (312) 202-3641
Fax: (312) 202-3642

WMAQ Channel 5 (NBC)
Geoff Glick
Phone: (312) 836-5665
Fax: (312) 527-9495

Comcast Sports Net
Tim Folke
Phone: (312) 222-6080
Fax: (312) 527-4039

WFLD Channel 32 (FOX)
John Eskra
Phone: (312) 565-5529
Fax: (312) 565-5517

WGN Channel 9
Joel Liberatore
Phone: (773) 883-3325
Fax: (773) 883-3314

LAKE COUNTY

WEWS Channel 5 (ABC)
Andy Baskin
Phone: (216) 431-5555

Email: 5sports@newsnet5.com
WJW Channel 8 (FOX)
John Telich
Phone: (216) 432-4083
Email: tips@fox8.com

WKYC Channel 3 (NBC)
Jim Donovan
Phone: (216) 344-3333
Email: jimdonovan@wkyc.com

WOIO 19 / WUAB 43 (CBS)
Tony Zarrella
Phone: (216) 367-7331
Email: tzarrella@woio.com

LANSING

WLNS Channel 6 (CBS)
Fred Heumann
Phone: (517) 372-8282
Fax: (517) 372-1507

WILX Channel 10 (NBC)
Tim Staudt
Phone: (517) 393-0110
Fax: (517) 393-9180

WKAR Channel 23 (PBS)
Al Martin
Phone: (517) 884-4744
Fax: (517) 432-3858

PEORIA

WMBD Channel 31 (CBS)
Kurt Pegler
Phone: (309) 686-9462
Fax: (309) 686-8650

WEEK Channel 25 (NBC)
Jim Mattson
Phone: (309) 698-3737
Fax: (309) 698-2070

QUAD CITIES

WQAD Channel 8 (ABC)
Matt Randazzo
Kory Kuffler
Greg Armstrong
Phone: (309) 736-3325
Fax: (309) 736-3306
matt.randazzo@wqad.com
kory.kuffler@wqad.com
greg.armstrong@wqad.com

WHBF Channel 4 (CBS)
Jay Kidwell
Elliott Polakoff
Phone: (309)-786-5441 ext. 150
Fax: (309) 788-4975
jkidwell@cbs4qc.com
epolakoff@cbs4qc.com

KWQC Channel 6 (NBC)
Joey Donia
Andrew Ward
Phone: (563) 383-7037
Fax: (563) 383-7131
jdonia@kwqc.com
mbhagat@kwqc.com

KLIB Channel 18 (FOX)
Phone: (563) 388-9250 x233
Fax: (563) 388-9251

SOUTH BEND

WBND Channel 57 (ABC)
WMYS Channel 69 (MyMichigan)
Phone: (574) 344-5557
Fax: (574) 344-5094
Assignment Manager: Eric Bellinger

ebellinger@abc57.com
Sports Reporter: Matt Randall
@mattrandall_
Email: mrandall@abc57.com

WNDU Channel 16 (NBC)
sports@wndu.com
Phone: (574) 284-3016
Fax: (574) 284-3009
Sports Reporter: Mark Skol
@markskolijr_WNDU
Email: mark.skol@wndu.com

WSBT Channel 22 (CBS)
Fox Michiana Channel 22.2 (FOX)
sports@wsbt.com
Phone: (574) 247-7309
Fax: (574) 289-0622
Sports Director: Pete Byrne
@PeteByrneWSBT
pbyrne@wsbt.com

WHME Channel 46
Phone: (574) 291-8200
Fax: (574) 291-9043
Sports Director: Chuck Freeby
@46Sports
cfreeby@lesea.com

WEST MICHIGAN

WOOD Channel 8 (NBC)
Jack Doles
Phone: (616) 235-4317
Fax: (616) 456-5755

WZZM Channel 13 (ABC)
Jamal Spencer
Phone: (616) 559-1433
Fax: (616) 784-8367

WXMI Channel 17 (FOX)
John Hutton
Phone: (616) 295-8726
Fax: (616) 364-6018

WWMT Channel 3 (CBS)
Andy Pepper
Phone: (616) 338-4717
Fax: (616) 388-8322

WISCONSIN

WBAY Channel 2 (ABC)
Chris Roth
Phone: (920) 432-3331
Fax: (920) 432-1190

WFRV Channel 5 (CBS)
Burke Griffin
Phone: (920) 437-5411
Fax: (920) 437-4576

WLUK Channel 11 (FOX)
Josh Moser
Phone: (920) 494-8711
Fax: (920) 494-9109

WGBA Channel 26 (NBC)
Charlie Sokaitis
Phone: (920) 494-2626
Fax: (920) 490-2500

GROUND RULES

BELOIT SNAPPERS

Pohlman Field - Beloit, WI

1. Facing of both dugouts is live. If ball bounces off facing and lands in playing area, ball is live. If ball hits facing and drops into dugout, ball is dead.
2. A chalk line near the batting cage in the left field foul area marks the boundary between live and dead ball territory. If a ground ball crosses the line, the ball is dead. However, a player must come back into live ball territory to throw.
3. All balls hit into the bullpen area are live except for those that become lodged beneath the bullpen benches. Lodged balls are dead.
4. The first row of fence signs in the outfield are in play. The second row of fence signs, message center and scoreboard are recessed behind the fence and are out of play. Any ball striking the second level of fence signs, message center or scoreboard on the fly shall be a home run.
5. Any ball that goes beneath the deck area along the right field foul line is dead.
6. Players may lean on the tarp to catch a ball but cannot go on top of the tarp. Any ball caught while standing on the tarp shall be a dead ball.
7. The break on the backstop is anything above the horizontal wire located at the top of the support poles. Any ball going above the break shall be a dead ball.

BOWLING GREEN HOT RODS

Bowling Green Ballpark - Bowling Green, KY

1. The following are home runs:
Any ball that is hit over the 8' wall in left or the 13' wall in right field.
Any ball hit above the yellow stripe on the batter's eye.
Any ball striking either foul pole above 8' wall.
Any ball striking the scoreboard.
Any ball hitting on top of the LED sign in left field.
2. Any ball that hits field tarp is live. Ball lodged in, or behind tarp, is a dead ball. Player can lean on the tarp but not elevate himself by standing on the tarp to catch a ball.
3. A batted ball hit into the left corner that bounces and hits the wall railing is a ground rule double. A batted ball remains in play if it bounces off the wall pads and remains on the field.
4. Fair ball that rolls underneath the gate in left center is two bases.
5. Ball lodged in, on or behind backstop is a dead ball.
6. Player may reach into the dugout to catch foul pop fly.
7. Top step of the dugout and all railings of dugout are in play.
8. Player cannot enter the dugout steps to catch any foul pop fly.
9. Any ball entering the dugouts or striking the roof facing is considered a dead ball.
10. The handicap-access ramps on the 1st and 3rd base sides are dead-ball areas. A player cannot enter the area to make a catch, but can reach over the railings.
11. If a pitched or thrown ball becomes lodged behind or between sections of protective padding, the ball shall be ruled dead.

BURLINGTON BEES

Community Field - Burlington, IA

1. Behind home plate: Any batted or thrown ball that goes above the break is dead.
2. Dugouts: Any batted or thrown ball that hits concrete lips or guard rails in front of the dugouts is in play. Any batted or thrown ball that goes into the dugout or hits the top facing of either dugout is a dead ball. Players may lean into the dugout to make a catch, but cannot elevate themselves on the concrete lip or the steps to make a play.
3. First and Third base foul area: Any thrown ball which hits the nets is in play, unless the ball gets caught up in the net.

GROUND RULES, CONT.

4. Bullpens: Batted or thrown balls entering either bullpen are in play. Book rules apply.
5. Tarp: If ball bounces off tarp, it is in play. If ball lodges in tarp, it is dead and book rules apply. Players may lean on tarp, but cannot elevate themselves to make a play.
6. Outfield fence: The batter's eye and left field second tier billboard signs are recessed. Any ball which hits them is a home run. The second tier of billboard signs in right field is stacked on top of the lower level. Any ball hit against it is in play.

CEDAR RAPIDS KERNELS

Perfect Game Field at Veterans Memorial Stadium - Cedar Rapids, IA

1. Behind home plate: If a ball lodges between bottom of the screen and concrete facing, or in the padding around the entry door, it is dead.
2. Dugouts: A ball bouncing off the metal screens or concrete facings in front of the dugouts and photographer pits is in play. A ball lodging under the fence is dead. Players may stand on the top concrete step of the dugout to catch a ball. A ball thrown into the dugouts or pits is dead. Players may carry the ball into, but cannot throw from, the dugouts or pits.
3. Tarp: If a ball rolls into, under, or behind the tarp it is dead. Balls deflecting off the tarp are in play. Players may lean on the tarp to make a catch. They may not elevate themselves on the tarp to make a catch. The tarp is not considered a part of the bullpen. No players may sit on top of the tarp while the game is in progress.
4. Bullpens: Balls hit into the bullpens are in play. No benches or chairs are allowed in the bullpen areas.
5. Outfield: The ball must carry over the wall to be a home run. Balls hitting on top of the fence and bouncing over are home runs. Balls hitting on top of the fence and deflecting back into the field are in play. Batted balls lodging between or beneath pads are dead and automatic doubles. Thrown balls lodging between or beneath pads are dead.
6. Left field: In the portion of the 15-foot high wall that angles back toward the 8-foot wall; if a ball deflects off the 15-foot high wall over the 8-foot wall it is a ground rule double. If a ball strikes the wooden deck area ABOVE the yellow line over the 8-foot wall OR to the right of the vertical yellow line along the 15-foot high wall, it is a home run. Balls deflecting off the Tri- Vision advertising signs beyond the 8-foot wall back into the field of play are home runs.
7. Center field: Balls hitting the batter's eye, flagpole or scoreboard that deflect back into the field of play are home runs.
8. Right field: Balls deflecting off the Ribbon Board and Tri-Vision advertising signs beyond the 8-foot wall back into the field of play are home runs.
9. Any thrown ball that hits the extended netting over the dugouts and lands in a playing area, the ball is live. If a ball hits the netting and drops into the dugout, the ball is dead.

CLINTON LUMBERKINGS

LumberKings Stadium- Clinton, IA

1. Fence behind home plate: If ball hits the break point between stadium roof and fence, it is dead.
2. Dugouts: If the ball hits the netting located above the dugouts, it is dead. The perimeter facing of the dugouts is dead. Both feet need to be on the first step of the front lip to be playable. If the ball hits the lip and goes into the dugout, it is dead.
3. Tarp: If ball bounces off tarp, it is in play. If ball is lodged in the tarp, it is dead. A player can lean on the tarp with both feet on the ground, no elevation.
4. Right field: If the ball hits any upper row fence sign - it is a home run.
5. Left field: If the ball hits the scoreboard, it is a home run.
6. Bat Boy Area Located Outside of the Dugout: In each corner closest to home plate – there is a portable protective screen that sits in front of the bat boy's seat. If the ball hits the front of the net – it is a live ball. If the ball goes behind the screen it is a dead ball.

DAYTON DRAGONS

Fifth Third Field - Dayton, OH

1. Backstop: No break in the backstop net.
2. Dugouts: The facing of the dugouts are considered dead. The camera pits located in the dugout are considered dead.

GROUND RULES, CONT.

3. Netting: Any ball that hits the back stop netting from camera well to camera well is considered in play. Any ball that hits the netting from camera well to foul pole(s) is considered dead.
4. Tarp: The player may not use the tarp as a step.
5. Railings: The railings along the first base and third base lines are considered in play.
6. Left and right field foul lines: If any batted ball hits any part of the foul pole, it is a home run. If any batted ball clears the yellow break line, located on the wall padding, it will be considered a home run.
7. Outfield Wall: Any batted ball that clears the yellow line on wall pad or hits recessed railing located beyond outfield fencing is a home run.
8. Batter's Eye: Any batted ball that clears the yellow break line will be considered a home run.

FORT WAYNE TINCAPS

Parkview Field - Fort Wayne, IN

1. Behind home plate: No break in the backstop net.
2. Dugouts: Netting in front of both dugouts is live. If a ball bounces off netting and lands in playing area, ball is live. If a ball hits netting and drops into the dugout, ball is dead. The top step of either dugout opening is in play.
3. Tarp: If a ball rolls into, under or behind the tarp, it is dead. Balls deflecting off the tarp are in play. Players may lean on the tarp to make a play, but may not use it as a step to make a play.
4. The railings along the first and third base lines are in play; however if a ball hits the railing down the left field and right field, respectively, it is deemed dead and a ground rule double. If a ball bounces over the railing and into the stands, it is dead.
5. Bullpens: All fair balls hit or thrown into the bullpen area are live except those that become lodged beneath the bullpen benches. Lodged balls are dead.
6. Outfield wall: Any batted ball that clears the yellow line on the fly is a home run. This includes any batted ball that hits the railing above the wall. If a ball becomes lodged between or under padding or LED boards, it is dead.

GREAT LAKES LOONS

Dow Diamond - Midland, MI

1. No break in backstop or dugout netting.
2. The camera pits located in the dugouts are dead.
3. The facing of the dugouts are dead. The top step of either opening is in play.
4. All fair balls in the bullpen are in play.
5. A player may not use the tarp as a step to make a play. Any diving on or over to make a play is permitted.
6. All padded railings along the first and third base lines are in play.
7. All concrete steps beyond the first and third base bullpens are dead.
8. Any batted ball that hits any part of the foul pole is a home run.
9. Any batted ball that clears the yellow line on wall pad or hits recessed railing located beyond outfield fencing is a home run.
10. Balls lodged in outfield gate, first and third base marketing gates, and first base field maintenance gates are dead.

KANE COUNTY COUGARS

Northwestern Medicine Field - Geneva, IL

1. Behind home plate: If ball lodges between the screen and the top of the padding, or lodges underneath the gate directly behind home plate, it is dead.
2. Dugouts/Pit Areas: A ball bouncing off the metal steps or railing at the end of the dugouts is live. A ball lodging under the metal steps at the ends of the dugout is dead. A ball bouncing off the face of the dugout roof is dead. Players may carry the ball into, but cannot throw from the dugout or pits.

GROUND RULES, CONT.

The pit areas to the outfield sides of the dugouts are dead. A ball hitting the concrete facing at the end of the pit areas and bouncing back into play is live. If a thrown or deflected ball strikes the fence in front of either dugout but does not enter the dugout, the ball remains in play. If a thrown or deflected ball becomes wedged under the fence, the ball becomes dead. If a thrown or deflected ball enters the dugout (any area inside of the fence in front of the dugout), the ball becomes dead. The front façade of the dugout shall be considered within the dugout for the purpose of this rule. Defensive players may reach over the fence but may not elevate themselves on the fence or step inside of the fence line in order to make a play.

3. Tarp: If the ball lodges underneath the tarp, it is dead. Players may lean on the tarp to make a catch, but cannot elevate themselves on the tarp to make a catch.
4. Bullpens: Balls hit into the bullpens are in play. If the ball lodges underneath a sandbag or bench, it is dead. If the ball strikes the metal railing above the concrete wall on the first or third base side of the field and bounces back into play, it is live.
5. Outfield: The ball must be hit over the distance markers to be a home run.
6. Left field: The scoreboard is recessed and any batted ball striking it is dead (HR or 2 base hit). The deck is recessed and any batted ball that hits any part of the deck in fair territory is dead (HR or 2 base hit). The recessed portion of the deck is marked by a yellow line that is beyond the field of play.
7. Center field: If the ball becomes lodged under the gate in center field, or goes through a gap in the gate on a fly or bounce, it is dead. The hitting background is recessed and any batted ball that hits any part of it is dead (HR or 2 base hit). The deck is recessed and any batted ball that hits any part of it is dead (HR or 2 base hit). The recessed portion of the deck is marked by a yellow line that is beyond the field of play.
8. Right field: The deck is recessed and any batted ball that hits any part of the deck in fair territory is dead (HR or 2 base hit). The recessed portion of the deck is marked by a yellow line that is beyond the field of play.
9. Should a ball become wedged (lodged) between the ground and the bottom of any padding surrounding the playing field in either fair or foul territory, the ball is dead. If the ball becomes wedged in fair territory, it is a ground rule double. If in foul territory, it shall be treated the same as if the ball had been thrown out of play.

LAKE COUNTY

Classic Park - Eastlake, OH

1. Bullpens: Any ball hit into the bullpen either visitors or home shall be considered a live ball unless the ball becomes lodged in equipment, etc., in which the ball is ruled dead.
2. Dugouts: Any ball that rolls into either dugout shall be considered a dead ball. The concrete stairways leading into the dugout are out of play. A player may reach into the dugout to touch the rail and make a catch provided he is not touching the concrete steps. Any ball entering the dugouts or striking the roof is considered a dead ball.
3. Outfield Wall: Any batted ball, in fair territory, that hits the front of the protective rail is to be considered a home run. Any batted ball that hits the batters eye windscreen is considered a home run. Any batted ball, in fair territory, that becomes lodged into the outfield wall or under gate pieces (Centerfield and Rightfield gates) shall be ruled a ground rule double.
4. Tarp: If a thrown or batted ball becomes lodged behind the rolled tarp or in the tarp roll itself, it is considered dead. A player may lean on but not stand or attempt to climb on the rolled tarp to catch a ball.
5. Foul Territory Wall or Field Gates: If a thrown ball becomes lodged in or under any field access gates or related protective padding, the ball shall be considered dead. All other areas between the lines shall remain as the rule book play.

LANSING LUGNUTS

Cooley Law School Stadium - Lansing, MI

1. Dugout Railings (Green Padded and Gray Metal): If the ball bounces off and lands in playing surface, it is in play. If ball hits and goes into dugout, it is dead.

GROUND RULES, CONT.

2. Railings along first and third base lines: If thrown or batted ball bounces off railing and stays in playing surface, it is in play. If ball bounces over railing and into the stands, it is dead.
3. Tarp: If ball bounces off tarp, it is in play. If ball lodges in tarp, it is dead.
4. Bullpens: Balls hit into bullpens are in play.
5. Outfield Wall: Any batted ball landing above the yellow line is a home run. Any batted ball hitting off the yellow line and caroming over the wall is a home run. If a ball hits off the yellow line and bounces back into play, it remains in play.

PEORIA CHIEFS

Dozer Park - Peoria, IL

1. Railings along first and third baselines: If thrown or batted ball bounces off railing and stays in playing surface, it is in play. If ball bounces over railing and into the stands, it is dead.
2. Tarp: If ball bounces off tarp, it is in play. If ball lodges in tarp, it is dead.
3. A batted or thrown ball lodging in field or bullpen tarp or in cylinder is dead.
4. A batted ball that enters the centerfield Ivy and bounces out or can be seen is still in play. A ball that becomes lodged in the Ivy and sticks in the vines is a ground rule double.
5. Bullpens: Balls hit into bullpens are in play.
6. Left and right field foul lines: Any batted ball that hits any part of the foul pole screen is a home run. Any batted ball that clears the yellow break line on the wall padding is a home run.
7. Outfield wall: Any batted ball that hits the recessed railing located behind the left or right field outfield wall is a home run.
8. Batter's eye: Any batted ball that clears the yellow break line is a home run.
9. No break in the backstop net.
10. The camera pits located in the dugouts are dead.

QUAD CITIES RIVER BANDITS

Modern Woodmen Park - Davenport, IA

1. Tarp: A ball bouncing off tarp is in play. A ball lodging in or behind tarp is dead.
2. Bullpens: Balls hit into the bullpen are in play.
3. Dugout railings: If the ball hits railing and bounces back to playing area, it is in play. If ball enters the dugout area, it is dead.
4. Center field: If ball hits any part of the batter's eye above the yellow line or the railing at the top of the wall, it is a home run.
5. Outfield pads: If ball lodges between or under a pad, it is dead.
6. Backstop pads: If ball lodges between or under a pad, it is dead.
7. Left field foul fence: If ball rolls under the left field fence down the line, it is dead.
8. Foul Poles: If ball hits any part of the foul pole, it is a home run.
9. Right field ribbon board: If ball lodges between, behind or under pads, it is dead.
10. Outfield Tri-vision signs: If ball lodges in signs it is dead.

SOUTH BEND CUBS

Four Winds Field - South Bend, IN

1. Ball lodged in, on or behind backstop is a dead ball.
2. Dugouts: Netting on rails in front of both dugouts is live. If a ball bounces off netting and lands in playing area, ball is live. Netting behind dugouts is dead. If a ball hits netting and drops into the dugout, ball is dead. Any ball that hits directly over the dugout is dead. The top step of either dugout opening is in play, any other area past top step is dead. No throws allowed from the dugout.

GROUND RULES, CONT.

3. The camera pits located in the dugouts are dead.
4. The railings along the first and third base lines are in play. If a ball bounces over the railing and into the stands, it is dead.
5. Tarps: If a ball rolls into, under or behind the tarps, it is dead. Balls deflecting off the tarps are in play. A player may not use the tarp as a step to make a play. Any diving on or over to make a play is permitted. No elevation allowed on tarp.
6. If any ball gets lodged underneath or in between the steel steps on each side of the dugout, the ball is dead. A player may not use the steel steps to make a play.
7. Bullpens: All fair balls hit or thrown into the bullpen area are live except those that become lodged beneath the bullpen benches. Lodged balls are dead. All chairs are to remain up against the wall.
8. Outfield wall: Any batted ball that clears the metal railing above the wall is a home run with the exception of the left and right field exposed concrete walls, next to each foul pole. A ball is considered a home run in those areas if the batted ball clears the top of either concrete wall. If a ball becomes lodged between or under padding, it is dead.
9. Any batted ball that hits any part of the foul pole is a home run.
10. The ball must clear the batter's eye for it to be a home run. If a ball hits any part of the batter's eye it is in play. The horn on top of the batter's eye is in play.
11. Center field: If the ball becomes lodged under the gate in center field, or goes through a gap in the gate on a fly or bounce, it is dead and ruled a double.
12. Center field: If the ball lands in the camera window inside the batters eye, it is ruled a double.
13. The stadium bridge between the video board and batters eye is recessed. If a batted ball hits any part of the bridge and bounces back into play, it is considered a home run.
14. The Barefoot Wine Party Patio Sign is even with the outfield metal railing. Any batted ball that hits the sign and bounces back into play is live.

WEST MICHIGAN WHITECAPS

Fifth Third Ballpark – Comstock Park, MI

1. No break in homeplate screen.
2. Dugout facia and dugout poles out of play.
3. Dugout area: Catch ball in play; feet must remain in play and in line with protective screen; if player crosses line, play is dead.
4. Low wall and railing at the end of dugout corner inside of protective screen out of play.
5. Railing on top of box seat wall out of play.
6. Box seat wall in play except area behind low wall at end of dugout.
7. No climbing on tarp or tarp cylinder (3rd base side).
8. Play baseballs as per rule with bullpen benches.
9. Baseball hit over centerfield batter's eye must clear 2' extension above 8' wall; if not clearing – ball is in play.
10. Rightfield Deck: Baseball must clear extension for homerun; if not clearing – ball is in play.
11. Leftfield Deck: Baseball must clear extension for homerun; if not clearing - ball is in play.
12. Fly ball or bouncing baseball striking and remaining in padded billboard: Ground Rule Double.
13. Baseball bouncing over outfield wall after landing in fair territory: Ground Rule Double.
14. Batted or thrown baseball reaching 1st and 3rd base concrete runways out of play: One base advancement.
15. Batted or thrown baseball remaining on warning track between 1st and 3rd base concrete runways: In play.
16. Foul poles are outside of playing field.
17. Batted baseball striking any portion of the foul pole and/or foul pole screen: Homerun.

GROUND RULES, CONT.

WISCONSIN TIMBER RATTLERS

Neuroscience Group Field at Fox Cities Stadium - Grand Chute, WI

1. Dugouts: The protective netting and railing in front of the dugout is live. If a player falls into the dugout while attempting to make the play, the play is dead. If the ball goes into the dugout, the play is dead. If a ball caroms off the concrete facing of dugout, the play is dead.
2. Media pits: If a player falls into one of the media pits while attempting to make a play, the play is dead. If the ball goes into either media pit, the play is dead. If the ball caroms off the concrete facing of the media pits or the dugouts or the protective netting above the media pits or dugouts, the play is dead.
3. Backstop net: There is no break in the net. A thrown ball into the net is in play. A batted ball that deflects off the net is dead.
4. Railings along first and third base lines are in play.
5. Tarp: No Elevation. Player must catch ball with two feet on ground. If a fair ball bounces off tarp onto playing surface, it is in play. If a ball lodges in tarp, it is dead.
6. Outfield: Any batted ball that clears the fence or hits the scoreboard is a home run. If a ball becomes lodged under padded wall signs, it is dead.
7. Centerfield: The centerfield wall is 16' high. The black batter's eye tarp is set beyond the wall and is not part of the wall. A batted ball must only clear the 16' high wall to be home run.
8. Outfield Light Towers: A batted ball that hits a light tower beyond the outfield fence on the fly is a home run. A batted ball that hits a sign hanging on a light tower beyond the outfield fence on the fly is a home run.





Melrose

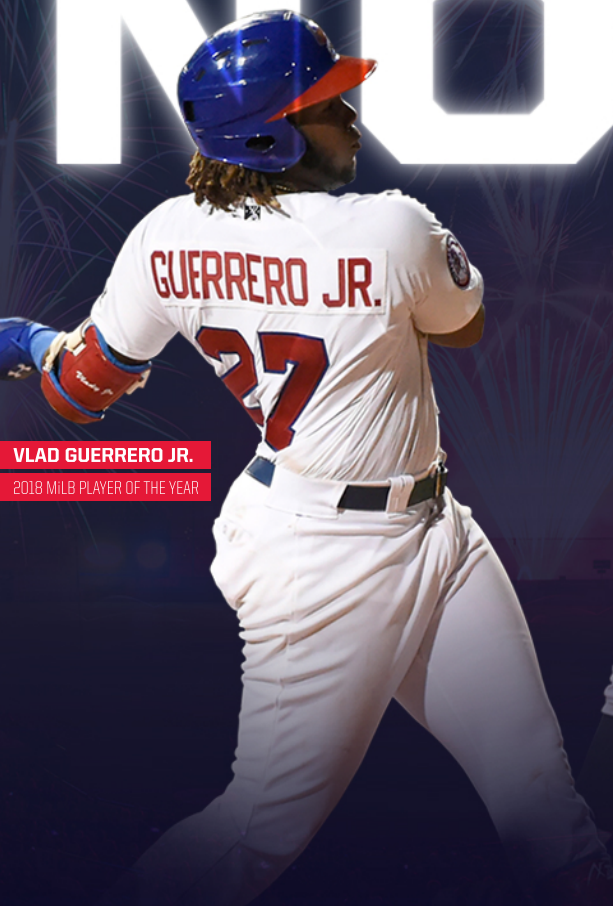
P Y R O T E C H N I C S ®



Traditional Displays
Pyromusical Productions
Indoor & Stage Pyrotechnics
Melroseyro.com

ONLY ON  MiLB.COM


BASEBALL'S FUTURE NOW



VLAD GUERRERO JR.
2018 MiLB PLAYER OF THE YEAR

FERNANDO TATIS JR.
2019 TOP PROSPECT

EXPERIENCE THE FUN



RECORDBOOK INDEX

20 Game Winners	89
Attendance Records	94
Largest Regular Season Attendance for Clubs.	94
Regular Season Attendance for League.	94
Baseball Hall of Fame Cooperstown- MWL Alumni	95
Club Leaders	
Batting Average	85
Earned Run Average	89
Home Runs	85
Runs Batted In	86
Strikeouts	89
Won-Loss Percentage	88
Greatest Comeback	84
League Records	
Club Batting Records	75-76
Club Fielding Records	80
Club Pitching Records	82
Individual Batting Records	74-75
Individual Fielding Records.	78-79
Individual Pitching Records	80-81
Miscellaneous Club Records	82
Major League Umpires (Former MWL Umpires)	95
No-Hit Games	90-91
Overall Standings	72
Pennant & Playoff Champion.	73-74
Triple Crown Winners.	82
Yearly Leaders	
Batting Average (Batting Champion)	83
Earned Run Average	86
Home Runs (Home Run Kings)	83-84
Runs Batted In	84
Strikeouts	88
Won-Lost Percentage	87

Note: League was known as Illinois State League from 1947-1948 and Mississippi-Ohio Valley League from 1949-1955.



**The MIDWEST LEAGUE
of Professional Baseball Clubs, Inc.**

thanks...

Major League Baseball Advanced Media.

*The Official Statistician
of Minor League Baseball*



OVERALL STANDINGS

CLUB	Yrs. In League	Championships Won	W	L	T	Pct.
Appleton	33	7	2246	2065		.521
Battle Creek ***	2		144	132		.511
Belleville	3		169	180	1	.484
Beloit	37	1	2570	2541		.503
Bowling Green+	9	1	676	572		.542
Burlington	57	4	3553	4080		.465
Canton	1		54	70		.435
Cedar Rapids	57	3	3922	3764	4	.510
Centralia	6		368	359	1	.506
Clinton	65	2	4159	4473	8	.482
Danville	12	4	759	734	2	.508
Dayton	19		1240	1401		.470
Decatur	23	3	1386	1442	7	.490
Dubuque	18	2	1052	1154	5	.477
Fort Wayne	26	1	1801	1801		.500
Great Lakes^^	12	1	816	855		.488
Hannibal	6		225	271	1	.454
Kane County	28	2	2015	1853	1	.521
Kenosha	9	2	608	624	2	.494
Keokuk *	5		284	328	3	.464
Kokomo	7		438	427	2	.506
Lafayette	3		187	186	1	.501
Lake County+	9	1	577	674		.462
Lansing	23	2	1623	1564		.509
Madison	13		926	859		.522
Marion	2		108	122		.470
Mattoon	11		631	694	3	.475
Michigan	8	1	603	503		.545
Michigan City	4		243	257	4	.486
Mt. Vernon	8		419	532	1	.441
Paducah	2	1	121	120		.502
Paris	10	1	644	591	5	.521
Peoria	36	1	2472	2509		.496
Quad Cities	59	7	4092	3766		.521
Quincy	14	2	850	857	4	.498
Rockford	13		881	757		.538
South Bend	31	3	2128	2138	1	.499
Springfield	15		1111	947		.540
SW Michigan^	2		134	144		.482
Vicennes	2		86	150		.364
Waterloo	36	4	2484	2203		.530
Wausau	16	1	956	1215		.440
W. Frankfort	4	1	279	192	1	.592
W. Michigan	25	6	1892	1569		.547
Wisconsin **	23	1	1580	1732		.477
Wis. Rapids	21		1325	1349	6	.496

*Keokuk surrendered franchise to league on August 7, 1962 and played remaining home games in Dubuque as Midwest Dodgers.
 +Franchise operated in the South Atlantic League prior to 2010
 Franchise operated as Appleton prior to 1995. *Franchise operated as Michigan prior to 2003.
 ^Franchise operated as Battle Creek prior to 2005. ^^Franchise operated as SW Michigan prior to 2007
 Note: Starting in 1971, divisional play was instituted. Therefore, positions finished are based on won-lost percentage in final composite standings.

YEARLY PENNANT WINNERS & PLAYOFF CHAMPIONS

YEAR	PENNANT WINNER	PLAYOFF CHAMPION	POSITION FINISHED
1947	Belleville (b)	No Playoff	
1948	West Frankfort	West Frankfort	1
1949	Centralia	Paducah	4
1950	Centralia	Finals Cancelled (a)	-
1951	Paris (b)	Danville	4
1952	Danville (c)	Decatur	3
1953	Decatur	Decatur	1
1954	Decatur	Danville	2
1955	Dubuque	Dubuque	1

(a) Called off because of bad weather and military calls. (b) Won both halves of split season. (c) Won 1st half title and tied Paris for 2nd half.

YEAR	FIRST HALF	SECOND HALF	PLAYOFF CHAMPION
1956	Paris	Dubuque	Paris
1957(d)	Decatur	Clinton	Decatur
1958(d)	Michigan City	Waterloo	Waterloo
1959	Waterloo	Waterloo	No Playoff
1960	Waterloo	Waterloo	No Playoff
1961	Waterloo	Quincy	Quincy
1962	Dubuque	Waterloo	Dubuque
1963	Clinton	Clinton	No Playoff
1964	Clinton	Fox Cities	Fox Cities
1965	Burlington	Burlington	No Playoff
1966	Fox Cities	Cedar Rapids	Fox Cities
1967	Wisconsin Rapids	Appleton	Appleton
1968	Quad Cities	Decatur	Quad Cities
1969	Appleton	Appleton	No Playoff
1970	Quincy	Quad Cities (e)	Quincy

(d) Kokomo was first in overall standings in 1957 and 1958. (e) Tied for 2nd half title with Decatur; defeated Decatur in one game playoff for 2nd half championship.

YEAR	NORTHERN DIV.	SOUTHERN DIV.	PLAYOFF CHAMPION
1971(f)	Appleton	Quad Cities	Quad Cities
1972	Appleton	Danville	Danville
1973	Wisconsin Rapids	Danville	Wisconsin Rapids
1974	Appleton	Danville	Danville
1975	Waterloo	Quad Cities	Waterloo
1976	Waterloo	Quad Cities	Waterloo
1977	Waterloo	Burlington	Burlington
1978	Appleton	Burlington	Appleton
1979	Waterloo	Quad Cities	Quad Cities
1980	Waterloo	Quad Cities	Waterloo
1981	Wausau	Quad Cities	Wausau

YEAR	NORTHERN DIVISION	CENTRAL DIVISION	SOUTHERN DIVISION	BEST 2ND PLACE FINISHER	PLAYOFF CHAMPION
1982(g)	Madison	Springfield	Quad Cities	Appleton	Appleton
1983(g)	Appleton	Cedar Rapids	Springfield	Waterloo	Appleton
1984(g)	Appleton	Beloit	Springfield	Madison	Appleton
1985(g)	Appleton	Beloit	Peoria	Kenosha	Kenosha
1986(g)	Madison	Waterloo	Springfield	Peoria	Waterloo
1987(g)	Kenosha	Beloit	Springfield	Clinton	Kenosha
1988(h)	Kenosha	-	Cedar Rapids	-	Cedar Rapids
1989(h)	South Bend	-	Springfield	-	South Bend
1990(h)	South Bend	-	Quad Cities	-	Quad Cities
1991(h)	Madison	-	Clinton	-	Clinton
1992(h)	Beloit	-	Cedar Rapids	-	Cedar Rapids
1993(h)	South Bend	-	Clinton	-	South Bend
1994(h)	Rockford	-	Cedar Rapids	-	Cedar Rapids

YEARLY PENNANT WINNERS & PLAYOFF CHAMPIONS CONTINUED ON PAGE 74

YEAR	EASTERN DIVISION	CENTRAL DIVISION	WESTERN DIVISION	WILD CARD CHAMPION	PLAYOFF CHAMPION
1995(i)	Michigan	Beloit	Quad Cities	West Michigan	Beloit
1996(i)	West Michigan	Wisconsin	Quad Cities	Rockford	West Michigan
1997(i)	Ft. Wayne	Kane County	Cedar Rapids	Lansing	Lansing
1998(i)	West Michigan	Rockford	Clinton	Fort Wayne	West Michigan
1999(i)	Lansing	Wisconsin	Burlington	Kane County	Burlington
2000(j)	Michigan	-	Beloit	-	Michigan
2001(j)	South Bend	-	Kane County	-	Kane County
2002(j)	Lansing	-	Peoria	-	Peoria
2003(j)	Lansing	-	Beloit	-	Lansing
2004(j)	West Michigan	-	Kane County	-	West Michigan
2005(j)	South Bend	-	Wisconsin	-	South Bend
2006(j)	West Michigan	-	Kane County	-	West Michigan
2007(j)	West Michigan	-	Beloit	-	West Michigan
2008(j)	South Bend	-	Burlington	-	Burlington
2009(j)	Fort Wayne	-	Burlington	-	Fort Wayne
2010(j)	Lake County	-	Clinton	-	Lake County
2011(j)	Lansing	-	Quad Cities	-	Quad Cities
2012(j)	Fort Wayne	-	Wisconsin	-	Wisconsin
2013(j)	South Bend	-	Quad Cities	-	Quad Cities
2014(j)	Lake County	-	Kane County	-	Kane County
2015(j)	West Michigan	-	Cedar Rapids	-	West Michigan
2016(j)	Great Lakes	-	Clinton	-	Great Lakes
2017(j)	Fort Wayne	-	Quad Cities	-	Quad Cities
2018(j)	Bowling Green	-	Peoria	-	Bowling Green

(f) Northern and Southern Divisions established; season still played in halves. Playoff for division winner if different teams win each half.

(g) Central Division established; split season eliminated. Playoff participants: division winner and team with best 2nd place finish.

(h) Central Division eliminated; split season re-established. Playoff participants: split season division champion.

(i) Eastern and Western Divisions established and Central Division re-established with a split season. Playoff participants: split season division champions and two wild card teams.

(j) Central Division eliminated. Playoff participants: split season division champions and four wild card teams.

NOTE: League was known as Illinois State League, 1947-48; Mississippi-Ohio Valley League 1949-55.

INDIVIDUAL BATTING RECORDS

(Based on 9 inning games)

HIGHEST BATTING PERCENTAGE, SEASON	.409 - Grover (Deacon) Jones, Dubuque, 1956.
LOWEST PERCENTAGE, LEADER, SEASON	.307 - Theodore Parks, Waterloo, 1969.
MOST GAMES, PLAYED, SEASON	140 - James Christensen, Wisconsin Rapids, 1980. Keith Lockhart, Cedar Rapids, 1987.
MOST TIMES AT BAT, SEASON	567 - James Christensen, Wisconsin Rapids, 1980.
MOST TIME AT BAT, GAME	11 - Eddie Tucker, Clinton, July 6, 1989 Rueben Smiley, Clinton, July 6, 1989
MOST RUNS SCORED, SEASON	133 - James Belz, West Frankfort, 1950.
MOST RUNS SCORED, GAME	6 - Kent Calderan, Cedar Rapids, August 14, 1970. Michael Bishop, Quad Cities, June 24, 1978. Lee Grimes, Peoria, August 28, 1986. William McMillon, Kane County, May 8, 1994. Mark Kotsay, Kane County, Sept. 2, 1996.
MOST CONSECUTIVE GAMES SCORING RUNS	15 - Bill Whiteko, Mattoon, August 13-25, 1955
MOST HITS, SEASON	203 - Eddie Logan, Mattoon, 1956.
MOST HITS, GAME	6 - By many players. Last: Collin Radack, Peoria, May 12, 2015; Ruddy Giron, Fort Wayne, May 18, 2015
MOST CONSECUTIVE PLATE APPEARANCES REACHING BASE	14 - Benji Simonton, Clinton, May 7-10, 1994 vs West Michigan.
MOST CONSECUTIVE GAMES, HITTING SAFELY	39 - Jose Siri, Dayton, June 22 - August 3, 2017
MOST CONSECUTIVE HITS	10 - Rene Lopez, Ft. Wayne, 4 hits - May 27 & 6 hits - May 29, 1993.
HIT FOR CYCLE	Many Players. Last: Gabriel Aria, Fort Wayne, August 27, 2018 vs. South Bend
MOST LONG HITS, SEASON	72 - Corey Patterson, Lansing, (35-2B 17-3B 20-HR), 1999.
MOST LONG HITS, GAME	5 - Randolph Gettman, Quincy, May 25, 1973 (2nd) (10 innings) (2-2B 3-HR). 4 - By many players. (In 2002): Antoine Cameron, Lansing, May 28 (3-2B, HR); Garrett Jones, Peoria, July 14 (4-HR); Jason Stokes, Kane County, July 16 (2-2B, 2-HR); Dominick Ambrosini, Clinton, August 19 (2-2B, 2-HR).
MOST EXTRA BASES ON LONG HITS, SEASON	321 - Brian Dopirak, Lansing, 2004
MOST EXTRA BASES ON LONG HITS, GAME	12 - Bobby Smith, Clinton, June 13, 1959 (4-HR). Michael Bishop, Quad Cities, June 24, 1978 (4-HR). Garret Jones, Quad Cities, July 14, 2002 (4-HR).
MOST TOTAL BASES, SEASON	321 - Brian Dopirak, Lansing, 2004.
MOST TOTAL BASES, GAME	17 - Michael Bishop, Quad Cities, June 24, 1978 (1-1B 4-HR).

INDIVIDUAL BATTING RECORDS, CONT.

MOST SINGLES, GAME	6 - Sam Scarpone, Paris, June 1, 1954. Richard Brewster, Quad Cities, May 28, 1976. Rene Lopez, Ft.Wayne, May 29, 1993.
MOST DOUBLES, SEASON	51 - Brandon Drury, South Bend, 2013
MOST DOUBLES, GAME	4 - By many players. Last: Elehuris Montero, Peoria, July 29, 2018
MOST TRIPLES, SEASON	19 - John Wyre, Clinton, 1954 & 19 - Keon Broxton, South Bend, 2010
MOST TRIPLES, GAME	3 - Andrew Smith, Mattoon, May 14, 1950. Oscar Flores, Quincy, August 18, 1960. Jason Smith, Rockford, September 2, 1998. Michael Reed, Wisconsin, May 22, 2013 (11 Innings) Marc Wik, Quad Cities, July 31, 2014
MOST HOME RUNS, SEASON	42 - Jeffrey Jones, Cedar Rapids, 1982.
MOST HOME RUNS, GAME	4 - Bobby Smith, Clinton, June 13, 1959. Michael Bishop, Quad Cities, June 24, 1978. Garret Jones, Quad Cities, July 14, 2002.
MOST HOME RUNS, BASES FULL, SEASON	4 - Peter Koegel, Burlington, 1966.
MOST HOME RUNS, BASES FULL, GAME	2 - James Noonan, Wausau, May 4, 1978 (consecutive at-bats).
MOST RUNS BATTED IN, SEASON	136 - James Zapp, Paris, 1952.
MOST RUNS BATTED IN, GAME	10 - Bobby Smith, Clinton, June 13, 1959. James Noonan, Wausau, May 4, 1978. Michael Bishop, Quad Cities, June 24, 1978.
MOST SACRIFICE HITS, SEASON	29 - Richard Perez, Peoria, 1993.
MOST SACRIFICE HITS, GAME	3 - By many players. Last: Alfredo Rodriguez, Wisconsin, June 30, 2013
MOST SACRIFICE FLIES, SEASON	16 - Nilson Robledo, South Bend, 1995.
MOST SACRIFICE FLIES, GAME	3 - Walter Napier, Waterloo, July 30, 1958. Luis Alvarado, Waterloo, May 8, 1967. Aaron Miles, Quad Cities, August 3, 1997.
MOST STOLEN BASES, SEASON	111 - Christopher Morris, Peoria, 2001.
MOST STOLEN BASES, GAME	6 - Charles Popovich, Mt.Vernon, May 16, 1951.
MOST BASES ON BALLS, SEASON	150 - Vanity Rushing, Waterloo, 1962.
MOST BASES ON BALLS, GAME	6 - John Nixon, Cedar Rapids, July 8, 1970. Dan Leatherman, Quad Cities, May 19, 1999. Francisco Lindor, Lake County, June 14, 2012
MOST INTENTIONAL BASES ON BALLS, SEASON	23 - Grover Jones, Fox Cities, 1966.
MOST INTENTIONAL BASES ON BALLS, GAME	4 - Samuel Monteau, Burlington, August 20, 1976; Jason Stokes, Kane County, July 23, 2002
MOST STRIKEOUTS, SEASON	198 - Samone Peters, Clinton, 2000.
MOST STRIKEOUTS, GAME	6 - John Schroeder, Ft.Wayne, June 26, 1996 Hector Garcia, Beloit, June 12, 2002.
MOST CONSECUTIVE STRIKEOUTS (OFFICIAL TIMES AT BAT)	10 - Washington Orozco, Quad Cities, July 10-14, 1972.
FEWEST STRIKEOUTS, SEASON	8 - Walter DeFreitas, Paducah (114 games), 1950. Viril Minnis, Danville (127 games), 1952.
MOST CONSECUTIVE GAMES, NO STRIKEOUTS	40 - Clinton McCord, Paris, July 14 (1st) thru August 22, 1952.
MOST TIMES HIT BY PITCHER, SEASON	38 - Nick Sinay, Lansing, 2017.
MOST TIMES HIT BY PITCHER, GAME	3 - Stanley Malec, Clinton, July 27, 1955. Tony Gonzales, Clinton, May 16, 1961. Alejandro Rodriguez, Danville, June 26, 1971. Rickey Patterson, Wausau, Aug.21 (G2), 1975. Elvin Paulino, Peoria, July 3, 1989. Jackie Ross, Beloit, May 9, 1993. Kevin Young, Cedar Rapids, June 11, 1995. Andy Augustine, Wisconsin, July 25, 1995. Wylie Campbell, Burlington, August 19, 1998. Eric Verbyrke, Battle Creek, May 24, 2003. Tim Locastro, Lansing, April 20, 2015

CLUB BATTING RECORDS

HIGHEST BATTING AVERAGE, SEASON288 - Paris, 1956.
LOWEST BATTING AVERAGE, SEASON211 - Clinton, 1965.
MOST TIMES AT BAT, SEASON	4835 - Wisconsin, 2005.
FEWEST TIMES AT BAT, SEASON	3538 - Clinton (117 games), 1960.
MOST TIMES AT BAT, CLUB, GAME	88 - Clinton, July 6, 1989 (25 innings) 84 - Waterloo, July 6, 1989 (25 innings) 79 - Danville, June 4, 1974 (21 innings) 78 - Clinton, May 19, 1999 (21 innings)
MOST TIMES AT BAT, BOTH CLUBS, GAME	172 - Clinton (88) vs. Waterloo (84), July 6, 1989 (25 innings). 156 - Danville (79) vs. Waterloo (77), June 4, 1974 (21 innings).
MOST RUNS, SCORED, SEASON	924 - Paris, (126 games), 1956.
FEWEST RUNS SCORED, SEASON	376 - Clinton, (117 games), 1965.
MOST RUNS SCORED, CLUB, GAME	40 - Danville, June 17, 1951 (1st).

CLUB BATTING RECORDS, CONT.

MOST RUNS SCORED, BOTH CLUBS, GAME	48 - Dubuque (36) vs. Paris (12), August 29, 1956.
LARGEST SCORE, SHUTOUT GAME	25-0 - Quincy vs. Decatur, May 9, 1965 (7 innings, 1st).
MOST RUNS BY OPPONENTS, SEASON	904 - Mattoon (126 games), 1956.
MOST HITS, CLUB, SEASON	1350 - Michigan (138 games), 1999.
MOST HITS, CLUB, GAME	32 - Danville, June 17, 1951 (1st).
MOST HITS, BOTH CLUBS, GAME	48 - Peoria (26) vs. West Michigan (22), July 22, 2016.
FEWEST HITS, SEASON	753 - Clinton (117 games), 1965.
MOST EXTRA BASE HITS, SEASON	495 - Lansing (288-2B 60-3B 147-HR), 1999.
MOST EXTRA BASE HITS, GAME	12 - Dubuque, August 29, 1956 (5-2B 1-3B 6-HR). Dubuque, August 19, 1958 (3-2B 9-HR). Wisconsin Rapids, July 13, 1974 (8-2B 2-3B 2-HR). Peoria, July 3, 1985 (8-2B 1-3B 3-HR). Wisconsin, April 28, 1996 (7-2B 3-3B 2-HR).
MOST EXTRA BASE HITS, BOTH CLUBS, GAME	19 - West Michigan (11) vs Lansing (8), June 16, 2017. Wisconsin (9) vs. Lansing (9), June 23, 1996.
MOST TOTAL BASES, SEASON	2158 - Michigan, 1999 (1B-878 2B-277 3B-54HR-141).
MOST TOTAL BASES, GAME	52 - Dubuque, August 29, 1956 (1B-15 2B-5 3B-1 HR-6).
MOST TOTAL BASES, BOTH CLUBS, GAME	71 - Clinton (25) vs. Burlington (46), May 30, 1970.
MOST DOUBLES, SEASON	288 - Lansing, 1999.
MOST DOUBLES, GAME	11 - West Michigan, June, 16, 2017.
MOST DOUBLES, BOTH CLUBS, GAME	17 - West Michigan (11) vs Lansing (6), June 16, 2017.
MOST TRIPLES, SEASON	79 - Mattoon, (119 games), 1950.
MOST TRIPLES, GAME	6 - Mattoon, May 14, 1950. Dubuque, May 26, 1957 (1st).
MOST TRIPLES, BOTH CLUBS, GAME	7 - Mattoon (6) vs. Paducah (1), May 14, 1950.
MOST HOME RUNS, SEASON	155 - Waterloo (128 games), 1961.
FEWEST HOME RUNS, SEASON	10 - Mattoon, 1947.
MOST HOME RUNS, GAME	9 - Dubuque, August 19, 1958.
MOST HOME RUNS, BOTH CLUBS, GAME	11 - Dubuque (9) vs. Paris (2), August 19, 1958.
MOST HOME RUNS, TWO CONSECUTIVE GAMES	11 - Dubuque (9) on August 19 and (2) on August 21, 1958.
MOST CONSECUTIVE HOME RUNS, GAME	4 - Burlington, August 10, 1995, 6th inning (Don Denbow, Kevin Watson, Jeff Poor and Raul Marval).
MOST HOME RUNS, BASES FULL, SEASON	10 - Wisconsin Rapids, 1981.
MOST RUNS BATTED IN, SEASON	769 - Waterloo (128 games), 1961.
FEWEST RUNS BATTED IN, SEASON	310 - Clinton (120 games), 1967.
MOST RUNS BATTED IN, GAME	32 - Dubuque, August 29, 1956.
MOST RUNS BATTED IN, BOTH CLUBS, GAME	43 - Dubuque (32) vs. Paris (11), August 29, 1956. MOST SACRIFICE HITS, SEASON
MOST SACRIFICE HITS, GAME	111 - Quad Cities (137 games), 1992.
MOST SACRIFICE HITS, BOTH CLUBS, GAME	7 - Belleville, July 24, 1949.
MOST SACRIFICE FLIES, SEASON	8 - Belleville (7) vs. Paducah (1), July 24, 1949.
MOST SACRIFICE FLIES, GAME	65 - Lansing, 2015.
MOST SACRIFICE FLIES, BOTH CLUBS, GAME	5 - Rockford, June 25, 1992.
MOST STOLEN BASES, SEASON	14 - Burlington (11) vs. Fort Wayne (3), April 16, 2014 (18 Innings)
MOST STOLEN BASES, GAME	319 - Burlington (142 games), 1980.
MOST STOLEN BASES, BOTH CLUBS, GAME	11 - Mattoon, May 8, 1949, Quad Cities, May 5, 1964. Burlington, April 16, 2014 (18 Innings)
MOST BASES ON BALLS, SEASON	14 - Burlington (11) vs. Fort Wayne (3), April 16, 2014 (18 Innings)
MOST BASES ON BALLS, GAME	858 - Paducah (119 games), 1949.
MOST BASES ON BALLS, BOTH CLUBS, GAME	20 - Paducah, May 22, 1949, Dubuque, May 22, 1955.
MOST INTENTIONAL BASES ON BALLS, SEASON	35 - Paducah (20) vs. Mt. Vernon (15), May 22, 1949.
MOST INTENTIONAL BASES ON BALLS, GAME	53 - Fox Cities, 1966.
MOST INTENTIONAL BASES ON BALLS, BOTH CLUBS	7 - Fox Cities, July 3, 1963
MOST STRIKEOUTS, SEASON	9 - Appleton (5) vs. Decatur (4), May 2, 1969.
MOST STRIKEOUTS, GAME	1370 - Lake County, 2014
MOST STRIKEOUTS, BOTH CLUBS, GAME	31 - Waterloo, July 6, 1989 (25 innings).
MOST LEFT ON BASES, SEASON	43 - Waterloo (25) vs. Beloit (18) (19 innings), April 17, 1988. 43 - West Michigan (19) vs. South Bend (24), 2nd Game (DH) (16 Innings), April 7, 2017
MOST LEFT ON BASES, GAME	1141 - Mt. Vernon (120 games), 1949.
MOST LEFT ON BASES, BOTH CLUBS, GAME	26 - Waterloo, August 5, 1976 (13 innings). 26 - Beloit, April 28, 1998 (18 innings).
MOST HIT BY PITCHER, SEASON	39 - Clinton (21) vs. Waterloo (18), July 6, 1989 (25 innings).
MOST HIT BY PITCHER, GAME	113 - Quad Cities (137 games), 2001.
MOST HIT BY PITCHER, SEASON	6 - Lansing, May 3, 2017

Midwest League Teams with 3,500 or more Wins;

On July 22, 2016, the Clinton Lumber Kings became the first Midwest League franchise to surpass 4,000 all-time victories. Four Midwest League teams have compiled at least 3,500 wins.

Clinton 4,159
Quad Cities 4,092
Cedar Rapids 3,922
Burlington 3,553

FANS for the CURE

PROSTATE CANCER IS A MAJOR CAUSE OF DEATH OF MEN IN AMERICA.

Protect the At-Risk Men in Your Life.



KEY PROSTATE CANCER FACTS + CONSIDERATIONS

RISK FACTORS

Age – Most prostate cancer cases occur in men age 60 and older. Yet, a significant number of men are diagnosed in their 40's and early 50's.

Race/Ethnicity – Black men have the highest death rate for prostate cancer of any racial or ethnic group in the US, over twice the rate of white men according to the American Cancer Society.

Family History – Men with a father or brother with prostate cancer are 2.5 times more likely to develop the disease.

CANCER SCREENING

Prostate cancer screening is via a simple blood test - the PSA - which checks the concentration of prostate-specific antigens.

There is a strong correlation between both elevated PSA levels and/or high percentage changes in scores between tests and the presence of prostate cancer. Yet, there are other conditions besides prostate cancer that can raise PSA levels.

High or rapidly changing PSA levels can lead to additional tests. These are often sophisticated blood tests and biopsies.

TREATMENT

Early Detection – Early diagnosis allows for more treatment options and leads to far more favorable outcomes.

Active Surveillance – Increasingly men with milder cases of prostate cancer are advised by doctors to begin with non-surgical treatment - monitoring tumors via the PSA and other blood tests - to measure the disease's progress.

Get Another Opinion – As testing and detection of prostate cancer improve, its treatments evolve. Seeking a second or third opinion is a great approach.

At Fans for the Cure, one of our goals is to become a trusted source for information on prostate cancer, early detection awareness, treatment options, and clinical trials.

Get detailed, fact-based information about prostate cancer on our website.

fansforthecure.org/MiLB2019

INDIVIDUAL FIELDING RECORDS

FIRST BASEMAN

MOST GAMES, SEASON	.139 - Jesus Vega, Burlington, 1977.
HIGHEST FIELDING PERCENTAGE, SEASON	.997 - Lawrence Rush, Quad Cities, 1974. Mark Gulseth, Burlington, 1996.
MOST CHANCES ACCEPTED, SEASON	.1418 - Glen Gardner, Burlington, 1990.
MOST CHANCES ACCEPTED, GAME	.29 - Clint Vaughn, Clinton, May 19, 1999 (21 innings) (26-PO 2-A 1-E).
MOST PUTOUTS, SEASON	.1298 - Gregory Walker, Appleton, 1980.
MOST PUTOUTS, GAME	.27 - James Richardson, Danville, June 4, 1974 (21 innings).
MOST ASSISTS, SEASON	.111 - Aaron McNeal, Michigan, 1999.
MOST ASSISTS, GAME	.6 - Robert Walter, Wisconsin Rapids, June 11, 1970. Tom Amante, Springfield, July 2, 1987. Christian Pritchett, Quad Cities, April 30, 1992.
MOST ERRORS, SEASON	.35 - Christopher Duncan, Peoria, 2000.
MOST ERRORS, GAME	.6 - Scott Vieira, Rockford, July 3, 1996.
MOST CONSECUTIVE GAMES, NO ERRORS	.86 - Richard Freeman, Rockford, May 14 thru August 22, 1995.
MOST DOUBLE PLAYS, SEASON	.125 - Glen Gardner, Burlington, 1990.
MOST DOUBLE PLAYS, GAME	.6 - Sean Baron, Waterloo, July 19, 1988. Kenneth Tirpack, Ft.Wayne, August 8, 1993(G2). David Gibraltar, Michigan, April 7, 1995. Larry Barnes, Cedar Rapids, May 18, 1996.

SECOND BASEMAN

MOST GAMES, SEASON	.136 - Norman Carrasco, Danville, 1982.
HIGHEST FIELDING PERCENTAGE, SEASON	.986 - Steven Aragon, Wisconsin Rapids, 1982. - Joseph Fraser, Ft.Wayne, 1996.
MOST CHANCES ACCEPTED, SEASON	.747 - Robert Loftin, Danville, 1954.
MOST CHANCES ACCEPTED, GAME	.19 - David Cunningham, Waterloo, July 6, 1989(7-PO 12-A).
MOST PUTOUTS, SEASON	.371 - James Granneman, Centralia-Paris, 1951.
MOST PUTOUTS, GAME	.11 - Larry Klein, Burlington, July 1, 1985. Jose Castro, West Michigan, August 30, 1995.
MOST ASSISTS, SEASON	.412 - Michael Ross, Springfield, 1989.
MOST ASSISTS, GAME	.14 - Rene Capellan, West Michigan, June 24, 1997.
MOST ERRORS, SEASON	.57 - Phillip Stevens, Mattoon, 1954.
MOST ERRORS, GAME	.5 - Manuel Betemit, Burlington, April 16, 1978 (15 innings). 5 - Steven Gray, Clinton, April 22, 1989.
MOST CONSECUTIVE GAMES, NO ERRORS	.59 - Andy Green, South Bend, June 23-August 25, 2001
MOST DOUBLE PLAYS, SEASON	.102 - Robert Loftin, Danville, 1954.
MOST DOUBLE PLAYS, GAME	.5 - By many players. Last: Kelvin Ramos, South Bend, April 19, 2015.

THIRD BASEMAN

MOST GAMES, SEASON	.138 - Marty Brown, Cedar Rapids, 1986.
HIGHEST FIELDING PERCENTAGE, SEASON	.967 - Cole Liniak, Michigan, 1996.
MOST CHANCES ACCEPTED, SEASON	.457 - Gary Gaetti, Wisconsin Rapids, 1980.
MOST CHANCES ACCEPTED, GAME	.18 - Anthony Michalak, Clinton, July 6, 1989 25 innings(12-PO 5-A 1-E).
MOST PUTOUTS, SEASON	.165 - Gary Tuggle, Springfield, 1950.
MOST PUTOUTS, GAME	.12 - Anthony Michalak, Clinton, July 6, 1989 (25 innings).
MOST ASSISTS, SEASON	.363 - Gary Gaetti, Wisconsin Rapids, 1980.
MOST ASSISTS, GAME	.12 - Eugene Cook, Decatur, June 29, 1969 (7 innings). Terry Tyson, Waterloo, May 25, 1977.
MOST ERRORS, SEASON	.57 - Israel Alcantara, Burlington, 1993.Juan Espinal, Springfield, 1994.
MOST ERRORS, GAME	.6 - David Wallace, Burlington, June 25, 1992.
MOST CONSECUTIVE GAMES, NO ERRORS	.41 - Ricky Ward, Clinton, June 28 thru August 10, 1991.
MOST DOUBLE PLAYS, SEASON	.53 - Scott Carnes, Quad Cities, 1977.
MOST DOUBLE PLAYS, GAME	.4 - Esteban Vazquez, Clinton, April 24, 1974.

SHORTSTOPS

MOST GAMES, SEASON	.138 - Jeffrey Bertoni, Quad Cities, 1978.
HIGHEST FIELDING PERCENTAGE, SEASON	.983 - Todd West, Beloit, 2001.
MOST CHANCES ACCEPTED, SEASON	.689 - William Lozado, Burlington, 1979.
MOST CHANCES ACCEPTED, GAME	.19 - Edgardo Romero, Burlington, May 30, 1976 (1st) (22 innings) (9-PO 10-A).
MOST PUTOUTS, SEASON	.253 - Orlando Arcia, Wisconsin, 2013.
MOST PUTOUTS, GAME	.10 - Tomas Perez, Burlington, May 29, 1994 (9 innings).
MOST ASSISTS, SEASON	.500 - Jeffrey Bertoni, Quad Cities, 1978.
MOST ASSISTS, GAME	.12 - Tommy Murphy, Cedar Rapids, April 5, 2002.
MOST ERRORS, SEASON	.70 - Kirk Downs, Burlington, 1980.
MOST ERRORS, GAME	.6 - Juan Joa, Dubuque, May 3, 1966.
MOST CONSECUTIVE GAMES, NO ERRORS	.32 - Kirby Dickens, Centralia, July 2 thru August 6, 1951 (1st).
MOST DOUBLE PLAYS, SEASON	.93 - William Green, Centralia, 1950.
MOST DOUBLE PLAYS, GAME	.6 - Donnie Sadler, Michigan, April 7, 1995 (18 innings) 6 - Gabriel Arias, Fort Wayne, May 11, 2018 (12 innings)

OUTFIELDERS

MOST GAMES, SEASON	139 - Daryl Boston, Appleton, 1982.
HIGHEST FIELDING PERCENTAGE, SEASON	1.000 - Eddie Christian, Kane County, 1993. Brian McMillin, Quad Cities, 1999. Dalton Pompey, Lansing, 2013
MOST CHANCES ACCEPTED, SEASON	378 - Eric Asadoorian, Peoria, 2002.
MOST CHANCES ACCEPTED, GAME	12 - Raymond Montgomery, Burlington, July 27, 1991. (11-PO 1-A).
MOST PUTOUTS, SEASON	352 - Eric Asadoorian, Peoria, 2002.
MOST PUTOUTS, GAME	11 - Raymond Montgomery, Burlington, July 27, 1991.
MOST ASSISTS, SEASON	32 - Jose Tartabull, Michigan City, 1959.
MOST ASSISTS, GAME	4 - Arthur Lucchesi, Belleville, August 3, 1947. John Finigan, Canton, June 15, 1952. Jerry Barteo, Cedar Rapids, June 18, 1969.
MOST ERRORS, SEASON	25 - Donald Battle, Kokomo, 1955.
MOST ERRORS, GAME	3 - By many players. (Last): Ray Sadler, Lansing, July 15, 2001.
MOST CONSECUTIVE GAMES, NO ERRORS	112 - Michael Mallory, Lansing, June 2, 2001 thru May 29, 2002.
MOST CONSECUTIVE GAMES, NO ERRORS, SEASON	114 - Dalton Pompey, Lansing, April 4 thru September 1, 2013
MOST DOUBLE PLAYS, SEASON	12 - Charles Barnes, Burlington, 1973.
MOST DOUBLE PLAYS, GAME	2 - By many players. (Last): Anthony Santander, Lake County, August 29, 2015.

CATCHERS

MOST GAMES, SEASON	126 - Alejandro Trevino, Wausau, 1977.
HIGHEST FIELDING PERCENTAGE, SEASON	.997 - Michael Brenley, Peoria, 2009. Brian Navarro, Cedar Rapids, 2015.
MOST CHANCES ACCEPTED, SEASON	1063 - John Burrows, Fox Cities, 1964.
MOST CHANCES ACCEPTED, GAME	29 - Timothy Torricelli, Beloit, April 17, 1988.
MOST PUTOUTS, SEASON	989 - John Burrows, Fox Cities, 1964.
MOST PUTOUTS, GAME	26 - Timothy Torricelli, Beloit, April 17, 1988.
MOST ASSISTS, SEASON	140 - Charles Johnson, Kane County, 1993. Yadier Molina, Peoria, 2002
MOST ASSISTS, GAME	8 - Darrin White, Beloit, June 8, 1990.
MOST ERRORS, SEASON	39 - Bradley Gulden, Danville, 1976.
MOST ERRORS, GAME	4 - By many players. Last: Garrett Coleman, Burlington, May 2, 1968.
MOST CONSECUTIVE GAMES, NO ERRORS	63 - Scott Maynard, Wisconsin, April 30 thru August 26, 1998.
MOST DOUBLE PLAYS, SEASON	21 - Clement Yaskowitz, Clinton, 1955.
MOST DOUBLE PLAYS, GAME	3 - By many players. (Last): Brian Navarro, Cedar Rapids, May 28, 2015.
MOST PASSED BALLS, SEASON	47 - DeGold Francis, Decatur, 1964.
MOST PASSED BALLS, GAME	7 - Edward Barberie, Clinton, July 31, 1963.

PITCHERS

MOST GAMES, SEASON	65 - Frank Cimorelli, Springfield, 1992.
MOST CHANCES ACCEPTED, NO ERRORS, SEASON	58 - William Garcia, Decatur, 1957. Dane Anthony, Waterloo, 1980.
MOST CHANCES ACCEPTED, SEASON	92 - John Bumgarner, Decatur, 1954.
MOST CHANCES ACCEPTED, GAME	12 - Mario Mendoza, Cedar Rapids, June 16, 2000 (1-PO 11-A).
MOST PUTOUTS, SEASON	30 - Cory Satterfield, Springfield, 1989, Michael Penney, Beloit, 1999.
MOST PUTOUTS, GAME	7 - John Costello, Springfield, April 17, 1985.
MOST ASSISTS, SEASON	73 - John Bumgarner, Decatur, 1954.
MOST ASSISTS, GAME	11 - Mario Mendoza, Cedar Rapids, June 16, 2000
MOST ERRORS, SEASON	12 - Paul Cacciatore, Wausau, 1977, Ray Chadwick, Peoria, 1984. Eric Ireland, Quad City, 1998.
MOST ERRORS, GAME	4 - Adam Pace, Cedar Rapids, June 28, 2001. Randy Frankum, Wausau, August 10, 1975.
MOST CONSECUTIVE GAMES, NO ERRORS	94 - Henry King, Fox Cities, May 1, 1963 - August 30, 1964 plus 4 games August 14 thru August 27, 1966. Frank Cimorelli, Springfield, 29 games in 1991 and 65 games in 1992 (April 9 thru Sept.2).
MOST CONSECUTIVE GAMES, NO ERRORS, SEASON	65 - Frank Cimorelli, Springfield, April 9 thru September 2, 1992.
MOST DOUBLE PLAYS, SEASON	8 - Eugene Bone, West Frankfort, 1950.
MOST DOUBLE PLAYS, GAME	3 - McPherson Crum, Canton, July 2, 1952. Gregory Kallevig, Peoria, July 22, 1988.

CLUB FIELDING RECORDS

HIGHEST FIELDING PERCENTAGE, SEASON	.978 - Clinton, 2016.
LOWEST FIELDING PERCENTAGE, SEASON	.930 - West Frankfort, 1947.
MOST PUTOUTS, GAME	75 - Waterloo, July 6, 1989 (25 innings).
MOST PUTOUTS, SEASON	3789 - West Michigan, 2012.
MOST PUTOUTS, GAME	75 - Waterloo, July 6, 1989 (25 innings).
MOST ASSISTS, SEASON	1743 - Lansing (139 games), 1996.
MOST ASSISTS, GAME	37 - Waterloo, July 6, 1989 (25 innings).
	35 - Clinton, May 19, 1999 (21 innings).
MOST TOTAL CHANCES, GAME	116 - Waterloo, July 6, 1989 (25 innings), (75-PO 37-A 4-E).
MOST ERRORS, SEASON	316 - Belleville (119 games), 1949.
MOST ERRORS, GAME	17 - Burlington, April 16, 1978 (15 innings).
MOST ERRORS, BOTH CLUBS, GAME	22 - Burlington (17) vs. Wausau (5), April 16, 1978 (15 innings).
FEWEST ERRORS, SEASON	119 - Great Lakes & Kane County, 2014
MOST CONSECUTIVE GAMES, NO ERRORS, SEASON	9 - Cedar Rapids, May 25 - June 3, 1986. Burlington, August 18 - 26, 1996.
MOST DOUBLE PLAYS, SEASON	171 - Lansing (139 games), 1996.
MOST DOUBLE PLAYS, GAME	7 - Waterloo, July 19, 1988 vs. South Bend.
MOST DOUBLE PLAYS, BOTH CLUBS, GAME	10 - West Michigan vs Lansing, April 23, 2011.
MOST PASSED BALLS, SEASON	83 - Decatur (124 games), 1964.
MOST PASSED BALLS, GAME	7 - Clinton, July 31, 1963.
TRIPLE PLAYS, LEAGUE	110 - Quad Cities (15), Clinton (9), Kane County (8), Burlington (8), Appleton (5), Waterloo (5), Beloit (4), Danville (4), Mt.Vernon (4), South Bend (4), Cedar Rapids (3), Decatur (3), Dubuque (3), Kenosha (3), Kokomo (3), Michigan (3), Peoria (3), Springfield (3), Wausau (3), Wisconsin Rapids (3), Hannibal (2), Michigan City (2), Paris (2), Quincy (2), Wisconsin (2), Fort Wayne (1), Great Lakes (1), Lafayette (1), Lansing (3), Madison (1), Mattoon (1), Paducah (1), Rockford (1), West Michigan (1).

INDIVIDUAL PITCHING RECORDS

HIGHEST WON-LOST PERCENTAGE, SEASON	1.000 - Bryan Hickerson, Clinton, 1987 (Won 11, Lost 0).
LOWEST WON-LOST PERCENTAGE, LEADER, SEASON	.714 - Daniel Wooden, Waterloo, 1959 (Won 15, Lost 6) .714 Erasmo Ramirez, Clinton (Won 10, Lost 4)
LOWEST EARNED RUN AVERAGE, SEASON	1.13 - Vernon Geishert, Quad Cities, 1966.
HIGHEST EARNED RUN AVERAGE, LEADER, SEASON	3.12 - Lee Tunnison, Centralia, 1951.
MOST WINS, SEASON	22 - Eugene Pisarski, Centralia, 1950. Kenneth Gohn, Danville, 1952. John Bumgarner, Decatur, 1954. Arturo Miro, Clinton, 1956. Joel McDaniel, Decatur, 1959.
MOST CONSECUTIVE WINS, SEASON	19 - Robert Freels, Belleville, 1947, Arturo Miro, Clinton, June 16 - August 28, 1956.
MOST LOSSES, SEASON	17 - Steven Duckhorn, Cedar Rapids, 1979. Scott Kannenberg, Quad Cities, 1987.
MOST CONSECUTIVE LOSSES, SEASON	13 - Mark Simon, Wisconsin Rapids, April 30 - July 14, 1969.
MOST DECISIONS, SEASON	32 - Ron Hagler, Hannibal, 1955 (Won 17, Lost 15).
MOST APPEARANCES, SEASON	65 - Frank Cimorelli, Springfield, 1992.
MOST GAMES STARTED, SEASON	30 - Emerson Unzicker, Kokomo, 1957.
MOST CONSECUTIVE GAMES STARTED, SEASON	30 - John Stein, Appleton, April 12 - September 1, 1986.
MOST COMPLETE GAMES, SEASON	26 - Joel McDaniel, Decatur, 1959.
MOST CONSECUTIVE COMPLETE GAMES, SEASON	17 - Nestor Chavez, Decatur, May 27 - August 18, 1965.
MOST RELIEF APPEARANCES, SEASON	65 - Frank Cimorelli, Springfield, 1992.
MOST CONSECUTIVE RELIEF APPEARANCES, SEASON	65 - Frank Cimorelli, Springfield, April 9 - September 2, 1992.
MOST GAMES FINISHED IN RELIEF, SEASON	59 - Gregory Watson, West Michigan, 2000, John Trujillo, Fort Wayne, 2000.
MOST CONSECUTIVE GAMES FINISHED IN	48 - Jeffrey Martin, Clinton, April 2 - August 31, 1994.
MOST SAVES, SEASON	42 - John Trujillo, Fort Wayne, 2000.
MOST CONSECUTIVE SAVES, SEASON	9 - James Czajkowski, Beloit, August 7-9-10-11-14-16-21-23-24, 1990. Rodney Huffman, Clinton, April 27-29; May 3-4-7-9-10-15-16, 1991. Gregory Watson, West Michigan, June 25-26-28-30; July 1-2-6-7-9.
MOST INNINGS PITCHED, SEASON	249.2 - Ronald Hagler, Hannibal, 1955.
MOST INNINGS PITCHED, GAME	16.0 - Eugene Pisarski, Centralia vs. Paris, June 23, 1950. Carls Lutz, Danville vs. Paris, August 22, 1953. George Sherrod, Quad Cities vs. Fox Cities, July 3, 1963.
MOST AT BATS BY OPPONENTS, SEASON	1015 - Frank Brookman, Mt.Vernon, 1951.
MOST AT BATS BY OPPONENTS, GAME	45 - Robert Hertzberger, Mattoon vs. Centralia, July 3, 1951. John Buzhardt, Paris vs. Clinton, June 24, 1955.
MOST AT BATS BY OPPONENTS, EXTRA INNING GAME	.59 - Eugene Pisarski, Centralia vs. Paris, June 23, 1950 (16 innings).

INDIVIDUAL PITCHING RECORDS

MOST HITS OFF PITCHER, SEASON	278 - Ronald Hagler, Hannibal, 1955.
MOST HITS OFF PITCHER, GAME	18 - By many pitchers.Last: James Evans, Clinton, July 4, 1960.
MOST HITS OFF PITCHER, EXTRA INNING GAME	18 - Frank Brookman, Mt.Vernon vs. Paris, June 21, 1951 (12 innings).
MOST RUNS OFF PITCHER, SEASON	159 - Ronald Hagler, Hannibal, 1955.
MOST RUNS OFF PITCHER, GAME	18 - Wayne Morin, Centralia vs. Hannibal, July 25, 1952.
FEWEST RUNS OFF PITCHER, EXTRA INNING GAME	0 - 16 innings:George Sherrord, Quad Cities vs. Fox Cities, July 3, 1963.
MOST EARNED RUNS OFF PITCHER, SEASON	125 - Juan Garcia, Decatur, 1954.
MOST EARNED RUNS OFF PITCHER, GAME	15 -Wayne Schuckert, Appleton vs. Wisconsin Rapids (G1), June 24, 1982.
MOST HOME RUNS OFF PITCHER, SEASON	31 - Jody Ryan, Wausau, 1987.
MOST HOME RUNS OFF PITCHER, GAME	6 - Michael Roberts, Decatur vs. Dubuque, August 26, 1962. Jerrod Riggan, Cedar Rapids vs. Burlington (G1), June 14, 1997.
MOST SACRIFICE HITS OFF PITCHER, SEASON	21 - Richard Hicks, Decatur, 1955.
MOST SACRIFICE HITS OFF PITCHER, GAME	5 - Luis Herrera, Decatur vs. Paris, July 25, 1953. William Laxton, Clinton vs. Dubuque, July 19, 1967.
MOST SACRIFICE FLIES OFF PITCHER, SEASON	14 - Melquicedec Torres, Wisconsin, 1999.
MOST SACRIFICE FLIES OFF PITCHER, GAME	4 - Miguel Battista, Rockford, June 14, 1991.
MOST BASES ON BALLS, SEASON	176 - James Michalec, West Frankfort, 1949.
MOST BASES ON BALLS, GAME	16 - Eugene Bone, West Frankfort vs. Mattoon, June 26, 1950.
FEWEST BASES ON BALLS, EXTRA INNING GAME	0 - Neil Maxa, Paris vs Danville, July 3, 1952 (12 innings). Bob Nonemocher, Mattoon vs. Dubuque, July 17, 1957 (12 innings). Joel McDaniel, Decatur vs. Waterloo, May 19, 1959 (12 innings). Jeffrey Conner, Quad Cities vs. Burlington, July 31, 1978 (12 innings). Francisco Gamez, Beloit vs. Springfield, May 8, 1991 (10 innings). Linty Ingram, Waterloo vs. Springfield, July 30, 1991 (10 innings).
MOST CONSECUTIVE INNINGS, NO BASES ON BALLS	56.1 - Jim McDade, Fort Wayne, June 1 - August 25, 2017
MOST INTENTIONAL BASES ON BALLS, SEASON	14 - Mike Blue, Wisconsin Rapids, 1963. Mark Chapman, Beloit, 1988. Joel Estes, Clinton, 1989.
MOST STRIKEOUTS, SEASON	274 - Danny Morris, Wisconsin Rapids, 1965.
MOST STRIKEOUTS, GAME	22 - Robert Sprout, Decatur vs. Waterloo, August 18, 1960.
MOST GAMES TEN OR MORE STRIKEOUTS, SEASON	13 - Danny Morris, Wisconsin Rapids, 1965, Mark Grant, Clinton, 1982.
MOST CONSECUTIVE STRIKEOUTS, GAME	10 - Art Groza, Burlington vs. Dubuque, May 22, 1966. Daniel Renken, Dayton vs. Lansing, June 29, 2011
MOST STRIKEOUTS, TWO CONSECUTIVE GAMES	36 - Tom Gordon, Appleton, May 16 (17) and May 21 (19), 1988.
MOST STRIKEOUTS, THREE CONSECUTIVE GAMES	48 - Danny Morris, Wisconsin Rapids, July 28 (21), August 1 (11) and August 5 (16), 1965.
MOST HIT BATSMEN, SEASON	24 - Jimmy Barrett, Michigan, 2001.
MOST HIT BATSMEN, GAME	5 - By many players. Last: Scott Hodsdon, Kane County vs. Cedar Rapids, June 13, 2008.
MOST WILD PITCHES, SEASON	181 - Dayton, 2016
MOST WILD PITCHES, GAME	7 - Ruben Flores, Wisconsin vs. Quad Cities, June 17, 2006.
MOST BALKS, SEASON	14 - Charles Hawley, Mattoon, 1950, Miguel Jimenez, Madison, 1992.
MOST BALKS, GAME	5 - Merle Doogan, Paris vs. Mattoon, May 27, 1950.
MOST COMPLETE GAME SHUTOUTS, SEASON	9 - Joel McDaniel, Decatur, 1959, Robert DeLong, Decatur, 1967.
MOST CONSECUTIVE COMPLETE GAME SHUTOUTS, SEASON	3 - By many pitchers.Last: Robert Basham, Dayton, June 23, June 28, and July 3, 2002.
MOST CONSECUTIVE SHUTOUT INNINGS, SEASON	42 - Mark Grant, Clinton, July 23 - August 17, 1982.
MOST LOW HIT GAMES, SEASON	9 - David Jimenez, Clinton, 1954 (1-1H 1-2H 2-3H 5-4H). Thomas Arruda, Michigan City, 1958 (3-1H 3-2H 2-3H 1-4H). Robert Sprout, Decatur, 1960 (2-1H 3-2H 1-3H 2-4H). Michael Abarbanel, Fox Cities, 1966 (1-0H 2-1H 3-2H 2-3H 4-4H). Vernon Geishert, Quad Cities, 1966 (1-0H 1-1H 3-2H 2-3H 2-4H).
MOST RUNNERS PICKED OFF BASE, GAME	4 - Theodore O'Neill, Wausau vs. Appleton, August 21, 1976.

MIDWEST LEAGUE GAMES OF 20 OR MORE INNINGS

Courtesy of Philip J. Lowry

25 innings	Clinton at Waterloo, July 6, 1989 (completed at Clinton, 8/17/89)
22 innings	Burlington at Waterloo, May 30, 1976 (Game 1 of DH)
21 innings	Waterloo at Danville, June 4, 1974
21 innings	Clinton at Burlington, August 10, 1983
21 innings	Clinton at Quad Cities, May 19, 1999
20 innings	Fox Cities at Decatur, August 20, 1965
20 innings	Rockford at Burlington, May 15, 1989

CLUB PITCHING RECORDS

LOWEST EARNED RUN AVERAGE, SEASON	2.52 - Appleton (117 games), 1967.
HIGHEST EARNED RUN AVERAGE, SEASON	5.98 - Mattoon (126 games), 1956.
HIGHEST EARNED RUN AVERAGE, LEADER, SEASON	3.91 - Clinton (137 games), 1999.
MOST COMPLETE GAMES, SEASON	71 - Decatur (128 games), 1957.
FEWEST COMPLETE GAMES, SEASON	0 - Many Times.
MOST SAVES, SEASON	52 - Clinton (134 games), 1993.
FEWEST SAVES, SEASON	7 - Clinton (124 games), 1974.
FEWEST HITS YIELDED, SEASON	802 - Appleton (117 games), 1967.
MOST HITS YIELDED, SEASON	1352 - South Bend (140 games), 1998.
FEWEST RUNS, SEASON	377 - Cedar Rapids (121 games), 1966.
MOST RUNS, SEASON	904 - Mattoon (126 games), 1956.
FEWEST EARNED RUNS, SEASON	278 - Appleton (117 games), 1967.
MOST EARNED RUNS, SEASON	699 - Mattoon (126 games), 1956.
FEWEST BASES ON BALLS, SEASON	318 - Fort Wayne (137 games), 2002.
MOST BASES ON BALLS, SEASON	788 - Paris (126 games), 1958.
MOST INTENTIONAL BASES ON BALLS, SEASON	61 - Appleton (140 games), 1987.
FEWEST INTENTIONAL BASES ON BALLS, SEASON	0 - South Bend (136 games), 1996. Burlington (136 games), 2003
MOST STRIKEOUTS, SEASON	1294 - Wisconsin, 2016.
FEWEST STRIKEOUTS, SEASON	633 - Clinton (129 games), 1974.
MOST SHUTOUTS, SEASON	28 - West Michigan, (136 games), 2017.
FEWEST SHUTOUTS, SEASON	1 - Kokomo (125 games), 1959. Clinton (123 games), 1968.
FEWEST HOME RUNS ALLOWED, SEASON	26 - Clinton (129 games), 1975.
MOST HOME RUNS ALLOWED, SEASON	145 - Cedar Rapids (138 games), 1997.
FEWEST HIT BATSMEN, SEASON	15 - Quad Cities (125 games), 1975.
MOST HIT BATSMEN, SEASON	124 - Michigan (137 games), 2001.
FEWEST WILD PITCHES, SEASON	29 - Quad Cities (125 games), 1975.
MOST WILD PITCHES, SEASON	181 - Dayton, 2016.
MOST BALKS, SEASON	68 - Peoria (140 games), 1988.
FEWEST BALKS, SEASON	0 - Keokuk (123 games), 1958. Appleton (125 games), 1969.

MISCELLANEOUS CLUB RECORDS

HIGHEST WON-LOST PERCENTAGE, OVERALL LEADER	727 - Waterloo (Won 93 Lost 35), 1975.
LOWEST WON-LOST PERCENTAGE, OVERALL LEADER	569 - Kane County (Won 78 Lost 59), 1999.
LOWEST WON-LOST PERCENTAGE, SEASON	282 - Mattoon (Won 35 Lost 89), 1952.
MOST CONSECUTIVE GAMES WON, SEASON	17 - Cedar Rapids, July 3 thru July 19, 1965.
MOST CONSECUTIVE GAMES LOST, SEASON	15 - Clinton, May 11 - May 25, 1958. Cedar Rapids, July 25 - August 9, 1975. Kenosha, August 14 - August 27, 1986. Clinton, May 28 - June 14, 2015.
CONSECUTIVE SHUTOUTS, OPPOSITION	4 - Appleton, August 23-24-25-26, 1972. Clinton, August 10-10-11-12, 1979.
CONSECUTIVE TIMES BEING SHUTOUT	4 - Danville, July 16-17-20-20, 1972.
LONGEST GAME INNINGS	25 - Clinton at Waterloo, July 6, 1989.
MOST INNINGS, PLAYOFFS	18 - Lake County vs. Clinton, September 16, 2010.

TRIPLE CROWN WINNERS

Elmore "Moe" Hill, Wisconsin Rapids, 1974

.339 Batting Average, 32 Home Runs, 113 Runs Batted In

Joseph "Joey" Meyer, Beloit, 1984

.320 Batting Average, 30 Home Runs, 102 Runs Batted In

BATTING CHAMPIONS

YEAR	PLAYER & CLUB PCT	YEAR	PLAYER & CLUB PCT		
1947	William Klaus, Centralia	.341	1948	Richard Martz, Marion	.361
1949	Malcolm Mick, Belleville	.354	1950	James Belz, W. Frankfort	.349
1951	Clinton McCord, Paris	.363	1952	Clinton McCord, Paris	.392
1953	Robert Schmidt, Mt. Vernon	.358	1954	John Lucadello, Decatur	.362
1955	Orlando Cepeda, Kokomo	.393	1956	Grover Jones, Dubuque	.409
1957	H. Thomas Davis, Kokomo	.357	1958	Louis Johnson, Paris	.336
1959	Donald Branson, Keokuk	.324	1960	Julio Linares, Quincy	.324
1961	Antonio Martinez, Quincy	.368	1962	Anthony Torchia, Keokuk	.328
1963	Tommie Reynolds, Burlington	.332	1964	David May, Fox Cities	.368
1965	Daniel DiPace, Wisconsin Rapids	.333	1966	Grover Jones, Fox Cities	.353
1967	Charles Manuel, Wisconsin Rapids	.313	1968	George Hendrick, Burlington	.327
1969	Theodore Parks, Waterloo	.307	1970	Cecil Cooper, Danville	.336
1971	Randolph Crews, Quincy	.323	1972	Duane Espy, Danville	.340
1973	Gerald Remy, Quad Cities	.335	1974	Elmore Hill, Wisconsin Rapids	.339
1975	Pedro Guerrero, Danville	.345	1976	Donald Pisker, Dubuque	.345
1977	Elmer Cardwell, Wausau	.332	1978	Bobby Smith, Burlington	.336
1979	Mitchell Webster, Clinton	.326	1980	Von Hayes, Waterloo	.329
1981	Edwin Saavedra, Waterloo	.336	1982	Richard Schofield, Danville	.360
1983	Javier Ortiz, Burlington	.352	1984	Joe Meyer, Beloit	.320
1985	Henry McCulla, Springfield	.317	1986	Mark Grace, Peoria	.342
1987	Walter Hale, Kenosha	.345	1988	J. Ruben Gonzalez, Wausau	.314
1989	Adam Casillas, Cedar Rapids	.321	1990	Scott Cepicky, South Bend	.312
1991	Midre Cummings, Kenosha	.322	1992	Orlando Palmeiro, Quad Cities	.317
1993	Homer Bush, Waterloo	.322	1994	Carlos Mendez, Rockford	.355
1995	Diamond Smith, C. Rpd.-W.MI.	.338	1996	Kerry Robinson, Peoria	.359
1997	Robert Fick, West Michigan	.341	1998	Pablo Ozuna, Peoria	.357
1999	Carlos Urquiola, South Bend	.362	2000	Ryan Gripp, Lansing	.333
2001	Jason Bay, Clinton	.362	2002	Jason Stokes, Kane County	.341
2003	Alberto Callaspo, Cedar Rapids	.327	2004	Brendan Ryan, Peoria	.322
2005	Eric Patterson, Peoria	.333	2006	Erik Lis, Beloit	.326
2007	Gerardo Parra, South Bend	.320	2008	Ben Revere, Beloit	.375
2009	Alexia Amarista, Cedar Rapids	.319	2010	Mike Trout, Cedar Rapids	.362
2011	Oscar Taveras, Quad Cities	.351	2012	Yeison Asencio, Fort Wayne	.323
2013	Andrew Toles, Bowling Green	.326	2014	Wynton Bernard, West Michigan	.323
2015	Ildemaro Vargas, Kane County	.321	2016	Luis Arraez, Cedar Rapids	.347
2017	Bo Bichette, Lansing	.316	2018	Elehuris Montero, Peoria	.322

HOME RUN KINGS

YEAR	PLAYER & CLUB HR	YEAR	PLAYER & CLUB HR		
1947	Eldon Repulski, West Frankfort	10	1948	Paul Deters, Marion	8
1949	Arthur Oliver, Paducah	17	1950	Kenneth Dickens, Vincennes	21
1951	Lewis Bekeza, Centralia	16	1952	James Zapp, Paris	20
	Clinton McCord, Paris	16	1953	Kenneth Payne, Paris	16
1954	J. C. Dunn, Hannibal	26	1955	Walter Dixon, Kokomo	24
1956	Carroll Gholson, Paris	30	1957	Donald Gordon, Dubuque	22
1958	Gustave Sancimino, Kokomo	29	1959	Dale Reichert, Kokomo	30
1960	Arthur Blunt, Dubuque	26	1961	Robert Lawrence, Waterloo	30
1962	John Price, Decatur	27	1963	Lincoln Curtis, Cedar Rapids	28
1964	Rene Lachemann, Burlington	24	1965	D.Randall Schwartz, Burlington	29
1966	Graig Nettles, Wisconsin Rapids	28	1967	James Williams, Quincy	17
1968	Robert Skidmore, Decatur	27	1969	Chris Barkulis, Quincy	18
1970	Roger Cain, Burlington	23		Robert Wissler, Wisconsin Rpd	18
1971	J. Gorman Thomas, Danville	31	1972	Lamar Johnson, Appleton	20
1973	Randy Bass, Wisconsin Rapids	21	1974	Elmore Hill, Wisconsin Rapids	32
1975	Elmore Hill, Wisconsin Rapids	31	1976	Elmore Hill, Wisconsin Rapids	30
1977	Elmore Hill, Wisconsin Rapids	41	1978	William Foley, Burlington	34
1979	Thomas Anderson, Waterloo	30	1980	Gary Gaetti, Wisconsin Rapids	22
1981	Glen Walker, Wausau	35	1982	Jeffrey Jones, Cedar Rapids	42
1983	Dave Heath, Peoria	27	1984	Joe Meyer, Beloit	30
1985	Bernardo Brito, Waterloo	29	1986	Luis Medina, Waterloo	35
1987	Gregory Vaughn, Beloit	33	1988	Brian Hunter, Burlington	22
1989	Tom Redington, Burlington	17		Steven Davis, Cedar Rapids	22
1990	Fred Cooley, Madison	22	1991	Paul Russo, Kenosha	20
1992	Steve Gibraltar, Cedar Rapids	19	1993	Joseph Biasucci, Springfield	26
1994	Matthew Raleigh, Burlington	34	1995	Jesus Ibarra, Burlington	34
1996	Larry Barnes, Cedar Rapids	27	1997	Joseph Freitas, Peoria	33
1998	Larry Jacobsen, Beloit	27	1999	Aaron McNeal, Michigan	38
2000	Austin Kearns, Dayton	27	2001	Samone Peters, Dayton	28
2002	Jason Stokes, Kane County	27	2003	Jayson Drobiak, Battle Creek	30

2004	Brian Dopirak, Lansing	39	2005	Ryan Harvey, Peoria	24
2006	Jordan Renz, Cedar Rapids	24	2007	Juan Francisco, Dayton	25
2008	Mike Moustakas, Burlington	22	2009	Kyle Russell, Great Lakes	26
2010	Nick Franklin, Clinton	23	2011	Yazy Arbelo, South Bend	31
2012	Miguel Sano, Beloit	28	2013	Adam Brett Walker II, Cedar Rapids	27
2014	Clint Coulter, Wisconsin	22	2015	Bobby Bradley, Lake County	27
	Daniel Palka, South Bend	22	2016	Isan Diaz, Wisconsin	20
	Nellie Rodriguez, Lake County	22	2017	Emmanuel Tapia, Lake County	29
2018	Will Benson, Lake County	22			

RUNS BATTED IN LEADERS

YEAR	PLAYER & CLUB	RBI	YEAR	PLAYER & CLUB	RBI
1947	William Klaus, Centralia	84	1948	Frank Porreca, West Frankfort	94
1949	Richard Martz, Paducah	100	1950	Lewis Bekeza, Centralia	120
1951	James Given, Mt. Vernon	119	1952	James Zapp, Paris	136
1953	James Freeman, Decatur	106	1954	Joseph Schmidt, Paris	125
1955	James Lynn, Dubuque	121	1956	Grover Jones, Dubuque	120
1957	Donald Gordon, Dubuque	116	1958	Fred Whitfield, Keokuk	118
1959	Dale Reichert, Kokomo	116	1960	Arthur Blunt, Dubuque	92
1961	Robert Lawrence, Waterloo	127	1962	Anthony Torchia, Keokuk	94
1963	Tommie Reynolds, Burlington	88	1964	Clarence Stanley, Decatur	93
	Anthony Horton, Waterloo	88	1965	John Oster, Wisconsin Rapids	94
1966	Grover Jones, Fox Cities	80	1967	Charles Manuel, WI Rapids	70
1968	Robert Skidmore, Decatur	94		James Williams, Quincy	70
1969	William Parker, Quad Cities	67	1970	Joseph Bowen, Danville	83
	Nick Van Lue, Waterloo	67	1971	Lamar Johnson, Appleton	97
1972	Lamar Johnson, Appleton	89	1973	Chester Lemon, Burlington	88
1974	Elmore Hill, Wisconsin Rapids	113	1975	Willie Aikens, Quad Cities	91
1976	Elmore Hill, Wisconsin Rapids	103	1977	Elmore Hill, Wisconsin Rapids	112
1978	Brian Harper, Quad Cities	101	1979	David Stockstill, Wausau	101
1980	Gregory Walker, Appleton	98	1981	Glen Walker, Wausau	111
1982	Alan Hunsinger, Springfield	102	1983	Curt Ford, Springfield	91
1984	Joe Meyer, Beloit	102	1985	James Winters, Appleton	91
1986	Luis Medina, Waterloo	110	1987	Todd Zeile, Springfield	106
1988	Reginald Jefferson, Cedar Rpd	90	1989	Terrel Hansen, Rockford	81
1990	John Byington, Beloit	89		Cesar Bernhardt, South Bend	81
1991	Paul Russo, Kenosha	100	1992	Steve Gibraltar, Cedar Rapids	99
1993	Charles Johnson, Kane County	94	1994	William McMillon, Kane County	101
1995	Nilson Robledo, South Bend	108	1996	Larry Barnes, Cedar Rapids	112
1997	Darron Ingram, Burlington	97	1998	Larry Jacobsen, Beloit	100
1999	Aaron McNeal, Michigan	131	2000	Austin Kearns, Lansing	104
2001	Wily Mo Pena, Dayton	113		Jason Lane, Michigan	104
2002	Juan Tejada, West Michigan	106	2003	Prince Fielder, Beloit	112
2004	Vinny Rottino, Beloit	124	2005	David Winfree, Beloit	101
2006	Jeffrey Baisley, Kane County	110	2007	Travis Snider, Lansing	93
2008	Mitchell Moreland, Clinton	99	2009	Kyle Russell, Great Lakes	102
2010	Matthew Adams, Quad Cities	88	2011	Richard Jones, Peoria	98
2012	Miguel Sano, Beloit	100	2013	Adam Brett Walker II, Cedar Rapids	109
2014	Fernando Perez, Fort Wayne	95	2015	Bobby Bradley, Lake County	92
2016	Zander Wiel, Cedar Rapids	86	2017	Jesus Sanchez, Bowling Green	82
2018	Moises Gomez, Bowling Green	82			

The Greatest Comeback

On May 7, 2014 at Community Field in Burlington, Iowa, the Clinton Lumber Kings pulled off what is believed to be the biggest comeback in Minor League Baseball history. The Burlington Bees led the Lumber Kings 17-1 at the end of five innings. Clinton scored six runs in the sixth and added five more in the eighth to pull to within five at 17-12. The Lumber Kings then scored once in the ninth and loaded the bases with one out when Marcus Littlewood connected on a grand slam home run to tie the game at 17-17. The game eventually went to extra innings. In the top of the 12th, Clinton broke the tie with three more runs and held on to win 20-17, overcoming a 16-run deficit.

CLUB BATTING AVERAGE LEADERS

(*) Led League

CLUB	PLAYER	YEAR	PCT.	CLUB	PLAYER	YEAR	PCT.
Appleton	*David May	1964	.368	Lansing	Tony Miranda	1997	.341
Battle Creek	Jayson Drobiak	2003	.293	Madison	Thomas Romano	1982	.340
Belleville	*Malcolm Mick	1949	.354	Marion	*Richard Martz	1948	.361
Beloit	Ben Revere	2008	.375	Mattoon	Eddie Logan	1956	.384
Bowling Green	Andrew Toles	2013	.326	Michigan	Shea Hillenbrand	1998	.349
Burlington	*Javier Ortiz	1983	.352	Michigan City	Rick Joseph	1959	.320
Canton	Edward Gilde	1952	.303	Mt.Vernon	*Bob Schmidt	1953	.358
	Joseph Henry	1952	.303	Paducah	James Frey	1950	.325
Cedar Rapids	*Mike Trout	2010	.362	Paris	*Clinton McCord	1952	.392
Centralia	*William Klaus	1947	.341	Peoria	*Kerry Robinson	1996	.359
Clinton	Jason Bay	2001	.362	Quad Cities	*Oscar Taveras	2011	.351
Danville	Everette Hall	1951	.361	Quincy	Tony Martinez	1961	.368
Dayton	Tonys Gutierrez	2005	.324	Rockford	*Carlos Mendez	1994	.355
Decatur	*John Lucadello	1954	.362	South Bend	*Carlos Urquiola	1999	.362
Dubuque	*Grover Jones	1956	.409	Springfield	Bob Houseman	1950	.329
Fort Wayne	Sean Burroughs	1999	.359	Southwest Mich.	John Jaso	2005	.307
Great Lakes	Brian Cavazos-Galvez	2010	.318	Vincennes	Roy Hawes	1950	.328
Hannibal	J. C. Dunn	1954	.332	Waterloo	Martin Toft	1959	.331
Kane County	*Jason Stokes	2002	.341	Wausau	R. Donnell Nixon	1982	.338
Kenosha	*Walter Hale	1987	.345	West Frankfort	James Belz	1950	.349
Keokuk	*Anthony Torchia	1962	.338	West Michigan	*Robert Fick	1997	.341
Kokomo	*Orlando Cepeda	1955	.393	Wisconsin	Brian Robinson	1999	.329
Lafayette	Nick Hopkins	1956	.323	Wisconsin Rapids	Patrick Kelly	1964	.357
Lake County	Jordan Smith	2012	.316				

CLUB BATTING LEADERS

HOME RUNS

(*) Led League

CLUB	PLAYER	YEAR	HR	CLUB	PLAYER	YEAR	HR
Appleton	*Lamar Johnson	1972	26	Madison	Thomas Romano	1982	26
Battle Creek	*Jayson Drobiak	2003	30	Marion	*Paul Deters	1948	8
Belleville	Ken Dickens	1949	7	Mattoon	Dave Gottschalk	1956	19
Beloit	*Gregory Vaughn	1987	33		Charles Randall	1956	19
Bowling Green	Derek Dietrich	2011	22	Michigan	*Aaron McNeal	1999	38
Burlington	William Foley	1978	34	Michigan City	John Orsino	1957	20
	*Matthew Raleigh	1994	34	Mt.Vernon	John Klingert	1954	15
	*Jesus Ibarra	1995	34	Paducah	*Arthur Oliver	1949	17
Canton	John Finigan	1952	3	Peoria	*Joseph Freitas	1997	33
Cedar Rapids	*Jeffrey Jones	1982	42	Quad Cities	Brian Harper	1978	24
Centralia	Lewis Bekeza	1950	17	Quincy	Chris Ward	1971	22
Clinton	*Nick Franklin	2010	23	Rockford	Salvatore Fasano	1994	25
Danville	*J. Gorman Thomas	1971	31	South Bend	*Yazy Arbelo	2011	31
Dayton	*Samone Peters	2001	28	Springfield	*Joseph Biasucci	1993	26
Decatur	*Robert Skidmore	1968	27	Vincennes	*Ken Dickens	1950	21
Dubuque	Grover Jones	1956	26	Waterloo	*Luis Medina	1986	35
	*Arthur Blunt	1960	26	Wausau	David Stockstill	1979	27
Fort Wayne	Fernando Tatis, Jr.	2017	21	West Frankfort	Glenn Hall	1949	14
Great Lakes	*Kyle Russell	2009	26	West Michigan	Lance Durham	2013	17
Hannibal	*J. C. Dunn	1954	26	Wisconsin	Khris Davis	2010	22
Kane County	*Jason Stokes	2002	27		Victor Roache	2013	22
Kenosha	Derek Parks	1987	24		Clint Coulter	2014	22
Keokuk	Fred Whitfield	1958	23	Wisconsin Rapids	*Elmore Hill	1977	41
Kokomo	*Dale Reichert	1959	30				
Lafayette	Bob Zuccarini	1955	14				
Lake County	Emmanuel Tapia	2017	29				
Lansing	Brian Dopirak	2004	39				

RUNS BATTED IN

(*) Led League

CLUB	PLAYER	YEAR	RBI	CLUB	PLAYER	YEAR	RBI
Appleton	*Gregory Walker	1980	98	Lansing	Travis Snider	2007	93
Battle Creek	Jayson Drobiak	2003	86	Madison	Tony Arias	1986	103
Belleville	Harry Taylor	1949	83	Marion	Paul Deters	1948	65
Beloit	Vinny Rottino	2004	124	Mattoon	Walt Dunkovich	1950	101
Bowling Green	Philip Wunderlich	2011	86		Nate Dickerson	1956	101
Burlington	Donnie Murphy	2003	98	Michigan	*Aaron McNeal	1999	131
Canton	Edward Gilde	1952	70	Michigan City	Manuel Mota	1957	91
Cedar Rapids	*Larry Barnes	1996	112	Mt. Vernon	*James Given	1951	119
Centralia	*Lewis Bekeza	1950	120	Paducah	*Richard Martz	1949	100
Clinton	Stan Wentzel	1956	116	Paris	*James Zapp	1952	136
Danville	Leon Wagner	1954	113	Peoria	Victor Garcia	1987	104
Dayton	*Wily Mo Pena	2001	113	Quad Cities	Michael Restovich	1999	107
Decatur	*James Freeman	1953	106	Quincy	James Lang	1963	83
Dubuque	*James Lynn	1955	121	Rockford	Terry Joseph	1996	94
Fort Wayne	Fernando Perez	2014	95	South Bend	Nilson Robledo	1995	108
Great Lakes	*Kyle Russell	2009	102	Springfield	*Todd Zeile	1987	106
Hannibal	J. C. Dunn	1954	103	Vincennes	Ken Dickens	1950	97
Kane County	Jeffrey Baisley	2006	110	Waterloo	*Robert Lawrence	1961	127
Kenosha	Paul Russo	1991	100	Wausau	Glen Walker	1981	111
Keokuk	*Fred Whitfield	1958	118	West Frankfort	Harold Pinson	1950	105
Kokomo	*Dale Reichert	1959	116	West Michigan	*Juan Tejada	2002	106
Lafayette	John Liprando	1956	80	Wisconsin	Juan Silvestre	1999	107
Lake County	Bobby Bradley	2015	92	Wisconsin Rapids	*Elmore Hill	1974	113

EARNED RUN AVERAGE LEADERS

YEAR	PITCHER, CLUB	ERA	YEAR	PITCHER, CLUB	ERA
1947	Kenneth Wild, West Frankfort	1.73	1948	Floyd Melliere, West Frankfort	1.77
1949	Dick Loeser, West Frankfort	2.22	1950	Eugene Pisarski, Centralia	2.06
1951	Lee Tunnison, Centralia	3.12	1952	Kenneth Gohn, Danville	1.58
1953	William Bright, Mattoon	2.51	1954	John Bumgarner, Decatur	2.67
1955	David Wegerek, Lafayette	2.59	1956	Charles Alsop, Michigan City	2.64
1957	Richard Lines, Clinton	1.80	1958	Juan Marichal, Michigan City	1.87
1959	Galen Cisco, Waterloo	2.23	1960	Thomas Haake, Dubuque	2.52
1961	Dennis Ribant, Quad Cities	1.86	1962	Anthony Komisar, Cedar Rapids	2.10
1963	Jerome Rozmus, Clinton	1.44	1964	Michael Carubia, Quad Cities	1.69
1965	Tony Pierce, Burlington	1.84	1966	Vernon Geishert, Quad Cities	1.13
1967	Robert DeLong, Decatur	1.97	1968	Steven Sibley, Decatur	2.01
1969	Donald Eddy, Appleton	1.81	1970	J. Douglas Bird, Waterloo	1.84
1971	Richard Gossage, Appleton	1.83	1972	Fred Bruntrager, Clinton	1.67
1973	Gerald Tyler, Clinton	2.17	1974	Luis Sanchez, Cedar Rapids	1.59
1975	David Aloi, Dubuque	1.69	1976	Ronald Hodges, Cedar Rapids	1.24
1977	Phillip Nastu, Cedar Rapids	1.88	1978	Sam Spence, Waterloo	2.38
1979	Douglas Jones, Burlington	1.75	1980	Bengie Biggus, Burlington	2.27
1981	Kenneth Pryce, Quad Cities	1.98	1982	Michael Tanzi, Appleton	2.22
1983	Barry Bass, Burlington	1.68	1984	Bruce Tanner, Appleton	1.96
1985	Keith Silver, Clinton	2.24	1986	Greg Simpson, Cedar Rapids	1.81
1987	Keith Brown, Cedar Rapids	1.59	1988	Mark Dewey, Clinton	1.43
1989	Jose Ventura, South Bend	1.57	1990	Alan Newman, Kenosha	1.64
1991	Salomon Torres, Clinton	1.41	1992	Robert Chouinard, Kane County	2.08
1993	LaTroy Hawkins, Fort Wayne	2.06	1994	William Cunnane, Kane County	1.43
1995	Cory Corrigan, Peoria	2.32	1996	Britt Reames, Peoria	1.90
1997	Craig Quintal, West Michigan	1.96	1998	Jason Childers, Beloit	1.92
1999	Robert Averette, Rockford	2.58	2000	Calvin Chipperfield, West Michigan	2.13
2001	Josh Hall, Dayton	2.65	2002	Dontrelle Willis, Kane County	1.83
2003	Jonathan Connolly, West Michigan	1.41	2004	Steven Bondurant, Kane County	2.08
2005	Andrew Sonnanstine, SW Mich	2.55	2006	Stephen Marek, Cedar Rapids	1.96
2007	Sean O'Sullivan, Cedar Rapids	2.22	2008	Jon Kibler, West Michigan	1.75
2009	Kenn Kasparek, Clinton	2.41	2010	Ian Krol, Kane County	2.65
2011	Greg Billo, Kane County	1.93	2012	Justin Nicolino, Lansing	2.46
2013	Zach Eflin, Fort Wayne	2.73	2014	Kevin Ziomek, West Michigan	2.27
2015	Matt Pearce, Peoria	2.43	2016	Evan Manarino, Beloit	2.15
2017	Clark Beeker, Cedar Rapids	2.03	2018	Mitchel Jordan, Beloit	2.67

YEARLY PITCHING LEADERS

WON-LOST PERCENTAGE LEADERS

YEAR	PLAYER ,CLUB	W	L	PCT.	YEAR	PLAYER,CLUB	W	L	PCT.
1947	Robert Freels, Belleville	19	2	.905	1948	Raymond Jankowski, W Frankfort	15	2	.882
1949	Dick Loeser, West Frankfort	12	2	.857	1950	Gene Pisarski, Centralia	22	3	.880
1951	Fred Williams, Paris	15	4	.789	1952	James Agnew, Danville	16	2	.889
1953	Michael Rolla, Mt.Vernon	14	3	.824	1954	David Jimenez, Clinton	20	6	.769
1955	Glen Rosenbaum, Dubuque	15	3	.833	1956	Charles Smith, Lafayette	21	4	.840
1957	Edwin Picker, Kokomo	16	3	.842	1958	Scott Breeden, Kokomo	17	5	.773
1959	Dan Wooden, Waterloo	15	6	.714	1960	Thomas Haake, Dubuque	19	3	.864
1961	Dennis Ribant, Quad Cities	17	2	.895	1962	Myrle Calmus, Keokuk	13	2	.867
1963	Paul Lindblad, Burlington	10	2	.833	1964	Timmy Sommer, Fox Cities	13	2	.867
1965	Raul Medrano, Burlington	12	1	.923	1966	Fred Rath, Fox Cities	17	3	.850
1967	Orville Hollrah, Appleton	11	2	.846	1968	Dennis Leathers, Decatur	9	3	.750
1969	Donald Eddy, Appleton	18	3	.857	1970	John Conzatti, Clinton	12	4	.750
	Brian Nelson, Quincy	12	2	.857		Arnold Johannes, Wis.Rapids	12	4	.750
1971	Richard Gossage, Appleton	18	2	.900	1972	Carl Austerman, Danville	16	5	.762
1973	William Castro, Danville	11	4	.733	1974	Willie Clark, Waterloo	11	2	.846
	Michael Weiss, Quincy	11	4	.733					
1975	Gary Williams, Waterloo	12	2	.857	1976	Ronald Hodges, Cedar Rapids	14	2	.875
						David Steck, Quad Cities	14	2	.875
1977	David Stewart, Clinton	17	4	.810	1978	Dewey Hoyt, Appleton	18	4	.818
1979	John Walters, Waterloo	11	2	.846	1980	Carlos Gil, Quad Cities	15	2	.882
1981	D. Matthews Bullinger, Waterloo	11	2	.846	1982	Mark Grant, Clinton	16	5	.762
1983	Alfornia Jones, Appleton	11	1	.917	1984	Kurt Walker, Appleton	9	1	.900
1985	Edwin Correa, Appleton	13	3	.813	1986	Steve Peters, Springfield	10	1	.909
	Daniel Scarpetta, Beloit	13	3	.813					
1987	Bryan Hickerson, Clinton	11	0	1.000	1988	Floyd Henry, Cedar Rapids	16	2	.889
1989	Sam Chavez, South Bend	15	3	.833	1990	Darin Kracl, Madison	10	2	.833
						Joseph Logan, Rockford	10	2	.833
1991	Ranbir Grewal, Rockford	11	2	.846	1992	Kevin Kloeck, Beloit	10	1	.909
1993	Ugueth Urbina, Burlington	10	1	.909	1994	Brian O'Brien, Fort Wayne	11	2	.846
1995	Jeffrey D'Amico, Beloit	13	3	.813	1996	Michael Fieldbinder, Beloit	9	2	.818
1997	David Borkowski, W. Michigan	15	3	.833					
	Clayton Bruner, West Michigan	15	3	.833					
1999	Christopher Mears, Wisconsin	10	1	.909	1998	Douglas Johnston, Beloit	8	2	.800
2001	Ramon Castillo, Kane County	11	2	.846	2000	Matthew Childers, Beloit	8	2	.800
						Calvin Chipperfield, W. Mich	12	3	.800
2003	Dennis Sarfate, Beloit	12	2	.857	2002	Tyler Johnson, Peoria	15	3	.833
2005	Andrew Sonnanstine, SW Mich	10	4	.714		Dontrelle Willis, Kane County	10	2	.833
2007	Duane Below, West Michigan	13	5	.722	2004	Danny Muegge, South Bend	14	4	.778
	Rafael Gonzalez, Dayton	13	5	.722	2006	Stephen Marek, Cedar Rapids	10	2	.833
2009	Jon Michael Redding, Great Lakes	16	3	.842	2008	Alfredo Figaro, West Michigan	12	2	.857
2011	Keyvius Sampson, Fort Wayne	12	3	.800	2010	Erasmio Ramirez, Clinton	10	4	.714
2013	Geoff Brown, Great Lakes	12	1	.923	2012	Anthony DeSclafani, Lansing	11	3	.786
2015	Austin Gomber, Peoria	15	3	.833	2014	Austin Kubitzka, West Michigan	10	2	.833
2017	Clark Beeker, Cedar Rapids	11	3	.786	2016	Ryan Borucki, Lansing	10	4	.714
					2018	Tommy Romero, Bowling Green	11	4	.733



STRIKEOUT LEADERS

YEAR	PITCHER, CLUB	ERA	YEAR	PITCHER, CLUB	ERA
1947	Donald Liddle, Mt.Vernon	190	1948	Michael Blyzka, Belleville	192
1949	Joseph Mattis, Mattoon	166	1950	William Ecklund, Centralia	174
1951	Lee Tunnison, Centralia	170	1952	Amacio Ferro, Hannibal	183
1953	Dennis Hamilton, Mattoon	195	1954	David Jimenez, Clinton	249
1955	Benjamin Rich, Clinton	199	1956	Charles Smith, Lafayette	263
1957	Harold Morris, Mattoon	202	1958	Harold Kolstad, Waterloo	250
1959	Joel McDaniel, Decatur	212	1960	Robert Sprout, Decatur	264
1961	David Busby, Waterloo	237	1962	Barry Shellenberger, Waterloo	226
1963	Nicholas DeMatteis, Decatur	237	1964	Joseph McKirahan, Decatur	208
1965	Danny Morris, Wisconsin Rapids	274	1966	Michael Abarbanel, Fox Cities	206
1967	Robert DeLong, Decatur	191	1968	Vida Blue, Burlington	231
1969	C. Barth Johnson, Appleton	200	1970	Steve Hardin, Wisconsin Rapids	161
1971	John D'Acquisto, Decatur	244	1972	Mark Littell, Waterloo	199
1973	Gerald Tyler, Clinton	168	1974	D. Lafayette Currence, Danville	184
1975	Mitchell Bobinger, Danville	201	1976	Theodore Barnicle, Cedar Rapids	160
1977	T. Joel Crisler, Quad Cities	155	1978	Bradley Havens, Quad Cities	197
1979	Thomas Owens, Wausau	136	1980	Scott Garrelts, Clinton	159
1981	Edwin Nunez, Wausau	205	1982	Mark Grant, Clinton	243
1983	Rich DeVincenzo, Appleton	193	1984	Mark Ciardi, Beloit	166
1985	Alan Sontag, Kenosha	213	1986	Steve Gasser, Kenosha	225
1987	Paul McClellan, Clinton	209	1988	Tom Gordon, Appleton	172
1989	Glenn Carter, Quad Cities	190	1990	Filiberto Martinez, Quad Cities	195
1991	Salomon Torres, Clinton	214	1992	Gabriel White, Rockford	176
1993	LaTroy Hawkins, Fort Wayne	179	1994	William Wagner, Quad Cities	204
1995	Charles Smith, South Bend	145	1996	Britt Reames, Peoria	167
1997	Ramon Ortiz, Cedar Rapids	225	1998	Alan Webb, West Michigan	202
1999	Juan Rincon, Quad Cities	153	2000	Jacob Peavy, Fort Wayne	164
2001	Clint Nageotte, Wisconsin	187	2002	Joseph Durban, Quad Cities	163
2003	Joseph Blanton, Kane County	144	2004	Brad Knox, Kane County	174
2005	Eric Hurley, Clinton	152	2006	Jacob McGee, SW Michigan	171
2007	Duane Below, West Michigan	160	2008	David Bromberg, Beloit	177
2009	Simon Castro, Fort Wayne	157	2010	Josh Wall, Great Lakes	151
2011	Josh Smith, Dayton	166	2012	Drew Granier, Burlington	167
2013	Ismael Guillon, Dayton	134	2014	Kyle Lloyd, Fort Wayne	155
2015	Austin Gomber, Peoria	140	2016	Angel Perdomo, Lansing	156
2017	Scott Moss, Dayton	156	2018	Packy Naughton, Dayton	137

CLUB WON-LOSS PERCENTAGE

(Minimum 10 decisions)

(*) Led League

CLUB	PLAYER, YEAR	W	L	PCT.	CLUB	PLAYER, YEAR	W	L	PCT.
Appleton	*Alfornia Jones, 1983	11	1	.917	Madison	Phil Cundari, 1986	8	2	.800
Battle Creek	Mike Gallo, 2001	9	2	.818	Marion	Edward Schanz, 1947	15	7	.682
Belleville	*Robert Freels, 1947	19	2	.905	Mattoon	William Johay, 1955	11	3	.786
Beloit	*Kevin Kloek, 1992	10	1	.909	Michigan	Roy Oswald, 1989	13	4	.765
Bowling Green	Dylan Floro, 2013	9	2	.818	Michigan City	Juan Marichal, 1958	21	8	.724
Burlington	*Raul Medrano, 1965	12	1	.923	Mt.Vernon	*Mike Rolla, 1953	14	3	.824
Canton	McPherson Crum, 1952	12	9	.571	Paducah	Barry Dossier, 1950	20	7	.741
Cedar Rapids	*Ronald A. Hodges, 1976	14	2	.875	Peoria	Marty Reed, 1984	10	2	.833
Centralia	*Gene Pisarski, 1950	22	3	.880		*Tyler Johnson, 2002	15	3	.833
Clinton	*Bryan Hickerson, 1987	11	0	1.000	Quad Cities	*Dennis Ribant, 1961	17	2	.895
Danville	*James Agnew, 1952	16	2	.889	Quincy	Paul Reuschel, 1969	11	3	.786
Dayton	Jeremy Horst, 2008	8	2	.800	Rockford	*Ranbir Grewal, 1991	11	2	.846
Decatur	*Michael Wysocki, 1967	10	2	.833	South Bend	*Sam Chavez, 1989	15	3	.833
Dubuque	*Thomas Haake, 1960	19	3	.864	Springfield	Steve Peters, 1986	10	1	.909
Hannibal	Armando Diaz, 1952	19	5	.792	Vincennes	William Spinks, 1950	11	9	.550
Fort Wayne	*Brian O'Brien, 1994	11	2	.846	Waterloo	*Gary G. Williams, 1975	12	2	.857
Great Lakes	Geoff Brown, 2013	12	1	.923	Wausau	Edwin Nunez, 1981	16	3	.842
Kane County	Vic Darensbourg, 1993	9	1	.900	W. Frankfort	*Raymond Jankowsky, 1948	15	2	.882
Kenosha	John Dodd, 1985	8	2	.800	West Michigan	Jonathan Connolly, 2003	16	3	.892
Keokuk	*Myrle Calmus, 1962	13	2	.867	Wisconsin	*Christopher Mears, 1999	10	1	.909
Kokomo	*Edwin Picker, 1957	16	3	.842	WI Rapids	John Minarcin, 1978	10	2	.833
Lafayette	Charles Smith, 1956	21	4	.840					
Lake County	Matt Packer, 2010	8	5	.615					
Lansing	Chris Reddout, 2007	9	1	.900					

CLUB PITCHING LEADERS

(*) Led League

EARNED RUN AVERAGE

CLUB	PITCHER & YEAR	ERA
Appleton	*Donald Eddy, 1969	1.81
Battle Creek	Jose Garcia, 2003	2.64
Belleville	Robert Freels, 1947	2.15
Beloit	*Jason Childers, 1998	1.92
Bowling Green	Roberto Gomez, 2012	2.48
Burlington	*Barry Bass, 1983	1.68
Canton	Harvey Nolan, 1952	3.10
Centralia	*Gene Pisarski, 1950	2.06
Cedar Rapids	*Ronald Hodges, 1976	1.24
Clinton	*Salomon Torres, 1991	1.41
Danville	*Kenneth Gohn, 1952	1.58
Dayton	Zach Ward, 2006	2.29
Decatur	Nick DeMatteis, 1963	1.95
Dubuque	*David Aloi, 1975	1.69
Fort Wayne	*LaTroy Hawkins, 1993	2.06
Great Lakes	Garrett Gould, 2011	2.40
Hannibal	Alfred Budds, 1952	2.79
Kane County	*William Cunnane, 1994	1.43
Kenosha	Alan Newman, 1990	1.64
Keokuk	Robert Angel, 1958	2.25
Kokomo	Edwin Picker, 1957	1.86
Lafayette	*David Wegerek, 1955	2.59
Lake County	Giovanni Soto, 2010	2.93
Lansing	Ryan Borucki, 2016	2.41
Madison	Tony Ariola, 1989	1.86
Marion	Edward Schanz, 1947	2.25
Mattoon	Charles Hawley, 1948	1.80
Michigan	Michael Burns, 2002	2.49
Michigan City	*Juan Marichal, 1958	1.87
Mt.Vernon	Donald Liddle, 1947	1.92
Paducah	Barry Dosser, 1950	2.68
Paris	Joe Schaffernoth, 1956	2.72
Peoria	Gregory Kallevig, 1988	1.44
Quad Cities	Vernon Geishert, 1966	1.13
Quincy	Bob Terlecki, 1965	2.40
Rockford	Kenneth Ray, 1994	1.82
South Bend	*Jose Ventura, 1989	1.57
Springfield	Robert J. Faron, 1987	2.14
Vincennes	Edgar Rellebert, 1951	3.40
Waterloo	*J. Douglas Bird, 1970	1.84
Wausau	Edwin Nunez, 1981	2.47
West Frankfort	*Kenneth Wild, 1947	1.73
West Michigan	Jonathan Connolly, 2003	1.41
Wisconsin	Thomas Fulmer, 2003	2.58
Wisconsin Rapids	Mike Van DeCastelee, 1974	1.84

STRIKEOUTS

CLUB	PITCHER & YEAR	SO
Appleton	*Michael Abaranel, 1966	206
Battle Creek	Abel Gomez, 2004	149
Belleville	*Michael Blyzka, 1948	192
Beloit	Carl Moraw, 1986	181
Bowling Green	Enny Romero, 2011	140
Burlington	*Vida Blue, 1968	231
Canton	McPherson Crum, 1952	119
Cedar Rapids	*Ramon Ortiz, 1997	225
Centralia	Charles Hawley, 1947	180
Clinton	*David Jimenez, 1954	249
Danville	*Mitchell Bobinger, 1975	201
Dayton	Josh Smith, 2011	166
Decatur	*Robert Sprout, 1960	264
Dubuque	Thomas Kelly, 1963	226
Fort Wayne	*LaTroy Hawkins, 1993	179
Great Lakes	Josh Wall, 2010	151
Hannibal	Ronald Hagler, 1955	187
Kane County	Allan Burnett, 1998	186
Kenosha	Steve Gasser, 1986	225
Keokuk	John Hamilton, 1958	225
Kokomo	Emerson Unzicker, 1957	189
Lafayette	*Charles Smith, 1956	263
Lake County	Luis Lugo, 2014	146
Lansing	Aaron Krawiec, 2001	170
Madison	James Chenevey, 1988	167
Marion	Edward Schanz, 1947	153
Mattoon	Thomas Cronin, 1954	225
Michigan	Robert Welch, 1997	158
Michigan City	Juan Marichal, 1958	246
Mt.Vernon	*Donald Liddle, 1947	190
Paducah	Lee Westover, 1950	119
Paris	Harvey Branch, 1958	213
Peoria	Mike Sodders, 1989	177
Quad Cities	Thomas Newton, 1961	208
Quincy	James Ellis, 1965	214
Rockford	*Gabriel White, 1992	176
South Bend	Michael Sirotko, 1994	173
SW Michigan	Jacob McGee, 2006	171
Springfield	William Bivens, 1987	165
Vincennes	William Hobbs, 1950	102
Waterloo	*Harold Kolstad, 1958	250
Wausau	*Edwin Nunez, 1981	205
West Frankfort	Willis McDonald, 1948	175
West Michigan	Duane Below, 2007	160
Wisconsin	Clint Nageotte, 2001	187
Wisconsin Rapids	*Dan Morris, 1965	274

20 GAME WINNERS

PITCHER	CLUB	YEAR	WON	LOST	PCT
Floyd Melliere	West Frankfort	1948	21	4	.840
Gene Pisarski	Centralia	1950	22	3	.880
Kenneth Gohn	Danville	1952	22	5	.815
Arturo Miro	Clinton	1956	22	5	.815
John Bumgarner	Decatur	1954	22	8	.733
Joel McDaniel	Decatur	1959	22	9	.710
Charles Smith	Lafayette	1956	21	4	.840
Neil Maxa	Paris	1952	21	6	.778
Joe Schaffernoth	Paris	1956	21	6	.778
David Busby	Waterloo	1961	21	7	.750
Juan Marichal	Michigan City	1958	21	8	.724
Allen Evans	Kokomo	1955	21	10	.677
David Jimenez	Clinton	1954	20	6	.769
Barry Loeser	Paducah	1950	20	7	.741
Thomas Newton	Quad Cities	1961	20	7	.741
Lee Tunison	Centralia	1951	20	8	.714
David Hill	Mattoon	1950	20	10	.667
Emerson Unzicker	Kokomo	1957	20	11	.645
John Fritz	Quad Cities	1992	20	4	.833

NO-HIT GAMES (INCLUDING 7-INNING GAMES SINCE 1970)

Eugene Pisarski, Centralia vs. West Frankfort, 6-0, July 8, 1950.
Edward Garrett, Decatur vs. Mt. Vernon, 5-1, May 31, 1952.
McPherson Crum, Canton vs. Hannibal, 3-0, June 12, 1952.
Johm Bumgarner, Decatur vs. Clinton, 1-0, July 28, 1954.
Lewis Glidwell, Dubuque vs. Kokomo, 5-0, August 14, 1956.
Kenneth Rollins, Paris vs. Michigan City, 12-0, August 18, 1957.
James Conrad, Dubuque vs. Clinton, 2-0, May 16, 1958.
Gerald Fields, Decatur vs. Clinton, 5-0, August 3, 1958.
Thomas Fisher, Clinton vs. Paris, 1-0, June 2, 1959.
Robert Sprout, Decatur vs. Waterloo, 3-0, August 18, 1960 (struck out 22).
Robert Miller, Dubuque vs. Quincy, 12-0, June 15, 1961.
Dennis Ribant, Quad Cities vs. Clinton, 1-0, July 2, 1961 - PERFECT GAME.
Vincent Scales, Quincy vs. Clinton, 2-0, May 6, 1962.
Pedro Tio, Burlington vs. Quad Cities, 13-0, June 4, 1962 (7 innings).
Anthony Komisar, Cedar Rapids vs. Clinton, 8-0, August 12, 1962.
Charles Ling, Burlington vs. Keokuk, 6-0, August 14, 1962.
Ollie Brown, Decatur vs. Wisconsin Rapids, 8-0, August 13, 1963.
Donald Pierce, Burlington vs. Fox Cities, 4-0, May 6, 1965.
Darrel Bunge, Waterloo vs. Wisconsin Rapids, 7-0, May 30, 1965.
George Bosworth, Burlington vs. Cedar Rapids, 3-0, June 29, 1965.
Vernon Geishert, Quad Cities vs. Fox Cities, 7-0, May 6, 1966.
Michael Abarbanel, Fox Cities vs. Wisconsin Rapids, 9-1, May 28, 1966.
Vida Blue, Burlington vs. Appleton, 4-0, June 19, 1968 (7 innings).
Charles Bowlby, Cedar Rapids vs. Decatur, 3-0, June 7, 1969 (G1) (10 innings).
John Conzatti, Clinton vs. Quad Cities, 2-0, August 7, 1970 (6 innings).
Isidro Monge, Quad Cities vs. Cedar Rapids, 6-0, May 4, 1971.
William Travers, Danville vs. Quad Cities, 16-1, May 30, 1971.
Dennis Yard, Danville vs. Quincy, 3-0, June 12, 1971 (7 innings).
Lawrence Bracco, Clinton vs. Waterloo, 0-1 (lost), May 3, 1972 (7 innings).
Douglas Capilla, Decatur vs. Appleton, 1-0, May 31, 1972 (7 innings).
R. Wayne McCauley, Appleton vs. Quincy, 2-0, June 15, 1972 (7 innings).
Frank Schuster, Wisconsin Rapids vs. Burlington, 2-0, June 25, 1972 (7 innings).
Dennis Leonard, Waterloo vs. Quincy, 3-0, July 15, 1972.
Gary Trumbauer, Cedar Rapids vs. Burlington, 1-0 (lost), August 2, 1972.
Thomas Bruno, Waterloo vs. Danville, 2-0, August 23, 1972 (7 innings).
Robert Dean/Paulo Deleon, Cedar Rapids vs. Danville, 6-0, July 25, 1973 (7 innings).
D. Jeffrey Little, Decatur vs. Dubuque, 1-0, June 12, 1974 (7 innings).
Lamar Wright, Quad Cities vs. Danville, 2-0, August 21, 1974 (7 innings).
T. Jared Garvin, Wisconsin Rapids vs. Waterloo, 2-0, August 22, 1974 (7 innings).
James Dorsey, Quad Cities vs. Clinton, 4-0, May 20, 1975 (7 innings).
Dean Olson, Wisconsin Rapids vs. Clinton, 6-0, June 30, 1975.
Abelino Pena, Burlington vs. Cedar Rapids, 2-0, July 20, 1975 (G2) (7 innings) PERFECT GAME.
Jose Alfaro, Dubuque vs. Cedar Rapids, 5-0, August 16, 1975.
Lawrence Monroe, Appleton vs. Cedar Rapids, 1-0, August 22, 1975 (7 innings).
Donald Mraz, Quad Cities vs. Wisconsin Rapids, 3-0, May 31, 1976 (7 innings).
Theodore Barnicle, Cedar Rapids, Cedar Rapids vs. Dubuque, 5-0, June 29, 1976.
Ralph Botting, Quad Cities vs. Wausau, 3-0, July 26, 1976 (7 innings).
T. Joel Crisler, Quad Cities vs. Wausau, 1-0, July 9, 1977 (7 innings).
Russell McDonald, Clinton vs. Wausau, 1-0, May 15, 1978 (7 innings).
James Nobles, Clinton vs. Wisconsin Rapids, 7-1, July 16, 1978 (7 innings).
Robin Fuson, Waterloo vs. Appleton, 2-0, August 3, 1978.
Wayne Guinn/Stephen Daniels/Mark Moore, Cedar Rapids vs. Quad Cities, 2-0, April 16, 1980 (11 innings).
Jerry Stovall, Clinton vs. Wausau, 2-0, June 4, 1980 (7 innings).
Dane Anthony, Waterloo vs. Appleton, 3-0, June 7, 1980 (7 innings).
Gregory Bangert, Clinton vs. Burlington, 4-1, April 20, 1981 (G2) (7 innings).
Mark Grant, Clinton vs. Danville, 9-0, August 12, 1982.
Ramon Bautista, Clinton vs. Appleton, 2-0, May 9, 1983 (G1) (7 innings).
John Martin, Springfield vs. Wausau, 2-0, August 8, 1984.
Ozzie Soto, Cedar Rapids vs. Clinton, 2-0, June 12, 1985 (G2) (7 innings).
Bob Link, Waterloo vs. Clinton, 10-0, July 25, 1985 (G2) (7 innings).
John Stein, Appleton vs. Beloit, 5-0, May 26, 1986.
Len Damian/Dewayne Coleman, Peoria vs. Springfield, 2-0, August 25, 1986.
Mike Converse, Cedar Rapids vs. Kenosha, 4-0, July 10, 1987.
Jeff Schwarz, Peoria vs. Kenosha, 4-0, July 10, 1987.
Scott Scudder, Cedar Rapids vs. Wausau, 4-0, May 20, 1988.
Mike Redding, Kenosha vs. Quad Cities, 3-0, June 23, 1988.
Mike Aspray, Peoria vs. Waterloo, 5-0, August 9, 1988.
Mike Giroud, South Bend vs. Appleton, 5-1, August 22, 1988.
Curt Krippner, Beloit vs. Madison, 1-0, May 26, 1989.
Chris Hancock/Chris Fye vs. Burlington, 11-0, June 6, 1989
Jody Ryan, Wausau vs. Clinton, 2-0, July 29, 1989.
John Conner and Jim Smith, Appleton vs. Wausau, 8-0, July 26, 1990.

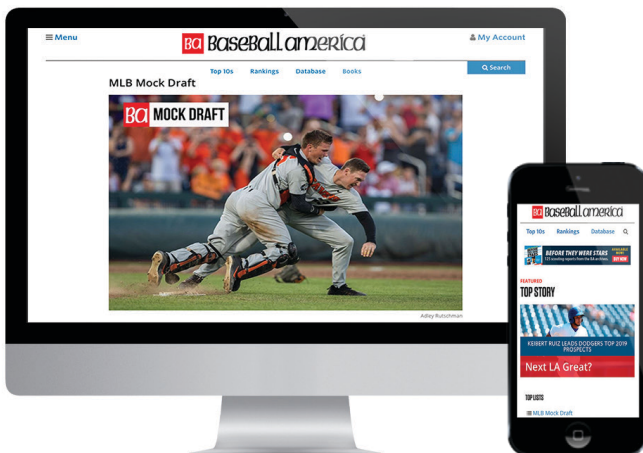
Tim Nedin, Kenosha vs. Burlington, 1-0, August 21, 1990.
 Geoffrey Kellogg, Beloit vs. Appleton, 6-0, June 18, 1991.
 Douglas Johns, Madison vs. Burlington, 3-0, July 17, 1991.
 Chuck Wanke, Clinton vs. Peoria, 5-3, May 14, 1992.
 David Sartain, Kenosha vs. Clinton (G2), 1-0, August 13, 1992.
 Scott Gardner and Anthony Lee, Peoria vs. Springfield (G2), 2-1, April 28, 1993.
 Stacy Hollins, Madison vs. Springfield, 3-0, July 7, 1993.
 Timothy Mathews, Springfield vs. Burlington, 4-0, August 13, 1993.
 Brett Hinchliffe, Appleton vs. Cedar Rapids, 13-0, June 28, 1994.
 Glendon Rusch, Rockford vs. Kane County, 9-0, August 7, 1994.
 Jason Dawsey, Beloit vs. Burlington, 5-0, July 26, 1996.
 Jason Grote, Burlington vs. Clinton, 8-0, August 5, 1996.
 David Borkowski, West Michigan vs. Kane County, 6-0, April 20, 1997.
 Ramon Ortiz, Cedar Rapids vs. Quad Cities, 12-0, August 7, 1997.
 Aaron Cames, Kane County vs. Peoria, 1-0, August 24, 1997.
 Lance Davis/Dan Timm, Burlington vs. Quad Cities, 5-0, May 7, 1998.
 Sean Buller/Luis Pineda, West Michigan vs. South Bend, 2-0, April 17, 1999.
 Greg Aquino/Jose Valverde/Tim Stanton/Bret Prinz, South Bend vs. Peoria, April 21, 2000
 Joseph Putz, Wisconsin vs. Kane County (G1), 6-1, April 29, 2000.
 Tim Sturdy, Quad Cities vs. Cedar Rapids (G2), 1-0, May 19, 2000.
 Carlos Hernandez, Michigan vs. West Michigan (G2), 2-0, May 28, 2000.
 Tommy Marx, West Michigan vs. Kane County, 8-0, June 10, 2000,
 Calvin Chipperfield, West Michigan vs. Kane County (G2), 2-0, June 13, 2000.
 Scott Dunn, Clinton vs. Lansing, 7-0, August 3, 2000 – PERFECT GAME.
 Gustavo Lopez/Chris Key/Mike Flannery, Kane County vs. Fort Wayne, 6-0, June 14, 2001.
 Brian Wolfe, Quad Cities vs. Dayton, 2-0, August 12, 2001.
 Derrick Van Dusen, Wisconsin vs. Cedar Rapids, 2-0, August 27, 2001.
 Edgar Gonzalez, South Bend vs. West Michigan, 5-0, April 14, 2002.
 Dontrelle Willis/ Tyler Banks/ Kevin Cave, Kane County vs. Beloit, 8-0, May 1, 2002
 Justin Jones/Weston O'Brien/Mark Carter, Lansing vs. Dayton, April 20, 2003
 Bill Murphy, Kane County vs. West Michigan, 6-0, June 10, 2003.
 Domingo Valdez, Clinton vs. Kane County (G2), 4-0, July 9, 2003.
 Jonah Bayliss, Burlington vs. Peoria, 1-0, August 5, 2003,
 Dusty Hughes/Jake Mullis, Burlington vs. Wisconsin, 3-0, April 12, 2004.
 Elvys Quezada, Battle Creek vs. South Bend 7-0, May 24, 2004.
 Chris Coughlin, Burlington vs. Beloit, 3-0, June 30, 2004 – PERFECT GAME.
 Sean Gallagher/Walt Nolen/Jon Hunton, Peoria vs. Cedar Rapids, 3-2, April 20, 2005 (10 Innings).
 Jino Gonzalez/Matt Larson/Jose De La Cruz, Southwest Michigan vs. Beloit, 7-0, May 28, 2005
 Johnny Cueto, Dayton vs. Wisconsin (G2), 6-0, May 13, 2006 (5 innings).
 Jared Lansford, Kane County vs. Beloit, 4-0, May 14, 2006 (7 Innings).
 Mike Wlodarczyk/Celso Rondon, Peoria vs. South West Michigan, 12-0, August 18, 2006.
 Wade Davis, SW Michigan vs. Beloit, Lost 1-0, August 31, 2006 (7 innings).
 James Russell/Chris Siegfried/Matt Maradeo/Jose Ceda, Peoria vs. Beloit, 6-0 August 25, 2007.
 Craig Italiano/Branden Dewing, Kane County vs. Burlington, 3-0, April 9, 2008 (7 Innings).
 Danny Duffy/Juan Abreu, Burlington vs. Peoria, 10-0, August 7, 2008.
 Hector Cardenas/Kevin Thomas, Quad Cities vs. Beloit, 3-0, April 15, 2009
 Simon Castro, Fort Wayne vs. Dayton, 6-0, August 18, 2009 (7 Innings).
 Fabio Martinez/Kyle Hurst/Mike Kenney, Cedar Rapids vs. Kane County, 3-0, April 30, 2010
 Nicholas Struck, Peoria vs. Clinton, 4-0, 5 innings (completed early rain), April 30, 2010
 Daniel Osterbrock, Beloit vs. Wisconsin, 4-0, 7 innings game 2 of doubleheader, May 1, 2010
 Stephen Locke, Cedar Rapids vs. Peoria, 10-0, 5 innings (completed early rain), July 12, 2010
 Jake Odorizzi/Adrian Rosario, Wisconsin vs. Cedar Rapids, 3-0, August 24, 2010
 Trey Haley/Francisco Jimenez/Clayton Ehlert, Lake County vs. Dayton, 3-1, April, 7, 2011
 Sugar Ray Marimon/ Chas Byrne, Kane County vs. Cedar Rapids, 2-0, May 18, 2011
 Austin Kirk, Peoria vs. Clinton, 2-0, July 4, 2011
 Victor Mateo, Bowling Green vs. Lake County, 1-0, July 8, 2011
 Chad Thompson/Mark Williams, Wisconsin vs. Clinton, 5-0, May 4, 2012
 Jordan Shippers, Clinton vs. West Michigan, 10-0, July 11, 2012
 Tyler Duffey/Josue Montanez/Tim Atherton, Cedar Rapids vs. Beloit, 9-1, April 7, 2013 (7 Innings)
 Kyle Schepel, South Bend vs. Lansing, 1-0, April 14, 2013
 Max Fried/Matthew Shepherd/Leonel Campos/Roman Madrid, Fort Wayne vs. Great Lakes, 1-0, May 9, 2013
 Blake Snell/Eduar Quinonez/Nick Sawyer/Marcus Jensen, Bowling Green vs. Lansing, 14-1, June 21, 2013
 Victor Sanchez, Clinton vs. Lansing, 1-0, July 17, 2013
 Brad Allen, South Bend vs. West Michigan, 2-0, August 10, 2013
 Tyler Skulina/Nathan Dorris, Kane County vs. Quad Cities, 3-0, May 17, 2014
 Blayne Weller, South Bend vs. Dayton, 7-1, July 10, 2014
 Daniel Missaki/Kody Kerski/Troy Scott vs. Cedar Rapids, 2-0, May 1, 2015
 Pedro Vasquez/Joey Strain/Lukas Schiraldi/Matt Walker, Clinton, 2-0 vs. Beloit, August 9, 2016
 Scott Moss/Carlos Machorro/Brian Hunter, Dayton, 2-0 vs. Bowling Green, May 20, 2017
 Zack Erwin/Joe Camacho, Beloit, 3-0 vs. Quad Cities, August 23, 2017
 Bryce Conley/Ty Damron/Josh Reagan, Beloit, 2-0 vs. Burlington, April 12, 2018
 Rollie Lacy/Ben Hecht, South Bend, 7-0 vs. Fort Wayne, June 6, 2018

Baseball America



1 YEAR PRINT AND DIGITAL BUNDLE PACKAGE

Keep up to date on the top prospects in the game with a bundle subscription from Baseball America. With a 1 year bundle subscription you will receive the print magazine and digital premium access to our website 24/7/365. Receive the best of Baseball America.



Click on 'join now' on BaseballAmerica.com or Call 1-800-845-2726

FIND, FRIEND, OR FOLLOW US ON:



BASEBALL'S FUTURE NOW

ONLY ON  **MiLB.TV**

USE PROMO CODE
MIDWEST
AND SAVE!



VISIT
MiLB.TV
NOW!

DOWNLOAD **THE FUN**



ATTENDANCE RECORDS

LARGEST ATTENDANCE FOR CLUB, SEASON	597,433	Dayton, 2010.
LARGEST ATTENDANCE FOR CLUB, GAME	32,103	Peoria 7-29-08.
SMALLEST ATTENDANCE FOR CLUB, SEASON	6,085	Belleville, 1948.
LARGEST ATTENDANCE FOR LEAGUE, SEASON	4,233,904	2015.
LARGEST ATTENDANCE FOR LEAGUE, DAY	68,243	7-4-13.
SMALLEST ATTENDANCE FOR LEAGUE, SEASON	120,767	1948.
LARGEST ATTENDANCE FOR LEAGUE, PLAYOFF SERIES	52,386	2009.
SMALLEST ATTENDANCE FOR LEAGUE, PLAYOFF SERIES	1,880	1964.
*First Class-A Team In MiLB History To Reach 11 Millionth Fan	Kane County	2015

REGULAR SEASON LEAGUE ATTENDANCE

YEAR	ATTENDANCE	YEAR	ATTENDANCE	YEAR	ATTENDANCE	YEAR	ATTENDANCE
1947	197,249	1965	505,236	1983	1,180,950	2001	3,232,355
1948	120,767	1966	477,635	1984	1,143,182	2002	3,366,779
1949	203,064	1967	403,618	1985	1,259,733	2003	3,375,898
1950	224,579	1968	441,938	1986	1,224,068	2004	3,505,556
1951	208,419	1969	367,420	1987	1,179,810	2005	3,486,775
1952	381,897	1970	532,034	1988	1,657,595	2006	3,298,095
1953	321,837	1971	563,889	1989	1,716,443	2007	3,530,138
1954	367,703	1972	545,121	1990	1,648,095	2008	3,602,687
1955	435,943	1973	527,032	1991	1,816,898	2009	3,629,038
1956	453,688	1974	57,272	1992	1,743,863	2010	4,184,843
1957	376,565	1975	564,368	1993	1,814,501	2011	3,983,282
1958	408,302	1976	541,126	1994	2,469,999	2012	4,084,343
1959	468,837	1977	548,097	1995	2,764,329	2013	4,118,049
1960	395,078	1978	555,546	1996	3,168,632	2014	4,142,818
1961	415,961	1979	485,917	1997	2,953,277	2015	4,233,904
1962	529,779	1980	529,097	1998	2,892,327	2016	4,153,067
1963	629,779	1981	602,793	1999	2,774,427	2017	4,087,373
1964	654,628	1982	1,005,530	2000	3,268,473	2018	3,937,721

LARGEST REGULAR SEASON ATTENDANCE FOR CLUBS

CLUB	ATTENDANCE	YEAR	CLUB	ATTENDANCE	YEAR
Appleton	94,730	1978	Lansing	538,325	1996
Battle Creek	95,845	2004	Madison	131,646	1983
Belleville	18,539	1947	Marion	36,705	1947
Beloit	101,127	1986	Mattoon	61,000	1953
Bowling Green	237,070	2011	Michigan	171,794	1995
Burlington	83,927	1994	Michigan City	48,765	1956
Canton	20,654	1952	Mt. Vernon	39,665	1951
Cedar Rapids	196,066	2002	Paducah	54,859	1949
Centralia	38,554	1951	Paris	60,350	1956
Clinton	127,251	1988	Peoria	275,673	2008
Danville	95,023	1972	Quad Cities	260,471	1994
Dayton	597,433	2010	Quincy	52,788	1962
Decatur	96,337	1953	Rockford	158,674	1988
Dubuque	97,220	1959	South Bend	354,070	2017
Fort Wayne	413,701	2016	Springfield	175,017	1991
Great Lakes	324,564	2007	Vincennes	25,652	1951
Hannibal	40,977	1955	Waterloo	93,555	1989
Kane County	523,222	2001	Wausau	63,461	1975
Kenosha	87,672	1984	West Frankfort	43,064	1947
Keokuk	41,133	1958	West Michigan	547,401	1996
Kokomo	53,600	1957	Wisconsin	253,240	2009
Lafayette	61,287	1955	Wisconsin Rapids	69,856	1974
Lake County	287,935	2010	Bowling Green	247,070	2011

BASEBALL HALL-OF-FAME AT COOPERSTOWN

MIDWEST LEAGUE ALUMNI

Orlando Cepeda (Kokomo, 1955)
Juan Marichal (Michigan City, 1958)
Carlton Fisk (Waterloo, 1968)
Rich Gossage (Appleton, 1970-1971)
Bruce Sutter (Quincy, 1973)
Paul Molitor (Burlington, 1977)
Greg Maddux (Peoria, 1985)
Trevor Hoffman (Cedar Rapids, 1991)
Harold Baines (Appleton, 1977)

FORMER MWL UMPIRES IN MAJOR LEAGUES

Ryan Additon	Gerry Davis	Pat Hoberg	Paul Nauert
Dan Bellino	Rob Drake	Sam Holbrook	Brian O’Nora
Ryan Blakney	Bruce Dreckman	Jeff Kellogg	Jeremie Rehak
Cory Blaser	Mike Everett	Ron Kulpa	DJ Reyburn
Vic Carapazza	Andy Fletcher	Nick Mahrley	Mark Ripberger
Mark Carlson	Marty Foster	Alfonso Marquez	Larry Vanover
Gary Cederstrom	Chris Guccione	Ben May	Mark Wegner
Eric Cooper	Adam Hamari	Michael Muchlinski	Bill Welke

Message to the Media

The 2019 Midwest League Media Guide and Recordbook is based on information available as of March 1, 2019. It was prepared for all accredited news services. Legitimate members of the media can obtain additional publicity information, statistics, and photos by contacting the various Midwest League Baseball Clubs. Any working media must follow the procedures set at each of the sixteen ballparks. Please contact the General Manager or Media Relations director of the ballpark you will be attending for: admission to the stadium, working credentials, media information, press box access, Radio/Newspaper/Television crew information, media notes, photographs, interviews, clubhouse access, field/dugout access, press dining, and parking.

Credits

The 2019 Midwest League Media Guide and Recordbook is an official publication of the Midwest League of Professional Baseball Clubs, Inc. All material is held under copyright by the Midwest League. All Midwest League statistics reprinted courtesy of Major League Baseball Advanced Media. The data in the Recordbook section of the publication includes records from 1947 through 2018.

Statistics

Major League Baseball Advanced Media
75 Ninth Avenue
New York, NY 10011
(212) 485-3444



SOUTH BEND, INDIANA

TUESDAY, JUNE 18

The background of the poster is a stylized illustration of a baseball game in progress on a field at night. The field is green with brown bases and pitcher's mound. Several players are shown in silhouette, including a batter in a white uniform swinging a bat, a pitcher in a dark uniform in mid-throw, and other fielders. In the background, a city skyline is visible with various buildings and a prominent church with a golden dome. The sky is dark blue with several white stars. A long, thin white line, possibly representing a pitch or a fielder's path, extends from the pitcher towards the batter.

PRESENTED BY:

FOUR WINDS[®] SAM LIMA
CASINOS