


CINCINNATI BENGALS



1984 MEDIA GUIDE



CINCINNATI BENGALS 1984 SCHEDULE PRESEASON

DAY DATE	OPPONENT AND SITE	TIME
Sat. Aug. 4	Cincinnati at New York Jets	8:30 P.M.
Sat. Aug. 11	Cincinnati at Tampa Bay	8:00 P.M.
Sat. Aug. 18	Cincinnati at Chicago	6:00 P.M.
Fri. Aug. 24	DETROIT AT CINCINNATI	7:00 P.M.

REGULAR SEASON

DAY DATE	OPPONENT AND SITE	TIME
Sun. Sept. 2	Cincinnati at Denver	2:00 P.M.
Sun. Sept. 9	KANSAS CITY AT CINCINNATI	1:00 P.M.
Sun. Sept. 16	Cincinnati at New York Jets	1:00 P.M.
Sun. Sept. 23	LOS ANGELES RAMS AT CINCINNATI	1:00 P.M.
Mon. Oct. 1	Cincinnati at Pittsburgh	9:00 P.M.
Sun. Oct. 7	HOUSTON AT CINCINNATI	4:00 P.M.
Sun. Oct. 14	Cincinnati at New England	1:00 P.M.
Sun. Oct. 21	CLEVELAND AT CINCINNATI	1:00 P.M.
Sun. Oct. 28	Cincinnati at Houston	12:00 P.M.
Sun. Nov. 4	Cincinnati at San Francisco	1:00 P.M.
Sun. Nov. 11	PITTSBURGH AT CINCINNATI	1:00 P.M.
Sun. Nov. 18	SEATTLE AT CINCINNATI	1:00 P.M.
Sun. Nov. 25	ATLANTA AT CINCINNATI	1:00 P.M.
Sun. Dec. 2	Cincinnati at Cleveland	1:00 P.M.
Sun. Dec. 9	Cincinnati at New Orleans	12:00 P.M.
Sun. Dec. 16	BUFFALO AT CINCINNATI	1:00 P.M.

ALL TIMES LISTED ABOVE ARE HOME SITE TIMES

PERTINENT DATES FOR THE 1984 NFL SEASON

Saturday, July 28	Hall of Fame Game at Canton, Ohio (Seattle vs. Tampa Bay)
Friday, August 3-5	First Preseason Weekend
Sunday, Sept. 2	Regular Season Opens
Monday, Dec. 17	Regular Season Closes
Sunday, Dec. 23	AFC and NFC First Round Playoffs
Saturday, Dec. 29	AFC and NFC Divisional Playoffs
Sunday, Dec. 30	AFC and NFC Championship Games
Sunday, Jan. 20	Super Bowl XIX, Stanford Stadium, San Francisco, Palo Alto, CA
Sunday, Jan. 27	AFC-NFC Pro Bowl, Honolulu, Hawaii

RIVERFRONT STADIUM

Riverfront Stadium, located on the banks of the Ohio River, is Bengal-land in Cincinnati.

The stadium is situated on a 48-acre site bounded by Second Street to the Ohio River and from Elm Street to Broadway.

The seating capacity when the field is in football configuration is 59,754.

The playing surface at Riverfront is Astroturf.

Parking facilities on the immediate site will hold 4500 automobiles. Three parking decks, plus the plaza level, all 12 acre areas, completely surround the stadium.

Within a 12-block radius, there are 20,000 parking spaces.

A massive scoreboard, 20 feet high by 180 feet long, contains 24,000 lamps and is capable of displaying scores, messages and cartoons through a computer.

The Stadium opened in 1970.

The largest crowd ever to assemble for a sporting event in Cincinnati was at Riverfront when 60,284 fans watched the Bengals and Browns on October 17, 1971.

TABLE OF CONTENTS

1984 Schedule	inside front cover
Riverfront Stadium	inside front cover
Paul Brown	2-3
Sam Wyche	7-9
Coaching Staff	10-13
Administrative Staff	14
Owners and Directors	4-6
Paul Brown's Coaching Record	16
Veteran Roster	18-19
1984 Bengals	21-47
1984 First Year Roster	48
1984 Draft Choices	49-54
Bengals History	57-60
Final Look at 1983	61-66
Regular Season Results	67-69
1984 Opponents	72-76
1984 NFL Preseason Schedule	77
1984 National League Schedule	78-82
Individual Records	83-92
Team Records	92-96
Bengal Leaders by years	100
Offense and Defense year-by-year	101-102
Bengal's Coaching History	103-105
Defensive Statistics	106
1983 NFL Statistics	107-109
1983 Final Standings	110
Bengals year-by-year Record	111
Ken Anderson	112-113
Alltime Bengal Leaders	114
1984 AFC-NFC Interconference Games	115
100-Yard Club	118
Attendance Data	119
Alltime Roster	120-123
Bengal Birthdays	128
Bengals Official Directory	inside back cover
Bengals Road Headquarters	inside back cover

CINCINNATI BENGALS OWNERS

Paul E. Brown	A.E. Knowlton
Michael Brown	Charles Lindberg
Pete Brown	Louis Nippert
Robert Fite	John Sawyer
Virginia Fite	James R. Williams
Mrs. David Gamble	William J. Williams

BOARD OF DIRECTORS

Paul E. Brown	A.E. Knowlton
Michael Brown	Charles Lindberg
Pete Brown	Richard H. Moore
J. Barrett Buse	Louis Nippert
Raymond L. Buse, Jr.	John Sawyer
Roger Drackett	Jack Schiff, Jr.
Robert Fite	James R. Williams
Dr. William Hackett	William J. Williams



PAUL BROWN

VICE PRESIDENT GENERAL MANAGER

A legend in his own time, Paul Brown has compiled the most distinguished coaching record in football history. From 1930, when Brown accepted his first head coaching assignment at Severn Prep (Md.) High School until he stepped aside

from active coaching at the end of the Bengals' 1975 campaign, Brown amassed 361 football victories, including 213 at the professional level.

Now a principal owner, vice-president and general manager of the Bengals, Brown has guided the destiny of Cincinnati's professional football franchise since he founded the organization in late 1967.

From 1968 through 1975, when he served as both general manager and head coach, Paul Brown led the Bengals to two American Football Conference divisional championships and three NFL playoff appearances, an accomplishment unsurpassed by any other expansion team in National Football League History.

Under Brown's leadership, the Bengals won the AFC Central Division title in 1970, the team's inaugural season in the NFL, and thus became the first American Football League merger team to enjoy such a degree of success.

That bit of "magic" was but another example of Paul Brown's innate ability to produce instant winners. Brown previously had taken charge of a founding Ohio State University football team and transformed it from a 1-9 Big Ten doormat to a national championship in the span of two short years between 1940 and 1942.

At the helm of the Cleveland Browns, another team he developed from the ground floor in the All-America Football Conference, Brown's team won the AAFC championship in every year of the league's existence, 1946-49.

With the demise of the AAFC, Cleveland was awarded a franchise in the prestigious NFL where Brown's four-time AAFC champions were accepted as something less than second-class citizens. Characteristically, Brown answered the scorn and derision by leading Cleveland to a 13-2 record and the 1950 National Football League Championship.

In Cleveland's debut in the NFL, Brown and his Browns were paired with defending champion Philadelphia Eagles. Brown's team responded by thumping the proud Eagles, 35-10, to set the stage for things to come.

During his brilliant coaching career, Brown has been a part of the "big game" more than any man who ever coached.

He has experienced the championship game feeling many, many times during his career at every level of competition. His first professional team, the Cleveland Browns, played for the world championship every year during the first 10 years of its existence.

He won the three NFL titles and seven Eastern Division crowns as coach of the Browns.

"We didn't call it the Super Bowl at that time, of course," said Brown, "but it was the same thing — the championship game of professional football."

Brown achieved 361 victories, suffered only 133 losses and 16 ties for a remarkable .725 percentage, top record ever. He fashioned 213 victories, 104 losses and nine ties in 25 years of coaching in the NFL.

His return to the NFL, after a five-year absence after leaving Cleveland in 1963, coincided with the emergence of pro football as the nation's top spectator sport and he has done much to keep it that way as a member of the NFL's competition committee, the group most responsible for opening up the game's offense during recent years.

He was elected to the Pro Football Hall of Fame in 1967, his first year of eligibility when he was away from coaching. He also has

presented many of his former players for induction. He has been a presenter six times, most by any individual.

Brown is the master builder of pro football franchises. He created a dynasty in Cleveland and in 14 years in Cincinnati has given the Queen City three AFC Central Division champions, a "wild card" playoff team, an AFC championship and a Super Bowl team.

Paul Brown is responsible for making pro football coaching the exacting science it is today. When he organized the Cleveland Browns in the All-America Football Conference in 1946, he started doing things no one else had ever done. He made coaching a science.

His success was instantaneous and only when other coaches began copying his procedures did the won and lost records start to level off.

In spite of his statistical record, which has no challenger, Brown did even more than put numbers in the win column. It is the way he went about putting together the teams that made his record possible that he will be remembered and honored for.

Here, in part, is how his citation read when he was inducted into the Professional Football Hall of Fame: "... in addition to his great record, Brown is equally respected as a man who brought fine organization to professional football. He was the first to make coaching a fulltime profession, not only for himself, but for a staff of assistants, a practice that has since become universal."

PB is certainly a friend of coaches everywhere, regardless of the level at which they coach.

Brown had a background of exceptional success as a high school, college and service coach when he was given his first pro assignment with the new Cleveland team. Immediately, he hired a fulltime staff and he instituted a system for scouting college talent on a scale never before imagined by other pro teams.

He became the first to (1) use intelligence tests as a hint to a player's learning potential, (2) used notebooks and classroom techniques extensively; (3) set up complete film clip statistical studies and (4) then grade his own players from what he found. Brown was the first coach to keep his players together at a hotel the night before a home game as well as a road game.

Strategically, he started the practice of calling plays from the sideline by utilizing guards as messengers.

He developed pass patterns for the offense that were designed to pick holes in the defense, but then he devoted his efforts to perfecting the kind of defense that could counteract a pattern passing attack.

Using his personnel to the limit, Brown was the first to switch some fine running backs to the defense because "they were so good I didn't want to waste them on offense."

All of PB's measures are now common practice, but 34 years ago they were revolutionary in the coaching world.

Brown's coaching resume shows two years at Severn Prep School in Maryland; nine years at Massillon High School in Ohio (Brown's hometown); three years at Ohio State University; two years with the successful Great Lakes Navy team during World War II; 17 years with the Cleveland Browns in both the All-America Football Conference and the National Football League and eight with Cincinnati, two in the AFL and six in the NFL.

Brown feels the Massillon High School job was the best he ever had.

"The reason is because I felt I did much good at Massillon and was able to send many, many athletes to college through their athletic skills when there was no other way for them to go."

And he kept right on going, ending up at the highest plateau of the game — the Pro Football Hall of Fame.

Among the more significant accomplishments of his teams are a series of Ohio state championships at Massillon which in turn made that school one of America's foremost prep powers, a national collegiate championship at Ohio State in 1942, four straight AAFC championships and seven divisional titles and three NFL championships in 1950, 1954 and 1955 after the Browns had joined the NFL following the breakup of the AAFC. Ironically, it was Brown's overwhelming success — his Cleveland team had a 52-4-3 record in AAFC play — that was probably the major factor in the breakup of that league.

After graduating from Massillon High School, Brown enrolled at Ohio State and later transferred to Miami where he became a fine runner and passer. He also was a track star.

He returned to his home in Massillon as football and basketball coach in 1932. The stadium in Massillon is "Paul Brown Tiger Stadium."

Brown was named "National Football Executive of the Year" in 1981, after directing the Cincinnati Bengals to their first AFC championship and appearance in Super Bowl XVI.

He is holder of the prestigious Ohio Governor's Award from James A. Rhodes; the NFL Alumni Association's Order of the Leather Helmet; the National Football Foundation's "Mr. Ohio Award" and many others.

He also has authored a book — "PB: The Paul Brown Story" which tells of his life in football.

Paul and his wife, Mary, live in Indian Hill. His first wife, Katie, died in April, 1969. Two of his sons, Mike and Pete, are associated with the Bengal organization as assistant general manager and director of player personnel respectively. Another son, Robin, a former Bengal scout, died in July, 1978.

Paul was born in Norwalk, Ohio. He holds a bachelor of arts degree from Miami University and a master of arts degree in education from Ohio State. (Paul Brown's coaching record on page 16)



AUSTIN E. KNOWLTON

Chairman of the Board

Austin E. "Dutch" Knowlton is the chairman of the board of the Cincinnati Bengals and has been a firm supporter from the first day of the franchise's inception.

Knowlton, a well-known builder and sportsman, has been the founder, owner and director since the franchise was founded and often can

be found watching his team play at some of the farthest waystops on the NFL map, in addition to his regular attendance at games in Riverfront Stadium.

"Like every other Bengal fan, we are looking forward to the 1984 Bengals football team winning the World Championship and the Super Bowl."

Besides being not only one of the team's most rabid fans as well as its chairman of the board, Knowlton also is an avid sportsman who spends as much of his free time as possible overseeing his second great interest—the breeding and selling of show horses at his Emerald Farm in Delaware County.

Also, during the glorious days of the 70's, Knowlton was the largest owner of the Cincinnati Reds.

Sometimes there is not as much time to devote to these activities as he'd like because of his business interests. A few years ago, organized the Arga Co., which is engaged in the construction of buildings, leasing of buildings, and other endeavors. A division of this company, K Construction Management, is engaged in the construction business in Ohio and other states.

After receiving a degree in architecture and civil engineering from Ohio State University, Knowlton joined his father's construction company.

He assumed ownership of the construction business and operated it under the name of Knowlton Construction Company.

Knowlton Construction Company built the major portion of Ohio University, Bowling Green State University; as well as many college buildings at Ohio State University, Miami University, Capital University, Otterbein College and numerous schools and universities.

After World War II, he secured the franchise for the sale of Beechcraft Products in Ohio and surrounding areas and formed the Ohio Aviation Company of Vandalia and Cleveland, Ohio.

His offices are in Bellefontaine and Columbus, Ohio, and he resides in Delaware County at Emerald Farms, and Aspen at Red Mountain Ranch.



JOHN SAWYER **President**

John Sawyer, one of the founders of the Cincinnati Bengals, has been president of the team since its inception in 1967.

Sawyer, a well-known business executive, teamed with Paul and Mike Brown to bring a professional football franchise to Cincinnati. He put in long and hard hours of work and travel while putting the franchise together for the Queen City.

Sawyer and Paul and Mike Brown represented Cincinnati in the many meetings prior to the awarding of the franchise. He played a part in the NFL realignment in 1970 and currently attends most NFL owners meetings. He is an owner and member of the Bengals' board of directors.

He has made every road trip but one since the Bengals began playing in 1968.

Sawyer operates the J. Sawyer Co., a multi-faceted agricultural concern which includes aviation firms, an antique shop, restaurant and farms and ranches in Ohio, Mississippi and Montana, and also a horticultural products company and a commercial feed lot. He is one of only a few farm managers and real estate brokers in the United States. J. Sawyer is also one of the leading farm management and real brokerage firms in the midwest.

He has long had a liking for airplanes and frequently flies his company's Lear jet out of Madison Aviation Center, which he built in London, Ohio, on business trips.

His hobbies include hunting and fishing.

John is the son of the late Charles Sawyer, former Secretary of Commerce. He is a graduate of Princeton.

John and his wife, Ruth, have four daughters, Anne, Elizabeth, Catherine and Mary.

The Sawyers live in Indian Hill.



MIKE BROWN **Assistant General Manager** **Legal Counsel**

Mike Brown and his father, Paul, have combined to give Cincinnati one of the finest franchises in the National Football League.

A tireless worker, Mike is the Cincinnati Bengals' assistant general manager and legal counsel and also is an owner and a member of the team's board of directors.

He has guided the Bengals from an expansion franchise in 1968 to a Super Bowl contender. The 1981 team fulfilled most of his dreams by winning the American Football Conference championship and playing in Super Bowl XVI.

Following the fantastic 1981 Bengal season, Paul Brown was voted "NFL Executive of the Year" and Mike was the runnerup.

As assistant general manager and legal counsel, Mike handles player contract matters and the Bengals' contracts and negotiations with the City of Cincinnati. He also works closely with television and radio executives involved with the Bengals and handles all the club's legal matters.

The Brown family dedicated itself to bringing professional football to the Queen City in the mid-60's and was rewarded in 1967 when the city was awarded a franchise in the old American Football League which was due to merge with the National Football League in 1970.

Professional football in Cincinnati was visualized by Mike long before it became a reality. Several years before the Cincinnati franchise

materialized he conducted a detailed survey showing the potential of the area as a professional football market. His drive produced the franchise for Cincinnati.

Paul and Mike Brown represent the Bengals at all league meetings and they played a major role in bringing about the merger which brought the American Football League and the National Football League together.

Mike, who has been associated with football all of his life and has had the benefit of the best possible teacher, is a member of the NFL Management Council, a group which deals with labor-management decisions within the NFL.

Mike did his undergraduate work at Dartmouth where he played quarterback. He received his law degree from Harvard Law School. He was associated with a law firm in Cleveland for five years and then joined his father with the Cleveland Browns.

Mike and his wife, Nancy, have a daughter, Katie, 18, and a son, Paul, 14½.



PETE BROWN
Director of
Player Personnel

The all-important player personnel department of the Cincinnati Bengals is headed by Pete Brown.

The Cincinnati drafts are annually considered among the best in the National Football League and 1984 was no exception. The Bengals currently have 12 first round draft selections on their roster. Cincinnati also has made prudent selections in late round selections.

Pete, Paul Brown's youngest son, is highly-respected throughout the National Football League as an excellent judge of football talent.

Brown is in his 16th season as director of player personnel with the Bengals. He served as assistant director of player personnel for one year before being elevated to the top spot. He supervises a staff of scouts and personally scouts a heavy schedule of college games.

Pete also is an owner and a member of the board of directors of the Bengals.

He is involved in physical conditioning and played a major role in giving the successful Nautilus program an early introduction to the Bengals.

He is a graduate of Denison University.



SAM WYCHE

Head Coach

Youthful and innovative Sam Wyche is the head coach of the Cincinnati Bengals.

The 39-year-old Wyche became one of the youngest head coaches in National Football League history on December 28, 1983, when he replaced Forrest Gregg at the Bengals' helm.

"We have the man we wanted," said Paul E. Brown, Bengals' vice president and general manager, after naming Wyche to succeed Gregg. "We sought him, he didn't seek us.

"Sam Wyche is an innovative man who will install a wide-open offense that our fans will really enjoy," Brown said. "He's his own offensive coordinator.

"He has one of the finest quarterbacks in the game in Ken Anderson and an excellent backup in Turk Schonert, and he'll move his players around so we'll see wide receivers and tight ends lining up in the backfield quite often. It should be very exciting for all of us," emphasized Brown who coached Wyche in 1968-69-70.

Wyche was born in Atlanta, Ga., on January 5, 1945, and attended North Fulton High School there.

After graduating from North Fulton High School, Wyche (like witch with a long i) enrolled at Furman University in Greenville, S.C. He tried out for the football team as a "walk on" quarterback, made it and was awarded a scholarship.

He graduated from Furman University in 1966 with a B.A. degree in Business Administration.

Wyche signed with the Wheeling Ironmen of the Continental Football League in 1966 and played for one season before going to the University of South Carolina as a graduate assistant under head coach Paul Dietzel. He served as a graduate assistant for two seasons and in 1968 earned an M.B.A. degree in Business Administration Management.

In 1968, Wyche was given a try-out with Brown's Cincinnati Bengals, an American Football League expansion team in its initial season. He made the team and was the starting quarterback much of the time. He was a member of Cincinnati's first American Football Conference Central Division playoff team in 1970.

During his three seasons with the Bengals, Wyche completed 115 of 220 passes (52.3%) for 1743 yards and threw 12 touchdown passes.

In 1971, Wyche was traded to the Washington Redskins where he played for coaches George Allen and Ted Marchibroda. He played on three playoff teams including Super Bowl VII with the Redskins.

Wyche was traded to the Detroit Lions in 1974. His coach there was Rick Forzano. In 1976, Sam began the season with the St. Louis Cardinals where he participated in the first professional football game ever played in Tokyo, Japan. He concluded his playing career in 1976 with the Buffalo Bills.

After retiring from professional football, Wyche and a partner opened a sporting goods store (Sam Wyche Sports World) in Greenville, S.C., and that operation has now grown into an eleven-store chain.

In 1979 Wyche received a call from his former quarterback coach with the Bengals, Bill Walsh, who asked him to join the San Francisco 49er staff as quarterback and passing game coach.

He accepted and coached the passing game of the 49ers from 1979 through 1982 including Super Bowl XVI when San Francisco defeated the Bengals 26-21.

While with the 49ers for four years he was widely credited with developing quarterbacks Joe Montana, Steve DeBerg and Guy Benjamin and receivers Dwight Clark, Freddie Solomon and Renaldo Nehemiah.

"Sam Wyche is the finest mind and teacher of football in the game today," says Walsh, president, general manager and head coach of the 49ers.

Montana has this to say about Wyche:

"All of Sam's career had been spent with great teachers in the game of football, and Sam deserves to be in that category now. He has been very instrumental in my development as a quarterback and complete player. His knowledge of offensive philosophies is unsurpassed."

And this from All-Pro wide receiver Dwight Clark:

"Sam has a great ability for teaching receivers. He has a special knack for spotting talent in a player and helping him reach his potential — potential the player sometimes doesn't know he has. Sam's knowledge of the passing game is unequalled. He is one of the main reasons that this 10th round draft choice is All-Pro today."

Wyche became head coach of Indiana University in 1983 and compiled a 3-8 record in a rebuilding season.

Wyche has been taught by some of the finest teachers in the game. Among them are Brown, Walsh, Allen, Marchibroda, Forzano, Mike McCormack, Jack Pardee, Don Coryell, Jim Hanifan, Bill Johnson, Jim Ringo, Raymond Berry and Joe Gibbs.

"I don't think you are around anyone who doesn't rub off on you," said Wyche who describes himself as a coach this way:

"I have the perspective of the player. I've sat in the locker room. I've complained about the coach's long practice, stupid sprints and all those things. So I'll know what the scuttlebutt will be among the team.


"Discipline is important, and without it, you collapse. At some point you find a way to beat yourself without discipline. Discipline, though, is something that can't be dished out all the time. It's regurgitated by the team. So you create an atmosphere where the players don't want to disappoint you, as opposed to an atmosphere where they don't want to do things wrong so you won't criticize them.

"I hope that I will be respected by the team. I hope they will think of me as a knowledgeable and fair coach."

Wyche is a much sought-after public speaker and is a member of the prestigious President's Council on Physical Fitness.

Among his hobbies are magic, guitar, tennis, golf and home computers.

Sam and his wife, Jane, are the parents of two children, son Zak, 13, and daughter, Kerry, 11.



SAM WYCHE LEADS THE BENGALS



SAM WYCHE GIVES INSTRUCTIONS

HEAD COACH SAM WYCHE LOOKS AT 1984

"We are not looking at the 1984 season as a rebuilding year, nor are we looking at 1984 as a transitional year," says Cincinnati head coach Sam Wyche.

"Rather, this is one of those unusual circumstances where a good football team has a change in coaching.

"The Bengals are strong at every position," Wyche added. "The loss of some starters, either to the USFL or retirement, should not affect the overall success formula for the 1984 version of the Cincinnati Bengals.

"The new coaching staff is a comfortable blend of young teachers, primarily out of the college ranks (Trent Walters from the University of Washington, Jim Anderson from Stanford University and Bill Urbanik from Wake Forest) and a group of experienced veteran coaches (Dick Selcer from the Houston Oilers, Joe Faragalli from the Canadian Football League and Dick LeBeau, Bruce Coslet and Jim McNally who have been with the Bengals for several years).

"We are lucky to have Kenny Anderson coming back and with a great attitude toward the possibilities of the 1984 season," said the new head coach of the Bengals.

"Defensively, the return of Glenn Cameron, as well as the other members of the No. 1 ranked Bengals defense, give a lot of confidence to the playoff prospects.

"It has been my contention since arriving in Cincinnati that this year, unlike almost any other year, the teams that play well together and have good feelings about themselves as a 'team' will have the best chance to make the playoffs.

"This is the kind of year that will be filled with distractions and the team that can focus in on the goal of being a champion and play together in that way will have the smoothest road to travel.

"Our off-season this year has been spent in creating an environment where this ball club feels like a close-knit family, not only among the players, but among the coaches and their families as well.

"I have nothing but high expectations for each player individually, as well as this team as a group," Wyche concluded.

BENGALS POSITION COACHES



JIM ANDERSON **Running Backs**

Jim Anderson is the coach of the Cincinnati Bengals running backs.

Anderson joined head coach Sam Wyche's staff in January after serving three years as coach of the running backs at Stanford University (1981-83).

The 36-year old Anderson has also coached at Southern Methodist (1976-80), Nevada-Las Vegas (1974-75); Scottsdale Community College (1973), San Diego Morse High School (1972), and Cal-Western (now U.S. International) (1970-71).

A native of Harrisburg, Pa., Anderson was voted team co-captain and NAIA All-District as a linebacker-defensive end for Cal-Western in San Diego in 1970.

Anderson was running back coach at Nevada-Las Vegas in 1974 when the Runnin' Rebels posted a 12-1 season and advanced to the Grantland Rice Bowl (the NCAA Division II semi-finals). During the season he coached Mike Thomas who was NFL Rookie of the year with the Washington Redskins in 1975.

Anderson was born March 27, 1948. He and his wife Marcia have a son, Derek, 9.



BRUCE COSLET **Wide Receivers**

Former Bengal tight end Bruce Coslet is in charge of the Cincinnati wide receivers.

He joined the Bengals in 1981 after leaving the San Francisco 49ers where he was special teams and tight ends coach. He coached the

Bengals' tight ends and special teams in 1981-82-83.

Coslet was a teammate of new head coach Sam Wyche for two years with the Bengals and coached with him at San Francisco.

Coslet played for the Bengals for eight seasons as a tight end and also was an outstanding special teams player. He was with the Bengals from 1969 until he retired following the 1976 season. He was special teams captain for several seasons and was the first former Bengal to return to the team as a coach.

A graduate of the University of the Pacific, Coslet caught 64 passes for 877 yards and nine touchdowns during his National Football League career.

Bruce and his wife, Kathy, have two children, J.J., 9, and Amy, 7. He was born August 5, 1946.



JOE FARAGALLI **Quarterbacks-Tight Ends**

Joe Faragalli, a veteran of 29 years of coaching, was named coach of the Cincinnati Bengals' quarterbacks and tight ends January 11, 1984.

Faragalli was head coach of the Saskatchewan Roughriders in the Canadian Football League from 1981 until mid-season in 1983. He was Canadian League Coach of the Year in 1981 when he led the Roughriders to a 9-7 season following a 2-14 season in 1980 under his predecessor.

Faragalli, a native of Philadelphia, attended Villanova, and after serving two years in the Army and coaching in high school, returned to his alma mater as an assistant coach from 1962-65.

He then joined the Winnipeg Blue Bombers as an assistant in 1967. In 1970, he left Winnipeg to become offensive coordinator at Brown

University. He then moved to Marshall in the same capacity in 1973.

Faragalli returned to Winnipeg as offensive coordinator in 1974 and joined the Edmonton Eskimos' staff in 1977. His years with the Eskimos were highlighted by four trips to the Grey Cup and three championships (1978-79-80).

Following the 1980 season he was named to the head coaching position at Saskatchewan where he compiled a 16-21-2 record in 2½ seasons.

Joe's wife's name is Lore.



DICK LEBEAU **Defensive Coordinator**

Dick LeBeau, architect of the American Football Conference's finest pass defense, was promoted to defensive coordinator on December 30, 1983.

LeBeau's well-coached defenders also finished an enviable third in the entire NFL. The Bengals' defense against the pass and rush was first in the league.

The improvement in Cincinnati's once weak secondary came soon after LeBeau's appointment as defensive backfield coach December 31, 1979. The Bengals limited their opponents to an average of only 176.8 yards per game in 1983.

Former All-Pro LeBeau, who played 14 seasons with the Detroit Lions, came to Cincinnati from the Green Bay Packers where his secondary group was called the SWAT unit because of the ability of its members to deliver hard tackles.

LeBeau, highly-regarded in NFL coaching circles, joined the Packers in 1976 after serving as special teams coach of the Philadelphia Eagles following retirement as a player in 1972.

The 46-year-old LeBeau was a fifth round draft choice of the Cleveland Browns in 1959 after an outstanding career at Ohio State where he was an offensive and defensive back. He was released by Cleveland and signed by Detroit as a rookie.

He set an alltime durability record for cornerbacks by playing 171 consecutive games during his career with the Lions. His 62 pass interceptions rank him fifth on professional football's alltime list. Ken Riley, one of LeBeau's Bengal players, went around him last season to claim fourth with 65 interceptions.

LeBeau starred for Ohio State for three seasons and was a stand-out performer on the national championship team in 1957.

While with Detroit, he was selected to play in three Pro Bowl games and enjoyed his best statistical season in 1970 when he intercepted nine passes and compiled 96 yards in returns.

Born Charles Richard LeBeau on September 9, 1937, in London, Ohio, he was an All-Ohio High School selection before going to Ohio State.

Dick and his wife, Nancy, have a son, Brandon Grant, 5.



JIM McNALLY **Offensive Line Coach**

Jim McNally is in his fifth season as offensive line coach of the Cincinnati Bengals.

The hard-working McNally has put together a huge, cohesive unit that is considered one of the best offensive lines in the NFL.

When McNally arrived in Cincinnati in 1980 one of the tasks he faced was to increase the pass protection and trim the number of quarterback sacks.

He has responded to the challenge. In 1979, the year before he came on the scene, Bengal quarterbacks were sacked 63 times, highest in the NFL. McNally cut the number to 36 in 1980, 35 in 1981, 27 in 1982 and 41 in 1983.

McNally had a wealth of college coaching experience before tak-

ing his first pro job with the Bengals.

He was offensive line coach at Wake Forest in 1979; at Boston College from 1976 to 1978; at Marshall from 1973 to 1975, and at the University of Buffalo from 1966 to 1969.

He played guard for three seasons at the University of Buffalo where he was All-East and was inducted into the school's Hall of Fame in 1983.

Born December 13, 1943 in Buffalo, Jim and his wife, Carolyn, have three children, Jenny, 13; Betsey, 10; and Jon, 9.



DICK SELCER

Linebackers

Dick Selcer, former Houston Oilers assistant, was named linebacker coach of the Cincinnati Bengals on January 6, 1984.

Selcer, a Cincinnati, coached the Houston linebackers for three seasons (1981-82-83) before joining the Bengals.

Selcer coached in the collegiate ranks for 19 years before joining the Oilers. He was an assistant at Xavier University (1962-64), defensive coordinator at the University of Cincinnati (1965-66) and Brown University (1967-69).

He was head coach at Xavier in 1970-71 before moving to the University of Wisconsin where he was an assistant from 1972-74. He served as defensive coordinator at Kansas State University and later held the same position at Southwestern Louisiana University.

Selcer, who was born August 22, 1937, is a former Notre Dame quarterback and running back and earned letters in football and baseball. He played high school football at Cincinnati Elder where he was All-Ohio. He also captained the Elder football, basketball and baseball teams in his senior year.

He and his wife, Meryl, have five children, Michael, 24; Stephen, 23; Patrick, 21; Connie, 18; and Kevin, 13.



BILL URBANIK

Defensive Line

Bill Urbanik was named defensive line coach of the Cincinnati Bengals on January 16, 1984.

He had been defensive line coach at Wake Forest University for six seasons.

A 1970 graduate of Ohio State, Urbanik was a three-year letterman under Woody Hayes and was twice named honorable mention at defensive tackle on the All-Big Ten team. He was a member of the Buckeye's national championship team in 1968.

Urbanik's coaching career began as a student assistant at Ohio State in 1970. He was head football and wrestling coach at Columbus Watterson High School from 1970-71. After leaving Watterson, Urbanik went to Marshall where he earned his masters degree and coached the offensive linemen from 1971-73.

In 1973 he returned to the high school ranks as head coach at George Rogers Clark High School in Winchester, Ky., before returning to Marshall for a one-year stint as defensive line coach. For the next three years he served as defensive line, defensive end and linebacker coach at Northern Illinois. He joined Wake Forest in 1978.

He and his wife, Martha, have a son, Urson, 3.



TRENT WALTERS

Defensive Backfield

Trent Walters, who has been in the coaching profession 15 years, is the Cincinnati Bengals' defensive backfield coach.

He joined head coach Sam Wyche's staff on January 19, 1984.

Walters had been defensive backfield coach at the University of Washington for three seasons and also worked with the punt and kickoff return teams.

Before joining Washington in 1981, he was defensive backfield coach at Indiana (1973-80), and Louisville (1972), freshman coach at Indiana (1970-71) and assistant freshman coach at Indiana (1968-69).

The 40-year-old Walters played at Indiana in 1963-64-65 and led the Hoosiers in punt and kickoff returns as a senior. He played two seasons with Edmonton and led the Canadian Football League in punt and kickoff returns in 1966 and 1967.

Walters holds a bachelor of science degree in physical education and a masters' degree in physical education administration from Indiana.

He and his wife, Gail, have three children, Trent, 9, Vanessa, 8, and Troy, 6.



KIM WOOD

Strength Coach

Kim Wood is beginning his 10th season as strength coach of the Cincinnati Bengals.

Wood has made the Bengals one of the best conditioned teams in the NFL and has instilled dedication and pride in physical fitness among the players.

The 38-year-old Wood became the Bengals' first fulltime strength coach in 1975. He is credited with many training innovations being used today throughout football.

Wood has been one of the leaders in the Nautilus training program since its inception. He is a dedicated and tireless worker and has set up programs for a number of NFL and college teams.

He was an outstanding running back at the University of Wisconsin. Kim and his wife, Connie, have a son, John, 5, twin daughters Becky and Alyssa, 3, and another daughter, Jacqueline, 1.



TOM GRAY
Equipment Manager



AL DAVIS
Equipment Manager



MARVIN POLLINS
Trainer

ADMINISTRATIVE STAFF



BILL CONNELLY
Business Manager



ALLAN HEIM
Public Relations Manager



PAUL KELLY
Ticket Manager



JAY REIS
Accountant



JOHN MURDOUGH
Consultant



SHIRLEY BIRD
Entertainment Director

BENGAL PERSONNEL SCOUTS



EARL BIEDERMAN



FRANK SMOUSE

Assistant Director
Player Personnel



FRANK UIBLE



MILT VON MANN



BENZOO

"Benzoo" has been the Cincinnati Bengals official mascot since the franchise began playing in the American Football League in 1968.

The name "Benzoo" was selected from names submitted by fans to the Cincinnati Bengals and the Cincinnati Zoo.

"Benzoo" resides at the Cincinnati Zoo and can be seen there daily, except on Sundays during the football season when the Bengals are playing at Riverfront Stadium.


PAUL BROWN'S COACHING RECORD

Head Coach, Severn Prep, 1930 and 1931 (Won 16, lost 1, tied 1).
 Head coach, Massillon (O.) High School, 1932 through 1940
 (Won 80, lost 8, tied 2).
 Head coach, Cleveland Browns, 1946 through 1962
 (Won 165, lost 68, tied 9).
 Head coach, Cincinnati Bengals, 1968 through 1975
 (Won 55, lost 56, tied 1).

YEAR	TEAM	W	L	T
1941	Ohio State	6	1	1
1942	Ohio State	9	1	0
1943	Ohio State	3	6	0
1944	Great Lakes	9	2	1
1945	Great Lakes	6	3	1
1946	Cleveland AAFC +	12	2	0
1947	Cleveland AAFC +	12	1	1
1948	Cleveland AAFC +	14	0	0
1949	Cleveland AAFC +	9	1	2
(Won first round playoff from Buffalo, 31-21)				
1950	Cleveland NFL +	10	2	0
(Won conference playoff from N.Y. Giants, 8-3.)				
1951	Cleveland NFL	11	1	0
1952	Cleveland NFL	8	4	0
1953	Cleveland NFL	11	1	0
1954	Cleveland NFL +	9	3	0
1955	Cleveland NFL +	9	2	1
1956	Cleveland NFL	5	7	0
1957	Cleveland NFL	9	2	1
(Lost conference playoff to New York, 10-0.)				
1959	Cleveland NFL	7	5	0
1960	Cleveland NFL	8	3	1
(Lost Playoff Bowl to Detroit, 17-16.)				
1961	Cleveland NFL	8	5	1
1962	Cleveland NFL	7	6	1
1968	Cincinnati AFL	3	11	0
1969	Cincinnati AFL	4	9	1
1970	Cincinnati NFL	8	6	0
(Lost conference playoff game to Baltimore, 17-0.)				
1971	Cincinnati NFL	4	10	0
1972	Cincinnati NFL	8	6	0
1973	Cincinnati NFL	10	4	0
(Lost conference playoff to Miami, 34-16.)				
1974	Cincinnati NFL	7	7	0
1975	Cincinnati NFL	11	3	0
(Lost conference playoff game to Oakland, 31-28.)				
AAFC Totals — 4 Years		47	4	3
AFL Totals — 2 Years		7	20	1
NFL Totals — 19 Years		159	80	5
Pro Totals — 25 Years		213	104	9
+ AAFC-NFL Championship teams				

CHAMPIONSHIP GAME COACHING RECORD

1946 — AAFC — Cleveland defeated New York, 14-9.
 1947 — AAFC — Cleveland defeated New York, 14-3.
 1948 — AAFC — Cleveland defeated Buffalo, 49-7.
 1949 — AAFC — Cleveland defeated San Francisco, 21-7.
 1950 — NFL — Cleveland defeated Los Angeles, 30-28.
 1951 — NFL — Cleveland lost to Los Angeles, 24-17.
 1952 — NFL — Cleveland lost to Detroit, 17-7.
 1953 — NFL — Cleveland lost to Detroit, 17-16.
 1954 — NFL — Cleveland defeated Detroit, 56-10.
 1955 — NFL — Cleveland defeated Los Angeles, 38-14.
 1957 — NFL — Cleveland lost to Detroit, 59-14.



CINCINNATI ALL-PRO OFFENSIVE TACKLE ANTHONY MUNOZ.




HARD-HITTING BENGALS SAFETY BOBBY KEMP.


CINCINNATI BENGALS 1984 VETERAN ROSTER

GAMES NO.	NAME	POS.	HT.	WT.	AGE	YRS. PRO.	HOMETOWN	COLLEGE	GAMES IN '83
40	Alexander, Charles	RB	6-1	226	27	6	Galveston, Texas	LSU	14
14	Anderson, Ken	QB	6-3	212	35	14	Batavia, Ill.	Augustana, Ill.	13
61	Boyersky, Jerry	NT	6-3	290	25	4	Scranton, Pa.	Pittsburgh	15
10	Breech, Jim	K	5-6	161	28	6	Sacramento, Calif.	California	16
34	Breeden, Louis	CB	5-11	185	30	7	Hamlet, N.C.	N.C. Central	14
21	Brooks, James	RB	5-10	182	26	4	Warner Robins, GA.	Auburn	0
79	Browner, Ross	DE	6-3	261	30	7	Warren, Ohio	Notre Dame	12
67	Burley, Gary	DE	6-3	282	31	9	Urbancrest, Ohio	Pittsburgh	14
50	Cameron, Glenn	LB	6-2	228	31	10	Coral Gables, Fla.	Florida	16
11	Christensen, Jeff	QB	6-3	212	24	2	Gibson City, Ill.	Eastern Illinois	1
76	Collins, Glen	DE	6-6	265	25	3	Jackson, Miss.	Mississippi State	16
80	Collinsworth, Cris	WR	6-5	192	25	3	Titusville, Fla.	Florida	14
85	Curtis, Isaac	WR	6-1	192	33	12	Santa Ana, Calif.	San Diego State	16
73	Edwards, Eddie	DE	6-5	256	30	8	Sumter, S.C.	Miami, Fla.	16
49	Frazier, Guy	LB	6-2	221	25	4	Detroit, Mich.	Wyoming	10
48	Gibler, Andy	TE	6-4	234	23	2	Independence, Mo.	Missouri	2
22	Griffin, James	S	6-2	197	22	2	Camilla, Ga.	Middle Tennessee	16
44	Griffin, Ray	CB	5-10	186	28	7	Columbus, Ohio	Ohio State	16
66	Hannula, Jim	T	6-6	264	25	2	Elgin, Ill.	Northern Illinois	15
83	Harris, M.L.	TE	6-5	238	30	5	Columbus, Ohio	Kansas State	12
27	Hicks, Bryan	S	6-0	192	27	4	Lake Charles, La.	McNeese	0
82	Holman, Rodney	TE	6-3	232	24	3	Ypsilanti, Mich.	Tulane	16
20	Horton, Ray	CB	5-11	190	24	2	Tacoma, Wash.	Washington	16
37	Jackson, Robert	S	5-10	186	25	4	Grand Rapids, Mich.	Central Michigan	16

26	Kemp, Bobby	S	6-0	191	25	4	Oakland, Calif.	Cal-Fullerton	16
28	Kinnebrew, Larry	RB	6-1	252	25	2	Rome, Ga.	Tennessee State	16
86	Kreider, Steve	WR	6-3	192	26	6	Reading, Pa.	Lehigh	16
69	Krumrie, Tim	NT	6-2	262	24	2	Eau Claire, Wisc.	Wisconsin-Madison	16
47	Maidlow, Steve	LB	6-2	234	24	2	Lansing, Mich.	Michigan State	16
88	Martin, Mike	WR-KR	5-10	186	23	2	Washington, D.C.	Illinois	10
87	McInally, Pat	P	6-6	212	31	9	Villa Park, Calif.	Harvard	16
65	Montoya, Max	G	6-5	275	28	6	Alexander, Ala.	UCLA	16
60	Moore, Blake	C	6-5	267	26	5	Durham, N.C.	Wooster	16
78	Munoz, Anthony	T	6-6	278	26	5	Ontario, Calif.	USC	16
68	Obrovac, Mike	G	6-6	275	28	4	Canton, Ohio	Bowling Green	10
51	Razzano, Rick	LB	5-11	227	28	5	New Castle, Pa.	Virginia Tech	16
64	Rimington, Dave	C	6-3	288	21	2	Omaha, Nebr.	Nebraska	12
15	Schonert, Turk	QB	6-1	190	27	5	Placentia, Calif.	Stanford	9
59	Schuh, Jeff	LB	6-2	228	26	4	Crystal, Minn.	Minnesota	16
25	Simmons, John	CB-KR	5-11	192	25	4	Little Rock, Ark.	SMU	16
56	Simpkins, Ron	LB	6-1	235	26	4	Detroit, Mich.	Michigan	15
23	Tate, Rodney	RB-KR	5-11	190	25	3	Okanulgee, Okla.	Texas	12
35	Turner, Jimmy	CB	6-0	187	25	2	Sherman, Texas	UCLA	16
81	Verser, David	WR-KR	6-1	202	26	4	Kansas City, Kansas	Kansas	13
70	Weaver, Emanuel	NT	6-4	260	24	2	New Orleans, La.	South Carolina	0
84	Williams, Gary	WR	6-2	215	24	1	Wilmington, Ohio	Ohio State	0
57	Williams, Reggie	LB	6-0	228	29	9	Flint, Mich.	Dartmouth	16
77	Wilson, Mike	T	6-5	271	29	7	Norfolk, Va.	Georgia	16
32	Wilson, Stanley	RB	5-10	210	22	2	Los Angeles, Calif.	Oklahoma	10



REGGIE WILLIAMS BENGALS MAN OF THE YEAR
 Veteran linebacker has won Miller-NFL
 Citizen Athlete Award in 1982 and 1983.



GLENN CAMERON
 led Bengals in tackles in 1983.

1984 BENGALS

40

CHARLES ALEXANDER

RB 27 6-1 221

LSU 6



Hard-running, consistent back who can play running back or full-back . . . A top-flight blocker from both positions . . . Opened 1983 season at full back and played there for five games . . . Has rushed for 2000 yards in his five seasons with Cincinnati and has averaged 3.5 yards a carry . . . He has been a starter since his rookie season in 1979 after being drafted by the Bengals in the first round after being an All-American at LSU . . . He is the only LSU player to ever account for 4000 or more yards in a career . . . Has rushed for 2000 yards on 572 attempts for a 3.5 average during his six seasons with the Bengals . . . Has scored nine touchdowns rushing and three on pass receptions . . . Good pass receiver, has 120 career receptions for 710 yards . . . Solid back; runner, blocker, pass receiver . . . Works in Alexander Sporting Goods during the off-season . . . Charles' hobbies include racquetball, golf and fishing . . . Charles and his wife, Yvette, have a daughter, Nicole, 3 . . . Born July 28, 1957 . . . Hometown is Galveston, Texas.

ALEXANDER'S STATISTICS

		RUSHING				
YEAR	TEAM	NO.	YDS.	AVG.	LG	TD
1979	Cincinnati	88	286	3.3	20	1
1980	Cincinnati	169	702	4.2	37	2
1981	Cincinnati	98	292	3.0	25	2
1982	Cincinnati	64	207	3.2	12	1
1983	Cincinnati	153	513	3.4	12	3
	TOTALS	572	2000	3.5	37	9

PASS RECEIVING						
YEAR	TEAM	ATT.	YDS.	AVG.	LG	TD
1979	Cincinnati	11	91	8.3	13	0
1980	Cincinnati	36	192	5.3	23	2
1981	Cincinnati	28	262	9.3	65	0
1982	Cincinnati	13	85	6.1	19	1
1983	Cincinnati	32	187	5.8	14	0
	TOTALS	120	817	6.7	65	3

YEAR	TEAM	SCORING				PTS.
		TDs	TD-R	TD-P	O	
1979	Cincinnati	1	1	0	0	6
1980	Cincinnati	4	2	2	0	24
1981	Cincinnati	2	2	0	0	12
1982	Cincinnati	2	1	1	0	12
1983	Cincinnati	3	3	0	0	18
	TOTALS	12	9	3	0	72

14

KEN ANDERSON

QB 35 6-3 212
Augustana, Ill. 14



Ken Anderson has been one of the finest quarterbacks in the NFL for many years . . . The 14-year veteran holds many NFL and all Cincinnati passing records . . . Was headed for a typical Anderson all-pro season in 1983 until being sidelined for four games with a neck injury in the sixth game . . . Still ranked high among NFL quarterbacks with 198 completions of 297 attempts for 2329 yards for 12 touchdowns and 13 interceptions . . . His 1983 completion average was 66.7 and his rating was 85.4 . . . He also rushed for 147 yards on 22 attempts for a 6.7 average and one TD . . . He and David Verser had the longest runs from scrimmage which were 29 yards . . . In 1982, Anderson set the alltime pass completion percentage with a torrid 70.6, eclipsing the old mark of 70.3 which had been held by Sammy Baugh since 1937 . . . Anderson reached another NFL milestone when he completed 20 consecutive passes in a 35-27 victory over Houston in the Astrodome in the season finale in 1982 . . . He led all NFL passers in 1982 (95.5), 1981 (98.5), 1975 (94.1) and 1974 (95.9) . . . Anderson has been in the Pro Bowl five times . . . In 1981, he won many, many honors for his performance in leading the Bengals to the American Football Conference title and to a berth in Super Bowl XVI . . . Pin-point passer with extreme accuracy and has the lowest pass interception percentage in NFL history . . . He has thrown only 146 interceptions in his 13 years in the NFL and has thrown 184 touchdown passes thus far in his career . . . In addition to being a great passer he is a strong, better-than-average runner . . . He has rushed for 2133 career yards for a 5.3 average and 20 touchdowns . . . Anderson is seventh with 82.7 on NFL alltime rating list . . . Third-round draft choice from Augustana College in Rock Island, Ill. . . Took over starting job early in 1972 and has been the Bengals' quarterback ever since . . . Named to AFC Pro Bowl team in 1974, 1976, 1977, 1981 and 1982 . . . His 90.91 completion percentage on 20 of 22 against Pittsburgh in 1974 ranks as an alltime professional football mark of excellence for a single game . . . Career statistics are: 4145 attempts, 2452 completions for a 59.2 percentage, 30,390 yards, 184 touchdowns and 146 completions . . . Graduate of Augustana College and Chase College of Law at Northern Kentucky University . . . Very active in Greater Cincinnati charitable and civic activities . . . Chairman of the Easter Seal Campaign and telethon for the nine years . . . Among the many groups he helps are Children's Hospital and Marydale . . . Owns a beverage distributorship in Northern Kentucky and Dayton, Ohio . . . Ken and his wife, Bonnie, have a son, Matt, 9, and two daughters, Megan Elizabeth, 5, and Molly, 1½. Lives in Ft. Mitchell, Ky. Hometown is Batavia, Ill. . . Born February 15, 1949.

ANDERSON'S STATISTICS

YEAR	TEAM	PASSING						
		ATT.	COMP.	PCT.	YDS.	TD	LG	INT.
1971	Cincinnati	131	72	.550	777	5	44	4
1972	Cincinnati	301	171	.568	1918	18	78	12
1973	Cincinnati	329	179	.544	2428	18	78	12
1974	Cincinnati	328	213	.649	2667	18	77	10
1975	Cincinnati	377	228	.605	3169	21	55	11
1976	Cincinnati	338	179	.530	2367	19	85	14
1977	Cincinnati	323	166	.514	2145	11	94	11
1978	Cincinnati	319	173	.542	2219	10	57	22
1979	Cincinnati	339	189	.557	2340	16	73	10
1980	Cincinnati	275	166	.604	1778	6	67	13
1981	Cincinnati	479	300	.626	3754	29	94	10
1982	Cincinnati	309	218	.706	2495	12	56	9
1983	Cincinnati	297	198	.667	2333	12	80	12
	TOTALS	4145	2452	.592	30,390	184	94	146

RUSHING

YEAR	TEAM	NO.	YDS.	AVG.	LG	TD
1971	Cincinnati	22	125	5.2	16	1
1972	Cincinnati	22	94	4.3	18	3
1973	Cincinnati	26	97	3.7	17	0
1974	Cincinnati	43	314	77.3	20	2
1975	Cincinnati	49	188	3.8	29	2
1976	Cincinnati	31	134	4.3	16	1
1977	Cincinnati	25	127	5.1	13	2
1978	Cincinnati	29	167	5.8	16	1
1979	Cincinnati	28	235	8.4	20	2
1980	Cincinnati	16	120	7.5	20	9
1981	Cincinnati	46	300	6.5	29	1
1982	Cincinnati	25	85	3.4	12	4
1983	Cincinnati	22	147	6.7	29	1
	TOTAL	384	2133	5.3	29	20

SCORING

YEAR	TEAM	TDs	TD-R	TD-P	O	PTS.
1971	Cincinnati	1	1	0	0	6
1972	Cincinnati	3	3	0	0	18
1973	Cincinnati	0	0	0	0	0
1974	Cincinnati	2	2	0	0	12
1976	Cincinnati	1	1	0	0	6
1977	Cincinnati	2	2	0	0	12
1978	Cincinnati	1	1	0	0	6
1979	Cincinnati	1	1	0	0	12
1980	Cincinnati	1	1	0	0	6
1981	Cincinnati	1	1	0	0	6
1982	Cincinnati	4	4	0	0	24
1983	Cincinnati	1	1	0	0	6
	TOTALS	20	20	0	0	120

(Anderson Airlines on page 112)

61

JERRY BOYARSKY

NT 25 6-3 290
Pitt 4



Turned in a superb performance at nose tackle in 1983 . . . Accounted for 19 unassisted tackles and 13 assists . . . Strong, hard tackler . . . Combined with Tim Krumrie to give Bengals' excellent play at nose tackle position . . . Came to the Bengals as a free agent late in 1982 and played well during the final weeks of the season . . . Fifth round draft choice on the New Orleans Saints in 1981 and started eight games in his rookie year . . . Nose tackle in the fabulous Pitt defensive line of 1980 . . . All five are in the NFL — ends Hugh Green (Tampa) and Rickey Jackson (New Orleans) and tackles Bill Neil (New York Giants) and Greg Meisner (Rams) . . . Jerry and his wife, Erin, have a son, Jerry Jr., 2 . . . Works in his family's farm business with beef cattle in the off-season . . . Involved in Special Olympics for the last seven years . . . Hobbies include hunting and fishing . . . Born May 15, 1959 in Scranton, Pa . . . Hometown is Scott, Pa.

10

JIM BREECH

K 28 5-6 161
California 6



Starting his fifth season with the Bengals and sixth in the NFL . . . Pressure-proof placekicker who has paid big dividends for the Ben-

gals . . . Led Bengals in scoring in 1983 with 87 points . . . Made 16 of 23 field goal attempts and 39 of 41 extra point tries . . . One of the biggest kicks of his career came when he booted a 28-yard field goal to beat Buffalo 27-24 and launched the Bengals on their way to Super Bowl XVI . . . His kicks have won several last second verdicts . . . He joined the Bengals as a free agent at midseason in 1980 . . . Holds Cincinnati scoring mark for one season with 115 points in 1981 . . . Has accounted for 387 points during his career and has made 74 of 107 field goal attempts . . . Kicked for the Oakland Raiders in 1979 and in the preseason of 1980 before becoming a Bengal . . . Eighth round draft choice of the Detroit Lions in 1978 . . . Holds all place-kicking records at the University of California including making four field goals in one game . . . Made 50 of 81 FG attempts during four years at California . . . For each field goal he kicks in 1984, Breech will donate \$50 to Teen Challenge, a group fighting drug addiction . . . Coaches a knot-hole baseball team and enjoys speaking to church and social groups . . . Excellent golfer . . . Jim and his wife, Polly, have five children, Jimmy, 9; Rebekah, 6; Ruthie, 3; John, 2 and Daniel, six months . . . Lives in Cincinnati . . . Hometown is Sacramento, Calif.

BREECH'S STATISTICS

SCORING

YEAR	TEAM	XP	XPM	FG	FGA	PTS.
1979	Oakland	41	4	18	27	95
1980	Cincinnati	11	0	4	7	23
1981	Cincinnati	49	2	22	32	115
1982	Cincinnati	25	1	14	18	67
1983	Cincinnati	39	2	16	23	87
	TOTALS	165	9	74	107	387

34

LOUIS BREEDEN

CB 30 5-11 185
North Carolina Central 7



Leader in seniority in the defensive secondary since the retirement of Ken Riley . . . An exceptional athlete, Breedon is beginning his seventh season with the Bengals . . . One of the top cornerbacks in the NFL . . . Named to several All-Pro teams in 1983 . . . Tied NFL record with a 102-yard pass return for a touchdown against the Chargers at San Diego in 1981 . . . Has 19 career pass interceptions, including two in 1983 . . . Career return yardage is a healthy 317 for an average of 16.7 per interception . . . Had a 102-yard pass interception return against San Diego in 1981 which tied an NFL record . . . Returned pass interception 39 yards against the Los Angeles Raiders in 1983 . . . Big play performer . . . Made a game-saving pass theft and last minute interception against Chicago and Pittsburgh respectively to preserve victories in 1980 . . . Fast, very competitive and provides excellent coverage week-in-and-week-out on top receivers in the NFL . . . Came to the Bengals in the seventh round of the 1977 draft out of North Carolina Central . . . Spent his first season with Cincinnati on injured reserve . . . Led Bengals in interceptions in 1980 with seven . . . Louis and his wife, Denise, have a daughter, Jamila, 7, and a son, Louis II, 5 . . . Lives in Cincinnati . . . Works as a sales representative for Quality Inn, Inc., during the off-season . . . Born October 26, 1953 . . . Hometown is Hamlet, S.C.

BREEDON'S STATISTICS

PASS INTERCEPTIONS

YEAR	TEAM	NO.	YDS.	AVG.	LG	TD
1978	Cincinnati	3	25	8.3	18	0
1980	Cincinnati	7	91	13.0	29	0
1981	Cincinnati	4	145	36.3	102	1
1982	Cincinnati	3	9	3.0	9	1
1983	Cincinnati	2	47	23.5	39	0
	TOTALS	19	317	16.7	102	2

PUNT RETURNS

YEAR	TEAM	NO.	YDS.	AVG.	LG	TD
1978	Cincinnati	6	-12	-2.0	1	0

SCORING

YEAR	TEAM	TDs	TD-R	TD-P	O	TD
1981	Cincinnati	1	0	0	1	1
1982	Cincinnati	1	0	0	1	1
	TOTALS	2	0	0	2	2

21**JAMES BROOKS**

RB-KR 25 5-10 185
Auburn 4



Fast, all-purpose back obtained from the San Diego Chargers in a trade for Pete Johnson on May 29, 1984 . . . Led the National Football League in total yards — rushing, receiving and punt and kickoff returns — in 1981 and 1982 . . . Totalled 1383 total yards in strike-shortened 1982 season and 2093 in 1981 . . . His 1981 total of 2093 all-purpose yards, is the third highest for a first year player in the NFL . . . In 1983, he rushed for 516 yards on 127 attempts for a 4.1 average and scored three touchdowns . . . Also caught 25 passes for 215 yards, returned 32 kickoffs for 607 yards and 18 punts for 137 yards . . . Career average is 4.5 per carry . . . 84 career pass receptions . . . "He's an explosive runner and an excellent pass receiver who fits in perfectly with what we'll be trying to do," said Bengals' head coach Sam Wyche . . . Quick, shifty runner . . . All-America at Auburn where he played four seasons and averaged 5.7 yards per carry . . . Played in same backfield with Joe Cribbs . . . First round draft choice of the Chargers in 1981 . . . High School All-America on national champion Warner-Robins, Ga., team . . . He and his wife, Donna, have a five-year-old son, James Darnell . . . Born December 28, 1958 . . . Hometown is Warner-Robins, GA.

BROOKS' STATISTICS**RUSHING**

YEAR	TEAM	NO.	YDS.	AVG.	LG	TD
1981	San Diego	109	525	4.8	28	3
1982	San Diego	87	430	4.9	48	6
1983	San Diego	127	516	4.1	61	3
	TOTALS	323	1417	4.5	61	12

RECEIVING

YEAR	TEAM	NO.	YDS.	AVG.	LG	TD
1981	San Diego	46	329	7.2	29	3
1982	San Diego	13	66	5.1	12	0
1983	San Diego	25	215	8.6	36	0
	TOTALS	84	610	7.3	36	3

PUNT RETURNS

YEAR	TEAM	NO.	YDS.	AVG.	LG	TD
1981	San Diego	22	290	13.2	42	0
1982	San Diego	12	138	11.5	29	0
1983	San Diego	4	137	7.6	30	0
	TOTALS	38	565	13.8	42	0

KICKOFF RETURNS

YEAR	TEAM	NO.	YDS.	AVG.	LG	TD
1981	San Diego	40	949	23.7	47	0
1982	San Diego	33	749	22.7	47	0
1983	San Diego	32	2305	21.9	47	0
	TOTALS	105	2305	21.9	47	0

SCORING

YEAR	TEAM	TDs	TD-R	TD-P	O	PTS.
1981	San Diego	6	3	3	0	36
1982	San Diego	6	6	0	0	36
1983	San Diego	3	3	0	0	18
	TOTALS	15	12	3	0	90

79

ROSS BROWNER

DE 30 6-3 261
Notre Dame 6



Outstanding defensive end who contributed heavily to Bengals' mid and late season success . . . Big, quick, hard tackler who rang up 25 solo tackles, 15 assists and three quarterback sacks . . . Good pass rusher . . . Excellent pursuit . . . Holds record for unassisted tackles in Super Bowl play set in Super Bowl XVI when he accounted for 10 in an outstanding defensive performance . . . Starter for all six seasons he's been with Cincinnati . . . Bengals' No 1 draft selection in 1979 after being a consensus All-American in 1978 and winner of the Outland Trophy and Lombardi Award, symbolic of the best lineman in college football . . . High school All-American at Warren (Ohio) Western Reserve . . . Hobbies include soccer, basketball, track, swimming, diving, chess and backgammon . . . Active in Boys Club of Omaha, NAACP, United Negro College Fund, Big Brothers and Big Sisters, Bob Hope House, American Cancer Society, Boy Scouts, Independent Business Association, Notre Dame Alumni Club and Church of All Religions . . . Single . . . Born March 22, 1954 in Warren, Ohio, and now resides in Atlanta during the off-season.

67

GARY BURLEY

NT 31 6-3 274
Pittsburgh 9



Rugged defensive lineman who is beginning his ninth season with the Bengals . . . Played primarily at nose tackle last season but also can play defensive end . . . Accounted for five tackles . . . Hampered by injuries during his career . . . Has been a starter in past seasons . . . Very enthusiastic performer . . . One of the fans' favorites . . . Good pass rusher, excellent speed for a big man . . . All-American while playing at the University of Pittsburgh . . . A third round draft of the Bengals in 1975 . . . Lives in Cincinnati during the off-season . . . Gary and his wife, Patricia, have four children, Tracey 14, Valencia 9, Gary Jr., 3 and Amber, 2 . . . Born December 8, 1952 . . . Hometown is Urbancrest, Ohio.

50

GLENN CAMERON

LB 31 6-2 228
Florida 10



Hard-working dedicated inside linebacker who led the Bengals in tackles with 103 — 63 solos and 40 assists in 1983 . . . Signed a new contract in February and is ready for 1984 action . . . Gives the Bengals a veteran, experienced signal-caller in the middle of the defense . . . Smart and knowledgeable . . . Good, solid player . . . Consistently one of the teams top tacklers . . . One of the steadiest players on the squad . . . Performance is always good . . . A No. 1 draft choice of the Bengals in 1975 from the University of Florida where he was an All-American . . . Excellent strength and a sure tackler . . . Beginning his 10th season with Cincinnati . . . Very intelligent . . . Attending the University of Florida School of Law during

the off-season . . . Hobbies include fishing, hunting, tennis and golf . . . Glenn and his wife, Elizabeth, have two daughters, Elizabeth, 4, and Lindsey Ann, 6 months . . . Born February 21, 1953 . . . Hometown is Miami, Fla.

CAMERON'S STATISTICS

PASS INTERCEPTIONS

YEAR	TEAM	NO.	YDS.	AVG.	LG.	TD
1980	Cincinnati	3	43	14.3	27	0
1981	Cincinnati	1	0	0.0	27	0
	TOTALS	4	43	10.8	27	0

11

JEFF CHRISTENSEN

QB 24 6-3 200
Eastern Illinois 2



Solid prospect . . . Has good leadership qualities . . . Good arm and nice touch . . . Played behind Ken Anderson and Turk Schonert . . . "Very few quarterbacks step right in and play," says Christensen. "I've got two pretty good guys to learn from." . . . Good attitude . . . Smart, has grasp of the offense . . . Fifth round draft choice in 1983 . . . Played college football at Eastern Illinois where he set numerous records . . . Among marks are 6282 career passing yardage and single game record of 409 yards . . . Mid-Continent Offensive Player of the Year in 1982 . . . Honorable mention All-American by Associated Press and Sporting News . . . Owns two thoroughbred horses and races them at River Downs and Latonia . . . Born January 8, 1960 . . . Hometown in Gibson City, Ill.

76

GLEN COLLINS

DE 25 6-6 260
Mississippi State 3



A first round draft choice in 1982 who began realizing his potential last season . . . Played well throughout the season . . . Starter much of the time . . . Quick, good tackling defensive end . . . Had 13 solo tackles and 8 assists in 1983 . . . Could win starting berth in 1984 . . . Very agile and has good strength . . . First round draft choice in 1982 after being named to most All-America teams in senior year at Mississippi State . . . Racked up 77 unassisted tackles and recovered two fumbles during his final season at MSU . . . High school All-American . . . Born July 19, 1959 . . . Hometown in Jackson, Miss.

80

CRIS COLLINSWORTH

WR 25 6-5 192
Florida 4



Outstanding wide receiver who has been a Pro Bowl selection three years in a row . . . Caught team high 66 passes for 1126 yards, 17.0 average, and five for touchdowns last season despite missing the last two games because of an ankle injury . . . Has caught 182 passes for 2835 yards in three seasons with Cincinnati . . . 14 career TD receptions . . . Broke his own club record of 1007 reception yards in 1981, his rookie year, with 1126 in 1983 . . . Turned in NFL's top

receiving performance in 1983 by gaining 206 yards against Baltimore to set a club record . . . Second-round draft choice by the Bengals in 1981 . . . Likeable, popular performer . . . Entering his fourth NFL season, all with the Bengals . . . Exceptional speed with ability to get deep . . . Lanky, superb jumping ability . . . An outstanding athlete . . . Consensus All-American at University of Florida in 1980 . . . Played for Gators 1978, 1979, 1980 . . . Played quarterback in his freshman year at Florida and threw two passes, one which was good for 99 yards and a touchdown and tied an NCAA record . . . Holds most Florida receiving records . . . His father, Abe, played on the University of Kentucky's national championship basketball team in 1958 . . . All-American quarterback at Titusville (Fla.) Astronaut High School, All Florida in basketball and state 100-yard dash champion . . . Does numerous television commercials . . . Cris and quarterback Turk Schonert own three thoroughbreds and race at area tracks . . . Born January 27, 1959 in Dayton, Ohio . . . Hometown is Titusville, Fla.

COLLINSWORTH'S STATISTICS

PASS RECEIVING

1981	Cincinnati	67	1009	15.1	74	8
1982	Cincinnati	49	700	14.3	50	1
1983	Cincinnati	66	1126	17.1	63	5
	TOTALS	182	2835	15.6	74	14

PASSING

YEAR	TEAM	ATT.	COMP.	YDS.	AVG.	LG	TD
1981	Cincinnati	1	0	0	0.0	0	0

RUSHING

YEAR	TEAM	ATT.	YDS.	AVG.	LG	TD
1982	Cincinnati	1	-11	-11.0	-11	0
1983	Cincinnati	2	2	1.0	2	0
	TOTAL	3	9	-3.0	2	0

SCORING

YEAR	TEAM	TDs	TD-R	TD-P	0	PTS.
1981	Cincinnati	8	0	8	0	48
1982	Cincinnati	1	0	1	0	6
1983	Cincinnati	5	0	5	0	30
	TOTALS	14	0	14	0	84

85

ISAAC CURTIS

WR 33 6-1 192
San Diego State 12



Smooth, premier wide receiver who ranks with the very best in the NFL . . . Has been with the Bengals 12 seasons . . . No. 1 draft choice in 1973 after brilliant career in football and track . . . Has been a starter since the day he stepped on the field in the summer of 1973 at the Bengals' training camp at Wilmington College in Wilmington, Ohio . . . Holds alltime club record for receptions with 405; yards gained by receptions 6971, and touchdown passes caught 53 . . . His 53 touchdowns and 318 points are second to Pete Johnson (420) on the alltime Cincinnati scoring list . . . Has a career average of a gaudy 17.2 yards per pass reception . . . Was on the receiving end of an 80-yard touchdown pass play with Ken Anderson against Miami, longest of the 1983 season for the Bengals . . . Has respect of everyone in the league . . . Swift, graceful, fluid movements . . . Superb hands that make crowd-pleasing catches . . . Has been a Pro Bowl selection four times during his outstanding career . . . All-American at San Diego State where he also was one of the United States' foremost track stars . . . Active in charities . . . Works as national sales manager for athletics for Weingardner and Hammons, Inc., a Cincinnati-based firm which operates Holiday Inns in 30 cities . . .

Also a partner with Ken Anderson in a beverage distributorship in Dayton, Ohio . . . Born October 20, 1950 . . . Hometown is Santa Ana, Calif.

CURTIS' STATISTICS

PASS RECEIVING

YEAR	TEAM	NO.	YDS.	AVG.	LG	TD
1973	Cincinnati	45	843	18.7	77	9
1974	Cincinnati	30	633	21.1	77	10
1975	Cincinnati	44	934	21.2	55	7
1976	Cincinnati	42	771	18.7	85	6
1977	Cincinnati	20	338	16.9	54	2
1978	Cincinnati	47	737	15.7	57	3
1979	Cincinnati	32	605	19.0	67	8
1980	Cincinnati	43	610	14.2	67	3
1981	Cincinnati	37	609	16.5	68	2
1982	Cincinnati	23	320	13.0	45	1
1983	Cincinnati	42	571	13.6	80	2
	TOTALS	405	6971	17.2	85	53

RUSHING

YEAR	TEAM	ATT.	YDS.	AVG.	LG	TD
1973	Cincinnati	2	-11	-5.5	1	0
1974	Cincinnati	8	62	7.5	20	0
1975	Cincinnati	6	-9	-1.5	14	0
1976	Cincinnati	3	29	9.7	-4	0
1979	Cincinnati	2	-11	-5.5	-4	0
1982	Cincinnati	3	15	5.0	8	0
	TOTALS	24	64	2.7	20	0

SCORING

YEAR	TEAM	TDs	TD-R	TD-P	O	PTS.
1973	Cincinnati	9	0	9	0	54
1974	Cincinnati	10	0	10	0	60
1975	Cincinnati	7	0	7	0	42
1976	Cincinnati	6	0	6	0	36
1977	Cincinnati	2	0	2	0	12
1978	Cincinnati	3	0	3	0	18
1979	Cincinnati	8	0	8	0	48
1980	Cincinnati	3	0	3	0	18
1981	Cincinnati	2	0	2	0	12
1982	Cincinnati	1	0	1	0	6
1983	Cincinnati	2	0	2	0	12
	TOTALS	53	0	53	0	318

73

EDDIE EDWARDS

DE 30 6-5 256
Miami, Fla. 8



Coming off two outstanding seasons and should get serious All-Pro consideration . . . Sacked enemy quarterback 13 times last season and was second only to Miami's Doug Betters in the American Football Conference . . . Had 23 solo tackles and 15 assists . . . Very highly-regarded throughout the NFL . . . Hard worker, always cheerful . . . Gives 100% all the time . . . Entering his eighth season, all with Cincinnati . . . Bengals' first round draft choice in 1977 . . . Fierce pass rusher and was a key member in Cincinnati's first-ranked NFL defense last season . . . Has been a starter since being drafted . . . Continues to get better . . . Has great size, speed, quickness, strength and savvy . . . All-American at the University of Miami (Fla.) . . . Hobbies are racquetball, fishing, hunting and shooting pool . . . Eddie and his wife, Vivian Ruth, have a daughter, Diedre, 2 . . . Born April 26, 1954 in Sumter S.C. . . . Hometown is Ft. Pierce, Fla.

EDWARDS' STATISTICS

PASS INTERCEPTIONS

YEAR	TEAM	NO.	YDS.	LG	TD	
1978	Cincinnati	1	2	2.0	2	0

49

GUY FRAZIER

LB 25 6-2 215
Wyoming 4



Won starting outside linebacker position, but was sidelined early with a fractured wrist . . . Missed four games while on injured reserve . . . Regained effectiveness after shaking injury and rejoining the team on active status . . . Had a good season . . . Made 28 unassisted tackles and had 10 assists . . . Beginning his fourth season with the Bengals . . . Fourth round draft choice after outstanding college career at Wyoming . . . Excellent special teams player . . . Gets down-field fast under punts . . . Has bright future, fine potential . . . Has extreme speed . . . Hard worker, strong and aggressive . . . All-Western Conference in 1979 and 1980 . . . Guy and his wife, Judith, have two children, Andrea, 3 and Andre, 2 . . . Lives in Cincinnati . . . Born July 20, 1959 . . . Hometown is Detroit, Mich.

48

ANDY GIBLER

TE 23 6-4 234
Missouri 2



Tight end with good potential . . . Obtained by Bengals through waivers on August 23, 1983 and was waived in final week of preseason . . . He was resigned by Bengals on October 24, 1983 . . . Hard worker, dedicated athlete . . . Good blocker, fine speed . . . Can catch the football . . . Outstanding career at Missouri . . . Hobbies include reading, music and photography . . . He and his wife, Coleen, have a daughter, Elizabeth Ann Marie, 1 . . . Born April 30, 1961 . . . Hometown is Grandview, Mo.

22

JAMES GRIFFIN

S 22 6-2 190
Middle Tennessee 2



Another of Cincinnati's fine young defensive backs . . . Showed well at safety and on special teams . . . Had eight tackles and two assists in 1983 . . . His biggest play was an interception and 49-yard touchdown run against Pittsburgh in a Monday night game on October 10, 1983 at Riverfront Stadium . . . A tough hitter . . . He has fine speed . . . All-Ohio Valley Conference performer at Middle Tennessee in junior and senior seasons . . . Rangy build . . . Seventh round draft choice last year . . . Works with children during the off-season . . . Born September 7, 1961 . . . Hometown is Camilla, Ga.

J. GRIFFIN'S STATISTICS

PASS INTERCEPTIONS

YEAR	TEAM	NO.	YDS.	AVG.	LG	TD
1983	Cincinnati	1	49	49.0	49	1

44

RAY GRIFFIN

CB 28 5-10 186
Ohio State 7



Speedy defensive back who came up with two pass interceptions last season to lift his career total to nine . . . He knows what to do when he makes an interception . . . Has 292 career return yards on nine pass interceptions and two touchdowns in 1980 and a 96-yard TD interception return against San Diego in 1979 . . . Entering his seventh NFL season, all with Cincinnati . . . Second round draft choice in 1978 . . . Had 20 solo tackles and 4 assists last season . . . Can play cornerback and safety . . . Excellent speed . . . Hobbies include painting . . . Active worker for Easter Seals, Multiple Sclerosis and Children's Hospital . . . Ray and his wife, Lynn Kathleen, have two sons, Raymond Jr., 4, and Rashad Edward, six months . . . Born June 29, 1956 . . . Hometown is Columbus, Ohio.

R. GRIFFIN'S STATISTICS

PASS INTERCEPTIONS

YEAR	TEAM	NO.	YDS.	AVG.	LG	TD
1979	Cincinnati	4	167	41.8	96	1
1980	Cincinnati	2	80	40.0	52	2
1982	Cincinnati	1	21	21.0	21	0
1983	Cincinnati	2	24	12.0	24	0
	TOTALS	9	292	32.4	96	3

KICKOFF RETURNS

YEAR	TEAM	NO.	YDS.	AVG.	LG.	TD
1978	Cincinnati	37	787	21.3	39	0
1979	Cincinnati	1	15	15.0	15	0

SCORING

YEAR	TEAM	TD-R	TD-P	O	PTS.
1979	Cincinnati	0	0	1	6
1980	Cincinnati	0	0	2	12
	TOTALS	0	0	3	18

66

JIM HANNULA

T 25 6-6 251
No. Illinois 2



Has overcome a series of leg injuries and has displayed excellent potential as an offensive lineman . . . Missed two seasons because of knee injuries . . . Can play guard and tackle and also is a good punt and kick snapper . . . Also can punt . . . Ninth round draft choice from Northern Illinois in 1980 . . . Played tight end three seasons before being moved to tackle in his senior year . . . All-Mid-American Conference selection . . . Born July, 2, 1959 . . . Hometown is Elgin, Ill. . . . Lives in Cincinnati.

83

M.L. HARRIS

TE 30 6-5 238
Kansas State 5



Expected to move into starting tight end position this year . . . Has proper dimensions for a tight end . . . Big, strong, good blocker with excellent hands for catching passes . . . Slowed by knee injury last season but still caught eight passes for 66 yards and two for touchdowns . . . Has caught 41 passes for 487 yards, an 11.9-yard average and has seven TD receptions in his four seasons with the Bengals . . . Big play performer . . . Came to the Bengals prior to the 1980 season after playing four years in the Canadian Football League . . . He was with Hamilton three seasons and Toronto for a season . . . Has excellent speed . . . Played college football at Tampa and Kansas State . . . Founded the M.L. Harris Outreach and also works with the Sports World Ministries . . . Lives in Cincinnati . . . M.L. and his wife, Linda, have two children, Michael Lee II 2½, and Joshua, 1½ . . . Born January 16, 1954 . . . Hometown is Columbus, Ohio.

HARRIS' STATISTICS

RUSHING

YEAR	TEAM	NO.	YDS.	AVG.	LG	TD
1982	Cincinnati	2	-3	-1.5	5	0

PASS RECEIVING

YEAR	TEAM	NO.	YDS.	AVG.	LG	TD
1980	Cincinnati	10	139	13.9	26	0
1981	Cincinnati	13	179	13.8	42	2
1982	Cincinnati	10	103	10.3	17	2
1983	Cincinnati	8	66	8.3	14	2
	TOTALS	41	487	11.9	42	7

SCORING

YEAR	TEAM	TDs	TD-R	TD-P	O	PTS.
1981	Cincinnati	2	0	2	0	12
1982	Cincinnati	3	0	3	0	18
1983	Cincinnati	2	0	2	0	12
	TOTALS	7	0	7	0	42

27

BRYAN HICKS

S 27 6-0 192
McNeese 4



Shoulder injury kept him out of action entire 1983 season . . . A starter at free safety in 1980, 1981 and 1982 . . . Started Bengals final games in 1980 when he went into the job vacated by the injured Dick Jauron . . . Continued his fine play in 1981 and 1982 . . . Has drawn attention with his determination and strong tackling . . . Accounted for 31 tackles and 17 assists to place third on team in 1982 . . . Exceptionally quick and very durable . . . Drafted by Cincinnati in the fifth round in 1980 . . . A product of McNeese St. . . All-Academic at McNeese . . . Born January 24, 1957 . . . Wife's name is Nora Bea . . . Hometown is Lake Charles, La. . . Lives in Northern Kentucky.

HICKS' STATISTICS

PASS INTERCEPTIONS

YEAR	TEAM	NO.	YDS.	AVG.	LG	TD
1980	Cincinnati	1	8	8.0	8	0

KICKOFF RETURNS

YEAR	TEAM	NO.	YDS.	AVG.	LG.	TD
1980	Cincinnati	5	87	17.4	21	0

82

RODNEY HOLMAN

TE 24 6-3 230
Tulane 3



Big, strong tight end who has outstanding potential . . . Slowed in the early stages of the 1983 season because of an eye injury . . . Caught two passes for 15 yards . . . Could challenge for starting job this season . . . Had a fine rookie season, catching three passes for 18 yards, one for a touchdown . . . Good hands, fine blocker . . . Gives Bengals depth at tight end . . . Quick and agile . . . Fast enough to get deep . . . Named to most All-America teams in his senior year at Tulane . . . Tulane's alltime leading receiver with 135 catches . . . Finished career at Tulane just 33 yards short of alltime receiving yardage mark of 1545 held by former Bengal Alton Alexis . . . Wife's name is Sandra . . . Born April 20, 1960 . . . Hometown is Ypsilanti, Mich.

HOLMAN'S STATISTICS

PASS RECEPTIONS

YEAR	TEAM	NO.	YDS.	AVG.	LG	TD
1982	Cincinnati	3	18	6.0	10	1
1983	Cincinnati	2	15	7.5	10	0
	TOTALS	5	33	6.6	10	1

SCORING

YEAR	TEAM	TDs	TD-R	TD-P	O	PTS.
1982	Cincinnati	1	0	1	0	6

20

RAY HORTON

CB 24 5-10 180
Washington 2



Heir apparent to alltime great Ken Riley's right corner spot . . . Saw extensive duty in 1983 as a replacement for Riley and Louis Breeden when injuries sidelined them at separate times . . . Eliminated rookie mistakes . . . Good speed, very smart . . . Plays older than his years . . . Finished season with 28 solo tackles and 15 assists . . . Had five pass interceptions, second on the team only to Riley who had eight . . . Returned one pass interception 55-yards for a touchdown against Denver . . . Also had a fumble recovery . . . Returned five kickoffs for a 25.6-yard average, including a 49-yard return . . . "It was a year for learning," said Horton. "Ken (Riley) was the biggest help. He was like having another coach out there. He was really patient with me and that helped. He took extra time. That should pay off in the future. Playing the corner, I don't think you can ever relax or think you've got it made. I'm just thankful I got

the chance to play as a rookie, the chance to prepare for the future." . . . Won many PAC-10 and national honors while playing for Washington . . . Second round selection of the Bengals last year . . . Excellent public speaker . . . Interested in the work done by firemen and has passed firefighter's physical examination . . . Born April 12, 1960 . . . Hometown is Tacoma, Wash.

HORTON'S STATISTICS

PASS INTERCEPTIONS

YEAR	TEAM	NO.	YDS.	AVG.	LG	TD
1983	Cincinnati	5	121	24.2	55	1

PUNT RETURNS

YEAR	TEAM	NO.	FC	YDS.	AVG.	LG	TD
1983	Cincinnati	1	1	10	10.0	10	0

KICKOFF RETURNS

YEAR	TEAM	NO.	YDS	AVG.	LG	TD
1983	Cincinnati	5	128	25.6	49	0

SCORING

YEAR	TEAM	TDR	TDP	O	PTS.
1983	Cincinnati	0	0	0	6

37

ROBERT JACKSON

S 25 5-10 184
Central Michigan 4



Won starting free safety job during 1983 preseason after being a solid backup in 1982 . . . Contributed 51 solo tackles and 37 assists for 88 tackles and two pass interceptions . . . Third leading tackler on the team in 1983 behind linebackers Glenn Cameron and Reggie Williams . . . Hard hitter with good speed and agility . . . Very consistent performer . . . Knee injury kept him out of 1981 action . . . Hard worker with plenty of potential . . . Excellent special teams player . . . Drafted in the 11th round by Cincinnati in 1981 . . . Came to the Bengals with good college credentials . . . First team All-Mid-American Conference and led Central Michigan's defensive backs for three seasons . . . Born October 10, 1958 . . . Hometown is Allendale, Mich. . . . Lives in Cincinnati during the off-season.

JACKSON'S STATISTICS

PASS INTERCEPTIONS

YEAR	TEAM	NO.	YDS.	AVG.	LG	TD
1983	Cincinnati	2	21	10.5	15	0

26

BOBBY KEMP

S 25 6-0 186
Cal-Fullerton 4



Excellent strong safety who is a strong, hard tackler . . . Led Bengals in tackles in 1982 with 41 solos, 11 assists and one pass interception . . . Ranked sixth in team tackles in 1983 with 58 — 38 tackles, 20 assists and one quarterback sack . . . His rugged tackles have caused several enemy fumbles . . . Had three interceptions

last season . . . His play is consistent . . . Has high intensity level . . . Known as "The Enforcer" in Bengals' secondary . . . "I try to make it (hard hitting) a part of my game," says Kemp. "If you think you can do that, you can get them thinking about getting hit, instead of thinking about catching the ball" . . . Beginning his fourth season with the Bengals . . . Eighth round draft choice out of Cal-Fullerton in 1981 . . . Intense, plays hard all the time, not just in streaks . . . Earned a starting position in the second game of his rookie season (1981) and had 70 tackles — 53 solos and 17 assists . . . Good range and leaping ability, outstanding athlete . . . Attends aerobic classes regularly . . . All Pacific Coast Athletic Conference three seasons in a row . . . Wife's name is Christy Lou . . . Born May 29, 1959 . . . Hometown is Pomona, Calif . . . Lives in Cincinnati.

KEMP'S STATISTICS

PASS INTERCEPTIONS

YEAR	TEAM	NO.	YDS.	AVG.	LG	TD
1982	Cincinnati	1	0	0.0	0	0
1983	Cincinnati	3	26	8.1	0	0
	TOTALS	4	26	6.6	0	0

28

LARRY KINNEBREW

RB 24 6-1 250
Tennessee State 2



Big, strong power-running fullback who had a good rookie season . . . "Brew" has excellent speed for his size . . . Gained 156 yards on 39 carries, scored three touchdowns and averaged four yards per carry in rookie year . . . Scored a touchdown against Cleveland the first time he carried the football in a National Football League game . . . Caught two passes in 1983 . . . Suffered a broken leg in final game of season against Minnesota . . . Bruising runner . . . Has outstanding potential . . . Carried a 4.3-yard average per attempt at Tennessee State with 619 yards on 159 carries in senior year . . . Born June 11, 1959 . . . Hometown is Rome, Ga.

KINNEBREW'S STATISTICS

RUSHING

YEAR	TEAM	NO.	YDS.	AVG.	LG.	TD
1983	Cincinnati	39	156	4.0	17	3

PASS RECEIVING

YEAR	TEAM	NO.	YDS.	AVG.	LG	TD
1983	Cincinnati	2	4	2.0	2	0

SCORING

YEAR	TEAM	TDs	TD-R	0	PTS.
1983	Cincinnati	3	3	0	18

86

STEVE KREIDER

WR 26 6-3 192
Lehigh 6



Talented wide receiver who is starting his sixth season with the Bengals . . . Had a fine season in 1983 when he caught 42 passes, his career high, for 554 yards, also his career high, and one touchdown

... Also had big seasons in 1981 and 1982 when he was a key player in the Bengals drive to Super Bowl XVI... Career totals are 95 receptions for 1596 yards and seven touchdowns... Caught nine passes for 103 yards in last season's finale against the Minnesota Vikings... Holder for field goal and extra point attempts by kicker Jim Breech... Good speed and quickness... Lots of savvy... Holds most Lehigh pass receiving records... College Division All-American and All-ECAC in 1977 and 1978... Sixth round draft choice of the Bengals in 1979... Vice president of Molitor Loan and Building Co. in Cincinnati... Chairperson for United Cerebral Palsy Telethon... Holds a bachelor of science degree in electrical engineering from Lehigh and a masters degree in business administration from the University of Cincinnati... Student of the Year in the Department of Quantitative Analysis at UC in 1983... Rhodes Scholar Nominee, finalist... Steve and his wife, Nancy, have a daughter, Ashleigh Karen, 1... Born May 12, 1958... Hometown is Reading, Pa.

KREIDER'S STATISTICS

PASS RECEIVING

YEAR	TEAM	NO.	YDS.	AVG.	LG.	TD
1979	Cincinnati	3	20	6.6	8	0
1980	Cincinnati	17	272	16.0	30	0
1981	Cincinnati	37	520	14.1	22	5
1982	Cincinnati	16	230	14.4	28	1
1983	Cincinnati	42	554	13.2	54	1
	TOTALS	95	1596	16.8	54	7

SCORING

YEAR	TEAM	TDs	TD-R	TD-P	O	PTS.
1981	Cincinnati	5	0	5	0	30
1982	Cincinnati	1	0	1	0	6
1983	Cincinnati	1	0	1	0	6
	TOTALS	7	0	7	0	42

69

TIM KRUMRIE

NT 23 6-2 255
Wisconsin 2



The Bengals hit paydirt in the 10th round in 1983 when they selected Tim Krumrie, a defensive lineman from Wisconsin... Solid, tenacious player... Gives 100% all the time... Determined... Teamed with Jerry Boyarsky and controlled the middle of the NFL's number one defense 1983 to give the Bengals a nose tackle duo that should be together for a long time... Had 32 tackles and 21 assists and also had 1½ quarterback sacks... He began paying dividends immediately... One of the most honored defensive linemen coming out of college in 1983... Played in 1983 Hula Bowl... Started 46 consecutive games at Wisconsin... Consensus All-America in 1981 and 1982... Semi-finalist for Lombardi Award in 1981 and 1982... AP's national lineman of the week following the Badger's 21-14 upset of Michigan in 1982... MVP in the Independence Bowl in 1982... Heavyweight wrestler at Wisconsin... Wisconsin state high school wrestling champion in 1979 and all-state linebacker... Hobbies are hunting and motorcycles... Tim and wife, Cheryl, have an infant daughter named Kelly Ann... Born May 20, 1960... Hometown is Mondovi, Wisc., and lives in Eau Claire, Wisc., during the off-season.

47

STEVE MAIDLOW

LB 23 6-2 234
Michigan State 2



Outstanding special teams player last season . . . Fourth round draft choice of Bengals in 1983 . . . Quick downfield under punts and on kickoffs . . . Good, hard tackler . . . Accounted for 10 solo tackles and one assist . . . Candidate for starting job at inside linebacker . . . Excellent size-speed ratio . . . All-out type player . . . Earned four football letters at Michigan State . . . Son of former Michigan State wrestler, Ken Maidlow, a four-letter winner (1956-59) and NCAA 191-pound champion in 1958 . . . Majored in journalism at Michigan State . . . Works for McLean Trucking during the off-season . . . Active as a speaker for the Fellowship of Christian Athletes and works with the East Lansing, Mich., Boys Clubs . . . Wife's name is Karen . . . Born June 6, 1960 . . . Hometown is East Lansing, Mich. . . . Lives in Cincinnati.

88

MIKE MARTIN

WR-PR 23 5-10 178
Illinois 2



Martin had an excellent year as a punt returner until he was sidelined with a broken leg . . . For the year, he had 23 returns for a 9.9-yard average . . . He was sixth in punt returns in the AFC . . . "I felt very comfortable back there and really didn't have much of a problem adjusting," Martin said. "I'd returned punts and kickoffs in college, and it kind of comes down to the same thing — catching the football." . . . Very sure hands, good receiver . . . Sprinter's speed . . . Second on Illinois alltime reception and yardage lists . . . Hobbies include singing and playing basketball . . . Single . . . Born November 18, 1960 . . . Hometown is Washington, D.C.

MARTIN'S STATISTICS

PUNT RETURNS

YEAR	TEAM	NO.	FC	YDS.	AVG.	LG	TD
1983	Cincinnati	23	2	227	9.3	19	0

KICKOFF RETURNS

YEAR	TEAM	NO.	YDS.	AVG.	LG	TD
1983	Cincinnati	1	19	19.0	19	0

PASS RECEIVING

YEAR	TEAM	NO.	YDS.	AVG.	LG	TD
1983	Cincinnati	2	22	11.0	12	0

RUSHING

YEAR	TEAM	NO.	YDS.	AVG.	LG	TD
1983	Cincinnati	2	21	10.5	15	0

87

PAT MCINALLY

P-WR 31 6-6 212
Harvard 9



Excellent punter who annually finishes among the top in the NFL . . . Averaged a nifty 43.9 on 65 punts for 2804 yards and had 13 inside the opponents' 20-yard line last season . . . Won the NFL punting championship with a 45.4 average in 1978 and with a 43.1 average in 1976 . . . Punts high and deep and has good hang time . . . His career punting average is 41.9 and his longest punt is 67 yards in 1977 . . . Also is a fine wide receiver who has 57 career receptions for 809 yards, a 14.1 yard average, and five touchdowns . . . Drafted in the fourth round in 1975 by the Bengals after a fine career at Harvard where he won All-America honors . . . Broke his leg in College All Star game in 1975 and missed most of the season with the Bengals . . . Played in Pro Bowl in 1981 and made most All-Pro teams that season . . . Writes syndicated column "Pat Answers for Kids" in more than 80 newspapers . . . Principal speaker at Harvard's 18th annual Senior Letterwinners Dinner . . . Also songwriter and wrote the hit "Endlessly" . . . Married and his wife's name is Leslie . . . Born May 7, 1953 . . . Hometown is Villa Park, Calif.

MCINALLY'S STATISTICS

PUNTING

YEAR	TEAM	NO.	YDS.	AVG.	TBTB	IN 20	LG	BLK
1976	Cincinnati	76	2999	39.5	6	12	61	0
1977	Cincinnati	67	2802	41.8	3	16	67	0
1978	Cincinnati	91	3919	43.1	10	25	65	0
1979	Cincinnati	89	3678	41.3	12	19	61	2
1980	Cincinnati	83	3390	39.7	12	22	42	2
1981	Cincinnati	72	3272	45.4	11	17	62	0
1982	Cincinnati	31	1201	38.7	4	6	1	0
1983	Cincinnati	65	2804	43.1	9	13	60	2
	TOTALS	574	24065	41.9	57	130	67	6

PASS RECEIVING

YEAR	TEAM	NO.	YDS.	AVG.	LG	TD
1977	Cincinnati	17	259	15.2	43	3
1978	Cincinnati	15	189	12.6	49	0
1979	Cincinnati	1	24	24.0	49	0
1980	Cincinnati	18	269	14.9	59	2
1981	Cincinnati	6	68	11.3	20	0
	TOTALS	57	809	14.1	59	5

PASSING

YEAR	TEAM	ATT.	COMP.	PCT.	YDS.	TD	LG	INT.
1977	Cincinnati	1	1	1.000	4	0	4	0

SCORING

YEAR	TEAM	TDs	TD-R	TD-R	0	PTS.
1977	Cincinnati	3	0	3	0	18
1980	Cincinnati	2	0	2	0	12
	TOTALS	5	0	5	0	30

65

MAX MONTOYA

G 28 6-5 275
UCLA 6



A key man in the Bengals' offensive line . . . Big guard who had an excellent season in 1983 . . . Good run and pass blocker . . . Hard-working, determined player who has made his mark in the NFL . . . Has been named to All-Pro second team several times . . . A seventh round draft choice from UCLA in 1977 . . . Became a starter for the Bengals early in his career . . . Has played a major role in lowering the number of enemy quarterback sacks . . . Teams with Anthony Munoz on the left side of the Cincinnati offensive line . . . Hobbies include golf, racquetball and wood-working . . . Vice president of marketing for Fontova Foods, Inc . . . Loves to cook . . . Does public speaking for school groups . . . "Max has been one of the most dedicated off-season athletes on the team," says Sam Wyche, Bengals' head coach . . . "He has worked out regularly in the weight room and is one of the players who excites me as we talk about the 1984 season" . . . Attends aerobic classes . . . Max and his wife, Patti, have twins, Allison and Matthew, 2 . . . Born May 12, 1956 . . . Hometown is La Puente, Calif . . . Lives in Cincinnati.

60

BLAKE MOORE

C-G 26 6-5 270
Wooster 5



Versatile offensive lineman who is entering his fifth NFL season with Cincinnati . . . Signed as a free agent in 1980 and has shown rapid development . . . Hard worker and very strong . . . Can play all offensive line positions . . . All-Ohio Conference center three years in a row at the College of Wooster where he was also All-Academic . . . A Rhodes Scholar semi-finalist . . . Active in charity work: March of Dimes, Special Olympics, Leukemia Foundation, Wheelchair Athletes, Cincinnati Zoo and other charitable organizations . . . NFLPA player representative . . . Golf and racquetball are hobbies . . . During the off-season, works for Rendigs, Fry, Kiely and Dennis law firm and coaches for the Ohio All-Star Football Camp . . . Was accepted to Duke Law School and plans to attend law school following football career . . . Blake and his wife, Cindy, have two children; Lauren 1½ and Hudson, an infant, . . . Born May 8, 1958 . . . Hometown is Signal Mountain, Tenn.

78

ANTHONY MUNOZ

T 26 6-6 278
USC 5



All-Pro offensive tackle three years in a row . . . Established as one of the top linemen in professional football . . . Has been in the Pro Bowl in 1982-83-84 . . . Named All-Pro by Associated Press, Newspaper Enterprise Association, Pro Football Writers Association Press, Newspaper Enterprise Association, Pro Football Writers Association and Football Digest . . . Acclaimed NFL lineman of the year in 1981 . . . Big and fast . . . Outstanding blocker, paves way for runners and protects quarterback . . . Fifth season with the Bengals . . . First round draft choice in 1980 after All-American career at Southern California . . . Key man in Cincinnati's fine offensive line . . . Gives steady, consistent performance week in and week out . . . Unusual quickness for his size . . . "Anthony Munoz is one of the finest tackles in professional football," says Cincinnati head coach Sam Wyche. "Not only is he big, but he is agile and can maneuver like a man weighing much less than he. We are protect-

ing our quarterback from the most dangerous rush in the game with one of the best players in the game." . . . Outstanding in football and baseball at USC . . . Active in charitable causes, especially those concerning children . . . Active in Young Life, Athletes In Action, Campus Crusade for Life and United Appeal . . . Cincinnati Bengals' "Man of the Year" in 1981 . . . Had a part in the movie "Right Stuff," which is about America's seven original astronauts . . . Also had a part in "Borderline," starring Charles Bronson, while at USC . . . Anthony and his wife, DeDe, have a son, Michael, 3 and a daughter, Michelle, 1 . . . Born August 19, 1958 . . . Hometown is Ontario, Calif . . . Lives in Cincinnati.

68

MIKE OBROVAC

G-T 28 6-6 275
Bowling Green 4



Big, rugged offensive lineman who is expected to make a strong bid for a starting assignment this season . . . Can play guard or tackle . . . Exceptionally hard worker who made the Cincinnati roster in 1981 as a free agent from Canada where he was a starter for the Toronto Argonauts for two seasons . . . Had a good season in 1983 . . . Has long arms needed by offensive lineman . . . Has improved his strength and is a good athlete . . . "He has been waiting in the wings, so to speak, for three years," says Jim McNally, Bengals' offensive line coach. "When he has the opportunity to play he contributes very much" . . . Devoted to the weights . . . Played college football at Bowling Green where he was a starter for four years . . . Works with underprivileged children and charitable organizations . . . Born November 10, 1955 . . . Single . . . Hometown is Canton, Ohio . . . Lives in Cincinnati.

51

RICK RAZZANO

LB 28 5-11 227
Virginia Tech 5



Fiery, hustling all-out linebacker . . . Started several games at inside linebacker . . . Good speed, fine tackler . . . Had 20 unassisted tackles and 18 assists during 1983 season . . . Outstanding special teams performer . . . Came to the Bengals as a free agent in 1980 and has seen plenty of action . . . Starting middle linebacker for Toronto in the Canadian Football League in 1978 and 1979 . . . Leading tackler in Virginia Tech history . . . Active in charity work in the Cincinnati area . . . American Lung Association, American Heart Association and Aerobic Fitness Fund-raiser . . . Active in Athletes in Action and Campus Crusade for Christ . . . Fine public speaker . . . Hobbies include weightlifting and racquetball . . . Lives in Cincinnati year around . . . He and his wife, Jodi, have two sons, Ricky, 3, and Joey, six months . . . Works with a financial planning consulting firm in the off-season . . . Born November 15, 1955 . . . Hometown in New Castle, Pa.

64

DAVE RIMINGTON

C 23 6-3 290
Nebraska 2



Excellent rookie season after recovering from a foot injury . . . Fired off the ball with zest and knocked people around . . . Overcame problems that beset a rookie at such a key position as center . . . Super strong with good quickness . . . Devastating blocker . . . Very effective from mid-season on . . . Quick off the ball . . . Made several All-Rookie teams . . . "There are so many switches and keys," Rimington said near the end of his rookie season. "It takes a lot of learning, plus you've still got to keep on top of the physical end of the game, too." . . . Has great potential and should develop to All-Pro status . . . Missed several games with a foot injury but came back strong . . . Came to Bengals heralded as the greatest collegiate lineman of the last decade . . . First round draft choice from Nebraska . . . Made virtually all the All-America teams selected in his junior and senior years . . . First two-time winner of the prestigious Outland Trophy . . . Won Lombardi Award in senior year . . . All-Academic in junior and senior years . . . Dedicated weightlifter . . . Excellent student, working on masters degree in business education . . . Wife's name is Lisa . . . Born May 22, 1960 . . . Hometown is Omaha, Nebr.

15

TURK SCHONERT

QB 27 6-1 185
Stanford 5



Fine, young, spirited free-wheeling quarterback who saw plenty of action last year and responded with an outstanding season . . . Started three games for the injured Ken Anderson and led Bengals to two much-needed mid-season victories over Cleveland and Green Bay . . . Also came into relieve Anderson several times and played a big role in preserving a late-season win over the Pittsburgh Steelers . . . Completed 92 of 156 passes for 1159 yards . . . He threw two touchdown passes and five interceptions . . . Completed 59% of his passes and his rating was 72.9 . . . It was his biggest year in the NFL . . . Displays exceptional leadership traits and inspires confidence within his teammates . . . Signed a new contract with the Bengals in mid-season in 1983 . . . Now beginning his fifth season with Bengals who acquired him on waivers in the last week of the 1980 preseason . . . A ninth round draft choice of the Chicago Bears in 1980 . . . His greatest year as a Bengal came in 1981 when he replaced Ken Anderson with his team trailing Seattle, 21-0, and rallied them to a 27-21 victory . . . Had a brilliant college career at Stanford where he was the NCAA passing efficiency leader in 1979 . . . He set Stanford records for completion percentage (67.0) and interception avoidance (2.71) . . . Led the PAC 10 in TD passes with 19 in 1979 . . . Hobbies are water skiing, para-sailing, beaches and water sledding, golf . . . Works as an athletic chairman for the Muscular Dystrophy Foundation . . . He and wide receiver Chris Collinsworth own three thoroughbreds and race at area tracks . . . Single . . . Born January 15, 1957 . . . Hometown is Placentia, Calif.

SCHONERT'S STATISTICS

PASSING

YEAR	TEAM	NO.	COMP.	PCT.	YDS.	TD	LG	INT.
1981	Cincinnati	19	10	52.6	166	0	36	0
1982	Cincinnati	1	1	100.0	6	0	6	0
1983	Cincinnati	156	92	59.0	1159	2	54	5
	TOTALS	176	103	58.5	1331	2	54	5

RUSHING

YEAR	TEAM	NO.	YDS.	AVG.	LG	TD
1981	Cincinnati	7	41	5.9	16	1
1982	Cincinnati	3	-8	-2.7	1	1
1983	Cincinnati	29	117	4.0	15	2
	TOTALS	39	250	6.4	16	4

SCORING

YEAR	TEAM	TDs	TD-R	TD-P	O	PTS.
1981	Cincinnati	1	1	0	0	6
1982	Cincinnati	1	1	0	0	6
1983	Cincinnati	2	2	0	0	12
	TOTALS	4	4	0	0	24

59

JEFF SCHUH

LB 26 6-2 228
Minnesota 4



Hard-hitting young linebacker who is beginning his fourth season with Cincinnati after being drafted in the seventh round in 1981 following a brilliant career at Minnesota where he was All-Big 10 . . . Rugged, top-notch special teams player . . . Accounted for eight solo tackles and one assist in 1983 . . . Determined to crack starting lineup . . . Played defensive end at Minnesota but made smooth switch to linebacker with Bengals . . . Named Big 10 Player-of-the-Week three of the final five weeks of the 1980 season . . . Has worked for the Minneapolis Star and Tribune . . . Worked as a coach during Minnesota's spring practice . . . Hobbies include collecting wildlife art, photography and racquetball . . . Jeff and his wife, Barb, have a son, Brandon, 1 . . . Born May 22, 1958 . . . Hometown is Minneapolis.

25

JOHN SIMMONS

CB-KR 24 5-11 192
SMU 4



Fine defensive back and punt and kickoff returner . . . Had a good season in 1983 when he had 10 unassisted tackles and seven assists and returned 25 punts for 172 yards for a 6.9 average and 14 kickoffs for 317 yards and a 22.6-yard average . . . Consensus All-American at SMU where he had an outstanding career . . . Drafted by the Bengals in the third round in 1980 . . . Played nickel back on many occasions last season . . . Plagued by shoulder injuries first two seasons with the Bengals . . . 100% now and ready to challenge for a starting berth . . . Has excellent speed and agility with potential to become one of the NFL's top defensive backs . . . Very intelligent player . . . In addition to being an All-America, he won All-Southwestern Conference laurels in 1979 and 1980 . . . Had 17 career pass interceptions at SMU, a school record, and one shy of the SEC mark . . . Activities include working with a Youth Christian Camp and appearances at junior and senior high schools . . . Hobbies include mechanics and all sports . . . Born December 1, 1958 . . . Hometown is Little Rock, Ark.

SIMMONS' STATISTICS

PUNT RETURNS

YEAR	TEAM	NO.	FC	YDS.	AVG.	LG	TD
1983	Cincinnati	25	2	172	6.9	43	0

KICKOFF RETURNS

YEAR	TEAM	NO.	YDS.	AVG.	LG	TD
1983	Cincinnati	14	317	22.6	36	0

56

RON SIMPKINS

LB 26 6-1 235
Michigan 5



Ron Simpkins is entering his fifth season with the Bengals . . . Fine, hard-hitting linebacker . . . Good special teams player . . . Credited with five unassisted tackles and six assists last season . . . All-American in his senior year at Michigan . . . Drafted by the Bengals in the seventh round in 1980 . . . Has been jinxed with injuries . . . Started several games in his rookie season . . . Very aggressive player and has good speed . . . Honor student at Michigan . . . Owner of American Speedy Printing Center in Cincinnati . . . Wife's name is Linda Vinales . . . Lives in Hamilton, Ohio . . . Born April 2, 1958 . . . Hometown is Detroit, Mich.

SIMPKINS' STATISTICS

PASS INTERCEPTIONS

YEAR	TEAM	NO.	YDS.	AVG.	LG	TD
1980	Cincinnati	3	8	2.7	4	0

23

RODNEY TATE

RB-KR 25 5-11 190

Texas 3



Swift, shifty running back . . . Starter at halfback for Bengals much of 1983 season . . . Suffered a bruised right thigh and missed four games in middle of campaign while on injured reserve . . . Entering his third season with Cincinnati . . . Fourth round draft choice of the Bengals in 1982 . . . Excellent kickoff return man . . . Rushed 25 times for 77 yards and returned 13 kickoffs for 218 yards in 1983 . . . Played halfback and wide receiver at Texas where he had a fine career . . . Has excellent potential . . . Born February 14, 1959 . . . Hometown is Beggs, Okla.

TATE'S STATISTICS

KICKOFF RETURNS

YEAR	TEAM	NO.	YDS.	AVG.	LG	TD
1982	Cincinnati	14	314	22.4	55	0
1983	Cincinnati	13	218	16.8	23	0
	TOTALS	27	532	12.3	55	0

RUSHING

YEAR	TEAM	NO.	YDS.	AVG.	LG	TD
1982	Cincinnati	2	2	1.0	2	0
1983	Cincinnati	25	77	3.1	13	0
	TOTALS	27	79	2.9	13	0

35

JIMMY TURNER

CB 23 5-11 190
UCLA 2



Fine cornerback prospect and excellent special teams player . . . Recorded six tackles and two assists on special teams . . . Coaches impressed with his hitting ability and willingness to learn . . . Solid tackler with good speed and quickness . . . Strong run support man . . . Had six solo tackles and two assists . . . "I hope to really put my lessons to use my second year," said Turner who won the Kenneth S. Washington Award at UCLA . . . Starting cornerback for UCLA for three seasons . . . Played high school football at Sherman, Texas, under former pro coach Tom Hudspeth . . . Enjoys music and is a good singer . . . Majored in sociology at UCLA . . . Full name is Jimmy Lee Turner . . . Born June 15, 1959 . . . Hometown is Sherman, Texas.

81

DAVID VERSER

WR 26 6-1 202
Kansas 4



Fast wide receiver who was Bengals No. 1 draft choice in 1981 . . . Exceptional speed makes him a threat every time he handles the ball . . . Good wide receiver and excellent kickoff return man . . . Caught seven passes for 82 yards, an 11.7 average, in 1983 . . . Returned 13 kickoffs for 243 yards for an 18.6 average . . . During his career he has returned 58 kickoffs for 1250 yards for an average of 21.6 yards per return . . . All-American and All-Big Eight while playing for Kansas . . . Has ability to become a "game-breaker" . . . "He's got blazing speed, he's got a strong build that's almost more like a running back than a wide receiver and he's got great leaping ability," says Bruce Coslet, Bengals' receivers coach. "You might say he can 'out-rebound' a defensive back when he's well-covered." . . . Born March 1, 1958 . . . Hometown is Kansas City, Mo.

VERSER'S STATISTICS

KICKOFF RETURNS

YEAR	TEAM	NO.	YDS.	AVG.	LG	TD
1981	Cincinnati	29	687	23.7	78	0
1982	Cincinnati	16	320	20.0	33	0
1983	Cincinnati	13	243	18.6	25	0
	TOTAL	58	1250	21.5	78	0

PASS RECEIVING

YEAR	TEAM	NO.	YDS.	AVG.	LG	TD
1981	Cincinnati	6	161	26.8	73	2
1982	Cincinnati	4	98	24.5	56	1
1983	Cincinnati	7	82	11.7	22	0
	TOTALS	17	341	20.6	73	3

SCORING

YEAR	TEAM	TDs	TD-R	TD-P	O	PTS.
1981	Cincinnati	2	0	2	0	12
1982	Cincinnati	1	0	1	0	6
	TOTALS	3	0	3	0	18

70

EMANUEL WEAVER III

NT 24 6-4 260
South Carolina 3



Knee injury kept him on injured reserve the entire 1983 season . . . Drafted in the second round in 1982 . . . Has excellent potential and

is anxious to show it . . . Made most 1981 All-America teams while playing for South Carolina . . . Listed as nose tackle, but also can play defensive end . . . Strong, hard tackler . . . Good speed . . . Looking forward to shaking injury jinx in 1984 . . . Hobbies include fishing, hunting, swimming and other sports . . . Born June 28, 1960 . . . Hometown is New Orleans, La.

84

GARY WILLIAMS

WR **24** **6-1** **205**
Ohio State 1



Williams was on Bengals' injured reserve list throughout the 1983 season with a knee injury . . . Award-winning wide receiver from Ohio State . . . Holds the NCAA record for consecutive games making receptions (44) . . . Including four bowl games, caught at least one pass in all 48 games of collegiate career . . . Established OSU career marks for receptions (154) and receiving yardage (2792) . . . Has exceptional potential . . . Born September 4, 1959 . . . Hometown is Wilmington, Ohio, where the Bengals hold their summer training camp . . . Eleventh round draft choice by Cincinnati in 1983 . . . High school star at Wilmington High School . . . Visited Bengals' training camp at Wilmington many times as a youngster to watch practice sessions . . . Born September 4, 1959.

57

REGGIE WILLIAMS

LB **29** **6-0** **228**
Dartmouth 9



Hard-working, exciting and bombastic linebacker who is in his ninth NFL season, all with the Bengals . . . Always ranks high on tackles made list . . . In 1983 he had a splendid year, making 57 unassisted tackles and 33 assists for a total of 90 . . . He also had 7½ quarterback sacks, and recovered four fumbles . . . Williams broke into the Cincinnati starting lineup in 1976, the year he was drafted in the third round after an outstanding collegiate career at Dartmouth . . . He was All-Ivy League three seasons in a row and American Football Coaches All-America . . . A smart, tenacious player who plays to the limit . . . Strong tackler, good pass defender, very mobile and extremely fast . . . Has 14 career pass interceptions and has returned them for 167 yards . . . His longest return was for 54 yards and a touchdown against the Seattle Seahawks in a 42-20 victory in 1977 . . . Voted by fans Bengals' Man-of-the-Year for accomplishments on and off the field in 1982 and 1983 . . . Well-known personality in Cincinnati where he participates in many charitable causes . . . Member of the board of trustees for the Cincinnati, National Association of Speech and Hearing (NASHA), and Cincinnatians to Support Education . . . Spokesperson for Big Brothers and Big Sisters of Greater Cincinnati, Cincinnati Playhouse in the Park, Chairman of the Greater Cincinnati Chamber of Commerce Sports Council, the Kentucky Diabetes Foundation and was 1983 co-chairperson of the Cincinnati Cerebral Palsy Telethon . . . Also works with United Way and is featured in their public service commercials, the Ricky King Fund and the Dartmouth Club of Cincinnati . . . Vice president and general manager of Orchem Inc., a specialty chemical company . . . Hobbies include photography, travel, and raising Great Danes . . . Reggie and his wife, Marianna, have two children, Julian, 2, and Jarren, six months . . . Born September 19, 1954 . . . Hometown is Flint, Mich.

R. WILLIAMS' STATISTICS

PASS INTERCEPTIONS

YEAR	TEAM	NO.	YDS.	AVG.	LG	TD
1976	Cincinnati	1	17	17.0	17	0
1977	Cincinnati	3	67	22.3	54	1
1978	Cincinnati	1	11	11.0	11	0
1979	Cincinnati	2	5	2.5	3	0
1980	Cincinnati	2	8	4.0	8	0
1981	Cincinnati	4	33	8.3	14	0
1982	Cincinnati	1	20	20.0	20	0
	TOTALS	14	161	11.5	54	1

PUNT RETURNS

YEAR	TEAM	NO.	FC	YDS.	AVG.	LG	TD
1977	Cincinnati	1	0	0	0.0	0	0
1980	Cincinnati	1	0	0	0.0	0	0
	TOTALS	2	0	0	0.0	0	0

SCORING

YEAR	TEAM	TDs	TD-R	TD-P	O	S	PTS.
1977	Cincinnati	2	0	0	2	0	12
1980	Cincinnati	0	0	0	0	1	2
1982	Cincinnati	0	0	0	0	1	2
1983	Cincinnati	0	0	0	0	1	2
	TOTALS	2	0	0	2	3	48

77

MIKE WILSON

T 29 6-5 271
Georgia 7



Big, strong veteran offensive tackle who had an excellent season in 1983 . . . Very important cog in Cincinnati's offensive line . . . Starting his seventh year with the Bengals . . . "He's a very smart football player who makes excellent judgements on the field," says Cincinnati offensive line coach Jim McNally. "He is a leader and one of the top tackles in the league" . . . Drafted by Cincinnati in the fourth round in 1977 . . . Would have been selected higher, perhaps in the first round, had he not been signed earlier by the Toronto Argonauts of the Canadian Football League . . . Came to the Bengals in 1978 and has been a starter ever since . . . Very strong and unusually agile for a man of his size . . . Consensus All-America while playing at the University of Georgia . . . Hobbies are hunting, fishing, softball and boating . . . Nickname is "Moon Pie" . . . Mike and his wife, Donna, have two sons, Matt, 5 and Josh, 4 . . . Born May 28, 1955 . . . Hometown is Gainesville, Ga.

32

STANLEY WILSON

RB 23 6-0 202
Oklahoma 2



A pleasant surprise for the Bengals in 1983 . . . Gives Bengals an outside threat . . . Also has ability to run inside effectively . . . Rushed for 267 yards and a 4.8-yard average, the best mark on the team among running backs . . . Late season knee injury kept him out of final games . . . "We are counting on Stanley to emerge as an outside running threat as well as a pass receiver out of the backfield,"

said Sam Wyche, Bengals' head coach. "He is potentially one of the most exciting backs in the game." . . . "There are some parts of my game that need improving," Wilson says, "but on the whole, I was fairly pleased, except for the injury, which came at a bad time for me because I was just starting to show good progress, I thought." . . . Fine, solid blocker . . . Won many honors at Oklahoma . . . Named to many All-America teams in 1982 . . . Fourth leading rusher in Sooner history . . . Drafted by the Bengals in the ninth round in 1983 . . . Starter for four seasons at Oklahoma . . . Finesse runner, yet powerful enough to break tackles . . . Stanley and his wife, Deborah, have a son Stanley Jr., 2, . . . Born August 23, 1961 . . . Hometown is Carson, Calif.

S. WILSON'S STATISTICS

RUSHING

YEAR	TEAM	NO.	YDS.	AVG.	LG	TD
1983	Cincinnati	56	267	4.8	18	1

PASS RECEIVING

YEAR	TEAM	NO.	YDS.	AVG.	LG	TD
1983	Cincinnati	12	107	8.9	14	1

KICKOFF RETURNS

YEAR	TEAM	NO.	YDS.	AVG.	LG	TD
1983	Cincinnati	7	161	23.0	32	0

SCORING

YEAR	TEAM	TDR	TDP	TDRt	LG	PTS.
1983	Cincinnati	1	1	0	0	12



BEAUTIFUL RIVERFRONT STADIUM
'HOME OF THE BENGALS'

CINCINNATI BENGALS 1984 FIRST-YEAR ROSTER

NO.	NAME	POS.	HT.	WT.	AGE	HOMETOWN	COLLEGE	HOW ACQ.
92	Achter, Rodney	WR	6-2	195	23	Toledo, Ohio	Toledo	FA
53	Barker, Leo	LB	6-1	221	25	Panama Canal Zone	New Mexico State	D7
31	Battle, Ralph	S	6-2	205	23	Huntsville, Ala.	Jacksonville State	FA
94	Benson, Stephan	WR	5-10	170	23	Lauderhill, Fla.	Indiana	FA
74	Blados, Brian	T	6-4	308	22	Arlington, Va.	North Carolina	D1b
12	Esiason, Boomer	QB	6-4	220	23	East Islip, N.Y.	Maryland	D2
43	Evans, Marlin	LB	6-3	218	24	Cincinnati, Ohio	Indiana	FA
33	Farley, John	RB	5-10	202	22	Sacramento, Calif.	Cal-State	??
98	Helton, Jack	TE	6-3	239	26	Birmingham, Ala.	Kent State	FA
55	Hunley, Ricky	LB	6-1	237	22	Petersburg, Va.	Arizona	D1
58	Jackson, Aaron	LB	6-2	235	23	Washington, D.C.	North Carolina	D10
36	Jennings, Stanford	RB	6-1	205	22	Summerville, S.C.	Furman	D3
93	Jones, Jerry	WR	6-2	198	23	Laurel, Ms.	Texas - El Paso	FA
89	Kern, Don	TE	6-4	225	22	Los Gatos, Calif.	Arizona State	D6
71	Koch, Pete	DT	6-6	265	22	New Hyde Park, N.Y.	Maryland	D1a
64	Kozerski, Bruce	T-C	6-4	275	22	Plains, Pa.	Holy Cross	D9
21	McKeaver, Steve	RB	6-2	209	24	Altus, Okla.	Central State-Oklahoma	D11
72	Musgrave, Benn	T	6-6	270	22	Omaha, Nebr.	Iowa State	FA
42	Pickering, Clay	WR	6-6	215	23	Jacksonville, Fla.	Maine	FA
97	Pillman, Brian	LB	5-10	228	22	Cincinnati, Ohio	Miami (Ohio)	FA
75	Reimers, Bruce	G	6-7	280	24	Algona, Iowa	Iowa State	D8
91	Rico, John	WR	5-10	180	24	Newman, Calif.	Cal State-Hayward	FA
96	Smith, Gary	G	6-2	265	24	Bitburg AFB, Germany	Virginia Tech	FA
63	Swafford, Don	T	6-8	280	27	Dayton, Ohio	Florida	FA
16	Vernasco, John	QB	6-2	200	23	Mishawaka, Ind.	Evansville	FA
41	Williams, Robert	RB	6-2	215	23	Los Angeles, Calif.	Washington State	FA
24	Ziegler, Brent	RB	5-11	227	23	West Islip, N.Y.	Syracuse	D10a

1984 BENGALS DRAFT CHOICES



NAME	POS.	AGE	HT.	WT.	SCHOOL
------	------	-----	-----	-----	--------

ROUND 1.

Ricky Hunley	LB	22	6-1	237	Arizona
---------------------	-----------	-----------	------------	------------	----------------

A consensus All-American . . . The linebacker the Bengals wanted . . . Rugged tackler and superb pass defender . . . Led Pac-10 in pass interceptions in 1983 with seven . . . All-time tackle leader at Arizona . . . Tower of power, pillar of strength who was credited with unbelievable 566 tackles (142/season) during four-year career . . . Arizona's most decorated player as first consensus All-American in school history ('82 and '83) . . . Heavy hitter, stuffs the middle yet rangy enough to cover sideline to sideline . . . Posted 31 games of 10-or-more tackles over career . . . Durable . . . Missed just one game in UA career (freshman finale against Arizona State) due to broken thumb . . . Started last 33 consecutive games, plus five as frosh . . . Always found around the ball . . . Team tackle leader in '81, '82, '83; Second in '80 . . . Team leader in solo tackles '81, '82, '83; Fifth in '80 . . . Leader in assists in '80, '81; Second on squad in '82 and '83 . . . Senior Summary: Capped Arizona career with consensus All-America honors for second straight season while leading Wildcat defense in tackles (176), solo stops (99), fumbles forced (5), fumbles recovered (3), interceptions (5) . . . Second in assists (77), tackles for losses (10 for -33 yards) . . . Totalled no less than 10 tackles in every game after opener vs. Oregon State . . . Intercepted passes in three consecutive games, five of first seven . . . PAC 10 Defensive Player-of-the-Week vs. UCLA following 17 tackles, one fumble recovery performance . . . Registered career-high 22 tackles (11 solo), two for losses week nine vs. Washington . . . Added 21 tackles (third time in career) in finale vs. rival Arizona State, nailing runners behind the line twice and breaking up one pass . . . Had 19 tackles against Cal State-Fullerton (one INT) week four; 19 stops again week seven vs. Oregon (one INT), one forced fumble . . . Broke up three passes while making 18 stops against Colorado State in game six . . . Scored TD on INT in opener with Oregon State; recovered two fumbles, made seven tackles . . . Scored second TD against Cal in addition to 15 tackles, one fumble recovery, one pass broken up . . . Selected by coaches as team's MVP and Defensive MVP . . . '82 Highlights: Became first consensus All-American in Wildcat history . . . Credited with at least 10 tackles in 10 of 11 games . . . Twice had 21-tackle performances; week four vs. UCLA, week 10 against Oregon . . . In on 20-tackles against Washington week two; 20 again in finale vs. Arizona State while being singled out as PAC 10 Defensive Player-of-the-Week and UA Defensive Player-of-the-Game . . . Intercepted three passes; week one vs. Oregon State, week three against Iowa, week seven vs. Washington State . . . Named UA Defensive Player-of-the-Game against Southern Cal (14 tackles) . . . Sophomore Superlatives: tied school record with four forced fumbles while leading squad in tackles (121), solo tackles (74) . . . Younger brother Lamonte other starter at ILB for Wildcats in '82 and '83 . . . Earned three letters each in football (LB, TE, K) and baseball (P, OF) at Petersburg High . . . Drafted by Pittsburgh Pirates in 26th round of '80 baseball draft . . . Has seven brothers, three sisters . . . Hometown is Petersburg, Virginia . . . Born November 11, 1961.

ROUND 1a.

Pete Koch	DE	22	6-6	265	Maryland
------------------	-----------	-----------	------------	------------	-----------------

Awesome physical potential . . . Gained fulltime slot in '83 . . . prior to that filled back-up role to Gurnest Brown . . . Responded with first

team All-ACC and AP Honorable Mention All-America performance . . . Played in Blue-Gray game . . . Overpowering type who can dominate vs. the run . . . Terps strongest man ever benches 465 pounds . . . Played in Maryland's wide-six defense where primary responsibility is rush defense . . . Size-speed-strength combo plus tough demeanor should help to develop effective pass rush techniques . . . In the mold of Howie Long (Raiders) . . . Senior Superlatives: Captained squad which recorded 8-3 mark and Citrus Bowl berth . . . Second top lineman (4th overall) in tackles with 89 stops . . . Turned in best outing vs. Clemson making 10 solos and eight assists for career-high 18 tackles . . . Led Terps to 28-26 victory over North Carolina with 16 tackles, QB sack and tackle for loss . . . Recorded 13 stops in Citrus Bowl loss to Tennessee . . . Made 12 more and blocked PAT in 36-33 defeat of 36-33 Wake Forest . . . Played in Blue-Gray classic . . . Junior Review: Saw considerable action as alternate . . . Contributed 36 tackles to a defense which held '82 opponents to 87 yards rushing per game (3rd, Division 1-A) . . . Served back-up role as a sophomore but saw action in all 11 games . . . Had 28 tackles with a pair of QB sacks . . . Football captain on conference championship team in '77 at New Hyde Park Memorial High . . . Played DE, DT, OT, and TE . . . Played center in basketball, first baseman in baseball . . . Has three brothers . . . Larry, plays professional baseball with St. Louis Cardinals, . . . Most memorable moment in sports scoring TD in homecoming game in '78 and with coaches permission spiking the ball over the goal post . . . Hometown is New Hyde Park, N.Y.

ROUND 1b.

Brian Blados T 22 6-4 308 North Carolina

Associated Press and NEA All-American . . . First team All-ACC . . . "This is the offensive lineman in the draft we wanted," Paul Brown, Bengals' general manager, said . . . Very mobile and agile and can play tackle or guard . . . Outstanding straight-ahead blocker . . . Mammoth physical specimen anchored Tar Heel offensive line for past three seasons . . . Smothers defensive linemen with tremendous size . . . Surprisingly light on feet . . . Powerful drive blocker . . . Could be called "1000-yard blocker" . . . Paved way for Carolina's 1,000-yard rushers Kelvin Bryant, Tyrone Anthony and Ethan Horton . . . In three years as starter, UNC running backs have rushed for 7,692 yards . . . Major factor in Carolina setting school total offense record of 4,860 yards in '83 . . . Climaxed senior campaign by being named to Hula, Japan Bowl all-star classics . . . Earned ACC Player-of-the-Week honors vs. Wake Forest in '82 . . . Named to Football News' All-Bowl Squad in '81 for superb performance in Gator Bowl vs. Arkansas . . . Also earned first team sophomore All-America honors selected by Football News and Blue Chips Magazine . . . Played TE and DT at Washington and Lee High . . . All-District as a sophomore and junior . . . All-State as a senior . . . Lettered three times in track, once in wrestling . . . Holds school records for shot put and discus . . . Took first place in shot in '78 district meet . . . Won district wrestling championship in '79; finished fourth in state tourney . . . Majored in geography . . . Born January 11, 1962 . . . Hometown is Arlington, VA.

ROUND 2.

"Boomer" Esiason QB 23 6-4 210 Maryland

First quarterback selected in 1984 NFL draft . . . Highly-regarded passer who made many All-America teams . . . Career totals: 461 completions of 850 attempts for .542 percentage, 6259 yards, 42 TD passes, 27 interceptions . . . Most prolific and celebrated passer in Maryland history . . . Starting signal caller in 31 of last 32 regular season contests . . . Southpaw passer has flourished last two years under imaginative offense of coach Bobby Foss . . . Engineered multiple pro-style offense predicated on balance between pass and run . . . Set 17 Terrapin offensive records, seven career marks, six season records and four single game marks . . . Established career marks for most pass attempts (850), completions (461), yardage (6259), touchdown passes (42), and net yards (6081) . . . '83 Highlights: Led Terps to 8-4 record, ACC Championship, and Citrus Bowl appearance . . . Passer efficiency rating of 133.2 ranked second in ACC, 14th in Division 1-A, Second in ACC . . . Averaged 229 yards per game total offense . . . Second in ACC, 13th nationally . . . Named

ACC Offensive-Back-of-the-Week while directing Terps to 479 yards total offense in key 36-33 triumph over divisional rival Wake Forest . . . Selected ABC-TV Player-Of-The-Game and ACC Offensive Back-of-the-Week in 28-26 decision over third ranked North Carolina . . . 10-20-137-2 TD effort good enough to capture what turned out to be ACC Championship . . . Top performance came in 35-23 losing effort to third-ranked Auburn . . . Hit on 62% (23-37) of throws for school record 355 yards . . . Received ACC Offensive Back-of-the-Week honor for third time . . . Junior Summary: One of 12 finalists for Davey O'Brien National Quarterback Award . . . Washington Touchdown Club "Area College Player of the Year." . . . Runner-up for ACC Player-of-the-Week honors . . . Directed offense that topped in ACC in scoring with 32.1 points/game . . . Once again finished second in ACC with 130.2 passing efficiency rating, 13th overall in Division 1-A . . . Sophomore Year: Took over controls in week two after first and second string signal callers went out with injuries in opening game . . . Voted team MVP in games vs. North Carolina and Wake Forest . . . Threw for single game high 233 yards, one TD (16 of 32) came against Tar Heels . . . Successful on 14 of 22 attempts for 220 yards and two TDs in 45-33 win over Wake Forest . . . Received Maryland's "Outstanding Offensive Back" award during '81 campaign . . . Redshirted in '80 and quarterbacked J.V. to 3-0 season in '79 . . . Won all-state honors as quarterback/kicker at East Islip High . . . Three-year letterman in football, basketball and baseball . . . Four-year honor roll student received National Football Foundation Scholar-Athlete Award . . . Spends spare time working in the fight against cancer and visiting children's hospitals, most notably Baltimore's Johns Hopkins . . . Following '83 final home game, participated in "Dancers Against Cancer" dance marathon . . . Dedicated senior season to close high school friend killed in accident . . . Nickname "Boomer" derived from combination of two sources: kicker at Columbia University (father's school) was called Boomer, plus the fact that he kicked a great deal prior to birth . . . Communications major . . . Born April 17, 1961 . . . Hometown is East Islip, N.Y.

ROUND 3.

Stanford Jennings

RB 22 6-1 205 Furman

Furman's offensive backbone since '81 sophomore campaign . . . Strong runner with good upper body strength . . . Holds 10 school records in rushing and scoring . . . Led Southern Conference in rushing three consecutive years ('81-83) . . . Senior Summary: Rushed for school record 1260 yards on 180 attempts . . . Broke own school records with 13 TDs and seven 100-yard games . . . Finest performance came week three vs. Georgia Tech with 168 yards on 22 carries (one TD) . . . Followed with 153-yard output (12 carries) vs. Carson-Newman . . . Pounded Tennessee-Chattanooga 17 times for 165 yards (one TD) in week ten . . . Followed with 24 carries for 143 yards (two TDs) in finale vs. Citadel . . . Finished season ranked first in rushing, first in scoring, fifth in total offense in Southern Conference . . . Appeared in Blue-Gray Game, Senior Bowl, East-West Shrine Game . . . Selected Southern Conference Player-of-the-Year third straight time by Southern Conference Sports Media Association . . . '82 notes: Rushed for over 100 yards in six games . . . Finest showing — 159 yards on 16, two TDs (34, 8 yards) vs. Davidson . . . Coaches' selection for Player-of-the-Week vs. Appalachian State following 24 for 153 yard effort (one TD) . . . Rushed for 114 yards vs. Western Carolina (19 carries) and The Citadel (31 carries) . . . Romped for 150 yards vs. Marshall on 21 attempts, two TD plunges . . . Sophomore Highlights: Voted SCSMA Player-of-the-Week vs. Appalachian State (19 rushes for 163 yards) and Davidson (181 yards on seven attempts, 25.8 yard avg.) . . . Racked up 169 yards on 30 carries vs. James Madison . . . 12 TDs and 76 points were both school records . . . '80 Recap: Voted Most Valuable Freshman by coaches . . . Finest performance came week nine vs. Davidson with 20 carries for 100 yards, one TD (60 yards) . . . Rushed for nearly 1000 yards as senior at Summerville High . . . Carried 7.8 yard average en route to winning two state championships . . . All-State, All-Area, All-Region selection . . . Played on two state champion baseball teams . . . Majoring in Business . . . Hometown is Summerville, S.C. . . . Born March 12, 1962.

ROUND 4.**John Farley** RB 22 5-10 202 Cal State-Sacramento

"His quickness gives us another dimension," says Jim Anderson, Cincinnati running back coach . . . Excellent athlete . . . Blazing speed . . . Has gotten bigger and stronger . . . Ran 9.6 100-yard dash in high school . . . All-Northern California offensive player of the year in 1983 . . . UPI All American College Division . . . Rushed for 1078 yards on 195 attempts for an average of 5.5 per carry in 1983 . . . Averaged 98 yards per game rushing and scored 11 touchdowns . . . Top rusher in Division II football with 3862 yards in four seasons . . . Averaged more than five yards a carry during his college career . . . Probably the best football player ever at CSUS . . . Holds CSUS records for season rushing (1137 yards in '82), season scoring (90 points in '82, season TD's (15 in '82), career rushing (3862 in '80-'83), career scoring (204 points in '80-'83), career TD's (34 in '80-'83) and single game rushing (215 yards vs. Chico '80) . . . All-Conference first team in 1980, 1981, 1982 and 1983 . . . All-Coast honorable mention in 1981 and 1982 . . . Good receiver . . . Bench presses 320 pounds and runs a 4.4 40 and 9.6 100 . . . Number 11 of 13 children . . . Was All-City, All-Northern California and All-State in high school . . . Gained 980 yards in a little over half of his senior season before being injured . . . His coach, Bob Mattos, says, "Simply the best runner in Division II and the best player I've ever coached." . . . Born August 11, 1961 in Stockton, Calif . . . Major is computer science.

ROUND 5.**Barney Bussey** DB 21 6-0 195 South Carolina St.

Not on roster

ROUND 6.**Don Kern** TE 21 6-4 225 Arizona State

Rated in top 10 tight ends in draft by most scouts . . . "He's a very good blocker," according to Cincinnati tight end coach Joe Faragalli . . . Had a 23-game, 239-yard streak in six-game span last season . . . Aggressive . . . Good hands . . . Fine speed . . . Strong leaper and hustling style . . . Played two season at West Valley Junior College before entering Arizona State . . . Among top 20 Juco's in 1981 according to Sporting News . . . Graduate of Saratoga High School, Saratoga, Calif., where he earned four letters in football, two letters in track, and one each in wrestling and basketball . . . Majoring in liberal arts . . . Born August 25, 1962 . . . Hometown is Los Gatos, Calif.

ROUND 7.**Leo Barker** LB 24 6-1 221 New Mexico State

"He'll add depth and competition at the outside 'backer,'" says Bengals' linebacker coach Dick Selcer . . . Strong and quick outside linebacker . . . Good upper body strength . . . Hard hitter . . . Started for three years for New Mexico State . . . Born and raised in the Panama Canal Zone and enrolled at NMS on his first visit to the United States . . . Speaks three languages . . . Has played both inside and outside linebacker . . . Youngest of eight brothers and three sisters . . . Physical education major . . . Born November 7, 1959 . . . Hometown is Cristobal in the Panama Canal Zone.

ROUND 8.**Bruce Reimers** G 22 6-7 280 Iowa State

Another big man added to the Cincinnati Bengals' already mammoth forward wall . . . "He may be the meanest guy in the draft," said Jim McNally, Cincinnati's offensive line coach . . . Awesome physical specimen . . . Leader on Iowa State offensive line . . . All-Big Eight . . . Three-year starter . . . Started career as a defensive tackle . . . All-Iowa High School two years . . . Born September 18, 1960 . . . Hometown is Algona, Iowa.

ROUND 9.**Bruce Kozerski** T-C 22 6-4 275 Holy Cross

Excellent long snapper and a fine blocker . . . Big and strong . . . Fine speed . . . Excellent foot speed and mobility . . . Can play anywhere on the offensive line . . . Played tackle in his senior year . . . One of Holy Cross' best offensive linemen of all time . . . Has good leadership qualities . . . First team All-ECAC two years in a row . . . All-New England . . . Honorable mention All-America . . . National Honor Society student . . . All-Pennsylvania in high school . . . Physics major . . . Born April 2, 1962 . . . Hometown is Plains, Pa.

ROUND 10.**Aaron Jackson** LB 23 6-2 235 North Carolina

Played the outside linebacker post at North Carolina . . . Has great natural ability . . . Big and very strong . . . Has fine speed . . . Great explosion . . . Capable of making the big play . . . Good special teams player . . . Tight end, linebacker and running back at Bullis High School . . . All-metro and conference player of the year as a senior . . . Intercepted three passes that year, blocked four kicks, caused five fumbles and had 11 sacks . . . Earned two letters in football, basketball and track . . . Conference's top rebounder as a senior . . . Set school record in the 440-yard dash and also ran on 440-relay team . . . Majoring in psychology . . . Hometown is Washington, D.C. . . . Born March 16, 1961.

ROUND 10a.**Brent Ziegler** RB 23 5-11 227 Syracuse


Syracuse co-captain . . . Starter for the Orange since his sophomore season . . . Tough, durable back with excellent size, speed and strength . . . Team leader . . . Hard worker and enthusiastic . . . Hard-nosed runner and an excellent receiver . . . Averaged over four yards per carry during his college career . . . All East . . . Born January 21, 1961 . . . Hometown is West Islip, N.Y.

ROUND 11.**Steve McKeaver** RB 22 6-2 209 Central State-Oklahoma

Had an outstanding season in 1982 when he led Central State to a 10-2 season and the NAIA championship . . . McKeaver rushed for 773 yards on 135 attempts for a 5.7 average per try and rushed for 12 touchdowns . . . He also caught 10 passes for 145 yards and one touchdown . . . Hometown is Altus, Oklahoma.

ROUND 12.**Steve Racquet** LB 22 6-4 241 Holy Cross

Not on roster

**Pete Koch****Brian Blados****"Boomer" Esiason****Stanford Jennings****John Farley****Don Kern**



Leo Barker



Bruce Reimers



Bruce Kozerski



Aaron Jackson



Brent Ziegler



Steve McKeaver

SUPPLEMENTAL DRAFT

ROUND 1.

Wayne Peace

QB

23

6-1½

215

Florida

ROUND 2.

Bill Johnson

RB

22

6-1

218

Arkansas State

ROUND 3.

Tom Kilkenny

LB

23

6-2

237

Temple

BENGALS 1984 TRAINING CAMP NUMERICAL ROSTER

No.	Name	Pos.	Ht.	Wt.	Age	NFL	College
						Exp.	
3	Jim Breech	K	5-6	161	28	6	California
7	Boomer Esiason	QB	6-4	220	23	R	Maryland
11	Jeff Christensen	QB	6-3	202	24	2	Eastern Illinois
14	Ken Anderson	QB	6-3	212	35	14	Augustana, Ill.
15	Turk Schonert	QB	6-1	190	27	5	Stanford
16	John Vernasco	QB	6-2	200	23	R	Evansville
20	Ray Horton	CB	5-11	190	24	2	Washington
21	James Brooks	RB	5-10	182	26	4	Auburn
22	James Griffin	S	6-2	197	23	2	Middle Tennessee
23	Rodney Tate	RB	5-11	190	25	3	Texas
24	Brent Ziegler	RB	5-11	227	23	R	Syracuse
25	John Simmons	CB	5-11	192	26	4	SMU
26	Bobby Kemp	S	6-0	191	25	4	Cal-Fullerton
27	Bryan Hicks	S	6-0	192	27	4	McNeese
28	Larry Kinnebrew	RB	6-1	252	25	2	Tennessee State
29	Steve McKeaver	RB	6-2	209	24	R	Central St.-Okla.
31	Ralph Battle	S	6-2	205	23	R	Jacksonville State
32	Stanley Wilson	RB	5-10	210	23	2	Oklahoma
33	John Farley	RB	5-10	202	23	R	Cal State-Sacramento
34	Louis Breeden	CB	5-11	185	31	7	N.C. Central
35	Jimmy Turner	CB	6-0	187	25	2	UCLA
36	Stanford Jennings	RB	6-1	205	22	R	Furman
37	Robert Jackson	S	5-10	186	26	4	Central Michigan
40	Charles Alexander	RB	6-1	226	27	6	LSU
41	Robert Williams	RB	6-2	215	23	R	Washington
42	Clay Pickering	WR	6-5	215	23	R	Maine
43	Marlin Evans	LB	6-3	218	24	R	Indiana
44	Ray Griffin	CB	5-10	186	28	7	Ohio State
47	Steve Maidlow	LB	6-2	234	24	2	Michigan State
48	Andy Gibling	TE	6-4	234	23	2	Missouri
49	Guy Frazier	LB	6-2	221	25	4	Wyoming
50	Glenn Cameron	LB	6-2	228	31	10	Florida
51	Rick Razzano	LB	5-11	227	29	5	Virginia Tech
52	Dave Rimington	C	6-3	288	22	2	Nebraska
53	Leo Barker	LB	6-1	221	25	R	New Mexico State
55	Rick Hunley	LB	6-1	237	23	R	Arizona
56	Ron Simpkins	LB	6-1	235	26	4	Michigan
57	Reggie Williams	LB	6-0	228	30	9	Dartmouth
58	Aaron Jackson	LB	6-2	235	23	R	North Carolina
59	Jeff Schuh	LB	6-2	228	26	4	Minnesota
60	Blake Moore	C	6-5	267	26	5	Wooster
61	Jerry Boyarsky	NT	6-3	290	25	4	Pittsburgh
63	Don Swafford	T	6-8	280	27	R	Florida
64	Bruce Kozerski	C	6-4	275	22	R	Holy Cross
65	Max Montoya	G	6-5	275	28	6	UCLA
66	Jim Hannula	T	6-6	264	25	9	Northern Illinois
67	Gary Burley	DE	6-3	282	32	9	Pittsburgh
68	Mike Obrovac	G	6-6	275	29	4	Bowling Green
69	Tim Krumrie	NT	6-2	262	24	2	Wisconsin — Madison
70	Emanuel Weaver	NT	6-4	260	24	2	South Carolina
71	Pete Koch	DT	6-6	265	22	R	Maryland
72	Benn Musgrave	T	6-6	270	22	R	Iowa State
73	Eddie Edwards	DE	6-5	256	30	8	Miami, Fla.
74	Brian Blados	T	6-4	308	22	R	North Carolina
75	Bruce Reimers	T	6-7	280	24	R	Iowa State
76	Glen Collins	DE	6-6	265	25	3	Mississippi State
77	Mike Wilson	T	6-5	271	29	7	Georgia
78	Anthony Munoz	T	6-6	278	26	5	USC
79	Ross Browner	DE	6-3	261	30	7	Notre Dame
80	Cris Collinsworth	WR	6-5	192	25	3	Florida
81	David Verser	WR	6-1	202	26	4	Kansas
82	Rodney Holman	TE	6-3	232	24	3	Tulane
83	M.L. Harris	TE	6-5	238	30	5	Kansas State
84	Gary Williams	WR	6-2	215	25	1	Ohio State
85	Isaac Curtis	WR	6-1	192	34	12	San Diego State
86	Steve Kreider	WR	6-3	192	26	6	Lehigh
87	Pat McNally	P	6-6	212	31	9	Harvard
88	Mike Martin	WR	5-10	186	24	2	Illinois
89	Don Kern	TE	6-4	225	22	R	Arizona State
91	John Rico	WR	5-10	180	24	R	Cal State-Hayward
92	Rodney Achter	WR	6-2	195	23	R	Toledo
93	Jerry Jones	WR	6-2	198	23	R	Texas-El Paso
94	Stephan Benson	WR	5-10	170	23	R	Indiana
96	Gary Smith	G	6-2	265	24	R	Virginia Tech
97	Brian Pillman	LB	5-10	228	22	R	Miami, Ohio
98	Jack Helton	TE	6-3	239	26	R	Kent State

CINCINNATI BENGALS 1984 TENTATIVE DEPTH CHART (Draft choices, free agents not included)

OFFENSE


WR... 80 Cris Collinsworth, 86 Steve Kreider, 88 Mike Martin
 LT... 78 Anthony Munoz, 66 Jim Hannula
 LG... 68 Mike Obrovac, 60 Blake Moore
 C... 64 Dave Rimington, 60 Blake Moore
 RG... 65 Max Montoya, 60 Blake Moore
 RT... 77 Mike Wilson, 66 Jim Hannula
 TE... 83 M.L. Harris, 82 Rodney Holman, 48 Andy Gibler
 WR... 85 Isaac Curtis, 81 David Verser, 84 Gary Williams
 QB... 14 Ken Anderson, 15 Turk Schonert, 11 Jeff Christensen
 RB... 32 Stanley Wilson, 21 James Brooks, 23 Rodney Tate
 FB... 40 Charles Alexander, 28 Larry Kinnebrew

DEFENSE

LE... 73 Eddie Edwards, 67 Gary Burley
 NT... 61 Jerry Boyarsky, 69 Tim Krumrie, 70 Emanuel Weaver
 RE... 79 Ross Browner, 76 Glen Collins
 LOLB... 49 Guy Frazier, 59 Jeff Schuh
 LILB... 51 Rick Razzano, 47 Steve Maidlow
 RILB... 50 Glenn Cameron, 56 Ron Simpkins
 ROLB... 57 Reggie Williams, 59 Jeff Schuh
 LCB... 34 Louis Breeden, 44 Ray Griffin, 35 Jimmy Turner
 RCB... 20 Ray Horton, 25 John Simmons
 SS... 26 Bobby Kemp, 22 Jim Griffin
 FS... 37 Robert Jackson, 27 Bryan Hicks

SPECIALISTS

P... 87 Pat McNally
 K... 10 Jim Breech
 H... 86 Steve Kreider
 KO... 10 Jim Breech
 KR... 25 John Simmons, 81 David Verser, 23 Rodney Tate
 PR... 88 Mike Martin, 25 John Simmons
 KC... 64 Dave Rimington, 60 Blake Moore
 PC... 66 Jim Hannula, 64 Dave Rimington



DAVE RIMINGTON ADJUSTS HELMET.

BENGALS HISTORY

- 1965** Dec. 14 — Ohio Gov. James Rhodes, Paul Brown discuss possible franchise before Cincinnati business and civic leaders.
- 1966** Dec. 15 — Cincinnati City Council approves Riverfront Stadium on strength of Bengal franchise.
- 1967** Sept. 27 — Paul Brown group granted American Football League franchise for Cincinnati.
Oct. 27 — Paul Brown names new Cincinnati team Bengals.
Dec. 26 — Bengals obtain their first player — John Stofa — from the Miami Dolphins.
- 1968** Jan. 8 — Bengals select Wilmington College (Ohio) as training site.
Jan. 15-16 — Bengals receive 40 players in American Football League allocation draft.
Jan. 30 — Tennessee center Bob Johnson is Bengals first round draft choice.
July 5 — Bengals open first training camp at Wilmington College.
Aug. 3 — Bengals lose to Kansas City in first preseason game at Nippert Stadium before 21,862 fans.
Aug. 25 — Bengals score first victory by defeating the Pittsburgh Steelers, 19-3, in preseason game at Morgantown, W. Va.
Sept. 15 — Bengals score first regular season victory by defeating Denver, 24-10, in home opener.
Dec. 9 — Paul Robinson wins AFL rushing title with 1023 yards and is voted rookie of the year.
- 1969** Jan. 28 — Greg Cook, quarterback from the University of Cincinnati, is top draft choice.
Sept. 14 — Paul Brown achieves 300th career victory as Bengals defeat the Miami Dolphins.
Sept. 28 — Bengals upset Kansas City Chiefs, the eventual World Champions, 24-19.
Dec. 12 — Paul Brown voted AFL Coach of the Year; Bill Bergey, defensive rookie of the year; Greg Cook wins AFL passing championship.
- 1970** Jan. 27 — Mike Reid, Penn State defensive tackle, is top draft choice.
Feb. 25 — Bengals season ticket sale tops 40,000.
Aug. 8 — Bengals open play in Cincinnati's new Riverfront Stadium and defeat the Washington Redskins, 27-12, in pre-season game before 52,299 fans.
Aug. 29 — Bengals upset Cleveland Browns, 31-24, in pre-season game before crowd of 57,112 fans in Riverfront Stadium.
Sept. 20 — Bengals defeat Oakland Raiders, 31-21, in regular season opener.
Nov. 15 — Biggest sports crowd in Cincinnati history — 60,007 — watches Bengals trim Browns, 14-10.
Dec. 20 — Cincinnati wallops Boston, 45-7, to win the championship of the Central Division of the American Football Conference. A crowd of 60,157, largest sports gathering in Cincinnati history, watches Bengals wrap up title.
Dec. 26 — Bengals lose to Baltimore, 17-0, in AFC playoff game.
Dec. 30 — Paul Brown named Coach of the Year.
- 1971** Jan. 28 — Vernon Holland, offensive tackle from Tennessee State, is top draft choice.
June 15 — Bengals' season ticket sale reaches 54,000.
Sept. 11 — Bengals wind up preseason undefeated with 5-0-1 record.

Sept. 19 — Cincinnati opens regular season play with crushing 37-14 victory over the Philadelphia Eagles in Riverfront Stadium.

Oct. 17 — Bengals lose thriller to Cleveland, 27-24, before 60,284 fans, biggest sports crowd in Cincinnati history.

Nov. 28 — Bengals notch first shutout in club's history by whipping San Diego 31-0.

Dec. 30 — Mike Reid named to defensive tackle position on all-AFC team.

1972 Feb. 1 — Sherman White, defensive end from California, is number one draft choice for Cincinnati.

June 15 — Bengals' season ticket sale reaches 54,000.

Sept. 3 — Bengals defeat Browns, 27-21, before 84,816 fans at Ohio Stadium in Columbus in first professional football game ever played at Ohio State University.

Dec. 17 — Bengals set club all-time scoring high by walloping Houston, 61-17, in season finale at Houston.

Dec. 21 — Mike Reid voted all-pro defensive tackle.

1973 Jan. 30 — Isaac Curtis, wide receiver from San Diego State, is first round draft choice of Bengals.

June 15 — Bengals wallop Houston, 24-10, in home opener at Riverfront Stadium.

Dec. 2 — Bengals shut out Minnesota Vikings, 27-0, in Riverfront. It's the first time Vikings have been blanked in 162 games.

Dec. 16 — Bengals climax uphill fight to defeat Houston 27-24 in Astrodome and win American Football Conference's Central Division title for the second time in four years.

Dec. 23 — Bengals lose to defending NFL champion Miami Dolphins, 34-18, in AFC Playoff Game played in the Orange Bowl.

1974 Jan. 10 — Boobie Clark named AFC rookie-of-the-year.

Jan. 10 — Wide receiver Bob Trumpy and defensive tackle Mike Reid named to Pro Bowl squad.

Jan. 29 — Defensive tackle Bill Kollar of Montana State is Bengals' number one draft choice in 1974.

April 25 — Bengals' season ticket sale reaches 54,000.

Sept. 15 — Bengals open regular season with 33-7 victory over Cleveland.

1975 Jan. 20 — Isaac Curtis, Tom Casanova and Lemar Parrish represent Cincinnati on AFC Pro Bowl team.

Jan. 28 — Glenn Cameron, linebacker from University of Florida, is Bengals' first round draft choice.

Aug. 2 — Bengals make first appearance in Pro Football Hall of Fame Game at Canton, Ohio, meeting the Washington Redskins.

Sept. 21 — Bengals trim Cleveland, 24-17, in opener and embark on a six-game winning streak.

Nov. 17 — Cincinnati defeats Buffalo, 33-24, in first regular season Monday Night television game at Riverfront.

Dec. 21 — Cincinnati wallows San Diego, 47-14, to post 11-3 season, the club's best ever, and earn berth in the NFL Playoffs.

Dec. 24 — Quarterback Ken Anderson named Dodge-NFL Man-of-the-Year.

Dec. 28 — Oakland eliminates Bengals, 31-28, in hard-fought playoff game.

Dec. 30 — Wide receiver Isaac Curtis, defensive back Lemar Parrish and quarterback Ken Anderson named to AFC Pro Bowl team.

1976 Jan. 1 — Paul Brown retires after 41 seasons in brilliant coaching career and names Bill Johnson, one of his assistants for

eight years, head coach of the Bengals. Brown continues as general manager, vice president and an owner of the Bengals. April 8 — Oklahoma wide receiver Billy Brooks is Bengals' first choice in 1976 college draft. Running back Archie Griffin, two-time Heisman Trophy winner from Ohio State, is also selected in first round by Cincinnati.

Sept. 12 — Bengals open 1976 regular season with 17-7 win over the Denver Broncos at Riverfront and give Bill Johnson his first victory as a head coach.

Sept. 17 — Quarterback Ken Anderson goes over 2000 career passing attempts and becomes top alltime percentage passer.

Dec. 21 — Wide receiver Isaac Curtis, cornerback Lemar Parrish, middle linebacker Jim LeClair, defensive end Coy Bacon and safety Tom Casanova named to AFC Pro Bowl team.

Dec. 28 — Cornerback Ken Riley and Casanova named to Associated Press All-Pro team.

1977 Jan. 11 — Quarterback Ken Anderson selected to play for the AFC in the Pro Bowl game.

May 3 — Eddie Edwards defensive tackle from the University of Miami, Fla., is first-round draft choice of the Bengals. Cincinnati also takes defensive tackle Wilson Whitley, University of Houston, and tight end Mike Cobb, Michigan State, in first round.

Dec. 13 — Cornerback Lemar Parrish, defensive end Coy Bacon and safety Tom Casanova voted to AFC Pro Bowl squad.

1978 May 2 — Ross Browner, defensive lineman from Notre Dame, is first round draft choice of the Bengals. Center Blair Bush, Washington, is second player selected by Cincinnati in the first round.

Oct. 2 — Homer Rice replaces Bill Johnson as head coach of the Bengals.

Oct. 29 — Bengals snap eight-game losing streak, longest in club's history, by belting Houston, 28-13.

Dec. 17 — Cincinnati finishes season with three straight victories over Atlanta, Los Angeles and Cleveland.

Dec. 19 — Homer Rice rehired as head coach.

1979 May 3 — Jack Thompson, Washington State quarterback, is Bengals' No. 1 draft choice. Charles Alexander, running back from LSU, is second player selected by Cincinnati in first round. Dec. 17 — Homer Rice and his assistants are terminated with Bengals.

Dec. 28 — Forrest Gregg named head coach of the Cincinnati Bengals.

1980 April 29 — Anthony Munoz, offensive tackle from Southern California, is the Bengals' No. 1 draft choice.

1981 April 9 — Bengals unveil new uniform. Helmet, jersey and pants are tiger-striped.

April 28 — David Verser, a wide receiver from Kansas, is Cincinnati's No. 1 draft choice. Wide receiver Cris Collinsworth of Florida is Bengals' second selection.

1981 Sept. 6 — Bengals open 1981 season with thrilling 27-21 victory over Seattle behind heroics of reserve quarterback Turk Schonert.

Dec. 6 — Bengals set new home regular season attendance mark of 422,430 for eight games.

Dec. 13 — Cincinnati downs Pittsburgh, 17-10, to win American Football Conference Central Division championship.

Dec. 20 — Bengals edge Atlanta 30-28 to end season with best ever record of 12-4, also best mark in AFC in 1981.

- 1982** Jan. 3 — Cincinnati topples Buffalo 28-21 in AFC Divisional Playoff Game at Riverfront Stadium in the first NFL playoff game ever hosted by Cincinnati.
- Jan. 5 — Forrest Gregg named AFC Coach of the Year.
- Jan. 6 — Ken Anderson selected NFL player of the year and named to all All-Pro teams selected.
- Jan. 10 — Forrest Gregg's Bengals win first AFC championship by beating San Diego, 27-7, at Riverfront in nine below zero temperature. Wind-chill factor is minus 59. Ken Anderson leads NFL in passing with 98.5 rating.
- Jan. 24 — In Super Bowl XVI, the Bengals trailed the San Francisco 49ers 20-0 at halftime. A big second half rally fell short and the 49ers won 26-21.
- April 29 — Bengals select defensive lineman Glen Collins of Mississippi State in first round of 1982 draft. South Carolina's Emanuel Weaver, a nose tackle, is the second pick.
- Sept. 12 — Cincinnati opens regular season with 26-7 victory over Houston.
- Sept. 19 — Bengals lose 26-20 to Pittsburgh in overtime thriller at Three Rivers Stadium in Pittsburgh.
- Sept. 21 — National Football League Players Association strike begins.
- Nov. 16 — National Football League Players Association strike ends.
- Dec. 26 — Bengals clinch playoff berth with 24-10 victory over Seattle.
- 1983** Jan. 2 — Cincinnati downs Houston, 35-27, to end regular season with a 7-2 record.
- Jan. 9 — Bengals fall to the New York Jets, 44-17, in first round of Super Bowl Tournament.
- Jan. 5 — Four Bengals — quarterback Ken Anderson, wide receiver Cris Collinsworth, tackle Anthony Munoz and Dan Ross voted to AFC Pro Bowl team.
- April 26 — Dave Rimington, 6-3, 293-pound All-America center from Nebraska, is the Cincinnati Bengals' number one draft choice. Cornerback Ray Horton of Washington is the Bengals' second round choice.
- Sept. 4 — Bengals open season with 20-10 loss to the Los Angeles Raiders before 50,956 fans at Riverfront Stadium.
- Dec. 11 — Ken Riley, 15-year veteran at cornerback for Cincinnati, announces retirement and is honored at halftime of Bengals-Lions game by the team and fans.
- Dec. 15 — Bengals' offensive tackle Anthony Munoz and wide receiver Cris Collinsworth named to AFC Pro Bowl squad.
- Dec. 17 — Cincinnati loses 20-14 to Minnesota to wind up season with a 7-9 record.
- Dec. 24 — Forrest Gregg resigns as Cincinnati head coach to accept the head coaching position at Green Bay.
- Dec. 28 — Sam Wyche, former Bengals' quarterback and Indiana University coach, is named head coach of the Cincinnati Bengals. Dick LeBeau, Bengals' defensive backfield coach, is appointed defensive coordinator. Bruce Coslet, wide receiver coach, and Jim McNally, offensive line coach, are retained on staff.
- 1984** May 1 — Ricky Hunley, All-American linebacker from Arizona, is the Bengals' first selection in the 1984 National Football League draft. Defensive lineman Peter Koch, Maryland, is Cincinnati's second first round choice, and offensive lineman Brian Blados, North Carolina, is the team's third first round pick.

A FINAL LOOK AT 1983

The Cincinnati Bengals remained in the playoff picture until the final two weeks of the 1983 season despite losing six of their first seven games.

The Bengals were forced to play without quarterback Ken Anderson, who suffered a neck injury in the fourth game, during much of the early going.

The Bengals' fortunes turned at midseason with a 28-21 victory over the Cleveland Browns.

Cincinnati then embarked on a winning streak with verdicts over Cleveland, Green Bay and Houston before faltering to Kansas City.

The Bengals won three of their last five, defeating Houston for the second time, Pittsburgh and Detroit while losing to Miami and Minnesota.

During the final nine weeks of the 1983 season the Bengals were 6-3 but the damage had been done earlier and a 7-9 record fell short of the playoffs.

Sam Wyche, former Bengal quarterback and head coach at Indiana University last season, was named head coach of the Cincinnati Bengals on December 28. Wyche succeeded Forrest Gregg who had resigned to become head coach of the Green Bay Packers.

A game-by-game synopsis of the 1983 season follows:

LOS ANGELES RAIDERS 20, CINCINNATI 10

September 4 at Riverfront Stadium, Attendance 50,956

The Los Angeles Raiders, eventual Super Bowl XVIII champions, trimmed the Cincinnati Bengals, 20-10, in a 1983 National Football League opening game.

The Raiders took an early 17-0 lead on a pair of touchdowns by Marcus Allen and field goal by Chris Bahr and never faltered.

Cincinnati's only touchdown came in the final minute of the game on a nine-yard pass from Ken Anderson to tight end M.L. Harris.

	1	2	3	4	FINAL
LOS ANGELES RAIDERS	7	10	0	3	20
CINCINNATI BENGALS	0	0	3	7	10

Raiders—Allen 1 run (Bahr kick)

Raiders—Allen 1 run (Bahr kick)

Raiders—FG Bahr 38

Bengals—FG Breech 36

Raiders—FG Bahr 39

Bengals—Harris 9 pass from Anderson (Breech kick)

BUFFALO BILLS 10, CINCINNATI BENGALS 6

September 11 at Riverfront Stadium, Attendance 46,839

The Buffalo Bills dealt the Cincinnati Bengals a heartbreaking 10-6 setback during the second week of National Football League action.

The stiff Buffalo defense stopped the Bengals on the one-yard line in the waning minutes of the game to preserve the victory. The loss was the second straight for Cincinnati.

	1	2	3	4	FINAL
BUFFALO BILLS	0	3	7	0	10
CINCINNATI BENGALS	0	3	0	3	6

Buffalo—FG Steinfort 28

Cincinnati—FG Breech 30

Buffalo—Butler 14 pass from Ferguson (Steinfort kick)

Cincinnati—FG Breech 47

CLEVELAND BROWNS 17, CINCINNATI BENGALS 7

September 15 at Municipal Stadium, Cleveland,
Attendance 79,700

The Bengals dropped their third game in a row when they fell to the Cleveland Browns, 17-7.

The Browns took an early 10-0 lead and never surrendered it, although the Bengals cut it to 10-7 before halftime on Larry Kinnebrew's 1-yard plunge and Jim Breech's extra point.

Ken Anderson was 26 of 40 passes for 207 yards, but the Browns came up with two interceptions. Wide receiver Cris Collinsworth had six receptions for 83 yards.

	1	2	3	4	OT	FINAL
CINCINNATI BENGALS	0	7	0	0	0	7
CLEVELAND BROWNS	7	3	7	0	0	17

Browns—Newsome 19 pass from Sipe (M. Bahr kick)

Browns—FG M. Bahr 19

Bengals—Kinnebrew 1 run (Breech kick)

Browns—Pruitt 1 run (M. Bahr kick)

CINCINNATI BENGALS 23, TAMPA BAY BUCS 17

September 25 at Tampa Stadium, Attendance 56,023

The Cincinnati Bengals shut down a last minute Tampa Bay drive to preserve a hard-fought 23-17 victory and snap a three-game losing streak.

Defensive back Ray Griffin was the man of the hour as he intercepted ex-Bengal Jack Thompson's pass on the Cincinnati 24 and ran it out to the 48 with 1:30 remaining to seal the verdict.

On Tampa Bay's first play from scrimmage in the game, Cincinnati's veteran cornerback Ken Riley intercepted a Thompson pass and raced 34 yards for a touchdown. Thompson completed 30 of 40 passes for 316 yards and a touchdown but three Bengal interceptions (the other by Robert Jackson) did him and the Bucs in.

	1	2	3	4	OT	FINAL
CINCINNATI BENGALS	14	6	0	3	0	23
TAMPA BAY BUCS	0	7	3	7	0	17

Bengals—Riley 34 interception return (Breech kick)

Bengals—S. Wilson 4 pass from Anderson (Breech kick)

Bengals—Alexander 2 run (Breech kick)

Bucs—Owens 1 run (Capeece kick)

Bengals—FG Breech 24

Bucs—House 15 pass from Thompson (Capeece kick)

BALTIMORE COLTS 34, CINCINNATI BENGALS 31

October 2 at Riverfront Stadium, Attendance 48,104

The Baltimore Colts stormed back for 10 points in the fourth quarter to nip Cincinnati 34-31 in a game the Bengals seemed to have under control after three quarters.

Cincinnati held a 31-24 lead going into the fourth stanza but were unable to stave off the resurgent Colts.

Bengal quarterback Ken Anderson turned in his finest performance of the young season, completing 22 of 31 passes for 340 yards, three touchdowns and two interceptions. Cris Collinsworth caught nine passes for 216 yards and one touchdown. His nine receptions in a game tied a club record and the 216 reception yards set a mark.

The Bengals' total yardage was 397 to Baltimore's 264, but two interceptions and two lost fumbles more than made up the difference.

	1	2	3	4	OT	FINAL
BALTIMORE COLTS	7	7	10	10	0	34
CINCINNATI BENGALS	10	14	7	0	0	31

Bengals—FG Breech 19

Colts—Moore 9 run (Allegre kick)

Bengals—Harris 3 pass from Anderson (Breech kick)

Colts—McMillan 1 run (Allegre kick)

Bengals—Anderson 3 run (Breech kick)

Colts—McMillan 8 run (Allegre kick)

Bengals—Collinsworth 20 pass from Anderson (Breech kick)

Colts—FG Allegre 19

Colts—FG Allegre 53

Colts—Dickey 3 run (Allegre kick)

PITTSBURGH STEELERS 24, CINCINNATI 14

October 10 at Riverfront Stadium, Attendance 56,083

The opportunistic Pittsburgh Steelers turned two pass interceptions and a fumble recovery into touchdowns to bounce the Cincinnati Bengals 24-14 in a Monday night game.

The loss dropped the Bengals to 1-5 for the season.

Ron Johnson raced 34 yards with an interception for a TD and Harvey Clayton returned an errant Cincinnati aerial 70 yards to pay dirt in the fourth quarter. Early in the first quarter, Rick Woods picked up a Rodney Tate fumble and ran 38 yards for a six-pointer.

Cincinnati outgained Pittsburgh 281 to 168 but mistakes again cost the Bengals dearly.

Turk Schonert replaced Ken Anderson in the first quarter and completed 16 of 29 passes for 193 yards. He threw three interceptions.

Anderson suffered a neck injury which would sideline him for the next three games.

	1	2	3	4	OT	FINAL
PITTSBURGH STEELERS	7	3	0	14	0	24
CINCINNATI BENGALS	0	14	0	0	0	14

Steelers — Woods 38 fumble recovery (Anderson kick)

Steelers — FG Anderson 35

Bengals — Johnson 1 run (Breech kick)

Bengals — Griffin 41 interception return (Breech kick)

Steelers — Johnson 34 interception (Anderson kick)

Steelers — Clayton 70 interception (Anderson kick)

DENVER BRONCOS 24, CINCINNATI BENGALS 17

October 16 at Mile High Stadium, Attendance 74,305

The Denver Broncos sent the Cincinnati Bengals tumbling to their sixth loss in seven starts, 24-17, in a hard-fought battle to the very end.

Turk Schonert, in relief for the injured Ken Anderson, completed 20 of 33 passes for 290 yards and had one interception. Cris Collinsworth caught seven passes for 149 yards.

Rookie cornerback Ray Horton came up with an eye-popping interception and returned it 55 yards for a touchdown to tie the score 17-17 in the third quarter.

Denver's Rick Parros caught a seven-yard pass from Steve DeBerg to settle the issue in the final quarter. Cincinnati drove to the Bronco 20-yard line in the final seconds but failed to cash in.

	1	2	3	4	OT	FINAL
CINCINNATI BENGALS	7	3	7	0	0	17
DENVER BRONCOS	7	3	7	0	0	24

Broncos — Preston 3 run (Karlis kick)

Bengals — Alexander 3 run (Breech kick)

Bengals — FG Breech 35

Broncos — FG Karlis 31

Broncos — Parros 3 run (Karlis kick)

Bengals — Horton 55 interception return (Breech kick)

Broncos — Parros 7 pass (Karlis kick)

CINCINNATI BENGALS 28, CLEVELAND BROWNS 21

October 23 at Riverfront Stadium, Attendance 50,047

Ken Riley intercepted a pass and returned it 42 yards for a touchdown in the fourth quarter to give the Cincinnati Bengals a thrilling 28-21 victory over the Cleveland Browns and end a three-game losing streak.

Cleveland held a 21-14 lead going into the fourth quarter, but the rugged Bengal defense then put the stops on the Browns. Meanwhile, the Bengals tied the game on Charles Alexander's four-yard scamper with about 12 minutes remaining. Then came Riley's theft of a Brian Sipe pass with nine minutes to play.

	1	2	3	4	OT	FINAL
CLEVELAND BROWNS	0	14	7	0	0	21
CINCINNATI BENGALS	0	7	7	14	0	28

Bengals — Johnson 1 run (Breech kick)
 Browns — Newsome 5 pass from Sipe (M. Bahr kick)
 Browns — Jones 8 pass from Sipe (M. Bahr kick)
 Bengals — Schonert 1 run (Breech kick)
 Browns — Newsome 17 pass from Sipe (M. Bahr kick)
 Bengals — Alexander 4 run (Breech kick)
 Bengals — Riley 42 interception return (Breech kick)

CINCINNATI BENGALS 34, GREEN BAY PACKERS 14

October 30 at Riverfront Stadium, Attendance 53,349

Pete Johnson and Turk Schonert provided the offensive heroics and the defense did the rest as the Cincinnati Bengals made it two in an row with a 34-14 thumping of the Green Bay Packers.

Johnson eclipsed the 100-yard rushing standard when he battered his way for 112 yards on 26 attempts. Two of his carries resulted in touchdowns. He also caught five Turk Schonert passes for 53 yards.

Schonert completed 20 of 29 passes for 290 yards and two touchdowns, one a two-yard toss to Cris Collinsworth and the other a 10-yard shot to Steve Kreider.

The Bengals roared to a 27-7 halftime margin. Cincinnati had 464 total yards while limiting Green Bay to 283 and only 73 rushing.

	1	2	3	4	OT	FINAL
GREEN BAY PACKERS	7	0	7	0	0	14
CINCINNATI BENGALS	6	21	0	7	0	34

Bengals — Johnson 1 run (Breech kick failed)
 Packers — Dickey 1 run (Stenerud kick)
 Bengals — Johnson 5 run (Breech kick)
 Bengals — Schonert 4 run (Breech kick)
 Bengals — Collinsworth 2 pass from Schonert (Breech kick)
 Packers — Coffman 11 pass from Ellis (Stenerud kick)
 Bengals — Krieder 10 pass from Schonert (Breech kick)

CINCINNATI BENGALS 55, HOUSTON OILERS 14

November 6 at the Astrodome, Attendance 39,706

The Bengals ran their winning streak to three as they thoroughly thrashed the Houston Oilers, 55-14, in their biggest offensive outpouring in recent seasons.

Ken Anderson returned to action at quarterback and fired a 14-yard TD pass to Cris Collinsworth; Pete Johnson rushed for three touchdowns and rookie Stanley Wilson accounted for 99 yards on 17 attempts and scored a TD.

The Bengals made good use of seven Houston turnovers — four fumbles and three pass interceptions. Linebacker Reggie Williams returned a fumble recovery 59 yards for a touchdown.

	1	2	3	4	OT	FINAL
CINCINNATI BENGALS	24	10	14	7	0	55
HOUSTON OILERS	0	0	0	14	0	14

Bengals — Johnson 5 run (Breech kick)
 Bengals — Collinsworth 14 pass from Anderson (Breech kick)
 Bengals — FG Breech 44
 Bengals — Johnson 1 run (Breech kick)
 Bengals — Johnson 1 run (Breech kick)
 Bengals — FG Breech 29
 Bengals — Wilson 1 run (Breech kick)
 Bengals — Williams 59 fumble return (Breech kick)
 Oilers — Smith 21 pass from Luck (Kempf kick)
 Bengals — Kinnebrew 3 run (Breech kick)
 Oilers — C. Brown 1 run (Kempf kick)

KANSAS CITY CHIEFS 20, CINCINNATI BENGALS 15

November 13 at Arrowhead Stadium, Attendance 44,711

The Kansas City Chiefs ended the Cincinnati Bengals' three-game winning streak 20-15 on the passing of Bill Kenney and a defense which sacked quarterback Ken Anderson seven times.

Kenney ran for one touchdown and accounted for another on a 20-yard pass to Willie Scott. The other scores came on two field goals and two extra points from Nick Lowery.

Cris Collinsworth caught seven Anderson passes for 116 yards and one TD.

	1	2	3	4	OT	FINAL
CINCINNATI BENGALS	3	3	3	6	0	15
KANSAS CITY CHIEFS	3	10	7	0	0	20

Chiefs — FG Lowery 36

Bengals — FG Breech 23

Chiefs — Kenney 1 run (Lowery kick)

Bengals — FG Breech 31

Chiefs — FG Lowery 43

Bengals — FG Breech 23

Chiefs — Scott 21 pass from Kenney (Lowery kick)

Bengals — Collinsworth 3 pass from Anderson (Breech kick failed)

CINCINNATI BENGALS 38, HOUSTON OILERS 10

November 20 at Riverfront Stadium, Attendance 11,952

The Bengals trampled the Houston Oilers 38-10, in a near replay of a game between the two teams two weeks earlier to hike their season record to 5-7.

Pete Johnson was the bulwark of the Bengal attack, rushing for a career high 137 yards and two touchdowns. Ken Anderson was as sharp as a razor on 10 or 15 passes for 177 yards and three for touchdowns. Dan Ross took two passes for TDs and Cris Collinsworth was the recipient for a third.

	1	2	3	4	OT	FINAL
HOUSTON OILERS	3	0	0	7	0	10
CINCINNATI BENGALS	17	21	0	0	0	38

Bengals — Ross 16 pass from Anderson (Breech kick)

Oilers — FG Kempf 34

Bengals — Collinsworth 45 pass from Anderson (Breech kick)

Bengals — FG Breech 26

Bengals — Johnson 12 run (Breech kick)

Bengals — Johnson 10 run (Breech kick)

Bengals — Ross 1 pass from Anderson (Breech kick)

Oilers — Arnold 14 pass from Luck (Kempf kick)

MIAMI DOLPHINS 38, CINCINNATI BENGALS 14

November 23 at the Orange Bowl, Attendance 74,506

The Cincinnati Bengals fell victim to rookie quarterback sensation Dan Marino and the Miami Dolphins, 38-14, in a Monday Night football game.

Marino connected on three touchdown passes on two aerials to Mark Duper and another to Johnson.

Ken Anderson threw the football for a gaudy 342 yards on 23 of 36 completions in a losing cause. One of Anderson's strikes was to veteran wide receiver Isaac Curtis good for 80 yards and a TD. Curtis had four receptions for 114 yards for the evening.

The loss tumbled the Bengals season record to 5-8 and all but eliminated any playoff hopes.

	1	2	3	4	OT	FINAL
CINCINNATI BENGALS	0	14	0	0	0	14
MIAMI DOLPHINS	7	10	7	14	0	38

Dolphins — Duper 7 pass from Marino (Von Schamann kick)

Dolphins — Nathan 1 run (Von Schamann kick)

Bengals — Durtis 80 pass from Anderson (Breech kick)

Dolphins — FG Von Schamann 47

Bengals — Johnson 1 run (Breech kick)

Dolphins — Duper 15 pass from Marino (Von Schamann kick)

Dolphins — Johnson 3 pass from Marino (Von Schamann kick)

Dolphins — Franklin 5 run (Von Schamann kick)

CINCINNATI BENGALS 23, PITTSBURGH STEELERS 10

December 4 at Three Rivers Stadium Attendance 55,832

The Cincinnati Bengals, led by Pete Johnson, turned in one of their best performances of the season and whipped the Pittsburgh Steelers, AFC Central Division leaders, 23-10.

Johnson rushed for 126 yards and two touchdowns and Jim Breech kicked three field goals.

Cincinnati's top ranked defense limited the Steelers to 88 yards passing and only 84 yards rushing. Meanwhile, the Bengals piled up 350 total yards — 195 rushing and 150 passing.

The victory gave the Bengals a 6-8 record heading into the final two games of the season.

	1	2	3	4	OT	FINAL
CINCINNATI BENGALS	14	3	3	3	0	23
PITTSBURGH STEELERS	0	3	0	7	0	10

Bengals — Johnson 1 run (Breech kick)

Bengals — Johnson 16 run (Breech kick)

Bengals — FG Breech 19

Steelers — FG Anderson 48

Bengals — FG Breech 27

Steelers — Harris 29 pass from Stoudt (Anderson kick)

Bengals — FG Breech 32

CINCINNATI BENGALS 17, DETROIT LIONS 9

December 11 at Riverfront Stadium, Attendance 45,728

It was "Ken Riley Day" at Riverfront and he and his Cincinnati Bengal teammates made things perfect for him with a 17-9 victory over the Detroit Lions.

Riley, who announced his retirement following the season after playing for 15 years with the Bengals, was honored at half-time by the team. At this point, he was the NFL's leading active pass interceptor with 61. He also was fourth on the alltime interception list.

Pete Johnson again rushed for more than 100 yards, gaining 118 yards on 26 carries and two touchdowns. The two TDs gave him 14 for the season.

Ken Anderson and Turk Schonert shared the quarterback duties and completed 10 of 26 passes for 132 yards.

	1	2	3	4	OT	FINAL
DETROIT LIONS	0	6	3	0	0	9
CINCINNATI BENGALS	7	7	3	0	0	17

Bengals — Johnson 1 run (Breech kick)

Bengals — Johnson 2 run (Breech kick)

Lions — FG Murray 54

Lions — FG Murray 37

Bengals — FG Breech 28

Lions — FG Murray 29

MINNESOTA VIKINGS 20, CINCINNATI BENGALS 14

December 17 at the Metrodome, Attendance 51,565

The Cincinnati Bengals hopes for a season-ending .500 record were dashed by the upstart Minnesota Vikings, 20-14, in the final regular season game of 1983.

The Vikings exploded for two touchdowns in the final quarter to take the verdict away from the injury-riddled Bengals.

Ken Riley, the Bengals' retiring cornerback, had a pair of pass interceptions to lift his career total to 64, fourth on the alltime list.

Steve Kreider was another Cincinnati bright spot with nine receptions for 109 yards. Cincinnati closed out the 1983 campaign with a 7-9 record.

	1	2	3	4	OT	FINAL
CINCINNATI BENGALS	0	7	7	0	0	14
MINNESOTA VIKINGS	7	0	0	13	0	20

CINCINNATI BENGALS REGULAR SEASON RESULTS

WON 113, LOST 115, TIED 1

1968 (3-11-0)

Head Coach: Paul Brown

BENGALS	OPP.	BENGALS	OPP.
13 @ San Diego	29	10 @ Oakland	31
24 Denver	10	17 Houston	27
34 Buffalo	23	9 Kansas City	16
10 San Diego	31	38 @ Miami	21
7 @ Denver	10	0 Oakland	34
3 @ Kansas City	13	14 @ Boston	33
22 Miami	24	22 @ New York Jets	27

1969 (4-9-1)

Head Coach: Paul Brown

BENGALS	OPP.	BENGALS	OPP.
27 Miami	21	31 Oakland	17
34 San Diego	20	31 @ Houston	31
24 Kansas City	19	14 Boston	25
14 @ San Diego	21	7 @ New York Jets	40
7 New York Jets	21	13 @ Buffalo	16
23 Denver	30	17 @ Oakland	37
22 @ Kansas City	42	16 @ Denver	27

1970 (8-6-0)

Head Coach: Paul Brown

BENGALS	OPP.	BENGALS	OPP.
31 Oakland	21	14 Cleveland	10
3 @ Detroit	38	34 Pittsburgh	7
13 Houston	20	26 New Orleans	6
27 @ Cleveland	30	17 @ San Diego	14
19 Kansas City	27	30 @ Houston	20
0 @ Washington	20	45 Boston	7
10 @ Pittsburgh	21	0 @ Baltimore*	17
43 @ Buffalo	14	*AFC Playoff Game	

1971 (4-10-0)

Head Coach: Paul Brown

BENGALS	OPP.	BENGALS	OPP.
37 Philadelphia	14	6 Atlanta	9
10 @ Pittsburgh	21	24 @ Denver	10
17 @ Green Bay	20	28 Houston	13
13 Miami	23	31 San Diego	0
24 @ Cleveland	27	27 Cleveland	31
27 @ Oakland	31	13 Pittsburgh	21
6 @ Houston	10	21 @ New York Jets	35

1972 (8-6-0)

Head Coach: Paul Brown

BENGALS	OPP.	BENGALS	OPP.
31 @ New England	7	17 @ Pittsburgh	40
15 Pittsburgh	10	14 Oakland	20
6 @ Cleveland	27	19 Baltimore	20
21 Denver	10	13 @ Chicago	3
23 @ Kansas City	16	13 New York Giants	10
12 @ Los Angeles	15	24 Cleveland	27
30 Houston	7	61 @ Houston	17

1973 (10-4-0)

Head Coach: Paul Brown

BENGALS	OPP.	BENGALS	OPP.
10 @ Denver	28	10 @ Dallas	38
24 Houston	10	16 @ Buffalo	13
20 @ San Diego	13	20 New York Jets	14
10 @ Cleveland	17	42 St. Louis	24
19 Pittsburgh	7	27 Minnesota	0

14	Kansas City	6	34	Cleveland	17
13 @	Pittsburgh	20	27 @	Houston	24
			16 @	Miami*	34
			*AFC Playoff Game		

1974 (7-7-0)

Head Coach: Paul Brown

BENGALS		OPP.	BENGALS		OPP.
33	Cleveland	7	24 @	Baltimore	14
17	San Diego	20	17	Pittsburgh	10
21 @	San Francisco	3	3 @	Houston	20
28	Washington	17	33	Kansas City	6
34 @	Cleveland	24	3 @	Miami	24
27 @	Oakland	30	19	Detroit	23
21	Houston	34	3 @	Pittsburgh	27

1975 (11-3-0)

Head Coach: Paul Brown

BENGALS		OPP.	BENGALS		OPP.
24	Cleveland	17	33	Buffalo	24
21 @	New Orleans	0	23 @	Cleveland	35
21 @	Houston	19	23	Houston	19
27	New England	10	31 @	Philadelphia	0
14	Oakland	10	14 @	Pittsburgh	35
21 @	Atlanta	14	47	San Diego	17
24	Pittsburgh	30	28 @	Oakland	31
17 @	Denver	16	*AFC Playoff Game		

1976 (10-4-0)

Head Coach: Bill Johnson

BENGALS		OPP.	BENGALS		OPP.
17	Denver	7	21	Cleveland	6
27 @	Baltimore	28	20	Los Angeles	12
28	Green Bay	7	31	Houston	27
45 @	Cleveland	24	27 @	Kansas City	24
21	Tampa Bay	0	3	Pittsburgh	7
6 @	Pittsburgh	23	20 @	Oakland	35
27 @	Houston	7	42 @	New York Jets	3

1977 (8-6-0)

Head Coach: Bill Johnson

BENGALS	OPP.	BENGALS	OPP.
3	Cleveland 13	10 @	Cleveland 7
42	Seattle 20	10@	Minnesota 42
3 @	San Diego 24	23	Miami 17
17 @	Green Bay 7	30	N.Y. Giants 13
14 @	Pittsburgh 20	27 @	Kansas City 7
13	Denver 24	17	Pittsburgh 10
13	Houston 10	16 @	Houston 21

1978 (4-12-0)

Head Coach: Bill Johnson (0-5), Homer Rice (4-7)

BENGALS		OPP.	BENGALS		OPP.
23	Kansas City	24	28	Houston	13
10 @	Cleveland*	13	13 @	San Diego	22
3	Pittsburgh	28	21	Oakland	34
18	New Orleans	20	6 @	Pittsburgh	7
12 @	San Francisco	28	10 @	Houston	17
0 @	Miami	21	37	Atlanta	7
3	New England	10	20 @	Los Angeles	19
0 @	Buffalo	5	48	Cleveland	16
*Overtime					

1979 (4-12-0)

Head Coach: Homer Rice

BENGALS		OPP.	BENGALS		OPP.
0 @	Denver	10	37	Philadelphia	14
24 @	Buffalo	51	28 @	Baltimore	38
14	New England	20	24	San Diego	26
27	Houston*	30	21 @	Houston	42
13 @	Dallas	38	34	St. Louis	28

34	Pittsburgh	10	14 @ Washington	28
27 @	Cleveland	28	16 Cleveland	12
*Overtime				

*Overtime

1980 (6-10-0)

Head Coach: Forrest Gregg

BENGALS	OPP.	BENGALS	OPP.
12 Tampa Bay	17	14 San Diego	31
16 @ Miami	17	17 @ Oakland	28
30 Pittsburgh	28	0 Buffalo	14
10 Houston	13	7 @ Cleveland	31
9 @ Green Bay	14	20 @ Kansas City	6
17 @ Pittsburgh	16	34 Baltimore	33
14 Minnesota	0	17 @ Chicago*	14
3 @ Houston	23	24 Cleveland	27
*Overtime			

*Overtime

1981 (12-4-0)

Head Coach: Forrest Gregg

BENGALS	OPP.	BENGALS	OPP.		
27	Seattle	21	34	Houston	21
31 @	New York Jets	30	40 @	San Diego	17
17	Cleveland	20	24	Los Angeles	10
27	Buffalo†	24	38	Denver	21
10 @	Houston	17	41 @	Cleveland	21
41 @	Baltimore	19	3	San Francisco	21
34	Pittsburgh	7	17 @	Pittsburgh	10
7 @	New Orleans	17	30 @	Atlanta	28
†Overtime			27	Buffalo*	21
*AFC Playoff Game			27	San Diego**	7
AFC Championship Game			21	San Francisco*	26
***Super Bowl XVI					

1982 (7-2-0)

Head Coach: Forrest Gregg

BENGALS	OPP.	BENGALS	OPP.
27	Houston 7	34 @	San Diego 50
20 @	Pittsburgh <input type="checkbox"/> 26	24	Seattle 10
18 @	Philadelphia 14	35 @	Houston 27
31	L.A. Raiders 14	17	New York Jets* 44
20 @	Baltimore 17	<input type="checkbox"/>	Overtime
23	Cleveland 10		
*Super Bowl Tournament Game			

*Super Bowl Tournament Game

1983 (7-9-0)

Head Coach: Forrest Gregg

BENGALS		OPP.	BENGALS		OPP.
10	L.A. Raiders	20	34	Green Bay	14
6	Buffalo	10	55 @	Houston	14
7 @	Cleveland	17	15 @	Kansas City	20
23 @	Tampa Bay	17	38	Houston	10
31	Baltimore	34	14 @	Miami	38
14	Pittsburgh	24	23 @	Pittsburgh	10
17 @	Denver	24	17	Detroit	9
28	Cleveland	21	14 @	Minnesota	20

POST SEASON RESULTS WON 2, LOST 5

1970

AFC Divisional Playoff

0 at Baltimore

1975

AFC Divisional Playoff

28 at Oakland

1981

AFC Championship Game

27 San Diego

1983

AFC Playoff Game

17 New York Jets

1973

AFC Divisional Playoff

16 at Miami

1981

AFC Divisional Playoff

28 Buffalo

1982

Super Bowl

21 San Francisco

at Pontiac, Mich.

CINCINNATI PRESEASON RESULTS

WON 44, LOST 37, TIED 2

1968 (2-3-0)

BENGALS	OPP.
14 Kansas	38
13 @ Denver	15
6 Buffalo	10
19 *Pittsburgh	3
13 New York Jets	9

* at Morgantown, W. Va.

** at Memphis, Tenn.

1969 (3-2-0)

BENGALS	OPP.
13 Boston	21
7 **Kansas City	20
28 Miami	21
23 @ Pittsburgh	13
13 Denver	10

* at Bowling Green, Ohio

** at Jackson, Miss.

1970 (2-3-1)

BENGALS	OPP.
27 Washington	12
10 @ Miami	20
20 @ St. Louis	41

BENGALS	OPP.
31 Cleveland	24
10 *Green Bay	10
14 Detroit	31
* at Milwaukee	

1971 (5-0-1)

BENGALS	OPP.
27 @ Miami	10
31 @ Detroit	24
20 Pittsburgh	13

BENGALS	OPP.
22 St. Louis	21
27 Green Bay	24
17 @ Washington	17

1972 (3-3-0)

BENGALS	OPP.
14 @ Green Bay	24
28 Detroit	20
17 Miami	35

BENGALS	OPP.
34 @ Philadelphia	20
27 *Cleveland	21
14 Atlanta	44
* at Columbus, Ohio	

1973 (4-2-0)

BENGALS	OPP.
13 @ Miami	14
45 Philadelphia	21
6 *Cleveland	24
* at Columbus, Ohio	

BENGALS	OPP.
17 @ Detroit	10
31 Atlanta	20
13 Green Bay	10

1974 (4-2-0)

BENGALS	OPP.
9 Miami	13
35 Philadelphia	21
13 @ Atlanta***	7
*** Overtime	

* at Columbus, Ohio

BENGALS	OPP.
27 Detroit	14
17 *Cleveland	21
24 **Green Bay	26
** at Milwaukee, Wis.	

1975 (4-3-0)

BENGALS	OPP.
9 *Washington	17
3 @ Miami	7
38 @ Buffalo	28
27 Green Bay	10

* Hall of Fame Game at Canton, Ohio

BENGALS	OPP.
20 @ Philadelphia	30
22 @ Detroit	14
21 New Orleans	0

1976 (4-2-0)

BENGALS	OPP.
23 @ Green Bay	17
31 Buffalo	10
26 Detroit	14

BENGALS	OPP.
17 @ Minnesota	21
10 @ New Orleans	13
24 @ Tampa Bay	13

1977 (5-1-0)

BENGALS	OPP.
20 @ Green Bay	23
45 Tampa Bay	0
17 @ Detroit	14

BENGALS	OPP.
33 @ St. Louis	9
26 Minnesota	7
17 *Green Bay	14
* at Milwaukee	

1979 (2-2-0)

BENGALS	OPP.
40 @ Detroit	28
20 Green Bay	5

BENGALS	OPP.
13 @ Chicago	17
13 Tampa Bay	24

1979 (2-2-0)			
BENGALS	OPP.	BENGALS	OPP.
40 @ Detroit	28	13 @ Chicago	17
20 Green Bay	5	13 Tampa Bay	24
1980 (1-3-0)			
BENGALS	OPP.	BENGALS	OPP.
6 @ Detroit	17	14 @ Tampa Bay	20
21 Chicago	3	10 Detroit	15
1981 (2-2-0)			
BENGALS	OPP.	BENGALS	OPP.
24 @ Tampa Bay	17	21 @ Chicago	24
30 @ Detroit	21	20 Denver	24
1982 (1-3-0)			
BENGALS	OPP.	BENGALS	OPP.
20 @ Kansas City	26	23 @ Detroit	27
27 @ Green Bay*	41	28 Washington	21
* at Milwaukee			
1983 (0-4-0)			
BENGALS	OPP.	BENGALS	OPP.
7 Kansas City	24	17 New York Jets	20
23 @ Washington	27	7 @ Detroit	34
* Overtime			



GENERAL MANAGER PAUL BROWN INTRODUCES
HEAD COACH SAM WYCHE AT MEDIA CONFERENCE

BENGALS 1984 PRESEASON OPPONENTS

NEW YORK JETS

August 4 at New York Jets

BENGALS-JETS PRESEASON SERIES

(1-1-0)

YEAR	SITE	SCORE
1968	Memphis, Tenn.	Cincinnati 13, New York Jets 9
1983	Cincinnati	New York Jets 20, Cincinnati 17*
	*Overtime	

TAMPA BAY BUCS

August 11 at Tampa Bay

BENGALS-BUCS PRESEASON SERIES

(3-3-0)

YEAR	SITE	SCORE
1976	Tampa Bay	Cincinnati 24, Tampa Bay 13
1977	Cincinnati	Cincinnati 45, Tampa Bay 0
1978	Tampa Bay	Tampa Bay 17, Cincinnati 0
1979	Cincinnati	Tampa Bay 24, Cincinnati 13
1980	Tampa Bay	Tampa Bay 20, Cincinnati 14
1981	Tampa Bay	Cincinnati 24, Tampa Bay 17

CHICAGO BEARS

August 18 at Chicago

BENGALS-BEARS PRESEASON SERIES

(4-1-0)

YEAR	SITE	SCORE
1977	Chicago	Cincinnati 24, Chicago 6
1978	Cincinnati	Cincinnati 27, Chicago 3
1979	Chicago	Chicago 17, Cincinnati 13
1980	Cincinnati	Cincinnati 21, Chicago 3
1981	Chicago	Cincinnati 24, Chicago 21

DETROIT LIONS

August 24 at Cincinnati

BENGALS-LIONS PRESEASON SERIES

(9-5-0)

YEAR	SITE	SCORE
1970	Cincinnati	Detroit 31, Cincinnati 14
1971	Detroit	Cincinnati 31, Detroit 24
1972	Cincinnati	Cincinnati 28, Detroit 20
1973	Detroit	Cincinnati 17, Detroit 10
1974	Cincinnati	Cincinnati 27, Detroit 14
1975	Detroit	Cincinnati 22, Detroit 14
1976	Cincinnati	Cincinnati 26, Detroit 14
1977	Detroit	Cincinnati 17, Detroit 13
1978	Cincinnati	Detroit 14, Cincinnati 10
1979	Detroit	Cincinnati 40, Detroit 28
1980	Cincinnati	Detroit 15, Cincinnati 10
1981	Cincinnati	Cincinnati 30, Detroit 21
1982	Cincinnati	Detroit 27, Cincinnati 23
1983	Detroit	Detroit 34, Cincinnati 7

BENGALS 1984 REGULAR SEASON OPPONENTS

DENVER BRONCOS

September 2 at Denver

BENGALS-BRONCOS SERIES

(6-7-0)

YEAR	SITE	SCORE
1968	Cincinnati	Cincinnati 24, Denver 10

1968	Denver	Denver 10, Cincinnati 7
1969	Cincinnati	Denver 30, Cincinnati 23
1969	Denver	Denver 27, Cincinnati 16
1971	Denver	Cincinnati 24, Denver 10
1972	Cincinnati	Cincinnati 21, Denver 10
1973	Denver	Denver 28, Cincinnati 10
1975	Denver	Cincinnati 17, Denver 16
1976	Cincinnati	Cincinnati 17, Denver 7
1977	Cincinnati	Denver 24, Cincinnati 13
1979	Denver	Denver 10, Cincinnati 0
1981	Cincinnati	Cincinnati 38, Denver 21
1983	Denver	Denver 24, Cincinnati 17

KANSAS CITY CHIEFS

September 9 at Cincinnati

BENGALS-CHIEFS SERIES

(7-7-0)

YEAR	SITE	SCORE
1968	Kansas City	Kansas City 13, Cincinnati 3
1968	Cincinnati	Kansas City 16, Cincinnati 9
1969	Cincinnati	Cincinnati 24, Kansas City 19
1969	Kansas City	Kansas City 42, Cincinnati 22
1970	Cincinnati	Kansas City 27, Cincinnati 19
1972	Kansas City	Cincinnati 23, Kansas City 16
1973	Cincinnati	Cincinnati 14, Kansas City 6
1974	Cincinnati	Cincinnati 33, Kansas City 6
1976	Kansas City	Cincinnati 27, Kansas City 24
1977	Kansas City	Cincinnati 27, Kansas City 7
1978	Cincinnati	Kansas City 24, Cincinnati 23
1979	Cincinnati	Kansas City 10, Cincinnati 7
1980	Kansas City	Cincinnati 20, Kansas City 6
1983	Kansas City	Kansas City 20, Cincinnati 16

NEW YORK JETS

September 16 at New York Jets

BENGALS-JETS SERIES

(3-5-0)

YEAR	SITE	SCORE
1968	New York	New York Jets 27, Cincinnati 22
1969	Cincinnati	New York Jets 21, Cincinnati 7
1969	New York	New York Jets 41, Cincinnati 7
1971	New York	New York Jets 35, Cincinnati 21
1973	Cincinnati	Cincinnati 20, New York Jets 14
1976	New York	Cincinnati 42, New York Jets 3
1981	New York	Cincinnati 31, New York Jets 30
1982	Cincinnati*	New York Jets 44, Cincinnati 17

*AFC Playoff Game

LOS ANGELES RAMS

September 23 at Cincinnati

BENGALS-RAMS SERIES

(3-1-0)

YEAR	SITE	SCORE
1972	Los Angeles	Los Angeles 15, Cincinnati 12
1976	Cincinnati	Cincinnati 20, Los Angeles 12
1978	Cincinnati	Cincinnati 20, Los Angeles 19
1981	Cincinnati	Cincinnati 24, Los Angeles 10

PITTSBURGH STEELERS

October 1 at Pittsburgh

November 11 at Cincinnati

BENGALS-STEELERS SERIES

(11-16-0)

YEAR	SITE	SCORE
1970	Pittsburgh	Pittsburgh 21, Cincinnati 10
1970	Cincinnati	Cincinnati 34, Pittsburgh 10

1971	Pittsburgh	Pittsburgh 21, Cincinnati 10
1971	Cincinnati	Pittsburgh 21, Cincinnati 13
1972	Cincinnati	Cincinnati 15, Pittsburgh 10
1972	Pittsburgh	Pittsburgh 40, Cincinnati 17
1973	Cincinnati	Cincinnati 19, Pittsburgh 7
1973	Pittsburgh	Pittsburgh 20, Cincinnati 13
1974	Cincinnati	Cincinnati 17, Pittsburgh 10
1974	Pittsburgh	Pittsburgh 27, Cincinnati 3
1975	Cincinnati	Pittsburgh 30, Cincinnati 26
1975	Pittsburgh	Pittsburgh 36, Cincinnati 14
1976	Pittsburgh	Pittsburgh 23, Cincinnati 6
1976	Cincinnati	Pittsburgh 7, Cincinnati 3
1977	Pittsburgh	Pittsburgh 20, Cincinnati 14
1977	Cincinnati	Cincinnati 17, Pittsburgh 10
1978	Cincinnati	Pittsburgh 28, Cincinnati 3
1978	Pittsburgh	Pittsburgh 7, Cincinnati 6
1979	Cincinnati	Cincinnati 34, Pittsburgh 10
1979	Pittsburgh	Pittsburgh 37, Cincinnati 17
1980	Cincinnati	Cincinnati 30, Pittsburgh 28
1980	Pittsburgh	Cincinnati 17, Pittsburgh 16
1981	Cincinnati	Cincinnati 34, Pittsburgh 7
1981	Pittsburgh	Cincinnati 17, Pittsburgh 10
1982	Pittsburgh*	Pittsburgh 26, Cincinnati 20
1983	Cincinnati	Pittsburgh 24, Cincinnati 14
1983	Pittsburgh	Cincinnati 23, Pittsburgh 10
	*Overtime	

HOUSTON OILERS

October 7 at Cincinnati

October 28 at Houston

BENGALS-OILERS SERIES

(17-12-1)

YEAR	SITE	SCORE
1968	Cincinnati	Houston 27, Cincinnati 17
1969	Houston	Cincinnati 31, Houston 31
1970	Cincinnati	Houston 20, Cincinnati 13
1970	Houston	Cincinnati 30, Houston 20
1971	Houston	Houston 10, Cincinnati 6
1971	Cincinnati	Cincinnati 28, Houston 13
1972	Cincinnati	Cincinnati 30, Houston 7
1972	Houston	Cincinnati 61, Houston 17
1973	Cincinnati	Cincinnati 24, Houston 10
1973	Houston	Cincinnati 27, Houston 24
1974	Cincinnati	Houston 34, Cincinnati 21
1974	Houston	Houston 20, Cincinnati 3
1975	Houston	Cincinnati 21, Houston 19
1975	Cincinnati	Cincinnati 23, Houston 19
1976	Houston	Cincinnati 27, Houston 7
1976	Cincinnati	Cincinnati 31, Houston 27
1977	Cincinnati	Cincinnati 13, Houston 10
1977	Houston	Houston 21, Cincinnati 16
1978	Cincinnati	Cincinnati 28, Houston 13
1978	Houston	Houston 17, Cincinnati 10
1979	Cincinnati*	Houston 30, Cincinnati 27
1979	Houston*	Houston 42, Cincinnati 21
1980	Cincinnati	Houston 13, Cincinnati 10
1980	Houston	Houston 23, Cincinnati 3
1981	Houston	Houston 17, Cincinnati 10
1981	Cincinnati	Cincinnati 34, Houston 21
1982	Cincinnati	Cincinnati 27, Houston 7
1982	Houston	Cincinnati 35, Houston 27
1983	Houston	Cincinnati 55, Houston 14
1983	Cincinnati	Cincinnati 38, Houston 10
	*Overtime	

NEW ENGLAND PATRIOTS

October 14 at New England

BENGALS-PATRIOTS SERIES

(3-4-0)

YEAR	SITE	SCORE
1968	Boston	Boston 33, Cincinnati 14
1969	Cincinnati	Boston 25, Cincinnati 14
1970	Cincinnati	Cincinnati 45, Boston 7
1972	Foxboro, Mass.	Cincinnati 31, New England 7
1975	Cincinnati	Cincinnati 27, New England 10
1978	Cincinnati	New England 10, Cincinnati 3
1979	Cincinnati	New England 20, Cincinnati 14

CLEVELAND BROWNS

October 21 at Cincinnati

December 2 at Cleveland

BENGALS-BROWNS SERIES

(12-14-0)

YEAR	SITE	SCORE
1970	Cleveland	Cleveland 30, Cincinnati 27
1970	Cincinnati	Cincinnati 14, Cleveland 10
1971	Cincinnati	Cleveland 27, Cincinnati 24
1971	Cleveland	Cleveland 31, Cincinnati 27
1972	Cleveland	Cleveland 27, Cincinnati 6
1972	Cincinnati	Cleveland 27, Cincinnati 24
1973	Cleveland	Cleveland 17, Cincinnati 10
1973	Cincinnati	Cincinnati 34, Cleveland 17
1974	Cincinnati	Cincinnati 33, Cleveland 7
1974	Cleveland	Cincinnati 34, Cleveland 24
1975	Cincinnati	Cincinnati 24, Cleveland 17
1975	Cleveland	Cleveland 35, Cincinnati 23
1976	Cleveland	Cincinnati 45, Cleveland 24
1976	Cincinnati	Cincinnati 21, Cleveland 6
1977	Cincinnati	Cleveland 13, Cincinnati 3
1977	Cleveland	Cincinnati 10, Cleveland 7
1978	Cleveland*	Cleveland 13, Cincinnati 10
1978	Cincinnati	Cincinnati 48, Cleveland 16
1979	Cleveland	Cleveland 28, Cincinnati 27
1979	Cincinnati	Cincinnati 16, Cleveland 12
1980	Cleveland	Cleveland 31, Cincinnati 7
1980	Cincinnati	Cleveland 27, Cincinnati 24
1981	Cincinnati	Cleveland 20, Cincinnati 17
1981	Cleveland	Cincinnati 41, Cleveland 21
1982	Cincinnati	Cincinnati 23, Cleveland 10
1983	Cleveland	Cleveland 17, Cincinnati 7
1983	Cincinnati	Cincinnati 28, Cleveland 21

*Overtime

SAN FRANCISCO 49ers

November 4 at San Francisco

BENGALS-49ers SERIES

(1-3-0)

YEAR	SITE	SCORE
1974	San Francisco	Cincinnati 21, San Francisco 3
1978	San Francisco	San Francisco 28, Cincinnati 12
1981	Cincinnati	San Francisco 21, Cincinnati 3
1981	***Pontiac, Mich.	San Francisco 26, Cincinnati 21

***Super Bowl XVI

SEATTLE SEAHAWKS

November 18 at Cincinnati

BENGALS-SEAHAWKS SERIES

(3-0-0)

YEAR	SITE	SCORE
1977	Cincinnati	Cincinnati 42, Seattle 20
1981	Cincinnati	Cincinnati 27, Seattle 21
1982	Cincinnati	Cincinnati 24, Seattle 10

ATLANTA FALCONS

November 25 at Cincinnati

BENGALS-FALCONS SERIES

(3-1-0)

YEAR	SITE	SCORE
1971	Cincinnati	Atlanta 9, Cincinnati 6
1975	Atlanta	Cincinnati 21, Atlanta 14
1978	Cincinnati	Cincinnati 37, Atlanta 7
1981	Atlanta	Cincinnati 30, Atlanta 28

NEW ORLEANS SAINTS

December 9 at New Orleans

BENGALS-SAINTS SERIES

(2-2-0)

YEAR	SITE	SCORE
1970	Cincinnati	Cincinnati 26, New Orleans 6
1975	New Orleans	Cincinnati 21, New Orleans 0
1978	Cincinnati	New Orleans 20, Cincinnati 18
1981	New Orleans	New Orleans 17, Cincinnati 7

BUFFALO BILLS

December 16 at Cincinnati

BENGALS-BILLS SERIES

(7-5-0)

YEAR	SITE	SCORE
1968	Cincinnati	Cincinnati 34, Buffalo 23
1969	Buffalo	Buffalo 16, Cincinnati 13
1970	Buffalo	Cincinnati 43, Buffalo 14
1973	Buffalo	Cincinnati 16, Buffalo 13
1975	Cincinnati	Cincinnati 33, Buffalo 24
1978	Buffalo	Buffalo 5, Cincinnati 0
1979	Buffalo	Buffalo 51, Cincinnati 24
1980	Cincinnati	Buffalo 14, Cincinnati 0
1981	Cincinnati*	Cincinnati 27, Buffalo 24
1981	Cincinnati**	Cincinnati 27, Buffalo 21
1982	Cincinnati	Buffalo 10, Cincinnati 6

*Overtime

**AFC Playoff Game

BENGALS 1984 HALFTIME ENTERTAINMENT

August 24	Pride of Cincinnati Drum and Bugle Corps
September 9	University of Akron
September 23	Boardman High School
October 7	Cambridge High School
October 21	University of Kentucky
November 11	Otterbein College
November 18	Marshall University
November 25	Piqua High School
December 16	Princeton High School

1984 NFL PRESEASON SCHEDULE

(All Times Local)

FIRST WEEK

Fri., Aug. 3	*New York Giants at New England . . .	7:30 p.m.
Sat., Aug. 4	Atlanta at Minnesota	7:00 p.m.
	Buffalo at Seattle	7:30 p.m.
	Cincinnati at New York Jets	8:30 p.m.
	Colts at Miami	8:00 p.m.
	Green Bay at Dallas	8:00 p.m.
	Houston at Tampa Bay	8:00 p.m.
	Los Angeles Raiders at San Francisco	6:00 p.m.
	New Orleans at Kansas City	7:30 p.m.
	Philadelphia at Detroit	7:00 p.m.
	Pittsburgh at Cleveland	7:00 p.m.
	St. Louis at Chicago	6:00 p.m.
	Washington at Denver	7:00 p.m.

SECOND WEEK

Fri., Aug. 10	Kansas City at St. Louis	7:30 p.m.
	Los Angeles Raiders at Washington . .	8:00 p.m.
Sat., Aug. 11	Atlanta at New Orleans	7:00 p.m.
	Chicago vs. Green Bay at Milwaukee .	7:00 p.m.
	Cincinnati at Tampa Bay	8:00 p.m.
	Dallas at San Diego	6:00 p.m.
	Miami at Minnesota	7:00 p.m.
	New England at Buffalo	6:00 p.m.
	New York Giants at Colts	7:00 p.m.
	New York Jets at Houston	8:00 p.m.
	Philadelphia at Pittsburgh	6:00 p.m.
	San Francisco at Denver	7:00 p.m.
	Seattle at Detroit	7:00 p.m.
Mon., Aug. 13	Cleveland at Los Angeles Rams	7:00 p.m.

THIRD WEEK

Thurs. Aug. 16	Pittsburgh at Dallas (ABC-TV)	8:00 p.m.
Fri., Aug. 17	New England at Washington (NBC-TV)	8:00 p.m.
	St. Louis at Seattle	7:30 p.m.
Sat., Aug. 18	Cincinnati at Chicago	6:00 p.m.
	Cleveland at Kansas City	7:30 p.m.
	Colts at Denver	7:00 p.m.
	Detroit at Buffalo	6:00 p.m.
	Green Bay at Los Angeles Rams	7:00 p.m.
	New Orleans at Houston	8:00 p.m.
	New York Jets at New York Giants . . .	8:00 p.m.
	Philadelphia at Minnesota	7:00 p.m.
	San Francisco at San Diego (CBS-TV)	6:00 p.m.
	Tampa Bay at Atlanta	8:00 p.m.
Sun., Aug. 19	Miami at Los Angeles Raiders (NBC-TV)	1:00 p.m.

FOURTH WEEK

Thurs., Aug. 23	Cleveland at Philadelphia	7:00 p.m.
	San Diego at Los Angeles Rams	7:00 p.m.
Fri., Aug. 24	Denver at Atlanta	8:00 p.m.
	Detroit at Cincinnati	7:00 p.m.
	*Kansas City at New England	7:30 p.m.
	Miami at Tampa Bay	8:00 p.m.
	Minnesota at St. Louis	7:30 p.m.
	N.Y. Jets at L.A. Raiders (NBC-TV) . .	6:00 p.m.
	Seattle at San Francisco	6:00 p.m.
Sat., Aug. 25	Colts at Green Bay	7:00 p.m.
	Houston at Dallas (CBS-TV)	8:00 p.m.
	Pittsburgh at New York Giants	8:00 p.m.
	Washington at New Orleans	12:00 p.m.
Sun., Aug. 26	Chicago vs. Buffalo at Indianapolis . .	12:00 p.m. (CBS-TV)

*Date subject to change

1984 NATIONAL FOOTBALL LEAGUE SCHEDULE

(All times local)

(CBS-TV and NBC-TV doubleheader games to be determined)

SUNDAY, SEPTEMBER 2 (First Weekend)

KICKOFF

NBC-TV Doubleheader Week

1. Atlanta at New Orleans 12:00
2. Cincinnati at Denver 2:00
3. Cleveland at Seattle 1:00
4. Kansas City at Pittsburgh 1:00
5. Los Angeles Raiders at Houston 3:00
6. Miami at Washington 1:00
7. New England at Buffalo 1:00
8. New York Jets at Colts 4:00
9. Philadelphia at New York Giants 1:00
10. St. Louis at Green Bay 12:00
11. San Diego at Minnesota 12:00
12. San Francisco at Detroit 1:00
13. Tampa Bay at Chicago 12:00

MONDAY, SEPTEMBER 3

14. Dallas at Los Angeles Rams 6:00

THURSDAY, SEPTEMBER 6 (Second Weekend)

15. Pittsburgh at New York Jets 9:00

SUNDAY, SEPTEMBER 9

NBC-TV Doubleheader Week

16. Buffalo at St. Louis 12:00
17. Cleveland at Los Angeles Rams 1:00
18. Colts at Houston 3:00
19. Dallas at New York Giants 1:00
20. Denver at Chicago 12:00
21. Detroit at Atlanta 1:00
22. Green Bay at Los Angeles Raiders 1:00
23. Kansas City at Cincinnati 1:00
24. Minnesota at Philadelphia 1:00
25. New England at Miami 1:00
26. San Diego at Seattle 1:00
27. Tampa Bay at New Orleans 12:00

MONDAY, SEPTEMBER 10

28. Washington at San Francisco 6:00

SUNDAY, SEPTEMBER 16 (Third Weekend)

CBS-TV Doubleheader Week

29. Atlanta at Minnesota 12:00
30. Chicago at Green Bay 12:00
31. Cincinnati at New York Jets 1:00
32. Denver at Cleveland 9:00
33. Detroit at Tampa Bay 4:00
34. Houston at San Diego 1:00
35. Los Angeles Raiders at Kansas City 12:00
36. Los Angeles Rams at Pittsburgh 4:00
37. New Orleans at San Francisco 1:00
38. New York Giants at Washington 4:00
39. Philadelphia at Dallas 3:00
40. St. Louis at Colts 1:00
41. Seattle at New England 1:00

MONDAY, SEPTEMBER 17

42. Miami at Buffalo 9:00

SUNDAY, SEPTEMBER 23 (Fourth Weekend)

CBS-TV Doubleheader Week

43. Chicago at Seattle 1:00
44. Colts at Miami 4:00
45. Green Bay at Dallas 3:00
46. Houston at Atlanta 1:00
47. Kansas City at Denver 2:00
48. Los Angeles Rams at Cincinnati 1:00
49. Minnesota at Detroit 1:00
50. New York Jets at Buffalo 1:00

51. Pittsburgh at Cleveland	1:00
52. St. Louis at New Orleans	12:00
53. San Francisco at Philadelphia	1:00
54. Tampa Bay at New York Giants	4:00
55. Washington at New England	1:00

MONDAY, SEPTEMBER 24

56. San Diego at Los Angeles Raiders	6:00
--------------------------------------	------

SUNDAY, SEPTEMBER 30 (Fifth Weekend)

CBS-TV Doubleheader Week

57. Atlanta at San Francisco	1:00
58. Buffalo at Colts	1:00
59. Cleveland at Kansas City	12:00
60. Dallas at Chicago	12:00
61. Detroit at San Diego	1:00
62. Green Bay at Tampa Bay	4:00
63. Los Angeles Raiders at Denver	2:00
64. Miami at St. Louis	12:00
65. New England at New York Jets	1:00
66. New Orleans at Houston	3:00
67. New York Giants at Los Angeles Rams	1:00
68. Philadelphia at Washington	4:00
69. Seattle at Minnesota	12:00

MONDAY, OCTOBER 1

70. Cincinnati at Pittsburgh	9:00
------------------------------	------

SUNDAY, OCTOBER 7 (Sixth Weekend)

NBC-TV Doubleheader Week

71. Atlanta at Los Angeles Rams	1:00
72. Denver at Detroit	1:00
73. Houston at Cincinnati	4:00
74. Miami at Pittsburgh	1:00
75. Minnesota at Tampa Bay	1:00
76. New England at Cleveland	1:00
77. New Orleans at Chicago	12:00
78. New York Jets at Kansas City	12:00
79. Philadelphia at Buffalo	1:00
80. St. Louis at Dallas	12:00
81. San Diego at Green Bay	3:00
82. Seattle at Los Angeles Raiders	1:00
83. Washington at Colts	1:00

MONDAY, OCTOBER 8

84. San Francisco at New York Giants	9:00
--------------------------------------	------

SUNDAY, OCTOBER 14 (Seventh Weekend)

CBS-TV Doubleheader Week

85. Buffalo at Seattle	1:00
86. Chicago at St. Louis	12:00
87. Cincinnati at New England	1:00
88. Colts at Philadelphia	1:00
89. Dallas at Washington	4:00
90. Houston at Miami	1:00
91. Los Angeles Rams at New Orleans	12:00
92. Minnesota at Los Angeles Raiders	1:00
93. New York Giants at Atlanta	1:00
94. New York Jets at Cleveland	1:00
95. Pittsburgh at San Francisco	1:00
96. San Diego at Kansas City	12:00
97. Tampa Bay at Detroit	1:00

MONDAY, OCTOBER 15

98. Green Bay at Denver	7:00
-------------------------	------

SUNDAY, OCTOBER 21 (Eighth Weekend)

NBC-TV Doubleheader Week

99. Chicago at Tampa Bay	1:00
100. Cleveland at Cincinnati	1:00
101. Denver at Buffalo	1:00
102. Detroit at Minnesota	12:00
103. Kansas City at New York Jets	4:00

104.	Los Angeles Raiders at San Diego	1:00
105.	Miami at New England	1:00
106.	New Orleans at Dallas	9:00
107.	New York Giants at Philadelphia	1:00
108.	Pittsburgh at Colts	1:00
109.	San Francisco at Houston	3:00
110.	Seattle vs. Green Bay at Milwaukee	12:00
111.	Washington at St. Louis	12:00

MONDAY, OCTOBER 22

112.	Los Angeles Rams at Atlanta	9:00
------	-----------------------------	------

SUNDAY, OCTOBER 28 (Ninth Weekend)

CBS-TV Doubleheader Week

113.	Atlanta at Pittsburgh	4:00
114.	Buffalo at Miami	4:00
115.	Cincinnati at Houston	12:00
116.	Colts at Dallas	12:00
117.	Denver at Los Angeles Raiders	1:00
118.	Detroit at Green Bay	12:00
119.	Minnesota at Chicago	12:00
120.	New Orleans at Cleveland	1:00
121.	New York Jets at New England	1:00
122.	St. Louis at Philadelphia	1:00
123.	San Francisco at Los Angeles Rams	1:00
124.	Tampa Bay at Kansas City	12:00
125.	Washington at New York Giants	4:00

MONDAY, OCTOBER 29

126.	Seattle at San Diego	6:00
------	----------------------	------

SUNDAY, NOVEMBER 4 (Tenth Weekend)

NBC-TV Doubleheader Week

127.	Cincinnati at San Francisco	1:00
128.	Cleveland at Buffalo	1:00
129.	Green Bay at New Orleans	12:00
130.	Houston at Pittsburgh	1:00
131.	Kansas City at Seattle	1:00
132.	Los Angeles Raiders at Chicago	12:00
133.	Los Angeles Rams at St. Louis	3:00
134.	Miami at New York Jets	4:00
135.	New England at Denver	2:00
136.	New York Giants at Dallas	12:00
137.	Philadelphia at Detroit	1:00
138.	San Diego at Colts	1:00
139.	Tampa Bay at Minnesota	12:00

MONDAY, NOVEMBER 5

140.	Atlanta at Washington	9:00
------	-----------------------	------

SUNDAY, NOVEMBER 11 (Eleventh Weekend)

CBS-TV Doubleheader Week

141.	Buffalo at New England	1:00
142.	Chicago at Los Angeles Rams	1:00
143.	Colts at New York Jets	1:00
144.	Dallas at St. Louis	12:00
145.	Denver at San Diego	1:00
146.	Detroit at Washington	1:00
147.	Houston at Kansas City	12:00
148.	Minnesota vs. Green Bay at Milwaukee	12:00
149.	New Orleans at Atlanta	1:00
150.	New York Giants at Tampa Bay	4:00
151.	Philadelphia at Miami	1:00
152.	Pittsburgh at Cincinnati	1:00
153.	San Francisco at Cleveland	1:00

MONDAY, NOVEMBER 12

154.	Los Angeles Raiders at Seattle	6:00
------	--------------------------------	------

SUNDAY, NOVEMBER 18 (Twelfth Weekend)

NBC-TV Doubleheader Week

155.	Cleveland at Atlanta	1:00
156.	Dallas at Buffalo	1:00

157.	Detroit at Chicago	12:00
158.	Kansas City at Los Angeles Raiders	1:00
159.	Los Angeles Rams vs. Green Bay at Milwaukee	12:00
160.	Miami at San Diego	1:00
161.	Minnesota at Denver	2:00
162.	New England at Colts	1:00
163.	New York Jets at Houston	3:00
164.	St. Louis at New York Giants	1:00
165.	Seattle at Cincinnati	1:00
166.	Tampa Bay at San Francisco	1:00
167.	Washington at Philadelphia	1:00

MONDAY, NOVEMBER 19

168.	Pittsburgh at New Orleans	8:00
------	---------------------------	------

THURSDAY, NOVEMBER 22 (Thirteenth Weekend) (Thanksgiving Day)

169.	Green Bay at Detroit	12:30
170.	New England at Dallas	3:00

SUNDAY, NOVEMBER 25

CBS-TV Doubleheader Week

171.	Atlanta at Cincinnati	1:00
172.	Buffalo at Washington	1:00
173.	Chicago at Minnesota	3:00
174.	Colts at Los Angeles Raiders	1:00
175.	Houston at Cleveland	1:00
176.	Kansas City at New York Giants	1:00
177.	Los Angeles Rams at Tampa Bay	1:00
178.	Philadelphia at St. Louis	12:00
179.	San Diego at Pittsburgh	1:00
180.	San Francisco at New Orleans	3:00
181.	Seattle at Denver	2:00

MONDAY, NOVEMBER 26

182.	New York Jets at Miami	9:00
------	------------------------	------

THURSDAY, NOVEMBER 29 (Fourteenth Weekend)

183.	Washington at Minnesota	9:00
------	-------------------------	------

SUNDAY, DECEMBER 2

NBC-TV Doubleheader Week

184.	Cincinnati at Cleveland	1:00
185.	Colts at Buffalo	1:00
186.	Dallas at Philadelphia	1:00
187.	Denver at Kansas City	12:00
188.	Detroit at Seattle	1:00
189.	Los Angeles Raiders at Miami	4:00
190.	New Orleans at Los Angeles Rams	1:00
191.	New York Giants at New York Jets	1:00
192.	Pittsburgh at Houston	12:00
193.	St. Louis at New England	1:00
194.	San Francisco at Atlanta	1:00
195.	Tampa Bay at Green Bay	12:00

MONDAY, DECEMBER 3

196.	Chicago at San Diego	6:00
------	----------------------	------

SATURDAY, DECEMBER 8 (Fifteenth Weekend)

197.	Buffalo at New York Jets	12:30
198.	Minnesota at San Francisco	1:00

SUNDAY, DECEMBER 9

CBS-TV Doubleheader Week

199.	Atlanta at Tampa Bay	1:00
200.	Cincinnati at New Orleans	12:00
201.	Cleveland at Pittsburgh	1:00
202.	Green Bay at Chicago	12:00
203.	Houston at Los Angeles Rams	1:00
204.	Miami at Colts	1:00
205.	New England at Philadelphia	1:00
206.	New York Giants at St. Louis	12:00
207.	San Diego at Denver	2:00

208. Seattle at Kansas City	12:00
209. Washington at Dallas	3:00

MONDAY, DECEMBER 10

210. Los Angeles Raiders at Detroit	9:00
---	------

FRIDAY, DECEMBER 14 (Sixteenth Weekend)

211. Los Angeles Rams at San Francisco	6:00
--	------

SATURDAY, DECEMBER 15

212. Denver at Seattle	1:00
213. New Orleans at New York Giants	12:30

SUNDAY, DECEMBER 16

NBC-TV Doubleheader Week

214. Buffalo at Cincinnati	1:00
215. Chicago at Detroit	1:00
216. Cleveland at Houston	12:00
217. Colts at New England	1:00
218. Green Bay at Minnesota	12:00
219. Kansas City at San Diego	1:00
220. New York Jets at Tampa Bay	1:00
221. Philadelphia at Atlanta	4:00
222. Pittsburgh at Los Angeles Raiders	1:00
223. St. Louis at Washington	1:00

MONDAY, DECEMBER 17

224. Dallas at Miami	9:00
----------------------------	------



VETERAN RUNNING BACK CHARLES ALEXANDER

BENGALS INDIVIDUAL RECORDS

(REGULAR SEASON)

SCORING

	Total Points	
Career	549 Horst Muhlmann	1969-74
	420 Pete Johnson	1977-83
	318 Isaac Curtis	1973-
	316 Chris Bahr	1976-79
	292 Jim Breech	1980-

Season	115 Jim Breech	1981
	111 Horst Muhlmann	1972
	108 Horst Muhlmann	1970
	96 Pete Johnson	1981
	94 Horst Muhlmann	1973

Game	19 Horst Muhlmann, Nov. 8, 1970 at Buffalo
	19 Horst Muhlmann, Dec. 17, 1972 at Houston
	18 (Multiple tie/9 occurrences)

	Total Touchdowns	
Career	70 Pete Johnson	1977-83
	53 Isaac Curtis	1973-
	35 Bob Trumpy	1968-77
	29 Essex Johnson	1968-75
	27 Boobie Clark	1973-78

Season	16 Pete Johnson	1981
	15 Pete Johnson	1979
	10 Isaac Curtis	1974
	10 Stan Fritts	1975
	9 Paul Robinson	1968
	9 Bob Trumpy	1969
	9 Isaac Curtis	1973

Game	3 (Multiple tie/9 occurrences; first accomplished by Paul Robinson, Nov. 17, 1968 at Miami; most recently by Pete Johnson, Nov. 6, 1983 at Houston)
-------------	---

	Rushing Touchdowns	
Career	64 Pete Johnson	1977-83
	25 Boobie Clark	1973-78
	20 Ken Anderson	1971-
	19 Paul Robinson	1968-72
	18 Essex Johnson	1968-75

Season	14 Pete Johnson	1979
	14 Pete Johnson	1983
	12 Pete Johnson	1981
	8 Paul Robinson	1968
	8 Stan Fritts	1975

Game	3 Paul Robinson, Nov. 17, 1968 at Miami
	3 Pete Johnson, Nov. 6, 1983 at Houston
	2 (Multiple tie/32 occurrences)

	Reception Touchdowns	
Career	53 Isaac Curtis	1973-
	35 Bob Trumpy	1968-77
	14 Cris Collinsworth	1981-
	13 Don Bass	1978-82
	13 Eric Crabtree	1969-71

Season	10 Isaac Curtis	1974
	9 Bob Trumpy	1969
	9 Isaac Curtis	1973
	8 Isaac Curtis	1979
	8 Cris Collinsworth	1981

Game	3	Bob Trumpy, Nov. 9, 1969 at Houston
	3	Isaac Curtis, Dec. 9, 1973 vs Cleveland
	3	Isaac Curtis, Nov. 4, 1979 at Baltimore
	2	(Multiple tie/20 occurrences)

Touchdowns By Return

Career	13	Lemar Parrish 1970-78 (4/INT, 1/KOR, 4/PR, 4/FRR, 1/BFGR)
	5	Ken Riley 1969-83 (5/INT)
	4	Tommy Casanova 1972-77 (2/INT, 1/PR, 1/FRR)
	3	Al Beauchamp 1969-75 (2/INT, 1/FRR)
	3	Scott Perry 1976-79 (2/INT, 1/BPRR)
	3	Reggie Williams 1976- (1/INT, 1/FRR, 1/BPRE)
	*	*

Season	3	Lemar Parrish 1970 (1/KOR, 1/PR, 1/BFGR)
	3	Lemar Parrish 1972 (2/INT, 1/PR)
	3	Lemar Parrish 1974 (3/PR)
	3	Tommy Casanova 1976 (2/INT, 1/FRR)
	3	Scott Perry 1978 (2/INT, 1/BPRR)

Game	2	Lemar Parrish, Nov. 8, 1970 at Buffalo (95-yard KOR, 83-yard BFGR)
	2	Lemar Parrish, Dec, 17, 1972 at Houston (33-yard INT, 25-yard INT)
	2	Lemar Parrish, Oct. 6, 1974 vs Washington (90-yard PR, 47-yard PR)
	1	(Multiple tie/46 occurrences) INT = Interception Return KOR = Kickoff Return PR = Punt Return FRR = Fumble Recovery Return BFGR = Blocked Field Goal Return BPRR = Blocked Punt Recovery & Return BPRE = Blocked Punt Recovery In End Zone
	*	*

Points After Touchdown

Career	189	Horst Muhlmann 1969-74
	130	Chris Bahr 1976-79
	124	Jim Breech 1980-
	40	Dave Green 1974-75
	20	Dale Livingston 1968-69

Season	49	Jim Breech 1981
	40	Dave Green 1975
	40	Chris Bahr 1979
	39	Chris Bahr 1976
	39	Jim Breech 1983

Game	7	Horst Muhlmann, Dec. 17, 1972 at Houston
	7	Jim Breech, Nov. 6, 1983 at Houston
	6	(Multiple tie/6 occurrences)

FIELD GOALS

Total Field Goals

Career	120	Horst Muhlmann 1969-74
	62	Chris Bahr 1976-79
	56	Jim Breech 1980-
	11	Ian Sunter 1980
	10	Dave Green 1974-75

Season	27	Horst Muhlmann 1972
	25	Horst Muhlmann 1970

22	Jim Breech	1981
21	Horst Muhlmann	1973
20	Horst Muhlmann	1971

* * *

Game	5	Horst Muhlmann, Nov. 8, 1970 at Buffalo
	5	Horst Muhlmann, Sep. 24, 1972 vs Pittsburgh
	4	Horst Muhlmann, Nov. 29, 1970 vs New Orleans
	4	Horst Muhlmann, Dec. 17, 1972 at Houston
	4	Horst Muhlmann, Dec. 8, 1974 vs Detroit
	4	Chris Bahr, Dec. 12, 1976 at New York Jets
	3	(Multiple tie/19 occurrences)

Field Goal Percentage

Career	70.0	Jim Breech (56/80)	1980-
	65.6	Horst Muhlmann (120/183)	1969-74
	59.0	Chris Bahr (62/105)	1976-79
	55.0	Ian Sunter (11/20)	1980
	47.6	Dave Green (10/21)	1974-75

* * *

Season	77.7	Jim Breech (14/18)	1982
	71.1	Horst Muhlmann (27/38)	1972
	70.4	Chris Bahr (19/27)	1977
	70.0	Horst Muhlmann (21/30)	1973
	69.6	Jim Breech (16/23)	1983

Career Field Goal Percentage (At Range)

1-19	100.0	Jim Breech (4/4)
	100.0	Chris Bahr (2/2)
	100.0	Dave Green (1/1)
	100.0	Ian Sunter (1/1)
	96.6	Horst Muhlmann (28/29)
* * *		
20-29	100.0	Ian Sunter (7/7)
	91.3	Jim Breech (21/23)
	78.1	Chris Bahr (25/32)
	74.4	Horst Muhlmann (29/39)
	62.5	Dave Green (5/8)
* * *		
30-39	78.3	Jim Breech (18/23)
	67.3	Horst Muhlmann (35/52)
	50.0	Chris Bahr (13/26)
	33.3	Ian Sunter (2/6)
	14.3	Dave Green (1/7)
* * *		
40-49	60.0	Dave Green (3/5)
	50.0	Chris Bahr (17/34)
	45.8	Jim Breech (11/24)
	44.4	Horst Muhlmann (20/45)
	20.0	Ian Sunter (1/5)
* * *		
50 +	45.6	Chris Bahr (5/11)
	42.1	Horst Muhlmann (8/19)
	40.0	Jim Breech (2/5)

Longest Field Goals

Game	55	Chris Bahr, Sep. 23, 1979 vs Houston
	53	Horst Muhlmann, Dec. 6, 1970 at San Diego
	52	Chris Bahr, Oct. 15, 1978 vs New England
	51	Horst Muhlmann, Oct. 4, 1970 vs Houston
	51	Horst Muhlmann, Nov. 7, 1971 vs Atlanta
	51	Horst Muhlmann, Dec. 17 1972 at Houston
	51	Horst Muhlmann, Nov. 18, 1973 vs New York Jets
	51	Chris Bahr, Sep. 19, 1976 at Baltimore
	51	Jim Breech, Nov. 1, 1981 vs Houston
	50	Horst Muhlmann, Dec. 7, 1969 at Oakland
	50	Horst Muhlmann, Oct. 11, 1970 at Cleveland
	50	Horst Muhlmann, Oct. 18, 1970 vs Kansas City
	50	Chris Bahr, Nov. 14, 1976 vs Houston
	50	Jim Breech, Sep. 19, 1982 at Pittsburgh

Safeties

Game	1 . . . Harry Gunner, Oct. 20, 1968 vs Miami
	1 . . . (Credited to team), Oct. 26, 1969 at Kansas City
	1 . . . Sherman White, Oct 22, 1972 at Los Angeles Rams
	1 . . . Ron Carpenter, Sep. 15, 1974 vs Cleveland
	1 . . . Coy Bacon, Dec. 12, 1976 at New York Jets
	1 . . . (Credited to team), Sep. 24, 1978 vs New Orleans
	1 . . . Gary Burley, Oct. 1, 1978 at San Francisco
	1 . . . (Credited to team), Sep. 7, 1980 vs Tampa Bay
	1 . . . Reggie Williams, Sep. 14, 1980 at Miami
	1 . . . Reggie Williams, Nov. 21, 1982 at Philadelphia

RUSHING

Rushing Attempts

Career	1402 Pete Johnson	1977-83
	780 Boobie Clark	1973-78
	692 Archie Griffin	1976-83
	676 Essex Johnson	1968-75
	617 Paul Robinson	1968-72

* * *

Season	274 Pete Johnson	1981
	254 Boobie Clark	1973
	243 Pete Johnson	1979
	238 Paul Robinson	1968
	232 Essex Johnson	1972

* * *

Game	38 Pete Johnson, Dec. 4, 1983 at Pittsburgh
	32 Pete Johnson, Dec. 7, 1980 vs Baltimore
	30 Pete Johnson, Nov. 20, 1983 vs Houston
	28 Boobie Clark, Oct. 14, 1973 vs Pittsburgh
	28 Pete Johnson, Dec. 14, 1980 at Chicago

Rushing Yardage

Career	5421 Pete Johnson	1977-83
	3070 Essex Johnson	1968-75
	2978 Boobie Clark	1973-78
	2808 Archie Griffin	1976-83
	2441 Paul Robinson	1968-72

* * *

Season	1077 Pete Johnson	1981
	1023 Paul Robinson	1968
	997 Essex Johnson	1973
	988 Boobie Clark	1973
	865 Pete Johnson	1979

* * *

Game	160 Pete Johnson, Dec. 17, 1978 vs Cleveland
	159 Paul Robinson, Oct. 27, 1968 at Oakland
	156 Paul Robinson, Nov. 3, 1968 vs Houston
	139 Archie Griffin, Nov. 21, 1976 at Kansas City
	137 Pete Johnson, Nov. 20, 1983 vs Houston

Longest Rushing Plays

Game	87 Paul Robinson, Oct. 27, 1968 at Oakland (TD)
	86 Essex Johnson, Dec. 5, 1971 at Cleveland (TD)
	83 Jess Phillips, Nov. 2, 1969 vs Oakland
	80 Warren McVea, Sep. 22, 1968 vs Buffalo (TD)
	77 Archie Griffin, Nov. 21, 1976 at Kansas City (TD)
	76 Jess Phillips, Sep. 20, 1970 vs Oakland (TD)
	73 Virgil Carter, Nov. 15, 1970 vs Cleveland
	68 Essex Johnson, Sep. 19, 1971 vs Philadelphia (TD)
	65 Pete Johnson, Oct. 23, 1977 vs Denver
	65 David (Deacon) Turner, Oct. 29, 1978 vs Houston

PASSING

Pass Attempts

Career	4145 Ken Anderson	1971-
	582 Virgil Carter	1970-73
	370 Jack Thompson	1979-82
	276 John Reaves	1975-78
	200 Greg Cook	1969-74

Season	479	Ken Anderson	1981
	377	Ken Anderson	1975
	339	Ken Anderson	1979
	338	Ken Anderson	1976
	329	Ken Anderson	1973

* * *

Game	56	Ken Anderson, Dec. 20, 1982 at San Diego
	52	Ken Anderson, Oct. 4, 1981 at Houston
	50	Ken Anderson, Nov. 13, 1978 vs Oakland
	47	Virgil Carter, Oct. 18, 1970 vs Kansas City
	46	Ken Anderson, Nov. 17, 1975 vs Buffalo

Pass Completions

Career	2452	Ken Anderson	1971-
	328	Virgil Carter	1970-73
	175	Jack Thompson	1979-82
	131	John Reaves	1975-78
	107	Greg Cook	1969-74

* * *

Season	300	Ken Anderson	1981
	228	Ken Anderson	1975
	218	Ken Anderson	1982
	213	Ken Anderson	1974
	198	Ken Anderson	1983

* * *

Game	40	Ken Anderson, Dec. 20, 1982 at San Diego
	30	Ken Anderson, Oct. 27, 1974 vs Houston
	30	Ken Anderson, Nov. 17, 1975 vs Buffalo
	30	Ken Anderson, Nov. 13, 1978 vs Oakland
	30	Ken Anderson, Oct. 4, 1981 at Houston

Pass Yardage

Career	30396	Ken Anderson	1971-
	3850	Virgil Carter	1970-73
	2072	Jack Thompson	1979-82
	1865	Greg Cook	1969-74
	1546	John Reaves	1975-78

* * *

Season	3754	Ken Anderson	1981
	3169	Ken Anderson	1975
	2667	Ken Anderson	1974
	2501	Ken Anderson	1982
	2367	Ken Anderson	1976

* * *

Game	447	Ken Anderson, Nov. 17, 1975 vs Buffalo
	416	Ken Anderson, Dec. 20, 1982 at San Diego
	396	Ken Anderson, Nov. 22, 1981 vs Denver
	388	Ken Anderson, Nov. 13, 1978 vs Oakland
	354	Ken Anderson, Sep. 12, 1982 vs Houston

Longest Pass Completions

Game	94	Ken Anderson to Billy Brooks, Nov. 13, 1977 at Minnesota (TD)
	90	Virgil Carter to Speedy Thomas, Sep. 19, 1971 vs Philadelphia (TD)
	85	Ken Anderson to Isaac Curtis, Dec. 12, 1976 at New York Jets (TD)
	80	Sam Wyche to Bob Trumpy, Nov. 17, 1968 at Miami (TD)
	80	Sam Wyche to Bob Trumpy, Sep. 28, 1969 vs Kansas City (TD)
	80	Ken Anderson to Isaac Curtis, Nov. 28, 1983 at Miami (TD)
	78	Ken Anderson to Essex Johnson, Sep. 30, 1973 at San Diego (TD)
	77	Ken Anderson to Isaac Curtis, Dec. 16, 1973 at Houston (TD)
	77	Ken Anderson to Isaac Curtis, Nov. 3, 1974 at Baltimore (TD)
	74	Ken Anderson to Cris Collinsworth, Dec. 20, 1981 at Atlanta (TD)

Passes For Touchdown

Career	184	Ken Anderson	1971-
	22	Virgil Carter	1970-73
	15	Greg Cook	1969-74
	13	Jack Thompson	1979-82
	7	John Reaves	1975-78
	*	*	*
Season	29	Ken Anderson	1981
	21	Ken Anderson	1975
	19	Ken Anderson	1976
	18	Ken Anderson	1973
	18	Ken Anderson	1974
	*	*	*
Game	4	Greg Cook, Nov. 9, 1969 at Houston	
	4	Ken Anderson, Nov. 24, 1974 vs Kansas City	
	4	Ken Anderson, Oct. 3, 1976 at Cleveland	
	4	Ken Anderson, Nov. 29, 1981 at Cleveland	
	3	(Multiple tie/22 occurrences)	

Passes Had Intercepted

Career	146	Ken Anderson	1971-
	20	Virgil Carter	1970-73
	19	Jack Thompson	1979-82
	16	John Reaves	1975-78
	11	Greg Cook	1969-74
	*	*	*
Season	22	Ken Anderson	1978
	14	Ken Anderson	1976
	13	Ken Anderson	1980
	12	Ken Anderson	1973
	12	Jack Thompson	1980
	12	Ken Anderson	1982
	12	Ken Anderson	1983
	*	*	*
Game	4	Ken Anderson, Oct. 19, 1975 vs Oakland	
	4	Ken Anderson, Oct. 1, 1978 at San Francisco	
	4	Ken Anderson, Nov. 13, 1978 vs Oakland	
	3	(Multiple tie/13 occurrences)	

PASS RECEIVING

Number Receptions

Career	408	Isaac Curtis	1973-
	298	Bob Trumpy	1968-77
	257	Dan Ross	1979-83
	218	Chip Myers	1969-76
	192	Archie Griffin	1976-83
	*	*	*
Season	71	Dan Ross	1981
	67	Cris Collinsworth	1981
	66	Cris Collinsworth	1983
	58	Don Bass	1979
	57	Chip Myers	1972
	*	*	*
Game	10	Boobie Clark, Oct. 28, 1973 at Pittsburgh	
	10	Boobie Clark, Oct. 27, 1974 vs Houston	
	10	Archie Griffin, Sep. 13, 1981 at New York Jets	
	10	Cris Collinsworth, Sep. 27, 1981 vs Buffalo	
	9	(Multiple tie/9 occurrences)	

Reception Yardage

Career	6971	Isaac Curtis	1973-
	4630	Bob Trumpy	1968-77
	3141	Dan Ross	1979-83
	3079	Chip Myers	1969-76
	2839	Cris Collinsworth	1981-
	*	*	*
Season	1130	Cris Collinsworth	1983
	1009	Cris Collinsworth	1981
	934	Isaac Curtis	1975

910	Dan Ross	1981
855	Eric Crabtree	1969

Game	216	Cris Collinsworth, Oct. 2, 1983 vs Baltimore
	201	John McDaniel, Dec. 6, 1976 at Oakland
	200	Charlie Joiner, Nov. 23, 1975 at Cleveland
	198	Billy Brooks, Nov. 13, 1977 at Minnesota
	177	Speedy Thomas, Dec. 14, 1969 at Denver

Average Yards Per Reception

Career	18.1	Billy Brooks (93/1683)	1976-79
	17.8	Charlie Joiner (82/1463)	1972-75
	17.1	Isaac Curtis (408/6971)	1973-
	16.3	Eric Crabtree (73/1188)	1969-71
	15.6	Cris Collinsworth (182/2839)	1981-

Season	26.8	Billy Brooks (8/214)	1979
	21.4	Eric Crabtree (40/855)	1969
	21.2	Isaac Curtis (44/934)	1975
	21.1	Isaac Curtis (30/633)	1974
	19.9	Isaac Curtis (47/934)	1975
	19.8	Billy Brooks (39/772)	1977

PUNTING

Total Punts

Career	574	Pat McNally	1976-
	284	Dave Lewis	1970-73
	140	Dale Livingston	1968-69
	134	Dave Green	1974-75
	12	Terry Swanson	1968

Season	91	Pat McNally	1978
	89	Pat McNally	1979
	83	Pat McNally	1980
	79	Dave Lewis	1970
	76	Pat McNally	1976

Game	10	Dale Livingston, Oct. 6, 1968 at Denver
	10	Dave Lewis, Sep. 26, 1971 at Pittsburgh
	10	Pat McNally, Sep. 17, 1978 at Pittsburgh
	9	(Multiple tie/5 occurrences)

Punt Yardage

Career	24065	Pat McNally	1976-
	12446	Dave Lewis	1970-73
	5805	Dale Livingston	1968-69
	5356	Dave Green	1974-75
	459	Terry Swanson	1968

Season	3919	Pat McNally	1978
	3678	Pat McNally	1979
	3651	Dave Lewis	1970
	3390	Pat McNally	1980
	3272	Pat McNally	1981

Game	483	Dave Lewis, Sep. 26, 1971 at Pittsburgh
	435	Dave Lewis, Oct. 31, 1971 at Houston
	431	Dale Livingston, Oct. 6, 1968 at Denver
	424	Pat McNally, Sept. 17, 1978 vs Pittsburgh
	404	Pat McNally, Nov. 15, 1981 at Los Angeles Rams

Longest Punts

Game	67	Pat McNally, Sept. 18, 1977 vs Cleveland
	66	Dale Livingston, Oct. 13, 1968 at Kansas City
	65	Pat McNally, Oct. 22, 1978 at Buffalo
	64	Pat McNally, Nov. 27, 1977 vs New York Giants
	63	Dale Livingston, Oct. 6, 1968 at Denver
	63	Dave Lewis, Oct. 18, 1970 vs Kansas City
	63	Pat McNally, Oct. 15, 1978 vs New England

Average Yards Per Unit

Career	43.8	Dave Lewis (284/12446)	1970-73
	41.9	Pat McNally (574/24065)	1976-
	41.5	Dale Livingston (140/5805)	1968-69
	40.0	Dave Green (134/5356)	1974-75

Season	46.2	Dave Lewis (79/3651)	1970
	45.4	Pat McNally (72/3272)	1981
	44.8	Dave Lewis (72/3229)	1971
	43.4	Dale Livingston (70/3036)	1968
	43.1	Pat McNally (65/2804)	1983

KICKOFF RETURNS

Total Returns

Career	97	Bernard Jackson	1972-76
	65	David (Deacon) Turner	1978-80
	60	Lemar Parrish	1970-78
	58	David Verser	1981-
	49	Willie Shelby	1976-77

Season	55	David Turner	1979
	44	Cleotha Montgomery	1980
	37	Ray Griffin	1978
	30	Willie Shelby	1976
	29	Bernard Jackson	1974
	29	David Verser	1981

Game	7	David (Deacon) Turner, Sep. 30, 1979 at Dallas	
	7	David (Deacon) Turner, Nov. 18, 1979 at Houston	
	7	David (Deacon) Turner, Dec. 2, 1979 at Pittsburgh	
	6	(Multiple tie/5 occurrences)	

Kickoff Return Yardage

Career	2355	Bernard Jackson	1972-76
	1481	Lemar Parrish	1970-78
	1346	David (Deacon) Turner	1978-80
	1250	David Verser	1981-
	1164	Willie Shelby	1976-77

Season	1149	David (Deacon) Turner	1979
	843	Cleotha Montgomery	1980
	787	Ray Griffin	1978
	761	Willie Shelby	1976
	722	Bernard Jackson	1974

Game	179	Bernard Jackson, Dec. 9, 1972 vs Cleveland	
	176	David (Deacon) Turner, Nov. 18, 1979 at Houston	
	174	David (Deacon) Turner, Sep. 30, 1979 at Dallas	
	168	Paul Robinson, Dec. 7, 1969 at Oakland	
	164	Willie Shelby, Oct. 3, 1976 at Cleveland	

Longest Kickoff Returns

Game	97	Willie Shelby, Oct. 3, 1976 at Cleveland (TD)	
	95	Lemar Parrish, Nov. 8, 1970 at Buffalo (TD)	
	78	David Verser, Sep. 20, 1981 vs Cleveland	
	74	Paul Robinson, Dec. 7, 1969 at Oakland	
	64	Lemar Parrish, Oct. 19, 1975 vs Oakland	

PUNT RETURNS

Total Returns

Career	130	Lemar Parrish	1970-78
	90	Tommy Casanova	1972-77
	50	Essex Johnson	1968-75
	41	Tony Davis	1976-78
	40	Mike Fuller	1981-82

Season	32	Vaughn Lusby	1979
	31	Cleotha Montgomery	1980
	30	Tommy Casanova	1972

25	Lemar Parrish	1973
25	Dennis Law	1978
25	John Simmons	1983

* * *

Game	7	Tony Davis, Nov. 27, 1977 vs New York Giants
	6	Tommy Casanova, Nov. 24, 1974 vs Kansas City
	6	Vaughn Lusby, Sep. 23, 1979 vs Houston
	6	John Simmons, Nov. 20, 1983 vs Houston
	5	(Multiple tie/9 occurrences)

Punt Return Yardage

Career	1201	Lemar Parrish	1970-78
	778	Tommy Casanova	1972-77
	350	Tony Davis	1976-78
	303	Essex Johnson	1968-75
	271	Mike Fuller	1981-82

* * *

Season	338	Lemar Parrish	1974
	289	Tommy Casanova	1972
	265	Tommy Casanova	1974
	260	Vaughn Lusby	1979
	227	Mike Martin	1983

* * *

Game	106	Tommy Casanova, Oct. 8, 1972 vs Denver
	95	Lemar Parrish, Oct. 6, 1974 vs Washington
	94	Lemar Parrish, Sep. 15, 1974 vs Cleveland
	92	Tony Davis, Dec. 4, 1977 at Kansas City
	89	Tommy Casanova, Nov. 24, 1974 vs Kansas City

Longest Punt Returns

Game	90	Lemar Parrish, Oct. 6, 1974 vs Washington (TD)
	79	Lemar Parrish, Dec. 6, 1970 at San Diego (TD)
	74	Tommy Casanova, Dec. 10, 1974 vs Pittsburgh
	70	Tony Davis, Dec. 4, 1977 at Kansas City
	66	Tommy Casanova, Oct. 8, 1972 vs Denver (TD)

PASS INTERCEPTIONS

Number Interceptions

Career	65	Ken Riley	1969-83
	25	Lemar Parrish	1970-78
	19	Louis Breeden	1978-
	17	Tommy Casanova	1972-77
	15	Al Beauchamp	1969-75

* * *

Season	9	Ken Riley	1976
	8	Ken Riley	1983
	7	Lemar Parrish	1971
	7	Louis Breeden	1980
	6	Al Beauchamp	1971
	6	Ken Riley	1975
	6	Dick Jauron	1979

* * *

Game	3	Lemar Parrish, Dec. 17, 1972 at Houston
	3	Ken Riley, Dec. 12, 1976 at New York Jets
	3	Louis Breeden, Dec. 14, 1980 at Chicago
	3	Ken Riley, Nov. 28, 1982 vs Los Angeles Raiders
	2	(Multiple tie/24 occurrences)

Interception Return Yardage

Career	591	Ken Riley	1969-83
	354	Lemar Parrish	1970-78
	317	Louis Breeden	1978-
	292	Ray Griffin	1978-
	276	Tommy Casanova	1972-77

* * *

Season	167	Ray Griffin	1979
	145	Louis Breeden	1981
	141	Ken Riley	1976
	121	Ray Horton	1983
	116	Marvin Cobb	1975

Longest Interception Returns

Game	102	Louis Breedon, Nov. 8, 1981 at San Diego (TD)
	96	Ray Griffin, Nov. 11, 1979 vs San Diego (TD)
	90	Lemar Parrish, Dec. 17, 1972 at Houston (TD)
	70	Harry Gunner, Oct. 26, 1969 at Kansas City (TD)
	66	Ken Riley, Oct. 19, 1969 vs Denver
	65	Lemar Parrish, Oct. 3, 1971 at Green Bay (TD)

BENGALS TEAM RECORDS

(Regular Season)

Total Points Scored

All-Time	4704	1968-83
	*	*	*
Season	421	1981
	346	1983
	340	1975
	337	1979
	335	1976
	*	*	*
Game	61	Dec. 17, 1972 at Houston	
	55	Nov. 6, 1983 at Houston	
	48	Dec. 17, 1978 vs Cleveland	
	47	Dec. 21, 1975 vs San Diego	
	45	Dec. 20, 1970 vs Boston	
	45	Oct. 3, 1976 at Cleveland	

Total Touchdowns

All-Time	559	1968-83
	*	*	*
Season	51	1981
	45	1975
	43	1979
	43	1983
	42	1976
	*	*	*
Game	7	Dec. 17, 1972 at Houston	
	7	Dec. 21, 1975 vs San Diego	
	7	Nov. 6, 1983 at Houston	
	6	(Multiple tie/6 occurrences)	

Touchdowns By Rushing

All-Time	240	1968-83
	*	*	*
Season	24	1983
	23	1979
	20	1975
	19	1981
	16	1970
	16	1972
	*	*	*
Game	5	Nov. 6, 1983 at Houston	
	4	Dec. 21, 1975 vs San Diego	
	4	Nov. 21, 1976 at Kansas City	
	3	(Multiple tie/18 occurrences)	

Touchdowns By Passing

All-Time	263	1968-83
	*	*	*

Season	30	1981
	23	1975
	22	1969
	18	1973
	18	1974
* * *			
Game	4	Nov. 9, 1969 at Houston	
	4	Nov. 24, 1974 at Kansas City	
	4	Oct. 3, 1976 at Cleveland	
	4	Nov. 29, 1981 at Cleveland	
	3	(Multiple tie/25 occurrences)	
Touchdowns By Return & Recovery			
All-Time	56	1968-83
* * *			
Season	3	Nov. 8, 1970 at Buffalo	
	3	Dec. 17, 1972 at Houston	
	3	Sep. 3, 1978 vs Kansas City	
	2	(Multiple tie/6 occurrences)	
Field Goals Scored			
All-Time	272	1968-83
* * *			
Season	27	1972
	25	1970
	22	1973
	22	1981
	20	1971
* * *			
Game	(Refer to Bengals Individual Records)		
Points After Touchdown			
All-Time	525	1968-83
* * *			
Season	49	1981
	40	1975
	40	1979
	40	1983
	39	1976
* * *			
Game	(Refer to Bengals Individual Records)		
Safeties Scored			
All-Time	10	1968-83
* * *			
Season	2	1978
	2	1980
	1	(Multiple tie/6 occurrences)	
* * *			
Game	(Refer to Bengals Individual Records)		
Total Offensive Plays			
All-Time	14438	1968-83
* * *			
Season	1067	1981
	1066	1983
	1064	1980
	1050	1979
	1034	1978
* * *			
Game	86	Dec. 7, 1975 at Philadelphia	
	85	Nov. 17, 1975 vs Buffalo	
	85	Nov. 13, 1978 vs Oakland	
	81	Nov. 28, 1971 vs San Diego	
	81	Dec. 7, 1980 vs Baltimore	
Net Total Offense (Yards)			
All-Time	71304	1968-83

Season	5968	1981
	5283	1983
	5060	1975
	4884	1980
	4872	1978
	*	*

Game	571	Nov. 22, 1981 vs Denver
	553	Nov. 17, 1975 vs Buffalo
	532	Sep. 19, 1971 vs Philadelphia
	509	Dec. 7, 1980 vs Baltimore
	506	Dec. 17, 1978 vs Cleveland

First Downs Gained

All-Time	4065	1968-83
	*	*

Season	361	1981
	327	1983
	289	1979
	285	1975
	283	1980
	*	*

Game	34	Nov. 17, 1975 vs Buffalo
	34	Dec. 7, 1975 at Philadelphia
	30	Sep. 27, 1981 vs Buffalo
	30	Oct. 30, 1983 vs Green Bay
	29	Oct. 29, 1972 vs Houston
	29	Nov. 8, 1981 at San Diego
	29	Jan. 2, 1983 at Houston

Net Rushing Offense (Attempts)

All-Time	7534	1968-83
	*	*

Season	560	1979
	542	1983
	515	1973
	513	1980
	500	1975
	*	*

Game	55	Oct 14, 1973 vs Pittsburgh
	55	Dec. 4, 1983 at Pittsburgh
	54	Dec. 4, 1977 at Kansas City
	51	Nov. 6, 1983 at Houston
	49	Oct. 30, 1983 vs Green Bay

Net Rushing Offense (Yards)

All-Time	31063	1968-83
	*	*

Season	2329	1979
	2235	1973
	2142	1971
	2131	1978
	2109	1976
	*	*

Game	269	Nov. 21, 1976 at Kansas City
	258	Dec. 7, 1975 at Philadelphia
	247	Sep. 20, 1970 vs Oakland
	246	Sep. 17, 1972 at New England
	245	Dec. 17, 1978 vs Cleveland

Net Passing Offense (Attempts)

All-Time	6302	1968-83
	*	*

Season	550	1981
	510	1980
	470	1978
	454	1983
	433	1975
	*	*

Game	56	Dec. 20, 1982 at San Diego
	52	Oct. 4, 1981 at Houston
	51	Nov. 13, 1978 vs Oakland
	47	Oct. 18, 1970 vs Kansas City
	46	Nov. 17, 1975 vs Buffalo

Net Passing Offense (Completions)

All-Time	3573	1968-83
	*	*	*
Season	332	1981
	290	1983
	281	1980
	255	1979
	250	1978
	*	*	*

Game	40	Dec. 20, 1982 at San Diego
	31	Oct. 27, 1974 vs Houston
	30	Nov. 17, 1975 vs Buffalo
	30	Nov. 13, 1978 vs Oakland
	29	Sep. 12, 1982 vs Houston

Net Passing Offense (Yards)

All-Time	40241	1968-83
	*	*	*
Season	3995	1981
	3241	1975
	3179	1983
	2815	1980
	2741	1978
	*	*	*

Game	441	Nov. 17, 1975 vs Buffalo
	397	Dec. 20, 1982 at San Diego
	387	Nov. 22, 1981 vs Denver
	361	Dec. 7, 1980 vs Baltimore
	355	Nov. 13, 1978 vs Oakland

Passes Had Intercepted

All-Time	228	1968-83
	*	*	*
Season	25	1980
	20	1978
	18	1983
	15	1969
	15	1979
	15	1979
	*	*	*

Game	5	Oct. 1, 1978 at San Francisco
	5	Nov. 18, 1979 at Houston
	4	Oct. 19, 1975 vs Oakland
	4	Oct. 17, 1977 at Pittsburgh
	4	Nov. 13, 1978 vs Oakland
	4	Nov. 9, 1980 at Oakland

Most Penalties Incurred

All-Time	1327	1968-83
	*	*	*
Season	118	1980
	110	1978
	109	1981
	99	1983
	89	1977
	*	*	*

Game	14	Oct. 21, 1979 at Cleveland
	13	Oct. 1, 1978 at San Francisco
	12	Sep. 25, 1977 vs Seattle
	12	Nov. 16, 1980 vs Buffalo
	11	(Multiple tie/6 occurrences)

Most Penalty Yards Assessed

All-Time	12363	1968-83
	*	*	*
Season	956	1978
	949	1980
	921	1971
	896	1981
	859	1977
	*	*	*
Game	133	Oct. 1, 1978 at San Francisco	
	122	Sep. 19, 1971 vs Philadelphia	
	118	Oct. 21, 1979 at Cleveland	
	117	Dec. 12, 1971 at Pittsburgh	
	113	Sep. 15, 1983 at Cleveland	

Pass Interceptions

All-Time	317	1968-83
	*	*	*
Season	29	1978
	27	1971
	26	1976
	23	1970
	23	1983
	*	*	*
Game	6	Nov. 28, 1971 vs San Diego	
	6	Dec. 12, 1976 at New York Jets	
	5	Nov. 2, 1969 vs Oakland	
	5	Dec. 17, 1972 at Houston	
	5	Oct. 26, 1975 at Atlanta	

Fewest Points Allowed

All-Time	4426	1968-83
	*	*	*
Season	210	1976
	229	1972
	231	1973
	235	1977
	246	1975
	*	*	*
Game	0	Nov. 28, 1971 vs San Diego	
	0	Dec. 2, 1973 vs Minnesota	
	0	Sep. 28, 1975 at New Orleans	
	0	Dec. 7, 1975 at Philadelphia	
	0	Oct. 10, 1976 vs Tampa Bay	
	0	Oct. 19, 1980 vs Minnesota	

BENGALS OPPONENTS RECORDS SINGLE GAME (REGULAR SEASON)

TOP INDIVIDUAL PERFORMANCES AGAINST BENGALS

MOST YARDS RUSHING IN A GAME:

202, Earl Campbell, Houston at Houston, 1980.

197, O.J. Simpson, Buffalo at Cincinnati, 1975.

LONGEST RUN FROM SCRIMMAGE:

80, Warren McVea, Kansas City at Kansas City, 1969.

MOST PASSES ATTEMPTED:

54, Jerry Rhome, Houston at Houston, 1970.

MOST PASSES COMPLETED:

30, Jack Thompson, Tampa Bay at Tampa, 1983.

29, Terry Bradshaw, Pittsburgh at Pittsburgh, 1982.

27, Jerry Rhome, Houston at Houston, 1970.

27, Brian Sipe, Cleveland at Cleveland, 1980.

27, Brian Sipe, Cleveland at Cleveland, 1980.

MOST YARDS GAINED PASSING:

- 435, Dan Fouts, San Diego at San Diego, 1982.
- 368, Daryle Lamonica, Oakland at Cincinnati, 1968.

LONGEST COMPLETED PASS:

- 87, Jerry Rhome to Charlie Joiner, Houston at Houston, 1970.

MOST TOUCHDOWN PASSES:

- 4, Ken Stabler, Oakland at Oakland, 1976.
- 4, Brian Sipe, Cleveland at Cleveland, 1979.
- 4, Brian Sipe, Cleveland at Cleveland, 1980.

MOST PASSES CAUGHT:

- 11, James Wilder, Tampa Bay at Tampa Bay, 1983.
- 11, Curtis Dickey, Baltimore at Baltimore, 1981.
- 10, Ozzie Newsome, Cleveland at Cincinnati, 1982.
- 10, Wes Chandler, San Diego at San Diego, 1981.

MOST YARDS GAINED RECEIVING:

- 198, Roger Carr, Baltimore at Baltimore, 1976.

MOST TOUCHDOWNS SCORED:

- 3, Brad Hubbert, San Diego at San Diego, 1969.
- 3, Warren Wells, Oakland at Oakland, 1969.
- 3, Bo Scott, Cleveland at Cincinnati, 1971.
- 3, Marv Hubbard, Oakland at Oakland, 1971.
- 3, Floyd Little, Denver at Denver, 1973.

MOST FIELD GOALS:

- 4, Jim Turner, Jets at New York, 1969.
- 4, Frank Corral, Los Angeles at Los Angeles, 1978.
- 4, Mike Wood, San Diego at Cincinnati, 1979.

LONGEST FIELD GOAL:

- 53, Raul Allegre, Baltimore at Cincinnati, 1983.
- 52, Jan Stenerud, Kansas City at Kansas City, 1968.

LONGEST PUNT:

- 70, Bucky Scribner, Green Bay at Cincinnati, 1983.
- 70, Dalton Jackson, Buffalo at Buffalo, 1978.

LONGEST KICKOFF RETURN:

- 105, Mercury Morris, Miami at Cincinnati, 1969.

LONGEST PUNT RETURN:

- 69, Jon Stagers, Pittsburgh at Pittsburgh, 1975.

**BENGALS OPPONENTS RECORDS
GAME**

MOST POINTS SCORED:

- 51, Buffalo at Buffalo, 1979.

MOST FIRST DOWNS:

- 34, San Diego at San Diego, 1982.

MOST YARDS TOTAL OFFENSE:

- 661, San Diego at San Diego, 1982.

MOST YARDS RUSHING:

- 313, Kansas City at Kansas City, 1969.

MOST RUSHING PLAYS:

- 55, Pittsburgh at Pittsburgh, 1976.

MOST YARDS PASSING:

- 486, San Diego at San Diego, 1982.

MOST PASSES:

- 54, Houston at Houston, 1970.

MOST PASSES COMPLETED:

- 30, Tampa Bay at Tampa Bay, 1983.
- 29, Pittsburgh at Pittsburgh, 1982.
- 27, Raiders at Cincinnati, 1982.
- 27, Houston at Houston, 1970.
- 27, Cleveland at Cleveland, 1980.
- 27, Cleveland at Cincinnati, 1980.

MOST PASSES INTERCEPTED:

- 5, Houston at Houston, 1979.

MOST FIELD GOALS:

- 4, New York Jets, at New York, 1969.
- 4, Los Angeles, at Los Angeles, 1978.
- 4, San Diego, at Cincinnati, 1979.

MOST RETURN YARDS:

- 262, Miami at Cincinnati, 1969.

MOST PUNTS:

- 12, Denver at Denver, 1968.

MOST FUMBLES LOST:

7, Pittsburgh at Cincinnati, 1979.

6, Cleveland at Cincinnati, 1975.

6, New York Jets at New York, 1976.

BENGALS YEAR-BY-YEAR RECORD

(Won 113, Lost 115, Tied 1)

1983	7-9	1975	11-3
1982	7-2	1974	7-7
1981	12-4	1973	10-4
1980	6-10	1972	8-6
1979	4-12	1971	4-10
1978	4-12	1970	8-6
1977	8-6	1969	4-9-1
1976	10-4	1968	3-11

HOW THE 1983 BENGALS WERE BUILT

Year	Draft (46)	Trades (0)	Free Agents (6)
1969	CB Ken Riley (No. 6)		
1971	QB Ken Anderson (No. 3)		
1972	LB Jim LeClair (No. 3)		
1973	WR Isaac Curtis (No. 1)		
1974	G Dave Lapham (No. 3)		
1975	LB Glenn Cameron (No. 1)		
	DE Gary Burley (No. 3)		
	P-WR Pat McNally (No. 5)		
1976	RB Archie Griffin (No. 1a)		
	LB Reggie Williams (No. 3a)		
1977	DE Eddie Edwards (No. 1)		
	RB Pete Johnson (No. 2)		
	T Mike Wilson (No. 4a)		
	CB Louis Breeden (No. 7)		
1978	DE Ross Browner (No. 1)		
	S Ray Griffin (No. 2)		
	LB Tom Dinkel (No. 5)		
1979	RB Charles Alexander (No. 2)		
	TE Dan Ross (No. 3)		
	WR Steve Kreider (No. 6)		
	G Max Montoya (No. 7)		
1980	T Anthony Munoz (No. 1)		G-C Blake Moore
	S Bryan Hicks (No. 3)		PK Jim Breech
			LB Rick Razzano
			TE M.L. Harris
			QB Turk Schonert
			G Mike Obrovac
1981	WR David Verser (No. 1)		
	WR Cris Collinsworth (No. 2)		
	CB-KR John Simmons (No. 3)		
	LB Guy Frazier (No. 4)		
	LB Jeff Schuh (No. 7)		
	S Bobby Kemp (No. 8)		
	T Jim Hannula (No. 9)		
	S Robert Jackson (No. 12)		
1982	DE Glen Collins (No. 1)		NT Jerry Boyarsky
	NT Emanuel Weaver (No. 2)		
	TE Rodney Holman (No. 3)		
	RB Rodney Tate (No. 4)		
1983	C Dave Rimington (No. 1)		
	CB Ray Horton (No. 2)		
	CB Jimmy Turner (No. 3)		
	LB Steve Maidlow (No. 4)		
	QB Jeff Christensen (No. 5)		
	RB Larry Kinnebrew (No. 6)		
	S James Griffin (No. 7)		
	WR-KR Mike Martin (No. 8)		
	RB Stanley Wilson (No. 9)		
	NT Tim Krumrie (No. 10)		
	WR Gary Williams (No. 11)		

BENGALS TEAM DEFENSIVE RECORDS

SEASON

FEWEST FIRST DOWNS ALLOWED:
170 in 1982; 207 in 1972.
FEWEST FIRST DOWNS RUSHING ALLOWED:
61 in 1982; 87 in 1970
FEWEST FIRST DOWNS PASSING ALLOWED:
92 in 1972.
FEWEST YARDS RUSHING ALLOWED:
850 in 1982; 1543 in 1970.
FEWEST YARDS PASSING ALLOWED:
1709 in 1974.
FEWEST POINTS ALLOWED:
177 in 1982; 210 in 1976.
FEWEST YARDS TOTAL OFFENSE ALLOWED:
2893 in 1982; 3547 in 1972.
FEWEST TOUCHDOWNS ALLOWED:
21 in 1982; 24 in 1972.
FEWEST RUSHING TOUCHDOWNS ALLOWED:
8 in 1982; 10 in 1970.
FEWEST PASSING TOUCHDOWNS ALLOWED:
9 in 1973.
MOST PASSES INTERCEPTED IN A SEASON:
27 in 1971.

BENGALS TEAM DEFENSIVE RECORDS

GAME

FEWEST FIRST DOWNS ALLOWED:
6 against Pittsburgh at Cincinnati in 1973.
FEWEST FIRST DOWNS RUSHING ALLOWED:
0, Kansas City at Cincinnati in 1974.
1, Philadelphia at Cincinnati in 1971.
FEWEST FIRST DOWNS PASSING ALLOWED:
0, Houston at Houston in 1981.
FEWEST YARDS RUSHING ALLOWED:
26, Pittsburgh at Pittsburgh, 1982.
FEWEST YARDS PASSING ALLOWED:
4, Houston at Houston in 1981.
FEWEST POINTS ALLOWED:
0, San Diego at Cincinnati in 1971.
0, Minnesota at Cincinnati in 1973.
0, New Orleans at New Orleans in 1975.
0, Philadelphia at Philadelphia in 1975.
0, Tampa Bay at Cincinnati in 1976.
0, Minnesota at Cincinnati in 1980.
FEWEST YARDS TOTAL OFFENSE ALLOWED:
36, Green Bay at Cincinnati, 1976.
FEWEST RETURN YARDS ALLOWED:
7, Denver at Denver in 1979.
MOST PASSES INTERCEPTED IN A GAME:
6 against San Diego at San Diego in 1971.
6 against New York Jets at New York, 1976.
MOST QUARTERBACK SACKS IN A SEASON:
26, Coy Bacon, 1976.

BENGALS TEAM OFFENSIVE RECORDS

SEASON

MOST PLAYS:
1066 in 1983.
MOST FIRST DOWNS:
361 in 1981.
MOST RUSHING YARDS:
2329 in 1979.
MOST PASSING YARDS:
2995 in 1981.
MOST TOTAL YARDS:
5968 in 1981.
MOST TOTAL POINTS:
421 in 1981.

BENGAL LEADERS BY YEARS

RUSHING

YEAR	NAME	NO.	YDS.	AVG.	LG	TD
1968	Paul Robinson	238	1023	4.3	87	8
1969	Jess Phillips	118	578	4.9	83	3
1970	Jess Phillips	163	648	4.0	76	4
1971	Fred Willis	135	590	4.4	36	7
1972	Essex Johnson	232	825	3.6	19	4
1973	Essex Johnson	195	997	5.1	46	4
1974	Charlie Davis	72	375	5.2	29	0
1975	Boobie Clark	167	594	3.6	17	4
1976	Boobie Clark	151	671	4.4	24	7
1977	Pete Johnson	152	583	3.8	65	4
1978	Pete Johnson	180	762	4.2	50	7
1979	Pete Johnson	243	865	3.6	35	14
1980	Pete Johnson	186	747	4.0	57	6
1981	Pete Johnson	274	1077	3.9	39	12
1982	Pete Johnson	156	622	4.0	21	7
1983	Pete Johnson	210	763	3.6	16	14

PASSING

YEAR	NAME	ATT.	COMP.	YDS.	PCT.	TD	INT.
1968	John Stofa	177	85	896	48.0	5	5
1969	Greg Cook	197	106	1854	53.8	15	11
1970	Virgil Carter	278	143	1647	51.4	9	9
1971	Virgil Carter	222	138	1624	62.2	10	7
1972	Ken Anderson	301	171	1918	56.8	7	7
1973	Ken Anderson	329	179	2428	54.7	18	12
1974	Ken Anderson	328	213	2667	64.9	18	10
1975	Ken Anderson	377	228	3169	60.5	21	11
1976	Ken Anderson	338	179	2367	53.0	19	14
1977	Ken Anderson	323	166	2145	51.4	11	11
1978	Ken Anderson	319	173	2219	54.2	10	22
1979	Ken Anderson	339	189	2340	55.7	16	10
1980	Ken Anderson	275	166	1778	60.4	6	13
1981	Ken Anderson	479	300	3754	62.6	29	10
1982	Ken Anderson	309	218	2501	70.5	12	9
1983	Ken Anderson	297	198	2329	66.7	12	13

RECEIVING

YEAR	NAME	NO.	YDS.	AVG.	LG.	TD
1968	Bob Trumpy	37	639	17.3	80	3
1969	Eric Crabtree	40	855	21.4	73	7
1970	Chip Myers	32	542	16.9	56	1
1971	Bob Trumpy	40	531	13.3	44	4
1972	Chip Myers	57	792	13.9	42	3
1973	Isaac Curtis	45	843	18.7	77	9
	Boobie Clark	45	347	7.7	39	0
1974	Chip Myers	32	383	11.7	22	1
1975	Isaac Curtis	44	934	21.2	55	7
1976	Isaac Curtis	42	771	18.7	85	6
1977	Billy Brooks	39	772	19.8	94	4
1978	Isaac Curtis	47	737	15.7	57	3
1979	Don Bass	58	724	12.5	50	3
1980	Dan Ross	56	724	12.9	37	4
1981	Dan Ross	71	910	12.8	37	5
1982	Cris Collinsworth	49	700	14.3	50	1
1983	Cris Collinsworth	66	1126	17.0	63	5

PUNT RETURNS

YEAR	NAME	NO.	YDS.	AVG.	LG	TD
1968	Essex Johnson	22	111	5.1	45	0
1969	Essex Johnson	17	85	5.0	17	0
1970	Lemar Parrish	23	194	8.4	79	1
1971	Lemar Parrish	12	93	7.8	47	0
1972	Tom Casanova	30	289	9.6	66	1
1973	Lemar Parrish	25	200	8.0	47	0
1974	Lemar Parrish	18	338	18.8	90	2
1975	Lyle Blackwood	23	123	5.3	31	0

1976	Willie Shelby	21	162	7.7	30	0
1977	Tony Davis	19	220	11.6	70	0
1978	Tony Davis	22	130	5.9	12	0
1979	Vaughn Lusby	32	260	8.1	40	0
1980	Cleotha Montgomery	31	223	7.2	42	0
1981	Mike Fuller	23	176	7.7	34	0
1982	Mike Fuller	17	95	5.6	13	0
1983	Mike Martin	23	227	9.3	19	0

KICKOFF RETURNS

YEAR	NAME	NO.	YDS.	AVG.	LG	TD
1968	Warren McVea	14	310	22.1	30	0
1969	Essex Johnson	16	362	22.6	51	0
1970	Lemar Parrish	16	482	30.1	95	1
1971	Paul Robinson	18	335	18.6	37	0
1972	Bernard Jackson	21	499	22.7	62	0
1973	Bernard Jackson	22	547	24.8	41	0
1974	Bernard Jackson	29	722	24.9	45	0
1975	Bernard Jackson	25	587	23.5	39	0
1976	Willie Shelby	30	761	25.4	97	1
1977	Willie Shelby	19	403	21.2	38	0
1978	Ray Griffin	37	787	21.3	39	0
1979	Deacon Turner	55	1149	20.9	36	0
1980	Cleotha Montgomery	44	843	19.2	40	0
1981	David Verser	29	687	23.7	78	0
1982	David Verser	16	320	20.0	33	0
1983	David Verser	13	243	18.6	25	0

PASS INTERCEPTIONS

YEAR	NAME	NO.	YDS.	AVG.	LG	TD
1968	Jess Phillips	3	26	8.7	23	0
1969	Fletcher Smith	4	67	16.7	29	0
	Ken Riley	4	66	16.5	66	0
1970	Lemar Parrish	5	28	5.6	19	1
1971	Lemar Parrish	7	105	15.0	65	1
1972	Tom Casanova	5	108	21.6	33	0
1973	Tom Casanova	4	33	8.1	16	0
1974	Ken Riley	5	33	6.6	19	0
1975	Ken Riley	6	76	12.7	30	1
1976	Ken Riley	9	141	15.7	53	1
1977	Lemar Parrish	3	95	31.6	47	1
	Reggie Williams	3	67	22.3	54	1
1978	Dick Jauron	4	52	13.0	24	1
1979	Dick Jauron	6	41	6.8	12	0
1980	Louis Breeden	7	91	13.0	29	0
1981	Ken Riley	5	6	1.2	6	0
1982	Ken Riley	5	88	17.6	56	1
1983	Ken Riley	8	89	11.1	422	

DEFENSE YEAR-BY-YEAR

YEAR	TOT. PLAYS	FIRST DOWNS	RUSH. YDS.	PASS. YDS.	TOT. YDS.	TOT. PTS.
1968	918	273	2089	2610	4747	329
1969	940	278	2651	2686	5337	367
1970	874	236	1543	2635	4178	255
1971	811	213	1778	2128	3906	265
1972	783	207	1810	1737	3547	229
1973	840	218	1807	1808	3705	231
1974	892	256	2152	1790	3942	259
1975	890	241	2144	1729	3923	246
1976	930	234	1919	1758	3675	210
1977	901	253	1897	2227	4124	235
1978	1037	269	2396	2227	4623	284
1979	1052	334	2219	3692	5911	421
1980	995	286	1680	3124	4804	312
1981	1053	324	1881	3413	5294	304
1982	551	170	850	2043	2893	177
1983	952	276	1499	2828	4327	302

OFFENSE YEAR-BY-YEAR

YEAR	TOT. PLAYS	FIRST DOWNS	RUSH. YDS.	PASS. YDS.	TOT. YDS.	TOT. PTS.
	918	273	2089	2610	4747	329
1968	772	171	1807	1619	3426	215
1969	728	172	1523	2345	4243	280
1970	831	210	2057	1870	3927	312
1971	867	236	2142	2124	4266	284
1972	898	255	1993	2328	4317	299
1973	871	252	2235	2277	4512	286
1974	837	260	1978	2534	4489	283
1975	967	285	1819	3241	5060	340
1976	878	238	2109	2191	4300	335
1977	904	248	1849	2333	4182	238
1978	1034	271	2131	2741	4872	252
1979	1050	289	2329	2310	4639	337
1980	1064	283	2069	2815	4884	244
1981	1067	361	1973	3995	5968	421
1982	604	207	949	2339	3288	232
1983	1066	327	2104	3179	5283	346

BENGALS COACHING HISTORY

(Regular Season)

SEASON	COACH	RECORD			
		WON	LOST	TIED	PCT.
1968	Paul Brown	3	11	0	.214
1969	Paul Brown	4	9	1	.308
1970**	Paul Brown	8	6	0	.571
1971	Paul Brown	4	10	0	.286
1972	Paul Brown	8	6	0	.576
1973**	Paul Brown	10	4	0	.714
1974	Paul Brown	7	7	0	.500
1975*	Paul Brown	11	3	0	.786
1976	Bill Johnson	10	4	0	.714
1977	Bill Johnson	8	6	0	.571
1978	Bill Johnson	0	5	0	.000
	Homer Rice	4	12	0	.250
1979	Homer Rice	4	12	0	.250
1980	Forrest Gregg	6	10	0	.267
1981:::	Forrest Gregg	12	4	0	.750
1982****	Forrest Gregg	7	2	0	.778
1983	Forrest Gregg	7	9	0	.437

*AFC "Wild Card" Playoff team.

**AFC Central Division Champion.

***AFC Champion.

****AFC Super Bowl Tournament Team.

BENGALS PLAYOFF COACHING HISTORY

SEASON	COACH	WON	LOST	PCT.
1970	Paul Brown	0	1	.000
1973	Paul Brown	0	1	.000
1975	Paul Brown	0	1	.000
1981	Forrest Gregg	2	1	.667
1982	Forrest Gregg	0	1	.000

CINCINNATI BENGALS STATISTICS

Final 1983 Regular Season (Won 7, Lost 9)

RESULTS AND ATTENDANCE (Actual)

L	CINCINNATI	10		L.A. RAIDERS	20	50,956
L	CINCINNATI	6		BUFFALO	10	46,839
L	CINCINNATI	7	AT	CLEVELAND	17	78,700
W	CINCINNATI	23	AT	TAMPA BAY	17	56,023
L	CINCINNATI	31		BALTIMORE	34	48,104
L	CINCINNATI	14		PITTSBURGH	24	56,286
L	CINCINNATI	17	AT	DENVER	24	74,305
W	CINCINNATI	28		CLEVELAND	21	50,047
W	CINCINNATI	34		GREEN BAY	14	53,349
W	CINCINNATI	55	AT	HOUSTON	14	39,706
L	CINCINNATI	15	AT	KANSAS CITY	20	44,711
W	CINCINNATI	38		HOUSTON	10	46,952
L	CINCINNATI	14	AT	MIAMI	38	74,506
W	CINCINNATI	23	AT	PITTSBURGH	10	55,832
W	CINCINNATI	17		DETROIT	9	45,728
L	CINCINNATI	14	AT	MINNESOTA	20	51,565

TEAM STATISTICS

BENGALS

OPPONENT

TOTAL FIRST DOWNS	327	276
Rushing	127	96
Passing	179	156
3rd Down: Made/Att.	97-214	95-214
4th Down: Made/Att.	6-11	7-11
TOTAL NET YARDS	5283	4327
Avg. Per Game	330.2	270.4
Total Plays	1066	952
Avg. Per Play	5.0	4.5
NET YARDS RUSHING	2104	1499
Avg. Per Game	131.5	93.7
Total Rushes	542	430
NET YARDS PASSING	3179	2828
Avg. Per Game	198.7	176.8
Tackled/Yards Lost	41-309	41-335
Gross Yards	3488	3116
Attempts/Completions	454-290	502-288
Pct. of Completions	63.9	57.4
Had Intercepted	18	23
PUNTS/AVERAGE	67-41.9	76-40.2
NET PUNTING AVE.	34.5	33.2
PENALTIES/YARDS	99-837	98-861
FUMBLES/BALL LOST	35-14	35-16
TOUCHDOWNS	43	36
Rushing	24	16
Passing	14	17
Returns	5	3

SCORE BY PERIODS

	1	2	3	4	OT	Total
BENGALS TOTAL	102	140	54	50		346
Opp. Total	55	86	65	96		302

SCORING

	TDR	TDP	TDRt	PAT	FG	S	TP
Breech	0	0	0	39-41	16-23	0	87
Johnson	14	0	0	0	0	0	84
Collinsworth	0	5	0	0	0	0	30
Alexander	3	0	0	0	0	0	18
Ross	0	3	0	0	0	0	18
Kinnebrew	3	0	2	0	0	0	12
Riley	0	0	2	0	0	0	12
Harris	0	2	0	0	0	0	12
Schonert	2	0	0	0	0	0	12
S. Wilson	1	1	0	0	0	0	12
Curtis	0	2	0	0	0	0	12
J. Griffin	0	0	1	0	0	0	6
Kreider	0	1	0	0	0	0	6
Williams	0	0	1	0	0	0	6
Anderson	1	0	0	0	0	0	6
Horton	0	0	1	0	0	0	6
Browner	0	0	0	1	0	0	1
Bengals Total	24	14	5	40-42	16-23	0	346
Opp. Total	16	17	3	35-36	17-22	0	302

FIELD GOALS	1-19	20-29	30-39	40-49	50 +	Total
Breech	2-2	7-7	5-7	2-5	0-2	16-23
Bengals Total	2-2	7-7	5-7	2-5	0-2	16-23
Opp. Total	1-1	4-4	7-8	3-6	2-2	17-22

RUSHING	No.	Yds.	Avg.	LG	TD
Johnson	210	763	3.6	16	14
Alexander	153	513	3.4	12	3
S. Wilson	56	267	4.8	18	1
Kinnebrew	39	156	4.0	17	3
Anderson	22	147	6.7	29	1
Schonert	29	117	4.0	15	2
Tate	25	77	3.1	13	0
Verser	2	31	15.5	29	0
Martin	2	21	10.5	15	0
Christensen	1	8	8.0	8	0
Collinsworth	2	2	1.0	1	0
Kreider	1	2	2.0	2	0
Bengals Total	542	2104	3.9	29	34
Opp. Total	430	1499	3.5	40	16

RECEIVING	No.	Yds.	Avg.	LG	TD
Collinsworth	66	1130	17.0	63	5
Curtis	42	571	13.6	80	2
Kreider	42	554	13.2	54	1
Ross	42	483	11.5	30	3
Alexander	32	187	5.8	14	0
Tate	18	142	7.9	25	0
Johnson	15	136	9.1	18	0
S. Wilson	12	107	8.9	14	1
Harris	8	66	8.3	14	2
Verser	7	82	11.7	22	0
Martin	2	22	11.0	12	0
Holman	2	15	7.5	10	0
Kinnebrew	2	4	2.0	2	0
Bengals Total	290	3488	12.0	80	14
Opp. Total	288	3116	10.8	53	17

INTERCEPTIONS	No.	Yds.	Avg.	LG	TD
Riley	8	89	11.1	42	2
Horton	5	121	24.2	55	1
Kemp	3	26	8.1	0	0
R. Griffin	2	24	12.0	24	0
Jackson	2	21	10.5	15	0
J. Griffin	1	49	49.0	49	1
Breeden	2	47	23.5	39	0
Bengals Total	23	369	16.0	55	4
Opp. Total	18	298	16.6	70	2

PUNTING	No.	Yds.	Avg.	TB	In 20	LG	Blk.
McInally	65	2804	43.1	9	13	60	2
Bengals Total	67	2804	41.9	9	13	60	2
Opp. Total	76	3056	40.2	6	21	70	0

PUNT RETURNS	No.	FC	Yds.	Avg.	LG	TD
Martin	23	3	227	9.9	19	0
Simmons	25	2	172	6.9	43	0
Horton	1	1	10	10.0	10	0
Bengals Total	49	6	410	8.4	43	0
Opp. Total	42	5	410	8.4	43	0

KICKOFF RETURNS	No.	Yds.	Avg.	LG	TD
Verser	13	243	18.6	25	0
Tate	13	218	16.8	23	0
Simmons	14	317	22.6	36	0
S. Wilson	7	161	23.0	32	0
Horton	5	128	25.6	49	0
Martin	1	19	19.0	19	0
Dinkel	1	1	1.0	1	0
Bengals Total	54	1077	20.1	49	0
Opp. Total	68	1298	19.1	90	1


FIELD GOAL ATTEMPTS: () MISSED

Breech: 36, (40), 30, 47, 24, 18, (47), 35, (51), 44, 29, 23, 31, 26, 19, 27, 32, (32), 28, (35), (44), (52).

Passing	Att.	Comp.	Yds.	Pct.	Av./Att.	TD	%TD	Int.	%Int.	LG	Lost/Att.	Rating
Anderson	297	198	2333	66.7	7.84	12	4.0	13	4.4	80	25-187	85.4
Schonert	156	92	1159	59.0	7.43	2	1.2	5	3.2	54	15-122	72.9
Kreider	1	0	0	0.0	0.00	0	0.0	0	0.0	0	0-0	0.0
Bengals Total	454	290	3488	63.9	7.68	14	3.1	18	4.0	80	41-309	81.0
Opp. Total	502	288	3116	57.4	6.21	17	3.4	23	4.6	53	41-335	67.9



ISAAC CURTIS TUCKS IT AWAY



VETERAN OFFENSIVE TACKLE MIKE WILSON

1983 FINAL BENGAL REGULAR SEASON DEFENSIVE STATISTICS

The Cincinnati Bengals' defense was the best in the NFL in 1983. The Bengals ranked first against both the pass and the rush in the American Football Conference. They were first against the rush and third against the pass in the National Football League.

Cincinnati held its opponents to 93.7 yards rushing and 176.8 passing per game. No individual back rushed for more than 100 yards in a single game against the Bengals.

Inside linebacker Glenn Cameron led the Cincinnati Bengals in tackles in 1983 with a total of 103 — 63 solos and 40 assists. He also accounted for two quarterback sacks.

Outside linebacker Reggie Williams was second with 57 unassisted tackles and 33 assists for a total of 90. Williams also had seven and one half quarterback sacks and four fumble recoveries, tops on the team.

Defensive end Eddie Edwards led the Bengals in quarterback sacks with 13.

PLAYER	TACKLES	ASSISTS	TOTAL
CAMERON	63	40	103
WILLIAMS	57	33	90
JACKSON	51	37	88
LECLAIR	38	40	78
BREEDEN	44	15	59
KEMP	38	20	58
KRUMRIE	32	21	53
RILEY	39	5	44
HORTON	28	15	43
BROWNER	25	15	40
FRAZIER	28	10	38
EDWARDS	23	15	38
RAZZANO	20	18	38
DINKEL	22	12	34
BOYARSKY	19	13	32
GRIFFIN R.	20	4	24
COLLINS	13	8	21
SIMMONS	10	7	17
SCHUH	8	5	13
KINNEBREW	10	2	12
MAIDLOW	10	1	11
SIMPKINS	5	6	11
GRIFFIN, J.	8	2	10
TURNER	6	2	8
WILSON, S.	3	3	6
BURLEY	5	0	5
HOLMAN	4	1	5
HARRIS	3	1	4
MARTIN	3	1	4
ALEXANDER	3	0	3
CURTIS	2	0	2
HANNULA	0	2	2
ROSS	1	0	1
MUNOZ	1	0	1
JOHNSON	1	0	1
COLLINSWORTH	1	0	1
LAPHAM	1	0	1
RIMINGTON	1	0	1
BREECH	1	0	1
KREIDER	1	0	1

QB SACKS: Edwards 13, Williams 7½, Collins 5, Browner 3, Burley 3, Cameron 2, Boyarsky 1½, Krumrie 1½, Frazier 1, Kemp 1, Breeden 1, Griffin, R. 1, LeClair 1, Dinkel ½

OPPONENTS' FUMBLES RECOVERED: Williams 4, Dinkel 2, Griffin, R. 1, Collins 1, Razzano 1, Krumrie 1, Kinnebrew 1, Simpkins 1, Breeden 1, Cameron 1, Edwards 1, Riley 1, Horton 1.

PASS INTERCEPTIONS: Riley 8, Horton 5, Kemp 3, Griffin R. 2, Jackson 2, Breeden 2, Griffin J. 1.

1983 NFL STATISTICS

LEADING PASSERS

	Att.	Comp.	Pct. Comp.	Yds. Gnd.	Avg. Yds. Gained	TD Pass	Pct. TD	LP	Int.	Pct. Int.	Rating
AFC											
Dan Marino, Miami	296	173	58.4	2210	7.47	20	6.8	85	6	2.0	96.0
Dave Krieg, Seattle	243	147	60.5	2139	8.80	18	7.4	50	11	4.5	95.0
Dan Fouts, San Diego	340	215	63.2	2975	8.75	20	5.9	59	15	4.4	85.5
Ken Anderson, Cincinnati	297	198	66.7	2329	7.84	12	4.0	80	13	4.4	85.5
Jim Plunkett, L.A. Raiders	379	230	60.7	2935	7.74	20	5.3	99	18	4.7	82.7
Steve Grogan, New Eng.	303	168	55.4	2411	7.96	15	5.0	76	12	4.0	81.4
Billi Kenney, Kansas City	603	346	57.4	4348	7.21	24	4.0	53	18	3.0	80.8
Steve DeBerg, Denver	215	119	55.3	1617	7.52	9	4.2	54	7	3.3	79.9

NFC

Steve Bartkowski, Atlanta	432	274	63.4	3167	7.33	22	5.1	76	5	5.2	97.6
Joe Theismann, Wash.	459	276	60.1	3714	8.09	29	6.3	84	11	2.4	97.0
Joe Montana, San Fran.	515	332	64.5	3910	7.59	26	5.0	77	12	2.3	94.6
Neil Lomax, St. Louis	354	209	59.0	2636	7.45	24	6.8	71	11	3.1	92.0
Lynn Dickey, Green Bay	484	289	59.7	4458	9.21	32	6.6	75	29	6.0	87.3
Danny White, Dallas	533	334	62.7	3980	7.47	29	5.4	80	23	4.3	85.6
Jim McMahon, Chicago	295	175	59.3	2184	7.40	12	4.1	87	13	4.4	77.6
Vince Ferragamo, Rams	464	274	59.1	3276	7.06	22	4.7	61	23	5.0	75.9

LONGEST PASS PLAYS

AFC — 99 yards, touchdown, Jim Plunkett to Cliff Branch, L.A. Raiders vs. Washington, October 2

NFC — 87 yards, touchdown, Jim McMahon to Willie Gault, Chicago vs. Green Bay, December 4

LEADING RECEIVERS

	No.	Yards	Avg.	TDs
AFC				
Todd Christensen, L.A. Raiders	92	1247	13.6	12
Ozzie Newsome, Cleveland	89	970	10.9	6
Kellen Winslow, San Diego	88	1172	13.3	8
Tim Smith, Houston	83	1176	14.2	6
Carlos Carson, Kansas City	80	1351	16.9	7
Steve Largent, Seattle	72	1074	14.9	11
Marcus Allen, L.A. Raiders	68	590	8.7	2
Cris Collinsworth, Cincinnati	66	1126	17.1	5

NFC

Roy Green, St. Louis	78	1227	15.7	14
Charlie Brown, Washington	78	1225	15.7	8
Earnest Gray, N.Y. Giants	78	1139	14.6	5
Ron Springs, Dallas	73	589	8.1	1
Dwight Clark, San Francisco	70	840	12.0	8
Mike Quick, Philadelphia	69	1409	20.4	13
Billy Johnson, Atlanta	64	709	11.1	4
William Andrews, Atlanta	59	609	10.3	4

BEST PERFORMANCES

AFC — 14 catches, 162 yards, Kellen Winslow, San Diego vs. Kansas City, October 2

NFC — 11 catches, 126 yards, James Wilder, Tampa Bay vs. Cincinnati, September 25; 11 catches, 180 yards, Charlie Brown, Washington vs. L.A. Raiders, October 2; 11 catches, 126 yards, Ron Springs, Dallas vs. Tampa Bay, October 9; 11 catches, 110 yards, Tony Galbreath, Minnesota vs. Tampa Bay November 6

LEADING INTERCEPTORS

	No.	Yards	Long	TDs
AFC				
Ken Riley, Cincinnati	8	89	42	2
Vann McElroy, L.A. Raiders	8	68	28	0
Kenny Easley, Seattle	7	106	48	0
Deron Cherry, Kansas City	7	100	41	0
Lance Mehl, N.Y. Jets	7	57	34	1
Danny Walters, San Diego	7	55	33	0
Rick Sanford, New England	7	24	16	0

NFC

Mark Murphy, Washington	9	127	48	0
Beasley Reece, N.Y. Giants-Tampa Bay	8	103	29	0
Lionel Washington, St. Louis	8	92	26	0
Eric Wright, San Francisco	7	164	60	2
Johnnie Poe, New Orleans	7	146	31	1
Leslie Frazier, Chicago	7	135	58	1
Bruce McNorton, Detroit	7	30	15	0

LONGEST INTERCEPTION RETURNS

AFC — 73 yards, touchdown, Jacob Green, Seattle vs. Cleveland, October 2
NFC — 70 yards, touchdown, Bobby Johnson, New Orleans vs. Tampa Bay, October 23; 70 yards, touchdown, Mel Kaufman, Washington vs. St. Louis, November 6; 70 yards, touchdown, Roosevelt Barnes, Detroit vs. Pittsburgh October 2

LEADING SCORERS, KICKING

	PAT	FG	Long	TP
AFC				
Gary Anderson, Pittsburgh	38-39	27-31	49	119
Nick Lowery, Kansas City	44-45	24-30	58	116
Chris Bahr, L.A. Raiders	51-53	21-27	47	114
Raul Allegre, Baltimore	22-24	30-35	55	112
Norm Johnson, Seattle	49-50	18-25	54	103
Matt Bahr, Cleveland	38-40	21-24	47	101
Uwe von Schamann, Miami	45-48	18-27	52	99
Rich Karlis, Denver	33-34	21-25	50	96
Rolf Benirschke, San Diego	43-45	15-24	51	88
Jim Breech, Cincinnati	39-41	16-23	47	87

NFC

Mark Moseley, Washington	62-63	33-47	51	161
Ali Haji-Sheikh, N.Y. Giants	22-23	35-42	56	127
Ray Wersching, San Francisco	51-15	25-30	52	126
Rafael Septien, Dallas	57-59	22-27	47	123
Jan Stenerud, Green Bay	52-52	21-26	48	115
Eddie Murray, Detroit	38-38	25-32	54	113
Benny Ricardo, Minnesota	33-34	25-33	44	108
Mick Luckhurst, Atlanta	43-45	17-22	49	94
Morten Andersen, New Orleans	37-38	18-23	52	91
Neil O'Donoghue, St. Louis	45-47	15-29	52	90

LONGEST FIELD GOALS

AFC — 58 yards, Nick Lowery, Kansas City vs. Washington, September 18; 58 yards, Steve Cox, Cleveland vs. Denver, December 4

NFC — 56 yards, Ali Haji-Sheikh, N.Y. Giants vs. Green Bay, September 26; 56 yards, Ali Haji-Sheikh, N.Y. Giants vs. Detroit, November 7

LEADING SCORERS, TOUCHDOWNS

	TDs	Rush	Rec.	Ret.	TP
AFC					
Pete Johnson, Cincinnati	14	14	0	0	84
Curt Warner, Seattle	14	13	1	0	84
Chuck Muncie, San Diego	13	12	1	0	84
Marcus Allen, L.A. Raiders	12	9	2	1	72
Earl Campbell, Houston	12	12	0	0	72
Todd Christensen, L.A. Raiders	12	0	12	0	72
Mike Pruitt, Cleveland	12	10	2	0	72
Steve Largent, Seattle	11	0	11	0	66

NFC

John Riggins, Washington	24	24	0	0	144
Eric Dickerson, L.A. Raiders	20	18	2	0	120
Roy Green, St. Louis	14	0	14	0	84
Mike Quick, Philadelphia	13	0	13	0	78
Roger Craig, San Francisco	12	8	4	0	72
William Andrews, Atlanta	11	7	4	0	66
Ted Brown, Minnesota	11	10	1	0	66
Paul Coffman, Green Bay	11	0	11	0	66
Wayne Wilson, New Orleans	11	9	2	0	66

BEST PERFORMANCES

NFC — 24 points, 4 touchdowns, Roy Green, St. Louis vs. Seattle, November 13

AFC — 18 points, 3 touchdowns, by 11 players: Todd Christensen, L.A. Raiders (twice); Earl Campbell, Houston; Tony Collins and Mosi Tatupu, New England; Joe Cribbs, Buffalo; Pete Johnson, Cincinnati; Steve Largent, Seattle; Chuck Muncie and Kellen Winslow, San Diego; Mike Pruitt, Cleveland; and Curt Warner, Seattle. 18 points, 5 field goals and 3 extra points, Rich Karlis, Denver vs. Seattle, November 20

LEADING PUNTERS	No.	Yards	Long	Avg.
AFC				
Rohn Stark, Baltimore	91	4124	68	45.3
Rich Camarill, New England	81	3615	70	44.6
Maury Buford, San Diego	63	2763	60	43.9
Reggie Roby, Miami	74	3189	64	43.1
Ray Guy, L.A. Raiders	78	3336	67	42.8
Craig Colquitt, Pittsburgh	80	3352	58	41.9
Pat McNally, Cincinnati	67	2804	60	41.6
Luke Prestridge, Denver	87	3620	60	41.6
NFC				
Frank Garcia, Tampa Bay	95	4008	64	42.2
Max Runager, Philadelphia	59	2459	55	41.7
Bucky Scribner, Green Bay	69	2869	70	41.6
Greg Coleman, Minnesota	91	3780	65	41.5
Carl Birdsong, St. Louis	85	3529	59	41.5
Mike Black, Detroit	71	2911	60	41.0
Russell Erxleben, New Orleans	74	3034	60	41.0
Ralph Giacomarro, Atlanta	70	2823	57	40.3
Dave Jennings, N.Y. Giants	84	3386	66	40.3

LONGEST PUNTS

AFC — 70 yards, Rich Camarillo, New England vs. New Orleans, December 4

NFC — 70 yards, Bucky Scribner, Green Bay vs. Cincinnati, October 30

LEADING PUNT RETURNERS

	No.	Yards	Avg.	TDs
AFC				
Kirk Springs, N.Y. Jets	23	287	12.5	1
Greg Pruitt, L.A. Raiders	58	666	11.5	1
Paul Johns, Seattle	28	316	11.3	1
Zach Thomas, Denver	33	368	11.2	1
Ricky Smith, New England	38	398	10.5	0
Mike Martin, Cincinnati	23	227	9.9	0
Mark Clayton, Miami	41	392	9.6	1
Paul Skansi, Pittsburgh	43	363	8.4	0
NFC				
Henry Ellard, L.A. Raiders	16	217	13.6	1
Dana McLemore, San Francisco	31	331	10.7	1
Billy Johnson, Atlanta	46	489	10.6	1
Ken Johnson, Detroit	23	230	10.0	0
Dennis McKinnon, Chicago	34	316	9.3	1
Phillip Epps, Green Bay	36	324	9.0	1
Stump Mitchell, St. Louis	38	337	8.9	0
LeRoy Irvin, L.A. Rams	25	212	8.5	0

LONGEST PUNT RETURNS

AFC — 97 yards, touchdown, Greg Pruitt, L.A. Raiders vs. Washington, October 2

NFC — 90 yards, touchdown, Phillip Epps, Green Bay vs. Tampa Bay, October 2

LEADING KICKOFF RETURNERS

	No.	Yards	Avg.	TDs
AFC				
Fulton Walker, Miami	36	962	26.7	0
Steve Brown, Houston	31	795	25.6	1
Kendall Williams, Baltimore	20	490	24.5	0
Zach Dixon, Baltimore-Seattle	51	1171	23.0	1
Kirk Springs, N.Y. Jets	16	364	22.8	0
Van Williams, Buffalo	22	494	22.5	0
Preston Brown, N.Y. Jets	29	645	22.2	0
Cle Montgomery, L.A. Raiders	21	464	22.1	0
NFC				
Darrin Nelson, Minnesota	18	445	24.7	0
Michael Morton, Tampa Bay	30	689	23.0	0
Mike Nelms, Washington	35	802	22.9	0
Leon Bright, N.Y. Giants	21	475	22.6	0
Jarvis Redwine, Minnesota	38	838	22.1	0

Kenny Duckett, New Orleans	33	719	21.8	0
Stump Mitchell, St. Louis	36	778	21.6	0
Alvin Hall, Detroit	23	492	21.4	0

LONGEST KICKOFF RETURNS

AFC — 97 yards, touchdown, Carl Roaches, Houston vs. Pittsburgh, September 18

NFC — 66 Yards, Stump Mitchell, St. Louis vs. Dallas, September 11

1983 REGULAR SEASON FINAL STANDINGS

AMERICAN FOOTBALL CONFERENCE

EASTERN DIVISION

	W	L	T	PCT.	PTS.	OP
**Miami	12	4	0	.750	389	250
New England	8	8	0	.500	274	289
Buffalo	8	8	0	.500	283	351
Baltimore	7	9	0	.438	264	354
N.Y. Jets	7	9	0	.438	313	331

CENTRAL DIVISION

	W	L	T	PCT.	PTS.	OP
**Pittsburgh	10	6	0	.625	355	404
Cleveland	9	7	0	.563	356	342
Cincinnati	7	9	0	.438	346	302
Houston	2	14	0	.125	288	460

WESTERN DIVISION

	W	L	T	PCT.	PTS.	OP
**L.A. Raiders	12	4	0	.750	442	338
*Seattle	9	7	0	.563	403	397
*Denver	9	7	0	.563	302	327
San Diego	6	10	0	.375	358	462
Kansas City	6	10	0	.375	386	367

NATIONAL FOOTBALL CONFERENCE

EASTERN DIVISION

	W	L	T	PCT.	PTS.	OP
**Washington	14	2	0	.875	541	332
*Dallas	12	4	0	.750	479	360
St. Louis	8	7	1	.531	374	428
Philadelphia	5	11	0	.313	233	322
N.Y. Giants	3	12	1	.219	267	347

CENTRAL DIVISION

	W	L	T	PCT.	PTS.	OP
**Detroit	9	7	0	.563	347	286
Green Bay	8	8	0	.500	429	439
Chicago	8	8	0	.500	311	301
Minnesota	8	8	0	.500	316	348
Tampa Bay	2	14	0	.125	241	380

WESTERN DIVISION

	W	L	T	PCT.	PTS.	OP
**San Francisco	10	6	0	.625	432	293
*L.A. Rams	9	7	0	.563	361	244
New Orleans	8	8	0	.500	319	227
Atlanta	7	9	0	.438	370	389
**Division Champion						
*Wild Card for Playoffs						

NOTE: Seattle and Denver gained Wild Card berths over Cleveland because of their head-to-head victories against Browns.

1983 NFL AT A GLANCE

(Attendance in parentheses, home team in capitals)

AFC FIRST ROUND:	SEATTLE 31, Denver (64,275)
NFC FIRST ROUND:	Los Angeles Rams 24, DALLAS 17 (62,118)
AFC DIVISIONAL PLAYOFF:	Seattle 27, MIAMI 20 (74,136)
NFC DIVISIONAL PLAYOFF:	SAN FRANCISCO 24, Detroit 23 (59,979)
AFC DIVISIONAL PLAYOFF:	LOS ANGELES RAIDERS 38, Pittsburgh 10 (90,380)
NFC DIVISIONAL PLAYOFF:	WASHINGTON 51, Los Angeles Rams 7 (54,440)
AFC CHAMPIONSHIP GAME:	LOS ANGELES RAIDERS 30, Seattle 14 (91,445)
NFC CHAMPIONSHIP GAME:	WASHINGTON 24, San Francisco 17 (55,363)
SUPER BOWL XVIII:	LOS ANGELES RAIDERS 38, Washington 9 (72,920) at Tampa Stadium, Fla.
PRO BOWL:	NFC 45, AFC 3 (50,445) at Aloha Stadium, Honolulu, Hawaii

BENGALS YEAR-BY-YEAR RECORD

1983	7-9	1975	11-3
1982	7-2	1974	7-7
1981	12-4	1973	10-4
1980	6-10	1972	8-6
1979	4-12	1971	4-10
1978	4-12	1970	8-6
1977	8-6	1969	4-9-1
1976	10-4	1968	3-11


DEFENSE YEAR-BY-YEAR

YEAR	TOT. PLAYS	FIRST DOWNS	RUSH. YDS.	PASS. YDS.	TOT. YDS.	TOT. PTS.
1968	918	273	2089	2610	4747	329
1969	940	278	2651	2686	5337	367
1970	874	236	1543	2635	4178	255
1971	811	213	1778	2128	3906	265
1972	783	207	1810	1737	3547	229
1973	840	218	1807	1808	3705	231
1974	892	256	2152	1790	3942	259
1975	890	241	2144	1729	3923	246
1976	930	234	1919	1758	3675	210
1977	901	253	1897	2227	4124	235
1978	1037	269	2396	2227	4623	284
1979	1052	334	2219	3692	5911	421
1980	995	286	1680	3124	4804	312
1981	1053	324	1881	3413	5294	304
1982	551	170	850	2043	2893	177
1983	952	276	1499	2828	4327	302

OFFENSE YEAR-BY-YEAR

YEAR	TOT. PLAYS	FIRST DOWNS	RUSH. YDS.	PASS. YDS.	TOT. YDS.	TOT. PTS.
1969	728	172	1523	2345	4243	280
1970	831	210	2057	1870	3927	312
1971	867	236	2142	2124	4266	284
1972	898	255	1993	2328	4317	299
1973	871	252	2235	2277	4512	286
1974	837	260	1978	2534	4489	283
1975	967	285	1819	3241	5060	340
1976	878	238	2109	2191	4300	335
1977	904	248	1849	2333	4182	238
1978	1034	271	2131	2741	4872	252
1979	1050	289	2329	2310	4639	337
1980	1064	283	2069	2815	4884	244
1981	1067	361	1973	3995	5968	421
1982	604	207	949	2339	3288	232
1983	772	171	1807	1619	3426	215

"ANDERSON AIRLINES"



CINCINNATI QUARTERBACK KEN ANDERSON

The Cincinnati Bengals' brilliant quarterback Ken Anderson has passed for 30,396 yards during 13 seasons in the National Football League.

Anderson has completed 2452 passes in 4145 attempts during his distinguished career. He has thrown 184 touchdown passes and has been intercepted 146 times.

His career completion average is 59.2.

Anderson has passed for more than 400 yards twice and more than 300 yards 16 times.

A look at Anderson's 300 and 400 yard games follows:

400 YARDS OR MORE

DATE	TEAM	1982	COMP.	YDS.	TD	INT.
		ATT.				
Dec. 22	San Diego	56	40	416	2	1
1975						
Nov. 17	Buffalo	46	30	447	2	0

300 YARDS OR MORE

DATE	TEAM	1983	COMP.	YDS.	TD	INT.
		ATT.				
Oct. 2	Baltimore	31	22	340	3	2
Nov. 25	Miami	36	23	342	1	2
1982						
Sept. 12	Houston	40	29	354	2	0
Sept. 19	Pittsburgh	38	27	323	0	3
Jan. 2 @	Houston	32	28	329	2	0
(1983)						
Jan. 9 *	N.Y. Jets	35	26	354	2	3
(1983)						
	Playoff Game					

		1981				
DATE	TEAM	ATT.	COMP.	YDS.	TD	INT.
Sept. 27	Buffalo	40	28	328	3	0
Oct. 15	Pittsburgh	28	16	346	2	0
Nov. 22	Denver	37	25	396	3	0
Jan. 22 **	San Francisco	34	25	300	2	2

(1982)

**Super Bowl XVI at Silverdome, Pontiac, Mich.

		1979				
DATE	TEAM	ATT.	COMP.	YDS.	TD	INT.
Oct. 21 @	Cleveland	32	20	318	2	0
Nov. 4 @	Baltimore	28	17	320	3	2

		1978				
DATE	TEAM	ATT.	COMP.	YDS.	TD	INT.
Nov. 13	Oakland	50	30	388	2	4

		1977				
DATE	TEAM	ATT.	COMP.	YDS.	TD	INT.
Dec. 10	Pittsburgh	33	15	303	1	1

		1975				
DATE	TEAM	ATT.	COMP.	YDS.	TD	INT.
Nov. 2	Pittsburgh	19	41	331	3	3

		1974				
DATE	TEAM	ATT.	COMP.	YDS.	TD	INT.
Oct. 27	Houston	44	30	352	3	1

Ken Anderson vs. other NFL Lifetime Passing Leaders

Name	Attempts	
	Yrs.	No.
Fran Tarkenton	18	6437
John Unitas	18	5186
*Jim Hart	18	5069
John Hadl	16	4687
Roman Gabriel	15	4498
John Brodie	17	4491
Y.A. Tittle	17	4395
Norm Snead	16	4353
Sonny Jurgensen	18	4262
KEN ANDERSON	13	4145

	Completions	
	Yrs.	
Fran Tarkenton	18	3686
John Unitas	18	2830
*Jim Hart	18	2590
John Brodie	17	2469
KEN ANDERSON	13	2452

	Yards	
	Yrs.	
Fran Tarkenton	18	47,003
John Unitas	18	40,239
*Jim Hart	18	34,639
John Hadl	16	33,513
Y.A. Tittle	17	33,070
Sonny Jurgensen	18	32,224
John Brodie	17	31,548
Norm Snead	16	30,558
KEN ANDERSON	13	30,390

Touchdown Passes		
Name	Yrs.	No.
Fran Tarkenton	18	342
John Unitas	18	290
Sonny Jurgensen	18	255
John Hadl	16	244
Y.A. Tittle	17	242
Len Dawson	19	239
George Blanda	26	236
John Brodie	17	214
*Terry Bradshaw	15	212
*Jim Hart	18	209
Roman Gabriel	15	201
Norm Snead	16	196
Bobby Layne	15	196
Bob Griese	13	192
Sammy Baugh	16	188
KEN ANDERSON	13	184

* Active

ALLTIME BENGAL LEADERS

RUSHING

MOST ATTEMPTS:

1402, Pete Johnson

780, Bobbie Clark

MOST YARDS GAINED:

5419, Pete Johnson

3070, Essex Johnson

MOST GAMES / 100 YARDS OR MORE:

14, Pete Johnson

6, Paul Robinson

5, Essex Johnson

PASS RECEPTIONS:

MOST RECEPTIONS:

405, Isaac Curtis

MOST YARDS GAINED:

6971, Isaac Curtis

MOST TOUCHDOWN PASSES:

53, Isaac Curtis

PASSES

MOST PASSES ATTEMPTED:

4145, Ken Anderson

MOST PASSES COMPLETED:

2452, Ken Anderson

MOST YARDS GAINED:

28,618, Ken Anderson

MOST TOUCHDOWN PASSES:

184, Ken Anderson

SCORING

MOST POINTS:

549, Horst Muhlmann

MOST TOUCHDOWNS:

70, Pete Johnson

53, Isaac Curtis

MOST POINTS AFTER TD:

189, Horst Muhlmann

126, Jim Breech

MOST FIELD GOALS MADE:

120, Horst Muhlmann

PASS INTERCEPTIONS

MOST INTERCEPTIONS:

64, Ken Riley

1984 AFC-NFC INTERCONFERENCE GAMES

(Sunday unless noted; all times local)

Sept. 2	Miami at Washington	4:00
	San Diego at Minnesota	12:00
Sept. 6	Buffalo at St. Louis	12:00
	Cleveland at Los Angeles Rams	1:00
	Denver at Chicago	12:00
	Green Bay at Los Angeles Raiders	1:00
Sept. 16	Los Angeles Rams at Pittsburgh	4:00
	St. Louis at Colts	1:00
Sept. 23	Chicago at Seattle	1:00
	Houston at Atlanta	1:00
	Los Angeles Rams at Cincinnati	1:00
	Washington at New England	1:00
Sept. 30	Detroit at San Diego	1:00
	Miami at St. Louis	12:00
	New Orleans at Houston	3:00
	Seattle at Minnesota	12:00
Oct. 7	Denver at Detroit	1:00
	Philadelphia at Buffalo	1:00
	San Diego at Green Bay	3:00
	Washington at Colts	1:00
Oct. 14	Colts at Philadelphia	1:00
	Minnesota at Los Angeles Raiders	1:00
	Pittsburgh at San Francisco	1:00
Oct. 15	Green Bay at Denver (Monday night)	7:00
Oct. 21	San Francisco at Houston	3:00
	Seattle at Green Bay	12:00
Oct. 28	Atlanta at Pittsburgh	4:00
	Colts at Dallas	12:00
	New Orleans at Cleveland	1:00
	Tampa Bay at Kansas City	12:00
Nov. 4	Cincinnati at San Francisco	1:00
	Los Angeles Raiders at Chicago	12:00
Nov. 11	Philadelphia at Miami	1:00
	San Francisco at Cleveland	1:00
Nov. 18	Cleveland at Atlanta	1:00
	Dallas at Buffalo	1:00
	Minnesota at Denver	2:00
Nov. 19	Pittsburgh at New Orleans (Monday night)	8:00
Nov. 22	New England at Dallas (Thanksgiving)	3:00
Nov. 25	Atlanta at Cincinnati	1:00
	Buffalo at Washington	1:00
	Kansas City at New York Giants	1:00
Dec. 2	Detroit at Seattle	1:00
	New York Giants at New York Jets	1:00
	St. Louis at New England	1:00
Dec. 3	Chicago at San Diego (Monday night)	6:00
Dec. 9	Cincinnati at New Orleans	12:00
	Houston at Los Angeles Rams	1:00
	New England at Philadelphia	1:00
Dec. 10	Los Angeles Raiders at Detroit (Monday night)	9:00
Dec. 16	New York Jets at Tampa Bay	1:00
Dec. 17	Dallas at Miami	9:00

1983 TEAM RANKINGS

AMERICAN FOOTBALL CONFERENCE

	Offense			Defense		
	Tot.	Rush	Pass	Tot.	Rush	Pass
Balt.	10	1	14	11	7	11
Buff.	13	12	7	12	13	10
Cin.	7	7	6	*1	1	1
Clev.	4	10	3	5	6	6
Den.	14	11	9	9	4	12
Hou.	12	9	11	10	14	2
K.C.	3	14	2	7	10	7
Raiders	2	4	4	3	2	8
Mia.	8	5	8	4	5	5
N.E.	6	3	12	8	11	9
Jets	5	8	5	6	12	4
Pitt.	11	2	13	2	3	3
S.D.	*1	13	*1	13	8	13
Sea.	9	6	10	14	9	14

NATIONAL FOOTBALL CONFERENCE

	Offense			Defense		
	Tot.	Rush	Pass	Tot.	Rush	Pass
Atl.	6	7	6	13	11	10
Chi.	5	*1	11	4	7T	5
Dall.	4	9	2	10	2	13
Det.	10	8	12	6	10	4
G.B.	1	11	1	14	13	12
Rams	7	6	7	8	4	11
Minn.	11	10	8	12	12	3
N.O.	12	3	14	1	7T	*1
Giants	8	12	5	2	3	8
Phil.	13	13	10	11	14	2
St.L.	9	4	13	3	5	6
S.F.	3	5	3	5	6	7
T.B.	14	14	9	9	9	9
Wash.	2	2	4	7	*1	14

NATIONAL FOOTBALL LEAGUE

	Offense			Defense		
	Tot.	Rush	Pass	Tot.	Rush	Pass
Atl.	8	11	11	25	22	20
Balt.	21	2	28	23	17	21
Buff.	25	24	18	24	24	18
Chi.	6	*1	17	8	11T	12
Cin.	15	16	14	*1	2T	3
Clev.	10	19	6	9	14	9
Dall.	5	15	4	17	2T	27
Den.	26	23	20	21	10	23
Det.	18	12	22	11	16	11
G.B.	2	21	2	28	26	24
Hou.	24	18	23	22	28	4
K.C.	9	28	3	14	20	10
Raiders	7	10	9	4	4	13
Rams	12	9	12	15	6	22
Mia.	16	13	19	7	13	8
Minn.	20	20	13	19	25	6
N.E.	13	5	25	20	21	17
N.O.	23	6	26	2	11T	*1
Giants	14	22	8	5	5	16
Jets	11	17	10	13	23	7
Phil.	27	26	16	18	27	2
Pitt.	22	4	27	3	7	5
St.L.	17	7	24	6	8	14
S.D.	*1	25	*1	26	18	25
S.F.	4	8	5	10	9	15
Sea.	19	14	21	27	19	26
T.B.	28	27	15	16	15	19
Wash.	3	3	7	12	*1	28

* = League leader T = Tied for position

ALLTIME BENGAL FIRST DRAFT SELECTIONS

YEAR	ROUND	PLAYER
1968	1	C Bob Johnson, Tennessee
1969	1	QB Greg Cook, Cincinnati
1970	1	DE Mike Reid, Penn State
1971	1	T Vernon Holland, Tennessee State
1972	1	DE Sherman White, California
1973	1	WR Isaac Curtis, San Diego State
1974	1	DT Bill Kollar, Montana
1975	1	LB Glenn Cameron, Florida
1976	1	WR Billy Brooks, Oklahoma
1977	1	DE Eddie Edwards, Miami (Fla.)
1978	1	DE Ross Browner, Notre Dame
1979	1	QB Jack Thompson, Washington State
1980	1	T Anthony Munoz, USC
1981	1	WR David Verser, Kansas
1982	1	DE Glen Collins, Mississippi State
1983	1	C Dave Rimington, Nebraska
1984	1	LB Ricky Hunley, Arizona

BENGALS-FRITO LAY CHALLENGE FOR CHILDREN

The Cincinnati Bengals and the Frito-Lay Co. are teammates in the Challenge for Children program which began in 1982.

For every point scored by the Bengals in the regular season, Frito-Lay contributes \$100 to the Ricky King Fund which is administered by the Children's Hospital in Cincinnati.

Frito-Lay has contributed \$67,000 to the Ricky King Fund at Children's Hospital in Cincinnati since the Challenge for Children program began with the Bengals in 1982.

In 1982, Frito-Lay made a contribution of \$31,900. In addition to the \$100 for each point the Bengals scored, Frito-Lay presented the Ricky King Fund an additional \$7,000-\$1,000 for each game missed because of the players' strike.

"We are happy to be associated with Frito-Lay in this venture which is for a very, very worthy cause," said Paul E. Brown, vice president and general manager of the Cincinnati Bengals. "It's a wonderful partnership and we hope it will continue for many years."

BENGALS 1983 INDIVIDUAL HONORS

T	ANTHONY MUNOZ	All-NFL (AP, NEA, PFW) All-Pro (AP, PFWA, Football Digest) Pro Bowl
CB	KEN RILEY	All-NFL (AP, NEA, PFW) All-Pro (AP, Sporting News, PFW, Sports Illustrated)
WR	CRIS COLLINSWORTH	All-AFC (UPI second team, PFW) All-Pro (AP, NEA second team) All-AFC (UPI, PFW) Pro Bowl
C	DAVE RIMINGTON	All-Rookie (PFWA, Football Digest)
CB	RAY HORTON	All-Rookie (PFW)
LB	REGGIE WILLIAMS	Bengals Man-of-the-Year

The Right Man

The script called for a large Hispanic to play the part of a hospital orderly in the movie *The Right Stuff*. Released last November, the film, an adaptation of Tom Wolfe's book, tells the stories of America's original seven astronauts.

In case you didn't notice the credits, the orderly was Anthony Munoz, the Cincinnati Bengals' 6-foot 6-inch, 278-pound tackle.

Munoz also had a small part in *Borderline* (which starred Charles Bronson) during his junior year at USC.

The scenes involving Munoz were filmed in San Francisco shortly after the Bengals were beaten by the San Francisco 49ers 26-21 in Super Bowl XVI.

Munoz recalled with a laugh: "It seemed like there were 49ers penants following me around wherever I went."

BENGAL MAN-OF-THE-YEAR WINNERS

1983	Reggie Williams
1982	Reggie Williams
1981	Anthony Munoz
1980	Dave Lapham
1976	Bob Johnson
1975	Ken Anderson
	(overall NFL Man-of-the-Year)
1973	Neal Craig

BENGALS "100-YARD CLUB"

Cincinnati players who have gained 100 or more yards rushing in a game

	YDS.	DATE	TEAM
Paul Robinson	159	10-27-68	Oakland
Paul Robinson	156	11- 3-68	Houston
Paul Robinson	115	11-10-68	Kansas City
Paul Robinson	134	11-17-68	Miami
Jess Phillips	103	10- 4-69	San Diego
Jess Phillips	120	11- 2-69	Oakland
Paul Robinson	117	11-30-69	Buffalo
Jess Phillips	130	9-29-70	Oakland
Virgil Carter	110	11-15-70	Cleveland
Paul Robinson	117	11-22-70	Pittsburgh
Essex Johnson	113	9-19-71	Philadelphia
Essex Johnson	109	12- 5-71	Cleveland
Essex Johnson	103	10-29-72	Houston
Doug Dressler	110	10-29-72	Houston
Essex Johnson	131	9-23-73	Houston
Essex Johnson	121	9-30-73	San Diego
Boobie Clark	112	10-14-73	Pittsburgh
Boobie Clark	104	10-21-73	Kansas City
Boobie Clark	100	10-31-73	Cleveland
Archie Griffin	139	11-21-76	Kansas City
Pete Johnson	108	10-23-77	Denver
Deacon Turner	116	12-17-78	San Diego
Pete Johnson	160	12-17-78	Cleveland
Archie Griffin	103	10-28-79	Philadelphia
Pete Johnson	113	11-18-79	Houston
Archie Griffin	105	11-25-79	St. Louis
Pete Johnson	115	10-19-80	Minnesota
Pete Johnson	112	11-30-80	Kansas City
Pete Johnson	118	12- 7-80	Baltimore
Pete Johnson	134	12-14-80	Chicago
Pete Johnson	114	11- 1-81	Houston
Pete Johnson	105	11-29-81	Cleveland
Pete Johnson	129	11-28-82	LA Raiders
Pete Johnson	112	10-30-83	Green Bay
Pete Johnson	137	11-20-83	Houston
Pete Johnson	126	12- 4-83	Pittsburgh
Pete Johnson	118	12-11-83	Detroit

BENGAL PRO BOWL PLAYERS

KEN ANDERSON	QB	1976-77-82-83
TOM CASANOVA	S	1975
CRIS COLLINSWORTH	WR	1982-83-84
ISAAC CURTIS	WR	1974-75-76-77
PETE JOHNSON	RB	1982
JIM LeCLAIR	LB	1977
PAT McINALLY	P	1982
ANTHONY MUNOZ	T	1982-83-84
CHIP MYERS	WR	1973
LEMAR PARRISH	CB	1971-72-73-74-75-76-77
MIKE REID	DT	1973-74
DAN ROSS	TE	1983
BOB TRUMPY	TE	1971-74

CINCINNATI BENGALS ALLTIME ATTENDANCE

HOME ATTENDANCE

YEAR	PRESEASON	REGULAR SEASON	TOTAL
1968	41,793	180,362	222,155
1969	49,142	191,091	240,233
1970	163,920	407,757	571,677
1971	166,461	414,769	581,230
1972	167,411	397,488	564,899
1973	167,585	386,405	553,990
1974	119,252	368,368	487,620
1975	98,205	365,989	464,103
1976	94,415	362,908	457,323
1977	103,258	320,530	423,788
1978	93,928	355,451	449,379
1979	88,404	330,946	419,350
1980	80,883	367,240	448,123
1981	41,713	422,430	464,143
1982	88,723	215,133	303,856
1983	86,929	398,261	485,190
TOTALS	1,662,022	5,485,037	7,147,059

AWAY ATTENDANCE

YEAR	PRESEASON	REGULAR SEASON	TOTAL
1968	49,699	269,780	319,479
1969	66,632	342,855	409,487
1970	123,735	350,091	473,836
1971	154,781	394,412	549,193
1972	185,311	433,549	618,860
1973	207,515	368,201	575,716
1974	127,058	369,816	496,874
1975	221,956	355,882	577,838
1976	200,828	349,557	550,385
1977	203,696	357,528	561,224
1978	116,974	400,036	517,010
1979	107,069	443,562	550,631
1980	126,645	409,992	536,637
1981	183,792	391,168	574,960
1982	92,451	229,561	313,912
1983	74,112	475,348	549,460
TOTALS	2,242,254	5,932,338	7,814,322

PLAYOFF GAME ATTENDANCE AT HOME

1982	Bengals vs. Bills	55,420
1982	Bengals vs. Chargers	46,302
1983	Bengals vs. Jets	57,560

PLAYOFF GAME ATTENDANCE

1970	Bengals vs. Colts	51,127
1973	Bengals vs. Dolphins	74,770
1975	Bengals vs. Raiders	53,039
1982	Bengals vs. 49ers	81,270

Superbowl XVI at Pontiac, Michigan

ATTENDANCE RECORDS

LARGEST CROWD—REGULAR SEASON

Home	—60,284 Bengals vs. Browns—	October 17, 1971
Road	—83,520 Bengals vs. Browns—	October 11, 1970

LARGEST CROWD—POST SEASON

Road	—81,270 Bengals vs. 49ers—	January 24, 1982 at Pontiac, Michigan
------	----------------------------	--

LARGEST CROWD—PRESEASON

Home	—57,112 Bengals vs. Browns—	August 29, 1970
Road	—84,816 Bengals vs. Browns—	September 3, 1972 at Columbus, Ohio

CINCINNATI BENGALS ALLTIME ROSTER

NAME	POSITION	YEAR	COLLEGE
Adams, Doug	LB	1971-74	Ohio State
Alexander, Charles	RB	1979-83	LSU
Alexis, Alton	WR	1980	Tulane
Amsler, Martin	DE	1970	Evansville
Anderson, Ken	QB	1971-83	Augustana, Ill.
Anderson, Jerry	S	1977	Oklahoma
Archer, Dan	T	1968	Oregon
Avery, Ken	LB	1969-74	So. Mississippi
Baccaglio, Martin	DE	1968-70	San Jose State
Bacon, Coy	DE	1976-78	Jackson State
Bahr, Chris	PK	1976-79	Penn State
Bands, Estes	RB	1968	Colorado
Bass, Don	TE	1978-82	Houston
Beauchamp, Al	LB	1969-75	Southern U.
Bergey, Bill	LB	1969-73	Arkansas State
Berry, Royce	DE	1969-75	Houston
Blackwood, Lyle	S	1973-75	TCU
Brabham, Dan	LB	1968	Hawaii
Breech, Jim	K	1980-83	California
Breeden, Louis	CB	1978-83	N. Carolina Cent.
Bright, Greg	DB	1980-82	Morehead State
Brooks, Billy	WR	1976-79	Oklahoma
Boyarsky, Jerry	NT	1982-83	Pittsburgh
Brown, Bob	DT	1975-76	Arkansas AM & N
Browner, Jim	S	1979	Notre Dame
Browner, Ross	DE	1979-83	Notre Dame
Buchanan, Tim	LB	1968	Hawaii
Buie, Drew	WR	1972	Catawba
Bujnoch, Glenn	G	1976-82	Texas A & M
Buncom, Frank	LB	1968	USC
Burk, Scott	S	1979	Oklahoma State
Burley, Gary	DE	1976-83	Pittsburgh
Bush, Blair	C	1978-82	Washington
Cameron, Glenn	LB	1975-83	Florida
Canale, Justin	G	1969	Mississippi State
Carpenter, Ron	DE	1969-76	No. Carolina State
Carter, Virg	QB	1970-73	Brigham Young
Casanova, Tom	S	1972-77	LSU
Chandler, Al	TE	1980-82	Eastern Michigan
Chapman, Clarence	CB	1980-82	Eastern Michigan
Chomyszak, Steve	DT	1968-73	Syracuse
Christensen, Jeff	QB	1983	Eastern Illinois
Clark, Boobie	RB	1973-78	Bethune-Cookman
Clark, Wayne	QB	1974	U.S. International
Cobb, Marvin	CB-S	1975-79	USC
Cobb, Mike	TE	1977	Michigan State
Coleman, Al	S	1969-71	Tennessee State
Collins, Glen	DT	1982-83	Mississippi State
Collinsworth, Cris	WR	1981-83	Florida
Conley, Steve	RB	1972	Kansas
Cook, Greg	QB	1969-74	Cincinnati
Corbett, Jim	TE	1977-81	Pittsburgh
Cornish, Frank	DT	1970	Grambling
Coslet, Bruce	TE	1969-76	U. of Pacific
Cotton, Barney	G	1979	Nebraska
Cousino, Brad	LB	1975	Miami-Ohio
Crabtree, Eric	WR	1969-71	Pittsburgh
Craig, Neal	S	1971-73	Fisk
Curtis, Isaac	WR	1973-83	San Diego State
Davis, Charles	RB	1974-75	Colorado
Davis, Oliver	S	1981-82	Tennessee State
Davis, Ricky	S	1975	Alabama
Davis, Tony	RB	1976-78	Nebraska
DeLeone, Tom	G-C	1972-73	Ohio State
Dennis, Guy	G	1969-72	Florida
DePaso, Tom	LB	1978	Penn State
Devlin, Chris	LB	1975-78	Penn State
Dinkle, Tom	LB	1978-83	Kansas
Donahue, Mark	G	1978-79	Michigan
Dressler, Doug	RB	1970-74	Chico State

Dunn, Paul	RB-WR	1970	U.S. International
Durko, Sandy	S	1970-71	USC
Dyer, Ken	S	1969-71	Arizona State
Edwards, Eddie	DE	1977-83	Miami, FL
Elliott, Lenvil	RB	1973-78	NE Missouri State
Ely, Larry	LB	1970-71	Iowa
Elzey, Paul	LB	1968	Toledo
Erickson, Bernard	LB	1968	Abilene Christian
Ernst, Mike	QB	1973-74	Cal-Fullerton
Fest, Howard	G-T	1968-75	Texas
Ford, Mike	QB	1982	SMU
Fairchild, Greg	G	1976-77	Tulsa
Frazier, Curt	CB	1968	Fresno State
Frazier, Guy	LB	1981-83	Wyoming
Fritts, Stan	RB	1975-76	No. Carolina State
Fuller, Mike	S-PR	1981-82	Auburn
Gehrke, Jack	WR	1969-70	Utah
George, Tim	WR	1973	Carson-Newman
Gibler, Andy	TE	1983	Missouri
Glass, Billy	G	1980-81	Baylor
Graham, Ken	S	1970	Washington State
Graves, White	S	1968	LSU
Green, Dave	P-PK	1974-75	Ohio U.
Griffin, Archie	RB	1976-83	Ohio State
Griffin, James	S	1983	Middle Tennessee
Griffin, Jim	DE	1968-69	Grambling
Griffin, Ray	CB	1978-83	Ohio State
Guillory, John	S	1969-70	Stanford
Gunner, Harry	DE	1968-69	Oregon
Haffner, Mike	WR	1971	UCLA
Hannula, Jim	T	1982-83	Northern Illinois
Hargrove, Jim	RB	1981	Wake Forest
Harmon, Ed	LB	1969	Louisville
Harris, Bo	LB	1975-82	LSU
Harris, M.L.	TE	1980-83	Kansas State
Headrick, Sherrill	LB	1968	TCU
Heath, JoJo	KR-DB	1980	Pittsburgh
Henson, Champ	RB	1975	Ohio State
Herock, Ken	TE	1968	West Virginia
Hertel, Rob	QB	1978	USC
Hibler, Mike	LB	1968	Stanford
Hicks, Bryan	DB	1981-83	McNeese State
Holden, Steve	WR	1977	Arizona State
Holman, Rodney	TE	1982-83	Tulane
Holland, Vernon	T	1971-79	Tennessee State
Horton, Ray	CB	1983	Washington
Hunt, Bobby	S	1968-69	Auburn
Hunt, Ron	T	1976-78	Oregon
Jackson, Bernard	S-CB	1972-76	Washington State
Jackson, Robert	CB	1981-83	Central Michigan
Jauron, Dick	S	1978-81	Yale
Johnson, Bob	C	1968-79	Tennessee
Johnson, Essex	RB	1968-75	Grambling
Johnson, Jim	CB	1968-69	So. Carolina State
Johnson, Ken	DT	1971-77	Indiana
Johnson, Pete	RB	1977-83	Ohio State
Johnson, Walter	DT	1977	Los Angeles State
Joiner, Charlie	WR	1972-75	Grambling
Jolitz, Evan	LB	1974	Cincinnati
Jones, Bob	S	1973	Virginia Union
Jones, Willie Lee	DE	1968-71	Kansas
Kearney, Tim	LB	1972-74	No. Michigan
Keeling, Rex	P	1968	Samford
Kemp, Bobby	S	1981-83	Cal-Fullerton
Kellerman, Ernie	S	1973	Miami-Ohio
Kelly, Bob	T	1968	New Mexico State
Kelly, Mike	TE	1970-72	Davidson
Kindricks, Bill	DT	1968	Alabama A & M
King, Arthur	NT	1982	Grambling
King, Charley	S	1968-69	Purdue
Kinnebrew, Larry	RB	1983	Tennessee State
Koegel, Vic	LB	1974	Ohio State
Kollar, Bill	DT	1974-76	Montana State

Krieder, Steve	WR	1979-83	Lehigh
Krevis, Al	T	1975	Boston College
Krumrie, Tim	NT	1983	Wisconsin
Kurnick, Howie	LB	1979	Cincinnati
Lamb, Rod	RB	1968-70	South Carolina
Lapham, Dave	G	1974-83	Syracuse
Law, Dennis	KR-WR	1978	E. Tennessee State
Lawson, Steve	G	1971-72	Kansas
LeClair, Jim	LB	1972-83	North Dakota
Levenseller, Mike	WR	1979-82	Washington State
Lewis, Dave	P-QB	1970-73	Stanford
Livingston, Dale	P-PK	1968-69	Western Michigan
Lusby, Vaughn	KR-CB	1979	Arkansas
Maddox, Bob	DE	1974	Frostburg State
Maidlow, Steve	LB	1983	Michigan State
Marshall, Ed	WR	1971	Cameron
Martin, Mike	WR	1983	Illinois
Matlock, John	C	1968	Miami, FL
Matson, Pat	G	1968-74	Oregon
Mayes, Rufus	T	1970-78	Ohio State
McClure, Wayne	LB	1968-69	Mississippi
McDaniel, John	WR	1974-77	Lincoln
McInally, Pat	P-WR	1976-83	Harvard
McVea, Warren	WR	1968	Houston
Middendorf, Dave	G	1968-69	Washington State
Mitchell, Mack	DE	1979	Houston
Montoya, Max	G-T	1979-83	UCLA
Moore, Blake	C	1980-83	Wooster
Moore, Maulty	DT	1975	Bethune-Cookman
Morgan, Melvin	CB	1976-78	Miss. Valley
Morrison, Reece	RB	1972-73	S.W. Texas State
Muhlmann, Horst	PK	1969-74	None
Munoz, Anthony	T	1980-83	USC
Myers, Chip	WR	1969-76	N.W. Oklahoma
Niedert, John	LB	1968	Louisville
Novak, Jack	TE	1975	Wisconsin
Obrovac, Mike	G	1981-83	Bowling Green
Park, Ernie	T	1969	McMurray
Parrish, Lemar	CB	1970-78	Lincoln
Peacock, Elvis	RB	1981	Oklahoma
Perreault, Pete	G	1968	Boston U.
Perry, Scott	CB	1976-79	Williams
Peterson, Bill	LB	1968-72	San Jose State
Phillips, Jess	RB	1968-72	Michigan State
Phillips, Ray	LB	1977-78	Nebraska
Poole, Nathan	RB	1979-80	Louisville
Powers, Warren	S	1968	Nebraska
Pritchard, Ron	LB	1972-77	Arizona State
Pureifory, Dave	DT	1978	Eastern Michigan
Randall, Dennis	DE	1968	Oklahoma State
Randolph, Al	CB	1972	Iowa
Razzano, Rick	LB	1980-83	Virginia Tech
Reaves, John	QB	1975-78	Florida
Reid, Mike	DT	1970-74	Penn State
Rice, Andy	DT	1968-69	Texas Southern
Riley, Ken	CB	1969-83	Florida A & M
Rimington, Dave	C	1983	Nebraska
Robinson, Paul	RB	1968-72	Arizona
Roman, Nick	DE	1970-72	Ohio State
Ross, Dan	TE	1979-83	Northeastern
Ruud, Tom	LB	1978-79	Nebraska
Saffold, St.	WR	1968	San Jose State
Sawyer, Ken	S	1974	Syracuse
Schonert, Turk	QB	1980-83	Stanford
Schuh, Jeff	LB	1981-83	Minnesota
Scott, Bill	CB	1968	Idaho
Shelby, Willie	KR-RB	1976-77	Alabama
Sherman, Rod	WR	1968	Idaho
Shinners, John	G	1972-77	Xavier
Simmons, John	CB	1981-83	SMU
Simpkins, Ron	LB	1980-83	Michigan
Smiley, Tom	RB	1968	Lamar Tech
Smith, Fletcher	CB-S	1968-71	Tennessee State

Smith, Tommie	WR	1969	San Jose State
Spiller, Phil	S	1968	Los Angeles State
Staley, Bill	DT	1968-69	Utah
St. Clair, Mike	DE	1980-82	Grambling
Stofa, John	QB	1968-69	Buffalo
Suggs, Shafer	S	1980	Ball State
Sunter, Ian	PK	1980	None
Swanson, Terry	P	1968	Massachusetts
Tate, Rodney	RB-KR	1982-83	Texas
Thomas, Lee	DE	1973	Jackson State
Thomas, Speedy	WR	1969-72	Utah
Thompson, Jack	QB	1979-82	Washington State
Trumpy, Bob	TE	1968-77	Utah
Turner, Clem	RB	1969	Cincinnati
Turner, Dave	RB	1978-80	San Diego State
Turner, Jimmy	CB	1983	UCLA
Verser, David	WR-KR	1981-83	Kansas
Vincent, Ted	DT	1978	Syracuse
Vitiello, Sandro	K	1980	Massachusetts
Walker, Rick	TE	1977-79	UCLA
Walters, Stan	T	1972-74	Syracuse
Warren, Dewey	QB	1968	Tennessee
Washington, Ted	RB	1968	San Diego State
Watson, Pete	RB-TE	1972	Tufts
Weaver, Emanuel	NT	1982-83	South Carolina
Wells, Mike	QB	1977	Illinois
White, Andre	TE	1968	Florida A & M
White, Mike	DT	1979	Albany State
White, Sherman	DE	1972-75	California
Whitley, Wilson	DT	1977-82	Houston
Willis, Fred	RB	1971-72	Boston College
Williams, Ed	RB	1974	Langston
Williams, Gary	WR	1983	Wilmington College
Williams, Jim	CB	1968	Alcorn A & M
Williams, Monk	WR	1968	Arkansas AM & N
Williams, Reggie	LB	1976-83	Dartmouth
Wilson, Joe	RB	1973	Holy Cross
Wilson, Mike	T	1969-70	Dayton
Wilson, Mike	T	1979-83	Georgia
Wilson, Stanley	RB	1983	Oklahoma
Wright, Ernie	T	1968-71	Ohio State
Wyche, Sam	QB	1968-70	Furman

COVERING THE BENGALS

PRESS BOX

Located on Riverfront Stadium's south side, the press box is serviced by an elevator from ground level. The press box has services and booths for newspapers, television and radio. There are two darkrooms for wire service transmission.

CREDENTIALS

Contact either Al Heim or Inky Studley as early as possible for all credentials. Credentials will be mailed in advance when possible. If not, credentials will be picked up on game day at Press Will Call — Gate 9 on the Plaza Level at Riverfront Stadium. The Press Will Call window will be open two hours prior to game time. Please do not request credentials for non-workers. Photographers please specify field or upper level.

SERVICES

Programs, lineups, depth charts, statistics and game notes are provided before each home game. Play-by-play running accounts are provided at the end of each quarter. Complete team and individual statistics, lineups and substitutions, scoring summary, coaches comments and quarter summaries are available after the game.

LOCKER ROOM

Locker room passes will be distributed in the press box after halftime.

SCOUTS

Please contact the Bengals public relations office by TWX for credentials. Seating is in the baseball press box.

DINING ROOM

A cafeteria-style lunch and beverages are available to members of the media.

KEN RILEY SAYS GOODBYE



RILEY RETURNS INTERCEPTION FOR WINNING TD
AGAINST CLEVELAND IN 1983

KEN RILEY - CAREER INTERCEPTIONS

VS.	1969 - 1983 NO.	YDS.	TDS.
HOUSTON	10	74	0
CLEVELAND	8	56	1
RAIDERS	6	124	1
N.Y. JETS	5	22	0
DENVER	5	72	0
PITTSBURGH	5	10	0
NEW ENGLAND	4	27	0
SAN DIEGO	3	15	0
GREEN BAY	3	80	1
BALTIMORE	2	31	0
MIAMI	2	14	0
BUFFALO	2	0	0
CHICAGO	2	9	0
MINNESOTA	2	0	0
TAMPA BAY	1	34	1
ATLANTA	1	30	1
SEATTLE	1	18	0
DETROIT	1	14	0
KANSAS CITY	1	0	0
NEW ORLEANS	1	0	0
L.A. RAMS	1	0	0
SAN FRANCISCO	1	0	0
TOTALS	67	630	5

Includes 3 in post-season games
in 1975, 1981 and 1982.

PB's HALL OF FAMERS

Hall of Famer Paul Brown has coached or worked with 13 members of the Pro Football Hall of Fame.

Hall of Famers who have been touched by the Brown magic are the following:

Doug Atkins, DE, Cleveland 1955-62
 Jim Brown, FB, Cleveland 1957-63
 Willie Davis, DE, Cleveland 1960-62
 Weeb Ewbank, Coach, Cleveland 1949-53
 Len Ford, E, Cleveland 1950-57
 Otto Graham, QB, Cleveland 1946-55
 Forrest Gregg, Coach, Cincinnati 1980-83
 Lou Groza, T-K, Cleveland 1950-62
 Dante Lavelli, E, Cleveland 1946-56
 Mike McCormack, G, Cleveland 1954-62
 Marion Motley, FB, Cleveland 1946-53
 Bill Willis, G, Cleveland 1946-53
 Bobby Mitchell, RB, Cleveland 1958-61

1983 OPPONENTS' PR DIRECTORS

ATLANTA FALCONS:	PR Director, Charlie Dayton; Office telephone (404) 588-1111
BUFFALO BILLS:	PR Director, L. Budd Thalman; Office telephone (716) 648-1800
CHICAGO BEARS:	PR Director, Ken Valdiserri; Office telephone (312) 295-6600
CLEVELAND BROWNS:	PR Director, Kevin Byrne; Office telephone (216) 696-5555
DENVER BRONCOS:	PR Director, Charlie Lee; Office telephone (303) 296-1982
DETROIT LIONS:	PR Director, Don Kremer; Office telephone (313) 335-4131
HOUSTON OILERS:	PR Director, Bob Hyde; Office telephone (713) 797-9111
KANSAS CITY CHIEFS:	PR Director, Bob Sprenger; Office telephone (816) 924-9300
LOS ANGELES RAMS:	PR Director, Pete Donovan; Office telephone (714) 535-7267
NEW ENGLAND PATRIOTS: ..	PR Director, Tom Hoffman; Office telephone (617) 543-7911
NEW ORLEANS SAINTS:	PR Director, Greg Suit; Office telephone (504) 525-0792
NEW YORK JETS:	PR Director, Frank Ramos; Office telephone (212) 421-6600
SAN FRANCISCO 49ERS:	PR Director, Jerry Walker; Office telephone (415) 365-3420
SEATTLE SEAHAWKS:	PR Director, Gary Wright; Office telephone (206) 827-9777
PITTSBURGH STEELERS: ...	PR Director, Joe Gordon; Office telephone (412) 323-1200

OPPONENTS 123-133 IN '83

The combined record in 1983 of the Bengals' opponents for this season was 123-133.

The Bengals will play six games in 1984 with teams that appeared in the NFL playoffs last season.

They are Pittsburgh (twice), Los Angeles Rams, Seattle Seahawks, Denver Broncos and the San Francisco 49ers.

THE LAST TIME THE BENGALS . . .

Scored 50 or more points: Nov. 6, 1983 at Houston (55)
Scored 6 or more TD's: Nov. 6, 1983 at Houston (7)
Rushed for 4 or more TD's: Nov. 6, 1983 at Houston (5)
Passed for 4 or more TD's: Nov. 29, 1981 at Cleveland (4)
Scored 2 or more TD's by return/recovery: Oct. 14, 1979 vs Pittsburgh (2)
Scored a safety: Nov. 21, 1982 at Philadelphia (Reggie Williams)
Scored 4 or more field goals: Dec. 12, 1976 at New York Jets (Chris Bahr)
Had 30 or more first downs: Oct. 30, 1983 vs Green Bay (30)
Had 400 or more yards net total offense: Oct. 30, 1983 vs Green Bay (464)
Averaged 7 or more yards per offensive play: Nov. 20, 1983 vs Houston (8.0)
Had 200 or more yards rushing: Dec. 11, 1983 vs Detroit (207)
Had 300 or more yards passing: Nov. 28, 1983 at Miami (325)
Returned a punt for TD: Oct. 6, 1974 vs Washington (Lemar Parrish/90)
Returned a blocked punt for TD: Sep. 3, 1978 vs Kansas City (Scott Perry/25)
Returned a kickoff for TD: Oct. 3, 1976 at Cleveland (Willie Shelby/97)
Returned an interception for TD: Oct. 23, 1983 vs Cleveland (Ken Riley/42)
Returned a fumble recovery for TD: Nov. 6, 1983 at Houston (Reggie Williams/59)
Returned a blocked field goal attempt for TD: Nov. 8, 1970 at Buffalo (Lemar Parrish/83)
Recovered a blocked punt in endzone for TD: Oct. 30, 1977 vs Houston (blocked by Scott Perry, recovered by Willie Shelby)
Recovered a fumble in endzone for TD: Sep. 3, 1978 vs Kansas City (Don Bass)
Had a run from scrimmage, minimum 50 yards: Nov. 30, 1980 at Kansas City (Pete Johnson/57)
Completed a pass, minimum 70 yards: Nov. 28, 1983 at Miami (Ken Anderson to Isaac Curtis/80)
Made a field goal, minimum 50 yards: Sep. 19, 1982 at Pittsburgh (Jim Breech/50)
Kicked a punt, minimum 60 yards: Dec. 11, 1983 vs Detroit (Pat McNally/60)
Intercepted a minimum of 4 passes: Nov. 28, 1982 vs L.A. Raiders (Ken Riley/3, Jim LeClair/1)

BENGALS BAROMETER

1984 Milestones (Regular Season)

Ken Anderson

4500 Pass Attempts (needs 355)
2500 Pass Completions (needs 48)
200 Touchdown Passes (needs 16)
150 Passes Had Intercepted (needs 4)

Jim Breech

300 Points Scored (needs 8)
150 Points-After-Touchdown (needs 26)
75 Field Goals (needs 19)

Louis Breeden

25 Interceptions (needs 6)
500 Interception Return Yards (needs 183)

Isaac Curtis


7000 Pass Reception Yards (needs 29)
350 Points Scored (needs 32)
60 Touchdown Receptions (needs 7)

Pat McNally


25000 Punting Yards (needs 935)
600 Punts (needs 26)

David Verser

1500 Kickoff Return Yards (needs 250)



LOUIS BREEDEN HIGH RANKED CORNERBACK
 has 19 career pass interceptions.



EDDIE EDWARDS ON THE MOVE.
 BENGALS' DEFENSIVE END GOES IN FOR SACK.

BENGAL BIRTHDAYS

JANUARY

Jeff Christensen	1/8/60
Brian Blados	1/11/62
Turk Schonert	1/15/57
M.L. Harris	1/16/54
Brent Ziegler	1/21/61
Pete Koch	1/23/62
Bryan Hicks	1/24/57
John Rico	1/25/60
Cris Collinsworth	1/27/59
Gary Smith	1/27/60
Steve McKeaver	1/30/60

FEBRUARY

Stephan Benson	2/6/61
John Vernasco	2/8/61
Robert Williams	2/8/61
Rodney Tate	2/14/59
Rodney Achter	2/14/61
Ken Anderson	2/15/49
Marlin Evans	2/19/60
Glenn Cameron	2/21/53

MARCH

David Verser	3/1/58
Pete Johnson	3/2/54
Stanford Jennings	3/12/62
Aaron Jackson	3/16/61
Benn Musgrave	3/20/62
Ross Browner	3/22/54
Don Swafford	3/23/57

APRIL

Ron Simpkins	4/2/58
Bruce Kozerski	4/2/62
Jim Breech	4/11/56
Ray Horton	4/12/60
Boomer Esiason	4/17/61
Rodney Holman	4/20/60
Eddie Edwards	4/25/54
Andy Gibler	4/30/61

MAY

Pat McNally	5/7/53
Blake Moore	5/8/58
Max Montoya	5/12/56
Steve Kreider	5/12/58
Jerry Boyarsky	5/15/59
Tim Krumrie	5/20/60
Jeff Schuh	5/22/58
Brian Pillman	5/22/62
Mike Wilson	5/28/55
Bobby Kemp	5/29/59

JUNE

Clay Pickering	6/2/61
Steve Maidlow	6/6/60
Larry Kinnebrew	6/11/59
Ralph Battle	6/15/61
Jimmy Turner	6/15/59
Emanuel Weaver	6/28/60
Ray Griffin	6/29/56
Jerry Jones	6/29/61

JULY

Jim Hannula	7/2/59
Glen Collins	7/19/59
Guy Frazier	7/20/59
Charles Alexander	7/28/57

AUGUST

John Farley	8/11/61
Dave Rimington	8/13/62
Anthony Munoz	8/19/58
Stanley Wilson	8/23/61
Don Kern	8/25/62

SEPTEMBER

Gary Williams	9/4/59
James Griffin	9/7/61
Bruce Reimers	9/18/60
Reggie Williams	9/19/54

OCTOBER

Robert Jackson	10/10/58
Mike Obrovac	10/11/55
Isaac Curtis	10/20/50
Louis Breeden	10/26/53

NOVEMBER

Jack Helton	11/3/58
Leo Barker	11/3/59
Ricky Hunley	11/11/61
Rick Razzano	11/15/55
Mike Martin	11/18/60

DECEMBER

John Simmons	12/1/58
Gary Burley	12/8/52
James Brooks	12/28/58

FUTURE SUPER BOWL SITES

SUPER BOWL XIX	January 20, 1985
	Stanford Stadium, Palo Alto, Calif.
SUPER BOWL XX	January 26, 1986
	Superdome, New Orleans, La.
SUPER BOWL XXI	January 25, 1987
	Rose Bowl, Pasadena, Calif.
SUPER BOWL XXII	January 31, 1988
	Jack Murphy Stadium, San Diego, Calif.

Cover photo of Ken Anderson by Robert Harmeyer, NFL Properties.

BENGALS OFFICIAL DIRECTORY

ADMINISTRATIVE STAFF

Chairman of the Board	Austin E. Knowlton
President	John Sawyer
Vice President, General Manager	Paul E. Brown
Assistant General Manager	Michael Brown
Director of Player Personnel	Pete Brown
Assistant Player Personnel Director	Frank Smouse
Scouts	Earl Biederman, Frank Uible, Milt Von Mann
Business Manager	Bill Connelly
Director of Public Relations	Allan Heim
Ticket Manager	Paul Kelly
Ticket Office	Matt Power
Accountant	Jay Reis
Consultant	John Murdough
Team Physicians	Dr. George Ballou, Dr. Walter Timperman, Dr. Robert Heidt
Trainer	Marvin Pollins
Equipment Managers	Tom Gray, Al Davis
Entertainment Director	Shirley Bird
Photographer	Denny Landwehr
Public Address Announcer	Tom Kinder
Chief Statistician	Howard Lewis
Secretaries	Justine Colville, Teri Massa, JoAnn Meyer, Jennifer Pont, Sandy Schick, Ingrid Studley, Jan Sutton, Jill Turner

COACHING STAFF

Head Coach	Sam Wyche
Running Backs	Jim Anderson
Wide Receivers-Passing Game	Bruce Coslet
Quarterbacks-Tight Ends-Offense	Joe Faragalli
Defensive Coordinator-Defensive Backfield	Dick LeBeau
Offensive Line-Running Game	Jim McNally
Linebackers	Dick Selcer
Defensive Line	Bill Urbanik
Defensive Backfield	Trent Walters
Strength	Kim Wood

CLUB INFORMATION

Home Stadium	Riverfront Stadium
Office	200 Riverfront Stadium
Telephone	(513)621-3550
Training Camp	Wilmington College, Wilmington, Ohio
Telephone	(513) 382-2588
Radio (Bengals Network)	WKRC (ABC affiliate)
Team Colors	Orange, Black and White

BENGALS ROAD HEADQUARTERS

NEW YORK JETS	Sheraton Hasbrouck Heights
TAMPA BAY	Bay Harbor Hotel
CHICAGO	The Westin Continental Plaza
DENVER	Denver Marriott/City Center
PITTSBURGH	Pittsburgh Marriott/Greentree
NEW ENGLAND	Sheraton Mansfield Inn
HOUSTON	Houston Marriott at the Astrodome
SAN FRANCISCO	Hyatt Ricken
CLEVELAND	Bond Court Hotel
NEW ORLEANS	Hilton - New Orleans

**THE
CENTRAL
TRUST
COMPANY**
Your Financial Center