

B A L T I M O R E
RAVENS



2003

AFC NORTH DIVISION CHAMPIONS

2004 FAN & MEDIA GUIDE

**RAY
LEWIS**



**2000, 2003
NFL DEFENSIVE
PLAYER OF THE YEAR**

2004 SCHEDULE AND FACTS

PRESEASON

DATE	OPPONENT	PLACE	TIME
THU., AUG. 12	ATLANTA FALCONS	M&T BANK STADIUM	(ESPN) 8:00 PM
Fri., Aug. 20	at Philadelphia Eagles	Lincoln Financial Field	(CBS) 8:00 PM
SAT., AUG. 28	DETROIT LIONS	M&T BANK STADIUM	8:00 PM
Thu., Sep. 2	at New York Giants	Giants Stadium	7:00 PM

SEASON

Sun., Sep. 12	at Cleveland Browns	Cleveland Browns Stadium	1:00 PM
SUN., SEP. 19	PITTSBURGH STEELERS	M&T BANK STADIUM	1:00 PM
Sun., Sep. 26	at Cincinnati Bengals	Paul Brown Stadium	1:00 PM
MON., OCT. 4	KANSAS CITY CHIEFS	M&T BANK STADIUM	(ABC) 9:00 PM
Sun., Oct. 10	at Washington Redskins	FedEx Field	(ESPN) 8:30 PM
Sun., Oct. 17	BYE		
SUN., OCT. 24	BUFFALO BILLS	M&T BANK STADIUM	1:00 PM
Sun., Oct. 31	at Philadelphia Eagles	Lincoln Financial Field	1:00 PM
SUN., NOV. 7	CLEVELAND BROWNS	M&T BANK STADIUM	(ESPN) 8:30 PM
Sun., Nov. 14	at New York Jets	Meadowlands	1:00 PM
SUN., NOV. 21	DALLAS COWBOYS	M&T BANK STADIUM	1:00 PM
Sun., Nov. 28	at New England Patriots	Gillette Stadium	1:00 PM
SUN., DEC. 5	CINCINNATI BENGALS	M&T BANK STADIUM	1:00 PM
SUN., DEC. 12	NEW YORK GIANTS	M&T BANK STADIUM	1:00 PM
Sun., Dec. 19	at Indianapolis Colts	RCA Dome	(ESPN) 8:30 PM
Sun., Dec. 26	at Pittsburgh Steelers	Heinz Field	1:00 PM
SUN., JAN. 2	MIAMI DOLPHINS	M&T BANK STADIUM	1:00 PM

* HOME GAMES IN CAPS * ALL TIMES EASTERN * M&T BANK STADIUM * NAMED MAY 6, 2003 *

IMPORTANT DATES

2004:	July 29	Players Report to Training Camp
	Aug. 12-16	Preseason Begins
	Aug. 26	Camp Breaks
	Aug. 31	Roster to 65
	Sep. 5	Roster to 53
	Sep. 9-13	Regular Season Opens
2005:	Jan. 2	Regular Season Closes
	Jan. 8	Postseason Begins

RAVENS FACTS

Address:	Football Office 11001 Owings Mills Blvd. Owings Mills, MD 21117	AS OF OCT. 15 1 Winning Drive Owings Mills, MD 21117	M&T Bank Stadium 1101 Russell St. Baltimore, MD 21230 Capacity: 69,084 (410) 547-8100
Telephone:	(410) 654-6200	(410) 701-4000 (Main)	(410) 547-8100
Fax:	(410) 654-6212 (Main) (410) 654-6249 (PR)	(410) 701-4005 (Fax)	Fax: (410) 230-8060
Training Camp:	McDaniel College (9th Year) 451 WMC Drive Westminster, MD 21158 (410) 840-5000		Fan & Practice Information: (410) 261-FANS or 3267 Ticket Information: \$31, \$41, \$46, \$56, \$66, \$70, \$75 (410) 261-RAVE or 7283

Website: - baltimoreravens.com

Training Camp Credentials: - (410) 654-6248 / SteeleC@Ravens.NFL.com

Game Credentials: - ravensmedia.com / LuberaF@Ravens.NFL.com

TABLE OF CONTENTS

2003 IN REVIEW

All-Pro Ravens	242
Award-winning Ravens (Media)	276
Game-by-Game Summaries	259-275
Honor Roll	242
How Ravens were Built	251
NFL Rankings	276
NFL Standings	277
Player Participation	250
Pro Bowl Ravens	242
Season Review	258
Starting Lineup	242
Statistics, Postseason	244-245
Statistics, Preseason	246-247
Statistics, Regular Season	241-243
Statistics, Game-by-Game	248-249; 252-257

2004 MISCELLANEOUS

Abbreviation Chart	160
Credential Requests, Media	393
Game Day Media Access	391
Important NFL Dates	388-389
Index	403-406
Interview Requests	393
Media Policies	390
New Facility	58
NFL Schedule/Postseason Dates	399-401
Preseason NFL Schedule	398
Pronunciation Guide	85
Ravens Schedule	1
Rosters	237-240
Stadium Facts	1
Staff Directory	3
Staff Photos	55-58
Training Camp	386

ALL-TIME RAVENS

Attendance	297
Biggest Days, Ravens	295
Career Leaders	339-343
Coaches, All-Time	21
Draft Choices, All-Time	288
Draft Choices, Colleges	288
First Downs	293
Largest Crowds	297
Last Time	294
Longest Plays	296
Overtime Games	290
Postseason Results	289
Preseason Results	289
Pro Bowl Ravens	298
Rankings, Ravens	292
Ravens vs. NFL	306-313
Regular Season Results	290-291
Ring of Honor	298
Roster, All-Time	286-287
Shutouts	221
Statistics, Cumulative 1996-2002	314-338
Top 10, Off./Def. Games	141

Trades	298
Transactions	299-305
Won/Loss Results	289

BIOGRAPHIES

Assistant Coaches	22-37
Brian Billick	13-17
Steve Bisciotti	4-6
O. J. Brigance	41
Kevin Byrne	47
Dick Cass	8
Coordinators	18-21
Eric DeCosta	41-42
Draft Choices	213-222
Free Agents (1st Year/Rookies)	223-236
Jeff Goering	50
George Kokinis	42
Dennis Mannion	48
Art Modell	7
Pat Moriarty	40
Ozzie Newsome	9-12
Vincent Newsome	43
Player Personnel	44-46
Phil Savage	38-39
Bill Tessenendorf	49
Veterans	59-212

COMMUNITY

Ed Block Courage Award	150
Extra Effort Award	35
In The Community	51-54
Lineman of the Year	222
Player Foundations	54
Ravens All Community Team	387
Unsung Hero Award	103

GAME DAY SECTION

Baltimore's Marching Ravens	384
Cheerleaders	384
M&T Bank Stadium	379-383; 387
Mascots	384
Media Credentials	390-393
Preseason TV	385
Ravens Radio	396
RAVE-TV	385

HISTORY SECTION

Baltimore Pro Football History	280
Ravens History	280-285
Super Bowl XXXV	279

RECORDS SECTION

Baltimore Pro Football Records	376-378
Individual Records	344-350
Opponents Best Games	374-375
Postseason, Individual	363-367
Postseason, Team	368-373
Team Records	351-362

CREDITS

Photographers: Phil Hoffmann, Ross Hollebon, Cappy Jackson, Glenwood Jackson, Dave Trozzo, Stuart Haman
Executive Editor: Francine Lubera **Co-Editors:** Marisol McMacken Renner and Chad Steele
Special thanks to Adam H. Beasley, Kevin Byrne, Jeff Esposito, Melanie LeGrande and Ken Lisse

STAFF DIRECTORY

EXECUTIVE

Steve Bisciotti Owner
 Arthur B. Modell Minority Owner
 Richard W. Cass President
 Pam Lund Executive Assistant/Office Manager
 (to Bisciotti)
 David Modell Consultant
 Ron Shapiro Special Assistant to the
 Owner/Consultant

ADMINISTRATION

Jeff Goering Senior Director of Finance
 Bill Jankowski Dir. of Information Technology
 Jim Collier Controller
 Elizabeth Jackson Dir. of Human Resources
 Nick Fusee Network Administrator
 Patti Holtery Payroll Manager
 Dana Blankenbiller Accounts Payable Coord.
 Ross Hollebon Internet Coordinator
 Reba Joeckel Staff Accountant
 Toni Lekas and Valerie Wideman Receptionists

BUSINESS VENTURES

Dennis Mannion Senior VP/Business Ventures
 Laura Young Assistant, Business Ventures

BROADCASTING

Larry Rosen Sr. Director, Broadcasting
 Don DiRaddo Manager, Live Programming
 Pete Hock Manager, SMARTVISION Production
 Lauryn Taubman Manager, Broadcasting
 Katie Sadler Broadcasting/Marketing

TICKET SALES & OPERATIONS

Baker Koppelman Director of Ticket Sales
 & Operations
 T.J. a'Becket Ticket Operations/Service Rep.
 Mike Burke Ticket Sales Representative
 Andi Goodwin Ticket Operations/Service Rep.
 Stephanie Magill Ticket Operations/Service Rep.
 Adam Mazalewski Ticket Operations/
 Service Representative
 Bernard Stawski Ticket Sales Representative

MARKETING

Lisa Dixon Director, Marketing
 Brad Downs Manager, Fan Development
 Mike Preston Mgr., Bus. Ventures Communications
 TBA Characters Coordinator
 Tina Simijoski Cheerleaders Coordinator
 Keith Weldon Fan Development Coordinator
 Megan Collins Marketing Assistant
 Ken Lisse Art Director/Consultant
 John Ziemann Band Coordinator/Consultant

CORPORATE SALES & BUSINESS DEVELOPMENT

Mark Burdett Sr. Director, Business Development
 Theresa Abato Director, Premium Services/Suites
 Erin Stewart Dir., Corporate Sales Administration
 Ed Burchell Director, Corporate Partnerships
 Kevin Rochlitz Director, Corporate Sales
 Paige Boyle Corporate Sales Representative
 Josh Hartman Premium Services/Suites Coord.
 Ray Naimoli Manager, Business Development
 Kate Kaiser Corporate Sales Coordinator

STADIUM OPERATIONS

Roy Sommerhof Sr. Director,
 Stadium Operations
 Vince Patterozzi Head Groundskeeper
 Jobie Waldt Assistant Facilities Manager
 David Nowakowski Assistant Groundskeeper
 Molly Bell Stadium Operations Coordinator
 John Cline Facilities Assistant
 Bryan Filkins Groundskeeper
 P.J. Petel Groundskeeper

PUBLIC & COMMUNITY RELATIONS

Kevin Byrne Senior VP/ Public
 & Community Relations
 Francine Lubera Director of Publications/
 Assistant Director of Public Relations
 Kenny Abrams Director of Community Relations
 Chad Steele Media Relations Manager
 Marisol Renner Public/Community
 Relations Coordinator
 Adam H. Beasley Internet Content Writer
 Melanie LeGrande Community Relations Asst.
 Phil Hoffmann Team Photographer/Consultant

OPERATIONS

Bob Eller Director of Operations
 Darren Sanders Director of Security
 Joan Sieracki Operations Assistant/Travel
 Ed Brown, Renee Crouell, Vernon Holley Security

PLAYER PERSONNEL

Ozzie Newsome General Manager/Executive VP
 Phil Savage Director of Player Personnel
 George Kokinis Director of Pro Personnel
 Eric DeCosta Director of College Scouting
 Pat Moriarty Director of Football Administration
 O.J. Brigrance Director of Player Development
 Vincent Newsome Asst. Director of Pro Personnel
 T.J. McCreight National Scout
 Chad Alexander West Area Scout
 Joe Douglas Northeast Area Scout
 Joe Hartz Southeast Area Scout
 Ron Marciniak Southwest Area Scout
 Jessica Markison Assistant to the GM/
 Executive VP
 Daniel Jeremiah Player Personnel Assistant
 Jeremiah Washburn Player Personnel Assistant
 Chisom Opara Personnel Assistant

COACHING

Brian Billick Head Coach
 Jim Fassel Senior Consultant/Offense
 Matt Cavanaugh Offensive Coordinator
 Mike Nolan Defensive Coordinator
 Gary Zauner Special Teams Coordinator
 Jim Colletto Offensive Line
 Jedd Fisch Offensive Assistant
 Jeff FitzGerald Outside Linebackers
 Jeff Friday Strength and Conditioning
 Wade Harman Tight Ends/Assistant Offensive Line
 Johnnie Lynn Secondary
 Mike Pettine Defensive Assistant
 Paul Ricci Assistant Strength and Conditioning
 Rex Ryan Defensive Line
 David Shaw Quarterbacks/Wide Receivers
 Matt Simon Running Backs
 Mike Singletary Inside Linebackers
 Bennie Thompson Special Teams Assistant
 Dennis Thurman Secondary
 Phil Zacharias Defensive Assistant
 Maria Scellini Assistant to the Head Coach/
 Coaching Staff

EQUIPMENT

Ed Carroll Manager
 Darin Kerns Assistant Manager

FOOTBALL VIDEO OPERATIONS

Jon Dube Director of Football Video Operations
 Mark Bienvenu Assistant Director

TRAINING & MEDICAL

Bill Tessenendorf Head Certified Athletic Trainer
 Mark Smith Assistant Athletic Trainer
 Mark Teeples Assistant Athletic Trainer
 Sue James Nutritionist/Consultant



STEVE BISCIOTTI

OWNER

COLLEGE: SALISBURY STATE UNIVERSITY

YEARS WITH RAVENS: 5

YEARS IN NFL: 5

HS: SEVERNA PARK (MD)

BORN: 4/10/60

BIRTHPLACE: PHILADELPHIA, PA

Until he bought the Baltimore Ravens, Steve Bisciotti's incredible business success was not well known on a national level. In fact, it wasn't even notable in the Baltimore area, where he has kept a low profile while running a company that is one of the top producers in the Mid-Atlantic area. That's his style. *"I have no interest in notoriety, and wouldn't mind being the least known owner in the NFL,"* the outgoing and affable Bisciotti says.

Bisciotti, who is 44 and the 2nd-youngest owner in the NFL (to Daniel Snyder - 40), bought a minority interest in the Ravens in 2000 and completed the purchase of the franchise on April 9, 2004. Like Art Modell, the previous owner, Steve is a successful business person who purchased an NFL team at a young age. (Modell was 35 when he bought the Cleveland Browns in 1961.)

Bisciotti, who is building a \$31 million training complex for the Ravens (open October 2004), appreciates Modell. *"I basically served a 4-year apprenticeship under Art. He and the rest of the staff were more than gracious. I wasn't ready to fully own the Ravens when I started with the franchise,"* Bisciotti explains. At Steve's request, Modell serves as a consultant to Bisciotti and keeps an office with the Ravens.

How does Bisciotti describe his ownership style? *"I'm very involved, but would not describe myself as an owner who will be involved in the day-to-day decisions. I think I know the right questions to ask. I want to be included and continually educated. But, in the end, I want those qualified in their respective fields of expertise to make the decisions,"* Bisciotti says.

Bisciotti made few changes when he became owner. He named Dick Cass as the team president and complimented the staff assembled by Modell. *"I believe in character over competence, and Art and David (Modell) obviously did, too. This is a good group. They work hard. They're fun to be around, and they know how to win,"* Bisciotti says. Steve went to Modell 3 years ago and asked that the contracts for general manager Ozzie Newsome and head coach Brian Billick be extended. *"I wanted to make sure they (Brian and Ozzie) understood that I wanted them to stay with the Ravens. I hope they remain for many years to come."*

Born in Philadelphia on April 10, 1960, Steve is described as a "regular guy" by many. Most of his close friends are long-time associates who met him in school or his neighborhood.

Junior high school friend Nick Manis, a prominent Maryland lobbyist and legislative analyst, says: *"Steve is without pretense. You do hear*



Steve Bisciotti (left) and Ravens recently-appointed president Dick Cass (right) chatted at the 2004 May passing camp at the Owings Mills Facility. Cass, whose profile appears on page 8, has had significant experience in the sports industry. Steve is an avid fan who grew up watching the Colts and Orioles.

Ross Hollebon, Photographer

STEVE BISCIOTTI

people describe him as a 'regular guy,' and that's what he is. Success hasn't changed him or his circle. Spend time with him, and you'll hear about his family, his friends, the Terps and golf."

The Bisciottis moved to Baltimore (Severna Park) in March of 1961 when Steve, the youngest of 3 children, was 11 months old. His father, Bernard, took the children to Orioles and Colts games. Sadly, Bernard died of leukemia when Steve was 8. His mother, Patricia, a huge sports fan, then raised the children alone.

"I remember going to a couple of Colts games every season with my Dad or Mom and brother (Mike). We were on the 10-yard line, lower deck," Bisciotti recalls. "We'd go to O's games. My favorite player was Paul Blair, because my brother already claimed Brooks Robinson and wouldn't let me take the same guy. We'd also go to Westminster for Colts training camp. We have pictures with various players, and I have one with me wearing Johnny Unitas' helmet. I would always ask the players if I could wear their helmets."

Growing up, Steve always worked part-time. He mowed lawns (including at St. John the Evangelist Catholic Church), pumped gas and babysat. And he played sports. *"I wasn't much of a high school athlete, but played football, baseball and basketball all the time when I was growing up,"* Bisciotti adds. As a senior at Severna Park HS, Steve played on the football team for head coach Andy Borland. (Bisciotti transferred to Severna Park after 2 years at Severn School.)

After graduating from Salisbury State with a degree in liberal arts in 1982, Bisciotti worked in the temporary help industry. When he lost his job in 1983 (he was 23), he started Aerotek with his 1st cousin, Jim Davis. They opened a basement office in Annapolis and furnished it with 2nd-hand desks purchased from Goodwill. They offered aerospace and technology companies access to skilled temporary employees. Starting with 2 employees and 2 clients, Bisciotti and Davis produced \$1.5 million in sales in the 1st year.

Aerotek grew into the Allegis Group, which currently is the 3rd-largest staffing firm in the United States — 6th in the world. The company, which is based in the Baltimore area and has offices throughout the US, Canada and Europe, has almost 5,000 employees and 65,000 high-end contract workers. The company, which does little self promotion or publicity, places employees in positions



from engineers to cable installers, to computer programmers, to marketing specialists.

Steve, who enjoys golfing, boating and a devotion to University of Maryland athletics (see above), and his wife Renée (Foote), are the parents of 2 high school sons: Jason, 18, and Jack, 16. Renée helped design the interior and selected the furnishings at the Ravens' new complex. The family lives in Millersville, MD.

Pronunciation is Bih-SHAH-tee.

Steve and Ravens LB Ray Lewis shared a greeting at Ray's 3rd Annual Celebrity Bowling Tournament's pre-tournament reception. The event is held in May and raises thousands of dollars for Ray's Foundation. Above, Steve encouraged the Terps at a recent basketball game.

Glenwood Jackson, Photographer



FROM AND ABOUT STEVE ...

MARYLAND BASKETBALL COACH GARY WILLIAMS: "What really strikes me about Steve is his loyalty to the friends he's had forever. A lot of people, when they become very successful like Steve, they move on. His friends are the same ones he grew up with. That's one of his strengths."

MARYLAND HOUSE SPEAKER MICHAEL E. BUSCH (Who grew up 8 houses away from Steve in Severna Park): "Steve values hard work, values his family. His friends today are the same ones he had yesterday. He hasn't changed his personality or his friends. There is nothing pretentious about him. He's the same guy I knew as a kid. He goes to his sons' games, and he's just as enthusiastic there as he is at Ravens games."

STEVE BISCIOTTI ON BEING A FAN: "You don't stop being a fan when you're an owner. I now get to do what every fan would like to do – go into Ozzie and Brian's offices and ask them what's going on. And, they have to tell me. That's a fun side to all of this...I bought an organization that functions well. If I were to tell Brian how to coach, that wouldn't be smart. He's been doing this for 30 years. I won't be telling Ozzie how to draft. He's the best in the business."

BISCIOTTI ON RAVENS FANS: "My responsibility is not only to my family and the people who work for the Ravens. There are over a million stockholders in the area that we have obligations to. They're the fans that invest 3 hours on Sunday to watch, listen to or attend our games. That's a big difference from owning a non-sports company."

SEVERNA PARK HS FOOTBALL COACH ANDY BORLAND (Steve's HS Coach): "Steve flew my grandson and me to the Ravens' Super Bowl. He included an old man like me, along with his close friends, on a charter flight. He gave us a memory that will last a lifetime. That's so typical of his generosity and devotion to his history."

BISCIOTTI ON HIS BUSINESS SUCCESS: "We worked pretty hard for a lot of hours for a lot of years. We had a lot of good people with great desire and a willingness to do all the right things to succeed. And, we had fun doing the work. It was never about calling attention to ourselves. We were happy to just produce. There was some luck involved, but there was also incredible effort by people of character."



Steve Bisciotti (far left) and his wife Renée showed support for Art Modell, joining him and his wife Pat at the annual Ed Block Courage Awards dinner last March. Art was presented with a one-of-a-kind Honorary Courage Award. The honor represented Art's contributions to the NFL, Ed Block Foundation and the City of Baltimore. Following that presentation, Modell received a medalion from St. Vincent's in appreciation of his philanthropy. Steve has asked Art to stay with the Ravens as a consultant.

Glenwood Jackson,
Photographer



ART MODELL

MINORITY OWNER

YEARS WITH RAVENS: 9

YEARS IN NFL: 44

JOINED AIR FORCE: 1943

HS: NEW ULTRECHT (BROOKLYN) NY

BORN: 6/23/25, BROOKLYN, NY

Art Modell embodies the legacy of a true American success story. He's been described as a bold, competitive and compassionate entrepreneur. Modell finalized the sale of the World Champion Baltimore Ravens to majority owner Steve Bisciotti in April 2004. Art was 1 of 15 finalists for the Canton NFL Hall of Fame in 2001 and a semifinalist for the class of 2004.

Modell, who purchased the Cleveland Browns for what was an unprecedented price of \$4 million in 1961, brought the NFL back to Baltimore in February of 1996. It was not an easy move to make for the longtime Cleveland, but Modell did not leave the fans of Cleveland empty handed. Art left the name "Browns," the team colors and the great Browns' history.

In his previous 43 seasons of NFL ownership (Cleveland and Baltimore), Modell won 2 NFL championships (1964 and 2000), and 3 other teams (1965, 1968 and 1969) played in NFL title games. Three more teams (1986, 1987 and 1989) lost memorable AFC Championship battles against John Elway and the Broncos. Ten other teams earned playoff berths, while 6 more entered the season's final week with a chance to make the postseason.

Modell was the only elected NFL president in league history, serving in that capacity from 1967 through 1969. He chaired the negotiations for the 1st collective bargaining agreement with the players in 1968, leading a committee that included Vince Lombardi and Jim Finks, another NFL Hall of Famer. Modell might be most noted for his tenure as the NFL's broadcast chairman. The contracts he negotiated over a 31-year period (1962-93) set the standard for sports TV.

Other key career highlights include:

- Chairman of the Owners Labor Committee (1968), which successfully negotiated the NFL's 1st players' collective bargaining agreement.
- Served on the NFL-AFL Merger Committee, breaking the impasse for realignment of the 2 leagues by moving the Browns to the AFC.
- Worked closely with Pete Rozelle to establish NFL Films and became its 1st Chairman.
- In 1970, Art was an important negotiator with ABC to launch Monday Night Football and volunteered to host the 1st game in Cleveland. (The Browns won, 31-21, over the NY Jets.)

"I believe Art belongs in the Hall of Fame. I don't know a person who has done more for the league than Modell, especially through television."

*— Wellington Mara, NY Giants
owner, January, 2002*

PERSONAL: Art and his wife, Pat, are the parents of John and David. David will remain with the Ravens as a consultant until 2005, and lives in Baltimore with his wife Michele. He has 4 children: daughters, Breslin Ebright and Collier Honora, and sons, Arthur Edward and David Orrick Jr. John was VP of special projects. He managed game-day entertainment and oversaw the SMARTVISION video boards and sound equipment. John and his wife, Tracy, live in Los Angeles with son Dylan and daughter Isabella. He is a composer/producer and is president of Modular Entertainment, a music and multimedia production company. Art and Pat are residents of Cockeysville, MD and Vero Beach, FL.



DICK CASS

PRESIDENT

COLLEGE: PRINCETON

LAW SCHOOL: YALE

YEARS WITH RAVENS: 1

YEARS IN NFL: 1

HS: MERCERSBURG (PA) ACADEMY

BORN: 1/13/46, WASHINGTON, DC

Dick Cass, an attorney who has served as legal counsel to a number of NFL owners and the NFL office, was named president of the Baltimore Ravens in April of 2004. Prior to joining the Ravens, Cass spent 31 years with the law firm of Wilmer, Cutler & Pickering.

2004: (with Baltimore) Dick Cass, who was named president of the club in April, was Steve Bisciotti's 1st hire as the new owner of the Baltimore Ravens...Cass brings a wealth of knowledge and expertise to the team.

1972-2003: (with Wilmer, Cutler & Pickering) Cass comes from the DC-based law firm of WCP...Was chairman of the firm's Business Transactions Section and a member of the firm's Management Committee...Had a general corporate and securities practice, representing companies and entrepreneurs in complex corporate, partnership and securities transactions. **2003:** Was counsel to the Independent Commission of the US Olympic Committee. **2002:** Was counsel to the owner of the NBA Charlotte Hornets in the team's relocation to New Orleans. **2000:** Worked with Steve Bisciotti in the purchase of the Ravens from the Modell family. **1999:** Represented the estate of Jack Kent Cooke in the sale of the Washington Redskins to Daniel Snyder. **1992-93:** Retained by NFL to advise on collective bargaining agreement with players (continues today). **1980s:** Represented Dallas Cowboy owner Jerry Jones in the acquisition of the team and Texas Stadium...Continued to advise Jones and Cowboys on a variety of franchise matters, including sponsorship contracts, collective bargaining agreement and salary cap, NFL broadcast arrangements, NFL Internet policies, stadium financing, estate planning, local broadcast partnerships, and NFL substance abuse programs. **1979:** Became a partner of WCP. **1972:** Joined WCP.

PERSONAL: Graduated Phi Beta Kappa from Princeton in 1968...A knee injury, coupled with surgery, kept him from athletics his 1st 2 years...Played rugby as a junior and senior for the Tigers...Graduated from Yale Law School in 1971...Clerked for a federal judge in Connecticut for 1 year before joining Wilmer, Cutler and Pickering, a law firm with offices around the globe...Father was in the Coast Guard...As a child, Dick moved all over the country with his parents, including Virginia, Maryland, Michigan, California, Florida and Massachusetts...Graduated from Mercersburg (PA) Academy, where he was student body president and captain of the football, basketball and baseball teams...Cass serves as a director of the Greater Baltimore Committee and has served on the boards of trustees for both Princeton and Mercersburg...Dick's wife, Heather, owns an architecture firm...She is also a graduate of Yale (Architecture School) and is a Fellow of the American Institute of Architects...Their daughter, Courtney, is a Columbia graduate who taught in New York public schools for 3 years...She is now earning a law degree at Virginia...Son Willy is a graduate of St. Albans in DC, and is a freshman at Yale.

Dick and his family are residents of Chevy Chase, MD.

"Dick has had involvement with every aspect of an NFL team outside of coaching and scouting. His legal expertise, his working knowledge of the business, his relationships at the league office, and the respect he has already earned around the league will be a significant asset for the franchise."

*– Steve Bisciotti, Owner,
Baltimore Ravens*



OZZIE NEWSOME

GENERAL MANAGER/EXECUTIVE VICE PRESIDENT

COLLEGE: ALABAMA

YEARS WITH RAVENS: 9

YEARS IN NFL: 27

YEARS IN PERSONNEL: 14

HS: COLBERT COUNTY (LEIGHTON) AL

BORN: 3/16/56, MUSCLE SHOALS, AL

Ozzie Newsome – a *Pro Football Hall of Famer* – was the *architect of the Ravens Super Bowl XXXV championship team in 2000* and was promoted to general manager and executive vice president in the fall of 2002. In 2004, he was ranked 15th out of 101 on *Sports Illustrated's* most influential minorities list. *Of the 8 Ravens Pro Bowlers in 2004, 7 are Ravens 1st-round draft picks* – LT Jonathan Ogden, LBs Ray Lewis, Peter Boulware, CB Chris McAlister, RB Jamal Lewis, TE Todd Heap and S Ed Reed.

DRAFTS: 1996-2003: (with Baltimore) **2003:** *Ravens finished the season winning their 1st-ever division title*...With a 10-6 record, Baltimore hosted the Titans in the Wild Card, but lost 20-17...Although the postseason came to an abrupt end, the Ravens sent 8 former draft picks to the Pro Bowl, including LB Adalius Thomas (6)...In the draft, Newsome and his staff picked **LB Terrell Suggs** (1a, 10th overall), who posted a Ravens' rookie record 12 sacks as a 3rd-down DE and earned **NFL Defensive Rookie of the Year** honors...QB Kyle Boller (1b, 19th overall) threw 2 TDs and 6 INTs over the 1st 5 games of the season, but improved to 5 TDs and only 3 INTs over his last 4 games before he was sidelined with an injury...By the 9th game at St. Louis, Boller had a 5-3 record...Ravens selected Boller with NE's 1st pick (19th) in 2003; Ravens gave Pats their 2nd in 2003 and 1st in 2004...RB Musa Smith (3) saw action in 11 games and scored 2 TDs, serving as a backup to Jamal Lewis and Chester Taylor...DE Jarret Johnson (4a) played in 15 games, starting 1 at LDE...S Jerome Sapp (6) played in 14 games.

NEWSOME ON THE DRAFT: "Drafts are exciting. They remind me of getting ready for a big game, like the Steelers or a playoff game. We feel pretty good about the players we acquired over our 9 Ravens drafts. We have a certain type of player we want. Our scouts do a good job of finding 'Raven-type players.'"

2002: Newsome and his staff assembled the youngest team in NFL history in 2002...Most observers predicted the Ravens would win 2-to-4 games...Baltimore entered game 15 with a 7-7 mark and a chance to be the AFC's top Wild Card playoff team...Two last-minute losses to Cleveland (14-13) and at Pittsburgh (34-31) gave the Ravens a 7-9 mark...That year's draft, which produced 2 immediate starters, the punter and return specialist, might not top the 1996 Ogden/Ray Lewis/Jermaine Lewis draft, but it is notable already...1st-round choice **S Ed Reed** led the Ravens with 5 INTs and made every NFL all-rookie team...**Reed (7 INTs) went to the Pro Bowl after the 2003 season**...DE Tony Weaver (2) started every game...Tony was called the "best rookie defensive lineman I've seen," by defensive coordinator Mike Nolan...Lamont Brightful set a team record with a 95-yard punt return while averaging 16.1 and 20.6 yards on PR and KOR, respectively...Two 6th rounders, RB Chester Taylor and S Chad Williams, made important contributions as rookies and are expected to be productive NFL players for a long time...Rookie free agent S Will Demps came out of nowhere and has produced impressive numbers: 123 career tackles, 18 PD, 3 INTs and started 19 of 30 games played.



Ozzie (left) looked over the draft choices and rookie free agents at the Ravens' 1st 2004 minicamp. With him, is O.J. Brigrance, the Ravens' director of player development. O.J. was signed by Newsome as a LB in 2000 and won a Super Bowl (XXXV) ring that season.

OZZIE NEWSOME

NEWSOME ON WINNING TITLES: "You can't make many mistakes drafting, especially in the 1st rounds, and expect to win a title. The heart of a Super Bowl champion comes from the draft. You then supplement your drafted players with selective use of free agency...the right veteran at the right price."

STEVE BISCIOTTI ON OZZIE AND BRIAN: "Ozzie (Newsome) can stay here as long as he wants. I think I'm extremely fortunate to be walking into my hometown team with a coach like Brian (Billick) and a GM like Ozzie."

2001: Picking late in each round after winning Super Bow XXXV, Ozzie and his staff continued to draft well...The 1st 4 draft picks are current standouts: **TE Todd Heap (1) went to 2 Pro Bowls in 2002-03**, after leading the Ravens for 2 straight years in receiving...LB Ed Hartwell (4) and CB Gary Baxter (2) were Baltimore's top 2 tacklers in 2002...Hartwell (191 in 2002) was the only Raven other than Ray Lewis (injured) to lead the team in tackles; and G/C Casey Rabach (3) might be the NFL's top OL backup.

2000: The architect of the Ravens Super Bowl XXXV championship team... Newsome and his staff hit gold after picking RB Jamal Lewis (the team's all-time leading rusher) with the 1st of 2, 1st-round choices...As a rookie, Lewis set a Ravens' team record with 1,364 rushing yards and added 1,327 rushing yards in 2002, his 2nd active season with the Ravens. In 2003, Lewis was named **NFL's Offensive Player of the Year**...Jamal led the NFL in rushing with 2,066 yards (2nd-best in NFL history) and rushed for 500 yards against Cleveland, the most yards against a single opponent in a season in NFL history...He posted 12 100-yard games...WR Travis Taylor was also selected in the 1st round of 2000...Was the team's leading wide receiver until a fractured clavicle placed him on injured reserve after 9 games in his rookie season...Came back with 42 catches for 560 yards in 2001, and led the Ravens with 869 receiving yards in 2002 when he caught 61 passes...Standout LB Adalius Thomas was a 6th-round selection in that draft...**Thomas went to the 2003 Pro Bowl as a special teams player.**

1999: Continued his hot hand at drafting when he tabbed Arizona **CB Chris McAlister with the 10th pick in the 1st round**...McAlister became the next member of the Ravens' defense to earn Pro Bowl honors in 2003...Newsome and his staff also picked 2 starters, LG Edwin Mulitalo and WR Brandon Stokley, in the 4th round of the draft...Stokley opened the scoring in SB XXXV with a 38-yard TD grab from QB Trent Dilfer.

1998: Coordinated the selections of CB Duane Starks and WR Patrick Johnson with the team's 1st 2 picks...Starks tied for the NFL's INT lead among rookies that year (equaling Charles Woodson's 5 thefts)...Starks added 5 more thefts in his 2nd season, and led the Ravens with 6 in 2000...Starks thrilled Ravens fans with a 49-yard INT for a TD against the Giants in the Super Bowl...Johnson caught the game-winning TD in the final minute of the Ravens' 1st win at Tennessee in 2000, allowing Baltimore to be the 1st visiting team to win at the Titans' new home.

1997: In his 2nd draft, Newsome picked 4-time Pro Bowler LB Peter Boulware and LB Jamie Sharper, S Kim Herring and C Jeff Mitchell—all 4 started against the Giants in the Super Bowl XXXV victory...Boulware was consensus choice for the **NFL's 1997 Rookie of the Year**, and led the AFC in sacks in 2001 with 15.

1996: Under Newsome's direction, this draft produced **2 perennial Pro Bowlers in LT Jonathan Ogden and ILB Ray Lewis, who was MVP in Super Bowl XXXV and the NFL's Most Valuable Defensive Player in 2000 and 2003**...Also making the Pro Bowl (twice) as a return specialist was Jermaine Lewis, a 5th-round pick in that draft.

1ST-ROUND DRAFT SELECTIONS FROM 1996 THROUGH 2003

DRAFT	NAME	PRO BOWLS	TEAM	DRAFT	NAME	PRO BOWLS	TEAM
1996	OT Jonathan Ogden	7	Baltimore	2000	WR Travis Taylor		Baltimore
1996	LB Ray Lewis	6	Baltimore	2001	TE Todd Heap	2	Baltimore
1997	LB Peter Boulware	4	Baltimore	2002	S Ed Reed	1	Baltimore
1998	CB Duane Starks		Arizona	2003	LB Terrell Suggs		Baltimore
1999	CB Chris McAlister	1	Baltimore	2003	QB Kyle Boller		Baltimore
2000	RB Jamal Lewis	1	Baltimore				

OZZIE NEWSOME

FREE AGENT SIGNINGS: Not only have Newsome's drafts been productive, but personnel's free agent signings have proven to be masterful as well. One of the game's all-time great players, former **CB/S Rod Woodson, made the Pro Bowl as a safety for 3 seasons (1999-2001). DE Michael McCrary made the Pro Bowl twice** and was a 1st alternate in 2000. Along with adding **Pro Bowl TE Shannon Sharpe**, Newsome recruited and signed **DT Sam Adams, who produced his 1st 2 Pro Bowl seasons as a Raven (2000-01)**. "We've been able to recruit and sign veterans who helped us win a Super Bowl and kept us competitive in other seasons," Newsome says.

PERSONAL: Newsome's influence is not only on the Ravens' franchise, but in the NFL. Ozzie is a member of the NFL's Competition Committee, and was *one of the 1st persons selected by Commissioner Paul Tagliabue to serve on the NFL's Diversity Committee*, established in 2002.

Art Modell, former majority owner of the Ravens, did not hesitate to invite Newsome to join him as the Ravens' vice president of player personnel when he moved the franchise to Baltimore. "I've known Ozzie for over 25 years," Modell says.

"I knew him as a great player, a Hall of Fame-type athlete; he always worked hard to be the best."

When Newsome retired following the 1990 season, his 13th with the Cleveland Browns, Modell asked him to join the front office as a special assignment scout. Two years later, "the Wizard" was promoted to a very comprehensive assignment – assistant to the head coach/offense/pro personnel. "I had to find out what direction my career would go," Newsome explains. "Art gave me the opportunity to work with the coaches, and I enjoyed that. At the same time, I increased my experience with the personnel department and decided that's where I wanted my career to head."

In 1994, Newsome was named the team's director of pro personnel. Although he continued to help on the field, Newsome provided detailed studies on other NFL players and recommended players the team should try to acquire. "I've seen some former players who can't make the transition to the front office. That has not been the case with Ozzie. He attacks his job the same way he attacked playing — by working harder than those around him and learning everything he needs to know to be successful," Modell adds.

MOST PLAYOFFS (SINCE 2000)

Team	2000	2001	2002	2003
PHILADELPHIA	YES	YES	YES	YES
BALTIMORE	YES	YES	X	YES
GREEN BAY	X	YES	YES	YES
INDIANAPOLIS	YES	X	YES	YES
OAKLAND	YES	YES	YES	X
ST. LOUIS	YES	YES	X	YES
TAMPA BAY	YES	YES	YES	X
TENNESSEE	YES	X	YES	YES

7 OUT OF 8 TEAMS, INCLUDING THE BALTIMORE RAVENS, EARNED THE PLAYOFFS 3 OF THE LAST 4 YEARS. PHILADELPHIA WAS 4 OF 4.

SUPER BOWL CHAMPIONS IN RED



Newsome has gained induction into 4 halls of fame—the NFL's Pro Football Hall of Fame in Canton, OH (1999), the National Football Foundation's College Hall of Fame (1994), the NCAA Hall of Fame (1994) and the State of Alabama Hall of Fame (1995). On the wall of Newsome's office is a sideline portrait of Paul "Bear" Bryant. "Coach [Bryant] helped me grow up. He pushed me farther than I thought I could go, both on and off the field," Newsome says.

Ozzie and Brian on the sidelines in the pre-game at M&T Bank Stadium.

OZZIE NEWSOME

Until Sharpe broke his records in 2001, *Newsome's pro career was the best of any tight end in NFL history.*

1978-95: (with Cleveland) His 662 receptions for 7,980 yards are the 2nd most ever caught by a TE, and the most in Browns history. Ozzie ended his career as the 4th-leading NFL receiver of all time. He earned 3 Pro Bowls (1981, 1984-85) and was a 4-time winner of the Cleveland Touchdown Club's Offensive Player of the Year award (1978, 1981, 1983 and 1984). His streak of 150 games in a row with a catch is the 2nd longest in NFL history.

Newsome, who was named to the All-NFL team of the 1980's (2nd team), consistently received All-AFC and All-NFL honors throughout his career. Ozzie was a 1978 No. 1 Draft Choice, along with Clay Matthews, and the 2 are among an elite group of Browns to play for 3 decades. The others are: Gene Hickerson (1958-60, 62-73), Dick Schafrath (1959-71), and Don Cockroft (1968-80).

Winner of the 1990 Byron "Whizzer" White Award as the NFL's top community volunteer, Newsome is widely known for his willingness to help those in need. Ozzie, who works out every day, his wife, Gloria, and their son, Michael Ryan, live in Cockeysville, MD.

Ozzie is legendary in his home state of Alabama, where he earned Hall of Fame honors. Counted among the elite players in NFL history, his career was capped by his induction into the NFL Hall of Fame in 1999. As a player, Ozzie was all about production without flamboyance. As one of the NFL's top executives, he points to those around him for the Ravens' formula for success...*In June of 2004, the Pro Football Writers Assn. honored Ozzie with the Joe Horrigan Award for his cooperation and understanding of the media.*

NEWSOME ON CONTINUITY: *"We have the support of ownership to assemble the best rosters. We have a head coach who is an outstanding teacher and motivator, plus he has a year-round program for the players that works. And one of our real strengths is that most of the personnel department has been together since the franchise started. We know each other well. We know how to evaluate what each of us reports as we go through the scouting process of bringing in new Ravens, either through the draft or free agency."*

"I'm not so sure I wouldn't start my franchise with Ozzie Newsome, the personnel whiz of the Ravens. In a salary-cap world, where rosters are overhauled every offseason, the guy in charge of finding the players may be the most important guy in any NFL building. The good talent evaluators allow you to compete. The real ones win you championships."

— Rick Gosselin, *Dallas Morning News*,
August 2002

The Ravens' player personnel department is a tight group that has worked together for several years. Pictured in the front row, left to right, are: Daniel Jeremiah, Joe Hartz, Eric DeCosta and Joe Douglas. In the back row, left to right, are: T.J. McCreight, Chad Alexander, Pat Moriarty, Ozzie Newsome, Phil Savage and Ron Marcinia. Absent from the picture are George Kokinis, Vincent Newsome, Jeremiah Washburn and Jessica Markison.





BRIAN BILLICK

HEAD COACH

COLLEGE: BRIGHAM YOUNG

YEARS WITH RAVENS: 6

YEARS IN NFL: 13

YEARS IN COACHING: 26

HS: REDLANDS (CA)

BORN: 2/28/54, FAIRBORN, OH

Brian Billick became the Ravens' head coach in 1999 after the new franchise had produced consecutive seasons of 4-12 (1996), 6-9-1 (1997) and 6-10 (1998). Billick quickly changed the course of the team, producing an 8-8 mark in his 1st season (1999). *Year 2 (2000) resulted in a 12-4 regular season mark and a sweep through the playoffs to the Super Bowl XXXV championship.* In 2001, with a spate of injuries to important contributors, his team battled to a 10-6 mark, earned a Wild Card berth and advanced to the Divisional Playoff round.

2003: With the 3rd-youngest team in the league, Billick put the Ravens back in the playoffs for the 3rd time in 4 years. Baltimore led the NFL in rushing and finished 3rd in the league in defense. *The Ravens won their 1st-ever division title with a 10-6 mark* and laid the foundation for what should be a dramatic 2004 season.

2002: Despite the success of his 1st 3 seasons in Baltimore, many NFL observers marvel at the job Brian did the following season (2002). After an unprecedented salary cap cleansing and then-equipped with the youngest team in NFL history (19 rookies on the opening day roster), the Ravens finished 7-9. Without Ray Lewis (played 5 games) and starting QB Chris Redman, who missed the final 9 games of the season with a back injury, Baltimore scratched and clawed its way to a 7-7 mark and had legitimate playoff aspirations before losing heartbreaking games to Cleveland and at Pittsburgh in the season's final 2 games.

Under Billick, the Ravens have always been a team that features an outstanding defense, an offense that runs the ball effectively, and special teams that are scrappy. Reflecting his hard-nosed, competitive zeal, his teams are noted for their physical, tough style, and they are well conditioned. Above all, Brian's teams are ready for the playoff runs of November and December. Only Tennessee (31-11), Philadelphia (30-11) and St. Louis (29-13) have better records over the season's last 2 months than Billick's Ravens (28-13). (Records are from 1999, Brian's 1st season in Baltimore, through 2003.)

Amazingly, Billick is tied for 4th with the Eagles' Andy Reid for NFL head coaching seniority, leading the same team for 6 seasons. Bill Cowher of the Steelers is 1st with 13, the Titans' Jeff Fisher is 2nd with 11 seasons, followed by the Broncos' Mike Shanahan with 10.

Billick has clearly demonstrated an ability to take NFL players to the highest levels of achievement. There's the Super Bowl victory following the 2000 season, along with his other successes in his 5 seasons as head coach. And there are the numbers, offensively and defensively: in 1998, Billick coordinated a Vikings' offense that scored the most points in NFL history (556); and the 2000 Ravens' defense set the NFL's 16-game standard for fewest points allowed (165). (Prior to Billick's arrival in Baltimore in 1999, the Ravens' defense had been ranked no higher than 22nd in the league over the team's 1st 3 seasons. In each of Coach Billick's 1st 3 years as the Ravens' head coach, Baltimore's defense ranked 2nd in the league. Last season, the defense finished 3rd-best in the league.)

"Success in any sport at any level is based, on a large part, on talent. Usually, the teams with the most

"Brian Billick is one of the best coaches in the NFL, and too often it goes unrecognized. His teams are always prepared, and I'm convinced other coaches would not have had the success the Ravens had if they were in Brian's shoes the last few seasons."

— Jim Nantz, CBS-TV

BRIAN BILICK

talent win," Billick says. "But, I do believe coaching makes a difference. If I didn't, I'd find another challenge. I believe coaching and teaching are synonymous. We are teachers. We have a staff of good teachers, and I do think we make a difference."

Already, 2 of Brian's former Raven assistants have become NFL head coaches – Cincinnati's Marvin Lewis (Ravens defensive coordinator, 1996-2001) and Jacksonville's Jack Del Rio (Ravens linebackers coach, 1999-2001).

Spend enough time with Coach Billick, and you're going to hear 2 words often: *passion and accountability*. They are cornerstones to his foundation of coaching and leadership. You want passion? Watch the Ravens play games or practice. You want accountability? The team's performance under Billick speaks for itself.

"You have to have passion for the work you do to succeed. If a player doesn't like to study, practice or train, doesn't like the physicality of the game, he's going to have a very difficult time succeeding. Passion is a lubricant for success," Billick explains. "Accountability is obvious. You have to perform. Accountability is also a sign of respect for your team. It is a reflection of a team's integrity when individuals take responsibility for their actions."

2001: The 2001 Ravens defended their title with passion, but fell short of the goal of winning consecutive titles when they dropped a 27-10 decision at Pittsburgh, 1 game short of the AFC Championship. "I'm proud of what our players accomplished that season. Every time we had a setback, they responded. They could have curled up in the fetal position and cried for help, but they kept fighting until the end," Billick says.

The list of injuries started early in 2001. Billick's hope to combine a power running game with the accurate passing of Elvis Grbac never materialized. RB Jamal Lewis and RT Leon Searcy, the team's significant offseason free agent addition, suffered season-ending injuries in the 1st week of training camp. TE Todd Heap, the team's 2001 No. 1 draft choice who was expected to team with Shannon Sharpe in 2-TE sets, sustained a high ankle sprain in week 2, and never fully recovered. There were games when none of the team's season-opening defensive front 4 could play. In all, Ravens starters missed a total of 54 regular-season games due to injuries, tops among the NFL's 12 playoff teams.

Despite these obstacles, the Ravens finished the regular season at 10-6, and humbled the Dolphins in Miami, 20-3, in a Wild Card showdown.

2000: In his 2nd year as a head coach at any level, Billick directed the 2000 Ravens to the ultimate prize with a 34-7 Super Bowl victory over the New York Giants. Baltimore finished with a 16-4 record, blowing by opponents in the playoffs: 21-3 over Denver, 24-10 at Tennessee, and 16-3 at Oakland in the AFC Championship game.

The Super Bowl champion Ravens finished 1st in 6 important league-wide defensive categories, including shutouts (4), points allowed per game (10.3), rushing yards allowed per game (60.6), rushing yards allowed per attempt (2.7), takeaways (49) and fumble recoveries (26). The team's turnover ratio of +23 was also the NFL's best. Baltimore, with then-rookie RB Jamal Lewis gaining 1,364 yards, was the league's 5th-best rushing team and was 2nd in time of possession. K Matt Stover led the NFL with 35 field

"Brian does not get enough credit for how good of a head coach he is. His teams are prepared to play, and they get better each game. They play with tremendous passion. They are physical. They respond to his teaching and motivation."

**—Marvin Lewis,
Bengals Head Coach**

"Brian has a year-round program for his players and staff that gets the most out of both. The team continually improves. Our players and coaches are fresh for the playoff run, when some teams are run down and beat up. Brian gets it. We have a big-time winner with him."

**—Ozzie Newsome, Ravens
general manager**

BRIAN BILLICK

goals; Jermaine Lewis was 1st in punt returns (16.1-yard average) and P Kyle Richardson was 1st in the NFL with 35 punts inside-the-20.


The Ravens became the 4th Wild Card team to win the Super Bowl, following the '97 Broncos, the '80 Raiders and the '69 Chiefs. Brian's ability to keep the team unified and focused that October, when the Ravens did not score a TD (5 straight games) and suffered a 3-game losing streak, is notable.

1999: There were clear signs in Brian's 1st year as the Ravens' head coach that he had special leadership abilities. The 8-8 Ravens produced the most victories in the franchise's 4 years, won the most consecutive games (4), the most road games (4), including the 1st victory at Pittsburgh, won 4 of the season's final 5 games, and finished with the best-ever Ravens' defense (2nd in the NFL).

"Brian knows how to get a team ready to compete," says former Raven and future Hall of Famer Rod Woodson. "I joke that his training camps are 'Club Med' in comparison to others I've done. But, he knows how to condition a team and, at the same time, keep players fresh. He treats us like men, and he expects accountability in return."

Brian is 2nd to Joe Gibbs in consecutive playoff wins at the start of a career (5 to Gibbs' 6). Billick's 5-year record is 52-35 (.598), 9th-best in the NFL over that time (4th-best among coaches with the same team during that span, behind Andy Reid, .629, Bill Cowher, .619, and Mike Shanahan, .609).

Billick (pictured below) became the 2nd head coach in Ravens history when he accepted a 6-year contract from owner Art Modell on January 19, 1999.



"As a leader, your goals and aspirations must be strong enough to sustain you through the toughest of times. And trust me, if your goals are set high enough and your aspirations are worthy enough, there will be tough times."

— From Billick's book,
Competitive Leadership

Brian received a new contract in 2002 that extends through 2005 at the request of then-minority owner Steve Bisciotti. Before arriving in Baltimore, Billick was the highly-successful offensive coordinator for the Minnesota Vikings from 1994-98. He directed a Vikings' attack that set a variety of NFL and team records in the NFL-best 15-1 1998 season.

1992-98: (with Minnesota) Billick, 50, was the architect of a Minnesota offense that in 1998 eclipsed the NFL record for most points scored in a season (556), breaking the old mark (541) set by the 1983 Washington Redskins. **The '98 Vikings scored 53 of 56 times they were inside the 20.** Minnesota tied for the NFL lead with 41 TD passes, shattering a team mark, and scored over 100 points in each quarter for the 1st time in team history. Minnesota ranked 2nd in the NFL (behind San Francisco) with a team-record 6,262 net yards, and 1st in the league with 4,328 yards passing. Over his 5 full seasons as coordinator, Billick guided the Vikings into the top 5 in the NFL in yards per game, passing yards per game, completions and 3rd-down conversions. Under Billick's guidance, the Vikings recorded

BRIAN BILLICK

their top 3 offensive seasons (1998, 1995 and 1994), and 5 of the top 10 offensive campaigns in team history. Most importantly, the Vikings advanced to the playoffs all but 1 season (1995) during Billick's tenure. Minnesota played postseason games in 1993-94 and 1996-98. Billick, of course, has followed a similar pattern with the Ravens, earning the playoffs 3 of his 1st 5 seasons as head coach, missing only his 1st season (8-8 in 1999) and in 2002 (7-9), when Baltimore fielded the youngest team in league history.

1992-98: (with Minnesota) Hired in 1992 by Dennis Green as the Vikings' TEs coach...Named offensive coordinator 3 games into the 1993 season; Vikings went from 264.8 yards per game over the 1st 6 weeks of the season to a 323.3-yard average over the final 10 games...In his 1st full season as offensive coordinator in 1994, the Vikings won the NFC Central, finishing 2nd in the NFL in passing yards (4,324)...In 1995, the Vikings failed to qualify for the postseason, but the offense scored a then-team record 412 points and gained 5,938 yards...WR Cris Carter set a Vikings' record with 17 TD receptions (later tied by rookie WR Randy Moss in '98); QB Warren Moon set a then-team mark with 33 TD passes (topped by Randall Cunningham's 34 in '98)...In 1996, the Vikes qualified for a Wild Card berth with a 9-7 mark, as Carter grabbed 96 passes, and Jake Reed placed 2nd in the NFL with 1,320 receiving yards.

1989-1991: (with Stanford) Assistant under Dennis Green, coaching receivers and TEs.

1986-1988: (with Utah State) Spent 3 seasons as offensive coordinator...When he arrived at Utah State, the team ranked 107th out of 108 NCAA Division I-A teams offensively; in his final 2 seasons as coordinator, the Aggies ranked in the top 10 in total offense.

1981-85: (with San Diego State) Coached receivers, TEs and QBs and held the added responsibility of recruiting coordinator...Learned offense under head coach Doug Scovil, who also allowed

"Brian really helped my development as a coach. I learned so much by being part of his staff—the way he treats the players, his organizational skills, his focus on everyone being accountable and bringing passion to what you do. He put me light years ahead of where I was. And he also encourages his assistants to learn about being a coordinator and head coach. He cultivates that. He wants players and coaches to reach for higher levels, to seek more responsibility, to prepare to succeed every day."

—Jack Del Rio, Jaguars Head Coach
and former Ravens assistant
(1999-2001)

BRIAN BILLICK IN THE NFL

YEAR	TEAM	POSITION	RECORD	PLAYOFFS
1992	Minnesota	Tight Ends Coach	11-5	NFC Central Champs
1993	Minnesota	Offensive Coordinator	9-7	Wild Card
1994	Minnesota	Offensive Coordinator	10-6	NFC Central Champs
1995	Minnesota	Offensive Coordinator	8-8	
1996	Minnesota	Offensive Coordinator	9-7	
1997	Minnesota	Offensive Coordinator	9-7	Wild Card
1998	Minnesota	Offensive Coordinator	15-1	NFC Central Champs
1999	Baltimore	Head Coach	8-8	
2000	Baltimore	Head Coach	12-4	Wild Card, SB Champs
2001	Baltimore	Head Coach	10-6	Wild Card, Div. Rnd.
2002	Baltimore	Head Coach	7-9	
2003	Baltimore	Head Coach	10-6	AFC North Champs

BRIAN BILLICK

Brian to handle many of the administrative duties a head coach manages.

1979-80: (with San Francisco) Named assistant director of public relations.

1978: (with Brigham Young) Hired as a graduate assistant...At BYU, he worked with TEs and the offensive line.

1977: (with University of the Redlands) Launched his coaching career as an assistant, while helping coach a local high school team and working at a health club at the same time...*Was drafted by the 49ers in the 11th round, was released and had a brief stint with the Dallas Cowboys.*

PERSONAL: Earned All-Western Athletic Conference honors and honorable mention All-America in 1976 as a TE at Brigham Young University...That year, he caught 20 passes for 338 yards and a TD...Played LB at Air Force as a freshman before transferring to BYU.

Since coming to Baltimore in January of 1999, Billick has enthusiastically helped improve the community. Billick gives extra time to the United Way of Central Maryland and to the Living Classrooms Foundation, where he serves on the board of directors. Brian has hosted significant fundraisers for the Living Classrooms and has had a number of Ravens players volunteer at this important educational facility. Brian has personally donated and raised over \$1 million dollars. In April of 2002, Billick was the honorary chair for the American Lung Association's Breath of Life Celebration.

HEAD COACHING LONGEVITY

CURRENT NFL HEAD COACHES LEADING TEAM

1. Bill Cowher/Steelers	13
2. Jeff Fisher/Titans	11
3. Mike Shanahan/Broncos	10
4. Brian Billick/Ravens	6
Andy Reid/Eagles	6

NO. REPRESENTS YEARS WITH SAME TEAM

NFL'S BEST NOVEMBER - DECEMBER RECORD SINCE 1999*

TEAM	W-L	Pct.
Tennessee	31-11	.738
Philadelphia	30-11	.732
St. Louis Rams	29-13	.690
Baltimore	28-13	.683
Green Bay	29-15	.659

*Billick's 1st Season with Ravens

Billick was picked as the Maryland Chapter of Multiple Sclerosis 2001 "Champion of the Year." Brian's wife, Kim, joins him in many of these community works, especially at the Living Classrooms. Brian also hosts an annual clinic for Maryland and southern Pennsylvania HS football coaches.

Billick has co-authored 2 books: *Competitive Leadership: Twelve Principles for Success* (with Dr. James A. Peterson) and *Finding the Winning Edge* with NFL Hall of Fame coach Bill Walsh and Dr. Peterson. This last book is a blueprint for developing an NFL team, covering everything from practice schedules to

front office structure.

Billick was born in Fairborn, OH on Feb. 28, 1954, but grew up in Redlands, CA. He is the 4th of 5 children. Billick earned 3 letters in both football and basketball at Redlands HS. At Redlands, Billick played QB and S. He still holds the California prep record for career INTs with 21. Redlands retired his jersey number 17 in March, 2001, and put him in the school's Hall of Fame in the spring of 2004. Brian has helped the school raise funds for the athletic department. He was a Helms Scholar-Athlete as a senior. Brian earned a B.A. in communications from BYU, where he also pursued a master's in communications. Billick endows a scholarship at the communications college at BYU. He and Kim (who at one time was an assistant to NFL Hall of Famer Tex Schramm of the Dallas Cowboys) have 2 daughters: Aubree (20), a junior at Northwestern University, and Keegan (15).

COACHING BACKGROUND: 1977 (Redlands); 1978 (Brigham Young); 1981-85 (San Diego State); 1986-88 (Utah State); 1989-91 (Stanford); 1992-98 (Minnesota Vikings); 1999-2004 (Baltimore Ravens-head coach)

MATT CAVANAUGH

OFFENSIVE COORDINATOR

COLLEGE: PITTSBURGH

YEARS WITH RAVENS: 6

YEARS IN NFL: 26

YEARS IN COACHING: 12

HS: CHANEY (YOUNGSTOWN, OH)

BORN: 10/27/56, YOUNGSTOWN, OH

Matt Cavanaugh, who is in his 6th season as the Ravens' offensive coordinator, helped guide an explosive, young Ravens offense in 2003. Baltimore won its 1st-ever division title, earned its 3rd winning season and 3rd playoff appearance in the last 4 years with a 10-6 finish. The Ravens ranked 1st in the NFL in rushing offense and scored a team-record 391 points.

OVERVIEW: Cavanaugh was a 14-year NFL veteran QB and marks his 12th season in coaching. Since his arrival in 1999, he has worked with 9 starting QBs (Scott Mitchell, Stoney Case, Tony Banks, Trent Dillfer, Elvis Grbac, Chris Redman, Jeff Blake, Kyle Boller and Anthony Wright). Matt owns 3 Super Bowl rings, earned in 26 years in the NFL—1 as offensive coordinator for the Baltimore Ravens and 2 as a player on 2 different teams (49ers in 1984 and Giants in 1990). He launched his coaching career (1993) as a TE's coach at the University of Pittsburgh, his alma mater.

1999-2003: (with Baltimore) 2003: Ravens scored a franchise-record 391 points (previously, 371 in 1996) when they led the NFL in rushing with 2,669 yards (166.8 per game)...RB Jamal Lewis became 5th RB in NFL history to run for over 2,000 yards, finishing with 2,066. 2nd-best ever behind Eric Dickerson's 2,105 in 1984...Lewis broke numerous team and NFL records and was named *AP's NFL Offensive Player of the Year*...TE Todd Heap was the team's leading receiver (57-693) for 2nd year in a row...Rookie QB Kyle Boller (5-3) began the season as a starter and was hurt in the second quarter of game 9...Anthony Wright (5-2) started final 7 games...Totaled a franchise-record 63 explosive plays (of 20 yards or more) vs. 59 in previous year. **2002:** Chris Redman's back injury kept him out of action following the 6th game of the season...In 4th game at Cle., he had a career-high 106.0 QB rating and did not throw an INT, nor was he sacked...QB Jeff Blake started 10 games...RB Jamal Lewis posted 1,327 rushing yards (6 TDs), finishing 6th in AFC...Heap and LT Jonathan Ogden were voted to the Pro Bowl despite a 7-9 season. **2001:** Jamal Lewis missed season with a knee injury. **2000:** Trent Dillfer finished 11-1 as a starter, including the Ravens' 34-7 Super Bowl XXXV victory over the Giants...Ravens set a then-team season rushing record with 2,199 yards, 5th in the NFL...Powerful ground game was led by rookie Jamal Lewis (1,364 yards)...Offense ranked 2nd in NFL in average time of possession (33:19)...Ravens scored 333 points, then-2nd-most in team history, despite 5-game TD drought in October. **1999:** Finished 10th in the league with a 4.1-yard rushing average and 30 TDs...Ravens posted a .500 season (8-8).

1997-1998: (with Chicago) Served as an offensive coordinator prior to coming to Baltimore.

1996: (with 49ers) Spent season as QB coach, where he 1st coached former Raven QB Elvis Grbac.

1994-95: (with Arizona) Tutored QBs.

1993: (with U. of Pittsburgh) Launched coaching career as TE's coach.

1990-91: (with NY Giants) Played QB and earned 2nd Super Bowl ring in 1990.

1986-89: (with Philadelphia) Traded to Eagles in 1986, where he then-played 4 seasons.

1983-85: (with San Francisco) Traded to 49ers in 1983, where he backed up Joe Montana...SF defeated Miami, 38-16, in Super Bowl XIX following the 1984 season...Earned 1st SB ring.

1978-82: (with New England) Selected in 2nd round of the draft.

PERSONAL: In pro career, completed 305 of 579 passes for 4,332 yards with 28 TDs in 112 career games...Named MVP of Sugar Bowl in 1976 when the Pittsburgh Panthers won the National Championship...Majoried in administration of justice at Pittsburgh...Has 3 children: Amy (Miami of Ohio), Andrew (military) and Mollie (high school)...Matt lives in Baltimore, MD.

NFL PLAYER EXPERIENCE: 1978-82 (New England Patriots); 1983-85 (San Francisco 49ers); 1986-89 (Philadelphia Eagles); 1990-91 (NY Giants)

COACHING BACKGROUND: 1993 (University of Pittsburgh); 1994-95 (Arizona Cardinals); 1996 (San Francisco 49ers); 1997-98 (Chicago Bears); 1999-2004 (Baltimore Ravens)



MIKE NOLAN

DEFENSIVE COORDINATOR

COLLEGE: OREGON

YEARS WITH RAVENS: 4

YEARS IN NFL: 18

YEARS IN COACHING: 24

HS: WOODSIDE (CA)

BORN: 3/7/59, BALTIMORE, MD

Mike Nolan is in his 18th year in the league and 24th year in coaching. Mike, 45, is mentioned prominently as a future head coach in the NFL. Currently, Nolan is the highly-successful defensive coordinator of the Ravens, a position he has held with 3 other teams: NY Jets (2000), Washington Redskins (1997-99) and NY Giants (1993-96).

OVERVIEW: Nolan launched his coaching career as a graduate assistant at his alma mater, Oregon. Within 5 years, he had held positions as a LB or DB coach at Stanford, Rice and LSU. In 1987, he joined the NFL under the Broncos' Dan Reeves. After 3 stints as an NFL defensive coordinator, Mike was hired as a WR coach for the Ravens in 2001. Brian Billick had envisioned Nolan as a defensive coordinator, and Mike moved into that position with the departure of Marvin Lewis.

2001-03: (with Baltimore) 2003: Defense was among the NFL's best, finishing 3rd (4th vs. rush and 6th vs. pass)...Baltimore ranked 1st in the AFC with 17 FRs...Led the NFL in sacks (47) and tied for 1st in the AFC and 2nd in the NFL with 41 take-aways...Defense allowed just 281 points...Baltimore grabbed 24 INTs, tied with Rams at 4th in the NFL...*Nolan was named to USA Today's All-Joe Team following the 2003 season and NFL Assistant Coach of the Year by the Football Digest.* (All-Joe recognizes a player or coach who is hard working, successful, but overlooked)...Baltimore allowed fewest yards per play (4.2) and 4th fewest passing yards (175.3 per game) in the NFL...Ray Lewis was named *AP's NFL Defensive Player of the Year*...Was leading vote-getter on *AP's All-Pro team* (49 of 50 votes)...SS Ed Reed, 1 of 8 Ravens to make the Pro Bowl, tied a Ravens' record with 7 INTs...OLB Terrell Suggs, *AP's NFL Defensive Rookie of the Year*, set a Ravens' rookie record with 12 sacks. **2002:** *Nolan was promoted to defensive coordinator*...Ravens newcomers outnumbered starting veterans on defense...8 rookies comprised the defensive roster by season's end...Lewis was lost to a shoulder injury in October...Baltimore finished 1st in AFC with a team-record 25 INTs, 2nd in the NFL in fewest yards per rush (3.7), 3rd in the NFL in fewest yards allowed on 1st down (4.87 yards—best in the AFC) and 3rd in the AFC with 31 take-aways...OLB Peter Boulware was double and triple-teamed with Lewis and DE Michael McCrary (knee) out...Peter logged a career and team-high 59 sacks, 7 on season. **2001:** 1-year stint as WRs coach.

2000: (with NY Jets) Had 1-year stay as the defensive coordinator...Defense rebounded to 10th (tied with Philadelphia) in the league—11 positions better than previous year.

1997-99: (with Washington) Spent 3 years as defensive coordinator...**1999:** Redskins captured NFC East title and advanced to a Divisional Playoff game following a Wild Card victory over Detroit...Redskins have not returned to playoffs since. **1997:** Defense allowed the 8th-fewest points in NFL and finished 3rd overall in pass defense.

1993-96: (with NY Giants) Spent 4 seasons as defensive coordinator under then-head coach Dan Reeves...In his 1st season, the Giants' defense allowed the fewest points in the NFL (205).

1987-92: (with Denver) 1989-92: Moved to LB coach. **1987-88:** Dan Reeves hired Nolan as Denver's special teams coach/defensive assistant.

1986: (with LSU) Coached LBs.

1984-85: (with Rice) Coached DBs.

1982-83: (with Stanford) After a 1-year stint as The Cardinal DB coach, he moved to LBs.

1981: (with Oregon) Made his coaching debut as a graduate assistant.

PERSONAL: Participated in the 1981 Broncos' training camp as a DB under Dan Reeves...Was a 3-year letterman at FS for the Ducks...Graduated from Woodside (CA) HS...One of 6 children and the son of former NFL head coach Dick Nolan (San Francisco and New Orleans)...Mike and wife Kathy, have 4 children: sons, Michael and Christopher, and daughters, Laura and Jennifer.

COACHING BACKGROUND: 1981 (Oregon); 1982-83 (Stanford); 1984-85 (Rice); 1986 (LSU); 1987-92 (Denver Broncos); 1993-96 (NY Giants); 1997-99 (Washington Redskins); 2000 (NY Jets); 2001-04 (Baltimore Ravens)

GARY ZAUNER

SPECIAL TEAMS COORDINATOR

COLLEGE: WISCONSIN-LA CROSSE

YEARS WITH RAVENS: 3

YEARS IN NFL: 11

YEARS IN COACHING: 24

HS: HAMILTON (MILWAUKEE, WI)

BORN: 11/2/50, MILWAUKEE, WI

Gary Zauner guided the 2003 Ravens' kickoff coverage team to 3rd overall in NFL (2nd in AFC) with an average start at the 26.4-yard line. *Dallas Morning News* football columnist Rick Gosselin ranked the Ravens' 2003 special teams 4th in the NFL (based on 20+ categories). This Ravens' special teams unit was 2nd in the NFL with 17 tackles inside the 20.

OVERVIEW: Zauner has worked with outstanding ST players, including Pro Bowlers Matt Stover and Adalius Thomas at the Ravens, and the Vikings' Fuad Reveiz, Eddie Murray and Gary Anderson. While with the Vikings, his ST squad set numerous club and NFL records, and he coached alongside former Vikings offensive coordinator Brian Billick. Gary recruited 3 FAs into the NFL, all starting safeties (Robert Griffith, Brian Russell and Ravens Will Demps). He was the 1st full-time ST coach in NCAA, and launched his coaching career at BYU under LaVelle Edwards.

2002-03: (with Baltimore) 2003: Ravens KO coverage team was 3rd-overall in NFL (2nd in AFC) with an average start at the 26.4-yard line...That Ravens ST unit was 2nd in NFL with 17 tackles inside 20...**Sixth-round draft choice (2000) OLB Adalius Thomas was voted to the Pro Bowl as a special teamer...**S Ed Reed blocked 2 punts for TDs (22t at Ari., 10/12; 16t vs. Sea. 11/23)...RS Lamont Brightful was 3rd in AFC (5th in NFL) in KOR average with 24.7...K Matt Stover was 3rd in NFL with 134 points, 1 shy of his team-record of 135 in 2000...K Wade Richey set a career-high Ravens' record with a 56 FG vs. Cle., 9/14. **2002: Named 1st-ever Baltimore Ravens special teams coordinator...**Produced 4 special teams TDs in 2002...S Ed Reed blocked 1st 2 punts in Ravens history...Chad Williams added a 3rd (2 of the 3 were returned for TDs)...Chis McAlister stunned a national TV audience after grabbing a Jason Elam (Denver) missed FG, and **raced 107 yards for a TD to set the record for longest play in NFL history...**David Zastudil was 2nd in NFL with 31 punts inside 20...LB Bart Scott and Williams led special teams in tackles with 17 each...Brightful, 6th-round draft pick that year, had longest PR in NFL (95t yards vs. Cin., also Ravens team record).

1994-2001: (with Minnesota) 2001: Gary Anderson added to NFL scoring record by kicking 15 of 18 FGs and 29 of 30 PATs, posting 2,133 then-career points...Mitch Berger led NFC in punting for the 2nd consecutive season (44.7). **2000:** Anderson missed 1 FG, finishing season as NFL's leader in FG percentage (.957, 22-23)...Against Buf. on 10/22, he surpassed George Blanda to become NFL's all-time leading scorer...**Prior to the 2001 season, Zauner was named special teams coordinator.** **1999:** Set team record for returns for TDs in a season with 3 (KORs by Robert Tate and Moe Williams and a PR by Randy Moss)...Berger became 1st punter in Vikes 39-year history to make Pro Bowl. **1998:** Guided Gary Anderson to the 1st perfect kicking season in NFL history (35-of-35 on FGAs and 59-of-59 on PATs)...Anderson set NFL record for most kicking points with 164. Berger led NFL with 40 TBs, a NFL record since kickoff was moved to the 30-yard line in 1993...Named NFC Special Teams Player of Week twice and NFC Special Teams Player of the Month for Nov....Berger set Vikings single-game records for punting average (55.8) and net punting average (48.2) vs. Cin. (11/15). **1997:** K Eddie Murray surpassed then-NFL record for consecutive extra points of 234, en route to 250 at season's end...Harold Morrow set a team record with 32 ST tackles and PR David Palmer led NFC in PR average (13.1) for 2nd time in career. **1995:** Reveiz set then-league records of consecutive FGs (31) and consecutive FGs of 45-or-less yards (39)...ST placed a player among the top 2 in the NFC in PR average (Palmer, 13.2) and KOR average (Qadry Ismail, 24.7) for the 1st time in the same season in team history. **1994:** In 1st season with Minnesota, Zauner guided Mike Saxon (he also tutored at San Diego State), to a team-season record for punts Inside 20-yard line (28)...All-Pro Reveiz scored 132 points en route to 1st Pro Bowl.

1992-93: Consultant with many NFL teams and players on kicking and special teams.

1990-91: (with Long Beach State) Hired by George Allen...Also spent 2 seasons working with 49er special teams program.

1987-88: (with U. of New Mexico) Coached special teams and guided former Falcons WR Terance Mathis, who tied an NCAA season record (1988) for TDs (3) on KORs for Lobos.

GARY ZAUNER

1981-85: (with San Diego State) Aztecs became 1 of the best ST units in country.

1979-80: (with Brigham Young) Launched coaching career under LaVelle Edwards...*Became the 1st full-time ST coach in NCAA*...In 2 years, recruited P/PK Lee Johnson, 5th-round draft choice by Houston in 1985.

PERSONAL: Spent time as a punter at training camps of the Vikings and the Houston Oilers in 1973...Lettered in football and baseball at Wisconsin-La Crosse in 1974...Bachelor's degree in both health and physical education and master's degree in physical education.

COACHING BACKGROUND: 1979-80 (Brigham Young); 1981-85 (San Diego State); 1987-88 (New Mexico); 1990-91 (Long Beach State); 1994-2001 (Minnesota Vikings); 2002-04 (Baltimore Ravens)

ALL-TIME RAVENS COACHES

• Mark Asanovich	Assistant Strength and Conditioning	(2002)
• Maxie Baughan	Linebackers	(1996-98)
• Brian Billick	Head Coach	(1999-2004)
• Jacob Burney	Defensive Line	(1996-98)
• Matt Cavanaugh	Offensive Coordinator	(1999-2004)
• Jim Colletto	Offensive Line	(1999-2004)
• Jack Del Rio	Linebackers	(1999-2001)
• Lester Erb	Quality Control/Offense	(1997-98)
• Jim Fassel	Senior Consultant/Offense	(2004)
• Kirk Ferentz	Assistant Head Coach/Offense	(1996-98)
• Jedd Fisch	Offensive Assistant	(2004)
• Jeff FitzGerald	Outside Linebackers	(2004)
• Jeff Friday	Strength and Conditioning	(1999-2004)
• Wade Harman	Tight Ends/Assistant Offensive Line	(1999-2004)
• Donnie Henderson	Secondary	(1999-2003)
• Pat Hill	Tight Ends	(1996)
• Milt Jackson	Wide Receivers	(1999-2000)
• Al Lavan	Running Backs	(1996-98)
• Marvin Lewis	Defensive Coordinator	(1996-2001)
• Johnnie Lynn	Secondary	(2004)
• Eric Mangini	Quality Control/Offense	(1996)
• Richard Mann	Wide Receivers	(1997-98)
• Ted Marchibroda	Head Coach	(1996-98)
• Chip Morton	Assistant Strength and Conditioning	(1999-2001)
• Mike Nolan	Receivers, Defensive Coordinator	(2001-04)
• Scott O'Brien	Special Teams	(1996-98)
• Mike Pettine	Defensive Assistant	(2002-04)
• Russ Purnell	Special Teams	(1999-2001)
• Alvin Reynolds	Defensive Backs	(1996-98)
• Paul Ricci	Assistant Strength and Conditioning	(2002-04)
• Rex Ryan	Defensive Line	(1999-2004)
• Jim Schwartz	Quality Control/Defense	(1996-98)
• John Settle	Quality Control/Special Teams	(1996-97)
• Steve Shafer	Assistant Head Coach/Secondary	(1999-2001)
• David Shaw	Quarterbacks/Receivers	(2002-04)
• Mike Sheppard	Wide Receivers	(1996)
• Mike Singletary	Inside Linebackers	(2003-04)
• Darrin Simmons	Quality Control/Special Teams	(1998)
• Jerry Simmons	Strength and Conditioning	(1996-98)
• Matt Simon	Running Backs	(1999-2004)
• Mike Smith	Linebackers/Defensive Assistant	(1999-2002)
• Don Strock	Quarterbacks	(1996-98)
• Bennie Thompson	Assistant Special Teams	(2000-04)
• Dennis Thurman	Secondary	(2002-04)
• Ken Whisenhunt	Tight Ends	(1997-98)
• Phil Zacharias	Defensive Assistant	(2002-04)
• Gary Zauner	Special Teams Coordinator	(2002-04)

Current Coaching Staff in Purple

JIM COLLETTA

OFFENSIVE LINE

COLLEGE: UCLA

YEARS WITH RAVENS: 6

YEARS IN NFL: 6

YEARS IN COACHING: 38

HS: MONTEREY (CA)

BORN: 10/2/44, SAN FRANCISCO, CA

Jim Colletta is a veteran coach with 38 combined years of coaching in big-time college and professional ranks. Jim is in his 6th year as OL coach for the Ravens. The highly-regarded Colletta has been a head coach (Purdue and Cal State-Fullerton) and offensive coordinator at Purdue, Arizona St., Ohio State and Notre Dame.

OVERVIEW: Has 11 seasons of head coaching experience in college, including 5 years at Cal State-Fullerton and 6 years at Purdue...A 6-year NFL coach, all with the Ravens...One of the best LTs in NFL history. Jonathan Ogden, who is a 7-time Pro Bowler, anchors the line.

1999-2003: (with Baltimore) 2003: Ravens scored franchise-record 391 points (previous was 371 in 1996), and led the NFL in rushing with 2,669 yards (166.8 per game)...RB Jamal Lewis became the 5th RB in NFL history to run for over 2,000 yards, finishing with 2,066 yards, 2nd-best ever behind O-line...**Lewis was named AP's Offensive Player of the Year.** Both Lewis (2nd) and Ogden (7th straight) were voted to the Pro Bowl. **2002:** OL experienced some adjustments at RT, C and LG, but opened holes for a 1,000+ yard rusher and paved way for 20 TDs by receivers...Ogden was voted to his 6th consecutive Pro Bowl. **2001:** Training camp injuries forced numerous substitutions throughout the regular season...Offense still managed a 14th overall NFL ranking, gaining a total of 1,810 rushing yards (3.7 avg.), 2nd highest in team history, without top power rusher Jamal Lewis...Lewis sustained a left ACL tear in training camp and missed season. **2000:** Ravens set a then-team rushing mark with 2,199 yards and a 4.3-yard avg...Then-rookie Lewis set franchise mark by rushing for 1,364 yards...In spite of a sputtering start, Ravens recovered after a 5-game TD drought and launched a Nov/Dec series that would take them into the playoffs and, ultimately, a victory in Super Bowl XXXV. **1999:** Colletta appointed as OL coach for the Ravens.

1997-98: (with Notre Dame) Spent 2 seasons as OC...In 1998, Jim coached TEs in addition to coordinating the offense.

1991-96: (with Purdue) Returned to Purdue and spent 6 years as head coach.

1988-90: (with Ohio State) Joined head coach John Cooper in the winter of 1988...Assistant head coach and OC...Also worked with OTs and TEs.

1985-87: (with Arizona State) Was OC...Sun Devils beat Michigan in 1987 Rose Bowl.

1982-84: (with Purdue) OC and OL coach...1984 team is the only Purdue squad to beat Notre Dame, Michigan and Ohio State in same season.

1980-81: (with UCLA) Returned to UCLA and coached OL.

1975-79: (with Cal State-Fullerton) Head coach.

1972-74: (with Pacific) Coached OL.

1970-71: (with Xavier of Ohio) Coached OL.

1969: (with Brown) Coached Brown's OL.

1967-68: (with UCLA) Coached OL.

PERSONAL: All-League DE and captain of Bruins' team that beat Michigan State in Rose Bowl (1965)...Led team in rushing as sophomore FB in 1963...Graduated from UCLA in 1967, where he played football and baseball...GA at UCLA in 1966...Was 2-time All-League pick in baseball with a .306 career average as a catcher and centerfielder...In 2000, was inducted into the UCLA Baseball Hall of Fame...Hobbies include golf and travel...Jim and wife Suzanne are parents of 3: Dawn, Dan and Patrick...The Collettas live in Finksburg, MD.

COACHING BACKGROUND: 1967-68, 1980-81 (UCLA); 1969 (Brown); 1970-71 (Xavier of Ohio); 1972-74 (University of the Pacific); 1975-79 (Cal State-Fullerton-head coach); 1982-84 (Purdue); 1985-87 (Arizona State); 1988-90 (Ohio State); 1991-96 (Purdue-head coach); 1997-98 (Notre Dame); 1999-2004 (Baltimore Ravens)



JIM FASSEL

SENIOR CONSULTANT/Offense

COLLEGE: LONG BEACH STATE

YEARS WITH RAVENS: 1

YEARS IN NFL: 14

YEARS IN COACHING: 31

HS: ANAHEIM (CA)

BORN: 8/31/49, ANAHEIM, CA

Jim Fassel, a former *NFL Coach of the Year*, joined the Baltimore Ravens as a senior consultant in 2004. Fassel works with Ravens QBs, develops game plans, and is an advisor to the offense. The former head coach of the NY Giants (1997-2003) took his 2000 team to the playoffs and Super Bowl XXXV, where the Giants eventually lost to the Baltimore Ravens, and Jim's friend, Brian Billick. *This marks the 1st time in NFL history that 2 Super Bowl head coaches are on the same coaching staff.*

OVERVIEW: Led Giants to 2 NFC East titles, a conference championship, and an appearance in the Super Bowl, plus a Wild Card playoff berth...Had 58 regular season victories and is the 3rd-winningest coach in Giants history...Was called a QB guru for his tutoring of 2004 Hall of Famer John Elway at Denver, but has proven to be a "both sides of the ball" coach...Tutored Phil Simms and Kerry Collins at the Giants.

1997-2003: (with NY Giants) 2003: Injury-decimated Giants had a 4-12 season, losing last 8...Longest slump since a 7-game streak in 1994. **2002:** NYG finished 2nd in NFC East, good for a Wild Card matchup with the 49ers...SF beat NYG 39-38...The 10 regular season wins represented a 3-game improvement over the 2001 season, when the Giants were 7-9 and finished 3rd in the NFC East. **2000:** Giants enjoyed their finest season under Fassel...Finished with 12-4 record...Won NFC East title and conference championship...After the 2nd home loss in as many weeks and with a 7-4 record, Fassel announced that Giants would make the playoffs...Players responded by winning the final 5 games of season to win their 2nd NFC East championship under Fassel...Earned top seed in the NFC Playoffs...Giants defeated Philadelphia and Minnesota to advance to Super Bowl XXXV against Baltimore. **1999:** Finished an injury-plagued season at 7-9...Dropped last 3 games. **1998:** Finished 8-8, after starting campaign with a 3-7 record...Fassel's leadership was evident with a 5-1 finish. **1997:** Fassel named the 15th head coach in Giants history...In 1st season, he led squad to a 10-5-1 record and a berth in the playoffs, capturing the NFC East...Became only the 12th NFL head coach to win a division title in his 1st season since the 1970 merger...Despite several key injuries, Giants overcame a 1-3 start and rebounded to 9-2-1 the rest of the season...*Fassel was named NFL Coach of the Year* by numerous media outlets, including the *Associated Press* and *The Sporting News*, (as voted by NFL coaches)...Giants became the 15th team in NFL history to finish in 1st place in division, 1 season after finishing in last place...The worst-to-1st turnaround has occurred 13 times, including the 1997 Giants, since the 1970 merger...Fassel's group finished with a 7-0-1 division record and became the 1st team ever to go undefeated in the NFC East.

1996: (with Arizona) Offensive coordinator and QB coach...Tutored Boomer Esiason.

1995: (with Oakland) QB coach...Tutored Jeff Hostetler.

1993-94: (with Denver) Spent 2 campaigns as assistant head coach/offensive coordinator...Elway had finest season in 1993 earning *MVP and AFC Player of the Year* awards...Led the NFL in all passing categories.

1991-92: (with NY Giants) 1991: QB coach. **1992:** Promoted to offensive coordinator.

1985-89: (with Utah) Returned as the school's head coach...Recruited future NFL QB Scott Mitchell, who set 10 NCAA and 5 Western Athletic Conference records, plus virtually every school passing record.

1984: (with USFL) Offensive coordinator for New Orleans Breakers.

1979-83: (with Stanford) Was credited with recruiting and coaching John Elway at Stanford...Elway finished 2nd in balloting for the Heisman Trophy in 1982...Worked with Stanford head coach Bill Walsh, who would later lead 49ers to 3 Super Bowl titles.

1977-78: (with Weber State) Served 2 seasons as offensive coordinator.

JIM FASSEL

1976: (with Utah) Coached QBs and receivers.

1974: (with Hawaii Hawaiians) Player-coach for WFL.

1973: (with Cal State-Fullerton) Launched coaching career.

PERSONAL: A standout QB at Anaheim HS before leading Fullerton College to a 25-1 record over 2 seasons and winning the junior college national championship in 1967...Spent 1 season as a teammate of Seattle Seahawks head coach Mike Holmgren at USC during the Trojans' 1969 Rose Bowl championship season...Fassel was a junior backup behind Jimmy Jones after transferring from Fullerton College...Was drafted by Chicago in the 7th round of the 1972 NFL Draft...Had brief stints in training camps with Chicago, Houston and San Diego.

COACHING BACKGROUND: 1973 (Cal State-Fullerton); 1974 (WFL-Hawaii Hawaiians); 1975 (out of coaching); 1976 (Utah); 1977-78 (Weber State); 1979-83 (Stanford); 1984 (USFL-New Orleans Breakers); 1985-89 (Utah-head coach); 1990 (out of coaching); 1991-92 (NY Giants); 1993-94 (Denver Broncos); 1995 (Oakland Raiders); 1996 (Arizona Cardinals); 1997-2003 (NY Giants-head coach); 2004 (Baltimore Ravens)

JEDD FISCH

OFFENSIVE ASSISTANT

COLLEGE: FLORIDA

YEARS WITH RAVENS: 1

YEARS IN NFL: 4

YEARS IN COACHING: 7

HS: HANOVER PARK (E. HANOVER, NJ)

BORN: 5/5/76, LIVINGSTON, NJ

Jedd Fisch joined the Ravens' coaching staff in a newly-created offensive assistant position in 2004. Fisch will be working directly with Matt Cavanaugh assisting in all aspects of game preparation, including film breakdown, scouting reports, and opponent breakdowns. He will also assist David Shaw coaching wide receivers.

OVERVIEW: A 7-year coaching veteran in the college and professional ranks...Spent 3 years as the defensive quality control coach for the Houston Texans...Launched career as a WR coach...Coached WRs with the New Jersey Red Dogs of the AFL...Spent 2 years as graduate assistant with Steve Spurrier (former head coach of the Washington Redskins) at the University of Florida.

2001-2003: (with Houston) 2003: Served as the Texans' defensive quality control coach...Assisted coaching the club's LBs, as well as maintaining responsibility for all opponent film breakdown and game analysis. **2002:** Served as defensive quality control coach and assistant LBs coach. **2001:** Joined the Texans as Dom Capers' 3rd hire behind Chris Palmer (OC) and Dan Riley (head strength and conditioning coach)...Spent that year working with both O/D and assisting in all administrative duties that go along with building an expansion franchise.

1999-2000: (with U. of Florida) Served as a graduate assistant at the University of Florida for 2 seasons...Gators posted a 19-7 record over those 2 seasons...Advanced to 2 New Year's Day Bowl Games (Florida Citrus and Sugar) and won a Southeastern Conference Title.

1998: (with NJ Red Dogs) Coached WRs, plus responsible for quality control duties for O/D...Posted a 7-7 record during that time.

PERSONAL: Fisch returns to the field after 1 year of off-field duties while recovering from an aortic aneurism surgical procedure in April 2003...Graduated from the University of Florida with a bachelor's degree in criminology and law...Earned a master's degree in sports management...During undergraduate years, Fisch served as an assistant coach and defensive coordinator at PK Yonge (Gainesville, FL) HS...Jedd and wife Amber and her daughter, Zaylee, live in Baltimore, MD.

COACHING BACKGROUND: 1998 (New Jersey Red Dogs); 1999-2000 (University of Florida); 2001-2003 (Houston Texans); 2004 (Baltimore Ravens)



JEFF FITZGERALD

OUTSIDE LINEBACKERS

COLLEGE: CAL STATE-NORTHRIDGE

YEARS WITH RAVENS: 1

YEARS IN NFL: 11

YEARS IN COACHING: 22

HS: JOHN BURROUGHS (BURBANK, CA)

BORN: 4/18/60, BURBANK, CA

Jeff Fitzgerald joined the Ravens in January of 2004 to coach outside linebackers. Fitzgerald is reunited both with defensive coordinator Mike Nolan, whom he coached with at the Washington Redskins, and player personnel director Phil Savage, who was a graduate assistant with Fitzgerald at Alabama in the late 1980s.

OVERVIEW: Spent the past 4 seasons with the Arizona Cardinals...Served as LB coach and quality control coach...Brings 10 years of NFL coaching experience and vast skills in computer and video operations to Baltimore...In Jeff's 11-year NFL tenure, he has worked for 5 different owners and 7 different head coaches...Also coached with Mike Nolan at Redskins.

2000-2003: (with Arizona) 2001-03: Served as LB coach. **2000:** Joined Cardinals as quality control coach and was responsible for computer and video operations.

1998-1999: (with Washington) 1999: Served as LB coach and defensive assistant under then-Redskin defensive coordinator Mike Nolan. **1998:** Defensive and special teams assistant...Managed the team's defensive game analysis services and served as a special teams assistant.

1994-1997: (with San Diego State) Served as LB coach...Oversaw the computer and video operations for the team.

1990-1993: (with Tampa Bay) Began NFL career with the Buccaneers...Spent 4 years working with the DBs, special teams and administering defensive computer operations, plus evaluation of football video.

1986-89: (with Alabama) Spent 4 seasons with Crimson Tide, where he met graduate assistant Phil Savage...Served as ILB coach while completing his master's degree in physical education.

1985: (with U. of Cincinnati) Was a graduate assistant (defense) at the University of Cincinnati...Developed the Cincinnati *Offseason Strength and Conditioning Program Guide Book*.

1981-84: (with Burroughs/Burbank HS) Coached high school football in his hometown of Burbank, while completing his bachelor's degree at Cal-Northridge.

PERSONAL: Graduate of Cal State-Northridge with a bachelor's degree in physical education and a master's degree from the University of Alabama...Originally attended Oregon State, but transferred after suffering a career-ending knee injury while playing LB for the Beavers...Volunteered at weightlifting events at the 1984 Summer Olympic Games in Los Angeles...An auto racing and travel enthusiast, Fitzgerald has traveled around the world to exotic places like Korea, Hong Kong, Australia, New Zealand, Fiji, and extensively, throughout Europe...His favorite trip was to Bali, Indonesia...Jeff is single and resides in Pikesville, MD.

COACHING BACKGROUND: 1981-82 (John Burroughs HS); 1983-84 (Burbank HS); 1985 (University of Cincinnati); 1986-89 (Alabama); 1990-93 (Tampa Bay Buccaneers); 1994-97 (San Diego State); 1998-99 (Washington Redskins); 2000-03 (Arizona Cardinals); 2004 (Baltimore Ravens)

DID YOU KNOW?

...That the Ravens scored a team-best 391 points in 2003, surpassing their previous team-best of 371 points in 1996.



JEFF FRIDAY

STRENGTH AND CONDITIONING

COLLEGE: WISCONSIN MILWAUKEE

YEARS WITH RAVENS: 6

YEARS IN NFL: 6

YEARS IN COACHING: 15

HS: MARQUETTE U. (MILWAUKEE, WI)

BORN: 10/11/66, MILWAUKEE, WI

Jeff Friday enters his 6th season in charge of the Ravens' strength and conditioning program. Friday introduced new elements to the program in 2004, including kick boxing, yoga and spin-cycling. A mainstay of the Baltimore football program, Friday and his assistant, Paul Ricci, add an invaluable contribution to the development of Ravens players.

OVERVIEW: Following the 2000 season, when the Ravens became World Champions, Friday was named *Professional Strength and Conditioning Coach of the Year* by a vote of his peers in the Professional Football Strength and Conditioning Coaches Society...Has a combined 15 years of coaching in college and the NFL.

1999-2003: (with Baltimore) 2003: NFL's No. 1 rushing team (166.8 yards per game)...Out-scored opponents 150-65 in the fourth quarter...Scored 150 fourth quarter points that led the NFL. **2002:** Coached and conditioned team with 19 rookies with an average age of 25.2 (youngest in NFL) to a 7-9 record. **2001:** Outscored opponents 109-55 in the fourth quarter...Seven (7) victories resulted from fourth-quarter comebacks. **2000:** NFL record for fewest points allowed in a 16-game schedule (165) and NFL record for fewest rushing yards allowed in a season...12-0 record when leading after 3 quarters. **1999:** Ravens posted an 8-8 record, most wins in franchise history...Reunited with head coach Brian Billick to oversee the Ravens' strength and conditioning program.

1996-98: (with Minnesota) During Friday's 3 seasons with the Vikings as assistant strength and conditioning coach, the team made the playoffs each season. **1998:** Playoff team set NFL record for most points scored in a season (556).

1992-1995: (with Northwestern) Spent 4 years as assistant strength and conditioning coach with men's basketball coach Ricky Byrdsong...Worked primarily with men's and women's basketball teams. **1995:** Helped to develop the football squad that won Big 10 title.

1990-91 : (with Illinois State) A 2-year assistant strength and conditioning coach.

PERSONAL: Earned bachelor's degree in physical education from the University of Wisconsin-Milwaukee and master's degree in exercise science from Illinois State University...Friday's master's thesis was published in the *Journal of Strength and Conditioning Research* as *A Comparison of Muscle Activity Between a Free Weight and a Machine Bench Press*...In 2002, received The President's Award from the Ricky Byrdsong® Foundation, an organization that battles the growing epidemic of hate and violence in our society by and against youth...Attended Marquette University (Milwaukee, WI) HS...Jeff, wife Jennifer, daughter Hailey (4), and son Aidan James (2), reside in Ellicott City, MD.

COACHING BACKGROUND: 1990-91 (Illinois State); 1992-95 (Northwestern University); 1996-98 (Minnesota Vikings); 1999-2004 (Baltimore Ravens)

*(Ed. note - In 1999, Byrdsong was walking 1 block from his home with 2 of his children when he became a victim of a hate crime and was killed by a young man. Byrdsong was only 43 years old.)



RING OF HONOR PRESENTED BY SMYTH JEWELERS

2003	Art Modell
2002	8 Baltimore Colts
2001	Ernest Byner

The Ravens' Ring of Honor, presented by Smyth Jewelers salutes special inductees at M&T Bank Stadium. Their names appear on banners at the Stadium. The 8 Colts inducted into the Ring of Honor are listed in the History Section on Page 298.



WADE HARMAN

TIGHT ENDS/OFFENSIVE LINE

COLLEGE: DRAKE UNIVERSITY

YEARS WITH RAVENS: 6

YEARS IN NFL: 8

YEARS IN COACHING: 18

HS: WAYNE COMMUNITY (CORYDON, IA)

BORN: 10/1/63, CORYDON, IA

Wade Harman enters his 6th year coaching Ravens TEs and the offensive line. Wade's special group of receivers may be the best TE corps in the NFL, and includes 2-time Pro Bowler Todd Heap. Former Alabama TE Terry Jones posted 3 receiving TDs last season and is expected to add more production to the 2004 receiving corps. In 3 of the past 4 seasons, a TE has led the Ravens in receptions. Trent Smith, who rehabilitated from a leg injury in 2003, is expected to add depth to the trifecta of young Ravens TE threats.

OVERVIEW: Harman has 18 years in coaching...Launched his pro career with the Vikings, where he was part of the Dennis Green-Brian Billick offensive staff...He coached with Billick at Utah State...Was part of the Super Bowl run in 2000...Coached players the caliber of Ben Coates and Shannon Sharpe, who surpassed Ravens GM Ozzie Newsome's NFL TE-reception marks in 2001.

1999-2003: (with Baltimore) 2003: Heap led the team in receptions for the 2nd consecutive season (57-693)...**Made 2nd straight trip to Pro Bowl...**Todd pulled in a 35-yard TD catch in the postseason loss vs. the Titans. **2002:** Ravens were only team in NFL to have a TE (Heap) lead his team in receptions (68-836 yards)...Heap also tied for the team-lead with 6 TDs (with WR Travis Taylor)...Heap posted 2 2-TD games (vs. Jax. and Den.) and 2 go-ahead TDs (at Pit. and at Cin.)...His 6 points at Paul Brown Stadium were the game-winners (27-23) with only minutes remaining...Rookie Terry Jones emerged, starting 6 of 14 games and catching 11 passes for 106 yards and 1 TD. **2001:** Future Hall of Famer Shannon Sharpe (who subsequently re-signed with Denver in 2002 after 2 seasons with the Ravens) became the NFL's all-time pass-catching TE while with the Ravens (on 11/18 vs. Cle.), eclipsing Ozzie Newsome's NFL marks (662 rec. for 7,980 yards)...Sharpe had posted 690 career receptions for 8,553 yards, both all-time NFL records for a TE...Sharpe caught a dazzling game-winning TD pass at Jax. (11/25) with 9 seconds remaining. **2000:** Ravens signed Sharpe, and he led the team with 67 catches for 810 yards and 5 TDs, plus added huge plays in the postseason, catching 6 passes for 230 yards and 2 TDs. **1999:** Re-joined Brian Billick as TEs coach/OL.

1997-98: (with Minnesota) Spent 2 seasons as a coaching assistant, helping tutor offensive line under OL coach Mike Tice...Assisted coaching staff with playbook development, practice plans and schedules, game plans, opponents scouting reports and assisted the pro personnel department.

1996: (with Morningside College) Served as offensive coordinator and OL coach in Sioux City, IA.

1992-95: (with U. of Pacific) Coached variety of offensive positions and monitored administrative affairs for the football program.

1987-91: (with Utah State) 1989-91: Full-time offensive assistant under then-offensive coordinator Brian Billick. **1987-88:** Entered coaching ranks, where he was graduate assistant.

PERSONAL: Harman was a LB at Utah State after transferring from Drake...Earned a master's degree in health, physical education and recreation from Utah State in 1988...Grew up in a farming community...Father is a veterinarian...Wade and wife Angie have 2 daughters, Madison (9) and Rylee (7), and a son, Hunter (4)...The Harmans live in Reisterstown, MD.

COACHING BACKGROUND: 1987-91 (Utah State); 1992-95 (University of the Pacific); 1996 (Morningside College); 1997-98 (Minnesota Vikings); 1999-2004 (Baltimore Ravens)

TOP 5 ACTIVE TIGHT ENDS IN THE NFL OVER THE LAST 2 SEASONS

PLAYER	TEAM	REC.	YARDS	TDs
TONY GONZALEZ	KANSAS CITY	134	1,689	17
TODD HEAP	BALTIMORE	125	1,529	9
JEREMY SHOCKEY	NY GIANTS	122	1,429	4
FREDDIE JONES	ARIZONA	99	875	4
BILLY MILLER	HOUSTON	91	986	6



JOHNNIE LYNN

SECONDARY

COLLEGE: UCLA

YEARS WITH RAVENS: 1

YEARS IN NFL: 11

YEARS IN COACHING: 18

HS: JOHN MUIR (PASADENA, CA)

BORN: 12/19/56, LOS ANGELES, CA

Johnnie Lynn is in his 1st season as the Ravens' secondary coach. Lynn will share secondary duties with secondary coach Dennis Thurman. Lynn, a former defensive coordinator for the NY Giants, rejoins Jim Fassel, his former head coach at the Giants. Fassel was named senior consultant to the offense for the Ravens in 2004, after 7 notable seasons as head coach with the NY team.

OVERVIEW: Lynn was the Giants' defensive coordinator and 7-year member of Jim Fassel's staff...He was promoted to the position on 2/7/02...He replaced John Fox, now head coach of the Panthers...Lynn was with the Giants 5 years before his promotion from secondary coach...While Lynn tutored the DBs, the team consistently had 1 of the NFL's finest pass defenses...*Secondary's finest moment occurred in the 2000 NFC Championship Game, when the Giants limited Cris Carter, Randy Moss and Minnesota Vikings to just 5 catches for 42 yards...*NY succeeded despite a cast of players that constantly changed.

1997-2003: (with the NY Giants) 2003: Injury-decimated Giants experienced a 4-12 season, losing final 8...Longest slump since a 7-game streak in 1994. **2002:** Giants had 1 of the NFL's finest defenses...In Lynn's 1st season as defensive coordinator, the Giants ranked 3rd in the NFL in scoring defense, allowing only 17.4 points a game...They allowed 17 points or less in 10 of 16 regular season games...Giants were 9th in the NFL in total yardage defense, giving up 309.3 yards a game, and 9th in passing defense, surrendering 194.9 yards a game...Giants were 9th in opposing 3rd-down conversions...Opponents succeeded on only 36.5 percent of their 3rd-down attempts (81 of 222)...During tenure as DB coach, Lynn was instrumental in the development of Will Allen, William Peterson, Shaun Williams, Jason Sehorn and several other DBs who were key to the Giants' success...Allen and Peterson were widely recognized as 1 of the NFL's finest young CB tandems. **2001:** Giants secondary helped hold 8 opponents to less than 200-yards passing...6 different DBs intercepted at least 1 pass, led by Allen's team-leading total of 4 picks. **2000:** In NFC Championship season, 10 opponents, including 3 in the playoffs, failed to gain 200 yards through the air...Secondary's finest moment occurred in the 2000 NFC Championship Game, when the Giants limited Minnesota to just 60 passing yards...Vikings had averaged 243.2 passing yards in their 1st 17 games...Minnesota's outstanding receiving duo of Moss and Carter combined for a dismal 5 catches for 42 yards. **1997:** Hired by Jim Fassel to join Giants defensive staff...Team led the NFL with 27 INTs, despite a secondary that was riddled with injuries to key personnel...Squad opened the season in dramatic fashion as SS Sam Games intercepted a pass and returned it 95 yards for a TD to seal a win over Phi. in the season opener...Sehorn intercepted a career-best 6 passes, the most by a Giant since Everson Walls' 6 thefts in 1990.

1996: (with San Francisco) Spent the season coaching DBs.

1994-95: (Tampa Bay) Served as DB coach for the Tampa Bay.

1987-93: (U. of Arizona) 1992-93: Coached DBs. **1988-91:** Coached the OLBs. **1987:** Spent 7 seasons coaching.

1979-86: (with NY Jets) Lynn was a standout DB, playing both CB and S, in the NFL for 8 seasons with the New York Jets following his 4th-round selection out of UCLA...Was instantly a member of the starting defensive lineup as a rookie and ended his career 10th on the Jets' career INT list with 17 thefts after 7 seasons.

PERSONAL: A 4-year letterman at UCLA, Lynn played on 4 bowl teams and garnered All-Pac 10 Honors as a senior...Earned his bachelor's degree in history...Graduate of John Muir (Pasadena, CA) HS...Johnnie and wife Laurie are the parents of Ashley (21), Chazz (19) and Cameron (13).

NFL PLAYER EXPERIENCE: 1979-86 (New York Jets)

COACHING BACKGROUND: 1987-93 (Arizona); 1994-95 (Tampa Bay Buccaneers); 1996 (San Francisco 49ers); 1997-2003 (New York Giants); 2004 (Baltimore Ravens)



MIKE PETTINE

DEFENSIVE ASSISTANT

COLLEGE: UNIVERSITY OF VIRGINIA

YEARS WITH RAVENS: 3

YEARS IN NFL: 3

YEARS IN COACHING: 17

HS: CENTRAL BUCKS WEST (PA)

BORN: 9/25/66, DOYLESTOWN, PA

Mike Pettine (pronounced PET-tin) entered his 3rd season with the Ravens with a promotion to defensive assistant. On the field, he'll help coach the defensive line, assisting DL coach Rex Ryan. Pettine spent 1 year as a coaching assistant/quality control specialist after spending 2002 in football video operations.

OVERVIEW: High school head coach for 7 years...Spent 2 years at the University of Pittsburgh as a graduate assistant (defense) under Johnny Majors...Also a computer specialist for the Ravens, Mike assisted in producing coaching programs combining video to assist in developing playbooks for offense and defense and analyzing game video of opponents...Newly appointed to defensive assistant in 2004.

2002-2003: (with Baltimore) 2003: Using the latest computer technology, Pettine assisted in developing playbooks, producing scouting reports, and analyzing game video of opponents as a quality control specialist. 2002: With football video operations...Assisted the Ravens' coaching staff.

1997-2001: (with North Penn HS) 2000: Pettine's 1999 squad was featured on ESPN's original documentary *The Season...* Team won 45 games in 5 seasons, including the 1st of 2 playoff appearances in school history...Was head football coach at Lansdale, PA...Team won 45 games in 5 years, including the 1st 2 playoff appearances in school history.

1995-96: (with William Tennent HS) 1996: Team established a school record with 9 wins. 1996: Named head coach.

1993-94: (with U. of Pittsburgh) Served as a defensive graduate assistant under Johnny Majors.

1988-92: (with Central Bucks West HS) Was an assistant coach for his father, Mike Pettine, Sr., recently retired as the most winning coach in the history of HS football in the state of PA...Dad had a 326-42-4 record in 33 seasons.

PERSONAL: Graduate of UVA with a BA in economics...Played at UVA under Coach George Welsh (1984-1987) and was a 2-year letterman at FS (1986-87)...Led the team in INTs in 1986 with a school-record 3 INTs in 1 game (vs. NC State)...Attended Central Bucks West (Doylestown, PA) HS...Lettered in football and basketball...Was All-State at QB and DB...Mike and wife Marlene live in Hampstead, MD, with their 3 children: Megan (10), Ryan (7) and Katie (3).

COACHING BACKGROUND: 1988-92 (Central Bucks West HS); 1993-94 (University of Pittsburgh); 1995-96 (William Tennent HS-head coach); 1997-2001 (North Penn HS-head coach); 2003-04 (Baltimore Ravens)

TOUGH TO BEAT IN PLAYOFFS

NFL Franchises with
Best Postseason
Winning
Percentages
Through 2003 playoffs

BALTIMORE (5-2)
RAVENS .714



CAROLINA (4-2)
PANTHERS .667



GREEN BAY (24-13)
PACKERS .649



SAN FRANCISCO (25-16)
49ERS .610



WASHINGTON (22-15)
REDSKINS .595



DALLAS (32-22)
COWBOYS .593





PAUL RICCI
ASSISTANT STRENGTH/CONDITIONING
COLLEGE: TEMPLE
YEARS WITH RAVENS: 4
YEARS IN NFL: 4
YEARS IN COACHING: 4
HS: WASHINGTON TWP (SEWELL, NJ)
BORN: 11/15/69, ELMER, NJ

Paul Ricci (pronounced RICH-ee), named assistant strength and conditioning coach in the spring of 2002, joined strength coach Jeff Friday in the Ravens' weight room for a 3rd consecutive year. Ricci has held part-time positions with the San Diego Padres (spring training, 1997), Philadelphia Eagles (1995-96), and Seattle Seahawks (1993).

OVERVIEW: Ravens highly-attended offseason strength and conditioning program for players begins in March and continues through June, followed by programmed workouts individualized for each player during the season...Worked part-time with the Ravens from 1999 to 2001.

2002-03: (with Baltimore) 2003: Instituted a cutting-edge, core-training regimen to help supplement the Ravens' highly successful strength and conditioning program. **2002:** Named assistant strength and conditioning coach.

1997-02: (part-time Ravens) Ricci owned and operated a successful personal training business in Southern New Jersey. **1999:** Has worked part-time with the Ravens since April of 1999.

1996: (Arizona) 1-year stint as the assistant strength and conditioning coach.

1995-96: (part-time Philadelphia) Held part-time position in their strength and conditioning program.

1993: (part-time Seattle) Strength and conditioning assistant.

PERSONAL: A 1993 graduate of Temple...Holds a bachelor of science degree...Attended Penn State (1988-89), and specialized in a study course of exercise and sports science...In 1989, suffered a shoulder injury, which cut short his stint as an OL for the Nittany Lions...Paul will complete his master's degree in education from Goucher College in December of 2004...Earned All-South Jersey honors as a senior captain at Washington Township (Sewell, NJ) HS...Team won the Group 4 championship in 1988...Paul and wife Elizabeth make their home in Owings Mills, MD.

COACHING BACKGROUND: 1996 (Arizona Cardinals); 2002-04 (Baltimore Ravens)



Paul Ricci monitored Casey Rabach's workout during a session of the strength and conditioning program. Also pictured are Jeff Friday, the Ravens' strength coach, Kelly Gregg, Ray Lewis and in the back, Orlando Brown.

Dave Trozzo, Photographer



REX RYAN

DEFENSIVE LINE

COLLEGE: SW OKLAHOMA STATE

YEARS WITH RAVENS: 6

YEARS IN NFL: 8

YEARS IN COACHING: 18

HS: STEVENSON (PRAIRIE VIEW, IL)

BORN: 12/13/62, ARDMORE, OK

Rex Ryan, who enters his 6th year coaching the Ravens' defensive line, has a distinctive NFL bloodline when it comes to coaching defenses. The Ryan family has coached in 6 Super Bowls with 5 different NFL teams. Rex's father is the legendary Buddy Ryan; his twin brother is Rob Ryan, the defensive coordinator for the Oakland Raiders.

OVERVIEW: Rex totals a formidable combined 18 years in college and professional coaching ranks...Launched pro career with the Arizona Cardinals as the DL coach under his father Buddy...Rex returned to college ranks before coming to the Baltimore Ravens...*Helped coach Ravens record-setting defense that did not permit a 100-yard rusher in 50-straight games, including the playoffs.*

1999-2003: (with Baltimore) 2003: Ravens defense was among the NFL's best, *finishing 3rd (4th vs. rush and 6th vs. pass)*...Led the NFL in sacks (47) and tied for 1st in the AFC and 2nd in the NFL with 41 take-aways...Ravens ranked 1st in the AFC with 17 fumble recoveries...Allowed the fewest yards per play (4.2) and the 4th fewest passing yards (175.3 per game) in the NFL...LB Terrell Suggs had a Ravens' rookie record 12 sacks as a 3rd-down DE and earned *NFL Defensive Rookie of the Year* honors...Kelly Gregg had the most tackles (104) in the NFL for a defensive lineman. **2002:** Defense held opponents to AFC-best 3.7 yards per carry...Linemen averaged 2 years of experience and 24 years of age...Rookie DE Tony Weaver proved to be a new fixture on the line (65 tackles, 3.5 sacks)...Versatile LB/DE Adalius Thomas logged 68 tackles, 3 sacks, 1 FR and 2 INTs, including 1 for a TD...Despite being double-and-triple-teamed, sometime-DE Peter Boulware was voted to the Pro Bowl as LB (his 3rd) and produced a team-high 7 sacks during the season. **2001: Finished 2nd in the NFL in defense, 4th against the run**...Defense finished in the NFL's top 4 in several important categories, including 1st in total yards allowed per play (4.4), 2nd in total yards allowed per game (277.9), and 3rd in rushing average allowed per play (3.4)...Was 4th in the NFL in fewest points allowed with 265...*Record-setting defense did not permit a 100-yard rusher in 50-straight games, including the playoffs.* **2000: Finished 1st against run, 2nd in the NFL in defense**...Set a 16-game NFL record by allowing only 970 yards rushing and 2.68 yards per rushing attempt...*Defense gave up the fewest points (165) in NFL history in a 16-game season*...Ravens won Super Bowl XXXV with an impressive lineup: DEs Michael McCrary, Rob Burnett, DTs Tony Siragusa and Sam Adams. **1999:** Joined Brian Billick's staff...Ravens were *2nd in the NFL in overall defense, 2nd against the rush.*

1998: (with Oklahoma) Named defensive coordinator...Defense ranked 6th in the nation in total defense.

1996-97: (U. of Cincinnati) Spent 2 seasons as defensive coordinator...Defense ranked 5th vs. rushing and 13th in overall defense in the nation.

1994-95: (Arizona Cardinals) Spent 2 seasons coaching under his father, then-head coach Buddy Ryan. **1994:** Rex coached the DL...Cardinals ranked in the NFL's top 5 in every major defensive statistical category, including 3rd in overall defense. **1995:** In 2nd season, he coached the LBs.

1990-93: (Morehead State) Named defensive coordinator at Morehead (KY) State.

1989: (New Mexico Highlands) Assistant head coach and defensive coordinator.

1987-88: (Eastern Kentucky) Launched collegiate coaching career as DE coach.

PERSONAL: Played at Southwestern Oklahoma State...Earned both a bachelor of science and master's degree (1988) in physical education from Eastern Kentucky...Attended Stevenson (Prairie View, IL) HS...Rex and wife Michelle have 2 sons: Payton (12) and Seth (10)...The Ryans live in Ellicott City, MD.

COACHING BACKGROUND: 1987-88 (Eastern Kentucky University); 1989 (New Mexico Highlands College); 1990-93 (Morehead State University); 1994-95 (Arizona Cardinals); 1996-97 (University of Cincinnati); 1998 (University of Oklahoma); 1999-2004 (Baltimore Ravens)



DAVID SHAW

QUARTERBACKS/RECEIVERS

COLLEGE: STANFORD

YEARS WITH RAVENS: 3

YEARS IN NFL: 8

YEARS IN COACHING: 10

HS: JAMES LOGAN (UNION CITY, CA)

BORN: 7/31/72, SAN DIEGO, CA

David Shaw entered his 3rd year with the Ravens. He joined the team in 2002, replacing Mike Nolan, who was then-named defensive coordinator. David's combined duties include coaching both WRs and QBs, both very young groups, averaging 24 years of age and 3 years of experience. The addition of former Jacksonville Jaguars veteran WR Kevin Johnson, 28, will add some depth and experience to the young receiving corps.

OVERVIEW: Spent 4 seasons with the Oakland Raiders prior to moving to Baltimore...Has coached 4 QBs for the Ravens in 2 seasons: Jeff Blake, Kyle Boller, Chris Redman and Anthony Wright...Launched his coaching career at Western Washington University tutoring OLBs.

2002-03: (with Baltimore) 2003: Rookie QB Kyle Boller threw 2 TDs and 6 INTs over the 1st 5 games of the season, but improved to 5 TDs and only 3 INTs over his last 4 games before he was sidelined with an injury...Before he was sidelined in the 9th game at St. Louis, Boller posted a 5-3 record...Anthony Wright duplicated Boller's 5-3 record and took the Ravens to the playoffs...He posted a 119.1 pass rating in the playoff loss to Ten....WR Travis Taylor finished 2nd on team with 39 receptions for 632 yards and 3 TDs...Taylor (170) needs 21 catches to become the Ravens' all-time leader (see below). **2002:** QB Chris Redman started 1st 6 games of season (3-3), but his back injury gave Jeff Blake (295-165-2,084-55.9%-13TDs) the nod to start final 10 games...Taylor had a breakout season...Led WRs with 61 catches for 869 yards and 6 TDs...Ankle injury to former Raven WR Brandon Stokley gave several rookies the opportunity to see action at the WR position.

1998-2001: (with Oakland) 2001: Promoted to QB coach with Raiders...Won AFC West and gained a playoff berth...Lost Divisional Playoff at New England, 16-13...Coached QB Rich Gannon, who ranked 1st in the AFC and 2nd in the NFL (behind Rams' Kurt Warner), with a 95.5 QB rating...Gannon completed 361 passes in 549 attempts (3,828 yards), and recorded 27 TDs and 9 INTs...Oakland was 4th in NFL in passing, 7th overall in offense...Gannon won consecutive Pro Bowl MVP honors (2000-01). **1998-2000:** Quality control assistant for Raiders offense.

1997: (with Philadelphia) Jumped to NFL ranks by joining the Eagles as an offensive assistant...Worked closely with then-offensive coordinator Jon Gruden and other offensive coaches...Studied tapes of opponents for game-planning, and assumed various on-field responsibilities.

1997: (with Idaho State) Had 1-month stint as WRs coach in early portion of year.

1995-96: (Western Washington) 1995: Spent 2 seasons at Western Washington and tutored OLBs...Worked with the Rams' LBs as a coaching intern. **1996:** Moved to offense to oversee TEs and punt returners...Spent summer with Eagles as a training camp fellowship coach, working with TEs, WRs and PRs.

PERSONAL: Earned sociology degree at Stanford...Recorded 57 receptions and 6 TDs at the flanker position...Was a 4-year letter winner...Only the 3rd man in Stanford history to participate in 3 varsity sports (football, 1990-94; track, 1993; and basketball, 1994)...Brian Billick coached Shaw in his first 2 seasons at Stanford...A San Diego native, Shaw was a 3-sports star at James Logan (Union City, CA) HS...Son of retired Willie Shaw, a 33-year coaching veteran with 15 years in the NFL...David and wife Kori live in Reisterstown, MD, with daughter Keegan Mireya (1).

COACHING BACKGROUND: 1995-96 (Western Washington University); 1997 (Idaho State/Philadelphia Eagles); 1998-2001 (Oakland Raiders); 2002-04 (Baltimore Ravens)

RAVENS CAREER CATCHES

1ST	191 RECEPTIONS	QADRY ISMAIL
2ND	183 RECEPTIONS	MICHAEL JACKSON
3RD	170 RECEPTIONS	TRAVIS TAYLOR



MATT SIMON

RUNNING BACKS

COLLEGE: EASTERN NEW MEXICO

YEARS WITH RAVENS: 6

YEARS IN NFL: 6

YEARS IN COACHING: 26

HS: BURGESS (EL PASO, TX)

BORN: 12/6/53, EL PASO, TX

Matt Simon is in his 6th season as the Ravens' RB coach, tutoring the explosive, record-breaking rushing attack led by Jamal Lewis and boosted by FB Alan Ricard and the Ravens' offensive line. The ground attack produced 2,669 total yards and a 1st-place ranking in the NFL in 2003.

OVERVIEW: Has 26 years of coaching in both the college and pro ranks and is a member of 2 college Halls of Fame...His pro resume includes a Super Bowl XXXV ring in 2000 and tutoring a record-breaking RB in Lewis...Ravens rushing attack has steadily improved under Matt's watch...Launched his career at his alma mater as a graduate assistant at Eastern New Mexico in 1977...Was a charter member of Brian Billick's staff as running backs coach in 1999.

1999-2003: (with Baltimore) 2003: Ravens boasted the No. 1-ranked rushing offense...Lewis was awarded *NFL Offensive Player of the Year*, *AP All-Pro* and 1st-time *Pro Bowl* honors...Lewis became only the 5th player in NFL history to rush for 2,000 yards in a season, 2nd only to Eric Dickerson (2,105 in 1984), with 2,066 yards and 14 TDs rushing. 2002: Highlight for the offense was the return of RB Jamal Lewis...He rushed for 1,327 yards and added 442 more on 47 receptions...FB Alan Ricard and RB Chester Taylor added production...Ravens finished 16th overall in rushing. 2001: Ravens still earned rushing respectability in the NFL although Jamal Lewis was out for season because of torn ACL...Team carried the ball 483 times for a total of 1,810 yards (3.7 average) and 11 TDs...Rushing attack was 11th overall in the league with a total offense that ranked 14th. 2000: Rookie Lewis broke the Ravens' single-season rushing mark with 1,364 yards...Counting postseason, Jamal combined for an amazing 2,038 yards, rushing and receiving...Team set new team rushing record with 2,199 yards, 5th in the NFL. 1999: Ravens RBs did not fumble once in 431 carries...Joined Ravens staff as RB coach.

1998: (with Denver) Served as a coaching intern in the Broncos' training camp.

1994-97: (with U. of North Texas) 1995: Football program moved from Division I-AA to I-A. 1994: Won the Southland Conference Championship...Earned Southland Conference Coach of the Year, Black Coaches Association National Football Coach of the Year and AFCA Region 4 Coach of the Year...Named head coach at the University of North Texas in 1994.

1992-93: (with New Mexico) Offensive coordinator...Lobos averaged 413 yards and 30.5 points per game.

1982-91: (with U. of Washington) Huskies went to 9 bowl games...Coached several of the then-top 10 rushers in school history. 1991: Won a national championship...Named RB and kicking coach.

1979-81: (U. of Texas-El Paso) Coached TEs and LBs from 1979-81.

1978: (with Borger HS) Entered coaching ranks as an assistant coach at Borger (TX) HS.

1977: (with Eastern New Mexico) Served as a graduate assistant at Eastern New Mexico.

PERSONAL: Lettered 4 seasons as a LB...ENMU Hall of Honors and holds both BS and master's degrees in physical education...1997 inductee into the U. of Washington Hall of Fame...Is both a sponsor and chief fundraiser for Howard County (MD) Bruins, a 6th-to-8th grade youth football team that plays a 10-game season plus a "Super Bowl"...Member of Mid-Atlantic Limited Football Association...Received a Community Service Award from the Maryland State Coaches Association in 2003 for his involvement in Youth Sports in Maryland...Hobbies include nature, hiking, and camping...Former Boy Scout who teaches his children that "the Earth is a great place"...Attended Burgess HS in El Paso, TX...Lettered in football and wrestling.

COACHING BACKGROUND: 1977 (Eastern New Mexico); 1979-81 (University of Texas-El Paso); 1982-91 (University of Washington); 1992-93 (New Mexico); 1994-97 (University of North Texas-head coach); 1999-2004 (Baltimore Ravens)



MIKE SINGLETARY

INSIDE LINEBACKERS

COLLEGE: BAYLOR

YEARS WITH RAVENS: 2

YEARS IN NFL: 14

YEARS IN COACHING: 2

HS: EVAN E. WORTHING (HOUSTON, TX)

BORN: 10/9/58, SUNNY SIDE, TX

Mike Singletary, an NFL Hall of Famer and 12-year stellar middle linebacker for the Chicago Bears, is in his 2nd year as LB coach for Baltimore. Jeff FitzGerald, who spent the past 4 seasons with the Arizona Cardinals, will coach outside linebackers.

OVERVIEW: Mike launched his coaching career with the Baltimore Ravens in 2003...Opportunities were presented over the years, but he chose the scenario with the Ravens and to coach a player the caliber of Ray Lewis...The 2 men have a special camaraderie, as evidenced at practice and in a playful interview with ESPN's Tom Jackson in 2003.

2003: (with Baltimore) Ray Lewis earned *NFL Defensive Player of the Year* honors last season...ILBs finished 1st and 2nd in tackles: Lewis at 225 (previous high was a 210-tackle performance in 1997) and Ed Hartwell at 140 total tackles, plus 3 sacks, 5 PD and his 1st career INT.

2001: Won Walter Camp's "Man of the Year," based on his reputation for integrity and leadership within his profession and contributions benefiting his community, country and fellow man...Co-founded *Leadership Zone*, a company that provides leadership training.

1998: Inducted into the Pro Football Hall of Fame.

NFL PLAYER: (with Chicago) Singletary's career boasted 1,488 tackles (885 solo), finishing as the Bears' 1st-or-2nd-leading tackler each of his last 11 seasons...Named to the *NFL Team of the 80s* after being selected to play in a *team-record 10 consecutive Pro Bowls*...Was also named *All-Pro 8 times* (1983-89; 1991), and an *All-NFC* selection 9 consecutive times (1983-91)...After being drafted from Baylor (2nd round, 1981), Mike started a defensive team-record 172 games for the Bears, trailing only RB Walter Payton's 184-career starts for the all-time team lead...Received numerous awards for quality achievements and high moral character for players who excel on the field. **1993:** Earned Dapper Dan Farewell to Sports Award.

1981-1992: **1992:** Final pro season as Bears LB. **1991:** Received "Athletes in Action" Bart Starr Award. **1990:** Named *NFL Man of the Year* for playing excellence and off-the-field community contributions. **1989:** Presented the Byron "Whizzer" White Award. **1988:** Earned *NFL Defensive Player of the Year* honors and *NFC Defensive Player of the Year*. **1985:** Led Buddy Ryan's Bears 46-0 defense to a 46-10 victory over the Patriots in Super Bowl XX...Earned *NFL Defensive Player of the Year* honors and *NFC Defensive Player of the Year*...Bears defense allowed fewer than 11 points per game during the regular season...Held New England to a Super Bowl record-low 7-yards rushing...In playoffs, he totaled 13 tackles, 1 sack, and is tied for most fumbles recovered (2) in a game in Super Bowl history. **1984:** Earned *NFC Defensive Player of the Year* honors. **1981:** Drafted out of Baylor in 2nd round of NFL Draft.

PERSONAL: Posted 662 tackles at Baylor, including a team-record 232 tackles (127 solo) during his sophomore year...All-American in both his junior and senior seasons (1979-80)...Also, 3-time *Southwest Conference Defensive Player of the Year*...Won Davey O'Brien Award in both 1979 and 1980 in recognition of his academics and athletic ability...Beginning in 1981, the award went national and strictly to a QB, making Mike the final non-QB recipient...At Baylor, earned a management degree, minor in broadcasting...Mike produced an award-winning training video, *A Team of Eagles*, and authored 4 books: *Calling the Shots*, *Singletary on Singletary* and *Daddy's Home at Last*, stressing the importance of father-children responsibilities and making family a priority...His 4th book was published in May of 2003: *Leadership Zone*...An international motivational speaker and business consultant on Diversity/Teamwork/Work and Life Balancing/Communication...Named "*Father of the Year*," by the National Fatherhood Initiative in 1998...Resides in Lutherville, MD, with wife Kim, and they are the parents of Kristen, Matt, Jill, Jackie, Brooke, Becky and John.

NFL PLAYER EXPERIENCE: 1981-92 (Chicago Bears)

COACHING BACKGROUND: 2003-04 (Baltimore Ravens)



BENNIE THOMPSON

SPECIAL TEAMS ASSISTANT

COLLEGE: GRAMBLING

YEARS WITH RAVENS: 5

YEARS IN NFL: 15

YEARS IN COACHING: 5

HS: JOHN McDONOUGH (NEW ORLEANS, LA)

BORN: 2/10/63, NEW ORLEANS, LA

Bennie Thompson marked his 5th season as the Ravens' special teams assistant. Thompson was one of the game's best-ever special teams performers for 11 NFL seasons (1989-99) and 3 CFL seasons (1986-88). Bennie was **voted to 2 Pro Bowls** as a special teams performer in 1998 (Ravens) and 1991 (Saints).

OVERVIEW: Launched his coaching career with the Ravens in August of 2000 after a *stellar playing career and 2 Pro Bowls*.

2002-2003: (with Baltimore) Ravens KO coverage team was 3rd-overall in NFL (2nd in AFC) with an average start at the 26.4 yard line...That Ravens ST unit was 1st in NFL with 17 tackles inside 20...*Sixth-round draft choice OLB Adalius Thomas was voted to the Pro Bowl as a special teamer*...S Ed Reed blocked 2 punts for TDs (22t at Arizona 10/12; 16t vs. Seattle 11/23)...RS Lamont Brightful was 3rd in AFC (5th in NFL) in KOR average with 24.7...K Matt Stover was 3rd in NFL with 134 points, 1 shy of his team-record of 135 in 2000...K Wade Richey set a career-high and Ravens record with a 56 FG vs. Cleveland, 9/14.

NFL PLAYER: Bennie totaled an amazing 197 career special teams stops, 149 tackles in the secondary, 6 sacks and 7 INTs...He earned many honors during his career, including the Ed Block Courage Award (1995 and 1997), the Ravens Roost Extra Effort Award (1997) and the NFL Players Association's Unsung Hero Award (2000).

1994-99: (with Cleveland) Played for Art Modell's franchise. **1998:** Voted to Pro Bowl as a special teams player.

1985, 1992-93: (with Kansas City) Played for the Kansas City Chiefs. **1985:** Signed as a free agent and played with the Chiefs.

1989-91: (with New Orleans) Played for the Saints. **1991:** Voted to Pro Bowl as a special teamer.

1986-88: (with CFL) Played for the Winnipeg Blue Bombers.

PERSONAL: Thompson was a team captain and team Most Valuable Player as a senior at Grambling...Started 2 seasons...Bennie attended John McDonough (New Orleans, LA) HS. where he was a 2-time All-State LB...Bennie lives in Pikesville, MD.

NFL/PRO PLAYER EXPERIENCE: 1985, 1992-93 (Kansas City Chiefs); 1986-88 (Winnipeg Blue Bombers); 1989-91 (New Orleans Saints); 1994-95 (Cleveland Browns); 1996-99 (Baltimore Ravens)

COACHING BACKGROUND: 2000-04 (Baltimore Ravens)

EXTRA EFFORT AWARD

RAVENS ROOST NO. 7 • HAGERSTOWN, MD • SINCE 1963

Presented annually to the Ravens' player who, throughout the course of a season, consistently puts forth the best effort play-after-play. The award, voted upon by the "EE" committee of Roost No. 7, is presented at an awards banquet held in Hagerstown, MD.

"EE" RECIPIENTS

1996 - TE Brian Kinchen

1997 - S Bennie Thompson

1998 - DE Michael McCrary

1999 - FB Charles Evans

2000 - S Corey Harris

2001 - WR Brandon Stokley

2002 - LB Edgerton Hartwell

2003 - NT Kelly Gregg



DENNIS THURMAN

SECONDARY

COLLEGE: SOUTHERN CALIFORNIA

YEARS WITH RAVENS: 3

YEARS IN NFL: 21

YEARS IN COACHING: 12

HS: SANTA MONICA (CA)

BORN: 4/13/56, LOS ANGELES, CA

Dennis Thurman was promoted to secondary coach in 2004 and marked his 12th year coaching and 3rd year with the Baltimore Ravens. He served as a coaching intern with Baltimore during its 2002 training camp and was hired by Brian Billick as a defensive assistant to then-secondary coach Donnie Henderson for the 2002 campaign. Dennis will coach the secondary along with newly-hired Johnnie Lynn.

OVERVIEW: Promoted to Ravens secondary coach in 2004...Launched coaching career at the Phoenix Cardinals, and then served at his alma mater, USC, as a DB coach...Hired by head coach Brian Billick in 2002.

2002-2003: (with Baltimore) 2003: Assisted secondary coach Donnie Henderson...Ravens defense was among NFL's finest, finishing 3rd overall (4th vs. rush and 6th vs. pass)...SS Ed Reed, 1 of 8 Ravens to make the Pro Bowl, tied a Ravens' record with 7 INTs (Rod Woodson in 1999)...CB Chris McAlister made *1st Pro Bowl* and *earned All-Pro honors*, recording 52 tackles, 16 PD and 3 INTs...Other standouts: Gary Baxter, 106 tackles, 3 INTs, and Will Demps posted 59 tackles, 11 PD and 2 INTs. **2002:** Hired as an assistant secondary coach to Donnie Henderson...Spent training camp as a coaching intern with the Ravens.

1993-2000: (with USC) Spent 8 years as the DB coach at his alma mater...Tutored many current NFL players, including the Lions' Chris Cash, the Seahawks' Kris Richard, the Browns' Daylon McCutcheon and the Buccaneers' Brian Kelly.

1992: (with World League) Defensive coordinator for Ohio Glory Football Club.

1988-89: (with Phoenix) Coached DBs for the Cardinals.

NFL PLAYER: (with Dallas) 1978-85: Cornerback and safety for the Dallas Cowboys...Originally selected in the 11th round of the 1978 NFL Draft by the Cowboys...Thurman had 36 career INTs and played in Super Bowl XIII in 1979...Pittsburgh won, 35-31, at the Orange Bowl in Miami. **1986:** CB and S for the St. Louis Cardinals.

PERSONAL: A 2-time All-American safety (1976-77) and 4-year letterman (1974-77) at USC...Thurman played for John McKay and then for John Robinson...Was a member of the 1974 USC National Championship team and played on Trojan teams that won 4 bowl games...In his Trojan career, he had 13 INTs, returning 2 for TDs, and led the Pac-10 in INTs with 8 in 1976...Also had 169 career tackles, 11 PD and 4 FR...Dennis has 2 daughters, Chelsea, a junior at the University of Texas, and Jade, 15, who lives in Dallas, TX...Thurman lives in Owings Mills, MD.

NFL PLAYER EXPERIENCE: 1978-85 (Dallas Cowboys); 1986 (St. Louis Cardinals)

COACHING BACKGROUND: 1988-89 (Phoenix Cardinals); 1990-1991: (Out of Football); 1992 (Ohio Glory-World League); 1993-2000 (University of Southern California); 2001: (Out of Football); 2002-04 (Baltimore Ravens)

DID YOU KNOW?

...That in 2003 the Ravens finished tied (with Patriots) for the AFC lead and 2nd in the NFL with 41 forced turnovers? (St. Louis led the league with 46 forced turnovers.)



PHIL ZACHARIAS

DEFENSIVE ASSISTANT

COLLEGE: SALEM COLLEGE

YEARS WITH RAVENS: 3

YEARS IN NFL: 3

YEARS IN COACHING: 22

HS: QUAKER VALLEY (LEETSDALE, PA)

BORN: 2/12/59, SEWICKLY, PA

Phil Zacharias, who assumed the position of defensive assistant in 2004, entered his 3rd season as a Baltimore Raven. Zach works closely with Ravens defensive coordinator Mike Nolan in various capacities, including game-planning, studying opponents video, and assuming various on-field responsibilities.

OVERVIEW: Zacharias has spent his coaching career on the defensive side of football and with special teams...Held 7-year's tenure at Stanford coaching DEs and special teams.

2002-2003: (with Baltimore) 2003: Coached OLBs...LBs Peter Boulware and Adalius Thomas both made the Pro Bowl, Thomas as a special teamer...**Rookie LB Terrelluggs was named NFL Defensive Rookie of the Year. 2002:** Phil re-joined former Stanford head coach Tyrone Willingham at Notre Dame briefly...Shortly thereafter, he opted for the NFL and to assist coaching Ravens DLs.

1995-2001: (with Stanford) Spent 7 years at Stanford coaching DEs and special teams under Tyrone Willingham... Four out of the 7 years, Zach coached a Pac-10 leader in sacks (Kailee Wong and Rial Johnson)...The Cardinal ranked 2nd nationally in punt returns (15.86 yards) in 2001...Coached Luke Powell, who ranked 2nd in the NCAA in punt returns, and earned 1st-team All-America honors as a kick returner from the *Football Writers Association of America*. **1996-97:** One of his students (Kailee Wong) was named **1st-team All-Pac-10** after finishing among the league leaders in sacks and TFL...Wong, currently a member of the Minnesota Vikings, was a 1997 Lombardi Award finalist...While a member of the Stanford University staff, Zacharias held a coaching intern position at the 1st Baltimore Ravens' training camp in 1996. **1995:** Helped The Cardinal put together a **1st-ranked kickoff return team in the Pac-10**...Kickoff return unit ranked 2nd nationally...Punt return team set a school record by blocking 4 punts during the season. **1999:** Zacharias' special teams unit included a 1st-Team All-Pac-10 PK (Mike Biselli) and a KOR specialist (Ryan Wells), who then-ranked 10th in the country.

1994: (with Asbury Park HS) Served as an intern with the LA Rams before becoming the defensive coordinator for Asbury Park (NJ) HS.

1991-93: (with Rutgers) Coached outside linebackers.

1989-90: (with Eastern Michigan) Coached OLBs.

1986-88: (with Morehead State) 1988: Promoted to defensive coordinator. **1987:** Named OLBs and special teams coach. **1986:** Was strength and OLBs coach.

1985-86: (with North Carolina) Part-time coach.

1982-84: (with St. Paul College) Coached the secondary (St. Paul College, VA). **1983:** Also served as the head baseball coach, along with secondary duties.

1981: (Georgetown College) Launched coaching career at Georgetown College (KY) as the secondary coach.

PERSONAL: Zacharias was born in Sewickly, PA...Earned his bachelor's degree in physical education and health in 1981 at Salem College (WV)...A 4-year letterman in football...Phil earned 1 letter as a RB and 3 as an ILB...Zacharias earned his master's degree in education from Georgetown College (KY)...Played football, baseball and ran track at Quaker Valley (Leetsdale, PA) HS...Phil and wife Linda have one son, Jameson (13).

COACHING BACKGROUND: 1981 (Georgetown College); 1982-84 (St. Paul College); 1985-86 (North Carolina); 1986-88 (Morehead State); 1989-90 (Eastern Michigan); 1991-93 (Rutgers); 1994 (Asbury Park HS); 1995-2001 (Stanford); 2002-04 (Baltimore Ravens).



PHIL SAVAGE

DIRECTOR OF PLAYER PERSONNEL

YEARS WITH RAVENS: 9

YEARS IN NFL: 14

YEARS WITH FRANCHISE: 14

COLLEGE: UNIVERSITY OF THE SOUTH

HS: MURPHY (MOBILE, AL)

BORN: 4/7/65, MOBILE, AL

Ravens director of player personnel Phil Savage, one of the NFL's top talent evaluators, is in his 14th NFL year, all with the same franchise. Savage works directly with GM Ozzie Newsome to oversee both college and pro scouting.

Since being named the team's player personnel director in 2003, Phil continues to scout collegiate players around the country, but has been more involved in the day-to-day operations of the team. In the last few years, Savage has negotiated late-round draft pick contracts, working with Pat Moriarty and the players' agents.

At this year's NFL Draft, despite not having a 1st-round pick, the Ravens were commended around the league for a successful weekend. Savage and the scouting department, under the direction of Ozzie Newsome, selected 7 players in the NFL Draft and made a draft-day trade for veteran WR Kevin Johnson from Jacksonville. With their 1st pick in the draft, (51st overall), the Ravens' personnel staff selected Oregon State's DT Dwan Edwards. In the 3rd round, the Ravens picked WR Devard Darling (Washington State) and then traded their 4th-round selection to the Jaguars for Johnson.

LB Roderick Green (Central Missouri State) was the team's 5th-rounder, and he was followed by QB Josh Harris (Bowling Green) and WR Clarence Moore (Northern Arizona), both in the 6th round. Baltimore closed out the draft by selecting 7th-rounders WR/RS Derek Abney (Kentucky) and G Brian Rimpf (East Carolina).

Since 1996, the Ravens have drafted 9 Pro Bowlers: T Jonathan Ogden (D1a, 1996), LB Ray Lewis (D1b, 1996), WR/PR Jermaine Lewis (D5, 1996), LB Peter Boulware (D1, 1997), CB Chris McAlister (D1, 1999), RB Jamal Lewis (D1a, 2000), LB Adalius Thomas (D6, 2000), TE Todd Heap (D1, 2001) and S Ed Reed (D1, 2002). Other major contributors include LB Jamie Sharper (D2a, 1997), C Jeff Mitchell (D5, 1997), CB Duane Starks (D1, 1998), G Edwin Mulitalo (D4b, 1999), WR Travis Taylor (D1b, 2000), CB Gary Baxter (D2, 2001), LB Edgerton Hartwell (D4, 2001), DE Tony Weaver (D2, 2002), P Dave Zastudil (D4, 2002), TE Terry Jones (D5, 2002), S Chad Williams (D6c, 2002), LB Terrell Suggs (D1a, 2003) and QB Kyle Boller (D1b, 2003).

An 'original' Raven, Phil spent the 1st 7 years of his career in the coaching ranks. In 1987, he joined Bill Curry's staff at the University of Alabama as a graduate assistant. In 1988-89, he coached the

TEs before following highly-respected offensive coordinator, Homer Smith, to UCLA in a similar capacity. After 1 season in Westwood under head coach Terry Donahue (now 49ers GM), Phil was hired as RBs/TEs coach for the San Antonio Riders of the World League.

Only a month passed before the Browns called and Savage left for Cleveland to become part of Bill Belichick's 1st coaching staff in the spring of 1991. For the next 3 seasons, he worked under then-defensive coordinator Nick Saban (now head coach at LSU). During that time, Phil assisted with the DBs, analyzed opponent tapes, compiled scouting reports and, in his 1st exposure to scouting, conducted campus workouts in preparation for the college draft.

RAVENS 1ST-ROUND DRAFT SUCCESS		
1996	T Jonathan Ogden (4th overall)	
	LB Ray Lewis (26th overall)	
1997	LB Peter Boulware (4th overall)	
1998	CB Duane Starks* (10th overall)	
1999	CB Chris McAlister (10th overall)	
2000	RB Jamal Lewis (5th overall)	
	WR Travis Taylor (10th overall)	
2001	TE Todd Heap (31st overall)	
2002	S Ed Reed (24th overall)	
2003	LB Terrell Suggs (10th overall)	
	QB Kyle Boller (19th overall)	
2004	None (traded to NE for 2003's 19th overall pick)	

*With Arizona

PHIL SAVAGE



Ravens director of player personnel Phil Savage at the pre-draft media luncheon held at M&T Bank Stadium last April.

In 1994, Phil moved to player personnel full-time as an area scout on the West Coast. He was elevated to national scout for the 1995 season. When the franchise moved to Baltimore in the spring of '96, he became the director of college scouting, a post he held for 7 years before being promoted to his current position prior to the 2003 NFL Draft.

During the offseason, Phil enjoys working on 2 football-related projects, Camp Savage and Take-A-Knee Ministry. Last summer, he conducted his 14th annual skills camp for high school QBs and WRs in his hometown of Mobile, AL. Over 1,000 athletes have participated in the camps, and many of them have continued their playing careers at the collegiate level, including 3 who were drafted into the

NFL: Tee Martin (Tennessee) and Leonardo Carson (Auburn) in 2000 and Eddie Freeman (University of Alabama/Birmingham) in 2002. Three years ago, Phil and his brother, Joe, a pastor in Lakeland, FL, assembled a combined football camp and mission trip to Cancun, Mexico. The 7 Ravens players, coaches and scouts who traveled to Quintana Roo spoke in several local elementary schools and worked with the Niños Mexicanos football players.

Through the Take-A-Knee Ministry program, Phil has shared his Christian testimony with over 50 audiences around the country since the Ravens won Super Bowl XXXV in January 2001. More information about Camp Savage, Take-A-Knee Ministry and Phil's monthly commentary is at www.philsavagefootball.com.

Savage prepped at Murphy (Mobile, AL) HS before playing football and baseball at the University of the South (Sewanee, TN). He earned a B.A. in English and was a 3-time All-Conference shortstop in baseball. He received a master's degree in physical education from the University of Alabama in 1989.

Phil and his wife, Dorothy, an accomplished theatrical actress, reside in Baltimore.

COACHING BACKGROUND: 1987-89 (Alabama); 1990 (UCLA); 1991-1993 (Cleveland Browns)

RAVENS DRAFT SUCCESS (1996-2003)

Since 1996, 54 of the Ravens' 64 draft picks (84%) have made opening-day rosters.

2003 - 9 of 11	82%
2002 - 9 of 10	90%
2001 - 6 of 7	86%
2000 - 4 of 6	66%
1999 - 4 of 4	100%
1998 - 4 of 7	57%
1997 - 11 of 12	92%
1996 - 7 of 7	100%



PAT MORIARTY

DIRECTOR OF FOOTBALL ADMINISTRATION

YEARS WITH RAVENS: 9

YEARS IN NFL: 12

YEARS WITH FRANCHISE: 12

COLLEGE: GEORGIA TECH

HS: BENEDICTINE (CLEVELAND, OH)

BORN: 5/19/55, CLEVELAND, OH

Pat Moriarty, Ravens director of football administration, is responsible for negotiating player contracts, salary cap administration, roster management, and overseeing the day-to-day operations of the player personnel department. Moriarty is the team's top contract negotiator and main liaison with the NFL Management Council and Players Association.

Since 1996, Pat has negotiated contracts and coordinated the signing of 11 Ravens 1st-round draft choices, as well as numerous free agents. In addition, Moriarty has re-negotiated the contracts of several key players, such as Pro Bowl LBs Ray Lewis and Peter Boulware, Pro Bowl T Jonathan Ogden and G Edwin Mulitalo. This past offseason, Pat re-signed Pro Bowl special teamer LB Adalius Thomas, Pro Bowl K Matt Stover, FB Alan Ricard, C Mike Flynn and T Orlando Brown.

Pat, the Ravens' *capologist*, is responsible for the management and strategic planning of the Ravens' salary cap. He works closely with GM Ozzie Newsome, helping coordinate budgets of the scouting, coaching, equipment, football video, training, and strength and conditioning departments. Moriarty also analyzes draft-day trades during the 2-day NFL selection process.

Moriarty earned a bachelor's degree in industrial management from Georgia Tech, where he was a 3-year starter at RB. He later earned his master's degree in business administration from John Carroll University. He worked for Key Bank in Cleveland in the corporate lending division before joining the Browns' front office in 1994.

A Cleveland native, Pat earned All-State honors in both football and track at Benedictine (Cleveland, OH) HS and was inducted into the school's athletic hall of fame in the spring of 2002. After college, Moriarty played for his hometown Cleveland Browns. As a RB, he scored 2 TDs and also played special teams as a rookie free agent in 1979.

Pat, who serves on the NFL Management Council's Working Club Executive Committee, is in his 2nd year at the University of Baltimore School of Law. He and his wife, Lynn, are the parents of 3 children: Kevin (16), Laura (13) and Katherine (10). The family lives in Hunt Valley, MD.

NFL PLAYER EXPERIENCE: 1979 (Cleveland Browns)



CITY OF CHAMPIONS

Baltimore is the only city that boasts champions in 3 different professional football leagues: the 2000 Ravens; the 1958, 1959 and 1970 NFL Colts; the 1984 and 1985 USFL Stars (Philadelphia/Baltimore) and the 1995 CFL Stallions.



O.J. BRIGRANCE

DIRECTOR OF PLAYER DEVELOPMENT

YEARS WITH RAVENS: 2

YEARS IN NFL: 8

COLLEGE: RICE

HS: WILLOWRIDGE (TX)

BORN: 9/29/69, HOUSTON, TX

Former Ravens and Baltimore Stallions (CFL) LB O.J. Brigrance was named the Ravens' director of player development last March. Brigrance oversees all Ravens player development programs and works closely with the Ravens players, assisting with each phase of their careers.

Throughout his 7-year NFL career, Brigrance was involved with the community and has remained involved since his retirement after the 2002 season. Brigrance and his wife, Chanda, have been active with the Christian Athletes United for Spiritual Empowerment (C.A.U.S.E.) while making their home in the Baltimore area.

Brigrance, a 1992 graduate of Rice University, earned a Super Bowl ring with the Ravens in 2000, and then finished out his career with the St. Louis Rams (2001-02).

He entered the league in 1996 with the Miami Dolphins and was voted as a team captain twice in 4 seasons. His teammates also selected him as the Ed Block Courage Award recipient in 1999. In Miami, Brigrance was involved in a number of different community organizations, including Habitat for Humanity, Cystic Fibrosis Foundation and the Daily Food Bank. Brigrance was honored with the NFLPA's Unsung Hero award in 1999.

Brigrance's football career began in the CFL with the British Columbia Lions. He spent 2 seasons with the Lions (1991-93) and was named an All-Conference LB. Brigrance then joined the CFL's Baltimore Stallions from 1994-95, helping the team earn the Grey Cup Championship in 1995.

NFL/PRO PLAYER EXPERIENCE: 1991-93 (British Columbia Lions); 1994-95 (Baltimore Stallions); 1996-99 (Miami Dolphins); 2000 (Baltimore Ravens); 2001-02 (St. Louis Rams)



ERIC DeCOSTA

DIRECTOR OF COLLEGE SCOUTING

YEARS WITH RAVENS: 9

YEARS IN NFL: 9

COLLEGE: COLBY

HS: TAUNTON (MA)

BORN: 4/10/71, TAUNTON, MA

Eric DeCosta, in his 2nd year overseeing college personnel, is the *youngest college scouting director in the NFL*. DeCosta, 33, who has been with the Ravens' organization since the team's 1st year in Baltimore (1996), manages the Ravens' draft preparation and coordinates the evaluation and ranking process of hundreds of NFL prospects.

In his 1st draft as scouting director, DeCosta and the personnel staff selected 2003's NFL Defensive Rookie of the Year, LB Terrell Suggs, with the 10th overall pick, and followed with starting QB Kyle Boller (19th overall), RB Musa Smith (3rd round) and DE Jarret Johnson (5th round).

Prior to his promotion, Eric was the Ravens' Midwest area scout (1998-2002) and scouted a number of Ravens, including DE Tony Weaver, LB Edgerton Hartwell and G Bennie Anderson. While an area scout, DeCosta spent time researching and analyzing draft-day trades and helped evaluate free agent

ERIC DeCOSTA


prospects for the pro personnel department.

Eric joined the Ravens in 1996 as a player personnel assistant, working with both the college and pro scouting staffs on the draft and free agency. Prior to the 1998 season, the Taunton, MA, native was promoted to area scout, after spending time in the fall of '97 scouting the midwest. Eric's earliest NFL experience came in 1995 with an internship in the Washington Redskins' player personnel department.

DeCosta coached DLs and LBs for 2 seasons at Trinity College from 1994-95, while earning his master's degree in English at Trinity. DeCosta has undergraduate degrees in English and the classics from Colby, earning Dean's List honors from 1990-92.

A 3-year football letterman and captain at Colby, Eric played LB for head coach Tom Austin. As a senior, he was selected as the Millett Award recipient for outstanding athletic contribution over 4 years at Colby. DeCosta attended Taunton (MA) HS, where he played FB and LB, earned 3 varsity letters, and as a senior, was voted team captain under head coach Bob Lane. An avid runner, Eric, his wife, Lacie, and their daughter, Jane Elizabeth (1), reside in Baltimore.

COACHING BACKGROUND: 1994-95 (Trinity College)



GEORGE KOKINIS
DIRECTOR OF PRO PERSONNEL
YEARS WITH RAVENS: 9
YEARS IN NFL: 14
YEARS WITH FRANCHISE: 14
COLLEGE: HOBART COLLEGE
HS: WETHERSFIELD (CT)
BORN: 2/27/67, WETHERSFIELD, CT

In his 2nd year as director of pro personnel and his 14th season as a member of the franchise, George Kokinis works closely with GM Ozzie Newsome and player personnel director Phil Savage in analyzing NFL rosters and evaluating free agent talent. This year, Baltimore resigned free agents C Mike Flynn, T Orlando Brown, K Matt Stover, QB Anthony Wright, LB Adalius Thomas and K Wade Richey, and brought in WR Kevin Johnson, QB Kordell Stewart and CB Dale Carter. Kokinis, who has been a member of the pro personnel staff for 5 years, continues to oversee the advance scouting of Ravens opponents.

Kokinis was the Northeast area scout for 4 years (1996-99) and conducted "the box" workouts of college prospects before moving over to pro personnel. George began his career in 1991 after serving an internship in the operations department with the Cleveland Browns.

Kokinis graduated from Hobart College with a B.A. in psychology and earned his master's degree in sports management at the University of Richmond (1991), while working as a graduate assistant coach for the Spiders' baseball team. He played both football and baseball during his collegiate career, earning ECAC Baseball Player of the Year honors in 1989 as a pitcher for the Statesmen, and was selected to represent the conference in a NY vs. NJ All-Star Game played at Yankee Stadium.

A 2-sport athlete at Wethersfield (CT) HS, George received the John Warren Potter Memorial Award, which recognizes competitiveness, school and team spirit and outstanding character. He currently serves on the Board of Directors of the Carmine, Frank, Mangini Foundation, which grants a laptop computer to a Wethersfield student athlete who has achieved beyond expectations both on the field and in the classroom.

George, his wife Elizabeth, and daughter, Marissa (5), reside in Owings Mills, MD.



VINCENT NEWSOME

ASSISTANT DIRECTOR OF PRO PERSONNEL

YEARS WITH RAVENS: 9

YEARS IN NFL: 22

YEARS WITH FRANCHISE: 14

COLLEGE: WASHINGTON

HS: VACAVILLE (CA)

BORN: 1/22/61, BRAINTREE, ENGLAND

Vincent Newsome, in his 2nd year as the Ravens' assistant director of pro personnel, works closely with George Kokinis in evaluating NFL free agent talent. Vincent also handles some advance scouting of upcoming Ravens opponents.

Newsome spent 3 years as a special assignment scout evaluating skill positions nationally. Over the next 8 years, Vincent concentrated on talent in the west. The last 3 of those seasons were spent as the Ravens' western college supervisor, scouting players from colleges in the West.

Over the years, key acquisitions from Vincent's area have had success and are recognized league-wide. They include All-Pros CB Chris McAlister, TE Todd Heap, T Jonathan Ogden, and former Ravens RB Priest Holmes, along with starters and major contributors such as **2003 Defensive Rookie of the Year LB Terrell Suggs**, QB Kyle Boller, G Edwin Mulitalo and CB Gary Baxter.

A former NFL standout DB for the Rams and Browns, Vincent joined the Cleveland Browns' personnel department after retiring from the NFL in the spring of '93. His retirement came on the heels of a diagnosis indicating a high-risk spinal condition. Newsome had been a valuable "Plan B" acquisition for the Browns prior to the '91 campaign.

Newsome played with Cleveland for 2 years prior to his retirement. He totaled 233 tackles for the Browns, leading the defense in '91 with 127 stops. With the Rams, Newsome led the team in tackles each of his last 2 seasons and 3 times in his last 5 years. His 10-year career totals include 763 tackles (526 solo), 4 sacks and 62 PD. Vincent grabbed 17 INTs in his career, had 7 FFs and 9 FRs. He originally was a 4th-round selection by the Rams in 1983. A former Ed Block Courage Award recipient (1989), Vincent started 7 of his 10 years in the league and was a Pro Bowl alternate behind Ronnie Lott in 1986. In 1985, he was named the Rams' *Special Teams Player of the Year*.

Newsome earned honorable mention All-America honors as a senior for the Washington Huskies. He led the secondary with 69 tackles and recorded 4 INTs. Vincent was president of Alpha Phi Alpha fraternity at Washington and majored in psychology.

Born in Braintree, England, Vincent attended Vacaville (CA) HS, where he was a 3-sport athlete in football, basketball and track. He held the nation's 2nd-best time in hurdles (36.3) as a senior, and had a personal best time of 48.0 in the quarter mile. Vincent and his wife, Tasha, have 3 daughters, Candace, Emerald and Victoria, and reside in Clarksville, MD.

NFL PRO PLAYER EXPERIENCE: 1983-1990 (St. Louis Rams); 1991-1992 (Cleveland Browns)

DID YOU KNOW? 295/205

Ravens RB Jamal Lewis set an NFL record in 2003 when he rushed for 500 yards against one team in a single season.

With his 295- and 205-yard performances vs. the Cleveland Browns in 2003, Lewis broke O.J. Simpson's record of 469 yards against New England (1973).



CHAD ALEXANDER

AREA SCOUT - WEST

YEARS WITH RAVENS: 6

YEARS IN NFL: 6

COLLEGE: WAKE FOREST

HS: COPPELL (TX)

BORN: 2/17/75, MEMPHIS, TN

Chad Alexander, who enters his 2nd year as the Ravens' West area scout, covers the Pac-10, WAC, Mountain West and schools in the Big Sky Conference. Last spring, Baltimore made its 1st 2 selections in the NFL Draft from Chad's area: Oregon State's DT Dwan Edwards (51st overall) and Washington State's WR Devard Darling (82nd overall).

Alexander joined the Ravens in June, 1999 as a pro personnel assistant. In his 1st 4 years, Chad worked with the pro personnel staff to scout free agents and assisted with advance scouting reports of Ravens opponents. He also monitored NFL practice squads, ranking players for potential signings. Chad scouted colleges in the fall, visiting a number of campuses across the country for cross-checking duties.

After his 4-year career as a FB at Wake Forest, Chad spent a year working with behavioral disorder elementary school children in Minneapolis, MN.

An All-District football selection at Coppell (TX) HS, Chad also ran track for the Coppell Cowboys. Chad is the son of Hubbard Alexander, a former NFL coach who won 2 championships while coaching receivers at the University of Miami (1983, 1987) and 3 while coaching the Dallas Cowboys receivers (1992, 1993, 1995). Chad and his wife, Shonique, have a daughter, Morgan Aliyah (3), and reside in Las Vegas, NV.



JOE DOUGLAS

AREA SCOUT - NORTHEAST

YEARS WITH RAVENS: 5

YEARS IN NFL: 5

COLLEGE: RICHMOND

HS: LEE-DAVIS (MECHANICSVILLE, VA)

BORN: 7/20/76, RICHMOND, VA

In his 2nd year as the team's Northeast area scout, Joe Douglas is responsible for scouting the Big East, ACC, Atlantic 10, Ivy League and the MEAC. Each spring, Joe performs "the box" work-out of players at schools across the country.

A football personnel assistant his 1st 3 years with the team, Joe worked mainly with the college scouting staff, performing a number of duties, including coordinating college workouts and draft visits, plus spring and fall scouting. Joe was also in charge of the team's college video library and assisted pro personnel director George Kokinis in the advance special teams evaluations of Ravens opponents and unrestricted free agent evaluations.

A communications major and sports administration minor at the University of Richmond, Joe was a 4-year starter at offensive tackle, earning All-Atlantic 10 honors his senior year. He spent the 1999 season as a volunteer assistant for the Richmond football team.

Douglas, who was a 2-time All-State football player at Lee-Davis (Mechanicsville, VA) HS, appeared in the football movie, *The Replacements*, which was shot at M&T Bank Stadium in 1999. Joe, and his wife, Shannon, live in Baltimore.



JOE HORTIZ

AREA SCOUT - SOUTHEAST

YEARS WITH RAVENS: 7

YEARS IN NFL: 7

COLLEGE: AUBURN

HS: SALESIANUM (WILMINGTON, DE)

BORN: 11/8/75, PHILADELPHIA, PA

Joe Hortiz, who enters his 2nd year as the Ravens' Southeast area scout, covers the SEC, ACC and schools in the Conference-USA. Prior to his Southeast appointment, Joe spent 2 years scouting the Northeast for the Ravens and performed "the box" workout at schools across the country for 3 spring seasons.

A football personnel assistant in his 1st 3 years with the club, Joe worked both with the pro and college scouting staffs. His duties included assisting GM Ozzie Newsome and *capologist* Pat Moriarty, who manages the salary cap.

While he was earning his B.S. in accounting from Auburn, Joe was an undergraduate assistant coach for Terry Bowden and the Tigers' football team from 1995-98. He worked with both the QBs and WRs and also coached the scout team LBs and secondary. He compiled weekly scouting reports and breakdowns of upcoming opponents defenses and also coordinated Auburn's summer football camps.

Son of Joe and Marlene Hortiz, Joe attended Salesianum (Wilmington, DE) HS and enjoys golfing and fishing. He and his wife, Jennifer, reside in Birmingham, AL.

COACHING BACKGROUND: 1995-98 (Auburn)



RON MARCINIAK

AREA SCOUT - SOUTHWEST

YEARS WITH RAVENS: 9

YEARS IN NFL: 25

YEARS WITH FRANCHISE: 14

COLLEGE: KANSAS STATE

HS: ST. GEORGE (PITTSBURGH, PA)

BORN: 7/16/32, PITTSBURGH, PA

A 25-year NFL veteran, Ron Marciniak has spent 14 seasons with the franchise. Ron, who was named a Pennsylvania Hall of Famer in 1995, brings an experience 2nd to none on the Ravens' scouting staff. Having participated in 23 NFL Drafts, Marciniak scouts the southwestern section of the country, covering 11 states and a number of conferences, including the Big 12, SEC, WAC and schools in Conference-USA for the Ravens.

Marciniak also helps evaluate free agent prospects for the pro personnel department during the free agency period. His 10-year stint scouting for Tom Landry's and Jimmy Johnson's Dallas Cowboys (1982-91) followed 23 years of coaching on the collegiate level, plus 1 year with the NFL Scouting Combine.

The NY Giants drafted Marciniak in the 7th round in 1955, and traded him to Washington before his rookie season. In 1956, the Redskins traded him to the Toronto Argonauts of the CFL for kicker Sam Baker (who kicked for the Browns in 1960-61). In Toronto, he was moved to the DL and named defensive captain. A member of the U.S. Army Reserves, Marciniak was called to active duty (1957) and was a player/coach at Fort Bliss, TX. He then returned to the Argonauts to finish his playing career during the 1958 season.


A 4-time football letter winner as a guard at Kansas State, Marciniak was team captain as a senior. He also lettered 2 years in wrestling at KSU. Ron was a 4-sport star at St. George (Pittsburgh, PA) HS, let-

RON MARCINIAK

tering in football, basketball, baseball and soccer. Dennis Dillon of *The Sporting News* spent a week with Ron in 2002, and wrote an in-depth feature on Ron's life as a scout in the weeks leading up to the NFL Draft. Ron married Delores Mackey last May and lives in Garland, TX. Marciniak has 5 children: Michael, Michelle, Melody, Mary Jo and Marie, and 9 grandchildren.

NFL/PRO PLAYER EXPERIENCE: 1955 (Washington Redskins); 1956, 1958 (Toronto Argonauts)

COACHING BACKGROUND: 1959-66 (Arizona); 1967-68 (Southern Illinois); 1969 (Tulsa); 1970-72 (Northwestern); 1973 (Purdue); 1973-76 (Dayton-head coach); 1977-79 (Miami, FL); 1980-81 (Colorado)



T.J. McCREIGHT

NATIONAL SCOUT

YEARS WITH RAVENS: 8

YEARS IN NFL: 8

COLLEGE: LIBERTY UNIVERSITY

HS: WILLOUGHBY (OH)

BORN: 4/10/70, WILLOUGHBY, OH

T.J. McCreight enters his 8th year in the Ravens' personnel department and is in his 2nd year as the team's national scout. After spending 3 years as the East area scout, T.J. was assigned expanded coverage to scout players throughout the United States.

Prior to his appointment as area scout, T.J.'s duties with the team included assisting in pro scouting (some advance scouting of upcoming opponents, unrestricted free agency, NFL Europe and free agents), and assisting then-college scouting director Phil Savage in preparation for the NFL Draft. T.J. went on the road 2 weeks per month and helped perform "the box" workouts on college seniors.

McCreight gained his football experience in the college ranks both as a player and a coach. He was a 3-year starter at TE for Liberty University (Lynchburg, VA), where he played under former Cleveland Browns head coach Sam Rutigliano. T.J. graduated in 1992 with a degree in marketing.

His college coaching resume includes DL coach at Delaware State University from 1994-97 and receivers coach at Oberlin College in 1993. T.J. was an All-State WR at Willoughby (OH) HS before graduating in 1988. He and his wife, Linda, live with their 3-year-old son, Matthew, and their daughter, Maggie (1), in Willoughby, OH.

COACHING BACKGROUND: 1993 (Oberlin College); 1994-96 (Delaware State)

RAVENS DRAFT PICKS BY REGION 1996-2003

NORTHEAST	NORTHWEST	SOUTHEAST	SOUTHWEST
Casey Rabach (Wisc.)	Lamont Brightful (E.Wash.)	Ray Lewis (Miami)	Jonathan Ogden (UCLA)
Ed Hartwell (W. Illinois)		Peter Boulware (FSU)	Chris McAlister (Arizona)
Tony Weaver (Notre Dame)		Cornell Brown (Va. Tech)	Edwin Mulitalo (Arizona)
Dave Zastudil (Ohio U.)		Jamal Lewis (Tennessee)	Todd Heap (ASU)
Ron Johnson (Minnesota)		Travis Taylor (Florida)	Gary Baxter (Baylor)
Javin Hunter (Notre Dame)		Adaluis Thomas (So. Miss)	Joe Maese (New Mexico)
Chester Taylor (Toledo)		Ed Reed (Miami)	Terrelluggs (ASU)
Tony Pashos (Illinois)		Terry Jones (Alabama)	Kyle Boller (Cal)
Gerome Sapp (Notre Dame)		Chad Williams (So. Miss)	Trent Smith (Oklahoma)
		Musa Smith (Georgia)	
		Jarret Johnson (Alabama)	
		Ovie Mughelli (Wake Forest)	
		Aubrayo Franklin (Tennessee)	

*Current Ravens Listed Only (No '04 choices)



KEVIN BYRNE

SENIOR V.P. OF PUBLIC & COMMUNITY RELATIONS

YEARS WITH RAVENS: 9

YEARS IN NFL: 26

YEARS WITH FRANCHISE: 24

COLLEGE: MARQUETTE

HS: ST. EDWARD (LAKEWOOD, OH)

BORN: 8/20/49, CLEVELAND, OH

Kevin Byrne has been an integral part of the franchise for the past 24 years and was recently promoted to senior vice president of public and community relations. The Cleveland native oversees the Ravens' public and community relations departments, plus the content for the club's various communications vehicles, including the team website and all print publications. Byrne's activities for the franchise through the years have included contract negotiations, directing the team's marketing department and serving on committees to interview and select head coaching candidates.

Byrne coordinated with longtime Ravens president David Modell to start the team's television productions in Cleveland. The Browns were the 1st NFL team to produce their own preseason games and weekly TV shows. When they left Cleveland, the team was producing 5 weekly TV shows, including *Browns Insider*, which was nominated for a local "Emmy" for "best sports programming" 3 of 5 years (1990-94). In 1977, his 1st year in the NFL, Kevin was the PR director for the St. Louis Cardinals. Two years later, he became the director of public affairs for Trans World Airline (1979-80).

Prior to the NFL, from 1974-77, Byrne was sports information director at his alma mater, Marquette University. He worked with the legendary Al McGuire and the Warriors' 1977 NCAA basketball champions. Byrne's 1st job after graduation was SID at the University of Missouri-St. Louis. Byrne earned a degree in journalism from Marquette University (1971), where he was selected to Alpha Sigma Nu, the National Jesuit Honor Society, and was a 4-year member of Marquette's wrestling team. Kevin is a graduate of St. Edward (Lakewood, OH) HS, where he is a board member and former chairman of the school's Board of Trustees. He received the St. Edward Alumnus of the Year Award in 2000. Byrne is vice chairman of the Board of Goodwill Industries of the Chesapeake.

For 10 years (1985-96), he was the chairman of the NFL's Pro Football Writers' Liaison Committee and has been invited by the NFL to work 20 Super Bowls and 2 Pro Bowls. Along with the Ravens' publications director, Francine Lubera, Byrne co-wrote *Super Journey: Diary of the Ravens World Championship Season* following the Super Bowl XXXV victory (34-7) over the NY Giants. The NFL has also selected him to make a number of media relations presentations at league meetings, including a seminar with NFL coaches last spring and another to NFL front office managers in 2003 at the Stanford Graduate School of Business in Palo Alto, CA.

Kevin and his wife, Sally, have 4 children: daughter, Shannon, and sons, Sean, Tim and Conor, a senior at Boston College.

RAVENS 2004 RADIO PROGRAMMING

SHOW	DAY	TIME	RADIO STATION
<i>Brian Billick Show</i>	Tuesday	6 PM	WQSR-FM (102.7)
<i>Ravens Report</i>	Thursday	7 to 8 PM	WQSR-FM (102.7)
	Friday	TBD	WJFK-AM (1300)



DENNIS MANNION

SENIOR V.P. OF BUSINESS VENTURES

YEARS WITH RAVENS: 5

YEARS IN NFL: 5

COLLEGE: MASSACHUSETTS

HS: MT. LEBANON (PITTSBURGH, PA)

BORN: 8/1/59, TARRYTOWN, NY

Dennis Mannion was recently promoted to senior vice president of business ventures, and is responsible for all of the team's business ventures, overseeing all revenue, image, and brand-generating properties. A 24-year veteran of professional team sports, Mannion originally joined the Ravens as vice president/business development and marketing in December 1999.

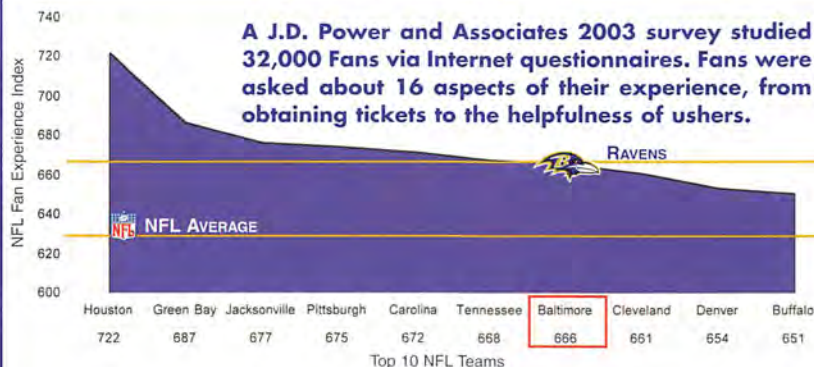
Prior to his appointment with the Ravens, Mannion served as senior vice president at Ascent Sports, owner of the NHL's Colorado Avalanche, NBA's Denver Nuggets and the Pepsi Center, where both teams play. From 1998-99, Dennis handled all business operations of both clubs. During his tenure, he transitioned the teams' operations to the newly-built Pepsi Center and signed the agreement for the 2000 NHL All-Star Game.

Mannion served 16 seasons with the Philadelphia Phillies from 1982-97, including the last 8 years as VP of marketing. Mannion was noted for enhancing the fan experience at Veterans Stadium and was named as a "40 Under 40" award winner in 1996 by the *Philadelphia Business Journal*. The Phillies' organization received MLB Marketing Excellence awards in 1984 and 1986. He was instrumental in both the acquisition and the staging of the 1996 MLB All-Star Game in Philadelphia.

Mannion, who graduated Magna Cum Laude from the University of Massachusetts in 1981 with a B.S. in business and sports management, received the "Distinguished Alumnus Award" from his alma mater in 1998. Dennis currently serves on the NFL Marketing Committee, the Baltimore Better Business Bureau and is the founder of the Ravens All Community Team. Among only a handful of professional sports executives with experience in all 4 major sports leagues, Dennis has been a part of 2 MLB World Series, a MLB All-Star Game, NHL Conference Championships, and a Super Bowl.

The Tarrytown, NY, native and his wife, Pam, are parents of 5 children: Ryan (22), Kate (21), Allie (19), Kellen (18) and Tatum (8). The family resides in Reisterstown, MD.

RAVENS RANK HIGH Top 10 in NFL Fan Experience



Source: Street & Smith's Sports Business Journal



BILL TESSENDORF

HEAD CERTIFIED ATHLETIC TRAINER

YEARS WITH RAVENS: 9

YEARS IN NFL: 32

YEARS WITH FRANCHISE: 32

COLLEGE: NORTHERN ILLINOIS

HS: LUTHER HS NORTH (CHICAGO, IL)

BORN: 11/26/49, CHICAGO, IL

Head certified athletic trainer Bill Tessendorf is in his 32nd season with the franchise. Bill and his assistants, Mark Smith (who has been with the club since 1979) and Mark Teeple (since 2002), have earned reputations as 1 of the top training staffs in the league.

Bill was inducted into the Northern Illinois Athletic Hall of Fame in 2000 and the Ohio Athletic Trainers' Hall of Fame in Athens, OH, in April, 1999. Tessendorf also received the 1998 National Athletic Trainers Association's (NATA) Most Distinguished Athletic Trainer Award. In 1989, Bill's crew was honored as the "NFL's Athletic Training Staff of the Year" by the Professional Football Athletic Trainers Society.

The Ohio Athletic Trainers' Association recognized Bill's talent by bestowing upon Bill the Clinical/Professional Trainer of the Year Award in May of 1989.

Tessendorf 1st joined the Browns as an assistant trainer in 1973 while working towards his master's degree in exercise physiology, which he received from Kent State in 1976. He did his undergraduate work at Northern Illinois University, graduating with a B.S. in education in 1971. Under Kent State coach Don James, Bill was a graduate assistant for a year, then took a job as an elementary school teacher in the DeKalb (IL) public school system (1972).

In the summer of 1972, Tessendorf worked with former veteran Browns trainer Leo Murphy. Bill served as treasurer of the Professional Football Athletic Trainers Society for 10 years. He is also past President of the Great Lakes Athletic Trainers Association.

As he did with the Cleveland Browns' facility in 1990-91, Bill coordinated the construction and design of the new Ravens' training complex, which opened in October 2004. Bill and his wife, Nan Jean, and daughter, Amy Ann, live in Carroll County.



Head trainer Bill Tessendorf (left) helps a Ravens' player off the field. Assistant trainer Mark Smith is at right.

RAVENS MEDICAL STAFF

Drs. Andrew Tucker and Leigh Ann Curl are the Baltimore Ravens team doctors and work closely with head trainer Bill Tessendorf. "Tess" consults with the doctors regarding the players' healthcare, and the doctors are on call to assist Tessendorf, should the need arise. Drs. Tucker and Curl travel with the team and are on the sidelines at each home game. The team doctors are an integral part of the Ravens' training and medical staff.



ANDREW TUCKER
Head Team
Physician



LEIGH ANN CURL
Chief Orthopedic
Surgeon



JEFF GOERING

SENIOR DIRECTOR OF FINANCE

YEARS WITH RAVENS: 6

YEARS IN NFL: 6

COLLEGE: ROCKHURST UNIVERSITY

HS: MCPHERSON (KS) HS

BORN: 12/29/67, TULSA, OK

Jeff Goering, who has been with the club since October 1999, was recently named the team's senior director of finance. In his new position, Jeff oversees all functions of the finance department, including the organization's financial reporting and budgeting processes, and is also the chief financial liaison with the club's audit/tax advisors and various stadium partners.

Jeff spent his 1st 5 years with the Ravens as the team's controller, supervising the finance staff, as well as preparing financial statements, coordinating financial audits and administering the budget process for the club. Prior to joining the Ravens, Goering was a senior consultant for PricewaterhouseCoopers in Dallas from 1997-1999. While with PwC, he worked with a number of sports facilities, preparing financial feasibility studies, market assessments and economic impact analyses for proposed new or expanded sports facilities.

While earning his master's of science in sports management (1998) from the University of Massachusetts, Goering worked as a consultant in the evaluation and preparation of Boston Red Sox salary arbitration cases. Jeff was also a graduate assistant for the UMass Athletic Department Business Office from 1996-97.

Goering spent a year in the Philippines as a community development volunteer for the Presbyterian Church, USA, from July 1995 to August 1996. From 1991-95, Jeff was an audit senior at Ernst & Young in Kansas City, MO, and supervised financial statement audits for various clients, including manufacturing, telecommunications and government organizations.

Jeff earned his CPA certificate in 1992, after graduating with a B.S. in business administration from Rockhurst (Kansas City, MO) University. Goering, who was a varsity basketball player at Rockhurst, attended McPherson (KS) HS. He and his Wife, Sheryl, live in Clarksville, MD with their daughters Olivia (3) and Caroline (1).

DID YOU KNOW?



In addition to NFL football, M&T Bank Stadium has hosted concerts such as Metallica and the HFSival, sporting events such as the 2003 & 2004 NCAA Lacrosse Championships and the Army-Navy Game (Dec., 2000). It is the sports home of the annual high school traditional games held each November between City and Poly and Calvert Hall and Loyola. M&T Bank Stadium also hosted the Navy-Notre Dame game in November 2002 and the Maryland-Georgia Tech game (1998). In 2007, the stadium will host the Army-Navy game for the 2nd time.

BALTIMORE RAVENS IN THE COMMUNITY

RAVENS ALL COMMUNITY TEAM

The All Community Team is a partnership among the Baltimore Ravens, the players and members of the corporate community, including title sponsor, M&T Bank. At the end of each season, the team hosts a fundraiser with all of the players who have foundations, plus the corporate sponsors, as a thank you. Pro Bowl CB Chris McAlister took part in last December's ACT auction.



HEAP MAKES USO TOUR

Last spring (2004), TE Todd Heap traveled to Germany along with Falcons RB Warrick Dunn, LB Keith Brooking and NFL Commissioner Paul Tagliabue to visit U.S. troops in Germany that were either traveling to or returning home from Iraq and Afghanistan.



GRIDIRON HALLOWEEN

For the 2nd straight year, TE Todd Heap and G Edwin Mulitalo were co-hosts of the annual Goodwill Gridiron Halloween Party, which raised over \$100,000 for Goodwill Industries of the Chesapeake. Over 25 Ravens players took part in the event's costume contest, including the cast of The Wizard of Oz. (P Dave Zastudil, C Mike Flynn & former Raven QB Chris Redman).



RAVENS GIVE THANKS

LB Ray Lewis was among a number of Ravens players who gave back to the Baltimore community during Thanksgiving week. Lewis annually partners with the Feed the Children Organization to distribute Thanksgiving meals and other personal care items to over 400 families. CB Chris McAlister and S Ed Reed are among the players who distribute dinners each year.



BALTIMORE RAVENS IN THE COMMUNITY

RAVENS FAMILY FOOD DRIVE

The Ravens hosted the 8th annual Ravens Family Food Drive in 2003, teaming up with Von Paris Moving & Storage and the Maryland Food Bank to collect food and money. All proceeds went to the Maryland Food Bank, which distributes food to the homeless and other community organizations throughout Maryland. That's Jamal Lewis' mother, Mary, collecting.



HOMETOWN HUDDLE

As they have in years past, Ravens players participated in the United Way Hometown Huddle to refurbish homes in Baltimore's Sandtown community. The players worked along with representatives from M&T Bank, Civic Works, Governor Robert Ehrlich's office and Habitat for Humanity in the 5th annual event. CB Gary Baxter (left) and OLB Adalius Thomas are pictured.



BIG ED'S BAND LUAU

G Edwin Mulitalo hosted his 1st annual Luau in 2003 to benefit his foundation, Big Ed's Band Foundation, which seeks to develop music programs in the community by providing instruments, repair, and other musical support for Baltimore schools. Edwin also has hosted instrument drives for the community to donate used instruments.



ED BLOCK COURAGE AWARD

Voted by his teammates, DE Marques Douglas was the 2003 Ravens recipient of the Ed Block Courage Award, after making his way back from ACL surgery. Douglas received his award at the organization's annual event held last March in Baltimore.



BALTIMORE RAVENS IN THE COMMUNITY

ED REED'S L.O.R.D.S. PROGRAM

Ravens S Ed Reed teamed with UPS and Booker T. Washington Middle School for the L.O.R.D.S. (Leadership, Order, Respect, Direction and Success) Program. Reed, who frequently visited his students at their school, hosted a classroom at each Ravens home game, complete with a tailgate party and t-shirts.



FOOTBALL 101

The team will host Football 101 on 9/21, 10/19 and 11/30 in 2004. Exclusively for women, the program includes explanations of draft day and training camp, as well as the fundamentals of offense, defense and special teams. The sessions, held at M&T Bank Stadium, are led by Ravens players, coaches and football personnel staff. P Dave Zastudil (left) and S Chad Williams gave an explanation about special teams in 2003.



RAVENS RENOVATE FIELD

The Ravens were joined by Baltimore Mayor Martin O'Malley, Local Initiatives Support Corp., Ravens Nests and the Northeast Youth Assn. in 2003 to celebrate the opening of a new football field at DeWees Park in Baltimore's Mid-Govans neighborhood. The renovation was part of a \$100,000 grant through the NFL's Grass Roots community football field program and \$50,000 from Baltimore City's Department of Recreation and Parks. *(Peter Boulware is at right.)*



HOLIDAY CHEER

Ravens players spent time during the winter holidays in the community. Each year, Jamal Lewis hosts a party for Baltimore Police Athletic League children at ESPNZone. Many of his teammates joined him in celebrating the season with the PAL group. Other players took time to visit with children at University of Maryland Medical Center and at the St. Vincent's Center for abused children.



BALTIMORE RAVENS IN THE COMMUNITY

SPRING FOOTBALL FESTIVAL

Over 30 Ravens players attended the Ravens' Spring Football Festival at M&T Bank Stadium last May, including Pro Bowlers LB Ray Lewis (right), S Ed Reed and TE Todd Heap. All of the 2004 Ravens draft picks and rookie free agents also participated in fan forums, Q&As and autograph sessions with the 15,000 fans.



M&T BANK HONOR ROWS

The Ravens and M&T Bank salute youth organizations that make a difference at each home game. A panel of Ravens and the Governor's Office of Service and Volunteerism of Maryland select a youth group based on specific Honor Rows criteria of community service.



BALTIMORE RAVENS PLAYER FOUNDATIONS

Gary Baxter

The Gary Baxter Foundation
2nd Line of Defense

Peter Boulware

Peter Boulware Charitable Fund

Marques Douglas

Marques Douglas Foundation

Ed Hartwell

Big Hart Foundation

Kevin Johnson

KJ's Kids

Ron Johnson

Ron Johnson Foundation

Jamal Lewis

Another Love for One Foundation

Ray Lewis

Ray Lewis Foundation

Chris McAlister

Chris McAlister Foundation

Edwin Mulitalo

Big Ed's Band Foundation

Jonathan Ogden

Jonathan Ogden Foundation

Ed Reed

Ed Reed Foundation

Matt Stover

Matt Stover Foundation

Travis Taylor

T.T. Foundation

Adalius Thomas

S.L.A.S.H. Foundation

Anthony Weaver

Anthony Weaver Foundation

GARY BAXTER 28
CB

ed56.com



raylewis52.com

bigedsband.com



jonathanogdenfoundation.org





THERESA ABATO
Director, Premium
Services/Suites



KENNY ABRAMS
Director,
Community Relations



ED BURCHELL
Director,
Corporate Partnerships



MARK BURDETT
Senior Director,
Business Development



JIM COLLIER
Controller



LISA DIXON
Director,
Marketing



JON DUBE
Director, Football
Video Operations



BOB ELLER
Director,
Operations



**ELIZABETH
JACKSON**
Director, Human
Resources



BILL JANKOWSKI
Director, Information
Technology



BAKER KOPPELMAN
Director, Ticket
Sales/Operations



FRANCINE LUBERA
Director, Publications
/Assistant Director of
Public Relations



PAM LUND
Executive Assistant
to Owner/
Office Manager



KEVIN ROCHLITZ
Director,
Corporate Sales



LARRY ROSEN
Senior Director,
Broadcasting



DARREN SANDERS
Director of
Security



ROY SOMMERHOF
Senior Director,
Stadium Operations



ERIN STEWART
Director,
Corporate Sales
Administration



MARK BIENVENU
Assistant Director,
Football Video
Operations



ED CARROLL
Equipment
Manager



NICK FUSEE
Network
Administrator



DON DIRADDO
Manager, Live
Programming



BRAD DOWNS
Manager, Fan
Development



PETE HOCK
Manager,
SMARTVISION
Production



PATTI HOLTERY
Payroll
Manager

2004 BALTIMORE RAVENS STAFF



RAY NAIMOLI
Manager, Business
Development



MIKE PRESTON
Manager,
Business Ventures
Communications



CHAD STEELE
Media Relations
Manager



LAURYN TAUBMAN
Manager,
Broadcasting



DARIN KERNS
Assistant Equipment
Manager



VINCE PATEROZZI
Head
Groundskeeper



MARK SMITH
Assistant
Athletic Trainer



MARK TEEPLES
Assistant
Athletic Trainer



JOBIE WALDT
Assistant
Facilities Manager



T.J. A'BECKET
Ticket Operations /
Service Representative



ADAM H. BEASLEY
Internet
Content Writer



MOLLY BELL
Stadium Operations
Coordinator



**DANA
BLANKENBILLER**
Accounts Payable
Coordinator



PAIGE BOYLE
Corporate
Sales Representative



ED BROWN
Security



MIKE BURKE
Ticket Sales
Representative



JOHN CLINE
Facilities Assistant



MEGAN COLLINS
Marketing
Assistant



RENEE CROUELL
Security



BRYAN FILKINS
Groundskeeper



ANDI GOODWIN
Ticket Operations/
Service Representative



JOSH HARTMAN
Premium Services /
Suites Coordinator



ROSS HOLLEBON
Internet
Coordinator



VERNON HOLLEY
Security



DANIEL JEREMIAH
Player Personnel
Assistant

2004 BALTIMORE RAVENS STAFF



REBA JOECKEL
Staff
Accountant



KATE KAISER
Corporate
Sales Coordinator



**MELANIE
LEGRANDE**
Community Relations
Assistant



TONI LEKAS
Receptionist



KEN LISSE
Art Director



**STEPHANIE
MAGILL**
Ticket Operations/
Service Representative



JESSICA MARKISON
Assistant to the
General Manager/
Executive VP



**ADAM
MAZALEWSKI**
Ticket Operations/
Service Representative



**DAVID
NOWAKOWSKI**
Assistant
Groundskeeper



CHISOM OPARA
Personnel
Assistant



P. J. PETEL
Groundskeeper



**MARISOL M.
RENNER**
Public/Community
Relations Coordinator



KATIE SADLER
Broadcasting /
Marketing



MARIA SCCELLINI
Assistant to the
Head Coach/
Coaching Staff



JOAN SIERACKI
Operations Assistant
/Travel



TINA SIMJOSKI
Cheerleaders
Coordinator



BERNARD STAWSKI
Ticket Sales
Representative



**JEREMIAH
WASHBURN**
Player Personnel
Assistant



KEITH WELDON
Fan Development
Coordinator



**VALARIE
WIDEMAN**
Receptionist



LAURA YOUNG
Assistant
Business Ventures



JOHN ZIEMANN
Band
Coordinator

The Ravens have a small group of important consultants pictured as follows: David Modell and Ron Shapiro (this page), and on the next page: Rod Hairston Phil Hoffmann, Sue James, Drs. Doug Miller and Alan Sokoloff.



DAVID MODELL
Consultant



RON SHAPIRO
Special Assistant
to the Owner

2004 BALTIMORE RAVENS STAFF



ROD HAIRSTON
Team
Chaplain



PHIL HOFFMANN
Team
Photographer



SUE JAMES
Team
Nutritionist



**DR. DOUGLAS
MILLER**
Team Chiropractor



**DR. ALAN
SOKOLOFF**
Team Chiropractor

BALTIMORE RAVENS NEW TRAINING FACILITY



This 200,000-square-foot training facility will feature a brick and stone exterior. The field house is 90,000 square feet and includes a strength-training area and a full-size indoor practice field. The new headquarters, outdoor practice fields and field house on 32 acres will be completed in October 2004. Almost all of the construction work on the project is being completed by Baltimore area companies and workers.

The facilities include a full-service kitchen, cafeteria, player support functions, basketball and racquetball courts and TV studio, plus state-of-the-art requirements for NFL training. There are executive offices, meeting rooms, media areas, 3 outdoor fields and a full-length indoor practice field.

"Everything a team needs to help prepare it to win will be available to us. Steve (Bisciotti) is delivering a first-class, state-of-the-art training facility and office complex," general manager Ozzie Newsome says.

Approximately 200 Ravens will be housed at the Owings Mills headquarters. The ticket office and stadium staff will remain at M&T Bank Stadium.

Baltimore is the 3rd NFL team to select Clayco to build their new facilities; others include the Atlanta Falcons and St. Louis Rams.

**TODD
HEAP**


PLAYERS

STEVE BRADY





NOTES



BENNIE ANDERSON
GUARD
 YEARS IN NFL: 4
 HT: 6'5" WT: 345
 COLLEGE: Tennessee State
 HS: Cleveland Junior Naval Academy
 (St. Louis, MO)
 BORN: 2/17/77, St. Louis, MO
 CURRENT TEAM: BALTIMORE RAVENS
 STATUS: Free Agent, 2001

66

GAMES PLAYED/STARTED: (2001, 16/13); (2002, 16/16); (2003, 15/15) **Total 47/44**

Playoffs (2001, 2/2); (2003, 1/1) **Total 3/3**

TRANSACTIONS: Re-signed with the Ravens (exclusive rights) on 7/28/03...Signed with the Ravens as a free agent on 6/14/01...Originally signed with the Rams as a rookie free agent on 5/3/00, but was waived in training camp on 7/19/00...Played for the XFL Chicago Enforcers in 2001 and started at RG all season.

PRO: A true free agent success story, Anderson has started 44 games since signing with the Ravens as a free agent in 2001...Physically gifted player with good hands...Started 15 regular season games and the Wild Card loss at RG in 2003...Helped pave the way for Jamal Lewis to rush for a franchise-record 2,066 yards, the 2nd-highest-total in NFL history (Eric Dickerson - 2,105 in 1984)...Big, strong lineman who was one of 3 offensive players (OT Jonathan Ogden and TE Todd Heap) to start all 16 games in 2002...Worked his way from a free agent in 2001, to a mainstay on the right side of the OL...Played for the XFL's Chicago Enforcers in 2001.

2003: Started all 15 games he played in, and the Wild Card loss at RG...Helped pave the way for Jamal Lewis to rush for a franchise-record 2,066 yards, the 2nd-highest total in NFL history (Eric Dickerson - 2,105 in 1984)...**2003 SEASON HIGHLIGHTS:** Started at RG and helped protect Anthony Wright, allowing him to throw for a career-high 319 yards and 4 TDs in a spectacular 44-41 OT come-from-behind victory in **game 11 vs. Sea. (11/23)**...Helped to open holes, allowing Jamal Lewis to rush for an NFL record 295 yards and 2 TDs in **game 2 vs. Cle. (9/14)**.

2002: One of only 3 offensive players (TE Todd Heap and T Jonathan Ogden) to start all 16 games in 2002...Helped open holes allowing the Ravens to rush for 1,792 yards, 4th-most in franchise history...**2002 SEASON HIGHLIGHTS:** Started at RG in **game 16 at Pit. (12/29)** and helped provide great pass protection, allowing QB Jeff Blake to complete 19 of 26 passes (73%) for 336 yards and 2 TDs for a season-high 108.7 passer rating.

2001: Saw action in all 16 regular season games, starting 13 and both postseason games as a rookie...**2001 SEASON HIGHLIGHTS:** **Started his 1st NFL game** at RG in **game 3 at Den. (9/30)** as the OL did not allow 1 sack in the 20-13 victory over the Broncos...Played on FG unit in his 1st NFL game in **game 1 vs. Chi. (9/9)**.

COLLEGE, PERSONAL: Anderson was named 1st-team Ohio Valley Conference as a junior and senior (1998 and 1999)...He started 43 of 45 games during his career at Tennessee State University...Was an All-American during his senior year...First-team Black College selection in 1999...Attended Cleveland Junior Naval Academy in St. Louis, where he was All-District...Earned his degree in history with a teaching certificate...Earned the leadership award by the "Tree Coaches" (TSU alumni coaches who sit under a tree watching practice) as a junior and senior...Was named honorary chairman for the west side Christian Academy for their annual fundraising golf tournament...Was a speaker at the Black College All-American Awards Banquet in Atlanta (2/02)...Took part in the Braille Rally in his hometown during the 2002 summer, helping to raise money for the Missouri School for the Blind...With the support of Operation Blessing and gospel radio station Heaven 600, Anderson provided over 100 Cherry Hill families with food and books during December 2002 and 2003 and Park Heights in spring of 2004...Anderson and Movements Unlimited Performing Arts Company Inc. joined to host the 5th annual movements unlimited Kwanzaa...Bennie, who has a degree in education, took part for the 2nd straight year in Teach for America Day, as a guest math teacher and instructed students at Pimlico Middle School...He and his wife, Salena, have 1 son, Bennie, Jr. (9/9/01)...Full name: Bennie Tyrone Lamar Anderson.

OFF THE FIELD

Bennie, who has a degree in education, took part for the 2nd-straight year in Teach for America Day as a guest math teacher. He instructed students at Pimlico Middle School.



GARY BAXTER

CORNERBACK

YEARS IN NFL: 4

HT: 6'2" WT: 215

COLLEGE: Baylor

HS: John Tyler (Tyler, TX)

BORN: 11/24/78, Tyler, TX

JOINED RAVENS: Draft 2 (62nd), 2001

28

GAMES PLAYED/STARTED: (2001, 6/0); (2002, 16/14); (2003, 16/16) **Total 38/30**

Playoffs (2001, 2/0); (2003, 1/1) **Total 3/1**

TRANSACTIONS: Gary Baxter was selected by the Ravens in the 2nd round with the 62nd overall pick in the 2001 draft.

PRO: Extremely versatile athlete that excels at both S and CB positions and can match up against bigger receivers...Has been a full-time starter since his 2nd year in the NFL...Physically impressive athlete who earned *USA Today All-Joe honors* (Hardworking players who were overlooked and are not yet Pro Bowlers) in 2003...Started all 16 games (8 at CB and 8 at FS) in 2003 and finished 3rd on the team with 106 tackles (88 solo), had 1 sack, 3 INTs, and 16 PD...Baxter started 14 games at CB in 2002...Saw action in all 16 games, starting 14 and finished 2nd on the team with 90 tackles...Saw action in 6 regular season games and 2 postseason games as a rookie in 2001...Totaled 8 solo tackles on special teams...Is the only Baylor player the Ravens have ever selected.

2003: Started all 16 games (8 at CB and 8 at FS) and the Ravens' Wild Card loss...Recorded 5 solo tackles in the postseason...Finished 3rd on the team with 106 tackles (88 solo), had 1 sack, 3 INTs, and 17 PD in the regular season...

2003 SEASON HIGHLIGHTS: Started at CB and had 4 tackles (3 solo) tying for the team lead with 3 PD as the Ravens' defense held the 49ers to 158 yards passing and forced 4 INTs (1 of which Baxter grabbed) in **game 12 vs. SF (11/30)**...Picked up his *1st-career sack* (5 yards) as he played both S and CB in **game 11 vs. Sea. (11/23)**...Started at LCB for an inactive Chris McAlister in the 24-10 win in **game 3 at SD (9/21)**...Had 9 solo tackles and tied for the team lead (Ed Reed) with 4 PD and had a game-ending INT in the end zone against the Chargers.

2002: Played in all 16 games, starting 14 at CB...Was 2nd on the team with 99 tackles (82 solo) and 20 PD, including 1 INT...**2002 SEASON HIGHLIGHTS:** Started at RCB in 17-10 win in **game 6 vs. Jax. (10/20)**...Posted 8 tackles (4 solo) and 2 PD...Part of a defensive backfield that did not allow a TD pass and forced QB Mark Brunell into 3 INTs...Started at RCB and *posted a career-high 11 tackles (8 solo)* in 26-21 win in **game 4 at Cle. (10/6)**...Also tied for team lead (Chris McAlister) with 5 PD against the Browns...*Amassed 10 tackles (9 solo) in his 1st-career start* in **game 3 vs. Den. (9/30)**...Intercepted QB Brian Griese for his *1st-career INT*.

2001: Saw action in 6 games from scrimmage and on special teams...Tied for 8th on the team with 8 special teams tackles...Also was 3rd on the team with 3 special teams stops in 2 postseason games...**2001 SEASON HIGHLIGHTS:** Recorded 4 special teams tackles in 16-0 win in **game 14 vs. Cin. (12/23)**...Made 2 special teams tackles in 26-21 loss in **game 13 vs. Pit. (12/16)**...Saw his 1st NFL action on special teams, recording 1 tackle (on the opening kickoff) in 16-10 win in **game 9 at Ten. (11/12)**...Inactive for 1st 8 games of the season due to a knee injury suffered in training camp.

COLLEGE, PERSONAL: Finished his college career with 202 tackles (142 solos), 6 INTs and 6 TFL in 41 games...His 50 PD set a school career record...A 3-time All-Big 12 choice (1998-2000)...All-American 3rd-team selection by *Football News* and consensus All-Big 12 1st-team choice as a senior...Semifinalist for the Jim Thorpe Award, given to the top DB in college foot-

**OFF THE FIELD**

Gary hosts a weekly radio show in Baltimore. Baxter was also invited to serve as in-studio co-host for a week on the NFL Network in June this past off-season.

GARY BAXTER 28

ball...Started all year at RCB, leading the team with a career-high 96 tackles (57 solo), including 3 TFL and a 7-yard sack...Had a team-high 11 PD...Credited with 2 QB pressures and 2 FFs...Played in every game, starting the final 9 contests at RCB as a junior...Recorded 53 tackles (43 solo) with a TFL...Had 17 PD and intercepted 2 others for 30 yards in returns...Also blocked a kick...Suffered a right hamstring strain during fall drills, an injury that kept him out of the starting lineup for the season opener...Started every game at RCB, finishing 7th on the team with 45 tackles (36 solo) and 2 TFL as a sophomore...Recorded 2 FRs and had 1 FF...Blocked a pair of kicks...Intercepted 4 passes for 87 yards in returns and had a career-high 22 PD (led the Big 12)...Played in 8 games as a reserve CB, recording 8 tackles (6 solo)...Had 4 KORs for 30 yards as a freshman...*Dallas Morning News*, *Houston Chronicle*, *San Antonio Express-News* and *Fort Worth Star-Telegram* Texas Top 100 selection at John Tyler (TX) HS...National blue chip prospect by Max Emfinger...All-Big 12 area selection by *National Recruiting Advisor*...*Waco Tribune-Herald* Top 30 pick...Rated the No. 23 player in Texas by *Aggeland Bench Press*, No. 30 by *Austin American-Statesman*, No. 51 by David Garvin and No. 73 by *National Recruiting Advisor*...Made 2 INTs in 1996 and earned All-East Texas honors...Tied for 1st on the team with 106 total tackles as a senior...Received the Bobby Jones Award for senior leadership in his final year at Baylor...Gary went back to Baylor and graduated with a degree in speech communications in the spring of 2003...Baxter, along with other Ravens players and representatives from the United Way of Central Maryland, M&T Bank, Civic Works and Governor Robert Ehrlich's office, helped paint, frame and rebuild homes in Baltimore's Sandtown community on Oct. 7, 2003 as part of the 5th annual NFL and United Way Hometown Huddle...The group teamed up with



2003 Game-by-Game Tackles Ravens

Date/Opp.	TT	Solo	AS	INT	FF	FR	Sacks	PD
9/7 @ Pitt.	9	5	4	0-0	0	0	0-0	1
9/14 vs. Cle.	6	5	1	0-0	0	0	0-0	2
9/21 @ SD	9	9	0	1-0	0	0	0-0	4
9/28 vs. KC	8	7	1	0-0	0	0	0-0	1
10/12 @ Ari.	7	5	2	0-0	0	0	0-0	0
10/19 @ Cin.	2	2	0	0-0	0	0	0-0	0
10/26 vs. Den.	9	7	2	1-34	0	0	0-0	0
11/2 vs. Jax.	9	5	4	0-0	0	0	0-0	0
11/9 @ STL	4	3	1	0-0	0	0	0-0	2
11/16 @ Mia.	8	8	0	0-0	0	0	0-0	0
11/23 vs. Sea.	5	5	0	0-0	0	1-5	1	1
11/30 vs. SF	4	3	1	1-47	0	0	0-0	3
12/7 vs. Cin.	6	5	1	0-0	0	0	0-0	1
12/14 @ Oak.	6	6	0	0-0	0	0	0-0	1
12/21 @ Cle.	9	8	1	0-0	0	0	0-0	1
12/28 vs. Pitt.	5	5	0	0-0	0	0	0-0	0
Totals	106	88	18	3-41	0	0	1-5	17
Playoffs								
1/3/04 vs. Ten.	5	5	0	0-0	0	0	0-0	0
Totals	5	5	0	0-0	0	0	0-0	0

2002 Game-by-Game Tackles Ravens

Date/Opp.	TT	Solo	AS	INT	FF	FR	Sacks	PD
9/8 @ Car.	2	2	0	0-0	0	0	0-0	0
9/15 vs. TB	6	5	1	0-0	0	0	0-0	0
9/30 vs. Den.	10	9	1	1-0	0	0	0-0	2
10/6 @ Cle.	11	8	3	0-0	0	0	0-0	5
10/13 @ Ind.	8	6	2	0-0	0	0	0-0	0
10/20 vs. Jax.	8	4	4	0-0	0	0	0-0	2
10/27 vs. Pitt.	9	7	2	0-0	0	0	0-0	0
11/3 @ Atl.	8	7	1	0-0	0	0	0-0	1
11/10 vs. Cin.	6	6	0	0-0	0	0	0-0	1
11/17 @ Mia.	5	4	1	0-0	0	0	0-0	0
11/24 vs. Ten.	4	3	1	0-0	0	0	0-0	2
12/1 @ Cin.	4	4	0	0-0	0	0	0-0	2
12/8 vs. NO.	4	3	1	0-0	0	0	0-0	1
12/15 @ Hou.	4	4	0	0-0	0	0	0-0	1
12/22 vs. Cle.	4	4	0	0-0	0	0	0-0	1
12/29 @ Pitt.	6	6	0	0-0	0	0	0-0	2
Totals	99	82	17	1-0	0	0	0-0	20

GARY BAXTER

GARY BAXTER 28

Habitat for Humanity...Gary signed autographs at a military unit in Hawaii during the 2004 Pro Bowl...Dreaming of being a police officer or FBI agent since he was a child, Gary did a ride-along with the Baltimore Police during the offseason; during his day with police, Gary and the officer responded to a domestic violence call, store theft and were involved in a high-speed chase...In June 2004, Gary was a guest host for a week in the NFL Network studio's with Rich Eisen...Baxter hosted from June 1st-4th...Full name: Gary Wayne Baxter.

"G.B. is the guy that knows it all. He can play all our positions. He's the one guy that can play corner, safety, dime, nickel, whatever. That's the beauty of having Gary on the field. He knows, and we know, he can do it all. He's the next guy from our defense going to Hawaii."

-Ed Reed on Gary Baxter

REGULAR SEASON...

Year	TT	Solo	AS	INTs	FR	FF	TDs	Sacks	PD
2001	0	0	0	0-0	0	0	0	0-0	0
2002	99	82	17	1-0	0	0	0	0-0	20
2003	106	88	18	3-41	0	0	0	1-5	17
Totals	205	170	35	4-41	0	0	0	1-5	37

SPECIAL TEAMS TACKLES (8): 2001 (8)

POSTSEASON...

Year	TT	Solo	AS	INTs	FR	FF	TDs	Sacks	PD
2003	5	5	0	0-0	0	0	0	0-0	0
Totals	5	5	0	0-0	0	0	0	0-0	0

GARY BAXTER

RAVENS FRANCHISE FIRSTS



EVENT	OPPONENT	DATE	LOCATION
First Win	Oakland Raiders	9/1/96	Memorial Stadium
First Loss	Pittsburgh Steelers	9/8/96	Three Rivers Stadium
First Reception	Oakland Raiders	9/1/96	Memorial Stadium
(Vinny Testaverde to TE Brian Kinchen 27 Yards - 1st quarter)			
First Touchdown	Oakland Raiders	9/1/96	Memorial Stadium
(Vinny Testaverde 9 Yard Run - 1st quarter)			
First Interception	Oakland Raiders	9/1/96	Memorial Stadium
(Ray Lewis - 2nd quarter)			
First Field Goal	Oakland Raiders	9/1/96	Memorial Stadium
(Matt Stover, 25 yards - 2nd quarter)			

KYLE BOLLER**QUARTERBACK****YEARS IN NFL: 2****HT: 6'3" WT: 220****COLLEGE: California****HS: Hart (Newhall, CA)****BORN: 6/17/81, Burbank, CA****JOINED RAVENS: Draft 1b (19th), 2003****7****GAMES PLAYED/STARTED:** (2003, 11/9) Total 11/9

TRANSACTIONS: Kyle Boller was selected by the Ravens in the 1st round with the 19th overall pick in the 2003 draft...The pick was obtained from the New England Patriots in a 2003 draft-day trade for the Ravens' 2003 2nd-round choice (41st overall) and the Ravens' 2004 1st-round choice.

PRO: Young, rifle-armed QB with great mobility, who became the 1st rookie QB to start in Ravens franchise history...Showed improvement in every facet of the game until he was sidelined with a high injury 9 games into his rookie year...Earned a 5-3 record before his injury (left the Rams' game at halftime at STL, 11/9 trailing 21-19)...5-3 is 2nd only to Chris Chandler (9-4 with the Colts) as a rookie starter since 1985...Completed 116 of 224 passes for 1,260 yards, 7 TDs and 9 INTs, with a long of 73 in 2003...Also rushed 30 times for 62 yards...Was the 1st QB selected in the 1st round in Ravens history...Boller was the 3rd QB taken in the 1st round of the 2003 draft (behind Carson Palmer—1st overall to Cincinnati, and Byron Leftwich—7th overall to Jacksonville).

2003: Saw action in 11 games, starting the 1st 9 games of the season, earning a 5-3 record before being sidelined with an injury (thigh) in the 1st half of game 9 at STL...Also rushed 30 times for 62 yards...Completed 116 of 224 passes for 1,260 yards, 7 TDs and 9 INTs, with a long of 73 in 2003...Was inactive for **games 10-13** due to surgery...Had surgery on 11/11 to repair a muscle in his quadriceps...**2003 SEASON HIGHLIGHTS:** Had a breakout game in **game 6 at Cin. (10/19)** as he completed 15 of 27 for a **career-high 302 yards and 2 TDs (104.2 QB rating)**, including a **career-long 73-yard TD strike to WR Travis Taylor** in the fourth quarter...This game marked Boller's 1st-career 300-yard passing game, becoming only the 4th QB in Ravens history to throw for 300 yards in a game (Vinny Testaverde - 8, Eric Zeier - 2 and Jeff Blake - 2)...Boller's 2 TDs against the Bengals also marked the 1st multi-TD game of his career...Earned his **1st-career victory** in the 33-13 win in **game 2 vs. Cle. (9/14)**...Went 7 of 17 for 78 yards and rushed 3 times for 3 yards before leaving the game in the third quarter with a leg injury, as Jamal Lewis set a new NFL single-game rushing record with 295 yards rushing and 2 TDs against the Browns...**Made his NFL debut** in his 1st-career start in **game 1 at Pit. (9/7)**...Completed 22 of 43 passes for 152 yards, 1 TD and 1 INT...Also rushed 5 times for 14 yards against the Steelers...His **1st-career TD pass** was a 5-yard strike to WR Travis Taylor.

37 OFF THE FIELD

Last December, Kyle led a toy drive to benefit the University of Maryland Hospital for Children. He signed autographs in exchange for toy donations. The toys were distributed during the holidays to children at the hospital.

COLLEGE, PERSONAL: Experienced a breakout senior campaign in 2002 at Cal, completing 225 of 421 passes for 2,815 yards, 28 TDs and only 10 INTs for a 126.8 QB rating...In 42 games, he completed 622 of 1,301 passes (47.8%) for 7,980 yards, 64 TDs and 48 INTs...Only Troy Taylor (8,126 yards, 1986-89) threw for more yards in Cal history...Boller's 64 TDs topped the previous school career-record of 54 by Pat Barnes (1993-96)...Gained 7,811 yards in total offense, the 2nd-best total in school annals behind Taylor's 8,236...All-Pac 10 2nd-team selection as a senior...Named Cal's Offensive MVP...Started every game, completing 225 of 421 passes (53.4%) for 2,815 yards, 28 TDs (10 INTs)...Only Pat Barnes (3,499 in 1996) threw for more yards in a season...Only Barnes had more TD passes (31 in 1996) in a season for the Bears...Gained 2,732 yards in total offense, 4th-best season total in school history...Had best game against Washington (5 TDs), going 13 of 24 for 266 yards...The 5 TD passes ranked 3rd on the school's game-record list...Also tossed 5 TDs vs. Arizona State...Academic All-Pac 10 honorable mention as a junior...Recipient of the team's Ken Cotton

KYLE BOLLER 7

Award (most courageous) and the Frank Schlessinger Coaches Award (athletic, academic excellence and community service)...Played in 9 games, completing 133 of 271 passes (49.1%) for 1,741 yards, 12 TDs and 10 INTs as a junior...Passed for 200 yards or more in 3 of his 8 starts...Finished season in 7th place on the Bears' career-passing list with 5,147 yards...Also carried the ball 77 times for 191 yards (2.48 avg.) and a score...Best game came against Washington when he threw 4 TDs and totaled 265 yards on 21 of 36 throws with no INTs...Started every game as a sophomore, completing 163 of 349 passes (46.7%) for 2,121 yards, 15 TDs and 13 INTs...Scored twice on 65 carries and averaged 188.8 yards per game in total offense...Threw for a season-high 349 yards on 17 of 44 passes with 3 TDs, including a season-long 81-yarder against Oregon State...Appeared in 10 games as a freshman, starting 8 contests as a true freshman...Completed 100 of 259 passes (38.6%) for 1,303 yards, 9 TDs and 15 INTs...Earned **California State Player of the Year** honors after an incredible 1998 season at Hart (Newhall, CA) HS...Led Hart to the Southern Section Division IV title with a 13-1 record...Passed for an all-time state best of 4,838 yards and threw for 59 TDs, the 2nd-best mark in California history...Ended the season completing 290 of 454 passes (63.9%)...Considered the best prospect to emerge from the San Fernando Valley since John Elway came out of Granada Hills HS in the late '70s...Rated the No. 1 QB prospect in the nation by *PrepStar* and was that publication's national Offensive Co-Player of the Year...**Super Prep Far West Offensive Player of the Year**, ranking as the region's No. 1 overall prospect in the West...Earned *Parade* All-American honors...Member of the *Long Beach Press-Telegram* Best in the West team with 8 votes...Started at S as a junior...Played defense the last few games of the '98 season, registering a crucial INT in the final minute of the section championship game...American studies major with an emphasis in education...Last December, Kyle led a toy drive to benefit the University of Maryland Hospital for Children...He signed autographs in exchange for toy donations...The toys were distributed during the holidays to children at the hospital...Bob (father) is a former nationally-ranked high jumper who cleared the 7-foot barrier...Comes from a family of firefighters—great-grandfather, grandfather, father and 3 uncles are all firemen...Kyle has joined with the Baltimore City Fire Department to promote fire safety...He filmed a PSA with area youth to encourage every Baltimore family to have a working smoke detector...Full name: Kyle Bryan Boller.

"He has finally settled in. When you are a rookie, you have wild eyes all the time and are always looking over your shoulder to see everybody watching your every move. He is that kid that adds his own swagger, and we love that swagger. He is really settling in and they [receivers] are getting comfortable working with him. That is exciting to watch."

-Ray Lewis on Kyle Boller

2003

Game-by-Game

Ravens

PASSING

Date/Opp.	Att.	Comp.	Pct.	Yards	Att.	TD	Int.	Pct.	LG	Sack/	Rating	Att.	Yards	Avg.	LG	TD
9/7 @ Pit.	43	22	51.2	152	3.5	1	1	2.3	14	2/9	57.5	5	14	2.8	4	0
9/14 Cle.	17	7	41.2	78	4.6	0	1	5.9	25	4/28	31.0	3	3	1.0	3	0
9/21 @ SD	21	12	57.1	98	4.7	1	1	4.8	25	1/1	65.2	3	0	0.0	2	0
9/28 KC	26	15	57.7	140	5.4	0	3	11.5	32	3/16	33.0	3	15	5.0	15	0
10/12 @ Ari.	18	9	50.0	75	4.2	0	0	0	17	1/3	61.1	2	5	2.5	4	0
10/19 @ Cin.	27	15	55.6	302	11.2	2	1	3.7	73	3/18.5	104.2	4	8	2.0	5	0
10/26 Den.	27	15	55.6	137	5.1	1	0	0	33	2/8	81.9	3	11	3.7	5	0
11/2 Jax	23	10	43.5	156	6.8	1	1	4.3	47	0/0	63.0	6	4	0.7	3	0
11/9 @ STL	21	10	47.6	112	5.3	1	1	4.8	40	2/10	60.0	1	2	2.0	2	0
11/16 @ Mia.																
11/23 Sea																
11/30 SF																
12/7 Cin.																
12/14 @ Oak.																
12/21 @ Cle.	1	1	100	10	10.0	0	0	0	10	0/0	108.3	0	0	0.0	0	0
12/28 Pit.																
Totals	224	116	51.8	1260	5.6	7	9	4.0	73	18/93.5	62.4	30	62	2.1	15	0
Playoffs																
1/3 Ten.																
Totals	0	0	0	0	0.0	0	0	0	0	0	0	0	0	0.0	0	0

KYLE BOLLER

KYLE BOLLER 7

REGULAR SEASON...

PASSING

Year	Att.	Comp.	Pct.	Yards	Avg./ Att.	TD	Int.	INT. Pct.	LG	Sacks/ Yards	QB Rating
2003	224	116	51.8	1,260	5.63	7	9	4.0	73t	17/92	62.4
Totals	224	116	51.8	1,260	5.63	7	9	4.0	73t	17/92	62.4

CAREER SINGLE-GAME HIGHS (regular season)

Most Attempts:

43 (9/7/03 at Pit.)

Most Completions:

22 (9/7/03 at Pit.)

Most Yards Passing:

302 (10/19/03 at Cin.)

Most Touchdowns:

2 (10/19/03 at Cin.)

Longest Gain:

73t yards (10/19/03 at Cin.)

RUSHING

Year	Att.	Yards	Avg.	LG	TD
2003	30	62	2.1	15	0
Totals	30	62	2.1	15	0

KYLE BOLLER

M&T BANK STADIUM FIRSTS

M&T Bank Stadium opened for the 1998 season, and the Ravens played their first game in the stadium on Sept. 6th against the Steelers.

EVENT	OPPONENT	DATE	SCORE
1st WIN	CINCINNATI BENGALS	9/27/98	31-24 - RAVENS
1st LOSS	PITTSBURGH STEELERS	9/6/98	20-13 - STEELERS
1st PASSING TD	PITTSBURGH STEELERS	9/6/98	20-13 - STEELERS

(JERMAINE LEWIS FROM ERIC ZEIER, 64 YARDS - 4TH QUARTER)

1st RUSHING TD	CINCINNATI BENGALS	9/27/98	31-24 - RAVENS
----------------	--------------------	---------	----------------

(PRIEST HOLMES, 3-YARD RUN - 1ST QUARTER)

1st INTERCEPTION	PITTSBURGH STEELERS	9/6/98	20-13 - STEELERS
------------------	---------------------	--------	------------------

(DUANE STARKS - 2ND QUARTER)

1st FIELD GOAL	PITTSBURGH STEELERS	9/6/98	20-13 - STEELERS
----------------	---------------------	--------	------------------

(MATT STOVER, 41 YARDS - 1ST QUARTER)

1st BLOCKED PUNT	DENVER BRONCOS	9/30/02	34-23 - RAVENS
------------------	----------------	---------	----------------

(ED REED - 2ND QUARTER: DEN. 16 YARD LINE - LED TO A JAMAL LEWIS TD 3 PLAYS LATER)

DID YOU KNOW?

The 2003 Ravens offense led the league in rushing yards per game (166.8), were 3rd in the league in rushing average (4.8 yards per carry), and were 4th in 4th down efficiency (63.6%).

PETER BOULWARE

LINEBACKER

YEARS IN NFL: 8
HT: 6'4" **WT:** 255
COLLEGE: Florida State
HS: Spring Valley (Columbia, SC)
BORN: 12/18/74, Columbia, SC
JOINED RAVENS: Draft 1 (4th), 1997

58

GAMES PLAYED/STARTED: (1997, 16/16); (1998, 16/16); (1999, 16/11); (2000, 16/15); (2001, 16/14); (2002, 16/16); (2003, 15/14) **Total 111/102**

Playoffs (2000, 4/4); (2001, 2/2); (2003, 0/0) **Total 6/6**

TRANSACTIONS: Peter Boulware re-signed with the Ravens on 9/7/03...Was Baltimore's 1st-round selection (4th overall) in the 1997 NFL Draft, behind Orlando Pace (St. Louis), Darrell Russell (Oakland) and Shawn Springs (Seattle).

PRO: Ravens all-time sack leader with 67.5 (in 111 games)...A prototypical pass rusher, earned his **4th Pro Bowl** (1998, 1999, 2002 and 2003) nod after posting 79 tackles (59 solo), 8.5 sacks (2nd on team), 2 FFs, 2 PD and 1 FR in 2003...Saw action in 15 games, starting 14, before being sidelined the final game of the regular season and the Ravens' postseason contest with a knee injury...Earned his **3rd Pro Bowl** berth in 2002 after finishing 3rd on the team with 87 tackles (63 solo) and led the team with 7 sacks after switching back to his natural LB position...He has proved to be a versatile and dependable player, highlighted in 2001 when he switched to DE for the final 6 games of the season after a season-ending injury to DE Michael McCrary...Boulware **led the AFC and was 2nd in the NFL with a career-high 15 sacks** that year...His development into 1 of the premier LBs in the game coincided with the emergence of the Ravens' record-setting defense in 2000, when he had 7 sacks among his 45 tackles...Averages 9.6 sacks per season for his career...Did not miss a game in his 1st 6 seasons...Named AFC's starting OLB (along with Kevin Hardy) following 1999's 10-sack performance...Boulware also won the **Ed Block Courage Award** after playing the 1999 season in a shoulder harness to support his dislocated shoulder...Named a "needs" player for the **Pro Bowl** (after being selected as a 1st alternate) following the 1998 season...Lived up to his rookie billing as the 4th player chosen in the 1997 draft by winning **NFL Defensive Rookie of the Year** honors in 1997...Had 1 of the most proficient sack totals ever for a rookie (11.5), which was the 8th-best total since sack records became an official stat in 1982...Has started 102 of 111 career games (94 of 102, including playoffs).

2003: Earned his **4th Pro Bowl** (2nd consecutive) nod after posting 79 tackles (59 solo), 8.5 sacks (2nd on team), 2 FFs, 2 PD and 1 FR in 2003...Saw action in 15 games, starting 14, before being sidelined the final game of the season and the Ravens' postseason contest with a knee injury...**2003 SEASON HIGHLIGHTS:** Recorded 6 tackles (5 solo), 3 QB hits, a season-high 2 sacks (-22 yards), 1 FF and 1 FR in **game 13 vs. Cin. (12/7)**...Posted 6 solo tackles in **game 11 vs. Sea. (11/23)**...Earned his 1st multi-sack game of 2003 with 2 (-15 yards), including a sack on 3rd-and-10 in overtime, forcing a punt, which led to the Ravens' game-winning drive...**Played in his 100th-career game** and recorded 4 tackles (2 solo) in **game 4 vs. KC (9/28)**.

2002: Earned his **3rd Pro Bowl** nod as he started all 16 games at OLB...Ranked 3rd on the team with 87 tackles (63 solo) and had 4 PD, 1 FF and his 1st-career INT...Led the team with 7 sacks for 51 yards...**2002 SEASON HIGHLIGHTS:** Started at OLB and had 11 tackles (8 solo), including 1 TFL in **game 16 at Pit. (12/29)**...Recorded 12 tackles (10 solo) and 1 sack in **game 13 vs. NO (12/8)**...Started and posted 2 tackles (both solo) in **game 4 at Cle. (10/6)**...Also had 1 PD and his **1st-career INT**, which led to a Matt Stover FG in the third quarter of the 26-21

OFF THE FIELD

Last season, Peter introduced the Peter Boulware Youth Tackle Football League, a division of the City of Baltimore Department of Recreation and Parks.

PETER BOULWARE 58

win...Started and had 7 tackles (5 solo) in **game 3 vs. Den. (9/30)**...Also posted 2 PD against the Broncos.

2001: Saw action in 16 games, starting 14...Showed his versatility playing both LB and DE...Started at DE for final 6 games of the season, and 2 postseason games after an injury to DE Michael McCrary...Had 84 tackles (55 solo), **15 sacks (1st in the AFC and 2nd in the NFL)**, 3 PD, 1 FR and 3 FFs (tied for team lead) for the season...**2001 SEASON HIGHLIGHTS:** Recorded 8 tackles (6 solo), including a **career-high 4 sacks**, in 19-3 win in **game 16 vs. Min. (1/7/02)**...Had 1 FF in the fourth quarter on a sack, which was picked up by LB Jamie Sharper, who returned it for a TD...The 4 sacks tied a team record (DE Michael McCrary, 11/8/98 vs. Oak.) and earned him **AFC Defensive Player of the Week**...Recorded 7 tackles (6 solo), including 2 sacks, while making 1st NFL start at DE in 24-21 win in **game 11 at Jax. (11/25)**...Made 12 tackles (10 solo), including a sack, in win in **game 1 vs. Chi. (9/9)**...Also had 2 PD and 1 FF.

2000: Peter proved his toughness when he came back from offseason shoulder surgery and was a main cog in Baltimore's Super Bowl championship and record-setting defense...Had 7 sacks among his 46 tackles (including 3 2-sack games) in the regular season...Finished 4th on the team in the postseason with 17 tackles, 13 solo, and 2 sacks for 14 yards...**2000 SEASON HIGHLIGHTS:** Started at LB in the Ravens' 34-7 **Super Bowl XXXV win against the NYG (1/28)**...Recorded 7 tackles (6 solo), and was credited with 1 sack (-1 yard) and 1 FF early in the fourth quarter of the Ravens' 16-3 **AFC Championship victory at Oak. (1/14)**, which Ray Lewis recovered and led to a Matt Stover 21-yard FG...Had 5 tackles (4 solo) in the Ravens' 24-10 **AFC**



Divisional Playoff victory at Ten. (1/7)...Made a huge play in the fourth quarter of the Ravens' dramatic 24-23 win in **game 11 at Ten. (11/12)**, the Titans' 1st-ever loss in Adelphia Coliseum...Stripped QB Steve McNair of the ball on a QB scramble, and Rob Burnett recovered on the Titans' 22.

1999: Pro Bowl starter for the NFL's 2nd-ranked defense...Tied for 8th in the AFC with 10 sacks...Had a sack in 7 of 16 games...Recorded 42 tackles, including 10 sacks (-64 yards), and a **career-high 3 FFs**...Played all season with a dislocated shoulder that was supported by a harness, severely limiting his movement...Recipient of the **Ed Block Courage Award**, as voted on by his teammates...**1999 SEASON HIGHLIGHTS:** Had 2 sacks in **game 11 vs. Jax. (11/28)**, giving him 4 against the Jaguars in '99...Recorded 8 tackles, including 2 sacks in the 17-10 win in **game 3 vs. Cle. (9/26)**, as the defense held the Browns to 189 yards (a then-Ravens' record)...Earned **AFC Defensive Player of the Week** honors for his effort vs. the Browns...Forced a Tim Couch fumble that was recovered by McCrary on Cleveland's 1-yard line to set up a Stoney Case TD.

1998: Named as a "needs" player to the **Pro Bowl** by AFC coach Bill Parcells, after being voted a 1st alternate...His 8.5 QB sacks in 1998 tied for 10th in the AFC...One of 8 Ravens to start all 16 games...Finished 6th on the team with 83 tackles, including 8.5 sacks, 2nd-most on the team...**1998 SEASON HIGHLIGHTS:** Had 7 stops, a pressure and a batted pass in 20-13 win in

PETER BOULWARE 58

game 11 at Cin. (11/22), as defense limited Bengals to 242 total net yards and only 58 on the ground.

1997: Named NFL Defensive Rookie of the Year by AP, Pro Football Weekly, Football Digest, College and Pro Football Weekly, as well as a 2nd alternate to the Pro Bowl...Named to the following All-Rookie Teams: Pro Football Weekly, College & Pro Football Weekly, Football News and Football Digest's All-NFL 2nd-team...Started all 16 games and led the team with a then-career-high 11.5 sacks for 71 yards - tops among all NFL rookies and 3rd in the AFC...Has the 8th-best sack total ever for a rookie (behind Leslie O'Neal, 12.5 in 1986, Simeon Rice, 12.5 in 1996 and Charles Haley, 12.0 in 1986)...Finished 6th on team with 66 tackles and 1 FF...Teamed with fellow rookie LB Jamie Sharper (3 sacks) to lead all NFL rookie sack tandems with 14.5...**1997 SEASON HIGHLIGHTS:** Recorded his 4th-career multiple-sack game in brief career as he dropped Warren Moon and John Friesz once each in win in game 14 vs. Sea. (12/7)...Named NFL's Defensive Rookie of the Month for September for his 29-tackle, 4-sack effort...Played in all 64 defensive plays and had 8 tackles (3 solo), 1.5 QB sacks and 1 PD in the Ravens' 23-10 win in game 2 vs. Cin. (9/7), his 2nd NFL game...Made NFL debut in game 1 vs. Jax. (8/31) and had 8 tackles, including a 3-yard QB sack.

COLLEGE, PERSONAL: Totaled an amazing 32 sacks in just 13 career starts as a Seminole among his 151 tackles, including 43 TFL...Declared himself eligible for the NFL draft after a stellar junior season...Was a consensus 1st-team All-America selection and was named **National Defensive Player of the Year** by Football News in 1996...Also was named **ACC Defensive Player of the Year** and All-ACC...Led the nation with 19 sacks, shattering the Seminoles' all-time mark of 12 by Ron Simmons in 1977...Became full-time starter and totaled 68 stops, including 19 sacks, 3 FRs, 7 FFs and 20 TFL...Earned All-ACC honorable mention as a sophomore...Led the ACC with 10 sacks despite starting only 2 of 11 games...Finished 2nd in the conference with 18 TFL...Recorded 5 sacks among his 37 tackles and 5 TFL as a freshman...Redshirted in 1993...Was an All-State pick at Spring Valley (Columbia, SC) HS...Named to Spring Valley's Hall of Fame...Named 1 of the nation's top 50 athletes by *The Atlanta Journal-Constitution* and earned Top 100 honors by *The Dallas Morning News*...As a high school senior, he totaled 132 tackles with 14 QB sacks and 2 blocked punts...Graduated from Florida State with a degree in management information systems...His father, Raleigh, is a doctor and a radiation therapy specialist at Richland Hospital in Columbia, SC...His mother, Melva, is a part owner of a furniture business...His brother, Raleigh, Jr., played NG at Georgia Tech and is an electrical engineer in Atlanta...His sister, Kala, ran track and played tennis at Notre Dame and is in medical residence at Vanderbilt...His younger brother, Michael, who also played at Florida State, was drafted by the Seattle Seahawks in the 2nd round of the 2004 NFL Draft...Annually hosts a group at training camp from the American Cancer Society's Camp Sunrise, a summer camp for youngsters with cancer...Won the Baltimore 1999 Good Guy Award from local radio host Nestor Aparicio...Peter not only sits on UMM Children's Hospital board, but, he and his father and brother, visit the hospital during the holiday season...Peter and his wife, Kensy, have a daughter, Summer, born 12/9/02...Peter is a spokesperson for the NFL PP&K Tournament in Baltimore and the NFL Flag Football Festival in Baltimore County during this year...Peter and Kensy also serve

QUARTERBACK Sacks

RAVENS ALL-TIME SACK LEADERS

Sacks	Player	Seasons
67.5	Peter Boulware	1997-2003
51.0	Michael McCrary	1997-2002
26.5	Rob Burnett	1996-2001
21.0	Ray Lewis	1996-2003

RAVENS SINGLE-SEASON SACK LEADERS

Sacks	Player	Seasons
15.0	Peter Boulware	2001
14.5	Michael McCrary	1998*
12.0	Terrell Suggs	2003
11.5	Peter Boulware	1997
11.5	Michael McCrary	1999*
7.0	Peter Boulware	2002*

*Indicates Pro Bowl Selection

PETER BOULWARE 58

2003

Game-by-Game Tackles

Ravens

Date/Opp.	TT	Solo	AS	INT	FF	FR	Sacks	PD
9/7 at Pit.	8	5	3	0-0	0	0	0-0	0
9/14 vs. Cle.	4	3	1	0-0	0	0	0-0	1
9/21 at SD	2	2	0	0-0	0	0	0-0	0
9/28 vs. KC	4	2	2	0-0	0	0	0-0	0
10/12 at Ari.	6	4	2	0-0	0	0	0-0	0
10/19 at Cin.	2	2	0	0-0	0	0	-5-5	0
10/26 vs. Den.	8	6	2	0-0	0	0	1-12	0
11/2 vs. Jax.	8	5	3	0-0	1	0	1-0	0
11/9 at STL	7	4	3	0-0	0	0	1-9	0
11/16 at Mia.	7	5	2	0-0	0	0	0-0	0
11/23 vs. Sea.	6	6	0	0-0	0	0	2-15	0
11/30 vs. SF	6	5	1	0-0	0	0	0-0	0
12/7 vs. Cin.	6	5	1	0-0	1	1	2-22	0
12/14 at Oak.	2	2	0	0-0	0	0	0-0	1
12/21 at Cle.	3	3	0	0-0	0	0	1-8	0
Totals	79	59	20	0-0	2	1	8.5-71	2

Playoffs

1/3/04 vs. Ten	INACTIVE
Totals	INACTIVE

2001

Game-by-Game Tackles

Ravens

Date/Opp.	TT	Solo	AS	INT	FF	FR	Sacks	PD
9/9 Chi.	12	10	2	0-0	1	0	1-5	2
9/23 @ Cin.	4	2	2	0-0	0	0	0-0	1
9/30 @ Den.	7	3	4	0-0	0	0	0.15-10.5	0
10/7 Ten.	5	3	2	0-0	0	0	-5-3	0
10/14 @ GB	4	2	2	0-0	0	0	0-0	0
10/21 @ Cle.	2	2	0	0-0	0	0	0-0	0
10/28 Jax.	3	3	1	0-0	0	0	1-9	0
11/4 @ Pit.	6	3	3	0-0	0	0	-5-5	0
11/12 @ Ten.	4	2	2	0-0	0	1	1-6	0
11/18 Cle.	2	2	0	0-0	0	0	0-0	0
11/25 @ Jax.	7	6	1	0-0	0	0	2-15	0
12/2 Ind.	3	2	1	0-0	0	0	-5-2.5	0
12/16 Pit.	4	2	2	0-0	0	0	1-4	0
12/23 Cin.	6	3	3	0-0	1	0	2-11	0
12/29 @ TB	7	4	4	0-0	0	0	0-0	0
1/7 Min.	8	6	2	0-0	1	0	4-20	0
Totals	84	55	29	0-0	3	1	15-86.5	3

Playoffs

1/13 @ Mia.	3	2	1	0-0	1	1	1-15	0
1/20 @ Pit.	7	3	4	0-0	1	0	0-0	0
Totals	10	5	5	0-0	2	1	1-15	0

1999

Game-by-Game Tackles

Ravens

Date/Opp.	TT	Solo	AS	INT	FF	FR	Sacks	PD
9/12 @ STL	1	1	0	0-0	0	0	1-8	0
9/19 Pit.	4	4	0	0-0	0	0	1-8	0
9/26 Cle.	8	2	6	0-0	1	0	2-18	0
10/3 @ Atl.	5	4	1	0-0	1	0	1-5	0
10/10 @ Ten.	5	4	1	0-0	0	0	0-0	0
10/21 KC	3	2	1	0-0	0	0	1-6	2
10/31 Buf.	3	2	1	0-0	0	0	0-0	0
11/7 @ Cle.	3	1	2	0-0	0	0	0-0	0
11/14 @ Jax.	3	3	0	0-0	0	0	2-17	0
11/21 @ Cin.	0	0	0	0-0	0	0	0-0	0
11/28 Jax.	2	1	1	0-0	0	0	2-2	0
12/5 Ten.	2	2	0	0-0	0	0	0-0	0
12/12 @ Pit.	1	1	0	0-0	0	0	0-0	0
12/19 NO	1	1	0	0-0	0	0	0-0	0
12/26 Cin.	1	1	0	0-0	1	0	0-0	0
1/2 @ NE	0	0	0	0-0	0	0	0-0	0
Totals	42	29	13	0-0	3	0	10-64	2

2002

Game-by-Game Tackles

Ravens

Date/Opp.	TT	Solo	AS	INT	FF	FR	Sacks	PD
9/8 @ Car	4	2	2	0-0	0	0	1-7	0
9/15 vs. TB	4	3	1	0-0	0	0	1-6	0
9/30 vs. Den	7	5	2	0-0	0	0	0-0	2
10/6 @ Cle	2	2	0	1-6	0	0	0-0	1
10/13 @ Ind	7	5	2	0-0	0	0	1-13	0
10/20 vs. Jax	8	6	2	0-0	1	0	1-1	0
10/27 vs. Pit	3	3	0	0-0	0	0	0-0	0
11/3 @ Atl	3	3	0	0-0	0	0	0-0	0
11/10 vs. Cin	2	1	1	0-0	0	0	0-0	0
11/17 @ Mia	8	5	3	0-0	0	0	0-0	0
11/24 vs. Ten	6	3	3	0-0	0	1	0-0	1
12/1 @ Cin	2	0	2	0-0	0	0	0-0	0
12/8 vs. NO	12	10	2	0-0	0	0	1-8	0
12/15 @ Hou	5	4	1	0-0	0	0	0-0	0
12/22 vs. Cle	4	3	1	0-0	0	0	2-16	0
12/29 @ Pit	10	8	2	0-0	0	0	0-0	0
Totals	87	63	24	1-6	1	1	7-51	4

2000

Game-by-Game Tackles

Ravens

Date/Opp.	TT	Solo	AS	INT	FF	FR	Sacks	PD
9/3 @ Pit.	3	2	1	0-0	0	0	0-0	0
9/10 Jax.	4	3	1	0-0	0	0	2-6	0
9/17 @ Mia.	3	2	1	0-0	0	0	0-0	0
9/24 Cin.	0	0	0	0-0	0	0	0-0	0
10/1 @ Cle.	1	1	0	0-0	0	0	0-0	0
10/8 @ Jax	6	3	3	0-0	0	0	2-3	0
10/15 @ Wash.	1	1	0	0-0	0	0	0-0	0
10/22 Ten	1	1	0	0-0	0	0	0-0	0
10/29 Pit.	1	0	1	0-0	0	0	0-0	0
11/5 @ Cin.	3	2	1	0-0	1	0	2-4	0
11/12 @ Ten.	2	2	0	0-0	1	0	0-0	0
11/19 Del.	5	4	1	0-0	0	0	0-0	0
11/26 Cle.	3	3	0	0-0	0	0	1-8	0
12/10 SD	4	2	2	0-0	0	0	0-0	1
12/17 @ Ari.	6	3	3	0-0	0	0	0-0	0
12/24 NYJ	3	3	0	0-0	0	0	0-0	0
Totals	46	32	14	0-0	2	0	7-21	1

Playoffs

12/31 Den.	7	5	2	0-0	0	0	1-13	0
1/7 @ Ten.	5	4	1	0-0	0	0	0-0	0
1/14 @ Oak.	5	4	1	0-0	1	0	1-1	0
1/28 SB XXXV	0	0	0	0-0	0	0	0-0	0
Totals	17	13	4	0-0	1	0	2-14	0

1998

Game-by-Game Tackles

Ravens

Date/Opp.	TT	Solo	AS	INT	FF	FR	Sacks	PD
9/6 Pit.	4	3	1	0-0	0	0	0-0	0
9/13 @ NYJ	7	2	5	0-0	0	0	-5-7	0
9/20 @ Jax.	4	4	0	0-0	0	0	2-1	0
9/27 Cin.	5	1	4	0-0	0	0	0-0	0
10/11 Ten.	5	3	2	0-0	0	0	1-4	0
10/18 @ Pit.	5	0	5	0-0	0	0	0-0	0
10/25 @ GB	4	1	3	0-0	0	0	-5-4	0
11/1 Jax.	5	4	1	0-0	0	1	1-0	1
11/8 Oak.	10	3	7	0-0	0	0	0-0	0
11/15 @ SD	5	2	3	0-0	0	0	0.15-16.5	0
11/22 @ Cin.	7	2	5	0-0	0	1	0-0	0
11/29 Ind.	2	2	0	0-0	0	0	1-10	2
12/6 @ Ten.	5	4	1	0-0	0	0	0-0	2
12/13 Min.	4	3	1	0-0	0	0	1-7	0
12/20 @ Chi.	7	3	4	0-0	0	0	0-0	0
12/27 Det.	4	4	0	0-0	0	0	0-0	1
Totals	83	41	42	0-0	0	2	5.5-49.5	6

PETER BOULWARE

PETER BOULWARE 58

on a board at Maryland Hospital for Children and host weekly Bible studies during the season...Last season, Peter Boulware introduced the Peter Boulware Youth Tackle Football League, a division of the City of Baltimore Department of Recreation and Parks...The Youth League consisted of 4 teams in 2003, but has plans to double the number of teams in 2004...The league not only teaches football fundamentals, it also mentors each team member, stressing character, commitment and courage...Full name: Peter Nicholas Boulware.

1997

Game-by-Game Tackles

Ravens

Date/Opp.	TT	Solo	AS	INT	FF	FR	Sacks	PD
8/31 Jax.	3	3	0	0-0	0	0	1-3	0
9/7 Cin.	8	3	5	0-0	0	0	1.5-6	0
9/14 @ NYG	7	5	2	0-0	0	0	0-0	0
9/21 @ Ten.	5	3	2	0-0	0	0	1-9	0
9/28 @ SD	6	5	1	0-0	0	0	0-0	0
10/5 Pit.	4	4	0	0-0	0	0	0-0	0
10/19 Mia.	0	0	0	0-0	0	0	0-0	0
10/26 @ Wash.	5	1	4	0-0	0	0	1-3	0
11/2 NYJ	3	2	1	0-0	1	0	1-5	0
11/9 @ Pit.	2	0	2	0-0	0	0	0-0	0
11/16 Phi.	5	5	0	0-0	0	0	2-17	0
11/23 Ari.	4	3	1	0-0	0	0	1-8	0
11/30 @ Jax.	4	2	2	0-0	0	0	0-0	0
12/7 Sea.	4	3	1	0-0	0	0	2-15	0
12/14 Ten.	5	3	2	0-0	0	0	1-5	0
12/21 @ Cin	1	0	1	0-0	0	0	0-0	0
Totals	66	42	24	0	1	0	11.5-71	0

"I always say that he has the best legs in the league. The guy can really run, and he's flexible. If you [hold the ball] long enough, he is going to get there."

-Rex Ryan on Boulware

PETER BOULWARE

REGULAR SEASON...

Year	TT	Solo	AS	Sacks	FR	FF	INTs.	PD
1997	66	42	24	11.5-71	0	1	0-0	0
1998	83	41	42	8.5-49.5	2	0	0-0	6
1999	42	29	13	10.0-64	0	3	0-0	2
2000	46	32	14	7.0-21	0	2	0-0	1
2001	84	55	29	*#15.0-86.5	1	3	0-0	3
2002	87	63	24	7.0-51	1	1	1-6	4
2003	79	59	20	8.5-71	1	2	0-0	2
Totals	487	321	166	67.5-414	5	12	1-6	18

* Ravens record

AFC leader

POSTSEASON...

Year	TT	Solo	AS	Sacks	FR	FF	INTs	PD
2000	17	13	4	2.0-14	0	1	0-0	0
2001	10	5	5	1.0-15	1	2	0-0	0
2003				INACTIVE				
Totals	27	18	9	3.0-29	1	3	0-0	0

PETER BOULWARE



LAMONT BRIGHTFUL

RETURN SPECIALIST

YEARS IN NFL: 3

HT: 5'10" WT: 160

COLLEGE: Eastern Washington

HS: Mariner (Everett, WA)

BORN: 1/29/79, Oak Harbor, WA

JOINED RAVENS: Draft 6a (195th), 2002

45

GAMES PLAYED/STARTED: (2002, 12/0); (2003, 16/0) **Total 28/0**

Playoffs (2003, 1/0) **Total 1/0**

TRANSACTIONS: Lamont Brightful was the 1st of 4 players selected by the Ravens in the 6th round (195th overall) of the 2002 NFL Draft...A starting WR for Eastern Washington, Brightful is a return specialist/defensive back for the Ravens.

PRO: Speedy returner with deceptive strength...Saw action in all 16 games in 2003, returning 29 KO's for 716 yards (24.7 avg.) and 45 punts for 351 yards (7.8 avg.)...Also had 2 KORs for 34 yards (17.0 avg.) and 2 PRs for 2 yards in the 2003 postseason...Tied a franchise record by averaging 16.1 yards per PR, including a team-record, 2002 season NFL-long, 95-yard PR for a TD (in 2002)...Saw action in 12 games as a rookie...Returned 34 KO's for 701 yards for a 20.6 average.

2003: Saw action in all 16 games in 2003, returning 29 KO's for 716 yards (24.7 avg.) and 45 punts for 351 yards (7.8 avg.)...Also had 2 KORs for 34 yards (17.0 avg.) and 2 PRs for 2 yards in the 2003 postseason...

2003 SEASON HIGHLIGHTS: Returned 2 KO's for 100 yards (50.0 avg.), including a *career-long 75-yard return* in the second quarter, leading to a FG in **game 12 vs. SF (11/30)**...Also had 2 PRs for 22 yards against the 49ers...Returned 6 kicks for 124 yards (20.7 avg.) with a long of 40 and 3 PRs for 11 yards in **game 11 vs. Sea. (11/23)**...Brightful also had 1 solo tackle from scrimmage and 2 special teams tackles against the Seahawks...Returned 3 *kickoffs for 101 yards, including a career-long 58-yard return* in **game 8 vs. Jax. (11/2)**.

2002: Saw action in 12 games as a rookie...*Tied a franchise record (Jermaine Lewis-2000) by averaging 16.1 yards per punt return (15 for 241 yards), including a team-record 95-yard punt return for a TD*...Brightful's PR average was 3rd best in the NFL behind the 49ers' Jimmy Williams (16.8) and the Jets' Santana Moss (16.5)...Led the team with 34 KORs for 701 yards (20.6 avg.)...**2002 SEASON HIGHLIGHTS:** Returned 3 KO's for 95 yards (31.7 avg.), with a long of 53, in 23-19 win in **game 14 at Hou. (12/15)**...Also had 1 punt return for 28 yards against the Texans...Returned 3 punts for 103 yards (34.3 avg.), including a *franchise record 95-yard TD punt return in the second quarter* of 38-27 win in **game 9 vs. Cin. (11/10)** en route to **AFC Special Teams Player of the Week** honors...Also returned 3 KO's for 98 yards (32.7 avg.), with a long of 54, giving him 201 total return yards against the Bengals.

COLLEGE, PERSONAL: Final KOR (53 yards) of Brightful's collegiate career put him in the NCAA record book with a career KOR average of 30.0 yards, kickoffs returned for TDs (5) and average per kick return (26.4 on punts and KO's), to set NCAA Division I-AA and EWU records...Was selected to the American Football Coaches Association All-American team as a return specialist...His senior year was the 3rd-straight that Brightful earned All-America honors...Posted a 24.3 average (ranked 3rd in conference) per KOR in 2001, including an 86-yard return for a TD against Montana State, giving him 5 return TDs in his career to tie (with 2 others) for the I-AA record...Broke I-AA record for career average per kick return (26.4 yards) on punts and kickoffs...Had 5 KORs for 150 yards in the final game of his career against Idaho State...His 804 all-purpose yards were 6th-best in the league and his 11 receiving TDs were 3rd...Averaged

3 OFF THE FIELD

Lamont led the 2nd session of Football 101 (a football class for women only) at M&T Bank Stadium last season. The class focused on special teams.

LAMONT BRIGHTFUL 45

19.1 yards per catch...Rushed for 59 yards and 1 TD on 3 carries...Average of 32.2 yards per KO return (15 for 483 yards) ranked 2nd in I-AA and led the Big Sky as a junior...Ranked 3rd in school history behind his 33.9 average posted in 1999 and the school record 34.7 average Craig Richardson posted in 1984...Earned 1st-team All-Big Sky honors for the 2nd-straight season...Carried the ball 7 times for 128 yards and 2 TDs, averaging 18.3 yards per rush...Posted 2 KORs for TDs...Selected 2nd-team All-America return specialist by the *Sports Network* and *Football Gazette* as a sophomore...Was a 1st-team All-Big Sky Conference selection as a return specialist...Started 8 games at WR...Finished season ranked 2nd in NCAA Division I-AA in KO returns and 1st in the Big Sky with a 33.9 average that included a pair returned for TDs (ranks 2nd in school history)...His 882 total KOR yards ranked 2nd (973-Vernon Williams-1988) in school history, and his average of 19.1 yards per catch ranked 10th...Finished season with 12 plays of 43 yards or more, including 8 KORs and 4 receptions...Averaged 26.8 yards in the 50 times he touched the ball...Added a 61-yarder in the second half to total 5 returns for 194 yards and 38.8 average, earning Big Sky Conference Special Teams Player of the Week honors for 2nd time of season...Duplicated Player of the Week honors for 100-yard kickoff return for a TD against Central Washington, setting a NCAA Division I-AA and Big Sky school records...Started last 9 games at WR...Led team with 24 catches (384 yards), averaging 34.9 yards per game, plus 4 TDs...Selected by *Seattle Times* as a "Red Chip," 1 of the top 61 recruits in the State of Washington...Selected to the All-Wesco Conference Southern Division team as a DB and WR...Earned *Everett Herald* All-Area 1st-team honors as a DB and 2nd-team accolades as a WR...Caught 32 passes for 636 yards and 8 TDs...Born in Oak Harbor, WA...Earned a degree in recreation management...Lamont participated in the American Red Cross Blood Drive at M&T Bank Stadium last season...Along with DE Anthony Weaver, WR Randy Hymes, TE Terry Jones and G Edwin Mulitalo, Brightful spent time at the event encouraging the donors during a critical time...Lamont, OT Damion Cook, DE Marques Douglas, RB Chester Taylor, S Chad Williams and P Dave Zastudil instructed 150 children on football fundamentals at the Gatorade Jr. Training Camp held at Clarence Du Burns Arena in 2003...Lamont led the 2nd session of Football 101 (a football class for women only) at M&T Bank Stadium, which focused on Special Teams in the fall of 2003...Lamont attended West Baltimore middle school for 2 years and spent his freshman year at Dunbar (MD) HS...His father still resides in Baltimore...Full name: Lamont Eugene Brightful.

2003

Game-by-Game

Ravens

KICKOFF RETURNS

Date/Opp.	No.	Yds	Avg.	LG	TD
9/7 at Pit.	0	0	0	0	0
9/14 vs. Cle.	2	40	20.0	25	0
9/21 at SD	1	27	27.0	27	0
9/28 vs. KC	1	19	19.0	19	0
10/12 at Ari.	0	0	0.0	0	0
10/19 at Cin.	0	0	0.0	0	0
10/26 vs. Den.	0	0	0.0	0	0
11/2 vs. Jax.	3	101	33.7	58	0
11/9 at STL	6	123	20.5	31	0
11/16 at Mia.	1	73	73.0	73	0
11/23 vs. Sea.	6	124	20.7	40	0
11/30 vs. SF	2	100	50.0	75	0
12/7 vs. Cin.	2	28	14.0	21	0
12/14 at Oak.	1	19	19.0	19	0
12/21 at Cle.	1	7	7.0	7	0
12/28 vs. Pit.	3	55	18.3	31	0
Totals	29	716	24.7	75	0

Playoffs

1/3/04 vs. Ten.	2	34	17.0	26	0
Totals	2	34	17.0	26	0

PUNT RETURNS

Date/Opp.	No.	FC	Yds	Avg.	LG	TD
9/7 at Pit.	4	1	22	5.5	14	0
9/14 vs. Cle.	5	1	54	10.8	44	0
9/21 at SD	2	1	(6)	(3.0)	3	0
9/28 vs. KC	2	2	25	12.5	15	0
10/12 at Ari.	1	1	0	0.0	0	0
10/19 at Cin.	3	0	24	8.0	9	0
10/26 vs. Den.	0	0	0	0.0	0	0
11/2 vs. Jax.	5	0	31	6.2	12	0
11/9 at STL	5	2	75	15.0	24	0
11/16 at Mia.	0	3	0	-	24	0
11/23 vs. Sea.	3	3	11	3.7	9	0
11/30 vs. SF	2	2	22	11.0	12	0
12/7 vs. Cin.	3	0	13	4.3	6	0
12/14 at Oak.	4	2	36	9.0	26	0
12/21 at Cle.	2	0	19	9.5	13	0
12/28 vs. Pit.	4	2	25	6.3	10	0
Totals	45	20	351	7.8	44	0

2002

Game-by-Game

Ravens

KICKOFF RETURNS

Date/Opp.	No.	Yds	Avg.	LG	TD
9/8 at Car.					INACTIVE
9/15 vs. TB					INACTIVE
9/30 vs. Den.					INACTIVE
10/6 at Cle.					INACTIVE
10/13 at Ind.	3	50	16.7	38	0
10/20 vs. Jax.	0	0	0	0	1
10/27 vs. Pit.	4	75	18.8	29	0
11/3 at Atl.	4	71	17.8	24	0
11/10 vs. Cin.	3	98	32.7	54	0
11/17 at Mia.	5	113	22.6	34	0
11/24 vs. Ten.	5	95	19.0	38	0
12/1 at Cin.	2	32	16.0	19	0
12/8 vs. NO	2	48	24.0	25	0
12/15 at Hou.	3	95	31.7	53	0
12/22 vs. Cle.	3	24	8.0	13	0
12/29 at Pit.	0	0	0.0	0	0
Totals	34	701	20.6	54	0

PUNT RETURNS

Date/Opp.	No.	FC	Yds	Avg.	LG	TD
9/8 at Car.						INACTIVE
9/15 vs. TB						INACTIVE
9/30 vs. Den.						INACTIVE
10/6 at Cle.						INACTIVE
10/13 at Ind.	3	0	0	0.0	0	0
10/20 vs. Jax.	0	0	0	0	17	17.0
10/27 vs. Pit.	4	75	18.8	29	0	0
11/3 at Atl.	4	71	17.8	24	0	1
11/10 vs. Cin.	3	98	32.7	54	0	3
11/17 at Mia.	5	113	22.6	34	0	1
11/24 vs. Ten.	5	95	19.0	38	0	2
12/1 at Cin.	2	32	16.0	19	0	1
12/8 vs. NO	2	48	24.0	25	0	1
12/15 at Hou.	3	95	31.7	53	0	3
12/22 vs. Cle.	3	24	8.0	13	0	3
12/29 at Pit.	0	0	0.0	0	0	9
Totals	15	10	241	16.1	95	1

LAMONT BRIGHTFUL

LAMONT BRIGHTFUL 45

REGULAR SEASON

KICKOFF RETURNS

Year	No.	Yards	Avg.	LG	TD
2002	34	701	20.6	54	0
2003	29	716	24.7	75	0
Totals	63	1,417	22.5	75	0

CAREER SINGLE-GAME HIGHS (regular season)

Returns:

6 (11/23/03 vs. Sea.)

Yardage

124 (11/23/03 vs. Sea.)

Long Gain:

75 (11/30/03 vs. SF)

PUNT RETURNS

Year	No.	FC	Yards	Avg.	LG	TD
2002	15	10	241	16.1	95t	1
2003	45	20	351	7.8	44t	0
Totals	60	30	592	9.8	95t	1

CAREER SINGLE-GAME HIGHS (regular season)

Returns:

5 twice, last (11/9/03 at STL)

Yardage:

103 (11/10/02 vs. Cin.)

Long Gain:

95t (11/10/02 vs. Cin.)

Touchdowns:

1 (11/10/02 vs. Cin.)

POSTSEASON...

KICKOFF RETURNS

Year	No.	Yards	Avg.	LG	TD
2003	2	34	17.0	26	0
Totals	2	34	17.0	26	0

PUNT RETURNS


Year	No.	FC	Yards	Avg.	LG	TD
2003	2	2	2	1.0	2	0
Totals	2	2	2	1.0	2	0

LAMONT BRIGHTFUL

DID YOU KNOW ?



Not only does Lamont Brightful hold the record for the longest punt return in franchise history (95t yards), but he is 2nd to Jermaine Lewis (11.8) in team annals for career punt return average (9.9)



ETHAN BROOKS
TACKLE
 YEARS IN NFL: 7
 HT: 6'6" WT: 330
 COLLEGE: Williams College
 HS: Westminster (Simsbury, CT)
 BORN: 4/27/72, Hartford, CT
 JOINED RAVENS: Free Agent, 2002

77

GAMES PLAYED/STARTED: (1996, 2/0); (1997, 0/0); (1998, 15/0); (1999, out of football); (2000, 14/3); (2001, out of football); (2002, 15/13); (2003, 15/3) **Total 61/19**

Playoffs (2003, 1/0) **Total 1/0**

TRANSACTIONS: Re-signed (unrestricted) with the Ravens on 3/13/03...Signed by the Ravens on 8/2/02...Signed with the Denver Broncos (unrestricted) on 3/15/01...Signed as a free agent with the Arizona Cardinals on 2/3/00...Signed with the St. Louis Rams on 11/20/97 after being released by the Atlanta Falcons...Originally drafted in the 7th round (229th overall) by the Atlanta Falcons in the 1996 Draft.

PRO: Physical specimen who has seen action in 30 games, starting 16 at RT, in his 2 seasons with the Ravens...Helped pave the way for Jamal Lewis to rush for a franchise-record 2,066 yards, the 2nd-highest total in NFL history (Eric Dickerson - 2,105 in 1984)...Strong lineman with good hands and mobility who brings veteran experience to the offensive line...Possesses great size and can play both tackle positions.

2003: (with Baltimore) Played in 15 games, starting 3 in his 2nd season with the Ravens...Helped pave the way for Jamal Lewis to rush for a franchise-record 2,066 yards, the 2nd-highest total in NFL history (Eric Dickerson - 2,105 in 1984)...**2003 SEASON**

HIGHLIGHTS: Subbed at RT and helped protect Anthony Wright, allowing him to throw for a career-high 319 yards and 4 TDs in a spectacular 44-41 OT come-from-behind victory in **game 11 vs. Sea. (11/23)**...Also helped to open holes to allow the Ravens to rush for 150 yards, including 117 by Jamal Lewis...Started at RT and helped open holes, allowing Jamal Lewis to rush for an NFL record 295 yards and 2 TDs, in **game 2 vs. Cle. (9/14)**...Cleared the way for Lewis to average 9.8 yards per carry, and allowed the Ravens to rush for 343 yards as a team.

2002: (with Baltimore) Played in 15 games, starting 13 at RT in 2002...Took over RT position in week 3 when Edwin Mulitalo moved back to LG...**2002 SEASON HIGHLIGHTS:** Started at RT in **game 16 at Pit. (12/29)**...Helped provide great pass protection, allowing QB Jeff Blake to complete 19 of 26 passes (73%) for 336 yards and 2 TDs for a season-high 108.7 passer rating...Started at RT in **game 13 vs. NO (12/8)**...Helped provide great pass protection, allowing QB Jeff Blake to complete 19 of 38 attempts for 316 yards and 2 TDs...Blake's 300-yard outing marked his 1st as a Raven, and the 1st by a Baltimore QB since Elvis Grbac threw for 326 yards at Cin. (9/23/01)...Also helped to open holes, allowing the Ravens to run for 114 yards.


2001: Was in training camp with the Denver Broncos...Was waived at the end of camp and out of football.

2000: (with Arizona) Saw action in 15 games with Arizona, starting 2 at RT.

1999: Out of football after being released by the St. Louis Rams before training camp.

1998: (with St. Louis) Saw action in 15 games, both from scrimmage and on special teams with the St. Louis Rams.

1997: (with St. Louis) Signed with the Rams (11/20) and was inactive for the final 5 games of the season...Was allocated to the World League's Rhein Fire and earned All-World League honors at RT...The OL allowed only 1 sack all season.



OFF THE FIELD
 Ethan served as Honorary Chairman for the Leukemia & Lymphoma Society's Man and Woman of The Year Banquet last season.

ETHAN BROOKS 77

1996: (with Atlanta) Appeared in 2 games as a rookie...Switched to DL and had 2 tackles vs. Jax. (12/22).

COLLEGE, PERSONAL: Earned Division III All-America honors as a DL at Williams College in Massachusetts...Helped lead Williams to a 17-0-1 mark his final 2 seasons and was named conference defensive player of the year following his senior year...Also participated in the shot put, discus, hammer throw and 35-pound weight throw, winning the Division III National Championship in the weight throw with a record-breaking toss of 63'8 3/4"...Majored in psychology...Graduate of Westminster (Simsbury, CT) H.S...Ethan served as Honorary Chairman for the Leukemia & Lymphoma Society's Man and Woman of The Year Banquet last season...Was born 4/27/72 in Hartford, CT...Full name: Ethan Barbier Brook.

PLAYERS



CORNELL BROWN

LINEBACKER

YEARS IN NFL: 7
HT: 6'0" WT: 240
COLLEGE: Virginia Tech
HS: E.C. Glass (Lynchburg, VA)
BORN: 3/15/75, Englewood, NJ
JOINED RAVENS: Free Agent, 2002

90

GAMES PLAYED/STARTED: (1997, 16/1); (1998, 16/1); (1999, 16/5); (2000, 15/1); (2001, Out of football); (2002, 16/14); (2003, 16/3) **Total 95/25**

PLAYOFFS: (2000, 3/0); (2003, 1/1) **Total 4/1**

TRANSACTIONS: Cornell Brown signed with the Baltimore Ravens on 8/20/02 after being released by the Oakland Raiders on 6/11/02...Signed with Oakland on 2/21/02 after being released by the Ravens on 9/5/01...Was originally selected by Baltimore with its 2nd pick of the 6th round (194th overall) in the 1997 NFL draft, a compensatory selection.

PRO: Hard-nosed run-stuffer with good lateral movement who also excels on special teams, with 58 career special teams tackles...Saw action in all 16 games in 2003, starting 3...Finished the season with 33 tackles, 1 sack and 3 PD from scrimmage...Also posted 8 special teams tackles in 2003...Played in all 16 games, starting 14 in 2002...*Finished with a career-high 67 tackles (47 solo)*, 1.5 sacks and 3 PD in his 1st year back with the Ravens...Also had 7 special teams tackles last season...Played in 15 games in 2000, totaling 25 tackles and 3 sacks, also had 9 special teams tackles...Saw action in all 16 games, starting 5 in 1999 and registered 32 tackles, including 20 solo...Saw action in all 16 games in both the 1997 and 1998 seasons, starting 1 in each...Had 8 and 11 special teams tackles those seasons.



OFF THE FIELD

Cornell, along with NFL veteran WR Antonio Freeman, hosted a football clinic for youth tackle programs in Randallstown, MD, last summer.

2003: Saw action in all 16 games in 2003, starting 3...Finished the season with 33 tackles, 1 sack and 3 PD...Also posted 8 special teams tackles...**2003 SEASON HIGHLIGHTS:** Started at OLB and had 3 tackles from scrimmage and 1 special teams tackle in the season finale vs. Pit. (12/28)...Saw action on special teams and from scrimmage in game 8 vs. Jax. (11/2)...Posted 6 tackles from scrimmage (5 solo), including his 1st sack of the season (-5 yards), and had 2 special teams tackles against the Jaguars...Played from scrimmage and on special teams and netted 4 tackles (3 solo) in the 24-10 win in game 3 at SD (9/21).

2002: Saw action in all 16 games, starting 14 at OLB...Totaled 70 tackles (49 solo), 1.5 sacks (14 yards) and 3 PD...**2002 SEASON HIGHLIGHTS:** Started at OLB and had 7 tackles, includ-

CORNELL BROWN 90

ing 1 TFL in **game 10 at Mia. (11/17)**...Credited with 5 tackles (4 solo) and 1 special teams tackle the against the Colts...Started at OLB and had 2 tackles in **game 4 at Cle. (10/6)**...Also posted a half-sack (4.0 yards) and 1 special teams tackle against the Browns.

2001: Out of football...Went back to Virginia Tech to complete his degree in consumer studies.

2000: Played in 15 games in 2000, totaling 26 tackles and 3 sacks...Had 9 special teams tackles...Played on special teams vs. the Giants in the Ravens' 34-7 win in Super Bowl XXXV...Also **posted a career-high 15 special teams tackles as a member of the Ravens' Super Bowl Champion team...****2000 SEASON HIGHLIGHTS:** Had an 8-yard sack that stripped the ball from QB Ryan Leaf's hand (Larry Webster recovered) in the Ravens' playoff-clinching 24-3 win in **game 14 vs. SD (12/10)**...Had 4 stops in just 10 plays from scrimmage, plus added a punt coverage stop and a kickoff coverage tackle in the Ravens' 15-10 win in **game 6 at Jax. (10/8)**...Recorded a 2-yard sack in the second quarter in the Ravens' 37-0 win in **game 4 vs. Cin. (9/24)**, as the defense limited the Bengals to 4 yards rushing, 94 total net yards and 7 1st downs.

1999: Had 32 tackles from scrimmage in 372 snaps (avg. 23 plays per game), including a QB sack, plus 15 stops on special teams...Started 5 games for Peter Boulware (who played mostly in passing downs and with a shoulder brace due to a dislocation)...**1999 SEASON HIGHLIGHTS:**...Recorded an assist in 17 plays from scrimmage in the 17-10 win in **game 3 vs. Cle. (9/26)**, as the defense held the Browns to 189 yards (a then-Ravens record)...Started for Peter Boulware (shoulder) in **game 2 vs. Pit. (9/19)**, as the defense limited the Steelers to 138 yards passing, a then-team record-low...Saw action in 28 plays and had 2 tackles and a PD...Started, but did not make a tackle in **game 1 at STL (9/12)**...Recorded a special teams tackle.

1998: Finished 4th on the team with 11 special teams tackles...Also credited with 10 tackles from scrimmage...**1998 SEASON HIGHLIGHTS:** Had 2 stops in 10 plays from scrimmage in 19-10 win in **game 16 vs. Det. (12/27)**...Had 4 assists in 5 plays from scrimmage in **game 14 vs. Min. (12/13)**...Played on special teams in **game 13 at Ten. (12/6)** and had 2 tackles on punt coverage...Had career-high 3 special teams tackles in 24-10 win in **game 2 at NYJ (9/13)**.

1997: Appeared in all 16 games with 1 start, and finished 6th on the team with 8 special teams tackles...Also had 17 total stops on defense, including a half sack, 2 FFs, 2 PD and an INT...**1997 SEASON HIGHLIGHTS:** Recorded his **1st-career INT** by picking off a John Friesz in the closing seconds of 31-24 win in **game 14 vs. Sea. (12/7)**...Returned INT 21 yards...Was one of Baltimore's team-record 4 INTs...**Made 1st NFL start** and recorded 3 tackles in 13 plays on defense in **game 7 vs. Mia. (10/19)**...Recorded an assisted tackle, as he teamed with Peter Boulware to sack Steve McNair, in 36-10 win in **game 4 at Ten. (9/21)**.

COLLEGE, PERSONAL: Totaled 40 sacks in his collegiate career...Also had 323 tackles, 37 TFL, 132 QB pressures, 3 FFs, 3 FRs and 7 PD...Was an All-Big East Conference 1st-team choice as a senior...Tallied 60 stops in 8 games, including 8 sacks...Also credited with 15 QB pressures and 5 tackles behind the line...Was named 1st-team All-America as a junior by *AP*, *UPI*, *The Poor Man's Guide to the NFL Draft*, *Football Writer's Association* and *Football News*...Recipient of *Football News National Defensive Player of the Year*...Was an All-Big East Conference 1st-team choice and Defensive Player of the Year...Led the conference with 14 sacks...Recorded 103 tackles, 25 behind the line, in 11 games at LDE...Had a career-high 16 tackles including 3 sacks for 18 yards lost in 14-0 shutout of Navy...Had 13 stops including 3 sacks and 6 QB pressures in 27-0 win over West Virginia to earn Big East Player of the Week honors...Closed out prolific junior season with 10 tackles, 2 sacks and 5 pressures in 36-29 win over Virginia...**Earned Defensive MVP** in 28-10 Sugar Bowl win over Texas after 3-sack, 1 FF performance...Was an All-Big East Conference 2nd-team selection and Division I All-State 1st-team choice by the Virginia SID as a sophomore...Recorded 11 QB sacks among his 84 tackles...Deflected 3 passes and had 35 QB pressures, including 5 that caused INTs...Had 12 stops, including 3 sacks in 34-6 win over West Virginia...Had 5 tackles, 2 TFL, in Gator Bowl vs. Tennessee...Earned 1st-team freshman All-America honors from *The Gridiron Report* and 2nd-team honors from *Football News* as a freshman...Was a Virginia Division I All-State 1st-team pick...Started 10 games at DE and recorded 57 tackles, including 4 TFL, 3 sacks, 1 FF, 1 FR and 24 QB pressures...Was an All-America choice at E.C. Glass (Lynchburg, VA) H.S. by *Super Prep* and *Prep Football Report*...Played DT, LB and TE...Helped guide his team to a 31-8 record in his prep career...Was named All-State, All-District

CORNELL BROWN 90

and All-Region after amassing 135 tackles and 15 sacks as a senior...For his prep career, he totaled 345 tackles including 43 sacks...Played in the Virginia HS Football All-Star game...Earned his degree in consumer studies in 2001...His older brother, Ruben, won consensus NFL All-Rookie honors for the Buffalo Bills in 1995 at LG and has made the last 7 Pro Bowls and now plays for the Chicago Bears...Ruben was All-America and All-Big East choice at the University of Pittsburgh and was picked in the first round of the 1995 draft by Buffalo...Son of Ruben, Sr. and Ogletha Brown...Huge NY Knicks fan and enjoys watching hockey...Participated in a fundraiser for Toys for Tots, and visited children at the University of Maryland Children's Hospital during the Ravens' annual holiday visits...Was a guest speaker at the Virginia Tech football camp in 2002...Virginia Tech retired his jersey (#58) in 2002...Cornell, along with NFL veteran WR Antonio Freeman, hosted a football clinic for youth tackle programs in Randallstown, MD last summer...Cornell went back to Virginia Tech in 2001 to complete his degree in consumer studies...Full name: Cornell Desmond Brown.

2003

Game-by-Game Tackles

Ravens

Date/Opp.	TT	Solo	AS	INT	FF	FR	Sacks	PD
9/7 at Pit.	3	2	1	0-0	0	0	0-0	2
9/14 vs. Cle.	0	0	0	0-0	0	0	0-0	0
9/21 at SD	4	3	1	0-0	0	0	0-0	0
9/28 vs. KC	1	1	0	0-0	0	0	0-0	0
10/12 at Ari.	1	1	0	0-0	0	0	0-0	0
10/19 at Cin.	1	0	1	0-0	0	0	0-0	0
10/26 vs. Den.	0	0	0	0-0	0	0	0-0	0
11/2 vs. Jax.	6	5	1	0-0	0	0	1-5	0
11/9 at STL	0	0	0	0-0	0	0	0-0	0
11/16 at Mia.	3	1	2	0-0	0	0	0-0	0
11/23 vs. Sea.	5	2	3	0-0	0	0	0-0	0
11/30 vs. SF	3	1	2	0-0	0	0	0-0	0
12/7 vs. Cin.	0	0	0	0-0	0	0	0-0	0
12/14 at Oak.	2	1	1	0-0	0	0	0-0	1
12/21 at Cle.	1	1	0	0-0	0	0	0-0	0
12/28 vs. Pit.	3	1	2	0-0	0	0	0-0	0
Totals	33	19	14	0-0	0	0	1-5	3

Playoffs

1/3/04 vs. Ten	2	2	0	0-0	0	0	0-0	0
Totals	2	2	0	0-0	0	0	0-0	0

2000

Game-by-Game Tackles

Ravens

Date/Opp.	TT	Solo	AS	INT	FF	FR	Sacks	PD
9/3 @ Pit.	0	0	0	0-0	0	0	0-0	0
9/10 Jax.	2	2	0	0-0	0	0	0-0	0
9/17 @ Mia.	1	1	0	0-0	0	0	0-0	0
9/24 Cin.	2	2	0	0-0	0	0	1-2	0
10/1 @ Cle.	DID NOT PLAY							
10/8 @ Jax.	0	0	0	0-0	0	0	0-0	0
10/15 @ Wash.	8	5	3	0-0	0	0	0-0	0
10/22 Ten.	2	2	0	0-0	0	0	0-0	0
10/29 Pit.	1	0	1	0-0	0	0	0-0	0
11/5 @ Cin.	0	0	0	0-0	0	0	0-0	0
11/12 @ Ten.	1	0	1	0-0	0	0	0-0	0
11/19 Dal.	0	0	0	0-0	0	0	0-0	0
11/26 Cle.	5	4	1	0-0	1	0	1-7	0
12/10 SD	4	1	3	0-0	0	0	1-8	0
12/17 @ Ari.	0	0	0	0-0	0	0	0-0	0
12/24 NYJ	0	0	0	0-0	0	0	0-0	0
Totals	26	17	9	0	1	0	3-17	0

Playoffs

12/31 Den.	0	0	0	0-0	0	0	0-0	0
1/7 @ Ten.	1	1	0	0-0	0	0	0-0	0
1/14 @ Oak.	INACTIVE - HAMSTRING							
1/28 SB XXXV	SAW ACTION ON SPECIAL TEAMS							
Totals	1	1	0	0-0	0	0	0-0	0

2002

Game-by-Game Tackles

Ravens

Date/Opp.	TT	Solo	AS	INT	FF	FR	Sacks	PD
9/8 @ Car.	2	2	0	0-0	0	0	0-0	0
9/15 vs. TB	7	5	2	0-0	0	0	0-0	0
9/30 vs. Den.	4	1	3	0-0	0	0	0-0	0
10/6 @ Cle.	2	2	0	0-0	0	0	5-4	1
10/13 @ Ind.	5	4	1	0-0	0	0	0-0	0
10/20 vs. Jax.	3	3	0	0-0	0	0	0-0	0
10/27 vs. Pit.	2	2	0	0-0	0	0	0-0	0
11/3 @ Atl.	5	4	1	0-0	0	0	1-10	0
11/10 vs. Cin.	5	3	2	0-0	0	0	0-0	0
11/17 @ Mia.	7	4	3	0-0	0	0	0-0	1
11/24 vs. Ten.	9	6	3	0-0	0	0	0-0	0
12/1 @ Cin.	4	3	1	0-0	0	0	0-0	0
12/8 vs. NO	4	4	0	0-0	0	0	0-0	0
12/15 @ Hou.	5	3	2	0-0	0	0	0-0	0
12/22 vs. Cle.	2	2	0	0-0	0	0	0-0	1
12/29 @ Pit.	3	1	2	0-0	0	0	0-0	0
Totals	69	49	20	0-0	0	0	1-5-14	3

1999

Game-by-Game Tackles

Ravens

Date/Opp.	TT	Solo	AS	INT	FF	FR	Sacks	PD
9/12 @ STL	0	0	0	0-0	0	0	0-0	0
9/19 Pit.	2	2	0	0-0	0	0	0-0	0
9/26 Cle.	1	0	1	0-0	0	0	0-0	1
10/3 @ Atl.	0	0	0	0-0	0	0	0-0	0
10/10 @ Ten.	0	0	0	0-0	0	0	0-0	0
10/21 KC	4	2	2	0-0	0	0	0-0	0
10/31 Buf.	0	0	0	0-0	0	0	0-0	0
11/7 @ Cle.	1	1	0	0-0	0	0	0-0	0
11/14 @ Jax.	4	2	2	0-0	0	0	0-0	0
11/21 @ Cin.	1	0	1	0-0	0	0	0-0	0
11/28 Jax.	3	2	1	0-0	0	0	0-0	0
12/5 Ten.	2	0	2	0-0	0	0	0-0	0
12/12 @ Pit.	1	0	1	0-0	0	0	0-0	0
12/19 NO	2	1	1	0-0	0	0	0-0	0
12/26 Cin.	5	5	0	0-0	0	0	1-0	0
1/2 @ NE	6	5	1	0-0	0	0	0-0	0
Totals	32	20	12	0-0	2	0	1-0	1

CORNELL BROWN

CORNELL BROWN 90

1998

Game-by-Game Tackles

Ravens

Date/Opp.	TT	Solo	AS	INT	FF	FR	Sacks	PD
9/6 Pit.								
9/13 @ NYJ								
9/20 @ Jax.	2	1	1	0-0	0	0	0-0	0
9/27 Cin.								
10/11 Ten.								
10/18 @ Pit.								
10/25 @ GB								
11/1 Jax.	1	0	1	0-0	0	0	0-0	0
11/8 Oak.	1	0	1	0-0	0	0	0-0	0
11/15 @ SD								
11/22 @ Cin.								
11/29 Ind.								
12/6 @ Ten.								
12/13 Min.	2	2	0	0-0	0	0	0-0	0
12/20 @ Chi.	2	2	0	0-0	0	0	0-0	0
12/27 Det.	2	1	1	0-0	0	0	0-0	0
Totals	10	6	4	0-0	0	0	0-0	0

1997

Game-by-Game Tackles

Ravens

Date/Opp.	TT	Solo	AS	INT	FF	FR	Sacks	PD
8/31 Jax.	0	0	0	0-0	0	0	0-0	0
9/7 Cin.								
9/14 @ NYG								
9/21 @ Ten.	3	1	2	0-0	1	0	5-1	0
9/28 @ SD	2	1	1	0-0	0	0	0-0	0
10/5 Pit.	1	1	0	0-0	0	0	0-0	0
10/19 Mia.	2	2	0	0-0	0	0	0-0	0
10/26 @ Wash.	2	1	1	0-0	0	0	0-0	0
11/2 NYJ	3	3	0	0-0	1	0	0-0	0
11/9 @ Pit.	1	1	0	0-0	0	0	0-0	0
11/16 Phi.	2	1	1	0-0	0	0	0-0	0
11/23 Ari.								
11/30 @ Jax.								
12/7 Sea.								
12/14 Ten.	1	1	0	1-21	0	0	0-0	0
12/21 @ Cin.								
Totals	17	12	5	1-21	2	0	5-1	0

CORNELL BROWN

REGULAR SEASON

Year	TT	Solo	AS	Sacks	FR	FF	INTs.	PD
1997	17	12	5	5-1	0	2	1-21	0
1998	10	6	4	0-0	0	0	0-0	0
1999	32	20	12	1-0	0	2	0-0	1
2000	26	17	9	3-17	0	2	0-0	0
2001				Out of Football				
2002	69	49	20	15-14	0	0	0-0	3
2003	33	19	14	1-5	0	0	0-0	3
Totals	188	123	65	7-47	0	6	1-21	7

SPECIAL TEAMS TACKLES (58): 1997 (8); 1998 (11); 1999 (15); 2000 (9); 2002 (7); 2003 (8)

POSTSEASON

Year	TT	Solo	AS	Sacks	FR	FF	INTs.	PD
2000	1	1	0	0-0	0	0	0-0	0
2003	2	2	0	0-0	0	0	0-0	0
Totals	3	3	0	0-0	0	0	0-0	0

SPECIAL TEAMS TACKLES (2): 2000 (1); 2003 (1)

CORNELL BROWN

DID YOU KNOW?

Cornell Brown ranks 2nd on Virginia Tech's all-time sack list, behind future NFL Hall of Famer DE Bruce Smith. Smith had 46 career sacks and Cornell posted 40...Cornell had his jersey (#58) retired by Virginia Tech on 11/20/02.



ORLANDO BROWN

TACKLE

YEARS IN NFL: 9

HT: 6'7" **WT:** 360

COLLEGE: South Carolina State

HS: Howard D Woodson (Wash., DC)

BORN: 12/12/70, Washington, DC

JOINED RAVENS: Free Agent, 2003

78

GAMES PLAYED/STARTED: 1993 (IR); 1994 (14/8); 1995 (16/16); 1996 (16/16); 1997 (16/16); 1998 (13/13); 1999 (15/15); (2000-02, out of football); (2003, 16/13) **Totals: 106/97**

Playoffs (1994, 2/2); (2003, 1/1) **Total 3/3**

TRANSACTIONS: Re-signed to a contract extension with the Ravens on 3/17/04...Signed with the Baltimore Ravens on 3/18/03...Terminated (vested veteran) by the Browns on 9/19/00...Signed by Cleveland as an unrestricted free agent 2/17/99...Franchise moved to Baltimore in 1996...Signed by Cleveland as a free agent 7/19/95...Signed by Cleveland as a free agent 2/28/94...Placed on injured reserve on 8/30/93 with a shoulder injury for his rookie season...Originally signed with Cleveland as a free agent on 5/13/93.

PRO: One of the most physically-imposing players in the NFL who plays with a mauling, physical style and excels at run blocking...Returned to the Ravens in 2003 to play in all 16 games, starting 13 at RT after being out of football for 3 years due to an eye injury suffered in 1999...He also started in the Ravens' Wild Card matchup vs. Ten. ...Was an integral part of an offensive line that helped Jamal Lewis set a franchise-record with 2,066 rushing yards, the 2nd most rushing yards in NFL history (Eric Dickerson - 2,105 in 1984)...Regarded as one of the best RTs in the league, until he missed 3 seasons (2000-02) due to an eye injury suffered during week 15 of the 1999 season (12/19/99 vs. Jax.)...Started 1st NFL game at RT vs. New England (11/6/94) and was a member of the offensive line that established a Cleveland Browns franchise record with only 14 sacks allowed during the 1994 season.

2003: (with Baltimore) Saw action in all 16 regular season games, starting 13 at RT...Also started in the Ravens postseason game...Was an integral part of an OL that helped Jamal Lewis set a franchise-record with 2,066 rushing yards, the 2nd most rushing yards in NFL history (Eric Dickerson - 2,105 in 1984)...**2003**

SEASON HIGHLIGHTS: Started at RT and helped to open holes, allowing the Ravens to rush for 276 yards, including 205 by Jamal Lewis in the 35-0 victory in **game 15 at Cle. (12/21)**...Became the 1st 2-way starter in Ravens history, as he started at RT and DT as the Ravens' 1st defensive play was a goal-line set in **game 14 at Oak. (12/14)**...Started at RT and helped protect Anthony Wright, allowing him to throw for a career-high 319 yards and 4 TDs in a spectacular 44-41 OT come-from-behind victory in **game 11 vs. Sea. (11/23)**...Started and **played in his 100th-career game** at RT and helped open holes for the Ravens to rush for 118 yards in **game 10 at Mia. (11/16)**...Started his 1st game in 4 years at RT and helped to open holes allowing the Ravens to run for 202 yards in **game 4 vs. KC (9/28)**...The game against the Chiefs marked the 3rd-consecutive game the Ravens rushed for 150+ yards, including 115 yards for Jamal Lewis...Subbed at RT and helped open holes, allowing Jamal Lewis to rush for an NFL record 295 yards and 2 TDs in **game 2 vs. Cle. (9/14)**.

2000-2002: Out of football due to an eye injury suffered in 1999.

1999: (with Cleveland) Saw action and started 15 games...**1999 SEASON HIGHLIGHTS:** Was suspended indefinitely by the NFL, including **game 16 vs. Ind. (12/26)**...Started at RT and left the game in the second quarter for conduct with an official after being struck in the eye with a weighted penalty flag in **game 15 vs. Jax. (12/19)**.

1998: (with Baltimore) Named one of the NFL's toughest players by *Pro Football Weekly*...Started 13 regular-season games...Missed the final 3 games of the season with an ankle injury suffered at Tennessee on 12/6...Snapped a 69-game starting streak, the longest on the team...**1998 SEASON**



OFF THE FIELD

Orlando participated in the Ravens' Spring Football Festival last year by signing autographs and speaking at fan forums.

ORLANDO BROWN 78

HIGHLIGHTS: Started team-high 68th straight game in 38-31 win in **game 12 vs. Ind. (11/29)**, and helped pave the way for Priest Holmes' 103-yard rushing performance...Line did not permit a sack, as the offense matched a then-franchise record with 38 points, including 25 in the second half...Started at RT in 20-13 win in **game 11 at Cin. (11/22)**, as Priest Holmes rushed for a then-team-record 227 yards, and the offense set a team mark with 247 rushing yards and permitted just 1 sack.

1997: (with Baltimore) Started all 16 games at RT, and served as the team captain for an offense that achieved a top 10 ranking in 4 offensive categories...**1997 SEASON HIGHLIGHTS:** *Made 50th-career regular-season start in game 10 at Pit. (11/9)*...Earned the game ball from coaches in a 23-10 win in **game 2 vs. Cin. (9/7)**, as Baltimore gained 146 yards rushing and the line permitted just 1 sack.

1996: (with Baltimore) Started all 16 regular-season games at RT...Named a team captain for the Ravens' 2nd-ranked passing attack...Helped pave the way for the team's 4.2-yard rushing average (7th in NFL)...**1996 SEASON HIGHLIGHTS:** Started at RT despite a sore knee and foot in **game 9 vs. Cin. (11/3)**, and did not permit a sack...Started at RT in **game 8 vs. STL. (10/27)**, but re-aggravated knee and foot injury and did not return...Started at RT in **game 5 vs. NE (10/6)**, as offense rolled up 463 yards.

"His passion and love of the game are terrific. That's what his life is about. Like any player who has had something taken away, and now it's back, there's a higher sense of ownership about it. He's one of the main reasons we run the ball so well. We love his toughness."


-Brian Billick on Orlando Brown

1995: (with Cleveland) Started all 16 regular-season games at RT for the Browns...Line did not allow a sack in 2 games, **game 15 vs. Cin. 12/17** and **game 12 vs. Pit. 11/26**, and gave up only 32 sacks on the season (tied for 10th lowest in the league) after allowing only 14 sacks in 1994...**1995 SEASON HIGHLIGHTS:** Started at RT in **game 11 vs. GB (11/19)**, and held Reggie White to a coverage sack and 3 stops...Started at RT and won game ball in 29-26 OT win in **game 8 at Cin. (10/29)**, as the Browns rolled up 480 net yards, 179 on the ground...Earned game ball for effort vs. Neil Smith, who was held to 3 tackles, in the Browns' 35-17 win in **game 4 vs. KC (9/24)**.

1994: (with Cleveland) Started final 8 regular-season games at RT...After Brown entered the starting lineup, Cleveland averaged 116 rushing yards per game (averaged 91 rushing yards per game in first 8 games)...Offensive line set a team record with only 14 sacks allowed...Started both playoff games...**1994 SEASON HIGHLIGHTS:** Started in 34-10 win in **game 12 vs. Hou. (11/27)**, as Browns rolled up 343 yards of offense, 144 yards rushing and 4 TDs...**Made 1st NFL start** at RT for Gene Williams (ribs) as Browns notched a season-high 148 yards rushing in 13-6 win in **game 9 vs. NE (11/6)**...Earned game ball for his performance in 11-8 win in **game 6 at Hou. (10/13)**, as he replaced injured Williams (ribs) in the first half.

1993: (with Cleveland) Spent the entire season on injured reserve with a shoulder injury.

COLLEGE, PERSONAL: Elected to South Carolina State's Hall of Fame in April 1998...Transferred to South Carolina State from Central State (Ohio) in 1989...Full-time starter as a senior in 1992, earning 1st-team All-MEAC honors and Black College All-America honors...Moved to offensive (LT) side of the ball to take advantage of size and played in 8 games in 1991 as a junior...Played in 10 games as a sophomore at defensive tackle...His mother, Catherine, was teaching mythology class at a Washington, DC junior HS and nicknamed him 'Zeus' even before he was born. (Little did she know that he would be 6'7" and 350 lbs.)...Turned down promise of a \$400,000 annual salary with the World Wrestling Federation to play in the NFL...Majored in criminal justice at South Carolina State...Talks to children about the importance of staying in school and anti-drug & alcohol messages...Attended Howard D. Woodson (Washington, DC) HS...Earned 1st-Team high school All-Metro selection, plus All-America honors from the George Michael Sports Machine...Orlando has 3 sons: Orlando Jr., 8, who weighed 50 pounds at age 1, Justin Wallace, 6, and Braxton, 3...Full name: Orlando Claude Brown.



DALE CARTER
CORNERBACK
 YEARS IN NFL: 12
 HT: 6'1 WT: 194
 COLLEGE: Tennessee
 HS: Newton County (Covington, GA)
 BORN: 11/28/69, Covington, GA
 JOINED RAVENS: Free Agent, 2004

22

GAMES PLAYED/STARTED: (1992, 16/9); (1993, 15/11); (1994, 16/16); (1995, 16/14); (1996, 14/14); (1997, 16/15); (1998, 11/9); (1999, 14/14); (2001, 9/8); (2002, 7/7); (2003, 8/8) **TOTAL 142/72**

Playoffs (1997, 1/1); (1995, 1/1); (1994, 1/1); (1992, 1/1) **Total 4/4**

TRANSACTIONS: Dale Carter was signed by the Baltimore Ravens as a free agent on 6/3/04...Contract terminated (vested veteran) by the New Orleans Saints on 3/16/04...Reinstated by the NFL on 11/4/02...Suspended by the NFL for violating the league substance abuse policy on 7/19/02...Signed as a free agent by the Saints on 3/12/02...Signed by the Minnesota Vikings on 11/8/01...Released by the Denver Broncos on 11/6/01...Suspended by the NFL for violating the league substance abuse policy on 4/25/00...Signed by the Broncos on 2/19/99...Offer sheet (by the Minnesota Vikings) matched by the Chiefs on 7/19/96...Tendered an offer sheet by the Vikings on 7/12/96...Placed on injured reserve on 1/7/94...Designated as a transition player by the Kansas City Chiefs on 2/25/93...Originally selected by the Chiefs in the 1st round (20th overall) in the 1992 NFL draft.

PRO: Four-time Pro Bowler (1994, '95, '96 and '97)...Carter has elite cover skills, with good size and speed...Brings a veteran savvy to the defensive backfield with his 24 career INTs, which he returned for 256 yards and 1 TD, and 126 career PD...Earned the Pro Football Writers Association NFL Rookie of the Year award in 1992, as well as the *AP*, *Pro Football Weekly* and *College and Pro Football Newsweekly* (co-winner) NFL Defensive Rookie of the Year...Was also named the UPI Rookie of the Year.

2003: (with New Orleans) Started 8 games before being placed in IR with a quad injury...Posted 30 tackles, 2 PD and the 1st sack of his career in 2003...Placed on injured reserve on 12/6...Was inactive due to a left quad injury in **game 12 at Was. (11/30)**...**2003 SEASON HIGHLIGHTS:** Started at LCB and posted 6 tackles (5 solo) in **game 8 vs. Car. (10/26)**...Started at LCB and posted 7 tackles (4 solo) in **game 6 vs. Chicago (10/12)**...Started at LCB and recorded 4 solo tackles, including 1 sack (the 1st of his career) in **game 2 vs. Hou. (9/14)**...Started at LCB and netted 4 solo tackles in the season opener at Sea. (9/7).

2002: (with New Orleans) Started 7 games at LCB after being reinstated by the NFL...Recorded 28 tackles, 1 INT and 9 PD...**2002 SEASON HIGHLIGHTS:** Netted 6 tackles and 3 PD in **game 15 at Cin. (12/22)**...Recorded a season-high 9 tackles in **game 14 vs. Min. (12/15)**...Posted 3 tackles, an INT (which he returned for 25 yards) and 2 PD in **game 11 vs. Cle. (11/24)**.

2001: (with Minnesota) On the roster for 9 games, starting the final 8 at LCB...**2001 SEASON HIGHLIGHTS:** Posted a season-high 3 PD in **game 12 vs. Ten. (12/9)**...Notched a season-high 9 tackles in **game 10 vs. Chi. (11/25)**, games in which both teams were held to under 200 yards passing...Started 1st game as a Viking in **game 9 vs. NYG (11/19)** on Monday Night Football...Signed by Minnesota leading up to **game 8 at Phi. (11/11)** and was inactive for that game.

2000: (with Denver) Placed on reserve/suspended for entire season.

1999: (with Denver) Started at RCB in 14 games in his 1st season with Broncos and finished the season ranked 5th on the team with 73 tackles...Also posted 2 INTs, 1 FF and a team-high 12 PD...Inactive for final 2 games of the season with a right knee injury...**1999 SEASON HIGHLIGHTS:** Notched his 2nd INT of the season in **game 11 vs. Oak. (11/22)**, which he returned 34 yards to set up a Denver FG in a 27-21 OT win...Posted his 1st INT of the season and had 3 PD in **game 6 vs. GB (10/17)**.

DALE CARTER 22

1998: (with Kansas City) Played in 11 games with 9 starts at LCB...Posted 54 tackles (34 solo) and 2 INTs...Inactive for the final 2 games of the season with a recurring forearm injury...**1998 SEASON HIGHLIGHTS:** Returned to action in **game 12 vs. Ari. (11/29)** in a reserve role and had 5 tackles and 1 PD...Inactive in games 9-11 due to a forearm injury suffered in **game 8 vs. NYJ (11/1)**...Started in **game 6 at NE (10/11)** and posted 3 tackles before leaving the game after suffering a sprained right knee...Notched a team-high 10 tackles and 1 PD in the **season opener vs. Oak. (9/6)**.

1997: (with Kansas City) Started 15 of the 16 games he played in and recorded 77 tackles, 2 INTs and 9 PD on his way to earning his 4th consecutive trip to the Pro Bowl and his 3rd-straight trip as a starter...Named 1st-team All-AFC by *Pro Football Weekly* and *Football News*.

1996: (with Kansas City) **Made his 3rd-straight trip to the Pro Bowl** after starting all 14 games in which he played (missed final 2 games with a knee injury)...Led the team with 21 PD along with 3 INTs, 2 FFs and a FR...Ranked 5th on the team with 65 tackles...Named All-Pro by *The Sporting News*, and was 2nd-team All-Pro by *AP* and *Football News*.

1995: (with Kansas City) Played in all 16 games with 14 starts and earned his **2nd-straight Pro Bowl berth**...A 1st-team All-NFL choice by *USA Today* and earned 2nd-team honors from the *AP*...Named 1st-team All-AFC by *Pro Football Weekly*...Led the Chiefs with 4 INTs and led the team for the 4th-straight season with 16 PD...Notched 70 tackles and had 9 special teams stops...**1995 SEASON HIGHLIGHTS:** Posted 4 INTs in a 3-game stretch, getting 1 in **game 9 vs. Was. (11/5)**, 2 in **game 8 vs. Den. (10/22)** and 1 in **game 7 vs. NE (10/15)**.

1994: (with Kansas City) Started all 16 games and earned his **1st Pro Bowl nod** as he ranked 3rd on the team with a **career-high 94 tackles**...Also posted 2 INTs and 15 PD...**1994 SEASON HIGHLIGHTS:** Returned 16 punts for 125 yards (7.8-yard avg.), with a season-long 42-yarder in **game 12 vs. Sea. (11/27)**...Posted an INT in **game 11 vs. Cle. (11/20)** and **game 3 at Atl. (9/18)**.

1993: (with Kansas City) Started 11 of the 15 games he played in and ranked 8th on the team with 58 tackles (43 solo)...Also recorded 12 PD, 1 INT and a FF...Also ranked 6th in the AFC with 27 punt returns for 246 yards (9.1-yard avg.)...Blocked a PAT and had 10 special teams tackles.

1992: (with Kansas City) Played in all 16 games with 9 starts as a rookie...Won the Bert Bell trophy as the NFL Rookie of the Year...Named NFL Rookie of the Year by the *Pro Football Writers of America* and earned NFL Defensive Rookie of the Year honors from the *AP* and *Pro Football Weekly*...Named the UPI Rookie of the Year and named to virtually every All-Rookie team...Ranked 3rd in the AFC with 7 INTs as a rookie...**1992 SEASON HIGHLIGHTS:** Had a career-long 86-yard punt return for a score in **game 11 at Sea. (11/22)**...Scored a TD the 1st time he touched the ball in an NFL game by scoring on a 46-yard punt return in his 1st-career game in the **season opener vs. SD (9/6)**.

COLLEGE, PERSONAL: Played FS and was a KR at Tennessee...Named 1st-team All-America as a senior...Played 2 seasons at Tennessee after transferring from Ellsworth (Iowa) CC...During career with Volunteers, had 108 tackles, 9 INTs and 10 PD, while averaging 27.7 yards on 44 kick returns and 9.9 yards on 53 punt returns...Scored a TD on a kick return and INT return...As a senior, Carter was an honorable mention All-America by the *AP*, Football Writers Association, *Football News* and Walter Camp...An All-SEC choice and a finalist for the Jim Thorpe Award...As a junior was an All-America choice by *The Sporting News* and a 2nd-team choice by the *AP* after leading the Vols' secondary with 50 tackles (41 solo) and 4 INTs...Was twice named 1st-team All-America at Ellsworth CC, setting a school career record with 17 INTs (11 as a freshman)...Returned 6 kicks for scores...He also averaged 13.1 yards on 29 punt returns and recorded 58 tackles (43 solo) and had 5 INTs as a senior...Starred as a WR and KR at Newton County (Covington, GA) HS as he led the team to a 10-1 record as a senior, returning a punt or kickoff for a TD in every contest that year...Brother is former Saints WR Jake Reed.

DID YOU KNOW?

Dale Carter is the only current player in the NFL to score a TD on a punt return, an INT return and as a WR.

DALE CARTER 22

2003

Game-by-Game Tackles

Saints

Date/Opp.	TT	Solo	As	INT	FF	FR	Sacks	PD
9/7 @ Sea.	4	4	0	0-0	0	0	0-0	0
9/14 Hou.	4	4	0	0-0	0	0	1-1	2
9/27 @ Ten.				INACTIVE - LEG				
9/28 Ind.				INACTIVE - LEG				
10/5 @ Car.	3	1	2	0-0	0	0	0-0	0
10/12 Chi.	7	4	3	0-0	0	0	0-0	0
10/19 @ Atl.	3	3	0	0-0	0	0	0-0	0
10/26 Car.	6	5	1	0-0	0	0	0-0	0
11/2 @ TB.	2	1	1	0-0	0	0	0-0	0
11/16 Atl.				INACTIVE - LEG				
11/23 @ Phi.	1	1	0	0-0	0	0	0-0	0
11/30 @ Was.				INACTIVE - LEG				
12/7 TB.				INJURED RESERVE				
12/14 NYG.				INJURED RESERVE				
12/21 @ Jax.				INJURED RESERVE				
12/28 Dal.				INJURED RESERVE				
Totals	30	23	7	0-0	0	0	1-1	2

2001

Game-by-Game Tackles

Vikings

Date/Opp.	TT	Solo	As	INT	FF	FR	Sacks	PD
9/9 Car.				OUT OF FOOTBALL				
9/23 @ Chi.				OUT OF FOOTBALL				
9/30 TB.				OUT OF FOOTBALL				
10/7 @ NO.				OUT OF FOOTBALL				
10/14 Det.				OUT OF FOOTBALL				
10/21 GB.				OUT OF FOOTBALL				
10/28 @ TB.				OUT OF FOOTBALL				
11/11 @ Phi.				INACTIVE				
11/19 NYG.	2	1	1	0-0	0	0	0-0	1
11/25 Chi.	9	7	2	0-0	0	0	0-0	1
12/2 @ Pit.	9	6	3	0-0	0	0	0-0	0
12/9 Ten.	6	6	0	0-0	0	0	0-0	3
12/16 @ Det.	2	1	1	0-0	0	0	0-0	0
12/23 Jax.	4	2	2	0-0	0	0	0-0	1
12/30 @ GB.	3	3	0	0-0	0	0	0-0	0
1/7 @ Bal.	2	1	1	0-0	0	0	0-0	0
Totals	37	27	10	0-0	0	0	0-0	6

1998

Game-by-Game Tackles

Chiefs

Date/Opp.	TT	Solo	As	INT	FF	FR	Sacks	PD
9/6 Oak.	10	8	2	0-0	0	0	0-0	1
9/13 @ Jax.	2	1	1	0-0	0	0	0-0	0
9/20 SD.	6	2	4	1-23	0	0	0-0	1
9/27 @ Phi.	7	2	5	0-0	0	0	0-0	3
10/4 Sea.	4	2	2	1-0	1	0	0-0	1
10/11 @ NE.	3	3	0	0-0	0	0	0-0	0
10/26 Pit.	4	4	0	0-0	0	0	0-0	0
11/1 NYJ.	0	0	0	0-0	0	0	0-0	1
11/8 @ Sea.				INACTIVE - FOREARM				
11/16 Den.				INACTIVE - FOREARM				
11/22 @ SD.				INACTIVE - FOREARM				
11/29 Ari.	5	4	1	0-0	0	0	0-0	1
12/6 @ Den.	6	5	1	0-0	0	0	0-0	0
12/13 Dal.	7	3	4	0-0	0	0	0-0	1
12/20 @ NYG.				INACTIVE - FOREARM				
12/26 @ Oak.				INACTIVE - FOREARM				
Totals	54	34	20	2-23	1	0	0-0	9

2002

Game-by-Game Tackles

Saints

Date/Opp.	TT	Solo	As	INT	FF	FR	Sacks	PD
9/8 @ TB.				SUSPENDED				
9/15 GB.				SUSPENDED				
9/22 @ Chi.				SUSPENDED				
9/29 @ Det.				SUSPENDED				
10/6 Pit.				SUSPENDED				
10/13 @ Was.				SUSPENDED				
10/20 SF.				SUSPENDED				
10/27 Atl.				SUSPENDED				
11/10 @ Car.	2	2	0	0-0	0	0	0-0	3
11/17 @ Atl.	2	2	0	0-0	0	0	0-0	0
11/24 Cle.	5	5	0	1-25	0	0	0-0	3
12/1 TB.	5	4	1	0-0	0	0	0-0	1
12/8 @ Bal.				INACTIVE - SHOULDER				
12/15 Min.	9	8	1	0-0	0	0	0-0	0
12/22 @ Cin.	5	4	1	0-0	0	0	0-0	2
12/29 Car.	0	0	0	0-0	0	0	0-0	0
Totals	28	25	3	1-25	0	0	0-0	9

1999

Game-by-Game Tackles

Broncos

Date/Opp.	TT	Solo	As	INT	FF	FR	Sacks	PD
9/13 Mia.	5	3	2	0-0	0	0	0-0	0
9/19 @ KC.	7	6	1	0-0	0	0	0-0	0
9/26 @ TB.	6	5	1	0-0	0	0	0-0	0
10/3 NYJ.	5	3	2	0-0	0	0	0-0	1
10/10 @ Oak.	5	5	0	0-0	0	0	0-0	1
10/17 GB.	3	3	0	1-14	0	0	0-0	3
10/24 @ NE.	6	5	1	0-0	0	0	0-0	1
10/31 Min.	4	2	2	0-0	0	0	0-0	0
11/7 @ SD.	4	4	0	0-0	1	0	0-0	1
11/14 @ Sea.	7	6	1	0-0	0	0	0-0	0
11/22 @ Oak.	3	1	2	1-34	0	0	0-0	1
12/5 KC.	6	4	2	0-0	0	0	0-0	2
12/13 @ Jax.	4	4	0	0-0	0	0	0-0	2
12/19 Sea.	8	6	2	0-0	0	0	0-0	0
12/25 @ Det.				INACTIVE - KNEE				
1/2 SD.				INACTIVE - KNEE				
Totals	73	57	16	2-48	1	0	0	12

1997

Game-by-Game Tackles

Chiefs

Date/Opp.	TT	Solo	As	INT	FF	FR	Sacks	PD
8/31 @ Den.	4	3	1	0-0	0	0	0-0	2
9/8 @ Oak.	4	2	2	1-9	0	0	0-0	0
9/14 Buf.	3	1	2	0-0	0	0	0-0	0
9/21 @ Car.	8	6	2	0-0	0	0	0-0	3
9/28 Sea.	7	4	3	0-0	0	0	0-0	0
10/5 @ Mia.	6	3	3	0-0	0	0	0-0	0
10/16 SD.	5	4	1	0-0	0	0	0-0	2
10/26 @ STL.	2	2	0	0-0	0	0	0-0	0
11/3 Pit.	4	4	0	0-0	0	0	0-0	0
11/9 @ Jax.	2	2	0	0-0	0	0	0-0	0
11/16 Den.	5	5	0	0-0	0	0	0-0	0
11/23 @ Sea.	7	6	1	0-0	0	0	0-0	0
11/30 SF.	5	4	1	1-0	0	0	0-0	1
12/7 Oak.	6	4	2	0-0	0	0	0-0	0
12/14 @ SD.	7	4	3	0-0	0	0	0-0	1
12/21 NO.	2	1	1	0-0	0	0	0-0	0
Totals	77	55	22	2-9	0	0	0-0	9
Playoffs								
1/4 Den.	0	0	0	0-0	0	0	0-0	0
Totals	0	0	0	0-0	0	0	0-0	0

DALE CARTER

DALE CARTER 22

1996

Game-by-Game Tackles

Chiefs

Date/Opp.	TT	Solo	As	INT	FF	FR	Sacks	PD
9/1 @ Hou.	6	4	2	1-17	0	0	0-0	3
9/8 Oak.	6	5	1	0-0	0	0	0-0	2
9/15 @ Sea.	7	6	1	0-0	0	0	0-0	1
9/22 Den.	5	5	0	1-0	0	0	0-0	1
9/29 @ SD	2	1	1	0-0	0	0	0-0	3
10/7 Pit.	8	8	0	1-0	1	1	0-0	1
10/17 Sea.	4	3	1	0-0	0	0	0-0	0
10/27 @ Den.	3	3	0	0-0	0	0	0-0	0
11/3 @ Min.	3	2	1	0-0	0	0	0-0	3
11/10 GB	5	3	2	0-0	1	0	0-0	2
11/17 Chi.	4	4	0	0-0	0	0	0-0	1
11/24 SD	5	4	1	0-0	0	0	0-0	2
11/28 @ Det.	6	6	0	0-0	0	0	0-0	1
12/9 @ Oak.	1	1	0	0-0	0	0	0-0	1
12/15 Ind.	INACTIVE - KNEE							
12/22 @ Buf.	INACTIVE - KNEE							
Totals	65	55	10	3-17	2	1	0-0	21

1994

Game-by-Game Tackles

Chiefs

Date/Opp.	TT	Solo	As	INT	FF	FR	Sacks	PD
9/4 @ NO	10	5	5	0-0	0	0	0-0	3
9/11 SF	6	5	1	0-0	0	0	0-0	1
9/18 @ Atl.	14	7	7	1-24	0	0	0-0	3
9/25 LA Rams	3	2	1	0-0	0	0	0-0	0
10/9 @ SD	7	5	2	0-0	0	0	0-0	0
10/17 @ Den.	5	2	3	0-0	0	0	0-0	1
10/23 Sea.	3	2	1	0-0	0	0	0-0	0
10/30 @ Buf.	2	2	0	0-0	0	0	0-0	2
11/6 LA Rai.	6	3	3	0-0	0	0	0-0	2
11/13 SD	4	4	0	0-0	0	0	0-0	2
11/20 Cle.	5	2	3	1-0	0	0	0-0	0
11/27 @ Sea.	4	2	2	0-0	0	0	0-0	0
12/4 Den.	5	1	4	0-0	0	0	0-0	0
12/12 @ Mia.	7	2	5	0-0	0	0	0-0	1
12/18 Hou.	11	5	6	0-0	1	0	0-0	0
12/24 @ LA Rai.	2	1	1	0-0	0	0	0-0	0
Totals	94	50	44	2-24	1	0	0-0	15
Playoffs								
12/31 @ Mia.	5	5	0	0-0	0	0	0-0	0
Totals	5	5	0	0-0	0	0	0-0	0

1992

Game-by-Game Tackles

Chiefs

Date/Opp.	TT	Solo	As	INT	FF	FR	Sacks	PD
9/6 @ SD	1	1	0	1-3	0	0	0-0	1
9/13 Sea.	1	1	0	0-0	0	0	0-0	1
9/20 @ Hou.	8	4	4	0-0	0	0	0-0	0
9/28 LA Rai.	1	1	0	0-0	0	0	0-0	1
10/4 @ Den.	2	2	0	0-0	0	0	0-0	1
10/11 Phi.	2	1	1	1-0	0	0	0-0	0
10/18 @ Dal.	2	1	1	1-10	0	0	0-0	2
10/25 Pit.	4	4	0	0-0	0	0	0-0	0
11/8 SD	7	5	2	1-0	0	0	0-0	0
11/15 Was.	3	3	0	0-0	0	0	0-0	1
11/22 @ Sea.	2	0	2	1-0	0	0	0-0	2
11/28 @ NYJ	7	4	3	0-0	0	0	0-0	0
12/6 @ LA Rai.	5	5	0	1-16	0	0	0-0	2
12/13 NE	5	5	0	0-0	0	0	0-0	2
12/19 @ NYG	4	1	3	0-0	0	0	0-0	1
12/27 Den.	1	1	0	1-38	0	0	0-0	1
Totals	55	39	16	7-65	0	0	0-0	15
Playoffs								
1/2 SD	1	1	0	0-0	0	0	0-0	0
Totals	1	1	0	0-0	0	0	0-0	0

1995

Game-by-Game Tackles

Chiefs

Date/Opp.	TT	Solo	As	INT	FF	FR	Sacks	PD
9/3 @ Sea.	4	4	0	0-0	0	0	0-0	1
9/10 NYG	2	1	1	0-0	0	0	0-0	1
9/17 Oak.	4	4	0	0-0	0	0	0-0	0
9/24 @ Cle.	8	7	1	0-0	0	0	0-0	1
10/1 @ Ari.	8	3	5	0-0	0	0	0-0	1
10/9 SD	4	3	1	0-0	0	0	0-0	2
10/15 NE	4	3	1	1-16	0	0	0-0	1
10/22 @ Den.	3	2	1	2-29	0	0	0-0	2
11/5 Was.	3	2	1	1-0	0	0	0-0	1
11/12 @ SD	4	4	0	0-0	0	0	0-0	1
11/19 Hou.	1	1	0	0-0	0	0	0-0	1
11/23 @ Dal.	8	6	2	0-0	0	0	0-0	1
12/3 @ Oak.	5	3	2	0-0	0	0	0-0	0
12/11 @ Mia.	6	6	0	0-0	0	0	0-0	1
12/17 Den.	1	1	0	0-0	0	0	0-0	0
12/24 Sea.	5	4	1	0-0	0	0	0-0	2
Totals	70	54	16	4-45	0	0	0-0	16
Playoffs								
1/7 Ind.	1	1	0	0-0	0	0	0-0	1
Totals	1	1	0	0-0	0	0	0-0	1

1993

Game-by-Game Tackles

Chiefs

Date/Opp.	TT	Solo	As	INT	FF	FR	Sacks	PD
9/5 @ TB	7	6	1	0-0	0	0	0-0	2
9/12 @ Hou.	6	5	1	0-0	0	0	0-0	0
9/20 Den.	3	2	1	0-0	0	0	0-0	1
10/3 LA Rai.	1	1	0	0-0	0	0	0-0	1
10/10 Cin.	1	0	1	0-0	0	0	0-0	1
10/17 @ SD	9	7	2	0-0	0	0	0-0	1
10/31 @ Mia.	8	4	4	0-0	1	0	0-0	0
11/8 GB	6	3	3	0-0	0	0	0-0	1
11/14 @ LA Rai.	5	5	0	0-0	0	0	0-0	1
11/21 Chi.	3	2	1	0-0	0	0	0-0	0
11/28 Buf.	3	3	0	1-0	0	0	0-0	2
12/5 @ Sea.	1	1	0	0-0	0	0	0-0	0
12/12 @ Den.	2	2	0	0-0	0	0	0-0	0
12/19 SD	1	1	0	0-0	0	0	0-0	0
12/26 @ Min.	2	1	1	0-0	0	0	0-0	2
1/2 Sea.	INJURED RESERVE - FOREARM							
Totals	58	43	15	1-0	1	0	0-0	12
Playoffs								
1/8 Pit.	INJURED RESERVE - FOREARM							
1/16 @ Hou.	INJURED RESERVE - FOREARM							
1/23 @ Buf.	INJURED RESERVE - FOREARM							
Totals	0	0	0	0	0	0	0	0



DALE CARTER

DALE CARTER 22

REGULAR SEASON

Year	TT	Solo	AS	INTs	FR	FF	TDs	Sacks	PD
<i>Kansas City</i>									
1992	55	39	16	7-65	0	0	0	0-0	15
1993	58	43	15	1-0	0	1	0	0-0	12
1994	94	50	44	2-24	0	1	0	0-0	15
1995	70	54	16	4-45	1	0	0	0-0	16
1996	65	55	10	3-17	1	2	0	0-0	21
1997	77	55	22	2-9	0	0	0	0-0	9
1998	54	34	20	2-23	0	1	0	0-0	9
Totals	473	330	143	21-183	2	5	0	0-0	97
<i>Denver</i>									
1999	73	57	16	2-48	0	1	0	0-0	12
2000				reserve/suspended					
Totals	73	57	16	2-48	0	1	0	0-0	12
<i>Minnesota</i>									
2001	37	27	10	0-0	0	0	0	0-0	6
Totals	37	27	10	0-0	0	0	0	0-0	6
<i>New Orleans</i>									
2002	28	25	3	1-25	0	0	0	0-0	9
2003	30	23	7	0-0	0	0	0	1-1	2
Totals	58	48	10	1-25	0	0	0	1-1	11
Career	641	462	179	24-256	2	6	0	1-1	126

POSTSEASON

Year	TT	Solo	AS	INTs	FR	FF	TDs	Sacks	PD
<i>Kansas City</i>									
1992	1	1	0	0-0	0	0	0	0-0	0
1994	5	5	0	0-0	0	0	0	0-0	0
1995	1	1	0	0-0	0	0	0	0-0	1
1997	0	0	0	0-0	0	0	0	0-0	0
Totals	7	7	0	0-0	0	0	0	0-0	1

DALE CARTER



RAVENS PRONUNCIATION GUIDE

Kyle BollerBOWL-er
 Marques DouglasMAR-cuss
 Dwan Edwardsda-WAHN
 Aubrayo Franklinah-BRAY
 Edgerton HartwellED-gur-ton
 Javin HunterJAVE-in
 Maake Kemoeatuma-AH-kay
key-moy-AH-too
 Joe Maesemy-ES-say
 Ovie MughelliOH-vee
mah-HAY-lee
 Don Muhlbach MULE-bock

Edwin Mulitalomoo-lee-TAHL-oh
 Tony PashosPAHH-shos
 Casey RabachRAH-bock
 Brandon RagerRAY-gur
 Dave RevillREH-vul (like devil)
 Alan RicardREE-card
 Brian RimpfRIMF
 Musa SmithMOO-sah
 Adalius Thomasah-DAY-lus
 Dave ZastudilZAST-tuh-dill
 Matt ZielinskiZUH-lin-ski



DAMION COOK
GUARD/CENTER

YEARS IN NFL: 3
HT: 6'5" **WT:** 330
COLLEGE: Bethune-Cookman
HS: Heritage (Ft. Lauderdale, FL)
BORN: 4/16/79, Nashville, TN
JOINED RAVENS: Free Agent, 2002

72

GAMES PLAYED/STARTED: (2002, 3/0); (2003, 1/0) **Total 4/0**

TRANSACTIONS: Re-signed by the Baltimore Ravens on 5/17/04...Signed by the Ravens off the Miami Dolphins' practice squad on 9/23/02...Signed to the Miami Dolphins' practice squad on 9/10/02...Waived by the Chicago Bears on 9/1/02...Signed by the Bears off the Ravens' practice squad on 9/28/01...Originally signed as a rookie free agent by the Ravens on 4/27/01.


PRO: Strong athlete with good quickness and technique...Played in 1 game on special teams in 2003...Saw action in 3 games on special teams in 2002...Gained on-field experience during the 2001 offseason as the starting LT for the Barcelona Dragons of NFL Europe...Spent the final 14 games of his rookie season on the Bears' roster.

2003: (with Baltimore) Saw action on special teams in 1 game for the Ravens...**2003 SEASON HIGHLIGHTS:** Saw action on special teams in **game 3** at SD (9/21).

2002: (with Baltimore) Saw action in 3 games on special teams in 2002...**2002 SEASON HIGHLIGHTS:** Subbed in **game 9** vs. Cin. (11/10)...Played on special teams in 17-10 victory in **game 6** vs. Jax (10/20)...Saw his **1st NFL action** in 22-20 loss in **game 5** at Ind. (10/13).

2001: (with Chicago) Was on the active roster for final 14 games, and playoff game with the Bears, but did not see any action.

COLLEGE, PERSONAL: Started 30 of 32 games over his final 3 seasons at Bethune-Cookman...Finished his career with 81 tackles, 10 sacks and 2 FRs...Started 10 games and posted 31 tackles, 3.5 sacks and 1 FR as a senior...Started all 11 games as a junior in 1999, and had 31 tackles and 3.5 sacks...Started all 11 games as a sophomore, finishing with 24 tackles and 3 sacks...Played in all 11 games as a freshman, playing mostly on special teams...Majored in hospitality management...Graduated from American Heritage (Ft. Lauderdale, FL) HS...First-team All-Broward County selection...Damion, Gary Baxter, Javin Hunter and Randy Hymes spread holiday cheer to the children at the Big Brothers, Big Sisters holiday event at M&T Bank Stadium...The players signed autographs and mingled with the children from the mentoring program during the event...Born 4/16/79 in Nashville, TN...Full Name: Damion Lamar Cook.



OFF THE FIELD

Damion, along with 5 Ravens teammates, instructed 150 children on football fundamentals at the Gatorade Jr. Training Camp held at Clarence Du Burns Arena last season.

RAVENS TOP 10 MARGINS OF VICTORY

POINTS	OPPONENT	DATE	SCORE
38	vs. San Francisco	11/30/04	44-6
37	vs. Cincinnati	9/24/00	37-0
37	vs. Cleveland	11/26/00	44-7
35	vs. at Cleveland	12/21/04	35-0
32	at Cleveland	11/7/99	41-9
27	vs. Dallas	11/19/00	27-0
27	vs. Tennessee	12/6/99	41-14
26	at Tennessee	9/21/97	36-10
23	vs. New Orleans	12/19/99	31-8
22	vs. Cincinnati	12/26/99	22-0

WILL DEMPS**SAFETY**

YEARS IN NFL: 3
HT: 6'0" **WT:** 205
COLLEGE: San Diego State
HS: Highland (Palmdale, CA)
BORN: 11/7/79, Charleston, CA
JOINED RAVENS: Free Agent, 2002

47

GAMES PLAYED/STARTED: (2002, 14/10); (2003, 16/9) **Total 30/19**

Playoffs (2003, 1/1) **Total 1/1**

TRANSACTIONS: Re-signed with the Baltimore Ravens on 6/2/04...signed with the Ravens as a rookie free agent on 4/25/02.

PRO: A fierce competitor with superior ball-hawking ability who has played in 30 regular season games...Demps has started 19 games in his 2 seasons with the Ravens after coming out of nowhere as a rookie free agent in 2002...Started his 1st-career postseason game in 2003 and provided a memorable play as he picked off Steve McNair and returned it a *postseason franchise-record 56 yards for a TD*...Saw action in all 16 regular season games, starting 9 in 2003 and recorded 59 tackles, 11 PD, 2 INTs and 1 FF...Played in 14 games, starting 10 in 2002...Tough competitor, with good instincts...Rangy S who is always around the ball...Posted 64 tackles (51 solo), 7 PD, 1 sack, 1 FF and 1 INT as a rookie...Also had 6 special teams tackles.

2003: Saw action in all 16 regular season games, starting 9 in 2003 and recorded 59 tackles, 11 PD, 2 INTs and 1 FF...Started his 1st-career postseason game in 2003 and provided a memorable play as he picked off Steve McNair and returned it a *postseason franchise-record 56 yards for a TD*...**2003 SEASON HIGHLIGHTS:** Posted 8 tackles (7 solo), 1 PD and an INT, which he returned a *postseason franchise-record 56 yards for a TD* in the Wild Card loss vs. Ten. (1/3/04)...Started at FS and recorded 4 tackles, 2 PD and recorded his 1st INT of the season as the Ravens' defense held the 49ers to 158 yards passing and forced 4 INTs in game 12 vs. SF (11/30)...Started at FS as the defense limited the league's No. 1-rated offense to just 121 yards in game 9 at STL (11/9), posting 4 solo tackles, including 1 TFL and 1 PD against the Rams.

2002: Saw action in 14 games, starting 10, after making the team as a rookie free agent...Garnered 69 tackles (56 solo), 1 sack (-2 yards), 1 FF and 7 PD, including a *game-saving INT vs. Jax. (10/20)*...Also posted 6 special teams tackles...**2002 SEASON HIGHLIGHTS:** Started at FS in week 6 vs. Jax. (10/20)...*Led the team with a career-high 11 tackles (9 solo)* and had 2 PD...*Also recorded his 1st-career INT*, with 3 seconds remaining in the game, on the Ravens' goal line to seal the victory...Started at FS in game 3 vs. Den. (9/30) on Monday Night Football in his *professional debut* and had 8 tackles, 2 PD and 2 special teams tackles...Was inactive in game 2 against TB (9/15) and for game 1 at Car. (9/8) due to a dislocated elbow suffered in the preseason finale.

COLLEGE, PERSONAL: Former walk-on who was a 2-year starter at S...Two-time All-Mountain West 1st-team selection...Recorded 229 career tackles (135 solo), including 15 TFL, 9 PD and 5 INTs...Started all 11 games at SS as a senior...Earned 2nd consecutive 1st-team All-Mountain West honors...Posted 92 tackles, including a career-high 59 solo...Also recorded 3 PD and 2 INTs...Started all 11 games at SS as a junior...Earned 1st-team All-Mountain West honors...Finished 2nd on team and 6th in Mountain West with 97 tackles (51 solo)...Also had a career-high 5 PD and 2 INTs...Also led Aztecs with 15 TFL (-30 yards)...Opened season with 15 tackles (10 solo), including 3 TFL, earning MWC Player-of-the Week...Posted 40 tackles (25 solo) and 1 INT as a sophomore...Recorded 1st-career INT and returned it 73 yards for a TD vs. Wyoming...Also had 5 tackles, including 1 TFL vs.

OFF THE FIELD

Will, along with Ravens teammates, gave an inspirational message to high school students as part of the Ravens R.I.S.E. program. The players discussed the 4 areas of the program: Realize, Improve, Share and Expand their talents.

WILLODEMP.COM • WILLODEMP.COM • WILLODEMP.COM • WILLODEMP.COM • WILLODEMP.COM • WILLODEMP.COM

WILL DEMPS 47

the Cowboys...Played primarily on special teams as a redshirt freshman...Majorred in information decision systems...All-Conference football and basketball player at Highland (Palmdale, CA) HS...Ran for 600 yards on 60 carries and had nearly 700 yards receiving as senior...Also had 8 INTs and 4 punts for TDs...During the 2002 season, Demps participated in several Gatorade Jr. Training Camps, which helped teach the fundamentals of football to boys and girls between the ages of 7 and 14...He visited sick children at the University of Maryland Medicine's Children's Hospital and also provided a financial donation to the hospital...During the Ravens' Spring Football Festival, Will signed autographs for fans and participated in fan forums...He, along with Terry Jones, served as a coach for KIPPS at the Greenspring Middle School basketball fundraiser May 2003...He was also the recipient of the Ravens Nest #3 1st annual Baltimore Ravens 110% Effort Award for 2003...The award is given to the player who shows tremendous effort on the field and in the community...Will, along with other Ravens players worked with the students in the Fresh Start program, assisting with various carpentry activities in the Living Classrooms program...Students produced a line of outdoor furniture, boats and custom projects...They also helped students focus on developing professional and interpersonal skills that will help them in their careers and other future endeavors...Has a website: willdemps.com...Full Name: Will Henry Demps Jr.

2003

Game-by-Game Tackles

Ravens

Date/Opp.	TT	Solo	AS	INT	FF	FR	Sacks	PD
9/7 at Pit.	3	2	1	0-0	0	0	0-0	0
9/14 vs. Cle.	6	2	4	0-0	1	0	0-0	1
9/21 at SD	8	7	1	0-0	0	0	0-0	2
9/28 vs. KC	1	0	1	0-0	0	0	0-0	0
10/12 at Ari.	SAW ACTION ON SPECIAL TEAMS							
10/19 at Cin.	0	0	0	0-0	0	0	0-0	0
10/26 vs. Den.	5	4	1	0-0	0	0	0-0	0
11/2 vs. Jax.	8	5	3	0-0	0	0	0-0	1
11/9 at STL	4	4	0	0-0	0	0	0-0	1
11/16 at Mia.	2	1	1	0-0	0	0	0-0	0
11/23 vs. Sea.	3	2	1	0-0	0	0	0-0	1
11/30 vs. SF	4	1	3	1-3	0	0	0-0	2
12/7 vs. Cin.	5	4	1	1-56	0	0	0-0	1
12/14 at Oak.	4	4	0	0-0	0	0	0-0	0
12/21 at Cle.	3	2	1	0-0	0	0	0-0	2
12/28 vs. Pit.	3	3	0	0-0	0	0	0-0	0
Totals	59	41	18	2-57	1	0	0-0	11

Playoffs

1/3/04 vs. Ten.	8	7	1	1-56	0	0	0-0	1
Totals	8	7	1	1-56	0	0	0-0	1

2002

Game-by-Game Tackles

Ravens

Date/Opp.	TT	Solo	AS	INT	FF	FR	Sacks	PD
9/8 @ Car.	INACTIVE - ELBOW							
9/15 vs. TB	INACTIVE - ELBOW							
9/30 vs. Den.	8	6	2	0-0	0	0	0-0	2
10/6 @ Cle.	6	6	0	0-0	0	0	0-0	1
10/13 @ Ind.	6	5	1	0-0	1	0	1-2	0
10/20 vs. Jax.	11	9	2	1-18	0	0	0-0	2
10/27 vs. Pit.	5	4	1	0-0	0	0	0-0	0
11/3 @ Atl.	4	2	2	0-0	0	0	0-0	0
11/10 vs. Cin.	9	7	2	0-0	0	0	0-0	0
11/17 @ Mia.	5	4	1	0-0	0	0	0-0	0
11/24 vs. Ten.	6	6	0	0-0	0	0	0-0	1
12/1 @ Cin.	4	3	1	0-0	0	0	0-0	0
12/8 vs. NO	0	0	0	0-0	0	0	0-0	0
12/15 @ Hou.	2	1	1	0-0	0	0	0-0	0
12/22 vs. Cle.	3	3	0	0-0	0	0	0-0	1
12/29 @ Pit.	0	0	0	0-0	0	0	0-0	0
Totals	69	56	13	1-18	1	0	1-2	7

WILL DEMPS

REGULAR SEASON...

Year	TT	Solo	AS	INTs	FR	FF	TDs	Sacks	PD
2002	69	56	13	1-18	0	1	0	1-2	7
2003	59	41	18	2-57	0	1	0	0-0	11
Totals	128	97	31	3-75	0	2	0	1-2	18


SPECIAL TEAMS TACKLES (15): 2002 (6); 2003 (9)

POSTSEASON...

Year	TT	Solo	AS	INTs	FR	FF	TDs	Sacks	PD
2003	8	7	1	1-56	0	0	0	0-0	1
Totals	8	7	1	1-56	0	0	0	0-0	1

SPECIAL TEAMS TACKLES (1): 2003 (1)

WILL DEMPS



MARQUES DOUGLAS
DEFENSIVE END
 YEARS IN NFL: 5
 HT: 6'2" WT: 290
 COLLEGE: Howard
 HS: Dudley (Greensboro, NC)
 BORN: 3/5/77, Greensboro, NC
 JOINED RAVENS: Free Agent, 2001

94

GAMES PLAYED/STARTED: (2000, 1/0); (2001, 2/0); (2002, 5/1); (2003, 16/16) **Total 24/17**

Playoffs (2003, 1/1) **Total 1/1**

TRANSACTIONS: Marques Douglas re-signed with the Ravens (exclusive) on 3/19/03...Re-signed with the Ravens on 2/22/02...Was signed as a free agent (11/28/01) by the Ravens off the Saints' practice squad...Signed to the Saints' practice squad on 9/4/01...Placed on waivers after training camp by Baltimore...Claimed off waivers by the Saints (8/28/00)...Waived by the Saints on 9/14/00, then re-signed 9/19/00...Originally signed as a rookie free agent (4/23/99) by the Ravens.

PRO: Hard-working veteran with good mobility who had a career year in 2003 after missing most of the previous season with a knee injury...Posted 89 tackles (62 solo), 4.5 sacks, 3 PD and 1 FF while starting all 16 games...Was off to a strong start in 2002 before his season was cut short due to a knee injury in game 5...Posted 15 tackles and 1 sack before being placed on IR for the remainder of the season...A player with good burst off the ball and a non-stop motor...Strong player with good head for the game.

2003: (with Baltimore) Douglas started all 16 regular season games and 1 postseason game in 2003...Posted 90 tackles (62 solo), 4.5 sacks, 4 PD and had 2 FFs...**2003 SEASON HIGHLIGHTS:** Posted 10 tackles, including 7 solo, and 1 QB hit in the Wild Card playoff game vs. Ten. (1/3/04)...Tied a career high with 10 tackles (7 solo), including a career-high 2.5 sacks (14.5 yards), in 13-10 OT win in the season finale vs. Pit. (12/28)...Posted a career-high 10 tackles, including 1 for loss, when he hit Ricky Williams in the backfield for a loss of 4 in game 10 at Mia. (11/16).


2002: (with Baltimore) Saw action in 5 games, starting 1 in 2002...Posted 17 tackles (11 solo) and 1 sack (9 yards) before being lost for the season due to a knee injury...Placed on Injured Reserve (torn right ACL) on 10/15...**2002 SEASON HIGHLIGHTS:** Started at RDE in game 5 at Ind. (10/13)...Amassed 3 tackles (2 solo), including a half-sack (4.0 yards) in 26-21 victory in game 4 at Cle. (10/6)...Posted a then-career high with 6 tackles (2 solo) and 1 TFL in game 2 vs. TB (9/15).

2001: (with New Orleans/Baltimore) **2001 SEASON HIGHLIGHTS:** Recorded 2 tackles (1 solo), including the 1st sack of his career, in 16-0 win in game 13 vs. Cin. (12/23)...Spent 1st 11 games of 2001 season on the Saints' practice squad...Signed to Ravens active roster 11/28.

2000: (with New Orleans) Placed on injured reserve (10/12)...Inactive week 5 at Chi. (10/8) with knee injury suffered in practice...Saw limited action week 4 vs. Phi. (9/24)...Waived 9/14 then re-signed 9/19...On active roster but was inactive week 2 at SD (9/10) and week 1 vs. Det. (9/3).

1999: (with Baltimore) Signed as a rookie free agent by the Ravens and spent 14 of 16 games on the practice squad...Signed to the 53-man roster 12/22/99 but was inactive for final 2 games...Allocated to the Rhein Fire of NFL Europe in the spring and tied for 2nd in the league with 9 sacks...Had 21 tackles and 2 FFs to help Rhein to the World Bowl...Named to the All-NFL Europe team.

COLLEGE, PERSONAL: Started 40 games at Howard and finished 2nd all time in the MEAC conference with 39.5 sacks...All-time leader in sacks at Howard...Three-time All-MEAC choice...Finished senior season with a team-leading 93 tackles, 11.5 sacks and 3 FRs...Named 1st team All-MEAC conference in 1997, while recording 69 tackles and 5 sacks...Recorded 72 tackles, 13 sacks and 5 FFs in 1996...Broke into the starting lineup in the 3rd game of the 1995 sea-



OFF THE FIELD
 Marques spoke to students at Deer Park Middle School last season. Douglas, who spent time as a substitute teacher at the school while on injured reserve in 2002, takes time almost every Tuesday to mentor Deer Park students.

MARQUES DOUGLAS 94

son and finished with 34 tackles and 6 sacks...Named team captain as a senior...Graduated with a degree in Human Development and a minor in Administration of Justice (pre-law)...Received the 1st annual Buffalo Soldier award at Howard University in athletics, an award given to a player who displays courage, honesty, is a true student athlete and exemplifies the skills and the will to make it both on and off the field...Voted defensive player of the year twice while at Howard...Worked as an academic teacher after the 2000 season...Is a United Way sponsor...Motivational speaker who talks to teens about the importance of staying in school...Marques, along with fellow Ravens players, instructed 150 children on football fundamentals at the Gatorade Jr. Training Camp held at Clarence Du Burns Arena last season...Voted by his teammates as the 2003 Ed Block Courage Award winner from Baltimore...Marques received a trophy last March at the Ed Block Courage Awards Banquet...During the 3-day event, Marques, along with other Ed Block Courage winners, spent time at the local Courage House at St. Vincent's Center...Graduated from Dudley (Greensboro, NC) HS, where he lettered in football, track and basketball...Marques spoke to the graduating class at the middle school where he tutors (Deer Park)... He also hosted a free football camp for middle school students in Greensboro, NC on June 26...Name is pronounced Mar-CUSS...Full name: Marques Douglas.

2003

Game-by-Game Tackles

Ravens

Date/Opp.	TT	Solo	AS	INT	FF	FR	Sacks	PD
9/7 at Pit.	4	2	2	0-0	0	0	0-0	0
9/14 vs. Cle.	4	2	2	0-0	0	0	1-7	1
9/21 at SD	4	3	1	0-0	0	0	0-0	0
9/28 vs. KC	2	1	1	0-0	0	0	0-0	0
10/12 at Ari.	5	4	1	0-0	1	0	1-11	0
10/19 at Cin.	7	6	1	0-0	0	0	0-0	0
10/26 vs. Den.	4	3	1	0-0	0	0	0-0	1
11/2 vs. Jax.	6	3	3	0-0	0	0	0-0	0
11/9 at STL	3	1	2	0-0	0	0	0-0	1
11/16 at Mia.	10	7	3	0-0	0	0	0-0	0
11/23 vs. Sea.	5	3	2	0-0	0	0	0-0	0
11/30 vs. SF	5	3	2	0-0	0	0	0-0	0
12/7 vs. Cin.	7	5	2	0-0	0	0	0-0	1
12/14 at Oak.	6	5	1	0-0	0	0	0-0	0
12/21 at Cle.	7	7	0	0-0	0	0	0-0	0
12/28 vs. Pit.	11	7	3	0-0	0	0	2.5-14.5	0
Totals	89	62	27	0-0	2	0	4.5-32.5	4

Playoffs

1/3/04 vs. Ten	10	7	3	0-0	0	0	0-0	0
Totals	10	7	3	0-0	0	0	0-0	0

2002

Game-by-Game Tackles

Ravens

Date/Opp.	TT	Solo	AS	INT	FF	FR	Sacks	PD
9/8 @ Car	3	2	1	0-0	0	0	5-5	0
9/15 vs. TB	6	2	4	0-0	0	0	5-4	0
9/30 vs. Den	4	4	0	0-0	0	0	0-0	0
10/6 @ Cle	3	2	1	0-0	0	0	0-0	0
10/13 @ Ind	1	1	0	0-0	0	0	0-0	0
10/20 vs. Jax.	IR - KNEE							
10/27 vs. Pit	IR - KNEE							
11/3 @ Atl	IR - KNEE							
11/10 vs. Cin	IR - KNEE							
11/17 @ Mia	IR - KNEE							
11/24 vs. Ten	IR - KNEE							
12/1 @ Cin	IR - KNEE							
12/8 vs. NO	IR - KNEE							
12/15 @ Hou	IR - KNEE							
12/22 vs. Cle	IR - KNEE							
12/29 @ Pit	IR - KNEE							
Totals	17	11	6	0-0	0	0	1-9	0

MARQUES DOUGLAS

REGULAR SEASON

Year	TT	Solo	AS	Sacks	FR	FF	TDs	INTs	PD
<i>New Orleans</i>									
2001	2	1	1	1-11	0	0	0	0-0	0
Totals	2	1	1	1-11	0	0	0	0-0	0
<i>Baltimore</i>									
2002	17	11	6	1-9	0	0	0	0-0	0
2003	90	62	28	4.5-32.5	0	2	0	0-0	4
Totals	107	73	34	5.5-41.5	0	2	0	0-0	4
Career	109	74	35	6.5-52.5	0	2	0	0-0	4

POSTSEASON

Year	TT	Solo	AS	Sacks	FR	FF	TDs	INTs	PD
2003	10	7	3	0-0	0	0	0	0-0	0
Totals	10	7	3	0-0	0	0	0	0-0	0

MARQUES DOUGLAS



MIKE FLYNN
CENTER
 YEARS IN NFL: 7
 HT: 6'3" WT: 305
 COLLEGE: Maine
 HS: Cathedral (Springfield, MA)
 BORN: 6/15/74, Doylestown, PA
 JOINED RAVENS: Free Agent, 1997

62

GAMES PLAYED/STARTED: (1997, 0/0); (1998, 3/0); (1999, 12/0); (2000, 16/16); (2001, 16/16); (2002, 15/15); (2003, 16/16) **Total 78/63**

Playoffs (2000, 4/4); (2001, 2/2); (2003, 1/1) **Total 7/7**


TRANSACTIONS: Mike Flynn re-signed with the Ravens on 3/3/04...Signed with Baltimore as a rookie free agent on 4/25/97...Waived on 8/24/97...Signed by Tampa Bay to its practice squad on 8/27/97, then released on 9/2/97...Subsequently signed to Jacksonville's practice squad on 11/4/97 before being signed to Baltimore's active roster on 12/3/97.

PRO: The heart and soul of the Ravens' offensive line, Flynn missed only 1 start due to injury (ankle) and has started every game he has played since becoming a full-time starter in 2000...Started all 16 games at C in 2003 and helped Jamal Lewis set a franchise-record with 2,066 rushing yards, the 2nd most rushing yards in NFL history (Eric Dickerson - 2,105 in 1984)...Mike made the switch to center from RG in 2001, and the Ravens' offense didn't skip a beat...Flynn started all 16 regular-season games and 2 postseason games at C...His 1st full season as a starter (14 at RG and 2 at C) in 2000 resulted in a world championship...A tenacious, versatile competitor, Flynn started all 16 games in 2000, the 1st 16 starts of his career, plus all 6 playoff games...Has steadily developed since signing as a rookie free agent in 1997...Spent portions of his rookie season with Baltimore, Jacksonville and Tampa Bay.

2003: Started all 16 regular season games and 1 postseason game at C and helped Jamal Lewis set a franchise-record with 2,066 rushing yards, the 2nd most rushing yards in NFL history (Eric Dickerson - 2,105 in 1984)...**2003 SEASON HIGHLIGHTS:** Started at C and helped to open holes, allowing the Ravens to rush for 276 yards, including 205 by Jamal Lewis, in the 35-0 victory in **game 15 at Cle. (12/21)**...Started and helped protect Anthony Wright, allowing him to throw for a career-high 319 yards and 4 TDs in a spectacular 44-41 OT come-from-behind victory in **game 11 vs. Sea. (11/23)**...Also helped to open holes to allow the Ravens to rush for 150 yards, including 117 by Jamal Lewis...Started and protected Kyle Boller, allowing him to complete 15 of 27 passes for 302 yards, Kyle's 1st-career 300-yard passing game, in **game 6 at Cin. (10/19)**...Started at C and helped open holes, allowing Jamal Lewis to rush for an NFL record 295 yards and 2 TDs in **game 2 vs. Cle. (9/18)**...Cleared the way for Lewis to average 9.8 yards per carry, and allowed the Ravens to rush for 343 yards as a team.

2002: Played and started in 15 games, missing 1 due to an ankle injury in 2002...**2002 SEASON HIGHLIGHTS:** Started in **game 16 at Pit. (12/29)**...Helped provide great pass protection, allowing QB Jeff Blake to complete 19 of 26 passes (73%) for 336 yards and 2 TDs for a season-high 108.7 passer rating...Started in **game 13 vs. NO (12/8)**...Helped provide great pass protection, allowing Blake to complete 19 of 38 attempts for 316 yards and 2 TDs...Blake's 300-yard outing marked his 1st as a Raven, and the 1st by a Baltimore QB since Elvis Grbac threw for 326 yards at Cin. (9/23/01)...Started in **week 7 vs. Pit. (10/27)** and helped provide stellar pass protection for Blake, who started his 1st game as a Raven for injured Chris Redman (back)...The OL allowed only 1 sack in 50 pass attempts and helped Blake to complete 29 passes for 298 yards and 1 TD, and to rush for 1 more.

2001: Started all 16 regular season games and 2 postseason games at C...**2001 SEASON HIGHLIGHTS:** Started at C in 20-3 **Wild Card win at Mia. (1/13/02)**, as the offensive line paved the way for 226 rushing yards, the most in team-postseason history...Started in 19-3 win in **game 16 vs. Min.**



OFF THE FIELD
 Mike provided and delivered toys to children at the St. Vincent's Center during the 2003 Christmas holiday season.

MIKE FLYNN 62

(1/7/02), as the offensive line paved the way for a 2001 regular season-high 212 rushing yards...Started in **game 1 vs. Chi. (9/9)**, as the OL did not allow a sack in the 17-6 victory over the Bears.

2000: Started all 16 games, 2 at C and 14 at RG, then all 4 playoff games at RG...**2000 SEASON HIGHLIGHTS:** Started at RG in the Ravens' **Super Bowl XXXV win over the NYG (1/28/01)** when Jamal Lewis gained 102 yards rushing...Started at RG in Baltimore's 44-7 win in **game 13 vs. Cle. (11/26)**, as the Ravens rushed for 247 yards and did not allow a sack...**Made first NFL start at C in game 7 at Was. (10/15)** for injured Jeff Mitchell (ankle)...Started at RG then switched to C in the first quarter of the Ravens' 15-10 win in **game 6 at Jax. (10/8)**...Made the switch after Mitchell suffered an ankle injury...Helped pave the way for 188 yards rushing in the 12-0 Ravens' shutout win in **game 5 at Cle. (10/1)**...**Made 1st pro start at RG** in the Ravens' 16-0 opening-day win at **Pit. (9/3)**, then switched to C in the second quarter after a knee injury to Mitchell.


1999: Played on special teams in 12 games, and entered 2 games at LG in a reserve role following a neck injury to Jonathan Ogden...**1999 SEASON HIGHLIGHTS:** Entered **game 5 at Ten. (10/10)** when Ogden left with a neck injury...Went in at LG and Everett Lindsay moved to Ogden's tackle spot...Won a game ball for his effort vs. the Falcons.

1998: Played in final 3 games of the season, the 1st game action of his NFL career...**1998 SEASON HIGHLIGHTS:** Saw action at RG in the second half in **game 14 vs. Min. (12/13)**, his **1st NFL action**.

1997: On inactive list for final 3 games after being signed to the Ravens' 53-man roster on Dec. 3...Was signed by Baltimore from Jacksonville's practice squad...Was signed to Jacksonville's practice squad after being released by the Ravens...Spent training camp with the Ravens after signing as a free agent on April 25.



COLLEGE, PERSONAL: Earned 1st-team All-Yankee Conference honors at tackle, Maine's 1st, 1st-team choice since OT Dan Jones in 1992...Four-year starter and team captain...Third-team All-Yankee Conference selection as a junior RT...Made switch from G spot, where he started in 1992 before suffering season-ending knee injury in 5th game of sophomore season...**Super Prep All-America** and All-Western Massachusetts choice as an offensive and DT at Cathedral (Springfield, MA) HS...Recorded 9 sacks as a senior and helped lead squad to Western Massachusetts state title...Also lettered in basketball and baseball...Donated time to sign autographs at 1999 Toys for Tots Mall Finale where more than 50,000 toys were collected...Mike served dinners at the Johns Hopkins Children's House in Baltimore and donates his time to the Grant-A-Wish Foundation...Visited the children at the Ravens' Courage House, St. Vincent's Center, during the holidays...Holds a B.S. in Sports Management from the University of Maine...Enjoys visiting the St. Vincent's Center and participating in Ed Block-related events...Speaks to middle school children in Boca Raton, FL about education, and bases his speeches on the book "Ark for Learning" by Mark Hanson...Delivered food along with his OL teammates to inner city groups during Thanksgiving 2001...Has co-hosted Nestor Aparicio's radio show both in Baltimore and in Florida during the Baltimore Orioles' spring training...Traveled to Iceland with some of his Ravens teammates in May 2002 as part of an Iceland Air promotion...Married Mary Wells in the spring of 2003...Full name: Michael Patrick Flynn.



AUBRAYO FRANKLIN
DEFENSIVE TACKLE

YEARS IN NFL: 2
HT: 6'1" **WT:** 320
COLLEGE: Tennessee
HS: Science Hill (Johnson City, TN)
BORN: 8/27/80, Johnson City, TN
JOINED RAVENS: Draft 5a (146th), 2003

91

GAMES PLAYED/STARTED: (2003, 1/0) Total 1/0

TRANSACTIONS: Aubrayo Franklin was selected with the 146th overall pick in the 5th round of the 2003 NFL Draft...Franklin was the 1st of 2 (Tony Pashos) 5th-round selections for the Ravens in 2003.

PRO: Strong hitter with good foot speed who uses his hands well to shed blockers...Saw action in 1 game and recorded 1 tackle as a rookie.

2003: Was inactive in the Wild Card loss vs. Ten. (1/3/04)...Was inactive in **games 8-16**...Played in his 1st-career game in **game 7 vs. Den. (10/26)** and had 1 tackle...Inactive for **games 1-6**...Was allocated to the Frankfurt Galaxy of NFLDL and finished the 10-game season with 25 tackles (20 solo), 3 sacks and 3 PD as he assisted the Galaxy to a 7-3 record and an appearance in the NFLDL Championship game.

COLLEGE, PERSONAL: Finished his Tennessee career with 70 tackles (42 solo), 2 sacks and 5 TFL...Forced his way into the starting lineup for the final 8 games at DT as a senior...Recorded 56 tackles (36 solo) with 2 sacks for minus-18 yards and 5 TFL of 24 total yards...Had 1 PD and led the team with 10 QB pressures...Tackled Ravens teammate RB Musa Smith for a 4-yard loss in game against Georgia...Posted a career-high 10 tackles (7 solo) with a half-sack for a 3-yard loss and a pressure vs. South Carolina...In Peach Bowl vs. Maryland and final collegiate game, tallied 4 tackles (3 solo)...Played in every game as a reserve DT, making 14 tackles (6 solo) as a junior...Two-year starter at DT for Itawamba (Fulton, MS) Community College...Named All-State and selected Mississippi's Most Valuable Defensive Lineman in 2000...Recorded 75 tackles with 12 sacks as a sophomore...Attended Science Hill (Johnson City, TN) HS...All-Conference and All-State LB who recorded 180 tackles as a senior...Arts and Sciences major...**Name is pronounced ah-BRAY**...Full name: Aubrayo Razayo Franklin.



RAVENS 100-YARD RUSHING GAMES

ENTERING 2004, THE RAVENS HAVE PRODUCED 31 REGULAR SEASON 100-YARD RUSHING PERFORMANCES AND 33 OVERALL IN BRIAN BILLICK'S 5-YEAR TENURE AS HEAD COACH. IN THOSE GAMES, THE RAVENS HOLD A 25-5 RECORD (27-5 INCLUDING POSTSEASON). SINCE HIS ARRIVAL, BILLICK HAS HAD 4 DIFFERENT PLAYERS HAVE MULTIPLE 100-YARD RUSHING GAMES (INCLUDING POSTSEASON):

JAMAL LEWIS:	24 TIMES (FRANCHISE RECORD) - 7 TIMES IN 2000, 5 TIMES IN 2002 AND 12 IN 2003
ERRICT RHETT:	4 TIMES - ALL IN 1999, INCLUDING 3 IN A ROW (9/19-10/03)
PRIEST HOLMES:	3 TIMES - 2 TIMES IN 1999 AND 1 TIME IN 2000
TERRY ALLEN:	2 TIMES - BOTH IN 2001, INCLUDING 133, THE MOST BY ANY RAVEN THAT YEAR



COREY FULLER

CORNERBACK/SAFETY

YEARS IN NFL: 10

HT: 5'10" WT: 220

COLLEGE: Florida State

HS: Rickards (FL)

BORN: 5/1/71, Tallahassee, FL

JOINED RAVENS: Free Agent, 2003

26

GAMES PLAYED/STARTED: (1995, 16/10); (1996, 16/14); (1997, 16/16); (1998, 16/16); (1999, 16/16); (2000, 15/15); (2001, 16/16); (2002, 13/12); (2003, 14/10) **Total 138/125**

PLAYOFFS: (1996, 1/1); (1997, 2/2); (1998, 2/2); (2002, 1/1); (2003, 1/0) **Total 7/6**

TRANSACTIONS: Signed by the Baltimore Ravens as an unrestricted free agent on 3/4/03...Signed as an unrestricted free agent with Cleveland on 2/18/99...Originally selected by Minnesota in the 2nd round (55th overall) of the 1995 NFL draft.

PRO: Physical and savvy player who brought veteran leadership to the Ravens...Gifted athlete with size and intelligence for the game with good hands...Has the 2nd most experience (Matt Stover- 207 games) on the Ravens' roster, having played in 138 regular season games, starting 125, and 7 post-season contests...Saw action in 14 games, starting 10 in 2003...Recorded 41 tackles and 8 PD last season...*Established a career high with 96 tackles and 23 PD with Cleveland in 2001...His 95 tackles in 1997 included 14 in a game against Detroit on 11/16/97 – his personal best and the 2nd most ever by a Vikings' DB...Recorded his 1st-career INT and 1st-career NFL TD (a 12-yard fumble recovery) in the same game on 9/24/95 at Pittsburgh.*

2003: (with Baltimore) Played in 14 regular season games, starting 10, and 1 postseason contest in his 1st season with the Ravens...Recorded 41 tackles and 8 PD...**2003 SEASON HIGHLIGHTS:** Started at CB and tied a season high with 6 tackles, including 5 solo, in the Ravens' 44-41 thrilling OT victory in **game 11 vs. Sea. (11/23)**...Started and had a season-high 6 tackles and 1 PD in **game 6 at Cin. (10/19)**...Started at RCB and had 2 solo tackles in 26-18 victory in **game 5 at Ari. (10/12)**.

2002: (with Cleveland) Saw action in 13 games, starting 12 at LCB...Also started 1 postseason contest...Amassed 38 tackles (23 solo) and 8 PD...Also had 1 INT, and 2 FFs...**2002 SEASON HIGHLIGHTS:** Amassed 5 tackles and 1 PD in **game 14 vs. Ind. (12/15)**...Posted 3 tackles in **game 3 at Ten. (9/22)** as the Browns held the Titans to 187 total yards, the fewest allowed by the club since 11/27/94 (182 vs. Hou.)...Had 6 tackles in **game 1 vs. KC (9/8)**.

2001: (with Cleveland) Started all 16 games at LCB and ranked 4th on the club with 96 tackles, including 77 solo, and **led the club with 23 PD**...His 96 tackles and 23 PD were also career highs...Also ranked 4th on the club with 3 INTs and added 2 FFs and 1 FR...Part of a defensive secondary that led the NFL with 33 INTs setting a franchise mark for most INTs in a season...Had 3 INTs in 2001...**2001 SEASON HIGHLIGHTS:** Started at LCB and recorded 6 tackles for the club lead with 10 tackles (8 solo) and 2 PD in **game 16 at Pit. (1/6/02)**...His 10 tackles matched a season high...Started at LCB, his **100th-career start**, and had 4 solo tackles and 1 PD in **game 13 at Jax. (12/16)**...Started at LCB and played in his **100th-career NFL game** in **game 5 at Cin. (10/14)** and recorded 5 tackles, including 4 solo stops...Started at LCB and recorded 6 tackles (5 solo), 1 TFL and 3 PD in **game 4 vs. SD (10/7)**...Part of the defensive secondary that limited the Chargers to 143 net passing yards and 269 total net yards...Started at LCB and tied for 2nd on the club with 7 tackles, including 5 solo, 1 INT and 2 PD in **game 2 vs. Det. (9/23)**...Added his 1st INT of the season as part of a defensive effort that posted 7 INTs, tying a Cleveland Browns record (12/11/60 vs. Chi.), and a total exceeded only 8 times in NFL history.

37 OFF THE FIELD

During the 2003 season, Corey addressed 60 young adults at the Charles Hickey School about making important decisions in their lives. He provided duplicates of his jersey to students who received GEDs.

COREY FULLER 26

2000: (with Cleveland) Started 15 games at LCB and led the club with 3 INTs and 13 PD...Also added 45 tackles, including 38 solo...**2000 SEASON HIGHLIGHTS:** Tied a season high with 5 tackles and had 1 INT in game 16 vs. Ten. (12/17)...Had a *season-high 3 passes defended* in game 8 at Pit. (10/22)...Posted 5 tackles and 1 INT in game 5 vs. Bal. (10/1)...Recorded 1 INT in game 3 vs. Pit. (9/17).

1999: (with Cleveland) Started in all 16 regular-season games and had 82 total tackles, 66 solo, 12 PD, 2 FRs and 1 FF...Started the first 2 regular-season games at LCB before moving to the starting FS position in game 3 at Bal. (9/26) following the injury to starting FS Tim McTyer (arm)...**1999 SEASON HIGHLIGHTS:** Had 1 FR in game 15 vs. Jax. (12/19)...Matched a season high with 3 PD in game 10 at Pit. (11/14)...Had 1 FR in game 8 at NO. (10/31)...Had a FF in game 4 vs. NE (10/3) when he tackled Patriots Terry Glenn...Notched a season-high 3 PD in game 2 at Ten. (9/19)...Posted a season-high 8 tackles in game 1 vs. Pit. (9/12).

1998: (with Minnesota) Posted 80 tackles, including 68 solo, and 4 INTs...**1998 SEASON HIGHLIGHTS:** Was 2nd on the Vikings with 9 tackles and had a team-high 4 passes defended in the NFC Championship Game vs. Atl. (1/17/99)...Posted 4 tackles and *notched 1st full sack of his career* in game 15 vs. Jax. (12/20)...Pulled in his 4th INT of the season in game 14 at Bal. (12/13)...Also had 5 tackles and a PD against the Ravens...Had an INT in game 4 at Chi. (9/27) and returned it a career-long 25 yards, which turned into a Vikings' TD that put Minnesota ahead 24-21 and went on to win 31-28.

1997: (with Minnesota) Started all 16 regular-season games for the 1st time in his career and led team in PD with 17, which ranked 6th most in team history...Fourth on team with 95 tackles...**1997 SEASON HIGHLIGHTS:** Registered an INT in game 16 vs. Ind. (12/21)...Tied for team lead with 10 tackles in game 15 vs. Det. (12/14)...Had 4 PD in game 13 vs. GB (12/1)...*Led the team with a career-high 14 tackles* in game 11 at Det. (11/16), which is the 2nd most in a game by a DB in Vikings history.

1996: (with Minnesota) Started 14 games at CB...Tied for 3rd on the team with 4 INTs...Was instrumental part of Vikings defense that finished 3rd in the NFL in 3rd-down defense (33.2%)...Vikings defense also finished tied for 3rd in the NFC in INTs (22)...Had 16 PD to tie for 2nd on the club...**1996 SEASON HIGHLIGHTS:** Had a FF in game 16 vs. GB (12/22)...Pulled in an INT in game 13 vs. Ari. (12/1)...Also had an INT in game 9 vs. KC (11/3) and game 3 vs. Chi. (9/15) and game 6 vs. Car. (10/6).

1995: (with Minnesota) Finished 1st among DBs in tackles with 67...Tied for 5th on squad with 8 PD...**1995 SEASON HIGHLIGHTS:** Started in game 15 at SF (12/18), game 14 at Cle. (12/9) and game 13 vs. TB (12/3)...Had a shared sack (Robert Griffith) in game 9 vs. GB (10/5)...Posted a *season-high 8 tackles* in game 5 vs. Hou. (10/8)...*Had the 1st INT of his career, and had a FR, which he returned 12 yards for his 1st NFL TD* in game 4 vs. Pit. (9/24)...Started *1st NFL game* in game 3 vs. Dal. (9/17).

COLLEGE, PERSONAL: Posted a 42-6-1 (.867) record while at Florida State, including wins in



COREY FULLER 26

each of its 4 bowl games, and never finished worse than 5th in the country during his 4 years...Started at boundary CB in 1994...Earned 1st-team All-Atlantic Coast Conference recognition in 1994...Led ACC in PD down with 13...Tied for the team lead in FFs (4) and FRs (2)...Defense led the ACC and finished 5th in the nation in fewest yards allowed in 1994...Missed 1993 season with a knee injury...Named the Player of the Year by the *Tallahassee Democrat*...Posted 36 tackles, 11 PD and 3 INTs at Rickards (FL) HS in 1989...Caught 33 passes for 567 yards and 8 TDs as a high school senior...Earned degree in criminology and child development at Florida State...Focuses his charitable time to victims of violent crimes and single mothers initiatives...While in Cleveland, he adopted 5 local schools for his 'Making the Grade' program...Students were encouraged to work hard and rewards included tickets to Browns home games...Has done extensive work in the community and was highlighted in *Kaleidoscope Magazine* for his community efforts, including being the 2000 spokesperson for MADD, assisting with the Make-A-Wish Foundation and providing toys for children in the Cleveland Metropolitan Housing Authority...During the 2003 season, Corey addressed 60 young adults in the Charles Hickey School's juvenile detention system about making important decisions in their lives...He provided duplicates of his own jersey to students who received GEDs...Voted the "2002 Browns Good Guy" by the Cleveland media...Full name: Corey Fuller.

2003

Game-by-Game Tackles

Ravens

Date/Opp.	TT	Solo	AS	INT	FF	FR	Sacks	PD
9/7 at Pit.	4	4	0	0-0	0	0	0-0	0
9/14 vs. Cle.	0	0	0	0-0	0	0	0-0	0
9/21 at SD	4	3	1	0-0	0	0	0-0	0
9/28 vs. KC	3	3	0	0-0	0	0	0-0	3
10/12 at Ari.	2	2	0	0-0	0	0	0-0	1
10/19 at Cin.	6	5	1	0-0	0	0	0-0	1
10/26 vs. Den.	3	3	0	0-0	0	0	0-0	2
11/2 vs. Jax.	INACTIVE - LEG							
11/9 at STL	INACTIVE - LEG							
11/16 at Mia.	3	3	0	0-0	0	0	0-0	2
11/23 vs. Sea.	6	5	1	0-0	0	0	0-0	0
11/30 vs. SF	2	1	1	0-0	0	0	0-0	0
12/7 vs. Cin.	1	1	0	0-0	0	0	0-0	0
12/14 at Oak.	3	3	0	0-0	0	0	0-0	0
12/21 at Cle.	3	3	0	0-0	0	0	0-0	0
12/28 vs. Pit.	1	1	0	0-0	0	0	0-0	0
Totals	41	37	4	0-0	0	0	0-0	8
Playoffs								
1/3/04 vs. Ten.	0	0	0	0-0	0	0	0-0	1
Totals	0	0	0	0-0	0	0	0-0	1

2001

Game-by-Game Tackles

Browns

Date/Opp.	TT	Solo	AS	INT	FF	FR	Sacks	PD
9/9 Sea.	4	4	0	0-0	0	0	0-0	3
9/23 Det.	7	5	2	1-1	0	0	0-0	2
9/30 @ Jax.	8	7	1	0-0	0	0	0-0	1
10/7 SD	6	5	1	0-0	0	0	0-0	3
10/14 @ Cin.	5	4	1	0-0	0	0	0-0	0
10/21 Bal.	5	4	1	0-0	0	0	0-0	2
11/4 @ Chi.	6	4	2	0-0	1	0	0-0	0
11/11 Pit.	5	3	2	0-0	0	0	0-0	3
11/18 @ Bal.	9	8	1	0-0	0	0	0-0	2
11/25 Cin.	10	7	3	1-32	1	1	0-0	2
12/2 Ten.	6	5	1	0-0	0	0	0-0	0
12/9 @ NE	6	4	2	1-49	0	0	0-0	2
12/16 Jax.	4	4	0	0-0	0	0	0-0	1
12/23 @ GB	4	4	0	0-0	0	0	0-0	0
12/30 @ Ten.	1	1	0	0-0	0	0	0-0	0
1/6 @ Pit.	10	8	2	0-0	0	0	0-0	2
Totals	96	77	19	3-82	2	1	0-0	23

2002

Game-by-Game Tackles

Browns

Date/Opp.	TT	Solo	AS	INT	FF	FR	Sacks	PD
9/8 KC	6	0	6	0-0	1	0	0-0	0
9/15 Cin.	3	2	1	0-0	0	0	0-0	0
9/22 @ Ten.	3	3	0	0-0	0	0	0-0	0
9/29 @ Pit.	3	3	0	0-0	0	0	0-0	0
10/6 Bal.	DID NOT PLAY - HAMSTRING							
10/13 @ TB	4	4	0	0-0	0	0	0-0	1
10/20 Hou.	2	0	2	0-0	0	0	0-0	1
10/27 @ NYJ	INACTIVE							
11/3 Pit.	INACTIVE							
11/17 @ Cin.	0	0	0	0-0	0	0	0-0	0
11/24 @ NO	3	3	0	0-0	0	0	0-0	0
12/1 Car.	1	1	0	1-1	0	0	0-0	1
12/8 @ Jax.	3	0	3	0-0	0	0	0-0	1
12/15 Ind.	5	3	2	0-0	1	0	0-0	1
12/22 @ Bal.	3	2	1	0-0	0	0	0-0	1
12/29 Atl.	2	2	0	0-0	0	0	0-0	2
Totals	38	23	15	1-1	2	0	0-0	8
Playoffs								
1/5 @ Pit.	4	4	0	0-0	0	0	0-0	0
Totals	4	4	0	0-0	0	0	0-0	0

2000

Game-by-Game Tackles

Browns

Date/Opp.	TT	Solo	AS	INT	FF	FR	Sacks	PD
9/3 Jax.	4	4	0	0-0	0	0	0-0	0
9/10 @ Cin.	3	3	0	0-0	0	0	0-0	0
9/17 Pit.	3	3	0	1-0	0	0	0-0	1
9/24 @ Oak.	3	2	1	0-0	0	0	0-0	1
10/1 Bal.	5	5	0	1-0	0	0	0-0	1
10/8 @ Ari.	1	1	0	0-0	0	0	0-0	1
10/15 @ Den.	INACTIVE - SHOULDER							
10/22 @ Pit.	1	1	0	0-0	0	0	0-0	3
10/29 Cin.	1	1	0	0-0	0	0	0-0	0
11/5 NYG	2	2	0	0-0	0	0	0-0	0
11/12 NE	5	3	2	0-0	0	0	0-0	2
11/19 @ Ten.	2	2	0	0-0	1	1	0-0	1
11/26 @ Bal.	3	1	2	0-0	0	0	0-0	1
12/3 @ Jax.	3	3	0	0-0	0	0	0-0	0
12/10 Phil.	4	4	0	0-0	0	0	0-0	0
12/17 Ten.	5	3	2	1-0	0	0	0-0	2
Totals	45	38	7	3-0	1	1	0	13

COREY FULLER

COREY FULLER 26

1999

Game-by-Game Tackles

Browns

Date/Opp.	TT	Solo	AS	INT	FF	FR	Sacks	PD
9/12 Pit.	8	8	0	0-0	0	0	0-0	0
9/19 @ Ten.	7	4	3	0-0	0	0	0-0	3
9/26 @ Bal.	4	2	2	0-0	0	0	0-0	0
10/3 NE	4	3	1	0-0	1	0	0-0	1
10/10 Cin.	7	7	0	0-0	0	0	0-0	0
10/17 @ Jax.	4	4	0	0-0	0	0	0-0	0
10/24 @ STL	3	2	1	0-0	0	0	0-0	0
10/31 @ NO	6	5	1	0-0	0	1	0-0	1
11/7 Bal.	3	3	0	0-0	0	0	0-0	0
11/14 @ Pit.	6	4	2	0-0	0	0	0-0	3
11/21 Car.	5	4	1	0-0	0	0	0-0	0
11/28 Ten.	3	2	1	0-0	0	0	0-0	0
12/5 @ SD	4	3	1	0-0	0	0	0-0	0
12/12 @ Cin.	6	6	0	0-0	0	0	0-0	2
12/19 Jax.	5	5	0	0-0	0	1	0-0	2
12/26 Ind.	7	4	3	0-0	0	0	0-0	0
Totals	82	66	16	0-0	1	2	0	12

1997

Game-by-Game Tackles

Vikings

Date/Opp.	TT	Solo	AS	INT	FF	FR	Sacks	PD
8/31 @ Buf.	4	2	2	0-0	0	0	0-0	1
9/7 @ Chi.	8	8	0	0-0	1	0	0-0	1
9/14 TB	3	0	3	0-0	0	0	0-0	0
9/21 @ GB	3	3	0	0-0	0	0	0-0	0
9/28 Phi.	8	7	1	0-0	1	0	0-0	2
10/5 @ Ari.	8	7	1	0-0	0	0	0-0	0
10/12 Car.	7	6	1	0-0	0	0	0-0	3
10/26 @ TB	2	0	2	0-0	0	0	0-0	2
11/2 NE	6	5	1	0-0	0	0	0-0	1
11/9 Chi.	6	6	0	1-2	0	0	0-0	1
11/16 @ Det.	14	14	0	0-0	0	0	0-0	1
11/23 @ NYJ	4	4	0	0-0	0	0	0-0	0
12/1 GB	3	2	1	0-0	0	0	0-0	4
12/7 @ SF	4	4	0	0-0	0	0	0-0	0
12/14 Det.	10	10	0	0-0	0	0	0-0	0
12/21 Ind.	5	5	0	1-22	0	0	0-0	1
Totals	95	83	12	2-24	2	0	0-0	17

Playoffs

12/27 @ NYG	7	7	0	0-0	0	0	0-0	0
1/3 @ SF	8	8	0	0-0	0	0	0-0	0
Totals	15	15	0	0-0	0	0	0-0	0

1995

Game-by-Game Tackles

Vikings

Date/Opp.	TT	Solo	AS	INT	FF	FR	Sacks	PD
9/3 @ Chi.	0	0	0	0-0	0	0	0-0	0
9/10 Det.	3	3	0	0-0	0	0	0-0	1
9/17 Dal.	7	7	0	0-0	1	0	0-0	2
9/24 @ Pit.	7	5	2	1-0	0	1	0-0	2
10/8 Hou.	8	6	2	0-0	0	0	0-0	0
10/15 @ TB	6	6	0	0-0	0	0	0-0	0
10/22 @ GB	4	4	0	0-0	0	0	0-0	1
10/30 Chi.	5	4	1	0-0	0	0	0-0	0
11/5 GB	7	4	3	0-0	0	0	5-0	2
11/12 @ Ari.	5	5	0	0-0	0	0	0-0	0
11/19 NO	3	3	0	0-0	0	0	0-0	0
11/23 @ Det.	5	4	1	0-0	1	0	0-0	0
12/3 TB	3	2	1	0-0	0	0	0-0	0
12/9 Cle.	2	2	0	0-0	0	0	0-0	0
12/18 @ SF	2	2	0	0-0	0	0	0-0	0
12/24 @ Cin.	0	0	0	0-0	0	0	0-0	0
Totals	67	57	10	1-0	2	1	5-0	8

1998

Game-by-Game Tackles

Vikings

Date/Opp.	TT	Solo	AS	INT	FF	FR	Sacks	PD
9/6 TB	4	3	1	0-0	0	0	0-0	2
9/13 @ STL	8	6	2	0-0	0	0	0-0	2
9/20 Det.	6	6	0	1-0	0	0	0-0	1
9/27 @ Chi.	6	5	1	1-25	0	0	0-0	2
10/5 @ GB	6	5	1	0-0	0	0	0-0	1
10/18 Was.	1	1	0	1-0	0	0	0-0	1
10/25 @ Det.	5	5	0	0-0	0	0	0-0	1
11/1 @ TB	4	3	1	0-0	0	0	0-0	1
11/8 NO	4	4	0	0-0	0	0	0-0	0
11/15 Cin.	5	5	0	0-0	0	0	0-0	0
11/22 GB	8	4	4	0-0	0	0	0-0	0
11/26 @ Dal.	5	5	0	0-0	0	0	0-0	0
12/6 Chi.	7	7	0	0-0	0	0	0-0	1
12/13 @ Bal.	5	5	0	1-10	0	0	0-0	1
12/20 Jax.	4	3	1	0-0	0	0	1-9	0
12/26 @ Ten.	2	1	1	0-0	0	0	0-0	0
Totals	80	68	12	1-25	0	0	1-9	13

Playoffs

1/10 Ari.	8	7	1	0-0	0	0	0-0	2
1/17 Atl.	9	9	0	0-0	0	0	0-0	4
Totals	17	16	1	0-0	0	0	0-0	6

1996


Game-by-Game Tackles

Vikings

Date/Opp.	TT	Solo	AS	INT	FF	FR	Sacks	PD
9/1 Det.	6	3	3	0-0	0	0	0-0	3
9/8 @ Atl.	1	1	0	0-0	0	0	0-0	0
9/15 @ Chi.	6	5	1	1-0	1	0	0-0	2
9/22 GB	3	1	2	0-0	0	0	0-0	2
9/29 @ NYG	6	6	0	0-0	0	0	0-0	0
10/6 Car.	4	3	1	1-9	0	0	0-0	0
10/13 @ TB	7	7	0	0-0	0	0	0-0	3
10/28 Chi.	2	1	1	0-0	0	0	0-0	0
11/3 KC	5	4	1	1-2	0	0	0-0	2
11/10 @ Sea.	3	3	0	0-0	0	0	0-0	0
11/17 @ Oak.	7	6	1	0-0	0	0	0-0	2
11/24 Den.	2	2	0	0-0	0	0	0-0	0
12/1 Ari.	4	3	1	1-1	0	0	0-0	2
12/8 @ Det.	9	7	2	0-0	0	0	0-0	2
12/15 TB	3	3	0	0-0	0	0	0-0	0
12/22 @ GB	5	4	1	0-0	1	0	0-0	0
Totals	73	59	14	4-12	2	0	0-0	16

Playoffs

12/28 @ Dal.	3	3	0	0-0	0	0	0-0	0
Totals	3	3	0	0-0	0	0	0-0	0



COREY FULLER

COREY FULLER 26

REGULAR SEASON...

Year	TT	Solo	AS	INTs	FR	FF	TDs	Sacks	PD
<i>Minnesota</i>									
1995	67	57	10	1-0	1	2	0	0.5-0	8
1996	73	59	14	4-12	0	2	0	0-0	16
1997	95	83	12	2-24	0	2	0	0-0	17
1998	80	68	12	4-35	0	0	0	1-9	13
Totals	315	267	48	11-71	1	6	0	1.5-9	54
<i>Cleveland</i>									
1999	82	66	16	0-0	2	1	0	0-0	12
2000	45	38	7	3-0	1	1	0	0-0	13
2001	96	77	19	3-82	1	2	0	0-0	23
2002	38	23	15	1-1	0	2	0	0-0	8
Totals	261	204	57	7-83	4	6	0	0-0	56
<i>Baltimore</i>									
2003	41	37	4	0	0	0	0	0-0	8
Totals	41	37	4	0	0	0	0	0-0	8
Career	617	508	109	18-154	5	12	0	1.5-9	118

SPECIAL TEAMS TACKLES (15): 1995 (7); 1996 (3); 1997 (2); 1998 (1); 2002 (1); 2003 (1)


POSTSEASON...

Year	TT	Solo	AS	INTs	FR	FF	TDs	Sacks	PD
<i>Minnesota</i>									
1996	3	3	0	0.0	0	0	0	0	0
1997	15	15	0	0.0	0	0	0	0	0
1998	17	16	1	0.0	0	0	0	0	0
Totals	35	34	1	0.0	0	0	0	0	0
<i>Cleveland</i>									
2002	4	4	0	0.0	0	0	0	0	0
Totals	4	4	0	0.0	0	0	0	0	0
<i>Baltimore</i>									
2003	0	0	0	0.0	0	0	0	0	0
Totals	0	0	0	0.0	0	0	0	0	0
Career	39	38	1	0.0	0	0	0	0	0

COREY FULLER

DID YOU KNOW?

The Ravens' 2003 defense ranked 3rd overall in the NFL in total defense, including 4th in passing yards per game. Baltimore allowed 2,805 passing yards for the season, which breaks down to 175.3 yards per game.



KELLY GREGG
NOSE TACKLE
 YEARS IN NFL: 5
 HT: 6'0" WT: 310
 COLLEGE: Oklahoma
 HS: Edmond (OK)
 BORN: 11/1/76, Wichita, KS
 JOINED RAVENS: Free Agent, 2000

97


GAMES PLAYED/STARTED: (2001, 8/1); (2002, 16/16); (2003, 16/15) **Total 40/32**

Playoffs: (2001, 2/0); (2003, 1/1) **Total 3/1**

TRANSACTIONS: Kelly Gregg signed a contract extension on 12/29/03...Was signed to the active roster on 2/12/01...Signed to the Ravens' practice squad on 9/13/00...Waived by the Philadelphia Eagles on 9/12/00...Signed by the Eagles on 12/8/99...Waived by the Bengals on 9/6/99, then signed to their practice squad on 9/8/99...Was originally selected by the Cincinnati Bengals in the 6th round of the 1999 draft (173rd overall).

PRO: Hard-working run-stuffer who is the heart and soul of the Ravens' DL...Plays with unrelenting determination and body control...Finished 4th on the team with a **career-high 104 tackles** and posted 3 sacks...Also had 1 FR in 2003...Enjoyed a breakout year in 2002 as he started all 16 games at NT...Posted a then-career-high 84 tackles (53 solo) and 2 sacks...Played in 8 games, starting 1 in 2001...Contributed 19 tackles, including 10 solo...Allocated to the Rhein Fire of the NFL Europe League in spring 2001...Led the team with 6 sacks, 3 FFs and finished 3rd with 40 tackles and 3 PD.

2003: Played in all 16 regular season games, starting 15, and started in the Ravens' Wild Card loss to Tennessee...Finished 4th on the team with a **career-high 104 tackles** (78 solo) and had 3 sacks and 1 FR...**2003 SEASON HIGHLIGHTS:** Posted 10 tackles, including 7 solo, 1 QB hit and helped to disrupt the Steelers' running game, holding them to 56 rushing yards in the **season finale vs. Pit. (12/28)**...Continually disrupted the Seahawks' running game with 7 tackles (6 solo) and 1 sack (-5 yards) in **game 11 vs. Sea. (11/23)**...Started and posted 7 tackles (5 solo) and his 1st sack of the season (-4 yards) in **game 4 vs. KC (9/28)**...Started and had 8 tackles (6 solo) and 1 QB hit in the 24-10 win in **game 3 at SD (9/21)**...Started at NT in **game 1 at Pit. (9/7)**...Posted 8 tackles (6 solo) and 1 FR (which led to a Ravens' TD).



OFF THE FIELD
 Kelly was voted as the "Ravens Extra Effort Award" winner for the 2003 season by Ravens Roost #7.

2002: Played and started all 16 games at NT in 2002, his 1st full NFL season as a starter...Finished 6th on the team and **led the defensive line with 90 tackles (61 solo)**...Added 2 sacks for 13 yards...**2002 SEASON HIGHLIGHTS:** Posted 10 tackles (6 solo) and had 1 sack (-9 yards) in **game 13 vs. NO (12/8)**...Led DL with 6 tackles (4 solo), including 1 TFL in **game 10 at Mia. (11/17)**...Had 6 tackles (4 solo) and his 1st sack of the season (-5 yards) in **game 5 at Ind. (10/13)**...Posted 3 tackles in 26-21 win in **game 4 at Cle. (10/6)**...Started in **game 2 vs. TB (9/15)**...Had 6 tackles (4 solo), including 1 for loss and 2 QB hits against the Bucs...Started in **game 1 at Car. (9/8)**...Was 3rd on the team with 6 tackles (6 solo) at the Panthers.

2001: Saw action in 8 games, starting 1, during the regular season, and played in both playoff games...Finished the season with 19 tackles (10 solo)...**2001 SEASON HIGHLIGHTS:** Recorded 4 tackles (2 solo) and 1 PD in 14 plays in 22-10 loss in **game 15 at TB (12/29)**...Played on 17 defensive snaps in his 1st-career start, recording 4 tackles (3 solo), including his **1st-career sack**, in 27-17 loss in **game 10 vs. Cle. (11/18)**...The tackles were the 1st of his career...Inactive for 3 games...Played on 3 defensive snaps, 1st action of the season, in 31-23 loss in **game 5 at GB (10/14)**...Inactive for the first 4 games of the season.

COLLEGE, PERSONAL: Recorded 117 tackles during his senior season at Oklahoma in 1998, including a Big 12-leading and Sooner record 24 TFL...He also tallied 9 sacks...Led the Sooners DL in tackles his final 2 seasons with 117 (1998) and 98 (1997) becoming 1st DL to do so in 30 years...Sociology major at Oklahoma...Was named to All-State team each of his final 2 seasons at Edmond (OK) HS...The *Daily Oklahoman* named him the city's Defensive Player of the Year...Also was a top heavyweight wrestler in

KELLY GREGG 97

nation and a 3-time state champion...Volunteered at the Baltimore City Clay Works in 2002...Also helped coach at the 2002 Little League Gatorade Football Camp...Visited children at the University of Maryland Hospital during the holidays last season...Kelly was voted as the "Ravens Extra Effort Award" winner for the 2003 season by Ravens Roost #7...Full Name: Kelly Michael Gregg.

2003

Game-by-Game Tackles

Ravens

Date/Opp.	TT	Solo	AS	INT	FF	FR	Sacks	PD
9/7 at Pit.	8	6	2	0-0	0	1	0-0	0
9/14 vs. Cle.	4	2	2	0-0	0	0	0-0	0
9/21 at SD	8	6	2	0-0	0	0	0-0	0
9/28 vs. KC	7	5	2	0-0	0	0	1-4	0
10/12 at Ari.	5	2	3	0-0	0	0	1-6	0
10/19 at Cin.	5	5	0	0-0	0	0	0-0	0
10/26 vs. Den.	4	2	2	0-0	0	0	0-0	0
11/2 vs. Jax.	9	6	3	0-0	0	0	0-0	0
11/9 at STL	4	4	0	0-0	0	0	0-0	0
11/16 at Mia.	6	5	1	0-0	0	0	0-0	0
11/23 vs. Sea.	7	6	1	0-0	0	0	1-5	0
11/30 vs. SF	7	6	1	0-0	0	0	0-0	0
12/7 vs. Cin.	5	4	1	0-0	0	0	0-0	0
12/14 at Oak.	9	7	2	0-0	0	0	0-0	0
12/21 at Cle.	6	5	1	0-0	0	0	0-0	0
12/28 vs. Pit.	10	7	3	0-0	0	0	0-0	0
Totals	104	78	26	0-0	0	1	3-15	0

Playoffs

1/3/04 vs. Ten.	6	2	4	0-0	0	0	0-0	0
Totals	6	2	4	0-0	0	0	0-0	0

2001

Game-by-Game Tackles

Ravens

Date/Opp.	TT	Solo	AS	INT	FF	FR	Sacks	PD
9/9 Chi.	Inactive							
9/23 @ Cin.	Inactive							
9/30 @ Den.	Inactive							
10/7 Ten.	Inactive							
10/14 @ GB	0	0	0-0	0	0	0	0-0	0
10/21 @ Cle.	Inactive							
10/28 Jax.	Inactive							
11/4 @ Pit.	Inactive							
11/12 @ Ten.	Inactive							
11/18 Cle.	4	3	1	0-0	0	0	1-7	0
11/25 @ Jax.	2	1	1	0-0	0	0	0-0	0
12/2 Ind.	3	2	1	0-0	0	0	0-0	0
12/16 Pit.	0	0	0	0-0	0	0	0-0	0
12/23 Cin.	4	2	2	0-0	0	0	0-0	1
12/29 @ TB	4	2	2	0-0	0	0	0-0	0
1/7 Min.	2	0	2	0-0	0	0	0-0	0
Totals	19	10	9	0-0	0	0	1-7	1

Playoffs

1/13 @ Mia.	0	0	0	0-0	0	0	0-0	0
1/20 @ Pit.	4	3	1	0-0	0	0	0-0	0
Totals	4	3	1	0-0	0	0	0-0	0

2002

Game-by-Game Tackles

Ravens

Date/Opp.	TT	Solo	AS	INT	FF	FR	Sacks	PD
9/8 @ Car.	6	6	0	0-0	0	0	0-0	0
9/15 vs. TB	7	4	3	0-0	0	0	0-0	0
9/30 vs. Den.	1	0	1	0-0	0	0	0-0	0
10/6 @ Cle.	3	2	1	0-0	0	0	0-0	0
10/13 @ Ind.	6	4	2	0-0	0	0	1-4	0
10/20 vs. Jax.	5	2	3	0-0	0	0	0-0	0
10/27 vs. Pit.	6	5	1	0-0	0	0	0-0	0
11/3 @ Atl.	7	7	0	0-0	0	0	0-0	0
11/10 vs. Cin.	6	2	4	0-0	0	0	0-0	0
11/17 @ Mia.	6	4	2	0-0	0	0	0-0	0
11/24 vs. Ten.	5	3	2	0-0	0	0	0-0	0
12/1 @ Cin.	6	4	2	0-0	0	0	0-0	0
12/8 vs. NO	10	6	4	0-0	0	0	1-9	0
12/15 @ Hou.	5	5	0	0-0	0	0	0-0	0
12/22 vs. Cle.	5	3	2	0-0	0	0	0-0	0
12/29 @ Pit.	6	4	2	0-0	0	0	0-0	0
Totals	90	61	29	0-0	0	0	2-14	0

"I said to Brian (Billick), 'We gotta get this guy.' So when I bring him in at practice, even Brian goes, 'Who is this guy?' But, by the time practice was over, Brian said, 'You know what? He's going to be fine.' Now, everybody on our defense loves Kelly, and offensive linemen in the league know all about him."

-Rex Ryan on Kelly Gregg


KELLY GREGG

REGULAR SEASON

Year	TT	Solo	AS	INTs	FR	FF	Sacks	PD
2001	19	10	9	0-0	0	0	1-7	1
2002	90	61	29	0-0	0	0	2-14	0
2003	104	78	26	0-0	1	0	3-15	0
Totals	213	149	64	0-0	1	0	6-36	1

POSTSEASON

Year	TT	Solo	AS	INTs	FR	FF	Sacks	PD
2001	4	3	1	0-0	0	0	0-0	0
2003	6	2	4	0-0	0	0	0-0	0
Totals	10	5	5	0-0	0	0	0-0	0



EDGERTON HARTWELL
LINEBACKER
 YEARS IN NFL: 4
 HT: 6'1" WT: 250
 COLLEGE: Western Illinois
 HS: Cheyenne (Las Vegas, NV)
 BORN: 5/27/78, Las Vegas, NV
 DRAFTED BY: BALTIMORE RAVENS: Draft 4 (126th), 2001

56

GAMES PLAYED/STARTED: (2001, 16/0); (2002, 16/16); (2003, 16/15) Total 48/31

Playoffs (2001, 2/0); (2003, 1/1) Total 3/1

TRANSACTIONS: Edgerton Hartwell re-signed with the Baltimore Ravens on 5/17/04...Was originally selected by the Ravens with their 4th round pick (126th overall) in the 2001 NFL draft.

PRO: Chosen by *Sports Illustrated* as the NFL's best LB to stuff the run on 4th-and-inches, Hartwell is a throwback who can fight through the blocks of the G and C...Finished 2nd on the team with 140 tackles, and added 3 sacks, 5 PD, 2 FFs and 1 INT in 2003...**Led the team with 191 tackles in 2002, becoming the only player other than Ray Lewis to lead the Ravens in tackles in franchise history**...Hard-nosed player who had a breakout season in 2002...Earned **AFC Defensive Player of the Week** honors when he led the team with 15 tackles (10 solo) in 13-12 win vs. Tennessee in game 11...Tough, aggressive tackler who saw action in all 16 games and 2 postseason games as a rookie...Was a valuable backup and special teams performer, recording 9 total special teams tackles.

2003: Saw action in all 16 regular season games, starting 15...Also started the Ravens' postseason contest...Finished 2nd on the team with 140 tackles, 3 sacks, 5 PD, 2 FFs and 1 INT in 2003...**2003 SEASON HIGHLIGHTS:** Finished with 12 tackles (11 solo), including 2 for loss, 1.5 sacks (-9.5 yards) and a PD, which led to a Ray Lewis INT in the **season finale vs. Pit. (12/28)**...Started and recorded the **1st INT of his career** in game 12 vs. SF (11/30)...Also recorded 9 tackles (6 solo), including 1 TFL...Started and was 2nd on the team with 11 tackles, his 4th double-digit tackle performance in **game 8 vs. Jax. (11/2)**...Started and was 2nd on the team with 10 tackles (6 solo), 1 PD, 1 TFL and 1 FF as the defense held the Browns to 60 net rushing yards in 33-13 win in **game 2 vs. Cle. (9/14)**.

2002: Started all 16 games at ILB in 2002...**Became 1st player in franchise history other than fellow LB Ray Lewis to lead the team in tackles with 191, including 125 solo**...Also posted 7 PD and 3 sacks (18 yards)...**2002 SEASON HIGHLIGHTS:** Started in season finale at Pit. (12/29) and **led the team with a career-high 17 tackles (13 solo)**, including 1 sack (-3 yards) against the Steelers...Started and earned **AFC Defensive Player of the Week** honors as he led the team with 17 tackles (12 solo) in 13-12 win in **game 11 vs. Ten. (11/24)**...Tied for the team lead with 11 tackles (9 solo) in 38-27 win in **game 9 vs. Cin. (11/10)**...**Had 2 sacks (1st of his career) for 15 yards against the Bengals**...**Started his 1st-career game** at ILB in the season opener at Car. (9/8)...Was 2nd on the team with 9 tackles against the Panthers...Helped to limit Panthers QB Rodney Peete to just 136 yards passing.

2001: Tied for 6th on the team with 9 special teams tackles...**2001 SEASON HIGHLIGHTS:** Played on special teams in **game 9 at Ten. (11/12)**...Also saw 1st action of the season on defense...Played on special teams, and had 1 FR, which was dropped by Nate Wayne after a hit by Obafemi Ayanbadejo on an onside kick **game 5 at GB (10/14)**...Made 2 special teams tackles in 26-7 win in **game 4 vs. Ten. (10/7)**...Recorded 2 special teams tackles (both assists) in **game 3 at Den. (9/30)**.

COLLEGE, PERSONAL: Began his collegiate career at the University of Wisconsin before transferring to Western Illinois...Became the 3rd WIU player in 4 years to earn Buck Buchanan Award honors, given to the top defensive player in NCAA Division I-AA...Despite playing only 3 years for the

21 OFF THE FIELD

One of the most community-active Ravens, Ed hosts an annual free clinic at Baltimore's Lake Clifton HS that teaches life skills, football and cheerleading.

EDGERTON HARTWELL 56

Leathernecks, he owns school records with 512 TTs, including 308 solo stops and registered at least 10 tackles in 31 games, including his final 23 contests (played in a total of 37 games)...Unanimous All-America 1st-team selection as a senior...All-Gateway Conference 1st-team choice and Defensive Player of the Year...Named Division I-AA National Defensive Performer of the Year by *The NFL Draft Report*...Served as team captain...Led the nation with 191 tackles (122 solo)...Had 5 sacks (-35 yards) and 11 TFL...Tied for the national lead with 4 FRs and also had 2 FFs...Intercepted a pass and also had 3 PD...Had at least 10 tackles in every game...Had 20 tackles (15 solo) vs. Southwest Missouri, 2 sacks for 12 yards, and recorded 1 FF, which he recovered, to earn National Player of the Week honors from the Sports Network...Closed out his career with a season-high 22 tackles (15 solo) and a pass deflection vs. Lehigh in the Division I-AA playoffs...Walter Camp, *Football Gazette*, Sports Network and *Associated Press* All-America 1st-team choice...All-Gateway Conference 1st-team selection and Defensive Player of the Year...Led the Leathernecks with 168 tackles (107 solo), breaking the school season-record of 99 solo stops...Credited with 6 sacks (-36 yards) and 14 TFL (-30 yards)...Returned an INT 41 yards and 2 PD...Had 2 FFs and 1 FR...All-Gateway Conference 2nd-team selection...In his 1st year at WIU, he finished 2nd on the team with 156 tackles (79 solo)...Had an 8-yard sack and 7 TFL (-15 yards)...Intercepted 2 passes and deflected 6 others...Also had 2 FFs...Reserve LB, playing in every game as a redshirt freshman...Played briefly on special teams in 2 games before being granted a medical redshirt in 1996...Suffered a left shoulder (AC joint) separation during fall drills...All-America honorable mention by *USA Today* and runner-up for *USA Today's* Nevada Player of the Year honors as a senior at Cheyenne (Las Vegas, NV) HS...*Long Beach Press Telegram* "Best of the West," All-State and Southern Zone Player of the Year that season...Recorded 131 tackles with 5 FRs, 4 INTs and 6 sacks as the team ranked 2nd in the state that year...Also rushed for 350 yards with 15 TDs, returned 2 INTs for scores and averaged 40.2 yards as a P...Scored 35 points in a span of 8 minutes to lead the team to victory in the zone championship game...Finished his career with 256 tackles, 12 FFs, 800 yards rushing, 580 yards passing and 32 TDs...Also lettered in basketball and track...Graduated with a 3.67 GPA...Special education major...Mentored and trained members of the Randallstown (MD) HS football team in 2002 as part of an internship...Attended Mike Jones' Golf Tournament as a celebrity guest in July 2002...Participated again in Oakland Raiders TE Roland Williams football camp in Rochester, NY, in 2001, 2002 and 2004...Worked with Baltimore's Northern HS football team in the fall of 2001...Spokesperson for SPCA animal shelters...In 2002, founded the Big Hart Foundation that helps children and families in need...Foundation also raised money for college scholarships at Clifton Park in June 2003...Participated as a coach in the Offense-Defense camp in July (2003) at Towson University...Spoke at Baltimore's 2003 HS all-star banquet, which honored Ray Lewis' brother, Keon Lattimore, in the spring of 2003...Hartwell was also voted as the "Ravens Extra Effort Award" winner in 2002 by Ravens Roost #7...Ravens 2002 recipient of NFLPA's Unsung Hero, voted by his teammates...Ed hosted a football skills clinic for children at Clifton Park in 2003 and 2004...He also participated in several Gatorade Jr. Training Camps during the season...Ed signed autographs at a military unit in Hawaii during the 2004 Pro Bowl...Full name: Edgerton Hartwell.



EDGERTON HARTWELL 56

2003

Game-by-Game Tackles

Ravens

Date/Opp.	TT	Solo	AS	INT	FF	FR	Sacks	PD
9/7 at Pitt.	9	7	2	0-0	0	0	0-0	0
9/14 vs. Cle.	10	6	4	0-0	1	0	0-0	1
9/21 at SD	12	2	10	0-0	0	0	0-0	0
9/28 vs. KC	13	12	1	0-0	0	0	0-0	0
10/12 at Ari.	7	6	1	0-0	1	0	0-0	0
10/19 at Cin.	7	5	2	0-0	0	0	1.5-11	0
10/26 vs. Den.	8	5	3	0-0	0	0	0-0	1
11/2 vs. Jax.	10	2	8	0-0	0	0	0-0	0
11/9 at STL	9	3	6	0-0	0	0	0-0	0
11/16 at Mia.	9	7	2	0-0	0	0	0-0	1
11/23 vs. Sea.	7	6	1	0-0	0	0	0-0	0
11/30 vs. SF	9	6	3	1-26	0	0	0-0	1
12/7 vs. Cin.	6	3	3	0-0	0	0	0-0	0
12/14 at Oak	8	5	3	0-0	0	0	0-0	0
12/21 at Cle.	4	3	1	0-0	0	0	0-0	0
12/28 vs. Pit.	12	11	1	0-0	0	0	1.5-9.5	1
Totals	140	89	51	1-26	2	0	3-20.5	5

Playoffs

1/3/04 vs. Ten	10	7	3	0-0	0	0	0	0
Totals	10	7	3	0-0	0	0	0	0

2002

Game-by-Game Tackles

Ravens

Date/Opp.	TT	Solo	AS	INT	FF	FR	Sacks	PD
9/8 @ Car	9	2	7	0-0	0	0	0-0	0
9/15 vs. TB	9	6	3	0-0	0	0	0-0	0
9/30 vs. Den	11	7	4	0-0	0	0	0-0	1
10/6 @ Cle	8	4	4	0-0	0	0	0-0	0
10/13 @ Ind	13	9	4	0-0	0	0	0-0	0
10/20 vs. Jax.	11	8	3	0-0	0	0	0-0	0
10/27 vs. Pit	8	5	3	0-0	0	0	0-0	0
11/3 @ Atl	9	7	2	0-0	0	0	0-0	0
11/10 vs. Cin	11	9	2	0-0	0	0	2-15	1
11/17 @ Mia	12	5	7	0-0	0	0	0-0	0
11/24 vs. Ten	17	12	5	0-0	0	0	0-0	0
12/1 @ Cin	16	13	3	0-0	0	0	0-0	2
12/8 vs. NO	15	9	6	0-0	0	0	0-0	3
12/15 @ Hou	12	8	4	0-0	0	0	0-0	0
12/22 vs. Cle	13	8	5	0-0	0	0	0-0	0
12/29 @ Pit	17	13	4	0-0	0	0	1-3	0
Totals	191	125	66	0-0	0	0	3-18	7

EDGERTON HARTWELL

REGULAR SEASON

Year	TT	Solo	AS	Sacks	FR	FF	INTs	PD
2002	*191	*125	*66	3-18	0	0	0-0	7
2003	140	89	51	3-20.5	0	2	1-26	5
Totals	331	214	117	6-38.5	0	2	1-26	12

*Led Team

SPECIAL TEAMS TACKLES (9): 2001 (9)

POSTSEASON

Year	TT	Solo	AS	Sacks	FR	FF	INTs	PD
2003	10	7	3	0-0	0	0	0-0	0
Totals	10	7	3	0-0	0	0	0-0	0

SPECIAL TEAMS TACKLES (1): 2001 (1)


EDGERTON HARTWELL

COUNCIL OF BALTIMORE RAVENS ROOST (FORMALLY COLTS CORRAL)-FOUNDED IN 1957 "UNSUNG HERO AWARD"

Presented annually to the Ravens' player who best demonstrates outstanding performance on the field, but does not receive recognition for his accomplishments. The award, voted by the presidents of the individual councils, is presented at the Roosts' Bull and Oyster Roast each February.

PAST WINNERS

1996 - RB Earnest Byner
1997 - S Stevon Moore
1998 - OL Jeff Blackshear
1999 - DT Larry Webster
2000 - S Kim Herring
2001 - LB Jamie Sharper
2002 - NT Kelly Gregg
2003 - LB Ed Hartwell



TODD HEAP

TIGHT END

YEARS IN NFL: 4

HT: 6'5" **WT:** 252

COLLEGE: Arizona State

HS: Mountain View (Mesa, AZ)

BORN: 3/16/80, Mesa, AZ

JOINED RAVENS: Draft 1 (31st), 2001

86

GAMES PLAYED/STARTED: (2001, 12/6); (2002, 16/16); (2003, 16/16) **Total 44/38**

Playoffs (2001, 2/1); (2003, 1/1) **Total 3/2**

TRANSACTIONS: Todd Heap was picked with the 31st overall selection in the 1st round of the 2001 NFL Draft...Was the 1st TE selected in the draft and the 2nd player from Arizona State behind DB Adam Archuleta, selected by the St. Louis Rams with the 20th overall selection.

PRO: Two-time Pro Bowler who is 1 of the most dynamic athletes in the NFL...Heap earned his **2nd-consecutive Pro Bowl and 2nd-team All Pro honors in 2003**...A prolific receiver, Heap led the Ravens in receptions for the 2nd-consecutive year (57 for 693 yards and 3 TDs) and his blocking was instrumental in Jamal Lewis' 2,066 yard season...Heap also rushed 3 times for 21 yards...Earned his **1st Pro Bowl selection in 2002** as he established himself as not only a go-to player for the Ravens, but also as one of the premier TEs in the game...**Led the Ravens with 68 receptions for 836 yards and 6 TDs** and was the only TE in the league to lead his team in receptions...Smart player with big-play ability who saw action in 12 games, starting 6 as a rookie in 2001 when he was slowed most of the season with a high ankle sprain...Posted 16 receptions for 206 yards and 1 TD alongside future Hall of Famer Shannon Sharpe...Was the 1st player selected by the Ravens out of Arizona State and the 2nd TE ever selected in their 6-year draft history (Cam Quayle, 7th round, "Mr. Irrelevant," in 1998)...Entered the draft after his junior season.

2003: Earned his 2nd consecutive Pro Bowl and 2nd-team All Pro honors in 2003...Started all 16 regular season games and the Ravens' postseason contest at TE...Led the Ravens in receptions for the 2nd consecutive year (57 for 693 yards and 3 TDs) and his blocking was instrumental in Jamal Lewis' 2,066 yard season...Heap also rushed 3 times for 21 yards...

2003 SEASON HIGHLIGHTS: Started and pulled in a postseason career-high 6 receptions for 80 yards and 1 TD in the **Wild Card loss vs. Ten.** (1/3/04)...Led the team with 6 receptions for 93 yards and 1 TD in **game 14 at Oak.** (12/14)...Of his 6 receptions, 3 were for 1st downs (and 1 for a TD), including a 31-yard circus catch on 3rd-and-5 against the Raiders...Led the team with a **career-high 8 receptions** for 64 yards in **game 10 at Mia.** (11/16)...Started and posted his 2nd-career 100-yard receiving game, as he hauled in 7 receptions for 129 yards in **game 6 at Cin.** (10/19)...Heap also caught a pair of 2-point conversions, and 4 of his 7 receptions accounted for 1st downs against the Bengals...Along with Travis Taylor (138), he became half of the 1st pair of Ravens to record 100 yards receiving in the same game since Michael Jackson (128) and Derrick Alexander (123) did it vs. NE on 10/6/96.

2002: One of only 3 offensive players (T Jonathan Ogden and G Bennie Anderson) to start all 16 games in 2002...**Led the team with a career-high 68 receptions for 836 yards and 6 TDs**...Also rushed 4 times for 38 yards...**Earned his 1st-career Pro Bowl berth**...**2002 SEASON HIGHLIGHTS:** Started and led the team with a **career-high 7 receptions for a career-high 146 yards** (20.9 avg.) and 1 TD in **game 16 at Pit.** (12/29)...Started and led the team with 7 receptions for 61 yards in **game 15 vs. Cle.** (12/22)...Four of Heap's 7 receptions accounted for 1st downs against the Browns...Started and posted 5 receptions for a then-career-high 84 yards in **game 3 against Den.** (9/30)...Also **established a career high with 2 TD receptions vs. the Broncos**...Heap scored both of his TDs in the second quarter, when he had 3 receptions for 33 yards.

2001: Saw action in 12 regular season games, starting 6, as a rookie...Slowed remainder of the sea-

OFF THE FIELD

Todd, along with Commissioner Paul Tagliabue, and Keith Brooking and Warrick Dunn of the Atlanta Falcons traveled to Germany in the spring of 2004 to visit troops heading to, or returning from Iraq or Afghanistan. They also visited several hospitals to spend time with wounded soldiers.

TODD HEAP 86

PLAYERS

son after suffering high ankle sprain in **game 3 at Cin. (9/23)**...Also played in 2 postseason games, starting 1...Posted 16 receptions for 206 yards and 1 TD during the regular season; and had 1 reception for 11 yards in the playoffs...**2001 SEASON HIGHLIGHTS:** Caught 3 passes for 39 yards in 24-21 win in **game 11 at Jax. (11/25)**...Caught 2 passes for 16 yards in **game 2 at Cin. (9/23)**...Injured ankle after making a catch in the third quarter...Did not return to game...Made 5 catches for 57 yards in **NFL debut** in **game 1 vs. Chi. (9/9)**...**1st-career catch was a 3-yard reception in the first quarter.**

COLLEGE, PERSONAL: Holds the Sun Devils' career record for TEs with 115 receptions, topping the previous mark of 88 catches by Ken Dyer (1965-67)...His 1,685 yards broke Dyer's all-time record (for TEs) of 1,365 yards...Started 2 seasons (as a sophomore and junior) and was an All-Pac 10 choice both seasons...Had 9 career special teams tackles and a 2-yard rush...Saw brief action with the 1999-2000 ASU basketball team at the conclusion of the football season...All-America 1st-team selection by *The NFL Draft Report*, earning 2nd-team honors from Walter Camp as a junior...Was an All-Pac 10 Conference 1st-team choice...Finalist for the John Mackey Award, given to the top TE in the country...Started every game...Despite 3 different starters at QB during the season, he still managed to lead the team with 48 receptions for 644 yards (13.4 yard avg.) and 3 TDs...His 48 grabs ranked behind his 55 catches (1999) and Don Kern's 49 (1983) on the school's season-record list for TEs...26 of his catches resulted in 1st downs...All-America 1st-team selection by *SportsPage.com* and an All-Pac 10 Conference 1st-team choice as a sophomore...Became the 1st TE since Ryan McReynolds in 1988 (28 catches) to lead the team in receptions as he hauled in 55 passes for 832 yards (15.1 avg.) and 3

2003

Game-by-Game

Ravens

Receiving

Date/Opp.	Rec.	Yds	Avg.	LG	TDs	Rushing No.	Yds	Avg.	LG	TDs
9/7 @ Pit.	6	55	9.2	12	0	0	0	0.0	0	0
9/14 vs. Cle.	1	7	7.0	7	0	0	0	0.0	0	0
9/21 @ SD	5	50	10.0	25	1	0	0	0.0	0	0
9/28 vs. KC	4	48	12.0	32	0	1	9	9.0	9	0
10/12 @ Ari.	1	2	2.0	2	0	0	0	0.0	0	0
10/19 @ Cin.	7	129	18.4	31	0	0	0	0.0	0	0
10/26 vs. Den.	3	54	18.0	33	0	0	0	0.0	0	0
11/2 vs. Jax.	2	53	26.5	33	1	0	0	0.0	0	0
11/9 @ STL	6	49	8.2	14	0	1	5	5.0	5	0
11/16 @ Mia.	8	64	8.0	18	0	0	0	0.0	0	0
11/23 vs. Sea.	1	22	22.0	22	0	1	7	7.0	7	0
11/30 vs. SF	4	38	9.5	11	0	0	0	0.0	0	0
12/7 vs. Cin.	1	14	14.0	14	0	0	0	0.0	0	0
12/14 @ Oak.	6	93	15.5	31	1	0	0	0.0	0	0
12/21 @ Cle.	1	14	14.0	14	0	0	0	0.0	0	0
12/28 vs. Pit.	1	1	1.0	1	0	0	0	0.0	0	0
Totals	57	693	12.2	33	3	3	21	7.0	9	0

Playoffs

1/3/04 vs. Ten	6	80	13.3	35	1	0	0	0.0	0	0
Totals	6	80	13.3	35	1	0	0	0.0	0	0

2001

Game-by-Game

Ravens

Receiving

Date/Opp.	Rec.	Yds	Avg.	LG	TDs	Rushing No.	Yds	Avg.	LG	TDs
9/9 vs. Chi.	5	57	11.4	24	0	0	0	0.0	0	0
9/23 @ Cin.	2	16	8.0	11	0	0	0	0.0	0	0
9/30 @ Den.						DNP				
10/7 vs. Ten.						DNP				
10/14 @ GB						DNP				
10/21 @ Cle.						DNP				
10/28 vs. Jac.	0	0	0.0	0	0	0	0	0.0	0	0
11/4 @ Pit.	0	0	0.0	0	0	0	0	0.0	0	0
11/12 @ Ten.	0	0	0.0	0	0	0	0	0.0	0	0
11/18 vs. Cle.	1	24	24.0	24	1	0	0	0.0	0	0
11/25 @ Jax.	3	39	13.0	20	0	0	0	0.0	0	0
12/2 vs. Ind.	1	9	9.0	9	0	0	0	0.0	0	0
12/16 vs. Pit.	1	11	11.0	11	0	0	0	0.0	0	0
12/23 vs. Cin.	1	18	18.0	18	0	0	0	0.0	0	0
12/29 @ TB	2	32	16.0	17	0	0	0	0.0	0	0
1/7 vs. Min.	0	0	0.0	0	0	0	0	0.0	0	0
Totals	16	206	12.9	24	1	0	0	0.0	0	0

Playoffs

1/13 @ Mia	1	11	11.0	11	0	0	0	0.0	0	0
1/20 @ Pit	0	0	0.0	0	0	0	0	0.0	0	0
Totals	1	11	11.0	11	0	0	0	0.0	0	0

2002

Game-by-Game

Ravens

Receiving

Date/Opp.	Rec.	Yds	Avg.	LG	TDs	Rushing No.	Yds	Avg.	LG	TDs
9/8 @ Car.	5	20	4.0	5	0	0	0	0.0	0	0
9/15 vs. TB	3	20	6.7	11	0	0	0	0.0	0	0
9/30 vs. Den.	5	84	16.8	33	2	0	0	0.0	0	0
10/6 @ Cle.	4	53	13.3	17	0	0	0	0.0	0	0
10/13 @ Ind.	2	38	19.0	31	0	1	14	14.0	14	0
10/20 vs. Jax.	4	39	9.8	20	2	1	7	7.0	7	0
10/27 vs. Pit.	6	51	8.5	11	0	0	0	0.0	0	0
11/3 @ Atl.	5	60	12.0	16	0	0	0	0.0	0	0
11/10 vs. Cin.	4	65	16.3	29	0	0	0	0.0	0	0
11/17 @ Mia.	1	6	6.0	6	0	0	0	0.0	0	0
11/24 vs. Ten.	4	42	10.5	17	0	1	2	2.0	2	0
12/1 @ Cin.	3	30	10.0	22	1	0	0	0.0	0	0
12/8 vs. NO	5	87	17.4	43	0	0	0	0.0	0	0
12/15 @ Hou.	3	34	11.3	21	0	1	15	15.0	15	0
12/22 vs. Cle.	7	61	8.7	12	0	0	0	0.0	0	0
12/29 @ Pit.	7	146	20.9	42	1	0	0	0.0	0	0
Totals	68	836	12.3	43	6	4	38	9.5	15	0



TODD HEAP

TODD HEAP 86

REGULAR SEASON...

TODD HEAP

RECEIVING

Year	No.	Yds.	Avg.	LG	TD
2001	16	206	12.9	24t	1
2002	*68	836	12.3	43	*6
2003	*57	*693	12.2	33t	3
Totals	141	1,735	12.3	43	10

*Led Team

RUSHING

Year	No.	Yds.	Avg.	LG	TD
2002	4	38	9.5	15	0
2003	3	21	7.0	9	0
Totals	7	59	8.4	15	0

CAREER SINGLE-GAME HIGHS (regular season)

Receptions:

8 (11/16/03 at Mia.)

Yardage

146 (12/29/02 at Pit.)

129 (10/19/03 at Cin.)

93 (12/14/03 at Oak.)

87 (12/8/02 vs. NO)

84 (9/30/02 vs. Den.)

Long Gain:

43 (12/8/02 vs. NO)

Touchdowns:

2 (2 times) last (10/20/02 vs. Jax.)

POSTSEASON...

RECEIVING

Year	No.	Yds.	Avg.	LG	TD
2001	1	11	11.0	11	0
2003	6	80	13.3	35t	1
Totals	7	91	13.0	35t	1

TDs...His 55 receptions set a school season-record for TEs...Overall, only John Jefferson (58 in 1977), J.D. Hill (61 in 1970), Greg Hudson (62 in 1973) and Ron Fair (64 in 1989) caught more passes in a season for the Sun Devils...His 832 yards broke the previous Sun Devil single-season record for TEs by Ken Dyer in 1967 (654)...It was also the most yards gained in a season by an ASU player since

"With no disrespect to Tony Gonzalez, Jeremy Shockey and Shannon Sharpe, and those are three players that are phenomenal talents, I wouldn't trade Todd for anybody."

-Brian Billick on Todd Heap

Keith Poole amassed 1,036 yards in 1995...Thirty-three of his catches resulted in 1st downs...Also recorded a pair of solo tackles and 1 FR...Recipient of the team's Bill Kajikawa Top Freshman Award...Reserve TE, appearing in 11 games...Caught 12 passes for 209 yards (17.4 avg.) and 4 TDs...Also recorded 7 tackles (4 solo) on special teams...Lettered 3 times in football and basketball at Mountain View (Mesa, AZ) HS...Helped the team become the 1st school to win back-to-back state championships in 1996 and 1997...Earned Arizona All-Star honors, All-Arizona, Super All-State, Arizona 5A Player of the Year, Ed Doherty Player of the Year Award and All East Valley 2-Way Player of the Year as a senior...Super Prep All-America pick...Broke several school records, including

most career receiving yards (1,377), most career receptions (87), most career TD receptions, and most TD catches in 1 game (3)...Pre-Business major...One of 6 children (sisters, Alyssa and Carli, and brothers, John, Greg and Brad)...Grandfather, Theo, and great uncle, Verl, played basketball at Arizona

TODD HEAP 86

State...Mother's cousin is Arizona State Hall of Fame QB and former Dallas Cowboy Danny White, the current head coach of the Arena League's Arizona Rattlers...In April 2003, Todd travelled to Bethesda Naval medical center and Walter Reed hospitals to visit U.S. soldiers wounded in Operation Iraqi Freedom...Todd joined Baltimore-area military families to connect with troops overseas on 12/9 as part of Operation: Live Connections...Adam Vaughn, from Hanover, MD., met Heap at the USO Center of BWI Airport...Vaughn, whose cousin, Airman 1st class Michael Martinson, is serving duty abroad, was coached by Heap as they connected with Martinson in Germany...Todd, along with Commissioner Paul Tagliabue, Keith Brooking and Warrick Dunn of the Atlanta Falcons traveled to Germany in the spring of 2004 to visit troops heading to, and returning from Iraq and Afghanistan...They also visited several hospitals to spend time with wounded soldiers...For the 2nd-straight year, Todd teamed up with Edwin Mulitalo to co-host the Goodwill Industries Gridiron Halloween party, and helped raise more than \$100,000 for the charity....Heap and his wife, Ashley, have a daughter, Brooklyn (7/21/02)...Full name: Todd Benjamin Heap.

PLAYERS



JAVIN HUNTER

WIDE RECEIVER/CORNERBACK

YEARS IN NFL: 3
HT: 5'11" WT: 190
COLLEGE: Notre Dame
HS: Detroit Country Day
(Orchard Lake, MI)
BORN: 5/9/80, Detroit, MI
JOINED RAVENS: Draft 6b (206th), 2002

GAMES PLAYED/STARTED: (2002, 12/3); (2003, IR) **Total 12/3**


TRANSACTIONS: Javin Hunter was selected by the Ravens in the 6th round with the 206th overall pick in the 2002 NFL draft...He became the 2nd Notre Dame selection for the Ravens in the 2002 draft (and 2nd ever), following 2nd-round choice DE Tony Weaver.

PRO: Speedy athlete with good hands and body control...Expects to be back at full strength after missing the entire 2003 season with an Achilles injury...Added threat as a kick and punt returner...Saw action in 12 games, starting 3 in 2002...Had 5 receptions for 35 yards and had 1 carry for 9 yards...Could see action at CB.

2003: Was placed on Injured Reserve on 8/25 after tearing his Achilles tendon in training camp.

2002: Saw action in 12 games, starting 3 as a rookie...Finished the season with 5 receptions for 35 yards, and carried the ball 1 time for 9 yards...Also had 4 KORs for 105 yards (26.3 avg.)...**2003 SEASON HIGHLIGHTS:** Saw action off the bench and hauled in 2 passes for 15 yards in **game 10 at Mia. (11/17)**...Came off the bench and had 1 reception for 5 yards in **game 9 vs. Cin. (11/10)**...Also saw action on special teams against the Bengals...**Started his 1st-career game** in place of an injured Brandon Stokley (ankle) in **game 5 at Ind. (10/13)**...Pulled in his **1st NFL reception** for 7 yards...Took a lateral from Robert Tate and raced a career-high 63 yards on the 1st KOR of the game against the Colts...Saw action both from scrimmage and on special teams in the season opener at Car. (9/8).

COLLEGE, PERSONAL: Finished his Notre Dame career with 63 receptions for 867 yards (13.8 avg.) and 4 TDs...Started every game and led the Irish with a career-high 37 receptions for 387 yards (10.5 avg.) and 1 TD as a senior...His season-best 77 yards on 4 receptions came against USC and his career-high 8 receptions (for 72 yards) came against Texas A&M...Slowed by a high ankle sprain as a junior, started 8 of 11 games for the Irish, including the 2001 Tostitos Fiesta Bowl against Oregon State...Gained 256 yards on 13 receptions (19.7 avg.) and 3 TDs...Played in all 12 games as a sophomore...In his starting debut, had 3 receptions for 47 yards vs. Purdue...Made an appearance in 8 games,



OFF THE FIELD

Javin, along with Ravens teammates, spread holiday cheer to the children at the Big Brothers, Big Sisters holiday event at M&T Bank Stadium last Dec. The players signed autographs and mingled with the children from the mentoring program during the event.

JAVIN HUNTER 48

including the 1999 Gator Bowl vs. Georgia Tech...*Parade Prep* All-America and *USA Today* 2nd-team All-America at Detroit Country Day School (Orchard Park, MI)...Rated the 34th-best player in the country by *The Sporting News* and the 37th-best player in the country by *The Chicago Sun-Times*...*The Dallas Morning News* rated him one of the top 100 players...Caught 46 passes for 794 yards and 9 TDs as a senior, and rushed 13 times for 115 yards...Also amassed 329 yards on punt and KORs and finished with 1,238 all-purpose yards in 1997...Was an All-State, All-Area, All-Metro and All-Conference pick his junior and senior years...As a junior, he caught 31 passes for 697 yards and 3 TDs and also intercepted 2 passes...Had 9 receptions for 254 yards and 3 TDs as a sophomore, the year his team won the Michigan Class B football state title...Also as a sophomore, averaged 42.8 yards on KORs with 1 TD and was selected for Michigan Prep All-Star football game...Played guard on the Detroit Country Day School basketball team for 4 years...Was 2nd-team All-State in basketball as a junior, teaming with eventual Duke standout and current Memphis Grizzlies forward Shane Battier...During that season, averaged 18.3 points, 3.4 assists and 3.2 rebounds per game...Won 3 state basketball titles his freshman through junior years...Was the MVP in the state basketball tournament as a sophomore and junior...Earned All-State honors in track as a junior, finishing 4th in the state in long jump at 21-8 1/2...Set the 8th-grade state long jump mark at 20-7...Father, James, was a DB for the Detroit Lions from 1976-82 (led the Lions in INTs in '76, '77 and '80) after playing at Grambling in the '70s...Javin worked with the students in Living Classrooms' Fresh Start program, assisting with various carpentry activities...Students produce a line of outdoor furniture, boats and custom projects...Students also focused on developing professional and interpersonal skills that will help them in future endeavors...Majored in economics...Has 1 son, Jaden (2/13/02), with Niele Ivey, who plays for the WNBA's Indiana Fever...Full name: Javin (pronounced JAVE-in) Edward Hunter.

2002
Game-by-Game
Ravens

RECEIVING

Date/Opp.	No.	Yards	Avg.	LG	TD	RUSHING No.	Yards	Avg.	LG	TD
9/8 @ Car.	0	0	0.0	0	0	0	0	0.0	0	0
9/15 vs. TB	0	0	0.0	0	0	0	0	0.0	0	0
9/30 vs. Den.	0	0	0.0	0	0	0	0	0.0	0	0
10/6 @ Cle.	0	0	0.0	0	0	0	0	0.0	0	0
10/13 @ Ind.	1	7	7.0	7	0	1	9	9.0	9	0
10/20 vs. Jax.	0	0	0.0	0	0	0	0	0.0	0	0
10/27 vs. Pit.	0	0	0.0	0	0	0	0	0.0	0	0
11/3 @ Atl.	1	8	8.0	8	0	0	0	0.0	0	0
11/10 vs. Cin.	1	5	5.0	5	0	0	0	0.0	0	0
11/17 @ Mia.	2	15	7.5	8	0	0	0	0.0	0	0
11/24 vs. Ten.	0	0	0.0	0	0	0	0	0.0	0	0
12/1 @ Cin.	0	0	0.0	0	0	0	0	0.0	0	0
12/8 vs. NO	INACTIVE - SUSPENDED									
12/15 @ Hou.	INACTIVE - SUSPENDED									
12/22 vs. Cle.	INACTIVE - SUSPENDED									
12/29 @ Pit.	INACTIVE - SUSPENDED									
Totals	5	35	7.0	8	0	1	9	9.0	9	0



JAVIN HUNTER

REGULAR SEASON...

RECEIVING

Year	No.	Yards	Avg.	LG	TD
2002	5	35	7.0	8	0
2003	INJURED RESERVE				
Totals	5	35	7.0	8	0

CAREER SINGLE-GAME HIGHS (regular season)

Receptions:

2 (11/17/02 at Mia.)

Yardage:

15 (11/17/02 at Mia.)

Long Gain:

8 (11/17/02 at Mia.)

JAVIN HUNTER



RANDY HYMES

WIDE RECEIVER

YEARS IN NFL: 3

HT: 6'3" WT: 211

COLLEGE: Grambling

HS: Hitchcock (TX)

BORN: 8/7/79, Galveston, TX

JOINED RAVENS: Free Agent, 2002

80

GAMES PLAYED/STARTED: (2002, 7/2); (2003, 1R) Total 7/2

TRANSACTIONS: Randy Hymes was re-signed by the Baltimore Ravens on 6/2/04...Signed to active roster on 11/14/02...Signed to the practice squad on 9/3/02...Waived on 8/30/02...Originally signed as a rookie free agent on 4/26/02.

PRO: Physically gifted receiver with long strides and great hands who was poised to be a major contributor in 2003 before a preseason injury ended his season...Missed all of the 2003 season due to a torn ACL...Showed the ability to make the spectacular catch as well as a being a fearless receiver across the middle...Saw action in 7 games, starting 2 as a rookie in 2002...Pulled in 6 receptions for 123 yards for a team-best 20.5 yards per catch average.

2003: Placed on Injured Reserve on 8/30 after tearing his ACL in a preseason game.

2002: Played in 7 games, starting 2, as a rookie after being moved up from the practice squad...Finished the season with 6 receptions for 123 yards for a team-best 20.5 yards per catch average...**2002 SEASON HIGHLIGHTS:** Started and had 2 receptions for 76 yards (38.0 avg.), including a spectacular 1-handed grab and run for 33 yards on 3rd-and-11 in the fourth quarter in **game 16 at Pit. (12/29)**...**Started his 1st-career NFL game in game 15 vs. Cle. (12/22)**...Hauled in 3 receptions for 36 yards, including 2 for 1st downs...Also had 2 tremendous blocks on WR Travis Taylor's 2 reverses, which netted 20 yards, on the Ravens' opening possession...Subbed off the bench in 23-19 win in **game 14 at Hou. (12/15)**...**Recorded his 1st NFL reception (good for a first down)** on an 11-yard strike from QB Jeff Blake...**Saw action in his 1st NFL game** from scrimmage, but did not post a catch in **game 10 at Mia. (11/17)**...Signed to the Ravens active roster on 11/14 after spending the 1st 9 weeks of the season on the practice squad.

OFF THE FIELD
Randy, along with Ravens teammates, participated in the American Red Cross' Blood Drive at M&T Bank Stadium last season. The group spent time at the event supporting the donors during a critical time for the Red Cross.

COLLEGE, PERSONAL: Offensive Player of the Year at Grambling as a senior...Played QB (294 for 623 for 4,413 yards with 33 TDs and 22 INTs in his career) and WR (15 receptions for 242 yards and 6 TDs in his career)...Played on the Grambling basketball team, averaging 5.3 points and 2.9 rebounds per game his senior year...Also competed in the long jump for the Tigers' track and field squad...Caught 9 passes for 145 yards as a senior...Passed for 1,938 yards (126 of 260) with 16 TDs and 11 INTs...Went 8-0 as a starter at QB, leading the Tigers to a Division I Black College and SWAC championship for the 2nd straight year...Hymes was MVP of the State Farm Bayou Classic XXVIII against Southern...Became the Grambling starting QB in game 2, guiding the team to a 9-2 mark while at QB as a junior...Did not play receiver his junior year...Had 6 receptions for 97 yards and 6 TDs in the State Farm Bayou classic XXVI against Southern in 1999...General Studies major...In addition to football, played basketball and track and field at Hitchcock (TX) HS...Was All-State and District MVP in football...Finished in 2nd place in the State Triple Jump (49')...Was Texas All-Star basketball game MVP...Randy worked with the students in Living Classrooms' Fresh Start program, assisting with various carpentry activities...Students produced a line of outdoor furniture, boats and custom projects...Students also focused on developing professional and interpersonal skills that will help them in future endeavors...Randy, Gary Baxter, Javin Hunter, and Damion Cook spread holiday cheer to the children at

RANDY HYMES 80

the Big Brothers, Big Sisters holiday event at M&T Bank Stadium...The players signed autographs and mingled with the children from the mentoring program during the event...Full Name: Randy Hymes.

2002												
Game-by-Game												
Ravens												
RECEIVING						RUSHING						
Date/Opp.	No.	Yards	Avg.	LG	TD	No.	Yards	Avg.	LG	TD		
9/8 @ Car.						ON RAVENS PRACTICE SQUAD						
9/15 vs. TB						ON RAVENS PRACTICE SQUAD						
9/30 vs. Den.						ON RAVENS PRACTICE SQUAD						
10/6 @ Cle.						ON RAVENS PRACTICE SQUAD						
10/13 @ Ind.						ON RAVENS PRACTICE SQUAD						
10/20 vs. Jax.						ON RAVENS PRACTICE SQUAD						
10/27 vs. Pit.						ON RAVENS PRACTICE SQUAD						
11/3 @ Atl.						ON RAVENS PRACTICE SQUAD						
11/10 vs. Cin.						ON RAVENS PRACTICE SQUAD						
11/17 @ Mia.	0	0	0.0	0	0	0	0	0.0	0	0		
11/24 vs. Ten.	0	0	0.0	0	0	0	0	0.0	0	0		
12/1 @ Cin.	0	0	0.0	0	0	0	0	0.0	0	0		
12/8 vs. NO	0	0	0.0	0	0	0	0	0.0	0	0		
12/15 @ Hou.	1	11	11.0	11	0	0	0	0.0	0	0		
12/22 vs. Cle.	3	36	12.0	15	0	0	0	0.0	0	0		
12/29 @ Pit.	2	76	38.0	43	0	0	0	0.0	0	0		
Totals	6	123	20.5	43	0	0	0	0.0	0	0		



REGULAR SEASON

RECEIVING					
Year	No.	Yards	Avg.	LG	TD
2002	6	123	*20.5	43	0
2003	INJURED RESERVE				
Totals	6	123	*20.5	43	0

*-Led Team

CAREER SINGLE-GAME HIGHS (regular season)

Receptions:
3 (12/22/02 vs. Cle.)

Yardage:
76 (12/29/02 at Pit.)

Long Gain:
43 (12/29/02 at Pit.)

RANDY HYMES

DID YOU KNOW ?



The Ravens are undefeated in their Monday Night Football appearances (3-0) entering 2004.

GAME	DATE	SCORE
vs. Minnesota	1/7/02	W, 19-3
vs. Denver	9/30/02	W, 20-13
@ Tennessee	11/12/02	W, 16-10

JARRET JOHNSON**DEFENSIVE END****YEARS IN NFL:** 2**HT:** 6'3" **WT:** 285**COLLEGE:** Alabama**HS:** Chiefland (FL)**BORN:** 8/14/81, Homestead, FL**JOINED RAVENS:** Draft 4a (109th), 2003**95****GAMES PLAYED/STARTED:** (2003, 15/1) **Total 15/1****Playoffs** (2003, 1/0) **Total 1/0****TRANSACTIONS:** Jarret Johnson was selected with the 109th overall pick and was the 1st of 2 Ravens selected in the 4th round of the 2003 NFL Draft.**PRO:** Hard working, gritty player with good balance and explosion who saw extensive and valuable action in his rookie season...Recorded 18 tackles (9 solo) and 1 PD in 15 games in 2003...Also had 1 tackle in the Ravens' postseason contest.**2003:** Saw action in 15 games, starting 1 as a rookie...Recorded 18 tackles (9 solo) and 1 PD in 15 games...Also had 1 tackle in the Ravens' postseason contest...**2003 SEASON HIGHLIGHTS:** Started his 1st-career game at LDE, subbing for injured Anthony Weaver in game 12 vs. SF (11/30) and posted 2 solo tackles and 1 PD (which led to an INT)...Played from scrimmage and netted 1 tackle in game 11 vs. Sea. (11/23)...Saw action from scrimmage and on special teams and posted 4 tackles, including 1 for loss (-5 yards) in game 7 vs. Den. (10/26)...Subbed and tallied 2 tackles in game 5 at Ari. (10/12).

OFF THE FIELD
 Jarret was a guest speaker at the Big Oak Boys Ranch in Gadsden, AL during the 2004 offseason. The ranch helps underprivileged and abused children.
COLLEGE, PERSONAL: Johnson's 23 sacks ranked 2nd on the Tide's career-record list, topped only by Derrick Thomas (52 for -408 yards, 1985-88)...His 25 TFL tied Leroy Cook (1972-75) for 2nd place on the school's career-record list behind Kindal Moorehead's record of 34 (1998-2002)...His combined sacks and TFL (48) is surpassed only by Thomas (74) on Alabama's career-record chart...Recorded 190 tackles (110 solo) with 23 sacks (-194 yards) and 25 stops of ball carriers for losses of 122 yards...A 3-year starter, Johnson joined Kenny King and Moorehead to form 1 of the premier D-lines in college football the last 3 years...All-American 2nd-team choice by The *NFL Draft Report* as a senior...All-SEC 1st-team pick by the *AP*...The heart and soul of a defensive unit that held opponents to under 100 yards rushing in 7 games...Recorded 54 tackles (27 solo) with 5 sacks (-44 yards), 4 TFL (-11 yards) and a team-high 21 QB pressures...Recorded 3 FFs and had 1 PD...Suffered a slight tear of the MCL in his right knee during spring drills...Opened the season with 6 tackles (5 solo), 3 pressures and 1 FF on a tackle delivered to tailback Dwone Hicks...Most tackles in a game came against Auburn when he registered 9 tackles and a pressure...All-SEC 1st-team choice by the *Associated Press* and *Birmingham News* as a junior...Started all year at LDT, serving as team captain...Recorded 54 tackles (32 solo) with 9 sacks (-72 yards) and 5 TFL (-22 yards)...Had 10 QB pressures, 2 FFs and a PD...Played in the Independence Bowl vs. Iowa State and posted 6 tackles and 1 sack for an 8-yard loss...All-SEC 2nd-team choice by the *AP* as a sophomore...Started every game at LDT, registering a career-high 64 tackles (43 solo), including 7 sacks (-58 yards) and 14 TFL (-69 yards)...Had a team-high 26 QB pressures and blocked a kick...Also 1 PD...Best game came against Tennessee when Jarret had 2 sacks for losses of 15 yards, 4 pressures and 5 tackles...Played in every game, starting the Houston contest as a freshman...Recorded 18 tackles (8 solo) with a pair of sacks (-20 yards) and 6 QB pressures...Attended Chiefland (FL) HS...*Super Prep* All-American and Border Wars 3rd-team All-South pick...Played both DE and DT...Finished career with more than 40 sacks...As a junior, led his team to the 2A state championship game and earned 2nd-team All-State honors...Second-team All-South choice by Forrest Davis...Had 97 tackles, 25 sacks and 31 TFL as a junior...Public Relations major...Jarret helped coach at a FCA (Fellowship of Christian Athletes) football camp in Tuscaloosa, AL this offseason...Married the former Anna Grimes on 4/3/04...Full name: Jarret Webster Johnson.

JARRET JOHNSON 95



2003

Game-by-Game Tackles

Ravens

Date/Opp.	TT	Solo	AS	INT	FF	FR	Sacks	PD
9/7 at Pit.	2	1	1	0-0	0	0	0-0	0
9/14 vs. Cle.	1	1	0	0-0	0	0	0-0	0
9/21 at SD	0	0	0	0-0	0	0	0-0	0
9/28 vs. KC	1	1	0	0-0	0	0	0-0	0
10/12 at Ari.	2	1	1	0-0	0	0	0-0	0
10/19 at Cin.	0	0	0	0-0	0	0	0-0	0
10/26 vs. Den.	4	0	4	0-0	0	0	0-0	0
11/2 vs. Jax.	0	0	0	0-0	0	0	0-0	0
11/9 at STL	0	0	0	0-0	0	0	0-0	0
11/16 at Mia.	0	0	0	0-0	0	0	0-0	0
11/23 vs. Sea.	1	1	0	0-0	0	0	0-0	0
11/30 vs. SF	2	1	1	0-0	0	0	0-0	1
12/7 vs. Cin.	2	1	1	0-0	0	0	0-0	0
12/14 at Oak.	2	1	1	0-0	0	0	0-0	0
12/21 at Cle.	Inactive							
12/28 vs. Pit.	1	1	0	0-0	0	0	0-0	0
Totals	18	9	9	0-0	0	0	0-0	1
Playoffs								
1/3/04 vs. Ten	1	1	0	0-0	0	0	0-0	0
Totals	1	1	0	0-0	0	0	0-0	0

REGULAR SEASON

Year	TT	Solo	AS	Sacks	FR	FF	INTs	PD
2003	18	9	9	0-0	0	0	0-0	1
Totals	18	9	9	0-0	0	0	0-0	1

POSTSEASON

Year	TT	Solo	AS	Sacks	FR	FF	INTs	PD
2003	1	0	1	0-0	0	0	0-0	0
Totals	1	0	1	0-0	0	0	0-0	0

JARRET JOHNSON

DID YOU
KNOW ?

The Ravens' 2003 defense obviously did not allow a TD at Cle. (12/21) in the 35-0 victory (the only shutout of the 2003 season). That game marked the 5th game (Den., Mia., SF, Cle. and Pit.) last season that the defense did not allow a TD (the Steelers scored a special teams TD on 12/28). The Ravens' defense also allowed just 1 offensive TD in 5 games (Cle., SD, KC, Jax. and Cin.).

KEVIN JOHNSON**WIDE RECEIVER****YEARS IN NFL: 6****HT: 5'11" WT: 195****COLLEGE: Syracuse****HS: Hamilton West (NJ)****BORN: 7/15/76, Trenton, NJ****JOINED RAVENS: Trade, 2004****85**

GAMES PLAYED/STARTED: (1999, 16/16); (2000, 16/16); (2001, 16/16); (2002, 16/15); (2003, 15/9) **Total 79/72**

Playoffs (2002, 1/1) **Total 1/1**

TRANSACTIONS: Kevin Johnson was obtained on a draft-day trade with the Jacksonville Jaguars for Ravens 4th-round (120th overall) choice...Claimed off waivers by the Jacksonville Jaguars on 11/12/03...Waived by the Cleveland Browns on 11/11/03...Originally selected by the Browns' in the 2nd round (32nd overall) in the 1999 NFL draft.

PRO: Speedy veteran receiver with soft hands and good route-running ability, who has averaged 66 catches per season...Was the Browns' leading receiver 4 consecutive years, 1999-2002...Set a Browns' **postseason record** with 140 receiving yards in the AFC Wild Card Game at Pit. 1/5/03...Enters 2004 with at least 1 reception in 79 consecutive games...Pulled in 58 receptions for 634 yards and 4 TDs in 2003 when he played the final 6 games with the Jaguars and 1st 9 with the Browns...Hauled in 67 receptions for 703 yards and 4 TDs as he played in all 16 games, starting 15 in 2002...Established **career highs with 84 receptions for 1,097 yards and 9 TDs** in 2001...His 1,097 receiving yards ranked 2nd in Browns history and 84 receptions ranked 3rd (behind Ozzie Newsome in both)...Had 57 receptions for 669 yards in 2000...Led all NFL rookie receivers in 1999 in receptions (66), receiving yards (986) and receiving TDs (8)...Established Browns rookie records for receptions and yards while ranking 2nd in TDs...Connected with rookie QB Tim Couch for 8 TDs, 1 short of the NFL rookie duo record of 9...Recorded 1st-career TD at Ten. (9/19/99) with a 39-yard strike from Couch.

2003: (with Cleveland and Jacksonville) Saw action in 15 games (9 with Cle. and 6 with Jax.), starting 9...Pulled in 58 receptions for 634 yards and 3 TDs...Made 1st start at WR with Jax. and caught 2 passes for 13 yards in **game 16 at Atl. (12/28)**...Extended his streak to 79 straight games with a reception...Played as 3rd WR and led team with 5 receptions for 87 yards in **game 14 at NE (12/14)**...**2003 SEASON HIGHLIGHTS:** Played as 3rd WR in 1st game as a Jaguar, catching 5 passes for team-high 77 yards in **game 11 at NYJ (11/23)**...Claimed off waivers on 11/12/03...Pulled in 41 receptions for 381 yards and 3 TDs with the Browns before being waived.

2002: (with Cleveland) Led the team for the 4th consecutive year with 67 receptions and ranked 2nd on the club with 703 receiving yards and 4th with 4 TDs...**2002 SEASON HIGHLIGHTS:** Set a franchise record for receiving yards in a postseason game with 140 yards on 4 receptions (35.0 avg.) in the **AFC Wild Card Playoff Game at Pit. (1/5/03)**...Pulled in 9 receptions in **game 3 at Ten. (9/22)**...Had a season-high 96 yards receiving on 8 receptions in **game 1 vs. KC (9/8)**...Also threw his 1st-career TD pass to WR Quincy Morgan on a reverse against the Chiefs with a 33-yard TD strike.

2001: (with Cleveland) Started all 16 games and established **career highs** with 84 receptions, 1,097 yards and 9 TDs...His 9 TDs tied for 3rd in the AFC and 5th in the NFL...His 84 receptions ranked 8th in the AFC and 12th in the NFL...The 84 receptions are the 3rd-highest total in Browns franchise history (Ozzie Newsome, 89 receptions in 1983 and 1984)...His 1,097 receiving yards ranks 2nd in Browns history (Webster Slaughter, 1,236 receiving yards) and his 9 TDs rank 7th...Also returned 14 punts for 117 yards (8.4 avg.)...**2001 SEASON HIGHLIGHTS:** Tied a season high with 8 receptions for 95 yards in **game 12 at NE (12/9)**...Gained 113 yards and 1 TD on 6

OFF THE FIELD

When Kevin was waived by the Browns (11/11/03), 16 teams claimed him, which is the largest claim total in NFL history.

KEVIN JOHNSON 85

receptions in **game 10 vs. Cin. (11/25)**...Pulled in 8 receptions for a **career-high** 153 yards and 1 TD in **game 5 at Cin. (10/14)**.

2000: (with Cleveland) Started all 16 games at WR and led the club for the 2nd-consecutive season with 57 receptions and 669 yards (11.7 avg.)...**2002 SEASON HIGHLIGHTS:** Lined up as QB for 4 plays in **game 15 vs. Phi. (12/10)** and was 1-of-3 passing for 23 yards and 1 INT, and also had 6 receptions for 76 yards (12.7 avg.)...Recorded a season-high 102 yards receiving on 6 receptions in **game 9 vs. Cin. (10/29)**...Had a **career-long 79-yard reception** in **game 3 vs. Pit. (9/17)** in a 23-20 win, finishing with 4 receptions for 97 yards (24.2 avg.)...Also recorded 100th-career reception on a 14-yard pass from QB Spurgeon Wynn against the Bengals.

1999: (with Cleveland) Started all 16 games and led the team with 66 receptions, 986 yards and 8 TDs as a rookie...Had at least 1 TD reception in 3 consecutive games (Weeks 2-4), which marked the 1st win in the 1990s an NFL rookie QB (Tim Couch) and WR recorded a TD in 3 consecutive games...**1999 SEASON HIGHLIGHTS:** Of his 66 receptions, 39 were for 1st downs...Seventeen receptions gained 20+ yards; 8 receptions gained 30+ yards and 3 receptions gained 40+ yards...Hauled in 7 receptions for 135 yards in **game 14 at Cin. (12/12)**...Had a 56-yard TD reception from Couch on a 'Hail Mary' on the final play of the game for a 21-16 win in **game 8 at NO (10/31)**...His 2 TDs tied a Browns' rookie reception mark for most single-game receiving TDs by a rookie in club history...In his 2nd-career game in **game 2 at Ten. (9/19)** recorded 4 receptions for 62 yards, including his 1st-career NFL TD reception on a 39-yard strike.

"All Kevin has done is produce since he came to the league. He can get open and catch the ball. My job is to evaluate the players around the NFL. I think his blocking at the point of attack is good. I've watched tape of every game Kevin played, including college. Our backs will be satisfied with his blocking."

-Pro Personnel Director George Kokinis

COLLEGE, PERSONAL: Finished his career ranked 3rd in Big East Conference history with 1,437 KOR yards...Set a conference record with 4 KORs for TDs...During college career, totaled 98 receptions for 1,584 yards (16.2 avg.) and 13 TDs...Collegiate career totals also included 50 KORs for 1,437 yards (28.7 avg.) and 4 TDs; 24 punt returns for 256 yards (10.7 avg.) and 1 TD...Ranks 6th in Syracuse annals with 98 receptions and 5th with 13 TDs receiving...Gained 3,422 all-purpose yards during his career, the 5th-best total in Syracuse annals...All-America 1st-team selection as a return specialist by *The Sports Network* and the American Football Coaches Association as a senior, becoming the 50th Orangeman to garner national 1st-team honors...All-Big East Conference 1st team choice and named Special Teams Player of the Year...Ranked 3rd in the nation with 23 KORs for 690 yards (30.0 avg.) and 2 TDs...30.0-yard average broke the old school season record of 27.5 yards per KOR by Jim Turner in 1996...Led the team and ranked 10th in the nation with 1,834 all-purpose yards (166.7 yards per game)...1,894 yards are topped only by Floyd Little's 1,990 (1965) on the school's season record list...Led the Orangemen with a career-high 60 catches for 894 yards (14.9 avg.) and 9 TDs...His 60 receptions broke the old school season record of 56 by Shelby Hill in 1993 and Marvin Harrison in 1995...His 894 yards ranked 6th on Syracuse's annual record list while his 9 scoring grabs placed him 3rd among Orange receivers...Added 105 yards and 3 scores on 8 carries (13.1 avg.) and 145 yards on 18 punt returns (8.1 avg.)...Paced the squad with 14 TDs, the 5th-best season total in Syracuse history...Named 2nd-team All-Big East Conference pick as a KO returner...Led the conference with 14 KORs for 514 yards (36.7 avg.) and 2 TDs...Caught 32 passes for 612 yards (19.1 avg.) and 3 TDs...Averaged 94.8 all-purpose yards per game...Caught 6 passes for 78 yards (13.0 avg.) and 1 TD as a sophomore...Returned 11 KOs for 202 yards (18.4 avg.) and 4 punts for 99 yards (24.8 avg.), including 1 TD...Originally began Syracuse career as a backup QB and also saw action at WR and on special teams as a freshman...Gained 14 yards on 2 carries (7.0 avg.) and 31 yards on a pair of kickoff returns (15.5 avg.)...Majored in history...Has 2 sons, Kevin Johnson Jr. (7/27/99) and Keyshawn (11/4/01)...*Super Prep* 1st team All-America and Northeastern Offensive Player of the Year, adding *Prep Football Report* All-Region and All-State honors at Hamilton West (NJ) HS...Rated the top QB in the East and 12th in the nation by *Super Prep*...Threw for 1,694 yards and 13 TDs and also rushed for 531 yards and 6 TDs as a senior...Charitable endeavors include visiting children at the Cleveland Clinic Foundations Children's Hospital and participating with the Fellowship of Christian Athletes...Actively involved in the community and works closely with children through organizations such as the United Way's Hometown Huddle program and the Boys and Girls Clubs...In 1999, was named to the University of Syracuse All-Century Team...Full name: Kevin L. Johnson.

KEVIN JOHNSON 85

2003

Game-by-Game Browns/Jaguars

Receiving					Rushing				
Date/Opp.	Rec.	Yds	Avg	LG TDs	No.	Yds	Avg	LG TDs	
9/7 Ind.	3	26	8.7	10 0	0	0	0	0 0	
9/14 @ Bal.	6	34	5.7	8 1	0	0	0	0 0	
9/21 @ SF	11	109	9.9	19 0	0	0	0	0 0	
9/28 Cin.	5	89	17.8	41 0	0	0	0	0 0	
10/5 @ Pit.	3	20	6.7	9 1	0	0	0	0 0	
10/12 Oak.	2	17	8.5	9 0	0	0	0	0 0	
10/19 SD	5	53	10.6	24 0	0	0	0	0 0	
10/26 @ NE	5	30	6.0	8 0	0	0	0	0 0	
11/9 @ KC	1	3	3.0	3 0	0	0	0	0 0	
11/16 @ Ten.	Did Not Play								
11/23 @ NYJ	5	77	15.4	22 0	0	0	0	0 0	
11/30 TB	1	20	20.0	20 0	0	0	0	0 0	
12/7 Hou.	3	29	9.7	13 0	0	0	0	0 0	
12/14 @ NE	5	87	17.4	28 1	0	0	0	0 0	
12/21 NO	1	27	27.0	27 0	0	0	0	0 0	
12/28 @ Atl.	2	13	6.5	10 0	0	0	0	0 0	
Totals	58	634	10.9	41 3	0	0	0	0 0	

2001

Game-by-Game Browns

Receiving						Rushing					
Date/Opp.	Rec.	Yds	Avg.	LG	TDs	No.	Yds	Avg.	LG	TDs	
9/9 Sea.	4	51	12.8	28	0	0	0	0	0	0	
9/23 Det.	4	26	6.5	9	1	0	0	0	0	0	
9/30 @ Jax.	6	80	13.3	23	0	0	0	0	0	0	
10/7 SD	3	38	12.7	19	1	0	0	0	0	0	
10/14 @ Cin.	8	153	19.1	38	1	0	0	0	0	0	
10/21 Bal.	3	47	15.7	28	1	0	0	0	0	0	
11/4 @ Chi.	5	99	19.8	55	1	0	0	0	0	0	
11/11 Pit.	8	62	7.8	12	0	0	0	0	0	0	
11/18 @ Bal.	3	54	18.0	22	1	0	0	0	0	0	
11/25 Cin.	6	113	18.8	47	2	0	0	0	0	0	
12/2 Ten.	4	41	10.3	20	0	0	0	0	0	0	
12/9 @ NE	8	95	11.9	22	0	0	0	0	0	0	
12/16 Jax.	3	34	11.3	21	0	0	0	0	0	0	
12/23 @ GB	7	54	7.7	17	0	0	0	0	0	0	
12/30 @ Ten.	6	70	11.7	23	1	0	0	0	0	0	
1/6 @ Pit.	6	80	13.3	18	0	0	0	0	0	0	
Totals	84	1,097	13.1	55	9	0	0	0	0	0	

1999

Game-by-Game Browns

Receiving						Rushing					
Date/Opp.	Rec.	Yds	Avg.	LG	TDs	No.	Yds	Avg.	LG	TDs	
9/12 Pit.	2	13	6.5	7	0	0	0	0	0	0	
9/19 @ Ten.	4	62	15.5	39	1	0	0	0	0	0	
9/26 @ Bal.	2	18	9.0	11	1	0	0	0	0	0	
10/3 NE	6	131	21.8	64	1	0	0	0	0	0	
10/10 Cin.	5	73	14.6	24	0	0	0	0	0	0	
10/17 Jax.	3	38	12.7	19	0	0	0	0	0	0	
10/24 @ STL	3	35	11.7	15	0	0	0	0	0	0	
10/31 @ NO	4	96	24.0	56	2	0	0	0	0	0	
11/7 Bal.	3	43	14.3	35	0	0	0	0	0	0	
11/14 @ Pit.	5	73	14.6	35	1	0	0	0	0	0	
11/21 Car.	5	55	11.0	23	0	0	0	0	0	0	
11/28 Ten.	6	90	15.0	26	1	0	0	0	0	0	
12/5 @ SD	5	41	8.2	19	1	0	0	0	0	0	
12/12 @ Cin.	7	135	19.3	44	0	0	0	0	0	0	
12/19 Jax.	4	54	13.5	31	0	0	0	0	0	0	
12/26 Ind.	2	29	14.5	25	0	0	0	0	0	0	
Totals	66	986	14.9	64	8	0	0	0	0	0	

2002

Game-by-Game Browns

Receiving					Rushing					
Date/Opp.	Rec.	Yds	Avg.	LG	TDs	No.	Yds	Avg.	LG	TDs
9/8 KC	8	96	12.8	25	0	0	0	0	0	0
9/15 Cin.	4	50	12.5	23	1	0	0	0	0	0
9/22 @ Ten.	9	90	10	28	0	0	0	0	0	0
9/29 @ Pit.	3	23	7.7	8	0	0	0	0	0	0
10/6 Bal.	4	36	9.0	13	0	0	0	0	0	0
10/13 @ TB	2	11	5.5	9	0	0	0	0	0	0
10/20 Hou.	4	22	5.5	8	0	0	0	0	0	0
10/27 @ NYJ	5	73	14.6	26	0	0	0	0	0	0
11/3 Pit.	2	7	3.5	4	0	0	0	0	0	0
11/17 @ Cin.	3	32	10.7	19	0	0	0	0	0	0
11/24 @ NO	3	31	10.3	24	1	0	0	0	0	0
12/1 Car.	5	57	11.4	18	0	0	0	0	0	0
12/8 @ Jax.	2	29	14.5	22	0	0	0	0	0	0
12/15 Ind.	5	70	14	30	1	0	0	0	0	0
12/22 @ Bal.	5	44	8.8	13	0	0	0	0	0	0
12/29 Atl.	3	32	10.7	15	1	0	0	0	0	0
Totals	67	703	10.5	30	4	0	0	0	0	0

Playoffs

1/5 @ Pit.	4	140	35	83	0	0	0	0	0	0
Totals	4	140	35	83	0	0	0	0	0	0

2000

Game-by-Game Browns

Receiving						Rushing				
Date/Opp.	Rec.	Yds	Avg.	LG	TDs	No.	Yds	Avg.	LG	TDs
9/3 Jax.	3	32	10.7	17	0	0	0	0	0	0
9/10 @ Cin.	5	59	11.8	18	0	0	0	0	0	0
9/17 Pit.	4	97	24.2	79	0	0	0	0	0	0
9/24 @ Oak.	3	19	6.3	11	0	0	0	0	0	0
10/1 Bal.	2	11	5.5	7	0	0	0	0	0	0
10/8 @ Ari.	1	4	4.0	4	0	0	0	0	0	0
10/15 @ Den.	8	60	7.5	15	0	0	0	0	0	0
10/22 @ Pit.	2	5	2.5	3	0	0	0	0	0	0
10/29 Cin.	6	102	17.0	32	0	0	0	0	0	0
11/5 NYG	5	76	15.2	23	0	0	0	0	0	0
11/12 NE	3	23	7.7	9	0	0	0	0	0	0
11/19 @ Ten.	2	9	4.5	6	0	0	0	0	0	0
11/26 @ Bal.	4	85	21.3	67	0	0	0	0	0	0
12/3 @ Jax.	1	8	8.0	8	0	0	0	0	0	0
12/10 Phi.	6	76	12.7	31	0	0	0	0	0	0
12/17 Ten.	2	3	1.5	2	0	0	0	0	0	0
Totals.	57	669	11.7	79	0	0	0	0	0	0



KEVIN JOHNSON

KEVIN JOHNSON 85

REGULAR SEASON

RECEIVING

Year	No.	Yards	Avg.	LG	TD
<i>Cleveland</i>					
1999	*66	*986	14.9	64t	*8
2000	*57	*669	11.7	79	0
2001	*84	*1,097	13.1	55t	*9
2002	*67	703	10.5	30t	4
2003	41	381	9.2	41	2
Totals	315	3,836	12.2	79	23
<i>Jacksonville (games 10-16)</i>					
2003	17	253	14.8	28	1
Totals	17	253	14.8	28	1
Career	332	4,089	12.3	79	24

*Led Team

CAREER SINGLE-GAME HIGHS (regular season)

Receptions:

11 (9/21/03 at SF)

Yardage

153 (10/14/01 at Cin.)

135 (12/12/99 at Cin.)

131 (10/3/99 vs. NE)

113 (11/25/01 vs. Cin.)

109 (9/27/03 at SF)

102 (10/29/00 vs. Cin.)

Long Gain:

79 (9/17/00 vs. Pit.)

64t (10/3/99 vs. NE)

Touchdowns:

2 (10/31/99 at NO)

(11/25/01 vs. Cin.)

POSTSEASON

RECEIVING

Year	No.	Yards	Avg.	LG	TD
<i>Cleveland</i>					
2002	4	140	35.0	83	0
Totals	4	140	35.0	83	0

CAREER SINGLE-GAME HIGHS (Postseason)

Receptions:

4 (1/5/03 at Pit.)

Yardage

140 (1/5/03 at Pit.)

Long Gain:

83 (1/5/03 at Pit.)

KEVIN JOHNSON

RON JOHNSON**WIDE RECEIVER****YEARS IN NFL: 3****HT: 6'2" WT: 225****COLLEGE: Minnesota****HS: Martin Luther King (Detroit, MI)****BORN: 5/23/80, Detroit, MI****JOINED RAVENS: Draft 4b (123rd), 2002****83****GAMES PLAYED/STARTED:** (2002, 16/4); (2003, 6/0) **Total 22/4**

TRANSACTIONS: Ron Johnson was selected by the Ravens in the 4th round with the 123rd overall pick in the 2002 NFL draft...Was the 1st Golden Gopher chosen in the draft and the 1st University of Minnesota player selected by the Ravens.

PRO: Athletic, versatile receiver who can play from scrimmage and perform on special teams...Played in 6 games in 2003 while being limited with a knee injury...Saw action in all 16 games, starting 4 as a rookie in 2002...Finished with 10 receptions for 114 yards, including 1 TD, the 1st TD of the season for the Ravens in the 1st game of his career (at Car. 9/8/02)...Also posted 3 special teams tackles, and recovered a blocked punt (Chad Williams), which he returned 22 yards for a TD at Cin. (12/1/02).

2003: Saw action in 6 games and pulled in 1 reception for 12 yards in limited time due to a knee injury...Also recorded 2 special teams tackles in 2003...**2003 SEASON HIGHLIGHTS:** Was inactive in **games 11-15**...Saw action from scrimmage and on special teams in **game 10 at Mia. (11/16)**...Was inactive for **games 5-9** due to a knee injury...Saw action from scrimmage and on special teams in **game 1 at Pit. (9/7)**...Hauled in 1 reception for 12 yards against the Steelers.

2002: Played in all 16 games, starting 4 as a rookie...Finished the season with 10 receptions for 114 yards and 1 TD...Also returned 2 kickoffs for 21 yards, had 1 TD on a blocked punt and compiled 3 special teams tackles in 2002...**2002 SEASON HIGHLIGHTS:** Saw action from scrimmage and on special teams in 27-23 win in **game 12 at Cin. (12/1)** and **recovered a blocked punt (Chad Williams) and scampered 22 yards for a TD in the fourth quarter**...Also had 1 special teams tackle against the Bengals...Started, as the Ravens began the game in a 3-wide receiver set, and had 1 reception for 14 yards in **game 11 vs. Ten. (11/24)**...Came off the bench to record a **career-high 3** receptions for 26 yards in **game 7 vs. Pit. (10/27)**...Had 2 receptions for 22 yards in his professional debut in **game 1 at Car. (9/8)**...**His 1st TD reception in the NFL was an 8-yard TD reception from QB Chris Redman, the 1st TD pass of Redman's career.**

COLLEGE, PERSONAL: Was a 2nd-team All-Big Ten selection and Golden Gophers most valuable player as a senior...Started every game and led the team with 56 catches for 895 yards (16.0 avg.) and 9 TDs...Finished his Minnesota career ranked 9th with 56 receptions, 5th with 895 yards and 3rd with 9 TDs on the Minnesota season-record list...Johnson holds the Minnesota record with at least 1 reception in every game (46) he played for the Gophers...Finished career as the school's all-time record-holder with 198 receptions for 3,039 yards (15.3 avg.) and 31 TDs...Had his most productive performance against Iowa with 7 catches and 2 TDs for a career-high 181 yards...His 181 yards ranked 6th on Minnesota's game-record list...Also completed 2 passes for 2 yards and a TD on the season...Team co-captain...First-team All-Big Ten selection by the media and 2nd-team All-Conference by the coaches as a junior...Had 61 receptions for 1,125 yards and 11 TDs...His 93.8 receiving yards per game made him 2nd in the Big Ten and 14th in the county...Along with Ben Hamilton, was named the Gophers' co-MVP...Caught at least 1 TD pass in 7 consecutive games from 10/30/99 to 9/9/00...Caught a career-best 82-yard TD pass at Indiana...Caught 8 passes for 163 yards, including a 3-yard TD against former Ohio State All-American CB Nate Clements...The TD was the 1st given up by the current Buffalo Bill in 18 contests and the 1st time an opposing receiver gained over 100 yards in a game against him...Earned All-Big Ten honorable mention from the conference's coaches as a sophomore...Academic All-Big Ten selection...Led Gophers with 43 receptions for 574 yards (13.3 avg.) and 7 TDs...Best performance came against Indiana, when he caught 6 passes for 108 yards, including a 39-yard score...Had a 46-yard catch at Penn State to set up a game-winning FG...Finished

OFF THE FIELD

Ron participated in the Empty Bowls program during the 2004 offseason. Players made bowls out of clay and auctioned them off at a fundraiser to benefit the Carroll County Food Bank.

RON JOHNSON 83

the season catching a TD in each of the final 5 contests...*The Sporting News* second-team Freshman All-America selection...Set Minnesota freshman season-records with 38 receptions and 4 TDs...His 395 receiving yards just missed Ryan Thewell's freshman record of 406 yards...First collegiate 100-yard receiving game (9 catches) came against Wisconsin...Scholar Athlete Award winner. *USA Today* and *PrepStar* All-America selection as a senior at Martin Luther King (Detroit, MI) HS in 1997 after a 49-reception, 1,006-yard and 8 TD season...All-Midwest *SuperPrep* choice...Named to the *Detroit Free Press* All-State team after averaging 20.5 yards per catch during senior campaign...As a DB, compiled 62 tackles, broke up 14 passes and intercepted 3 passes...Also lettered as a sprinter and hurdler on the track & field team and played for the baseball team...Honor roll student...Pre-management major at Minnesota...Father, Ron Sr., played CB for the Pittsburgh Steelers (1978-84)...Ron visited Living Classrooms and encouraged students to get their GEDs...Participated in Ravens/NFL Hometown Huddle by renovating homes with Sandtown Habitat for Humanity in Baltimore last fall...Was Pee Wee league teammates with current Raven LB Bart Scott in Detroit...Johnson is also very active with New Town HS and is coaching its football team in the 7 on 7 Spring Passing League...The Spring Passing League is comprised of 9 teams and managed by Baltimore Polytechnic Institute... All games are held Saturday mornings...Full name: Ron Johnson Jr.

2003

Game-by-Game

Ravens

Receiving

Date/Opp.	Rec.	Yds	Avg.	LG	TDs	Rushing No.	Yds	Avg.	LG	TDs
9/7 @ Pit.	1	12	12.0	12	0	0	0	0	0	0
9/14 vs. Cle.	0	0	0.0	0	0	0	0	0	0	0
9/21 @ SD	0	0	0.0	0	0	0	0	0	0	0
9/28 vs. KC	0	0	0.0	0	0	0	0	0	0	0
10/12 @ Ari.						INACTIVE				
10/19 @ Cin.						INACTIVE				
10/26 vs. Den.						INACTIVE				
11/2 vs. Jax.						INACTIVE				
11/9 @ STL						INACTIVE				
11/16 @ Mia.	0	0	0.0	0	0	0	0	0	0	0
11/23 vs. Sea.						INACTIVE				
11/30 vs. SF						INACTIVE				
12/7 vs. Cin.						INACTIVE				
12/14 @ Oak.						INACTIVE				
12/21 @ Cle.						INACTIVE				
12/28 vs. Pit.	0	0	0.0	0	0	0	0	0	0	0
Totals	1	12	12.0	12	0	0	0	0	0	0

Playoffs

1/3/04 vs. Ten	0	0	0.0	0	0	0	0	0	0	0
Totals	0	0	0.0	0	0	0	0	0	0	0

2002

Game-by-Game

Ravens

Receiving

Date/Opp.	Rec.	Yds	Avg.	LG	TDs	Rushing No.	Yds	Avg.	LG	TDs
9/8 @ Car	2	22	11.0	14	1	0	0	0	0	0
9/15 vs. TB	0	0	0.0	0	0	0	0	0	0	0
9/30 vs. Den	0	0	0.0	0	0	0	0	0	0	0
10/6 @ Cle	0	0	0.0	0	0	0	0	0	0	0
10/13 @ Ind	1	10	10.0	10	0	0	0	0	0	0
10/20 vs. Jac	2	37	18.5	33	0	0	0	0	0	0
10/27 vs. Pit	3	26	8.7	12	0	0	0	0	0	0
11/3 @ Atl	0	0	0.0	0	0	0	0	0	0	0
11/10 vs. Cin	0	0	0.0	0	0	0	0	0	0	0
11/17 @ Mia	1	5	5.0	5	0	0	0	0	0	0
11/24 vs. Ten	1	14	14.0	14	0	0	0	0	0	0
12/1 @ Cin	0	0	0.0	0	0	0	0	0	0	0
12/8 vs. NO	0	0	0.0	0	0	0	0	0	0	0
12/15 @ Hou	0	0	0.0	0	0	0	0	0	0	0
12/22 vs. Cle	0	0	0.0	0	0	0	0	0	0	0
12/29 @ Pit	0	0	0.0	0	0	0	0	0	0	0
Totals	10	114	11.4	33	1	0	0	0	0	0

RON JOHNSON

REGULAR SEASON...

RECEIVING

Year	No.	Yards	Avg.	LG	TD
2002	10	114	11.4	33	1
2003	1	12	12.0	12	0
Totals	11	126	11.4	33	1

SPECIAL TEAMS TACKLES (5): 2002 (3); 2003 (2)

CAREER SINGLE-GAME HIGHS (regular season)

Receptions:

3 (10/27/02 vs. Pit.)

Yardage

37 (10/20/02 vs. Jax.)

Long Gain:

33 (10/20/02 vs. Jax.)

Touchdowns:

1 (9/8/02 at Car.)

RON JOHNSON



TERRY JONES

TIGHT END

YEARS IN NFL: 3

HT: 6'3 **WT:** 260

COLLEGE: Alabama

HS: Central (Tuscaloosa, AL)

BORN: 12/3/79, Tuscaloosa, AL

JOINED RAVENS: Draft 5 (155th), 2002

82

GAMES PLAYED/STARTED: (2002, 14/6); (2003, 16/13) **Total 30/19**

Playoffs (2003, 1/1) **Total 1/1**

TRANSACTIONS: Terry Jones was selected by the Ravens as the 155th overall selection in the 5th round of the 2002 college draft...Only the 3rd TE drafted by the Ravens in franchise history (Todd Heap 1st-2001; Cam Quayle 7th-1998)...Second player from Alabama drafted by the Ravens (Ralph Staten 7c-1997)...His father, Terry Jones Sr., played with Ravens Executive VP and GM Ozzie Newsome at Alabama.

PRO: Strong, athletic TE who excels at blocking and has good hands...Played in all 16 games, starting 13 in 2003...Pulled in 19 receptions for 159 yards and 3 TDs in the regular season and 2 receptions for 16 yards in the Ravens' postseason game...Saw action in 14 games, starting 6 in the 2-TE set in 2002...Pulled in 11 receptions for 106 yards and 1 TD as a rookie.

2003: Saw action in all 16 regular season games, starting 13 and started the Ravens postseason contest in 2003...Pulled in 19 receptions for 159 yards and 3 TDs in the regular season...**2003 SEASON HIGHLIGHTS:** Started and pulled in 2 receptions for 12 yards, including 1 for a TD in **game 12 vs. SF (11/30)**...Started at TE and helped to protect Anthony Wright, allowing him to throw for a career-high 319 yards and 4 TDs in a stunning 44-41 come-from-behind OT win in **game 11 vs. Sea. (11/23)**...Started and pulled in 2 receptions for 9 yards, including his 1st TD reception of the season on a 5-yard strike in the fourth quarter in **game 7 vs. Den. (10/26)**...Started, as the Ravens began the game in a 2-TE set, in **game 1 at Pit. (9/7)** and hauled in 3 receptions for 21 yards.

2002: Saw action in 14 games, starting 6 as a rookie...Posted 11 receptions for 106 yards and 1 TD...Had 1 special teams tackle in 2002...**2002 SEASON HIGHLIGHTS:** Started in 2-TE set and pulled down 2 receptions for 35 yards (17.5 avg.) in 23-19 win in **game 14 at Hou. (12/15)**...Had a spectacular grab, in which he was drilled by Texans S Matt Stevens, but held on for a 27-yard gain and a 1st down...Subbed and had 2 receptions for 11 yards, including his **1st-career TD** on a 6-yard reception in the fourth quarter in **game 13 vs. NO (12/8)**...Started in a 2-TE set in **game 10 at Mia. (11/17)**...Pulled in 2 receptions for 22 yards, including 1 for a 1st down against the Dolphins...Saw action off the bench in **game 9 vs. Cin. (11/10)**...Hauled in his **1st-career reception** for 9 yards against the Jaguars...Was on the active roster, but did not play in **game 5 at Ind. (10/13)**...Saw action on special teams in 26-21 victory in **game 4 at Cle. (10/6)**...Was inactive (hand) in **game 3 vs. Den. (9/30)**...Earned his **1st NFL start**, as the Ravens began the game in a 2-TE set in **game 2 against TB (9/15)**.

COLLEGE, PERSONAL: Played in all 11 games, starting 9, as a senior at Alabama...Pulled down 12 receptions for 156 yards and 2 TDs, with a long of 39 yards...Also performed on special teams and had 4 total tackles...Posted 2 receptions for 28 yards at Vanderbilt...Had season-long 39-yard catch at Mississippi...Grabbed 1st TD of season vs. LSU...Hauled in season-high 3 receptions for 20 yards, including 1 TD at Auburn...Team co-captain...Played in only 5 games before suffering season-ending knee injury as a junior...Prior to knee injury, recorded 6 receptions for 123 yards for an impressive 20.5 yards per reception average...Had at least 1 reception in every game prior to knee injury...Saw action in 11 games, starting 5 as a sophomore...Won team's Paul Crane Award for Most Improved Offensive Lineman after spring practice...Recorded 13 receptions for career-high 201 yards and 1 TD...Saw action in 11 games, starting 4 as a true freshman...Did not post a reception, but improved as a blocker throughout the year...Became 5th true freshman to start in a season opener in school his-



OFF THE FIELD

Jones and his father coached his 12-year old brother Jason's YMCA basketball team to the championship during the 2004 offseason.

TERRY JONES 82

tory against BYU...Played only 1 year of football at Central (Tuscaloosa, AL) HS, earning All-State honors as a junior...Recorded 85 tackles, 2 sacks and 3 INTs...Played basketball as a senior before suffering a knee injury...Averaged 16 points and 8 rebounds as a junior...Was rated the No. 1 basketball player and No. 2 football player in the state coming out of high school...Business management major while at Alabama...Terry, along with Will Demps, served as coach for Greenspring (MD) Middle School basketball fundraiser in May 2003...Holds a football camp in his hometown every summer for financially-strapped youth...Father, Terry Jones Sr., is the strength coach at Alabama and played with Ozzie Newsome at Alabama...Full name: Terry W. Jones.

2003												
Game-by-Game												
Ravens												
Receiving												
Date/Opp.	Rec.	Yds	Avg.	LG	TDs	Rushing						
						No.	Yds	Avg.	LG	TDs		
9/7 at Pit.	3	21	7.0	8	0	0	0	0	0	0	0	0
9/14 vs. Cle.	1	6	6.0	6	0	0	0	0	0	0	0	0
9/21 at SD	2	11	5.5	6	0	0	0	0	0	0	0	0
9/28 vs. KC	0	0	0.0	0	0	0	0	0	0	0	0	0
10/12 at Ari.	1	17	17.0	17	0	0	0	0	0	0	0	0
10/19 at Cin.	1	15	15.0	15	0	0	0	0	0	0	0	0
10/26 vs. Den.	2	9	4.5	5	1	0	0	0	0	0	0	0
11/2 vs. Jax.	1	17	17.0	17	0	0	0	0	0	0	0	0
11/9 at STL	1	5	5.0	5	0	0	0	0	0	0	0	0
11/16 at Mia.	0	0	0.0	0	0	0	0	0	0	0	0	0
11/23 vs. Sea.	0	0	0.0	0	0	0	0	0	0	0	0	0
11/30 vs. SF	2	12	6.0	6	1	0	0	0	0	0	0	0
12/7 vs. Cin.	0	0	0.0	0	0	0	0	0	0	0	0	0
12/14 at Oak.	1	25	25.0	25	0	0	0	0	0	0	0	0
12/21 at Cle.	2	11	5.5	10	1	0	0	0	0	0	0	0
12/28 vs. Pit.	2	10	5.0	5	0	0	0	0	0	0	0	0
Totals	19	159	8.4	25	3	0	0	0	0	0	0	0
Playoffs												
1/3/04 vs. Ten.	2	16	8.0	9	0	0	0	0	0	0	0	0
Totals	2	16	8.0	9	0	0	0	0	0	0	0	0

2002												
Game-by-Game												
Ravens												
Receiving												
Date/Opp.	Rec.	Yds	Avg.	LG	TDs	Rushing						
						No.	Yds	Avg.	LG	TDs		
9/8 @ Car	0	0	0.0	0	0	0	0	0	0	0	0	0
9/15 vs. TB	0	0	0.0	0	0	0	0	0	0	0	0	0
9/30 vs. Den	0	0	0.0	0	0	0	0	0	0	0	0	0
10/6 @ Cle	0	0	0.0	0	0	0	0	0	0	0	0	0
10/13 @ Ind	0	0	0.0	0	0	0	0	0	0	0	0	0
10/20 vs. Jac	1	4	4.0	4	0	0	0	0	0	0	0	0
10/27 vs. Pit	1	10	10.0	10	0	0	0	0	0	0	0	0
11/3 @ Atl	0	0	0.0	0	0	0	0	0	0	0	0	0
11/10 vs. Cin	2	22	11.0	14	0	0	0	0	0	0	0	0
11/17 @ Mia	2	22	11.0	15	0	0	0	0	0	0	0	0
11/24 vs. Ten	1	2	2.0	2	0	0	0	0	0	0	0	0
12/1 @ Cin	0	0	0.0	0	0	0	0	0	0	0	0	0
12/8 vs. NO	2	11	5.5	6	1	0	0	0	0	0	0	0
12/15 @ Hou	2	35	17.5	27	0	0	0	0	0	0	0	0
12/22 vs. Cle	0	0	0.0	0	0	0	0	0	0	0	0	0
12/29 @ Pit	0	0	0.0	0	0	0	0	0	0	0	0	0
Totals	11	106	9.6	27	1	0	0	0	0	0	0	0

TERRY JONES

REGULAR SEASON

RECEIVING

Year	No.	Yds.	Avg.	LG	TD
2002	11	106	9.6	27	1
2003	19	159	8.4	25	3
Totals	30	265	8.8	27	4

SPECIAL TEAMS TACKLES (4): 2002 (1); 2003 (3)

CAREER SINGLE-GAME HIGHS (regular season)

Receptions:

3 (9/7/03 at Pit.)

Yardage:

35 (12/15/02 at Hou.)

Long Gain:

27 (12/15/02 at Hou.)

Touchdowns:

1 multiple times (Last, 12/21/03 at Cle.)

POSTSEASON...

RECEIVING

Year	No.	Yds.	Avg.	LG	TD
2003	2	16	8.0	9	0
Totals	2	16	8.0	9	0

TERRY JONES



MAAKE KEMOEATU
DEFENSIVE TACKLE
 YEARS IN NFL: 3
 HT: 6'5" WT: 340
 COLLEGE: Utah
 HS: Kahuku (HI)
 BORN: 1/10/79, Tonga
 JOINED RAVENS: Free Agent, 2002

92


GAMES PLAYED/STARTED: (2002, 16/1); (2003, 15/1) Total 31/2

Playoffs: (2003, 1/0) Total 1/0

TRANSACTIONS: Maaake Kemoeatu re-signed with the Baltimore Ravens on 6/2/04...Originally signed with Baltimore as a rookie free agent on 4/26/02.

PRO: Massive run-stuffer with good balance and strength who came on strong in his 2nd year with the Ravens...Strong athlete with good balance and strength...Played in 15 regular season games, starting 1, and subbed in the Ravens' postseason contest in 2003...Recorded 24 tackles (14 solo), 1 sack and 1 PD in the regular season, and 2 solo tackles in the playoffs...Saw action in 16 games, starting 1, after making the team as a rookie free agent...Posted 32 tackles and 2 sacks in 2002.

2003: Played in 15 regular season games, starting 1 and subbed in the Ravens' postseason contest in 2003...Recorded 24 tackles (14 solo), 1 sack and 2 PD in the regular season, and 2 solo tackles in the playoffs...**2003 SEASON HIGHLIGHTS:** Saw extensive action from scrimmage, and responded with 5 solo tackles and his 1st sack of the season (-7 yards) in **game 15 at Cle. (12/21)**...Posted 3 tackles and was tough against the run in extended action in **game 10 at Mia. (11/16)**...Subbed and posted 2 tackles in **game 5 at Ari. (10/12)**...Saw action from scrimmage and on special teams in **game 4 vs. KC (9/28)**...Posted 2 assisted tackles and 1 QB hit in the 24-10 win in **game 3 at SD (9/21)**...Had 2 tackles (1 solo) in 33-13 win in **game 2 vs. Cle. (9/14)**.



OFF THE FIELD
 Maaake, along with other NFL players, hosted football skills clinics in Hawaii during the week of the Pro Bowl.

2002: Saw action in 16 games, starting 1, after making the team as a rookie free agent...Recorded 32 tackles (20 solo) and 2 sacks (-6 yards) in 2002...**2002 SEASON TOTAL:** Subbed and recorded 3 solo tackles and 1 sack (2 yards) in **game 16 at Pit. (12/29)**...Came off the bench to record 1 assisted tackle in **game 15 vs. Cle. (12/22)**...Subbed and recorded 4 tackles in 38-27 win in **game 9 vs. Cin. (11/10)**...Came off the bench and recorded 3 tackles in **game 8 at Atl. (11/3)**...Had 3 tackles (all solo), including his **1st-career sack against the Colts**...Also had a QB pressure on Peyton Manning, forcing an INT by S Anthony Mitchell...Posted 2 tackles while starting at DE in his **1st NFL game** in the season opener at **Car. (9/8)**.

COLLEGE, PERSONAL: Four-year performer at Utah, who started 35 of 43 games...Finished his career with 160 tackles (58 solo), 9 sacks and 8 TFL...All-Mountain West Conference honorable mention as a senior...Started every game, except 1...Recorded 30 tackles (12 solo) with a pass deflection and a QB pressure...Posted 5 tackles and 1 QB pressure against BYU...Had 5 tackles (3 solo) against Air Force...All-Mountain West Conference honorable mention as a junior...Started every game at NG...Posted 52 tackles (23 solo), 4 sacks and 9 tackles for loss...Totalled a career-high 8 tackles against Washington State...Posted 6 tackles, 1 sack and 2 TFL against Colorado...Started every game at NG as a sophomore...Recorded a career-high 59 tackles (16 solo) with 5 sacks and 8 tackles for loss...Added 8 QB pressures...Collected 7 tackles and 2 sacks and blocked a FG against BYU...Blocked a PAT to preserve a 17-16 win against Fresno State in the Las Vegas Bowl...Played in 10 games, starting 3 as a freshman...Finished with 19 tackles (7 solo), 1 tackle for loss and a PD...Amassed 7 tackles and 1 pressure against San Diego State...All-Star team selection at Kahuku (HI) HS, earning OIA Defensive Player of the Year honors in as a senior...Team captain...Led Kahuku to the Hawaii OIA championship...Also participated in track (shot and discus)...Sociology major...Spoke to students at the Wellwood International School, and dressed as Santa Claus during the Ravens' annual holiday party for Baltimore City PAL participants at ESPNZone...Kemo also vis-

MAAKE KEMOEATU 92

ited the Ravens Roost Annual Convention at Ocean City (MD) in May 2002...Maake participated in several Gatorade Jr. Training Camps during the season...He also participated in former Raven Joe Salave'a's 2004 youth football camps in Hawaii and American Samoa...Gave demonstrations at the Ravens Football 101 session last year (2003)...Name is pronounced **ma-AH-kay key-moy-AH-too**...Played with younger brother, Chris, during 2001 season at Utah...Full name is Maake Tu'Amelie Kemoeatu.

2003

Game-by-Game Tackles

Ravens

Date/Opp.	TT	Solo	AS	INT	FF	FR	Sacks	PD
9/7 at Pit.	1	0	1	0-0	0	0	0-0	0
9/14 vs. Cle.	2	1	1	0-0	0	0	0-0	0
9/21 at SD	2	0	2	0-0	0	0	0-0	0
9/28 vs. KC	0	0	0	0-0	0	0	0-0	0
10/12 at Ari.	1	0	1	0-0	0	0	0-0	0
10/19 at Cin.	1	1	0	0-0	0	0	0-0	0
10/26 vs. Den.	INACTIVE							
11/2 vs. Jax.	2	1	1	0-0	0	0	0-0	0
11/9 at STL	0	0	0	0-0	0	0	0-0	0
11/16 at Mia.	3	2	1	0-0	0	0	0-0	0
11/23 vs. Sea.	1	0	1	0-0	0	0	0-0	1
11/30 vs. SF	2	1	1	0-0	0	0	0-0	0
12/7 vs. Cin.	1	1	0	0-0	0	0	0-0	0
12/14 at Oak.	2	1	1	0-0	0	0	0-0	0
12/21 at Cle.	5	5	0	0-0	0	0	1-7	0
12/28 vs. Pit.	1	1	0	0-0	0	0	0-0	0
Totals	24	14	10	0-0	0	0	1-7	1

Playoffs

1/3/04 vs. Ten	2	2	0	0-0	0	0	0-0	0
Totals	2	2	0	0-0	0	0	0-0	0

2002

Game-by-Game Tackles

Ravens

Date/Opp.	TT	Solo	AS	INT	FF	FR	Sacks	PD
9/8 @ Car.	2	2	0	0-0	0	0	0-0	0
9/15 vs. TB	2	1	1	0-0	0	0	0-0	0
9/30 vs. Den.	2	1	1	0-0	0	0	0-0	0
10/6 @ Cle.	1	1	0	0-0	0	0	0-0	0
10/13 @ Ind.	3	3	0	0-0	0	0	1-4	0
10/20 vs. Jax.	1	1	0	0-0	0	0	0-0	0
10/27 vs. Pit.	4	1	3	0-0	0	0	0-0	0
11/3 @ Atl.	3	1	2	0-0	0	0	0-0	0
11/10 vs. Cin.	4	1	3	0-0	0	0	0-0	0
11/17 @ Mia.	4	2	2	0-0	0	0	0-0	0
11/24 vs. Ten.	2	2	0	0-0	0	0	0-0	0
12/1 @ Cin.	1	0	1	0-0	0	0	0-0	0
12/8 vs. NO	1	1	0	0-0	0	0	0-0	0
12/15 @ Hou.	2	2	0	0-0	0	0	0-0	0
12/22 vs. Cle.	1	0	1	0-0	0	0	0-0	0
12/29 @ Pit.	3	3	0	0-0	0	0	1-2	0
Totals	36	22	14	0-0	0	0	2-6	0

MAAKE KEMOEATU

REGULAR SEASON

Year	TT	Solo	AS	Sacks	FR	FF	INTs	PD
2002	36	22	14	2-6	0	0	0-0	0
2003	24	14	10	1-7	0	0	0-0	1
Totals	60	36	24	3-13	0	0	0-0	1

POSTSEASON

Year	TT	Solo	AS	Sacks	FR	FF	INTs	PD
2003	2	2	0	0-0	0	0	0-0	0
Totals	2	2	0	0-0	0	0	0-0	0

MAAKE KEMOEATU

DID YOU KNOW?

The 2003 Ravens defense led the league in sacks with a franchise-record 47 sacks, which included a team rookie-record of 12 by the AP 2003 Defensive Rookie of the Year, Terrell Suggs.



JAMAL LEWIS

RUNNING BACK

YEARS IN NFL: 5

HT: 5'11" WT: 245

COLLEGE: Tennessee

HS: Douglas (Atlanta, GA)

BORN: 8/29/79, Atlanta, GA

JOINED RAVENS: Draft 1a (5th), 2000

31

GAMES PLAYED/STARTED: (2000, 16/13); (2001, IR); (2002, 16/15); (2003 16/16) **Total 48/44**

Playoffs (2000, 4/3); (2001, IR); (2003, 1/1) **Total 5/4**

TRANSACTIONS: Jamal Lewis was selected with the 5th overall choice in the 2000 NFL Draft...The pick was obtained from the Atlanta Falcons in a 1999 draft-day trade for the Ravens' 1999 2nd-round choice (42nd overall).

PRO: AP Offensive Player of the Year and 1st-time **Pro Bowler**, Lewis is an explosive runner with breakaway speed who produced a historic, record-breaking season in 2003...Lewis rushed for the **2nd most yards in NFL history (2,066)**, behind only Eric Dickerson (2,105 in 1984), and was 2nd in the league with 2,271 combined yards from scrimmage...Lewis set the **single-game NFL rushing record** with 295 yards against the Browns (9/14), including the longest run in franchise history (821 yards)...Became just the 5th player in NFL history to rush for 2,000 yards and earned his 1st Pro Bowl nod...Was the 1st Raven ever to be named **AP Offensive Player of the Year**...Named **1st-team AP All-Pro** for the 1st time in his career (2nd-leading vote-getter with 46 behind Ray Lewis who had 49 of 50)...Also earned **Pro Football Weekly/PFWA Most Valuable Player** honors; was named to the **Pro Football Weekly All-NFL team, Football Digest All-Pro 1st-team and The Sporting News 1st-team All-Pro**...Carried the ball a **franchise-record** 387 times and led the NFL with 2,066 yards rushing, and a **franchise-record** 14 rushing TDs in 2003...Also had 26 receptions for 205 yards...Lewis enters 2004 with a record 24-career (including playoffs) 100-yard rushing games, including 12 in 2003...In 2002, rushed for 1,327 yards and 6 TDs and had 47 receptions for 442 yards and 1 TD in his 1st season back from ACL surgery...Surpassed Priest Holmes as the Ravens' all-time leading rusher (2,691) in 2002...Earned the **Football Digest Comeback Player of the Year** award in 2002...Following a stellar rookie year (2000), in which he rushed for a then-franchise-record 1,364 yards, Lewis suffered a season-ending knee injury during the 2001 training camp and was placed on IR (8/28/01)...Lewis exploded onto the NFL scene in 2000, **joining Tony Dorsett (Dallas, 1977) as 1 of only 2 rookies to run for 1,000 yards for the eventual Super Bowl Champions**...Added 338 rushing yards on 103 carries and 4 TDs in the postseason run for the World Championship...Adept at catching the ball out of the backfield, Lewis also had 296 yards receiving for 1,660 total yards from scrimmage in the regular season (6th in the AFC and tops among NFL rookies)...Was the 1st RB selected in the 2000 draft, and the 1st of 5 picked in the 1st round.

2003: Started all 16 games and earned his **1st Pro Bowl** nod after leading the league with 2,066 yards rushing...Set a franchise record with 14 rushing TDs, and was 2nd in the league with 2,271 combined yards from scrimmage...Was named the **2003 AP Offensive Player of the Year**, becoming the 1st Raven ever to win the award...Also named **1st-team AP All-Pro** for the 1st time in his career (2nd-leading vote-getter with 46 behind only Ray Lewis, who had 49 of 50)...Also earned **Pro Football Weekly/PFWA Most Valuable Player** honors...Named to the **Pro Football Weekly All-NFL team, Football Digest All-Pro 1st-team and the Sporting News 1st-team All-Pro** honors...Also had 26 receptions for 205 yards...Was just the 5th player in league history to record 12 100-yard games in a single season...**2003 SEASON HIGHLIGHTS:** Earned **AFC Offensive Player of the Month** honors for **December** after carrying the ball 103 times for 624 yards (6.1 avg.) and 6 TDs in 4 games...Carried the ball 27 times for 114 yards and 1 TD in the **season finale vs. Pit. (12/28)**...Earned **Offensive AFC Player of the Week** honors for **week 16** as he posted his 11th 100-yard (and 2nd 200-yard) game of the season with 205 yards on 22 carries (9.3 avg.) in **game 15 at Cle. (12/21)**...Lewis set a **new NFL record with 500 yards rushing against one team** (vs. Cleveland) in a season, breaking O.J. Simpson's

OFF THE FIELD

Jamal hosts annual holiday parties at ESPNZone for underprivileged children and free football clinics in his hometown of Atlanta.

JAMAL LEWIS 31

NFL record of 469 yards vs. NE in 1973...Carried the ball 30 times for 180 yards (good for 6 1st downs) and had his 9th 100-yard rushing game in **game 13 vs. Cin. (12/7)**...Lewis also scored a **career-high** and **franchise-record 3 rushing TDs** against the Bengals...His 3 TDs moved him into 2nd place on the Ravens' all-time scoring list with 146 points (begins 2004 with 164), passing Jermaine Lewis (132)...Also **set a new franchise record with his 24th-career TD** (Jermaine Lewis - 22)...**Rushed a career-high 32 times** for 134 yards and 1 TD in **game 7 vs. Den. (10/26)**...Carried the ball 23 times for 132 yards (5.7 avg.) and 1 TD in **game 3 at SD (9/21)**...With his 132 yards, Lewis rushed for 427 yards in back-to-back games, which is the **5th-most yards in consecutive games in NFL history**...Posted the **greatest single-game rushing performance in the 83-year history of the NFL with 295 yards rushing** and 2 TDs on 30 carries in 33-13 victory in game 2 vs. Cle. (9/14), earning him **AFC Offensive Player of the Week** honors...Lewis **broke his own record with a 9.8 yards per carry average** (7.2 ypc at Cle., 10/6/02)...Also had the **longest rush in the history of the Ravens' franchise with his 82-yard TD run** on his 1st touch of the game.

2002: Returned after missing the entire 2001 season due to a knee injury to play in all 16 games, starting 15 in 2002...**Finished 6th in the AFC and 8th in the NFL with 1,327 yards rushing and 6 TDs on 308 attempts**...Had 5 100-yard rushing games...Was also 6th in the AFC and 8th in the NFL with 1,769 combined yards from scrimmage...Was 3rd on the team with **career highs in receptions (47) and yards (442) and 1 TD**...Became Ravens' all-time rushing leader with 2,691 yards and rushing attempts (617) in 2002...**2002 SEASON HIGHLIGHTS:** **Caught 4 passes for a career-high 108 yards**, including a career-long 77-yard TD catch and run in the third quarter in **game 13 vs. NO (12/8)**...Went over the 1,000-yard rushing mark for the season as he recorded his 4th 100-yard rushing game of 2002 in 27-23 win in **game 12 at Cin. (12/1)**...Carried the ball 22 times for 121 yards for a 5.5 yards per attempt average...**With 125 total yards against the Bengals, Jamal reached 3,000 combined yards for his career, 2nd-most on the Ravens' all-time list** (Jermaine Lewis-8,001)...Rushed 17 times for 95 yards (5.6 avg.), with a long of 30 in **game 11 vs. Ten. (11/24)**...**Led the team with a career-high 7 receptions for 51 yards in game 5 at Ind. (10/13)**...Tied his then-career high with 187 yards rushing on 26 carries in **game 4 at Cle. (10/6)**.



2001: Suffered season-ending knee injury the 1st week of training camp and was placed on IR 8/28/01.

2000: Joined former Cowboy Tony Dorsett as the only rookies to run for 1,000 yards for the eventual Super Bowl Champions...Combined for 2,038 yards in regular season and postseason, rushing and receiving...Was a unanimous **All-Rookie** choice, but finished 2nd for **Offensive Rookie of the Year** honors, behind Denver's Mike Anderson, the ex-Marine who rushed for 1,500 yards and 15 TDs...Lewis set a then-team single-season record with 1,364 rushing yards on 309 carries (4.4-yard avg.), 2nd among rookie RBs, and 6th overall in the conference in the regular season...Jamal also had 296 yards receiving for 1,608 yards from scrimmage (6th in the AFC and tops among NFL rookies)...In the playoffs, Jamal gained 338 yards on 103 carries and 4 TDs...In all, he rushed for over 100 yards in 7 games (5 in the regular season)...**2000 SEASON HIGHLIGHTS:** Rushed for 102 yards on 27 carries in **Super Bowl XXXV win over the Giants (1/28/01)**, his 7th 100-yard game of the season...Scored on a 3-yard TD run in the fourth quarter...**Won NFL Offensive Rookie of the Month** for

JAMAL LEWIS 31

PLAYERS

November...Rushed for 170 yards on a season-high 30 carries and 2 TDs in the 44-7 win in game 13 vs. Cle. (11/26)...Not only surpassed the 1,000-yard mark, but also set the Ravens' single-season rushing mark (1,008 by Priest Holmes in 1998)...Gained 136 of his 170 yards in the first half...Also scored on a 1-yard rush to tie the score, 7-7, in the first quarter...Rushed for a season-high 187 yards on Made his **1st NFL start in game 3 at Mia. (9/17)** and led all rushers with 76 yards on 9 carries (8.4-yard avg.).

COLLEGE, PERSONAL: Finished 3rd on Tennessee's all-time rushing list with 2,677 yards and 4th with 3,161 all-purpose yards despite playing only 3 seasons...Started 9 of 10 games as a junior in 1999 and led the Vols with 816 yards and 7 TDs on 182 carries for a 4.5-yard avg....Caught 15 passes for 193 yards and 1 TD...Was an All-SEC 2nd-team selection...Recorded 4 100-yard games plus a 99-yard rushing effort as a junior...Tied the school mark (held by former Raven Jay Graham) with his 13th-career 100-yard game vs. Arkansas, when he rushed 19 times for 147 yards and 1 TD...Raced 70 yards for a TD vs. South Carolina and finished with 146 yards on 14 carries...Gained 497 yards on 73 carries (6.8-yard avg.) in 4 starts as a sophomore in 1998...Raced 67 yards for 1 TD against Auburn and finished with 140 yards on 18 carries, but suffered a right knee injury against the Tigers (10/3) that ended his sophomore season...Earned Freshman All-America honors in 1997 by *The Sporting News* and won the SEC's Freshman of the Year Award from AP...Also named 2nd-team All-SEC by AP...Led the country in rushing among freshmen (3rd in the SEC and 14th in the country overall) with 1,364 yards on 232 carries (5.9-yard avg.) and 7 TDs...Also caught 23 passes for 275 yards and 2 TDs...Started 9 of 12 games...Lewis' 1,364 rushing yards was 2nd-most in school history, behind ex-Raven Jay Graham's 1,438 yards in 1995...Was the 1st true freshman in Vols history to rush for over 1,000 yards...Gained over 200 yards rushing twice...Carried the ball 31 times for 127 yards in the SEC Championship game vs. Auburn...Gained 90 yards on 14 carries in the FedEx Orange Bowl loss to Nebraska...In his 1st career start, had 155 yards rushing and 1 TD against Ole Miss...Rated the top FB prospect in the nation by *Super Prep* coming out of Douglas (Atlanta, GA) HS...Prep Star rated him as the No. 2 southern RB...Rushed for 1,716 yards and 25 TD as a senior and earned AAAA All-State and All-City honors...Named MVP of the Georgia-Florida All-Star Game with 137 yards on 11 carries (12.4 avg.) and 2 TDs...Gained 1,923 yards and scored 28 TDs as a junior and 1,240 yards and 15 TDs as a sophomore...In his 3 years as a starter, he rushed for a school-record 4,879 yards and 68 TDs, plus had a 9.7-yard average per carry...Also ran track...Arts and Science major...Hosted a Holiday party at the Druid Hill YMCA where he donated 120 new bicycles that were distributed to area children in 2000...Also donated bikes to the Northwest PAL Youth Football Team...Contributed money to the Center for Poverty Solutions, helping to raise over \$82,000 to fund its programs to help impoverished individuals and families throughout Baltimore and Maryland in 2002...Hosted a Holiday party at ESPNZone for underprivileged children in 2002 and 2003...Served as a coach for the Baltimore City Urban Tennis Program during the 2002 season...Spoke to the Boys & Girls Club of Baltimore City during training camp at McDaniel College...Hosted golf tournament for his Another Love for One Foundation at Hayfield Golf Course in 2003 and 2004; proceeds benefited several inner city youth pro-

"Jamal's the kind of running back where, if you let him get rolling and he gets his pads down, he can just rip your arms out of the sockets. He's a big guy with power, but he's got some speed, too. Plus, he's shifty. When he has momentum, and he's running downhill, look out! Man, he's tough to tackle. The guys up front have to slow him up."

-Bengals LB Kevin Hardy on Jamal Lewis



MOST RUSH YARDS / FIRST 3 SEASONS IN THE NFL

Eric Dickerson	5,147	1983-85
Earl Campbell	5,081	1978-80
JAMAL LEWIS	4,757	2000-03*
LaDainian Tomlinson	4,564	2001-03
Terrell Davis	4,405	1995-97

*Missed 2001 with a knee injury

JAMAL LEWIS 31

grams such as Baltimore City Urban Tennis Program...Conducted a football clinic for students in need in Atlanta in June of 2003 and 2004...Last December, Jamal invited a number of his teammates to the ESPNZone as he hosted the 6th annual holiday party for the children from the Police Athletic League...The players distributed gifts donated by The Society of Marketing Professional Services to the 150 PAL members...Jamal, who flew his mother and brother to Hawaii for the Pro Bowl, took them to visit a military unit at Pearl Harbor...Full name: Jamal Lafitte Lewis.

2003 Game-By-Game

Ravens										
RUSHING						RECEIVING				
Date/Opp.	No	Yds	Avg	LG	TD	No	Yds	Avg	LG	TD
9/7 @ Pit.	15	69	4.6	14	1	2	4	2.0	4	0
9/14 vs. Cle.	30	295	9.8	82	2	0	0	0	0	0
9/21 @ SD	23	132	5.7	18	1	2	7	3.5	8	0
9/28 vs. KC	26	115	4.4	17	1	4	44	11	26	0
10/12 @ Ari.	21	131	6.2	52	0	0	0	0	0	0
10/19 @ Cin.	19	101	5.3	35	0	1	8	8.0	8	0
10/26 vs. Den.	32	134	4.1	28	1	3	28	9.3	11	0
11/2 vs. Jax.	21	68	3.2	10	0	2	15	7.5	8	0
11/9 @ STL	27	111	4.1	23	1	2	22	11	16	0
11/16 @ Mia.	25	91	3.6	14	0	0	0	0	0	0
11/23 vs. Sea.	26	117	4.5	14	0	6	43	7.1	10	0
11/30 vs. SF	19	78	4.1	21	1	0	0	0	0	0
12/7 vs. Cin.	30	180	6.0	19	3	0	0	0	0	0
12/14 @ Oak.	24	125	5.2	25	0	0	0	0	0	0
12/21 @ Cle.	22	205	9.3	72	2	3	21	7.0	14	0
12/28 vs. Pit.	27	114	4.2	25	1	1	13	13	13	0
Totals	387	2066	5.3	82	14	26	205	7.8	26	0

Playoffs

1/3/04 vs. Ten	14	35	2.5	8	0	2	4	2	6	0
Totals	14	35	2.5	8	0	2	4	2	6	0

2001 Game-By-Game

Ravens										
RUSHING						RECEIVING				
Date/Opp.	No	Yds	Avg	LG	TD	No	Yds	Avg	LG	TD
9/9 vs. Chi.										
9/23 @ Cin.										
9/30 @ Den.										
10/7 vs. Ten.										
10/14 @ GB										
10/21 @ Cle.										
10/28 vs. Jax.										
11/4 @ Pit.										
11/12 @ Ten.										
11/18 vs. Cle.										
11/25 @ Jax.										
12/2 vs. Ind.										
12/16 vs. Pit.										
12/23 vs. Cin.										
12/29 @ TB										
1/7/02 vs. Min.										
Totals										

Playoffs

1/13/02 @ Mia.	INJURED RESERVE									
1/20/02 @ Pit.	INJURED RESERVE									
Totals	INJURED RESERVE									

2002 Game-By-Game

Ravens										
RUSHING						RECEIVING				
Date/Opp.	No	Yds	Avg	LG	TD	No	Yds	Avg	LG	TD
9/8 @ Car.	17	64	3.8	18	0	4	33	8.3	16	0
9/15 vs. TB	17	53	3.1	8	0	5	38	7.6	10	0
9/30 vs. Den.	25	78	3.1	15	1	4	21	5.3	11	0
10/6 @ Cle.	26	187	7.2	75	0	5	26	5.2	8	0
10/13 @ Ind.	21	75	3.6	17	2	7	51	7.3	11	0
10/20 vs. Jax.	28	119	4.3	13	0	1	11	11.0	11	0
10/27 vs. Pit.	13	34	2.6	6	0	5	50	10.0	37	0
11/3 @ Atl.	12	36	3.0	7	0	2	23	11.5	12	0
11/10 vs. Cin.	21	135	6.4	31	2	0	0	0.0	0	0
11/17 @ Mia.	17	47	2.8	8	0	1	26	26.0	26	0
11/24 vs. Ten.	17	95	5.6	30	0	1	13	13.0	13	0
12/1 @ Cin.	22	121	5.5	29	0	1	4	4.0	4	0
12/8 vs. NO	17	48	2.8	9	1	4	108	27.0	77	1
12/15 @ Hou.	20	49	2.5	10	0	4	12	3.0	5	0
12/22 vs. Cle.	21	100	4.8	25	0	1	3	3.0	3	0
12/29 @ Pit.	14	86	6.1	24	0	2	23	11.5	18	0
Totals	308	1327	4.3	75	6	47	442	9.4	77	1

2000 Game-By-Game

Ravens

Week by Week

RUSHING						RECEIVING					
Date/Opp.	No	Yds	Avg	LG	TD	No	Yds	Avg	LG	TD	
9/3 @ Pit.	5	16	3.2	8	0	0	0	0.0	0	0	
9/10 Jax.	5	7	1.4	5	0	0	0	0.0	0	0	
9/17 @ Mia.	9	76	8.4	45	0	2	22	11.0	16	0	
9/24 Cin.	25	116	4.6	15	1	2	25	12.5	19	0	
10/1 @ Cle.	13	86	6.6	27	0	1	7	7.0	7	0	
10/8 @ Jax.	17	44	2.6	10	0	0	0	0.0	0	0	
10/15 @ Was.	16	34	2.1	8	0	3	4	1.3	9	0	
10/22 Ten.	17	58	3.4	8	0	2	36	18.0	27	0	
10/29 Pit.	19	93	4.9	35	0	3	53	17.7	40	0	
11/5 @ Cin.	22	109	4.9	22	0	3	70	23.3	45	0	
11/12 @ Ten.	23	99	4.3	30	1	1	15	15.0	15	0	
11/19 Dal.	28	187	6.7	18	0	4	20	5.0	8	0	
11/26 Cle.	30	170	5.7	36	2	0	0	0.0	0	0	
12/10 SD	29	91	3.1	17	1	3	39	13	19	0	
12/17 Ari.	29	126	4.3	24	1	3	5	1.7	9	0	
12/24 NYJ	22	52	2.4	12	0	0	0	0.0	0	0	
Totals	309	1364	4.4	45	6	27	296	11.0	45	0	

Playoffs

12/31 Den.	30	110	3.7	27	2	1	15	15.0	15	0
1/7/01 @ Ten	17	47	2.8	14	1	0	0	0.0	0	0
1/14/01 @ Oak.	29	79	2.7	13	0	3	31	10.3	15	0
SB XXXV NYG	27	102	3.8	19	1	1	4	4.0	4	0
Totals	103	338	3.3	27	4	5	50	10.0	15	0

JAMAL LEWIS

SINGLE-SEASON RUSHING LEADERS, RAVENS HISTORY



YARDS	CARRIES	PLAYER	YEAR
*2,066	387	Jamal Lewis	2003
1,364	309	Jamal Lewis	2000
1,327	308	Jamal Lewis	2002
1,008	233	Priest Holmes	1998
852	236	Erriett Rhett	1999

*2nd most yards in a single season in NFL history

JAMAL LEWIS 31

REGULAR SEASON...

RUSHING

Year	No.	Yards	Avg.	LG	TD
2000	309	1,364	4.4	45	6

RECEIVING

No.	Yards	Avg.	LG	TD
27	296	11.0	45	0

INJURED RESERVE

2002	308	1,327	4.3	75	6	47	442	9.4	77t	1
2003	387	*2,066	5.3	#82t	#14	26	205	7.9	26	0
Totals	1,004	4,757	4.7	82t	26	100	943	9.4	77t	1

*- Franchise Record (2nd most in NFL history)

#- Franchise Record

CAREER SINGLE-GAME HIGHS (regular season)

RUSHING:

Carries:

32 (10/26/03 vs. Den.)

RECEIVING:

Receptions:

7 at Ind. 10/13/02

Yardage (all career 100-yard games):

295 (9/14/03 vs. Cle.) 125 (12/14/03 at Oak.)

205 (12/21/03 at Cle.) 121 (12/1/02 at Cin.)

187 (10/6/02 at Cle.) 119 (10/20/02 vs. Jax.)

187 (11/19/00 vs. Dal.) 117 (11/23/03 vs. Sea.)

180 (12/7/03 vs. Cin.) 116 (9/24/00 vs. Cin.)

170 (11/26/00 vs. Cle.) 115 (9/28/03 vs. KC.)

135 (11/10/02 vs. Cin.) 114 (12/28/03 vs. Pit.)

134 (10/26/03 vs. Den.) 111 (11/9/03 at STL)

132 (9/21/03 at SD) 109 (11/5/00 at Cin.)

131 (10/12/03 at Ari.) 101 (10/19/03 at Cin.)

126 (12/17/00 at Ari.) 100 (12/22/02 vs. Cle.)

Yardage:

108 (12/8/02 vs. NO)

Long Gain:

77t (12/8/02 vs. NO)

Touchdowns:

1 (12/8/02 vs. NO)

Long Gain:

82t (9/14/03 vs. Cle.)

Touchdowns:

3 (12/7/03 at Cin.)

POSTSEASON...

RUSHING

Year	No.	Yards	Avg.	LG	TD
2000	103	338	3.3	27t	4

RECEIVING

No.	Yards	Avg.	LG	TD
5	50	10.0	15	0

INJURED RESERVE

2003	14	35	2.5	8	0	2	4	2.0	6	0
Totals	117	373	3.2	27t	4	7	44	6.3	15	0

CAREER SINGLE-GAME HIGHS (postseason)

RUSHING:

Carries:

30 (12/31/00 vs. Den.)

27 (1/28/01 vs. NYG)

Yardage (all career 100-yard games):

110 (12/31/00 vs. Den.)

102 (1/28/01 vs. NYG)

Long Gain:

27t (12/31/00 vs. Den.)

Touchdowns:

2 (12/31/00 vs. Den.)

RECEIVING:

Receptions:

3 (1/14/01 at Oak.)

Yardage:

21 (1/14/01 at Oak.)

Long Gain:

15 (2 times) last (1/14/01 at Oak.)

Touchdowns:

none

JAMAL LEWIS



RAY LEWIS

LINEBACKER

YEARS IN NFL: 9

HT: 6'1" WT: 245

COLLEGE: Miami (FL)

HS: Kathleen (Lakeland, FL)

BORN: 5/15/75, Bartow, FL

JOINED RAVENS: Draft 1b (26th), 1996

52

GAMES PLAYED/STARTED: (1996, 14/13); (1997, 16/16); (1998, 14/14); (1999, 16/16); (2000, 16/16); (2001 16/16); (2002, 5/5); (2003, 16/16) **Total 113/112**

Playoffs (2000, 4/4); (2001, 2/2); (2003, 1/1) **Total 7/7**

TRANSACTIONS: Ray Lewis re-signed with the Ravens on 8/1/02...Signed a renegotiated contract with Baltimore on 2/27/01...Signed a renegotiated contract with Baltimore on 7/21/02...Signed a renegotiated contract with the Ravens on 11/20/98...Signed a renegotiated deal with Baltimore on 8/25/97...Was Baltimore's 2nd pick in the 1st round (26th overall) of the 1996 NFL Draft (after Jonathan Ogden was selected with the 4th overall choice in that draft)...The Ravens obtained the 26th pick from San Francisco in a 1995 draft-day trade...Was the 4th LB selected overall in the draft (Kevin Hardy - 2nd overall by Jacksonville, John Mobley - 15th overall by Denver and Reggie Brown - 17th overall by Detroit).

PRO: Six-time Pro Bowler...Earned 2003 *AP NFL Defensive Player of the Year* honors for the 2nd time (2000), becoming just the 6th player in NFL history to win multiple times (Lawrence Taylor - 3 times, Joe Greene, Mike Singletary (Ray's LB coach), Bruce Smith and Reggie White - 2 times each)...Was the leading vote-getter (49 of 50) as he earned *1st-team AP All-Pro* honors...Also earned *Pro Football Weekly*, *PFWA* and *Football Digest Defensive MVP* honors...Was named to *Dr. Z's Sports Illustrated All-Pro team*, *Pro Football Weekly's All-NFL team*, *Pro Football Weekly's All-AFC team*, *Football Digest's All-Pro 1st-team*, the *Sporting News' All-Pro team* and the *KC 101 AFC Defensive Player of the Year* award for the 3rd time...Lewis and DE Bruce Smith are the only players to win the award 3 times...Finished the season with a *franchise-record 225 tackles* in 2003...Also recorded 13 PD, led all NFL LBs with 6 INTs and added 1.5 sacks, 2 FFs and 2 FR in the regular season...Lewis also led the team with 18 tackles in the postseason...Lewis has led the NFL in tackles 4 times (1997, 1999, 2001 and 2003)...In June 2003, Ray was voted the NFL's most dominant player by NFL head coaches (*CBS Sportsline*)...He received 10 votes and no other player received more than 2...Was limited to only 5 games in 2002 due to a shoulder injury...Still managed to rank 5th on the team with 85 tackles in those 5 games...Also posted 2 INTs, 2 PD, 1 FF and 1 FR in 2002...Earned *AFC Defensive Player of the Week* honors week 3 vs. Denver after posting 20 tackles (12 solo), 2 PD and an INT on Monday Night Football...Ray earned his 5th consecutive *Pro Bowl* in 2001 when he led the NFL in tackles (196)...Ray earned 1st-team *All-Pro* honors in 2001...He was the 2nd player in NFL history to win both *NFL Defensive Player of the Year* and *Super Bowl MVP* (2000)...DT Harvey Martin of Dallas won Defensive Player of the Year in 1977 and was co-MVP of Super Bowl XXII with DT Randy White...*Pro Bowl starter* and 1st-team *All-Pro* while leading the Ravens to the world championship - all at age 25...The emotional and physical leader of the Ravens, Lewis was voted to his *4th straight NFL Pro Bowl* in 2000 and again led the team in tackles (187)...Named a unanimous *All-Pro*...In 2000, led a defense that set a 16-game single season record for fewest points allowed (165), set the 16-game record for fewest rushing yards allowed (970), recorded 4 shutouts, 1 shy of the post-1970 merger record, and finished ranked 1st league-wide in 6 key defensive categories...Led all NFL tacklers in 2000 postseason with 31 (44 after coaches video review)...In 1999, he was credited with 198 tackles (131 solo) by Ravens coaches, 167 total tackles according to NFL



OFF THE FIELD

After Ray left Miami as a junior, he promised his mom he would graduate from college. He did just that on 5/15/04 with a degree in business administration from the University of Maryland. Ray was a dean's list student while earning 24 credits at Maryland.

RAY LEWIS 52

play-by-plays, which led all NFL tacklers (Tampa Bay's Derrick Brooks was 2nd with 153)...Ray made his 2nd trip to the **Pro Bowl** following the 1998 season after leading the Ravens for the 3rd straight year with 154 tackles...Also tabbed for *The Sporting News All-Pro Team*...Won the **John Mackey Award** in June of '97, as voted by his peers, as the AFC's best LB...In his 2nd NFL season, Ray served as the "veteran" leader of the Ravens' young linebacking corps in 1997, which consisted of Lewis and 5 rookies...Selected as the "needs" player for the victorious AFC squad in the **1997 Pro Bowl** after leading the NFL with 210 tackles, 68 more than his team-leading total in 1996...Stepped into the starting MLB role in his rookie season at age 21, and earned *USA Today's All-Rookie* team honors after leading the Ravens with 142 tackles...Led the Ravens in tackles in 6 of his 7 years in the league (finished 5th on the team in 2002 after only playing in 5 games - shoulder injury).

2003: Started all 16 games earning **AP NFL Defensive Player of the Year** honors for the 2nd time (2000), becoming just the 6th player in NFL history to win multiple times (Lawrence Taylor - 3 times, Joe Greene, Mike Singletary, Bruce Smith and Reggie White - 2 times each)...Earned his **6th Pro Bowl** nod and was the leading vote-getter (49 of 50) for **1st-team AP All-Pro** honors...Also earned **Pro Football Weekly, PFWA and Football Digest Defensive MVP** honors...Was named to Dr. Z's **Sports Illustrated All-Pro team, Pro Football Weekly's All-NFL team, Pro Football Weekly's All-AFC team, Football Digest's All-Pro 1st-team, The Sporting News' All Pro team**...Was named **AFC Defensive Player of the Year** by the KC 101 Club for the 3rd time in 4 years, and won the **NFL Alumni LB of the Year** award as he finished the season with a **franchise-record 225 tackles**...Also recorded 13 PD, led all NFL LBs with 6 INTs, 1.5 sacks, 2 FFs and 2 FRs in the regular season...**2003 SEASON HIGHLIGHTS:** Led team with a **postseason**



franchise-record 18 tackles, including 12 solo in the **Wild Card** loss vs. **Ten.** (1/3/04)...Led team with 15 tackles (9 solo), 1 PD and 1 INT, his **career-high 6th INT** in the season finale vs. **Pit.** (12/28)...**Earned Defensive Player of the Week** honors for his performance against the Steelers...Was named the **AFC Defensive Player of the Month** for November after posting 58 tackles (44 solo), a half-sack, 2 INTs (1 returned for a TD), 1 FF and 1 FR in that span...Tied a season high with 19 tackles (16 solo) in **game 12 vs. SF (11/30)**...Lewis' PD was recorded on an INT that he returned 29 yards for his **1st-career (regular season) INT return for a TD**...Led the team with 14 tackles (10 solo), including 2 QB hits in **game 5 at Ari. (10/12)**...**Started his 100th-career game** and led the team with 19 tackles (12 solo) in **game 4 vs. KC (9/28)**...Started his 1st game since missing 11 games in 2002 with a shoulder injury in the **season opener at Pit. (9/7)** posting 14 tackles (9 solo) and 2 PD against the Steelers.

2002: Started 5 games before being placed on injured reserve (shoulder) on 11/26...Still managed to finish 5th on the team with 85 tackles (57 solo)...Also had 1 FF, 1 FR, 2 PD and 2 INTs for the season...Placed on IR (shoulder) on 11/26...**2002 SEASON HIGHLIGHTS:** Returned to the starting lineup **week 10 at Mia. (11/17)**, after missing 5 games with a shoulder injury...**Led the team with 18 tackles** (13 solo) against the Dolphins...Was inactive weeks 5-9 with a shoulder injury (par-

QUOTES ON RAY LEWIS FROM AROUND THE NFL

"He is the most catalytic leader I have ever met."

- Ravens Head Coach Brian Billick

"Ray Lewis is fearsome. He is driven. He is uncompromising. In fact, he just might be the best damn football player in the world."

- AP and Football Digest's Barry Wilner

"With his ferocity, instincts and talent on full display, he remains the measuring stick for NFL linebackers."

- PRO FOOTBALL WEEKLY'S ALL-NFL TEAM

"Is he the best defensive player ever? We have to start talking about that."

- Ravens' Defensive Coordinator Mike Nolan

"He tears a biceps in a game, pulls a pad over it and says, 'Let's play.' That's not about collecting the (pay)check - that's toughness."

- Rod Woodson on Ray Lewis' toughness

"It's just Ray's spirit. He brings passion to the field and makes everyone play better. He always has that fire - then backs it up with his play. With Ray, it's not offensive. He's saying to his teammates and to the crowd: 'I'm ready, are you?'"

- Ravens TE Todd Heap on Ray's pre-game Introductions

"If leadership is defined by ability to elevate the level of performance around you, Lewis is the best leader in the game."

- Pro Football Weekly's Jeff Reynolds

"He is one of the dominant defensive players to play in the NFL and falls in the category of other greats such as Mike Singletary, Jack Lambert and Dick Butkus who demanded respect on the field. He has the rare ability to dominate the whole game from the defensive side of the ball and dictate to the offense. He also is the spiritual leader of his team who expects and gets 100% effort from his teammates."

- Tennessee Titans QB Steve McNair

"I developed a considerable regard for Ray Lewis. All I had ever seen from him, aside from his great play, is his dancing before the game. But I found out what a great work ethic he has and how team-orientated he was. He wasn't just telling guys what to do, he really got into the psyche of the other players, and set a good example."

- Marv Levy after coaching the AFC at the Pro Bowl

"He demands the best from himself, and God help you if you're a teammate not putting out. If you're not up to his standards, you better get out of the way."

- Bengals Head Coach Marvin Lewis

"When you go into a game against [the Ravens], the first thing you look at for the game plan is where Ray Lewis is and how to block him."

- Pittsburgh Steelers Head Coach Bill Cowher

"You see, nobody on the Ravens' roster wants to be the guy to let Ray Lewis down. Nobody wants to have to face Ray Lewis and say, 'I'm the reason we lost this game.' Lewis demands the most out of his teammates on every single play, but he doesn't do it without a price. He demands double out of himself, and anything less than a big stop means that he has failed."

- Pro Football Weekly's Ken Bikoff

RAY LEWIS 52

tial subluxation) suffered at Cle., *breaking a streak of 63 consecutive starts*...Started at ILB in 26-21 victory in **game 4 at Cle. (10/6)**...Paced team with 11 tackles (8 solo), despite missing the fourth quarter with a shoulder injury...Also had 1 INT and 1 FF, which he recovered...Both turnovers resulted in Ravens TDs on the ensuing possessions...Started at ILB and *led the team with a season-high 20 tackles* (12 solo) in **game 3 vs. Den. (9/30)**...Had an INT and 2 PD against the Broncos...Earned *AFC Defensive Player of the Week* award with for performance vs. the Broncos.

2001: First-team *All-Pro* and earned 5th consecutive *Pro Bowl* nod as he started all 16 games and led the team and the NFL with 196 tackles, the 6th consecutive year that he has led the Ravens in tackles...Made 2 tackles and scored a TD in the Pro Bowl...After CB Ty Law intercepted QB Donovan McNabb and ran 31 yards, he pitched the ball to Lewis, who rumbled 13 yards into the end zone while carrying 3 defenders on his back...**2001 SEASON HIGHLIGHTS:** Recorded 12 tackles (8 solo) and 2 INTs in a 16-0 win in **game 14 vs. Cin. (12/23)**...*Recorded season-high 19 tackles* (13 solo), including 1 sack and 2 TFL, in 39-27 win in **game 12 vs. Ind. (12/2)**...Led the team with 16 tackles (10 solo), including 1 sack in the 20-13 win in **game 3 at Den. (9/30)**...The defense held Denver to 61 yards rushing...Made 10 tackles (7 solo), including 2 TFL in **game 2 at Cin. (9/23)**.

2000: *NFL Defensive MVP* and *Super Bowl MVP*...*Pro Bowl Starter* and *1st-Team All-Pro* while leading the Ravens to the World Championship - all at age 25...Ray was voted to his *4th straight Pro Bowl* and once again *led the team with 187 tackles*...Named unanimous *All-Pro*...*Ravens 2000 Player of the Year* by the QB Club of Baltimore...Was named *AFC Defensive Player of the Year* by the KC 101 Club...Led a defense that set a 16-game single-season record for fewest points allowed (165), set the 16-game record for fewest rushing yards allowed (970), recorded 4 shutouts, 1 shy of the post-1970 merger record, and finished ranked 1st in 6 key defensive categories...*In the post-season, Ray led all NFL players with 44 tackles (28 solo), 2 INTs (one for a 50-yard TD at Ten. on 1/7/01), 7 passes defended and 1 fumble recovery*...Baltimore outscored opponents 95-23 in the postseason and the defense permitted just 1 TD (a 2-yard rush by Titans' RB Eddie George)...**2000 SEASON HIGHLIGHTS:** Recorded 11 tackles (5 solo) and 4 PD in the Ravens' 34-7 win over the NYG (1/28/01) in *Super Bowl XXXV*...Led team with 12 total tackles, 1 INT (stolen from George) for a 50-yard TD in the Ravens' 24-10 *AFC Divisional Playoff* victory at **Ten. (1/7/01)**...Named *NFL Defensive Player of the Year* prior to the Titans' game and had 9 solo tackles...*Recorded a game-high 15 tackles (14 solo)*, 1 FR and had 2 TFL in the Ravens' 13-7 win in **game 15 at Ari. (12/17)**...*Led all tacklers with 16 stops (11 solo)* in **game 9 vs. Pit. (10/29)**...*Had 20 tackles (13 solo)*, in **game 7 at Was. (10/15)**...Led the team with 10 tackles in the Ravens 12-0 shutout win in **game 5 at Cle. (10/1)**, the 1st consecutive shutout win by a team since the 1985 Bears...Had 5 stops from scrimmage in the Ravens' 37-0 win in **game 4 vs. Cin. (9/24)**, as the defense limited the Bengals to 4 yards rushing, 94 total net yards and 7 1st downs, all Ravens records.

1999: *Pro Bowl starter* and named AP, *Sports Illustrated*, *Pro Football Weekly*, *The Sporting News*, *Football Digest* and *USA Today* *First-Team All-Pro*...Named to *Football News* and *Pro Football Weekly's All-AFC Team* and *College & Pro Football Newsweekly's Second-Team All-Pro*...Also won the *NFL Alumni Linebacker of the Year Award*...*Named Ravens 1999 Player of the Year* by the QB Club of Baltimore...*Led the team and the NFL with 198 tackles*...Also had 3.5 QB sacks, career-high 3 INTs, 8 PD and 1 FF...Recorded double digits in tackles in 11 games...**1999 SEASON HIGHLIGHTS:** Led the team with 11 tackles (7 solo), 1 FF, a 19-yard INT, 1 PD and 1 TFL in **game 14 vs. NO (12/19)**, as the defense set team records by allowing only 11 rushing yards and 8 total 1st downs in the 31-8 win...Led team with 12 tackles in 31-24 win in **game 13 at Pit. (12/12)**...Recorded 13 stops (9 solo) and a half-sack, plus a PD in the Ravens' 41-14 win in **game 12 vs. Ten. (12/5)**...*Surpassed the 600-tackle mark* in **game 7 vs. Buf. (10/31)** by recording 16 tackles (13 solo), including a 2-yard sack...*Played in 50th career game* in **game 6 vs. KC (10/21)**...Had 18 stops (12 solo) in **game 2 vs. Pit. (9/19)**...Recorded 15 tackles including an 8-yard sack, *a career-long 60-yard INT return*, 2 TFL and 1 PD in **game 1 at STL (9/12)**.

1998: *Voted to the Pro Bowl* as 1 of 2 MLBs (along with Junior Seau)...Also named *All-Pro* by *The Sporting News* and 2nd-team *All-Pro* by AP...*Led team with 154 tackles* despite missing almost 3 games with a dislocated elbow...Also had 2 INTs, 3 sacks, 10 PD and 1 FF...**1998 SEASON**

RAY LEWIS 52

HIGHLIGHTS: Recorded season-high 17 tackles in game 14 vs. Min. (12/13) and was on the field for all 92 plays against the Vikings...Had a game-high 10 tackles in 38-31 win in game 12 vs. Ind. (11/29), to give him 100 on the season...Had 7 stops (3 solo) in game 8 vs. Jax. (11/1), to surpass the career 400-tackle mark in only his 36th NFL game...Recorded 8 tackles, hurries and a pressure in game 7 at GB (10/25)...Returned to starting lineup in game 6 at Pit. (10/18) after missing 11 quarters with a dislocated elbow and led the team with 11 tackles (9 solo)...Helped limit Pit. to 241 net yards and 1 TD...Led all tacklers with 11 (9 solo) in game 1 vs. Pit. (9/6), including a 1-yard sack.

1997: Received the *John Mackey Award*, voted on by his peers, as the AFC's best line-backer...Selected as "needs player" for the *Pro Bowl*...Was named to Dr. Z's *Sports Illustrated All-Pro Team*, *College & Pro Football Weekly All-Pro (1st team)* and *Football Digest's All-NFL (2nd team)*...Named Ravens 1997 MVP by the Baltimore QB Club...Led the NFL with 210 tackles, 68

more than his team-leading total as a rookie in 1996...Tied for 4th on team with 4 sacks, 9 PD, an INT, and a FF...**1997 SEASON HIGHLIGHTS:** Posted a 5-tackle performance in game 16 at Cin. (12/21), to solidify NFL tackle lead...Recorded 22 stops (15 solo), 1 sack and 2 PD in 21-19 win in game 15 vs. Ten. (12/14)...Made a game-high 16 tackles, in addition to recording 2 QB pressures and a QB hurry in game 9 at NYJ (11/2)...Named AFC Defensive Player of the Week after Ravens 20-17 win in game 8 at Was. (10/26)...Recorded a game-high 17 total tackles, 1 sack and his 2nd career INT, off of Gus Frerotte, to seal the 20-17 win...Recorded a Ravens' record 25 tackles, as well as 2 PD, in 24-23 win in game 3 at NYG (9/14)...Won *Pro Football Weekly's* Defensive Player of the Week award.

1996: Named to *USA Today's All-Rookie team* (selected by Jarrett Bell)...Led the Ravens with 142 tackles (avg. 10.1 per game)...Had 2.5 QB sacks, 6 PD and 1 INT...Recorded double digits in tackles in 7 of his 14 games...Led or tied for team tackle lead in 10 games...Had 7 starts at MLB in 4-3 and 6 starts at ILB in 3-4...**1996 SEASON HIGHLIGHTS:** Led team with 13 stops in game 16 vs. Hou. (12/22)...Had game-high 10 tackles (9 solo) in game 14 at Cin. (12/8), including a half-sack, plus a PD...Started at LILB in 3-4 defense in 37-31 OT win in games 8 vs. STL (10/29) and recorded season-high 16 stops, 15 solo...Named AFC Defensive Player of the Week after win in game 1 vs. Oak. (9/1)...Recorded 9 tackles and an INT in the end zone in Ravens 19-14 win over Raiders...Missed 2 games: game 11 at SF (11/17) (ankle) and game 15 at Car. (12/22) (hip).

COLLEGE, PERSONAL: Three-year starter at Miami who came out after his 1995 junior season...Consensus All-American and runner-up for the Butkus Award...Finished 5th on Miami's all-time tackles chart with 388 career stops, including 19 TFL and 6 sacks...Led the Hurricanes in tackles for 22 consecutive games and led the Big East Conference in tackles for 2 straight seasons...Finished junior season (1995) with a team-high 160 tackles and earned consensus 1st-team All-America and All-Big East honors...Member of *Playboy* All-America team...Tackle total was 2nd in Hurricane history (since Ed Weisacosky's 164 in 1965)...Started every game at MLB as



RAY LEWIS 52

a sophomore (1994), earning 1st-team All-Big East honors, and 1st-team All-America honors from *The Poor Man's Guide to the NFL Draft* and *Football News*...Led team with 152 tackles, including 9 TFL and 2 sacks...Played his way into the starting lineup as a **freshman** (1993), starting the final 5 games...Totaled 81 tackles, 2 TFL, 4 PD and 2 sacks...Earned Freshman All-America honors by *The Gridiron Report*...Team MVP in both junior and senior seasons at Kathleen (Lakeland, FL) H.S....Played LB, RB and returned KO's and punts...Recorded 207 tackles with 10 sacks, 5 FRs and 8 INTs (3 for TDs) in high school...Returned 4 punts and 2 KORs for TDs...Rushed for 591 yards and scored 8 TDs as a RB...Blocked 3 FGs as a senior and 3 FGs and 2 PATs as a junior...Was the State 4A Wrestling Champ in the 189 lb. weight class...Enjoys fishing, camping, swimming and basketball...Majored in arts and sciences...Ray has a website, RayLewis52.com...Spoke to the NFL rookies in June 2000 at the NFL's Rookie Symposium about the need to be careful about associations and circumstances...Parade and Day in his honor in his hometown of Lakeland, FL, 4/14/01...Ray contributed money to help with the remodeling of The Greater Faith Missionary Baptist Church in Lakeland...Participated in the Snapple Superstars competition in May 2001...Ray hosted Super Bowl Parties for the children at the Baltimore Ravens Courage House at St. Vincent's in February of 2000...In December 2000, Ray teamed up with radio stations 92Q and Magic 95.9 to ask Ravens fans and members of the Baltimore community to help him with his Holiday Toy Drive...Ray donated the toys to the Cherry Hill Housing Authority, The Baltimore City Department of Social Services and The Bradford Reading Program in Sandtown (MD)...Ray also adopted 10 families in Baltimore City community for the holidays and answered their Christmas wish lists...Ray's 3rd annual celebrity auction and bowling tournament, held in May 2004, raised \$230,000 for the Ray Lewis Foundation, which helps provide assistance to disadvantaged youth...Hosted the Great Maryland Duck Derby 8/10/03 at HarborView Marina & Yacht Club, where 20,000 "adopted" rubber ducks were dropped in Baltimore's Inner Harbor and raced for prizes, with all proceeds going to the Ray Lewis Foundation...On May 2, 2003, Ray Lewis gave \$3,000 scholarships to 2 students from his alma mater, Kathleen HS....Ray provided new computers and online connectivity to Simpson Community Center in Lakeland, FL in 2002...Ray donates a tractor-trailer load of food and personal care boxes annually to 440 of Baltimore's neediest families to enjoy a Thanksgiving meal in the privacy of their homes...Each family receives a 12-14 lb turkey, a box weighing about 26-lbs containing canned and non-perishable food items, a box weighing about 15-lbs containing personal care and hygiene items and girl scout cookies...During the season, Ray provides 25 home game tickets to various nonprofit organizations in Baltimore city...Ray kept a promise to his mother, which he made when he left the University of Miami after his junior year...He graduated from the University of Maryland University College on May 15, 2004...Not only did Ray finish the 24 credits he had remaining to earn his degree in business administration, but he was on the dean's list for most of the time he was enrolled...Full name: Ray Anthony Lewis.

DID YOU KNOW?

Ray Lewis is the Ravens all-time interception leader. He stole 6 in 2003, a career high, and the most by any NFL LB last season. Lewis is also 2nd on the list for the most return yards in Ravens history.

A look at the top 5 interceptors in team history:

Rank	Name	INT	Yards	Average	Long Gain	TD
1	Lewis, Ray 1996-2003	20	359	17.9	64	1
	Woodson, Rod 1998-2001	20	380	19.0	66t	5
	Starks, Duane 1998-2001	20	196	11.7	64	1
4	McAlister, Chris 1999-2003	14	286	20.4	98t	2
5	Reed, Ed 2002-03	12	299	24.9	59	1
6	Langham, Antonio 1996-97	8	99	12.4	40t	1

RAY LEWIS 52

2003

Game-by-Game Tackles

Ravens

Date/Opp.	TT	Solo	AS	INT	FF	FR	Sacks	PD
9/7 at Pit.	14	9	5	1-37	0	0	0-0	2
9/14 vs. Cle.	14	11	3	0-0	0	1	0-0	2
9/21 at SD	18	9	9	0-0	0	0	0-0	0
9/28 vs. KC	19	12	7	0-0	0	0	0-0	0
10/12 at Ari.	14	10	4	0-0	0	0	0-0	0
10/19 at Cin.	9	7	2	0-0	0	0	0-0	0
10/26 vs. Den.	14	10	4	0-0	0	0	0-0	2
11/2 vs. Jax.	12	12	0	1-0	1	0	0-0	0
11/9 at STL	9	5	4	1-18	0	0	0.5-5	3
11/16 at Mia.	16	13	3	0-0	0	0	0-0	0
11/23 vs. Sea.	14	10	4	0-0	1	1	0-0	1
11/30 vs. SF	19	16	3	1-29	0	0	0-0	0
12/7 vs. Cin.	14	10	4	1-1	0	0	0-0	1
12/14 at Oak.	12	10	2	0-0	0	0	0-0	1
12/21 at Cle.	12	7	5	0-0	0	0	1-6	0
12/28 vs. Pit.	15	9	6	1-14	0	0	0-0	1
Totals	225	160	65	6-99	2	2	1.5-11	13

Playoffs

1/3/04 vs. Ten	18	12	6	0-0	0	0	0-0	0
Totals	18	12	6	0-0	0	0	0-0	0

2001

Game-by-Game Tackles

Ravens

Date/Opp.	TT	Solo	AS	INT	FF	FR	Sacks	PD
9/9 Chi.	9	6	3	1-21	0	0	0-0	0
9/23 @ Cin.	10	7	3	0-0	0	0	0-0	0
9/30 @ Den.	16	10	6	0-0	0	1-3	0	0
10/7 Ten.	11	7	4	0-0	0	0	5-3	0
10/14 @ GB	9	4	5	0-0	0	0	0-0	0
10/21 @ Cle.	9	5	4	0-0	0	0	0-0	0
10/28 Jax.	9	7	2	0-0	0	0	0-0	0
11/4 @ Pit.	13	11	2	0-0	0	0	0-0	2
11/12 @ Ten.	15	13	2	0-	1	0	0-0	0
11/18 Cle.	14	9	5	0-0	0	0	0-0	2
11/25 @ Jax.	11	8	3	0-0	0	0	0-0	2
12/2 Ind.	19	13	6	0-0	0	1	1-15	0
12/16 Pit.	16	11	5	0-0	0	0	1-5	3
12/23 Cin.	12	8	4	2-94	0	0	0-0	0
12/29 @ TB	14	7	7	0-0	0	0	0-0	1
1/7 Min.	9	4	5	0-0	0	0	0-0	0
Totals	196	130	66	3-115	1	1	3.5-26	10

Playoffs

1/13 @ Mia.	7	4	3	0-0	0	0	0-0	0
1/20 @ Pit.	10	6	4	0-0	2	0	0-0	0
Totals	17	10	7	0-0	2	0	0-0	0

1999

Game-by-Game Tackles

Ravens

Date/Opp.	TT	Solo	AS	INT	FF	FR	Sacks	PD
9/12 @ STL	15	13	2	1-60	0	0	1-8	1
9/19 Pit.	13	10	3	0-0	0	0	0-0	0
9/26 Cle.	16	9	7	0-0	0	0	1-9	0
10/3 @ Atl.	12	10	2	0-0	0	0	0-0	0
10/10 @ Ten.	19	13	6	0-0	0	0	0-0	0
10/21 KC	11	8	3	0-0	0	0	0-0	0
10/31 Buf.	16	13	3	0-0	0	0	1-2	1
11/7 @ Cle.	9	2	7	0-0	0	0	0-0	0
11/14 @ Jax.	16	10	6	1-18	0	0	0-0	0
11/21 @ Cin.	9	5	4	0-0	1	0	0-0	1
11/28 Jax.	6	5	1	0-0	0	0	0-0	1
12/5 Ten.	15	9	6	0-0	0	0	5-1.5	1
12/12 @ Pit.	11	7	4	0-0	0	0	0-0	1
12/19 NO	11	7	4	1-19	0	0	0-0	1
12/26 Cin.	11	7	4	0-0	0	0	0-0	1
1/2 @ NE	8	3	5	0-0	0	0	0-0	0
Totals	198	131	67	3-97	1	0	3.5-20.5	8

2002

Game-by-Game Tackles

Ravens

Date/Opp.	TT	Solo	AS	INT	FF	FR	Sacks	PD
9/8 @ Car.	17	11	6	0	0	0	0-0	0
9/15 TB	19	13	6	0	0	0	0-0	0
9/30 Den.	20	12	8	1-4	0	0	0-0	2
10/6 @ Cle.	11	8	3	1-0	1	1	0-0	0
10/13 @ Ind.				INACTIVE			SHOULDER	
10/20 vs. Jax.				INACTIVE			SHOULDER	
10/27 vs. Pit.				INACTIVE			SHOULDER	
11/3 @ Atl.				INACTIVE			SHOULDER	
11/10 vs. Cin.				INACTIVE			SHOULDER	
11/17 @ Mia.	18	13	5	0	0	0	0-0	0
11/24 vs. Ten.				INACTIVE			SHOULDER	
12/1 @ Cin.				INJURED			RESERVE	
12/8 vs. NO				INJURED			RESERVE	
12/15 @ Hou.				INJURED			RESERVE	
12/22 vs. Cle.				INJURED			RESERVE	
12/29 @ Pit.				INJURED			RESERVE	
Totals	85	57	28	2-4	1	1	0-0	2

2000

Game-by-Game Tackles

Ravens

Date/Opp.	TT	Solo	AS	INT	FF	FR	Sacks	PD
9/3 @ Pit.	7	4	3	0-0	0	0	0-0	0
9/10 Jax.	14	11	3	0-0	0	0	0-0	0
9/17 @ Mia.	13	7	6	0-0	0	0	0-0	0
9/24 Cin.	5	2	3	0-0	0	0	0-0	0
10/1 @ Cle.	10	6	4	1-1	0	0	0-0	0
10/8 @ Jax.	16	9	7	0-0	0	1	0-0	0
10/15 @ Wash.	20	13	7	0-0	0	0	0-0	0
10/22 Ten.	9	4	5	0-0	0	0	0-0	0
10/29 Pit.	16	11	5	0-0	0	0	1-8	1
11/5 @ Cin.	9	4	5	0-0	0	0	0-0	1
11/12 @ Ten.	9	6	3	0-0	0	0	0-0	1
11/19 Dal.	8	6	2	1-0	0	0	0-0	0
11/26 Cle.	10	6	4	0-0	0	0	2-25	0
12/10 SD	14	10	4	0-0	0	0	0-0	0
12/17 @ Ari.	15	14	1	0-0	0	1	0-0	1
12/24 NYJ	12	7	5	0-0	0	1	0-0	3
Totals	187	120	67	2-1	0	3	3-33	7

Playoffs

12/31 Den.	12	8	4	1-4	0	0	0-0	2
1/7 @ Ten.	12	9	3	1-50	0	0	0-0	0
1/14 @ Oak.	9	6	3	0-0	0	1	0-0	1
1/28 SB XXXV11	5	6	0-0	0	0	0	0-0	4
Totals	44	28	16	2-54	0	1	0-0	7

1998

Game-by-Game Tackles

Ravens

Date/Opp.	TT	Solo	AS	INT	FF	FR	Sacks	PD
9/6 Pit.	11	9	2	0-0	0	0	1-1	0
9/13 @ NYJ	11	9	2	0-0	0	0	0-0	0
9/20 @ Jax.	3	2	1	0-0	1	0	0-0	0
9/27 Cin.				INACTIVE			ELBOW	
10/11 Ten.				INACTIVE			ELBOW	
10/18 @ Pit.	9	6	3	0-0	0	0	0-0	0
10/25 @ GB	8	8	0	0-0	0	0	0-0	0
11/1 Jax.	7	3	4	0-0	0	0	0-0	2
11/8 Oak.	15	11	4	0-0	0	0	1-4	3
11/15 @ SD	15	12	3	0-0	0	0	0-0	2
11/22 @ Cin.	8	5	3	2-25	0	0	0-0	2
11/29 Ind.	10	10	0	0-0	0	0	0-0	0
12/6 @ Ten.	14	8	6	0-0	0	0	1-9	0
12/13 Min.	17	17	0	0-0	0	0	0-0	0
12/20 @ Chi.	11	7	4	0-0	0	0	0-0	0
12/27 Det.	15	12	3	0-0	0	0	0-0	1
Totals	154	119	35	2-25	1	0	3-14	10

RAY LEWIS

RAY LEWIS 52

1997

Game-by-Game Tackles

Ravens

Date/Opp.	TT	Solo	AS	INT	FF	FR	Sacks	PD
8/31 Jax.	13	12	1	0-0	0	0	0-0	0
9/7 Cin.	8	7	1	0-0	0	0	1-7	1
9/14 @ NYG	25	18	7	0-0	0	0	0-0	2
9/21 @ Ten.	8	6	2	0-0	0	0	0-0	0
9/28 @ SD	11	8	3	0-0	0	0	0-0	0
10/5 Pit.	10	7	3	0-0	0	0	0-0	0
10/19 Mia.	14	12	2	0-0	1	0	0-0	2
10/26 @ Wash.	17	13	4	1-18	0	0	1-4	1
11/2 NYJ	16	10	6	0-0	0	0	0-0	0
11/9 @ Pit.	18	15	3	0-0	0	0	1-7	0
11/16 Phi.	11	10	1	0-0	0	0	0-0	0
11/23 Ari.	14	11	3	0-0	0	0	0-0	0
11/30 @ Jax.	12	11	1	0-0	0	0	0-0	0
12/7 Sea.	6	6	0	0-0	0	0	0-0	1
12/14 Ten.	22	15	7	0-0	0	0	1-8	2
12/21 @ Cin	5	2	3	0-0	0	0	0-0	0
Totals	210	163	47	1-18	1	0	4-27	9

1996

Game-by-Game Tackles

Ravens

Date/Opp.	TT	Solo	AS	INT	FF	FR	Sacks	PD
9/1 Oak.	9	5	4	1-0	0	0	0-0	2
9/8 @ Pit.	13	10	3	0-0	0	0	0-0	0
9/15 @ Hou.	7	5	2	0-0	0	0	0-0	0
9/29 NO	10	5	5	0-0	0	0	0-0	0
10/6 NE	6	6	0	0-0	0	0	0-0	0
10/13 @ Ind.	12	11	1	0-0	0	0	1-7	0
10/20 @ Den.	10	4	6	0-0	0	0	0-0	0
10/27 STL	16	15	1	0-0	0	0	0-0	0
11/3 Cin.	9	6	3	0-0	0	0	0-0	2
11/10 @ Jax.	4	4	0	0-0	0	0	0-0	1
11/17 @ SF	INACTIVE - ANKLE							
11/24 Jax.	5	5	0	0-0	0	0	0-0	0
12/1 Pit.	8	7	1	0-0	0	0	0-0	0
12/8 @ Cin.	10	9	1	0-0	0	0	5-1.5	1
12/15 @ Car.	INACTIVE - HIP							
12/22 Hou.	13	8	5	0-0	0	0	0-0	0
Totals	142	104	38	1-0	0	0	2.5-8.5	6

RAY LEWIS

REGULAR SEASON

Year	TT	Solo	AS	INTs	FR	FF	TDs	Sacks	PD
1996	*142	*104	38	1-0	0	0	0	2.5-8.5	6
1997	**210	**163	47	1-18	0	1	0	4-27	9
1998	*154	*119	35	2-25	0	1	0	3-14	10
1999	**198	**131	67	3-97	0	1	0	3.5-20.5	8
2000	*187	*120	67	2-1	3	0	0	3-33	7
2001	**196	**130	66	3-115	1	1	0	3.5-26	10
2002	85	57	28	2-4	1	1	0	0.0-0	2
2003	#**225	**160	65	6-99	2	2	0	1.5-11	13
Totals	1,397	984	413	20-359	7	7	0	21-143	65

POSTSEASON


Year	TT	Solo	AS	INTs	FR	FF	TDs	Sacks	PD
2000	**44	**28	16	2-54	1	0	1	0-0	7
2001	17	10	7	0-0	0	2	0	0-0	0
2003	*18	*12	6	0-0	0	0	0	0-0	0
Totals	79	50	29	2-54	1	1	1	0-0	7

Franchise Record *Team leader **NFL leader

RAY LEWIS

DID YOU KNOW?

With a career high and franchise record 225 tackles in 2003, Ray Lewis not only earned the *AP NFL Defensive MVP* for the 2nd time, but he led the Ravens in tackles for the 7th time, leading the NFL in tackles for the 4th time.



JOE MAESE
LONG SNAPPER
 YEARS IN NFL: 4
 HT: 6'0" WT: 245
 COLLEGE: New Mexico
 HS: Cortez (Phoenix, AZ)
 BORN: 12/2/78, Morenci, AZ
 JOINED RAVENS: Draft 6 (192nd), 2001

59

GAMES PLAYED/STARTED: (2001, 15/0); (2002, 16/0); (2003, 16/0) **Total 47/0**

Playoffs (2001, 0/0); (2003, 1/0) **Total 1/0**

TRANSACTIONS: Joe Maese re-signed with the Baltimore Ravens on 5/17/04...Was originally selected by the Ravens in the 6th round (192nd overall) of the 2001 NFL Draft.

PRO: An integral part of the Ravens' special teams, Maese snapped every ball for all 16 games in 2002 and 2003...Snapped for the Ravens in the 1st 15 games of the season in 2001, before suffering a season-ending knee injury...He is the 1st Lobo to be drafted by the Ravens...The 1st true long snapper ever drafted by Baltimore.

2003: Saw action in all 16 games in 2003...Snapped for all 38 FGAs, 35 XPAs and 91 punts...Posted 5 special teams tackles and 1 FR in the regular season...Also snapped for both XPAs, 1 FGA and 8 punts in the Wild Card loss vs. **Ten. (1/3/04)**...Posted 1 special teams tackle...**2003 SEASON HIGHLIGHTS:** Snapped on both FGAs and all 7 punts and recorded 2 special teams tackles in **game 10 at Mia. (11/16)**...Snapped on all 3 FGs, all punts and XPA and recorded 1 special teams tackle in **game 9 at STL (11/9)**...Snapped on all FGs and punts in **games 1-8**.

2002: Saw action in all 16 games, making every snap for all special teams plays in 2002...**2003 SEASON HIGHLIGHTS:** Snapped on every punt, PAT and FGA in **game 13 vs. NO (12/8)**...Also had 1 FR, forced by Chad Williams on a punt return in the first quarter against the Saints.

2001: Placed on injured reserve 1/3/02 with an MCL sprain...Made every snap on all punts and FGAs for the first 15 games of the season.

COLLEGE, PERSONAL: Was one of the premier deep snappers in college football...Joined the Lobos in 1999 as a reserve LB...Never received a scholarship, paying his own way during his time at New Mexico...Began his collegiate career as a DE at Phoenix (AZ) Community College...Appeared in every game as the team's LS for punts, placements and FGAs as a senior...Recorded 2 special teams tackles...Joined New Mexico as a walk-on...Handled all deep-snapping chores...Won the Lobos' Beefmaster Award as the Lobos' strongest player in the weight room...Lettered twice as a defensive end (1997-98), while also handling deep-snapping duties at Phoenix (AZ) Community College...Won the team's Work Ethic Award and the Iron Bear Award (weight room performance)...A 1997 graduate of Cortez (Phoenix, AZ) HS...All-State defensive tackle as a senior...Had 18 TFL, 12 sacks, 7 FFs and 4 FRs...Had 75 tackles in 5 games as a freshman before an injury cut his season short...Also wrestled and set the school's bench press (350 lbs.) and squat (525) records...Won 1st place in a power-lifting meet in 1999...Once administered CPR to a 7-year old in Rocky Point, Mexico, saving the youngster's life...During the 2002 offseason, Joe visited with a number of elementary school students from the Phoenix area where his mom is a teacher...Also went with Phoenix firefighters to visit children in local hospitals...Communications major...Visited sick youngsters at Johns Hopkins Children's Hospital numerous times during the last few seasons...Name is pronounced My-EH-say...Full name: Joseph Michael Maese.

REGULAR SEASON...

SPECIAL TEAMS TACKLES (9): 2001 (1); 2002 (3); 2003 (5)

POSTSEASON...

SPECIAL TEAMS TACKLES (1): 2003 (1)

JOE MAESE



CHRIS McALISTER

CORNERBACK

YEARS IN NFL: 6

HT: 6'1" WT: 206

COLLEGE: Arizona

HS: Pasadena (CA)

BORN: 6/14/77, Pasadena, CA

JOINED RAVENS: Draft 1 (10th), 1999

21

GAMES PLAYED/STARTED: (1999, 16/12); (2000, 16/16); (2001, 16/16); (2002, 13/12); (2003, 15/15) **Total 76/71**

Playoffs (2000, 4/4) (2001, 2/2); (2003, 1/1) **Total 7/7**

TRANSACTIONS: Chris McAlister was selected by the Ravens with the 10th overall pick in the 1st round of the 1999 NFL Draft.

PRO: Elite, shutdown corner with the size and speed to match up with any opposing receiver...Earned his *1st Pro Bowl* nod in 2003...He also earned *AP 1st-team All-Pro*, *Pro Football Weekly All-NFL* team and *Football Digest 1st-team All-Pro* honors...Played and started in 15 games, recording 52 tackles (43 solo), tied for 2nd on the team with 16 PD and had 3 INTs, including 1 he returned 83 yards for a TD...McAlister has the daunting task of constantly covering the opposing team's top receiver...In addition to his covering skills, McAlister also returned punts during the 2002 season...Posted 67 tackles (58 solo) and *led the Ravens with 24 PD*, despite playing in only 13 games due to an ankle injury in 2002...Earned *AFC Special Teams Player of the Week* honors in week 2 for his *NFL-record 107-yard return of missed FGA*, the longest play in NFL history...Returned 17 punts for 122 yards (7.2-yard average)...Started all 16 games and 2 postseason contests in 2001, when he had 11 PD...A major factor in the 2000 Ravens' record-setting defense, as the team set a franchise mark and led the NFL with 49 take-aways, including a then-Ravens-record 23 INTs (5th in the NFL)...Defense allowed only 11 TD passes all season (2nd-fewest in the league), and finished 5th in the NFL with 23 INTs, while setting the NFL 16-game record by allowing just 165 points...Was named to *Football Digest's* 2nd-team *All-Pro* squad in 2000 after picking off 4 passes (1 for a TD) and finishing 2nd on the team with 23 PD...Started the final 12 games in 1999 at LCB and was named to *College & Pro Football Newsweekly's* 1999 *All-Rookie Team*...Led the team with 27 PD and finished tied for 2nd with 5 INTs in 1999 (tied for 6th in the AFC and 2nd in the NFL among rookies behind Green Bay's Mike McKenzie, who had 6)...Was the 2nd DB picked in the '99 draft (behind Champ Bailey by Washington at the 7th position) and the 3rd defensive player tabbed overall (behind Bailey and LB Chris Claiborne, selected by Detroit at the 9th position)...His 14 INTs rank 4th on the Ravens' all-time INT list, behind former Ravens Rod Woodson (20) and Duane Starks (20) and teammate Ray Lewis (20).

2003: Earned his *1st Pro Bowl* nod in 2003...He also grabbed *AP 1st-team All-Pro*, *Pro Football Weekly All-NFL* team and *Football Digest 1st-team All-Pro* honors...Played and started in 15 games, recording 52 tackles (43 solo), tied for 2nd on the team with 16 PD and had 3 INTs, including 1 he returned 83 yards for a TD...Shadowed Pro Bowl WR Derrick Mason and held him to 3 receptions for 28 yards, while posting 3 solo tackles, 2 PD and moved into 2nd place on the Ravens' all-time postseason INT list with the 3rd of his career in the *Wild Card loss vs. Ten. (1/3/04)*...**2003 SEASON HIGHLIGHTS:** Shadowed the AFC's receiving yardage leader, Chad Johnson, and held him to 2 receptions for 15 yards, while recording 1 solo tackle and helped force Jon Kitna into 2 INTs in *game 13 vs. Cin. (12/7)*...Continued to play at a torrid pace, as he held Terrell Owens to 3 receptions for 23 yards and 0 TDs in 44-6 rout in *game 12 vs. SF (11/30)*...Blanketed the NFL's leading receiver Torrey Holt, allowing him only 3 receptions for 38 yards and posted 2 solo tackles as the defense allowed the

31 OFF THE FIELD

Ravens CB Chris McAlister joined area youth in leading the annual Community May Fest parade on Saturday, May 1st. The parade, organized by the First Mt. Olive Freewill Baptist Church, was supported by the Echo House, an organization where Chris frequently volunteers.

CHRIS McALISTER 21

league's No. 1-rated offense just 121 yards in **game 9 at STL (11/9)**...Started and posted 4 tackles (3 solo) and 1 PD in **game 6 at Cin. (10/19)**...Started at LCB and had 4 tackles (3 solo) in **game 5 at Ari. (10/12)**...McAlister also posted his *1st-career multi-INT game*, returning the 2nd 83 yards (3rd-longest in franchise history) for a TD against the Cardinals.

2002: Saw action in 13 games, starting 12...Missed 3 games due to an ankle injury suffered on a punt at Atl. (11/3)...Finished the season with 67 tackles (58 solo), 1 FF and 1 INT...Led the team with 24 PD...**2002 SEASON HIGHLIGHTS:** Started at CB in **game 15 vs. Cle. (12/22)**...Posted 8 solo tackles against the Browns...Returned in **game 12 at Cin. (12/1)** and played in mostly nickel situations after missing the previous 3 games with an ankle injury...Amassed 6 tackles (4 solo) and led team with 3 PD against the Bengals...Inactive games 9-11 with an ankle injury...Started at LCB in 17-10 win in **game 6 vs. Jax. (10/20)** and had 5 solo tackles and 1 PD...Part of a defensive backfield that did not allow a TD pass and that forced QB Mark Brunell into 3 INTs...Started at RCB and logged 7 tackles in **game 3 vs. Den. (9/30)**...McAlister also led the team with 4 PD on Monday Night Football...*Set a new NFL record for longest play with a 107-yard return for a TD* on Jason Elam's missed FG in the closing seconds of the first half against the Broncos...Earned *AFC Special Teams Player of the Week* honors vs. the Broncos.

2001: Started all 16 games at CB and was 6th on the team with 69 tackles (59 solo), an INT and 10 PD for the season...**2001 SEASON HIGHLIGHTS:** Recorded 1 assist and 1 PD in 20-3 *Wild Card win at Mia. (1/13/02)*, as the defense held the Dolphins to 151 total yards, a *team-postseason record*...Made 3 tackles (2 solo) in 26-7 win in **game 4 vs. Ten. (10/7)**, as the defense allowed only 185 total yards and no TDs...Recorded 1 solo tackle in 20-13 win in **game 3 at Den. (9/30)**...Returned punts in place of injured WR/KR Jermaine Lewis (thigh) in **game 2 at Cin. (9/23)**...Returned 5 punts for 44 yards, including a 24-yard return...Recorded 5 tackles (3 solo) on defense.

2000: Named to *Football Digest's All-Pro 2nd-Team*...In the playoffs, Chris recorded 17 tackles, led the team with 8 PD and had 1 of Baltimore's 10 INTs...Posted 49 tackles (39 solo), 4 INTs and had 23 PD...**2000 SEASON HIGHLIGHTS:** Recorded 2 tackles, 1 PD and a 4-yard INT off QB Kerry Collins in the 34-7 *Super Bowl XXXV win over the NYG (1/28/01)*...Finished 2nd on the team, tops in the secondary, with 7 tackles and had a team-high 3 PD in the Ravens' 21-3 *AFC Wild Card win over the Broncos (12/31)*...Won *DirectTV's Play of the Week Award* in the Ravens' 34-20 win in **game 16 vs. NYJ (12/24)** when *he stepped in front of a Vinny Testaverde pass on the 2-yard line and raced 98 yards for the Ravens' 1st and only defensive TD of the regular season*...*Was the longest INT return in team history* (tied with Chad Williams - 2002) and 2nd-longest in the NFL in 2000...Also had 5 tackles and 4 PD.

1999: Completed a solid rookie season by leading the team with 27 PD and finished tied for 2nd on team with 5 INTs...(tied for 6th in the AFC and 2nd in the NFL among rookies behind GB's Mike McKenzie (6))...Started final 12 games at LCB and finished 9th on team with 58 tackles...Named to *College & Pro Football Newsweekly's 1999 All-Rookie Team*...**1999 SEASON HIGHLIGHTS:** Had 2 stops and recorded his 5th INT of the season in the *season finale at NE (1/2/00)*...Picked off Drew



Bledsoe in the fourth quarter at the Ravens 2-yard line on a deep pass intended for Shawn Jefferson...Had 6 tackles and a team-high 4 PD in 31-24 win in **game 13 at Pit. (12/12)**...Had 4 stops and intercepted his 4th pass of the season in the Ravens' 41-14 win in **game 12 vs. Ten. (12/5)**...Finished 2nd on the team with a **career-high 10 tackles** in **game 7 vs. Buf. (10/31)**, and recorded his 3rd INT of the season...Also had 3 PD...Made **1st NFL start** at LCB at in **game 5 Ten. (10/10)** and was credited with 4 tackles...**Picked off his 1st-career pass** in season opener at STL (9/12).

COLLEGE, PERSONAL: Won unanimous All-America first-team honors and was an All-Pac 10 1st-team choice for 3 straight seasons...Only the 7th player in college football history (and 1st in Arizona history) to return a kickoff, punt and INT for TDs in the same season (1998)...His 18 INTs (including bowl games) at the end of his Arizona career ranked 3rd on Arizona's career-record chart behind Chuck Cecil (21, 1984-87) and Jackie Wallace (20, 1970-72)...Concluded Arizona career with 122 tackles, 11 TFL, 3 FFs, 15 INTs (2 for TDs) for a 16.2-yard return average, 43 KORs, including 2 100-yard TDs, for a 25.5-yard average and 5 punt returns, 1 for a 65-yard TD, for a 20.8-yard average...One of 3 finalists for the Jim Thorpe Award as a senior in 1998...Winner of the Mosi Tatupu Special Teams Player of the Year Award...Started 11 games at weakside CB...Finished with 34 tackles, a team-leading 15 PD and 5 INTs for 64 yards and a TD...Blocked 2 kicks...Returned 5 punts for 104 yards (20.8-yard avg.) and a score...Also scored a TD on a KOR, and averaged 29.5 yards on 8 KORs...He also returned a kickoff for a school-record 100-yard TD against Hawaii...Earned 1st-team All-Pac 10 honors as a junior in 1997, as he finished with 43 tackles (37 solo), a team-leading 4 INTs (for 45 yards) and 5 PD...Also had 1 FF and blocked a kick...In the Insight.com Bowl vs. New Mexico, he intercepted a pass, deflected 2 others and recorded 4 solo tackles...**In his 1st year as a Wildcat in 1996, he won All-Pac 10 1st-team honors after recording 45 tackles (36 solo), with 2 sacks for 18 yards**...He also had 2 FF and 5 PD...Ranked 5th in the nation with 6 INTs for 103 yards (including a TD)...Gained 526 yards, including a 100-yard TD vs. UCLA on 20 KORs (26.3-yard average)...Earned All-State honors as a CB at Mt. San Antonio Junior College in Walnut, CA in 1995...Returned 3 punts and 2 INTs for TDs...Won conference Player of the Year and California's Most Valuable Player at Pasadena (CA) HS in 1995...Threw for 1,153 yards and rushed for 1,302 yards as a QB in his senior year...Named Conference Player of the Year and football MVP...Had his jersey retired, No. 9 at Pasadena HS in 2001...Lettered in football and track...Was a family studies major, with an emphasis in broadcasting...His father, James, was a 1st-team All-American RB at UCLA in 1972-73, and later played for Southern California of the World Football League and the Philadelphia Eagles and New England Patriots in the NFL...In 2000 and 2002, McAlister participated in "Ravens Football 101," which raised money to benefit the Ravens Foundation For Families...Chris made a \$100,000 contribution to his church, Victory Full Gospel Baptist Church in Monrovia, CA...He also gave them \$9,000 towards their Youth Ministry...The Chris McAlister Foundation holds an annual golf tournament to help raise money for the Boys & Girls Club of Pasadena, CA...Participated in Anthony Mitchell's football camp in June 2002...Also helped college teammate and current Buffalo Bills LB DaShon Polk at his football camp in June 2002...Participated in former teammate and current Arizona Cardinal CB Duane Starks celebrity golf tournament in May 2002...Mentors kids at the Martin Luther King Jr. Center and the Echo House...Invited 31 children from the Echo House to the home game against the Cincinnati Bengals (12/23/01) and has expanded the program in the last 2 years...Donates food to at risk children and needy families during the holiday seasons through his foundation...Provided turkey and prepared meals for the Echo House and served as tennis coach for the Pam Shriver Celebrity Tennis Challenge at the First Mariner Arena in 2002 and 2003...The county of Los Angeles held a luncheon to honor McAlister's outstanding athletic and community achievement on 6/21/01...Full name: Christopher James McAlister.

DID YOU KNOW?

Chris McAlister recorded his 1st-career multi-INT game with 2 at Ari. (10/12/03) and returned his 2nd INT of the game 83 yards (3rd longest in franchise history) for a TD. McAlister became the 9th Raven in franchise history to record a multi-INT game.

CHRIS McALISTER 21

2003

Game-by-Game Tackles

Ravens

Date/Opp.	TT	Solo	AS	INT	FF	FR	Sacks	PD
9/7 at Pit.	6	5	1	0-0	0	0	0-0	0
9/14 vs. Cle.	5	5	0	0-0	0	0	0-0	2
9/21 at SD				DNP				
9/28 vs. KC	3	3	0	0-0	0	0	0-0	0
10/12 at Ari.	4	3	1	2-87	0	0	0-0	2
10/19 at Cin.	4	3	1	0-0	0	0	0-0	1
10/26 vs. Den.	3	3	0	0-0	0	0	0-0	2
11/2 vs. Jax.	6	4	2	0-0	0	0	0-0	1
11/9 at STL	2	2	0	0-0	0	0	0	0
11/16 at Mia.	3	3	0	0-0	0	0	0-0	1
11/23 vs. Sea.	2	2	0	0-0	0	0	0-0	3
11/30 vs. SF	3	2	1	0-0	0	0	0-0	0
12/7 vs. Cin.	1	1	0	0-0	0	0	0-0	0
12/14 at Oak.	3	3	0	0-0	0	0	0-0	1
12/21 at Cle.	4	4	0	0-0	0	0	0-0	0
12/28 vs. Pit.	3	4	3	1-6	0	0	0-0	3
Totals	52	43	9	3-93	0	0	0-0	16

Playoffs

1/3/04 vs. Ten.	3	3	0	1-0	0	0	0-0	2
Totals	3	3	0	1-0	0	0	0-0	2

2001

Game-by-Game Tackles

Ravens

Date/Opp.	TT	Solo	AS	INT	FF	FR	Sacks	PD
9/9 Chi.	4	4	0	0-0	0	0	0-0	0
9/23 @ Cin.	5	3	2	0-0	0	0	0-0	0
9/30 @ Den.	1	1	0	0-0	0	0	0-0	0
10/7 Ten.	3	2	1	0-0	0	0	0-0	0
10/14 @ GB	4	3	1	0-0	0	0	0-0	0
10/21 @ Cle.	4	3	1	0-0	0	0	0-0	1
10/28 Jax.	4	3	1	0-0	0	0	0-0	1
11/4 @ Pit.	4	3	1	0-0	0	0	0-0	0
11/12 @ Ten.	4	2	2	0-0	0	0	0-0	3
11/18 Cle.	5	5	0	0-0	0	0	0-0	0
11/25 @ Jax.	6	6	0	0-0	0	0	0-0	0
12/2 Ind.	3	2	1	0-0	0	0	0-0	0
12/16 Pit.	7	7	0	0-0	0	0	0-0	0
12/23 Cin.	7	7	0	0-0	0	0	0-0	2
12/29 @ TB	6	6	0	0-0	0	0	0-0	1
1/7 Min.	2	2	0	1-0	0	0	0-0	2
Totals	69	59	10	1-0	0	0	0-0	10

Playoffs

1/13 @ Mia.	1	0	1	0-0	0	0	0-0	0
1/20 @ Pit.	5	3	2	1-18	0	0	0-0	0
Totals	6	3	3	1-18	0	0	0-0	0

1999

Game-by-Game Tackles

Ravens

Date/Opp.	TT	Solo	AS	INT	FF	FR	Sacks	PD
9/12 @ STL	0	0	0	1-21	0	0	0-0	1
9/19 Pit.	2	2	0	0-0	0	0	0-0	0
9/26 Cle.	0	0	0	1-0	0	0	0-0	3
10/3 @ Atl.	3	2	1	0-0	0	0	0-0	2
10/10 @ Ten.	4	4	0	0-0	0	0	0-0	1
10/21 KC	3	2	1	0-0	0	0	0-0	1
10/31 Buf.	10	9	1	1-7	0	0	0-0	3
11/7 @ Cle.	3	1	2	0-0	0	0	0-0	0
11/14 @ Jax.	5	3	2	0-0	0	0	0-0	2
11/21 @ Cin.	4	4	0	0-0	0	0	0-0	2
11/28 Jax.	4	4	0	0-0	0	0	0-0	3
12/5 Ten.	4	4	0	1-0	0	0	0-0	1
12/12 @ Pit.	6	6	0	0-0	0	0	0-0	4
12/19 NO	4	3	1	0-0	0	0	0-0	0
12/26 Cin.	4	4	0	0-0	0	0	0-0	3
1/2 @ NE	2	2	0	1-0	0	0	0-0	1
Totals	58	50	8	5-28	0	0	0	27

2002

Game-by-Game Tackles

Ravens

Date/Opp.	TT	Solo	AS	INT	FF	FR	Sacks	PD
9/8 @ Car	0	0	0	0-0	0	0	0-0	0
9/15 vs. TB	7	5	2	0-0	1	0	0-0	2
9/30 vs. Den	7	6	1	0-0	0	0	0-0	4
10/6 @ Cle	7	6	1	1-0	0	0	0-0	5
10/13 @ Ind	7	6	1	0-0	0	0	0-0	0
10/20 vs. Jax.	5	5	0	0-0	0	0	0-0	1
10/27 vs. Pit	3	3	0	0-0	0	0	0-0	0
11/3 @ Atl	6	4	2	0-0	0	0	0-0	3
11/10 vs. Cin				Inactive - Ankle				
11/17 @ Mia				Inactive - Ankle				
11/24 vs. Ten				Inactive - Ankle				
12/1 @ Cin	6	4	2	0-0	0	0	0-0	3
12/8 vs. NO	4	4	0	0-0	0	0	0-0	2
12/15 @ Hou	4	4	0	0-0	0	0	0-0	3
12/22 vs. Cle	8	8	0	0-0	0	0	0-0	0
12/29 @ Pit	3	3	0	0-0	0	0	0-0	1
Totals	67	58	9	1-0	1	0	0-0	24

2000

Game-by-Game Tackles

Ravens

Date/Opp.	TT	Solo	AS	INT	FF	FR	Sacks	PD
9/3 @ Pit.	1	1	0	0-0	0	0	0-0	1
9/10 Jax.	2	2	0	0-0	0	0	0-0	1
9/17 @ Mia.	3	3	0	0-0	0	0	0-0	1
9/24 Cin.	6	5	1	0-0	0	0	0-0	2
10/1 @ Cle.	4	3	1	0-0	0	0	0-0	0
10/8 @ Jax.	3	3	0	1-44	0	0	0-0	2
10/15 @ Wash.	1	0	1	0-0	0	1	0-0	1
10/22 Ten.	2	2	0	0-0	0	0	0-0	1
10/29 Pit.	4	4	0	0-0	0	0	0-0	0
11/5 @ Cin.	2	2	0	0-0	0	0	0-0	0
11/12 @ Ten.	4	3	1	0-0	0	0	0-0	0
11/19 Dal.	1	1	0	0-0	0	0	0-0	3
11/26 Cle.	1	0	1	1-14	0	0	0-0	1
12/10 SD	5	1	4	1-9	0	0	0-0	3
12/17 @ Ari.	5	5	0	0-0	0	0	0-0	3
12/24 NYJ	5	4	1	1-98	0	0	0-0	4
Totals	49	39	10	4-165	0	1	0-0	23

Playoffs

12/31 Den.	7	7	0	0-0	0	0	0-0	3
1/7 @ Ten.	6	4	2	0-0	0	0	0-0	3
1/14 @ Oak.	2	2	0	0-0	0	0	0-0	1
1/28 SB XXXV	2	2	0	1-4	0	0	0-0	1
Totals	17	15	2	1-4	0	0	0-0	8

"I think the thing that makes them a lot better is that Chris McAlister is playing a lot better. They can put him on the best receiver and lock him on and take that one receiver out of the game. That frees up one of the safeties, and they can blitz and do a lot more with that defense."

-Miami Head Coach Dave Wannstedt on Chris McAlister

CHRIS McALISTER

CHRIS McALISTER 21

REGULAR SEASON

Year	TT	Solo	AS	INTs	FR	FF	TDs	Sacks	PD
1999	58	50	8	5-28	0	0	0	0-0	27
2000	49	39	10	4-165	1	0	1	0-0	23
2001	69	59	10	1-0	0	0	0	0-0	10
2002	67	58	9	1-0	0	1	0	0-0	24
2003	52	43	9	3-93	0	0	0	0-0	16
Totals	295	249	46	14-286	1	1	1	0-0	100

POSTSEASON

Year	TT	Solo	AS	INTs	FR	FF	TDs	Sacks	PD
2000	17	15	2	1-4	0	0	0	0-0	8
2001	6	3	3	1-18	0	0	0	0-0	3
2003	3	3	0	1-0	0	0	0	0-0	2
Totals	26	21	5	3-22	0	0	0	0-0	13

CHRIS McALISTER

TOP 10 RAVENS OFFENSIVE/DEFENSIVE GAMES


TOTAL NET YARDS - REGULAR AND POSTSEASON

DEFENSIVE

RANK	YARDS	RUSH	PASS	DATE	OPPONENT
1.	94	4	90	9/3/00	at Pittsburgh
2.	112	28	84	11/26/00	Cleveland
3.	128	64	64	12/10/00	San Diego
4.	132	47	85	11/14/99	at Jacksonville
5.	151	49	102	1/2/00	at New England
6.	152	66	86	1/28/01	at NY Giants (SB XXXV)
7.	170	56	114	11/7/99	at Cleveland
8.	174	44	130	11/5/00	at Cincinnati
9.	175	60	115	9/14/03	Cleveland
10.	177	42	135	12/31/00	Denver (Wild Card)

OFFENSIVE

RANK	YARDS	RUSH	PASS	DATE	OPPONENT
1.	479	250	229	11/19/00	Dallas
2.	478	74	404	10/27/96	St. Louis (OT)
3.	463	133	330	10/6/96	New England
4.	461	247	214	11/26/00	Cleveland
5.	460	104	356	11/24/96	Jacksonville (OT)
5.	447	159	288	11/2/97	@ Jets (OT)
	447	116	331	12/5/99	Tennessee
6.	426	150	276	11/23/03	Seattle (OT)
7.	422	114	308	12/29/02	@ Pittsburgh
8.	412	146	266	9/7/97	Cincinnati
9.	410	114	296	12/8/02	New Orleans
10.	409	201	208	10/6/02	@ Cleveland

	HAROLD MORROW	
	FULLBACK	
	YEARS IN NFL: 10	33
	HT: 5'11" WT: 232	
	COLLEGE: Auburn	
	HS: Maplesville (AL)	
	BORN: 2/24/73, Maplesville, AL	
	LAST TEAM: BALTIMORE RAVENS; Free Agent, 2003	

GAMES PLAYED/STARTED: (1996, 8/0); (1997, 16/0); (1998, 11/0); (1999, 16/0); (2000, 16/0); (2001, 16/2); (2002, 16/0); (2003, 14/0) **Total 114/2**

PLAYOFFS: (1997, 2/0); (1998, 2/0); (1999, 2/0); (2000, 2/0); (2003, 1/0) **Total 9/0**

TRANSACTIONS: Signed by the Baltimore Ravens on 3/6/03...Terminated (vested veteran) by the Minnesota Vikings on 2/27/03...Re-signed by the Vikings (unrestricted) on 3/6/02...Re-signed by the Vikings (unrestricted) on 3/7/00...Re-signed by the Vikings (restricted) on 4/23/99...Claimed off waivers by the Minnesota Vikings on 5/4/98...Waived by the Cowboys on 8/26/96...Originally signed by the Dallas Cowboys as an undrafted free agent on 4/30/96.

PRO: Powerful, versatile player, who is a reliable weapon out of the backfield...Is a standout special teams player with 140 career special teams tackles.

2003: (with Baltimore) Saw action in 14 regular season games and the Ravens' Wild Card matchup in 2003...Tied for 7th on the team with 9 special teams tackles, including 5 solo...

2003 SEASON HIGHLIGHTS: Saw action in the Wild Card loss vs. Ten. (1/3/04) and recorded 3 special teams tackles...Recorded 2 special teams tackles in 31-13 victory in game 13 vs. Cin. (12/7)...Saw action on special teams and posted 2 tackles in game 9 at STL (11/9)...Saw action on special teams and recorded 2 solo special teams tackles in game 5 at Ari. (10/12)...Was inactive in game 3 and 4 due to an elbow injury...Saw action in his *100th-career game* on special teams in game 1 at Pit. (9/7).

2002: (with Minnesota) Played in all 16 games...Finished 2nd in team history with 18 special teams tackles...Notched a pair of special teams tackles in game 16 at Det. (12/29)...Left game 15 vs. Mia. (12/21) after suffering an allergic reaction...Posted a pair of special teams stops in game 7 vs. Chi. (10/27)...Forced a fumble in game 4 at Sea. (9/29) by Seahawks punter Jeff Feagles and recorded 2 special teams tackles in the game.

2001: (with Minnesota) Saw action in all 16 games, starting 2 at FB...Led the team with 17 special teams tackles...*Set career highs in rushes (12), rushing yards (67), receptions (13) and receiving yards (142)*...Had a career-high 5 carries for 17 yards in game 16 at Bal. (1/7/02) on Monday Night Football...Added a 6-yard catch, made 2 special teams stops, and returned 2 KO's for 25 yards against the Ravens...Finished the day with a career-high 24 rushing yards on 3 carries and set career highs in KORs (4) and kick return yards (84) in game 15 at GB (12/30)...*Posted a career-high 4 receptions and tied a career mark with 38 receiving yards and also rushed once for 2 yards in game 10 vs. Chi. (11/25)*...Had 1 run for 6 yards and added 3 special teams tackles in game 9 vs. NYG (11/19)...Hauled in a career-long catch of 28 yards and finished with 2 receptions for a career-high 38 yards and added 2 solo special teams stops in game 4 at NO (10/7).

2000: (with Minnesota) Saw action in all 16 games from scrimmage and on special teams...Ranked 3rd on the team with 17 special teams tackles...Notched 1st-career postseason carry with 3 attempts on the final drive of the *Divisional Playoff vs. NO (1/6/01)*...Returned a kickoff for 17 yards in game in week 7 vs. Buf. (10/22)...Posted a season-high 5 special teams tackles and recovered a fumble in week 5 vs. TB (10/9) on Monday Night Football...*Caught 1st-career pass on a 2-yarder from Daunte Culpepper* in season opener vs. Car. (9/9).

1999: (with Minnesota) Played in all 16 games both from scrimmage and on special teams...Led

OFF THE FIELD


Every year, Harold participates in OJ McDuffie's golf tournament, which benefits the Miami Children's hospital.

HAROLD MORROW

PLAYERS

the team in special teams tackles for the 2nd time in his 4-year career with the Vikings...Recorded a team-high 20 solo tackles and 6 assisted stops...Also made 4 postseason special teams tackles...Had 2 special teams tackles in each **playoff game vs. Dal. (1/9/00)** and **STL (1/16/00)**...Returned a kickoff for 20 yards as well as making a team-high 3 special teams tackles in **game 15 vs. NYG (12/26)**...Posted a season-high 4 special teams stops in **game 13 at KC (12/12)**...Had 3 special teams tackles in **game 8 vs. Den. (10/31)**...Made 2 special teams stops and carried the ball for the first time on the season, gaining 1 yard on 2 carries with a long run of 5 yards...Had 1 special teams stop and recovered a fumble in **game 6 vs. Det. (10/17)**...Recorded 2 special teams tackles and forced a fumble on Tim Dwight in the **season opener vs. Atl. (9/12)**.


1998: (with Minnesota) Tied for 2nd on the club with 16 special teams tackles despite missing 5 games early in the season with a hamstring injury...Recorded a pair of special teams stops in **season finale at Ten. (12/26)**...Had 3 carries for 7 yards, including an 8-yarder in **game 15 vs. Jax. (12/20)** for his 1st offensive action of his career...Tied a season high with 3 special teams tackles in **game 14 at Bal. (12/13)**...Had 2 tackles on kickoff coverage in **game 12 at Dal. (11/26)** on Thanksgiving Day...Had season-high 3 special teams tackles in **game 9 vs. NO (11/8)**...Also forced and recovered a fumble on the same play against the Saints...Inactive **games 1-6**.



1997: (with Minnesota) Played in all 16 regular season games and both play-off games...Posted 32 special teams tackles, which set a Vikings record for special teams tackles in a single season...Finished the season with 5 KORs for 99 yards (19.8 avg.)...Recorded 4 special teams tackles in **game 16 vs. Ind. (12/21)**...Had 4 special teams tackles in **game 13 vs. GB (12/1)**...**Had career-long 42-yard kickoff return in game 11 vs. Det. (11/16)**...Posted 4 special teams tackles in **game 5 vs. Phi. (9/28)**...Had a FF in **game 4 vs. GB (9/21)** that led to a TD.

1996: (with Minnesota) Finished 3rd on the team in special teams tackles (14) despite only playing in half the games...Originally signed with the Cowboys as a rookie free agent in spring...Was 2nd on the Vikings in KOR average (19.5)...Team's main kickoff returner in **season finale vs. GB (12/22)**...Finished with 83 yards on 4 returns, including a season long of 26 yards against Packers...Had season-high 4 special teams tackles in **game 13 vs. Ari. (12/1)**...Was 3rd on the team in KORs (6) and KOR yards (117).

COLLEGE, PERSONAL: Averaged 5.2 yards per carry and finished 3rd on Auburn squad in receptions (31) as a senior...Named Auburn's Most Improved RB in '94...Led the Tigers in special teams tackles (12) as a junior...Received Auburn's "Mike Neel Award" for hustle in '93...Limited to 9 games due to a deep thigh bruise in '93...Had 16 special teams tackles as a freshman despite an auto accident during the season that cost him playing time...Majored in marketing at Auburn...Lettered as a RB, DB, KR, P and PK at Maplesville (AL) H.S....Gained over 3,000 all-purpose yards, including 2,200 yards and 27 TDs on the ground in senior year...Lettered in basketball and baseball in high school...Cousin of former NFL FB Tommie Agee...Participated in the 2002 "Taste of the NFL" to benefit Second Harvest Food Bank...Sponsored "Harold's Heroes" at Fairview-University Children's Hospital in Minneapolis, MN...Full name: Harold Morrow Jr.



OVIE MUGHELLI
FULLBACK
 YEARS IN NFL: 2
 HT: 6'1" WT: 255
 COLLEGE: Wake Forest
 HS: Porter-Gaud (Charleston, SC)
 BORN: 6/10/80, Boston, MA
 JOINED RAVENS: Draft 4b (134th), 2003

34

GAMES PLAYED/STARTED: (2003, 6/0) **Total 6/0**

Playoffs (2003, 1/0) **Total 1/0**

TRANSACTIONS: Ovie Mughelli was selected with the 134th overall pick in the 4th round of the 2003 NFL Draft...The choice was a compensatory pick...Mughelli is the 2nd FB (1st was Steve Lee in the 6th round, 1997), and the 1st Wake Forest player selected in Baltimore's franchise history.

PRO: A devastating blocker who is likened to former Raven Sam Gash...Mughelli has the ability to pick up the blitz, plus has good hands out of the backfield and showed skills as a special teams ace...A strong inside runner who shows good lateral agility and body mechanics...Saw action in 6 games as a rookie in 2003.

2003: Saw action in 6 regular season games and 1 postseason game as a rookie and recorded 5 special teams tackles (adding 1 in the postseason)...**2003 SEASON HIGHLIGHTS:** Played on special teams and had 3 tackles in the **season finale vs. Pit. (12/28)**...Saw action from scrimmage and on special teams in **game 15 at Cle. (12/21)**...Saw action on special teams and had 1 solo tackle in **game 12 vs. SF (11/30)**...Saw his **1st NFL action** on special teams in **game 3 at SD (9/21)**, and posted 1 solo special teams tackle...Was inactive in **game 2 vs. Cle. (9/14)** and **game 1 at Pit. (9/7)**.

COLLEGE, PERSONAL: Played in 44 career games, starting 33 at Wake Forest...Was the team's starting FB and also played TE in 1-back sets...Carried the ball 137 times for 530 yards and 13 TDs while in college, posting 12 TDs as a senior...Also had 18 receptions for 164 yards and 14 special teams tackles as a Demon Deacon...Earned 2nd-team All-American honors as well as being an All-Atlantic Coast Conference 1st-team selection as a FB by *The NFL Draft Report*...Started every game, gaining a career-high 322 yards on 81 carries with 12 TDs as a senior...Only Brian Piccolo (15 in 1964) and Larry Russell (15 in 1971) scored more rushing TDs in a season in school history...Also posted 10 receptions for 111 yards...Rushed 11 times for 74 yards and tied a **school game-record with 4 TDs** against Northern Illinois...Closed out his career with 26 yards on 9 attempts with a 1-yard score and posted 12 knockdowns against Oregon in the Seattle Bowl...Appeared in every game, starting 6 contests at FB, but did not carry the ball as a junior...Posted 7 receptions for 53 yards (7.6 avg) and made 4 tackles on special teams...Pulled in 2 passes for 23 yards and opened a hole used by Terence Williams for a 1-yard scoring run against Georgia Tech...Played in all 11 games, starting 8 during an injury-filled sophomore season...Carried 40 times for 128 yards (3.2 avg.) and 1 TD...Carried the ball 3 times for 15 yards against Virginia...Played and started in 9 games as a redshirt freshman, gaining 80 yards on 16 carries...Missed 2 games (Florida State and North Carolina) with pinched nerves in both shoulders...Ran for a season-high 32 yards on 4 attempts vs. Georgia Tech...Added 8 yards on 3 carries vs. Arizona State in the Aloha Bowl...Redshirted as a freshman...Rushed for more than 4,500 yards and scored 69 TDs during his career at Porter-Gaud (Charleston, SC) HS...Ran for 2,167 yards and 29 TDs as a senior...Named the state Player of the Year in his classification and was a Regional All-Star selection in all divisions...Three-time All-Conference and team MVP honoree...Led the team to a state title (independent school division) in 1996 and state runner-up honors during his senior year (1997)...Also played basketball, tennis, ran track and served as student body vice president...Health and exercise science major at Wake Forest...Hopes to continue his education in medical school...Name is pronounced: **OH-vee muh-HAY-lee**...Full name: Ovie Phillip Mughelli.

EDWIN MULITALO**GUARD****YEARS IN NFL: 6****HT: 6'3" WT: 345****COLLEGE: Arizona****HS: Jefferson (Daly City, CA)****BORN: 9/1/74, Daly City, CA****JOINED RAVENS: Draft 4b (129th), 1999****64**

GAMES PLAYED/STARTED: (1999, 10/8); (2000, 16/16); (2001, 14/14); (2002, 16/15); (2003, 15/15) **Total 71/68**

Playoffs (2000, 4/4); (2001, 2/2); (2003, 1/1) **Total 7/7**

TRANSACTIONS: Edwin Mulitalo signed a renegotiated contract with the Ravens on 2/25/03...Was picked by the Ravens in the 4th round (129th overall) of the 1999 NFL Draft.

PRO: Strong, fluid athlete who is considered to be 1 of the top G in the league...Along with T Jonathan Ogden, Mulitalo makes up the formidable left side of the Ravens' OL...Started all 15 regular season games in which he played, plus the Ravens' postseason contest in 2003...Helped Jamal Lewis set a franchise-record with 2,066 rushing yards, the 2nd-most in NFL history (Eric Dickerson - 2,105 in 1984)...The likeable lineman has proved a great value as a 4th-round pick in the 1999 draft...Helped the Ravens to average 113 rushing yards per game in 2002, including averaging 136 yards per outing in the last 5 games of the season when the team was making a playoff push...Ravens finished 5th in the NFL in rushing, averaging a then-team-record 137 rushing yards per game in 2000...Started the final 8 games at LG in his rookie season in 1999 (record: 5-3)...Over the final 9 games in '99, the Ravens averaged 25.4 points and 322.6 yards per game...Picks up blitzes and stunts well...Made switch to G from his collegiate OT position his rookie season.

2003: Started all 15 regular season games in which he played (missing game 3 at SD, 9/21, with a knee injury) and the Ravens' postseason contest in 2003...Helped Jamal Lewis set a franchise-record with 2,066 rushing yards, the 2nd-most rushing yards in NFL history (Eric Dickerson - 2,105 in 1984)...**2003 SEASON HIGHLIGHTS:** Started at LG and helped to open holes, allowing the Ravens to rush for 276 yards, including 205 by Jamal Lewis in the 35-0 victory in game 15 at Cle. (12/21)...Started at LG and helped protect Anthony Wright, allowing him to complete 56% of his passes (14 of 25) and throw 2 TDs in game 12 vs. SF (11/30)...Line allowed just 1 sack against the 49ers...Started at LG and helped protect Anthony Wright, allowing him to throw for a career-high 319 yards and 4 TDs in a spectacular 44-41 OT come-from-behind victory in game 11 vs. Sea. (11/23)...Started at LG and helped open holes, allowing Jamal Lewis to rush for an NFL record 295 yards and 2 TDs in game 2 vs. Cle. (9/14)...Cleared the way for Lewis to average 9.8 yards per carry, and allowed the Ravens to rush for 343 yards as a team before he left the game in the second half with a knee injury.

2002: Played in all 16 games, starting 15 games at LG (12) and RT (3)...Missed only start of the season vs. Ten. (11/24) as he protected for an extra point before the offense stepped on the field, but missed the rest of the game due to a back injury suffered on that play...**2002 SEASON HIGHLIGHTS:** Started at LG in season finale at Pit. (12/29)...Helped provide great pass protection, allowing QB Jeff Blake to complete 19 of 26 passes (73%) for 336 yards and 2 TDs for a season-high 108.7 passer rating...Also helped to open holes, allowing the Ravens to rush for 114 yards against the Steelers...Started at LG in game 13 vs. NO (12/8) and helped provide great pass protection, allowing QB Jeff Blake to complete 19 of 38 attempts for 316 yards and 2 TDs...Blake's 300-yard outing marked his 1st as a Raven, and the 1st by a Baltimore QB since Elvis Grbac threw for 326 yards at Cin. (9/23/01)...Helped pave the way for the Ravens' offense to rack up 201 rushing yards, including a then-career-high-tying 187 yards for RB Jamal Lewis...Delivered a punishing block to spring Lewis on his then-franchise-record 75-yard run.

2001: Started all 14 regular season games and 2 postseason contests he played in...**2001 SEASON HIGHLIGHTS:** Started at LG in season finale at Pit. (12/29)...Helped provide great pass protection, allowing QB Jeff Blake to complete 19 of 26 passes (73%) for 336 yards and 2 TDs for a season-high 108.7 passer rating...Also helped to open holes, allowing the Ravens to rush for 114 yards against the Steelers...Started at LG in game 13 vs. NO (12/8) and helped provide great pass protection, allowing QB Jeff Blake to complete 19 of 38 attempts for 316 yards and 2 TDs...Blake's 300-yard outing marked his 1st as a Raven, and the 1st by a Baltimore QB since Elvis Grbac threw for 326 yards at Cin. (9/23/01)...Helped pave the way for the Ravens' offense to rack up 201 rushing yards, including a then-career-high-tying 187 yards for RB Jamal Lewis...Delivered a punishing block to spring Lewis on his then-franchise-record 75-yard run.

2001: Started all 14 regular season games and 2 postseason contests he played in...**2001 SEASON**

OFF THE FIELD

Ed plays the ukulele and hosted his 2nd annual Luau in July, '04 to benefit Big Ed's Band Foundation. The foundation is dedicated to supporting the growth and development of instrumental music by providing instruments, repair, and other musical support for Baltimore schools.

EDWIN MULITALO

HIGHLIGHTS: Started at LG in 20-3 Wild Card win at Mia. (1/13/02), as the OL paved the way for 226 rushing yards...Started at LG in game 8 vs. Ten. (10/7), when the Ravens ran for 207 rushing yards...Started at LG in game 7 at Den. (9/30), as the OL did not allow a sack in the 20-13 victory over the Broncos...Started in season opener at LG vs. Chi. (9/9), as the OL did not allow a sack in the 17-6 win over the Bears.

2000: Started every regular season game and contributed to Baltimore's 5th-ranked rushing attack and started all 4 postseason games at LG...**2000 SEASON HIGHLIGHTS:** Started at LG in Baltimore's 44-7 win in game 13 vs. Cle. (11/26), as the Ravens rushed for 247 yards and did not allow a sack...Started in 27-0 win in game 12 over Dal. (11/19), as the Ravens had a season-high 479 yards...Started at LG in the Ravens' come-from-behind 39-36 win in game 2 vs. Jax. (9/10), as the offense piled up 331 yards, 237 in the second half, and scored a then-team-record 32 second-half points to complete the 2nd-biggest comeback in team history.

1999: The valuable rookie stepped into the starting LG role in week 9 after the season-ending foot fracture suffered by RT Harry Swayne...Saw action in 10 games, starting 8...Earned a spot on *College & Pro Football Newsweekly's* 1999 All-Rookie Team...**1999 SEASON HIGHLIGHTS:** Started at LG in the Ravens' 22-0 shutout victory in game 15 vs. Cin. (12/26), as the line permitted just 1 sack...Started at LG in the 31-8 win in game 14 vs. NO (12/19), in the 31-24 win in game 13 at Pit. (12/12) and in the 41-14 win vs. Ten., as the offense rolled to a season-high 447 yards and tied a franchise record with 41 points...Made 3rd straight start at LG in game 11 vs. Jax. (11/28)...Made 2nd pro start at LG in the 34-31 win in game 10 at Cin. (11/21)...Made 1st career start in game 9 at Jax. (11/14) at LG...Usual starter Everett Lindsay switched to RT after the loss of Harry Swayne (foot) for the season...Played on special teams in game 8 at Cle. (11/7)...Saw 1st NFL action at LG in game 6 vs. KC (10/21)...Entered game after starting RT James Atkins was forced to leave with a groin injury, and Lindsay switched over to the RT spot.



COLLEGE, PERSONAL: Started all 12 games at LT in 1998, including the Holiday Bowl in San Diego...Transferred to Arizona in 1997 and started all 11 games at LT...A mid-year junior college transfer who enrolled in January 1997 and by the end of April was the starter on the left side...Earned Samoan All-Offense honors by *Pacific Islander*...Played OT in 1995-96 at Ricks College (Rexburg, ID) and 1 year as a weight specialist on Ricks track team...Earned 1st-team all-region and 2nd-team All-America honors...No. 23 among top junior college prospects by *Prepstar*...Majored in special education...Attended Jefferson (Daly City, CA) HS...Track star and football standout, as well as a wrestler...All-League and All-County and Bay Area 1st-team honors in addition to Division 3A All-State in football and All-State in track as a shot put and discus thrower...Student of the Year in 1991-92, and student body president and chairman of the Student Board of Trustees...Father is a retired blacksmith...A frequent contributor to charitable causes, Edwin plays Santa Claus (in arguably the largest Santa suit made) at the children's holiday party at St. Vincent's Center in Timonium, MD...Edwin established Big Ed's Band Foundation to provide instruments to city children...For the 2nd-straight year, Edwin teamed up with Todd Heap to co-host the Goodwill Industries Gridiron Halloween party, and helped raise more than \$100,000 for the charity...He and Todd will host again on 10/25/04...Participated in the Chunky Soup annual Weigh-In which benefits the Maryland Food Bank...Ed hosted his 2nd Annual Luau in July, 2004 to benefit Big Ed's Band foundation...The foundation is dedicated to supporting the growth and development of instrumental music by providing instruments, repair, and other musical support for Baltimore schools...Ed has made both monetary and instrument donations to Frederick Douglass HS...Ed and Ravens teammates, along with representatives from the United Way of Central Maryland, M&T Bank, Civic Works and Governor Robert Ehrlich's office, helped paint, frame and rebuild homes in Baltimore's Sandtown community in October, 2003 as part of the 5th annual NFL and United Way Hometown Huddle...Edwin and his wife, Laura, are the parents of 2 girls, To'alima, (3/10/00) and Faaletupu Eva, (2/7/03)...Full name: Edwin Moliki Mulitalo.

JONATHAN OGDEN**TACKLE****YEARS IN NFL: 9****HT: 6'9" WT: 345****COLLEGE: UCLA****HS: St. Alban's (Washington, DC)****BORN: 7/31/74, Washington, DC****JOINED RAVENS: Draft 1a (4th), 1996****75**

GAMES PLAYED/STARTED: (1996, 16/16); (1997, 16/16); (1998, 13/13); (1999, 16/16); (2000, 15/15); (2001, 16/16); (2002, 16/16); (2003, 16/16) **Total 124/124**

Playoffs (2000, 4/4) (2001, 2/2); (2003, 1/1) **Total 7/7**

TRANSACTIONS: Jonathan Ogdén signed a renegotiated contract with the Ravens on 2/28/02...Signed a renegotiated contract with Baltimore on 8/29/00...Was originally selected by the Ravens with the 4th overall pick in the 1996 NFL Draft out of UCLA...Was the 1st player ever chosen by the Baltimore Ravens.

PRO: Hands-down, the most dominant offensive lineman in the game with an unparalleled combination of strength and agility, who earned his *7th-consecutive Pro Bowl* berth in 2003... Also earned *AP 1st-team All-Pro*, *Sports Illustrated All-Pro*, *Pro Football Weekly All-AFC* and *All-NFL*, *Football Digest 1st-team All-Pro* and *The Sporting News All-Pro* honors...Started all 16 regular season games and 1 postseason contest and helped Jamal Lewis set a franchise-record with 2,066 rushing yards, the 2nd-most rushing yards in NFL history (Eric Dickerson - 2,105 in 1984)...Is part of the cornerstone of the Ravens' franchise with Ray Lewis, the 1st 2 players ever chosen by the team...Ogdén earned his *6th consecutive Pro Bowl* nod in 2002...One of only 3 offensive players to start all 16 games in 2002, as he helped pave the way for Jamal Lewis to rank 8th in the league in rushing...Named to the 2002 *AP All-Pro*, *Pro Football Weekly's All-AFC* and *All-NFL teams*, *The Sporting News All-Pro team* and the *Football Digest All-Pro 2nd-team* in 2002...Ogdén garnered 2nd-team *All-Pro* honors along with his *Pro Bowl* starting nod in 2001...In 2000, Ogdén was named 1st-team *All-Pro* by AP, *Sports Illustrated*, *Sporting News*, *Football Digest*, *USA Today* and *Pro Football Weekly*...Won 2nd-team *All-Pro* honors by AP after the 1998 and 1999 seasons...Also in 1999, he was named to *Football Digest's* first-team *All-Pro* team and won *Pro Football Weekly All-AFC* honors...After the 1997 season, he earned *All-Pro* honors from *Sports Illustrated*, *The Sporting News*, *Pro Football Weekly*, *College & Pro Football Weekly*, and *Football Digest*...Also won *All-AFC* accolades from *Football News*...Physically dominating lineman capped a tremendous rookie season (1996) with *All-Pro* selections by *Sports Illustrated* and *Dallas Morning News*...Started all 16 games at LG as a rookie in 1996, then made the switch back to his natural LT spot, and has cemented a *starting Pro Bowl berth in each of the last 7 years*...Was the 1st OL selected in the 1996 draft and the 4th player overall (after Keyshawn Johnson by the Jets, Kevin Hardy by the Jaguars and Simeon Rice by the Cardinals)...First of 2 1st-round picks by Baltimore in 1996 (LB Ray Lewis of Miami was selected with the 26th overall choice).

2003: Earned his *7th-consecutive Pro Bowl* nomination in 2003... Also earned *AP 1st-team All-Pro* for the 4th time, *Sports Illustrated All-Pro*, *Pro Football Weekly All-AFC* and *All-NFL*, *Football Digest 1st-team All-Pro* and *The Sporting News All-Pro* honors...Started all 16 regular season games and 1 postseason contest and helped Jamal Lewis set a franchise-record with 2,066 rushing yards, the 2nd-most rushing yards in NFL history (Eric Dickerson - 2,105 in 1984)...**2003 SEASON HIGHLIGHTS:** Started at LT and helped to open holes, allowing the Ravens to rush for 276 yards, including 205 by Jamal Lewis, in the 35-0 victory in **game 15 at Cle. (12/21)**...Started at LT and helped protect Anthony Wright, allowing him to complete 56% of his passes (14 of 25) and throw 2 TDs in **game 12 vs. SF (11/30)**...Line allowed just 1 sack against the 49ers...Started at LT and helped protect Anthony Wright, allowing him to throw for a career-high 319 yards and 4 TDs in a spectacular 44-41 OT come-from-behind victory in **game 11 vs. Sea. (11/23)**...Started at LT and helped pave the way



JONATHAN OGDEN 75

for Jamal Lewis to rush for over 100 yards (111) for the 7th time in 9 games in **game 9 at STL (11/9)**...Ogden sealed off the left side of the line in the second quarter, allowing Jamal Lewis to run in the end zone from 2 yards out...On the Ravens' next red zone penetration, Ogden caught his 2nd-career TD pass (1st was in 1996 as a rookie) from 1 yard out against the Rams...Started at LT and helped open holes, allowing Jamal Lewis to rush for an NFL record 295 yards and 2 TDs in **game 2 vs. Cle. (9/14)**...Cleared the way for Lewis to average 9.8 yards per carry, and allowed the Ravens to rush for 343 yards as a team.

2002: One of only 3 Ravens offensive players (TE Todd Heap and G Bennie Anderson) to start all 16 games in 2002...Named to his 6th-consecutive Pro Bowl and NFL Alumni Offensive Lineman of the Year...**2002 SEASON HIGHLIGHTS:** Helped provide great pass protection, allowing QB Jeff Blake

to complete 19 of 38 attempts for 316 yards and 2 TDs...Blake's 300-yard outing marked his 1st as a Raven, and the 1st by a Baltimore QB since Elvis Grbac threw for 326 yards at Cin. (9/23/01)...Started his 100th-career game at LT in **game 8 at Atl. (11/3)**...Helped provide stellar pass protection for QB Jeff Blake, who started his 1st game as a Raven for injured Chris Redman (back)...The OL allowed only 1 sack in 50 pass attempts and helped Blake to complete 29 passes for 298 yards and 1 TD and to rush for 1 more...Started at LT in 26-21 victory in **game 4 at Cle. (10/6)**...Helped pave the way for the Ravens' offense to rack up 201 rushing yards, including a then-career-high-tying 187 yards for RB Jamal Lewis...Delivered a punishing block to spring Lewis on his then-franchise-record 75-yard run...Also helped provide protection for QB Chris Redman to throw 2 TDs (his 2nd consecutive multi-TD game) and did not allow a sack against the Browns.

2001: Was selected to start in his 5th-consecutive Pro Bowl and also earned 2nd-team All-Pro honors, as he started all 16 games in 2001...**2001 SEASON HIGHLIGHTS:** Started at LT in 20-3 Wild Card win at Mia. (1/13/02), as the OL paved the way for 226 rushing yards, the most in team-post-season history...Started at LT in 19-3 win in **game 16 vs. Min. (1/7/02)**, as the OL opened holes for a 2001 regular season-high 212 rushing yards...Started at LT in **game 3 at Den. (9/30)**, as the OL did not allow a sack in the 20-13 victory over the Broncos...Started at LT in **game 1 vs. Chi. (9/9)**, and the line did not allow a sack against the Bears.

2000: First-team AP All-Pro...Pro Bowl starter for the 4th-straight season...Also earned 1st-team All-Pro from Sports Illustrated, Sporting News, Football Digest, USA Today and Pro Football Weekly...Started 15 games in the regular season and all 4 playoff games...**2000 SEASON HIGHLIGHTS:** Started at LT in the Ravens' 34-7 Super Bowl XXXV victory over the NYG (1/28/01), helping pave the way for Jamal Lewis' 102 yards...Helped Jamal Lewis to 110 yards rushing and 2 TDs in Baltimore's 21-3 AFC Wild Card victory over Den. (12/31)...Started 15 of 16 games at LT in the regular season...Made his 75th NFL start in the Ravens' 13-7 win in **game 14 at Ari. (12/17)** and helped pave the way for 177 rushing yards, 126 by Jamal Lewis...Started at LT in the Ravens' 37-0 win in **game 4 vs. Cin. (9/24)**, as the line did not permit a sack, helped block for 176 rushing yards, converted 12 of 17 3rd down conversions and scored all 7 times inside the red zone.

1999: Started every game at LT, earning his 3rd Pro Bowl start in a row...Also named 2nd-team All-Pro by AP, Football Digest's 1st-team All-Pro and Pro Football Weekly All-AFC honors...**1999 SEASON HIGHLIGHTS:** Made his 50th NFL start at LT in **game 5 at Ten. (10/10)**, but left the game after re-aggravating a neck injury suffered the week before in Atlanta, and did not return...Started at LT in the 19-13 OT win in **game 4 at Atl. (10/3)**...Suffered a blow to the back of his head while scrambling for a loose ball in the second quarter...Doctors took every precaution, as he was carried off on a stretcher and taken to a local Atlanta hospital for X-rays (they were negative)...Started 48th career game in the 17-10 win in **game 3 vs. Cle. (9/26)**, and helped the running game total 184 yards, including 113 by Errett Rhett...Started at LT in **game 2 vs. Pit. (9/19)**, helping pave way for a 101-yard rushing day by Rhett...Started in **game 1 at STL (9/12)** in opener...Suffered a hip bruise attempting to make a tackle on Taje Allen's INT return early in the second quarter, and did not return.

1998: Pro Bowl starter for 2nd consecutive season...AP 2nd-team All-Pro...Missed the final 3

"It's hard to give this to a tackle, but Baltimore tackle Jonathan Ogden is that good."

- Pete Prisco, CBSsportsline.com on Ogden being tabbed the best offensive player in the NFL

JONATHAN OGDEN 75

PLAYERS

games of the season with an ankle injury...**1998 SEASON HIGHLIGHTS:** *Snapped a 45-game starting streak* (2nd-longest on team) in **game 14 vs. Min. (12/13)** due to the ankle injury...Was replaced by James Atkins...Forced to leave in **game 13 at Ten. (12/6)** with sprains to both ankles, the 1st time he missed extensive action...Played through the injury for as long as he could, as 4 of the starting 5 OLs suffered injuries (Wally Williams - neck; Jeff Blackshear - abdomen; Orlando Brown - ankle)...Started 44th straight game in 38-31 win in **game 12 vs. Ind. (11/29)**, and helped pave way for RB Priest Holmes 103-yard rushing performance...Line did not permit a sack, as the offense matched a then-franchise record with 38 points, including 25 in the second half...Started at LT in 20-13 win in **game 11 at Cin. (11/22)**, as Holmes rushed for a then-team-record 227 yards and the offense set a team mark with 247 rushing yards and permitted just 1 sack...Started 41st straight game in 13-10 win in **game 9 vs. Oak. (11/8)**...Started at LT in 24-10 win in **game 2 at NYJ (9/13)**, as the line did not permit a sack.

1997: Selected to start in *Pro Bowl* at LT...Won *All-Pro* honors from *Sports Illustrated*, *The Sporting News*, *Pro Football Weekly*, *College & Pro Football Weekly*, and *Football Digest*...Started all 16 games at LT (32 straight starts overall: 16 at LG and 16 at LT)...**1997 SEASON HIGHLIGHTS:** Started at LT in **game 11 vs. Phi. (11/16)**, as line paved the way for a then-team-record 204 yards rushing...Made key block, knocking down 2 Eagles defenders, on 29-yard Michael Jackson TD catch and run in the first quarter...Started at LT in **game 9 at NYJ (11/2)**, as line did not allow a sack for 2nd time in 3 games...Started *season opener* vs. Jax. (8/31), his *1st NFL start at LT* after switching from LG.

1996: Capped tremendous rookie season with *All-Pro* selections by *Sports Illustrated* and *Dallas Morning News*...Also a consensus *All-Rookie* choice...Named to *USA Today's All-Rookie* team (selected by Jarrett Bell)...Permitted only 1 sack all season and 3 penalties (1 of those on special teams)...Started all 16 games at LG, a switch from his natural tackle position...**1996 SEASON HIGHLIGHTS:** Caught a 1-yard TD pass for Baltimore's 1st score in **game 13 vs. Pit. (12/1)**...Also helped pave way for 31 points and 100 yards rushing by Bam Morris...Started in **game 5 vs. NE (10/6)**, as offense rolled up 463 yards...*Made NFL debut* in *season opener* vs. Oak. (9/1) in Ravens 19-14 win.

COLLEGE, PERSONAL: Four-year starter at LT for the Bruins...His jersey, number 79, was retired in 1997, only the 8th player in school history to be so honored...Started all 23 games that UCLA played in his final 2 seasons and allowed just 2 sacks...The 1995 Outland Trophy Award winner was rated as the top player available regardless of position in *Pro Football Weekly's* draft preview issue, as well as "Most Coveted Player"...An outstanding athlete (he's a world-class shot-putter)...Finished 5th in the NCAA indoor shot-put event in both 1995 and 1994...Finished 4th in the NCAA's outdoor championships with a 61' 1-1/2" heave in 1995...Unanimous 1st-team All-America in 1995...Earned 1st-team All-Pac 10...Was named the Columbus Touchdown Club's Lineman of the Year and won the Morris Trophy as the Pac-10 Conference's Best Offensive Lineman...Co-winner of UCLA's Henry "Red" Sanders Award, given to the team's Most Valuable Player...Runner-up for the Lombardi Award in 1 of the closest votes in history...Averaged over 13 knockdown blocks per game as he allowed only 1 sack...The Bruins' running game averaged 212.5 yards per game...Started every game at LT as a junior (1994) and allowed only 1 sack all year...All-Pac 10 Conference 1st-team pick...Was a 3rd-team All-America choice by *The Poor Man's Guide to the NFL Draft* & *College Sports*, adding honorable




JONATHAN OGDEN 75

mention from *United Press International* & *Football News*...Sophomore 2nd-team All-America selection in 1993 by *Football News* and All-Pac 10 Conference honorable mention, despite missing the 4 games with a knee injury suffered vs. Stanford...Freshman All-America 1st-team pick by *Football News* in 1992...Played in every game and started the final 5...Recipient of the John Boncheff, Jr. Memorial Award, given to the team's Rookie of the Year...Became the 1st true freshman since 1973 to start more than 2 games in a season for the Bruins...History major, twice earning Director's Honor Roll honors (3.33 GPA)...Product of St. Alban's in Washington DC...Earned 2nd-team All-America honors as a prep senior in 1991...Was named the Washington area's Player of the Year by *USA Today* as a senior...All-League, All-City and *Washington Post* **Player of the Year** in football and All-Washington Metro Area choice in track...One of his biggest athletic thrills was defeating archrival Georgetown Prep by a 34-0 score as a senior...His father, Shirrel, a Washington DC investment banker, played for Howard University in the early 1970s...His mother, Cassandra, is the executive director of the Council on Legal Education Opportunity (CLEO), a nonprofit organization that provides pre-law recruitment, counseling, placement assistance and training to increase the number of qualified minority students in law schools...Jonathan has made financial contributions to CLEO...Cassandra founded the NFL Mother's Association...Established the Jonathan Ogden Foundation, which helps Baltimore high school students achieve their full potential through athletics and education...Has invited over 150 high school students to games each of the last 6 seasons as part of Jonathan's sponsorship of these schools...Held a "Chat with the Youth" session at the Seventh Baptist Church in Baltimore...Established "The Ogden Club" at a number of Baltimore high schools, a service foundation that gets high school students involved in school and community projects..."The Ogden Club" also hires tutors to work with Baltimore city high school athletes; in turn, they tutor grade schoolers...Was the Ravens' United Way spokesman in 1998...Addressed United Way Volunteers to show appreciation for their involvement...Is on the National Board of Trustees of the Urban League...Has been the Honorary Chairman for a Beacon Institute fundraiser (fulfilling elderly housing needs) for the last 5 years...Co-hosted a function for the Pediatric Diabetes Center at UMMS...Was a participant in the "Read With the Ravens" program...Participated in ribbon cutting for Ravens/NFL Grassroots Program, which provided \$100,000 to Patterson Park's Utz Field in July 2002...Participated in the Chunky Soup Weigh-In to provide funds for the Maryland Food Bank...Annually supports Patterson HS by providing an academic tutor for the student athletes...Lives in Las Vegas in the offseason where he hosted the 3rd Annual Jonathan Ogden Charity Golf outing in June 2004...One of 2 children; Jonathan's brother, Marques, was drafted by Jacksonville in the 6th round (193rd overall) in 2003...Full name: Jonathan Phillip Ogden.


ED BLOCK COURAGE AWARD

The Ed Block Courage Award annually honors a player from each of the 32 NFL teams who exemplifies a commitment to the principles of sportsmanship and courage. The winners are selected for courageous effort, as well as individual performance. Voting is conducted by all team members. The Ed Block Courage Award recipient also symbolizes professionalism, great strength and dedication. The award is named after the late Baltimore Colts trainer, Ed Block.



RAVENS WINNERS

- 1996 - DE Anthony Pleasant
- 1997 - C Wally Williams
- 1998 - S Stevon Moore
- 1999 - LB Peter Boulware
- 2000 - S Anthony Poindexter
- 2001 - S Corey Harris
- 2002 - OT Ethan Brooks
- 2003 - DE Marques Douglas



TONY PASHOS

TACKLE

YEARS IN NFL: 2

HT: 6'6" **WT:** 337

COLLEGE: Illinois

HS: Lockport (IL) Township

BORN: 8/3/80, Palos Heights, IL

JOINED RAVENS: Draft 5b (173rd), 2003

79

GAMES PLAYED/STARTED: (2003, IR) Total 0/0

TRANSACTIONS: Tony Pashos was picked with the 173rd overall selection in the 5th round of the 2003 NFL Draft...Pashos was the 2nd of 2 Ravens picks in that round; DT Aubrayo Franklin (Tennessee) was the 1st, at 146th overall.

PRO: Strong, wide-body athlete who plays hard every play and provides solid depth along the offensive line...Missed his rookie season as he was placed on Injured Reserve (8/25/03) due to a hand injury...Allocated to Cologne Centurions of NFL Europe during the 2003 offseason to gain experience.

2003: Placed on Injured Reserve on 8/25/03 due to a hand injury.

COLLEGE, PERSONAL: Pashos earned 1st-team All-Big Ten honors his last 2 years and was a mainstay on the Illini offensive line, starting every game (47) at RT during his career...Known for his size and strength, he averaged 9.2 knockdown blocks per game in his last 2 years...All-American 2nd-team pick by The *NFL Draft Report*...Earned All-Big Ten Conference 1st-team honors for the 2nd-straight year as a senior...Added Academic All-Big Ten accolades...Recipient of the Bruce Capel Award, given to the Illini player who displays the most courage...Started every game at RT, registering 114 knockdowns as the offense gained over 5,000 yards (5,356) for the 2nd-straight year...Cut-blocked LB Victor Hobson on a 46-yard TD pass from Jon Beutjer-to-Brandon Lloyd as the team gained 543 yards against Michigan...All-Big Ten 1st-team selection as a junior...Lined up at RT, finishing 2nd on the team with 111 knockdowns as the offense generated over 5,000 yards (5,041) for the 1st time in school history...Paced a strong blocking effort as the front wall allowed only 16 sacks (2nd in the Big Ten)...Best game was against Louisville when he registered a season-high 17 knockdowns as the offense generated 508 yards...Started every game at RT as a sophomore, participating in 575 plays and registered 60 knockdowns as the OL allowed only 20 sacks...Helped the offense average 379.9 yards per game...Moved into the starting lineup at RT as a freshman, posting 41 knockdowns as he led the way for an offense that generated 4,887 yards...The OL allowed only 27 sacks...Redshirted in 1998...Attended Lockport (IL) Township HS...Played OT, helped to lead Lockport to a 9-2 mark and the IHSA Class 6A playoff berth as a senior...Led the team in pancake blocks as a senior, earning All-SICA Blue honors...Second-team All-State selection by the *Chicago Tribune* and 1st-team All-Area by pick from the *Star and Herald News*...Earned 9 varsity letters, including 4 in football, 3 in track and 2 in power lifting...Earned MVP honors in Rudy's 1997 Powerlifting meet, breaking the meet record for the dead-lift at 660 pounds and total weight at 1,610 pounds...Excelled in the classroom, earning conference academic honors...History major, who earned conference and district academic honors with a 3.2 grade point average...Enjoys studying Greek mythology and speaks fluent Greek...Helped Illini teammates conduct the 7th-inning stretch at Wrigley Field in 2002...Pashos, along with other Ravens players, and representatives from the United Way of Central Maryland, M&T Bank, Civic Works and Governor Robert Ehrlich's office, helped paint, frame and rebuild homes in Baltimore's Sandtown community in October 2003 as part of the 5th annual NFL and United Way Hometown Huddle...**Name is pronounced:** PAH-shos...Full name: Anthony George Pashos.



OFF THE FIELD

Tony works regularly with the students in the Living Classroom's Fresh Start program assisting with various carpentry activities. Students produce a line of outdoor furniture, boats and custom projects. Students also focused on developing professional and interpersonal skills that will help them in their careers.



CASEY RABACH
GUARD/CENTER
 YEARS IN NFL: 4
 HT: 6'4" WT: 301
 COLLEGE: Wisconsin
 HS: Sturgeon Bay (WI)
 BORN: 9/24/77, Sturgeon Bay, WI
 JOINED RAVENS: Draft 3 (92nd), 2001

61

GAMES PLAYED/STARTED: (2001, 0/0); (2002, 12/5); (2003, 14/2) **Total 26/7**

Playoffs: (2001, 0/0); (2003, 1/0) **Total 1/0**

TRANSACTIONS: Casey Rabach re-signed with the Ravens on 4/23/04...Was originally selected with the Ravens' 3rd-round pick (92nd overall) in the 2001 NFL Draft.

PRO: Versatile and powerful lineman who can play both G and C positions...Considered 1 of the best offensive line backups in the league in '02 and '03...Played in 14 regular season games, starting 2, and saw action in the Ravens' postseason contest in 2003...Saw action in 12 games, starting 5 in 2002...Played both G and C positions in 2002...Did not see action as a rookie...Is the 1st Badger to be drafted by the Ravens, and the 2nd center (Jeff Mitchell, Florida, fifth round, 1997).

2003: Played in 14 regular season games, starting 2...Saw

action in the Ravens' postseason contest...**2003 SEASON HIGHLIGHTS:** Subbed for an injured Bennie Anderson at RG

and helped to open holes, allowing the Ravens to rush for 276 yards, including 205 by Jamal Lewis in the 35-0 victory in **game 15 at Cle. (12/21)**...Subbed and helped open holes, allowing the

Ravens to run for 223 yards (averaged 5.0 yards per carry), including 180 yards and 3 rushing TDs by Jamal Lewis in a 31-13 victory in **game 13 vs. Cin. (12/7)**...Subbed at RG and

helped protect Anthony Wright, allowing him to throw for a career-high 319 yards and 4 TDs in a spectacular 44-41 OT

come-from-behind victory in **game 11 vs. Sea. (11/23)**...Started at LG for an injured Edwin Mulitalo and protected Kyle Boller, as the Ravens gave up only 1 sack

for 1 yard and marched on 4 scoring drives, including 3 TD drives in **game 3 at SD (9/21)**...Helped clear the way for the Ravens to rush for 152 yards on 32 carries (4.8 avg.), including 132 from Jamal

Lewis, which gave him 427 yards in back-to-back games, the 5th-most in NFL history...Subbed at RG after Bennie Anderson injured his thigh and at LG for Edwin Mulitalo, who left the game with

a knee injury, and helped open holes, allowing Jamal Lewis to rush for an NFL record 295 yards and 2 TDs in **game 2 vs. Cle. (9/14)**...Cleared the way for Lewis to average 9.8 yards per carry and

allowed the Ravens to rush for 343 yards as a team.

2002: Was a versatile lineman off the bench, seeing action in 12 games, starting 5 at LG (4) and C (1)...**2002 SEASON HIGHLIGHTS:** Subbed for an injured Anderson (stinger) and helped protect QB Jeff Blake, allowing him to complete 18 of 30 passes (60.0%) for 228 yards, 2 TDs and 0 INTs for a 106.0 QB rating...Did not allow a sack in **game 14 at Hou. (12/15)**...Started at LG in

place of Mulitalo, who moved to RT due to an injury to Ethan Brooks in 17-10 victory in **game 6 vs. Jax. (10/20)**...Started at C for an injured Mike Flynn in **game 5 at Ind. (10/13)**...Paved the way for the Ravens to rush for 105 yards, including 75 yards and 2 rushing TDs by RB Jamal

Lewis...Helped pave the way for the Ravens offense to rack up 201 rushing yards, including a then-career-high-tying 187 yards for RB Jamal Lewis...Delivered a punishing block to spring Lewis on his then-franchise record 75-yard run...Also helped provide protection for QB Chris Redman to

throw 2 TDs (his 2nd consecutive multi-TD game) and did not allow a sack against the Browns...Started at LG in **game 2 vs. TB (9/15)**...**Started at LG and played in his 1st-career game in season opener at Car. (9/8).**

2001: Inactive in 27-10 Divisional loss at Pit. (1/20/02)...Inactive in 20-3 Wild Card win at



OFF THE FIELD
 Casey was a guest speaker and coach in the Ravens' Football 101 session (a football class for women only) teaching offense last season.

CASEY RABACH 61

Mia. (1/13/02)...Inactive for the last 4 games of the season and 14 games overall...On active roster but did not play in **game 12 vs. Ind.** (12/2)...On active roster, but did not play in **season opener vs. Chi.** (9/9).

COLLEGE, PERSONAL: Started 48 games for the Badgers, 1 of 4 consensus All-American linemen in the Barry Alvarez regime (center Cory Raymer and tackles Aaron Gibson and Chris McIntosh), and 1 of 11 1st-team All-Big Ten Conference offensive linemen...The Badgers averaged 218.0 yards per game rushing during his career (over 10,000 yards total)...**Holds the rare distinction of garnering All-Big Ten Conference 1st-team honors at 2 different positions**, picking up those accolades as a C in 1999, then at G in 2000...Starter on back-to-back Rose Bowl Champion teams (1999 and 2000)...Earned 2nd-team All-America honors by the *Associated Press* and Walter Camp as a senior...Recipient of the Wayne Souza Award, given annually to the Wisconsin offensive player that contributes the best of his abilities on and off the field...Team captain...Started at C vs. Western Michigan (game 1) and Michigan State (game 7), lining up at RG in all other contests...Credited with a team-high 100 key blocks as he allowed only 3 pressures for the season while appearing in virtually every play...Helped the team average 196.1 yards per game rushing and 358.8 yards in total offense...All-American 2nd-team selection by *CBS/Sportsline* as a junior...All-Big Ten Conference 1st-team pick by the media, earning 2nd-team honors from the league's coaches...Registered a team-high 112 key blocks as he allowed only 1 QB sack and 2 pressures...One of the major reasons the team led the Big Ten and ranked 3rd in the nation with an average of 275.4 yards per game on the ground...Started every game at C as the team rushed for over 200 yards in 10 contests...All-Big Ten Conference 2nd-team selection at C by the league's coaches and media as a sophomore...Delivered 80 key blocks while allowing only 5 QB pressures and a pair of sacks, helping the team average 204.3 yards per game rushing (19th in the nation)...Freshman All-America 1st-team choice by *The Sporting News*... Started 12 games, collecting 65 knockdowns while allowing only 7 pressures and 3 sacks...*USA Today* honorable mention All-American at Sturgeon Bay (WI) HS...*Super Prep* and *Blue Chip Illustrated* regional All-American choice, adding 1st-team All-State honors from the *AP* and *Milwaukee Journal Sentinel*...Played in the Wisconsin Shrine Game...Also named Packerland Conference Player of the Year...Competed as a C and DE...Recorded 172 career tackles, including 22 stops for losses and 9 forced fumbles in his 31 career starts...Three-time Honor Roll student...Agricultural journalism major...Cousin Nick Greisen plays LB for the New York Giants and other cousin, Chris Greisen, played QB for the Arizona Cardinals...Participated in the "Breath of Life," which benefits asthmatic research...Participated in the Cystic Fibrosis fundraiser at M&T Bank Stadium in 2003...Worked with the American Red Cross assisting at their blood drives... Participated in the Empty Bowls project at South Carroll HS in 2002, which raised money for the Carroll County (MD) Human Services Department...Great Uncle, Stan Kramer, played for the Green Bay Packers...Casey and his wife, Nicole, were married on 2/16/02...Name is pronounced: RAH-bock...Full name: Casey Edward Rabach.



ED REED

SAFETY

YEARS IN NFL: 3

HT: 5'11" WT: 200

COLLEGE: Miami (FL)

HS: Destrehan (St. Rose, LA)

BORN: 9/11/78, St. Rose, LA

JOINED RAVENS: Draft 1 (24th), 2002

20

GAMES PLAYED/STARTED: (2002, 16/16); (2003, 16/15) Total 32/31

Playoffs: (2003, 1/1) Total 1/1

TRANSACTIONS: Ed Reed was picked with the 24th overall selection in the 1st round of the 2002 NFL Draft...Reed was the 4th DB back taken in the 1st round (behind Quentin Jammer—San Diego, Roy Williams—Dallas and Phillip Buchanon—Oakland) and the 2nd safety picked overall...Reed, along with Bryant McKinnie, Jeremy Shockey, Buchanon and Mike Rumph, tied an NFL record of 5 players selected in the 1st round from the same college (Miami)...In 1968, 5 players were selected in the 1st round out of the University of Southern California...Miami broke the record in 2004, with 6.

PRO: Named to his *1st Pro Bowl* in 2003...One of the most dynamic and explosive playmakers in the NFL, with superior instincts and ball-hawking ability...Also earned *AP 2nd-team All-Pro*, *Sports Illustrated All-Pro*, *Pro Football Weekly All-AFC team*, *Football Digest 2nd-team All-Pro* and *The Sporting News All-Pro* honors...Saw action in all 16 regular season games, starting 15 plus 1 postseason contest in 2003...Led the team with 19 PD and **tied a franchise record with 7 INTs**, 1 of which he returned for a TD...Also blocked 2 punts, both of which he returned for TDs, the 2nd and 3rd of his career (*tied Tom Flynn for the most blocked punt returns for TDs in a career in NFL history - since the merger in 1970*)...Finished 5th on the team with 92 tackles (77 solo), 1 sack and 1 FF...Reed burst on the scene as a rookie, starting all 16 games in 2002...Named to the *Pro Football Weekly All-Rookie team* in 2002 after finishing 4th on the team with 86 tackles (69 solo)...**Led the team with 5 INTs (returned for 167 yards)** and had 13 PD, 1 sack, 1 FF and 1 FR...Also proved his versatility on special teams, posting 8 tackles and **blocked the 1st punt in Ravens franchise history**...**Added a 2nd blocked punt, which he returned for a TD (1st in team history)**...Was the 1st S and the 3rd DB selected in the 1st round in Ravens history (Duane Starks, 1998 and Chris McAlister, 1999).

2003: Earned *AP 2nd-team All-Pro*, *Sports Illustrated All-Pro*, *Pro Football Weekly All-AFC team*, *Football Digest 2nd-team All-Pro* and *The Sporting News All-Pro* honors...Saw action in all 16 regular season games, starting 15, plus 1 postseason contest in 2003...Led the team with 19 PD and tied a franchise record with 7 INTs, 1 of which he returned for a TD...Also blocked 2 punts, both of which he returned for TDs, the 2nd and 3rd of his career (*tied Tom Flynn for the most blocked punt returns for TDs in a career in NFL history - since the merger in 1970*)...Finished 5th on the team with 92 tackles (77 solo), 1 sack and 1 FF...**2003 SEASON HIGHLIGHTS:** Posted 3 solo tackles, 2 PD and his 1st-career postseason INT in the **Wild Card loss vs. Ten.** (1/3/04)...Had 1 tackle, 1 PD and tied for the AFC lead with his team-record-tying 7th INT in the **season finale vs. Pit.** (12/28)...Had 10 tackles (7



OFF THE FIELD

Ed adopted Booker T. Washington Middle School in Baltimore city. He visits the school regularly, and provides 28 tickets for each home game to students that do well in school.

"He might be the best safety in football right now. As far as range, as far as being able to come down and stop the football on the run and as far as coming up with plays. He had to be a receiver or a running back in high school because there is no way for a guy who has played defense all his life to have hands like he has. He poses a double threat. He is very tough against the run. He's a complete safety. I've played against guys that are great against the run and not so good against the pass. I've played with guys that are great against the pass and not so good against the run. He's probably most the complete safety that I saw in my 14 years in the league."

—CBS TV Analyst Shannon Sharpe on Ed Reed

solo) and produced the biggest play of the game when he blocked a Tom Rouen punt, recovered the ball and returned it 16 yards for a TD, to cut the deficit to 10 with just 6:41 remaining in **game 11 vs. Sea. (11/23)**...The Ravens went on to tie the game and eventually win in OT...*With that blocked punt return for a TD, Reed tied Tom Flynn for the most blocked punt returns for TDs in a career in NFL history (since the merger in 1970)*...Started at SS and had 6 solo tackles and his 4th INT of the season in **game 5 at Ari. (10/12)**...Also earned *AFC Special Teams Player of the Week* honors after he blocked a punt (3rd of his career) and returned it 22 yards for a TD (2nd time in his career) against the Cardinals...*His only missed start (at Oak., 12/14) was because the defense's 1st play was in goal line.*

2002: Started all 16 games as a rookie and finished 4th on the team with 86 tackles (69 solo)...Also posted 1 sack (3 yards), 13 PD and a *Ravens rookie record-tying 5 INTs (Ravens best in 2002)*...Reed also blocked the 1st 2 punts in franchise history, 1 of which he returned for a TD, and had 8 special teams tackles...**2002 SEASON HIGHLIGHTS:** Started at SS in **game 16 at Pit. (12/29)** and had 10 tackles (8 solo), including 1 TFL against the Steelers...Started at SS and had 5 tackles (4 solo) in 23-19 win in **game 14 at Hou. (12/15)** and tied the franchise's rookie record (Duane Starks — 1998 and Chris McAlister — 1999) with his 5th INT against the Texans...Started at S and recorded 9 tackles (7 solo) in 13-12 win in **game 11 vs. Ten. (11/24)**...Also had his 2nd-career blocked punt, which he returned 11 yards for a TD (the 1st in franchise history) against the Titans...Started and recorded 6 tackles (3 solo) in **game 9 vs. Cin. (11/10)**...Also recorded 2 INTs and returned them 67 yards against the Bengals...Started at SS in **game 4 at Cle. (10/6)**...Posted 3 tackles and 4 PD and had his 2nd-career INT in the end zone with 1 second remaining in the game to secure the 26-21 victory against the Browns...Also posted 2 assisted tackles...Started at SS and amassed 4 solo tackles in **game 3 vs. Den. (9/30)**...*Intercepted Brian Griese for his 1st-career INT and blocked the 1st punt in Ravens history against the Broncos.*



COLLEGE, PERSONAL: Consensus 1st-team All-America selection as a senior...*Football News* National Player of the Year...Unanimous All-Big East Conference 1st-team selection and Co-Defensive Player of the Year...Started all 11 games and was team leader on Hurricanes National Championship team at S as a senior...Recorded 44 tackles (35 solo), 2 FRs and led Big East with 19 PD...Led team and was 2nd in school history with 9 INTs (Bennie Blades, 10 in 1986) for a school record 209 yards and 3 TDs...Team co-captain...Consensus 1st-team All-America and consensus 1st-team All-Big East selection as junior...Started all 11 games...Was 3rd on team with 80 tackles (56 solo)...Led Big East with school-record 23 PD...Was 3rd in nation with 8 INTs for 92 yards, including 2 TDs...Recorded 9 tackles (6 solo) and 2 passes defended in 37-20 victory over Florida in Nokia Sugar Bowl...Earned All-Big East 2nd-team honors as a sophomore...Started 11-of-12 games at SS...Was 5th on team with 74 tackles (48 solo) and was 4th on team with 4.0 sacks...Also amassed 11 tackles for loss, 2 INTs, 4 PD, 1 FF and 1 FR...Named Freshman All-America by both *Football News* and *The Sporting News*...Played and started in all 11 games at FS...Led Miami secondary with 90 TTs, including 61 solo...Led the team in both FFs (4) and INTs (2)...Also netted 7 PD...Named Big East Defensive Player of the Week after recording career-high 15 tackles, including 1 sack at West Virginia...Also had an INT vs. the Mountaineers...Recorded 1st-career INT vs. Cincinnati...Blocked a punt, which was returned 12 yards for a TD in win vs. East Tennessee State...All-State and All-County

ED REED 20

selection at DB and KR at Destrehan (St. Rose, LA) HS...*New Orleans Times-Picayune* District Most Valuable Defensive Player as senior...Totalled 83 tackles, 7 INTs, 12 PD and 3 FF as senior...Saw action at RB and QB...Also returned 3 punts for TDs...Averaged 20 points per game as member of basketball team as senior...State qualifier in javelin and 4x100 relay...Was member of Hurricane track and field team...Graduated with degree in liberal arts in May 2001...Took graduate level writing course in fall of 2001...Co-hosted the College Bound Foundation's annual Mid-Summer Fest fundraiser with WBAL-TV's Gerry Sandusky in July 2002...Participated in Toy Drive with Sam's Club during December...Appeared at All Community Team Auction party in '02 and '03...Ed, along with other Ravens teammates, gave an inspirational message to high school students about segments of the Ravens R.I.S.E. program...Ravens produced 4 Ravens R.I.S.E. assemblies for Baltimore-area high school students...At each event, Ravens players discussed how to Realize, Improve, Share and Expand their talents (R.I.S.E.)...The interactive and motivational assemblies incorporated music, visual presentations and Q&A periods with the high schoolers...Ed also signed autographs at a military unit in Hawaii during the 2003 Pro Bowl...Second-oldest of 5 brothers...Had the "Eye of the Hurricane," a weekly diary on baltimore Ravens.com in 2003...Was a weekly correspondent for the NFL Network during the 2003 season...Surprised his mother by buying and fully furnishing a house for her in 2002, before he bought a house for himself...Born on 9/11/78, in St. Rose, LA...Full name: Edward Earl Reed Jr.

2003 Game-by-Game Tackles

Ravens	Date/Opp.	TT	Solo	AS	INT	FF	FR	Sacks	PD
	9/7 at Pit.	14	10	4	0-0	0	0	0-0	0
	9/14 vs. Cle.	4	4	0	2-55	0	0	0-0	4
	9/21 at SD	10	9	1	1-27	0	0	0-0	4
	9/28 vs. KC	4	3	1	0-0	0	0	1-12	0
	10/12 at Ari.	6	6	0	1-33	0	0	0-0	1
	10/19 at Cin.	3	3	0	0-0	0	0	0-0	1
	10/26 vs. Den.	3	3	0	0-0	0	0	0-0	0
	11/2 vs. Jax.	2	2	0	0-0	0	0	0-0	1
	11/9 at STL	5	5	0	1-0	0	0	0-0	1
	11/16 at Mia.	11	10	1	1-10	0	0	0-0	3
	11/23 vs. Sea.	10	7	3	0-0	0	0	0-0	0
	11/30 vs. SF	3	2	1	0-0	0	0	0-0	1
	12/7 vs. Cin.	5	4	1	0-0	0	0	0-0	1
	12/14 at Oak.	5	3	2	0-0	0	0	0-0	1
	12/21 at Cle.	6	5	1	0-0	0	0	0-0	0
	12/28 vs. Pit.	1	1	0	1-7	0	0	0-0	1
Totals		92	77	15	7-132	0	0	1-12	19

Playoffs

1/3/04 vs. Ten.	3	3	1-23	0	0	0	0	0-0	2
Totals	3	3	1-23	0	0	0	0	0-0	2

2002 Game-by-Game Tackles

Ravens	Date/Opp.	TT	Solo	AS	INT	FF	FR	Sacks	PD
	9/8 @ Car	2	2	0	0-0	0	0	0-0	1
	9/15 vs. TB	2	1	1	0-0	0	0	0-0	0
	9/30 vs. Den.	4	4	0	1-21	0	0	0-0	1
	10/6 @ Cle	3	3	0	1-59	0	0	0-0	4
	10/13 @ Ind.	4	4	0	0-0	0	0	1-3	0
	10/20 vs. Jax.	6	5	1	0-0	0	0	0-0	0
	10/27 vs. Pit.	6	6	0	0-0	0	0	0-0	0
	11/3 @ Atl.	7	7	0	0-0	0	0	0-0	2
	11/10 vs. Cin.	6	3	3	2-67	0	0	0-0	2
	11/17 @ Mia.	5	4	1	0-0	0	0	0-0	1
	11/24 vs. Ten.	7	5	2	0-0	0	0	0-0	0
	12/1 @ Cin.	6	5	1	0-0	0	0	0-0	0
	12/8 vs. NO	7	3	4	0-0	0	0	0-0	1
	12/15 @ Hou.	4	3	1	1-20	0	0	0-0	1
	12/22 vs. Cle.	6	6	0	0-0	1	0	0-0	0
	12/29 @ Pit.	11	8	3	0-0	0	0	0-0	0
Totals		86	69	17	5-167	1	0	1-3	13

ED REED

REGULAR SEASON

Year	TT	Solo	AS	INTs	FR	FF	TDs	Sacks	PD
2002	86	69	17	5-167	1	1	0	1.0-3.0	13
2003	92	77	15	*7-132	0	1	0	1.0-12.0	*19
Totals	178	146	32	12-299	1	2	0	2.0-15.0	32

*- Led team and franchise record

SPECIAL TEAMS TACKLES (8): 2002 (8)

BLOCKED PUNTS (4): 2002 (2); 2003 (2)


-1st in team history vs. Den (9/30/02)

-3 punt block returns for TDs ties an NFL record

POSTSEASON

Year	TT	Solo	AS	INTs	FR	FF	TDs	Sacks	PD
2003	3	3	0	1-23	0	0	0	0-0	2
Totals	3	3	0	1-23	0	0	0	0-0	2

ED REED



ALAN RICARD
FULLBACK
 YEARS IN NFL: 4
 HT: 5'11" WT: 237
 COLLEGE: N.E. Louisiana
 HS: Amite (LA)
 BORN: 1/17/77, Independence, MO
 JOINED RAVENS: Free Agent, 2000

39

GAMES PLAYED/STARTED: (2001, 5/0); (2002, 16/8); (2003, 16/13) **Total 37/21**

Playoffs (2001, 0/0); (2002, 1/0) **Total 1/0**

TRANSACTIONS: Alan Ricard re-signed with the Ravens on 5/17/04...Signed a contract extension with the Ravens on 2/14/01...Signed by the Ravens as a free agent on 7/21/00 and waived on 8/26/00 before being signed to the practice squad on 8/29/00...Originally signed by Dallas as a rookie free agent on 4/30/99 out of Northeast Louisiana, but was cut in training camp.


PRO: Established himself as 1 of the top FBs in the league with his combination of speed and power...Saw action in all 16 games, starting 13 in 2003...Carried the ball 19 times for 79 yards and had 9 receptions for 62 yards...Also had 1 TD on a 50-yard fumble pickup at SD (9/21)...Helped open holes, allowing Jamal Lewis to rush for a franchise-record and league-high 2,066 yards, 2nd all-time in NFL annals behind only Eric Dickerson (2,105 in 1984)...Played in all 16 games, starting 8 in 2002...Opened holes for Jamal Lewis, allowing him to rush for 1,327 yards (8th in the NFL)...Had 14 carries for 58 yards and 3 TDs...Also hauled in 10 receptions for 60 yards...Saw action in 5 games as a backup FB and on special teams in 2001 after spending 2000 on the Ravens' practice squad.

2003: Saw action in all 16 games, starting 13 in 2003...Carried the ball 19 times for 79 yards and had 9 receptions for 62 yards...Also had 1 TD on a 50-yard fumble return at SD (9/21)...Helped open holes, allowing Jamal Lewis to rush for a franchise-record and league high 2,066 yards, 2nd all-time in NFL annals behind only Eric Dickerson (2,105 in 1984)... **2003**

SEASON HIGHLIGHTS: Carried the ball 4 times for 9 yards, including 1 good for a 1st down in **game 15 at Cle. (12/21)**...Also helped to open holes, allowing Jamal Lewis to rush for 205 yards and 2 TDs against the Browns...Helped pave the way for Jamal Lewis to rush for 132 yards and 1 TD in **game 3 at SD (9/21)**...Picked up a Jamal Lewis fumble and rumbled 50 yards for a TD in the first quarter against the Chargers...Opened holes for Jamal Lewis' historic day in **game 2 vs. Cle. (9/14)**, as Lewis ran for an NFL record 295 yards and 2 TDs on 30 carries...Helped Lewis to average 9.8 yards per carry...Carried the ball 2 times 36 yards (18.0 avg.), with a career-long 30-yard-run in fourth quarter.

2002: Saw action in all 16 games, starting 8 in his 1st season as a starter...Carried the ball 14 times for 58 yards and 3 TDs and had 10 receptions for 60 yards...Blocking helped the Ravens to average 4.2 yards per carry for the season...Also had 3 special teams tackles...**2002 SEASON HIGHLIGHTS:** **Scored a career-high 2 TDs in game 16 at Pit. (12/29)**...Carried the ball 3 times for 10 yards and 1 TD against the Steelers...Also had 2 receptions for 9 yards and 1 FR in the end zone for a TD...Carried the ball once for 4 yards, and had 1 reception for 3 yards against the Bengals...Also opened holes, allowing Jamal Lewis to rush for 121 yards (5.5 avg.) and go over 1,000 yards for the season...Added a special teams tackle against the Bengals...Started and **recorded his 1st-career carries in game 8 at Atl. (11/3)**...Ran the ball 3 times for 27 yards (9.0 avg.) and **scored his 1st-career TD (a 19-yard run) against the Falcons**...Started his 1st-career game in **game 1 at Car. (9/8)** and opened holes for RB Jamal Lewis to rush for 64 yards in his 1st game back...Also caught a ball out of the backfield for 7 yards at the Panthers.

2001: Saw action in 5 games as a backup FB and on special teams...Inactive in the postseason...**2001 SEASON HIGHLIGHTS:** Played on special teams in 16-0 win in **game 14 vs. Cin. (12/23)**...Recorded 1 special teams tackle in **game 12 vs. Ind. (12/2)**...Played on special teams in 24-21 win in **game 11 at Jax. (11/25)**...Played on special teams in **season opener vs. Chi. (9/9)**.



Alan donated turkeys to needy families in Baltimore during the 2003 Thanksgiving holiday.

ALAN RICARD 39

COLLEGE, PERSONAL: Did not play for a team in 1999...A 3-year starter for the Indians and finished his career with 755 yards rushing on 21 attempts (3.5 avg.)...Played in 34 games, starting 21...Ran for 11 TDs and caught 24 passes for 166 yards and 1 TD...Led team in rushing yards during senior campaign (1998) with 383 yards, scoring 7 TDs...Played in all 12 games as a junior in 1997, starting 10...Rushed for 183 yards on 62 carries, scoring 3 TDs...Led the way for TB Marquis Williams to gain 977 yards and 9 TDs...Played in 11 contests as a sophomore in 1996, finishing as team's 2nd-leading rusher with 189 yards on 52 carries...Caught 6 passes for 42 yards against Northwestern State...Did not play in 1995...Majored in criminal justice...Named All-District and honorable mention All-State after recording 117 tackles and 14 sacks his senior year as a linebacker...Helped team to a 15-0 record and 4-A state title...Participated in Ravens holiday visits to children at University of Maryland Medical Center...Was a regular instructor at Gatorade/Ravens Junior Training Camps throughout Baltimore community during 2002 and 2003 seasons...Name is pronounced: REE-card...Full name: Alan Cardell Ricard.

2003 Game-By-Game Ravens RUSHING												
Date/Opp.	No	Yds	Avg	LG	TD	RECEIVING						
						No	Yds	Avg	LG	TD		
9/7 at Pit.	2	6	3.0	6	0	1	3	3.0	3	0		
9/14 vs. Cle.	2	36	18.0	30	0	0	0	0.0	0	0		
9/21 at SD	2	3	1.5	3	0	0	0	0.0	0	0		
9/28 vs. KC	0	0	0.0	0	0	1	1	1.0	1	0		
10/12 at Ari.	2	3	1.5	2	0	0	0	0.0	0	0		
10/19 at Cin.	0	0	0.0	0	0	1	4	4.0	4	0		
10/26 vs. Den.	0	0	0.0	0	0	1	10	10.0	10	0		
11/2 vs. Jax.	0	0	0.0	0	0	1	2	2.0	2	0		
11/9 at STL	2	4	2.0	3	0	0	0	0.0	0	0		
11/16 at Mia.	0	0	0.0	0	0	0	0	0.0	0	0		
11/23 vs. Sea.	0	0	0.0	0	0	0	0	0.0	0	0		
11/30 vs. SF	1	4	4.0	4	0	2	22	11.0	15	0		
12/7 vs. Cin.	1	6	6.0	6	0	1	10	10.0	10	0		
12/14 at Oak.	1	2	2.0	2	0	0	0	0.0	0	0		
12/21 at Cle.	4	9	2.3	6	0	0	0	0.0	0	0		
12/28 vs. Pit.	2	6	3.0	4	0	1	10	10.0	10	0		
Totals	19	79	4.2	30	0	9	62	6.9	15	0		
Playoffs												
1/3/04 vs. Ten.	0	0	0.0	0	0	0	0	0.0	0	0		
Totals	0	0	0.0	0	0	0	0	0.0	0	0		

2002 Game-By-Game Ravens RUSHING												
Date/Opp.	No	Yds	Avg	LG	TD	RECEIVING						
						No	Yds	Avg	LG	TD		
9/8 @ Car.	0	0	0.0	0	0	1	7	7.0	7	0		
9/15 vs. TB	0	0	0.0	0	0	1	1	1.0	1	0		
9/30 vs. Den.	0	0	0.0	0	0	0	0	0.0	0	0		
10/6 @ Cle.	0	0	0.0	0	0	1	5	5.0	5	0		
10/13 @ Ind.	0	0	0.0	0	0	0	0	0.0	0	0		
10/20 vs. Jax.	0	0	0.0	0	0	0	0	0.0	0	0		
10/27 vs. Pit.	0	0	0.0	0	0	0	0	0.0	0	0		
11/3 @ Atl.	3	27	9.0	19	1	0	0	0.0	0	0		
11/10 vs. Cin.	1	0	0.0	0	0	1	6	6.0	6	0		
11/17 @ Mia.	2	8	4.0	6	0	0	0	0.0	0	0		
11/24 vs. Ten.	0	0	0.0	0	0	1	17	17.0	17	0		
12/1 @ Cin.	1	4	4.0	4	0	1	3	3.0	3	0		
12/8 vs. NO	1	1	1.0	1	0	1	8	8.0	8	0		
12/15 @ Hou.	2	4	2.0	6	0	0	0	0.0	0	0		
12/22 vs. Cle.	1	4	4.0	4	0	1	4	4.0	4	0		
12/29 @ Pit.	3	10	3.3	6	1	2	9	4.5	7	0		
Totals	14	58	4.1	19	2	10	60	6.0	17	0		

ALAN RICARD

REGULAR SEASON...

RUSHING						RECEIVING				
Year	No.	Yards	Avg.	LG	TD	No.	Yards	Avg.	LG	TD
2002	14	58	4.1	19	2	10	60	6.0	17	0
2003	19	79	4.2	30	0	9	62	6.9	15	0
Totals	33	137	4.2	30	2	19	122	6.4	17	0

Ricard had a 50-yard fumble return for a TD at SD (9/21/03)

RUSHING CAREER SINGLE-GAME HIGHS (regular season)

Carries:

4 (12/21/03 at Cle.)

Yardage

36 (9/14/03 vs. Cle.)

27 (11/3/02 at Atl.)

Long Gain:

30 (9/14/03 vs. Cle.)


Most TDs:

1 (twice):

(11/3/02 at Atl.)

(12/29/02 at Pit.)

ALAN RICARD



WADE RICHEY
KICKER

YEARS IN NFL: 7
HT: 6'3" **WT:** 205
COLLEGE: Louisiana State
HS: Carencro (Lafayette, LA)
BORN: 5/19/76, Lafayette, LA
JOINED RAVENS: Free Agent, 2003

9

GAMES PLAYED/STARTED: (1998, 16/0); (1999, 16/0); (2000, 16/0); (2001, 16/0); (2002, 12/0); (2003, 15/0) **Total 91/0**

Playoffs (2003, 1/0) **Total 1/0**

TRANSACTIONS: Wade Richey re-signed with the Ravens on 3/16/04...Signed by the Ravens on 8/20/03...Waived by the San Diego Chargers on 12/3/02...Signed by the Chargers on 4/25/01...Signed as an exclusive rights free agent by the San Francisco 49ers on 7/19/00...Signed as an exclusive rights free agent by the San Francisco 49ers on 7/19/99...Claimed off waivers by the 49ers on 8/26/98...Waived by the Seattle Seahawks on 8/26/98...Originally signed as a rookie free agent by the Seahawks on 4/29/98.

PRO: Richey is a veteran kicker who possesses booming leg strength...Established a new Ravens *franchise record and career high with a 56-yard FG* vs. Cle. (9/14/03)...Kicked off 79 times and finished 2nd in the NFL with 14 TBs...Has racked up an impressive 89 TBs during his career, including a league-best 18 in 2001...Owns an impressive .717 career FG percentage.

2003: (with Baltimore) Saw action in 15 regular season games and 1 postseason contest...Established a new Ravens *franchise record and career high with a 56-yard FG* vs. Cle. (9/14/03)...Kicked off 79 times and finished 2nd in the NFL with 14 TBs...**2003 SEASON HIGHLIGHTS:** Kicked off 4 times, placing 1 in the end zone in the **Wild Card** loss vs. Ten. (1/3/04)...Finished the regular season 2nd in the NFL with 14 touchbacks...Earned a special teams game ball when he kicked off 9 times with 2 TBs as the 49ers averaged starting drives on their own 25-yard line in **game 12 vs. SF (11/30)**...Kicked off 4 times, putting all of them in the end zone for TBs in **game 10 at Mia. (11/16)**...Handled KO duties, placing 1 in the end zone in **game 3 at SD (9/21)**...Handled KO duties (with 1 TB) and nailed a *Ravens' franchise record and career-high 56-yard FG* in the second quarter in **game 2 vs. Cle. (9/14)**.

2002: (with San Diego) Saw action in 12 games...Had 16 TBs on KOs, including 3 at Ari. (9/22) and at Cin. (9/8).

2001: (with San Diego) Saw action in all 16 games and finished the season converting 21 of 32 (.656) FGAs and all 26 PATs...Led the league with 18 TBs on KOs...**2001 SEASON HIGHLIGHTS:** Hit season-long 51-yard FG against Den. (10/21)...Earned AFC Special Teams Player of Week honors after hitting career-high 4 of 5 FGAs at Dal. (9/23)...Scored career-high 14 points against Cowboys.

2000: (with San Francisco) Played in all 16 games, and connected on 15 of 22 (.682) FGs...Also was 43 of 45 (.955) on PATs...Ranked 2nd in NFC and 4th in NFL with 13 TBs...Hit season-long 47-yard FG at Dal. (9/24).

1999: (with San Francisco) *Led the NFL in FG accuracy*, connecting on 21 of 23 (.913) FGAs and 30 of 31 (.967) PATs...Was the team leader with 93 points as he put together streak of 16 consecutive made FGs, 2nd longest in team history...**1999 SEASON HIGHLIGHTS:** Nailed a 52-yard kick at NO (11/14)...Replaced injured punter Chad Stanley (concussion) and averaged 36.5 yards on 4 punts with long of 45 against Atl. (12/12).

1998: (with San Francisco) Led the team with 103 points...Hit 18 of 27 (.667) FGs and 49 of 51 (.960) PATs...Ranked 2nd in NFC and 3rd in NFL with 27 TBs on KOs...**1998 SEASON HIGHLIGHTS:** Hit 1st-career game-winning kick from 24 yards and 5 seconds left vs. Ind. (10/18)...Drilled season-long 46-yard FG for 2nd-career game-winning kick against Car.

WADE RICHEY 9

(11/8)...Kicked 23-yard game winner at Car. (12/6)...Racked up postseason career long and team-record 48-yard FG in **Wild Card playoff victory over GB (1/3/99)**...Connected on all 3 attempts against Packers and was named NFC Special Teams Player of Week for playoff weekend.

COLLEGE, PERSONAL: Four-year letterman at LSU...Converted 8 of 25 FGs and 77 of 79 PATs...Hit career long and school-record 54-yard FG against Kentucky...Earned degree in engineering and construction at LSU...Earned *USA Today* All-America and All-State honors at Carencro (Lafayette, LA) HS...Richey once shaved the big toe on his kicking foot in high school because he thought it would make his foot lighter and give him even more strength in his leg...Wade and his wife, Felicia, have a daughter, Reagan, born on 10/29/03...Full Name: Wade Edward Richey.

MEDIA GUIDE ABBREVIATION CHART

Abbreviation	Meaning	Abbreviation	Meaning
AS	Assisted Tackle	OLB	Outside Linebacker
ATT	Attempts	Opp.	Opponent
Avg.	Average	OT	Overtime
BK	Blocked	P	Punter
C	Center	PAT	Point After Touchdown
CB	Cornerback	Pct.	Percent
Comp.	Completion	PD	Pass Defensed
DB	Defensive Back	PK	Place Kicker
DE	Defensive End	PR	Punt Return
DL	Defensive Line	Pts.	Points
DT	Defensive Tackle	PUP	Physically Unable to Perform
EZ	End Zone	QB	Quarterback
FB	Full Back	R	Rookie
FF	Forced Fumble	RB	Running Back
FG	Field Goal	RCB	Right Cornerback
FGA	Field Goal Attempt	Rec.	Receptions
FR	Fumble Recovered	RFA	Restricted Free Agent
FS	Free Safety	RG	Right Guard
G	Guard	RILB	Right Inside Linebacker
G	Good	ROLB	Right Outside Linebacker
ILB	Inside Linebacker	RS	Return Specialist
In 20	Inside 20-Yard Line	RT	Right Tackle
IR	Injured Reserve	S	Safety
K	Kicker	SH	Short
KO	Kickoff	SS	Strong Safety
KOR	Kickoff Return	ST	Special Teams
LB	Linebacker	T	Tackle (offense)
LCB	Left Cornerback	TB	Touchbacks
LG	Long	TD	Touchdown
LG	Left Guard	TE	Tight End
LILB	Left Inside Linebacker	TFL	Tackles For Loss
LOLB	Left Outside Linebacker	TT	Total Tackles
LS	Long Snapper	UFA	Unrestricted Free Agent
LT	Left Tackle	WL	Wide Left
MLB	Middle Linebacker	WR	Wide Receiver
NG	No Good	WR	Wide Right
No.	Number	XP	Extra Point
NT	Nose Tackle	XPA	Extra Point Attempt
OL	Offensive Line	Yds.	Yards

REGULAR SEASON...

Year	PAT Made-Att.	FG Made-Att.	Total Points	KOs	TB
<i>San Francisco</i>					
1998	49-51	18-27	*103	93	27
1999	30-31	21-23	*93	70	17
2000	43-45	15-22	88	78	13
Totals	122-127	54-72	284	241	57
<i>San Diego</i>					
2001	26-26	21-23	89	82	#18
2002	0-0	0-0	0	0	0
Totals	26-26	21-23	89	82	18
<i>Baltimore</i>					
2003	0-0	1-2	3	79	14
Totals	0-0	1-2	3	79	14
Career	148-153	76-97	376	402	89

*- Led Team; #-Led NFL

SPECIAL TEAMS TACKLES (7): 1998 (3); 1999 (1); 2001 (3);

CAREER SINGLE-GAME HIGHS

Points:	Touchbacks:
14 (9/23/01 at Dal.)	5 (10/25/98 at StL)
FGM:	
4 (9/23/01 at Dal.)	
FGA:	
4 (9/23/01 at Dal.)	
Longest FG:	
56 (9/14/03 vs. Cle.)	
PATs:	
6 (10/11/98 at Was.)	

POSTSEASON...

Year	PAT Made-Att.	FG Made-Att.	Total Points	KOs	TB
<i>San Francisco</i>					
1998	4-4	4-4	15	9	3
Totals	4-4	4-4	15	0	0
<i>Baltimore</i>					
2003	0-0	0-0	0	4	0
Totals	0-0	0-0	0	4	0
Career	4-4	4-4	15	13	3

Points:	Touchbacks:
12 (1/3/99 vs. GB)	3 (1/3/99 vs. GB)
FGM:	
3 (1/3/99 vs. GB)	
FGA:	
3 (1/3/99 vs. GB)	
Longest FG:	
48 (1/3/99 vs. GB)	
PATs:	
3 (1/3/99 vs. GB)	

WADE RICHEY



GEROMIE SAPP

SAFETY

YEARS IN NFL: 2

HT: 6'1" WT: 216

COLLEGE: Notre Dame

HS: Lamar (Houston, TX)

BORN: 2/8/81, Houston, TX

JOINED RAVENS: Draft 6 (182nd), 2003

27

GAMES PLAYED/STARTED: (2003, 14/0) Total 14/0

Playoffs (2003, 1/0) Total 1/0

TRANSACTIONS: Gerome Sapp was selected with the 182nd overall pick in the 6th round of the 2003 NFL Draft.

PRO: Hard-working, versatile athlete who performed primarily on special teams as a rookie...Tall speedy S with good range...Saw action in 14 regular season games and 1 postseason game, and finished 3rd on the team with 16 special teams tackles and also recovered 1 fumble.

2003: Saw action in 14 regular season games and 1 postseason game, and finished 3rd on the team with 16 special teams tackles and 1 FR...**2003 SEASON HIGHLIGHTS:** Saw action on special teams and tied for the team lead with 2 tackles in **game 14 at Oak. (12/14)**...Played on special teams and recorded 2 tackles in 44-6 rout in **game 12 vs. SF (11/30)**...Posted 1 special teams tackle and a FR (muffed punt) in **game 9 at STL (11/9)**...Saw action and earned a game ball on special teams when he led team with 4 solo special teams tackles before leaving the game in the second half with a knee injury in **game 2 vs. Cle. (9/7)**.

COLLEGE, PERSONAL: Two-year starter who lined up at FS as a sophomore before finding a home at SS in his junior campaign...An outgoing team leader with solid work habits and an ability to cover the field...Made 155 tackles (94 solo) with 6 stops behind the line of scrimmage, 3 FRs and 5 INTs, adding 9 PD and 1 FF while playing in 41 games for the Irish...Recipient of the team's Captain's Award...Started the 1st 9 games and the season finale at SS as a senior...Ranked 4th on the team with a career-high 65 tackles (39 solo)...Also had 1 FF and 1 FR...Returned 4 INTs for 17 yards and had 7 PD...Had 1 FR vs. Purdue, racing 54 yards for a TD, and delivered 8 tackles (7 solo)...Reserve at both S positions, earning his only start at SS vs. Boston College as a junior...Finished with 37 tackles (22 solo) and a pair of stops behind the line of scrimmage...Played in every game as a reserve FS as a sophomore, recording 17 tackles (11 solo), a PD and an INT against Arizona State, and also collected a season-high 4 tackles...Had his 1st-career INT against Michigan State...*Parade* and *USA Today* 1st-team All-American DB at Lamar (Houston, TX) HS...Rated 15th on the *Chicago Sun-Times* list of top 100 national players...Listed by both the *Fort Worth Star-Telegram* and *Dallas Morning News* as 1 of top 100 national prospects...Rated 6th nationally on lists of top 100 national prospects by *ESPN.com* and *The Sporting News*...Rated 1 of top 30 prospects nationally by *Football News* and the top rated player in Texas by the *Austin American-Statesman*...Rated 1 of top 25 national prospects by the *Palm Beach Post*...Honorable mention pick by the *Orlando Sentinel* on its All-Southern team...Had 112 tackles as senior in 1998, to go with 4 FFs and 3 FRs and 5 INTs...Returned 2 of his INTs for TDs while also catching 3 passes for 62 yards as a part-time receiver and returned 1 punt for a score...Earned 3 letters in football...Three-time All-League pick who helped the team to 3 consecutive conference titles...Team captain as a senior...Recorded 107 tackles and intercepted 6 passes as a junior...Career statistics included 315 tackles, 12 INTs, 15 PD, 12 FFs, 10 FRs...Chosen for the California-Texas all-star game...Won 4 letters as sprinter in track...Competed in the 400 meter dash and helped the team to the state finals in the 4x400 relays as a junior...Finance major, enrolled in the



OFF THE FIELD

Has participated in school visits, including a series of trips to Booker T. Washington Middle School for the "Step Up Challenge" event. Gerome, along with teammate Trent Smith and Congressman Elijah Cummings, spoke on the importance of nutrition.

GEROME SAPP 27

Mendoza College of Business...Gerome crafted bowls with teammates that were auctioned to benefit Empty Bowls, a fundraiser at South Carroll HS that benefits the Carroll County Food Bank...Was college teammates with DE Anthony Weaver and WR Javin Hunter...Brother, Charles, was an All-Mountain Conference RB at the University of Houston (1999-2002)...Full name: Gerome Daren Sapp.

REGULAR SEASON...

Year	TT	Solo	AS	INTs	FR	FF	TDs	Sacks	PD
2003	0	0	0	0-0	0	0	0	0-0	0
Totals	0	0	0	0-0	0	0	0	0-0	0

SPECIAL TEAMS TACKLES (16): 2003 (16)

GEROME SAPP



BART SCOTT

LINEBACKER

YEARS IN NFL: 3

HT: 6'2" WT: 235

COLLEGE: Southern Illinois

HS: Southeastern (Detroit, MI)

BORN: 8/18/80, Detroit, MI

JOINED RAVENS: Free Agent, 2002

57

GAMES PLAYED/STARTED: (2002, 16/0); (2003, 16/0) **Total 32/0**

Playoffs (2003, 1/0) **Total 1/0**

TRANSACTIONS: Signed with the Ravens as a rookie free agent on 4/25/02.

PRO: Possesses a good combination of speed and athleticism and has made an impact both as a backup LB and special teams ace...Saw action in all 16 regular season games and 1 postseason game in 2003...Finished 2nd on the team with 19 special teams tackles, including 12 solo...Also had 1 special teams tackle in the playoffs...Hard-working player with quickness and great awareness...Saw action in all 16 games as a rookie...*Tied for the team lead (Chad Williams) with 17 special teams tackles*...Also had 5 tackles from scrimmage and 1 INT in 2002.

2003: Saw action in all 16 regular season games and 1 postseason game in 2003...Finished 2nd on the team with 19 special teams tackles, including 12 solo...Also had 1 special teams tackle in the playoffs...**2003 SEASON HIGHLIGHTS:** Saw action from scrimmage and on special teams and had 1 FR (from scrimmage) in **game 15 at Cle. (12/21)**...Subbed from scrimmage and played on special teams in a 31-13 win in **game 13 vs. Cin. (12/7)**...*Recorded a career-high 6 tackles (4 solo) from scrimmage* and 2 special teams tackles against the Bengals...Played on special teams and led the team with 4 special teams tackles in **game 7 vs. Den. (10/26)**.

2002: Saw action in all 16 games as a rookie...Finished the season with 5 tackles and 1 INT...*Also tied for the team lead (Chad Williams) with 17 special teams tackles (13 solo)*...**2002 SEASON HIGHLIGHTS:** Saw extensive action from scrimmage and on special teams in **game 15 vs. Cle.**



OFF THE FIELD

Bart attended the ESPN Play Your Way Sports Gear Drive Kick-Off at ESPNZone Baltimore in May of 2004. Comcast, Team ESPN, the Corporate Outreach program for ESPN, and ESPNZone teamed up to support the collection of sports equipment for an entire month (May 19th - June 19th). The drive benefited the Baltimore Police Athletic League.

BART SCOTT 57

(12/22)...*Had 1 tackle from scrimmage and the 1st INT (S. McNair) of his career* in 13-12 win in game 11 vs. Ten. (11/24)...His INT in the end zone preserved the Ravens' victory...Also posted 1 special teams tackle against the Titans...Saw action from scrimmage and on special teams in NFL debut in game 1 at Car. (9/8).

COLLEGE, PERSONAL: Three-year starter who tallied 352 tackles at Southern Illinois...Named 1st-team All-Gateway conference and led the team with 127 tackles, 18 TFL and 5.5 sacks as a senior...Posted 14 tackles and 2 sacks against Western Illinois...Played in only 5 games as a junior and finished the season with 26 tackles, including 6 TFLs...Switched from LB to SS as a sophomore and led the squad for the 2nd consecutive year with 96 tackles (56 solo), including 3 TFLs, and 1 sack...Had 4 FRs, including a 39-yard TD against SW Missouri State...Also had an INT, 3 PD and 1 blocked punt...Posted 18 tackles against Youngstown State and Indiana State...A Gateway Conference honorable mention selection, as well as being selected to the league's all-newcomer squad as a true freshman...Had 103 tackles (48 solo) as a freshman...Also credited with 2 PD, 1 INT and 2 FRs...Had 10-or-more tackles in 4 games...First-team All-State as a senior at Southeastern (Detroit, MI) HS...Named to the All-Area team by the *Detroit News*...Had 76 tackles, 26 assists and 3 FRs as a senior...Also led Southeastern HS in rushing with 635 yards and 5 TDs on 97 carries...A 2-time All-Conference selection...Competed in football, basketball, baseball and tennis...Majored in business...Bart participated as a guest coach in a Gatorade Jr. Training Camp during the 2003 season...Bart attended the ESPN Play Your Way Sports Gear Drive Kick-Off at ESPNZone Baltimore in May of '04...Comcast, Team ESPN, the Corporate Outreach program for ESPN, and ESPNZone teamed up to support the collection of sports equipment for an entire month (May 19th – June 19th)...The drive benefited the Baltimore Police Athletic League...Full name: Bart Edward Scott.

**2003
Game-by-Game Tackles**

Ravens	Date/Opp.	TT	Solo	As	INT	FF	FR	Sacks	PD
	9/7 at Pit.	SAW ACTION ON SPECIAL TEAMS							
	9/14 vs. Cle.	SAW ACTION ON SPECIAL TEAMS							
	9/21 at SD	SAW ACTION ON SPECIAL TEAMS							
	9/28 vs. KC	SAW ACTION ON SPECIAL TEAMS							
	10/12 at Ari.	SAW ACTION ON SPECIAL TEAMS							
	10/19 at Cin.	SAW ACTION ON SPECIAL TEAMS							
	10/26 vs. Den.	SAW ACTION ON SPECIAL TEAMS							
	11/2 vs. Jax.	1	1	0	0-0	0	0	0-0	0
	11/9 at STL	0	0	0	0-0	0	0	0-0	0
	11/16 at Mia.	SAW ACTION ON SPECIAL TEAMS							
	11/23 vs. Sea.	SAW ACTION ON SPECIAL TEAMS							
	11/30 vs. SF	2	2	0	0-0	0	0	0-0	0
	12/7 vs. Cin.	6	4	2	0-0	0	0	0-0	0
	12/14 at Oak.	0	0	0	0-0	0	0	0-0	0
	12/21 at Cle.	0	0	0	0-0	0	1	0-0	0
	12/28 vs. Pit.	0	0	0	0-0	0	0	0-0	0
Totals		9	7	2	0-0	0	1	0-0	0
Playoffs									
	1/3/04 vs. Ten	SAW ACTION ON SPECIAL TEAMS							
Totals		0	0	0	0-0	0	0	0-0	0

**2002
Game-by-Game Tackles**

Ravens	Date/Opp.	TT	Solo	As	INT	FF	FR	Sacks	PD
	9/8 @ Car.	0	0	0	0-0	0	0	0-0	0
	9/15 vs. TB	SAW ACTION ON SPECIAL TEAMS							
	9/30 vs. Den.	SAW ACTION ON SPECIAL TEAMS							
	10/6 @ Cle.	0	0	0	0-0	0	0	0-0	0
	10/13 @ Ind.	SAW ACTION ON SPECIAL TEAMS							
	10/20 vs. Jax.	SAW ACTION ON SPECIAL TEAMS							
	10/27 vs. Pit.	SAW ACTION ON SPECIAL TEAMS							
	11/3 @ Atl.	SAW ACTION ON SPECIAL TEAMS							
	11/10 vs. Cin.	0	0	0	0-0	0	0	0-0	0
	11/17 @ Mia.	SAW ACTION ON SPECIAL TEAMS							
	11/24 vs. Ten.	1	1	0	1-0	0	0	0-0	0
	12/1 @ Cin.	SAW ACTION ON SPECIAL TEAMS							
	12/8 vs. NO	0	0	0	0-0	0	0	0-0	0
	12/15 @ Hou.	1	0	1	0-0	0	0	0-0	0
	12/22 vs. Cle.	3	2	1	0-0	0	0	0-0	0
	12/29 @ Pit.	0	0	0	0-0	0	0	0-0	0
Totals		5	3	2	1-0	0	0	0-0	0

BART SCOTT

REGULAR SEASON...

Year	TT	Solo	AS	INTs	FR	FF	TDs	Sacks	PD
2002	5	3	2	1-0	0	0	0	0-0	0
2003	9	7	2	0-0	1	0	0	0-0	0
Totals	14	10	4	1-0	1	0	0	0-0	0

SPECIAL TEAMS TACKLES (36): 2002 (17); 2003 (19)

POSTSEASON...

SPECIAL TEAMS TACKLES (1): 2003 (1)

BART SCOTT



T.J. SLAUGHTER

LINEBACKER

YEARS IN NFL: 5

HT: 6'0" WT: 233

COLLEGE: Southern Mississippi

HS: Birmingham (AL)

BORN: 2/20/77, Birmingham, AL

TRADE DATED: 10/29/03
SIGNED: 11/11/03
SIGNED RAVENS: Free Agent, 2003

53

GAMES PLAYED/STARTED: (2000, 16/7); (2001, 9/8); (2002, 11/11); 2003 (2003, 8/3) **Total 44/29**
PLAYOFFS: (2003, 1/0) **Total 1/0**

TRANSACTIONS: Signed by the Ravens on 12/17/03...Waived by the Green Bay Packers on 12/9/03...Signed as a free agent with the Packers on 11/11/03...Waived by the Jacksonville Jaguars on 10/29/03...Originally selected in the 3rd round (92nd overall) of the 2000 NFL Draft.

PRO: Powerful hitter with veteran experience who averaged 83 tackles per year in his 1st 4 seasons in the NFL...Strong LB with good hands and speed...Versatile athlete who has started at both ILB and OLB and has a special teams presence.

2003: (with Jacksonville, Green Bay and Baltimore) Saw action in 8 regular season games (including 2 with the Ravens), starting 3 and 1 postseason game...Saw action on special teams, but did not record a tackle in the season finale vs. **Pit. (12/28)**...Posted 2 solo special teams tackles in **game 15 at Cle. (12/21)**...Signed by the Ravens as a free agent on 12/17...With Jacksonville: started and posted 5 tackles (1 solo) in **game 6 vs. Mia. (10/12)**...Made his 1st start of the season and recorded a team-high 7 tackles (4 solo) and 1 sack in **game 5 vs. SD (10/5)**...Also made 1 special teams tackle against the Chargers.

2002: (with Jacksonville) Started final 11 games at LB and finished 5th on team with 106 tackles (47 solo), 2 FRs, 3 PD, 3 TFL and 4 QB pressures...Had 9 or more tackles in 9 games...Missed 1st month of the season after suffering dislocated elbow in 3rd preseason game, then was suspended by the NFL for 4 games (illegal substance) on 9/6...**2002 SEASON HIGHLIGHTS:** Netted 10 tackles, 2 QB pressures and 1 FR which led to a FG in the season finale at **Ind. (12/29)**...Led team with 12 tackles in **game 15 vs. Ten. (12/22)**...Led the team with season-high 16 tackles in **game 10 at Hou. (11/17)**...Saw 1st action of the season in **game 6 at Bal. (10/20)** and amassed 9 tackles and 1 FR that led to team's only TD.

2001: (with Jacksonville) Finished 4th on team with 92 tackles (50 solo), despite playing in only 9 games, including 8 starts in a season hampered by injuries...Added 1 sack and 2 FFs...Started 6 games at WLB and 2 games at MLB before suffering a knee injury...**2001 SEASON HIGHLIGHTS:** Suffered sprained right knee in third quarter of **game 11 vs. GB (12/3)**...Underwent MRI the next day and was placed on injured reserve...Recorded 22 tackles (12 solo), the 2nd-highest single-game total in team history in **game 10 vs. Bal. (11/25)**...Added 2 TFL and 1 FF against the Ravens...Started in **game 5 vs. Buf. (10/18)** and made 5 tackles, including his **1st NFL sack** before leaving the game after suffering sprains to his right knee and ankle...Started in place of injured MLB Hardy Nickerson in **game 4 at Sea. (10/7)** and posted a game-high 15 tackles.

2000: (with Jacksonville) Saw action in all 16 games, starting 7 as a rookie...Finished the season ranked 3rd on team with 108 tackles (45 solo)...Added 20 special teams tackles (tied for 2nd on the team)...Became only the 4th Jaguar to record more than 100 tackles as a rookie...**2000 SEASON HIGHLIGHTS:** Posted 9 tackles in the season finale at **NYG (12/23)**...Started at WLB and posted 13 tackles in **game 9 at Dal. (10/29)**...Started and led the team with 13 tackles in **game 8 vs. Was. (10/22)**...Made a season-high 15 tackles in **game 7 at Ten. (10/16)**...Made his **1st NFL start** and posted 9 tackles in **game 5 vs. Pit. (10/1)**...Netted a team-high 5 special teams tackles in **game 2 at Bal. (9/10)**.

COLLEGE, PERSONAL: Overcame a rash of injuries early in his career to develop into 1 of the finest defenders in Southern Mississippi history...Three-year starter and 5-year letterman...Started 31 of 45 games played...Led team in tackles as a junior and senior...Played in Liberty and Humanitarian Bowls, and in Senior Bowl following his senior season...All-Conference USA 1st-team choice in 1998 and '99...Started all year as a senior in 1999, leading team with 138 tackles (86 solo)...Also credited with 3.5 sacks and 22 TFL...Had 2 FRs, 1 FF, and 3 PD...Shifted to MLB as a junior, leading team with a career-high 147 tackles (96 solo)...His 147 tackles ranked 5th on school's single-season list...Added 3 sacks, 15 TFL and 5 PD...Had double-figure tackles in 9 of 11 games played, including 2 games with 20

T.J. SLAUGHTER 53

tackles...Medical redshirt in 1997 because of 2 badly sprained ankles (played just 6 quarters at OLB)...Despite being hampered by injuries, started 7 of 10 games played at OLB in 1996...Recorded 83 tackles (48 solo) with 4.5 sacks, 9 TFL and 1 PD...Had 5 games with 10 or more tackles...Reserve OLB, playing in every game as a freshman in 1995...Recorded 45 tackles (28 solo) with 1 sack and 5 TFL...Graduated with a degree in business administration...Attended John Carroll (Birmingham, AL) HS...Named to the Class 5A All-State team and was also an All-Metro pick...Team's Player of the Year as a senior...Recorded 156 tackles in 13 games during his senior season and 104 tackles and 17 sacks as a junior...Also lettered in basketball and track...Runs his own website: tjslaughter.com.

2003

Game-by-Game Tackles

Jaguars, Packers and Ravens

Date/Opp.	TT	Solo	As	INT	FF	FR	Sacks	PD
9/7 @ Car.				INACTIVE				
9/14 Buf.				INACTIVE				
9/21 @ Ind.	5	3	2	0-0	0	0	0-0	0
9/28 @ Hou.	4	2	2	0-0	2	0	0-0	0
10/5 SD	7	4	3	0-0	0	0	1-5	0
10/12 Mia.	5	1	4	0-0	0	0	0-0	0
10/26 Ten.	3	3	0	0-0	0	0	0-0	0
11/16 @ TB				INACTIVE				
11/23 SF				INACTIVE				
11/27 @ Det.	0	0	0	0-0	0	0	0-0	0
12/7 Chi.				INACTIVE				
12/21 @ Cle.				SAW ACTION ON SPECIAL TEAMS				
12/28 vs. Pit.				SAW ACTION ON SPECIAL TEAMS				
Totals	24	13	11	0-0	2	0	1-5	0
Playoffs								
1/3/04 vs. Ten.				SAW ACTION ON SPECIAL TEAMS				
Totals	0	0	0	0-0	0	0	0-0	0

2001

Game-by-Game Tackles

Jaguars

Date/Opp.	TT	Solo	As	INT	FF	FR	Sacks	PD
9/9 Pit.	5	1	4	0-0	0	0	0-0	0
9/23 Ten.	12	9	3	0-0	0	0	0-0	0
9/30 Cle.	9	5	4	0-0	0	0	0-0	0
10/7 @ Sea.	15	7	8	0	1	0	0-0	0
10/18 Buf.	5	4	1	0-0	0	0	1-11	1
10/28 @ Bal.				INACTIVE				
11/4 @ Ten.				INACTIVE				
11/11 Cin.	8	5	3	0-0	0	0	0-0	0
11/18 @ Pit.	12	5	7	0-0	0	0	0-0	0
11/25 Bal.	22	12	10	0-0	1	0	0-0	0
12/3 GB	4	2	2	0-0	0	0	0-0	0
12/9 @ Cin.				INACTIVE				
12/16 @ Cle.				INJURED RESERVE - KNEE				
12/23 @ Min.				INJURED RESERVE - KNEE				
12/30 KC				INJURED RESERVE - KNEE				
1/6 @ Chi.				INJURED RESERVE - KNEE				
Totals	92	50	42	0-0	2	0	1-11	1

2002

Game-by-Game Tackles

Jaguars

Date/Opp.	TT	Solo	As	INT	FF	FR	Sacks	PD
9/8 Ind.				INACTIVE - ELBOW/SUSPENDED				
9/15 @ KC				INACTIVE - ELBOW/SUSPENDED				
9/29 NYJ				INACTIVE - ELBOW/SUSPENDED				
10/6 Phi.				INACTIVE - ELBOW/SUSPENDED				
10/13 @ Ten.				INACTIVE				
10/20 @ Bal.	9	2	7	0-0	0	1	0-0	0
10/27 Hou.	11	5	6	0-0	0	0	0-0	1
11/3 @ NYG	10	2	8	0-0	0	0	0-0	1
11/10 Was.	10	8	2	0-0	0	0	0-0	0
11/17 @ Hou.	16	8	8	0-0	0	0	0-0	0
11/24 @ Dal.	11	7	4	0-0	0	0	0-0	1
12/1 Pit.	4	1	3	0-0	0	0	0-0	0
12/18 Cle.	4	3	1	0-0	0	0	0-0	0
12/15 @ Cin.	9	5	4	0-0	0	0	0-0	0
12/22 Ten.	12	2	10	0-0	0	0	0-0	0
12/29 @ Ind.	10	4	6	0-0	0	1	0-0	0
Totals	106	47	59	0-0	0	2	0-0	3

2000

Game-by-Game Tackles

Jaguars

Date/Opp.	TT	Solo	As	INT	FF	FR	Sacks	PD
9/3 @ Cle.	0	0	0	0-0	0	0	0-0	0
9/10 @ Bal.	0	0	0	0-0	0	0	0-0	0
9/17 Cin.	0	0	0	0-0	0	0	0-0	0
9/25 @ Ind.	4	3	1	0-0	0	0	0-0	0
10/1 Pit.	9	2	7	0-0	0	0	0-0	0
10/8 Bal.	11	1	10	0-0	0	0	0-0	0
10/16 @ Ten.	15	8	7	0-0	0	0	0-0	0
10/22 Was.	13	7	6	0-0	0	0	0-0	0
10/29 @ Dal.	13	3	10	0-0	0	0	0-0	0
11/12 Sea.	9	4	5	0-0	0	0	0-0	2
11/19 @ Pit.	5	2	3	0-0	0	0	0-0	0
11/26 Ten.	5	3	2	0-0	0	0	0-0	0
12/3 Cle.	7	4	3	0-0	0	0	0-0	0
12/10 Ari.	3	0	3	0-0	0	0	0-0	0
12/17 @ Cin.	5	1	4	0-0	0	0	0-0	0
12/23 @ NYG	9	7	2	0-0	0	0	0-0	0
Totals	108	45	63	0-0	0	0	0-0	2

T.J. SLAUGHTER

REGULAR SEASON

Year	TT	Solo	AS	INTs	FR	FF	TDs	Sacks	PD
<i>Jacksonville</i>									
2000	108	45	63	0-0	0	0	0	0-0	2
2001	92	50	42	0-0	0	2	0	1-11	1
2002	106	47	59	0-0	2	0	0	0-0	3
Totals	306	142	164	0-0	2	2	0	1-11	6
<i>Jacksonville, Green Bay, Baltimore</i>									
2003	24	13	11	0-0	0	2	0	1-5	0
Totals	24	13	11	0-0	0	2	0	1-5	0
Career	330	155	175	0-0	2	4	0	2-16	6

T.J. SLAUGHTER



MUSA SMITH

RUNNING BACK

YEARS IN NFL: 2

HT: 6'0" WT: 232

COLLEGE: Georgia

HS: West Perry (PA)

BORN: 5/31/82, Elliottsburg, PA

CHAINED RAVENS: Draft 3 (77th), 2003

32

GAMES PLAYED/STARTED: (2003, 11/0) Total 11/0

Playoffs (2003, 1/0) Total 1/0

TRANSACTIONS: Musa Smith was selected with the 77th overall pick in the 3rd round of the 2003 NFL Draft...Smith was the 3rd of 23 RBs taken in '03 draft and only the 4th RB taken in franchise history (Jay Graham in 1997, Jamal Lewis in 2000 and Chester Taylor in 2002).

PRO: Outstanding open field runner who has power to run inside the tackles...Provides superior depth to the RB position...Smith is the 1st Georgia player picked by the Ravens in the team's 9-year history...Saw action in 11 regular season games and 1 postseason game in 2003...Missed the 1st 5 games of the season due to a knee injury suffered in training camp...Rushed 9 times for 31 yards and 2 TDs as a rookie...Also posted 10 special teams tackles and returned 2 kicks for 17 yards.

2003: Saw action in 11 regular season games, and 1 postseason game...Missed the 1st 5 games of the season due to a knee injury suffered in training camp...Rushed 9 times for 31 yards and 2 TDs...Also posted 10 special teams tackles and returned 2 kicks for 17 yards...**2003 SEASON HIGHLIGHTS:** Saw action on special teams in the Wild Card loss vs. Ten. (1/3/04) and led the team with 4 special teams tackles...Played on special teams, but did not record a tackle in the season finale vs. Pit. (12/28)...Saw action from scrimmage and on special teams in a 35-0 victory in game 15 at Cle. (12/21)...Carried the ball 4 times for 21 yards, including an 11-yard TD run, and had a solo special teams tackle against the Browns...Saw the 1st action of his career from scrimmage and carried the ball 5 times for 10 yards, including the 1st TD of his career, in game 12 vs. SF (11/30)...Also had 2 special teams tackles against the 49ers...Saw action on special teams, the 1st game of his NFL career in game 6 at Cin. (10/19) and recorded 1 special teams tackle...Smith had 1 KOR for 15 yards against the Bengals.

OFF THE FIELD

Musa, along with other Ravens players, was a guest speaker at the Ravens' R.I.S.E. program at Booker T. Washington Middle School. Ravens players spoke to students and discussed how to Realize, Improve, Share and Expand (R.I.S.E.) their talents.

COLLEGE, PERSONAL: Only the 11th player in school history to rush for over 2,000 yards in a career (ranks 8th on the Bulldogs' all-time record list)...A consummate team player who shared tailback duties earlier in his career, he emerged as a punishing inside force for the Bulldogs in 2002...Finished his career with 454 carries for 2,202 yards (4.9 avg.) and 19 TDs, starting 18 of 31 games...Known for his clutch receiving skills, he gained 187 yards on 27 catches (6.9 avg.)...Associated Press and Atlanta Journal-Constitution All-SEC 1st-team selection, adding 2nd-team honors from the league's coaches as a junior...Recipient of the Hugar and Elizabeth Wilkes Endowed Football Scholarship...Was a major part of a Georgia offense that ranked 1st in the SEC and 22nd nationally in scoring offense (32.6 points per game), 3rd in passing offense (254.6 passing yards per game), and 4th in total offense (393.3)...Started every game but 1...Gained a career-high 1,324 yards with 8 TDs on 260 carries (5.1 avg.)...Only Garrison Hearst (1,594 yards in 1992) and Herschel Walker (1,616 in 1980; 1,891 in 1981; 1,752 in 1982) ran for more yards in a season for the Bulldogs...Caught 15 passes for 107 yards (7.1 avg.)...Gained over 100 yards rushing 9 times...Against Mississippi, carried a career-high 37 times (8th on Georgia's game-record list) for 148 yards...Appeared in 9 games, starting 5, during an injury-plagued sophomore season...Carried 119 times for 548 yards (4.6 avg.) and 6 TDs...Added 87 yards on 10 catches (8.7 avg.)...Bothered

MUSA SMITH 32

most of the second half of the year by a hip flexor/groin injury and missed 2 games, while seeing limited action vs. Florida, Auburn and Georgia Tech...Freshman All-American 3rd-team pick by *The Sporting News*...*Knoxville News Sentinel* SEC All-Freshman team choice...Played in 9 games, starting the final 2...Carried 75 times for 330 yards (4.4 avg.) and 5 TDs...Also returned 4 kickoffs for 93 yards (23.3 avg.)...Named *USA Today* Honorable Mention All-USA...*SuperPrep* All-American and was a finalist for Pennsylvania Player of the Year, playing for West Perry (PA) HS...Pennsylvania Big School All-State 1st-team, *Carlisle Sentinel* Player of the Year and Mid-Pennsylvania Capital Division Offensive MVP...Rushed for 2,041 yards and 32 TDs on 214 carries (9.5 avg.) as a senior...Gained more than 200 yards in a game 4 times...Three-year starter who rushed for 4,117 career yards on 478 carries (8.6 avg.) and 54 TDs...Brother, John, who visited the Ravens in June ('04), was injured in Iraq and was awarded the Purple Heart...Led the team to the District 3-A finals in his senior season...Full name: Musa Smith.

2003 Game-By-Game

Ravens

RUSHING

Date/Opp.	No	Yds	Avg	LG	TD	RECEIVING	No	Yds	Avg	LG	TD
9/7 @ Pit.						INACTIVE - KNEE					
9/14 vs. Cle.						INACTIVE - KNEE					
9/21 @ SD						INACTIVE - KNEE					
9/28 vs. KC						INACTIVE - KNEE					
10/12 @ Ari.						INACTIVE - KNEE					
10/19 @ Cin.						SAW ACTION ON SPECIAL TEAMS					
10/26 vs. Den.						SAW ACTION ON SPECIAL TEAMS					
11/2 vs. Jax.						SAW ACTION ON SPECIAL TEAMS					
11/9 @ STL						SAW ACTION ON SPECIAL TEAMS					
11/16 @ Mia.						SAW ACTION ON SPECIAL TEAMS					
11/23 vs. Sea.						SAW ACTION ON SPECIAL TEAMS					
11/30 vs. SF	5	10	2.0	3	1		0	0	0	0	0
12/7 vs. Cin.						SAW ACTION ON SPECIAL TEAMS					
12/14 @ Oak.						SAW ACTION ON SPECIAL TEAMS					
12/21 at Cle.	4	21	5.3	11	1		0	0	0	0	0
12/28 vs. Pit.						SAW ACTION ON SPECIAL TEAMS					
Totals	9	31	3.4	11t	2		0	0	0.0	0	0

Playoffs

1/3/04 vs. Ten.						SAW ACTION ON SPECIAL TEAMS					
Totals	0	0	0	0	0		0	0	0.0	0	0

"I feel very good about it. Musa [Smith] can be a number one back. The size, the speed, the want-to. He's got it. Chester [Taylor] is going in his third year. He is past his rookie syndrome, past sophmoreitis and he knows what is going on and what this is all about and what his responsibilities are. We expect a lot out of him as well."

-Head Coach Brian Billick On the depth at RB, behind Jamal Lewis

MUSA SMITH

REGULAR SEASON...

RUSHING

Year	No.	Yards	Avg.	LG	TD
2003	9	31	3.4	11t	2
Totals	9	31	3.4	11t	2

RECEIVING

No.	Yards	Avg.	LG	TD
0	0	0.0	0	0
0	0	0.0	0	0

SPECIAL TEAMS TACKLES (10): 2003 (10)

CAREER SINGLE-GAME HIGHS (regular season)

RUSHING:

Carries:

5 (11/30/03 vs. SF)

Yards:

21 (12/21/03 at Cle.)

Long:

11t (12/21/03 at Cle.)

Touchdowns:

1 (twice - last: 12/21/03 at Cle.)

MUSA SMITH



TRENT SMITH

TIGHT END

YEARS IN NFL: 2

HT: 6'5" WT: 245

COLLEGE: Oklahoma

HS: Clinton (OK)

BORN: 9/15/79, Norman, OK

JOINED RAVENS: Draft 7a (223rd), 2003

88

GAMES PLAYED/STARTED: (2003, IR) Total 0/0

TRANSACTIONS: Trent Smith was selected with the 223rd overall pick in the 7th round of the 2003 NFL Draft...Is the 4th TE drafted by the Ravens in franchise history (Cam Quayle in 1998, Todd Heap in 2001 and Terry Jones in 2002), and the 3rd player from Oklahoma drafted by Baltimore.


PRO: Explosive off the line with great route-running ability and soft hands...Showed in 2003 training camp and briefly in preseason games a knack for big plays...Pulled in 1 reception for 39 yards and broke his leg on the same play in the Ravens' 1st preseason game against the Buffalo Bills (8/9/03)...Placed on Injured Reserve on 8/25/03.

2003: Placed on Injured Reserve on 8/25/03 after hauling in a reception for 39 yards and broke his leg on the same play in the Ravens' 1st preseason game vs. Buf. (8/9).

COLLEGE, PERSONAL: Played in 51 games, starting 45, during his 4 years at Oklahoma...Shattered school career-records with 154 receptions for 1,445 yards (9.4 avg) and 16 TDs, topping the previous marks of 114 catches by Eddie Hinton (1966-68) and 13 TDs by Keith Jackson (1984-87)...His 1,445 yards rank 6th on the Sooners' all-time record list...Was a *John Mackey Award* finalist and All-American selection as a junior...Established school season-records for receiving with 61 receptions for 564 yards and 6 TDs in 2001...AP All-Big 12 1st-team selection as a senior...Started every game, *leading the team for the 2nd-straight year* with 46 receptions for 396 yards (8.6 avg) and 5 TDs...Also recorded 4 tackles on special teams...Finalist for the John Mackey Award, given to the nation's top TE as a junior...Second-team All-American selection by *The Sporting News*...All-Big 12, 2nd-team choice by the AP, Big 12 Coaches, *Dallas Morning News* and *Fort Worth Star-Telegram*...Team Offensive MVP...*Led the nation's TEs in receptions, receptions per game and receiving yards*...*Set OU's single-season record for receptions with 61*, eclipsing the 33-year-old mark of 60 set by Eddie Hinton in 1968...Gained 564 yards (9.2 avg) and led the team with 6 TD receptions...Gained 50 yards on 5 receptions vs. North Texas...Set school game-records with 11 catches and 4 TDs on 70 yards receiving against Kansas...His 11 grabs topped the old school mark of 10 by Jarraill Jackson (vs. Mississippi, 1999), Gordon Brown (vs. Oklahoma State, 1965) and Eddie Hinton (vs. Oklahoma State, 1968)...His 4 scoring receptions surpassed the previous OU record of 3 TDs by Curtis Fagan (vs. Baylor, 2000) and Jack Lockett (vs. Oklahoma State, 1965)...Started 12 games, only missing the Oklahoma State game as a sophomore...All-Big 12 honorable mention by the league's coaches and the AP...Finished with 29 receptions for 310 yards (10.7 avg) and 3 TDs...*Named ABC's Player of the Game after hauling in 8 receptions for 96 yards and a 1-yard TD against Kansas State in the Big 12 Championship*...Named Freshman All-American 3rd-team by *The Sporting News*...Started the final 7 games, catching 18 passes for 175 yards (9.7 avg) and 2 TDs...Redshirted as a true freshman in 1998...The top-rated TE prospect in the Big 12 region and 4th-rated TE in the nation by *PrepStar* out of Clinton (OK) HS...Led his squad to the Class 4A state championship as a junior and senior...Had 30 receptions as a senior for 633 yards and 8 TDs...Recorded 76 receptions and 12 TDs for his career...Had 70 tackles as a DT his senior year...Rated by many as the 2nd-best overall prospect in the state of Oklahoma...Aviation major at Oklahoma...Earned his pilot's license...Has a black belt in Tae-Kwon-Do and won a national championship at the age of 8...Was also a 2-time Oklahoma state champion and Kansas state champion before the age of 12...Full name: Darrell Trent Smith.

OFF THE FIELD

Trent participated in the "Tackling Obesity" program with Congressman Elijah Cummings at Booker T. Washington Middle School this offseason. Students were challenged to exercise more and eat healthier foods.



MIKE SOLWOLD
LONG SNAPPER
 YEARS IN NFL: 4
 HT: 6'6" WT: 244
 COLLEGE: Wisconsin
 HS: Arrowhead (Hartland, WI)
 BORN: 9/30/77, Menomonee Falls, WI
 JOINED RAVENS: Free Agent, 2003

43

GAMES PLAYED/STARTED: (2001, 8/0); (2002, 4/0); (2003, 0/0) **TOTAL 12/0**

PLAYOFFS: (2002, 0/0); (2003, 0/0) **TOTAL 0/0**

TRANSACTIONS: Re-signed with the Baltimore Ravens on 3/5/04...Signed to the Ravens' active roster from the practice squad on 12/8/03...Signed to the Ravens' practice squad on 9/1/03...Waived by the Ravens on 8/25/03...Signed with the Ravens as free agent on 6/9/03...Contract with the Tampa Bay Buccaneers expired on 2/28/03...Signed with the Buccaneers on 5/6/02...Waived by the Dallas Cowboys on 4/23/02...Re-signed by the Cowboys on 11/14/01...Waived by Dallas on 9/3/01...Claimed off waivers by the Cowboys on 8/28/01...Waived by the Minnesota Vikings on 8/27/01...Originally signed as a rookie free agent with Minnesota on 4/25/01.


PRO: Solid long snapper with good ball speed and placement...Handles both punt and PK snapping and has good coverage skills...Can also play TE.

2003: (with Baltimore) Was inactive in the Wild Card loss vs. Ten. (1/3/04)...Was inactive in the season finale vs. Pit. (12/28), game 15 at Cle. (12/21) and game 14 at Oak. (12/14).

2002: (with Tampa Bay) Saw action in 4 games at LS...Snapped for punts in the 1st 4 games of the season...Was placed on IR (foot) on 10/1.

2001: (with Dallas) Saw action in 8 games with Dallas...Served as the team's LS and recorded 1 special teams tackle.

COLLEGE, PERSONAL: Played on back-to-back Big Ten and Rose Bowl Championship teams at Wisconsin (1997-2000)...Saw action in all 13 games as a redshirt senior and snapped for all punts...Snapped to Kevin Stemke, who led the nation in net punting and was the winner of the inaugural Ray Guy Award, given to the top punter in the nation...Also had 3 special teams tackles as a senior...Snapped in all 12 games as a redshirt junior...Snapped for all punting and place kicking as a junior...Was a key element in the Badgers' league-best kicking game, which scored 94 points behind All-big Ten K Vitaly Pisetsky...Long-snapped for a streak of 14 consecutive FGs made, which set a school record and tied for 2nd-best in Big Ten history...Posted 2 special teams tackles on the year...Was also a reserve TE for the Badgers...Served as the backup LS as a sophomore and played TE on the scout team...Played TE at Arrowhead (Hartland, WI) HS...Prep Football, *The Sporting News*, *National Recruiting Advisor*, *Schutt Sports Group* and *Super Prep* All-American honoree as a senior...Starter on back-to-back Wisconsin D-1 High School State Championship teams (1993 and 1994)...Gatorade state player of the year...Captain and team MVP as a senior...Played in the Wisconsin Shrine Game...Finished with 39 career receptions...Mike completed an internship at the National Museum of American History, Smithsonian Institute during the 2004 offseason. He handled and helped place artifacts, plus he wrote scripts for the "Sports in America: Breaking records and Barriers" exhibit. Full name: Michael Stuart Solwold.



OFF THE FIELD

Mike completed an internship at the National Museum of American History at Smithsonian Institution, during the 2004 offseason. He handled and helped place artifacts, plus he wrote scripts for the "Sports in America: Breaking Records and Barriers" exhibit.



KORDELL STEWART
QUARTERBACK
 YEARS IN NFL: 10
 HT: 6'1" WT: 218
 COLLEGE: Colorado
 HS: John Ehret (Marrero, LA)
 BORN: 10/16/72, New Orleans, LA
 JOINED RAVENS: Free Agent, 2004

10

GAMES PLAYED/STARTED: (1995, 10/2); (1996, 16/2); (1997, 16/16); (1998, 16/16); (1999, 16/12); (2000, 16/11); (2001, 16/16); (2002, 7/5); (2003, 9/7) **TOTAL 122/87**

Playoffs (1995, 3/0); (1996, 2/0); (1997, 2/2); (2001, 2/2) **TOTAL 9/4**

TRANSACTIONS: Kordell Stewart was signed as a free agent by the Baltimore Ravens on 6/3/04...Terminated (vested veteran) by the Chicago Bears on 3/1/04...Signed as a free agent by the Bears on 3/14/03...Terminated (vested veteran) by the Pittsburgh Steelers on 2/26/03...Originally drafted by the Steelers in the 2nd round (60th overall) in the 1995 NFL Draft.

PRO: Pro Bowl, strong-armed, veteran QB with 122 games of NFL experience...Has exceptional mobility, leading all active NFL QBs with 38 career rushing TDs...As a starting QB, owns a 48-34 regular season record, including a 46-29 record with the Steelers and 2 AFC Championship Game berths during his 8 years in Pittsburgh...Finished Steelers career as the all-time franchise leader in rushing yardage among QBs (2,545) and overall rushing avg. (5.1) while ranking 2nd all-time in passing yards, attempts, completions and TDs...Ranks 3rd in Pittsburgh annals in completion percentage and QB rating, but ahead of Terry Bradshaw – the team record-holder in every other passing category...Pittsburgh was 16-4 overall when he threw and rushed for TDs in the same game...Earned his *1st-career Pro Bowl* selection and team MVP honors in 2001 while leading the Steelers to the AFC title game and establishing a single-season career high with 3,109 passing yards...Set the single-season franchise record for total TDs with 32 (21 passing, 11 rushing) in 1997 while leading team to its 2nd straight AFC title game in his 1st season as a starter...His 11 rushing TDs as a QB in '97 ranks 2nd in NFL history to Patriot Steve Grogan's 12 rushing TDs in 1976...Earned the 'Slash' moniker (given to him by Steeler head coach Bill Cowher as a rookie) for contributing as a WR/RB while being eased into the QB position during his 1st 2 NFL seasons ('95 and '96)...Compiled 31 receptions for 528 yards and 4 TDs, plus 54 rush attempts for 257 yards and 6 TDs during those 2 campaigns while completing 16-of-37 passes for 160 yards and 1 TD...Compiled a 7-1 record against the Ravens while playing with the Steelers.

OFF THE FIELD
 Kordell is a big supporter of Children's hospitals, and makes numerous visits to sick children. He also hosts children from the Make-A-Wish foundation.

2003: (with Chicago) Saw action in 9 games, starting 7...Led Chicago in completions (126), passing yards (1,418) and attempts (251), and TD passes (7)...Ranked 2nd on the team with 290 rushing yards, 59 carries, and 3 rushing TDs...**2003 SEASON HIGHLIGHTS:** Started and was 17-of-40 for 256 yards and 1 TD (season-long 61-yarder) in **game 13 at GB (12/7)**...Was 22-of-37 for a *season-high 284 yards* and accounted for 3 TDs (2 passing, 1 rushing) in **game 13 vs. Ari. (11/30)**...Completed 10-of-21 passes for 152 with 1 TD and 0 INTs while rushing 9 times for 42 yards in **game 5 at NO (10/12)**.

2002: (with Pittsburgh) Saw action in 7 games, starting 5 and completed 65.7% of his passes (266-of-442) for 1,155 yards, 6 TDs and 6 INTs in his final year with the Steelers...Started games 1-3 and 11-12...**2002 SEASON HIGHLIGHTS:** Rolled up a season-high 286 yards of total offense in **game 12 at Jax. (12/1)**, scoring Pittsburgh's only TD on a 28-yard run while completing 16-of-26 passes for 202 yards and rushing 12 times for 84 yards...Started in **game 11 vs. Cin. (11/24)** and completed 22-of-26 passes (84.6%) for 236 yards and 1 TD...Also rushed 10 times for 40 yards...Started in the **season opener at NE (9/9)** and completed 24-of-37 passes for 242 yards and 1 TD and 3 INTs; also had 1 rushing TD.

2001: (with Pittsburgh) Earned team MVP honors and was named to his *1st Pro Bowl*...Was Pittsburgh's 1st Pro Bowl QB since Neil O'Donnell in 1993...Posted career-high passing totals of 266 completions and 3,109 yards while starting all 16 games, plus both playoff contests...**2001 SEASON HIGHLIGHTS:** Led Steelers to 1st playoff win since 1997 in the **Divisional Playoff vs. Bal. (1/20/02)**, throwing for 154 yards with 1 TD and 1 INT and running for 30 more...Set a career-high

KORDELL STEWART 10

with 333 passing yards in **game 13 at Bal. (12/16)** on 20-of-31 passes with 2 TDs, including franchise record-tying 90-yard pass play...Also rushed 10 times for 55 yards...Produced 3 TDs and over 300 total yards in **game 10 at Ten. (11/25)** while completing 19-of-31 passes for 254 yards and 2 TDs while rushing for 54 yards on 8 carries, including a 48-yard TD...Threw 1 TD and rushed for another while passing for 266 yards (21-of-33) in **game 9 vs. Jax. (11/18)**...He also rushed 5 times for 50 yards.

2000: (with Pittsburgh) Took over Pittsburgh's starting QB position, playing in all 16 games, while starting 11...Led the Steelers with 1,860 yards on 151-of-289 passing with 11 TDs and 8 INTs...Was also Pittsburgh's 2nd-leading rusher with 426 yards and 7 TDs on 78 carries...**2000 SEASON HIGHLIGHTS:** Led the team with 81 rushing yards and 2 TDs on 10 carries in **game 16 at SD (12/24)**...Also 16-of-32 for 190 yards and 1 TD passing...Was 20-of-34 for a season-high 224 yards and 1 TD passing in **game 14 at NYG (12/10)**...Posted a season-high 125.4 QB rating in **game 12 at Cin. (11/26)** on 11-of-20 passing for 182 yards with season-high 3 TDs...Also rushed 6 times for 31 yards and 1 TD against the Bengals...Posted 247 yards of total offense with 188 passing (13-of-27, 1 TD) and team-high 59 rushing, including season-long 45-yard TD in **game 11 vs. Jax. (11/19)**.

1999: (with Pittsburgh) Started at QB for the 1st 11 games of the season before being moved to WR for the final 5 contests...Was the team-leader with 275 pass attempts and 160 completions and was 2nd with 1,464 yards and 6 TDs...His 256 rushing yards ranked 2nd on the team...**1999 SEASON HIGHLIGHTS:** Started his 1st game at WR since 9/29/96, and caught 2 passes for 21 yards after a 5-yard run on the 1st play of the game in **game 14 at KC (12/18)**...Posted a season-high 4 receptions for 71 yards in **game 13 vs. Bal. (12/12)**, including 11-yard TD from Tomeczak; completed his only pass of the game for no gain...Completed 21-of-29 passes for 216 yards and 2 TDs in **game 5 at Buf. (10/10)**...Rushed for a team-high 51 yards and 1 TD on 8 carries in **game 2 at Bal. (9/19)**...Also completed 18-of-27 passes for 138 yards against the Ravens.

1998: (with Pittsburgh) Started all 16 games QB and attempted career-high 458 passes, completing 252 for 2,560 yards, 11 TDs and 18 INTs...Rushed for 402 yards on 81 carries and 2 TDs; added a 17-yard reception...Had a streak of 6-straight (games 8-14) 200-yard passing games...**1998 SEASON HIGHLIGHTS:** Was 22-of-28 for a season-high 239 passing yards and 2 TDs in **game 10 at Ten. (11/15)**...Completed 15-of-22 for 231 yards and 1 TD in **game 9 vs. GB (11/9)** on *Monday Night Football*...Also rushed 5 times for 39 rushing and 1 TD against the Packers...Began his streak of 6-straight 200-yard passing games with 230 yards in **game 8 vs. Ten. (11/1)** on 23-of-32 passing and 2 TDs...**Rushed for career-high 103 yards**, including season-long of 56, on 7 carries in **game 6 at Cin. (10/11)** to record NFL's 1st 100-yard rushing effort by a QB since his 102-yard output vs. CAR in 1996...Also completed 13-of-22 passes for 151 yards.

1997: (with Pittsburgh) Selected as Pro Bowl alternate in his 1st season as Pittsburgh's starting QB...Started all 16 regular-season and both postseason contests...Became the 4th Steelers QB to surpass 3,000 passing yards in a season with 3,020 while completing 236-of-440 attempts for career-high 21 TDs and 17 INTs...Was the team's 2nd-leading rusher, gaining 476 yards and franchise-QB record 11 TDs on 88 carries...Was the 1st QB in NFL history to throw 20 or more TD passes and rush for at least 10 in the same season...Set NFL mark as the only player to have 2 single games with at least 2 rushing TDs and 3 passing TDs...**1997 SEASON HIGHLIGHTS:** Passed and rushed for TDs, while completing 18-of-36 passes for 201 yards and rushing for 33-yard TD to total 44 yards on 3 carries in **AFC Championship Game vs. Den. (1/1/98)**...Recorded the longest postseason TD run in team history with 40-yarder in the **Divisional Playoff vs. NE (1/3/98)**...Compiled 323 total yards (266 passing and 57 rushing) while completing a career-high 26 passes in **game 14 at NE (12/13)**...Also had 1 TD passing and 1 rushing against the Patriots...Posted a season-high 317 passing yards and 2 TDs on 25-of-42 passing in a 23-17 OT win in **game 9 vs. Jax. (10/26)**...Also had 8 rushes for 37 rushing with 1 TD against the Jaguars...His **1st-career start at QB** came in the season opener vs. Dal. (8/31) completing 13-of-28 passes for 104 yards with 1 TD.

1996: (with Pittsburgh) Voted as a Pro Bowl alternate and selected to All-Madden Team as an all-purpose threat while starting at WR in 2 games for Pittsburgh...Pulled in a **career-high 17 receptions**

"Everybody in the league recognizes you have to have a veteran presence, a guy that knows how to operate in the mode this team is right now. That is, great defense, good solid running game. There's a certain experience to playing that type of football and he certainly has it. He understands his role, but it's going to be vital the first part of the season that he's ready to step in, should something happen to Kyle."

- Head Coach Brian Billick on Kordeell Stewart

KORDELL STEWART 10

for 293 yards and 3 TDs...Also had 39 carries for 171 yards and 5 TDs, plus 11-of-30 passing for 100 yards...**1996 SEASON HIGHLIGHTS:** Rushed 9 times for 48 yards and 2 TDs in the **Wild Card Game vs. Ind. (12/29)** after relieving Mike Tomczak in the fourth quarter...Relieved Tomczak in second quarter and completed 8-of-21 passes for 77 yards in **game 16 at Car. (12/22)**...Added 102 yards rushing, his 1st-career 100-yard rushing game and the 1st ever by a Steeler QB and exploded for career-long 80-yard TD run, the longest scoring run by a QB in NFL history and 4th-longest run from scrimmage in Steelers history against the Panthers...Posted a team-high 4 catches for 40 yards, including a 16-yard TD in **game 5 vs. HOU (9/29)**.

1995: (with Pittsburgh) Named Steelers Rookie-of-the-Year while seeing spot duty at WR, RB and QB, becoming just the 7th player in the 1990s to score a passing, rushing and receiving TD in the same season...Appeared in the final 10 games of the season, including 2 starts at WR...Was a gameday inactive Games 1-5...**1995 SEASON HIGHLIGHTS:** Lined up at WR and rushed 4 times for 15 yards in **Super Bowl XXX vs. Dal. (1/28/96)**...Pulled in a season-high 6 receptions for 42 yards in the **season finale at GB (12/24)**...Relieved Neil O'Donnell and passed for season-high 41 yards (2-of-3) and capped-off scoring drive with 22-yard TD run in **game 15 vs. NE (12/16)**...Also had a season-high 25 rushing yards against the Patriots...Hauled in the Steelers longest pass play of season and 2nd-longest QB-to-QB pass play in team history with 71-yard reception from Neil O'Donnell in **game 11 at Cin. (11/19)**...Also grabbed 2 receptions for 86 yards and ran for successful 2-point conversion against the Bengals...**Made his NFL debut** as a WR in **game 8 vs. Cin. (10/19)**, but did not touch ball.

COLLEGE, PERSONAL: Finished his 4-year career (1991-94) as Colorado's most prolific passer of all-time, setting school's career records for completions (456), attempts (785), completion percentage (58.1 percent), passing yards (6,481), TDs (33), total yards (7,770), average yards per completion (13.8), total yards per game (235.5), yards per offensive play (6.36), and 300-yard passing games (6) while having only 2.4 percent of his passes intercepted...Earned 2nd-team All-American selection by the AP as a senior, capturing the Big Eight QB efficiency rating title by completing 147-of-237 passes (62.0 percent) for 2,071 yards and 10 TDs...Led the Big Eight and was 8th in the nation in total offense with 256.6-yards per game avg., while ranking 2nd in the conference with 206.6-yards per game passing...Also finished 2nd among all Buffaloes with 639 yards rushing on 122 carries (5.2 avg.) and 7 TDs...Season was highlighted by his game-winning TD pass on a 64-yard "Hail Mary" on the final play at Michigan, caught in the endzone by Michael Westbrook to give Buffaloes a 27-26 win...As a junior, set career-highs with 157 completions, 294 pass attempts for 2,299 yards and 11 TDs, while establishing a total offense mark of 2,823 yards...Also finished 3rd on team with 524 yards rushing on 102 carries and 6 TDs...Started 8-of-9 games he played in as a sophomore before suffering fractured wrist...Gained 2,109 total yards and 12 TDs on 151-of-252 passing...Completed 21-of-36 passes for 409 yards and 4 TDs in his 1st career start...Played in 2 games as a freshman rushing 18 times for 144 yards...Majored in communications...Capped off prep career at John Ehret (Marrero, LA) HS by being named the New Orleans Player-of-the-Year and Louisiana MVP as a senior...Completed 51-of-109 passes for 942 yards and 17 TDs with only 4 INTs as a senior while adding 943 yards rushing for 23 TDs...As a junior, passed for 1,645 yards and 19 TDs and rushed for 522 yards and 10 TDs as a junior...Kordell is a big supporter of Children's hospitals, and makes numerous visits to sick children. He also hosts children from the Make-A-Wish foundation...Full name: Kordell Stewart.

2003 Game-by-Game Bears

PASSING

Date/Opp.	Att.	Comp.	Pct.	Yards	Att.	TD	Int.	Pct.	LG	Sack/ Yards	Rating	RUSHING Att.	Yards	Avg.	LG	TD
9/7 @ SF	34	14	41.2	95	2.8	1	3	8.8	15	5-23	21.9	6	21	3.5	8	0
9/14 @ Min.	21	13	61.9	137	6.5	1	0	0.0	49	3-17	96.7	6	25	4.2	25	0
9/29 GB	44	25	56.8	201	4.6	0	2	4.6	22	5-21	49.5	12	71	5.9	15	1
10/5 Oak.	24	13	54.2	160	6.7	1	2	8.3	48	2-16	54.2	9	52	5.8	16	0
10/12 @ NO	21	10	47.6	152	7.2	1	0	0.0	36	3-21	87.8	9	42	4.7	11	0
10/19 @ Sea.										INACTIVE						
10/26 Det.										INACTIVE						
11/2 SD										INACTIVE						
11/9 @ Det.										DID NOT PLAY						
11/16 STL										DID NOT PLAY						
11/23 @ Den.	15	7	46.7	47	3.1	0	0	0.0	14	1-7	54.0	8	29	3.6	11	1
11/30 Ari.	37	22	59.5	284	7.7	2	0	0.0	57	3-16	101.6	5	26	5.2	12	1
12/7 @ GB	40	17	42.5	256	6.4	1	3	7.5	61	3-25	41.3	3	22	7.3	16	0
12/14 Min.										DID NOT PLAY						
12/21 Was.										DID NOT PLAY						
12/28 @ KC	15	5	33.3	86	5.7	0	2	13.3	26	0-0	14.2	1	2	2.0	2	0
Totals	251	126	50.2	1418	5.6	7	12	4.8	611	25-146	56.8	59	290	4.9	25	3

KORDELL STEWART

KORDELL STEWART 10

2002

Game-by-Game

Steelers

PASSING

Date/Opp.	Att.	Comp.	Pct.	Yards	Att.	TD	Int.	Pct.	LG	Sack/ Yards	Rating	RUSHING Att.	Yards	Avg.	LG	TD
9/9 @ NE	37	24	64.9	242	6.5	1	3	8.1	27	5-38	58.6	8	16	2.0	10	1
9/15 Oak.	34	18	52.9	201	5.9	2	1	2.9	34	0-0	78.2	3	10	3.3	11	0
9/29 Cle.	25	15	60.0	143	5.7	0	1	4.0	29	0-0	59.2	7	30	4.3	9	0
10/6 @ NO	DID NOT PLAY															
10/13 @ Cin.	DID NOT PLAY															
10/21 Ind.	DID NOT PLAY															
10/27 @ Bal.	1	1	100.0	7	7.0	0	0	0.0	7	0-0	95.8	1	0	0.0	0	0
11/3 @ Cle.	DID NOT PLAY															
11/10 Atl.	DID NOT PLAY															
11/17 @ Ten.	17	13	76.5	124	7.3	2	0	0.0	27	0-0	135.4	1	11	11.0	11	0
11/24 Cin.	26	22	84.5	239	9.2	1	0	0.0	64	1-1	117.3	10	40	4.0	12	0
12/1 @ Jax.	26	16	61.5	202	7.8	0	1	3.9	54	1-7	69.7	12	84	7.0	28	1
12/8 Hou.	DID NOT PLAY															
12/15 Car.	DID NOT PLAY															
12/23 @ TB	DID NOT PLAY															
12/29 Bal.	DID NOT PLAY															
Totals	166	109	65.7	1158	6.9	6	6	3.6	64	7-46	82.8	42	191	4.5	28	2

Playoffs

1/5 Cle.	DID NOT PLAY															
1/11 @ Ten.	DID NOT PLAY															
Totals	0	0	0.0	0	0.0	0	0	0.0	0	0-0	0.0	0	0	0.0	0	0

2001

Game-by-Game

Steelers

PASSING

Date/Opp.	Att.	Comp.	Pct.	Yards	Att.	TD	Int.	Pct.	LG	Sack/ Yards	Rating	RUSHING Att.	Yards	Avg.	LG	TD
9/9 @ Jax.	37	21	56.8	181	4.9	0	2	5.4	34	3-20	47.2	6	31	5.2	15	0
9/30 @ Buf.	22	15	68.2	107	4.9	0	0	0.0	17	2-7	79.2	3	(3)	(1)	(1)	0
10/7 Cin.	24	15	62.5	151	6.3	0	0	0.0	24	2-13	80.4	9	61	6.8	23	1
10/14 @ KC	25	15	60.0	141	5.6	1	0	0.0	23	3-28	88.9	7	47	6.7	14	0
10/21 @ TB	16	10	62.5	100	6.3	0	2	12.5	22	2-8	40.6	7	32	4.6	16	0
10/29 Ten.	22	13	59.1	232	10.6	1	0	0.0	43	3-17	110.4	4	8	2.0	7	1
11/4 Bal.	37	22	59.5	236	6.4	1	0	0.0	21	2-11	87.2	8	31	3.9	11	0
11/11 @ Cle.	32	18	56.3	188	5.8	0	0	0.0	62	1-4	73.4	7	65	9.3	40	0
11/18 Jax.	33	21	63.6	266	8.1	1	0	0.0	40	2-9	98.8	5	50	10.0	19	1
11/25 @ Ten.	31	19	61.3	254	8.2	2	0	0.0	35	1-7	108.8	8	54	6.8	48	1
12/2 Min.	19	13	68.4	157	8.3	0	1	5.3	24	0-0	71.6	7	9	1.3	21	0
12/9 NYJ	36	20	55.6	214	5.9	0	0	0.0	29	1-3	71.3	7	36	5.1	21	0
12/16 @ Bal.	31	20	64.5	333	10.7	2	0	0.0	90	3-15	122.1	10	55	5.5	13	0
12/23 Det.	26	17	65.4	226	8.7	3	0	0.0	54	1-12	131.2	4	22	5.5	19	1
12/30 @ Cin.	35	19	54.3	251	7.2	3	4	11.4	42	2-11	66.2	0	0	0.0	0	0
1/6 Cle.	16	8	50.0	72	4.5	0	2	12.5	20	1-10	22.9	4	38	9.5	16	0
Totals	442	266	60.2	3109	7.0	14	11	2.5	90	29-175	81.7	96	537	5.8	48	5

Playoffs

1/20 Bal.	22	12	54.5	154	7.0	1	1	4.6	32	2-11	72.7	10	30	3.0	11	0
1/27 NE	42	24	57.1	255	6.1	0	3	7.2	24	3-7	45.2	8	41	5.1	34	0
Totals	64	36	56.3	409	6.4	1	4	6.3	32	5-18	54.8	18	71	3.9	34	0

2000

Game-by-Game

Steelers

PASSING

Date/Opp.	Att.	Comp.	Pct.	Yards	Att.	TD	Int.	Pct.	LG	Sack/ Yards	Rating	RUSHING Att.	Yards	Avg.	LG	TD
9/3 Bal.	1	0	0.0	0	0.0	0	0	0.0	0	0-0	39.6	1	0	0.0	0	0
9/17 @ Cle.	1	1	100.0	9	9.0	0	0	0.0	9	0-0	104.2	0	0	0.0	0	0
9/24 Ten.	4	1	25.0	6	1.5	0	0	0.0	6	0-0	39.6	2	17	8.5	16	1
10/1 @ Jax.	16	10	62.5	132	8.3	0	1	6.3	25	2-9	62.5	9	61	6.8	34	0
10/8 @ NYJ	26	17	65.4	140	5.4	1	0	0.0	15	1-3	91.8	6	33	5.5	20	0
10/15 Cin.	0	0	0.0	0	0.0	0	0	0.0	0	0-0	0.0	0	0	0.0	0	0
10/22 Cle.	13	7	53.8	74	5.7	0	0	0.0	18	2-10	70.7	6	15	2.5	8	0
10/29 @ Bal.	18	9	50.0	133	7.4	1	0	0.0	45	5-22	93.5	9	31	3.4	12	0
11/5 @ Ten.	22	7	31.8	112	5.1	1	1	4.6	30	2-19	46.0	6	31	5.2	8	0
11/12 Phi.	31	14	45.2	159	5.2	0	1	3.3	33	3-19	47.6	3	17	5.7	17	0
11/19 Jax.	27	13	48.1	188	6.9	1	2	7.4	33	5-29	52.7	6	59	9.8	45	1
11/26 @ Cin.	20	11	55.0	182	9.1	3	0	0.0	45	3-12	125.4	6	31	5.2	12	1
12/3 Oak.	23	14	60.9	136	5.9	2	0	0.0	19	2-10	106.4	3	33	11.0	17	1
12/10 @ NYG	34	20	58.8	224	6.6	1	1	2.9	36	2-7	76.1	3	8	2.7	4	0
12/16 Was.	21	11	52.4	175	8.3	0	0	0.0	33	1-1	80.5	8	9	1.1	10	0
12/24 @ SD	32	16	50.0	190	5.9	1	2	6.3	30	2-5	52.9	10	81	8.1	27	2
Totals	289	151	52.5	1860	6.4	11	8	2.8	45	30-150	73.6	78	426	5.6	45	7

KORDELL STEWART

KORDELL STEWART 10

2002

Game-by-Game

Steelers

PASSING

Date/Opp.	Att.	Comp.	Pct.	Yards	Att.	TD	Int.	Pct.	LG	Sack/ Yards	Rating	RUSHING Att.	Yards	Avg.	LG	TD
9/9 @ NE	37	24	64.9	242	6.5	1	3	8.1	27	5-38	58.6	8	16	2.0	10	1
9/15 Oak.	34	18	52.9	201	5.9	2	1	2.9	34	0-0	78.2	3	10	3.3	11	0
9/29 Cle.	25	15	60.0	143	5.7	0	1	4.0	29	0-0	59.2	7	30	4.3	9	0
10/6 @ NO										DID NOT PLAY						
10/13 @ Cin.										DID NOT PLAY						
10/21 Ind.										DID NOT PLAY						
10/27 @ Bal.	1	1	100.0	7	7.0	0	0	0.0	7	0-0	95.8	1	0	0.0	0	0
11/3 @ Cle.										DID NOT PLAY						
11/10 Atl.										DID NOT PLAY						
11/17 @ Ten.	17	13	76.5	124	7.3	2	0	0.0	27	0-0	135.4	1	11	11.0	11	0
11/24 Cin.	26	22	84.5	239	9.2	1	0	0.0	64	1-1	117.3	10	40	4.0	12	0
12/1 @ Jax.	26	16	61.5	202	7.8	0	1	3.9	54	1-7	69.7	12	84	7.0	28	1
12/8 Hou.										DID NOT PLAY						
12/15 Car.										DID NOT PLAY						
12/23 @ TB										DID NOT PLAY						
12/29 Bal.										DID NOT PLAY						
Totals	166	109	65.7	1158	6.9	6	6	3.6	64	7-46	82.8	42	191	4.5	28	2

Playoffs

1/5 Cle.

1/11 @ Ten.

Totals

2001

Game-by-Game

Steelers

PASSING

Date/Opp.	Att.	Comp.	Pct.	Yards	Att.	TD	Int.	Pct.	LG	Sack/ Yards	Rating	RUSHING Att.	Yards	Avg.	LG	TD
9/9 @ Jax.	37	21	56.8	181	4.9	0	2	5.4	34	3-20	47.2	6	31	5.2	15	0
9/30 @ Buf.	22	15	68.2	107	4.9	0	0	0.0	17	2-7	79.2	3	(3)	(1)	(1)	0
10/7 Cin.	24	15	62.5	151	6.3	0	0	0.0	24	2-13	80.4	9	61	6.8	23	1
10/14 @ KC	25	15	60.0	141	5.6	1	0	0.0	23	3-28	88.9	7	47	6.7	14	0
10/21 @ TB	16	10	62.5	100	6.3	0	2	12.5	22	2-8	40.6	7	32	4.6	16	0
10/29 Ten.	22	13	59.1	232	10.6	1	0	0.0	43	3-17	110.4	4	8	2.0	7	1
11/4 Bal.	37	22	59.5	236	6.4	1	0	0.0	21	2-11	87.2	8	31	3.9	11	0
11/11 @ Cle.	32	18	56.3	188	5.8	0	0	0.0	62	1-4	73.4	7	65	9.3	40	0
11/18 Jax.	33	21	63.6	266	8.1	1	0	0.0	40	2-9	98.8	5	50	10.0	19	1
11/25 @ Ten.	31	19	61.3	254	8.2	2	0	0.0	35	1-7	108.8	8	54	6.8	48	1
12/2 Min.	19	13	68.4	157	8.3	0	1	5.3	24	0-0	71.6	7	9	1.3	21	0
12/9 NYJ	36	20	55.6	214	5.9	0	0	0.0	29	1-3	71.3	7	36	5.1	21	0
12/16 @ Bal.	31	20	64.5	333	10.7	2	0	0.0	90	3-15	122.1	10	55	5.5	13	0
12/23 Det.	26	17	65.4	226	8.7	3	0	0.0	54	1-12	131.2	4	22	5.5	19	1
12/30 @ Cin.	35	19	54.3	251	7.2	3	4	11.4	42	2-11	66.2	0	0	0.0	0	0
1/6 Cle.	16	8	50.0	72	4.5	0	2	12.5	20	1-10	22.9	4	38	9.5	16	0
Totals	442	266	60.2	3109	7.0	14	11	2.5	90	29-175	81.7	96	537	5.8	48	5

Playoffs

1/20 Bal.

1/27 NE

Totals

2000

Game-by-Game

Steelers

PASSING

Date/Opp.	Att.	Comp.	Pct.	Yards	Att.	TD	Int.	Pct.	LG	Sack/ Yards	Rating	RUSHING Att.	Yards	Avg.	LG	TD
9/3 Bal.	1	0	0.0	0	0.0	0	0	0.0	0	0-0	39.6	1	0	0.0	0	0
9/17 @ Cle.	1	1	100.0	9	9.0	0	0	0.0	9	0-0	104.2	0	0	0.0	0	0
9/24 Ten.	4	1	25.0	6	1.5	0	0	0.0	6	0-0	39.6	2	17	8.5	16	1
10/1 @ Jax.	16	10	62.5	132	8.3	0	1	6.3	25	2-9	62.5	9	61	6.8	34	0
10/8 @ NYJ	26	17	65.4	140	5.4	1	0	0.0	15	1-3	91.8	6	33	5.5	20	0
10/15 Cin.	0	0	0.0	0	0.0	0	0	0.0	0	0-0	0.0	0	0	0.0	0	0
10/22 Cle.	13	7	53.8	74	5.7	0	0	0.0	18	2-10	70.7	6	15	2.5	8	0
10/29 @ Bal.	16	9	50.0	133	7.4	1	0	0.0	45	5-22	93.5	9	31	3.4	12	0
11/5 @ Ten.	22	7	31.8	112	5.1	1	1	4.6	30	2-19	46.0	6	31	5.2	8	0
11/12 Phi.	31	14	45.2	159	5.2	0	1	3.3	33	3-19	47.6	3	17	5.7	17	0
11/19 Jax.	27	13	48.1	188	6.9	1	2	7.4	33	5-29	52.7	6	59	9.8	45	1
11/26 @ Cin.	20	11	55.0	182	9.1	3	0	0.0	45	3-12	125.4	6	31	5.2	12	1
12/3 Oak.	23	14	60.9	136	5.9	2	0	0.0	19	2-10	106.4	3	33	11.0	17	1
12/10 @ NYG	34	20	58.8	224	6.6	1	1	2.9	36	2-7	76.1	3	8	2.7	4	0
12/16 Was.	21	11	52.4	175	8.3	0	0	0.0	33	1-1	80.5	8	9	1.1	10	0
12/24 @ SD	32	16	50.0	190	5.9	1	2	6.3	30	2-5	52.9	10	81	8.1	27	2
Totals	289	151	52.5	1860	6.4	11	8	2.8	45	30-150	73.6	78	426	5.6	45	7

KORDELL STEWART

KORDELL STEWART 10

1996

Game-by-Game

Steelers

PASSING

Date/Opp.	Att.	Comp.	Pct.	Yards	Att.	TD	Int.	Pct.	LG	Sack/ Yards	Rating	RUSHING Att.	Yards	Avg.	LG	TD
9/1 @ Jax.	2	0	0.0	0	0.0	0	0	0.00	0	0-0	39.6	3	4	1.3	7	0
9/8 Bal.	0	0	0.0	0	0.0	0	0	0.00	0	0-0	0.0	4	26	6.5	9	0
9/16 Buf.	1	1	100.0	3	3.0	0	0	0.00	3	0-0	79.2	4	(5)	(1.3)	3	0
9/29 Hou.	0	0	0.0	0	0.0	0	0	0.00	0	0-0	0.0	3	15	5.0	6	0
10/7 @ KC	0	0	0.0	0	0.0	0	0	0.00	0	0-0	0.0	3	(11)	(1.5)	2	0
10/13 Cin.	0	0	0.0	0	0.0	0	0	0.00	0	0-0	0.0	0	0	0.0	0	0
10/20 @ Hou.	1	0	0.0	0	0.0	0	0	0.00	0	0-0	39.6	1	6	6.0	6	0
10/27 @ Atl.	2	1	50.0	13	6.5	0	0	0.00	13	1-27	70.8	0	0	0.0	0	0
11/3 STL	0	0	0.0	0	0.0	0	0	0.00	0	0-0	0.0	3	12	4.0	7	2
11/10 @ Cin.	0	0	0.0	0	0.0	0	0	0.00	0	0-0	0.0	3	0	0.0	2	1
11/17 Jax.	1	0	0.0	0	0.0	0	0	0.00	0	0-0	39.6	1	1	1.0	1	0
11/25 @ Mia.	0	0	0.0	0	0.0	0	0	0.00	0	0-0	0.0	4	5	1.3	3	1
12/1 @ Bal.	0	0	0.0	0	0.0	0	0	0.00	0	0-0	0.0	1	2	2.0	2	0
12/8 SD	2	1	50.0	7	3.5	0	0	0.00	7	0-0	58.3	2	14	7.0	11	0
12/15 SF	0	0	0.0	0	0.0	0	0	0.00	0	0-0	0.0	0	0	0.0	0	0
12/22 @ Car.	21	8	38.1	77	3.7	0	2	9.52	15	2-10	9.5	7	102	14.6	80t	1
Totals	30	11	36.7	100	3.3	0	2	6.67	15	3-37	18.8	39	171	4.4	80t	5

Playoffs

12/29 Ind.	1	1	100.0	0	0.0	0	0	0.00	0	0-0	79.2	9	48	5.3	24	2
1/5 @ NE	10	0	0.0	0	0.0	0	0	0.00	0	1-5	39.6	4	19	4.8	10	0
Totals	11	1	9.1	0	0.0	0	0	0.00	0	1-5	39.6	13	67	5.2	24	2

1995

Game-by-Game

Steelers

PASSING

Date/Opp.	Att.	Comp.	Pct.	Yards	Att.	TD	Int.	Pct.	LG	Sack/ Yards	Rating	RUSHING Att.	Yards	Avg.	LG	TD
9/3 Det.																
9/10 @ Hou.																
9/18 @ Mia.																
9/24 Min.																
10/1 SD																
10/8 @ Jax.	0	0	0.0	0	0.0	0	0	0.0	0	0-0	0.0	0	0	0.0	0	0
10/19 Cin.	0	0	0.0	0	0.0	0	0	0.0	0	0-0	0.0	0	0	0.0	0	0
10/29 Jax.	0	0	0.0	0	0.0	0	0	0.0	0	0-0	0.0	2	16	8.0	16	0
11/5 @ Chi.	0	0	0.0	0	0.0	0	0	0.0	0	0-0	0.0	1	2	2.0	2	0
11/13 Cle.	1	1	100.0	2	2.0	1	0	0.0	2t	0-0	118.8	2	13	6.5	10	0
11/19 @ Cin.	0	0	0.0	0	0.0	0	0	0.0	0	1-0	0.0	1	15	15.0	15	0
11/26 @ Cle.	2	2	100.0	17	8.5	0	0	0.0	9	0-0	102.1	0	0	0.0	0	0
12/3 Hou.	1	0	0.0	0	0.0	0	0	0.0	0	0-0	39.6	7	7	7.0	7	0
12/10 @ LA Rai.	0	0	0.0	0	0.0	0	0	0.0	0	0-0	0.0	2	5	2.5	3	0
12/16 NE	3	2	66.7	41	13.7	0	0	0.0	32	0-0	109.7	4	25	6.3	22t	1
12/24 @ GB	0	0	0.0	0	0.0	0	0	0.0	0	0-0	0.0	2	3	1.5	4	0
Totals	7	5	71.4	60	8.6	1	0	0.0	32	1-0	136.9	15	86	5.7	22t	1

Playoffs

1/6 Buf.	0	0	0.0	0	0.0	0	0	0.0	0	0-0	0.0	1	5	5.0	5	0
1/14 Ind.	0	0	0.0	0	0.0	0	0	0.0	0	0-0	0.0	4	12	3.0	5	0
1/28 Dal.	0	0	0.0	0	0.0	0	0	0.0	0	0-0	0.0	4	15	3.8	7	0
Totals	0	0	0.0	0	0.0	0	0	0.0	0	0-0	0.0	9	32	3.6	17	0

KORDELL STEWART

REGULAR SEASON

RUSHING

Year	Att.	Yards	Avg.	LG	TD	RECEIVING Rec.	Yards	Avg.	LG	TD
<i>Pittsburgh</i>										
1995	15	86	5.7	22t	1	14	235	16.8	71t	1
1996	39	171	4.4	80t	5	17	293	17.2	48	3
1997	88	476	5.4	74t	11	0	0	0.0	0.0	0
1998	78	403	5.2	56	2	1	17	17.0	17	0
1999	55	256	4.7	21	2	9	113	12.6	28	1
2000	78	426	5.6	45t	7	0	0	0.0	0.0	0
2001	96	537	5.8	48t	5	0	0	0.0	0.0	0
2002	43	191	4.4	28t	2	0	0	0.0	0.0	0
Totals	492	2,545	5.1	80t	35	41	658	16.0	71t	5
<i>Chicago</i>										
2003	59	290	4.9	25	3	0	0	0.0	0.0	0
Totals	551	2,835	5.1	80t	38	41	658	16.0	71t	5

KORDELL STEWART 10

PLAYERS

REGULAR SEASON

PASSING

Year	Att.	Comp.	Pct.	Yards	Avg./ Att.	TD	Int.	INT. Pct.	LG	Sacks/ Yards	QB Rating
<i>Pittsburgh</i>											
1995	7	5	71.4	60	8.6	1	0	0.0	32	1/0	136.9
1996	30	11	36.7	100	3.3	0	2	6.7	15	3/37	18.8
1997	440	236	53.6	3,020	6.9	21	17	3.6	69t	20/152	75.2
1998	458	252	55.0	2,560	5.6	11	18	3.9	55t	33/211	62.9
1999	275	160	58.2	1,464	5.3	6	10	3.6	42	22/131	64.9
2000	289	151	52.2	1,860	6.4	11	8	2.8	45t	30/150	73.6
2001	442	266	60.2	3,109	7.0	14	11	2.5	90t	29/175	81.7
2002	166	109	65.7	1,158	6.9	6	6	3.6	64t	7/46	82.8
Totals	2,107	1,190	56.4	13,331	6.3	70	72	3.3	90t	145/902	72.3
<i>Chicago</i>											
2003	251	126	50.1	1,418	5.6	7	12	4.7	61t	25/146	56.8
Totals	251	126	50.2	1,418	5.6	7	12	4.7	61t	25/146	56.8
Career	2,358	1,316	55.8	14,749	6.2	77	84	3.6	90t	170/1,048	70.7

CAREER SINGLE-GAME HIGHS (regular season)

Most Attempts:

48 (12/13/97 at NE)

Most Completions:

26 (12/13/97 at NE)

Most Yards Passing:

333 (12/16/01 at Bal.)

Most Touchdowns:

3 - 5 times (last: 12/30/01 at Cin.)

Longest Gain:

90t yards (12/16/01 at Bal.)

POSTSEASON

PASSING

Year	Att.	Comp.	Pct.	Yards	Avg./ Att.	TD	Int.	Pct.	LG	Sacks/ Yards	QB Rating
<i>Pittsburgh</i>											
1995	0	0	0.0	0	0.0	0	0	0.0	0	0/0	0.09
1996	11	1	10.0	0	0.0	0	0	0.0	0	1/5	36.9
1997	67	32	47.8	335	5.0	1	4	5.9	28	5/8	42.8
2001	64	36	56.3	409	6.3	1	4	6.2	32t	5/18	54.8
Totals	142	69	48.6	744	5.2	2	8	5.6	32t	11/31	45.6

CAREER SINGLE-GAME HIGHS (regular season)

Most Attempts:

42 (1/27/02 vs. NE)

Most Completions:

24 (1/27/02 vs. NE)

Most Yards Passing:

255 (1/3/98 vs. NE)


Most Touchdowns:

1 - 2 times (last: 1/20/02 vs. Bal.)

Longest Gain:

32t yards (1/20/02 vs. Bal.)

KORDELL STEWART



MATT STOVER

KICKER

YEARS IN NFL: 15

HT: 5'11" WT: 178

COLLEGE: Louisiana Tech

HS: Lake Highlands (Dallas, TX)

BORN: 1/27/68, Dallas, TX

JOINED FRANCHISE: Plan B Free Agent, 1991

3

GAMES PLAYED/STARTED: (1990, IR); (1991, 16/0); (1992, 16/0); (1993, 16/0); (1994, 16/0); (1995, 16/0); (1996, 16/0); (1997, 16/0); (1998, 16/0); (1999, 16/0); (2000, 16/0); (2001, 16/0); (2002, 15/0); (2003, 16/0) **Total 207/0**

Playoffs (1995, 2/0); (2000, 4/0); (2001, 2/0); (2003, 1/0) **Total 9/0**

TRANSACTIONS: Matt Stover re-signed (unrestricted) with the Ravens on 3/9/04...Re-signed with Baltimore (unrestricted) on 3/7/00...Signed a renegotiated contract with the Ravens on 3/16/98...Signed a renegotiated contract with the Ravens on 8/29/97...Signed a renegotiated contract with the Cleveland Browns on 9/1/95...Re-signed with the Browns on 7/24/93...Signed with Cleveland as a Plan B free agent on 3/15/91...Franchise relocated to Baltimore in 1996...Originally drafted by the New York Giants in the 12th round (329th selection overall) of the 1990 NFL draft...Placed on injured reserve by the Giants (9/4/90 to 2/1/91).

PRO: One of the most accurate kickers in NFL history, Stover moved into 17th place on the NFL's all-time scoring list in 2003 with 1,364 points (trails Fred Cox by just 1 point for 16th place)...Ravens' all-time leading scorer was 3rd in the AFC and 4th in the NFL with 134 points last season (2nd most in franchise history to his 135 in 2000)...Matt enters the 2004 season with an 82.1% career success rate (321-of-391 FGAs), the 4th-highest in NFL history (min. 100 FG)...Stover has more made FG (321) going into 2004 than any of the top 5 have attempted...He connected on 33-of-38 FGAs (86.8%), including 2 dramatic OT FGs for Ravens victories in 2003...Also was perfect (35 of 35) on PATs...Stover, who has been in the NFL longer than any other active Raven, moved into the top 20 all time in NFL scoring during the 2002 season...***Owens NFL record for consecutive games with a FG - 38 (1999-2001)***...After being on IR as a rookie with the Giants in 1990, Matt has not missed a game due to injury in his career...Stover connected on 21-of-25 FGs (84%) and all 33 PATs when he led the team in scoring (96 points) in 2002...Stover tied for 5th in the NFL with 115 points during the 2001 season...He tied for 2nd in the league (Jason Elam, Denver-31) with 30 FGs made...Was perfect on 25 PATs and hit on better than 85% of his field goals...***Enjoyed his best season in 2000, scoring a career and NFL-high 135 points***, which earned him ***his 1st trip to the Pro Bowl***...Capped his outstanding season with a 34-7 win over the team that drafted him, the New York Giants, in Super Bowl XXXV...Was 35-of-39 on FGAs and kicked 30 PATs to surpass the career 1,000-point mark...In 1999, he booted 28-of-33 FGs and 32 PATs for a then career-high 116 points, to give him 251 points over those 2 years (tops in the NFL)...Matt is 224-of-239 (93.7%) on attempts inside-the-40 in his career...Has scored at least 100 points in 6 of the last 8 seasons...Set the Browns' all-time record in 1995 with 29 FGs, snapping his previous team mark of 26, set in 1994...Led the NFL in 1994 with a 92.8% success rate (26-of-28)...His 23 straight successful FGs made streak in 1994-95 fell 8 short of the then-NFL mark (Fuad Reveiz, 31)...Signed as an unprotected (Plan B) free agent by the Browns on March 15, 1991 from the New York Giants...Originally selected by the Giants in the 12th round of the 1990 draft...Placed on the Giants' injured reserve list with a quadriceps pull on 9/4/90...A team player rep 1992-99 and was elected to the NFLPA Executive Committee from 1996-99...***Has been named Special Teams Player of the Week 5 times (4 with Baltimore)***...Is 1 of 2 players on the Ravens' roster (Orlando Brown) who was with the franchise in Cleveland.

2003: (with Baltimore) Stover moved into 17th place on the NFL's all-time scoring list in 2003 with 1,364 points...The Ravens all-time leading scorer was 3rd in the AFC and 4th in the NFL with 134

OFF THE FIELD

Matt hosted a film (The Wild Thornberrys) for the children at the Ravens/St. Vincent's Courage House (abused children) last winter (2003) at Valley Loews Cinema.

REGULAR SEASON...

FIELD GOALS

Year	1-19	20-29	30-39	40-49	50+	Total	Pct.
<i>Cleveland</i>							
1991	1-2	2-3	8-9	3-6	2-2	16-22	72.7
1992	1-1	11-11	6-8	2-6	1-3	21-29	72.4
1993	0-0	4-4	5-6	6-8	1-4	16-22	72.7
1994	1-1	7-7	10-11	8-8	0-1	26-28	92.9
1995	1-1	12-12	9-10	7-9	0-1	29-33	87.9
Totals	4-5	36-37	38-44	26-37	4-11	108-134	80.6
<i>Baltimore</i>							
1996	0-0	8-8	5-6	5-10	1-1	19-25	76.0
1997	0-0	8-9	12-12	6-11	0-2	26-34	76.5
1998	0-0	6-6	5-5	10-17	0-0	21-28	75.0
1999	4-4	9-9	6-8	7-7	2-5	28-33	84.8
2000	2-2	9-9	12-13	10-12	2-3	35-39	89.7
2001	0-0	16-16	9-10	5-9	0-0	30-35	85.7
2002	0-0	9-9	4-5	7-10	1-1	21-25	84.0
2003	0-0	16-16	6-6	11-14	0-2	33-38	86.8
Totals	6-6	81-82	59-65	61-90	6-14	213-257	82.9
Career	10-11	117-119	97-109	87-127	10-25	321-391	82.1
Pcts.	90.9	98.3	89.0	68.5	40.0	82.1	

POSTSEASON...

FIELD GOALS

Year	1-19	20-29	30-39	40-49	50+	Total	Pct.
<i>Cleveland</i>							
1995	0-0	2-2	1-1	0-1	0-1	3-5	60.0
Totals	0-0	2-2	1-1	0-1	0-1	3-5	60.0
<i>Baltimore</i>							
2000	0-0	2-2	3-4	1-2	0-0	6-8	75.0
2001	0-0	1-1	1-1	1-2	0-0	3-4	75.0
2003	0-0	0-0	0-0	1-1	0-0	1-1	100.0
Totals	0-0	3-3	4-5	3-5	0-0	10-13	76.9
Career	0-0	5-5	5-6	3-6	0-1	13-18	72.2
Pcts.	--	100.0	83.3	50.0	0.0	72.2	

(playoff games in purple underline)

2003 GAME-BY-GAME (with Baltimore): (); (45N, 20G, 40G, 21G); (49G); (29G); (31G, 22G, 29G, 37G); (25G); (45N, 25G, 39G, 22G, 29G); (23G, 32G, 23G); (41G, 25G, 41G); (39G, 45G); (21G, 40G, 42G); (28G, 47G, 41G); (22G); (32G, 28G, 50N); (46N); (46G, 52N, 47G); (43G)

2002 GAME-BY-GAME (with Baltimore): (47N); (); (23G, 41G); (43G, 28G, 27G, 28G); (41G, 51G); (46N, 30G); (28G); (32G); (33G); (); (26G, 43G); (49N, 38N); (26G); (22G, 22G, 47G); (31G, 43G); (43G)

2001 GAME-BY-GAME (with Baltimore): (46WR, 37); (38); (29, 26); (26, 25); (28); (21, 38); (49, 28); (25, 39); (31, 33, 30); (42); (41, 41WR); (26, 30, 29, 27, 46WL); (48WL); (43, 29, 33WR, 43); (24); (21, 20, 38, 20); (40LU, 35, 40); (26)

2000 GAME-BY-GAME (with Baltimore): (23, 26, 33); (44); (30B, 27, 33); (30, 37, 19); (45, 30, 44, 51WR, 22); (47, 32, 43, 21, 24); (51); (21, 38); (51, 49); (38, 32); (45); (25, 47SH, 19); (39, 26, 38); (32); (42, 42); (42, 45WL); (); (38); (36N, 31, 28, 21); (47, 41N, 34)

MATT STOVER 3

REGULAR SEASON...

FIELD GOALS

Year	1-19	20-29	30-39	40-49	50+	Total	Pct.
<i>Cleveland</i>							
1991	1-2	2-3	8-9	3-6	2-2	16-22	72.7
1992	1-1	11-11	6-8	2-6	1-3	21-29	72.4
1993	0-0	4-4	5-6	6-8	1-4	16-22	72.7
1994	1-1	7-7	10-11	8-8	0-1	26-28	92.9
1995	1-1	12-12	9-10	7-9	0-1	29-33	87.9
Totals	4-5	36-37	38-44	26-37	4-11	108-134	80.6
<i>Baltimore</i>							
1996	0-0	8-8	5-6	5-10	1-1	19-25	76.0
1997	0-0	8-9	12-12	6-11	0-2	26-34	76.5
1998	0-0	6-6	5-5	10-17	0-0	21-28	75.0
1999	4-4	9-9	6-8	7-7	2-5	28-33	84.8
2000	2-2	9-9	12-13	10-12	2-3	35-39	89.7
2001	0-0	16-16	9-10	5-9	0-0	30-35	85.7
2002	0-0	9-9	4-5	7-10	1-1	21-25	84.0
2003	0-0	16-16	6-6	11-14	0-2	33-38	86.8
Totals	6-6	81-82	59-65	61-90	6-14	213-257	82.9
Career	10-11	117-119	97-109	87-127	10-25	321-391	82.1
Pcts.	90.9	98.3	89.0	68.5	40.0	82.1	

POSTSEASON...

FIELD GOALS

Year	1-19	20-29	30-39	40-49	50+	Total	Pct.
<i>Cleveland</i>							
1995	0-0	2-2	1-1	0-1	0-1	3-5	60.0
Totals	0-0	2-2	1-1	0-1	0-1	3-5	60.0
<i>Baltimore</i>							
2000	0-0	2-2	3-4	1-2	0-0	6-8	75.0
2001	0-0	1-1	1-1	1-2	0-0	3-4	75.0
2003	0-0	0-0	0-0	1-1	0-0	1-1	100.0
Totals	0-0	3-3	4-5	3-5	0-0	10-13	76.9
Career	0-0	5-5	5-6	3-6	0-1	13-18	72.2
Pcts.	--	100.0	83.3	50.0	0.0	72.2	

(playoff games in purple underline)

2003 GAME-BY-GAME (with Baltimore): (); (45N, 20G, 40G, 21G); (49G); (29G); (31G, 22G, 29G, 37G); (25G); (45N, 25G, 39G, 22G, 29G); (23G, 32G, 23G); (41G, 25G, 41G); (39G, 45G); (21G, 40G, 42G); (28G, 47G, 41G); (22G); (32G, 28G, 50N); (46N); (46G, 52N, 47G); (43G)

2002 GAME-BY-GAME (with Baltimore): (47N); (); (23G, 41G); (43G, 28G, 27G, 28G); (41G, 51G); (46N, 30G); (28G); (32G); (33G); (); (26G, 43G); (49N, 38N); (26G); (22G, 22G, 47G); (31G, 43G); (43G)

2001 GAME-BY-GAME (with Baltimore): (46WR, 37); (38); (29, 26); (26, 25); (28); (21, 38); (49, 28); (25, 39); (31, 33, 30); (42); (41, 41WR); (26, 30, 29, 27, 46WL); (48WL); (43, 29, 33WR, 43); (24); (21, 20, 38, 20); (40LU, 35, 40); (26)

2000 GAME-BY-GAME (with Baltimore): (23, 26, 33); (44); (30B, 27, 33); (30, 37, 19); (45, 30, 44, 51WR, 22); (47, 32, 43, 21, 24); (51); (21, 38); (51, 49); (38, 32); (45); (25, 47SH, 19); (39, 26, 38); (32); (42, 42); (42, 45WL); (38); (36N, 31, 28, 21); (47, 41N, 34)

MATT STOVER 3

points (2nd most in franchise history to his 135 in 2000)...Stover also enters 2004 with the 4th-highest FG percentage (min: 100 FG made) among active kickers with an 82.1% (321 of 391)...He connected on 33-of-38 FG attempts (86.8%), including 2 dramatic OT FGs for Ravens victories...Also was perfect (35-of-35) on PATs...**2003 SEASON HIGHLIGHTS:** Tied season finale vs. **Pit. (12/28)** at 10-10 with a 46-yard FG and then won the game in OT with a 47-yarder...Extended his consecutive FG streak to 22 with his 1st 2 FGs (32 and 28), before missing his 3rd (50-yard attempt fell short) in **game 14 at Oak. (12/14)**...Connected on all 4 PATs and all 3 FGAs, including a 40-yard FG with the Ravens down 3 points with 3 seconds remaining to send the game into OT, and then hit a 42-yard FG to **game 11 vs. Sea. (11/23)**...**Played in his 200th-career game** and scored 10 points as he was 3-for-3 on FGAs (41, 25 and 41) and hit his only PAT in **game 9 at STL (11/9)**...Connected on all 3 of his FGAs and his only PAT in **game 8 vs. Jax. (11/2)**...**Booted his 300th-career FG** (only the 15th player in NFL history with 300 FGs) on a 39-yard strike in the second quarter of the 26-6 victory in **game 7 vs. Den. (10/26)**...Connected on 4 of 5 FGAs, 25, 39, 22 and 29 (missed W/R from 45) and hit both of his PATs, scoring 14 points against the Broncos...Earned a game ball after he kicked the ball 14 times (7 KO, 4 FGAs, 2 PATs and 1 punt) in **game 5 at Ari. (10/12)**...Stover connected on all 4 FGAs (31, 22, 29 and 37) and both PATs as well as punted once for 34 yards on a fake FG against the Cardinals.

2002: (with Baltimore) Saw action in 15 games, handling PAT, FG and KO duties...**Led the team with 96 points**...Connected on all 33 PATs and was 21-of-25 on FGs, including 9-of-9 from 20-29 yards...Also had 3 special teams tackles...**2002 SEASON HIGHLIGHTS:** Went 4-of-4 on PATs and connected on only FG attempt (43 yards) in **game 16 at Pit. (12/29)**...Connected on all 3 FG attempts (22, 22 and 47) and both PATs in 23-19 win in **game 14 at Hou. (12/15)**...Handled KO duties and hit only extra point in **game 10 at Mia. (11/17)**...Connected on only FG attempt (33 yards) and all 5 PATs in 38-27 win in **game 9 vs. Cin. (11/10)**...Was a perfect 4-of-4 on FGAs (43, 28, 27 and 28) in 26-21 win in **game 4 at Cle. (10/6)**...Also connected on both extra points against the Browns...Connected on lone PAT and missed a 47-yard FG in season opener at **Car. (9/8)**...**Also had 1st career punt for 33 yards against the Panthers.**

2001: (with Baltimore) Finished 4th in the AFC (tied for 5th in the NFL) with 115 points...**Tied for 2nd in the AFC (tied for 2nd in NFL) with 30 FGs**...Was 30-35 on FGAs and 25-of-25 on PATs...**2001 SEASON HIGHLIGHTS:** Went 4-for-4 on FGs (made from 20, 20, 21 and 38) and made 1 PAT in 19-3 win in **game 16 vs. Min. (1/7/02)**...His 4 FGs tied a season-high...Went 4-for-5 (made from 26, 27, 29 and 30, missed from 46) and made 3 PATs in 39-27 win in **game 12 vs. Ind. (12/2)**...The 15 points were a season high...Went 2-for-2 (made from 25 and 39) and made only PAT in 13-10 win in **game 8 at Pit. (11/4)**...Kicked 39-yard game-winner with 1:49 left, his 2nd fourth-quarter FG...**Named AFC Special Teams Player of the Week**...**Set NFL record by kicking a FG in his 32nd straight game, breaking the tie with Fred Cox** in game 6 at **Cle. (10/21)**...Went 2-for-2 (made from 21 and 38) in 24-14 loss...Made 1 special teams tackle...Went 1-for-1 on FGs (made from 28) and made both PATs in 31-23 loss in **game 5 at GB (10/14)**...**Tied NFL record with Fred Cox for consecutive games with a field goal (31) with a 28-yarder in the third quarter**...Went 2-for-2 on FGs (made from 25 and 26) and made both PATs in the 26-7 win in **game 4 vs. Ten. (10/7)**.



MATT STOVER 3

REGULAR SEASON...

Year	PAT Made-Att.	FG Made-Att.	Total Points	KOs	TB	EZ
New York Giants						
1990	INJURED RESERVE					
Cleveland						
1991	33-34	16-22	81	67	15	20
1992	29-30	21-29	92	66	14	22
1993	36-36	16-22	84	66	21	30
1994	32-32	26-28	110	78	5	5
1995	26-26	29-33	113	76	7	13
Totals	156-158	108-134	480	353	62	90
Baltimore						
1996	34-35	19-25	91	80	6	17
1997	32-32	26-34	110	76	15	28
1998	24-24	21-28	87	65	5	11
1999	32-32	28-33	116	75	3	9
2000	30-30	*35-39	*135	78	5	11
2001	25-25	30-35	115	70	18	14
2002	33-33	21-25	96	52	1	5
2003	*35-35	33-38	134	7	1	1
Totals	*245-246	*213-257	*884	503	*54	*96
Career	401-404	321-391	1,364	856	116	186

*- Franchise Record

POSTSEASON...

Year	PAT Made-Att.	FG Made-Att.	Total Points	KOs	TB	EZ
<i>Cleveland</i>						
1995	2-2	3-5	11	9	0	1
Total	2-2	3-5	11	9	0	1
<i>Baltimore</i>						
2000	11-11	6-8	29	21	3	3
2001	3-3	3-4	12	8	0	0
2003	2-2	1-1	5	0	0	0
Totals	16-16	10-13	46	29	3	3
Career	18-18	13-18	57	38	3	4

MATT STOVER

2000: (with Baltimore) *Scored a career and NFL-high 135 points* and earned his 1st trip to the *Pro Bowl*...Was 35-of-39 on FGAs and kicked 30 PATs to surpass the career 1,000-point mark...Earned *AP All-Pro* honors...Was 6-of-8 on FGAs and 11-for-11 on PATs for 29 points in 4 postseason games...**2000 SEASON HIGHLIGHTS:** Kicked a 32-yard FG in the Ravens' playoff-clinching 24-3 win in **game 14 vs. SD (12/10)**...Booted 3 FGs in the Ravens' 44-7 win in **game 13 vs. Cle. (11/26)**, plus kicked 5 PATs for 14 points to give him 1,000 career points...Kicked a 45-yard FG in the Ravens' 24-23 win in **game 11 at Ten. (11/14)** to extend his streak to 14 straight...Also made a tackle on kick-off coverage for the 2nd week in a row...Was named *AFC Special Teams Player of the Month for October*...Accounted for 49 consecutive points in October's TD drought...Named *AFC Special Teams Player of the Week* for his 5-FG effort in the Ravens' 15-10 win in **game 6 at Jax. (10/8)**...Accounted for all of the Ravens' scoring in the game and tied a career high, established 3 other times (last on

MATT STOVER 3

12/26/99 vs. Cin.).

1999: (with Baltimore) Finished 28-of-33 (84.8%) on the season, with 32 PATs, for a then-career high 116 points...Connected on his final 18 FGAs after starting the season 10-of-15...Three of his 75 KOs went for TBs...**1999 SEASON HIGHLIGHTS:** *Tied a career high with 5 FGs* in Baltimore's 22-0 win in **game 15 vs. Cin. (12/26)** and was named the *AFC Special Teams Player of the Week*...Was his 3rd 5-FG day, and 2nd against the Bengals...He also tied his own team record by kicking 3 of the 5 FGs in the second quarter...Kicked 1 PAT to account for 16 of the 22 points...His 4th FG (a 30-yarder) was the 200th of his career...Kicked the game-winning 50-yard FG as time expired in the Ravens' 34-31 win in **game 10 at Cin. (11/21)** to win *AFC Special Teams Player of the Week*...Was his 4th career game-winner and 3rd against the Bengals.

1998: (with Baltimore) Was 21-of-28 (.750) on FGAs and 24-of-24 on PATs for 87 points...Was successful on 18 of his last 21 FGAs...Eleven of 65 kickoffs went into the end zone, with 5 TBs...Had best game of the season in 38-31 win vs. Ind. (11/29), booting FGs from 43, 48 and 47 yards...His 12 points were a season high and the 48 and 47-yard FGs were his 2 longest of the season...**1998 SEASON HIGHLIGHTS:** Snapped a season-long streak of 9 straight successful FGAs when his 45-yarder was blocked in **game 15 at Chi. (12/20)** by James Williams...Booted 2 FGs in 20-13 win in **game 11 at Cin. (11/22)**...Was perfect on 2 42-yard FG attempts in 14-13 loss in **game 10 at SD (11/15)**...Accounted for all of Baltimore's points in 16-6 loss in **game 6 at Pit. (10/18)**...Connected from 41 and 40 yards in the first half.

1997: (with Baltimore) Finished 26-for-34 on the season (76.5%)...After making 26 of his first 29 attempts, Matt missed his last 5 tries (although 2 were blocked)...Finished 9th in the AFC with 110 points...Was a perfect 32-for-32 on PATs...While Stover had a 76.5% success rate in 1997, Ravens opponents were 23-31 (74.2%), the 6th-lowest opponent FG% in the league...Fifteen of his 76 kickoffs went for TBs...**1997 SEASON HIGHLIGHTS:** Kicked FGs of 38 and 23 yards in **game 7 vs. Mia. (10/19)** to extend his consecutive FG made streak to 10...Upped consecutive FG streak to 8 by nailing a 34-yarder in **game 6 vs. Pit. (10/5)**...*Named the AFC's Special Teams Player of the Month*



MOST CAREER POINTS NFL HISTORY

	NAME	PTS
1.	Anderson, Gary	2346
2.	Andersen, Morten	2259
3.	Blanda, George	2002
4.	Johnson, Norm	1736
5.	Lowery, Nick	1711
6.	Stenerud, Jan	1699
7.	Murray, Eddie	1594
8.	Del Greco, Al	1584
9.	Leahy, Pat	1470
10.	Turner, Jim	1439
11.	Carney, John	1433
12.	Bahr, Matt	1422
13.	Moseley, Mark	1382
14.	Bakken, Jim	1380
15.	Christie, Steve	1377
16.	Cox, Fred	1365
17.	STOVER, MATT	1364
18.	Groza, Lou	1349
19.	Elam, Jason	1313
20.	Breech, Jim	1246

MATT STOVER 3

MATT STOVER'S CAREER KICKING VS. EACH OPPONENT

Opponent	G	FG	FGA	Pct.	LG	XP	XPA	Pts
Arizona	4	9	9	100.0	46	7	7	34
Atlanta	3	3	5	60.0	38	5	5	14
Buffalo	2	5	7	71.4	47	2	2	17
Carolina	2	3	4	75.0	46	2	2	12
Chicago	3	4	7	57.1	43	5	5	17
Cincinnati	26	49	56	87.5	50	69	69	216
Cleveland	10	22	25	88.0	45	25	25	91
Dallas	3	6	8	75.0	43	6	6	24
Denver	8	12	14	85.7	45	13	13	49
Detroit	3	3	3	100.0	38	6	6	15
Green Bay	4	5	6	83.3	46	7	7	22
Houston	1	3	3	100.0	47	2	2	11
Indianapolis	8	12	16	75.0	51	19	19	55
Jacksonville	16	29	33	87.8	49	27	27	114
Kansas City	5	3	5	60.0	34	9	9	18
Miami	6	7	9	77.8	45	6	7	27
Minnesota	4	7	7	100.0	38	4	4	25
New England	7	10	13	76.9	41	10	10	40
New Orleans	4	4	6	66.6	43	10	10	22
NY Giants	3	4	4	100.0	41	5	5	17
NY Jets	5	7	9	77.8	45	12	12	33
Oakland	5	7	10	70.0	37	8	8	29
Philadelphia	3	6	7	85.7	50	6	7	24
Pittsburgh	26	32	39	84.6	51	40	40	139
St. Louis	4	5	9	55.6	50	10	11	25
San Diego	7	12	12	100.0	49	12	12	48
San Francisco	3	8	8	100.0	47	9	9	33
Seattle	4	5	7	71.4	42	14	14	29
Tampa Bay	2	4	4	100.0	43	2	2	14
Tennessee	23	31	41	75.6	55	45	45	138
Washington	3	4	5	80.0	51	4	4	16
Totals	207	321	391	81.2	55	401	404	1,364

MATT STOVER

*for September...*Connected from 47, 35 and 28 yards in game 5 at SD (9/28)...*Tied a career high and set a Ravens' record with 5 FGs in game 4 at Ten. (9/21) in his 100th career NFL game...*Was 5-for-6 on the day, snapping a streak of 10 consecutive FGs, a Ravens' record...The 6 attempts was a Ravens' record...Made good on attempts from 38, 42, 49, 34 and 36.

1996: (with Baltimore) Was 19-25 on FGAs and 34-35 on PATs for 91 points (3rd-lowest FGAs in AFC because Ravens had NFL's 4th-highest TD% inside-the-20—60%)...Seventeen of his 80 KOs went into the end zone, with 6 TBs...**1996 SEASON HIGHLIGHTS:** Was 3-of-3 on FGAs, booting 37, 46 and 25-yards in game 15 at Car. (12/15)...Booted FGs of 25 and 37 yards in opening day 19-14 win over Oak. (9/1).

1995: (with Cleveland) Finished 2nd straight outstanding season by connecting on 29-of-33 on FGAs and 26-of-26 on PATs for a then-career high 113 points....His 29 FGs set a Browns' record (a mark he set in 1994 with 26)...His 87.9% success ratio was 2nd in the league to Dallas Chris Boniol, who was 27-of-28 (96.4%)...**1995 SEASON HIGHLIGHTS:** Kicked his 100th career FG, a 28-

MATT STOVER 3

yarder in game 11 vs. GB (11/19), 1 of 2 on the day (had kicked a 46-yarder earlier)...That qualified him for the NFL's all-time FG accuracy list...**Tied a team record and set a career-high with 5 FGs in the 29-26 OT win in game 8 at Cin. (10/29)**, including the game-winner from 28 yards (at 6:30 in OT), to earn the **AFC Special Teams Player of the Week** award...Booted kicks of 44, 25, 36, 38 and 28 yards.

1994: (with Cleveland) Matt snapped 4 Browns team kicking records: His 92.8% FG pct. (26-of-28) topped Lou Groza's 88.5% (23-of-26) mark set in 1953; he made 20 consecutive FGs, surpassing Don Cockroft's mark of 16; and his 26 3-pointers were the most in team history, breaking Matt Bahr's high of 24, accomplished in 1984 and 1988 (He later kicked 29 in 1995)...Named as **Pro Bowl 1st alternate**...Made his final 20 FGs (He did not attempt a FG in either of the final 2 games)...Finished 26-of-28 on FGAs (92.8%), the best pct. in the NFL, and 32-of-32 on PATs for 110 points (tied for 4th in the AFC)...**1994 SEASON HIGHLIGHTS:** Tied his then-career high and set 2 new Browns records with a 4-for-4 performance in 19-14 win in his hometown in **game 14 at Dal. (12/10)**...**Booted FGs of 34, 32, 43 and 32 yards to extend his consecutive successful FG attempt streak to 20, topping Don Cockroft's old mark of 16**...Also set a new team record with 26 FGs, snapping Matt Bahr's old mark of 24, done in 1984 and 1988...Tied Don Cockroft's team record with his 16th straight field goal in **game 13 vs. his old team, NYG (12/4)**.

1993: (with Cleveland) Had 84 kicking points, including 16-of-22 on FGAs and 36-of-36 on PATs...FG effort (16-of-22) matched his 1st season with the Browns (1991)...Was 9-of-10 inside the 40, and 15-of-18 inside the 50...Scored 25 points after 3 games (6-of-6 FGAs, 7-of-7 PATs), and 59 points last 12 games (10-of-16 FGAs, 29-of-29 PATs)...Twenty-one of his 66 KOs went for TBs and 30 went into the end zone...**1993 SEASON HIGHLIGHTS:** Hit a 53-yard FG in **game 13 at Hou. (12/12)** was 5th longest in team history, and 2nd longest of career...Ended season on high note by connecting on all 3 attempts (36, 47 and 44 yards) in 16-9 loss in **season finale at Pit. (1/2/94)**...Did not attempt a FG, but was 6-of-6 on PATs and booted 3-of-7 KOs into the end zone, 1 for a TB, in 42-14 win in **game 15 at StL (12/26)**...Hit 8th straight FGA, a 32-yarder, to give Browns a 10-9 lead in **game 4 at Ind. (9/26)**; missed WR, his 1st miss of '93, on a 52-yard attempt in the fourth quarter.

1992: (with Cleveland) Was 21-of-29 in FGAs and 29-of-30 in PATs for a club-leading 92 points...Matt was 12-of-12 inside the 30, 18-of-20 inside the 40, but 3-of-9 from 40+ yards...Was 9-of-10 in FGAs, games 10 through 14...Placed 22-of-66 KOs in end zone, with 14 TBs...**1992 SEASON HIGHLIGHTS:** **Tied a Browns' record with 7 attempts in game 7 at NE (10/25)**...Made 4, from 29, 28, 21 and 32 yards, to tie a then-career high...Three misses were from 54, 44 and 31 yards (all WL)...Was 1st 50+ miss of career...Booted 51-yard FG in **game 5 vs. Pit. (10/11)**, his 3rd straight 50+ yard success in as many attempts.

1991: (with Cleveland) **Led the club in scoring with 81 points**...Was 33-of-34 on PATs, 16-of-22 on FGAs...**Had longest FG (career-long 55 yards) of the year in the AFC and 2nd-longest**



HIGHEST CAREER FIELD GOAL PERCENTAGE (Active Players: MIN: 100 FG)

NAME	FG	FGA	PCT.
Vanderjagt, Mike Indianapolis Colts	174	198	.879
Akers, David Philadelphia Eagles	112	135	.830
Mare, Olindo Miami Dolphins	182	221	.824
STOVER, MATT Baltimore Ravens	321	391	.821
Longwell, Ryan Green Bay Packers	182	222	.820
Wilkins, Jeff St. Louis Rams	205	251	.817

MATT STOVER 3

(Andersen, NO—60 yards) in the NFL...Had a string of 10 straight successes early in season, and 5 straight in middle of season...Was 2-of-2 in attempts of 50 yards and better...20 of 67 kickoffs reached the end zone, with 15 TBs...**1991 SEASON HIGHLIGHTS:** Missed his only attempt, a 19-yard, game-tying FG with 4 seconds left in **game 14 vs. Hou. (12/15)**...Connected on a 50-yard FG, then a career best, in **game 10 vs. Phi. (11/10)**, but was 3-of-4 on PATs, hitting the left upright in the first quarter...Had his string of 10 straight FGs snapped in **game 9 at Cin. (11/3)**, as he hit the upright on a 47-yard fourth-quarter attempt and his 34-yard last-second attempt was blocked...Had biggest day of his young NFL career in **game 3 vs. Cin. (9/15)** in a 14-13 win, as he kicked 4 FGs, including the game-winner from 45 yards out with only 4 seconds remaining (the other 3 were from 30, 42, and 38 yards), and was named *The Sporting News Special Teams Player-of-the-Week* for his performance...Missed his 1st NFL attempt, a 45-yarder, WL in **season opener vs. Dal. (9/1)**.

1990: (with New York Giants) Played in 3-of-4 1990 preseason games for the Giants...Was 4-of-6 on FGAs in preseason and 5-of-5 on PATs (including 2 vs. Cle.) for 17 points...Placed on the Giants' IR with a quadriceps pull on 9/4/90, and spent entire championship season on IR.

COLLEGE, PERSONAL: Four-year kicking specialist at Louisiana Tech University who connected on 64-of-88 FGAs for a 72.7% success rate...Only 2 misses on PATs were blocked, as he hit 70-of-72...Totaled 262 career points and set a school mark with 7, 3-pointers over 50 yards... Doubled as a punter as a senior (1989), and averaged 34.1 yards on 36 punts, with a long of 57 vs. Texas A&M...In final collegiate campaign, was 15-of-20 in FGAs, including a 53-yarder, and was 30-30 on PATs to earn All-Conference honors...As a junior (1988), was 15-23 on FGAs, including a 52-yarder...Set all-time school mark with a 57-yard FG vs. Texas A&M as a sophomore (1987)...Led the team with 82 points scored...Earned Rookie of the Year honors...Was an All-District WR at Lake Highlands (Dallas, TX) HS, as well as the K...Booted 5 FGs in one game, with a long of 50 yards, both Texas state marks...Has a degree in marketing...Is of Greek descent...Vice president of Delta Kappa Epsilon fraternity...A former PP&K champion...Participated in PP&K in Texas Stadium, where he also sold programs as a youngster...Spent 1992 and 1993 offseason at IMG, and wants to enter sports marketing field after football...Is a willing charitable volunteer...Won Humanitarian of the Year Award by the Cleveland TD Club in 1992...Matt has done several anti-drug and alcohol appearances, kids football programs, Stay in School campaigns, Boy Scouts, Youth Charities, hospital visits and work for the Cystic Fibrosis Foundation...Was co-chairman of the "'65 Roses Sports Club," benefiting Cystic Fibrosis...Was a celebrity waiter for the Lung Association...Modeled for a Ronald McDonald House benefit...Helped raise funds for United Way through "Field Goal Challenge," which tied Matt's kicking success with donations from sponsors...Filmed a safety PSA with the Maryland State Police, plus an anti-smoking PSA and 1 for the Maryland Burn Centers...Team player rep 1992-99 and was elected to the NFLPA Executive Committee from 1996-99...Active in Fellowship of Christian Athletes and serves on the Maryland State Board...Hobbies include computers, attending plays, coaching, and speaking to youth groups...Spends much of his offseason time delivering his message of hope by giving a number of speeches to church youth groups and schools both in his home state of Texas and his current home in Baltimore...Has worked with high-risk juvenile academic and half-way houses in Texas...He and his wife, Debbie, are involved with Georgetown, TX, pregnancy centers...Teamed with Pizza Hut in 2001 to donate \$500 for every made FG to the Johns Hopkins Children's Center...Stover donated an additional \$100 per FG and raised \$18,000 for his 30 regular season FGs...And since Stover contributed an additional \$200 each for his 4 postseason FGs, Johns Hopkins Children's Center received a grand total of \$20,800...He continued the same promotion during the 2002 season and raised \$10,500 for his 21 FGs, an additional \$2,000 was donated by the Matt Stover Foundation...Hosted the 1st annual "Matt Stover Kicking Camp" June of 2002 at the Gerstel Falcon Sports Camps in Carroll County for 7th graders and up...Was the keynote speaker at the Fellowship of Christian Athletes banquet at Martin's West in Baltimore in 2001...Was a guest conductor at the Baltimore Symphony Rocks event in April 2002...Active in NFL's Backyard Football program and numerous other community events...Was a celebrity coach at the Pam Shriver celebrity tennis classic in 2002...Traveled to Washington D.C. to visit U.S. military personnel injured during Operation Iraqi Freedom in April 2003...Played for Dan Reeves in a youth YMCA program as a youngster...Daughter, Jenna Lee, was born on 4/26/95 and son, Jacob Matthew, was born exactly a year later (4/26/96)...Matt and Debbie had their 3rd child, Joe Mark on 6/4/03...The Stovers adopted a home for abused boys in Baltimore and had players and staff participate with Christmas gifts...Hosted and sponsored annual outreach for HS students that delivers a message about responsible living, thousands of students have attended these...The Matt Stover Foundation is actively donating money to the Baltimore community...Nicknamed "Stove Top"...Full name: John Matthew Stover.



TERRELL SUGGS

LINEBACKER

YEARS IN NFL: 2

HT: 6'3" WT: 260

COLLEGE: Arizona State

HS: Hamilton (Chandler, AZ)

BORN: 10/11/82, Minneapolis, MN

JOINED RAVENS: Draft 1a (10th), 2003

55


GAMES PLAYED/STARTED: (2003, 16/1) **Total 16/1**

Playoffs (2003, 1/1) **Total 1/1**

TRANSACTIONS: Terrell Suggs was selected with the 10th overall pick in the 1st round of the 2003 NFL Draft...Suggs was the 1st DE and the 5th defensive lineman taken in the draft, although he plays LB with the Ravens.

PRO: Explosive, young LB who earned *AP Defensive Rookie of the Year* honors in 2003...Powerful athlete with a vast array of moves who finished 4th in the AFC and 8th in the NFL with a *franchise rookie record* 12 sacks...Tied an NFL record with Santana Dotson with a sack in each of his 1st 4 games (as a rookie)...Played in all 16 regular season games, starting 1 as a rookie...Totalled 33 tackles, 6 FFs, 4 FRs, 3 PD and 1 INT in 2003...Also started the Ravens' postseason contest, recording 2 tackles.

2003: Earned *AP Defensive Rookie of the Year* honors...Finished 4th in the AFC and 8th in the NFL with a *franchise rookie record* 12 sacks...Also earned *2003 Defensive Rookie of the Month award (September)*...Played in all 16 regular season games, starting 1...Totalled 33 tackles, 6 FFs, 4 FRs, 3 PD and 1 INT in 2003...Also started the Ravens' postseason contest, recording 2 tackles...Became just the 2nd Raven (Peter Boulware - 1997) to earn *AP Defensive Rookie of the Year* honors...**2003 SEASON HIGHLIGHTS:** Started his 1st-career game and responded with 6 tackles (4 solo), 1 PD and 1 FR in the **season finale vs. Pit. (12/28)**...Posted 5 tackles (3 solo), including 2 sacks (-9 yards), which established a new *franchise rookie record* with 12 sacks (Peter Boulware - 11.5 in 1997) in **game 15 at Cle. (12/21)**...Suggs also forced 2 fumbles and recovered 1 in the 35-0 victory against the Browns...Saw action from scrimmage and posted the 1st multi-sack game of his career with 2 (-15 yards) in **game 11 vs. Sea (11/23)**...*Tied an NFL record (Santana Dotson - 1992) with a sack in each of the 1st 4 games of his career* in **game 4 vs. KC (9/28)**...Finished the Chiefs' game with 2 tackles...Was used mainly in passing situations at DE and recorded his 3rd sack in as many games in the 24-10 win in **game 3 at SD (9/21)**...Also pulled in his 1st-career INT against the Chargers, leading to a Jamal Lewis TD 2 plays later...Subbed and netted a sack for the 2nd-consecutive game as the defense held the Browns to 60 net rushing yards in 33-13 win in **game 2 vs. Cle. (9/14)**...Subbed and *recorded his 1st NFL sack (-7 yards)* in his 1st NFL game



TERRELL SUGGS 55

in the season opener at Pit. (9/7).

COLLEGE, PERSONAL: Shattered school, conference and NCAA single-season records with 24 sacks in 2002...One of the most dominating pass rushers in the history of college football, who entered the draft after his junior season...His career totals of 44 sacks and 65.5 TFL set school records...Started 34 of 36 games over his 3-year career at Arizona State, amassing 163 tackles (109 solo), including 44 sacks, 14 FFs, 3 FRs, 2 INTs and 9 PD...Consensus All-American and All-Pac 10 Conference 1st-team selection as a junior...Recipient of the *Bronko Nagurski Award* (nation's top defensive player), *Lombardi Trophy* (nation's top lineman) and *Morris Trophy* (Pac-10's top lineman)...Also named *Pac-10 Defensive Player of the Year*...Winner of the Hendricks Award, given to college football's premier DE and voted team MVP...Started every game at DE as a junior and recorded 73 tackles (44 solo)...*Set school, conference and NCAA single-season records with 24 sacks, topping the previous marks of 19 by Al Harris in 1978 (school and conference) and 17.5 by Syracuse's Dwight Freeney in 2001*...His 31.5 stops for losses broke the previous conference mark of 28 by Stanford's Ron George in 1990...Led the conference with 6 FFs and also posted 3 PD and had 1 INT...Had at least 1 sack in 11 games...Posted 4 sacks, 5 TFL and 2 FFs among his 7 tackles against North Carolina...Named *Pac-10 Defensive Player of the Week* as he totaled a season-high 12 tackles (5 solo) with 1 FF and 4.5 sacks against Washington...His 4.5 sacks are the most by a Sun Devil since Derrick Rodgers matched that total vs. California in 1996...Made 8 tackles (5 solo) with 2 sacks and had 1 FF against Arizona...Second-team All-American selection by *The NFL Draft Report*, 3rd-team All-America from *Football News* and an All-Pac 10 1st-team choice as a sophomore...Started every game, recording 42 tackles (24 solo), and he led the team with 10 sacks (-57 yards) and 18 TFL...Named *Pac-10 Freshman of the Year*...*Football News* 1st-team Freshman All-American and 3rd-team Freshman All-American selection by *The Sporting News*...Started all but 2 games at LDE and recorded 48 tackles (41 solo), including 10 sacks and 16 TFL...Posted 4 FFs and 3 FRs...Became just the 2nd true freshman in school history to start the 1st game of the season, totaling 5 tackles (4 solo) and 1 sack against San Diego State...*Parade* All-American in 2000 and Gatorade Arizona Player of the Year at Hamilton (Chandler, AZ) HS...Rated the No. 6 player in the Far West and as the No. 3 Athlete in the Western region by *PrepStar Magazine*...Named to the All-American team and *Arizona Player of the Year* by *USA Today*...Ranked the 60th-best player in the nation by *The Sporting News*...Made the 2nd-team All-West Team by *The Orange County Register*...Rated the No. 19 player on the Western Region Super 30 by *SportsLine/PrepStar*...Arizona 5A Player of the Year by Phoenix Metro...Arizona Player of the Year by Super All-State '99...Member of the 1st-team offense on the Super All-State '99...First-team All-State and All-Region...Rushed 297 times for 2,274 yards and 26 TDs...Transferred from Chandler



MOST SACKS / ROOKIE

(SACKS HAVE BEEN COMPILED SINCE 1982)

SACK	NAME	TEAM	YEAR
14.5	Kearse, Jevon	Ten.	1999
13.0	Freeney, Dwight	Ind.	2002
12.5	O'Neal, Leslie	S.D.	1986
12.5	Rice, Simeon	Ariz.	1996
12.0	SUGGS, TERRELL	BAL.	2003
12.0	Haley, Charles	S.F.	1986
12.0	Peppers, Julius	Car.	2002
11.5	BOULWARE, PETER	BAL.	1997
11.0	Millard, Keith	Min.	1985
11.0	Howard, Darren	N.O.	2000
11.0	Maxwell, Vernon	Bal.	1983

TERRELL SUGGS 55

(AZ) HS, where he was a blocking back and LB...Holds the school record with 367 rushing yards and 5 TDs in a single game...First in the state in rushing yards (2,274), 3rd in TDs (26) and 4th in scoring (156)...Once scored 4 TDs and had 205 yards in 3 quarters...Lettered 3 times in football, 3 times in basketball and once in track and field...Was honored by his hometown of Chandler, AZ, on 1/25/01 with "Terrell Suggs Day"...Secondary education/history major...Full name: Terrell Raynnon Suggs.

PLAYERS

2003

Game-by-Game Tackles

Ravens

Date/Opp.	TT	Solo	As	INT	FF	FR	Sacks	PD
9/7 at Pit.	1	1	0	0-0	0	0	1-7	0
9/14 vs. Cle.	4	3	1	0-0	0	0	1-12	0
9/21 at SD	1	1	0	1-11	0	0	1-13	0
9/28 vs. KC	2	1	1	0-0	0	0	1-7	0
10/12 at Ari.	0	0	0	0-0	0	0	0-0	0
10/19 at Cin.	0	0	0	0-0	0	0	0-0	0
10/26 vs. Den.	3	3	0	0-0	1	0	1-12	0
11/2 vs. Jax.	1	1	0	0-0	1	0	1-10	0
11/9 at STL	2	2	0	0-0	0	0	0-0	0
11/16 at Mia.	1	0	1	0-0	0	0	0-0	0
11/23 vs. Sea.	2	2	0	0-0	1	1	2-15	0
11/30 vs. SF	1	1	0	0-0	0	0	0-0	1
12/7 vs. Cin.	2	2	0	0-0	1	1	2-12	0
12/14 at Oak.	2	2	0	0-0	0	0	0-0	1
12/21 at Cle.	5	3	2	0-0	2	1	2-9	1
12/28 vs. Pit.	6	4	2	0-0	0	1	0-0	0
Totals	33	26	7	1-11	6	4	12-97	3
Playoffs								
1/3-04 vs. Ten	2	1	1	0-0	0	0	0-0	0
Totals	2	1	1	0-0	0	0	0-0	0

"I think [Suggs] is going to be a force to be reckoned with. He keeps learning and growing. We will be a tandem to be reckoned with."

- Peter Boulware on Terrell Suggs

TERRELL SUGGS

REGULAR SEASON

Year	TT	Solo	AS	Sacks	FR	FF	TDs	INTs	PD
2003	33	26	7	*#12-97	4	6	0	1-11	3
Totals	33	26	7	*#12-97	4	6	0	1-11	3

*- Led Team

#- Rookie Franchise Record

POSTSEASON

Year	TT	Solo	AS	Sacks	FR	FF	TDs	INTs	PD
2003	2	1	1	0-0	0	0	0	0-0	0
Totals	2	1	1	0-0	0	0	0	0-0	0

TERRELL SUGGS

DID YOU KNOW?

With his 12 sacks in 2003, including tying an NFL Record with 4 sacks in the his 1st 4 games, Terrell Suggs established a new rookie Ravens' record, besting Pro Bowl LB Peter Boulware's 11.5 established in 1997.



CHESTER TAYLOR

RUNNING BACK

YEARS IN NFL: 3

HT: 5'11" **WT:** 213

COLLEGE: Toledo

HS: River Rouge (MI)

BORN: 9/22/79, River Rouge, MI

JOINED RAVENS: Draft 6c (207th), 2003

29

GAMES PLAYED/STARTED: (2002, 16/2); (2003, 16/1) **Total 32/3**

Playoffs (2003, 1/0) **Total 1/0**

TRANSACTIONS: Chester Taylor was selected with the 207th overall pick (6th round) of the 2002 NFL draft...Only the 4th RB drafted by the Ravens in franchise history...Taylor is not only the 1st player to be drafted out of Toledo by Baltimore, he is the 1st player from Toledo to be drafted into the NFL since ex-Raven CB Clarence Love was selected in the 4th round by Philadelphia in 1998...Taylor was the 1st Toledo RB drafted into the NFL since Tony Harris (4th round - San Francisco) and Tony Cole (15th round - Buffalo) were selected in 1971.

PRO: Versatile player with good speed with great open-field moves and toughness to run between the tackles...Also has return skills...Saw action in all 16 regular season games, starting 1, plus saw action in the Ravens' postseason contest in 2003...Finished 2nd on the team with 63 rushes for 276 yards and 2 TDs (all career highs)...Also 20 receptions for 132 yards and 23 KORs for 448 yards (19.5 avg.) in 2003...Taylor finished 2nd on the team with 122 yards rushing on 33 carries as a rookie (2002)...Also pulled in 14 receptions for 129 yards and 2 TDs...Showed his versatility on special teams, averaging 23.6 yards per kick return (10-for-236 yards) in 2002.

2003: Saw action in all 16 regular season games, starting 1, and in the Ravens' postseason contest...Finished 2nd on the team with 63 rushes for 276 yards and 2 TDs (all career highs)...Also had 20 receptions for 132 yards and 23 KO returns for 448 yards (19.5 avg.)...**2003 SEASON HIGHLIGHTS:** Started his 1st game of the season (at FB), and carried the ball 3 times for 24 yards, including a long of 15, in **game 14 at Oak. (12/14)**...Subbed and rushed 2 times for 33 yards (16.5 avg.), including a game-winning 29-yard TD scamper in **game 8 vs. Jax. (11/2)**...Subbed and carried the ball 5 times for 10 yards, with a long of 6, and his 1st-career rushing TD in **game 6 at Cin. (10/19)**...Established a new **career high with 10 carries** for 45 yards in **game 5 at Ari. (10/12)**...Taylor also led the team with 3 receptions for 25 yards...Had 5 carries for a **career-high 47 yards in game 4 vs. KC (9/28)**...Also led the team with 3 receptions for 25 yards, and had 1 KOR for 16 yards against the Cardinals.

2002: Saw action in all 16 games, starting 2 as a rookie...Finished 2nd on the team with 122 yards rushing on 33 carries...Hauled in 14 receptions for 129 yards and 2 TDs...Also had 10 KORs for 236 yards (23.6 avg.)...**2002 SEASON HIGHLIGHTS:** Subbed and carried the ball 5 times for 17 yards in the season finale at Pit. (12/29)...Also **had 1 reception for a career-long 20 yards, which he ran in for a TD against the Steelers**...Started his 2nd-career game in **game 14 at Hou. (12/15)**...**Pulled in a career-high 3 receptions for 40 yards, including his 1st-career TD**, an 11-yard strike from Jeff Blake, in the third quarter...**Started his 1st-career game in game 11 vs. Ten. (11/24)** and carried the ball 4 times for 10 yards and had 2 receptions for 19 yards...Saw action in his **1st NFL game** from scrimmage and on special teams in the **season opener at Car. (9/8)**, but did not carry the ball.

COLLEGE, PERSONAL: Started every game and earned 1st-team All-MAC honors and was runner-up for the conference Player of the Year award as senior...Also named North Team MVP in the 2002 Hula Bowl...Ranked 7th in nation with 1,492 yards on 268 attempts for a 5.3 yards-per-carry average and 20 TDs...Also hauled in 26 receptions for 242 yards and 3 TDs, with a long of 43 yards...Was 3rd in nation and tied school record with 20 rushing TDs...First-team All-MAC and honorable mention All-American by *Football News* as junior...Gained 1,470 yards rushing on 250 attempts and 18 TDs...Ranked 7th in nation with 133.6 yards per game...Ranked 7th in nation with 19 TDs...Posted 9 games with 100-or-more yards...Played and started all 11 games at RB...Ranked 20th in nation and led team with 1,176 yards rushing...Was 2nd in the nation with 6.5 yards per carry average...Gained 100

OFF THE FIELD

Chester, along with Ravens teammates, instructed 150 children on football fundamentals at the Gatorade Jr. Training Camp held at Clarence Du Burns Arena in 2003.

CHESTER TAYLOR 29

yards or more 7 times and went over 200 yards twice with 12 TDs...Saw action in 9 games as a freshman...Carried 103 times for 583 yards as backup RB...Led team with 5 rushing TDs and 5.5 yards per carry average...Named to *Detroit News* and *Detroit Free Press* Dream Teams as a senior...Also All-Region and honorable mention All-State as a senior...Rushed for 1,180 yards as a junior...Graduated in spring of 2001 with a degree in sports administration...Volunteered for Habitat for Humanity in 2003...Full name: Chester Lamar Taylor.

2003 Game-By-Game Ravens

Date/Opp.	RUSHING					RECEIVING				
	No	Yds	Avg	LG	TD	No	Yds	Avg	LG	TD
9/7 at Pit.	1	-1	-1	-1	0	3	10	3.3	7	0
9/14 vs. Cle.	5	8	1.6	5	0	1	3	3.3	3	0
9/21 at SD	3	12	4	7	0	0	0	0.0	0	0
9/28 vs. KC	5	47	9.4	32	0	1	8	8.0	8	0
10/12 at Ari.	10	45	4.5	14	0	3	25	8.3	10	0
10/19 at Cin.	5	10	2	6	1	0	0	0.0	0	0
10/26 vs. Den.	2	6	3	4	0	2	10	5.0	8	0
11/2 vs. Jax.	2	33	16.5	29	1	0	0	0.0	0	0
11/9 at STL	4	18	4.5	6	0	3	10	3.3	7	0
11/16 at Mia.	4	19	4.8	6	0	3	24	8.0	13	0
11/23 vs. Sea.	3	-1	-0.3	3	0	0	0	0.0	0	0
11/30 vs. SF	1	-1	-1	-1	0	1	13	13.0	13	0
12/7 vs. Cin.	6	26	4.3	11	0	0	0	0.0	0	0
12/14 at Oak.	3	24	8	15	0	0	0	0.0	0	0
12/21 at Cle.	7	22	3.1	14	0	1	23	23.0	23	0
12/28 vs. Pit.	2	9	4.5	9	0	2	6	3.0	4	0
Totals	63	276	4.4	32	2	20	132	6.6	23	0
Playoffs										
1/3/04 vs. Ten.	0	0	0.0	0	0	0	0	0.0	0	0
Totals	0	0	0.0	0	0	0	0	0.0	0	0

2002 Game-By-Game Ravens

Date/Opp.	RUSHING					RECEIVING				
	No	Yds	Avg	LG	TD	No	Yds	Avg	LG	TD
9/8 @ Car.	0	0	0.0	0	0	0	0	0.0	0	0
9/15 vs. TB	2	2	1.0	1	0	0	0	0.0	0	0
9/30 vs. Den.	0	0	0.0	0	0	0	0	0.0	0	0
10/6 @ Cle.	3	7	2.3	4	0	1	5	5.0	5	0
10/13 @ Ind.	2	1	0.5	1	0	0	0	0.0	0	0
10/20 vs. Jax.	1	1	1.0	1	0	0	0	0.0	0	0
10/27 vs. Pit.	2	8	4.0	6	0	1	5	5.0	5	0
11/3 @ Atl.	1	17	17.0	17	0	0	0	0.0	0	0
11/10 vs. Cin.	5	25	5.0	14	0	0	0	0.0	0	0
11/17 @ Mia.	1	3	3.0	3	0	3	5	1.7	4	0
11/24 vs. Ten.	4	10	2.5	7	0	2	19	9.5	10	0
12/1 @ Cin.	2	9	4.5	6	0	1	16	16.0	16	0
12/8 vs. NO	2	8	4.0	5	0	1	19	19.0	19	0
12/15 @ Hou.	2	4	2.0	3	0	3	40	13.3	15	1
12/22 vs. Cle.	1	10	10.0	10	0	1	0	0.0	0	0
12/29 @ Pit.	5	17	3.4	5	0	1	20	20.0	20	1
Totals	33	122	3.7	17	0	14	129	9.2	20	2

CHESTER TAYLOR

REGULAR SEASON...

RUSHING

Year	No.	Yards	Avg.	LG	TD
2002	33	122	3.7	17	0
2003	63	276	4.4	32	2
Totals	96	398	4.1	32	2

RECEIVING

No.	Yards	Avg.	LG	TD
14	129	9.2	20t	2
20	132	6.6	23	0
34	261	7.6	23	2

KO Returns - [2003] 23 for 448 yards (19.5 avg.) - Long of 26

CAREER SINGLE-GAME HIGHS (regular season)

RUSHING:

Carries:

10 (10/12/03 vs. Ari.)

Yardage:

47 (9/28/03 vs. KC)

Long Gain:

32 (9/28/03 vs. KC)

Touchdowns:

1 (2 times) last vs. Jax. 11/2/03

RECEIVING:

Receptions:

3 (5 times) last at Mia. 11/16/03

Yardage:

40 (12/15/02 at Hou.)

Long Gain:

20t (12/19/02 at Pit.)

Touchdowns:

1 (12/8/02 vs. NO)

POSTSEASON...

RUSHING


Year	No.	Yards	Avg.	LG	TD
2003	0	0	0.0	0	0
Totals	0	0	0.0	0	0

RECEIVING

No.	Yards	Avg.	LG	TD
2	19	9.5	16	0
2	19	9.5	16	0

KO Returns - [2003] 2 for 45 yards (22.5 avg.) - Long of 26

CHESTER TAYLOR



TRAVIS TAYLOR
WIDE RECEIVER
 YEARS IN NFL: 5
 HT: 6'1" WT: 210
 COLLEGE: Florida
 HS: Ribault (Jacksonville, FL)
 BORN: 3/30/78, Fernadina Beach, FL
 JOINED RAVENS: Draft 1b (10th), 2000

89

GAMES PLAYED/STARTED: (2000, 9/8); (2001, 16/13); (2002, 16/15); (2003, 16/16) Total 57/52


Playoffs (2000, IR); (2001, 2/2); (2003, 1/1) Total 3/3

TRANSACTIONS: Travis Taylor was selected with the 10th overall pick in the 2000 NFL draft, the 2nd of Baltimore's 2 1st-round choices that year; 1st was Jamal Lewis at number 5...Pick was acquired from Denver, as Baltimore traded the 15th and 45th choices in 2000 for Denver's 1st round pick (10th overall)...Third player selected out of Florida by the Ravens (LB Dexter Daniels in 1996 and C Jeff Mitchell in 1997)...Placed on IR on 11/8/00 (fractured clavicle).

PRO: Speedy, tough receiver who can stretch the field and has breakaway ability...In 2003, started all 16 regular season games and the Ravens' postseason contest in 2003...Led the team with a 16.2 yards per reception average with 39 catches for 632 yards (2nd on team in both categories) and 3 TDs...Led the team with 7 receptions for 82 yards in the postseason...*Taylor enjoyed a breakout season when he set career highs in every category in 2002, playing in all 16 games, starting 15...Became a go-to receiver down the stretch and led the team with 869 yards (61 catches) and 6 TDs receiving...*Also had 11 carries for 105 yards...Gained valuable experience in his 2nd year in 2001...Played in all 16 games, starting 13 and both postseason games...Taylor finished 3rd on the team with 42 receptions, and was 2nd on the team with 3 TD receptions...Also had 5 rushing attempts for 46 yards (a 9.2 yards per carry average)...Travis followed up his regular-season performance with 6 receptions for 76 yards and 1 TD in his 1st career playoff game (1/13/02 vs. Miami)...Came out of the gate strong as a rookie in 2000 before suffering a fractured clavicle vs. Pittsburgh (10/29/00)...At the time of his injury, he was 3rd on the Ravens with 28 receptions for 276 yards and 3 TDs.

2003: Started all 16 regular season games and the Ravens' postseason contest in 2003...Led the team with a 16.2 yards per reception average with 39 catches for 632 yards (2nd on team in both categories) and 3 TDs...Led the team with 7 receptions for 82 yards in the postseason...**2003 SEASON HIGHLIGHTS:** Started and led the team with 7 receptions for 82 yards, 3 good for 1st downs in the Wild Card loss vs. Ten. (1/3/04)...Game vs. the Titans was the 60th of his career...Pulled in 2 receptions for a team-high 65 yards, including a long of 40, down to the Rams' 5-yard line, which led to a Jamal Lewis TD run 2 plays later in game 9 at STL (11/9)...Started and exploded for a career-high 138 yards (his 2nd-career 100-yard receiving game) on 4 receptions for an astonishing 34.5 yards per reception and 2 TDs in game 6 at Cin. (10/19)...Of his 138 receiving yards, 92 came on his 2 TDs receptions, including a career-long 73-yard TD in the fourth quarter...Along with Todd Heap (129 yards receiving), Taylor became half of the 1st pair of Ravens to record 100 yards receiving in the same game since Michael Jackson (128) and Derrick Alexander (123) did it vs. NE on 10/6/96...Taylor also rushed 1 time for 1 yard against the Bengals.

2002: Played in all 16 games, starting 15 in 2002...*Led the team with a career-high 869 yards and 6 TDs on 61 receptions in 2002...*Also had 105 yards rushing on 11 carries...**2002 SEASON**



OFF THE FIELD

Travis helped with the Thanksgiving Turkey Give-away in Baltimore, and also spearheaded a Christmas toy drive in hometown of Camden, GA. in the 2003 holidays. This spring (in March), he hosted a community day in Camden that featured a 3-on-3 basketball tournament and other events. In May, he hosted an arts festival at his HS, Ribault (Jacksonville, FL.).

TRAVIS TAYLOR 89

HIGHLIGHTS: Pulled in 5 receptions for 96 yards and 1 TD in 23-19 win in **game 14 at Hou. (12/15)**...His 26-yard TD reception capped a 97-yard drive (longest of the season) in which he had 3 receptions for 79 yards, including the TD...Started and tied for the team lead (with Todd Heap) with 5 receptions for 83 yards in **game 13 vs. NO (12/8)**...Rushed twice for 44 yards against the Saints...Had a career-day in **game 8 at Atl. (11/3)** when **he pulled in 4 receptions for a career-high 127 yards (31.8 avg.), including a career-long 64-yard reception in the second quarter** in **game 8 at Atl. (11/3)**...His 127 yards marked the 1st time a Ravens receiver broke the century mark in the 2002 season...Taylor also carried the ball once for 39 yards...**Started and led the team with a career-high 7 receptions in game 7 vs. Pit. (10/27)**...Gained a team-high 82 yards against the Steelers.

2001: Saw action in all 16 games, starting 13...Finished 3rd on the team with 42 receptions for 560 yards and 3 TDs...**2001 SEASON HIGHLIGHTS:** Finished 3rd on the team with 42 receptions for 560 yards...Caught 1 pass for 11 yards in 19-3 win in **game 16 vs. Min. (1/7/02)**...Caught 5 passes for 48 yards in 27-17 loss in **game 10 vs. Cle. (11/18)**...**Led team with 5 catches (for 80 yards)** in 26-7 win in **game 4 vs. Ten. (10/7)**...Also gained 14 yards on a reverse...**Had 4 receptions for team-leading and then-career-high 90 yards,** including a 3-yard TD catch in the fourth quarter to give the Ravens a 20-13 lead in **game 3 at Den. (9/30)**...Caught 4 passes for 44 yards in 21-10 loss in **game 2 at Cin. (9/23)**...Three of the receptions went for 1st downs and all 4 were catches of 10 yards or more.

2000: Taylor was the 3rd-leading receiver on the Ravens with 28 receptions for 276 yards and 3 TDs before being placed on IR (11/8) with a fractured clavicle...Accounted for 18 1st downs, 11 on 3rd down...Set a Ravens' WR rookie record for most TDs (3)...**2000 SEASON HIGHLIGHTS:** Suffered fractured clavicle in **game 9 vs. Pit. (10/29)**...Caught 3 passes for 25 yards in the 14-6 loss in **game 8 vs. Ten. (10/22)**...Caught his 3rd TD pass of the season, an 8-yard pass from Tony Banks for the Ravens' 1st TD in the 37-0 rout in **game 4 vs. Cin. (9/24)**...Earned a game ball for his 2-TD performance in the Ravens' 39-36 come-from-behind victory in **game 2 vs. Jax. (9/10)**...Made **1st pro start** and had TD receptions of 14 and 23 yards as Baltimore overcame a 17-0 deficit...Totaled 4 catches for a career-high 80 yards, including a 40-yard reception on the 1st play of the second half...**His 2 TDs set a Ravens' rookie single-game record**...Saw 1st pro action as a reserve in the Ravens' 16-0 opening-day win at Pit. (9/3), and had 4 receptions for 50 yards.

COLLEGE, PERSONAL: Big-game savvy, Travis was MVP both of the 2000 Citrus Bowl vs. Michigan St. and the 1999 Orange Bowl vs. Syracuse...Finished his collegiate career with 72 receptions for 1,150 yards and 15 TDs...Declared his draft eligibility after his junior season of 1999...Caught 34 passes for 463 yards and 6 TDs in Florida's high-powered offense as a junior, despite playing with a high ankle sprain...Capped collegiate career in the Citrus Bowl against Michigan State, catching 11 passes for 156 yards and 3 TDs...TDs went for 12, 8 and 39 yards...His 11 catches set an all-time school bowl game record, and his 3 TDs tied a Gators' Bowl-game record...His yardage total was 3rd in Gators bowl game history...Despite starting only 3 games as



2004 BALTIMORE RAVENS FAN & MEDIA GUIDE • 193

TRAVIS TAYLOR 89

2003

Game-by-Game

Ravens

Receiving						Rushing				
Date/Opp.	Rec.	Yds	Avg.	LG	TDs	No.	Yds	Avg.	LG	TDs
9/7 at Pit.	5	33	6.6	9	1	0	0	0.0	0	0
9/14 vs. Cle.	2	27	13.5	20	0	1	1	1.0	1	0
9/21 at SD	0	0	0.0	0	0	1	5	5.0	5	0
9/28 vs. KC	4	30	7.5	10	0	1	16	16.0	16	0
10/12 at Ari.	2	17	8.5	9	0	3	29	9.7	16	0
10/19 at Cin.	4	138	34.5	73	2	1	1	1.0	1	0
10/26 vs. Den.	1	5	5.0	5	0	0	0	0.0	0	0
11/2 vs. Jax.	3	64	21.3	47	0	1	(2)	(2.0)	(2)	0
11/9 at STL	2	65	32.5	40	0	1	1	1.0	1	0
11/16 at Mia.	1	11	11.0	11	0	0	0	0.0	0	0
11/23 vs. Sea.	3	57	19.0	43	0	0	0	0.0	0	0
11/30 vs. SF	3	21	7.0	10	0	0	0	0.0	0	0
12/7 vs. Cin.	2	77	38.5	64	0	1	8	8.0	8	0
12/14 at Oak.	3	62	20.7	41	0	0	0	0.0	0	0
12/21 at Cle.	1	4	4.0	4	0	1	3	3.0	3	0
12/28 vs. Pit.	3	21	7.0	10	0	0	0	0.0	0	0
Totals	39	632	16.2	73	3	11	62	5.6	16	0

Playoffs

1/3/04 vs. Ten	7	82	11.7	30	0	0	0	0.0	0	0
Totals	7	82	11.7	30	0	0	0	0.0	0	0

2001

Game-by-Game

Ravens

Receiving						Rushing				
Date/Opp.	Rec.	Yds	Avg.	LG	TDs	No.	Yds	Avg.	LG	TDs
9/9 vs. Chi.	0	0	0.0	0	0	0	0	0.0	0	0
9/23 @ Cin.	4	44	11.0	13	0	0	0	0.0	0	0
9/30 @ Den.	4	90	22.5	63	1	0	0	0.0	0	0
10/7 vs. Ten.	5	80	16.0	34	0	1	14	14.0	14	0
10/14 @ GB	3	50	16.7	27	1	0	0	0.0	0	0
10/21 @ Cle.	0	0	0.0	0	0	0	0	0.0	0	0
10/28 vs. Jax.	3	17	5.7	8	0	0	0	0.0	0	0
11/4 @ Pit.	2	22	11.0	13	0	0	0	0.0	0	0
11/12 @ Ten.	2	16	8.0	9	0	1	8	8.0	8	0
11/18 vs. Cle.	5	48	9.6	14	0	0	0	0.0	0	0
11/25 @ Jax.	3	48	16.0	20	0	0	0	0.0	0	0
12/2 vs. Ind.	1	9	9.0	9	0	0	0	0.0	0	0
12/16 vs. Pit.	1	8	8.0	8	0	1	16	16.0	16	0
12/23 vs. Cin.	4	66	16.5	25	0	1	9	9.0	9	0
12/29 @ TB	4	51	12.8	18	1	0	0	0.0	0	0
1/7 vs. Min.	1	11	11.0	11	0	1	(1)	(1.0)	(1)	0
Totals	42	560	13.3	63	3	5	46	9.2	16	0

Playoffs

1/13 @ Mia	2	49	24.5	45	1	1	15	15.0	15	0
1/20 @ Pit	0	0	0.0	0	0	0	0	0.0	0	0
Totals	2	49	24.5	45	1	0	0	0.0	0	0

2002

Game-by-Game

Ravens

Receiving						Rushing				
Date/Opp.	Rec.	Yds	Avg.	LG	TDs	No.	Yds	Avg.	LG	TDs
9/8 @ Car	2	53	26.5	36	0	0	0	0.0	0	0
9/15 vs. TB	2	18	9.0	9	0	0	0	0.0	0	0
9/30 vs. Den	1	8	8.0	8	0	0	0	0.0	0	0
10/6 @ Cle	4	41	10.3	21	0	2	(4)	(2.0)	(1)	0
10/13 @ Ind	4	57	14.3	21	0	0	0	0.0	0	0
10/20 vs. Jac	4	42	10.5	19	0	0	0	0.0	0	0
10/27 vs. Pit	7	82	11.7	18	0	0	0	0.0	0	0
11/3 @ Atl	4	127	31.8	64	1	1	39	39.0	39	0
11/10 vs. Cin	7	52	7.4	16	1	1	5	5.0	5	0
11/17 @ Mia	4	48	12.0	28	1	0	0	0.0	0	0
11/24 vs. Ten	1	2	2.0	2	0	1	6	6.0	6	0
12/1 @ Cin	3	59	19.7	39	1	1	(5)	(5.0)	(5)	0
12/8 vs. NO	5	83	16.6	34	0	2	44	22.0	31	0
12/15 @ Hou	5	96	19.2	30	1	0	0	0.0	0	0
12/22 vs. Cle	3	39	13.0	17	1	3	20	6.7	11	0
12/29 @ Pit	5	62	12.4	19	0	0	0	0.0	0	0
Totals	61	869	14.2	64	6	11	105	9.6	39	0

2000

Game-by-Game

Ravens

Receiving						Rushing				
Date/Opp.	Rec.	Yds	Avg.	LG	TDs	No.	Yds	Avg.	LG	TDs
9/3 @ Pit.	4	50	12.5	28	0	0	0	0.0	0	0
9/10 Jax.	4	80	20.0	40	2	0	0	0.0	0	0
9/17 @ Min.	2	10	5	6	0	0	0	0.0	0	0
9/24 Cin.	4	32	8	12	1	0	0	0.0	0	0
10/1 @ Cle.	5	39	7.8	12	0	1	12	12	12	0
10/8 @ Jax.	1	7	7	7	0	0	0	0.0	0	0
10/15 @ Was.	2	10	5	6	0	1	-1	-1	-1	0
10/22 Ten.	3	25	8.33	13	0	0	0	0.0	0	0
10/29 Pit.	3	23	7.67	13	0	0	0	0.0	0	0
11/5 @ Cin.	INACTIVE - SHOULDER									
11/12 @ Ten.	INJURED RESERVE - SHOULDER									
11/19 Dal.	INJURED RESERVE - SHOULDER									
11/26 Cle.	INJURED RESERVE - SHOULDER									
12/10 SD	INJURED RESERVE - SHOULDER									
12/17 Ari.	INJURED RESERVE - SHOULDER									
12/24 NYJ	INJURED RESERVE - SHOULDER									
Totals	28	276	9.9	40	3	2	11	5.5	12	0

Playoffs

12/31 Den.	INJURED RESERVE - SHOULDER									
1/7/01 @ Ten	INJURED RESERVE - SHOULDER									
1/14/01 @ Oak	INJURED RESERVE - SHOULDER									
SB XXXV NYG	INJURED RESERVE - SHOULDER									
Totals	INJURED RESERVE - SHOULDER									

TRAVIS TAYLOR

a sophomore in 1998, Travis finished 2nd on the team with 37 receptions for 676 yards (18.3 avg.) and 9 TDs...Caught at least 1 TD pass in 8 of 11 games...Of his 37 receptions, 27 (73%) went for a 1st down...Closed his sophomore season with MVP honors in the FedEx Orange Bowl against Syracuse, as he grabbed 7 passes for 159 yards and TDs of 51 and 26 yards...Did not start any games as a freshman (1997)...Appeared in just 61 plays...Had an 11-yard reception against Kentucky...Had a 19-yard reception in the Citrus Bowl against Penn State...A 1st-team All-State class 4A selection at Ribault (Jacksonville, FL) HS...Also won All-America honors from *Super Prep* and was ranked among the top 10 prep WRs in the nation...Caught 46 passes for 811 yards (17.6 avg.) with 7 TDs as a senior in 1996, while picking off 3 passes as a DB...Named to the *Florida Times-Union* Area Super 24 team...Played his 1st 2 seasons at Camden (GA) HS before moving to Jacksonville for his final 2 seasons...Majored in commercial recreation...Enjoys playing video games and basketball...Travis and his wife, Rashidah, have 3 daughters...Partnered with Washington Redskins RB Stephen Davis to hold an annual football camp at Towson (MD) University...Full name: Travis Lamont Taylor.

TRAVIS TAYLOR 89

REGULAR SEASON...

RECEIVING

Year	No.	Yards	Avg.	LG	TD
2000	28	276	9.9	40	3
2001	42	560	13.3	63	3
2002	61	*869	14.2	64	*6
2003	39	632	*16.2	73t	3
Totals	170	2,337	13.7	73t	15

*Led Team

CAREER SINGLE-GAME HIGHS (regular season)

Receptions:

7 (twice) last (11/10/02 vs. Cin.)

Yardage

138 (10/19/03 at Cin.)
 127 (11/3/02 at Atl.)
 96 (12/15/02 at Hou.)
 90 (9/30/01 at Den.)
 83 (12/8/02 vs. NO)
 80 (9/10/00 vs. Jax.)

Long Gain:

73 (10/19/03 at Cin.)
 64 (11/3/02 at Atl.)
 63 (9/30/01 at Den.)

Touchdowns:

2 (10/19/03 at Cin.)
 (9/10/00 vs. Jax.)

RUSHING

Year	No.	Yards	Avg.	LG	TD
2000	2	11	5.5	12	0
2001	5	46	9.2	16	0
2002	11	105	9.5	39	0
2003	11	62	5.6	16	0
Totals	29	224	7.7	39	0

POSTSEASON...

RECEIVING

Year	No.	Yards	Avg.	LG	TD
2000	INJURED RESERVE				
2001	6	76	12.6	45	1
2003	7	82	11.7	30	0
Totals	13	158	12.2	45	1

TRAVIS TAYLOR

DID YOU KNOW?

Travis Taylor has 170 career receptions, placing him 3rd (Qadry Ismail - 191 and Michael Jackson - 183) in Ravens history. His 2,337 receiving yards are also 3rd (Ismail - 2,819 and Jackson - 2,596) in team annals.

ADALIOUS THOMAS

LINEBACKER

YEARS IN NFL: 5

HT: 6'2" WT: 270

COLLEGE: Southern Mississippi

HS: Central Coosa (Equality, AL)

BORN: 8/18/77, Equality, AL

JOINED RAVENS: Draft 6a (186th), 2000

96

GAMES PLAYED/STARTED: (2000, 3/0); (2001, 16/2); (2002, 16/12); (2003, 13/11) **Total 48/25**
Playoffs (2000, 1/0); (2001, 2/0) (2003, IR) **Total 3/0**

TRANSACTIONS: Adalious Thomas re-signed with the Ravens on 3/22/04...Was originally selected by the Ravens with the 1st of 2, 6th-round choices (186th overall) in the 2000 NFL Draft.

PRO: One of the most versatile players in the NFL, Adalious played LB, DE and was a special teams ace, earning his 1st-ever **Pro Bowl** nod in 2003...Saw action in 13 games, starting 11 before being placed on Injured Reserve (12/17/03) with a dislocated and broken elbow...Registered 34 tackles (26 solo), 8 PD, 4 sacks and 1 FF...Also **led the team with a career-high 23 special teams tackles** and had 1 blocked punt in 2003...Stepped up in a big way in 2002 as a starting DE...**Posted a career-high 68 tackles and 3 sacks**...Also had 3 FFs, 1 FR and career highs with 2 INTs (1 was returned for a TD) and 11 PD...Also was 3rd on the team with 15 special teams tackles...An explosive player with good burst off the ball...Came into his own in his 2nd year (2001), posting 37 tackles (29 solo), 3.5 sacks, 3 FFs and 8 PD...Tied for the team lead (with Anthony Mitchell) with 18 special teams tackles...Made an impact in the 2000 preseason (rookie) when he led the NFL with 5 sacks.

2003: Earned his 1st **Pro Bowl** nod as a special teamer...Saw action in 13 games, starting 11 before being placed on IR (12/17/03) with a dislocated and broken elbow...Registered 34 tackles (26 solo), 8 PD, 4 sacks and 1 FF...Also **led the team with a career-high 23 special teams tackles** and had 1 blocked punt in 2003...Was placed on IR on 12/17 following elbow surgery (12/9)...**2003 SEASON HIGHLIGHTS:** Started and had 5 tackles (4 solo), including 2 sacks (12 yards) and 1 FF before leaving the game with a broken right elbow in **game 13 vs. Cin. (12/7)**...Started at LB and amassed 4 tackles (3 solo) and 3 PD in 44-6 rout in **game 12 vs. SF (11/30)**...Added 3 special teams tackles against the 49ers, plus a 22-yard KO return...Had 3 special teams tackles in **game 7 against the Broncos (10/26)**...Started and had 1 tackle and 2 QB hits in **game 6 at Cin. (10/19)**...Posted 5 tackles (2 solo) and 1 QB hit in 26-18 victory in **game 5 at Ari. (10/12)**...Subbed at OLB and recorded his 1st sack of the season (13 yards) in 33-13 win in **game 2 vs. Cle. (9/14)**.

2002: Saw action in all 16 games, starting 12 at DE...Totaled 68 tackles (38 solo), 3 sacks (20 yards), 11 PD, 3 FFs and 1 FR...**Had 2 INTs, 1 of which he returned for his 1st-career TD (11/10 vs. Cin.)**...Also ranked 3rd on the team with 15 special teams tackles...**2002 SEASON HIGHLIGHTS:** Started and had 6 tackles (5 solo) in 23-19 win in **game 14 at Hou. (12/15)**...Recorded 1 sack (7 yards), 1 PD and 1 FF against the Texans despite being slowed by a knee injury suffered in the second quarter...Started at RDE in **game 13 vs. NO (12/8)**...Started at RDE and had 4 tackles, 1 FF and 1 FR in 27-23 win in **game 12 at Cin. (12/1)**...Had 2 QB pressures and provided a downfield escort, blocking for S Chad Williams as Chad tied a franchise record with a 98-yard INT return for a TD...Also had game-saving pass defended when the Bengals were on the Baltimore 10-yard line with 34 seconds remaining, (QB Jon Kitna was looking for RB Corey Dillon, Thomas stepped in

OFF THE FIELD

An avid chess player, Adalious annually hosts a group of 45 children from the Knights of Valor chess team to take part in a tournament held at the Ravens' practice facility. Members from the Maryland Mentoring Program, a group Adalious supports, participated in the challenge against A.D. and other Ravens players.

ADALIUS THOMAS 96

front of the pass to bat it away)...Started at DE in 38-27 win in **game 9 vs. Cin. (11/10)**...Posted 5 tackles and 1 QB hit against the Bengals...*Also had an INT, which he returned 25 yards for his 1st-career TD.*

2001: Posted 39 tackles (27 solo) for the season...Tied for team lead with 3 FFs...Tied for team lead with 18 special teams tackles (S Anthony Mitchell)...Recorded 4 tackles (3 solo), including 1 TFL, in 26-21 defeat in **game 13 vs. Pit. (12/16)**...Made 1 special teams tackle...Recorded 8 tackles (5 solo), including 1.5 sacks, forced 2 fumbles and had 2 PD in 39-27 win in **game 12 vs. Ind. (12/2)**...Made 2 special teams tackles...Named the **AFC Defensive Player of the Week** for his efforts...*Started his 1st NFL game and recorded 5 tackles* (4 solo), including a game-ending sack of QB Mark Brunell, in 24-21 win in **game 11 at Jax. (11/25)**...Made a team-high 4 special teams tackles...Led team with 3 special teams tackles.

2000: Recorded 1 tackle in just 7 plays from scrimmage in the regular season...Played in 3 games, did not play in 1 game and was inactive in the other 12...In the playoffs, he batted a pass and recorded a special teams stop...On inactive list in 3 of 4 postseason games...**2000 SEASON HIGHLIGHTS:** Recorded 1 PD and 1 special teams tackle in the Ravens' 16-3 AFC Championship Game victory at Oak. (1/14/01)...Played on special teams in **game 11 at Ten. (11/12)**...Saw 1st action of the season in 14-6 loss in **game 8 vs. Ten. (10/22)**...The defense held the Titans to a Ravens' record-low 7 1st downs...Had an assist in 3 plays from scrimmage.

COLLEGE, PERSONAL: *Twice named Conference USA Defensive Player of the Year*...A gifted athlete

"We're trying to use his talents. If we didn't have a guy like him, we wouldn't be doing some of the things we're doing. He's a defensive lineman-slash-linebacker and vice versa. You can call him the 'Defensive Slash.'"

-Mike Nolan on Adalius Thomas

who was highly recruited out of high school as a basketball player. Thomas was an effective pass rusher who recorded 34.5 sacks during his collegiate career, to become the Golden Eagles' all-time leader...School officials said he is the best defensive player to come out of Southern Miss, and the greatest all-around player since Brett Favre...Won Conference USA Defensive Player of the Year honors, and was a 1st-team all-conference pick as a senior in 1999...All-America 3rd-team choice by *SportPage.com* and *Football News*...Had 67 tackles, including 9 sacks for 65 yards and 16 TFL...Recovered 2 fumbles, forced 1 and blocked 4 kicks...In USM's 28-20 victory over Cincinnati, he had 12 tackles, 2 for losses, 1 FR and 2 blocked FGs, as he made his 1st career start at OLB...Earned 1st-team All-America honors by the American Football Coaches Association and 3rd-team honors from *Football News* as a junior in 1998...Was an All-Conference USA 1st-team pick and Defensive Player of the Year...Led the conference with 12.5 sacks, plus added 20 TFL...Recorded 71 tackles, 5 PD and 2 blocked kicks...All-Conference USA 1st-team pick by *Football News* as a sophomore in 1997...Started all 11 games and finished with 65 tackles, 9 sacks and a conference-high 15 TFL...Also had 2 FRs and blocked a FG...Earned Freshman All-America honors in 1996 from *The Sporting News*...Played in every game but did not start, still finishing with 39 tackles, 4 sacks and 1 FR...Only player in school history to play both football and basketball...A highly-recruited basketball player out of Central Coosa (Equality, AL) HS...Led the team to the state basketball title and was the leading scorer, rebounder, FG pct. leader and shot-blocker...Named Alabama's Class 4A player of the year as a prep senior in 1995 after averaging 20 points a game and leading Central Coosa High to the state title...Had more than 300 yards rushing and receiving as a senior and scored 19 TDs as a TE...Was a Class 4A All-State LB...Also scored 4 times on defense...Completed an internship with Danny K. Davis, Chicago - District 7, in 2001...Was a guest speaker during "Encouragement Week" at the Community College of Central Alabama in Alexander City, AL during the 2001 offseason...Works with the Russell Medical Center in AL, which cares for patients that cannot afford treatment...Played in and donated money to the Juvenile Diabetes annual golf tournament...Recently established the Adalius Thomas Foundation...Works with his church youth group in Nixburg, AL, and developed funding for the program...While at home in Alabama during the offseason, enjoys visiting with elementary school children...Adalius joined other Ravens players, along with representatives from the United Way of Central Maryland, M&T Bank, Civic Works and Governor Robert Ehrlich's office, to help paint, frame and rebuild homes in Baltimore's Sandtown community on 10/7/03, as part of the 5th annual NFL and United Way Hometown

ADALIUS THOMAS 96

Huddle...Adalius, along with Will Demps and Ed Reed, gave an inspirational message to high school students about a particular segment of the Ravens R.I.S.E. program....The Ravens produced 4 Ravens R.I.S.E. assemblies (2003) for Baltimore-area high school students. At each event, Ravens players discussed the 4 areas and taught how to Realize, Improve, Share and Expand their talents (R.I.S.E.)...The interactive and motivational assemblies incorporated music, visual presentations and Q&A periods with the high schoolers...Earned a B.S. in sports administration...Thomas was among 10 recipients of the "JB Awards" at the NFL Players Gridiron Gala in Washington on 4/16/03...Thomas was also a finalist for the Byron "Whizzer" White Humanitarian Award, given to the NFL player who best represents dedication to team, community and country....Hosted his 1st-annual S.L.A.S.H. (Sportsmen Lifting Academics & Sponsoring Hope) Golf Tournament on 5/10/04 to raise money for the Adalius Thomas Foundation...An avid chess player, Adalius annually hosts a group of 45 children from the Knights of Valor chess team to take part in a tournament held at the Ravens' facility...Members from the Maryland Mentoring Program, a group Adalius supports, participated in the challenge against Ravens players...Married his wife, Sheri, on 7/6/02...Has a son, Devin Jamal Thomas (12/10/98), and a daughter Alana (7/7/04)...Name is pronounced: ah-DAY-lus...Full name: Adalius Donquail Thomas.

2003
Game-by-Game Tackles
Ravens

Date/Opp.	TT	Solo	AS	INT	FF	FR	Sacks	PD
9/7 at Pit.	1	1	0	0-0	0	0	1-2	1
9/14 vs. Cle.	1	1	0	0-0	0	0	1-13	0
9/21 at SD	0	0	0	0-0	0	0	0-0	1
9/28 vs. KC	2	2	0	0-0	0	0	0-0	0
10/12 at Ari.	5	2	3	0-0	0	0	0-0	0
10/19 at Cin.	1	0	1	0-0	0	0	0-0	0
10/26 vs. Den.	4	3	1	0-0	0	0	0-0	0
11/2 vs. Jax.	4	4	0	0-0	0	0	0-0	0
11/9 at STL	0	0	0	0-0	0	0	0-0	1
11/16 at Mia.	4	3	1	0-0	0	0	0-0	2
11/23 vs. Sea.	3	3	0	0-0	0	0	0-0	0
11/30 vs. SF	4	3	1	0-0	0	0	0-0	3
12/7 vs. Cin.	5	4	1	0-0	1	0	2-12	0
12/14 at Oak.	INACTIVE - ELBOW							
12/21 at Cle.	INJURED RESERVE							
12/28 vs. Pit.	INJURED RESERVE							
Totals	34	26	8	0-0	1	0	4-27	8

Playoffs

1/3/04 vs. Ten.	INJURED RESERVE							
Totals	0	0	0	0	0	0	0	0

2001
Game-by-Game Tackles
Ravens

Date/Opp.	TT	Solo	AS	INT	FF	FR	Sacks	PD
9/9 Chi.	0	0	0	0-0	0	0	0-0	0
9/23 @ Cin.	0	0	0	0-0	0	0	0-0	0
9/30 @ Den.	2	2	0	0-0	0	0	0-0	0
10/7 Ten.	1	1	0	0-0	0	0	0-0	1
10/14 @ GB	0	0	0	0-0	0	0	0-0	0
10/21 @ Cle.	0	0	0	0-0	0	0	0-0	0
10/28 Jax.	0	0	0	0-0	0	0	0-0	1
11/4 @ Pit.	3	2	1	0-0	1	0	0-0	0
11/12 @ Ten.	3	1	2	0-0	0	0	0-0	0
11/18 Cle.	6	4	2	0-0	0	0	0-0	0
11/25 @ Jax.	5	4	1	0-0	0	0	1-1	0
12/2 Ind.	8	5	3	0-0	2	0	0.5-29.5	2
12/16 Pit.	4	3	1	0-0	0	0	0-0	0
12/23 Cin.	3	2	1	0-0	0	0	0-0	3
12/29 @ TB	1	0	1	0-0	0	0	0-0	1
1/7 Min.	3	3	0	0-0	0	0	1-2	0
Totals	39	27	12	0-0	3	0	0.5-32.5	8

Playoffs

1/13 @ Mia.	4	2	2	0-0	0	0	0-0	0
1/20 @ Pit.	0	0	0	0-0	0	0	0-0	0
Totals	4	2	2	0-0	0	0	0-0	0

2002
Game-by-Game Tackles
Ravens

Date/Opp.	TT	Solo	AS	INT	FF	FR	Sacks	PD
9/8 @ Car.	6	3	3	0-0	0	0	5-4.5	0
9/15 vs. TB	3	2	1	0-0	0	0	0-0	2
9/30 vs. Den.	1	0	1	0-0	0	0	0-0	0
10/6 @ Cle.	5	2	3	0-0	0	0	0-0	2
10/13 @ Ind.	4	2	2	0-0	0	0	0-0	0
10/20 vs. Jax.	5	1	4	1-32	0	0	0-0	1
10/27 vs. Pit.	3	2	1	0-0	0	0	0-0	0
11/3 @ Atl.	4	3	1	0-0	1	0	1.5-9	1
11/10 vs. Cin.	5	1	4	1-25	0	0	0-0	0
11/17 @ Mia.	5	1	4	0-0	0	0	0-0	0
11/24 vs. Ten.	7	4	3	0-0	0	0	0-0	1
12/1 @ Cin.	4	3	1	0-0	1	1	0-0	1
12/8 vs. NO	5	4	1	0-0	0	0	0-0	1
12/15 @ Hou.	6	5	1	0-0	1	0	1-7	1
12/22 vs. Cle.	5	5	0	0-0	0	0	0-0	1
12/29 @ Pit.	4	2	2	0-0	0	0	0-0	0
Totals	72	40	32	2-57	3	1	3-20.5	11

2000
Game-by-Game Tackles
Ravens

Date/Opp.	TT	Solo	AS	INT	FF	FR	Sacks	PD
9/3 @ Pit.	INACTIVE							
9/10 Jax.	INACTIVE							
9/17 @ Mia.	INACTIVE							
9/24 Cin.	INACTIVE							
10/1 @ Cle.	INACTIVE							
10/8 @ Jax.	INACTIVE							
10/15 @ Wash.	INACTIVE							
10/22 Ten.	1	0	1	0-0	0	0	0-0	0
10/29 Pit.	DID NOT PLAY							
11/5 @ Cin.	0	0	0	0-0	0	0	0-0	0
11/12 @ Ten.	0	0	0	0-0	0	0	0-0	0
11/19 Dal.	0	0	0	0-0	0	0	0-0	0
11/26 Cle.	0	0	0	0-0	0	0	0-0	0
12/10 SD	0	0	0	0-0	0	0	0-0	0
12/17 @ Ari.	0	0	0	0-0	0	0	0-0	0
12/24 NYJ	0	0	0	0-0	0	0	0-0	0
Totals	1	0	1	0-0	0	0	0-0	0

Playoffs

1/23 Den.	INACTIVE							
1/7 @ Ten.	INACTIVE							
1/14 @ Oak.	0	0	0	0-0	0	0	0-0	1
1/26 SB XXXV vs. NYG	INACTIVE							
Totals	0	0	0	0	0	0	0	1

ADALIUS THOMAS

ADALIUS THOMAS 96

REGULAR SEASON...

Year	TT	Solo	AS	Sacks	FR	FF	TDs	INTs	PD
2000	1	1	0	0-0	0	0	0	0-0	0
2001	39	27	12	3.5-32.5	0	3	0	0-0	8
2002	72	40	32	3-20.5	1	3	0	2-57	11
2003	34	26	8	4-27	0	1	0	0-0	8
Totals	146	93	53	10.5-80	1	7	0	2-57	27

SPECIAL TEAMS TACKLES (57): 2000 (1), 2001 (18); 2002 (15); 2003 (23)

POSTSEASON...

Year	TT	Solo	AS	Sacks	FR	FF	TDs	INTs	PD
2000	0	0	0	0-0	0	0	0	0-0	1
2001	4	2	2	0-0	0	0	0	0-0	0
2003	INJURED RESERVE								
Totals	4	2	2	0-0	0	0	0	0-0	1

SPECIAL TEAMS TACKLES (2): 2000 (1), 2001 (1)

ADALIUS THOMAS



RAYMOND WALLS

CORNERBACK

YEARS IN NFL: 4
HT: 5'10" WT: 188
COLLEGE: Southern Mississippi
HS: Kentwood (LA)
BORN: 7/24/79, Kentwood, LA
JOINED RAVENS: Free Agent, 2003

38

GAMES PLAYED/STARTED: (2001, 4/0); (2002, 4/0); (2003, 10/0) **Total 18/0**

PLAYOFFS: (2003, 0/0) **Total 0/0**

TRANSACTIONS: Signed by the Baltimore Ravens on 8/20/03...Waived by the Cleveland Browns on 8/8/03...Signed to the Browns' active roster on 11/26/02...Signed to the Cleveland practice squad on 11/14/02...Waived by Cleveland on 11/13/02...Signed to the Browns' active roster on 10/23/02...Signed to the Browns' practice squad on 9/24/02...Waived by Indianapolis on 8/28/02...Signed to the Colts' active roster on 10/3/01...Signed to the Colts' practice squad on 9/4/01...Waived by Indianapolis on 9/2/01...Originally selected by Indianapolis in the 5th round (152nd overall) in the 2001 NFL Draft.

PRO: Young, speedy cornerback with good feet and balance...Solid cover corner with good special teams skills...Has seen action in 18 games over his 1st 3 years in the NFL.

2003: (with Baltimore) Saw action in 10 games and finished 4th on the team with 12 special teams tackles...Also had 5 tackles from scrimmage...**2003 SEASON HIGHLIGHTS:** Saw action from scrimmage and on special teams in **game 12 vs. SF (11/30)**...Posted 3 special teams tackles and had 2 solo tackles and 1 PD as the Ravens' defense held the 49ers to 158 yards passing and forced 4 INTs...Saw action from scrimmage and on special teams and had 2 special teams tackles in the 24-

RAYMOND WALLS 38

10 win in **game 3 at SD (9/21)**...Subbed and had 3 solo tackles and 1 PD as the defense held the Browns to 115 yards passing in 33-13 win in **game 2 vs. Cle. (9/14)**.

2002: (with Cleveland) Appeared in 4 games for the Browns on special teams and netted 3 tackles...**2002 SEASON HIGHLIGHTS:** Played on special teams and netted 1 tackle in **game 12 vs. Car. (12/1)**...Had 1 special teams tackle in **game 9 vs. Pit. (11/3)**...Made his Browns debut in **game 8 at NYJ (10/27)** on special teams.

2001: (with Indianapolis) Saw action in 4 games as a reserve DB with 3 solo tackles, 1 INT, 1 PD and 3 special teams tackles...**2001 SEASON HIGHLIGHTS:** Recorded his **1st-career INT**, 1 PD and 2 tackles in **game 16 vs. Den. (1/6/02)**...Posted 2 special teams tackles and 1 solo tackle in **game 15 at STL (12/30)**...Made his NFL debut on special teams in **game 10 vs. SF (11/25)**...Began the year on Indianapolis practice squad for the 1st 5 weeks of the season...Signed to the active roster and was inactive for the 1st 6 regular season games.

COLLEGE, PERSONAL: Started 27 of 44 games at Southern Mississippi...Switched from WR to DB following his sophomore season...Totaled 114 tackles, 80 solo, 4 INTs and 17 PD...Started 11 games as a senior with 62 tackles, 47 solo, 2 INTs and 7 PD and was named All-Conference USA 1st-team...Also had 16 KO returns for 329 yards (20.6 avg.)...His junior year he recorded 51 tackles, 32 solo, 2 INTs and led his team with 10 PD...As a sophomore, he played in 11 games with 5 starts at WR and totaled 10 receptions for 127 yards and 1 TD receiving...As a freshman, played in 11 games...Posted 2 receptions for 23 yards and played on special teams...Majored in sports administration at Southern Mississippi...Attended Kentwood (LA) HS...Two-way standout who totaled 33 receptions for 566 yards and 14 TDs as a wide receiver as a senior...Added 5 INTs from the defensive back position as a senior...Named All-State by Louisiana Sports Writers Association and Louisiana HS Coaches Association...Also lettered in track...Raymond and his wife, Vicki, have 2 sons, Taylen (7/7/00) and Jordan (5/6/03)...Full name: Raymond Omoncial Tyshone Walls.



2003 Game-by-Game Tackles

Ravens

Date/Opp.	TT	Solo	AS	INT	FF	FR	Sacks	PD
9/7 at Pit.	SAW ACTION ON SPECIAL TEAMS							
9/14 vs. Cle.	3	3	0	0-0	0	0	0-0	1
9/21 at SD	0	0	0	0-0	0	0	0-0	0
9/28 vs. KC	SAW ACTION ON SPECIAL TEAMS							
10/12 at Ari.	0	0	0	0-0	0	0	0-0	0
10/19 at Cin.	INACTIVE							
10/26 vs. Den.	INACTIVE							
11/2 vs. Jax.	SAW ACTION ON SPECIAL TEAMS							
11/9 at STL	0	0	0	0-0	0	0	0-0	0
11/16 at Mia.	INACTIVE							
11/23 vs. Sea.	INACTIVE							
11/30 vs. SF	2	2	0	0-0	0	0	0-0	1
12/7 vs. Cin.	SAW ACTION ON SPECIAL TEAMS							
12/14 at Oak.	SAW ACTION ON SPECIAL TEAMS							
12/21 at Cle.	INACTIVE							
12/28 vs. Pit.	INACTIVE							
Totals	5	5	0	0-0	0	0	0-0	2
Playoffs								
1/3/04 vs. Ten.	INACTIVE							
Totals	0	0	0	0-0	0	0	0-0	0

2002 Game-by-Game Tackles

Browns

Date/Opp.	TT	Solo	AS	INT	FF	FR	Sacks	PD
9/8 KC	PRACTICE SQUAD							
9/15 Cin	PRACTICE SQUAD							
9/22 @ Ten	PRACTICE SQUAD							
9/29 @ Pit	PRACTICE SQUAD							
10/6 Bal	PRACTICE SQUAD							
10/13 @ TB	PRACTICE SQUAD							
10/20 Hou	PRACTICE SQUAD							
10/27 @ NYJ	SAW ACTION ON SPECIAL TEAMS							
11/3 Pit	SAW ACTION ON SPECIAL TEAMS							
11/17 @ Cin	PRACTICE SQUAD							
11/24 @ NO	PRACTICE SQUAD							
12/1 Car	SAW ACTION ON SPECIAL TEAMS							
12/8 @ Jax	SAW ACTION ON SPECIAL TEAMS							
12/15 Ind	INACTIVE							
12/22 @ Bal	INACTIVE							
12/29 Atl	INACTIVE							
Totals	0	0	0	0-0	0	0	0-0	0
Playoffs								
1/5 @ Pit	INACTIVE							
Totals	0	0	0	0-0	0	0	0-0	0

RAYMOND WALLS


RAYMOND WALLS 38

2001

Game-by-Game Tackles

Colts

Date/Opp.	TT	Solo	AS	INT	FF	FR	Sacks	PD
9/9 @ NYJ								
9/23 Buf.								
9/30 @ NE								
11/0/14 Oak.								
10/21 NE								
10/25 @ KC								
11/4 @ Buf.								
11/11 Mia.								
11/18 @ NO								
11/25 SF								
12/2 @ Bal.								
12/10 @ Mia.								
12/16 Atl.								
12/23 NYJ	0	0	0	0-0	0	0	0-0	0
12/30 @ STL	1	1	0	0-0	0	0	0-0	0
1/6 Den.	2	2	0	1-0	0	0	0-0	1
Totals	3	3	0	1-0	0	0	0-0	1



RAYMOND WALLS

REGULAR SEASON


Year	TT	Solo	AS	Sacks	FR	FF	TDs	INTs	PD
<i>Indianapolis</i>									
2001	3	3	0	1-1	0	0	0	1-0	0
Totals	3	3	0	1-1	0	0	0	1-0	0
<i>Cleveland</i>									
2002	0	0	0	0-0	0	0	0	0-0	0
Totals	0	0	0	0-0	0	0	0	0-0	0
<i>Baltimore</i>									
2003	5	5	0	0-0	0	0	0	0-0	2
Totals	5	5	0	0-0	0	0	0	0-0	2
Career	8	8	0	1-1	0	0	0	1-0	2

SPECIAL TEAMS TACKLES (17): 2001 (3); 2002 (2); 2003 (12)

RAYMOND WALLS

DID YOU KNOW?

The Ravens' defense allowed only 3 receivers to surpass the 100-yard mark in 2003: Darrell Jackson (Seattle), Chad Johnson (Cincinnati) and Plaxico Burress (Pittsburgh). The defense allowed only the Seahawks' Matt Hasselbeck to surpass 300-yards passing. The unit was also superb at keeping rushers below the 100-yard mark. Miami's Ricky Williams and San Diego's LaDainian Tomlinson were the only backs able to accomplish the feat. Williams, Jackson and Hasselbeck accomplished it in games that went into overtime.



ANTHONY WEAVER
DEFENSIVE END

YEARS IN NFL: 3
HT: 6'3" **WT:** 290
COLLEGE: Notre Dame
HS: Saratoga Springs (NY)
BORN: 7/28/80, Abilene, TX
JOINED RAVENS: Draft 2 (52nd), 2002

98

GAMES PLAYED/STARTED: (2002, 16/16); (2003, 15/15) **Total 31/31**

Playoffs (2003, 1/0) **Total 1/0**

TRANSACTIONS: Anthony Weaver was selected with the 52nd overall choice (2nd round) in the 2002 Draft...The choice was obtained from the Washington Redskins, plus the Redskins' 3rd round choice (96th overall) for Baltimore's 2002, 2nd (56th), 3rd (87th) and 5th (159th) round slots.


PRO: Excellent athlete with a non-stop motor and great knowledge of the game...Started 15 regular season games (missing 1 due to a neck stinger) and 1 postseason game in 2003...Posted 60 tackles (40 solo), 7 PD, 5 sacks, 2 FFs and 2 FRs in his 2nd year...**Started all 16 games at LDE in 2002, recording 69 tackles (46 solo) and finished 2nd on the team with 3.5 sacks (33 yards)**...Also posted 4 PD and 1 FF...Is the 1st-ever player from Notre Dame selected by the Ravens, the 1st Fighting Irish player tabbed in the 2002 draft, and the highest "true" DL selected in any draft by Baltimore (Peter Boulware, D1, 1997 was drafted to play LB)...The Ravens selected ND teammate WR Javin Hunter later in that draft (6th round).

2003: Started 15 regular season games (missing 1 due to a neck stinger) and 1 postseason game in 2003...Posted 63 tackles (43 solo), 7 PD, 5 sacks, 2 FFs and 2 FRs in his 2nd year...

2003 SEASON HIGHLIGHTS: Had 6 tackles, including 5 solo and 1 QB hit in the Wild Card loss vs. **Ten.** (1/3/04)...Was inactive in **game 12 vs. SF (11/30)** due to a stinger...Was all over the field in **game 9 at STL (11/9)** posting 7 tackles (5 solo)...Also recorded 2 sacks for 17 yards, his 2nd multi-sack game of the season, and 1 PD on 3rd-and-13, forcing the Rams to punt in the second quarter...Started and posted 6 tackles (5 solo) and posted his **1st-career multi-sack game** with 2 (-14 yards) in **game 6 at Cin. (10/19)**...Started at LDE and had 5 tackles (4 solo) in the season opener at **Pit. (9/7)**.

2002: **One of 2 rookies (S Ed Reed) to start all 16 games**...Finished with 69 tackles (46 solo), 4 PD and 1 FF...**Was also 2nd on the team with 3.5 sacks for 33 yards**...**2003 SEASON HIGHLIGHTS:** Started at DE in **game 15 vs. Cle. (12/22)** and amassed 6 tackles (5 solo) and 1 QB hit against the Browns...Started at LDE and posted 4 tackles (2 solo), including 1 sack (7 yards) in 23-19 win in **game 14 at Hou. (12/15)**...Also had 1 FF and 3 QB pressures against the Texans...Had 5 tackles (all solo), including a half-sack of Falcons QB Michael Vick (2 yards) in **game 8 at Atl. (11/3)**...Helped apply constant pressure, allowing Vick to complete only 50% of his passes, forcing him into his 1st INT of the season...Started at LDE in **game 3 vs. Den. (9/30)** and had 4 tackles...Posted **1st-career sack** (16 yards) and 1 PD vs. the Broncos...Started at RDE in **game 2 vs. TB (9/15)**...Posted 3 tackles (2 solo) against the Bucs...**Started at DE in his professional debut** in the season opener at **Car. (9/8)**...Posted 6 tackles (3 solo) and 1 PD against the Panthers.

COLLEGE, PERSONAL: Named team MVP as Notre Dame's starting LDE as a senior...Finished 3rd on the team with 59 tackles and led the team with 7 sacks for 25 yards...Had 21 TFL, 2nd-most in school history (Ross Browner, 28 in 1976)...Won 2nd-team All-America honors from *The NFL Draft Report* and *ABC Sports Online*, plus honorable mention from *Football News*...Was a consensus All-Independent 1st-team pick...Had 8 stops and 1.5 sacks against Stanford and 6 stops in his collegiate finale vs. Purdue...Started every game at LDE and had 49 tackles with 8 sacks and 13 TFL as a junior...Started 7 games at LDT and 2 at LDE as a sophomore...Finished the season with 24 tackles, 2 TFL and 1 PD...Named 1st-team Freshman All-America by *Football News* in



OFF THE FIELD

Weaver returned to Notre Dame in 2003 to finish his degree in government, but still found the time to help at a blood drive and Habitat for Humanity.

ANTHONY WEAVER 98

1998...Played in every game and started 10 at LDE...Recorded 28 tackles, 19 solo, and had 2 sacks plus 6 stops behind the line for 11 yards...Helped Saratoga Springs (NY) HS to back-to-back league crowns...Rated the 48th-best player nationally by *The Chicago Sun Times* and 66th-best player by *The Sporting News*...Also won *USA Today* honorable mention All-America...Had 79 tackles, 5 sacks and rushed for 717 yards and 6 TDs and a 2-way DE/FB/TE as a senior...Was a 3-year, 2-way player who finished with 192 career tackles, 15 sacks and 1,305 rushing yards and 11 TDs...Named area Player of the Year as a junior, carrying 96 times for 592 yards and 5 TDs, while making 60 tackles including 5 sacks and 3 FFs...Averaged 10 points and 8 rebounds in basketball...Received the National Football Foundation scholar-athlete award from Saratoga Springs area chapter...Earned his degree in government from Notre Dame in the spring of 2003...Anthony, along with Ravens teammates and representatives from the United Way of Central Maryland, M&T Bank, Civic Works and Governor Robert Ehrlich's office, helped paint, frame and rebuild homes in Baltimore's Sandtown community in 2003 (as part of the 5th annual NFL and United Way Hometown Huddle)...Anthony also participated in the American Red Cross Blood Drive at M&T Bank Stadium in 2003...DB/RS Lamont Brightful, WR Randy Hymes, TE Terry Jones and G Edwin Mulitalo also spent time at the event encouraging the donors during a critical time for the Red Cross...CareFirst BlueCross BlueShield and Anthony Weaver presented \$33,000 to Health Care for the Homeless (HCH)...Admired Kansas City Chiefs FB Christian Okoye as a youngster...Full name: Anthony Lee Weaver.

2003 Game-by-Game Tackles

Ravens

Date/Opp.	TT	Solo	AS	INT	FF	FR	Sacks	PD
9/7 at Pit.	5	4	1	0-0	0	0	0-0	1
9/14 vs. Cle.	2	0	2	0-0	0	0	0-0	0
9/21 at SD	2	2	0	0-0	0	0	0-0	1
9/28 vs. KC	6	2	4	0-0	0	0	0-0	0
10/12 at Ari.	2	1	1	0-0	0	0	0-0	0
10/19 at Cin.	6	5	1	0-0	0	0	2-14	0
10/26 vs. Den.	4	3	1	0-0	0	0	0-0	0
11/2 vs. Jax.	5	4	1	0-0	1	1	1-7	1
11/9 at STL	7	5	2	0-0	0	0	2-17	1
11/16 at Mia.	3	2	1	0-0	0	0	0-0	0
11/23 vs. Sea.	0	0	0	0-0	0	0	0-0	0
11/30 vs. SF	INACTIVE - STINGER							
12/7 vs. Cin.	3	1	2	0-0	0	0	0-0	1
12/14 at Oak.	5	3	2	0-0	0	0	0-0	1
12/21 at Cle.	4	3	1	0-0	1	1	0-0	1
12/28 vs. Pit.	6	5	1	0-0	0	0	0-0	1
Totals	60	40	20	0-0	2	2	5-38	8
Playoffs								
1/3/04 vs. Ten.	6	5	1	0-0	0	0	0-0	0
Totals	6	5	1	0-0	0	0	0-0	0

2002 Game-by-Game Tackles

Ravens

Date/Opp.	TT	Solo	AS	INT	FF	FR	Sacks	PD
9/8 @ Car.	6	3	3	0-0	0	0	0-0	1
9/15 vs. TB	3	2	1	0-0	0	0	0-0	0
9/30 vs. Den.	4	2	2	0-0	0	0	1-16	1
10/6 @ Cle.	3	3	0	0-0	0	0	0-0	0
10/13 @ Ind.	4	2	2	0-0	0	0	0-0	0
10/20 vs. Jax.	4	2	2	0-0	0	0	0-0	1
10/27 vs. Pit.	4	3	1	0-0	0	0	0-0	0
11/3 @ Atl.	5	5	0	0-0	1	0	0-0	0
11/10 vs. Cin.	6	5	1	0-0	1	0	-5-2	0
11/17 @ Mia.	6	4	2	0-0	0	0	0-0	0
11/24 vs. Ten.	4	2	2	0-0	0	0	0-0	0
12/1 @ Cin.	3	2	1	0-0	0	0	1-8	0
12/8 vs. NO.	5	3	2	0-0	1	0	0-0	1
12/15 @ Hou.	4	2	2	0-0	0	0	1-7	0
12/22 vs. Cle.	6	5	1	0-0	0	0	0-0	0
12/29 @ Pit.	2	1	1	0-0	0	0	0-0	1
Totals	69	46	23	0-0	4	0	3.5-33	5

ANTHONY WEAVER


REGULAR SEASON...

Year	TT	Solo	AS	INTs	FR	FF	Sacks	PD
2002	69	46	23	0-0	0	1	3.5-33	5
2003	60	40	20	0-0	2	2	5.0-38	8
Totals	129	86	43	0-0	2	3	8.5-71	13

POSTSEASON...

Year	TT	Solo	AS	INTs	FR	FF	Sacks	PD
2003	6	5	1	0-0	0	0	0.0-0	0
Totals	6	5	1	0-0	0	0	0.0-0	0

ANTHONY WEAVER



CHAD WILLIAMS

SAFETY

YEARS IN NFL: 3
HT: 5'9" WT: 207
COLLEGE: Southern Mississippi
HS: Wenonah (Birmingham, AL)
BORN: 1/22/79, Birmingham, AL
JOINED RAVENS: Draft 6d (209th), 2002

49

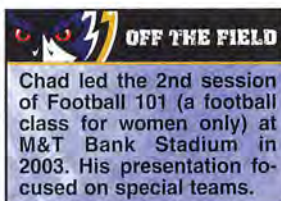
GAMES PLAYED/STARTED: (2002, 16/0); (2003, 16/1) Total 32/1

Playoffs (2003, 1/0) Total 1/0

TRANSACTIONS: Chad Williams was the final of 4 6th-round picks (209th overall) taken by the Ravens in the 2002 NFL Draft.

PRO: Intense competitor with good speed and great instincts who provides good depth at both S positions and a hard-hitting boost to special teams...Saw action in all 16 regular season games, starting 1 and playing in 1 postseason contest in 2003...Posted 34 tackles (27 solo), 8 PD, 1 FF, 1 sack and 1 INT, which he returned 52 yards for a TD (vs. Cle. 12/21/03)...Earned *AFC Defensive Player of the Week* honors as well as 3 team game balls (offense, defense and special teams) when he posted 6 tackles (4 solo), 2 FRs on special teams and 1 PD vs. Cle. (12/21/03)...Posted 45 tackles and 8 PD as a rookie in 2002...*Tied for 2nd on the team with 3 INTs and tied for the team lead with 17 special teams tackles...Picked off a QB Jon Kitna pass and raced 98 yards (tying a franchise record) for a TD in the closing seconds of the first half, then blocked a punt in the fourth quarter, which WR Ron Johnson picked up and sprinted 22 yards for a TD vs. Cin. (12/1/02).*

2003: Saw action in all 16 regular season games, starting 1, and played in the Ravens' postseason contest in 2003...Posted 34 tackles (27 solo), 8 PD, 1 FF, 1 sack and 1 INT, which he returned 52 yards for a TD (vs. Cle. 12/21)...Also recorded 8 tackles and 2 FRs on special teams...**2003 SEASON HIGHLIGHTS:** Saw action from scrimmage and had 2 solo tackles in **game 15 at Cle. (12/21)**...Also had 2 PD and an INT, which he returned 52 yards for a TD (2nd of his career) in the 35-0 victory against the Browns...Played from scrimmage and posted 5 tackles (4 solo) and had 3 PD as the Ravens' defense held the 49ers to 158 yards passing and forced 4 INTs in **game 12 vs. SF (11/30)**...*Started his 1st-career game* and had 2 solo tackles as the defense allowed the league's No. 1-rated offense just 121 yards in **game 9 at STL (11/9)**...Also posted 1 tackle and a FR on special teams against the Rams.



2002: Played in all 16 games as a rookie...Finished with 45 tackles (36 solo), 8 PD, 1 FR and 3 INTs, 1 of which he returned 98 yards for a TD against Cin. (12/1)...Also tied for the team lead (Bart Scott) with 17 special teams tackles and had 1 blocked punt, which was returned by Ron Johnson for a TD vs. Cin. (12/1)...**2002 SEASON HIGHLIGHTS:** Had 3 solo tackles and tied for team lead with 3 PD in 23-19 win in **game 14 at Hou. (12/15)**...Saw action both from scrimmage and on special teams in 27-23 win in **game 12 at Cin. (12/1)**...Earned *AFC Defensive Player of the Week* honors as well as 3 team game balls (offense, defense and special teams) as he posted 6 tackles (4 solo) and 1 PD...*Picked off a QB Jon Kitna pass and raced 98 yards (tying a franchise record) for a TD in the closing seconds of the first half, then blocked a punt in the fourth quarter, which WR Ron Johnson picked up and sprinted 22 yards for a TD...*Also notched 3 special teams tackles against the Bengals...*Had a career-high 9 tackles (8 solo) in game 3 vs. Den. (9/30).*

COLLEGE, PERSONAL: Earned 3rd-team All-America honors by *The National Sports Bureau* as a senior...All-Conference USA 1st-team choice...Held the "rover" position for the Eagles and finished 5th on the team with 63 tackles (46 solo), including 2 sacks (-14 yards) and 4 TFL (-20 yards)...Intercepted a pass and had 7 PD...Had 2 FFs and 2 FRs...Returned 10 punts for 78 yards and 2 KO for 24 yards...Received honorable mention All-America and All-Conference USA 1st-

CHAD WILLIAMS 49

team choice by the *Sports Xchange*...Named Southern Miss Defensive Player of the Week twice and earned Special Teams Big Hit and Big Play honors, once each...Started at FS, leading the team with a career-high 114 tackles (78 solo)...Second on the squad with 8 sacks for -47 yards and 11 stops for losses of 60 yards...Had 5 PD...Set a school season record with 4 FFs and also 1 FR...Carried once for a 23-yard gain and returned 4 punts for 94 yards (23.5 avg.)...Started every game at FS as a freshman, while finishing 2nd on the team with 108 tackles (52 solo)...Returned an INT 26 yards and 2 PD...Registered a career-high 20 tackles (13 solo) against Cincinnati...Saw action in 10 games as a reserve DB and special teams performer...Had 18 tackles (12 solo) on the season, with 1 PD and 1 FR...Standout performer at Wenonah (Birmingham, AL) HS...Rushed for more than 2,400 yards during his final 2 seasons, leading his team to the state playoffs the final 2 years...Scored 18 TDs during his senior season...Named Player of the Week by either a local TV station, newspaper or touch-down club 5 of the first 6 weeks of the 1997 season...Moved from CB to SS on defense...Served as the team's P and PK, regularly placing his kickoffs into the end zone...Also lettered in basketball, track and baseball...Named Class 6A All-Metro and All-State and to the Alabama Super All-State Team...Chad, along with Ravens players RS Lamont Brightful, OT Damion Cook, DE Marques Douglas, RB Chester Taylor and P Dave Zastudil instructed 150 children on football fundamentals at the Gatorade Jr. Training Camp held at Clarence Du Burns Arena in 2003...Majored in coaching and sports administration...Full name: Chad Kelton Williams.

2003

Game-by-Game Tackles

Ravens

Date/Opp.	TT	Solo	AS	INT	FF	FR	Sacks	PD
9/7 at Pit.	1	1	0	0-0	0	0	0-0	0
9/14 vs. Cle.	4	3	1	0-0	0	0	0-0	1
9/21 at SD	3	3	0	0-0	0	0	0-0	0
9/28 vs. KC	0	0	0	0-0	0	0	0-0	0
10/12 at Ari.	3	2	1	0-0	0	0	0-0	1
10/19 at Cin.	2	1	1	0-0	1	0	0-0	0
10/26 vs. Den.	2	1	1	0-0	0	0	0-0	0
11/2 vs. Jax.	0	0	0	0-0	0	0	0-0	0
11/9 at STL	2	2	0	0-0	0	0	0-0	0
11/16 at Mia.	1	1	0	0-0	0	0	0-0	0
11/23 vs. Sea.	2	2	0	0-0	0	0	0-0	1
11/30 vs. SF	5	4	1	0-0	0	0	0-0	3
12/7 vs. Cin.	3	2	1	0-0	0	0	0-0	0
12/14 at Oak.	1	1	0	0-0	0	0	0-0	0
12/21 at Cle.	2	2	0	1-52	0	0	0-0	2
12/28 vs. Pit.	3	2	1	0-0	0	0	1-7	0
Totals	34	27	7	1-52	1	0	1-7	8

Playoffs

1/3/04 vs. Ten.	1	1	0	0-0	0	0	0-0	0
Totals	1	1	0	0-0	0	0	0-0	0

2002

Game-by-Game Tackles

Ravens

Date/Opp.	TT	Solo	AS	INT	FF	FR	Sacks	PD
9/8 @ Car.	0	0	0	0-0	0	0	0-0	0
9/15 vs. TB.	2	1	1	0-0	0	0	0-0	1
9/30 vs. Den.	9	8	1	0-0	0	0	0-0	0
10/6 @ Cle.	1	1	0	0-0	0	0	0-0	0
10/13 @ Ind.	0	0	0	0-0	0	0	0-0	0
10/20 vs. Jax.	5	5	0	0-0	0	0	0-0	0
10/27 vs. Pit.	2	1	0	0-0	0	0	0-0	0
11/3 @ Atl.	1	0	1	0-0	0	0	0-0	0
11/10 vs. Cin.	5	5	0	0-0	0	1	0-0	0
11/17 @ Mia.	2	1	1	0-0	0	0	0-0	0
11/24 vs. Ten.	2	2	0	1-0	0	0	0-0	3
12/1 @ Cin.	6	4	2	1-98	0	0	0-0	1
12/8 vs. NO.	3	3	0	0-0	0	0	0-0	0
12/15 @ Hou.	3	3	0	0-0	0	0	0-0	3
12/22 vs. Cle.	1	0	1	0-0	0	0	0-0	0
12/29 @ Pit.	3	2	1	0-0	0	0	0-0	0
Totals	45	36	8	3-98	0	1	0-0	8

CHAD WILLIAMS

REGULAR SEASON

Year	TT	Solo	AS	Sacks	FR	FF	TDs	INTs	PD
2002	45	36	8	0-0	0	0	1	3-98	8
2003	34	27	7	1-7	0	1	0	1-52	8
Totals	79	63	15	1-7	0	1	1	4-151	16


SPECIAL TEAMS TACKLES (25): 2002 (17); 2003 (8)

Blocked 3rd punt in team history at Cin. (12/1/02), which Ron Johnson recovered and returned for a TD.

POSTSEASON...

Year	TT	Solo	AS	Sacks	FR	FF	TDs	INTs	PD
2003	1	1	0	0-0	0	0	0	0-0	0
Totals	1	1	0	0-0	0	0	0	0-0	0

CHAD WILLIAMS



ANTHONY WRIGHT
QUARTERBACK
 YEARS IN NFL: 6
 HT: 6'1" WT: 215
 COLLEGE: South Carolina
 HS: West Craven (Vanceboro, NC)
 BORN: 2/14/76, Vanceboro, NC
 JOINED RAVENS: Free Agent, 2002

GAMES PLAYED/STARTED: (1999, 0/0); (2000, 4/2); (2001, 4/3); (2002, 0/0); (2003, 7/7) **Total 15/12**

Playoffs (2003, 1/1) **Total 1/1**

TRANSACTIONS: Re-signed with the Ravens on 3/17/04...Signed to the Ravens' active roster on 10/15/02...Signed to the Ravens' practice squad on 9/3/02...Released by the Cowboys on 8/30/00...Released by Pittsburgh on 8/28/00...Originally signed by the Pittsburgh Steelers as a rookie free agent on 4/26/99.

PRO: Strong-armed, mobile QB who *set career highs in every category* in 2003...Started the final 7 games of the regular season, and the Ravens postseason contest...Completed 94 of 178 passes (52.8%) for 1,199 yards, 9 TDs and 7 INTs in the regular season and was 20 of 37 for 214 yards, 1 TD and 2 INTs in the postseason (20-17 loss to Ten., 1/3/04)...Engineered the greatest comeback in franchise history (vs. Sea. 11/23/03), as the Ravens overcame a 41-24 second-half deficit to pull out a 44-41 OT victory...Wright posted a career-high 119.1 QB rating in the game when he was 20 of 37 for 319 yards with 4 TDs and no INTs...Rushed 28 times for 73 yards in the regular season and 2 times for 19 yards in the postseason...Gained valuable knowledge with a year in the Ravens' system in 2002...Wright took the field for 3 starts in place of Quincy Carter in 2001 and guided Dallas to its 1st victory of the season...Replaced Troy Aikman during his 1st season (2000) in Dallas...In 2 seasons, Wright directed the Dallas offense with a strong arm, fine athletic ability and solid instincts...Wright proved to be just as successful coming off the bench...A student of the game, Wright has excellent work habits and an ability to elude pressure and make plays on the run...He entered the NFL as a rookie free agent with Pittsburgh in 1999 and earned a spot on the Steelers' 53-man roster...Had shoulder surgery in May to repair a torn labrum.

"Anthony is very highly motivated guy. He has that spark. He thinks that our offense can put up 20, 30 points a week. Anthony is a great guy and he raises the spirit around him. His spirits are high, our whole team's spirits are high. That is a good thing. When Anthony runs our offense, the sky is the limit."

-Ray Lewis on Anthony Wright

2003: (with Baltimore) Started the final 7 games of the regular season, and the Ravens postseason contest...Completed 94 of 178 passes (52.8%) for 1,199 yards, 9 TDs and 7 INTs in the regular season and was 20-of-37 for 214 yards, 1 TD and 2 INTs in the postseason loss vs. Ten....**2003 SEASON HIGHLIGHTS:** Engineered the greatest comeback in franchise history (vs. Sea. 11/23/03), as the Ravens overcame a 41-24 second-half deficit to pull out a 44-41 OT victory...Wright posted a career-high 119.1 QB rating in the game when he was 20 of 37 for 319 yards with 4 TDs and no INTs...Rushed 28 times for 73 yards in the regular season and 2 times for 19 yards in the postseason...Started his 3rd game as a Raven and picked up his 2nd-consecutive win in a 44-6 rout in **game 12 vs. SF (11/30)**...Completed 14 of 25 passes (56%) for 177 yards, 2 TDs (2nd-consecutive multi-TD game) and 1 INT, and also rushed 3 times for 26 yards, good for 2 1st downs...Led the Ravens on 7 scoring drives, including 4 for TDs...Helped post 44 points for the 2nd-consecutive week, which marks the most points scored in consecutive weeks in franchise history...Had a career day when he completed 20 of 37 passes (54%) and set *career highs with 319 yards (his 1st-career 300-yard game) and 4 TDs* as he engineered the greatest comeback in Ravens history, rallying the team from 17 points down in the fourth quarter to a 44-41 OT win in **game 11 vs. Sea. (11/23)**...With his career-high 4 TD passes against the Seahawks, Wright became the 1st Ravens QB to throw at least 4 TD passes since Tony Banks threw 5 (9/10/00), which tied Wright for the 2nd most TD passes in a game in team history (Testaverde 10/26/96 and Banks 12/5/99)...Wright also posted the highest passer rating (119.1) since Tony Banks earned a 134.7 rating (18 of 31 for 332 yards, 4 TDs, 0 INTs) vs. Ten. (12/5/99)...Wright led the Ravens on scor-

ANTHONY WRIGHT 2

PLAYERS

ing drives of 71, 65, 52 and 71 yards and threw TD passes of 13, 50, 25 and 9 yards to WR Marcus Robinson...Wright also rushed 5 times for 27 yards against the Seahawks...Earned **AFC Offensive Player of the Week** honors for performance against Seattle...Was listed as 3rd QB in games 1-9.

2002: (with Baltimore) Inactive as 3rd QB for most of the season, but was on the active list as the 2nd QB for 4 games...Listed as 3rd QB and did not play weeks 12-16...Was on the active roster as 2nd QB, but did not play in game 11 vs. Ten. (11/24)...Signed to active roster from the practice squad on 10/15.

2001: (with Dallas) Played in 4 games, starting 3, and went 48-of-98 for 529 yards, 5 TDs and 5 INTs...**2001 SEASON HIGHLIGHTS:** After earning the backup spot behind Quincy Carter in training camp, Wright spent little time on the sidelines...Re-aggravated an ACL injury in his right knee that he originally sustained in college, which sidelined him for game 6 against Ari. (10/28), underwent surgery 10/30 to repair the ACL...He was placed on IR on 11/2...Came away with his 1st win as a starter after engineering 2 fourth-quarter FG drives, including an 8-play, 59-yard drive in the final 2:39 to set up Tim Seder's game-winning 26-yard kick with no time remaining...Wright was 15 of 28 for 177 yards and 1 INT on the night...He also ran 8 times for 32 yards, the 3rd most carries ever by a Dallas QB in game 5 vs. Was. (10/15)...Saw action for an injured Carter in game 4 at Oak. (10/7)...Wright threw a 40-yard scoring strike to WR Joey Galloway on his 1st pass of the game...He finished the day 14-of-22 for 126 yards and 2 TDs...Became the team's starter in game 2 vs. SD (9/23). *In just his 3rd career start, Wright completed 12-of-25 passes for 193 yards and 3 TDs, including an 80-yard scoring toss to Raghbi Ismail for his 1st-career TD pass.*

2000: (with Dallas) Saw action in 4 games, starting 2...Was 22 of 53 for 237 yards, 0 TDs and 3 INTs...Joined the Cowboys' practice squad on 8/30 after being released by Pittsburgh...**2000 SEASON HIGHLIGHTS:** Wright was moved up to the active roster 11/21...The final game of the season had Wright making his 1st road start in game 16 at Ten. (12/25) in front of a Monday Night Football audience on Christmas...Wright completed 5 of 20 passes for 35 yards and threw 2 INTs...In his 1st professional start in game 15 vs. NYG (12/17)...After a concussion forced Aikman out in game 14 vs. Was. (12/10), Wright took over late in the first quarter and led the Cowboys to a 32-13 victory...He completed 3 of 5 passes for 73 yards, including a 46-yard toss to James McKnight over Deion Sanders on his 1st attempt of the game...Wright directed the Cowboys to 3 TDs and 3 FGAs in his 11 possessions against the Redskins (2 other drives ended in kneel downs to end the half and game)...Helped lead Dallas to its 7th straight victory over its chief NFC East rival...Saw his 1st action of NFL regular season action in game 13 at TB (12/3).

1999: (with Pittsburgh) Wright was promoted to the 2nd QB spot for the season finale vs. Ten. (12/00) but did not see any playing time...He was inactive for the 1st 11 games of the season before being declared Pittsburgh's 3rd QB in game 12 at Jax. (12/2)...After signing with Pittsburgh as a rookie free agent, Wright completed 8 of 19 passes for 70 yards while rushing for 34 yards on 4 carries in the preseason...He impressed Steelers coaches enough to earn a spot on the active roster as the 4th QB.

COLLEGE, PERSONAL: Wright posted a 116.3 QB rating as a senior on 145-of-273 passing for 1,899 yards, 10 TDs and 10 INTs despite overcoming major knee surgery during his junior campaign...He led the Gamecocks in total offense (1,955 total yards) during his final season...He completed 139-of-252 passes for 18 TDs and 5 INTs as a junior before tearing the ACL in his right knee against Tennessee and missing the final 2 games of the season...He ranked 7th in the SEC in total offensive yards-per-game (193.4) as a junior...As a 1st-year starter as a sophomore, Wright completed 131-of-244 passes for 1,850 yards, 8 TDs and 6 INTs...He threw for 2 TDs and an INT on 17-of-27 passing as a redshirt freshman in 1995...Was named All-America by *SuperPrep* magazine as a senior at West Craven (Vanceboro, NC) HS...The Gatorade Player-of-the-Year was rated as the 7th-best QB prospect in the nation by *SuperPrep* following his senior campaign...During his prep career, he passed for 4,890 yards, 44 TDs and 15 INTs...Wright is the cousin of former NFL DB Jesse Campbell...In



ANTHONY WRIGHT 2

2003

Game-by-Game

Ravens

PASSING

Date/Opp.	Att.	Comp.	Pct.	Yards	Att.	TD	Int.	Pct.	LG	Sack/ Yards	Rating	RUSHING Att.	Yards	Avg.	LG	TD
9/7 @ Pit.																
9/14 Cle.																
9/21 @ SD																
9/28 KC																
10/12 @ Ari.																
10/19 @ Cin.																
10/26 Den.																
11/2 Jax.																
11/9 @ STL																
11/16 @ Mia.	25	14	56.0	112	4.4	0	2	8.0	18	3/10	34.1	4	4	1.0	7	0
11/23 Sea.	37	20	54.1	319	8.6	4	0	0.0	50	6/37	119.1	5	27	5.4	13	0
11/30 SF	25	14	56.0	177	7.1	2	1	4.0	38	1/12	88.3	3	26	8.7	17	0
12/7 Cin.	19	8	42.1	145	7.6	1	2	10.5	64	2/15	46.9	7	3	0.4	4	0
12/14 @ Oak.	27	12	44.4	193	7.2	1	1	3.7	41	3/23	65.8	3	(2)	(0.7)	5	0
12/21 @ Cle.	18	10	55.6	90	5.0	1	1	5.6	23	3/17	64.6	3	16	5.3	11	0
12/28 Pit.	27	16	59.3	163	6.0	0	1	3.7	29	2/12	61.2	3	(1)	(0.3)	1	0
Totals	178	94	52.8	1199	6.7	9	8	4.5	64	20/126	72.3	28	73	2.6	17	0

Playoffs

1/3 Terr.	37	20	54.1	214	5.8	1	2	5.4	35	2/13	57.7	2	19	9.5	11	0
Totals	37	20	54.1	214	5.8	1	2	5.4	35	2/13	57.7	2	19	9.5	11	0

2001

Game-by-Game

Cowboys

PASSING

Date/Opp.	Att.	Comp.	Pct.	Yards	Att.	TD	Int.	Pct.	LG	Sack/ Yards	Rating	RUSHING Att.	Yards	Avg.	LG	TD
9/9 TB																
9/23 SD	25	12	48	193	7.7	3	3	12.0	80t	1/5	74.2	4	5	1.3	8	0
9/30 @ Phi.	23	7	30.4	33	1.4	0	1	4.3	10	2/16	21.8	1	2	2.0	2	0
10/7 @ Oak	22	14	63.6	126	5.7	2	0	0.0	40	1/7	109.3	4	18	4.5	8	0
10/15 Wash	28	15	53.6	177	6.3	0	1	6.7	25	1/2	58.2	8	32	4.0	12	0
10/28 Ari.																
11/4 @ NYG																
11/11 Atl.																
11/18 Phil.																
11/22 Den.																
12/2 @ Was.																
12/9 NYG																
12/16 @ Sea.																
12/23 @ Ari.																
12/30 SF																
1/6 @ Det.																
Totals	98	48	42	529	5.1	5	5	5.1	80t	17-122	61.1	17	57	3.4	12	0

2000

Game-by-Game

Cowboys

PASSING

Date/Opp.	Att.	Comp.	Pct.	Yards	Att.	TD	Int.	Pct.	LG	Sack/ Yards	Rating	RUSHING Att.	Yards	Avg.	LG	TD
9/3 Phi.																
9/10 @ Ari.																
9/18 @ Was.																
9/24 SF																
10/1 @ Car.																
10/15 @ NYG																
10/22 Ari.																
10/29 Jax.																
11/5 @ Phi.																
11/12 Cin.																
11/19 @ Bal.																
11/23 Min.																
12/3 @ TB	3	1	33.0	10	3.3	0	0	0.0	10	0/0	43.8	0	0	0.0	0	0
12/10 Was.	5	3	60.0	73	14.6	0	0	0.0	46	3/17	104.2	5	1	0.2	5	0
12/17 NYG	25	13	52.0	119	4.8	0	1	4.0	30	5/49	48.6	4	26	6.5	19	0
12/25 @ Ten.	20	5	25.0	35	1.8	0	2	10.0	21	4/26	0.0	3	9	3.0	6	0
Totals	53	22	52.8	237	24	0	3	5.7	64	20/126	31.7	12	36	3.0	19	0

ANTHONY WRIGHT

ANTHONY WRIGHT 2

2001, Wright joined Dallas Cowboys Peppi Zellner and Troy Hambrick in the NFL High School Tuesday Program, a day when players from all NFL teams visited a local high school...The group spoke to the R.L. Turner HS football team in Carrollton, TX about the importance of setting goals, focusing on education and planning for the future...Anthony and his wife, Nicole, have 2 daughters, Antiona (8) and Trinity, born 11/24/03...Full Name: Anthony Lavon Wright.

PLAYERS

REGULAR SEASON PASSING

Year	Passes				Yards	Att.	TD	Int.	Pct.	LG	Sacks/	
	Att.	Comp.	Pct.								Yards	Rating
Dallas												
2000	53	22	41.5		237	4.47	0	3	0.0	46	12/92	31.7
2001	98	48	49.0		529	5.39	5	5	1.0	80t	5/30	61.1
Totals	151	70	46.4		766	5.07	5	8	1.6	80t	17/122	50.8
Baltimore												
2002	0	0	0.0		0	0.0	0	0	0.0	0	0/0	0.0
2003	178	94	52.8		1,199	6.74	9	8	1.1	64	19/125	72.3
Totals	178	94	52.8		1,199	6.74	9	8	1.1	64	19/125	72.3
Career	329	164	49.8		1,965	5.97	14	16	0.8	80t	36/247	62.4

RUSHING

Year	No.	Yds.	Avg.	LG	TD
Dallas					
2000	12	36	3.0	19	0
2001	17	57	3.4	12	0
Totals	29	93	3.2	19	0
Baltimore					
2003	28	73	2.6	17	0
Totals	28	73	2.6	17	0
Career	57	166	2.9	19	0

CAREER SINGLE-GAME HIGHS (regular season)

Most Attempts:

37 (11/23/03 vs. Sea.)

Most Completions:

20 (11/23/03 vs. Sea.)

Most Yards Passing:

319 (11/23/03 vs. Sea.)

Most Touchdowns:

4 (11/23/03 vs. Sea.)

Longest Gain:

80t (9/23/01 vs. SD)

POSTSEASON PASSING

Year	Passes				Yards	Att.	TD	Int.	Pct.	LG	Sacks/	
	Att.	Comp.	Pct.								Yards	Rating
Baltimore												
2003	37	20	54.1		214	5.78	1	2	2.7	35t	2/13	57.7
Totals	37	20	54.1		214	5.78	1	2	2.7	35t	2/13	57.7

ANTHONY WRIGHT

DAVE ZASTUDIL**PUNTER****YEARS IN NFL: 3****HT: 6'3" WT: 215****COLLEGE: Ohio University****HS: Bay Village (OH)****BORN: 10/26/78, Bay Village, OH****JOINED RAVENS: Draft 4a (112th), 2002****15****GAMES PLAYED/STARTED:** (2002, 16/0); (2003, 16/0) **Total 32/0****Playoffs** (2003, 1/0) **Total 1/0**

TRANSACTIONS: Dave Zastudil (Draft 4a, 112th overall) was the 1st of 2 picks Baltimore acquired in a 2002 trade with the Denver Broncos for their 4th (112th overall) and 5th (155th overall) choices, in exchange for the Ravens' 3rd round (96th overall) selection...In the 5th round (155th), Ravens took TE Terry Jones (Alabama).

PRO: Zastudil possesses a potent combination of leg power and accuracy...Saw action in all 16 regular season games and 1 postseason game in 2003...*Tied a franchise record with a 67-yard punt* vs. KC (9/28)...Punted 89 times for 3,649 yards for a 41.0 average, with 21 inside the 20...Set a *postseason franchise record with a 48.8 yard average* on 8 punts (also a single-game franchise record) in the Wild Card game vs. Ten. (1/3/04)...Punted 81 times for 3,368 yards in 16 games as a rookie in 2002...*Ranked 2nd in the NFL with 31 punts inside the 20* in 2002...Finished 7th in the AFC with a 41.6 average yards per punt...**Named to the Pro Football Weekly All-Rookie team in 2002.**

2003: Saw action in all 16 regular season games and 1 postseason game in 2003...*Tied a franchise record with a 67-yard punt* vs. KC (9/28)...Punted 89 times for 3,649 yards for a 41.0 average, with 21 inside the 20...**2003 SEASON HIGHLIGHTS:** Set a *postseason franchise record with a 48.8-yard average* on 8 punts (also a single-game franchise record) in the Wild Card game vs. Ten. (1/3/04)...Punted 7 times for 275 yards (39.3 avg.) and posted a tackle, despite missing some of the second and third quarters with a broken nose and mild concussion in the season finale vs. Pit. (12/28)...Placed 2 inside the 20-yard line against the Steelers...Punted 7 times for 326 yards (46.6 avg.) and placed 1 inside the 20 in **game 10 at Mia.** (11/16)...Punted 5 times for 204 yards (40.8 avg.) and *tied a franchise record with a 67-yard boot*, including 2 inside the 20 in **game 4 vs. KC** (9/28).

2002: *Tied for 2nd in the NFL with 31 punts inside the 20 in 16 games as a rookie*...Punted 81 times for 3,368 yards (41.6 avg.), with a long of 61...**2002 SEASON HIGHLIGHTS:** Booted 2 punts for 64 yards, including 1 inside the 20 in season finale at Pit. (12/29)...Placed 3 kicks inside the 20...Booted 4 punts for 170 yards (42.5 avg.), with a long of 51 in 23-19 win in **game 14 at Hou.** (12/15)...Also had 1 free kick after a safety for 65 yards...Kicked 9 times for 411 yards (45.7-yard average) in **game 10 at Mia.** (11/17)...Placed a season-high 5 inside the 20 and had a long of 60 against the Dolphins...*Punted 6 times for 315 yards, including a career-high 61-yarder for a franchise-record 52.5 average* in **game 3 vs. Den.** (9/30)...Placed 2 kicks inside the 20 and had 1 special teams tackle.

COLLEGE, PERSONAL: First-team All-America selection by *Football News* and FWAA, adding 2nd-team honors from the *Associated Press* as a senior...All-Mid American Conference 1st-team and MAC Special Teams Co-Player of the Year after becoming the 1st player to lead the league in punting 4 times...Finalist for the Ray Guy Award, given to the top punter in the nation...Helped the Bobcats lead the nation in net punting (42.6)...Had 50 punts for 2,280 yards (45.6 avg.), 16 kicks downed inside-the-20, 6 fair catches, 7 touchbacks and a long of 74 yards...First-team All-MAC selection as a junior after averaging 44.3 yards on 47 punts...His punting average ranked 5th in the nation...Had 14 punts of 50 or more yards, with 19 inside-the-20 and 6 TBs...Helped the Bobcats to

OFF THE FIELD

Dave, along with some of his Ravens teammates, instructed 150 children on football fundamentals at the Gatorade Jr. Training Camp held at Clarence Du Burns Arena in Baltimore last season (2003).

DAVE ZASTUDIL 15

a 4th-place national ranking in net punting (39.7)...Opened season with 4 punts of 50 yards or longer (47.1 avg.) on 7 attempts against Iowa State...Had a season-long 69-yarder against Miami (OH)...**MAC Special Teams Player of the Year** and 1st-team All-MAC punter as a sophomore after leading the league and ranking 14th nationally with a 43.2-yard average...Punted 60 times for 2,595 yards...Had 16 punts of 50+ yards with 13 landing inside-the-20 and 9 TBs...Also shared kickoff duties...Against Buffalo, broke his own school record with a 56.5 average on 4 punts, tying for the 2nd-best punting game in MAC history...Selected 1st-team All-MAC (coaches, *Football News*) as a freshman...Also named to the *Football News* Freshman All-America team...Ranked 4th in the nation and 1st in the MAC in punting average (45.3)...Finished with 50 punts for 2,266 yards, with 12 for 50 yards or longer, including a school record 75-yarder against Akron...Threw a 35-yard pass to set up a 4-yard TD vs. Western Michigan...Played QB, P and K, and led his team to an 8-2 record and a conference championship at Bay Village (OH) HS...Team finished 5th in the Division III ranks as a senior, as he passed for 806 yards on 46 completions and accumulated 2,282 yards passing in his career...Averaged 40.7 yards per kick as a senior with a long of 67...Made 19 consecutive XPs and averaged 57 yards per KO...Made 6 FGs with a long of 42 yards...Twice selected All-State and All-Conference as a punter...Made the All-District squad as a K and All-Conference team as a QB...Helped the baseball team to the conference and district championships...Earned 4 letters in baseball, 3 in football and 1 in basketball...Won the Kiwanis Academic Achievement Scholastic Art Award...Graduated with a double major in finance and marketing...Hobbies include golf and movies...Dave interned at McDonald Investments (Cleveland) in its bond trading department in the 2003 offseason...**Name is pronounced: ZAST-tuh-dill**...Full name: David Michael Zastudil.



2003 Game-by-Game Ravens

PUNTING

Date/Opp.	No.	Yards	Avg.	TB	In 20	LG	BK	50+
9/7 @ Pit.	6	226	37.7	0	2	55	0	2
9/14 vs. Cle.	4	162	40.5	0	0	51	0	1
9/21 @ SD	6	252	42.0	1	1	48	0	0
9/28 vs. KC	5	204	40.8	0	2	67	0	1
10/12 @ Ari.	3	132	44.0	0	2	49	0	0
10/19 @ Cin.	5	199	39.8	0	2	54	0	1
10/26 vs. Den.	5	206	41.2	0	1	55	0	1
11/2 vs. Jax.	5	234	46.8	1	2	57	0	2
11/9 @ STL	6	244	40.7	0	1	54	0	3
11/16 @ Mia.	7	326	46.6	2	1	56	0	2
11/23 vs. Sea.	8	337	42.2	1	1	53	0	1
11/30 vs. SF	5	215	43.0	1	2	49	0	0
12/7 vs. Cin.	5	163	32.6	0	1	39	0	0
12/14 @ Oak.	6	240	40.0	1	1	56	0	1
12/21 @ Cle.	6	234	39.0	1	0	45	0	0
12/28 vs. Pit.	7	275	39.3	0	2	45	0	0
Totals	89	3,649	41.0	8	21	67	0	15
Playoffs								
1/3 vs. Ten.	8	390	48.6	0	0	56	0	1
Totals	8	390	48.6	0	0	56	0	1

2002 Game-by-Game Ravens

PUNTING

Date/Opp.	No.	Yards	Avg.	TB	In 20	LG	BK	50+
9/8 @ Car.	6	218	36.33	0	2	47	0	0
9/15 vs. TB	7	285	40.71	0	4	53	0	1
9/30 vs. Den.	6	315	52.50	0	2	61	0	2
10/6 @ Cle.	5	197	39.40	1	1	56	0	1
10/13 @ Ind.	6	236	39.33	1	3	46	0	0
10/20 vs. Jax.	6	214	35.67	0	3	48	0	0
10/27 vs. Pit.	3	152	50.67	1	0	56	0	1
11/3 @ Atl.	5	206	41.20	0	1	52	0	1
11/10 vs. Cin.	4	168	42.00	0	1	49	0	0
11/17 @ Mia.	9	411	45.67	1	5	60	0	1
11/24 vs. Ten.	7	304	43.43	0	4	52	0	1
12/1 @ Cin.	4	140	35.00	0	0	37	0	0
12/8 vs. NO	2	100	50.00	0	0	50	2	2
12/15 @ Hou.	4	170	42.50	0	1	51	0	1
12/22 vs. Cle.	5	188	37.60	1	3	52	0	1
12/29 @ Pit.	2	64	32.00	0	1	36	0	0
Totals	81	3,368	41.58	5	31	61	2	12

DAVE ZASTUDIL

DAVE ZASTUDIL 15

REGULAR SEASON

PUNTING

Year	No.	Yards	Avg.	TB	In 20	LG	BK	50+
2002	81	3,368	41.6	5	31	61	2	12
2003	89	3,649	41.0	8	21	*67	0	15
Totals	170	7,017	41.2	13	52	*67	2	27

*- Franchise record

CAREER SINGLE-GAME HIGHS (regular season)

Number:	9 (11/17/02 at Mia.)
Yards:	411 (11/17/02 at Mia.)
Average (Min. 4):	52.5 (9/30/02 vs. Den.)
Inside 20:	5 (11/17/02 at Mia.)
Long:	67 (9/28/03 vs. KC)

POSTSEASON

PUNTING

Year	No.	Yards	Avg.	TB	In 20	LG	BK	50+
2003	*8	390	*48.8	0	0	56	0	5
Totals	8	390	48.8	0	0	56	0	5

*- Franchise postseason record

DAVE ZASTUDIL

AFC'S FINEST

NUMBER OF PRO BOWL SELECTIONS

Name	Position	Team	Selections	Seasons
Junior Seau	LB	Miami	11	14
Rod Woodson	S	Oakland	11	16
Will Shields	G	Kansas City	9	11
Tim Brown	WR	Oakland	9	16
Ruben Brown#	G	Chicago	8	9
<i>Jonathan Ogden</i>	<i>T</i>	<i>Baltimore</i>	<i>7</i>	<i>8</i>
<i>Ray Lewis</i>	<i>LB</i>	<i>Baltimore</i>	<i>6</i>	<i>8</i>

*Jerry Rice, Oak. (13), Willie Roaf, KC (9), Walter Jones, Sea. (7) and Warren Sapp, Oak. (7) all gained the majority of their selections in the NFC.

#Brown gained all of his Pro Bowl Selections with the Buffalo Bills in the AFC. He now plays for the Chicago Bears of the NFC.

BALTIMORE RAVENS

PLAYERS

2004 DRAFT CHOICES


RD.	PICK	PLAYER	POS.	HT.	WT.	COLLEGE
2	51	Dwan Edwards	DT	6-3	315	Oregon State
3	82	Devard Darling	WR	6-1	215	Washington State
5	153	Roderick Green	OLB	6-2	245	Central Missouri State
6a	187	Josh Harris	WB	6-1	238	Bowling Green
6b	199	Clarence Moore	WR	6-6	211	Northern Arizona
7a	244*	Derek Abney	WR/RS	5-9	180	Kentucky
7b	246*	Brian Rimpf	G	6-5	319	East Carolina

*compensatory picks

2004 3rd-round Draft Pick
WR Devard Darling



2004 2nd-round Draft Pick
DT Dwan Edwards



DWAN EDWARDS**DEFENSIVE TACKLE****YEARS IN NFL: R****HT: 6'3" WT: 315****COLLEGE: Oregon State****HS: Columbus (MT)****BORN: 5/16/81, Billings, MT****DRAFTED BY: BALTIMORE RAVENS: Draft 2 (51st), 2004****93**

PRO: Dwan (pronounced Duh-wan) Edwards was the 51st selection (2nd round) of the 2004 NFL Draft...“He’s our kind of player, a solid pick, and he fits the Ravens’ profile of a tough defensive guy,” said DL coach Rex Ryan...Edwards is the 1st Raven to come out of Oregon State...He was ranked 30th out of 50+ college prospects on the team’s draft board and is expected to be in the D-line’s rotation at RDT in 2004.

COLLEGE: Two-time All-Pac 10 Conference selection who recorded 159 tackles (88 solo) and 12.5 sacks (-93 yards)...A mainstay of the Beavers’ DL since his sophomore year...**Started 36 of 48 games**...Registered 8 QB pressures, 3 FRs, 2 FFs and 3 PD while a Beaver...Beavers co-captain as senior.

2003: All-Pac 10 Conference 2nd-team selection...Started 13 games at RDT...Finished 6th on the team with 51 tackles (29 solo), including 3 sacks (-22 yards)...Had 6 QB pressures...Posted 2 FRs and 1 PD...Season highlight was in the Las Vegas Bowl (vs. New Mexico) where he sacked QB Casey Kelley twice for -11 yards and posted 6 tackles...Had several key 3rd down stops during the season, including a game against Washington State when he notched 6 tackles, a half-sack (which forced a QB fumble resulting in a safety)...Following the free kick, and a TD...Against Oregon, he posted 7 solo tackles, 1 FR and 1 QB pressure.

2002: All-Pac 10 Conference honorable mention...Started 13 games at RDT...Recorded 50 tackles (31 solos), 3.5 sacks (-32 yards)...Had 1 QB pressure and 1 PD...Also had 1 FR...Most dramatic moment was against Arizona, when he sacked QB Nick Costa for a 13-yard loss and had 1 FR, setting up a 1-yard TD...Started the Insight.com Bowl against Pittsburgh and posted 6 tackles.

2001: Academic All-Pac 10 Conference honorable mention...Started 10 games at RDT...Recorded 31 tackles (9 solos) and a 6-yard sack...Also had 1 FF and 1 QB pressure...Registered a season-high 7 tackles with a pair of stops behind the line of scrimmage, including an assisted sack for a 3-yard loss...Also had 1 FF against Washington.

2000: In the rotation at DT and made an appearances in 12 games...Recorded 27 tackles (19 solos) with 5 sacks (career-high for a season) for minus 33 yards and 9 TFL (-37 yards)...Forced a fumble and had 1 PD...Sacked Ravens QB Kyle Boller for a 5-yard loss vs. California and registered 4 solo hits...Best game was the Fiesta Bowl when he sacked Notre Dame QB Matt LoVecchio for a 6-yard loss and stuffed tailback Julius Jones behind the line of scrimmage.

1999: Redshirted as a freshman.

HIGH SCHOOL, PERSONAL: Played 3 positions at Columbus (MT) HS...Three-year starter on offense and defense and a 3-year All-Conference pick on offense and defense and a 2-year All-State selection as a LB on defense and a FB his senior year...Selected as an All-League TE as a sophomore and junior...His best game as a senior was against Roundup HS, when he rushed for 133 yards and had 49 receiving yards, plus recorded 8 solo tackles and 9 assists...Chosen to play in the Montana-North Dakota all-star game and Montana East-West Shrine game...Two-year starter in basketball and 3-year letterman averaging 20 points a game as a junior and over 22 points a game as a senior...Double-digit rebounder...Named 1st-team All-League and All-State pick those years...Participated in track, placing 3rd in the district in shot put and 4th in the discus...Class president 3 years and member of the National Honor Society...Earned a 3.7 GPA...Graduated in 2003 from Oregon State with a degree in business administration (3.1 GPA)...Born on 5/16/81 in Billings, MT...Full name: Dwan Sedaine Edwards.

WWW.BALTIMORERAVENS.COM WWW.BALTIMORERAVENS.COM WWW.BALTIMORERAVENS.COM WWW.BALTIMORERAVENS.COM

DWAN EDWARDS 93

DEFENSIVE STATISTICS

Year	TT	Solo	Assist	INTs	FR	FF	Sacks	PD
1999				REDSHIRT				
2000	27	19	8	0-0	0	1	5.0-33	1
2001	31	9	22	0-0	0	1	1.0-6	0
2002	50	31	19	0-0	1	0	3.5-32	1
2003	51	29	22	0-0	2	0	3.0-22	1
Totals	159	88	71	0-0	3	2	12.5-93	3

DWAN EDWARDS

PLAYERS

DEVARD DARLING

WIDE RECEIVER

YEARS IN NFL: R

HT: 6'1" WT: 215

COLLEGE: Washington State

HS: Stephen F. Austin (Houston, TX)

BORN: 4/16/82, Bahamas

JOINED RAVENS: Draft 3 (82nd), 2004

11

PRO: Devard Darling was selected with the 82nd overall pick in the 3rd round of the 2004 NFL Draft...The pick was obtained on a draft-day trade from the Minnesota Vikings for the Ravens' 88th (3rd round), and 155th (5th round) overall selections in the 2004 draft...Darling was 1 of 13 WRs chosen in the 1st 3 rounds of the draft...He is the 7th WR drafted by the Ravens in franchise history and the 1st WR tabbed in the 3rd round by the Ravens.

COLLEGE: Finished his career with 106 receptions for 1,666 yards and 19 TDs, including 104 receptions and 1,630 yards and 18 TDs in his 2 years at Washington State...His 18-career TDs at WSU ties him for 2nd on the Cougars' all-time list and his 11 TD receptions in 2002 tied him for the most receiving TDs in a single season in school history...His 1,630 receiving yards ranked 11th on the school's all-time list...Transferred to Washington State in 2001 after his twin brother (Devaughn) and teammate at Florida State passed away.

2003: (at Washington State) Earned All-Pac 10 conference honorable mention accolades as he played and started in 13 games at flanker and led the team with 50 receptions for 830 yards (16.6 avg.) and 7 TDs...Had 9 receptions for 113 yards vs. New Mexico...Gained 94 yards on 2 catches (47.0 yards per reception), including a career-long 84-yard TD against Arizona...The 84-yarder is the 5th-longest reception in school history...Caught 5 passes for 108 yards and 1 TD against Arizona State.

2002: (at Washington State) Earned All-Pac 10 honorable mention accolades as a redshirt sophomore...Played and started in 13 games and finished the season 2nd on the team with 54 receptions for 800 yards and 11 TDs (tied for a school record)...Also returned 7 KO for 128 yards and carried the ball 4 times for 40 yards and 1 TD...Had 6 receptions for 65 yards and 1 TD, and returned a KO 12 yards against Ohio State...Pulled in 5 receptions for 93 yards and 2 TDs (33 and 24 yards) against Montana State...Gained 109 yards on 6 receptions and had 14 yards on a reverse and 2 KORs for 24 yards against California...Pulled in 7 receptions for 133 yards and 2 TDs against Oregon.

2001: (at Washington State) Redshirt year after transferring from Florida State.

DEVARD DARLING 11

2000: (at Florida State) Saw action in 4 games at Florida State...Had 2 receptions for 36 yards and 1 TD as a true freshman...Transferred to Washington State after his twin brother and teammate Devaughn passed away in a offseason conditioning workout.

HIGH SCHOOL, PERSONAL: Top WR prospect out of Stephen F. Austin (Houston, TX) HS, earning 3 varsity letters...Named to the all-district team as a senior...Also earned 2 track and 1 basketball letter...Bahama government celebrated "Devard Darling Day" with a parade 3 weeks after the Ravens drafted him...Left WSU with 1 year of eligibility remaining...Born 4/16/82 in the Bahamas...Full name: Devard Loran Darling.

RECEIVING					
Year	No.	Yards	Avg.	LG	TD
<i>Florida State</i>					
2000	2	36	18.0	21	1
Totals	2	36	18.0	21	1
<i>Washington State</i>					
2001					
REDSHIRT - TRANSFER					
2002	54	800	14.8	46	*11
2003	*50	*830	16.6	84t	7
Totals	104	1,630	15.7	84t	18
Career	106	1,666	15.7	84t	19
*Led Team					

DEVARD DARLING

RODERICK GREEN

OUTSIDE LINEBACKER

YEARS IN NFL: R

HT: 6'2" WT: 250

COLLEGE: Central Missouri St

HS: Brenham (TX)

BORN: 4/26/82, Brenham, TX

JOINED RAVENS: Draft 5 (153rd), 2004

54

PRO: Roderick Green was a 5th-round selection by the Ravens (153rd overall) in the 2004 draft...Baltimore selected Green at the 153rd position in a trade with Miami for the Ravens' 5th (160th) and 7th (222nd) selections in 2004...Green played LB and DE at CMSU and is projected as an OLB for the Ravens.

COLLEGE: Received numerous honors as a senior at CMSU, including *All-American 1st-team selection (American Football Coaches Association)* and *NFL Draft Report*...Earned *Little All-American 3rd-team honors from the Associated Press*...A 2-year standout for the Mules...Started 23 games, totaling 114 tackles (74 solo) with 13 sacks (-111 yards)...Posted 3 FRs, 4 FFs and had 4 PD...Transferred from Blinn Junior College in 2002.

2003: *All-American 1st-team selection (American Football Coaches Association), NFL Draft Report and Daktronics*...Earned *Little All-American 3rd-team honors from the Associated Press*...*All-Mid America Intercollegiate Athletics Association 1st-team pick*...Lined up at the strong-side DE, recording 63 tackles (43 solo) and 7 sacks (-65 yards)...Added 6 QB pressures and 20 stops behind the line for losses of 78 yards, 3 FF, 1 FR and 3 PD...Started all 11 games...Best game as a senior was against Missouri Southern when he had 1 FF on a sack, recovered it and raced 26 yards for a TD...Added 4 tackles and another fumble by the QB, which was recovered by teammate Ariel Cowan to set up a Mules' 39-yard FG...Recorded another highlight with 9 tackles (6 solo), a FF and 1 PD against Pittsburg State.

RODERICK GREEN 54

2002: *Little All-American 3rd-team choice by the Associated Press and honorable mention from Daktronics...Unanimous All-MIAA 1st-team selection and All-Region 1st-team accolades...* Started every game at strong-side DE...Registered 51 tackles (31 solo) and 6 sacks (-46 yards)...Added 19 TFL of 84 yards, which ranked 5th on the school's season-record list...Two FRs and 1 FF, plus 1 PD...In his 1st game of CMSU career, he batted a pass out of a receiver's hands and sacked the QB for a 10-yard loss against Lincoln...Against Missouri Southern, posted 6 tackles with 1.5 sacks (-9 yards)...Also stripped QB of the ball on a draw play...A standout from Blinn Junior College where he started 18 games.

2001: *Earned All-American and All-Conference honors for Coach Everett Todd at Blinn (TX) Junior College...* Two-year standout as a DE starting 8 games in 2001.

2000: Started 10 games at DE in his 1st year at Blinn (TX) Junior College.

HIGH SCHOOL, PERSONAL: Physical education major...Holds the CMSU all-time record in power cleans, putting up 350 pounds...Attended Brenham (TX) H.S., lettering 3 times as a DT...All conference choice at DT as a senior...Lettered in basketball...Born 4/26/82 in Brenham, TX.

DEFENSIVE STATISTICS

Year	TT	Solo	Assist	INTs	FR	FF	Sacks	PD
2002	51	31	20	0-0	2	1	6.0-46	1
2003	63	43	20	0-0	1	3	7.0-65	3
Totals	114	74	40	0-0	3	4	13.0-111	4

RODERICK GREEN

JOSH HARRIS

QUARTERBACK

YEARS IN NFL: R

HT: 6'1" WT: 238

COLLEGE: Bowling Green

HS: Westerville North (OH)

BORN: 9/9/82, Westerville, OH

JOINED RAVENS: Draft 6a (187th), 2004

5

PRO: Josh Harris was selected by the Ravens with the 187th overall pick (6th round) of the 2004 NFL Draft...Harris was the 1st of 2 6th-round picks (WR Clarence Moore) for the Ravens.

COLLEGE: Mobile, athletic QB who set a number of school records in 4 seasons at Bowling Green...Harris is the school's *career leader* in rushing TDs (43), total TDs (47), points scored (284) and TDs responsible for (102)...He finished his career ranked 2nd in Falcons history in passing yards (7,503) and passing TDs (55) and 5th in rushing yards (2,473)...His .750 winning pct. as a starter (24-8) is the highest among QBs in the Mid American Conference with at least 2 years experience...Harris also became only the 3rd player in MAC history to eclipse the 4,000-yard mark of total offense in a season (2003)...Passed Brian McClure (9,774, 1982-85) with 9,976 total yards for a *school record*...Joined Indiana's Antwaan Randle-El (44 rush, 42, pass, 1998-2001) as the only players in NCAA Division I-A history to rush for 40 TDs and throw 40 TDs in a career...Only the 8th player in college football history to gain over 2,000 yards rushing and 4,000 yards passing in a career...Harris, Randle-El (264 scored, 258 pass) and Michigan's Rick Leach (204 scored, 270 pass) are the only 3 to score 200 points and pass for 200 points in a career.

JOSH HARRIS 5

2003: AP All-American honorable mention...Semifinalist for the Davey O'Brien Award...2nd-team All-MAC choice...MAC West Division Offensive Player of the Week choice 3 times...**CNNI.com National Player of the Week** after game against Purdue when he connected on 22 of 44 attempts for 357 yards and 3 TDs...**Set a MAC season record** by participating in 709 offensive plays...Completed 325 of 494 passes (65.8%) for a **Bowling Green season-record** 3,813 yards...Had 27 TDs and only 12 INTs...**His 3,813 yards broke the old Falcons' mark** of 3,264 yards by Brian McClure in 1983...Led MAC QBs with 215 carries for 830 yards (3.9 avg.) and 13 scores...Added a 48-yard TD reception...Shattered his 2002 school **season record** of 3,162 total yards by compiling 4,643 yards (331.6 avg) of total offense.

2002: Ranked among the NCAA Division I-A leaders in total offense (16th, 263.50) and scoring (4th, 11.17), after starting each of the Falcons' 11 games...Led the MAC in scoring and was 5th in the league in total offense (263.5)...Completed 198 of 353 passes for 2,425 yards, 19 TDs and 11 INTs...Rushed 186 times for 737 yards (4.0 avg) and a **Bowling Green season-record** 20 rushing TDs...Also caught 3 passes for 51 yards, including 2 TDs...Harris' 22 total TDs set another **Falcons season record**...His 134 points shattered the old **school record** of 114 by Bernard White (1985).

2001: Played in 10 games, starting 4 and passed for 1,022 yards, hitting 81 of 133 passes, 9 TDs and 3 INTs...Finished with 126 carries for 614 yards (4.9 avg) and 8 TDs...Also added a 14-yard TD reception...Earned **MAC Player of the Week** honors twice...Also earned **ESPN National Player of the Week** honors after completing 30 of 47 passes for 402 yards and 3 TDs vs. Northwestern...Also carried 16 times for 96 yards with 2 TDs...Closed out the season in style vs. Toledo, passing for 4 TDs (17 of 28 for 268 yards) and ran for another 117 yards (22 carries) and 2 rushing TDs.

2000: Made an impact as a freshman late in the season in many roles, as QB, RB, KR and WR, averaging 89.2 total yards per game...Completed 23 of 48 passes (47.9%) for 243 yards and 2 INTs...Rushed 6 times for 292 yards (4.2 avg) and 2 TDs.

HIGH SCHOOL, PERSONAL: Was an All-Conference QB and the league's Player of the Year at Westerville (OH) HS...Was also a 2-time All-District pick...Completed 105 of 203 passes for 538 yards and 10 TDs in 1999, his senior year, and ran for another 827 yards and 9 scores...Holds Westerville's school record with a 99-yard KOR...Tallied 2 KOR TDs and a punt return for a TD...Was team captain and earned 10 varsity letters in football, basketball and track for the Warriors...Was All-Conference and All-District in track and was a merit scholar...Interpersonal communications major...Father, M.L. Lewis played (TE) 10 NFL seasons, including 6 with the Cincinnati Bengals...Born 9/9/82 in Westerville, OH...Full name: Joshua Eugene Harris.

PASSING

Year	Att.	Comp.	Pct.	Yards	Avg./ Att.	TD	Int.	INT Pct.	LG	Sacks/ Yards	QB Rating
2000	48	23	47.9	243	5.06	0	2	4.17	47	3/18	82.1
2001	133	81	60.9	1022	7.68	9	3	2.26	63	10/64	143.3
2002	353	198	56.1	2455	6.95	19	11	3.12	52	12/75	125.3
2003	494	325	65.8	3813	7.71	27	12	2.43	91	21/101	143.8
Totals	1028	627	61.0	7503	11.96	55	28	2.72	91	46/258	134.5

RUSHING

Year	Att.	Yards	Avg.	LG	TD
2000	69	292	4.2	55	2
2001	126	614	4.9	39	8
2002	186	737	4.0	35	20
2003	215	830	3.9	24	13
Totals	596	2473	4.1	55	43

JOSH HARRIS

CLARENCE MOORE**WIDE RECEIVER****YEARS IN NFL: R****HT: 6'6" WT: 211****COLLEGE: Northern Arizona****HS: Cypress (Buena Park, CA)****BORN: 9/24/82, Bellflower, CA****JOINED RAVENS: Draft 6b (199th), 2004****16**

PRO: Clarence Moore was selected by the Ravens in the 6th round (199th overall) of the 2004 NFL Draft...Moore was the 2nd of 2 (QB Josh Harris) 6th-round picks and the 2nd WR (Devard Darling) chosen by the Ravens.

COLLEGE: Moore was a 2-sport star at Northern Arizona, lettering in indoor track (2000-01) as well as football (2000-03)...Was a 3-year starter at WR for the Lumberjacks, and was All-Big Sky Conference in each of his final 3 seasons...*Played in 46 games, tying Northern Arizona's career record* 1st set by Nick Yerton (1998-2001)...Totaled 182 receptions for 3,042 yards (16.7 avg) and 28 TDs...His 182 catches are 2nd on the school's all-time record list and rank 10th in Big Sky annals...*His 3,042 yards and 28 scores broke the Northern Arizona record* of 2,764 yards and 25 scores, held previously by Shawn Collins (1985-88)...Moore is only the 4th player in Big Sky history to gain over 3,000 yards receiving in a career...Had 12 100-yard receiving games in his career...On the track, Moore was the conference's indoor triple jump champion.

2003: All-American 1st-team selection by *The NFL Draft Report*...All-Big Sky 1st-team choice...Finished 2nd on the team with 63 receptions and led the Lumberjacks with 1,184 yards and 12 TDs...His average of 92.1 yards receiving per game ranked 14th in Division I-AA...*His 1,184 receiving yards broke the Northern Arizona school season record* of 1,134 yards by Charlie Brown in 1969...The 12 TDs eclipsed the school's previous mark of 11, by 2 players...Had 5 100-yard receiving games, including a 159-yard performance at Montana State, and at least 1 TD in 10 of the 12 games.

2002: All-Big Sky 1st-team choice...Started 10 games and led the team with 61 receptions for 925 yards and Big Sky-leading 9 TDs...His 5.55 catches per game average ranked 2nd in the conference and his 84.1 receiving yards per game ranked 3rd...Had 4 100-yard receiving games, including a *career-high* 192 yards (9 catches) vs. Sacramento State...Moore scored on 54- and 55-yard TD receptions in the game.

2001: All-Big Sky honorable mention...Started 10 games, tying for the team lead with 43 catches for 644 yards and 3 TDs...Had a 153-yard receiving game (8 catches), including 2 TDs, in the Lumberjacks playoff game against Sam Houston State.

2000: Played in 10 games as a true freshman, tallying 15 receptions for 289 yards and 4 TDs...Had at least 1 catch in 8 of the 10 games.

HIGH SCHOOL, PERSONAL: Lettered twice in both football and track at Cypress (Buena Park, CA) HS...Won the league triple jump title as a junior, finishing 3rd in that event at the CIF Finals...Mathematics/statistics major...Born 9/24/82 in Bellflower, CA...Full name: Clarence Kelly Moore.

RECEIVING

Year	No.	Yards	Avg.	LG	TD
2000	15	289	19.3	43	4
2001	43	644	15.0	41	3
2002	61	925	15.2	58	9
2003	63	1,184	18.8	73	12
Totals	182	3,042	16.7	73	28

CLARENCE MOORE

DEREK ABNEY**WIDE RECEIVER/RETURN SPECIALIST****YEARS IN NFL: R****HT: 5'9" WT: 180****COLLEGE: Kentucky****HS: D.C. Everest (Scholfield, WI)****BORN: 12/19/80, Minot, ND****JOINED RAVENS: Draft 7a (244th), 2004****12**

PRO: Derek Abney was selected by the Ravens in the 7th round (244th overall) of the 2004 NFL Draft...Abney was the 1st of 2 (G Brian Rimpf) 7th-round picks and the 3rd WR (Devard Darling and Clarence Moore) chosen by the Ravens in last April's draft.

COLLEGE: Abney, the spark plug for the Kentucky Wildcats, is the owner of 5 Division I-A, 11 SEC and 14 Kentucky records for kick returns...He returned 8 kicks for TDs in his career (6 punts and 2 KOs), which tied the NCAA career record (Colorado's Cliff Branch - 1970-71 and Nebraska's Johnny Rodgers - 1970-72)...**His 6-career punt returns for TDs broke the SEC record** of 5 by Vanderbilt's Lee Nally (1947-49) and was 1 shy of the NCAA mark (7)...Derek became the 1st NCAA Division I-A player to record at least 2,000 receiving yards, 2,000 KOR yards and 1,000 punt return yards in his career...His 5,856 total yards set a Kentucky career record and rank 2nd all time in SEC annals behind LSU's Kevin Faulk (6,833, 1995-98)...Started 33 of 46 games for the Wildcats, with 197 receptions for 2,339 yards and 18 TDs...Is 3rd on Kentucky's career-record list with 1,042 punt return yards (88 returns and 6 TDs)...Set school records with 95 KORs for 2,315 yards and a pair of TDs...The 2,315 KOR yards are 1st in SEC history...Abney is also the SEC leader in total return yards with 3,357.

2003: All-American 1st-team selection as an all-purpose back by *The NFL Draft Report*...Earned 2nd-team AP honors...Was named to the All-SEC 1st-team as an all-purpose back by *The NFL Draft Report* and the AP, his 3rd-consecutive All-SEC AP selection...Named *Kentucky's MVP and Special Teams Player of the Year*...Was recipient of the Jerry Claiborne Award, given to senior who exemplifies the ideals championed by the former Wildcat student-athlete and head coach (based on academic success and team attitude)...Led team with 51 catches for 616 yards and 5 TDs...**Led the SEC with 32 KORs for 772 yards (24.1 avg)**...Added 285 punt return yards and a TD in 28 punt returns (9.8 avg)...**Led the SEC and ranked 9th in the country with a 151.8 all-purpose yard average**...Abney's 1,821 all-purpose yards rank 3rd on Kentucky's season-record chart.

2002: Gamered a number of awards including *All-American 1st-team honors* from AP, Football Writers Association of America, Walter Camp Football Foundation, The Sporting News, ESPN.com, CBSSportsline.com, CNN.com, CollegeFootballNews.com and The Sports Xchange...**All-SEC 1st-team pick** by the league's coaches, AP, The Sporting News, Birmingham News, Mobile Register and CollegeFootballNews.com...Also named *SEC Special Teams Player of the Year* by a number of sources...**Set or tied 5 NCAA records**, including most punt return TDs in a game (2 at Mississippi State); most punt return TDs in a season (4); most total kick return scores in a game (must have at least 1 PR and 1 KOR TD - 2 at Florida); most total kick return TDs in a season (must have at least 1 PR and 1 KOR TD - 6, 4 on PR and 2 on KOR - broke record of 5 held by 2 other players); most total kick return yardage in a season (1,348 yards)...**Also set or tied 9 SEC and 10 Kentucky records**...**Became the 1st player in SEC annals to lead the conference in both kickoff and punt returns in the same season**...Was SEC Special Teams Player of the Week 3 times...Chosen for Kentucky Athletics "Society of Character"...Started every game, ranking 2nd on the team with 40 catches for 569 yards and 4 TDs...Was 2nd on the team in scoring with 60 points...Set both SEC and Kentucky season records with 4 TDs on punt returns...**Abney's KOR average of 26.8 yards per game broke the SEC season record**.

2001: All-SEC 1st-team choice...Member of the SEC's Academic Honor Roll...Started every game at WR...Led the team with a **career-high** 66 receptions for 744 yards and 6 TDs...Added 212 yards and a TD on 22 punt returns (9.6 avg) and 739 yards on 33 KORs (22.4 avg)...Averaged 153.8 all-purpose yards and 1,692 all-purpose yards ranked 4th on Kentucky's season records list...Against Vanderbilt, Abney collected 244 all-purpose yards, 4th-best game total in Kentucky history.

2000: Was All-SEC selection as a freshman by the league's coaches and the *Knoxville News-Sentinel* Tallied 3 receiving TDs and 40 receptions for 413 yards...Had 1 punt return for 1 yard...Had his 1st-career TDs in a game against South Florida, when he scored on 19- and 27-yard receptions on 5 catches (72 yards).

1999: Redshirt year.

DEREK ABNEY 12

HIGH SCHOOL, PERSONAL: All-American WR at D.C. Everest (Scholfield, WI) HS by the Gatorade Circle of Champions and *Prep Star*...Also was Wisconsin Player of the Year from Gatorade and the *Milwaukee Journal-Sentinel*...Two-time 1st-team All-State choice in his final 2 years and was 2nd-team All-State as a sophomore...Helped lead Everest to a 14-0 record and Division I State Championship as a senior, catching 62 passes for 1,309 yards and 14 TDs while setting a state record for longest TD reception in a state championship game with a 67-yard scoring catch...Scored a 67-yard TD reception, the longest in a Wisconsin state championship game...Also scored a state-record 17 TDs on punt and KORs during his career...Was a 3-year starter at WR, who also saw playing time at RB and DB...Chosen for the Win Brockmeyer Scholarship Award as the outstanding senior player in his area...One of the top 100 prospects in the 6-state Midwest area by *Super Prep*...Was also a 4-year letterman in track at Everest, competing in the sprint events, relays and the long jump...Chosen 1st-team All-State in track for 3 years by the Wisconsin Trach Coaches Association...Best time of 10.78 seconds in the 100-meter dash...Wisconsin All-State Scholar Athlete, an honor awarded to only 32 students, covering all sports from among 500 applicants...Selected as a member of the prestigious Kentucky Athletics "Society of Character"...Earned SEC academic honors in 2001...Participates in a weekly mentoring program for 2nd-graders and another program for working with at-risk children...Graduated from Kentucky with a degree in civil engineering...Born 12/19/80 in Minot, ND...Full name: Derek Allen Abney.

RECEIVING

Year	No.	Yards	Avg.	LG	TD
2000	40	413	10.3	50	3
2001	66	741	11.2	52	6
2002	40	569	14.2	68	4
2003	51	616	12.1	53	5
Totals	197	2,339	11.9	68	18

PUNT RETURNS

Year	No.	Yards	Avg.	LG	TD
2000	1	1	1.0	1	0
2001	22	212	9.6	47	1
2002	36	544	15.1	86	4
2003	29	285	9.8	80	1
Totals	88	1,042	11.8	86	6

KICKOFF RETURNS

Year	No.	Yards	Avg.	LG	TD
2000	0	0	0.0	0	0
2001	33	739	22.4	38	0
2002	30	804	26.8	100	2
2003	32	772	24.1	48	0
Totals	95	2,315	24.4	100	2

DEREK ABNEY

RAVENS ALL-TIME SKUTOUTS

DATE	OPPONENT	SCORE	TOTAL YDS. ALLOWED	SACKS/ YARDS	LEADING TACKLER
12/26/99	Cincinnati	22-0	280	7/39	R. Lewis (11)
9/3/00	@Pittsburgh	16-0	229	1/6	R. Lewis (7)
9/24/00	Cincinnati	37-0	109	4/15	M. McCrary (7)
10/1/00	@Cleveland	12-0	230	1/9	R. Lewis (10)
11/19/00	Dallas	27-0	193	1/1	R. Lewis (8)
12/23/01	Cincinnati	16-0	305	3/22	R. Lewis (12)
12/21/03	@Cleveland	35-0	241	5/30	R. Lewis (12)



**BRIAN RIMPF****GUARD****YEARS IN NFL: R****HT: 6'5" WT: 319****COLLEGE: East Carolina****HS: Leesville Road (Raleigh, NC)****BORN: 2/11/81, Raleigh, NC****JOINED RAVENS: Draft 7b (246th), 2004****69**

PRO: Brian Rimpf was selected with the 246th overall pick (7th round) of the 2004 NFL Draft...The pick was awarded to the Ravens as a compensatory selection...Brian is just the 6th East Carolina OL to be drafted and the 1st since the New York Jets took Lamont Burns in the 5th round of the 1997 draft...Rimpf is a strong, wide-body athlete who plays hard every play and can provide solid depth along the offensive line.

COLLEGE: Started 37 consecutive games over his 4-year career...Helped to pave the way for 3 consecutive 1,000-yard rushers, and helped ECU average over 25 points per game in his 4 seasons...2003 Preseason All-America (2nd-team) selection by *College Football News*...2003 Preseason All-Conference USA...On the official watch lists for Rotary Lombardi Award and Outland Trophy...Rated as No. 16 OT in the nation by *The Sporting News*...Named to Conference USA Commissioner's Academic Honor Roll and ECU Athletic Director's Honor Roll.

2003: Started all 12 games and earned 1st-team All-Conference USA honors for the 3rd time in his career...Also earned All-America honorable mention by *CNN/SI.com* honors for the 2nd consecutive year...Was named the ECU team captain for the 2nd consecutive year...Helped clear the way for the 3rd-consecutive 1,000-yard rusher in his 4 years at ECU...Also helped protect ECU QBs, allowing them to pass for a combined 2,075 yards...Earned team's E.E. Rawl Memorial Award for the 2nd time.

2002: Earned 1st-team All-Conference USA and All-America honorable mention by *CNN/SI.com* honors as a junior...On official watch lists for 2002 Outland Trophy and Rotary Lombardi Award...Named 3rd-team Preseason All-American by *Football News*...Named team captain...Key blocker for RB Art Brown, who carried for 1,029 yards in 10 games, ECU's 2nd-consecutive 1,000 yard rusher...One of just 11 players in NCAA Division I-A named to the 2002 AFCA Good Works Team in recognition of outstanding community service and civic involvement...2002 Verizon Academic All-District III (2nd-team).

2001: Earned 1st-team All-Conference USA honors as a sophomore...Leader of an OL that helped the Pirates' rushing offense rank among the top 25 nationally...Helped block for RB Leonard Henry, who finished as the nation's No. 6 rusher with 1,432 yards...Earned a blocking grade of 80 percent...Earned team's E.E. Rawl Memorial Award for character, scholarship, and athletic achievement.

2000: Named to the Conference USA All-Freshman Team...Played in 10 games and made 4 starts as a redshirt freshman...Missed last 2 games of season after suffering broken ankle at West Virginia...Voted team's most outstanding newcomer by coaching staff.

HIGH SCHOOL, PERSONAL: Leesville Road (Raleigh, NC) HS All-conference as a senior...Was regarded as one of the top prep linemen in the state...Also played on DL and collected 87 tackles and 3 sacks in 1998...Honorable mention all-conference as a junior...Outstanding in academics with a 3.9 GPA...Completed undergraduate degree in business last May and is now pursuing his MBA...Also competed in shot put for track team...Married the former Lauren McGann in May 2003...Born 2/11/81 in Raleigh, NC...Full Name: Brian Timothy Rimpf.

**TRI-STATE RAVENS NEST No. 12 -
HAGERSTOWN, MD - BIRDS OF PREY - MD, PA, WV
LINEMAN OF THE YEAR**

PRESENTED ANNUALLY TO THE RAVENS' PLAYER SELECTED BY THE "LINEMAN" COMMITTEE

PAST WINNERS

- 1999 - DE Rob Burnett
- 2000 - DT Lionel Dalton
- 2001 - G Edwin Mulitalo
- 2002 - DE Adallus Thomas
- 2003 - DE Anthony Weaver

2004 FIRST-YEAR PLAYERS



Todd Devoe
No. 17
Wide Receiver
6'2", 198
Central Missouri State
Born: 4/5/80 in Fort Lauderdale, FL

Todd Devoe was signed by the Baltimore Ravens (reserve/future) on 1/15/04...Signed to the Ravens' practice squad on 9/2/03...Waived by the Ravens 8/30/03...Originally signed with the Ravens on 5/9/03 as a rookie free agent...Spent most of the 2003 season on the Ravens practice squad...Allocated to the Cologne Centurions of NFL EL in 2004 and hauled in 19 receptions for 277 yards, and led his team with 5 TDs...Two-year performer at Central Missouri State after transferring from Itawamba Community College in 2001...Posted 98 career receptions (8th most in school history) for 1,971 yards, ranking 2nd on the all-time list, and 21 TDs for the Mules...Led the team for the 2nd consecutive year with 58 receptions as a senior in 2002, which tied him for the most receptions in a single season in school history...His 1,045 receiving yards in 2002 was the 2nd-best single-season total in school history, and his 12 TDs are a single-season school record...Earned 1st-team All-MIAA honors after leading the Mules with 40 receptions for 926 yards and 9 TDs in 11 regular season games in his 1st year at Central Missouri...Voted Offensive MVP after posting 6 receptions for 163 yards and 3 TDs vs. Minnesota-Duluth in the Mineral Water Bowl...Had 6 100-plus yard receiving days as a junior...Pulled in 9 receptions for 154 yards and 3 TDs vs. Washburn...Also notched 8 receptions for 152 yards and 2 TDs against Emporia State and had 5 catches for 151 yards and 1 TD against Southwest Baptist...Voted as an All-American in track as a junior, as he competed in the 4x400 meter relay and the 200 and 400 meter dash...He also ran on the mile relay team that placed 1st at the outdoor conference meet...Majored in criminal justice...Earned a pair of letters and All-American honors at Itawamba, grabbing 44 passes for 747 yards and 9 TDs as a sophomore...A standout football player for Boyd Anderson (Fort Lauderdale, FL) HS...Played in the Florida North-South All-Star game, catching 5 passes for 75 yards...Also pulled in 3 passes for 40 yards and 1 TD in the Dade-Broward All-Star game...Full name: Todd Vaughn Devoe.



Kareem Kelly
No. 87
Wide Receiver
6'0", 186
USC
Born: 4/1/81 in Long Beach, CA

Signed by the Baltimore Ravens on 2/17/04...Signed to the Ravens' practice squad on 9/16/03...Contract terminated by the New Orleans Saints 9/1/03...Originally signed by the Saints (reserve selection list) on 4/27/03...Speedy and acrobatic, Kelly owns USC's career pass-catching record (204 receptions, 6th in Pac-10 history)...Finished 2nd in USC annals for receiving yards (3,104, 5th in Pac-10 history), behind Johnnie Morton's 3,201...Had a catch in all 48 games he played as a Trojan, tying the Pac-10 record (The Pac-10 counts bowl games in its career records) with Keenan Howry of Oregon...Kelly also owns the NCAA record for consecutive games with a catch, which until 2003 did not include bowl games, with 47 in a row...He also had 9 100-yard receiving games in his career...Started 13 games (for the 4th year) at WR as a senior...Earned 2002 All-Pac-10 honorable mention...Had 46 receptions for 605 yards (13.2 avg.) with 4 TDs...Also returned 11 punts for 76 yards (6.9 avg.)...Was invited to play in the 2003 East-West Shrine Game...Had 4 catches for a game-high 94 yards and leaped high for a 34-yard TD grab on

2004 FIRST-YEAR PLAYERS

the game's 1st play...Against Iowa in the Orange Bowl, he had 3 catches for 74 yards (including a 65-yarder on USC's 1st play to set up a TD) to set an NCAA record for consecutive games with a catch (47) en route to becoming Troy's career reception leader (204)...Started for his 3rd season at WR as a junior in 2001...Had a team-best 49 receptions for 801 yards (16.3 avg.) with 3 TDs, plus ran for 38 yards on 6 reverses (6.3 avg.) and returned 8 punts for 51 yards (6.4 avg.)...Had a pair of 100-yard receiving games (165 yards at Oregon and 127 yards versus Arizona State) and was on the "Watch List" for the 2001 Biletnikoff Award, given to the nation's top receiver...Had 4 catches for a game-high 165 yards at Oregon, including a 93-yard TD (the longest catch of his career)...Saw action in 11 games, starting in 8 at WR as a sophomore in 2000...Led USC in receptions (55) and yardage (796 yards) for a 14.5 average with 4 TDs...Also carried the ball 5 times on reverses for 8 yards and returned 6 punts for 22 yards (3.7 avg.)...His 55 catches in 2000 tied for 10th on USC's season list and are the most ever by a USC sophomore...Kelly had the best season that any Pac-10 freshman WR ever had in 1999...Appeared in all 12 games and caught 54 passes (2nd on USC) for a team-best 902 yards (team-high 16.7 avg.) with 4 TDs...Set Pac-10 and USC freshman records for most catches (54) and receiving yards (902, the most by a Trojan since Keyshawn Johnson had 1,434 in 1995)...He was 3rd in the Pac-10 in receiving yards (75.2)...Was the only Trojan with a catch in every game in 1999, and had 4 outings with 100 receiving yards (104 at Hawaii, 100 at Arizona, 129 against Stanford and 170 at California)...Named the 1999 Pac-10 Freshman of the Year and to the 1999 *The Sporting News* Freshman All-American 2nd team...Also sprinted for the USC track team and anchored USC's victorious 400-meter relay squads at the Trojan Invitational (40.29) and the USC-LSU Dual Meet (39.39) in 2001...Majored in sociology at USC...Was a 1998 *Super Prep* All-American, *Prep Star* Dream Team Top 100, ESPN Top 100, *The Sporting News* 101 Prime Prospects, Rivalnet Top 100, *USA Today* All-USA honorable mention, *Super Prep* All-Farwest, *Prep Star* All-Western, *Long Beach Press-Telegram* Best in the West 1st-team (unanimous selection), *Orange County Register* Feb 15 1st team, *Tacoma News Tribune* Western 100, *Las Vegas Sun* Super 11 1st-team, Cal-Hi Sports All-State 2nd-team, All-CIF Southern Section first team, All-CIF Division I 1st-team, Los Angeles Times All-South Coast/Southeast and Long Beach Press-Telegram Dream Team 1st-team at Long Beach (CA.) Poly HS...Was also a 3-time California state prep sprint champion...Had 50 receptions for 1,096 yards (21.9 avg.) and 17 TDs as a senior...In 1997 as a junior, he made All-CIF Southern Section 2nd team, All-CIF Division I 1st team, Long Beach Press-Telegram 2nd team and All-League while catching 43 passes for 560 yards (13.0 avg.) and 9 TDs while leading Long Beach Poly to the CIF Division I championship...In his 3-year career, his team went 36-5...His cousin is ex-USC safety (1995-98) Rashard Cook, now in the NFL...Born 4/1/81 in Long Beach, CA...Full name Kareem Kelly.

**Cecil Moore****No. 81****Wide Receiver****6'1", 210****East Tennessee State****Born 12/30/80 in Morristown, TN**

Cecil Moore was signed to the Baltimore Ravens' active roster on 2/9/04...Signed by the Ravens (reserve/future) on 1/13/04...Signed to the New York Jets' practice squad on 9/2/03...Terminated by the Jets via waivers on 9/1/03...Originally signed by the Jets as a rookie free agent on 5/2/03...Finished his career 2nd in ETSU history with 161 receptions and 2,488 receiving yards...Moore also ranks 3rd all-time in receiving TDs (19)...Earned All-Southeast Region Honors from *Don Hansen's Football Gazette* and was named All-Southern Conference by the league's coaches and media for the 3rd-consecutive season as a senior...Played in the Rotary Gridiron Classic following the season and led Team USA to the victory with a TD catch from Oklahoma's Nate Hybl...Led the Bucs in all receiving categories as he hauled in 44 passes for 682 yards and 7 TDs as a senior...Had his best game of the season came against Elon, catching 8 passes for 95 yards

2004 FIRST-YEAR PLAYERS

and a career-high and ETSU record 4 TD receptions...Earned 1st-team All-Southern Conference honors, and 2nd-team All-American by *Don Hansen's Football Gazette* as a junior...Led the Southern Conference in receptions (57) and receiving yards (908)...Pulled in a season-high 9 catches for 136 yards at Appalachian State...Played in all 11 games, making 10 starts as a sophomore, as he earned All-Southern Conference honors...Ranked 4th in the Southern Conference with 5.27 receptions/game and was 5th in the Southern Conference with 80.3 receiving yards/game...Led ETSU with 58 catches and 862 receiving yards (16.0 avg.)...Also ranked 3rd on the team with 46 points scored (7 TDs)...Posted 3 100-yard receiving yard games (138 at Liberty, 125 vs. Furman and 165 at Chattanooga)...Notched a season-high 12 catches for 165 yards, 2 TDs and a 2-point conversion at Chattanooga...Saw action in 3 games as a true freshman, and hauled in 2 receptions for 15 yards...Was a 4-year letterwinner and 3-year starter for Morristown East (TN) HS...Averaged 15.4 yards every time he touched the ball...Also rushed for 732 yards and 7 TDs while catching 18 passes for 338 yards as a senior and returned a KO 84 yards for a TD...Was a 2-time All-Conference choice...Also a 3-year letterwinner in basketball...Averaged 24 points per game as a junior...Born 12/30/80 in Morristown, TN...Full name: Cecil Moore.



Daniel Wilcox

No. 44

Tight End

6'1", 245

Appalachian State

Born: 3/23/77 in Atlanta, GA

Dan Wilcox signed with the Baltimore Ravens on 6/21/04 after stints with the Tampa Bay Buccaneers and New York Jets...Wilcox is a smooth-running TE, with soft hands...Solid athlete with good speed and underrated blocking skills...A converted WR, has the ability to flex outside...Saw action in 2 games with the Buccaneers in 2003, recording 1 special teams tackle...Was inactive in 2 regular season games and 3 postseason games as a member of the Buccaneers in 2003...Signed to Tampa Bay's 53-man roster on 12/17/02 after spending 2 stints with the Jets from 9/1-9/3 and 8/28-8/30...Inactive for 9 of 10 games in 2001 while with the Jets, seeing action in 1 game...Originally joined the team as an undrafted free agent on 4/26...Selected 1st-team All-Southern Conference as a senior at Appalachian State...Finished with 46 receptions for 740 yards and 7 TDs...Had career game against Troy State, catching 10 passes for 106 yards and 1 TD...Moved from WR to TE as a senior...Also attended Georgia Military Academy...Majored in communications and advertisement with a minor in psychology...Full name: Daniel Wilcox.



WR Kareem Kelly



WR Cecil Moore

ROOKIE FREE AGENTS

**Marcell Allmond****No. 42****Cornerback****6'0", 209****USC****Born: May 28, 1981**

Marcell Allmond signed with the Baltimore Ravens on 4/30/04 as a rookie free agent...Physical and fast CB, that was a 2-year starter at USC...Allmond is a converted WR who caught 30 passes for 477 yards and 2 TDs as a freshman and sophomore...Finished his career with 86 tackles (68 solo), 10 PDs and 4 INTs...Also has return skills, as he returned 18 KO's for 374 yards (20.8 avg.) over his career...In his 19-career starts at CB, the Trojans were 18-1...Started all 13 games at CB and recorded 48 tackles (34 solo), 3 sacks and 3 INTs in 2003...Started the final 7 games of the season at CB, and posted 34 tackles (30 solo), 6 PD and 1 INT as a junior...Also returned 5 KO's for 99 yards in 2002...Had 4 tackles, 1 PD and 1 INT against cross-town rival UCLA...Redshirted the 2001 season after breaking his leg as a sophomore...Started the team's 1st 5 games at flanker before suffering a broken leg vs. Arizona his sophomore season...Caught 16 passes for 244 yards and rushed 2 times for 46 yards prior to his injury...Pulled in 4 receptions for 99 yards (24.8 avg.) and had 1 carry for 17 yards against San Jose State...Saw action in 11 games, starting 3 at WR as a freshman...Had 14 receptions for 233 yards and 2 TDs, and returned 3 KO's for 51 yards...Was also was a hurdler and decathlete on the USC track team...Was a 2-time California state prep high hurdles champion and the nation's top-ranked junior decathlete at St. Paul (Sante Fe Springs, CA) HS...Was a 1998 Super Prep All-American and USA Today All-USA honorable mention...In 1998, he had 900-plus receiving yards, intercepted 5 passes and returned punts for an average of 21.9 yards (with 3 scoring punt returns)...He scored 14 TDs on offense and defense and played on the basketball team...Majored in public policy and management at USC...Born 5/28/81...Full name: Marcell Trevon Allmond.

**Brandon Barnes****No. 51****Linebacker****6'2", 235****Missouri****Born: June 12, 1981**

Brandon Barnes signed with the Baltimore Ravens on 4/30/04 as a rookie free agent...As a Tiger, Barnes started 17 of 37 games, including all 12 in 2003...Posted 109 tackles (2nd on team) as a senior...Added 10 tackles for loss of 20 yards, 1 sack, 2 INTs, 1 PD, 6 QB hurries, 3 FR and 1 FF...Barnes appeared in all 11 games in 2001 as a special teamer and WR, but moved to the defense in 2002...As a junior ('02), he registered 54 tackles, 2 FR and 1 FF...At Nebraska, his 1st-career start, he posted 14 tackles, a career high, 12 solo, 1 FR and 1 PD...Was voted "most improved" DB that year...Was lost for the season in 2000 with a broken ankle vs. Clemson in the 2nd week...Started his 1st-career game against Western Illinois in week 1...Was redshirted in 1999...Named offensive scout-team's "Player of the Week" twice...Two-way player who earned 2nd-team All-State DB honors after tallying 70 tackles at Sikeston (MO) HS...All-Conference and All-District in basketball...Majored in political science...Born 6/12/81 in Sikeston, MO...Full name: Brandon Edward Barnes.

ROOKIE FREE AGENTS



Kory Chapman
No. 30
Running Back
6'1", 202
Jacksonville State
Born: July 13, 1980

Kory Chapman signed with the Baltimore Ravens as a rookie free agent on 5/17/04...Started all 12 games as a senior and led the team with 212 attempts for 1,326 yards and 9 TDs...Averaged 107.1 yards per game on the ground, and hauled in 6 receptions for 77 yards...Saw action in 10 games and was the Gamecock's 2nd-leading rusher with 311 yards and 3 TDs on 89 carries as a junior...Also saw time as a kick returner, finishing 2nd on the team with 19 returns for 393 yards (20.6 avg.)...Majored in psychology...Played 2 years at Northwest CC before transferring to Jacksonville State...Rushed for 529 yards and 5 TDs on 73 carries as a sophomore at Northwest...Also posted 33 receptions for 352 yards and 3 TDs...Earned honorable mention All-State honors and finished with 484 yards and 7 TDs as a freshman...Also had 102 receiving yards and 2 TDs...Led South Panola (Batesville, MS) HS to the Class 5A State Championship as a senior...Was a 2nd-team All-State selection and the Region I offensive player of the year...Full name: Robrielle Kory Chapman.



Brendan Darby
No. 67
Tackle
6'7", 295
San Diego State
Born: June 25, 1981

Brendan Darby signed with the Baltimore Ravens as a rookie free agent on 5/17/04...A 4-year starter and leader of the San Diego State OL that earned 1st-team All-Mountain West honors as a senior...Helped pave the way for the Aztecs to rush for 1,470 yards and notch 2,607 yards through the air in 2003...Named honorable mention All-Mountain West lineman as a junior...Was San Diego State's starting LT throughout his junior season...Was voted as the Aztecs' lineman of the week on 4 occasions...Flagged for just 4 penalties all season and allowed just 2 sacks...Was 3rd on the team with 5 "big blocks"...Started at T in all 11 games as a sophomore...Helped paved the way for Larry Ned's 1,549 rushing yards...Was in on over 700 snaps and allowed just 2.5 sacks...Was flagged just 4 times, including only 2 holding penalties...Saw action in 8 games, including 6 as a starter as a redshirt freshman...Allowed only 2 sacks on the year and was flagged just once...Was an academic All-Mountain West selection...Redshirted as a true freshman after 1st joining the team as a walk-on...Played for former New York Giants offensive tackle Doug

DID YOU KNOW?

The Ravens' personnel department has recruited and signed a number of rookie free agent gems: 2002 NFL Offensive Player of the Year RB Priest Holmes- 1997 (19 starts); C Mike Flynn- 1997 (63 starts); DT Lionel Dalton- 1998 (6 starts); S Anthony Mitchell- 1999 (6 starts); FB Alan Ricard- 2000 (21 starts); TE John Jones (6 starts); CB Alvin Porter- 2001 (5 starts); S Will Demps- 2002 (19 starts); DT Maake Kemoeatu- 2002 (2 starts) and Randy Hymes- 2002 (2 starts).
(Starts are with the Ravens.)

ROOKIE FREE AGENTS

Riesenberg at Redwood (Tiburon, CA) HS, where he was a 2-way starter as an OT and DE...Picked off a pass and returned it a school-record 95 yards for a score...Recorded 3 defensive TDs as a senior...Posted 9 sacks and 35 total tackles as a senior...Also lettered in track and rugby...Was an All-State selection in rugby...A communications major at SDSU...Enjoys reading, writing and playing rugby during his free time...Born 6/25/81 in Larkspur, CA...Full name: Brendan Bruce Darby.



Eric Dumas

No. 73

Tackle

6'5", 316

Maryland

Born: April 30, 1981

Eric Dumas signed with the Baltimore Ravens on 4/30/04 as a rookie free agent...Two-year starter on the offensive line, protecting Terps QB Scott McBrien's blind side at RT as a senior...An athletic player for his size with long arms and good feet...Started all 13 games in 2003...Anchored the Terps' high-powered ground assault, which churned out 191 yards per game...Maryland put up 31.2 points per game...At Eastern Michigan, was the Terps' highest-graded lineman, recording a season-high 3 "big blocks" with no missed assignments on 54 plays...In 2002, started all 14 games, 12 at LT and 2 at RT...Versatility as a swing tackle was needed when members of the line went down to injury...Played in all 11 regular season games and the Orange Bowl as a backup tackle in 2001...Was called on for a key 4th-and-5 conversion on the game-winning drive against North Carolina State after 2 of his teammates collided and were knocked out of the game...Saw action in 5 games as a redshirt freshman in 2000...Attended Benjamin Mays (Atlanta, GA) HS, where he earned 4 letters in football and 3 in basketball...Played on the defensive line in high school, posting 29.5 sacks in his career...Was also a force on special teams, blocking 8 FGs and PATs in his career...Born 4/30/81 in Atlanta, GA...Majored in communications at Maryland...Full name: Eric LaBaron Dumas.



Nick Eller

No. 40

Tight End

6'3", 262

Eastern Illinois

Born: March 27, 1981

Nick Eller signed with the Baltimore Ravens on 4/30/04 as a rookie free agent...Was a 2-year performer at Eastern Illinois after transferring from Iowa Central CC...Pulled in 104 receptions for 1,160 yards and 9 TDs at Eastern Illinois...Finished 2nd on the team with 47 receptions for 439 yards and 3 TDs as a senior...Was chosen as a 2nd-team All-American by the *Sports Network* and 3rd-team All-American by the *AP* as a junior, as he led the team with 57 receptions for 721 yards and 7 TDs...Also graded 89.9% blocking efficiency as a junior...Best game was against Murray State when he pulled in 10 catches for 75 yards...Originally attended the University of Iowa before transferring to Iowa Central CC...Majored in physical education...Named All-State honors in football, basketball and baseball at Hubbard-Radcliffe (IA) HS...Was 1st-team All-District and All-Mid Iowa QB...Earned 14 prep letters in baseball (4), basketball (4), football (3), track (2) and golf (1)...Born 3/27/81 in Iowa Falls, IA...Full name: Nick Kent Eller.

ROOKIE FREE AGENTS



Lance Frazier
No. 37
Cornerback
5'10", 183
West Virginia
Born: May 23, 1981

Lance Frazier signed with the Baltimore Ravens on 4/30/04 as a rookie free agent...Was a 3-year starter at West Virginia, who amassed 192 tackles, 8 INTs and 8 FFs...Frazier is also tied (Aaron Beasley) for the school's all-time record with 38 PD...Posted a career-high 67 tackles (45 solo), 5 INTs and 14 PD, which tied him for the 5th-most in a single season in school history, as a senior...Recorded 49 tackles, 8 PD, 1 INT and 1 FR as a junior...Posted a career-high 12 tackles against Virginia...Had 49 tackles, 1 sack, 7 PD and 3 FFs as a sophomore...Had 6 tackles, 1 sack, 1 TFL and a PD against Boston College...Recorded 27 tackles, 9 PD and 2 INTs as a freshman...Majored in physical education...Prep Star All-Regional team as a senior at Spanish River (Delray Beach, FL) HS...Rushed for 1,550 yards and 15 TDs, and had 26 receptions for 700 yards during his prep career...Also totaled 100 tackles and 10 INTs...Also a member of the track team...Born 5/23/81 in Boynton Beach, FL...Full name: Elance Antonio Fraizer.



Brian Gaither
No. 6
Quarterback
6'1", 221
Western Carolina
Born: Dec. 21, 1979

Brian Gaither signed with the Baltimore Ravens on 4/30/04 as a rookie free agent...Played 34 games at Western Carolina and passed for 5,159 yards (422 for 764) with 27 TDs and 32 INTs...Gaither also added 5 rushing TDs and 350 rushing yards on 117 attempts...Completed 246-of-418 passes for 2,761 yards with 14 TDs and had 2 rushing TDs as a senior in 2003...In 2002, Gaither became the 1st WCU QB to throw for over 1,000 yards in back-to-back seasons...Split time at QB both his junior and sophomore seasons with Pat Cilento...Was cited by his coaches for his leadership and dedication...Played in all 11 contests, starting 5 as a junior...Threw for 1,031 yards with 5 TDs...Helped his team lead the Southern Conference in passing (243.5 yards per game) for the 1st time since 1982...The team ranked 25th in Division I-AA...Played in all 11 games as a sophomore in 2001, starting 9...Threw 3 TDs against Wofford...Threw for a career-high 286 yards against Liberty...Completed 17-of-26 passes with 2 TDs...Did not see game action in his redshirt freshman year of 2000...Redshirted as a true freshman in 1999...Played both football and basketball at Mt. Tabor (Winston Salem, NC) HS...Was selected to play in the East-West All-Star game following his senior season...Led team to the Piedmont Conference championship during the 1998 season, posting a 13-1 record, as the team advanced to the state 4-A semifinals...Completed 54 percent of his passes for over 1,400 yards and 18 TDs as a senior...Born 12/21/79 in Winston-Salem, NC...Full name: Brian Christopher Lamont Gaither.

DID YOU KNOW?

The 2003 Ravens' 3rd-ranked defense also finished in the NFL's top 5 in 10 different categories including 3rd in total yardage per game, 3rd in rushing average, and 1st in sacks per play.

ROOKIE FREE AGENTS



John Garrett
No. 50
Linebacker
5'11", 243
Baylor
Born: July 4, 1981

John Garrett signed with the Baltimore Ravens on 4/30/04 as a rookie free agent...An established pass rusher, Garret collected 52 tackles, 17 for loss, playing in 12 games...Also recorded 10 sacks for 59 yards...Garrett finished his career 5th on Baylor's all-time sack list with 13 for 77 yards...His 10-sack senior season ranks 2nd all-time for a single season...Started his junior season, leading the team with 33 tackles (22 solo) in 5 games, before suffering a season-ending knee injury...Emerged as a full-time starter his sophomore season with the Bears and tallied 89 tackles...Named honorable mention All-Big 12...Posted a top performance against Texas A&M with 13 tackles, 1 for a loss...Followed that game up with 12 tackles against Nebraska...Saw action in 9 games as a freshman, starting 5...Finished the 2000 season with 54 tackles, 6 for a loss...Attended Mart (TX) HS, where he led Mart to an undefeated season and state championship...Listed among Texas' top players by *The Waco Tribune-Herald*, *The Houston Chronicle*, and *The Dallas Morning News*...Four-year letter winner in football, basketball, and track...Was teammates with Ravens CB Gary Baxter during the 2000 season...Born July 4, 1981 in Mart, TX...Full Name: John Frazier Garrett.



Douglas Goodwin
No. 68
Defensive Tackle
6'1", 289
Boston College
Born: Feb. 28, 1982

Douglas Goodwin signed with the Baltimore Ravens on 4/30/04 as a rookie free agent...Named to the All-Big East 2nd-team in 2003...Started every game and finished the season with 25 tackles (15 solos), 6 TFL, 2 sacks, 3 PD and 17 QB hurries...Finished strong with a 5-tackle, 1-TFL performance in the Diamond Walnut San Francisco Bowl...Recipient of the Mary S. and William H. '37 Sullivan Scholarship...Suffered a hip injury and missed 6 games in the regular season in 2002...Prior to the injury, Goodwin had started every game for the Eagles...A starter on BC's DL in all 11 games and the Music City Bowl vs. Georgia...Completed his career with a total of 17 career starts, plus 2 bowl games...Made 50 tackles for the Eagles and tied for the team lead in TFL with 12 while adding 4 sacks...Also had 4 pass breakups and 7 QB hurries...Had a career-high 8 tackles against Temple and also had 6 tackles in 3 other games...Registered a safety against Temple, the 1st BC safety since 1994...Was named the Big East Conference Defensive Player of the Week for his performance against Temple...Had 2 tackles, including a sack for a loss of 5 yards vs. Georgia in the Music City Bowl win...Started 6 games in his freshman year (2000) totaling 29 tackles, 7 of them for a loss...Had 4 tackles in 3 games...Earned All-State, All-Long Island and All-League honors as a senior DT at Holy Trinity (Freeport, NY) HS...Was a 3-time team MVP and was team captain his senior year...Tallied 79 tackles, 11 sacks and 1 blocked XPA in 1999...Finished his HS career with 181 tackles, 29 sacks, 12 TFL, 4 FRs and 4 blocked XPAs...Returned an INT 25 yards for a TD...All-Metro in 1999...MVP of the Boomer Esiaison game in 2000...Played in Governor's Bowl...Appeared on *Tom Lemming's*, *PrepStar* and *Gridiron Greats* lists...Also excelled on Holy Trinity's track and field team; placed 6th in the shot put at the National Indoor Championship as a junior...Won the gold medal in the discus at the 1999 Empire State Games (a meet record - 169'10")...Was selected as a "Who's Who In Sports" All-Star in 1998-99 and 1999-

ROOKIE FREE AGENTS

2000...Was featured on ESPN's "Outside the Lines" show in story about his father's open-heart surgery on 9/11/01...Majored in psychology...Born 2/28/02 in Harlem, NY...Full name: Douglas Marion Goodwin.



Clinton Greathouse

No. 18

Punter

5'10", 221

Texas Tech

Born: May 28, 1980

Clinton Greathouse signed with the Baltimore Ravens on 4/30/04 as a rookie free agent...Finished his collegiate career with 131 punts for 5,202 yards (39.7 avg.), with a long of 57 in his 3 years at Texas Tech...Also placed 17 punts inside the 20...Saw action in 11 games in 2002 and booted 52 punts for 2,053 yards, for an average of 39.4 yards...Played in 11 games in 2001 and booted 43 punts for 1,727 yards (40.2 avg.), with a long of 54...Also placed 12 inside the 20-yard line and helped handle KO duties...Saw action in all 12 games in 2000 and punted for 1,422 yards on 36 punts (39.5 avg.), with a long of 57...Also placed 5 punts inside the 20...Included in his 5 punts (43.4 yard avg.) against top-ranked Oklahoma was a season-long 57-yarder...Was an All-State and All-District selection at K, P, QB and CB as a junior and senior at Artesia (NM) HS...Helped Artesia to the state championship his senior year...Also lettered in basketball and track in HS...Born 5/28/80 in Roswell, NM...Full name: Clinton Beau Greathouse.



Sam Massey

No. 24

Cornerback

6'2", 205

Morgan State

Born: March 17, 1981

Sam Massey signed with the Baltimore Ravens on 5/3/04 as a rookie free agent...Massey was usually assigned to the opponent's top WR, where he excelled in man-to-man coverage...A 4-year performer at Morgan State, Massey recorded 123 career tackles (94 solo), 28 PD and 5 INTs...Was invited to play in the Hula Bowl and the Villages Gridiron Classic following his senior year...Started every game and recorded 26 tackles (20 solo), 1 INT and 6 PD as a senior...As a junior, collected 28 tackles (22 solo) and led the team with a career-high 9 PD and 2 INTs...Received a medical redshirt in 2001...Recorded 22 tackles (17 solo) with 6 PD and 2 INTs as a sophomore...Posted 47 tackles (35 solo) and 7 PDs as a freshman...Massey was a 2-sport athlete for Camden (GA) HS...All-Region performer...Helped set school track record in the 4x100...Georgia State Track Champ...From the same hometown as Ravens teammate WR Travis Taylor...Born 3/17/81 in Fernandina Beach, FL.

DID YOU KNOW?

That Brian Billick and Jim Fassel are the 1st 2 Super Bowl head coaches to coach on the same team in NFL history.

ROOKIE FREE AGENTS



Jesse Mitchell
No. 71
Defensive Tackle
6'0", 273
Ole Miss
Born: Dec. 27, 1980

Jesse Mitchell signed with the Baltimore Ravens on 4/30/04 as a rookie free agent...Named 1st-team All-SEC by the AP in 2003...Received the 2003 John Howard Vaught Award of Excellence, presented to honor the senior athlete who exemplifies the qualities of dedication, scholastic ability, morale, and performance...Presaison All-SEC 1st-team by *The Birmingham News*...Ranked 12th at DT in the nation by *Lindy's*...Rated 5th DT in the SEC by *The Sporting News*...Received 2003 J. Richard Price Courage and Compassion Award, which also included a scholarship in his name for the University of Mississippi...Appeared in all 13 games, making 11 starts at NT as a senior...Credited with 46 tackles (27 solo)...Recorded 10.5 TFL (-38 yards) and 2 sacks (-16 yards)...Also had 1 FR...Recorded a career-high 10 stops (4 solo) at Vanderbilt, including 1 sack...Tallied a career-high 6 solo tackles at Memphis...Named Quarterback Club co-Trench Player of the Week in the 43-28 win over Alabama...Named co-Defensive Player of the Week by the QB Club after the game vs. South Carolina where he tallied 4 tackles (2 solo), with 1.5 TFL, a sack and 2 QB pressures...Earned QB Club Defensive Player of the Week honors again at Auburn after his 5-tackle and 2-TFL performance...Prior to the 2003 season, Mitchell was selected by his teammates as 1 of 4 permanent team captains for the 2003 season, along with Charlie Anderson, Chris Collins, and Eli Manning...As a junior, played in all 13 games, starting 12 at NT...Tallied 77 tackles (34 solo), including 11 TFL and 3 sacks...Led team with 12 QB pressures...Credited 6 tackles (3 solo), including a half-sack for -4 yards...Named QB Club Defensive Player of the Week 3 times...Best regular season game was vs. Florida, when he recorded 7 tackles (4 solo), a sack, and had 1 QB pressure in the 17-14 upset of the No. 6 Gators...Set a career high with 9 tackles (4 solo) in the Independence Bowl...Appeared in all 11 games in 2001...Finished with 45 tackles (23 solo)...Tied for the team lead in tackles for loss with 7...Ranked 2nd on the team in sacks with 3 (-16 yards)...Made appearances in all 12 games in 2000, during redshirt freshman season...Had 22 tackles (8 solo), including 3 TFL (-17 yards), 2.5 sacks, 4 QB pressures and 1 FF during the regular season...Recorded his 1st-career sack with a half-sack vs. Kentucky...Was moved from DE to DT prior to spring drills...Redshirted his true freshman year of 1999...All-State selection at Moss Point (MI) HS, who was named to the Mississippi roster of the prestigious Mississippi-Alabama HS All-Star Game...Was Defensive MVP in District...*USA Today* honorable mention All-America...Had 93 tackles and 8 sacks his senior year...Also caused 6 fumbles...As a junior, had 101 tackles, 18 sacks, 2 FRs and 5 FFs...Helped lead Moss Point to a pair of state championships...Three-year starter who earned 3 letters in football...Made Ole Miss' academic Honor Roll in fall of 1999 and spring of 2000...Made 2000 SEC Academic Honor Roll...Majored in accounting...Born 12/27/80 in Pascagoula, MS...Full name: Jesse Mitchell III.



Don Muhlbach
No. 74
Long Snapper
6'5", 262
Texas A&M
Born: Aug. 17, 1981

Don Muhlbach signed with the Baltimore Ravens on 4/30/04 as a rookie free agent...Deep snapping specialist who has a crisp and consistent delivery...Was the Aggies' snapper in all games in 2003 as a senior...Was a reserve snapper as a junior (2002) and did not see any action...As a sophomore in

ROOKIE FREE AGENTS

2001, did not see any action as a snapper, but filled in at punter after an injury to the regular punter...Made a handful of snaps while seeing action in 2 games as a redshirt freshman in 2000...Redshirted his true freshman year in 1999...Was the Special Teams MVP as a senior at Lufkin (TX) HS...Earned academic All-District honors...Born 8/17/81 in Newark, OH...Full name: Don Lynn Muhlbach Jr.



Zach Norton
No. 4
Cornerback
5'11", 183
Cincinnati
Born: Nov. 19, 1981

Zach Norton signed with the Baltimore Ravens on 4/30/04 as a rookie free agent...Three-year starter, who saw action in 50 games in his Cincinnati career...Posted 155 tackles (102 solo), including 9.5 for loss, and 9 INTs in his 4 years...Recorded a career-high 54 tackles (35 solo), 4 INTs and 6 PD and earned 2nd-team Conference USA honors as a senior...Had 52 tackles, including 6 for loss, 2 sacks and 2 INTs and 17 PD as a junior...Had a career-high 10 tackles and 3 PD against UAB...Posted 41 tackles, 1 sack and 3 INTs as a sophomore in his 1st year as a starter...His 3 INTs led the team...Was a reserve DB and was named the team's top defensive newcomer as a freshman...Had 8 tackles (5 solo) and 5 special teams tackles...First-team All-State as a senior at Jefferson County (Tallahassee, FL) HS...Hauled in 41 passes for 758 yards and 3 TDs as he helped lead his team to the 3rd round of the playoffs...Also recorded 34 tackles and had 3 INTs on defense...Earned the MVP award on his basketball team as a junior...Born 11/19/81 in Fort Lauderdale, FL...Full name: Zach K'reem Norton.



Brett Pierce
No. 41
Tight End
6'5", 250
Stanford
Born: Jan. 7, 1981

Brett Pierce signed with the Baltimore Ravens on 4/30/04 as a rookie free agent...A strong blocker with good speed who caught 38 passes for 391 yards and 3 TDs in just over 3 seasons for Stanford...Suffered a year-ending knee injury in the season opener of his junior campaign...Returned to action from knee surgery as a senior, starting all 11 games...Caught 11 passes for 84 yards in 2003, with a long of 21...As a junior, caught 1 pass for 8 yards in the opener against Boston College before tearing his ACL in the first quarter...In 2001, recorded the most receptions (19) for a TE at Stanford since Greg Clark had 20 in 1996...Finished the year with 258 receiving yards and 3 TDs...Started all 12 games for Stanford...Had a career game against USC, catching 5 passes, including a TD...Also had TD catches against California and Arizona State...Winner of the Phil Moffat Award as the team's top Defensive Special Teams Player...In 2000, played in all 11 games, starting 3...Caught 7 passes for 41 yards and logged 6 special teams tackles...Attended Columbia River (Vancouver, WA) HS, where he was named an All-American by *SuperPrep* and *PrepStar*...Was a talented 2-way player who starred at TE and DE...Earned 9 varsity letters - 3 each in football, basketball and baseball...Was a double-major in civil engineering and management sciences and engineering at Stanford...Born 1/7/81 in Vancouver, WA...Full name: Brett Clayton Pierce.

ROOKIE FREE AGENTS



Brandon Rager
No. 63
Linebacker
6'3", 250
San Diego State
Born: Aug. 11, 1982

Brandon Rager signed with the Baltimore Ravens as a rookie free agent on 5/17/04...Played in all 12 games as a senior and finished the season with 34 tackles (21 solo)...Ranked 3rd on the team with 10 TFL...Also recorded 4.5 sacks (-40 yards), 1 INT, 2 PD and 1 FR...Played in every game as a junior, starting 1, and finished 3rd on the team with 3 sacks...Finished the season with 18 tackles and 4 TFL...Split his time at LB and on the DL as a sophomore at Sacramento CC...Finished the year with 62 tackles and 5 sacks...Saw action in all 11 games, including 3 starts as a freshman...Credited with 45 tackles and 2 sacks as a freshman...Majored in art at San Diego State...Played on a New Mexico state championship team at Goddard (Roswell, NM) HS...Was an All-State selection while playing DE and TE...Played in 3 state championship games while at Goddard...Born 8/11/82, in Anchorage, AK...Full name: Brandon Lee Rager.



Dave Revill
No. 35
Safety
5'11", 203
Utah
Born: Oct. 28, 1980

Dave Revill signed with the Baltimore Ravens on 4/30/04 as a rookie free agent...A 1-time walk-on who earned a scholarship and starting job at strong safety at Utah...A 2-year full-time starter, who posted 211 total tackles, including 20 for loss, and 3 INTs for the Utes...Was the 2nd-leading tackler with 91 (47 solo), logged 2 sacks and 1 INT and earned 2nd-team All-MWC honors as a senior...Earned 2nd-team All-Conference DB who started every game as a junior...Posted 89 tackles, including 9 for loss and 1 PD in 2002...Saw action in all 12 games, starting 4 at SS as a sophomore...Recorded 31 tackles (17 solo), including 7 for loss, 2 INTs and 2 PD as a sophomore...Saw action in 4 games on special teams as a freshman in 2000...Redshirted in 1999...First-team All-Region and 2nd-team All-State as a senior at Alta (Salt Lake City, UT) HS...Majored in economics at Utah...Born 10/28/80 in Sandy, UT...Full name: Dave Layne Revill.



2002 Rookie Free Agent WR Randy Hymes
<

2002 Rookie Free Agent S Will Demps
>



ROOKIE FREE AGENTS



B.J. Sams
No. 36
Return Specialist/Running Back/Wide Receiver
5'10", 185
McNeese State
Born: Oct. 29, 1980

B.J. Sams signed with the Ravens on 4/30/04 as a rookie free agent...An explosive return specialist, the 3-year starter averaged 11 yards per punt, with 3 TDs, and 24.6 yards per kickoff for the Cowboys...In 48 career games, Sams amassed 4,903 all-purpose yards with 19 TDs...Sams caught 38 passes for 299 yards as a senior (7.9 yd avg.)...Led Southland Conference and ranked 9th in the nation in all-purpose yards with 166.9 ypg...Named McNeese athlete of the year, and Southland Conference Player of the Year for his performance in the 2003 season...Earned national player of the week awards twice his junior season for games against Western Kentucky and Villanova...Set a school record with 316 all-purpose yards against Western Kentucky...Returned punts for TDs against Youngstown State (81) and Western Kentucky (59)...Led the team in all-purpose running (1,120), kickoff returns (25.2 yards/ret), and punt returns (11.5 yards/ret) as a sophomore...Had 474 receiving yards on 26 catches with 4 TDs, including 7 receptions for 135 yards and 2 TDs against West Virginia Tech...As a true freshman, caught 1 pass for 17 yards, and returned a kickoff for 27 yards...Sams was McNeese's team MVP in 2002 and 2003...Attended Mandeville (Mandeville, LA) HS, where he was named All-State and district MVP...Born 10/29/80...Full Name: Bradley Jamar Sams.



Lenny Vandermade
No. 76
Center
6'2", 291
USC
Born: Jan. 3, 1981

Lenny Vandermade signed with the Baltimore Ravens on 4/30/04 as a rookie free agent...A 4-year starter at USC, Vandermade was an experienced leader on the Trojans' co-national championship team in 2003...A versatile interior lineman, he returned from a torn biceps muscle to start at LG last year...Was slowed during the early part of 2003 spring practice while recovering from the injury, but still won USC's Co-Lifter of the Year award...Made the move from C to LG as a junior, playing in 9 games before suffering the biceps injury against Stanford...In 2001, started 8 games (all but Oregon, Washington, Arizona State and Notre Dame) and appeared in 11 contests...Was on the "Watch List" for the 2001 Dave Rimington Trophy, given to the nation's top C...As a redshirt freshman, started all 12 games in 2000 (5 at LG, 7 at C)...Was named to the 2000 Freshman All-American 1st-team by *The Sporting News* and *Football News*...Attended Mater Dei (Santa Ana, CA) HS, where he was a 3-year starter...Led Mater Dei to a 40-2 record during that time...He did not allow a sack in 1998 as a LT...On defense, he had 26 tackles with 2 sacks...Received dozens of honors, including *Super Prep* All-American and *USA Today* All-USA honorable mention...Was an international relations major at USC...His sports hero is NFL WR Jerry Rice...Born 1/3/81 in Santa Ana, CA...Full name: Lenny William Vandermade.

ROOKIE FREE AGENTS



Matt Zielinski
No. 70
Defensive Tackle
6'2", 302
Duke
Born: Dec. 2, 1980

Matt Zielinski signed with the Baltimore Ravens on 4/30/04 as a rookie free agent...Earned 1st-team All-ACC honors in 2003 after compiling 75 tackles, 18 TFL, and 7 sacks, which led the Blue Devils...Was a 3-time winner of Duke's Outstanding Defensive Lineman Award...Closed out his Duke career ranking 3rd in career TFL (41.5), and his 12 sacks tied him for 7th on the Blue Devils' career list...Was honored with Duke's Big Play Award and Big Brother of the Year accolades prior to the 2003 season...Was a member of the Duke DL unit that earned the program's Iron Devil Award as the top weightlifting position group...Started all 12 games in 2003 and finished 3rd on the Blue Devils with 58 solo tackles (75 tackles was 4th on team)...Added 4 PD, 12 QB hurries, a FR and 3 FF...Started all 12 games at DT in 2002...Was an honorable mention All-ACC pick...One of 7 Blue Devils named to the Academic All-ACC team...Was a key in Duke's 28th national ranking in rush defense...Was 10th on the team in tackles with 49...Finished 3rd in the ACC in TFL (18.5) and tied for 4th in FFs (3)...Also compiled 10 QB hurries, 3 sacks, 2 PD and 1 FR...Matched his career high with 8 tackles against Clemson and added 2.5 TFL, a half-sack, 3 QB hurries and 1 FR versus the Tigers...Earned Duke's Defensive Lineman of the Year honor...Played in all 11 games in 2001, starting the final 9 contests at NG...Finished tied for 9th on the squad with 46 tackles...Also had 5 TFLs, 2 sacks and 2 FFs...Picked up a career-high 8 stops against Wake Forest...Co-recipient of Duke's Outstanding Defensive Lineman Award...In 2002, saw action in the 1st 6 games of the season before suffering season-ending knee injury at Florida State...Credited with 19 tackles...Had season-high 5 tackles against Clemson...Did not see game action as a freshman in 1999...Lettered 3 years in football at Clarence (Amherst, NY) HS...Also lettered 4 years in wrestling and 3 in track...Named 1st-team All-State...Was team captain...Section 6, Class A Defensive Player of the Year...Participated in the New York/New Jersey Governor's Bowl All-Star game...Born 12/2/80 in Ann Arbor, MI...Majored in economics and minored in sociology...Full name: Matthew David Zielinski.



1997 Rookie Free Agent C Mike Flynn
 <



2002 Rookie Free Agent LB Bart Scott
 >

DID YOU KNOW?

The Ravens had 6 players on the roster in 2003 that made the team as rookie free agents. Of those, C Mike Flynn started all 16 games, S Will Demps recorded 59 tackles and had the longest INT return (56t yards) in Ravens postseason history. Plus FB Alan Ricard started 13 games, and DT Maahe Kemoeatu posted 24 tackles and 1 sack; TE John Jones finished the season with 11 special teams tackles. WR Randy Hymes was on IR following knee surgery due to a preseason injury.

2004 BALTIMORE RAVENS ALPHABETICAL ROSTER

No.	Name	Pos.	Ht.	Wt.	Birthdate	Exp.	College	Hometown
12	Abney, Derek	WR/RS	5-9	180	12/19/80	R	Kentucky	Scholfield, WI
42	Allmond, Marcell	CB	6-0	209	5/28/81	R	USC	Santa Fe Springs, CA
66	Anderson, Bennie	G	6-5	345	2/17/77	4	Tennessee State	St. Louis, MO
51	Barnes, Brandon	LB	6-2	235	6/12/81	R	Missouri	Columbia, MO
28	Baxter, Gary	CB	6-2	215	11/24/78	4	Baylor	Tyler, TX
7	Boller, Kyle	QB	6-3	220	6/17/81	2	California	Newhall, CA
58	Boulware, Peter	LB	6-4	255	12/18/74	8	Florida State	Columbia, SC
45	Brightful, Lamont	DB/RS	5-10	160	1/29/79	3	Eastern Washington	Everett, WA
77	Brooks, Ethan	T	6-6	330	4/27/72	7	Williams College	Simsbury, CT
90	Brown, Cornell	LB	6-0	240	3/15/75	7	Virginia Tech	Lynchburg, VA
78	Brown, Orlando	T	6-7	360	12/12/70	9	South Carolina State	Washington, DC
22	Carter, Dale	CB	6-1	194	11/28/69	12	Tennessee	Covington, GA
30	Chapman, Kory	RB	6-1	202	7/13/80	R	Jacksonville State	Batesville, MS
72	Cook, Damion	T	6-5	330	4/16/79	3	Bethune-Cookman	Fort Lauderdale, FL
67	Darby, Brendan	T	6-7	295	6/25/81	R	San Diego State	Larkspur, CA
11	Darling, Devard	WR	6-1	215	4/16/82	R	Washington State	Houston, TX
47	Demps, Will	S	6-0	205	11/7/79	3	San Diego State	Palmdale, CA
17	Devoe, Todd	WR	6-2	198	4/5/80	1	Central Missouri State	Fort Lauderdale, FL
94	Douglas, Marques	DE	6-2	290	3/5/77	5	Howard	Greensboro, NC
73	Dumas, Eric	T	6-5	316	4/30/81	R	Maryland	Atlanta, GA
93	Edwards, Dwan	DT	6-3	315	5/16/81	R	Oregon State	Columbus, MT
40	Eller, Nick	TE	6-3	262	3/27/81	R	Eastern Illinois	Charleston, IL
62	Flynn, Mike	C	6-3	305	6/15/74	7	Maine	Springfield, MA
91	Franklin, Aubrayo	DT	6-1	320	8/27/80	2	Tennessee	Johnson City, TN
37	Frazier, Lance	CB	5-10	183	5/23/81	R	West Virginia	Delray Beach, FL
26	Fuller, Corey	CB/S	5-10	220	5/1/71	10	Florida State	Rickards, FL
6	Gaither, Brian	QB	6-1	221	12/21/79	R	Western Carolina	Winston Salem, NC
50	Garrett, John	LB	5-11	243	7/4/81	R	Baylor	Mart, TX
68	Goodwin, Douglas	DT	6-1	289	2/28/82	R	Boston College	Freeport, NY
18	Greathouse, Clinton	P	5-10	221	5/28/80	R	Texas Tech	Coppell, TX
54	Green, Roderick	LB	6-2	250	4/26/82	R	Central Missouri State	Brenham, TX
97	Gregg, Kelly	DT	6-0	310	11/1/76	5	Oklahoma	Edmond, OK
5	Harris, Josh	QB	6-1	238	9/9/82	R	Bowling Green	Westerville, OH
56	Hartwell, Edgerton	LB	6-1	250	5/27/78	4	Western Illinois	Las Vegas, NV
86	Heap, Todd	TE	6-5	252	3/16/80	4	Arizona State	Mesa, AZ
48	Hunter, Javin	WR/CB	5-11	190	5/9/80	3	Notre Dame	Detroit, MI
80	Hymes, Randy	WR	6-3	211	8/7/79	3	Grambling	Hitchcock, TX
95	Johnson, Jarret	DE	6-3	285	8/14/81	2	Alabama	Chiefland, FL
85	Johnson, Kevin	WR	5-11	195	7/15/76	6	Syracuse	Hamilton Twnshp, NJ
83	Johnson, Ron	WR	6-2	225	5/23/80	3	Minnesota	Detroit, MI
82	Jones, Terry	TE	6-3	260	12/3/79	3	Alabama	Tuscaloosa, AL
87	Kelly, Kareem	WR	6-0	186	4/1/81	1	USC	Long Beach, CA
92	Kemoeatu, Maake	DT	6-5	340	1/10/79	3	Utah	Kahuku, HI
31	Lewis, Jamal	RB	5-11	245	8/29/79	5	Tennessee	Atlanta, GA

2004 BALTIMORE RAVENS ALPHABETICAL ROSTER

No.	Name	Pos.	Ht.	Wt.	Birthdate	Exp.	College	Hometown
52	Lewis, Ray	LB	6-1	245	5/15/75	9	Miami	Lakeland, FL
59	Maese, Joe	LS	6-0	245	12/2/78	4	New Mexico	Phoenix, AZ
24	Massey, Sam	CB	6-2	205	3/17/81	R	Morgan State	Camden, GA
21	McAlister, Chris	CB	6-1	206	6/14/77	6	Arizona	Pasadena, CA
71	Mitchell, Jesse	DT	6-0	273	12/27/80	R	Ole Miss	Oxford, MS
81	Moore, Cecil	WR	6-1	210	12/30/80	1	East Tennessee State	Morristown, TN
16	Moore, Clarence	WR	6-6	211	9/24/82	R	Northern Arizona	Buena Park, CA
33	Morrow, Harold	FB	5-11	232	2/24/73	10	Auburn	Maplesville, AL
34	Mughelli, Ovie	FB	6-1	255	6/10/80	2	Wake Forest	Charleston, SC
74	Muhlbach, Don	LS	6-5	262	8/17/81	R	Texas A&M	Lufkin, TX
64	Mulitalo, Edwin	G	6-3	345	9/1/74	6	Arizona	Daly City, CA
4	Norton, Zach	CB	5-11	183	11/19/81	R	Cincinnati	Lloyd, FL
75	Ogden, Jonathan	T	6-9	345	7/31/74	9	UCLA	Washington, DC
79	Pashos, Tony	T	6-6	337	8/3/80	2	Illinois	Lockport, IL
41	Pierce, Brett	TE	6-5	250	1/7/81	R	Stanford	Vancouver, WA
61	Rabach, Casey	G/C	6-4	301	9/24/77	4	Wisconsin	Sturgeon Bay, WI
63	Rager, Brandon	LB	6-3	250	8/11/82	R	San Diego State	Reno, NV
20	Reed, Ed	S	5-11	200	9/11/78	3	Miami	St. Rose, LA
35	Revill, Dave	S	5-11	203	10/28/80	R	Utah	Salt Lake City, UT
39	Ricard, Alan	FB	5-11	237	1/17/77	4	Northeast Louisiana	Amite, LA
9	Richey, Wade	K	6-3	205	5/19/76	7	Louisiana State	Lafayette, LA
69	Rimpf, Brian	G	6-5	319	2/11/81	R	East Carolina	Raleigh, NC
36	Sams, B.J.	RB	5-10	185	10/29/80	R	McNeese State	Mandeville, LA
27	Sapp, Jerome	S	6-1	216	2/8/81	2	Notre Dame	Houston, TX
57	Scott, Bart	LB	6-2	235	8/18/80	3	Southern Illinois	Detroit, MI
53	Slaughter, T.J.	LB	6-0	233	2/20/77	5	Southern Mississippi	Birmingham, AL
32	Smith, Musa	RB	6-0	232	5/31/82	2	Georgia	West Perry, PA
88	Smith, Trent	TE	6-5	245	9/15/79	2	Oklahoma	Clinton, OK
43	Solwold, Mike	LS	6-6	244	9/30/77	4	Wisconsin	Hartland, WI
10	Stewart, Kordell	QB	6-1	218	10/16/72	10	Colorado	Marrero, LA
3	Stover, Matt	K	5-11	178	1/27/68	15	Louisiana Tech	Dallas, TX
55	Suggs, Terrell	LB	6-3	260	10/11/82	2	Arizona State	Chandler, AZ
29	Taylor, Chester	RB	5-11	213	9/22/79	3	Toledo	River Rouge, MI
89	Taylor, Travis	WR	6-1	210	3/30/78	5	Florida	Jacksonville, FL
96	Thomas, Adalius	LB	6-2	270	8/18/77	5	Southern Mississippi	Equality, AL
76	Vandermade, Lenny	C	6-2	291	1/3/81	R	USC	Santa Ana, CA
38	Walls, Raymond	CB	5-10	188	7/24/79	4	Southern Mississippi	Kentwood, LA
98	Weaver, Anthony	DE	6-3	290	7/28/80	3	Notre Dame	Saratoga Springs, NY
44	Wilcox, Daniel	TE	6-1	245	3/23/77	2	Appalachian State	Atlanta, GA
49	Williams, Chad	S	5-9	207	1/22/79	3	Southern Mississippi	Birmingham, AL
2	Wright, Anthony	QB	6-1	215	2/14/76	6	South Carolina	Vanceboro, NC
15	Zastudil, Dave	P	6-3	215	10/26/78	3	Ohio University	Bay Village, OH
70	Zielinski, Matt	DT	6-2	302	12/2/80	R	Duke	Amherst, NY

2004 BALTIMORE RAVENS NUMERICAL ROSTER

No.	Name	Pos.	Ht.	Wt.	Age	Exp.	College	How Acquired	GP/GS
2	Wright, Anthony	QB	6-1	215	28	6	South Carolina	FA '02	7/7
3	Stover, Matt	K	5-11	178	36	15	Louisiana Tech	PB (NYG) '91	16/0
4	Norton, Zach	CB	5-11	183	22	R	Cincinnati	FA '04	n/a
5	Harris, Josh	QB	6-1	238	21	R	Bowling Green	D6 '04	n/a
6	Gaither, Brian	QB	6-1	221	24	R	W. Carolina	FA '04	n/a
7	Boller, Kyle	QB	6-3	220	23	2	California	D1b '03	11/9
9	Richey, Wade	K	6-3	205	28	7	Louisiana State	FA '03	15/0
10	Stewart, Kordell	QB	6-1	218	31	10	Colorado	FA '04	9/7
11	Darling, Devard	WR	6-1	215	22	R	Washington State	D3 '04	n/a
12	Abney, Derek	WR/RS	5-9	180	23	R	Kentucky	D7a '04	n/a
15	Zastudil, Dave	P	6-3	215	25	3	Ohio University	D4a '02	16/0
16	Moore, Clarence	WR	6-6	211	21	R	Northern Arizona	D6 '04	n/a
17	Devoe, Todd	WR	6-2	198	24	1	Central Missouri State	FA '03	0/0
18	Greathouse, Clinton	P	5-10	221	24	R	Texas Tech	FA '04	n/a
20	Reed, Ed	S	5-11	200	25	3	Miami	D1 '02	16/16
21	McAlister, Chris	CB	6-1	206	27	6	Arizona	D1 '99	15/15
22	Carter, Dale	CB	6-1	194	34	12	Tennessee	FA '04	8/8
24	Massey, Sam	CB	6-2	205	23	R	Morgan State	FA '04	n/a
26	Fuller, Corey	CB/S	5-10	220	33	10	Florida State	UFA (CLE) '03	14/10
27	Sapp, Gerome	S	6-1	216	23	2	Notre Dame	D6 '03	14/0
28	Baxter, Gary	CB	6-2	215	25	4	Baylor	D2 '01	16/16
29	Taylor, Chester	RB	5-11	213	24	3	Toledo	D6c '02	16/1
30	Chapman, Kory	RB	6-1	202	24	R	Jacksonville State	FA '04	n/a
31	Lewis, Jamal	RB	5-11	245	25	5	Tennessee	D1a '00	16/16
32	Smith, Musa	RB	6-0	232	22	2	Georgia	D3 '03	11/0
33	Morrow, Harold	FB	5-11	232	31	9	Auburn	FA '03	14/0
34	Mughelli, Ovie	FB	6-1	255	24	2	Wake Forest	D4b '03	6/0
35	Revill, Dave	S	5-11	203	23	R	Utah	FA '04	n/a
36	Sams, B.J.	RB	5-10	185	23	R	McNeese State	FA '04	n/a
37	Frazier, Lance	CB	5-10	183	23	R	West Virginia	FA '04	n/a
38	Walls, Raymond	CB	5-10	188	25	4	Southern Mississippi	FA '03	10/0
39	Ricard, Alan	FB	5-11	237	27	4	Northeast Louisiana	FA '00	16/3
40	Eller, Nick	TE	6-3	262	23	R	Eastern Illinois	FA '04	n/a
41	Pierce, Brett	TE	6-5	250	23	R	Stanford	FA '04	n/a
42	Allmond, Marcell	CB	6-0	209	23	R	USC	FA '04	n/a
43	Solwold, Mike	LS	6-6	244	26	4	Wisconsin	FA '03	0/0
44	Wilcox, Daniel	TE	6-1	245	27	2	Appalachian State	FA '04	2/0
45	Brightful, Lamont	DB/RS	5-10	160	25	3	Eastern Washington	D6a '02	16/0
47	Demps, Will	S	6-0	205	24	3	San Diego State	FA '02	16/8
48	Hunter, Javin	WR/CB	5-11	190	24	3	Notre Dame	D6b '02	0/0
49	Williams, Chad	S	5-9	207	25	3	Southern Mississippi	D6d '02	16/1
50	Garrett, John	LB	5-11	243	23	R	Baylor	FA '04	n/a
51	Barnes, Brandon	LB	6-2	235	23	R	Missouri	FA '04	n/a

2004 BALTIMORE RAVENS NUMERICAL ROSTER

No.	Name	Pos.	Ht.	Wt.	Age	Exp.	College	How Acquired	GP/GS
52	Lewis, Ray	LB	6-1	245	29	9	Miami	D1b '96	16/16
53	Slaughter, T.J.	LB	6-0	233	27	5	Southern Mississippi	FA '03	7/0
54	Green, Roderick	LB	6-2	250	22	R	Central Missouri State	D5 '04	n/a
55	Suggs, Terrell	LB	6-3	260	21	2	Arizona State	D1a '03	16/1
56	Hartwell, Edgerton	LB	6-1	250	26	4	Western Illinois	D4 '01	16/15
57	Scott, Bart	LB	6-2	235	24	3	Southern Illinois	FA '02	16/0
58	Boulware, Peter	LB	6-4	255	29	8	Florida State	D1 '97	15/15
59	Maese, Joe	LS	6-0	245	25	4	New Mexico	D6 '01	16/0
61	Rabach, Casey	G/C	6-4	301	26	4	Wisconsin	D3 '01	14/2
62	Flynn, Mike	C	6-3	305	30	7	Maine	FA '97	16/16
63	Rager, Brandon	LB	6-3	250	22	R	San Diego State	FA '04	n/a
64	Mulitalo, Edwin	G	6-3	345	29	6	Arizona	D4b '99	15/15
66	Anderson, Bennie	G	6-5	345	27	4	Tennessee State	FA '01	15/15
67	Darby, Brendan	T	6-7	295	23	R	San Diego State	FA '04	n/a
68	Goodwin, Douglas	DT	6-1	289	22	R	Boston College	FA '04	n/a
69	Rimpf, Brian	G	6-5	319	23	R	East Carolina	D7b '04	n/a
70	Zielinski, Matt	DT	6-2	302	23	R	Duke	FA '04	n/a
71	Mitchell, Jesse	DT	6-0	273	23	R	Ole Miss	FA '04	n/a
72	Cook, Damion	T	6-5	330	25	3	Bethune-Cookman	FA '02	1/0
73	Dumas, Eric	T	6-5	316	23	R	Maryland	FA '04	n/a
74	Muhlbach, Don	LS	6-5	262	23	R	Texas A&M	FA '04	n/a
75	Ogden, Jonathan	T	6-9	345	30	9	UCLA	D1a '96	16/16
76	Vandermade, Lenny	C	6-2	291	23	R	USC	FA '04	n/a
77	Brooks, Ethan	T	6-6	330	32	7	Williams College	FA '02	15/3
78	Brown, Orlando	T	6-7	360	33	9	South Carolina State	FA '03	16/13
79	Pashos, Tony	T	6-6	337	24	2	Illinois	D5b '03	0/0
80	Hymes, Randy	WR	6-3	211	25	3	Grambling	FA '02	0/0
81	Moore, Cecil	WR	6-1	215	23	1	East Tennessee State	FA '04	0/0
82	Jones, Terry	TE	6-3	260	24	3	Alabama	D5 '02	16/13
83	Johnson, Ron	WR	6-2	225	24	3	Minnesota	D4b '02	6/0
85	Johnson, Kevin	WR	5-11	195	28	6	Syracuse	TR (JAX) '04	15/9
86	Heap, Todd	TE	6-5	252	24	4	Arizona State	D1 '01	16/16
87	Kelly, Kareem	WR	6-0	186	23	1	USC	FA '03	0/0
88	Smith, Trent	TE	6-5	245	24	2	Oklahoma	D7a '03	0/0
89	Taylor, Travis	WR	6-1	210	26	5	Florida	D1b '00	16/16
90	Brown, Cornell	LB	6-0	240	29	7	Virginia Tech	FA '02	16/3
91	Franklin, Aubrayo	DT	6-1	320	24	2	Tennessee	D5a '03	1/0
92	Kemoeatu, Maake	DT	6-5	340	25	3	Utah	FA '02	15/0
93	Edwards, Dwan	DT	6-3	315	23	R	Oregon State	D2 '04	n/a
94	Douglas, Marques	DE	6-2	290	27	5	Howard	FA '01	16/16
95	Johnson, Jarret	DE	6-3	285	23	2	Alabama	D4a '03	15/1
96	Thomas, Adalius	LB	6-2	270	27	5	Southern Mississippi	D6a '00	13/11
97	Gregg, Kelly	DT	6-0	310	27	5	Oklahoma	FA '00	16/15
98	Weaver, Anthony	DE	6-3	290	24	3	Notre Dame	D2 '02	15/15

**JONATHAN
OGDEN**



SEVEN

2003 REVIEW



NOTES

2003 STATISTICS

RESULTS AND ATTENDANCE

WON 10, LOST 6		AFC NORTH CHAMPIONS	
9/07	L 15-34	at Pittsburgh	63,157
9/14	W 33-13	Cleveland	69,473
9/21	W 24-10	at San Diego	52,028
9/28	L 10-17	Kansas City	69,459
10/12	W 26-18	at Arizona	24,193
10/19	L 26-34	at Cincinnati	53,553
10/26	W 26-6	Denver	69,721
11/02	W 24-17	Jacksonville	69,486
11/09	L 22-33	at St. Louis	66,085
11/16	L 6-9 OT	at Miami	73,333
11/23	W 44-41 OT	Seattle	69,477
11/30	W 44-6	San Francisco	69,549
12/07	W 31-13	Cincinnati	69,468
12/14	L 12-20	at Oakland	45,398
12/21	W 35-0	at Cleveland	72,548
12/28	W 13-10 OT	Pittsburgh	70,001

SCORE BY PERIODS	1	2	3	4	OT	PTS
TEAM	61	90	84	150	6	391
Opponents	63	73	77	65	3	281

TEAM STATISTICS

	RAVENS	OPPONENT
TOTAL FIRST DOWNS	259	248
Rushing	115	78
Passing	121	144
Penalty	23	26
3rd Down: Made/Att	72/226	69/235
Down Pct.	31.9	29.4
4th Down: Made/Att	7/11	5/17
Down Pct.	63.6	29.4
POSSESSION AVG.	30:14	29:46
TOTAL NET YARDS	4929	4341
Per Game	308.1	271.3
Total Plays	1009	1026
Avg. Per Play	4.9	4.2
NET YARDS RUSHING	2674	1536
Avg. Per Game	167.1	96.0
Total Rushes	552	448
NET YARDS PASSING	2255	2805
Avg. Per Game	140.9	175.3
Sacked/Yards Lost	42/262	47/353
Gross Yards	2517	3158
Att./Completions	415/217	531/296
Completion Pct.	52.3	55.7
Had Intercepted	19	24
PUNTS/AVERAGE	91/40.8	105/40.1
NET PUNTING AVG.	91/34.9	105/34.7
PENALTIES/YARDS	126/970	106/935
FUMBLES/BALL LOST	37/19	29/17
TOUCHDOWNS	41	28
Rushing	18	6
Passing	16	19
Returns	7	3

RUSHING

	NO	YDS	AVG	LG	TD
J. Lewis	387	2066	5.3	82t	14
C. Taylor	63	276	4.4	32	2
Ricard	19	79	4.2	30	0
Wright	28	73	2.6	17	0
Boller	30	62	2.1	15	0
T. Taylor	11	62	5.6	16	0
M. Smith	9	31	3.4	11t	2
Heap	3	21	7.0	9	0
Redman	2	4	2.0	4	0
TEAM	552	2674	4.8	82t	18
Opponents	448	1536	3.4	36	6

SCORING

	TD	RU	PA	RT	K/PAT	FG	S	PTS
Stover	0	0	0	0	35/35	33/38	0	134
J. Lewis	14	14	0	0			0	84
Robinson	6	0	6	0			0	36
Heap	3	0	3	0			0	26
T. Jones	3	0	3	0			0	18
Reed	3	0	0	3			0	18
T. Taylor	3	0	3	0			0	18
M. Smith	2	2	0	0			0	12
C. Taylor	2	2	0	0			0	12
R. Lewis	1	0	0	1			0	6
McAlister	1	0	0	1			0	6
Ogden	1	0	1	0			0	6
Ricard	1	0	0	1			0	6
Williams	1	0	0	1			0	6
Richey	0	0	0	0	0/0	1/2	0	3
TEAM	41	18	16	7	35/35	34/40	0	391
Opponents	28	6	19	3	27/27	28/31	0	281

RECEIVING

	NO	YDS	AVG	LG	TD
Heap	57	693	12.2	33t	3
T. Taylor	39	632	16.2	73t	3
Robinson	31	451	14.5	50t	6
J. Lewis	26	205	7.9	26	0
C. Taylor	20	132	6.6	23	0
T. Jones	19	159	8.4	25	3
Sanders	14	170	12.1	44	0
Ricard	9	62	6.9	15	0
R. Johnson	1	12	12.0	12	0
Ogden	1	1	1.0	1t	1
Boller	0	0	---	0	0
Ward	0	0	---	0	0
TEAM	217	2517	11.6	73t	16
Opponents	296	3158	10.7	82t	19

INTERCEPTIONS

	NO	YDS	AVG	LG	TD
Reed	7	132	18.9	54t	1
R. Lewis	6	99	16.5	37	1
McAlister	3	93	31.0	83t	1
Baxter	3	41	13.7	34	0
Demps	2	57	28.5	54	0
Williams	1	52	52.0	52t	1
Hartwell	1	26	26.0	26	0
Suggs	1	11	11.0	11	0
TEAM	24	511	21.3	83t	4
Opponents	19	269	14.2	45	0

PUNTING

	NO	YDS	AVG	Net	TB	In	LG	Blk
Zastudil	89	3649	41.0	35.2	8	21	67	0
Boller	1	29	29.0	29.0	0	0	29	0
Stover	1	34	34.0	14.0	1	0	34	0
TEAM	91	3712	40.8	34.9	9	21	67	0
Opponents	105	4211	40.1	34.7	8	28	68	2

PUNT RETURNS

	Ret	FC	YDS	AVG	LG	TD
Brightful	45	20	351	7.8	44	0
Reed	5	3	33	6.6	19	0
Ward	3	0	26	8.7	16	0
TEAM	53	23	410	7.7	44	0
Opponents	42	18	354	8.4	44	0

KICKOFF RETURNS

	NO	YDS	AVG	LG	TD
Brightful	29	716	24.7	75	0
C. Taylor	23	448	19.5	29	0
M. Smith	2	17	8.5	15	0
A. Thomas	1	21	21.0	21	0
Walls	1	0	0.0	0	0
Ward	1	20	20.0	20	0
TEAM	57	1222	21.4	75	0
Opponents	70	1495	21.4	97t	1

2003 STATISTICS

FIELD GOALS	1-19	20-29	30-39	40-49	50+
Stover	0/0	16/16	6/6	11/14	0/2
Richey	0/0	0/0	0/0	0/0	1/2
TEAM	0/0	16/16	6/6	11/14	1/4
Opponents	0/0	9/9	5/6	13/14	1/2

SACKS: Suggs 12.0, Boulware 8.5, Weaver 5.0, Douglas 4.5, A. Thomas 4.0, Gregg 3.0, Hartwell 3.0, R. Lewis 1.5, Baxter 1.0, C. Brown 1.0, Kemoeatu 1.0, Reed 1.0, Slaughter LG 1.0, Williams 1.0, Knight 0.5
TEAM 47.0, Opponents 42.0

PASSING	ATT	COMP	YARDS	COMP%	YDS/ATT	TD	TD%	INT	INT%	LG	SACK	LOST	RATING
Boller	224	116	1260	51.8	5.63	7	3.1	9	4.0	73t	17/92		62.4
Wright	178	94	1199	52.8	6.74	9	5.1	8	4.5	64	19/125		72.3
Redman	13	7	58	53.8	4.46	0	0.0	2	15.4	16	6/45		26.0
TEAM	415	217	2517	52.3	6.07	16	3.9	19	4.6	73t	42/262		64.7
Opponents	531	296	3158	55.7	5.95	19	3.6	24	4.5	82t	47/353		66.4

Stover:(0)(45N,20G,40G,21G)(49G)(29G)(31G,22G,29G,37G)(25G)(45N,25G,39G,22G,29G)(23G,32G,23G)(41G,25G,41G)(39G,45G)(21G,40G,42G)(28G,47G,41G)(22G)(32G,28G,50N)(46N)(46G,52N,47G)

Richey:(356G)0000000000000000(51N)

Opponents:(29G,31G)(44G,35G)(24G,50N)(46G)(46G)(44G,37G)(28G,22G)(24G)(49G,46G,48G,27G)(23G,52G,48N,43G)(45G,46G)(48G,40G)(25G,38G)(37G,23G)(37N)(42G)

2-Pt. Conversions: Heap 4, TEAM 4-6, Opponents 1-1

2003 USUAL STARTING LINEUPS - Head Coach: Brian Billick

OFFENSE

WR 89	Travis Taylor
TE 82	Terry Jones
LT 75	Jonathan Ogden
LG 64	Edwin Mulitalo
C 62	Mike Flynn
RG 66	Bennie Anderson
RT 78	Orlando Brown
TE 86	Todd Heap
QB 8	Kyle Boller/2 Anthony Wright
RB 31	Jamal Lewis
FB 39	Alan Ricard

DEFENSE

DE 98	Anthony Weaver
NT 97	Kelly Gregg
DE 94	Marques Douglas
LOLB 96	Adalius Thomas*/90 Cornell Brown
LILB 56	Edgerton Hartwell
RILB 52	Ray Lewis
ROLB 58	Peter Boulware
LCB 21	Chris McAlister
RCB 26	Corey Fuller/28 Gary Baxter
SS 20	Ed Reed
FS 28	Gary Baxter/47 Will Demps

*IR

2003 RAVENS HONOR ROLL

Pro Bowl: LB Peter Boulware (2nd-team), TE Todd Heap (2nd-team), RB Jamal Lewis (starter), LB Ray Lewis (starter), CB Chris McAlister (starter), T Jonathan Ogden (starter), S Ed Reed (starter), LB Adalius Thomas (ST)

AP Offensive Player of the Year: RB Jamal Lewis

AP Defensive Player of the Year: LB Ray Lewis

AP Defensive Rookie of the Year: LB Terrell Suggs

All-Pro: LB Peter Boulware (*Football Digest*-2nd team), TE Todd Heap (AP-2nd team, *Football Digest*-2nd team), RB Jamal Lewis (AP-1st team, *Football Digest*-1st team, *Pro Football Weekly*, *The Sporting News*), LB Ray Lewis (AP-1st team, *Football Digest*-1st team, *Pro Football Weekly*, *Sports Illustrated*, *The Sporting News*), CB Chris McAlister (AP-1st team, *Football Digest*-1st team, *Pro Football Weekly*, T Jonathan Ogden (AP-1st team, *Pro Football Weekly*, *Football Digest*-1st team, *Sports Illustrated*, *The Sporting News*), S Ed Reed (AP-2nd team, *Football Digest*-2nd team, *Sports Illustrated*, *The Sporting News*)

Pro Football Weekly Most Valuable Player: RB Jamal Lewis

Pro Football Weekly Defensive Most Valuable Player: LB Ray Lewis

Pro Football Weekly Defensive Rookie of the Year: LB Terrell Suggs

Pro Football Weekly All-Rookie Team: LB Terrell Suggs

Pro Football Weekly All-AFC: RB Jamal Lewis, T Jonathan Ogden, LB Ray Lewis, S Ed Reed, LB Adalius Thomas (ST)

Football Digest Defensive Player of the Year: LB Ray Lewis

Football Digest Assistant Coach of the Year: Defensive Coordinator Mike Nolan

All Community Team Awards: LB Edgerton Hartwell, RB Jamal Lewis, LB Ray Lewis, CB Chris McAlister, G Edwin Mulitalo, T Jonathan Ogden, K Matt Stover

Ravens Nest Lineman of the Year: DE Anthony Weaver

Ravens Roost Extra Effort Award: NT Kelly Gregg

Ravens Roost Unsung Hero: LB Edgerton Hartwell

Ed Block Courage Award: DE Marques Douglas

2003 DEFENSIVE STATISTICS

From Coaches Video

PLAYER	TT	SOLO	AS	SACKS	YDS LOST	INT	PD	FC	FR
Lewis, Ray	225	160	65	1.5	11	6	13	2	2
Hartwell, Ed	140	89	51	3	20.5	1	5	2	0
Baxter, Gary	106	88	18	1	5	3	16	0	0
Gregg, Kelly	104	78	26	3	15	0	0	0	1
Reed, Ed	92	77	15	1	12	7	19	1	0
Douglas, Marques	89	62	27	4.5	32.5	0	3	1	0
Boulware, Peter	79	56	23	8.5	71	0	2	3	1
Weaver, Anthony	63	43	20	5	38	0	7	2	2
Demps, Will	59	41	18	0	0	2	11	1	0
McAlister, Chris	52	43	9	0	0	3	16	0	0
Fuller, Corey	41	37	4	0	0	0	8	0	0
Thomas, Adalius	34	26	8	4	21	0	8	1	0
Williams, Chad	34	27	7	1	7	1	8	1	0
Brown, Cornell	33	19	14	1	5	0	3	0	0
Suggs, Terrell	33	26	7	12	97	1	3	6	4
Kemecatu, Maake	24	14	10	1	7	0	1	0	0
Knight, Tom	18	17	1	0.5	5	0	1	0	1
Johnson, Jarret	18	9	9	0	0	0	1	0	0
Parker, Riddick	12	8	4	0	0	0	0	0	0
Scott, Bart	9	7	2	0	0	0	0	0	1
Walls, Ray	5	5	0	0	0	0	2	0	0
Brightful, Lamont	2	2	0	0	0	0	0	0	0
Franklin, Aubrayo	1	1	0	0	0	0	0	0	0
Totals	1273	935	338	47.0	347	24	127	20	12

TOP THREE

SOLO	SACKS	FF	FR	PD
160 Ray Lewis	12.0 Terrell Suggs	6 Terrell Suggs	4 Terrell Suggs	19 Ed Reed
89 Ed Hartwell	8.5 Peter Boulware	3 Peter Boulware	2 Ray Lewis	16 Gary Baxter
88 Gary Baxter	4.5 Marques Douglas	2 3 tied	2 Anthony Weaver	16 Chris McAlister

2003 SPECIAL TEAMS STATISTICS

PLAYERS	TT	SOLO	AS	FF	FR	BK
Thomas, Adalius	23	17	6	1	0	1
Scott, Bart	19	12	7	0	0	0
Sapp, Jerome	16	9	7	0	1	0
Walls, Ray	12	9	3	0	0	0
Jones, John	11	8	3	0	0	0
Smith, Musa	10	8	2	0	0	0
Demps, Will	9	8	1	0	0	0
Morrow, Harold	9	5	4	0	0	0
Taylor, Chester	8	8	0	0	1	0
Brown, Cornell	8	5	3	0	0	0
Williams, Chad	6	4	2	0	2	0
Brightful, Lamont	5	3	2	0	1	0
Maese, Joe	5	3	2	0	1	0
Mughelli, Ovie	5	5	0	0	0	0
Jones, Terry	3	3	0	1	0	0
Johnson, Ron	2	1	1	0	0	0
Slaughter, TJ	2	1	0	0	0	0
Fuller, Corey	1	1	0	0	0	0
Ricard, Alan	1	1	0	0	0	0
Zastudil, Dave	1	0	0	0	0	0
Ogden, Jonathan	0	0	0	0	1	0
Reed, Ed	0	0	0	0	0	2
Totals	156	111	43	2	7	3

2003 POSTSEASON STATISTICS

RESULTS AND ATTENDANCE

WON 0, LOST 1

1/03 L 17-20 Tennessee 69,452

SCORE BY PERIODS

	1	2	3	4	OT	PTS
TEAM	7	3	0	7	0	17
Opponents	7	0	7	6	0	20

TEAM STATISTICS

	RAVENS	OPPONENT
TOTAL FIRST DOWNS	12	16
Rushing	1	10
Passing	11	6
Penalty	0	0
3rd Down: Made/Att	3/12	6/15
3rd Down Pct.	25.0	40.0
4th Down: Made/Att	0/0	0/0
4th Down Pct.	0.0	0.0
POSSESSION AVG.	24:52	35:08
TOTAL NET YARDS	255	324
Avg. Per Game	255.0	324.0
Total Plays	55	63
Avg. Per Play	4.6	5.1
NET YARDS RUSHING	54	165
Avg. Per Game	54.0	165.0
Total Rushes	16	40
NET YARDS PASSING	201	159
Avg. Per Game	201.0	159.0
Sacked/Yards Lost	2/13	0/0
Gross Yards	214	159
Att./Completions	37/20	23/14
Completion Pct.	54.1	60.9
Had Intercepted	2	3
PUNTS/AVERAGE	8/48.8	6/44.7
NET PUNTING AVG.	8/40.0	6/44.3
PENALTIES/YARDS	8/70	6/55
FUMBLES/BALL LOST	1/0	0/0
TOUCHDOWNS	2	2
Rushing	0	1
Passing	1	1
Returns	1	0

RUSHING

	NO	YDS	AVG	LG	TD
J. Lewis	14	35	2.5	8	0
Wright	2	19	9.5	11	0
TEAM	16	54	3.4	11	0
Opponents	40	165	4.1	16	1

PASSING

	ATT	COMP	YARDS	COMP%	YDS/ATT	TD	TD%	INT	INT%	LG	SACK/LOST	RATING
Wright	37	20	214	54.1	5.78	1	2.7	2	5.4	35t	2/13	57.7
TEAM	37	20	214	54.1	5.78	1	2.7	2	5.4	35t	2/13	57.7
Opponents	23	14	159	60.9	6.91	1	4.3	3	13.0	49t	0/0	56.5

SCORING

	TD	RU	PA	RT	K/PAT	FG	S	PTS
Demps	1	0	0	1			0	6
Heap	1	0	1	0			0	6
Stover	0	0	0	0	2/2	1/1	0	5
TEAM	2	0	1	1	2/2	1/1	0	17
Opponents	2	1	1	0	2/2	2/2	0	20

2-Pt. Conversions: TEAM 0-0, Opponents 0-0

SACKS: TEAM 0.0, Opponents 2.0

RECEIVING

	NO	YDS	AVG	LG	TD
T. Taylor	7	82	11.7	30	0
Heap	6	80	13.3	35t	1
C. Taylor	2	19	9.5	16	0
T. Jones	2	16	8.0	9	0
J. Lewis	2	4	2.0	6	0
Robinson	1	13	13.0	13	0
TEAM	20	214	10.7	35t	1
Opponents	14	159	11.4	49t	1

INTERCEPTIONS

	NO	YDS	AVG	LG	TD
Demps	1	56	56.0	56t	1
Reed	1	23	23.0	23	0
McAlister	1	0	0.0	0	0
TEAM	3	79	26.3	56t	1
Opponents	2	1	0.5	1	0

PUNTING

	NO	YDS	AVG	Net	TB	In	LG	Blk
Zastudil	8	390	48.8	40.0	0	0	56	0
TEAM	8	390	48.8	40.0	0	0	56	0
Opponents	6	268	44.7	44.3	0	4	63	0

PUNT RETURNS

	Ret	FC	YDS	AVG	LG	TD
Brightful	2	2	2	1.0	2	0
TEAM	2	2	2	1.0	2	0
Opponents	6	1	70	11.7	17	0

KICKOFF RETURNS

	NO	YDS	AVG	LG	TD
Brightful	2	34	17.0	26	0
C. Taylor	2	45	22.5	26	0
TEAM	4	79	19.8	26	0
Opponents	4	61	15.3	24	0

FIELD GOALS

	1-19	20-29	30-39	40-49	50+
Stover	0/0	0/0	0/0	1/1	0/0
TEAM	0/0	0/0	0/0	1/1	0/0
Opponents	0/0	0/0	0/0	2/2	0/0
Stover: (43G)					
TEAM: (43G)					
Opponents: (45G,46G)					

2003 POSTSEASON DEFENSIVE STATISTICS

From Coaches Video

PLAYER	TT	SOLO	AS	SACKS	YDS LOST	INT	PD	FF	FR
Lewis, Ray	18	12	6	0	0	0	0	0	0
Douglas, Marques	10	7	3	0	0	0	0	0	0
Hartwell, Ed	10	7	3	0	0	0	0	0	0
Demps, Will	8	7	1	0	0	1	1	0	0
Gregg, Kelly	6	2	4	0	0	0	0	0	0
Weaver, Anthony	6	5	1	0	0	0	0	0	0
Baxter, Gary	5	5	0	0	0	0	0	0	0
McAlister, Chris	3	3	0	0	0	1	2	0	0
Parker, Riddick	3	3	0	0	0	0	0	0	0
Reed, Ed	3	3	0	0	0	1	2	0	0
Brown, Cornell	2	2	0	0	0	0	0	0	0
Kemoeatu, Maake	2	2	0	0	0	0	0	0	0
Suggs, Terrell	2	1	1	0	0	0	0	0	0
Johnson, Jarret	1	0	1	0	0	0	0	0	0
Knight, Tom	1	1	0	0	0	0	0	0	0
Williams, Chad	1	1	0	0	0	0	0	0	0
Totals	81	61	20	0	0	3	5	0	0



2003 POSTSEASON SPECIAL TEAMS STATISTICS

PLAYERS	TT	SOLO	AS	FF	FR	BK
Smith, Musa	4	2	2	0	0	0
Morrow, Harold	3	1	2	0	0	0
Brightful, Lamont	1	1	0	0	0	0
Brown, Cornell	1	1	0	0	0	0
Demps, Will	1	1	0	0	0	0
Jones, Jr., Terry	1	1	0	0	0	0
Knight, Tom	1	1	0	0	0	0
Maese, Joe	1	1	0	0	0	0
Mughelli, Ovie	1	1	0	0	0	0
Scott, Bart	1	1	0	0	0	0
Franklin, Aubrayo	1	1	0	0	0	0
Totals	15	11	4	0	0	0

2003 PRESEASON STATISTICS

RESULTS AND ATTENDANCE

WON 1, LOST 3

8/09	L	19-20	Buffalo	68,550
8/16	W	13-10	at Atlanta	68,237
08/23	L	3-24	at Washington	70,460
08/28	L	24-30	New York Giants	68,169

SCORE BY PERIODS

	1	2	3	4	OT	PTS
TEAM	20	10	10	19	0	59
OPPONENTS	10	40	6	28	0	84

TEAM STATISTICS

	RAVENS	OPPONENT
--	--------	----------

TOTAL FIRST DOWNS	68	47
Rushing	18	17
Passing	45	26
Penalty	5	4
3rd Down: Made/Att	19/58	19/59
3rd Down Pct.	32.8	32.2
4th Down: Made/Att	4/7	1/2
4th Down Pct.	57.1	50.0
POSSESSION AVG.	30:55	29:05
TOTAL NET YARDS	1231	888
Avg. Per Game	307.8	222.0
Total Plays	263	230
Avg. Per Play	4.7	3.9
NET YARDS RUSHING	390	333
Avg. Per Game	97.5	83.3
Total Rushes	108	110
NET YARDS PASSING	841	555
Avg. Per Game	210.3	138.8
Sacked/Yards Lost	10/72	7/31
Gross Yards	913	586
Att./Completions	145/83	113/56
Completion Pct.	57.2	49.6
Had Intercepted	5	4
PUNTS/AVERAGE	26/41.1	29/42.3
NET PUNTING AVG.	26/32.8	29/37.7
PENALTIES/YARDS	27/187	35/277
FUMBLES/BALL LOST	11/8	2/2
TOUCHDOWNS	7	9
Rushing	2	6
Passing	5	1
Returns	0	2

RUSHING

	NO	YDS	AVG	LG	TD
C. Taylor	32	155	4.8	31	0
J. Lewis	25	89	3.6	16	1
Brewer	20	69	3.5	13	0
D. Hunter	14	29	2.1	9	1
Boller	6	25	4.2	8	0
Wright	8	22	2.8	13	0
Lester	2	15	7.5	11	0
Ricard	1	3	3.0	3	0
T. Taylor	2	2	1.0	5	0
Redman	2	-1	-0.5	0	0
TEAM	108	390	3.6	31	2
Opponents	110	333	3.0	15	6

PUNTING

	NO	YDS	AVG	Net	TB	In	LG	Blk
Frost	23	978	42.5	34.3	2	8	56	0
Zastudil	3	91	30.3	21.7	0	0	36	0
TEAM	26	1069	41.1	32.8	2	8	56	0
Opponents	29	1226	42.3	37.7	3	5	58	0

SACKS: Bolling 5.0, Douglas 1.0, Salave'a 1.0.

TEAM 7.0, Opponents 10.0

2-Pt. Conversions: Boller 0,

TEAM 0-1, Opponents 0-0

SCORING

	TD	RU	PA	RT	K/PAT	FG	S	PTS
Stover	0	0	0	0	5/6	4/6	0	17
Hill	1	0	1	0			0	6
D. Hunter	1	1	0	0			0	6
Hymes	1	0	1	0			0	6
T. Jones	1	0	1	0			0	6
J. Lewis	1	1	0	0			0	6
Robinson	1	0	1	0			0	6
T. Taylor	1	0	1	0			0	6
Boller	0	0	0	0			0	0
TEAM	7	2	5	0	5/6	4/6	0	59
Opponents	9	6	1	2	9/9	7/7	0	84

RECEIVING

	NO	YDS	AVG	LG	TD
R. Johnson	12	200	16.7	46	0
T. Jones	11	93	8.5	19	1
Hymes	7	115	16.4	41	1
Lester	7	89	12.7	36	0
Heap	7	63	9.0	19	0
C. Taylor	7	51	7.3	13	0
J. Lewis	7	49	7.0	13	0
T. Taylor	5	86	17.2	49	1
Brewer	5	37	7.4	15	0
Robinson	4	33	8.3	13	1
Wynn	2	23	11.5	16	0
D. Hunter	2	6	3.0	8	0
T. Smith	1	39	39.0	39	0
Mughelli	1	7	7.0	7	0
Ricard	1	7	7.0	7	0
F. Sanders	1	5	5.0	5	0
Hill	1	4	4.0	4	1
Jo. Jones	1	4	4.0	4	0
Morrow	1	2	2.0	2	0
TEAM	83	913	11.0	49	5
Opponents	56	586	10.5	42	1

INTERCEPTIONS

	NO	YDS	AVG	LG	TD
Brightful	1	20	20.0	20	0
Porter	1	16	16.0	16	0
McAlister	1	4	4.0	4	0
Demps	1	2	2.0	2	0
TEAM	4	42	10.5	20	0
Opponents	5	109	21.8	74	0

PUNT RETURNS

	Ret	FC	YDS	AVG	LG	TD
Brightful	7	1	52	7.4	19	0
H. Smith	5	0	13	2.6	9	0
Brewer	2	1	9	4.5	9	0
Demps	1	0	-2	-2.0	-2	0
Justin	1	0	0	0.0	0	0
TEAM	16	2	72	4.5	19	0
Opponents	14	2	176	12.6	87	1

KICKOFF RETURNS

	NO	YDS	AVG	LG	TD
C. Taylor	7	120	17.1	29	0
H. Smith	5	112	22.4	33	0
Brewer	2	42	21.0	25	0
R. Johnson	2	27	13.5	16	0
Ricard	1	14	14.0	14	0
TEAM	17	315	18.5	33	0
Opponents	13	316	24.3	43	0

FIELD GOALS

	1-19	20-29	30-39	40-49	50+
Stover	0/0	2/2	2/3	0/0	0/1
TEAM	0/0	2/2	2/3	0/0	0/1
Opponents	0/0	1/1	5/5	0/0	1/1
Stover: (54N)(33G,35B,30G)(24G)(26G)					
TEAM: (54N)(33G,35B,30G)(24G)(26G)					
Opponents: (34G,25G)(53G)(30G)(36G,34G,32G)					

2003 PRESEASON STATISTICS

PASSING	ATT	COMP	YARDS	COMP%	YDS/ATT	TD	TD%	INT	INT%	LG	SACK/LOST	RATING
Boller	68	40	456	58.8	6.71	4	5.9	1	1.5	49t	4/26	92.5
Redman	49	27	271	55.1	5.53	0	0.0	2	4.1	36	3/22	54.0
Wright	28	16	186	57.1	6.64	1	3.6	2	7.1	41	3/24	59.5
TEAM	145	83	913	57.2	6.30	5	3.4	5	3.4	49t	10/72	73.1
Opponents	113	56	586	49.6	5.19	1	0.9	4	3.5	42	7/31	53.2

2003 PRESEASON DEFENSIVE STATISTICS

From Coaches Video

PLAYER	TT	SOLO	AS	SACKS	YDS LOST	PD	FR	FF	INT
Demps, Will	16	11	5	0	0	3	2	0	0
Sapp, Gerome	15	10	5	0	0	0	0	0	0
Scott, Bart	15	13	2	0	0	0	0	0	0
Lewis, Ray	13	8	5	0	0	0	0	0	0
Bolling, Nate	11	9	2	5.0	25.0	1	0	0	0
Hartwell, Ed	11	4	7	0	0	0	0	0	0
Gregg, Kelly	10	7	3	0	0	1	0	0	0
Parker, Riddick	10	7	3	0	0	2	0	1	0
Boulware, Peter	9	2	7	0	0	0	0	1	0
Reed, Ed	9	6	3	0	0	0	0	0	0
Suggs, Terrell	9	5	4	0	0	1	0	0	0
Justin, Airabin	8	7	1	0	0	1	0	0	0
Mitchell, Anthony	8	6	2	0	0	1	0	0	0
Brown, Cornell	7	7	0	0	0	1	0	0	0
Johnson, Jarret	7	6	1	0	0	1	0	0	0
Brown, Chris	6	5	1	0	0	0	0	0	0
Fuller, Corey	6	5	1	0	0	0	0	0	0
Rutledge, Johnny	6	3	3	0	0	0	0	1	0
Weaver, Anthony	6	6	0	0	0	1	0	0	0
Baxter, Gary	5	3	2	0	0	0	0	0	0
Givan, Brendan	5	5	0	0	0	1	0	0	0
Thomas, Adalius	5	5	0	0	0	2	0	0	0
Kemoatui, Maake	5	2	3	0	0	0	0	0	0
Brightful, Lamont	5	2	3	0	0	0	0	0	0
Douglas, Marques	4	3	1	1.0	2.0	0	0	0	0
McAlister, Chris	4	4	0	0	0	2	1	0	0
Franklin, Aubrayo	3	0	3	0	0	0	0	0	0
Nugent, David	3	1	2	0	0	0	0	0	0
Salavea, Joe	3	3	0	1.0	4.0	1	0	0	0
Smith, Artie	3	3	0	0	0	0	0	0	0
Stamper, Nick	3	2	1	0	0	0	0	0	0
Walls, Raymond	3	3	0	0	0	1	0	0	0
Porter, Alvin	2	1	1	0	0	1	3	0	0
Arnold, Amon	1	1	0	0	0	0	0	0	0
Freeman, Trey	1	0	1	0	0	0	0	0	0
Williams, Chad	1	1	0	0	0	0	0	0	0
Totals	238	166	72	7	31	21	6	3	0

2003 PRESEASON SPECIAL TEAMS STATISTICS

PLAYERS	TT	SOLO	AS	FF	FR	BK
Demps, Will	5	5	0	0	0	0
Jones, John	3	2	1	0	0	0
Mughelli, Ovie	3	2	1	0	0	0
Opata, Chisom	2	2	0	0	0	0
Scott, Bart	2	2	0	0	0	0
Brightful, Lamont	2	2	0	0	0	0
Brown, Chris	2	2	0	0	0	0
Johnson, Ron	1	1	0	0	0	0
Lester, Marc	1	1	0	0	0	0
Porter, Alvin	1	1	0	0	0	0
Taylor, Chester	1	1	0	0	0	0
Thomas, Adalius	1	1	0	0	0	0
Wynn, Milton	1	1	0	0	0	0
Williams, Chad	2	2	0	0	0	0
Rutledge, Johnny	2	2	0	0	0	0
Walls, Raymond	1	1	0	0	0	0
Totals	30	28	2	0	0	0

2003 GAME-BY-GAME OFFENSE

Offense	9/7	9/14	9/21	9/28	10/12	10/19	10/26	11/2	11/9	11/16	11/23	11/30	12/7	12/14	12/21	12/28	1/3*
	Pt.	Cle.	SD	KC	Ari.	Cin.	Den.	Jax.	STL	Mia.	Sea.	SF	Cin.	Oak.	Cle.	Pit.	Ten.
Points	15	33	24	10	26	26	26	24	22	6	44	44	31	12	35	13	17
1st Q	0	10	7	0	3	7	0	7	3	0	0	0	7	7	3	0	7
2nd Q	0	6	3	0	13	0	9	0	16	3	0	17	10	3	7	0	3
3rd Q	7	0	14	3	7	3	0	6	3	0	21	0	7	6	7	0	0
4th Q	8	17	0	7	3	16	17	11	0	3	17	20	7	0	21	3	7
TDs (Ru-P-Ret)	1-1-0	2-0-1	1-1-1	1-0-0	0-0-2	1-2-0	1-1-0	1-1-0	1-1-0	0-0-0	0-4-1	2-2-1	3-1-1	0-1-0	3-1-1	1-0-0	0-1-1
PTDs (M/A)	1/1*	3/3	3/3	1/1	2/2	1/1*	2/2	1/1*	1/1*	0/0	5/5	5/5	4/4	0/0*	5/5	5/5	2/2
FGs (M/A)	0/0	4/5	1/1	1/1	4/4	1/1	4/5	3/3	3/3	2/2	3/3	3/3	1/1	2/3	0/1	2/4	1/1
Safeties	0	0	0	0	0	0	0	0	0	0	0	0	0	0	0	0	0
First Downs	17	14	16	22	13	21	16	9	16	13	20	15	21	14	18	14	12
Rushing	4	10	9	13	8	5	5	4	5	6	12	7	12	6	9	5	1
Passing	9	4	6	7	4	11	9	5	10	6	7	7	7	8	8	11	1
Penalty	4	0	1	2	1	5	2	0	1	1	1	1	2	0	1	1	0
3rd Down Made/Att.	5/16	4/15	3/9	5/12	5/13	2/11	6/17	6/15	3/16	5/14	7/18	5/14	5/13	2/12	5/15	4/16	3/12
3rd Down Pct.	31.3	26.7	33.3	41.7	38.5	18.2	35.3	40.0	18.8	35.7	38.9	35.7	38.5	16.7	33.3	25.0	25.0
Total Net Yards	231	393	249	326	285	401	277	259	267	223	426	282	353	319	359	279	255
Total Off. Plays	68	63	54	65	57	59	66	53	78	60	78	55	66	61	63	63	55
Avg. Gain Per Play	3.4	6.2	4.6	5.0	5.0	6.8	4.2	4.9	3.4	3.7	5.5	5.1	5.3	5.2	5.7	4.4	4.6
Net Yards Rushing	88	343	152	202	213	120	151	103	145	114	150	117	223	149	276	128	54
Total Rushing Plays	23	41	32	36	38	29	37	30	38	33	35	29	45	31	41	34	16
Avg. Gain Per Rush	3.8	8.4	4.8	5.6	5.6	4.1	4.1	3.4	3.8	3.5	4.3	4.0	5.0	4.8	6.7	3.8	3.4
Net Yards Passing	143	50	97	124	72	281	126	156	122	109	276	165	130	170	83	151	201
QB Sacks	2	4	1	3	1	3	2	0	7	2	6	1	2	3	3	2	2
Yards Lost on Sacks	9	28	1	16	3	21	11	0	48	3	43	12	15	23	17	12	13
Gross Yards Passing	152	78	98	140	75	302	137	156	170	112	319	177	145	193	100	163	214
Attempts	43	18	21	26	18	27	27	23	33	25	37	25	19	27	19	27	37
Completions	22	7	12	15	9	15	15	10	17	14	20	14	8	12	11	16	20
Pct. Completions	51.2	38.9	57.1	57.7	50.0	55.6	55.6	43.5	51.5	56.0	54.1	56.0	42.1	44.4	57.9	59.3	54.1
Interceptions	1	1	1	3	0	1	0	1	3	2	0	1	2	1	1	1	2
Fum./Fum. Lost	4/1	4/2	1/0	1/1	0/0	4/2	1/0	1/1	5/4	1/1	3/2	3/1	3/1	3/2	2/0	1/1	1/0
Penalties	10	10	4	4	6	13	9	7	10	10	14	4	2	8	5	10	8
Penalty Yards	81	85	28	30	55	113	62	40	80	88	112	25	20	55	41	55	70
Punts	6	4	6	5	4	5	5	5	6	7	8	5	5	6	6	8	8
Punting Average	37.7	40.5	42.0	40.8	41.5	39.8	41.2	46.8	40.7	46.6	42.1	43.0	32.6	40.0	39.0	38.0	48.8
Inside 20	2	0	1	2	2	2	1	2	1	1	1	2	1	1	0	2	0
Punt Returns	4	5	2	5	1	4	3	5	5	0	3	2	3	4	3	4	2
Punt Return Yards	22	54	-6	38	0	43	26	31	75	0	11	22	13	36	20	25	2
Fair Catch	1	2	1	2	1	0	0	0	2	3	3	2	1	1	2	0	3
Punt Return Avg.	5.5	10.8	-3.0	7.6	0.0	10.8	8.7	6.2	15.0	-	3.7	11.0	4.3	9.0	6.7	6.3	1.0
Kickoff Returns	116	63	66	60	16	116	51	101	123	73	142	121	19	93	7	55	79
Kickoff Return Yards	23.2	21.0	22.0	20.0	8.0	19.3	17.0	33.7	20.5	73.0	17.8	40.3	6.3	23.3	7.0	18.3	19.8
Kickoff Return Avg.	27.20	30.44	24.48	31.15	32.42	29.04	31.30	25.07	37.21	31.15	35.50	27.21	32.56	29.58	32.40	33.03	24.52

*Postseason in Red

2003 GAME-BY-GAME DEFENSE

Defense	9/7	9/14	9/21	9/28	10/12	10/19	10/26	11/2	11/9	11/16	11/23	11/30	12/7	12/14	12/21	12/28	1/3*
Pt.	Pt.	Cle.	SD	KC	Arl.	Cin.	Den.	Jax.	STL	Mia.	Sea.	SF	Cin.	Oak.	Cle.	Pt.	Ten.
Points	34	13	10	17	18	34	6	17	33	9	41	3	6	13	20	0	10
1st Q	6	0	3	0	7	14	3	0	14	0	0	0	3	3	10	0	7
2nd Q	7	3	0	3	3	10	0	3	7	3	17	3	7	7	0	0	0
3rd Q	14	10	0	7	0	3	3	3	17	0	3	0	3	0	0	10	7
4th Q	7	0	7	8	7	0	7	12	0	0	7	0	0	3	0	0	6
TDs (Ru-P-Ret)	1-3-0	0-1-0	1-0-0	0-1-1	0-2-0	1-3-0	0-0-0	0-1-1	2-0-1	0-0-0	0-5-0	0-0-0	0-1-0	1-1-0	0-0-0	0-1-0	1-1-0
PATs (M/A)	4/4	1/1	1/1	2/2	1/1*	4/4	0/0	2/2	3/3	0/0	5/5	0/0	1/1	2/2	0/0	1/1	2/2
FGs (M/A)	2/2	2/2	1/2	1/1	1/1	2/2	2/2	1/1	4/4	3/4	2/2	2/2	2/2	2/2	0/1	1/1	2/2
Safeties	0	0	0	0	0	0	0	0	0	0	0	0	0	0	0	0	0
First Downs	21	9	25	15	16	17	12	20	7	19	24	10	15	15	14	9	16
Rushing	5	1	10	5	6	4	6	6	4	9	5	4	5	4	4	7	10
Passing	13	6	14	10	9	10	4	13	3	7	17	6	9	9	7	6	6
Penalty	3	2	1	0	1	3	2	1	0	3	2	0	1	1	3	2	0
3rd Down Made/Att.	7/15	4/16	6/15	4/14	2/11	7/15	4/15	3/14	3/14	3/15	7/18	4/15	4/13	5/17	3/13	3/15	6/15
3rd Down Pct.	46.7	25.0	40.0	28.6	18.2	46.7	26.7	21.4	21.4	20.0	38.9	26.7	30.8	29.4	23.1	20.0	40.0
Total Net Yards	339	175	389	265	320	303	194	320	121	267	426	264	268	265	211	214	324
Total Off. Plays	65	60	76	59	58	59	60	71	51	74	80	66	58	66	62	61	63
Avg. Gain Per Play	5.2	2.9	5.1	4.5	5.5	5.1	3.2	4.5	2.4	3.6	5.3	4.0	4.6	4.0	3.4	3.5	5.1
Net Yard Rushing	88	60	132	129	90	59	104	134	47	141	133	106	100	79	78	56	165
Total Rushing Plays	34	20	30	28	20	28	27	33	21	42	32	30	21	31	24	27	40
Avg. Gain Per Rush	2.6	3.0	4.4	4.6	4.5	2.1	3.9	4.1	2.2	3.4	4.2	3.5	4.8	2.5	3.3	2.1	4.1
Net Yard Passing	251	115	257	136	230	244	90	186	74	126	293	158	168	186	133	158	159
Net Yard Passing Pct.	72.4	45.9	62.2	60.7	61.1	59.3	51.6	64.7	50.0	40.6	54.8	47.2	74.2	45.7	51.5	51.7	60.9
QB Sacks	2	3	1	3	2	4	2	4	4	0	6	0	6	0	5	0	0
Yards Lost on Sacks	9	32	13	23	17	30	24	22	36	0	40	0	46	0	30	31	0
Gross Yards Passing	260	147	270	159	247	274	114	208	110	126	333	158	214	186	163	189	159
Attempts	29	37	45	28	36	27	31	34	26	32	42	36	31	35	33	29	23
Completions	21	27	28	17	22	16	16	22	13	13	23	17	23	16	17	15	14
Pct. Completions	72.4	45.9	62.2	60.7	61.1	59.3	51.6	64.7	50.0	40.6	54.8	47.2	74.2	45.7	51.5	51.7	60.9
Interceptions	0	2	3	0	3	0	2	1	2	1	0	4	2	0	1	3	3
Fum./Fum. Lost	2/1	2/1	0/0	1/0	2/0	1/0	2/0	4/2	2/2	0/0	3/3	0/0	4/3	0/0	4/3	2/2	0/0
Penalties	138	50	61	26	35	65	49	52	75	50	89	46	63	70	26	40	55
Penalty Yards	5	8	5	9	4	5	5	7	7	5	6	6	6	9	5	3	6
Punting Average	46.2	40.8	40.8	35.8	36.5	45.8	38.0	44.1	43.9	37.7	36.4	38.2	34.8	43.4	38.7	41.0	44.7
Inside 20	0	2	1	2	1	1	0	2	1	5	3	2	2	2	1	3	4
Punt Returns	1	2	5	1	2	1	2	2	5	5	3	3	2	3	4	2	6
Punt Return Yards	9	18	31	4	12	13	19	5	76	46	12	-1	15	-2	34	71	70
Fair Catch	3	0	0	2	0	0	1	2	0	0	3	2	1	1	1	2	1
Punt Return Avg.	9.0	9.0	6.2	-4.0	6.0	13.0	9.5	2.5	15.2	15.3	4.0	-0.5	5.0	-0.5	17.0	17.8	11.7
Kickoff Returns	2	6	4	3	6	3	6	5	5	0	5	0	7	13	6	4	4
Kickoff Return Yards	29	133	53	121	130	50	116	94	120	0	107	139	138	137	51	77	61
Kickoff Return Avg.	14.5	22.2	13.3	40.3	21.7	16.7	19.3	18.8	24.0	-	21.4	19.9	23.0	34.3	12.8	19.3	15.3
Time of Possession	32:40	29:16	35:12	28:45	27:18	30:56	28:30	34:53	22:39	34:57	32:38	32:39	27:04	30:02	27:20	30:25	35:08

2003 REVIEW

*Postseason in Red

2003 PARTICIPATION CHART

*Postseason in Red																		Games Played	Games Started	Inactive	
Player	9/7 at Pit.	9/14 vs. Cle.	9/21 at SD	9/28 vs. KC	10/12 at Ari.	10/19 at Cin.	10/26 vs. Den.	11/2 vs. Jax.	11/9 at STL	11/16 at Mia.	11/23 vs. Sea.	11/30 vs. SF	12/7 vs. Cin.	12/14 at Oak.	12/21 at Cle.	12/28 vs. Pit.	WC 1/3 vs. Ten.*				
Anderson, Bennie	RG	RG	RG	RG	RG	RG	RG	RG	RG	RG	RG	RG	RG	RG	RG	DNP	RG	15	15	0	
Baxter, Gary	FS	FS	LCB	FS	FS	FS	FS	RCB	RCB	FS	FS	RCB	RCB	FS	RCB	RCB	RCB	16	16	0	
Boller, Kyle	QB	QB	QB	QB	QB	QB	QB	QB	QB	INA	INA	INA	INA	INA	X	X	DNP	11	9	5	
Boulware, Peter	ROLB	ROLB	ROLB	ROLB	ROLB	ROLB	ROLB	ROLB	ROLB	ROLB	ROLB	ROLB	ROLB	X	ROLB	INA	INA	15	14	1	
Brightful, Lamont	X	X	X	X	X	X	X	X	X	X	X	X	X	X	X	X	X	16	0	0	
Brooks, Ethan	RT	RT	RT	DNP	X	X	X	X	X	X	X	X	X	X	X	X	X	15	3	0	
Brown, Cornell	X	X	X	X	X	X	X	X	X	X	X	X	X	LOLB	LOLB	LOLB	LOLB	16	3	0	
Brown, Orlando	X	X	X	RT	RT	RT	RT	RT	RT	RT	RT	RT	RT	RT/DT	RT	LOLB	RT	16	13	0	
Cook, Damion	INA	INA	X	INA	INA	INA	INA	INA	INA	INA	INA	INA	INA	INA	INA	INA	INA	1	0	15	
Demps, Will	X	DB	FS	X	X	X	X	FS	FS	X	X	FS	FS	DB	FS	FS	FS	16	9	0	
Douglas, Marques	RDE	RDE	RDE	RDE	RDE	RDE	RDE	RDE	RDE	RDE	RDE	RDE	RDE	RDE	RDE	RDE	RDE	16	16	0	
Flynn, Mike	C	C	C	C	C	C	C	C	C	C	C	C	C	C	C	C	C	16	16	0	
Franklin, Aubrayo	INA	INA	INA	INA	INA	INA	X	INA	INA	INA	INA	INA	INA	INA	INA	INA	INA	1	0	15	
Fuller, Corey	RCB	RCB	RCB	RCB	RCB	RCB	RCB	INA	INA	INA	RCB	RCB	X	DB	X	X	X	14	10	2	
Gregg, Kelly	NT	NT	NT	NT	NT	NT	NT	NT	X	NT	NT	NT	NT	NT	NT	NT	NT	16	15	0	
Hartwell, Edgerton	LILB	OLB	LILB	LILB	LILB	LILB	LILB	LILB	X	LILB	LILB	LILB	OLB	LILB	LILB	LILB	LILB	16	15	0	
Heap, Todd	TE	TE	TE	TE	TE	TE	TE	TE	TE	TE	TE	TE	TE	TE	TE	TE	TE	16	16	0	
Johnson, Jarret	X	X	X	X	X	X	X	X	X	X	X	X	LDE	X	X	INA	X	15	1	1	
Johnson, Ron	X	X	X	X	INA	INA	INA	INA	INA	INA	X	INA	INA	INA	INA	INA	INA	6	0	10	
Jones, John	X	X	X	X	X	X	X	X	X	INA	INA	INA	INA	X	X	INA	INA	11	0	5	
Jones, Terry	TE	X	TE	TE	TE	TE	TE	TE	X	TE	TE	TE	TE	TE	TE	TE	TE	16	13	0	
Kemoeatu, Maake	X	X	X	X	X	X	INA	X	X	X	X	X	X	DT	X	X	X	15	1	1	
Knight, Tom	INA	INA	X	X	X	X	INA	X	DB	X	X	X	INA	INA	INA	X	X	10	1	6	
Lewis, Jamal	RB	RB	RB	RB	RB	RB	RB	RB	RB	RB	RB	RB	RB	RB	RB	RB	RB	16	16	0	
Lewis, Ray	RILB	MLB	RILB	RILB	RILB	RILB	RILB	RILB	MLB	RILB	RILB	RILB	MLB	RILB	RILB	RILB	RILB	16	16	0	
Lucas, Ray										INA	INA	INA	INA					0	0	4	
Maese, Joe	X	X	X	X	X	X	X	X	X	X	X	X	X	X	X	X	X	16	0	0	
McAlister, Chris	LCB	LCB	INA	LCB	LCB	LCB	LCB	LCB	LCB	LCB	LCB	LCB	LCB	LCB	LCB	LCB	LCB	15	15	1	
Morrow, Harold	X	X	INA	INA	X	X	X	X	X	X	X	X	X	X	X	X	X	14	0	2	
Mughelli, Ovie	INA	INA	X	INA	INA	INA	INA	INA	INA	X	INA	X	INA	INA	X	X	X	6	0	10	
Multialo, Edwin	LG	LG	INA	LG	LG	LG	LG	LG	LG	LG	LG	LG	LG	LG	LG	LG	LG	15	15	1	
Ogden, Jonathan	LT	LT	LT	LT	LT	LT	LT	LT	LT	LT	LT	LT	LT	LT	LT	LT	LT	16	16	0	
Parker, Riddick					INA	INA	INA	INA	INA			X	X	X	X	X	X	7	0	5	
Porter, Alvin	INA	INA	X	INA														1	0	3	
Rabach, Casey	DNP	X	LG	DNP	X	X	X	X	X	X	X	X	X	X	X	X	RG	X	14	2	0
Redman, Chris	DNP	X	DNP	DNP	DNP	DNP	DNP	DNP	X	DNP	DNP	DNP	DNP	DNP	DNP	INA	INA	2	0	2	
Reed, Ed	SS	SS	SS	SS	SS	SS	SS	SS	SS	SS	SS	SS	SS	SS	X	SS	SS	16	15	0	
Ricard, Alan	FB	FB	FB	FB	FB	FB	FB	FB	X	FB	X	FB	FB	FB	X	FB	FB	16	13	0	
Richey, Wade	X	X	X	X	INA	X	X	X	X	X	X	X	X	X	X	X	X	15	0	1	
Robinson, Marcus	X	WR	X	X	X	INA	X	WR	WR	WR	X	X	X	X	X	WR	X	15	5	1	
Salave'a, Joe		INA	INA	INA														0	0	3	
Sanders, Frank	INA	X	X	X	X	X	X	X	X	INA	X	X	X	X	X	X	INA	X	13	0	3
Sapp, Jerome	X	X	INA	INA	X	X	X	X	X	X	X	X	X	X	X	X	X	14	0	2	
Scott, Bart	X	X	X	X	X	X	X	X	X	X	X	X	X	X	X	X	X	16	0	0	
Slaughter, T.J.															INA	X	X	1	0	1	
Smith, Musa	INA	INA	INA	INA	INA	X	X	X	X	X	X	X	X	X	X	X	X	11	0	5	
Solwold, Mike															INA	INA	INA	0	0	3	
Stover, Matt	X	X	X	X	X	X	X	X	X	X	X	X	X	X	X	X	X	16	0	0	
Suggs, Terrell	X	X	X	X	X	X	X	X	X	X	X	X	X	X	X	ROLB	ROLB	16	1	0	
Taylor, Chester	X	X	X	X	X	X	X	X	X	X	X	X	X	X	RB	X	X	16	1	0	
Taylor, Travis	WR	WR	WR	WR	WR	WR	WR	WR	WR	WR	WR	WR	WR	WR	WR	WR	WR	16	16	0	
Thomas, Adaluis	LOLB	X	LOLB	LOLB	LOLB	LOLB	LOLB	LOLB	LOLB	LOLB	LOLB	LOLB	X	INA	IR	IR	IR	13	11	1	
Thomas, Jason	X																	1	0	0	
Walls, Raymond	X	X	X	X	X	INA	INA	X	X	INA	INA	INA	X	X	X	INA	INA	10	0	6	
Ward, Detric					X	X	X	INA	INA	INA								3	0	3	
Weaver, Anthony	LDE	LDE	LDE	LDE	LDE	LDE	LDE	LDE	LDE	LDE	LDE	INA	LDE	LDE	LDE	LDE	LDE	15	15	1	
Williams, Chad	X	X	X	X	X	X	X	X	DB	X	X	X	X	X	X	X	X	16	1	0	
Wright, Anthony	INA	INA	INA	INA	INA	INA	INA	INA	INA	QB	QB	QB	QB	QB	QB	QB	QB	7	7	9	
Zastudil, Dave	X	X	X	X	X	X	X	X	X	X	X	X	X	X	X	X	X	16	0	0	

HOW THE 2003 RAVENS WERE BUILT

YEAR	DRAFT (32)	FREE AGENTS (30)	TRADE (0)
2003	LB Terrell Suggs (1a)	DT Nate Bolling (PS)	
10-6	QB Kyle Boller (1b)	T Orlando Brown* (RFA-1993)	
AFC	RB Musa Smith (3)	WR Todd Devoe (PS)	
North Division	DE Jarret Johnson (4a)	OL Michael Early (PS)	
Champions	FB Ovie Mughelli (4b)	CB Corey Fuller (UFA)	
	DT Aubrayo Franklin (5a)	WR Kareem Kelly (PS)	
	OT Tony Pashos (5b) (IR)	FB Harold Morrow (UFA)	
	S Gerome Sapp (6)	DE Riddick Parker	
	TE Trent Smith (7a) (IR)	K Wade Richey	
		WR Marcus Robinson (UFA)	
		WR Frank Sanders (UFA)	
		LB T.J. Slaughter	
		LS Mike Solwold	
		CB Raymond Walls	
2002	S Ed Reed (1)	T Ethan Brooks	
7-9	DE Tony Weaver (2)	LB Cornell Brown (D6b-1997)	
3rd AFC North	P Dave Zastudil (4a)	T Damion Cook (RFA-2001)	
	WR Ron Johnson (4b)	S Will Demps (RFA)	
	TE Terry Jones (5)	LB Bernardo Harris (IR)	
	RS Lamont Brightful (6a)	WR Randy Hymes (RFA) (IR)	
	WR Javin Hunter (6b) (IR)	DT Maake Kemoeatu (RFA)	
	RB Chester Taylor (6c)	CB Tom Knight	
	S Chad Williams (6d)	LB Bart Scott (RFA)	
		QB Anthony Wright	
		T Lawrence Smith (RFA) (PS)	
2001	TE Todd Heap (1)	G Bennie Anderson (RFA)	
10-6	CB Gary Baxter (2)	DE Marques Douglas (RFA-1999)	
2nd AFC Central	G/C Casey Rabach (3)		
	LB Edgerton Hartwell (4)		
	LS Joe Maese (6)		
2000	RB Jamal Lewis (1a)	DT Kelly Gregg	
12-4	WR Travis Taylor (1b)	TE John Jones (RFA)	
2nd AFC Central	QB Chris Redman (3)	FB Alan Ricard	
Super Bowl XXXV	LB Adalius Thomas (6a) (IR)		
Champions			
1999	CB Chris McAlister (1)		
8-8	G Edwin Mulitalo (4b)		
3rd AFC Central			
1998			
6-10			
4th AFC Central			
1997	LB Peter Boulware (1)	C Mike Flynn (RFA)	
6-9-1			
5th AFC Central			
1996	T Jonathan Ogden (1a)		
6-9-1	LB Ray Lewis (1b)		
5th AFC Central			
1991		K Matt Stover (Plan B)	
(Cleveland Franchise)			
*With Ravens 1996-98, Browns 1993-95 Number in parenthesis after draft choice indicates the round in which the player was taken (IR)--Indicates player was on Injured Reserve (RFA)--Rookie Free Agent (Plan B)--Acquired as a Plan B Free Agent (UFA)--Unrestricted Free Agent (PS)--Indicates player was on the Practice Squad (year)--Indicates a player who had a previous tenure with the Ravens and the year it began			

2003 GAME-BY-GAME RUSHING

JAMAL LEWIS						CHESTER TAYLOR						ALAN RICARD					
Opponent	ATT	YDS	AVG	LG	TD	ATT	YDS	AVG	LG	TD		ATT	YDS	AVG	LG	TD	
9/7 @ PIT	15	69	4.60	14	1	1	(1)	(1.00)	(1)	0		2	6	3.00	6	0	
9/14 VS. CLE	30	295	9.83	82	2	5	8	1.60	5	0		2	36	18.00	30	0	
9/21 @ SD	23	132	5.74	18	1	3	12	4.00	7	0		2	3	1.50	3	0	
9/28 VS. KC	26	115	4.42	17	1	5	47	9.40	32	0							
10/12 @ ARI	21	131	6.24	52	0	10	45	4.50	14	0		2	3	1.50	2	0	
10/19 @ CIN	19	101	5.32	35	0	5	10	2.00	6	1							
10/26 VS. DEN	32	134	4.19	28	1	2	6	3.00	4	0							
11/2 VS. JAX	21	68	3.24	10	0	2	33	16.50	29	1							
11/9 @ STL	27	111	4.11	23	1	4	18	4.50	6	0		2	4	2.00	3	0	
11/16 @ MIA	25	91	3.64	19	0	4	19	4.75	6	0							
11/23 VS. SEA	26	117	4.50	14	0	3	(1)	(0.33)	3	0							
11/30 VS. SF	19	78	4.11	21	1	1	(1)	(1.00)	(1)	0		1	4	4.00	4	0	
12/7 VS. CIN	30	180	6.00	19	3	6	26	4.33	11	0		1	6	6.00	6	0	
12/14 @ OAK	24	125	5.21	25	0	3	24	8.00	15	0		1	2	2.00	2	0	
12/21 @ CLE	22	205	9.32	72	2	7	22	3.14	14	0		4	9	2.25	6	0	
12/28 VS. PIT	27	114	4.22	25	1	2	9	4.50	9	0		2	6	3.00	4	0	
2003 TOTAL	387	2066	5.34	82	14	63	276	4.38	32	2		19	79	4.16	30	0	

ANTHONY WRIGHT						KYLE BOLLER						TRAVIS TAYLOR					
Opponent	ATT	YDS	AVG	LG	TD	ATT	YDS	AVG	LG	TD		ATT	YDS	AVG	LG	TD	
9/7 @ PIT						5	14	2.80	4	0							
9/14 VS. CLE						3	3	1.00	3	0		1	1	1.00	1	0	
9/21 @ SD						3	0	0.00	2	0		1	5	5.00	5	0	
9/28 VS. KC						3	15	5.00	15	0		1	16	16.00	16	0	
10/12 @ ARI						2	5	2.50	4	0		3	29	9.67	16	0	
10/19 @ CIN						4	8	2.00	5	0		1	1	1.00	1	0	
10/26 VS. DEN						3	11	3.67	5	0							
11/2 VS. JAX						6	4	0.67	3	0		1	(2)	(2.00)	(2)	0	
11/9 @ STL						1	2	2.00	2	0		1	1	1.00	1	0	
11/16 @ MIA	4	4	1.00	7	0												
11/23 VS. SEA	5	27	5.40	13	0												
11/30 VS. SF	3	26	8.67	17	0												
12/7 VS. CIN	7	3	0.43	4	0							1	8	8.00	8	0	
12/14 @ OAK	3	(2)	(0.67)	5	0												
12/21 @ CLE	3	16	5.33	11	0							1	3	3.00	3	0	
12/28 VS. PIT	3	(1)	(0.33)	1	0												
2003 TOTAL	28	73	2.61	17	0	30	62	2.07	15	0		11	62	5.64	16	0	

MUSA SMITH						TODD HEAP						CHRIS REDMAN					
Opponent	ATT	YDS	AVG	LG	TD	ATT	YDS	AVG	LG	TD		ATT	YDS	AVG	LG	TD	
9/7 @ PIT																	
9/14 VS. CLE																	
9/21 @ SD																	
9/28 VS. KC						1	9	9.00	9	0							
10/12 @ ARI																	
10/19 @ CIN																	
10/26 VS. DEN																	
11/2 VS. JAX																	
11/9 @ STL						1	5	5.00	5	0		2	4	2.00	4	0	
11/16 @ MIA																	
11/23 VS. SEA						1	7	7.00	7	0							
11/30 VS. SF	5	10	2.00	3	1												
12/7 VS. CIN																	
12/14 @ OAK																	
12/21 @ CLE	4	21	5.25	11	1												
12/28 VS. PIT																	
2003 TOTAL	9	31	3.44	11	2	3	21	7.00	9	0		2	4	2.00	4	0	

2003 GAME-BY-GAME RECEIVING

TODD HEAP

Opponent	REC	YDS	AVG	LG	TD
9/7 @ PIT	6	55	9.17	12	0
9/14 VS. CLE	1	7	7.00	7	0
9/21 @ SD	5	50	10.00	25	1
9/28 VS. KC	4	48	12.00	32	0
10/12 @ ARI	1	2	2.00	2	0
10/19 @ CIN	7	129	18.43	31	0
10/26 VS. DEN	3	54	18.00	33	0
11/2 VS. JAX	2	53	26.50	33	1
11/9 @ STL	6	49	8.17	14	0
11/16 @ MIA	8	64	8.00	18	0
11/23 VS. SEA	1	22	22.00	22	0
11/30 VS. SF	4	38	9.50	11	0
12/7 VS. CIN	1	14	14.00	14	0
12/14 @ OAK	6	93	15.50	31	1
12/21 @ CLE	1	14	14.00	14	0
12/28 VS. PIT	1	1	1.00	1	0
2003 TOTAL	57	693	12.16	33	3



2003 Ravens Receptions Leader: TE Todd Heap (57)

TRAVIS TAYLOR

Opponent	REC	YDS	AVG	LG	TD
9/7 @ PIT	5	33	6.60	9	1
9/14 VS. CLE	2	27	13.50	20	0
9/21 @ SD					
9/28 VS. KC	4	30	7.50	10	0
10/12 @ ARI	2	17	8.50	9	0
10/19 @ CIN	4	138	34.50	73	2
10/26 VS. DEN	1	5	5.00	5	0
11/2 VS. JAX	3	64	21.33	47	0
11/9 @ STL	2	65	32.50	40	0
11/16 @ MIA	1	11	11.00	11	0
11/23 VS. SEA	3	57	19.00	43	0
11/30 VS. SF	3	21	7.00	10	0
12/7 VS. CIN	2	77	38.50	64	0
12/14 @ OAK	3	62	20.67	41	0
12/21 @ CLE	1	4	4.00	4	0
12/28 VS. PIT	3	21	7.00	10	0
2003 TOTAL	39	632	16.21	73	3

MARCUS ROBINSON

REC	YDS	AVG	LG	TD
1	14	14.00	14	0
1	10	10.00	10	0
1	10	10.00	10	0
1	9	9.00	9	0
1	7	7.00	7	0
1	5	5.00	5	0
1	8	8.00	8	0
2	13	6.50	7	0
7	131	18.71	50	4
2	71	35.50	38	1
4	44	11.00	14	1
3	27	9.00	9	0
6	102	17.00	29	0
31	451	14.55	50	6

JAMAL LEWIS

REC	YDS	AVG	LG	TD
2	4	2.00	4	0
2	7	3.50	8	0
4	44	11.00	26	0
1	8	8.00	8	0
3	28	9.33	11	0
2	15	7.50	8	0
2	22	11.00	16	0
6	43	7.17	10	0
3	21	7.00	14	0
1	13	13.00	13	0
26	205	7.88	26	0

CHESTER TAYLOR

Opponent	REC	YDS	AVG	LG	TD
9/7 @ PIT	3	10	3.33	7	0
9/14 VS. CLE	1	3	3.00	3	0
9/21 @ SD					
9/28 VS. KC	1	8	8.00	8	0
10/12 @ ARI	3	25	8.33	10	0
10/19 @ CIN					
10/26 VS. DEN	2	10	5.00	8	0
11/2 VS. JAX					
11/9 @ STL	3	10	3.33	7	0
11/16 @ MIA	3	24	8.00	13	0
11/23 VS. SEA					
11/30 VS. SF	1	13	13.00	13	0
12/7 VS. CIN					
12/14 @ OAK					
12/21 @ CLE	1	23	23.00	23	0
12/28 VS. PIT	2	6	3.00	4	0
2003 TOTAL	20	132	6.60	23	0

TERRY JONES

REC	YDS	AVG	LG	TD
3	21	7.00	8	0
1	6	6.00	6	0
2	11	5.50	6	0
1	17	17.00	17	0
1	15	15.00	15	0
2	9	4.50	5	1
1	17	17.00	17	0
1	5	5.00	5	0
2	12	6.00	6	1
1	25	25.00	25	0
2	11	5.50	10	1
2	10	5.00	5	0
19	159	8.37	25	3

FRANK SANDERS

REC	YDS	AVG	LG	TD
1	25	25.00	25	0
2	20	10.00	14	0
1	7	7.00	7	0
1	8	8.00	8	0
3	21	7.00	9	0
1	10	10.00	10	0
3	66	22.00	44	0
2	13	6.50	9	0
14	170	12.14	44	0

2003 GAME-BY-GAME RECEIVING

Opponent	ALAN RICARD					RON JOHNSON					JONATHAN OGDEN				
	REC	YDS	AVG	LG	TD	REC	YDS	AVG	LG	TD	REC	YDS	AVG	LG	TD
9/7 @ PIT	1	3	3.00	3	0	1	12	12.00	12	0					
9/14 VS. CLE															
9/21 @ SD															
9/28 VS. KC	1	1	1.00	1	0										
10/12 @ ARI															
10/19 @ CIN	1	4	4.00	4	0										
10/26 VS. DEN	1	10	10.00	10	0										
11/2 VS. JAX	1	2	2.00	2	0										
11/9 @ STL											1	1	1.00	1	1
11/16 @ MIA															
11/23 VS. SEA															
11/30 VS. SF	2	22	11.00	15	0										
12/7 VS. CIN	1	10	10.00	10	0										
12/14 @ OAK															
12/21 @ CLE															
12/28 VS. PIT	1	10	10.00	10	0										
2003 TOTAL	9	62	6.89	15	0	1	12	12.00	12	0	1	1	1.00	1	1

2003 GAME-BY-GAME PASSING

Opponent	KYLE BOLLER									
	ATT	COMP	YDS	CMP%	YDS/ATT	TD	TD%	INT	INT%	RATG
9/7 @ PIT	43	22	152	51.2	3.53	1	2.3	1	2.3	57.5
9/14 VS. CLE	17	7	78	41.2	4.59	0	0.0	1	5.9	31.0
9/21 @ SD	21	12	98	57.1	4.67	1	4.8	1	4.8	65.2
9/28 VS. KC	26	15	140	57.7	5.38	0	0.0	3	11.5	33.0
10/12 @ ARI	18	9	75	50.0	4.17	0	0.0	0	0.0	61.1
10/19 @ CIN	27	15	302	55.6	11.19	2	7.4	1	3.7	104.2
10/26 VS. DEN	27	15	137	55.6	5.07	1	3.7	0	0.0	81.9
11/2 VS. JAX	23	10	156	43.5	6.78	1	4.3	1	4.3	63.0
11/9 @ STL	21	10	112	47.6	5.33	1	4.8	1	4.8	60.0
11/16 @ MIA										
11/23 VS. SEA										
11/30 VS. SF										
12/7 VS. CIN										
12/14 @ OAK										
12/21 @ CLE	1	1	10	100.0	10.00	0	0.0	0	0.0	108.3
12/28 VS. PIT										
2003 TOTAL	224	116	1260	51.8	5.63	7	3.1	9	4.0	62.4

Opponent	ANTHONY WRIGHT									
	ATT	COMP	YDS	CMP%	YDS/ATT	TD	TD%	INT	INT%	RATG
9/7 @ PIT										
9/14 VS. CLE										
9/21 @ SD										
9/28 VS. KC										
10/12 @ ARI										
10/19 @ CIN										
10/26 VS. DEN										
11/2 VS. JAX										
11/9 @ STL										
11/16 @ MIA	25	14	112	56.0	4.48	0	0.0	2	8.0	34.1
11/23 VS. SEA	37	20	319	54.1	8.62	4	10.8	0	0.0	119.1
11/30 VS. SF	25	14	177	56.0	7.08	2	8.0	1	4.0	88.3
12/7 VS. CIN	19	8	145	42.1	7.63	1	5.3	2	10.5	46.9
12/14 @ OAK	27	12	193	44.4	7.15	1	3.7	1	3.7	65.8
12/21 @ CLE	18	10	90	55.6	5.00	1	5.6	1	5.6	64.6
12/28 VS. PIT	27	16	163	59.3	6.04	0	0.0	1	3.7	61.2
2003 TOTAL	178	94	1199	52.8	6.74	9	5.1	8	4.5	72.3

2003 GAME-BY-GAME PASSING

Opponent	CHRIS REDMAN									
	ATT	COMP	YDS	CMP%	YDS/ATT	TD	TD%	INT	INT%	RATG
9/7 @ PIT										
9/14 VS. CLE	1	0	0	0.0	0.00	0	0.0	0	0.0	39.6
9/21 @ SD										
9/28 VS. KC										
10/12 @ ARI										
10/19 @ CIN										
10/26 VS. DEN										
11/2 VS. JAX										
11/9 @ STL	12	7	58	58.3	4.83	0	0.0	2	16.7	31.2
11/16 @ MIA										
11/23 VS. SEA										
11/30 VS. SF										
12/7 VS. CIN										
12/14 @ OAK										
12/21 @ CLE										
12/28 VS. PIT										
2003 TOTAL	13	7	58	53.8	4.46	0	0.0	2	15.4	26.0

2003 GAME-BY-GAME SACKS

Opponent	TERRELL SUGGS			PETER BOULWARE			ANTHONY WEAVER		
	SACKS	YDS	AVG	SACKS	YDS	AVG	SACKS	YDS	AVG
9/7 @ PIT	1.0	7.0	7.00						
9/14 VS. CLE	1.0	12.0	12.00						
9/21 @ SD	1.0	13.0	13.00						
9/28 VS. KC	1.0	7.0	7.00						
10/12 @ ARI									
10/19 @ CIN				0.5	5.0	10.00	2.0	14.0	7.00
10/26 VS. DEN	1.0	12.0	12.00	1.0	12.0	12.00			
11/2 VS. JAX	1.0	10.0	10.00	1.0	0.0	0.00	1.0	7.0	7.00
11/9 @ STL				1.0	9.0	9.00	2.0	17.0	8.50
11/16 @ MIA									
11/23 VS. SEA	2.0	15.0	7.50	2.0	15.0	7.50			
11/30 VS. SF									
12/7 VS. CIN	2.0	12.0	6.00	2.0	22.0	11.00			
12/14 @ OAK									
12/21 @ CLE	2.0	9.0	4.50	1.0	8.0	8.00			
12/28 VS. PIT									
2003 TOTAL	12.0*	97.0	8.08	8.5	71.0	8.35	5.0	38.0	7.60

*Ravens Rookie Record

Opponent	MARQUES DOUGLAS			ADALUIS THOMAS			KELLY GREGG		
	SACKS	YDS	AVG	SACKS	YDS	AVG	SACKS	YDS	AVG
9/7 @ PIT				1.0	2.0	2.00			
9/14 VS. CLE	1.0	7.0	7.00	1.0	13.0	13.00			
9/21 @ SD									
9/28 VS. KC							1.0	4.0	4.00
10/12 @ ARI	1.0	11.0	11.00				1.0	6.0	6.00
10/19 @ CIN									
10/26 VS. DEN									
11/2 VS. JAX									
11/9 @ STL									
11/16 @ MIA									
11/23 VS. SEA							1.0	5.0	5.00
11/30 VS. SF									
12/7 VS. CIN				2.0	12.0	6.00			
12/14 @ OAK									
12/21 @ CLE									
12/28 VS. PIT	2.5	14.5	5.80						
2003 TOTAL	4.5	32.5	7.22	4.0	27.0	6.75	3.0	15.0	5.00

2003 GAME-BY-GAME SACKS

EDGERTON HARTWELL

Opponent	SACKS	YDS	AVG
9/7 @ PIT			
9/14 VS. CLE			
9/21 @ SD			
9/28 VS. KC			
10/12 @ ARI			
10/19 @ CIN	1.5	11.0	7.33
10/26 VS. DEN			
11/2 VS. JAX			
11/9 @ STL			
11/16 @ MIA			
11/23 VS. SEA			
11/30 VS. SF			
12/7 VS. CIN			
12/14 @ OAK			
12/21 @ CLE			
12/28 VS. PIT	1.5	9.5	6.33
2003 TOTAL	3.0	20.5	6.83

RAY LEWIS

SACKS	YDS	AVG
0.5	5.0	10.00
1.0	6.0	6.00
1.5	11.0	7.33

GARY BAXTER

SACKS	YDS	AVG
1.0	5.0	5.00
1.0	5.0	5.00

CORNELL BROWN

Opponent	SACKS	YDS	AVG
9/7 @ PIT			
9/14 VS. CLE			
9/21 @ SD			
9/28 VS. KC			
10/12 @ ARI			
10/19 @ CIN			
10/26 VS. DEN			
11/2 VS. JAX	1.0	5.0	5.00
11/9 @ STL			
11/16 @ MIA			
11/23 VS. SEA			
11/30 VS. SF			
12/7 VS. CIN			
12/14 @ OAK			
12/21 @ CLE			
12/28 VS. PIT			
2003 TOTAL	1.0	5.0	5.00

MAAKE KEMOEATU

SACKS	YDS	AVG
1.0	7.0	7.00
1.0	7.0	7.00

ED REED


SACKS	YDS	AVG
1.0	12.0	12.00
1.0	12.0	12.00

CHAD WILLIAMS

Opponent	SACKS	YDS	AVG
9/7 @ PIT			
9/14 VS. CLE			
9/21 @ SD			
9/28 VS. KC			
10/12 @ ARI			
10/19 @ CIN			
10/26 VS. DEN			
11/2 VS. JAX			
11/9 @ STL			
11/16 @ MIA			
11/23 VS. SEA			
11/30 VS. SF			
12/7 VS. CIN			
12/14 @ OAK			
12/21 @ CLE			
12/28 VS. PIT	1.0	7.0	7.00
2003 TOTAL	1.0	7.0	7.00

TOM KNIGHT

SACKS	YDS	AVG
0.5	5.0	10.00
0.5	5.0	10.00



2003 Ravens Sacks Leader: LB Terrell Suggs (12). *Ravens Rookie Record

2003 GAME-BY-GAME INTERCEPTIONS

Opponent	ED REED					RAY LEWIS					CHRIS MCALISTER				
	INT	YDS	AVG	LG	TD	INT	YDS	AVG	LG	TD	INT	YDS	AVG	LG	TD
9/7 @ PIT															
9/14 VS. CLE	2	55	27.50	54	1										
9/21 @ SD	1	27	27.00	27	0										
9/28 VS. KC															
10/12 @ ARI	1	33	33.00	33	0						2	87	43.50	83	1
10/19 @ CIN															
10/26 VS. DEN						1	37	37.00	37	0					
11/2 VS. JAX						1	0	0.00	0	0					
11/9 @ STL	1	0	0.00	0	0	1	18	18.00	18	0					
11/16 @ MIA	1	10	10.00	10	0										
11/23 VS. SEA															
11/30 VS. SF						1	29	29.00	29	1					
12/7 VS. CIN						1	1	1.00	1	0					
12/14 @ OAK															
12/21 @ CLE															
12/28 VS. PIT	1	7	7.00	7	0	1	14	14.00	14	0	1	6	6.00	6	0
2003 TOTAL	7	132	18.86	54	1	6	99	16.50	37	1	3	93	31.00	83	1

Opponent	GARY BAXTER					WILL DEMPS					ED HARTWELL				
	INT	YDS	AVG	LG	TD	INT	YDS	AVG	LG	TD	INT	YDS	AVG	LG	TD
9/7 @ PIT															
9/14 VS. CLE															
9/21 @ SD	1	0	0.00	0	0										
9/28 VS. KC															
10/12 @ ARI															
10/19 @ CIN															
10/26 VS. DEN	1	34	34.00	34	0										
11/2 VS. JAX															
11/9 @ STL															
11/16 @ MIA															
11/23 VS. SEA															
11/30 VS. SF	1	7	7.00	7	0	1	3	3.00	3	0	1	26	26.00	26	0
12/7 VS. CIN						1	54	54.00	54	0					
12/14 @ OAK															
12/21 @ CLE															
12/28 VS. PIT															
2003 TOTAL	3	41	13.67	34	0	2	57	28.50	54	0	1	26	26.00	26	0

Opponent	TERRELL SUGGS					CHAD WILLIAMS				
	INT	YDS	AVG	LG	TD	INT	YDS	AVG	LG	TD
9/7 @ PIT										
9/14 VS. CLE										
9/21 @ SD	1	11	11.00	11	0					
9/28 VS. KC										
10/12 @ ARI										
10/19 @ CIN						1	52	52.00	52	1
10/26 VS. DEN										
11/2 VS. JAX										
11/9 @ STL										
11/16 @ MIA										
11/23 VS. SEA										
11/30 VS. SF										
12/7 VS. CIN										
12/14 @ OAK										
12/21 @ CLE										
12/28 VS. PIT										
2003 TOTAL	1	11	11.00	11	0	1	52	52.00	52	1



2003 Ravens INT Leader: S Ed Reed (7).

BALTIMORE RAVENS 2003 SEASON REVIEW

Record	10-6	vs. AFC North	4-2
vs. AFC	7-5	vs. NFC	3-1
Home	7-1	Away	3-5
On Grass	3-4	On Artificial Turf	7-2
Outdoors	10-5	Indoors	0-1
Leading at Halftime	9-0	Trailing at Halftime	1-5
Tied at Halftime	0-1	Leading After 3 Quarters	8-1
Tied After 3 Quarters	0-1	Trailing After 3 Quarters	2-5
Winning Coin Toss	4-4	Losing Coin Toss	6-2
Decided by 7 Points or Less	3-2	Decided By 3 Points or Less	2-1
When Scoring First	5-1	When Not Scoring First	5-5
Positive or Even Turnover Ratio	10-0	Negative Turnover Ratio	0-6
Winning Penalty Ratio	5-4	Losing Penalty Ratio	5-2
With a 100-Yard Rusher	8-4	With a 100-Yard Receiver	2-1
Without a 100-Yard Rusher	2-2	Without a 100-Yard Receiver	8-5
When Allowing a 100-Yard Rusher	1-1	When Not Allowing a 100-Yard Rusher	9-5
When Allowing a 100-Yard Receiver	1-2	When Not Allowing a 100-Yard Receiver	9-4
With a 300-Yard Passer	1-1	Without a 300-Yard Passer	9-5
When Allowing a 300-Yard Passer	1-1	When Not Allowing a 300-Yard Passer	9-5
Overtime	1-1	Preseason	1-3

OLD SCHOOL RAVENS FOOTBALL



The 2003 Ravens' defense compares to the best all time -- the 2000 Ravens' defense. The 2003 unit matched up with its predecessor in many defensive categories and was ranked higher in several others.

A DEFENSIVE EFFORT

NFL RANK	CATEGORY	NFL RANK
2	Tyds/G	3
2	Tyds/P	1
1	Rshyds/G	6
1	RshAvg	3
8	PsYd/G	4
7	PasAvg	1
4	%HdInt	4
22	Sac/PP	1
2	1D/Gm	3
5	3D Eff	2
4	4D Eff	3
1	Pts/Gm	6

Key: Tyds/G -- Total Yards Per Game	%HdInt -- Percent Had Intercepted
Tyds/P -- Total Yards Per Play	Sac/PP -- Sacks Per Play
Rshyds/P -- Rush Yards Per Play	1D/Gm -- 1st Downs Allowed Per Game
RshAvg -- Rushing Average	3D Eff -- 3rd Down Efficiency
PsYd/G -- Passing Yards Per Game	4D Eff -- 4th Down Efficiency
PasAvg -- Passing Average	Pts/Gm -- Points Allowed Per Game



GAME 1 – Sunday, Sept. 7, 2003 **Steelers 34, Ravens 15 at Heinz Field**



Steelers QB Tommy Maddox threw for 260 yards and 3 TDs to lead Pittsburgh past Baltimore 34-15, spoiling Ravens QB Kyle Boller's debut. Boller, who became the 1st rookie QB to ever start for the Ravens, completed 22 of 43 passes for 152 yards and had 1 TD and 1 INT. The Steelers jumped out early, taking a 3-0 lead on their 1st drive, thanks to a 29-yard FG by K Jeff Reed. They would never trail. On Boller's 1st drive, he was intercepted by LB Kendrell Bell, which set up another Reed FG, this time from 31 yards. Late in the second quarter, Maddox led the Steelers on a 90-yard TD drive, which was capped by a 4-yard scoring pass to WR Hines Ward. The TD gave Pittsburgh a 13-0 advantage heading into the half. A quick Pittsburgh TD early in the third quarter – Maddox to TE Jay Riemersma for 20 yards – gave Pittsburgh a 20-0 advantage. Later in the quarter, RB Jamal Lewis, who churned out 69 yards on 15 carries, fumbled the ball deep in Ravens territory. On the very next play, Maddox linked up with Ward again for a TD, this time from 28 yards. Lewis later atoned for his fumble by rumbling into the end zone from 14 yards out to make the score 27-7. In the fourth quarter, Pittsburgh moved the ball down the field, and scored again when RB Amos Zereoue busted in from 8 yards out, making it 34-7. A Steelers' fumble set up the Ravens' final score, a 5-yard pass from Boller to WR Travis Taylor. Boller then hit Heap on a jump-ball pass for the 2-point conversion to make the final score 34-15.

Baltimore		0	0	7	8	-	15
Pittsburgh		6	7	14	7	-	34
Steelers 1	10:19	J. Reed kick 29 FG				10-69, 4:41	0-3
Steelers 1	4:01	J. Reed kick 31 FG				8-15, 3:21	0-6
Steelers 2	2:57	H. Ward 4 pass from T. Maddox (J. Reed kick)				8-90; 4:08	0-13
Steelers 3	9:49	J. Riemersma 20 pass from T. Maddox (J. Reed kick)				8-60, 3:28	0-20
Steelers 3	3:54	H. Ward 28 pass from T. Maddox (J. Reed kick)				1-28, 0:07	0-27
Ravens 3	1:56	J. Lewis 14 run (M. Stover kick)				3-80, 1:58	7-27
Steelers 4	9:01	A. Zereoue 8 run (J. Reed kick)				9-48, 3:59	7-34
Ravens 4	4:22	T. Taylor 5 pass from K. Boller (K. Boller-T. Heap pass)				3-2; 1:02	15-34

Team Statistics

	Ravens	Steelers
First Downs (total-rush-pass-penalty)	17-4-9-4	21-5-13-3
Total Yards – Plays – Average	231-68-3.4	339-65-5.2
Net Yards Rushing – Rushes – Average	88-23-3.8	98-33-3.0
Net Yards Passing – Times Thrown – Yds Lost – Gross Pass.	143-2-9-152	241-3-19-260
Passes Attempted – Completed – Intercepted	43-22-1	29-21-0
Punts / Number – Average	6-37.7	5-46.2
Penalties / Number – Yards	10-81	9-138
Fumbles / Number – Lost	4-1	2-1

Individual Statistics

Rushing	Baltimore:	J. Lewis 15-69-1-14LG; K. Boller 5-14-0-4LG; A. Ricard 2-6-0-6LG; C. Taylor 1-(-1)-0-(-1)LG
	Pittsburgh:	A. Zereoue 15-56-1-12LG; V. Haynes 11-18-0-7LG; J. Betts 4-14-0-11LG; D. Kreider 1-9-0-9LG; A. Randle EI 2-1-0-5LG
Receiving	Baltimore:	T. Heap 6-55-0-12LG; T. Taylor 5-33-1-9LG; T. Jones 3-21-0-8LG; C. Taylor 3-10-0-7LG; J. Lewis 2-4-0-4LG; M. Robinson 1-14-0-14LG; R. Johnson 1-12-0-12LG; A. Ricard 1-3-0-3LG
	Pittsburgh:	H. Ward 9-91-2-28LG; P. Burress 6-116-0-47LG; J. Riemersma 2-29-1-20LG; A. Randle EI 1-13-0-13LG; V. Haynes 1-9-0-9LG; J. Tuman 1-3-0-3LG; A. Zereoue 1-(-1)-0-(-1)LG
Passing	Baltimore:	K. Boller 43-22-152-1-1-14LG
	Pittsburgh:	T. Maddox 29-21-260-0-3-47LG; A. Randle EI 0-0-0-0-0-0LG
Interceptions	Baltimore:	None
	Pittsburgh:	K. Bell 1-42
Sacks	Baltimore:	P. Boulware 1-10; T. Suggs 1-7; A. Thomas 1-2
	Pittsburgh:	K. Van Oelhoffen 1-6; C. Haggans 1-3
Field Goal Attempts	Baltimore:	None
	Pittsburgh:	J. Reed; 29, 31
Attendance	63,157	
Record	Baltimore:	0-1
	Pittsburgh:	1-0



GAME 2 – Sunday, Sept. 14, 2003
Ravens 33, Browns 13 at M&T Bank Stadium



Ravens RB Jamal Lewis broke the NFL record for rushing yards in a game, churning out 295 yards and 2 TDs on 30 carries in Baltimore's 33-13 victory over Cleveland. Lewis also broke the team's single-game record, surpassing Priest Holmes' 227-yard day from 1998. On his 1st rush of the day, Lewis busted through the Browns' 8-man front for an 82-yard TD jaunt, setting the pace. Lewis broke loose for rushes of 63 and 48 yards en route to the record. After Lewis' 1st run, the defense shut down the Browns' offense. Cleveland went 3-and-out on its 1st drive, then saw RB William Green fumble the ball away on its 2nd possession. LB Ray Lewis recovered the ball near midfield, setting up a 20-yard FG by K Matt Stover. An INT thrown by Ravens QB Kyle Boller set up a 44-yard FG by Phil Dawson to narrow the lead to 10-3. Another long run by Lewis on the Ravens' next drive led to a 40-yard FG by Stover. Near the end of the half, Wade Richey boomed a 56-yard FG, a Ravens record, which extended the lead to 16-3. In the third, Dawson drilled a 35-yard FG and QB Kelly Holcomb connected with WR Kevin Johnson for a 4-yard TD pass to bring the Browns to within 3 points, but the Ravens pulled away in the fourth period. Lewis broke the record late in the quarter, then got to 295 on a drive that ended with a 21-yard FG by Stover. On the game's final play, S Ed Reed picked off Holcomb for the 2nd time and returned it 54 yards for a TD.

Cleveland	0	3	10	0	-	13
Baltimore	10	6	0	17	-	33
Ravens 1	14:01	J. Lewis 82 run (M. Stover kick)		2-83, 0:59		0-7
Ravens 1	1:57	M. Stover 20 FG		9-45, 3:40		0-10
Browns 2	6:32	P. Dawson 44 FG		4-3; 0:53		3-10
Ravens 2	5:23	M. Stover 40 FG		5-39, 1:09		3-13
Ravens 2	1:06	W. Richey 56 FG		7-8, 2:35		3-16
Browns 3	4:54	P. Dawson 35 FG		8-62, 4:00		6-16
Browns 3	0:36	K. Johnson 4 pass from K. Holcomb (P. Dawson kick)		5-22, 2:09		13-16
Ravens 4	14:49	J. Lewis 63 run (M. Stover kick)		2-69; 0:47		13-23
Ravens 4	1:58	M. Stover 21 FG		8-46, 3:27		13-26
Ravens 4	0:00	E. Reed 54 INT return (M. Stover kick)				13-33

Team Statistics

First Downs (total-rush-pass-penalty)	Browns	Ravens
Total Yards – Plays – Average	9-1-6-2	14-10-4-0
Net Yards Rushing – Rushes – Average	175-60-2.9	393-63-6.2
Net Yards Passing – Times Thrown – Yds Lost – Gross Pass.	60-20-3.0	343-41-8.4
Passes Attempted – Completed – Intercepted	115-3-32-147	50-4-28-78
Punts / Number – Average	37-17-2	18-7-1
Penalties / Number – Yards	8-40.8	4-40.5
Fumbles / Number – Lost	7-50	10-85
	2-1	4-2

Individual Statistics

Rushing	Cleveland:	W. Green 17-54-0-8LG; K. Holcomb 2-6-0-6LG; J. White 1-0-0-0LG
	Baltimore:	J. Lewis 30-295-2-82LG; A. Ricard 2-36-0-30LG; C. Taylor 5-8-0-5LG; K. Boller 3-3-0-3LG; T. Taylor 1-1-0-1LG
Receiving	Cleveland:	K. Johnson 6-34-1-8LG; D. Northcutt 5-62-0-27LG; Q. Morgan 2-18-0-13LG; Andre' Davis 1-13-0-13LG; J. White 1-8-0-8LG; W. Green 1-7-0-7LG; S. Heiden 1-5-0-5LG
	Baltimore:	T. Taylor 2-27-0-20LG; F. Sanders 1-25-0-25LG; M. Robinson 1-10-0-10LG; T. Heap 1-7-0-7LG; T. Jones 1-6-0-6LG; C. Taylor 1-3-0-3LG
Passing	Cleveland:	K. Holcomb 37-17-147-2-1-27LG
	Baltimore:	K. Boller 17-7-78-1-0-25LG; C. Redman 1-0-0-0-0-0LG
Interceptions	Cleveland:	E. Little 1-21
	Baltimore:	E. Reed 2-55
Sacks	Cleveland:	K. Lang 2-13; M. Word 1-8; TEAM 1-7
	Baltimore:	A. Thomas 1-13; T. Suggs 1-12; M. Douglas 1-7
Field Goal Attempts	Cleveland:	P. Dawson: 44, 35
	Baltimore:	M. Stover: 45WL, 20, 40, 21; W. Richey: 56
Attendance	69,473	
Record	Cleveland:	0-2
	Baltimore:	1-1



GAME 3 - Sunday, Sept. 21, 2003
Ravens 24, Chargers 10 at Qualcomm Stadium



A week after setting an NFL rushing record, RB Jamal Lewis was back at it again against the Chargers, running for 132 yards and a TD on 23 carries in the Ravens' 24-10 victory. Lewis wore down the Chargers' defensive front, exploding for 130 yards and the score, a 7-yard run, in the final 3 quarters. The effort gave him 427 yards over a 2-game span, good for 5th all time. The Ravens also got steady production out of rookie QB Kyle Boller, who completed 12 of 21 passes for 98 yards, 1 TD and 1 INT. San Diego opened the scoring with a 24-yard FG by K Steve Christie, which capped a 15-play, 72-yard drive that took 8:36 off the clock. The Ravens responded with a bit of fortune. FB Alan Ricard recovered a fumble by Lewis and sprinted 50 yards to the end zone, giving Baltimore a 7-3 advantage. The Ravens stretched the lead to 10-3 at the half on a 49-yard FG by K Matt Stover, despite giving up more than 200 yards in the first half. In the third quarter, Boller connected with TE Todd Heap on a 25-yard TD pass, increasing the lead to 17-3. On the next possession, rookie LB Terrell Suggs intercepted Chargers QB Drew Brees deep in San Diego territory, setting up Lewis' TD run. The Chargers got a late TD on a 2-yard run by RB LaDainian Tomlinson, but would get no closer. DBs Ed Reed and Gary Baxter also recorded INTs for the Ravens.

Baltimore	7	3	14	0	-	24
San Diego	3	0	0	7	-	10

Chargers	1	2:44	S. Christie kick 24 FG	15-72, 8:36	0-3
Ravens	1	1:31	A. Ricard 50 fumble recovery (M. Stover kick)	4-71, 1:13	7-3
Ravens	2	0:00	M. Stover kick 49 FG	7-29; 0:46	10-3
Ravens	3	3:00	T. Heap 25 pass from K. Boller (M. Stover kick)	6-72, 3:02	17-3
Ravens	3	1:18	J. Lewis 7 run (M. Stover kick)	2-14, 0:25	24-3
Chargers	4	9:06	L. Tomlinson 2 run (S. Christie kick)	15-77, 7:12	24-10

Team Statistics

	Ravens	Chargers
First Downs (total-rush-pass-penalty)	16-9-6-1	25-10-14-1
Total Yards - Plays - Average	249-54-4.6	389-76-5.1
Net Yards Rushing - Rushes - Average	152-32-4.8	132-30-4.4
Net Yards Passing - Times Thrown - Yds Lost - Gross Pass.	97-11-1-98	257-13-270
Passes Attempted - Completed - Intercepted	21-12-1	45-28-3
Punts / Number - Average	6-42.0	5-40.8
Penalties / Number - Yards	4-28	10-61
Fumbles / Number - Lost	1-0	0-0

Individual Statistics

Rushing	Baltimore:	J. Lewis 23-132-1-18LG; C. Taylor 3-12-0-7LG; T. Taylor 1-5-0-5LG; A. Ricard 2-3-0-3LG; K. Boller 3-0-0-2LG
	San Diego:	L. Tomlinson 23-105-1-17LG; T. Dwight 1-9-0-9LG; L. Neal 3-7-0-3LG; D. Boston 1-5-0-5LG; D. Brees 1-5-0-5LG; J. Chutkan 1-1-0-1LG

Receiving	Baltimore:	T. Heap 5-50-1-25LG; F. Sanders 2-20-0-14LG; T. Jones 2-11-0-6LG; J. Lewis 2-7-0-8LG; M. Robinson 1-10-0-10LG
	San Diego:	L. Tomlinson 8-51-0-14LG; D. Boston 6-91-0-40LG; E. Parker 4-40-0-13LG; J. Peelle 4-24-0-8LG; T. Dwight 3-33-0-17LG; L. Neal 2-13-0-9LG; K. Osgood 1-18-0-18LG

Passing	Baltimore:	K. Boller 21-12-98-1-1-25LG
	San Diego:	D. Brees 45-28-270-3-0-40LG

Interceptions	Baltimore:	E. Reed 1-27, T. Suggs 1-11, G. Baxter 1-0
	San Diego:	J. Wilson 1-(-2)

Sacks	Baltimore:	T. Suggs 1-13
	San Diego:	B. Leber 1-1

Field Goal Attempts	Baltimore:	M. Stover: 49
	San Diego:	S. Christie: 25, 50WL

Attendance	52,028
-------------------	--------

Record	Baltimore: 2-1
	San Diego: 0-3



GAME 4 – Sunday, Sept. 28, 2003
Chiefs 17, Ravens 10 at M&T Bank Stadium



Kansas City WR/KR Dante Hall returned a kickoff 97 yards for a tie-breaking TD, giving the Chiefs an emotional 17-10 victory at M&T Bank Stadium. Hall followed a wall of blockers up the left side of the field, found a crease, and was gone. It was his 3rd-straight game with a return for a TD, an NFL record. Before the special teams breakdown, the Ravens had played arguably the best team in the NFL down for down. RB Jamal Lewis set a team record by going over the 100-yard mark for the 3rd-consecutive game. Lewis rushed for 115 yards on 26 carries, giving him a league-best 611 on the season. Rookie QB Kyle Boller completed 15 of 26 passes for 140 yards, but threw 3 INTs. Chiefs K Morten Andersen provided the only scoring of the half, nailing a 46-yard FG midway through the second quarter. The Ravens had a chance to forge ahead on the 1st possession of the third quarter. RB Chester Taylor rumbled 32 yards, a career best, to set up first-and-goal from the 1. On the next play, Lewis went over the top and into the end zone, but the score was called back on a Terry Jones Jr. holding penalty. The Ravens managed a 29-yard FG by Matt Stover, making the score 3-3. On the Chiefs' next drive, they drove down the field and scored their only offensive TD of the day when QB Trent Green found TE Tony Gonzalez on a 1-yard pass. The Ravens tied the game at 10-10 in the fourth quarter, as Lewis leapt into the end zone from 1 yard out, but on the ensuing kickoff, with 5 minutes remaining, Hall went the distance.

Kansas City	0	3	7	7	-	17
Baltimore	0	0	3	7	-	10
Chiefs 2	3:23	M. Andersen kick 46 FG				10-45, 4:54 3-0
Ravens 3	10:01	M. Stover kick 29 FG				10-67, 4:59 3-3
Chiefs 3	5:43	T. Gonzalez 1 pass from T. Green (M. Andersen kick)				7-76, 4:18 10-3
Ravens 4	5:27	J. Lewis 1 run (M. Stover kick)				9-44, 5:15 10-10
Chiefs 4	5:08	D. Hall 97 kickoff return (M. Andersen kick)				0-0, 0:19 17-10

Team Statistics

	Chiefs	Ravens
First Downs (total-rush-pass-penalty)	15-5-10-0	22-13-7-2
Total Yards – Plays – Average	265-59-4.5	326-65-5.0
Net Yards Rushing – Rushes – Average	129-28-4.6	202-36-5.6
Net Yards Passing – Times Thrown – Yds Lost – Gross Pass.	136-3-23-159	124-3-16-140
Passes Attempted – Completed – Intercepted	28-17-0	26-15-3
Punts / Number – Average	9-35.8	5-40.8
Penalties / Number – Yards	4-26	4-30
Fumbles / Number – Lost	1-0	1-1

Individual Statistics

Rushing	Kansas City:	P. Holmes 22-90-0-14LG; J. Morton 1-36-0-36LG; T. Green 2-4-0-4LG; T. Richardson 1-4-0-4LG; D. Hall 2-(-5)-0-7LG
	Baltimore:	J. Lewis 26-115-1-17LG; C. Taylor 5-47-0-32LG; T. Taylor 1-16-0-16LG; K. Boller 3-15-0-15LG; T. Heap 1-9-0-9LG
Receiving	Kansas City:	J. Morton 5-73-0-19LG; P. Holmes 4-13-0-15LG; T. Gonzalez 3-13-1-8LG; E. Kennison 2-27-0-17LG; T. Richardson 2-18-0-11LG; J. Dunn 1-15-0-15LG
	Baltimore:	T. Heap 4-48-0-32LG; J. Lewis 4-44-0-26LG; T. Taylor 4-30-0-10LG; M. Robinson 1-9-0-9LG; C. Taylor 1-8-0-8LG; A. Ricard 1-1-0-1LG
Passing	Kansas City:	T. Green 28-17-159-0-1-19LG
	Baltimore:	K. Boller 26-15-140-3-0-32LG
Interceptions	Kansas City:	D. McCleon 2-0; G. Wesley 1-0
	Baltimore:	None
Sacks	Kansas City:	G. Stills 1-11; R. Sims 1-5; S. Fujita 1-0
	Baltimore:	E. Reed 1-12; T. Suggs 1-7; K. Gregg 1-4
Field Goal Attempts	Kansas City:	M. Andersen: 46
	Baltimore:	M. Stover: 29
Attendance	69,459	
Record	Kansas City:	4-0
	Baltimore:	2-2



GAME 5 – Sunday, Oct. 12, 2003
Ravens 26, Cardinals 18 at Sun Devil Stadium



CB Chris McAlister and S Ed Reed combined to intercept their old teammate, Jeff Blake, 3 times – with McAlister returning 1 pick 83 yards for a TD – to lead the Ravens past the Cardinals, 26-18, at Sun Devil Stadium. McAlister recorded his 1st 2 INTs of the season against Blake, who started 10 games for the Ravens last year, and Reed collected his 4th pick of the year. But Reed's crowning moment came not in the defensive backfield, but during a heart-stopping 10 seconds on special teams. With the Ravens clinging to a 9-7 lead late in the first half, Reed blocked Scott Player's punt, scooped it up and ran 22 yards for a TD to give the Ravens a 16-7 lead. Despite rushing for a combined 213 yards – including 131 on 21 carries by Jamal Lewis – the offense had to rely on defense and special teams for all of the scoring. The team had 4 trips into the red zone, and each time, it settled for a Matt Stover FG. Stover connected from 31, 22, 29 and 37 yards to give the Ravens just enough offense to hold off a late Arizona charge. Blake opened the game's scoring when he led the Cardinals 74 yards to the end zone in just over 4 minutes, capped by a 14-yard TD pass to Bryan Gilmore. The defense settled down immediately, holding the Cardinals to just 246 yards in the game's final 56 minutes. Arizona's K Tim Duncan kicked a 46-yard FG in the second half, and Blake connected with TR Freddie Jones on a 12-yard TD pass late in the game, but it was not enough to overcome the Ravens.

Baltimore		3		13		7		3		–		26
Arizona		7		3		0		8		–		18
Cardinals	1	10:59	B. Gilmore 14 pass from J. Blake (T. Duncan kick)					6-74, 4:01				0-7
Ravens	1	4:16	M. Stover kick 31 FG					12-56, 6:43				3-7
Ravens	2	7:20	M. Stover kick 22 FG					9-31, 4:33				6-7
Ravens	2	3:11	M. Stover kick 29 FG					6-53, 2:26				9-7
Ravens	2	1:47	E. Reed 22 return of blocked punt (M. Stover kick)									16-7
Cardinals	2	0:02	T. Duncan kick 46 FG					6-15, 1:45				16-10
Ravens	3	4:03	C. McAlister 83 INT return (M. Stover kick)									23-10
Ravens	4	11:17	M. Stover kick 37 FG					11-38, 5:35				26-10
Cardinals	4	0:15	F. Jones 12 pass from J. Blake (J. Blake run)					9-82, 1:39				26-18

Team Statistics

	Ravens	Cardinals
First Downs (total-rush-pass-penalty)	13-8-4-1	16-6-9-1
Total Yards – Plays – Average	285-57-5.0	320-58-5.5
Net Yards Rushing – Rushes – Average	213-38-5.6	90-20-4.5
Net Yards Passing – Times Thrown – Yds Lost – Gross Pass.	72-1-3-75	230-2-17-247
Passes Attempted – Completed – Intercepted	18-9-0	36-22-3
Punts / Number – Average	4-41.5	4-36.5
Penalties / Number – Yards	6-55	5-35
Fumbles / Number – Lost	0-0	2-0

Individual Statistics

Rushing	Baltimore:	J. Lewis 21-131-0-52LG; C. Taylor 10-45-0-14LG; T. Taylor 3-29-0-16LG; K. Boller 2-5-0-4LG; A. Ricard 2-3-0-2LG
	Arizona:	M. Shipp 14-61-0-17LG; J. Blake 4-29-0-17LG; D. Anderson 1-4-0-4LG; K. Kasper 1-(-4)-0-(-4)LG
Receiving	Baltimore:	C. Taylor 3-25-0-10LG; T. Taylor 2-17-0-9LG; T. Jones 1-17-0-17LG; M. Robinson 1-7-0-7LG; F. Sanders 1-7-0-7LG; T. Heap 1-2-0-2LG
	Arizona:	F. Jones 7-60-1-14LG; A. Boldin 6-95-0-31LG; M. Shipp 5-47-0-34LG; N. Poole 2-22-0-16LG; B. Gilmore 1-14-1-14LG; J. Hodgins 1-9-0-9LG
Passing	Baltimore:	K. Boller 18-9-75-0-0-17LG
	Arizona:	J. Blake 36-22-247-3-2-34LG
Interceptions	Baltimore:	C. McAlister 2-87, E. Reed 1-33
	Arizona:	None
Sacks	Baltimore:	M. Douglas 1-11, K. Gregg 1-6
	Arizona:	B. Tanner 1-3
Field Goal Attempts	Baltimore:	M. Stover: 31, 22, 29, 37
	Arizona:	T. Duncan: 46
Attendance	24,193	
Record	Baltimore:	3-2
	Arizona:	1-5



GAME 6 – Sunday, Oct. 19, 2003
Bengals 34, Ravens 26 at Paul Brown Stadium



The Bengals converted 3 first half Ravens turnovers into 17 points and held off a late rally to beat Baltimore 34-26. QB Kyle Boller threw for 302 yards, TE Todd Heap (7 catches for 129 yards) and WR Travis Taylor (138 yards and 2 TDs) all had season highs, and RB Jamal Lewis rushed for 100 yards for the 5th-straight game, but the Ravens could not overcome a 24-7 halftime deficit. Baltimore jumped out to a 7-0 lead on the game's opening possession, as Boller found Taylor on a 19-yard TD pass less than 5 minutes into the contest. On the Ravens' next possession, Boller fumbled the ball near midfield, and Cincinnati recovered. QB Jon Kitna then connected with TE Matt Schobel for a 45-yard TD pass. Boller lost the handle again on the Ravens' next drive deep in Ravens territory, which the Bengals capitalized with a 2-yard TD run by RB Corey Dillon. The Bengals stretched the lead to 21-7 when Kitna found WR Chad Johnson on an 82-yard TD pass that was deflected by S Ed Reed. The Bengals added a 44-yard FG by K Shayne Graham after a Boller INT late in the first half. On the 1st drive of the third quarter, Graham added another FG that opened up a 20-point advantage. The Ravens broke the Bengals' scoring streak when K Matt Stover chipped in a 25-yard FG in the third quarter. Kitna later connected with WR Peter Warrick for a 21-yard TD that stretched the lead to 34-10. The Ravens made the score close with 2 late TDs. Boller hooked up with Taylor on a 73-yard bomb, and RB Chester Taylor plunged in from 2 yards out. Heap was on the receiving end of a pair of 2-point conversions, but the team's last chance faded when an onside kick attempt failed late in the fourth quarter.

Baltimore	7	0	16	26
Cincinnati	14	10	3	34

Ravens	1	10:15	T. Taylor 19 pass from K. Boller (M. Stover kick)	8-78, 4:45	7-0
Bengals	1	6:47	M. Schobel 45 pass from J. Kitna (S. Graham kick)	3-47, 0:53	7-7
Bengals	1	4:11	C. Dillon 2 run (S. Graham kick)	4-15, 1:41	7-14
Bengals	2	14:40	C. Johnson 82 pass from J. Kitna (S. Graham kick)	1-82, 0:12	7-21
Bengals	2	6:24	S. Graham kick 44 FG	6-20, 2:27	7-24
Bengals	3	8:51	S. Graham kick 37 FG	12-72, 6:09	7-27
Ravens	3	5:04	M. Stover kick 25 FG	9-63, 3:47	10-27
Bengals	4	14:53	P. Warrick 21 pass from J. Kitna (S. Graham kick)	10-83, 5:11	10-34
Ravens	4	14:29	T. Taylor 73 pass from K. Boller (K. Boller-T. Heap pass)	2-73, 0:24	18-34
Ravens	4	1:16	C. Taylor 2 run (K. Boller-T. Heap pass)	10-83, 3:48	26-34

Team Statistics

	Ravens	Bengals
First Downs (total-rush-pass-penalty)	21-5-11-5	17-4-10-3
Total Yards – Plays – Average	391-59-6.6	303-59-5.1
Net Yards Rushing – Rushes – Average	110-29-3.8	59-28-2.1
Net Yards Passing – Times Thrown – Yds Lost – Gross Pass.	281-3-21-302	244-4-30-274
Passes Attempted – Completed – Intercepted	27-15-1	27-16-0
Punts / Number – Average	5-39.8	5-45.8
Penalties / Number – Yards	13-113	8-65
Fumbles / Number – Lost	4-2	2-0

Individual Statistics

Rushing	Baltimore:	J. Lewis 19-101-0-35LG; C. Taylor 5-10-1-6LG;
	Cincinnati:	T. Taylor 1-1-0-1LG; K. Boller 4-(-2)-0-5LG
		C. Dillon 18-39-1-9LG; J. Kitna 4-7-0-11LG;
		Ru. Johnson 3-5-0-3LG; B. Bennett 2-5-0-5LG;P. Warrick 1-3-0-3LG

Receiving	Baltimore:	T. Heap 7-129-0-31LG; T. Taylor 4-138-2-73LG; T. Jones 1-15-0-15LG
	Cincinnati:	F. Sanders 1-8-0-8LG; J. Lewis 1-8-0-8LG; A. Ricard 1-4-0-4LG
		C. Johnson 5-130-1-82LG; P. Warrick 4-43-1-21LG;
		M. Schobel 2-62-1-45LG; C. Dillon 2-16-0-14LG;
		T. Stewart 1-17-0-17LG; J. Johnson 1-5-0-5LG; R. Kelly 1-1-0-1LG

Passing	Baltimore:	K. Boller 27-15-302-1-2-73LG
	Cincinnati:	J. Kitna 27-16-274-0-3-82LG

Interceptions	Baltimore:	None
	Cincinnati:	T. James 1-31

Sacks	Baltimore:	E. Hartwell 2-16, A. Weaver 2-14
	Cincinnati:	B. Simmons 1-8, K. Kaesviharn 1-8, C. Powell .5-2.5, R. Beckett .5-2.5

Field Goal Attempts	Baltimore:	M. Stover: 25
	Cincinnati:	S. Graham: 44, 37

Attendance	53,553
-------------------	--------

Record	Baltimore:	3-3
	Cincinnati:	2-4



GAME 7 – Sunday, Oct. 26, 2003
Ravens 26, Broncos 6 at M&T Bank Stadium



With Baltimore leading by 3 points midway through the fourth quarter, LB Ray Lewis intercepted a pass thrown by Broncos QB Danny Kanell to propel the Ravens to a 26-6 victory over Denver. The win, in front of a then-record crowd of 69,721 at M&T Bank Stadium, lifted Baltimore to 4-3 on the year and kept the team in firm control of its playoff destiny. The INT was the 15th of Lewis's career and it capped an utterly dominant defensive effort. The Broncos generated just 194 yards of offense, turned the ball over twice, and did not get into the end zone. Ravens RB Jamal Lewis topped the 100-yard mark for the 6th-straight game and for the 18th time (including postseason) of his career. Lewis went for 134 yards on a career-high 32 carries, including a 28-yard TD run with less than 2 minutes remaining that capped a 26-3 stretch to end the game. Denver staked to an early 3-0 lead when K Jason Elam booted a 28-yard FG in the first quarter. The Ravens responded with 3 K Matt Stover FGs in the second quarter – from 25, 39 (300th of his career) and 22 yards – to take a 9-3 halftime lead. Elam again connected from 22 yards midway through the third quarter, but thanks to the Ravens' defense, that was as close as the Broncos would get. Ray Lewis's INT set up a 5-yard TD pass from QB Kyle Boller to TE Terry Jones Jr. Stover added another FG (29 yards), then an INT by DB Gary Baxter set up Jamal Lewis's TD run. Boller completed 15 of 27 passes for 137 yards and did not throw an INT.

Denver	3	0	3	0	-	6
Baltimore	0	9	0	17	-	26
Broncos	1	5:31	J. Elam kick 28 FG	9-55, 4:48	3-0	
Ravens	2	10:40	M. Stover kick 25 FG	11-41, 5:27	3-3	
Ravens	2	7:41	M. Stover kick 39 FG	7-19, 2:01	3-6	
Ravens	2	0:00	M. Stover kick 22 FG	14-55, 6:06	3-9	
Broncos	3	7:10	J. Elam kick 22 FG	11-58, 5:48	6-9	
Ravens	4	7:35	T. Jones 5 pass from K. Boller (M. Stover kick)	4-20, 2:05	6-16	
Ravens	4	3:00	M. Stover kick 29 FG	4-3, 1:03	6-19	
Ravens	4	1:56	J. Lewis 28 run (M. Stover kick)	1-28, 0:07	6-26	

Team Statistics

	Broncos	Ravens
First Downs (total-rush-pass-penalty)	12-6-4-2	16-5-9-2
Total Yards – Plays – Average	194-60-3.2	277-66-4.2
Net Yards Rushing – Rushes – Average	104-27-3.9	151-37-4.1
Net Yards Passing – Times Thrown – Yds Lost – Gross Pass.	90-2-24-114	126-2-11-137
Passes Attempted – Completed – Intercepted	31-16-2	27-15-0
Punts / Number – Average	5-38.0	5-41.2
Penalties / Number – Yards	7-49	9-62
Fumbles / Number – Lost	2-0	1-0

Individual Statistics

Rushing	Denver:	C. Portis 22-86-0-17LG; R. Smith 2-9-0-7LG; D. Kanell 2-9-0-9LG M. Anderson 1-0-0-0LG
	Baltimore:	J. Lewis 32-134-1-28LG; K. Boller 3-11-0-5LG; C. Taylor 2-6-0-4LG
Receiving	Denver:	C. Portis 6-29-0-7LG; R. Smith 4-23-0-7LG; A. Lelie 3-28-0-13LG S. Sharpe 2-15-0-11LG; D. Carswell 1-19-0-19LG
	Baltimore:	T. Heap 3-54-0-33LG; J. Lewis 3-28-0-11LG; F. Sanders 3-21-0-9LG C. Taylor 2-10-0-8LG; T. Jones 2-9-1-5LG; A. Ricard 1-10-0-10LG; T. Taylor 1-5-0-5LG
Passing	Denver:	D. Kanell 31-16-114-2-0-19LG
	Baltimore:	K. Boller 27-15-137-0-1-33LG
Interceptions	Denver:	None
	Baltimore:	R. Lewis 1-37; G. Baxter 1-34
Sacks	Denver:	A. Wilson 1-5; B. Berry .5-3; R. Hayward .5-3
	Baltimore:	P. Boulware 2-24
Field Goal Attempts	Denver:	J. Elam: 28, 22
	Baltimore:	M. Stover: 45WR, 25, 39, 22, 29
Attendance	69,721	
Record	Denver:	5-3
	Baltimore:	4-3



GAME 8 – Sunday, Nov. 2, 2003 **Ravens 24, Jaguars 17 at M&T Bank Stadium**



Four Ravens sacks resulted in 2 turnovers and 11 points, spurring the AFC North-leading Ravens past Jacksonville, 24-17, in front of 69,486 at M&T Bank Stadium. Early in the fourth quarter of a 3-point game, Ravens DE Anthony Weaver sacked Jacksonville QB Byron Leftwich and recovered the fumble he caused to set up a FG. On the Jaguars' next drive, LB Peter Boulware caused Leftwich to lose the grip, and CB Tom Knight scooped up the ball. Four plays later, RB Chester Taylor rumbled 29 yards to the end zone and gave the Ravens (5-3) a 2-TD lead, which was enough for their 3rd victory in 4 games. The Jaguars were driving, down a TD with less than a minute to play, but LB Ray Lewis sealed the game with his 2nd INT in as many weeks. The Ravens opened the scoring in the game's 2nd minute. TE Todd Heap caught a 33-yard TD pass in the middle of the field. QB Kyle Boller, who was 3-for-3 for 58 yards on the drive, split 3 defenders to place the ball in Heap's hands. After shutting out the Jaguars in the first quarter, Jacksonville moved inside the Ravens' 10 and looked poised to tie the game. However, the Ravens' defense held and the Jaguars had to settle for a 24-yard FG by K. Seth Marler to make the score 7-3. It stayed that way until early in the third quarter, when Ravens K Matt Stover drilled his 1st of 3 FGs of the day, from 23 yards out. While dropping back late in the third quarter, Boller lost the ball when he brushed against FB Alan Ricard. LB Akin Ayodele scooped it up at the 15 and ran into the end zone to tie the game at 10-10. Stover added 2 more FGs – from 32 and 23 yards – and Taylor's TD was enough to put the Ravens at 5-3 at the season's mid-point.

Jacksonville	0	3	7	7	–	17
Baltimore	7	0	6	11	–	24
Ravens	1	13:34	T. Heap 33 pass from K. Boller (M. Stover kick)			0-7
Jaguars	2	13:39	S. Marler kick 24 FG			14-83, 8:18
Ravens	3	9:57	M. Stover kick 23 FG			7-52, 3:00
Jaguars	3	3:28	A. Ayodele 15 fumble return (S. Marler kick)			10-10
Ravens	3	0:18	M. Stover kick 32 FG			8-27, 3:10
Ravens	4	10:30	M. Stover kick 23 FG			7-20, 4:23
Ravens	4	7:33	C. Taylor 29 run (K. Boller-T. Heap pass)			3-27, 1:25
Jaguars	4	3:11	D. Allen 5 pass from B. Leftwich (S. Marler kick)			12-73, 4:22

Team Statistics

	Jaguars	Ravens
First Downs (total-rush-pass-penalty)	20-6-13-1	9-4-5-0
Total Yards – Plays – Average	320-71-4.5	259-53-4.9
Net Yards Rushing – Rushes – Average	134-33-4.1	103-30-3.4
Net Yards Passing – Times Thrown – Yds Lost – Gross Pass.	186-4-22-208	156-0-0-156
Passes Attempted – Completed – Intercepted	34-22-1	23-10-1
Punts / Number – Average	7-44.1	5-46.8
Penalties / Number – Yards	7-52	7-40
Fumbles / Number – Lost	4-2	1-1

Individual Statistics

Rushing	Jacksonville:	F. Taylor 22-78-0-15LG; L. Toefield 6-28-0-18LG; C. Fuamatu-Ma'afala 4-24-0-15LG; T. Edwards 1-4-0-4LG
	Baltimore:	J. Lewis 21-68-0-10LG; C. Taylor 2-33-1-29LG; K. Boller 6-4-0-3LG; T. Taylor 1-(-2)-0-(-2)LG
Receiving	Jacksonville:	F. Taylor 6-30-0-8LG; J. Smith 5-72-0-27LG; T. Edwards 4-58-0-18LG; D. Allen 3-20-1-11LG C. Hankton 2-8-0-5LG; K. Brady 1-11-0-11LG; M. Edwards 1-9-0-9LG
	Baltimore:	T. Taylor 3-64-0-47LG; T. Heap 2-53-1-33LG; J. Lewis 2-15-0-8LG; T. Jones 1-17-0-17LG; M. Robinson 1-5-0-5LG; A. Ricard 1-2-0-2LG
Passing	Jacksonville:	B. Leftwich 34-22-208-1-1-27LG
	Baltimore:	K. Boller 23-10-156-1-1-47LG
Interceptions	Jacksonville:	M. Peterson 1-0
	Baltimore:	R. Lewis 1-0
Sacks	Jacksonville:	None
	Baltimore:	T. Suggs 1-10; A. Weaver 1-7; C. Brown 1-5; P. Boulware 1-0
Field Goal Attempts	Jacksonville:	S. Marler: 24
	Baltimore:	M. Stover: 23, 32, 23
Attendance	69,486	
Record	Jacksonville:	1-7
	Baltimore:	5-3



GAME 9 – Sunday, Nov. 9, 2003 **Rams 33, Ravens 22 at Edward Jones Dome**



The Ravens turned the ball over 7 times, gave up 7 sacks and lost starting QB Kyle Boller to a sprained knee in the 33-22 loss to St. Louis. Boller led the Ravens back from an early 14-0 deficit to pull the team within 2 points at the half, but never returned from the locker room with the injury. The Ravens turned to backup Chris Redman, but the offense scored 3 points, gained 61 yards and produced 5 1st downs in the second half. The Rams tallied the lowest total yards (121) of a team to score 30 or more points in league history. Boller threw an INT on the game's 1st drive, which set up a 5-yard TD run by RB Marshall Faulk. A 44-yard punt return by St. Louis WR Dane Looker set up a 2nd TD dive by Faulk, this time from 1 yard out. The Ravens got on the board with 2 FGs from Matt Stover – from 41 and 35 yards – and RB Jamal Lewis rumbled into the end zone from 2 yards out, but the 2-point conversion failed. Baltimore was on the verge of going ahead in the second quarter, when Boller lost the handle and S Adam Archuleta raced to the end zone. But Boller rallied the team again, connecting with Taylor for 25 yards to set up the Ravens at the St. Louis 4. Boller then connected with LT Jonathan Ogden on a 1-yard TD pass make the score 21-19. It was Ogden's 2nd-career touchdown, his 1st since December of his rookie year, and it gave the Ravens the momentum heading into halftime. However, the Rams forced 4 turnovers, recorded 5 sacks and allowed just 1 FG in the final 30 minutes. And while St. Louis' offense remained in neutral, the Rams turned great second-half field position into FGs by K Jeff Wilkins (49, 46, 48 and 27 yards). It was more than enough to lift the Rams to their 11th straight victory at home.

Baltimore		3	16	3	0	22
St. Louis		14	7	0	12	33
Rams	1	11:12	M. Faulk 5 run (J. Wilkins kick)		4-36, 1:38	0-7
Rams	1	9:28	M. Faulk 1 run (J. Wilkins kick)		1-1, 0:03	0-14
Ravens	1	5:23	M. Stover 41 FG		4-8, 1:50	3-14
Ravens	2	10:11	M. Stover 25 FG		8-26, 3:50	6-14
Ravens	2	6:43	J. Lewis 2 run (pass failed)		5-45, 2:22	12-14
Rams	2	4:44	A. Archuleta 45 fumble return (J. Wilkins kick)			12-21
Ravens	2	1:19	J. Ogden 1 pass from K. Boller (M. Stover kick)		10-80, 3:25	19-21
Ravens	3	10:22	M. Stover 41 FG		4-5, 1:11	22-21
Rams	4	14:52	J. Wilkins 49 FG		7-32, 2:02	22-24
Rams	4	9:08	J. Wilkins 46 FG		4-8, 2:05	22-27
Rams	4	5:25	J. Wilkins 48 FG		4-4, 2:29	22-30
Rams	4	1:41	J. Wilkins 27 FG		7-26, 1:58	22-33

Team Statistics

	Ravens	Rams
First Downs (total-rush-pass-penalty)	16-5-10-1	7-4-3-0
Total Yards – Plays – Average	267-78-3.4	121-51-2.4
Net Yards Rushing – Rushes – Average	145-38-3.8	47-21-2.2
Net Yards Passing – Times Thrown – Yds Lost – Gross Pass.	122-7-48-170	74-4-36-110
Passes Attempted – Completed – Intercepted	33-17-3	26-13-2
Punts / Number – Average	6-40.7	7-43.9
Penalties / Number – Yards	10-80	7-75
Fumbles / Number – Lost	5-4	2-2

Individual Statistics

Rushing	Baltimore:	J. Lewis 27-111-1-23LG; C. Taylor 4-18-0-6LG; T. Heap 1-5-0-5LG C. Redman 2-4-0-4LG; A. Ricard 2-4-0-3LG; K. Boller 1-2-0-2LG; T. Taylor 1-1-0-1LG
	St. Louis:	M. Faulk 20-48-2-16LG; M. Bulger 1-(-1)-0-(-1)LG
Receiving	Baltimore:	T. Heap 6-49-0-14LG; C. Taylor 3-10-0-7LG; T. Taylor 2-65-0-40LG J. Lewis 2-22-0-16LG; F. Sanders 1-10-0-10LG; M. Robinson 1-8-0-8LG; T. Jones 1-5-0-5LG; J. Ogden 1-1-1-1LG
	St. Louis:	T. Holt 3-38-0-24LG; D. Looker 3-38-0-24LG; M. Faulk 3-6-0-3LG B. Manumaleuna 2-15-0-10LG; I. Bruce 2-13-0-8LG
Passing	Baltimore:	K. Boller 21-10-112-1-1-40LG; C. Redman 12-7-58-2-0-16LG
	St. Louis:	M. Bulger 26-13-110-2-0-24LG
Interceptions	Baltimore:	R. Lewis 1-18; E. Reed 1-0
	St. Louis:	J. Butler 2-59; T. Polley 1-22
Sacks	Baltimore:	A. Weaver 2-17; P. Boulware 1-9; R. Lewis .5-5; T. Knight .5-5
	St. Louis:	T. Jackson 2-15; R. Thomas 1-10; A. Archuleta 1-8; B. Young 1-7; B. Fisher 1-6; G. Wistrom 1-2
Field Goal Attempts	Baltimore:	M. Stover: 41, 25, 41
	St. Louis:	J. Wilkins: 49, 46, 48, 27
Attendance	56,085	
Record	Baltimore:	5-4
	St. Louis:	6-3



GAME 10 – Sunday, Nov. 16, 2003 **Dolphins, Ravens 6 (OT) at Pro Player Stadium**



Three Ravens turnovers – including a fumble by RB Jamal Lewis in overtime – led to 2 Miami scores, as the host Dolphins outlasted Baltimore 9-6 in a game that featured nearly as many Ravens penalties (10) as 1st downs (13). Lewis lost the ball at the Ravens' 33-yard line, setting up K Olindo Mare's game-winning FG from 43 yards to hand the Ravens their 2nd-straight defeat. The miscues overshadowed another dominant defensive effort by the Ravens. They allowed just 267 total yards and kept the Dolphins out of the end zone. After a scoreless first quarter, Ravens QB Anthony Wright, making his 1st start in 2 years, threw the 1st of 2 INTs. CB Sam Madison picked off Wright's deep effort to WR Marcus Robinson, setting up a 23-yard Mare FG. On the ensuing kickoff, returner Lamont Brightful took it 73 yards to the Miami 15-yard line. However, the Ravens went 3-and-out, and K Matt Stover tied the game with a 39-yard FG. The rest of the game was a battle of field position, with the Dolphins staking to a 6-3 lead in the third quarter when Mare knocked through a 52-yarder. Stover tied the game in the fourth period with a 45-yard FG. S Ed Reed logged a late INT in Miami territory, but another INT by Wright prevented the Ravens from taking advantage.

Baltimore	0	3	0	3	0	6
Miami	0	3	3	0	3	9
Dolphins	2	11:12	O. Mare kick 23 FG		7-18, 3:19	0-3
Ravens	2	10:10	M. Stover kick 39 FG		4-(-6), 1:02	3-3
Dolphins	3	3:07	O. Mare kick 52 FG		8-47, 4:06	3-6
Ravens	4	7:42	M. Stover kick 45 FG		13-60, 7:10	6-6
Dolphins	5	8:48	O. Mare kick 43 FG		4-8, 1:49	6-9

Team Statistics

	Ravens	Dolphins
First Downs (total-rush-pass-penalty)	13-6-6-1	19-9-7-3
Total Yards – Plays – Average	220-60-3.7	267-74-3.6
Net Yards Rushing – Rushes – Average	118-32-3.7	141-42-3.4
Net Yards Passing – Times Thrown – Yds Lost – Gross Pass.	102-3-10-126	126-0-0-126
Passes Attempted – Completed – Intercepted	25-14-2	32-13-1
Punts / Number – Average	7-46.6	7-37.7
Penalties / Number – Yards	10-88	5-50
Fumbles / Number – Lost	1-1	0-0

Individual Statistics

Rushing	Baltimore:	J. Lewis 26-88-0-19LG; C. Taylor 4-19-0-6LG; A. Wright 2-11-0-7LG
	Miami:	R. Williams 36-105-0-16LG; T. Minor 5-30-0-26LG; B. Griese 1-6-0-6LG
Receiving	Baltimore:	T. Heap 8-64-0-18LG; C. Taylor 3-24-0-13LG; M. Robinson 2-13-0-7LG; T. Taylor 1-11-0-11LG
	Miami:	C. Chambers 4-34-0-16LG; R. Konrad 3-43-0-17LG; R. Williams 3-24-0-9LG; D. Thompson 1-10-0-10LG; R. McMichael 1-9-0-9LG; J. McKnight 1-6-0-6LG
Passing	Baltimore:	A. Wright 25-14-112-2-0-18LG
	Miami:	B. Griese 32-13-126-1-0-17LG
Interceptions	Baltimore:	E. Reed 1-10
	Miami:	S. Madison 1-36; S. Knight 1-17
Sacks	Baltimore:	None
	Miami:	J. Taylor 1-7; A. Ogunleye 1-2; J. Seau 1-1
Field Goal Attempts	Baltimore:	M. Stover: 39, 45
	Miami:	O. Mare: 23, 52, 48WR, 43
Attendance	73,333	
Record	Baltimore:	5-5
	Miami:	6-4



GAME 11 – Sunday, Nov. 23, 2003 **Ravens 44, Seahawks 41 (OT) at M&T Bank Stadium**



QB Anthony Wright led Baltimore back from a 17-point fourth-quarter deficit to tie the game in regulation and set up Matt Stover's 42-yard FG in overtime that lifted Baltimore to an epic 44-41 victory over Seattle. Wright, who completed 20 of 37 passes for a career-high 319 yards and 4 TDs, put the team on his back and carried it to 3 scores over an 11-minute span. At the 2-minute warning, the Ravens trailed 41-31, and faced 4th-and-28 at their own 35. Wright launched a pass that bounced off the hands of WR Marcus Robinson – only to end up in the grasp of teammate Frank Sanders for 44 yards. Four plays later, Wright hooked up with Robinson in the end zone for the 4th time of the day. Robinson had TD catches of 13, 50, 25 and 9 yards, and finished with 7 catches for 131 yards. The Ravens trailed 41-38 with 1 minute, 12 seconds remaining, and when their onside kick failed, it looked like it was over. But the Ravens held on 3 straight runs, setting up 4th-and-inches with 44 seconds remaining. Instead of punting the ball, Seattle coach Mike Holmgren sent QB Matt Hasselbeck on a keeper. Big Orlando Brown, an OT who plays on the defensive line in goal-line sets, and DE Marques Douglas stopped Hasselbeck short of the marker. Baltimore moved quickly into FG range thanks to a pass interference call on CB Marcus Trufant, setting up a 40-yard kick by Stover on the last play of regulation. In overtime, the Ravens' defense stopped Seattle on its 1st possession, and Wright put the team in position for Stover's game-winning kick. RB Jamal Lewis had 117 yards on 26 carries and 6 catches for 43 more. SS Ed Reed blocked a punt for a TD to start the Ravens' fourth-quarter comeback.

Seattle		0	17	17	7	0	41
Baltimore		0	3	21	17	3	44
Seahawks	2	11:49	J. Brown kick 45 FG			10-53, 4:25	3-0
Ravens	2	3:32	M. Stover kick 21 FG			4-0, 1:28	3-3
Seahawks	2	0:23	D. Jackson 2 pass from M. Hasselbeck (J. Brown kick)			13-80, 3:09	10-3
Seahawks	2	0:01	B. Engram 10 pass from M. Hasselbeck (J. Brown kick)			1-10, 0:07	17-3
Ravens	3	12:07	M. Robinson 13 pass from A. Wright (M. Stover kick)			6-71, 2:53	17-10
Seahawks	3	10:38	K. Robinson 38 pass from M. Hasselbeck (J. Brown kick)			3-56, 1:29	24-10
Seahawks	3	7:59	J. Brown kick 46 FG			4-2, 1:21	27-10
Ravens	3	5:26	M. Robinson 50 pass from A. Wright (M. Stover kick)			5-65, 2:33	27-17
Seahawks	3	5:06	D. Jackson 80 pass from M. Hasselbeck (J. Brown kick)			1-80, 0:20	34-17
Ravens	3	3:18	M. Robinson 25 pass from A. Wright (M. Stover kick)			5-52, 1:48	34-24
Seahawks	4	14:16	B. Engram 5 pass from M. Hasselbeck (J. Brown kick)			8-54, 4:02	41-24
Ravens	4	6:41	E. Reed 16 blocked punt return (M. Stover kick)				41-31
Ravens	4	1:12	M. Robinson 9 pass from A. Wright (M. Stover kick)			12-71, 3:04	41-38
Ravens	4	0:00	M. Stover kick 40 FG			3-46, 0:39	41-41
Ravens	5	6:32	M. Stover kick 42 FG			12-55, 6:44	41-44

Team Statistics

	Seahawks	Ravens
First Downs (total-rush-pass-penalty)	24-5-17-2	20-7-12-1
Total Yards – Plays – Average	426-80-5.3	426-78-5.5
Net Yards Rushing – Rushes – Average	133-32-4.2	150-35-4.3
Net Yards Passing – Times Thrown – Yds Lost – Gross Pass.	293-6-40-333	276-6-43-319
Passes Attempted – Completed – Intercepted	42-23-0	37-20-0
Punts / Number – Average	7-36.4	8-42.1
Penalties / Number – Yards	6-89	14-112
Fumbles / Number – Lost	3-3	3-2

Individual Statistics

Rushing	Seattle:	S. Alexander 22-72-0-12LG; M. Strong 6-33-0-18LG; M. Hasselbeck 3-26-0-18LG; M. Morris 1-2-0-2LG
	Baltimore:	J. Lewis 26-117-0-14LG; A. Wright 5-27-0-13LG; T. Heap 1-7-0-7LG; C. Taylor 3-(-1)-0-3LG;
Receiving	Seattle:	D. Jackson 7-146-2-80LG; K. Robinson 4-64-1-38LG; I. Miki 4-54-0-20LG; B. Engram 4-46-2-16LG; M. Strong 2-3-0-4LG; H. Evans 1-20-0-20LG; S. Alexander 1-0-0-0LG
	Baltimore:	M. Robinson 7-131-4-50LG; J. Lewis 6-43-0-10LG; F. Sanders 3-66-0-44LG; T. Taylor 3-57-0-43LG; T. Heap 1-22-0-22LG
Passing	Seattle:	M. Hasselbeck 41-23-333-0-5-80LG; T. Dilfer 1-0-0-0-0-0LG
	Baltimore:	A. Wright 37-20-319-0-4-50LG
Interceptions	Seattle:	None
	Baltimore:	None
Sacks	Seattle:	J. Randle 2-21; C. Okeafor 1-10; R. Bernard 1-6; L. King 1-4; B. Mitchell 1-2
	Baltimore:	T. Suggs 2-15; P. Boulware 2-15; K. Gregg 1-5; G. Baxter 1-5
Field Goal Attempts	Seattle:	J. Brown: 45, 46
	Baltimore:	M. Stover: 21, 40, 42
Attendance	69,477	
Record	Seattle:	7-4
	Baltimore:	6-5



GAME 12 – Sunday, Nov. 30, 2003 **Ravens 44, 49ers 6 at M&T Bank Stadium**



A week after completing the greatest comeback in team history, the Ravens capped off their most-prolific 6 quarters ever, rolling through San Francisco, 44-6. Combined with last week's 44-41 overtime thriller over Seattle, the Ravens scored 88 points over 2 games, 10 more than they totaled in the preceding 4 contests. The Ravens got TDs from RBs Jamal Lewis and Musa Smith and scoring catches from WR Marcus Robinson and TE Terry Jones Jr. The game's crucial score did not come on offense, but from Ray Lewis, the cornerstone of a defense that had another signature effort. Lewis, the effusive LB, returned an INT 29 yards for a TD to blow the game open late in the first half. The Ravens led San Francisco 17-6 with less than a minute remaining in the second quarter when a pass from San Francisco QB Jeff Garcia bounced off WR Cedrick Wilson's arms and into the hands of Lewis, who sped to the end zone, stretching the lead to 24-6. It was the knockout blow for San Francisco, which would not get in scoring position the rest of the game. Baltimore held the Niners to just 264 yards and forced Garcia into 4 INTs (Lewis, LB Ed Hartwell, CB Gary Baxter and S Will Demps). RB Jamal Lewis maintained the league lead in rushing, churning out 78 yards on 19 carries, and QB Anthony Wright was 14 of 25 for 177 yards and 2 TDs in the win.

San Francisco	3	3	0	0	–	6
Baltimore	7	17	0	20	–	44

Ravens	1	11:27	J. Lewis 6 run (M. Stover kick)	3-30, 1:28	0-7
49ers	1	9:03	T. Peterson kick 48 FG	6-33, 2:24	3-7
49ers	2	3:20	T. Peterson kick 40 FG	4-8, 1:16	6-7
Ravens	2	1:57	M. Stover kick 28 FG	4-9, 1:23	6-10
Ravens	2	0:46	M. Robinson 38 pass from A. Wright (M. Stover kick)	2-49, 0:32	6-17
Ravens	2	0:32	R. Lewis 29 INT return (M. Stover kick)		6-24
Ravens	4	14:55	M. Stover kick 47 FG	8-28, 3:16	6-27
Ravens	4	13:45	T. Jones 6 pass from A. Wright (M. Stover kick)	2-21, 0:49	6-34
Ravens	4	11:37	M. Stover kick 41 FG	5-15, 1:34	6-37
Ravens	4	1:15	M. Smith 2 run (M. Stover kick)	7-52, 3:35	6-44

Team Statistics

First Downs (total-rush-pass-penalty)	49ers	Ravens
Total Yards – Plays – Average	10-4-6.0	15-7-7.1
Net Yards Rushing – Rushes – Average	264-66-4.0	282-55-5.1
Net Yards Passing – Times Thrown – Yds Lost – Gross Pass.	106-30-3.5	117-29-4.0
Passes Attempted – Completed – Intercepted	158-0-0-158	165-1-12-177
Punts / Number – Average	36-17.4	25-14.1
Penalties / Number – Yards	6-38.2	5-43.0
Fumbles / Number – Lost	6-46	4-25
	0-0	3-1

Individual Statistics

Rushing	San Francisco:	K. Barlow 11-48-0-25LG; G. Hearst 12-47-0-13LG; J. Robertson 5-9-0-4LG; F. Beasley 2-2-0-1LG
	Baltimore:	J. Lewis 19-78-1-21LG; A. Wright 3-26-0-17LG; M. Smith 5-10-1-3LG; A. Ricard 1-4-0-4LG; C. Taylor 1-(-)-0-(-)1LG
Receiving	San Francisco:	J. Weaver 4-27-0-9LG; F. Beasley 3-42-0-32LG; T. Owens 3-23-0-9LG; K. Barlow 2-16-0-9LG; G. Hearst 2-3-0-7LG; B. Lloyd 1-32-0-32LG; C. Wilson 1-8-0-8LG; A. Walker 1-7-0-7LG
	Baltimore:	T. Heap 4-38-0-11LG; T. Taylor 3-21-0-10LG; M. Robinson 2-71-1-38LG; A. Ricard 2-22-0-15LG; T. Jones 2-12-1-6LG; C. Taylor 1-13-0-13LG
Passing	San Francisco:	J. Garcia 29-14-112-4-0-32LG; T. Rattay 7-3-46-0-0-32LG
	Baltimore:	A. Wright 25-14-177-1-2-38LG
Interceptions	San Francisco:	T. Parrish 1-0
	Baltimore:	R. Lewis 1-29t; E. Hartwell 1-26; G. Baxter 1-7; W. Demps 1-3
Sacks	San Francisco:	J. Engelberger 1-12
	Baltimore:	None
Field Goal Attempts	San Francisco:	T. Peterson: 48, 40
	Baltimore:	M. Stover: 28, 47, 41
Attendance	69,549	
Record	San Francisco:	5-7
	Baltimore:	7-5



GAME 13 – Sunday, Dec. 7, 2003 **Ravens 31, Bengals 13 at M&T Bank Stadium**



For the 2nd consecutive week, Baltimore dominated in every aspect of the game, beating the Bengals, 31-13, to stand alone atop the AFC North. RB Jamal Lewis powered for 180 yards and a career-high 3 TDs on 30 carries. WR Marcus Robinson caught his 6th TD pass in 3 games. The Ravens controlled the ball for nearly 33 minutes. And, most importantly, the Ravens forced 5 turnovers to completely befuddle the league's 7th-ranked offense. Baltimore limited the Bengals to 268 yards and held Cincinnati to just 1 TD to take the critical AFC North showdown. The Ravens rattled Cincinnati QB Jon Kitna, who entered the game with MVP credentials. Kitna threw 2 INTs and coughed up a pair of fumbles late in the game, leading to 14 points and dashing any hope of a Bengals' rally. LB Ray Lewis collected his 5th INT of the season, the 21st of his career, making him the Ravens' all-time leader. S Will Demps returned his 2nd pick in as many games 54 yards to set up Jamal Lewis's 3rd TD. Pass-rushers Peter Boulware, Terrell Suggs and Adalius Thomas all sacked Kitna twice, and Boulware and Suggs both forced and recovered fumbles. Lewis, the league's leading rusher, scored on runs of 1, 3 and 13 yards, but also busted loose for 7 carries of 10 or more yards. The Ravens' other TD came courtesy of an 8-yard connection from QB Anthony Wright to WR Marcus Robinson. It was the 6th time in 3 games the pair hooked up for a TD. K Matt Stover connected on a 22-yard FG, his 19-straight successful attempt.

Cincinnati	3	7	3	0	-	13
Baltimore	7	10	7	7	-	31
Bengals	1	9:18	S. Graham kick 25 FG	6-32, 2:07		3-0
Ravens	1	4:28	J. Lewis 1 run (M. Stover kick)	6-27, 3:03		3-7
Ravens	2	14:40	M. Robinson 8 pass from A. Wright (M. Stover kick)	8-70, 2:58		3-14
Bengals	2	6:20	P. Warrick 4 pass from J. Kitna (S. Graham kick)	5-55, 2:21		10-14
Ravens	2	2:09	M. Stover kick 22 FG	7-85, 4:11		10-17
Bengals	3	11:34	S. Graham kick 38 FG	8-47, 3:26		13-17
Ravens	3	5:31	J. Lewis 3 run (M. Stover kick)	3-17, 0:54		13-24
Ravens	4	11:48	J. Lewis 13 run (M. Stover kick)	2-21, 0:40		13-31

Team Statistics

	Bengals	Ravens
First Downs (total-rush-pass-penalty)	15-5-9-1	21-12-7-2
Total Yards – Plays – Average	268-58-4.6	353-66-5.3
Net Yards Rushing – Rushes – Average	100-21-4.8	223-45-5.0
Net Yards Passing – Times Thrown – Yds Lost – Gross Pass.	168-6-46-214	130-2-15-145
Passes Attempted – Completed – Intercepted	31-23-2	19-8-2
Punts / Number – Average	6-34.8	5-32.6
Penalties / Number – Yards	9-63	2-20
Fumbles / Number – Lost	4-3	3-1

Individual Statistics

Rushing	Cincinnati:	C. Dillon 11-45-0-14LG; B. Bennett 5-43-0-19LG; Ru. Johnson 4-10-0-5LG; J. Johnson 1-2-0-2LG
	Baltimore:	J. Lewis 30-180-3-19LG; C. Taylor 6-26-0-11LG; T. Taylor 1-8-0-8LG; A. Ricard 1-6-0-6LG; A. Wright 7-3-0-4LG
Receiving	Cincinnati:	P. Warrick 11-90-1-22LG; B. Bennett 5-33-0-11LG; M. Schobel 2-22-0-13LG; C. Johnson 2-15-0-9LG; K. Washington 1-34-0-34LG; J. Johnson 1-16-0-16LG; Ru. Johnson 1-4-0-4LG
	Baltimore:	M. Robinson 4-44-1-14LG; T. Taylor 2-77-0-64LG; T. Heap 1-14-0-14LG; A. Ricard 1-10-0-10LG
Passing	Cincinnati:	J. Kitna 31-23-214-2-1-34LG
	Baltimore:	A. Wright 19-8-145-2-1-64LG
Interceptions	Cincinnati:	K. Kaesviharn 1-10; R. Beckett 1-0
	Baltimore:	W. Demps 1-54; R. Lewis 1-1
Sacks	Cincinnati:	K. Hardy 1-10; J. Thornton 1-5
	Baltimore:	P. Boulware 2-22; T. Suggs 2-12; A. Thomas 2-12
Field Goal Attempts	Cincinnati:	S. Graham: 25, 38
	Baltimore:	M. Stover: 22
Attendance	69,468	
Record	Cincinnati:	7-6
	Baltimore:	8-5



GAME 14 – Sunday, Dec. 14, 2003 **Raiders 20, Ravens 12 at Network Associates Coliseum**



Baltimore turned the ball over 3 times and couldn't coax a single takeaway from Oakland, providing the difference in a 20-12 loss to the Raiders. Oakland turned the miscues into 10 points, including a TD in the game's opening minute. After Ravens QB Anthony Wright threw an INT to CB Phillip Buchanon on the 3rd play from scrimmage, Oakland RB Zack Crockett barreled into the end zone from 1 yard out, giving the Raiders a quick 7-0 advantage. The Ravens responded on their next drive by traveling to the Raiders' 12-yard line, setting up a 32-yard FG by K Matt Stover. The Raiders then benefited from another big play. Doug Gabriel returned the ensuing KO 71 yards, giving the Raiders the ball at the Baltimore 19-yard line. That set up a 37-yard FG by Sebastian Janikowski to stretch the lead to 10-3. Through their 1st 2 possessions, the Raiders had 10 points on 1 yard. Baltimore responded early in the second quarter, when Stover drilled a 28-yard FG, his 21st connection in a row, cutting the lead to 10-6. But late in the half, QB Rick Mirer hit WR Jerry Rice on a 21-yard TD strike. Stover missed a 50-yard FG with less than 10 seconds left in the half, snapping his consecutive FG streak 1 shy of the team record. Strong second-half running by RB Jamal Lewis, who had 125 yards on 24 carries, set up the Ravens' only TD, a 13-yard pass from Wright to TE Todd Heap to cut the lead to 17-12. But the Ravens could get no closer, as Janikowski booted a 23-yard FG to round out the scoring.

Baltimore	3	3	6	0	-	12
Oakland	10	7	0	3	-	20
Raiders 1	14:05	Z. Crockett 1 run (S. Janikowski kick)				0-7
Ravens 1	7:52	M. Stover kick 32 FG				3-7
Raiders 1	6:53	S. Janikowski kick 37 FG				3-10
Ravens 2	12:38	M. Stover kick 28 FG				6-10
Raiders 2	1:20	J. Rice 21 pass from R. Mirer (S. Janikowski kick)				6-17
Ravens 3	2:10	T. Heap 13 pass from A. Wright (run failed)				12-17
Raiders 4	5:58	S. Janikowski kick 23 FG				12-20

Team Statistics

	Ravens	Raiders
First Downs (total-rush-pass-penalty)	14-6-8-0	15-4-9-2
Total Yards – Plays – Average	319-61-5.2	265-66-4.0
Net Yards Rushing – Rushes – Average	149-31-4.8	79-31-2.5
Net Yards Passing – Times Thrown – Yds Lost – Gross Pass.	170-3-23-193	186-0-0-186
Passes Attempted – Completed – Intercepted	27-12-1	35-16-0
Punts / Number – Average	6-40.0	9-43.4
Penalties / Number – Yards	8-55	9-70
Fumbles / Number – Lost	3-2	0-0

Individual Statistics

Rushing	Baltimore:	J. Lewis 24-125-0-25LG; C. Taylor 3-24-0-15LG; A. Ricard 1-2-0-2LG; A. Wright 3-(-2)-0-5LG
	Oakland:	T. Wheatley 13-39-0-16LG; C. Garner 7-28-0-6LG; R. Mirer 6-8-0-4LG; Z. Crockett 5-4-1-2LG
Receiving	Baltimore:	T. Heap 6-93-1-31LG; T. Taylor 3-62-0-41LG; F. Sanders 2-13-0-9LG; T. Jones 1-25-0-25LG
	Oakland:	T. Brown 4-41-0-15LG; C. Garner 4-41-0-25LG; J. Rice 3-48-1-21LG; T. Wheatley 2-12-0-12LG; D. Jolley 1-26-0-26LG; J. Porter 1-11-0-11LG; O. Santiago 1-7-0-7LG
Passing	Baltimore:	A. Wright 27-12-193-1-1-41LG
	Oakland:	R. Mirer 35-16-186-0-1-26LG
Interceptions	Baltimore:	None
	Oakland:	P. Buchanon 1-29
Sacks	Baltimore:	None
	Oakland:	R. Coleman 2-16; D. Gibson 1-7
Field Goal Attempts	Baltimore:	M. Stover: 32, 28, 50SH
	Oakland:	S. Janikowski: 37, 23
Attendance	45,398	
Record	Baltimore:	8-6
	Oakland:	4-10



GAME 15 – Sunday, Dec. 21, 2003 **Ravens 35, Browns 0 at M&T Bank Stadium**



For the 2nd time this season, Lewis ran roughshod through the Browns' defense, torching Cleveland for 205 yards and 2 TDs in the Ravens' 35-0 victory over the host team. Three months after Jamal Lewis abused the Browns for 295 yards and 3 TDs, breaking the NFL record for most rushing yards in a game, Lewis upped his total to an even 500 against Cleveland on the season. Like the record-breaking day, Lewis's huge numbers were a result of a few explosive runs, as he got past the defensive front and ran by the secondary for big gains. Lewis had TDs of 72 and 24 yards, and broke another run for 45 more to give him a 9.3 yards-per-rush average. Lewis's performance was more than enough help for the Ravens' defense, which pitched its 1st shutout in 2 seasons. Baltimore held the Browns to just 211 yards and forced 4 turnovers, including an INT that S Chad Williams took 52 yards to the end zone. QB Anthony Wright opened the game's scoring late in the first half, when he connected with TE Terry Jones Jr. on a 1-yard shovel pass. After the 2 Lewis TDs and Williams' return, most of the starters watched from the sidelines as RB Musa Smith barreled into the end zone from 11 yards out. The TD broke the Ravens' single-season team scoring record (371 in 1996). The Ravens have 378 points through 15 games.

Baltimore	0	7	7	21	-	35
Cleveland	0	0	0	0	-	0

Ravens	2	2:44	T. Jones 1 pass from A. Wright (M. Stover kick)	9-58, 4:44	7-0
Ravens	3	6:14	J. Lewis 72 run (M. Stover kick)	3-85, 1:20	14-0
Ravens	4	11:55	J. Lewis 24 run (M. Stover kick)	1-24, 0:07	21-0
Ravens	4	10:25	C. Williams 52 INT return (M. Stover kick)		28-0
Ravens	4	1:37	M. Smith 11 run (M. Stover kick)	8-30, 3:47	35-0

Team Statistics

	Browns	Ravens
First Downs (total-rush-pass-penalty)	18-9-8-1	14-4-7-3
Total Yards – Plays – Average	359-63-5.7	211-62-3.4
Net Yards Rushing – Rushes – Average	276-41-6.7	78-24-3.3
Net Yards Passing – Times Thrown – Yds Lost – Gross Pass.	83-3-17-100	133-5-30-163
Passes Attempted – Completed – Intercepted	19-11-1	33-17-1
Punts / Number – Average	6-39.0	7-38.7
Penalties / Number – Yards	5-41	5-26
Fumbles / Number – Lost	1-0	4-3

Individual Statistics

Rushing	Baltimore:	J. Lewis 22-205-2-72LG; C. Taylor 7-22-0-14LG; M. Smith 4-21-1-11LG A. Wright 3-16-0-11LG; A. Ricard 4-9-0-6LG; T. Taylor 1-3-0-3LG
	Cleveland:	L. Suggs 20-68-0-16LG; J. White 4-10-0-5LG
Receiving	Baltimore:	M. Robinson 3-27-0-9LG; J. Lewis 3-21-0-14LG; T. Jones 2-11-1-10LG; C. Taylor 1-23-0-23LG; T. Heap 1-14-0-14LG; T. Taylor 1-4-0-4LG
	Cleveland:	D. Northcutt 7-67-0-13LG; J. White 4-21-0-9LG; Q. Morgan 2-10-0-8LG; L. Suggs 2-0-0-1LG; An. Davis 1-49-0-49LG; K. Heinrich 1-16-0-16LG
Passing	Baltimore:	A. Wright 18-10-90-1-1-23LG; K. Boller 1-1-10-0-0-10LG
	Cleveland:	T. Couch 33-17-163-1-0-49LG
Interceptions	Baltimore:	C. Williams 1-52
	Cleveland:	E. Little 1-4
Sacks	Baltimore:	T. Suggs 2-9; P. Boulware 1-8; M. Kemoeatu 1-7; R. Lewis 1-6
	Cleveland:	M. Myers 2-12; G. Warren 1-5
Field Goal Attempts	Baltimore:	M. Stover: 46RU
	Cleveland:	B. Conway: 37WL
Attendance	72,548	
Record	Baltimore:	9-6
	Cleveland:	4-11



GAME 16 – Sunday, Dec. 28, 2003
Ravens 13, Steelers 10 (OT) at M&T Bank Stadium



RB Jamal Lewis churned out 114 yards and a TD on 27 carries in the Ravens' 13-10 overtime victory over Pittsburgh. The effort gave him 2,066 rushing yards on the season, 2nd-best all time behind Eric Dickerson (2,105). Lewis went over the 100-yard mark for the 12th time this season, but the Ravens needed K Matt Stover's 47-yard FG in overtime to secure their 1st home victory over Pittsburgh since 1996. Stover made the most of his chance at redemption after missing a 52-yarder late in regulation that would have won the game. The Ravens' defense dominated the entire game, forcing 4 turnovers and allowing just 214 yards of total offense. The Steelers' only TD came on 1 of the gutsiest plays of the season. Pittsburgh faced fourth-and-1 from its own 19 when head coach Bill Cowher called a fake punt. P Josh Miller threw a dump-off pass to Chris Hope, who took it 81 yards to the end zone. The score tied the game, erasing an early lead that came on the legs of Lewis. The play after he eclipsed 2,000 yards, Lewis went 25 yards for a TD in the first quarter. The Steelers went ahead in the third quarter, thanks to a 42-yard FG by Jeff Reed, but Stover tied the game with a 46-yarder of his own in the fourth period. LB Ray Lewis, CB Chris McAlister and S Ed Reed, Pro Bowlers all, each secured an INT, while S Chad Williams forced a fumble that LB Terrell Suggs recovered. The Ravens secondary held Pittsburgh's explosive WR tandem of Hines Ward and Plaxico Burress to just 3 catches for 24 yards.

Pittsburgh	0	0	10	0	0	10
Baltimore	7	0	0	3	3	13
Ravens	1	6:40	J. Lewis 25 run (M. Stover kick)		2-34, 0:35	0-7
Steelers	3	7:45	C. Hope 81 pass from J. Miller (J. Reed kick)		4-90, 1:36	7-7
Steelers	3	2:30	J. Reed kick 42 FG		6-19, 3:19	10-7
Ravens	4	13:35	M. Stover kick 46 FG		7-37, 3:55	10-10
Ravens	5	11:32	M. Stover kick 47 FG		5-35, 2:17	10-13

Team Statistics

	Steelers	Ravens
First Downs (total-rush-pass-penalty)	9-0-7-2	14-5-8-1
Total Yards – Plays – Average	214-61-3.5	279-63-4.4
Net Yards Rushing – Rushes – Average	56-27-2.1	123-35-3.5
Net Yards Passing – Times Thrown – Yds Lost – Gross Pass.	158-5-31-189	156-1-7-163
Passes Attempted – Completed – Intercepted	29-15-3	27-16-1
Punts / Number – Average	8-41.0	8-38.0
Penalties / Number – Yards	3-40	10-55
Fumbles / Number – Lost	2-2	1-1

Individual Statistics

Rushing	Pittsburgh:	J. Bettis 23-54-0-8LG; A. Zereoue 3-1-0-3LG; A. Randle El 1-1-0-1LG
	Baltimore:	J. Lewis 27-114-1-25LG; C. Taylor 2-9-0-9LG; A. Ricard 2-6-0-4LG; A. Wright 4-(-6)-0-1LG
Receiving	Pittsburgh:	A. Randle El 6-41-0-13LG; A. Zereoue 2-19-0-10LG; J. Tuman 2-12-0-8LG; H. Ward 2-11-0-7LG; C. Hope 1-81-1-81LG
	Baltimore:	P. Burress 1-13-0-13LG; C. Doering 1-12-0-12LG; M. Robinson 6-102-0-29LG; T. Taylor 3-21-0-10LG; T. Jones 2-10-0-5LG; C. Taylor 2-6-0-4LG; J. Lewis 1-13-0-13LG; A. Ricard 1-10-0-10LG; T. Heap 1-1-0-1LG
Passing	Pittsburgh:	T. Maddox 27-14-108-3-0-13LG; J. Miller 1-1-81-0-1-81LG; A. Randle El 1-0-0-0-0-0LG
	Baltimore:	A. Wright 27-16-163-0-1-29LG
Interceptions	Pittsburgh:	D. Townsend 1-0
	Baltimore:	R. Lewis 1-14; E. Reed 1-7; C. McAlister 1-6
Sacks	Pittsburgh:	K. Bell 2-12
	Baltimore:	M. Douglas 2.5-14.5; E. Hartwell 1.5-9.5; C. Williams 1-7
Field Goal Attempts	Pittsburgh:	J. Reed; 42
	Baltimore:	M. Stover; 46, 52SH, 47; W. Richey; 51SH
Attendance	70,001	
Record	Pittsburgh:	6-10
	Baltimore:	10-6

**WILD CARD – Sunday, Jan. 3, 2004****Titans 20, Ravens 17 at M&T Bank Stadium**

Titans K Gary Anderson booted a 46-yard FG with 29 seconds remaining in regulation to lift Tennessee past the host Ravens, 20-17, in a Wild Card playoff game. The kick came just minutes after the Ravens rallied to tie the game, thanks to a 9-play, 71-yard journey that ended with a 35-yard TD pass from QB Anthony Wright to TE Todd Heap. The score gave the Ravens momentum as time wound down. On the Titans' ensuing possession, CB Chris McAlister picked off Titans QB Steve McNair, the 3rd INT of the day for McNair, and the Ravens were poised to forge ahead. However, Tennessee held Baltimore's offense to a 3-and-out, and McNair moved the Titans into FG range. Anderson, who also kicked a 45-yarder earlier in the fourth quarter, did the rest. The Titans finished the game the same way they started it. On its opening possession, Tennessee drove the length of the field and took a 7-0 lead when RB Chris Brown slipped into the end zone from 6 yards out. The Ravens tied the game just minutes later, as S Will Demps returned an INT 56 yards to the end zone. Late in the first half, Wright moved the Ravens deep into Titans territory and K Matt Stover gave Baltimore its 1st lead of the game with a 43-yard FG. Midway through the third quarter, McNair answered, connecting with WR Justin McCareins on a 49-yard TD pass, and the Titans would not trail again.

Tennessee	7	0	7	6	-	20
Baltimore	7	3	0	7	-	17
Titans	1	8:54	C. Brown 6 run (G. Anderson kick)	10-67, 5:03		7-0
Ravens	1	6:12	W. Demps 56 INT return (M. Stover kick)			7-7
Ravens	2	1:55	M. Stover kick 43 FG	9-55, 4:23		7-10
Titans	3	7:59	J. McCareins 49 pass from S. McNair (G. Anderson kick)	6-79, 3:16		14-10
Titans	4	9:13	G. Anderson kick 45 FG	4-3, 2:20		17-10
Ravens	4	4:30	T. Heap 35 pass from A. Wright (M. Stover kick)	9-71, 4:43		17-17
Titans	4	0:29	G. Anderson kick 46 FG	8-35, 2:15		20-17

Team Statistics

	Titans	Ravens
First Downs (total-rush-pass-penalty)	16-10-6-0	12-1-11-0
Total Yards – Plays – Average	324-63-5.1	255-55-4.6
Net Yards Rushing – Rushes – Average	165-40-4.1	54-16-3.4
Net Yards Passing – Times Thrown – Yds Lost – Gross Pass.	159-0-0-159	201-2-13-214
Passes Attempted – Completed – Intercepted	23-14-3	37-20-3
Punts / Number – Average	6-44.7	8-48.8
Penalties / Number – Yards	6-55	8-70
Fumbles / Number – Lost	0-0	1-0

Individual Statistics

Rushing	Tennessee:	E. George 25-88-0-13LG; C. Brown 11-61-1-16LG; S. McNair 4-16-0-9LG
	Baltimore:	J. Lewis 14-35-0-8LG; A. Wright 2-19-0-11LG
Receiving	Tennessee:	D. Mason 3-28-0-13LG; J. McCareins 2-62-1-49LG; F. Wycheek 2-17-0-14LG; E. Kinney 2-12-0-6LG; E. George 2-9-0-6LG; D. Bennett 1-17-0-17LG; T. Calico 1-12-0-12LG; C. Brown 1-2-0-2LG
	Baltimore:	T. Taylor 7-82-0-30LG; T. Heap 6-80-1-35LG; C. Taylor 2-19-0-16LG; T. Jones 2-16-0-9LG; J. Lewis 2-4-0-6LG; M. Robinson 1-13-0-13LG
Passing	Tennessee:	S. McNair 23-14-159-3-1-49LG
	Baltimore:	A. Wright 37-20-214-2-1-35LG
Interceptions	Tennessee:	S. Rolle 1-1; A. Dyson 1-0
	Baltimore:	W. Demps 1-56; E. Reed 1-23; C. McAlister 1-0
Sacks	Tennessee:	A. Haynesworth 1-8; K. Carter 1-5
	Baltimore:	None
Field Goal Attempts	Tennessee:	G. Anderson: 45, 46
	Baltimore:	M. Stover: 43
Attendance	69,452	
Record	Tennessee:	13-4
	Baltimore:	10-7

2003 NFL RANKINGS

	OFFENSE			DEFENSE		
	Total	Rush	Pass	Total	Rush	Pass
Arizona	27	29	23	26	19	29
Atlanta	29	14	31	32	29	32
Baltimore	21	*1	32	3	6	4
Buffalo	30	21	28	2	8	2
Carolina	16	7	18	8	11	9
Chicago	28	18	30	14	16	13
Cincinnati	13	13	12	28	25T	24
Cleveland	26	20	25	15	23	7
Dallas	15	12	17	*1	3	*1
Denver	7	2	22	4	7	6
Detroit	32	32	24	24	15	28
Green Bay	4	3	16	17	10	23
Houston	31	23	29	31	31	31
Indianapolis	3	19	*1	11	20T	5
Jacksonville	12	8	15	6	2	18
Kansas City	2	15	2	29	30	20
Miami	24	17	26	10	5	19
Minnesota	*1	4	4	23	17	26
New England	17	27	9	7	4	15
New Orleans	11	11	8	18	27	8
New York Giants	20	28	11	22	18	25
New York Jets	19	25	13	21	28	10
Oakland	25	16	27	30	32	22
Philadelphia	18	9	20	20	22	16
Pittsburgh	22	31	14	9	12	11
St. Louis	9	30	3	16	20T	12
San Diego	14	6	19	27	25T	21
San Francisco	5	5	10	13	9	17
Seattle	6	10	7	19	14	27
Tampa Bay	10	24	6	5	13	3
Tennessee	8	26	5	12	*1	30
Washington	23	22	21	25	24	14

T = Tied for position

* = League Leader

2003 AWARD-WINNING RAVENS

Players of the Month

LB Ray Lewis (November) – Defense
 RB Jamal Lewis (December) – Offense

Players of the Week

RB Jamal Lewis (Week 2) – Offense
 S Ed Reed (Week 6) – Special Teams
 QB Anthony Wright (Week 12) – Offense
 RB Jamal Lewis (Week 16) – Offense
 LB Ray Lewis (Week 17) – Defense

Pro Football Weekly Awards

RB Jamal Lewis (NFL MVP)
 RB Jamal Lewis (Offensive Player of the Year)
 LB Ray Lewis (Defensive Player of the Year)
 LB Terrell Suggs (Defensive Rookie of the Year)

Walter Payton Man of the Year Finalist

LB Ray Lewis

USA Today All-Joe Team

(Overlooked and hard-working not yet Pro Bowlers)

CB Gary Baxter
 DT Kelly Gregg
 Mike Nolan (Defensive Coordinator)

SportsDay's All-NFL Special Teams Coverage

Player (by Rick Gosselin, *Dallas Morning News*)
 S Ed Reed (blocked 2 punts and returned both for TDs)

Dallas Morning News

Comeback Player of the Year

T Orlando Brown

FedEx Ground Player of the Year Finalist

RB Jamal Lewis

Pepsi Rookie of the Year Finalist

LB Terrell Suggs

Vic Carucci's (nfl.com) All-Interview Team

TE Todd Heap G Edwin Mulitalo
 RB Jamal Lewis

The Sporting News All-Pro

RB Jamal Lewis LB Ray Lewis
 T Jonathan Ogden S Ed Reed

2003 NFL STANDINGS

AMERICAN FOOTBALL CONFERENCE

NORTH

	W	L	T	Pct.	Pts.	OP
*Baltimore	10	6	0	.625	391	281
Cincinnati	8	8	0	.500	346	384
Pittsburgh	6	10	0	.375	300	327
Cleveland	5	11	0	.313	254	322

SOUTH

	W	L	T	Pct.	Pts.	OP
*Indianapolis	12	4	0	.750	447	336
#Tennessee	12	4	0	.750	435	324
Jacksonville	5	11	0	.313	276	331
Houston	5	11	0	.313	255	380

* Division Champion

EAST

	W	L	T	Pct.	Pts.	OP
*New England	14	2	0	.875	348	238
Miami	10	6	0	.625	311	261
Buffalo	6	10	0	.375	243	279
N.Y. Jets	6	10	0	.375	283	299

WEST

	W	L	T	Pct.	Pts.	OP
*Kansas City	13	3	0	.813	484	332
#Denver	10	6	0	.625	381	301
Oakland	4	12	0	.250	270	379
San Diego	4	12	0	.250	313	441

Wild Card Team

NATIONAL FOOTBALL CONFERENCE

NORTH

	W	L	T	Pct.	Pts.	OP
*Green Bay	10	6	0	.625	442	307
Minnesota	9	7	0	.562	416	353
Chicago	7	9	0	.438	283	346
Detroit	5	11	0	.313	270	379

SOUTH

	W	L	T	Pct.	Pts.	OP
*Carolina	11	5	0	.688	325	304
New Orleans	8	8	0	.500	340	326
Tampa Bay	7	9	0	.438	301	264
Atlanta	5	11	0	.313	299	422

* Division Champion

EAST

	W	L	T	Pct.	Pts.	OP
*Philadelphia	12	4	0	.750	374	287
#Dallas	10	6	0	.625	289	260
Washington	5	11	0	.313	287	372
N.Y. Giants	4	12	0	.250	243	387

WEST

	W	L	T	Pct.	Pts.	OP
*St. Louis	12	4	0	.750	447	328
#Seattle	10	6	0	.625	404	327
San Francisco	7	9	0	.438	384	337
Arizona	4	12	0	.250	225	452

Wild Card Team

Indianapolis was the AFC South winner based on head-to-head record vs. Tennessee (2-0). Seattle was 1st WC ahead of Dallas based on common opponents. Seattle (65-95, .406) had a better strength of victory record than Dallas (62-98, .388).

2003 NFL POSTSEASON

Home teams in CAPS

AFC

Wild Card Playoff Games
Tennessee 20, BALTIMORE 17
INDIANAPOLIS 41, Denver 10

Divisional Playoff Games
NEW ENGLAND 17, Tennessee 14
Indianapolis 38, KANSAS CITY 31

Championship Game
NEW ENGLAND 24, Indianapolis 14

NFC

Wild Card Playoff Games
CAROLINA 29, Dallas 10
GREEN BAY 33, Seattle 27 (OT)

Divisional Playoff Games
Carolina 29, ST. LOUIS 23 (2OT)
PHILADELPHIA 20, Green Bay 17 (OT)

Championship Game
Carolina 14, PHILADELPHIA 3

Super Bowl XXXVIII at Reliant Stadium, Houston, Texas
NEW ENGLAND (AFC) 32, Carolina (NFC) 29

AFC-NFC Pro Bowl at Aloha Stadium, Honolulu, Hawaii
NFC 55, AFC 52



Union Memorial Sports Medicine is the Official Medical Team of the Baltimore Ravens.

Whether you've been buried under a 350lb. linebacker or simply twisted your ankle walking the dog, you don't have to be an athlete to go where the pros go. Union Memorial Sports Medicine has been named the official medical team of the Baltimore Ravens. After all, we're Maryland's largest sports medicine program with expertise in knee, hand, back, shoulder and foot injuries. Simply call our sports injury line at 1-888-44-SPORT, and one of Union Memorial's certified athletic trainers will call back quickly with expert advice. You don't have to be an athlete to call, just injured.




Union Memorial
Sports Medicine

Outstanding in the field

MedStar SportsHealth

Union Memorial Hospital at 33rd St. • Bel Air • Columbia • Lutherville • Pasadena • Westminster
Sports Injury Line Hours: 8am-8pm Monday through Friday, 10am-6pm Saturday and Sunday

ED
REED



RAVENS

HISTORY




**MATT
STOVER**

HISTORY



BALTIMORE RAVENS - SUPER BOWL XXXV



The young and brash Baltimore Ravens began the 2000 NFL season talking playoffs and ending it as champions, thanks to one of the most dominant defenses in pro football history. The Ravens' *Super Journey* began with an ominous regular season schedule that included 5 road games in 7 weeks. In the middle of it all was a 5-game streak without a touchdown. Thankfully, the TD drought never divided the team.

The race toward the Lombardi trophy was not without its hurdles: Ray Lewis rebounded from a trying offseason; Trent Dilfer returned to Tampa Bay for the Super Bowl; an emotional Jermaine Lewis dedicated a superb performance to the memory of his stillborn son. Still, the team rallied the season, and it made the hard-fought victory that much sweeter.

The Journey was about coming of age for talented kids like Jamal Lewis, Chris McAlister, and Duane Starks. It also belonged to tough veterans like Rod Woodson, Ray Lewis, Rob Burnett, Shannon Sharpe, Matt Stover, Michael McCrary, Jonathan Ogden, and *The Journey* belonged to Baltimore. The fans num-

bered in the thousands at the downtown sendoff at Harbor Place in January. Banners and promises hung in the air and were not broken.

While the hometown fans celebrated at the Inner Harbor, the team left for Tampa, and in a week's time, beat the Giants, 34-7, on January 28, 2001.

After the Ravens came home on that sky-blue Monday following the Super Bowl victory, the team learned the city had scheduled a parade the next day. That Tuesday was cold and rainy (middle, right), yet fans numbered in the hundreds of thousands and lined the city streets to welcome their heroes home.

Ray Lewis earned Super Bowl XXXV MVP honors, as well as Defensive Player of the Year. The Ravens broke or tied a number of records in the game, including tying a Super Bowl record with 4 INTs. They were only the 3rd team in NFL history to not commit a turnover in a Super Bowl, and most exciting of all – 3 scores on 3 successive plays set a Super Bowl record. The back-to-back kickoff returns for touchdowns were also a new record.

After being handed the Vince Lombardi trophy, designed by Tiffany's, Art Modell (bottom, right) lifted the silver prize in the air, and said:

"To the people of Baltimore City, Baltimore County and the State of Maryland, this belongs to you. From the bottom of my heart, Thank You."

In June 2001, the entire organization, players, coaches and staff were invited to the White House to meet President George W. Bush (top, right).

The Ravens chronicled their run to the Super Bowl in the book *Super Journey* (pictured above).



BALTIMORE FOOTBALL HISTORY

- 1946...** 12/28 - Baltimore awarded bankrupt Miami Seahawks franchise of the All-America Football Conference. Renamed Colts via a fan contest.
- 1949...** 12/8 - AAFC/NFL reached merger agreement. Colts entered the NFL for 1950 season.
- 1950...** 12/19 - Colts finished 1-11 in their first NFL season with a 15-14 loss to the New York Yanks at Yankee Stadium. The Yanks later became the Baltimore Colts.
- 1951...** 1/18 - Franchise withdrew from league and received \$50,000 for players by the NFL.
- 1951 and 1952...** No Colts team existed.
- 1952...** 12/3 - Commissioner Bert Bell challenged Baltimore to sell 15,000 tickets in 6 weeks to re-enter NFL. The ticket drive reached its quota in 4 weeks, 3 days.
- 1953...** Jan. - Carroll Rosenbloom headed an ownership group and Baltimore was awarded the Dallas Texan franchise.
- 1958...** 12/28 - Colts defeated NYG, 23-17, at Yankee Stadium in for World Championship. This game sparked the emergence of the NFL as a televised sports giant.
- 1959...** 12/27 - Colts won 2nd straight World Championship over Giants, in Baltimore, 31-16.
- 1963...** 1/8 - Don Shula replaced Weeb Ewbank as head coach.
- 1964...** 12/27 - Browns beat Colts, 27-0 in Cleveland for NFL title. Art Modell wins 1st title.
- 1966...** 6/8 - NFL and AFL announced plans to merge in 1970. Colts, Browns and Steelers later join AFC in NFL's realignment.
- 1969...** 1/12 - Jets defeated Colts, 16-7, in Super Bowl III at Orange Bowl after Joe Namath *guarantees* New York victory.
- 1970...** 3/3 - Don Shula resigned to become head coach of Miami Dolphins.
- 1971...** 1/17 - Jim O'Brien kicked 32 FG with 5 seconds to play as Colts won Super Bowl V over Dallas, 16-13, in 1st-ever AFC-NFC Super Bowl.
- 1972...** 7/26 - Robert Irsay traded the L.A. Rams to Carroll Rosenbloom for the Colts.
- 1975...** 1/15 - Ted Marchibroda named head coach.
- 1983...** 4/26 - Colts selected John Elway with 1st pick in NFL draft, but traded him to Denver for OT Chris Hinton, QB Mark Herrmann and Denver's top pick in 1984.
- 12/18** - In last NFL regular season game in Memorial Stadium (until 1996) the Colts beat the Oilers, 20-10. TE Pat Beach scored the last TD of game on 12-yard pass from Mike Pagel.
- 1984...** 3/28 - Colts franchise relocated to Indianapolis.

RAVENS HISTORY BEGINS

- 1995...** 11/6 - Cleveland Browns announced their intention to move to Baltimore for 1996 season.
- 1996...** 2/9 - NFL approved franchise move.
- 2/15** - Ted Marchibroda was named Baltimore Ravens 1st head coach 21 years and 1 month to the day he was hired by the then-Baltimore Colts in 1975.
- 3/29** - Baltimore's NFL franchise officially named Ravens after a *Baltimore Sun* telephone poll received record number of calls supporting the name Ravens.
- 4/1** - Ravens opened Owings Mills training facility with start of offseason program.
- 4/20** - Ravens selected UCLA OL Jonathan Ogden with their 1st-ever draft choice (4th overall). U. of Miami LB Ray Lewis selected with 2nd pick in the 1st round (26th overall).
- 6/5** - The new Ravens' logo, colors and uniforms were unveiled in a fashion show at Harborplace.
- 6/14** - Ravens sold over 50,000 season tickets in 14 days.

BALTIMORE RAVENS HISTORY

- 9/1 - The Ravens 1st-ever regular season game is played before 64,124 fans at Memorial Stadium, the largest crowd in Baltimore professional sports history. QB Vinny Testaverde scored the 1st TD on a 9-yard run to propel the Ravens to a 19-14 win over the Oakland Raiders.
- 12/22 - The Ravens concluded their inaugural season with a 4-12 record following a 24-21 loss to the Houston Oilers. The Ravens were 4-4 at home, but 0-8 on the road. The team sold out all 10 home games, including the 2 preseason games. Baltimore held a second-half lead in 10 of its 11 final games, but won only 2. QB Vinny Testaverde was voted to the Pro Bowl after throwing for 4,177 yards and 33 TDs. WRs Michael Jackson and Derrick Alexander both eclipsed the 1,000-yard receiving mark and combined for 23 TD receptions.
- 1997... 3/18 - The Ravens and Western Maryland College entered into a 5-year agreement to hold training camp at the Westminster, MD campus.
- 4/19 - The Ravens selected LB Peter Boulware with their 1st pick in the 1997 draft (4th overall). Boulware went on to win NFL Defensive Rookie of the Year honors and finished with 11.5 QB sacks, the 4th-best sack total by a rookie in NFL history.
- 9/21 - The Ravens defeated the Tennessee Oilers, 36-10, to start the season 3-1.
- 12/14 - Baltimore defeats Tennessee, 21-19, in the final game at Memorial Stadium. 13 of the 16 regular season games played by the Ravens at Memorial Stadium were sold out.
- 12/21 - Baltimore dropped a 16-14 game at Cincinnati to finish the season 6-9-1. T Jonathan Ogden is named consensus All-Pro and is voted as a starter to the Pro Bowl. LB Ray Lewis led the NFL in tackles with 210, was voted 1st alternate to the Pro Bowl, and then was selected as a "needs" player by coach Bill Cowher.
- 1998... 9/5 - The new NFL Stadium at Camden Yards (later named PSINet Stadium) was the backdrop for an opening gala that included fireworks, a Stevie Wonder/Baltimore Symphony Orchestra concert and a spectacular laser show.
- 9/6 - The Ravens opened their new NFL Stadium in downtown Baltimore before a host of dignitaries, a packed house and the Steelers. The Ravens lost, 20-13.
- 11/29 - The Colts returned to Baltimore for the 1st time since 1983. The Ravens overcame two 14-point deficits and scored 25 second-half points to win 38-31.
- 12/13 - The Ravens and Minnesota Vikings set an NFL record with 3 KORs for TDs, all in the first quarter. Ravens Corey Harris and Patrick Johnson and Minnesota's David Palmer all scored TDs on returns in the Vikings' 38-28 win. Gary Anderson set an NFL record when he kicked his 34th straight successful FG, 1 of 6 3-pointers.
- 12/28 - After a 6-10 finish, the Ravens did not renew Ted Marchibroda's contract. Six Ravens represented the AFC in the Pro Bowl: LB Peter Boulware, WR /RS Jermaine Lewis, LB Ray Lewis, DE Michael McCrary, T Jonathan Ogden and S Bennie Thompson (special teamer).
- 1999... 1/19 - Brian Billick became the 2nd head coach in Baltimore Ravens history when he accepted a 6-year contract from owner Art Modell. Billick, the highly successful offensive coordinator for Minnesota, directed a Vikings' attack that set a variety of NFL and team records, including the league's all-time scoring mark of 556 points in 1998.
- 1/26 - PSINet Inc., the 1st and largest independent commercial Internet Service Provider, announced a 20-year partnership with the Ravens to develop a global Internet-based network for the Ravens. Under the agreement, the new downtown facility was named PSINet Stadium.
- 1/30 - Ravens Executive VP of Player Personnel Ozzie Newsome was selected for induction into Pro Football's Hall of Fame, along with Lawrence Taylor, Eric Dickerson, Tom Mack and Billy Shaw. Newsome was the NFL's all-time leading TE in pass receptions, until Shannon Sharpe eclipsed Ozzie in 2001.

BALTIMORE RAVENS HISTORY

- 4/17** - The Ravens selected Arizona CB Chris McAlister (10th overall) with their 1st-round pick and traded their 2nd-round choice for Atlanta's 1st-round choice in 2000. Baltimore also acquired veterans QB Tony Banks, OL Everett Lindsay and TE Lovett Purnell in trades involving 1999 picks.
- 9/12** - Brian Billick's debut as head coach was spoiled in the regular season opener, as St. Louis defeated the Ravens, 27-10, in the TransWorld Dome. QB Kurt Warner had his 1st NFL start.
- 9/26** - Billick notched his 1st win, 17-10, over the expansion Cleveland Browns. Stoney Case started at QB, replacing Scott Mitchell.
- 10/31** - Tony Banks took over as the team's starting QB against Buffalo in a 13-10 loss. He went 6-4 as a starter, including 4-0 in Dec. He threw a career-high 17 TDs and a career-low 8 INTs.
- 12/26** - The Ravens recorded their 1st-ever shutout, a 22-0 win over Cincinnati. The victory completed a perfect Dec. and gave the Ravens a franchise-high 8 victories. 5 players (LB Peter Boulware, LB Ray Lewis, DE Michael McCrary, T Jonathan Ogden and S Rod Woodson) were named to the Pro Bowl. The Ravens' defense finished ranked 2nd in the NFL, and in the team's 6-3 finish, Baltimore outscored opponents, 229-142.
- 2000...** **2/18** - The Ravens signed 7-time Pro Bowl TE Shannon Sharpe, an unrestricted free agent who starred for 10 years with the Denver Broncos. Sharpe caught 552 passes for 6,983 yards and 44 TDs for Denver.
- 3/27** - NFL owners approved the sale of 49% of the Ravens to Anne Arundel County (MD) business executive Steve Bisciotti. Bisciotti has an option to purchase the remaining 51% for \$325 million in 2004.
- 4/15** - The Ravens went for offense in the 2000 NFL Draft, selecting Tennessee RB Jamal Lewis (5th overall), Florida WR Travis Taylor (10th overall), and Louisville QB Chris Redman (75th overall) with their 1st 3 picks.
- Sept.** - The Ravens opened the 2001 season with a 16-0 win at Pittsburgh in their last visit to Three Rivers Stadium on 9/3. They won 3 of their 1st 4 games, including a dramatic 39-36 win over Jacksonville (their 1st win over the Jaguars) and a 37-0 shutout over Cincinnati.
- Oct.** - Baltimore finished Oct. at 2-3, and did not score a TD during the month. Trent Dilfer replaced Tony Banks at QB on 10/29 vs Pittsburgh.
- Nov./Dec.** - Baltimore won its final 7 regular season games by a combined score of 193-63. On 11/26, Earnest Byner was the 1st person named to the Ravens' Ring of Honor during halftime of the 44-7 win over the Cleveland Browns. On 10/10, Art Modell was honored in pre-game ceremonies for his 40 years of ownership, and later that day was rewarded with the Ravens' 1st playoff berth, defeating San Diego, 24-3.
- 12/24** - The Ravens' defense set a 16-game record by allowing only 165 total points. Baltimore also set an NFL record by allowing only 970 yards rushing. The Ravens finished 12-4 after beating the New York Jets, 34-20, on Christmas Eve. Rookie RB Jamal Lewis rushed for a team-record 1,364 yards in 2000.
- 12/31** - The Ravens defeated the Denver Broncos, 21-3, in an AFC Wild Card Playoff Game at PSINet Stadium, the 1st home playoff game in Baltimore since 1977. Jamal Lewis rushed for 110 yards on 30 carries and scored twice, while the defense allowed Denver's rushing attack only 42 yards on the ground.
- 2001...** **1/2** - LB Ray Lewis won NFL Defensive MVP honors from the *Associated Press*.
- 1/7** - The Ravens scored 14 fourth quarter points to defeat Tennessee, 24-10, at Adelphi Coliseum to advance to the AFC Championship. The go-ahead TD was a 90-yard return by Anthony Mitchell of a blocked FG; then Ray Lewis scored on a 50-yard INT return to seal the win.
- 1/14** - The Ravens traveled to Oakland and defeated the Raiders, 16-3, in the AFC Championship game to advance to Super Bowl XXXV. Shannon Sharpe scored on an NFL postseason record 96-yard pass from Trent Dilfer. The Ravens limited the Raiders to 24 rushing yards.

BALTIMORE RAVENS HISTORY

- 1/28 - The Ravens defeated the New York Giants, 34-7, to capture their 1st World Championship in Super Bowl XXXV played at Raymond James Stadium in Tampa, FL. Ray Lewis was named Super Bowl MVP and only Ron Dixon's 97-yard KOR for a TD averted a shutout against the Giants. A Super Bowl record was set when 3 TDs were scored in a span of 36 seconds, including Duane Starks' 49-yard INT return and Jermaine Lewis' 84-yard KOR.
- 1/30 - Over 200,000 people turned out on a cold, rainy day to attend the Baltimore Ravens' Victory Parade. "This is the thrill of my life!" exclaimed then-owner Art Modell.
- 3/6 - The Ravens reached an agreement in principle on a 5-year contract with QB Elvis Grbac. Grbac had thrown for a career-high 4,169 yards and 28 TDs for Kansas City in 2000 and was named to his 1st Pro Bowl.
- 4/21 - The Ravens selected Arizona State TE Todd Heap with their 1st choice (31st overall) in the 2001 draft, and Baylor S Gary Baxter in the 2nd round (62nd overall). The Ravens held all of their own choices in each of the 7 rounds.
- July/Aug. - The Ravens opened training camp as defending World Champions with the entire nation watching, as HBO's "Hard Knocks: Training Camp With the Baltimore Ravens" debuted with the Ravens as the featured team. RB Jamal Lewis and RT Leon Searcy suffered season-ending injuries in the 1st week of camp.
- 8/13 - The Ravens 1st preseason game vs. the Eagles was cancelled by NFL Commissioner Paul Tagliabue at Philadelphia's Veterans Stadium because of hazardous field conditions.
- 9/9 - The Ravens won their 12th consecutive game and 2nd consecutive opener with a 17-6 win over the Chicago Bears at PSINet Stadium. Two days later, on 9/11, the World Trade Center collapsed following a terrorist attack. The 9/17 game was postponed until January.
- 10/21 - Matt Stover broke the NFL record for most consecutive games with a FG, snapping Fred Cox's old mark of 31 games, when he booted 2 three-pointers in a 24-14 loss to the Cleveland Browns at Cleveland Browns Stadium. Stover's streak ended at 38 games with a FGA on 12/16 vs. Pittsburgh.
- 11/18 - TE Shannon Sharpe became the NFL's all-time leading pass-catching TE (surpassing Ravens executive VP and GM Ozzie Newsome's mark of 662), when Sharpe caught a 29-yard pass on the 5th play of the game vs. the Cleveland Browns. He finished the 2001 season with 692 career receptions for 8,604 yards —both all-time NFL highs for a TE.
- 12/2 - S Rod Woodson set an NFL record by returning a Peyton Manning INT 47 yards for a TD, his NFL-best 10th career TD on an INT return in a 39-27 win over the visiting Indianapolis Colts. Woodson's TD snapped a tie with Ken Houston, who had 9 career INTs for TDs.
- 12/23 - Corey Dillon of the Cincinnati Bengals rushed for 127 yards, snapping the Ravens' streak of 50 games (including playoffs) of not allowing a 100-yard rusher, the longest streak since the 1989-1992 Philadelphia Eagles had a 53-game streak. The Ravens scored their 3rd consecutive home shutout win over the Bengals (16-0), the 1st time in 24 years — (1975-77, Oakland over San Diego) that a team had 3 straight home shutouts over the same opponent.
- 2002... 1/2 - Six Ravens were selected to play in the Pro Bowl, tying the team mark set in 1998. Selected were LB Ray Lewis, T Jonathan Ogden, DT Sam Adams, RS Jermaine Lewis, TE Shannon Sharpe and S Rod Woodson.
- 1/7 - The Ravens played a postponed regular season game against Minnesota at Ravens Stadium and defeated the Vikings, 19-3, allowing Baltimore to advance to the playoffs. The game was scheduled for Monday, 9/17, but was re-scheduled because of the 9/11 terrorist attack on the United States. The victory gave the Ravens a 10-6 record and clinched a Wild Card spot as the AFC's 5th seed. LB Peter Boulware set a team record with 4 sacks vs. the Vikings to finish as the AFC's leading sacker with 15.

BALTIMORE RAVENS HISTORY

- 1/13 -** The Baltimore Ravens traveled to Miami and defeated the Dolphins, 20-3, in the AFC Wild Card Playoff game. Baltimore set a playoff team record with 226 rushing yards on 50 carries. The Ravens became the 1st team in NFL history to win its 1st 5 playoff games. Only Joe Gibbs, who won his 1st 6 playoff games surpassed Brian Billick's mark of 5 (tied with Tom Flores).
- 1/20 -** After 5 consecutive playoff wins (including the Super Bowl run in 2000), the Ravens were stopped at Heinz Field with a 27-10 loss to the Pittsburgh Steelers in the AFC Divisional Playoff game. The Steelers jumped to a 20-0 first-half lead and stifled Baltimore's offense. Baltimore's only TD came when RS Jermaine Lewis set an NFL playoff record with an 88-yard punt return for a score in the third quarter.
- 4/20 -** In the 66th Annual NFL Selection Meeting, the Ravens chose 10 players, many of whom made an immediate impact. Baltimore picked S Ed Reed (24th overall) out of Miami (FL) with its 1st pick and DE Tony Weaver (Notre Dame) with its 2nd (52nd overall). The Ravens had a total of 10 picks, 3 compensatory. Four days later, the Ravens signed UFA QB Jeff Blake, who would replace QB Chris Redman (back) following the 6th game of the 2002 season.
- 5/15 -** The Ravens and McDaniel College (formerly Western Maryland College) announced a 3-year contract extension to keep Ravens training camp in Westminster, MD through the 2004 season. The team has trained at the Westminster campus since the 1996 inaugural season.
- 9/8 -** With the youngest team in NFL history (19 1st-year players), the Ravens dropped their 1st 2 games of the 2002 season, at Carolina (10-7) and at home on 9/15 vs. the Buccaneers (25-0). A moving tribute was paid to Hall of Famer Johnny Unitas prior to the game, and QB Chris Redman, a close friend and admirer, wore black hightops in honor of his hero. Johnny Unitas passed away on Sept. 11, 2002.
- 9/30 -** Chris McAlister ran into the NFL record books against Denver. With 1 second remaining in the first half, Broncos K Jason Elam's FG attempt was short. McAlister caught it in the end zone and returned it 107 yards for a TD – the longest play of any kind in league history. The previous record was 106 yards (3 KORs), last accomplished by Roy Green in 1979. Baltimore won 34-23. S Ed Reed blocked the 1st punt in Ravens history, leading to the Ravens' 2nd TD of the second quarter against the Broncos.
- 10/20 -** Johnny Unitas and 7 of his Hall of Fame teammates were enshrined into the Ring of Honor at Ravens Stadium in front of a sellout crowd of 69,173 fans. A bronze statue of Unitas' likeness was sculpted by local Baltimore artist Frederick Kail and dedicated at Gate A, newly named *Unitas Plaza*. In a joint effort, the Baltimore Ravens, Art Modell, the Steve Bisciotti family, and others commissioned the project. Enshrined with Unitas were: WR Raymond Berry, RB Lenny Moore, DT Art Donovan, DE Gino Marchetti, TE John Mackey, OT Jim Parker and LB Ted Hendricks.
- Nov. -** RS Lamont Brightful's 95-yard punt return was the longest PR in the NFL for the 2002 season; S Ed Reed recorded a 2nd blocked punt, which he returned for a TD in the victory vs. Tennessee, 13-12. The Ravens were 4-0 when scoring a TD on special teams in 2002.
- 12/29 -** The Ravens lost their final game of the season at Pittsburgh (34-31) in a heart-breaking nailbiter. Hopes of a playoff berth ended, and the Ravens finished with a 7-9 record. Three Ravens players traveled to the Pro Bowl: T Jonathan Ogden, LB Peter Boulware and 1st-timer TE Todd Heap.

2003...

- Jan./Feb. -** Ozzie Newsome was named the NFL's 1st minority general manager. The executive VP and GM promoted 6 members of his staff: Phil Savage, player personnel director; George Kokiniš, pro personnel director; Eric DeCosta, college scouting director. Former Bears Hall of Fame LB Mike Singletary launched his coaching career when he was hired by the Ravens as LB coach. Art Modell entered his 43rd year in the NFL as a franchise owner.

BALTIMORE RAVENS HISTORY

- 4/26-27 - The Ravens had 11 draft picks going into the 67th Annual NFL Selection Meeting, 4 of which were compensatory picks. LB Terrell Suggs (Arizona State) was selected with the 1st pick (10th overall). In a draft-day trade with New England, the Ravens secured a 2nd 1st-round pick (19th overall) and selected QB Kyle Boller (California) in exchange for their 2nd-round pick in 2003 and their 1st-rounder in 2004.
- 5/6 - Ravens Stadium was re-named M&T Bank Stadium in a press conference held at the stadium. The 15-year \$75 million agreement includes naming rights, as well as important community-based programs that will be jointly administered. The 147-year old M&T Bank is headquartered in Buffalo, New York.
- 9/2 - The average age of the Ravens was only 25.8 years at roster cutdown. Baltimore had 17 1st- and 2nd-year players on the roster; 7 rookies and 11 2nd-year veterans. The average years of experience was just 4. The Ravens were the 3rd youngest team in the NFL (Cleveland, 24.8 and Chicago, 25.3).
- 9/7-14 - The Ravens opened the season on the road at Pittsburgh and lost to their division rivals, 34-15. Rookie QB Kyle Boller started his 1st game as a pro. In a reverse scenario, Baltimore rolled over the Cleveland Browns the following week 33-13 at M&T Bank Stadium. In that home opener, RB Jamal Lewis broke an NFL record with 295 yards rushing on 30 carries and 2 TDs - nailing 1 TD for 82 yards. In the game at Cleveland (12/21), Lewis rushed for 205 yards, setting the NFL mark for rushing yards in a season vs. the same team - 500 yards.
- 12/18 - A team-record 8 players were voted to the Pro Bowl (most-tied with the Chiefs): LB Ray Lewis, S Ed Reed, LB Peter Boulware, T Jonathan Ogden, TE Todd Heap, RB Jamal Lewis, CB Chris McAlister and LB/Special Teamer Adalius Thomas.
- 12/28 - Art Modell joined the Ravens Ring of Honor at M&T Bank Stadium with his induction at the final game of the season, a 13-10 OT win over the Pittsburgh Steelers. Baltimore finished 10-6, winning their 1st-ever AFC North Division title.
- 12/31 - Jamal Lewis and Ray Lewis were named AP's NFL Offensive and Defensive Players of the Year, while LB Terrell Suggs was named AP's NFL Defensive Rookie of the Year.
- 2004... 1/3 - The Ravens lost, 20-17, to the Titans in the AFC Wild Card game at M&T Bank Stadium on Gary Anderson's game-winning kick (46-yard FG), with 29 seconds remaining.
- 2/4 - Jim Fassel, former head coach of the NY Giants, was named senior consultant/offense for the Baltimore Ravens. It marks the 1st time 2 Super Bowl head coaches are on the same team.
- 2/24 - Ravens named CB Chris McAlister franchise player for 2nd straight year.
- 4/9 - The NFL approved Ravens new owner Steve Bisciotti's purchase of the club.
- 4/13 - Ravens and McDaniel College extended their partnership 6 years to keep training camp in Westminster through 2010. The deal includes installation of Sportex Momentum Turf on the college's main athletic field with both parties sharing costs.
- 4/24-25 - The Ravens had 10 draft picks (3 compensatory) in the 68th NFL Selection Meeting. Their 1st pick was traded in 2003 to NE for QB Kyle Boller (19). The Ravens selected DE/DT Dwan Edwards in the 2nd round (51st overall). The 3rd- and 5th-round selections (88 and 155) were traded to Min. for a 3rd-rounder (82) to select WR DevarD Darling (Washington State). OLB Roderick Green (Central Missouri State) was selected at the 153rd spot from Miami for the Ravens' 5th (160) and 7th (222).

BALTIMORE RAVENS ALL-TIME ROSTER

95	Adams, Sam (DT)	Texas A&M, 2000-01
43	Adams, Vashone (S)	Eastern Michigan, 1996
82	Alexander, Derrick (WR)	Michigan, 1996-97
29	Allen, Terry (RB)	Clemson, 2001
66	Anderson, Bennie (OL)	San Diego State, 2001-03
88	Armour, Justin (WR)	Stanford, 1999
46	Arnaud, Robert (RB)	Georgia, 2000#
70	Arvie, Herman (OL)	Grambling, 1996
74	Atkins, James (OL)	S.W. Louisiana, 1997-99
30	Ayandadejo, Obafemi (FB)	San Diego St., 1999-2001
35	Bailey, Robert (DB)	Miami (FL), 2000
23	Baldwin, Randy (RB)	Mississippi, 1996
12	Banks, Tony (QB)	Michigan State, 1999-2000
28	Baxter, Gary (DB)	Baylor, 2001-03
76	Bernstein, Alex (OL)	Amherst, 1997&, 1998#
89	Bishop, Harold (TE)	Louisiana State, 1996
69	Blackshear, Jeff (G)	N.E. Louisiana, 1996-99
11	Blake, Jeff (QB)	East Carolina, 2002
74	Bobo, Orlando (OL)	N.W. Louisiana, 2000-01
7	Boller, Kyle (QB)	California, 2003
70	Bolling, Nate (DT)	Wake Forest, 2003#
36	Booth, Issac (DB)	California, 1996
58	Booth, Peter (LB)	Florida State, 1997-2003
82	Bowman, Mike (WR)	Valdosta State, 1998#
24	Brady, Donny (DB)	Wisconsin, 1996-98
35	Bratton, Jason (FB)	Grambling, 1997#
57	Brightful, O.J. (LB)	Rice, 2000
45	Brigance, Lamont (RS)	Eastern Washington, 2002-03
22	Brew, Dorian (DB)	Kansas, 1996-97
16	Britton, Eddie (WR)	Central State (OH), 1997*
44	Brookins, Jason (RB)	Lane College, 2000*-01
77	Brooks, Ethan (T)	Williams College, 2003
90	Brown, Cornell (LB)	Virginia Tech, 1997-2000-03
18	Brown, Curtis (WR)	Alabama, 1996*
78	Brown, Orlando (OT)	S.C. State, 1996-98, 2003
90	Burnett, Rob (DE)	Syracuse, 1996-2001
85	Burrough, Jonathan (TE)	New Mexico, 2001
21	Byner, Earnest (RB)	East Carolina, 1996-97
56	Caldwell, Mike (LB)	Middle Tenn. State, 1996
10	Case, Stoney (QB)	New Mexico, 1999
65	Cavil, Ben (OL)	Oklahoma, 1997-98
92	Chase, Martin (DT)	Oklahoma, 1998*-99
55	Clark, Sedric (LB)	Tulsa, 1996
81	Coates, Ben (TE)	Livingstone, 2000
63	Collins, Mike (G)	Wake Forest, 2002
49	Collins, Ryan (TE)	St. Thomas (MN), 1999
72	Cook, Damion (OT)	Bethune-Cookman, 2002-03
23	Cotton, Kenyon (FB)	S.W. Louisiana, 1997-98
51	Croel, Mike (LB)	Nebraska, 1996
1	Cunningham, Randall (QB)	UNLV, 2001
72	Dafney, Bernard (OL)	Tennessee, 1997
91	Dalton, Lionel (DT)	Eastern Michigan, 1998-2001
30	Daniel, Eugene (CB)	Louisiana State, 1997
53	Daniels, Dexter (LB)	Florida, 1996
66	Daniels, Jerome (OL)	Northeastern, 1997#
96	Darby, Chartric (DT)	S. Carolina State, 1998#
56	Davis, Anthony (LB)	Utah, 2000
6	Davis, Billy (WR)	Pittsburgh, 1999-2000
85	DeLong, Greg (HB)	North Carolina, 1999
47	Demps, Will (S)	San Diego State, 2002-03
17	Devoe, Todd	Central Missouri St., 2003#
60	DeVries, Jed (OL)	Utah State, 1996*
8	Differ, Trent (QB)	Fresno State, 2000
94	Douglas, Marques (DL)	Howard, 1999, 2001-03
36	Dowden, Corey (DB)	Grambling, 1996
31	Dowers, Dante (DB)	Alcorn State, 1996#

60	Early, Michael (OL)	Norfolk State, 2003#
40	Edison, Pedro (TE)	E. Tenn. State, 2000*
61	Elmore, John (OL)	Texas, 1997&
85	Ethridge, Ray (WR)	Pasadena City, 1996-97
29	Evans, Charles (FB)	Clark U. (Atl.), 1999-2000
61	Everitt, Steve (C)	Michigan, 1996
78	Fitzpatrick, Larry (DT)	Illinois State, 1998-99#
62	Flynn, Mike (OL)	Maine, 1997&, 1998-2003
71	Folau, Spencer (OT)	Idaho, 1996#, 1997-2000
78	Footman, Dan (DL)	Florida State, 1996
91	Fortune, Elliott (DL)	Georgia Tech, 1996
91	Franklin, Aubrayo (DT)	Tennessee, 2003
97	Frase, Paul (DE)	Syracuse, 1998
94	Frederick, Mike (DL)	Virginia, 1996-98
26	Fuller, Corey (CB/S)	Florida State, 2003
35	Gardner, Carwell (FB)	Louisville, 1996
32	Gash, Sam (FB)	Penn State, 2000-02
73	Goad, Tim (DT)	North Carolina, 1996
62	Goeas, Leo (OL)	Hawaii, 1997
50	Goganious, Keith (LB)	Penn State, 1996
34	Graham, Jay (RB)	Tennessee, 1997-99
95	Green, Howard (DT)	LSU, 2002
18	Grbac, Elvis (QB)	Michigan, 2001
86	Green, Eric (TE)	Liberty, 1996-98
97	Gregg, Kelly (OL)	Oklahoma, 2000#-03*
81	Hambrick, Kenyon (WR)	Alabama A&M, 2001&
4	Harbaugh, Jim (QB)	Michigan, 1998
51	Harris, Bernardo (LB)	North Carolina, 2002-03*
45	Harris, Corey (S)	Vanderbilt, 1998-01
67	Harrison, Chris (OL)	Virginia, 1999#
48	Hartley, Frank (TE)	Illinois, 1996
56	Hartwell, Edgerton (LB)	Western Illinois, 2001-03
86	Heap, Todd (TE)	Arizona State, 2001-03
70	Hellestrae, Dale (LS)	Southern Methodist, 2001
67	Hernandez, Adam (OL)	Yale, 1998
20	Herring, Kim (S)	Penn State, 1997-2000
33	Hoard, Leroy (RB)	Michigan, 1996
33	Holmes, Priest (RB)	Texas, 1997-2000
15	Horsley, Albert (WR)	Delaware State, 2001*
25	Houston, Martavious (S)	Auburn, 2001#
66	Hudson, John (LS)	Auburn, 2000
33	Hughley, Delvin (CB)	Jacksonville St., 2001&
23	Hunter, Dameron (RB)	Utah, 2002
23	Hunter, Earnest (RB)	S.E. Oklahoma, 1996
84	Hunter, Javin (WR)	Notre Dame, 2002S-03*
80	Hynes, Randy (WR)	Grambling State, 2002-03*
64	Isaia, Sale (G)	UCLA, 1996, 1997-98*
87	Ismail, Quadry (WR)	Syracuse, 1999-2001
50	Jackson, Brad (LB)	Cincinnati, 1998-2001
81	Jackson, Michael (WR)	Southern Miss., 1996-98
25	Jenkins, DeRon (DB)	Tennessee, 1996-99
6	Jenkins, J.R. (K)	Marshall, 2002
55	Johnson, J.R. (LB)	Syracuse, 2002
95	Johnson, Jarret (DE)	Alabama, 2003
85	Johnson, Patrick (WR)	Oregon, 1998-2001
83	Johnson, Ron (WR)	Minnesota, 2002-03
97	Jones, James (DL)	Northern Iowa, 1996-98
88	Jones, John (TE)	Indiana (PA), 2000-03
31	Jones, Rondell (S)	North Carolina, 1997
66	Jones, Tony (T)	Western Carolina, 1996
82	Jones, Terry (TE)	Alabama, 2002-03

BALTIMORE RAVENS ALL-TIME ROSTER

87	Kelly, Kareem (WR)	Southern California, 2003#
92	Kemoeatu, Maake (DT)	Utah, 2002-03
12	Knight, Tom (CB)	Iowa, 2002-03
14	Knight, Danny (K)	Augusta State, 2001
88	Kinchen, Brian (TE)	Louisiana State, 1996-98
57	Kopp, Jeff (LB)	USC, 1998, 1999&
37	Lake, Camell (S)	UCLA, 2001
38	Langham, Antonio (DB)	Alabama, 1996-97
82	LeBel, Harper (TE)	Colorado State, 1998
31	Lewis, Jamal (RB)	Tennessee, 2000-01*-03
84	Lewis, Jermaine (WR/KR)	Maryland, 1996-01, 2002*
52	Lewis, Ray (LB)	Miami (FL), 1996-2002*-03
61	Lindsay, Everett (OL)	Mississippi, 1999
50	Lopez, Nicholas (LB)	Texas Southern, 1997
35	Love, Clarence (DB)	Toledo, 1999&-2000
95	Lyle, Rick (DL)	Missouri, 1996
29	Lyons, Lamar (DB)	Washington, 1997
59	Maese, Joe (LS)	New Mexico, 2001-03
21	McAlister, Chris (CB)	Arizona, 1999-2003
54	McCloud, Tyrus (LB)	Louisville, 1997-98
99	McCrory, Michael (DE)	Wake Forest, 1997-2001-02*
65	Merced, Richard (OL)	Miami (FL), 2000#
42	Mitchell, Anthony (DB)	Tuskegee, 1999&-2002
60	Mitchell, Jeff (C)	Florida, 1997*, 1998-2000
19	Mitchell, Scott (QB)	Utah, 1999
9	Montgomery, Greg (P)	Michigan State, 1996-97
27	Moore, Steven (S)	Mississippi, 1996-99
33	Morris, Byron "Bam" (RB)	Texas Tech, 1996-97
33	Morrow, Harold (FB)	Auburn, 2003
34	Mughelli, Ovie (FB)	Wake Forest, 2003
64	Multito, Edwin (G)	Arizona, 1999-2003
11	Nash, Marcus (WR)	Tennessee, 1999, 2000&
6	Nedney, Joe (K)	San Jose St., 1999&
67	Neujahr, Quentin (C)	Kansas State, 1996-97
17	Newcombe, Bobby (WR)	Nebraska, 2001#
18	Nord, Kendrick (WR)	Grambling, 1999#
95	Nugent, Dave (DE)	Purdue, 2002
89	Ofofite, AJ (TE)	Missouri, 1996#, 1997-99
87	Ogden, Jeff (WR)	Eastern Washington, 2003
75	Ogden, Jonathan (T/G)	UCLA, 1996-2003
56	Olsavsky, Jerry (LB)	Pittsburgh, 1998
6	Oris, Scott (QB)	Glenville State (PA), 1996
91	Parker, Riddick (DE)	North Carolina, 2002-03
79	Pashos, Tony (OT)	Illinois, 2003*
59	Payne, Rod (C)	Michigan, 2000#
53	Peters, Tyrrell (LB)	Oklahoma, 1997-99
81	Pierce, Aaron (TE)	Washington, 1999
98	Pleasant, Anthony (DE)	Tennessee State, 1996
43	Poindexter, Anthony (S)	Virginia, 1999&*, 2000
24	Porter, Alvin (DB)	Oklahoma State, 2001-02
42	Potts, Roosevelt (FB)	N.E. Louisiana, 1998
76	Powell, Carl (DE)	Louisville, 2000
59	Powell, Craig (LB)	Ohio State, 1996
97	Preston, Charles (DL)	Hampton, 1999#
80	Purnell, Lovett (TE)	West Virginia, 1999
61	Rabach, Casey (C/G)	Wisconsin, 2001&-02-03
7	Redman, Chris (QB)	Louisville, 2000-03
20	Reed, Ed (S)	Miami, 2002-03
32	Rhett, Errict (RB)	Florida, 1998-99
39	Ricard, Alan (RB)	N.E. Louisiana, 2000#-02-03
13	Richard, Donald (WR)	S.W. Louisiana, 1997#
5	Richardson, Kyle (P)	Arkansas State, 1998-2001
14	Richardson, Wally (QB)	Penn State, 1997&, 1998
9	Richey, Wade (K)	Louisiana State, 2003
63	Roberts, Cleve (OL)	Troy State, 1999#
76	Robinson, Dwayne (DL)	Virginia Union, 1997-98#
30	Robertson, Rob (FB)	Northwestern St. (LA), 1998*
61	Robinson, Kareem (DE)	Tenn.-Chattanooga, 1998*
87	Robinson, Marcus (WR)	South Carolina, 2003

83	Roe, James (WR)	Norfolk State, 1996-98
81	Sanders, Frank (WR)	Auburn, 2003
27	Sapp, Jerome (S)	Notre Dame, 2003
80	Savoy, Phil (WR)	Colorado, 1998#
57	Scott, Bart (LB)	Southern Illinois, 2002-03
72	Searey, Leon (T)	Miami (FL), 2001*
93	Sears, Corey (DL)	Mississippi State, 1996*
53	Sessions, Bobby (LB)	Tennessee, 2001#
82	Sharpe, Shannon (TE)	Savannah State, 2000-01
55	Sharper, Jamie (LB)	Virginia, 1997-2001
87	Singleton, Nate (WR)	Grambling, 1997
98	Siragusa, Tony (DT)	Pittsburgh, 1997-2001
53	Slaughter, TJ (LB)	Southern Mississippi, 2003
96	Smith, Fernando (DE)	Jackson State, 1999
73	Smith, Lawrence (OT)	Tennessee State, 2002&-03#
32	Smith, Musa (RB)	Georgia, 2003
88	Smith, Trent (TE)	Oklahoma, 2003*
43	Solwold, Mike (LS)	Wisconsin, 2003
11	Stark, Jon (QB)	Trinity Int'l, 1996*
22	Starks, Duane (CB)	Miami (FL), 1998-2001
41	Staten, Ralph (S)	Alabama, 1997-98
80	Stokely, Brandon (WR)	SW Louisiana, 1999-2002
3	Stover, Matt (PK)	Louisiana Tech, 1996-2003
55	Suggs, Terrell (LB)	Arizona State, 2003
54	Sutter, Ed (LB)	Northwestern, 1996
70	Swayne, Harry (OL)	Rutgers, 1999-2000
22	Tate, Robert (CB)	Cincinnati, 2002
29	Taylor, Chester (RB)	Toledo, 2002-03
92	Taylor, Leland (DL)	Louisville, 1997
54	Taylor, Shannon (LB)	Virginia, 2001-02
89	Taylor, Travis (WR)	Florida, 2000-01*-02-03
12	Testaverde, Vinny (QB)	Miami (FL), 1996-97
96	Thomas, Adalio (DE)	Southern Miss., 2000-02-03*
65	Thomas, Jason (G)	Hampton, 2002
34	Thomas, Richard (RB)	Washington, 1996#
37	Thompson, Bennie (DB)	Grambling, 1996-99
16	Thompson, Germany (WR)	New Mexico, 2000&
38	Trapp, James (DB)	Clemson, 1999-2002
29	Turner, Eric (DB)	UCLA, 1996
87	Turner, Floyd (WR)	North'n St. (LA), 1996, 1998
77	Vickers, Kipp (OL)	Miami (FL), 2000-01
44	Vinson, Tony (RB)	Towson, 1997, 1998*, 1999
33	Waddell, Reggie (DB)	W. Illinois, 2001
38	Walls, Raymond (CB)	Southern Mississippi, 2003
82	Wainright, Frank (TE)	Northern Colorado, 1999-2000
74	Walker, Robert (DL)	Southern, 1997#
95	Ward, Chris (DL)	Kentucky, 1997
98	Weaver, Anthony (DE)	Notre Dame, 2002-03
93	Washington, Keith (DE)	UNLV, 1997-2000
79	Webster, Larry (DL)	Maryland, 1996S, 1997-2001
40	Williams, Calvin (WR)	Purdue, 1996
49	Williams, Chad (S)	So. Mississippi, 2002-03
76	Williams, Erik (OL)	Central State (OH), 2001
57	Williams, Jerroll (LB)	Purdue, 1996
36	Williams, John (CB)	Southern, 1997-98
99	Williams, Larry (DL)	Mississippi State, 1996#
23	Williams, Moe (RB)	Kentucky, 2001
72	Williams, Sammy (OL)	OK, 1998*, 99&, 2000-01
63	Williams, Wally (OL)	Florida A&M, 1996-98
54	Wilkinson, Calvin (LB)	Temple, 2000*
26	Woodson, Rod (CB)	Purdue, 1998-2001
2	Wright, Anthony (QB)	South Carolina, 2002-03
85	Wynn, Milton (WR)	Washington State, 2002
80	Yarborough, Ryan (WR)	Wyoming, 1997-98
15	Zastudil, Dave (P)	Ohio University, 2002-03
10	Zeier, Eric (QB)	Georgia, 1996-98

= PRACTICE SQUAD \$ = SUSPENDED
 * = INJURED RESERVE & = ACTIVE ROSTER,
 BUT DID NOT PLAY

ALL-TIME DRAFT CHOICES

1996

1a. **Ogden, Jonathan** (OL) UCLA; 1b. **Lewis, Ray** (LB) Miami (FL), Choice from SF along with 49ers 1995 1st, 3rd and 4th-(from KC) round picks for Cle. 1995 1st-round pick (obtained from Atl. for RB Eric Metcalf and Cle. original 1995 1st-round pick); 2a. Choice to TB for TE Harold Bishop; 2b. **Jenkins, DeRon** (CB) Tennessee, choice from Den. for 1996 3rd, 4th and 7th-round picks; 3. Choice to Den.; 4. Choice to Den.; 5a. Choice to NO for DB Reginald Jones; 5b. **Lewis, Jermaine** (WR) Maryland, choice from Atl. for G Gene Williams; 5c. Choice (obtained from Phi. to Dal. for 1997 4th-round pick; 6a. **Daniels, Dexter** (LB) Florida; 6b. **Roe, James** (WR) Norfolk State, Choice from Jax. (supplemental) along with Jaguars' 1995 5th-round pick for Cle. 1995 4th-round pick; 7a. Choice to Den.; 7b. **Stark, Jon** (QB) Trinity International (Ill.), Choice from Phi. for DL Ronnie Dixon.

1997

1. **Boulware, Peter** (LB) Florida State; 2a. **Sharper, Jamie** (LB) Virginia; 2b. **Herring, Kim** (S) Penn State, choice from Den. for T Tony Jones; 3. **Graham, Jay** (RB) Tennessee; 4a. Choice to Atl. through Sea. for G Jeff Blackshear; 4b. **McCloud, Tyrus** (LB) Louisville, choice from Dal. for 1996 5th-round pick (obtained from Phi.); 5. **Mitchell, Jeff** (C) Florida; 6a. **Lee, Steve** (FB) Indiana; 6b. **Brown, Cornell** (LB) Virginia Tech, compensatory; 7a. **Ward, Chris** (DE) Kentucky; 7b. **Richardson, Wally** (QB) Penn State, compensatory; 7c. **Staten, Ralph** (S) Alabama, compensatory; 7d. **Taylor, Leland** (DT) Louisville, compensatory.

1998

1. **Starks, Duane** (CB) Miami (Fla.); 2. **Johnson, Patrick** (WR) Oregon; 3. Choice along with 1998 4th-round pick to Ind. for QB Jim Harbaugh and Colts 1998 4th-round pick; 4a. choice (from Ind.) to Ind. for 1998 4th, 5th and 6th-round picks; 4b. to TB for 1999 3rd-round pick; 5a. (from Ind.) **Chase, Martin** (DT) Oklahoma; 5b. **Sutter, Ryan** (S) Colorado; 6a. (from Ind.) **Rogers, Ron** (LB) Georgia Tech; 6b. **Williams, Sammy** (OT) Oklahoma; 7a. Choice to Atl. through Pit. for OL Bernard Dafney; 7b. **Quayle, Cam** (TE) Weber State, compensatory.

1999

1. **McAlister, Chris** (CB) Arizona; 2. Choice to Atl. for Atl. 2000 1st-round pick; 3. Choice to Det. along with conditional 2000 5th-round pick for QB Scott Mitchell; 4a. **Stokley, Brandon** (WR) SW Louisiana; 4b.

Mulitalo, Edwin (OL) Arizona; 5. Choice to STL along with 2000 7th-round pick for QB Tony Banks; 6a. Choice to NE for TE Lovett Purnell; 6b. Choice (from TB) to Min. for OL Everett Lindsay; 7. **Poindexter, Anthony** (S) Virginia.

2000

1a. **Lewis, Jamal** (RB) Tennessee (pick acquired from Atl. for a 1999 2nd-round choice); 1b. **Taylor, Travis** (WR) Florida; 3. **Redman, Chris** (QB) Louisville; 5. **Mercier, Richard** (OL) Miami (FL); 6a. **Thomas, Adaluis** (DE) Southern Mississippi; 6b. **Woodard, Cedric** (DT) Texas.

2001

1. **Heap, Todd** (TE) Arizona State; 2. **Baxter, Gary** (DB) Baylor; 3. **Rabach, Casey** (C/G) Wisconsin; 4. **Hartwell, Edgerton** (LB) Western Illinois; 5. **Barnes, Chris** (RB) New Mexico State; 6. **Maese, Joe** (LS) New Mexico; 7. **Missouri, Dwayne** (DE) Northwestern.

2002

1. **Reed, Ed** (S) Miami (FL); 2. **Weaver, Anthony** (DL) Notre Dame; 3. Choice to Washington; 4a. **Zastudil, Dave** (P) Ohio U.; 4b. **Johnson, Ron** (WR) Minnesota; 5. **Jones, Terry** (TE) Alabama; 6a. **Brightful, Lamont** (DB) Eastern Washington; 6b. **Hunter, Javin** (WR) Notre Dame; 6c. **Taylor, Chester** (RB) Toledo; 6d. **Williams, Chad** (S) Southern Mississippi; 7. **Pate, Wes** (QB) Stephen F. Austin.

2003

1a. **Suggs, Terrell** (LB) Arizona State; 1b. **Boller, Kyle** (QB) California; 2. Choice to NE with 2004 1st-round pick for NE's 2003 1st-round pick (19th/Boller); 3. **Smith, Musa** (RB) Georgia; 4a. **Johnson, Jarret** (DE) Ala.; 4b. **Mughelli, Ovie** (FB) Wake Forest, compensatory; 5a. **Franklin, Aubrayo** (DT) Tennessee; 5b. **Pashos, Tony** (T) Ill., compensatory; 6. **Sapp, Gerome** (S) Notre Dame; 7a. **Smith, Trent** (TE) Oklahoma; 7b. **Mabry, Mike** (C) Central Florida, compensatory; 7c. **Sanders, Antwoine** (S) Utah, compensatory.

2004

1. Traded pick to NE for Pats 2003 1st-round selection (19th overall) for (QB) **Kyle Boller**; 2. **Dwan Edwards** (DT) Oregon State; 3. **Devard Darling** (WR) Washington State; 4. Traded pick to Jacksonville for WR **Kevin Johnson**; 5. **Roderick Green** (OLB) Central Missouri State; 6a. **Josh Harris** (QB) Bowling Green; 6b. **Clarence Moore** (WR) Northern Arizona; 7a. **Derek Abney** (WR/RS) Kentucky; 7b. **Brian Rimpf** (G) East Carolina, both compensatory.

DRAFTED PLAYERS COLLEGES - 1996 to 2004

Alabama 3, Arizona 2, Arizona State 2, Baylor 1, Bowling Green 1, California 1, Central Florida 1, Central Missouri State 1, Colorado 1, East Carolina 1, Eastern Washington 1, Florida 3, Florida State 1, Georgia 1, Georgia Tech 1, Illinois 1, Indiana 1, Kentucky 2, Louisville 3, Maryland 1, Miami (FL) 4, Minnesota 1, New Mexico 1, New Mexico State 1, Norfolk State 1, Northern Arizona 1, Northwestern 1, Notre Dame 2, Ohio University 1, Oklahoma 3, Oregon 1, Oregon State 1, Penn State 2, Southern Mississippi 2, SW Louisiana 1, Stephen F. Austin 1, Tennessee 3, Texas 1, Toledo 1, Trinity International 1, UCLA 1, Utah 1, Virginia 2, Virginia Tech 1, Wake Forest 1, Washington State 1, Weber State 1, Western Illinois 1, Wisconsin 1

ALL-TIME WON / LOSS RESULTS

REGULAR SEASON • ENTERING 2004

	RECORD	HOME	AWAY
Overall/Including Memorial Stadium	63-64-1	38-25-1	25-39
In M&T Bank Stadium	31-17	31-17	n/a
Coached by Brian Billicek	47-33	27-13	20-20
vs. AFC Teams	54-50	34-24	20-26
vs. AFC North (AFC Central)	7-5 (26-28)	4-2 (13-14)	3-3 (13-14)
vs. AFC East	4-10	3-3	1-7
vs. AFC South	4-1	3-0	1-1
vs. AFC West	9-6	7-2	2-4
vs. NFC Teams	14-15-1	9-4-1	5-11
vs. NFC North (NFC Central)	0-0 (3-5)	0-0 (3-1)	0-0 (0-4)
vs. NFC East	4-2-1	1-1-1	3-1
vs. NFC South	0-4	0-2	0-2
vs. NFC West	7-4	5-0	2-4
On Monday Night Football - ABC	3-0	2-0	1-0
On ESPN	4-6	3-2	1-4
In Overtime	4-3-1	3-1-1	1-2
In Season Openers	3-5	2-2	1-3
In Domes	2-6	n/a	2-6
Reliant Stadium (Houston Astrodome)	1-0 (0-1)		1-0 (0-1)
Indianapolis RCA Dome	0-2		0-2
Edward Jones Dome (St. Louis)	0-2		0-2
Georgia Dome (Atlanta)	1-1		1-1
In August	0-1	0-1	0-0
In September	16-13	10-4	6-9
In October	11-19	5-9	6-10
In November	17-17-1	9-6-1	8-11
In December	18-13	13-4	5-9
In January	1-1	1-0	0-1

POSTSEASON • WON / LOSS RESULTS

	RECORD	HOME	AWAY
Overall	5-2	1-1	4-1
vs. AFC Central	1-0	0-0	1-0
vs. AFC North	0-1	0-0	0-1
vs. AFC South	0-1	0-1	0-0
vs. AFC East	1-0	0-0	1-0
vs. AFC West	2-0	1-0	1-0
vs. NFC	1-0	0-0	1-0

ALL-TIME PRESEASON RESULTS

1996 (3-1)

8/3 vs. Philadelphia (63,804).....	W	17-9
8/10 at New York Giants (39,799)	W	37-27
8/17 vs. Green Bay (62,025).....	L	15-17
8/23 at Buffalo (51,905).....	W	37-14

1997 (0-4)

8/2 vs. New York Giants (53,268).....	L	20-21
8/8 at New York Jets (23,067).....	L	29-39
8/16 at Philadelphia (60,939).....	L	13-24
8/22 vs. Buffalo (51,905).....	L	28-31

1998 (4-0)

8/8 vs. Chicago (65,938).....	W	19-14
8/15 at New York Jets (47,906).....	W	33-0
8/24 vs. Philadelphia (65,970).....	W	23-6
8/28 at New York Giants (48,754).....	W	14-6

1999 (4-0)

8/12 at Philadelphia (43,552).....	W	10-7
8/21 at Atlanta (44,843).....	W	19-6
8/28 vs. Carolina (66,247).....	W	28-24
9/3 vs. New York Giants (60,092).....	W	28-24

2000 (4-0)

8/5 vs. Philadelphia (65,459).....	W	16-13
8/12 vs. New York Jets (66,588).....	W	10-0
8/18 at Carolina (72,551).....	W	24-13
8/25 at New York Giants (76,527).....	W	28-24

2001 (1-2)

8/13 at Philadelphia - Cancelled*		
8/18 at New York Jets (76,406).....	L	3-16
8/23 vs. Carolina (66,619).....	L	17-20
8/31 vs. New York Giants (66,197).....	W	38-9

2002 (2-2)

8/9 vs. Detroit (67,421).....	W	12-6
8/15 vs. New York Jets (67,681).....	L	14-16
8/23 at Philadelphia (58,443).....	W	13-12
8/29 at New York Giants (76,572).....	L	0-13

2003 (1-3)

8/9 vs. Buffalo (68,550).....	L	19-20
8/16 at Atlanta (68,237).....	W	13-10
8/23 at Washington (70,460).....	L	3-24
8/28 vs. New York Giants (68,169).....	L	24-30

*Field Conditions

All-time Preseason Record: 19-12

ALL-TIME REGULAR SEASON RESULTS

1996: 4-12 (Points: 371-441) 5th AFC Central

9/1	Oakland (64,124)	W 19-14
9/8 @	Pittsburgh (57,241)	L 17-31
9/15 @	Houston (20,082)	L 13-29
9/29	New Orleans (61,063)	W 17-10
10/6	New England (63,569)	L 38-46
10/13 @	Indianapolis (56,978)	L 21-26
10/20 @	Denver (70,453)	L 34-45
10/27	St. Louis (60,256) OT	W 37-31

Coach: Ted Marchbroda
Top Draft Choice: OL Jonathan Ogden

11/3	Cincinnati (60,743)	L 21-24
11/10 @	Jacksonville (64,628)	L 27-30
11/17 @	San Francisco (51,596)	L 20-38
11/24	Jacksonville (57,384) OT	L 25-28
12/1	Pittsburgh (51,822)	W 31-17
12/8 @	Cincinnati (43,022)	L 14-21
12/15 @	Carolina (70,075)	L 16-27
12/22	Houston (52,704)	L 21-24

1997: 6-9-1 (Points: 326-345) 5th AFC Central

8/31	Jacksonville (61,018)	L 27-28
9/7	Cincinnati (52,968)	W 23-10
9/14 @	New York Giants (69,768)	W 24-23
9/21 @	Tennessee (17,737)	W 36-10
9/28 @	San Diego (54,094)	L 17-21
10/5	Pittsburgh (64,421)	L 34-4
10/19	Miami (64,354)	L 13-24
10/26 @	Washington (75,067)	W 20-17

Coach: Ted Marchbroda
Top Draft Choice: LB Peter Boulware

11/2 @	New York Jets (77,716) OT	L 16-19
11/9 @	Pittsburgh (56,669)	L 0-37
11/16	Philadelphia (63,546) OT	T 10-10
11/23	Arizona (53,976)	L 13-16
11/30 @	Jacksonville (63,712)	L 27-29
12/7	Seattle (54,395)	W 31-24
12/14	Tennessee (60,558)	W 21-19
12/21 @	Cincinnati (50,917)	L 14-16

1998: 6-10 (Points: 269-335) 4th AFC Central

9/6	Pittsburgh (68,847)	L 13-20
9/13 @	New York Jets (70,063)	W 24-10
9/20 @	Jacksonville (67,069)	L 10-24
9/27	Cincinnati (68,154)	W 31-24
10/11	Tennessee (68,561)	L 8-12
10/18 @	Pittsburgh (58,620)	L 6-16
10/25 @	Green Bay (59,860)	L 10-28
11/1	Jacksonville (68,915)	L 19-45

Coach: Ted Marchbroda
Top Draft Choice: CB Duane Starks

11/8	Oakland (69,037)	W 13-10
11/15 @	San Diego (54,388)	L 13-14
11/22 @	Cincinnati (52,571)	W 20-13
11/29	Indianapolis (68,898)	W 38-31
12/6 @	Tennessee (31,124)	L 14-16
12/13	Minnesota (69,074)	L 28-38
12/20 @	Chicago (40,853)	L 3-24
12/27	Detroit (68,045)	W 19-10

1999: 8-8 (Points: 324-277) 3rd AFC Central

9/10	St. Louis (62,100)	L 10-27
9/19	Pittsburgh (68,965)	L 20-23
9/26	Cleveland (68,803)	W 17-10
10/3 @	Atlanta (50,712) OT	W 19-13
10/10 @	Tennessee (65,486)	L 11-14
10/21	Kansas City (68,771) (Thurs.)	L 8-35
10/31	Buffalo (68,673)	L 10-13
11/7 @	Cleveland (72,898)	W 41-9

Coach: Brian Billick
Top Draft Choice: CB Chris McAlister

11/14 @	Jacksonville (67,391)	L 3-6
11/21 @	Cincinnati (43,279)	W 34-31
11/28	Jacksonville (68,428)	L 23-30
12/5	Tennessee (67,854)	W 41-14
12/12 @	Pittsburgh (46,715)	W 31-24
12/19	New Orleans (67,597)	W 31-8
12/26	Cincinnati (68,036)	W 22-0
1/2/00 @	New England (50,263)	L 3-20

OVERTIME GAMES

DATE	OPPONENT	RESULT	SCORING PLAY	TIME
10/27/96	vs. St. Louis Rams	W 37-31	Jackson 22-yard pass	(0:10)
11/24/96	vs. Jacksonville Jaguars	L 25-28	Hollis 34-yard FG	(5:54)
11/2/97	@ NY Jets	L 16-19	Hall 37-yard FG	(10:02)
11/16/97	vs. Philadelphia Eagles	T 10-10	--	(0:00)
10/3/99	@ Atlanta Falcons	W 19-13	Armour 54-yard pass	(12:31)
11/16/03	@ Miami Dolphins	L 6-9	Mare 43-yard FG	(8:48)
11/23/03	Seattle Seahawks	W 44-41	Stover 42-yard FG	(6:32)
12/28/03	Pittsburgh Steelers	W 13-10	Stover 47-yard FG	(11:32)

RECORD: 4-3-1

ALL-TIME REGULAR SEASON RESULTS

2000: 12-4 (Points: 333-165)
2nd AFC Central - Wild Card

9/03 @	Pittsburgh (55,049)W	16-0
9/10	Jacksonville (68,843)W	39-36
9/17 @	Miami (73,464)L	6-19
9/24	Cincinnati (68,481)W	37-0
10/01 @	Cleveland (73,018)W	12-0
10/08 @	Jacksonville (65,194)W	15-10
10/15 @	Washington (83,252)L	3-10
10/22	Tennessee (69,200)L	6-14

AFC WILD CARD PLAYOFF GAME

12/30/00 Denver (69,638)W 21-3

AFC DIVISIONAL PLAYOFF GAME

1/7/01 @ Tennessee (68,527) ..W 24-10

2001: 10-6 (Points: 303-265)
2nd AFC Central - Wild Card

9/9	Chicago (69,365)W	17-6
9/23 @	Cincinnati (49,632)L	10-21
9/30 @	Denver (75,082)W	20-13
10/7	Tennessee (69,494)W	26-7
10/14 @	Green Bay (59,866)L	23-31
10/21 @	Cleveland (72,818)L	14-24
10/28	Jacksonville (69,439)W	18-17
11/4 @	Pittsburgh (62,906)W	13-10

AFC WILD CARD PLAYOFF GAME

1/13/02 @ Miami (72,251)W 20-3

2002: 7-9 (Points: 316-354)
3rd AFC North

9/6 @	Carolina (70,386)L	7-10
9/15	Tampa Bay (69,304)L	0-23
9/30	Denver (69,538)W	34-23
10/6 @	Cleveland (73,688)W	26-21
10/13 @	Indianapolis (56,174)L	20-22
10/20	Jacksonville (69, 173)W	17-10
10/27	Pittsburgh (69,638)L	18-31
11/3 @	Atlanta (68,532)L	17-20

2003: 10-6 (Points: 391-281)
1st AFC North - Division Title

9/7 @	Pittsburgh (63,157)L	15-34
9/14	Cleveland (69,473)W	33-13
9/21 @	San Diego (52,028)W	24-10
9/28	Kansas City (69,459)L	10-17
10/12 @	Arizona (24,193)W	26-18
10/19 @	Cincinnati (53,553)L	26-34
10/26	Denver (69,721)W	26-6
11/2	Jacksonville (69,486)W	24-17

AFC WILD CARD PLAYOFF GAME

1/3/04 Tennessee (69,452) ...L 17-20

Coach: Brian Billick
Top Draft Choice: RB Jamal Lewis

10/29	Pittsburgh (69,405)L	6-9
11/05 @	Cincinnati (54,759)W	27-7
11/12 @	Tennessee (68,490)W	24-23
11/19	Dallas (69,416)W	27-0
11/26	Cleveland (68,361)W	44-7
12/10	San Diego (68,805)W	24-3
12/17 @	Arizona (37,452)W	13-7
12/24	New York Jets (69,184)W	34-20

AFC CHAMPIONSHIP GAME

1/14/01 @ Oakland (62,784)W 16-3

SUPER BOWL XXXV (TAMPA, FL)

1/28/01 @ NY Giants (71,921) ..W 34-7

Coach: Brian Billick
Top Draft Choice: TE Todd Heap

11/12 @	Tennessee (68,798)W	16-10
11/18	Cleveland (69,353)L	17-27
11/25 @	Jacksonville (53,530)W	24-21
12/2	Indianapolis (69,382)W	39-27
12/16	Pittsburgh (69,506)L	21-26
12/23	Cincinnati (68,987)W	16-0
12/29 @	Tampa Bay (65,619)L	10-22
1/7/02	Minnesota (69,465)W	19-3

AFC DIVISIONAL PLAYOFF GAME

1/20/02 @ Pittsburgh (63,976) .L 10-27

Coach: Brian Billick
Top Draft Choice: S Ed Reed

11/10	Cincinnati (69,024)W	38-27
11/17 @	Miami (73,013)L	7-26
11/24	Tennessee (69,365)W	13-12
12/1 @	Cincinnati (44,878)W	27-23
12/8	New Orleans (69,334)L	25-37
12/15 @	Houston (70,108)W	23-19
12/22	Cleveland (69,349)L	13-14
12/29 @	Pittsburgh (61,961)L	31-34

Coach: Brian Billick
Top Draft Choice: LB Terrell Suggs

11/9 @	St. Louis (66,085)L	22-33
11/16 @	Miami (73,333)L	6-9
11/23	Seattle (69,477)OT	44-41
11/30	San Francisco (69,549)W	44-6
12/7	Cincinnati (69,468)W	31-13
12/14 @	Oakland (45,398)L	12-20
12/21 @	Cleveland (72,548)W	35-0
12/28	Pittsburgh (70,001)OT	13-10

ALL-TIME RANKINGS

OFFENSE

Total Yards Per Game	1999 - 27th (16.2)
2003 - 21st (308.1)	1998 - 30th (15.2)
2002 - 26th (289.9)	1997 - 17th (18.3)
2001 - 14th (320.3)	1996 - 2nd (21.1)
2000 - 16th (313.4)	
1999 - 24th (298.6)	3rd Down Efficiency
1998 - 26th (281.1)	2003 - 27th (31.9%)
1997 - 9th (330.7)	2002 - 24th (37.7%)
1996 - 3rd (357.7)	2001 - 19th (35.7%)
	2000 - 11th (40.3%)
Total Yards Per Play	1999 - 31st (28.4%)
2003 - 18th (5.1)	1998 - 28th (30.9%)
2002 - 25th (4.9)	1997 - 20th (36.1%)
2001 - 23rd (4.7)	1996 - 3rd (43.8%)
2000 - 21st (4.7)	4th Down Efficiency
1999 - 24th (4.6)	2003 - 4th (63.6%)
1998 - 19th (4.9)	2002 - 15th (53.8%)
1997 - 12th (5.1)	2001 - 30th (23.1%)
1996 - 1st (5.6)	2000 - 31st (16.7%)
Rushing Yards/Game	1999 - 28th (27.3%)
2003 - 1st (167.1)	1998 - 18th (40.0%)
2002 - 16th (112.0)	1997 - 7th (57.1%)
2001 - 11th (113.1)	1996 - 25th (40.0%)
2000 - 5th (137.4)	Punt Return Average
1999 - 16th (109.6)	2003 - 24th (7.7)
1998 - 20th (101.8)	2002 - 8th (11.8)
1997 - 22nd (99.3)	2001 - 5th (11.7)
1996 - 14th (109.1)	2000 - 1st (15.8)
Rushing Average	1999 - 24th (7.7)
2003 - 3rd (4.8)	1998 - 5th (12.6)
2002 - 14th (4.2)	1997 - 2nd (13.4)
2001 - 25th (3.7)	1996 - 18th (9.4)
2000 - 8th (4.3)	Kick Return Average
1999 - 10th (4.1)	2003 - 15th (21.4)
1998 - 15th (4.0)	2002 - 19th (21.1)
1997 - 19th (3.8)	2001 - 3rd (23.6)
1996 - 7th (4.2)	2000 - 12th (22.3)
Passing Yards/Game	1999 - 19th (20.3)
2003 - 32nd (140.9)	1998 - 4th (24.6)
2002 - 27th (177.9)	1997 - 27th (20.2)
2001 - 16th (207.1)	1996 - 26th (20.2)
2000 - 22nd (175.9)	Gross Punting Average
1999 - 25th (189.0)	2003 - 17th (40.8)
1998 - 25th (179.3)	2002 - 19th (40.5)
1997 - 5th (231.4)	2001 - 31st (38.0)
1996 - 2nd (248.6)	2000 - 20th (40.2)
Passing Avg./Attempt	1999 - 13th (41.9)
2003 - 27th (6.06)	1998 - 16th (42.9)
2002 - 25th (6.51)	1997 - 14th (42.7)
2001 - 20th (6.45)	1996 - 14th (43.2)
2000 - 24th (6.15)	Net Punting Average
1999 - 28th (6.15)	2003 - 13th (34.7)
1998 - 21st (6.6)	2002 - 20th (33.7)
1997 - 11th (6.7)	2001 - 27th (33.6)
1996 - 4th (7.5)	2000 - 22nd (33.9)
Pct. Had Intercepted	1999 - 12th (35.5)
2003 - 32nd (4.5%)	1998 - 4th (38.3)
2002 - 15th (2.9%)	1997 - 10th (36.6)
2001 - 18th (3.9%)	1996 - 7th (37.8)
2000 - 21st (3.8%)	Points Per Game
1999 - 23rd (3.7%)	2003 - 8th (24.7)
1998 - 16th (3.1%)	2002 - 23rd (19.7)
1997 - 13th (2.7%)	2001 - 18th (19.9)
1996 - 19th (3.5%)	2000 - 14th (20.8)
Sacks Per Pass Play	1999 - 14th (20.3)
2003 - 31st (1.01)	1998 - 26th (16.8)
2002 - 26th (1.086)	1997 - 16th (20.4)
2001 - 14th (1.072)	1996 - 6th (23.2)
2000 - 21st (1.085)	Field Goal Percentage
1999 - 27th (1.103)	2003 - 9th (85%)
1998 - 19th (1.085)	2002 - 10th (80.7%)
1997 - 8th (1.063)	2001 - 5th (85.7%)
1996 - 14th (1.067)	2000 - 4th (89.7%)
1st Downs Per Game	1999 - 7th (84.8%)
2003 - 27th (16.2)	1998 - 21st (75.0%)
2002 - 27th (16.3)	1997 - 19th (76.5%)
2001 - 8th (18.7)	1996 - 22nd (76.0%)
2000 - 18th (18.0)	

DEFENSE

Yards Allowed Per Game	1999 - 5th (16.2)
2003 - 3rd (281.0)	1998 - 17th (18.6)
2002 - 22nd (334.6)	1997 - 23rd (19.1)
2001 - 2nd (277.9)	1996 - 29th (21.9)
2000 - 2nd (247.9)	Opp. Third Down Eff.
1999 - 2nd (263.9)	2003 - 2nd (29.4%)
1998 - 22nd (331.1)	2002 - 21st (40.3%)
1997 - 25th (335.2)	2001 - 3rd (30.8%)
1996 - 30th (368.1)	2000 - 5th (34.1%)
Yards Allowed Per Play	1999 - 12th (34.1%)
2003 - 1st (4.4)	1998 - 22nd (39.2%)
2002 - 10th (5.1)	1997 - 23rd (40.3%)
2001 - 1st (4.4)	1996 - 30th (48.2%)
2000 - 2nd (4.3)	Opp. Fourth Down Eff.
1999 - 1st (4.1)	2003 - 3rd (29.4%)
1998 - 18th (5.0)	2002 - 29th (71.4%)
1997 - 18th (5.0)	2001 - 11th (40.0%)
1996 - 29th (5.5)	2000 - 4th (21.1%)
Rushing Yards Allowed	1999 - 19th (46.7%)
2003 - 6th (96.0)	1998 - 8th (36.4%)
2002 - 13th (110.1)	1997 - 17th (50%)
2001 - 4th (88.2)	1996 - 18th (53.8%)
2000 - 1st (60.6)	Opp. Punt Return Avg.
1999 - 2nd (76.9)	2003 - 10th (8.4)
1998 - 16th (106.6)	2002 - 24th (11.8)
1997 - 10th (105.6)	2001 - 3rd (5.5)
1996 - 23rd (120.0)	2000 - 13th (9.3)
Opponent Rushing Avg.	1999 - 25th (10.9)
2003 - 3rd (3.4)	1998 - 4th (7.1)
2002 - 2nd (3.7)	1997 - 11th (8.7)
2001 - 3rd (3.4)	1996 - 16th (10.1)
2000 - 1st (2.68)	Opp. Kick Return Avg.
1999 - 2nd (3.14)	2003 - 16th (21.4)
1998 - 6th (3.60)	2002 - 25th (22.6)
1997 - 5th (3.60)	2001 - 19th (21.8)
1996 - 15th (3.78)	2000 - 10th (21.3)
Passing Yards Allowed	1999 - 16th (21.1)
2003 - 4th (175.3)	1998 - 10th (20.5)
2002 - 26th (224.4)	1997 - 20th (22.8)
2001 - 8th (189.7)	1996 - 4th (20.0)
2000 - 8th (187.3)	Opp. Gross Punting Avg.
1999 - 6th (186.9)	2003 - 9th (40.1)
1998 - 24th (224.5)	2002 - 14th (42.5)
1997 - 28th (229.6)	2001 - 14th (41.6)
1996 - 30th (248.1)	2000 - 31st (44.5)
Opponent Passing Avg.	1999 - 21st (42.9)
2003 - 1st (5.28)	1998 - 10th (42.5)
2002 - 20th (6.67)	1997 - 25th (44.0)
2001 - 2nd (5.99)	1996 - 13th (42.4)
2000 - 7th (6.01)	Opp. Net Punting Avg.
1999 - 1st (5.4)	2003 - 15th (34.7)
1998 - 23rd (7.2)	2002 - 15th (37.3)
1997 - 23rd (7.1)	2001 - 3rd (33.6)
1996 - 29th (7.7)	2000 - 3rd (33.1)
Pct. Intercepted By Ravens	1999 - 27th (36.9)
2003 - 4th (4.5%)	1998 - 1st (33.6)
2002 - 4th (4.36%)	1997 - 10th (35.5)
2001 - 21st (2.9%)	1996 - 16th (35.6)
2000 - 4th (4.4%)	Points Allowed/Game
1999 - 14th (3.5%)	2003 - 6th (17.6)
1998 - 19th (3.2%)	2002 - 19th (22.1)
1997 - 14th (3.1%)	2001 - 4th (16.6)
1996 - 20th (2.8%)	2000 - 1st (10.3)
Sacks Per Pass Play	1999 - 6th (17.3)
2003 - 1st (1.088)	1998 - 16th (20.9)
2002 - 23rd (1.057)	1997 - 18th (21.6)
2001 - 9th (1.141)	1996 - 28th (27.6)
2000 - 22nd (1.066)	Opp. Field Goal Pct.
1999 - 9th (1.082)	2003 - 30th (90.3)
1998 - 20th (1.072)	2002 - 29th (87.9)
1997 - 18th (1.076)	2001 - 2nd (87.6)
1996 - 26th (1.056)	2000 - 9th (83.3)
First Downs Allowed	1999 - 11th (76.0)
2003 - 3rd (15.5)	1998 - 25th (86.7)
2002 - 23rd (19.8)	1997 - 6th (70.6)
2001 - 3rd (16.4)	1996 - 27th (90.3)
2000 - 2nd (13.5)	

ALL-TIME 1ST DOWNS

2003 SEASON TOTALS

259 total: 115 rushing; 121 passing; 23 penalty

Player	Total	Rush	Pass	3rd Down
Lewis, J.	93	83	10	11
Heap	32	0	32	10
Taylor, T.	25	2	23	13
Robinson	23	0	23	11
Taylor, C.	19	12	7	12
Jones, T.	10	0	10	2
Ricard	10	6	4	4
Sanders	10	0	10	4
Boller	5	5	0	2
Wright	5	5	0	2
Smith, M.	2	2	0	0
Johnson, R.	1	0	1	1
Ogden, Jo.	1	0	1	0
Totals	236	115	121	72

2002 SEASON TOTALS

261 total: 90 rushing; 145 passing; 26 penalty

Player	Total	Rush	Pass	3rd Down
Lewis, J.	77	63	14	19
Taylor, T.	45	4	41	19
Heap	44	2	42	18
Stokley	17	1	16	8
Taylor, C.	12	4	8	7
Blake	9	9	0	5
Johnson	7	0	7	2
Ricard	8	5	3	0
Hymes	5	0	5	1
Jones, T.	5	0	5	0
Jones, J.	3	0	3	0
Redman	2	2	0	2
Hunter, J.	1	0	1	0
Totals	235	90	145	81

2001 SEASON TOTALS

299 Total: 92 rushing; 180 passing; 27 penalty

Player	Total	Rush	Pass	3rd Down
Ismail	50	0	50	19
Sharpe	43	0	43	13
Allen	33	32	1	5
Brookins	33	31	2	4
Taylor	30	3	27	9
Williams	22	9	13	11
Ayanbadejo	18	11	7	6
Stokley	17	0	17	6
Heap	10	0	10	2
Johnson	4	0	4	3
Lewis, Jr.	4	1	3	2
Cunningham	3	3	0	1
Gash	2	0	2	0
Grbac	2	2	0	1
Jones	1	0	1	0
Totals	272	92	180	82

2000 SEASON TOTALS

288 Total: 116 rushing; 156 passing; 16 penalty

Player	Total	Rush	Pass	3rd Down
Lewis, Jr.	71	61	10	14
Holmes	49	38	11	12
Ismail	38	0	38	18
Sharpe	36	0	36	14
Taylor	18	1	17	11
Ayanbadejo	13	4	9	1
Lewis, Jr.	13	2	11	10
Stokley	11	1	10	9
Johnson	8	1	7	2
Dilfer	5	5	0	3
Banks	3	3	0	1
Coates	3	0	3	0
Davis	3	0	3	0
Gash	1	0	1	0
Totals	272	116	156	95

1999 SEASON TOTALS

259 total: 87 rushing; 148 passing; 24 penalty

Player	Total	Rush	Pass	3rd Down
Ismail	50	1	49	12
Rhett	46	39	7	5
Armour	29	0	29	12
Holmes	26	20	6	2
Johnson, P.	20	1	19	7
Evans	18	6	12	5
Lewis	14	1	13	10
Case	11	11	0	2
Banks	7	7	0	3
Davis	4	0	4	3
Pierce	4	0	4	2
Collins	2	0	2	0
DeLong	2	0	2	1
Ogden	1	1	0	1
Stokley	1	0	1	0
Totals	235	87	148	65

1998 SEASON TOTALS

243 total: 86 rushing; 140 passing; 17 penalty

Player	Total	Rush	Pass	3rd Down
Holmes	62	52	10	14
Lewis, Jr.	30	2	28	7
Jackson	26	0	26	10
Turner	26	0	26	6
Green	21	0	21	8
Potts	13	10	4	4
Harbaugh	11	11	0	6
Johnson	8	0	8	3
Graham	7	5	2	2
Rhett	7	5	2	1
Roe	6	0	6	0
Kinchen	4	0	4	1
Yarborough	1	0	1	1
Zeier	1	1	0	1
Totals	226	86	140	64

1997 SEASON TOTALS

292 total: 99 rushing; 176 passing; 17 penalty

Player	Total	Rush	Pass	3rd Down
Morris	51	43	8	13
Jackson	45	0	45	13
Alexander	39	0	39	8
Green	30	0	30	11
Lewis, Jr.	30	1	29	12
Byner	26	18	8	9
Graham	24	23	1	5
Testaverde	12	12	0	6
Yarborough	7	0	7	3
Roe	5	0	5	2
Kinchen	4	0	4	0
Cotton	1	1	0	0
Montgomery	1	1	0	0
Totals	275	99	176	82

1996 SEASON TOTALS

338 total: 108 rushing; 208 passing; 22 penalty

Player	Total	Rush	Pass	3rd Down
Jackson	58	0	58	13
Morris	58	47	11	11
Alexander	51	1	50	14
Byner	44	35	9	7
Turner, F.	27	1	26	12
Kinchen	26	0	26	11
Testaverde	13	13	0	8
Green	9	0	9	2
Hoard	7	7	0	3
Williams, C.	7	0	7	2
Lewis, Jr.	5	0	5	2
Gardner	4	4	0	1
Ethridge	2	0	2	2
Arvie	1	0	1	0
Bishop	1	0	1	0
Hunter	1	0	1	0
Jones, Jr.	1	0	1	0
Ogden	1	0	1	0
Totals	316	108	208	88

THE LAST TIME

*Postseason in Red

**Ravens Record

Overtime Game Won

- By Ravens —12/28/03 vs. Pit (13-10 OT)
- By Opponents —11/16/03 at Mia. (6-9 OT)

Overtime Game Tied

- 11/16/97 vs. Phi. (10-10 T)

Shutout Scored

- By Ravens —12/21/03 at Cle. (35-0)
- By Opponents —9/15/02 vs. TB (0-25)

Safety Scored

- By Ravens —Michael McCrary 12/24/00 vs. NYJ
- By Opponents —Team Safety 12/15/02 at Hou. (Intentional OB Safety by P Dave Zastudil, Bal.)

PAT (1-point) Unsuccessful

- By Ravens —Matt Stover 10/27/96 vs. STL (wide right)
- By Opponents —Neil Rackers 12/1/02 at Cin. (wide right)

Punt Returned for a Touchdown

- By Ravens —Lamont Brightful (95 yards) 11/10/02 vs. Cin.
—Jermaine Lewis (88 yards) 1/20/02 at Pit.
- By Opponents —Karl Williams (56 yards) vs. 9/15/02 TB

KOR for a Touchdown

- By Ravens —Patrick Johnson (97 yards) 12/13/98 vs. Min.
—Jermaine Lewis (84 yards) 1/28/01 at NYG - SB XXXV
- By Opponents —Dante Hall (97 yards) 9/28/03 vs. KC
—Ron Dixon (97 yards) 1/28/01 at NYG - SB XXXV

Intercepted Pass Returned for a Touchdown

- By Ravens —Chad Williams (52 yards) 12/21/03 at Cle.
—Will Demps (56 yards) 1/3/04 vs. Ten. - WC
- By Opponents —Derrick Brooks (97 yards) 9/16/02 vs. TB - (record vs. Ravens)

Fumble Returned for a Touchdown

- By Ravens —Alan Ricard (50 yards) 9/21/03 at SD
- By Opponents —Adam Archuleta (45 yards) 11/9/03 at STL

Blocked Field Goal

- By Ravens —Keith Washington 12/26/99 vs. Cin. (Pelfrey 20-yard att.)
—Keith Washington 1/7/01 at Ten. (Del Greco 27-yard att.) - Wild Card
- By Opponents —Pat Williams 10/31/99 vs. Buf. (Stover 51-yard att.)

Blocked Field Goal Returned for a Touchdown

- By Ravens —Chris McAlister (107 yards) 9/30/02 vs. Den. (missed FG is NFL's LG play)
- By Opponents —none

Blocked Punt

- By Ravens —Ed Reed (16 yards) 11/23/03 vs. Sea. (Tom Rouen punt)
- By Opponents —Fakhir Brown 12/8/02 vs. NO (Dave Zastudil punt)
—Chris Coleman at Ten. 1/7/01 (Kyle Richardson punt) - Wild Card

Blocked Punt Returned for a Touchdown

- By Ravens —Ed Reed (16 yards) 11/23/03 vs. Sea.
- By Opponents —Alvis Whitted (24 yards) 11/1/98 vs. Jax.

100-Yards Rushing

- By Ravens —Jamal Lewis (114 yards) 12/28/03 vs. Pit. - OT
—Terry Allen (106 yards) 1/13/02 at Mia. - Wild Card
- By Opponents —Ricky Williams (105 yards) 11/16/03 at Mia.

3 Touchdowns Rushing

- By Ravens —Jamal Lewis 12/7/03 vs. Cin.
- By Opponents —Deuce McAllister 12/8/02 vs. NO

100-Yards Receiving

- By Ravens —Marcus Robinson (102 yards) 12/28/03 vs. Pit. - OT
- By Opponents —Darrell Jackson (146 yards) 11/23/03 vs. Sea. - OT

200-Yards Receiving

- By Ravens —Qadry Ismail (258 yards) 12/12/99 at Pit.
- By Opponents —Jimmy Smith (291 yards) 9/10/00 vs. Jax.

3 Touchdowns Receiving

- By Ravens —Qadry Ismail (258 yards) 12/12/99 at Pit.
- By Opponents —Jimmy Smith (291 yards) 9/10/00 vs. Jax.

400-Yards Passing

- By Ravens —Vinny Testaverde (with Ravens) (429) 10/27/96 vs. STL - OT
- By Opponents —Vinny Testaverde (with Jets) (481) 12/24/00 vs. NYJ

4 Touchdowns Passing

- By Ravens —Anthony Wright 11/23/03 vs. Sea.
- By Opponents —Drew Bledsoe 10/6/96 vs. NE

5 Touchdowns Passing

- By Ravens —0
- By Opponents —Matt Hasselbeck 11/23/03 vs. Sea.

RAVENS BIGGEST DAYS

RUSHING

(ALL 100+ YARD GAMES)

- 295* **Jamal Lewis vs. Cle.**, 9/14/03 (30 car.)
 227 **Priest Holmes @ Cin.**, 11/22/98 (36 car.)
 205 **Jamal Lewis @ Cle.**, 12/21/03 (27 car.)
 187 **Jamal Lewis @ Cle.**, 10/6/02 (26 car.)
 187 **Jamal Lewis vs. Dal.**, 11/19/00 (28 car.)
 180 **Jamal Lewis vs. Cin.**, 12/7/03 (30 car.)
 176 **Bam Morris @ Was.**, 10/26/97 (36 car.)
 173 **Priest Holmes vs. Cin.**, 9/27/98 (27 car.)
 170 **Jamal Lewis vs. Cle.**, 11/26/00 (30 car.)
 145 **Jay Graham vs. Phi.**, 11/16/97 (35 carries)
 149 **Earnest Byner vs. NO.**, 9/29/96 (24 car.)
 136 **Erict Rhett @ Atl.**, 10/3/99 (27 car.)
 135 **Jamal Lewis vs. Cin.**, 11/10/02 (21 car.)
 134 **Jamal Lewis vs. Den.**, 10/26/03 (32 car.)
 133 **Terry Allen vs. Min.**, 1/7/02 (23 car.)
 132 **Jamal Lewis @ SD.**, 9/21/03 (23 car.)
 132 **Priest Holmes vs. Det.**, 12/27/98 (28 car.)
 131 **Jamal Lewis @ Ari.**, 10/12/03 (21 car.)
 130 **Priest Holmes @ Pit.**, 12/12/99 (18 car.)
 130 **Bam Morris @ NYJ.**, 11/2/97 (31 car.)
 126 **Jamal Lewis @ Ari.**, 12/17/00 (29 car.)
 125 **Jamal Lewis @ Oak.**, 12/14/03 (24 car.)
 121 **Jamal Lewis @ Cin.**, 12/1/02 (22 car.)
 119 **Jamal Lewis vs. Jax.**, 10/20/02 (28 car.)
 119 **Priest Holmes @ Pit.**, 9/3/00 (25 car.)
 117 **Jamal Lewis vs. Sea.**, 11/23/03 (26 car.)
 117 **Erict Rhett @ Cle.**, 11/7/99 (17 car.)
 117 **Bam Morris @ Cin.**, 12/8/96 (21 car.)
 116 **Jamal Lewis vs. Cin.**, 9/24/00 (25 car.)
 115 **Jamal Lewis vs. KC.**, 9/28/03 (26 car.)
 114 **Jamal Lewis vs. Pit.**, 12/28/03 (27 car.)
 113 **Erict Rhett vs. Cle.**, 9/26/99 (22 car.)
 111 **Jamal Lewis @ STL.**, 11/9/03 (27 car.)
 111 **Moe Williams vs. Ind.**, 12/2/01 (24 car.)
 110 **Jamal Lewis vs. Den.**, 12/31/00 (30 car.)
WC
 109 **Terry Allen @ Mia.**, 1/13/02 (25 car.)
WC
 109 **Jamal Lewis @ Cin.**, 11/5/00 (22 car.)
 109 **Bam Morris @ Jax.**, 11/10/96 (26 car.)
 108 **Terry Allen vs. Ten.**, 10/7/01 (22 car.)
 103 **Priest Holmes vs. Ind.**, 11/29/98 (22 car.)
 102* **Jamal Lewis @ NYG.**, 1/28/01 (27 car.)
Super Bowl XXXV
 101 **Jamal Lewis @ Cin.**, 10/19/03 (19 car.)
 101 **Erict Rhett vs. Pit.**, 9/19/99 (22 car.)
 100 **Jamal Lewis vs. Cle.**, 12/22/02 (21 car.)
 100 **Priest Holmes vs. Ten.**, 12/5/99 (9 car.)
 100 **Bam Morris vs. Pit.**, 12/1/96 (21 car.)

PASSING

(ALL 300-YARD GAMES)

- 429 **Vinny Testaverde vs. STL.**, 10/27/96 (31 of 51)
 366 **Vinny Testaverde vs. Jax.**, 11/24/96 (31 of 50)
 353 **Vinny Testaverde vs. NE.**, 10/6/96 (29 of 45)
 349 **Eric Zeier @ Cin.**, 12/21/97 (28 of 41)
 338 **Vinny Testaverde @ Den.**, 10/20/96 (27 of 45)
 332 **Tony Banks vs. Ten.**, 12/5/99 (18 of 31)
 331 **Vinny Testaverde vs. Mia.**, 10/19/97 (32 of 47)

- 326 **Elvis Grbac @ Cin.**, 9/23/01 (33 of 63)
 322 **Vinny Testaverde vs. Jax.**, 8/31/97 (24 of 41)
 318 **Vinny Testaverde @ Ten.**, 9/21/97 (23 of 37)
 316 **Jeff Blake vs. NO.**, 12/8/02 (18 of 39)
 307 **V. Testaverde vs. Hou.**, 12/22/96 (23 of 32)
 302 **Kyle Boller @ Cin.**, 10/19/03 (15 of 27)
 302 **Eric Zeier vs. Sea.**, 12/7/97 (17 of 28)

RECEIVING

(ALL 100+ YARD GAMES)

- 258 **Qadry Ismail @ Pit.**, 12/12/99 (6 rec.)
 198 **Derrick Alexander vs. Jax.**, 12/1/96 (7 rec.)
 150 **Derrick Alexander vs. Sea.**, 12/7/97 (6 rec.)
 150 **Michael Jackson vs. Jax.**, 11/24/96 (9 rec.)
 147 **Floyd Turner vs. Min.**, 12/13/98 (10 rec.)
 146 **Todd Heap @ Pit.**, 12/29/02 (7 rec.)
 143 **Michael Jackson vs. Jax.**, 8/31/97 (8 rec.)
 138 **Travis Taylor @ Cin.**, 10/19/03 (4 rec.)
 131 **Marcus Robinson vs. Sea.**, 11/23/03 (7 rec.)
 129 **Todd Heap @ Cin.**, 10/19/03 (7 rec.)
 129 **Qadry Ismail @ Ten.**, 11/12/01 (8 rec.)
 128 **Michael Jackson vs. NE.**, 10/6/96 (8 rec.)
 127 **Travis Taylor @ Atl.**, 11/3/02 (4 rec.)
 126 **Derrick Alexander @ Den.**, 10/20/96 (6 rec.)
 124 **Jermaine Lewis @ Ten.**, 9/21/97 (8 rec.)
 123 **Derrick Alexander vs. NE.**, 10/6/96 (6 rec.)
 122 **Jermaine Lewis vs. Cin.**, 9/27/98 (4 rec.)
 117 **Jermaine Lewis @ Jax.**, 9/20/98 (4 rec.)
 117 **Michael Jackson vs. Hou.**, 12/22/96 (5 rec.)
 115 **Qadry Ismail vs. NO.**, 12/19/99 (7 rec.)
 114 **Patrick Johnson @ NE.**, 12/00 (9 rec.)
 113 **Qadry Ismail vs. Ten.**, 12/5/99 (5 rec.)
 113 **Michael Jackson vs. STL.**, 10/27/96 (7 rec.)
 111 **Derrick Alexander @ Cin.**, 12/21/97 (5 rec.)
 108 **Jamal Lewis vs. NO.**, 12/8/02 (4 rec.)
 108 **Floyd Turner @ Ten.**, 12/6/98 (4 rec.)
 108 **Floyd Turner vs. STL.**, 10/27/96 (6 rec.)
 105 **Jermaine Lewis vs. Mia.**, 10/19/97 (6 rec.)
 104 **Shannon Sharpe vs. Ten.**, 10/22/00 (8 rec.)
 104 **Derrick Alexander vs. Cin.**, 9/7/97 (8 rec.)
 104 **Floyd Turner vs. Cin.**, 11/3/96 (6 rec.)
 102 **Marcus Robinson vs. Pit.**, 12/28/03 (6 rec.)
 102 **Qadry Ismail @ Pit.**, 9/3/00 (7 rec.)
 101 **Shannon Sharpe vs. Dal.**, 11/19/00 (5 rec.)

POSTSEASON IN RED;

SB XXXV IN GOLD;

* = RAVENS /NFL RECORD;

CURRENT RAVENS BOLD

RAVENS LONGEST PLAYS

LONGEST RUSH FROM SCRIMMAGE

- 82t Jamal Lewis vs. Cle., 9/14/03
- 75 Jamal Lewis @ Cle., 10/6/02
- 72t Jamal Lewis @ Cle., 12/21/03
- 72 Priest Holmes vs. Ten., 12/5/99
- 64t Priest Holmes @ Pit., 12/12/99
- 63t Jamal Lewis vs. Cle., 9/14/03
- 56 Priest Holmes @ Cin., 11/22/98
- 55 Moe Williams vs. Ind., 12/2/01
- 52 Jamal Lewis @ Ari., 10/12/03
- 52t Erriq Rhett @ Cle., 11/7/99
- 48 Jamal Lewis vs. Cle., 9/14/03
- 47 Priest Holmes vs. Cin., 9/27/98
- 46 Erriq Rhett @ NYJ, 9/13/98
- 45 Jamal Lewis @ Mia., 9/17/00
- 42 Earnest Byner vs. NO, 9/29/96
- 38 Priest Holmes @ Cin., 11/22/98
- 36t Priest Holmes vs. Ind., 11/29/98
- 36t Jamal Lewis vs. Cle., 11/26/00

Remaining LRS Are Under 36 Yards

LONGEST PASS PLAYS/SCRIMMAGE

- 96t Trent Dilfer to Shannon Sharpe @ Oak., 1/14/01 - A
- 92 Eric Zeier to Derrick Alexander vs. Sea., 12/7/97
- 86t Vinny Testaverde to Michael Jackson vs. Hou., 12/22/96
- 83t Eric Zeier to Derrick Alexander @ Cin., 12/21/97
- 77t Jeff Blake to Jamal Lewis vs. NO, 12/8/02
- 77t Elvis Grbac to Qadry Ismail vs. Ten., 10/7/01
- 76t Tony Banks to Qadry Ismail @ Pit., 12/12/99
- 76t Tony Banks to Patrick Johnson vs. Ten., 12/5/99
- 73t Kyle Boller to Travis Taylor @ Cin., 10/19/03
- 73 Tony Banks to Billy Davis @ Cin., 11/21/99
- 73t Eric Zeier to Jermaine Lewis vs. Cin., 9/27/98
- 66t Jim Harbaugh to Floyd Turner @ Ten., 12/6/98
- 65t V. Testaverde to Michael Jackson @ SF, 11/17/96
- 64 Anthony Wright to Travis Taylor vs. Cin., 12/7/03
- 64 Tony Banks to Patrick Johnson vs. Cin., 12/26/99
- 64 Eric Zeier to Jermaine Lewis vs. Pit., 9/6/98
- 64t V. Testaverde to Derrick Alexander vs. NO, 9/29/96
- 63 Elvis Grbac to Travis Taylor @ Den., 9/30/01
- 59t Trent Dilfer to Shannon Sharpe vs. Dal., 11/19/00
- 59t Tony Banks to Qadry Ismail @ Pit., 12/12/99

- 58t Trent Dilfer to Shannon Sharpe vs. Den., 12/31/00 - WC

- 58t Jim Harbaugh to Jermaine Lewis @ SD, 11/15/98

- 57t Elvis Grbac to Qadry Ismail @ Ten., 11/12/01

- 56 Trent Dilfer to Shannon Sharpe @ Ten., 1/7/01 - DP

- 56t Eric Zeier to Jermaine Lewis @ Jax., 9/20/98

- 56 Jim Harbaugh to Eric Green @ Jax., 9/20/98

- 54t Qadry Ismail from Tony Banks @ Pit., 12/12/99

- 54 Qadry Ismail from Tony Banks vs. Ten., 12/5/99

- 54t Stoney Case to Justin Armour @ Atl., 10/3/99

- 54t Vinny Testaverde to Michael Jackson vs. Jax., 8/31/97

- 53t Tony Banks to Qadry Ismail @ Pit., 9/3/00

- 53 Jim Harbaugh to Jermaine Lewis vs. Ind., 11/29/98

- 53 Jim Harbaugh to Michael Jackson @ GB, 10/25/98

- 53 Vinny Testaverde to Derrick Alexander vs. Pit., 12/1/96

- 52t Vinny Testaverde to Bam Morris @ Jax., 11/10/96

- 52t Stoney Case to Patrick Johnson @ Atl., 10/3/99

Remaining LPP/S Are Under 52 Yards

LONGEST PUNT RETURNS

- 95t Lamont Brightful vs. Cin., 11/10/02

- 88t Jermaine Lewis @ Pit., 1/20/02 - WC

- 89t Jermaine Lewis vs. NYJ, 12/24/00

- 89t Jermaine Lewis vs. Sea., 12/7/97

- 87t Jermaine Lewis vs. Cin., 9/27/98

- 69t Jermaine Lewis @ NYJ, 9/13/98

- 66t Jermaine Lewis vs. Sea., 12/7/97

- 62 Jermaine Lewis vs. Pit., 12/16/01

- 54t Jermaine Lewis vs. NYJ, 12/24/00

- 47 Duane Starks vs. Cle., 11/26/00

- 46 Jermaine Lewis vs. Pit., 12/1/96

- 44 Lamont Brightful vs. Cle., 9/14/03

LONGEST PUNTS

- 67 Dave Zastudil vs. KC, 9/28/03

- 67 Kyle Richardson vs. Det., 12/27/98

- 67 Greg Montgomery vs. NO, 9/29/96

- 65 Kyle Richardson @ Den., 9/30/01

- 65 Kyle Richardson @ Ten., 12/6/98

- 64 Greg Montgomery @ Pit., 9/8/96

- 64 Kyle Richardson @ NYJ, 9/13/98

- 64 Kyle Richardson vs. Ten., 10/11/98

- 63 Kyle Richardson @ NE, 1/2/00

- 63 Kyle Richardson @ STL, 9/12/99

- 63 Kyle Richardson vs. Oak., 11/8/98

LONGEST KICKOFF RETURNS

- 97t Patrick Johnson vs. Min., 12/13/98
 95t Corey Harris vs. Min., 12/13/98
84t Jermaine Lewis @ NYG, 1/28/01
 76 Jermaine Lewis @ Ten., 11/12/01
 75 Lamont Brightful vs. SF, 11/30/03
 73 Lamont Brightful @ Mia., 11/16/03
 66 Corey Harris vs. Jax., 11/28/99
 64 Robert Tate vs. Den., 9/30/02
 64 Jermaine Lewis vs. Ind., 12/2/01
63 Javin Hunter @ Ind., 10/13/02
 63 Corey Harris vs. Pit., 9/19/99
 55 Corey Harris vs. Ind., 11/29/98
 54 Chester Taylor @ Pit., 12/29/02

50-YARD+INTERCEPTION RETURNS

- 98t Chad Williams @ Cin., 12/1/02
 98t Chris McAlister vs. NYJ, 12/24/00
 83t Chris McAlister @ Ari., 10/12/03
 66t Rod Woodson @ Cle., 11/7/99
 64 Duane Starks vs. NYJ, 1/24/00
 64 Ray Lewis vs. Cin., 12/23/01
 60t Rod Woodson @ NYJ, 9/13/98
 60 Ray Lewis @ STL, 9/12/99
 59 Ed Reed vs. Cle., 11/16/02
 54 Will Dumps vs. Cin., 12/7/03
 54t Ed Reed vs. Cle., 9/14/03
 52t Chad Williams @ Cle., 12/21/03
50t Ray Lewis @ Ten., 1/7/01 - DP

LONGEST FUMBLE RETURNS

- 36 Anthony Pleasant @ SF, 11/17/96
 27 Robert Bailey @ Jax., 10/8/00
 14 Tony Siragusa @ Ten., 9/21/97
 13 Jerrol Williams @ Pit., 9/8/96
 8 Corey Harris vs. Ind., 12/2/01
 8t Jamie Sharper vs. Min., 1/7/02
 7 Terrell Suggs vs. Sea., 11/23/03
Remaining Fumble Recoveries Are Under 7 Yards

LONGEST MISSED FIELD GOAL RETURNS

- 107t Chris McAlister vs. Den. 9/30/02*

LONGEST FIELD GOALS

- 56 Wade Richey @ vs. Cle., 9/14/03
 51 Matt Stover @ Was., 10/15/00
 51 Matt Stover vs. Pit., 10/29/00
 51 Matt Stover @ Ind. 10/13/02
 50 Matt Stover vs. STL, 10/27/96
 50 Matt Stover @ Ten., 10/10/99
 50 Matt Stover @ Cin., 11/21/99
 49 Matt Stover @ Ten., 9/21/97
 49 Matt Stover vs. Pit., 10/29/00
 49 Matt Stover vs. Jax., 10/28/01

POSTSEASON IN RED;

SB XXXV IS GOLD;

* = RAVENS /NFL RECORD

CURRENT RAVENS BOLD

ATTENDANCE RESULTS

YEAR	HOME ATTEND.	AVERAGE	ROAD ATTEND.	AVERAGE	PRESEASON ATTEND.	PLAYOFFS ATTEND.	TOTAL ATTEND.	AVERAGE
1996	471,665	58,958	434,075	54,259	217,533	—	1,123,273	56,163
1997	475,236	59,404	465,680	58,210	189,179	—	1,130,095	56,505
1998	549,531	68,691	434,548	54,318	228,568	—	1,212,647	60,632
1999	547,127	68,391	458,844	57,356	214,734	—	1,220,705	61,035
2000	551,695	68,961	510,678	63,834	281,125	272,870	1,616,368	67,349
2001	554,991	69,374	508,251	63,531	209,222	136,227	1,408,691	67,080
2002	554,724	69,341	519,740	64,925	270,117	—	1,344,581	67,229
2003	556,634	69,579	450,295	56,287	275,416	69,452	1,351,797	64,371
TOTAL	4,261,603	66,587	3,782,111	59,090	1,885,894	478,549	10,408,157	62,324

10 LARGEST RAVENS CROWDS

Note: The Ravens played in Memorial Stadium in 1996-1997; PSINet Stadium from 1998-2001; in 2003 the Ravens entered a partnership and the stadium was re-named M&T Bank Stadium. In 2002, the facility was known as Ravens Stadium.

HOME	AWAY
12/28/03 70,001 vs. Pit.	10/15/00 83,252 @ Was.
10/26/03 69,721 vs. Den.	11/02/97 77,716 @ NYJ
12/31/01 69,638 vs. Den. WC	9/30/01 75,082 @ Den.
10/27/02 69,638 vs. Pit.	10/26/97 75,067 @ Was.
11/30/03 69,549 vs. SF	11/16/03 73,333 @ Mia.
9/30/02 69,538 vs. Den.	10/6/02 73,688 @ Cle.
12/16/01 69,506 vs. Pit.	9/17/00 73,464 @ Mia.
10/7/01 69,494 vs. Ten.	10/01/00 73,018 @ Cle.
11/2/03 69,486 vs. Jax.	11/17/02 73,013 @ Mia.
9/14/03 69,473 vs. Cle.	11/07/99 72,898 @ Cle.

ALL-TIME PLAYER TRADES

March 12, 1996

- * Traded 1997 4th-round pick to Sea. for G Jeff Blakeshear.

February 14, 1997

- * Traded OT Tony Jones to Den. for Broncos 1997 2nd-round pick (S Kim Herring).

August 24, 1997

- * Traded 1998 7th-round pick to Pit. for OL Bernard Dafney.

August 24, 1997

- * Traded 1999 7th-round pick to Phi. for G Ben Cavin.

February 14, 1998

- * Traded 1998 3rd-and 4th-round picks to Ind. for QB Jim Harbaugh and Colts 1998 4th-round pick.

February 18, 1998

- * Traded 1999 3rd-round pick to TB for RB Errict Rhett.

March 22, 1999

- * Traded 1999 3rd-round pick and conditional 2000 5th-round pick to Det. for QB Scott Mitchell.

March 30, 1999

- * Traded 1999 6th-round pick for TE Lovett Purnell.

April 17, 1999

- * Traded 1999 5th-round pick and 2000's 7th-round pick to STL in exchange for QB Tony Banks.

March 16, 2004

- * In a 3-team trade, the Ravens sent a 2nd-round pick to the SF 49ers in exchange for WR Terrell Owens (3/3), then reached a settlement prior to arbitration where the Ravens acquired a 5th-round compensatory pick from the Eagles, re-acquired their 2nd-round pick, and Phi. acquired Owens.

April 25, 2004

- * Traded 4th-round-pick to Jacksonville in exchange for WR Kevin Johnson.

ALL-TIME RAVENS PRO BOWLERS

1996

- QB Vinny Testaverde
- S Eric Turner

1997

- LB Ray Lewis
- OT Jonathan Ogden

1998

- LB Peter Boulware
- RS Jermaine Lewis
- LB Ray Lewis
- DE Michael McCrary
- OT Jonathan Ogden
- S Bennie Thompson
(special teams)

1999

- LB Peter Boulware
- LB Ray Lewis
- DE Michael McCrary
- OT Jonathan Ogden
- S Rod Woodson

2000

- DT Sam Adams
- LB Ray Lewis
- OT Jonathan Ogden
- K Matt Stover
- S Rod Woodson

2001

- DT Sam Adams
- RS Jermaine Lewis
- LB Ray Lewis
- OT Jonathan Ogden
- TE Shannon Sharpe
- S Rod Woodson

2002

- OT Jonathan Ogden
- LB Peter Boulware
- TE Todd Heap

2003 *

- LB Peter Boulware
- TE Todd Heap
- RB Jamal Lewis
- LB Ray Lewis
- CB Chris McAlister
- OT Jonathan Ogden
- S Ed Reed
- LB Adalius Thomas
(special teams)

- * Tied with Kansas City for most Pro Bowlers (8) in NFL in 2003

RING OF HONOR INDUCTEES AT M&T BANK STADIUM

2003 Art Modell

2002 8 Baltimore Colts - QB Johnny Unitas, WR Raymond Berry, RB Lenny Moore, DT Art Donovan, DE Gino Marchetti, TE John Mackey, OT Jim Parker and LB Ted Hendricks (all NFL Hall of Famers)

2001 Earnest Byner

The Ravens' Ring of Honor salutes special inductees at M&T Bank Stadium. Their names appear on banners at the Stadium. They are recognized for their extraordinary contributions to the NFL, the Baltimore Ravens and the community.

ALL-TIME TRANSACTIONS

1996

APRIL

- 9 - Waived LB Rich McKenzie
- 22 - Reinstated P Chris MacInnis to active roster
- 30 - Waived TE Paul Francisco, LB Charles Burrell

MAY

- 22 - Waived WR Michael Miller

JUNE

- 6 - Waived DB Michael Davis
- 7 - Signed DB Dante DePaola, QB Mike Groh, LB Rich Ruhl, DB Mario Bradley, TE Michael Warren, FB Richard Thomas

JULY

- 9 - Waived WR Andre Rison, LB Pepper Johnson
- 11 - Waived DB Don Griffin
- 16 - Signed T Jonathan Ogden (D1a '96), LB Ray Lewis (D1b '96), LB Dexter Daniels (D6a '96) and WR James Roe (D6b '96)
- 17 - Signed DT Tim Goad
- 18 - Signed WR Jermaine Lewis (D5b '96)
- 19 - Signed DB Vashone Adams, TE Frank Hartley, OL Quentin Neujahr, OL Jed Devries, RB Earnest Hunter, WRs Orlando Parker, James Bowden and LB Jerrold Williams
- 20 - Signed DB DeRon Jenkins (D2b '96), RB Carwell Gardner, waived LB Rich Ruhl and DB Johnny Thomas
- 24 - Signed QB Jon Stark (D7b '96), DB Teddy Lawrence
- 31 - Signed C Steve Everitt (restricted free agent)

AUGUST

- 19 - Waived G Marquin Bivins, WR James Bowden, DB Mario Bradley, DB Dante DePaola, DT Chad Eaton, RB Henry Fields, QB Mike Groh, DB Teddy Lawrence, K Chris MacInnis, LB Larry McSeed, WR Orlando Parker, G Pulu Pomele, RB Ricky Powers, TE Charles Randolph, RB Richard Thomas, T Deron Thorp, TE Michael Warren, DE Larry Williams
- 20 - Placed WR Curtis Brown on IR (ankle); placed QB Jon Stark on PUP; placed DT Corey Sears on IR (knee)
- 21 - Signed DT James Jones
- 22 - Waived DL Tau Pupa
- 25 - Waived DT David Barnard, RB Derrick Cullors, LB Dexter Daniels, DB Dante Dowers, T Spencer Folau, LB P.J. Killian, G Lonnie Palelei

SEPTEMBER

- 4 - Waived DL Jed Devries
- 11 - Signed DB Dante Dowers to practice squad
- 17 - Terminated DB Dante Dowers from practice squad
- 19 - Signed LB Dexter Daniels to practice squad
- 24 - Terminated RB Leroy Hoard, WR Curtis Brown (IR) and LB Dexter Daniels (practice squad). Signed TE Eric Green and RB Bam Morris
- 25 - Signed LB Keith Goganious

OCTOBER

- 8 - Waived RB Earnest Hunter
- 9 - Signed RB Randy Baldwin to practice squad
- 29 - Signed OL Spencer Folau and LB Dexter Daniels (D6a) to the practice squad. Signed FA DB Dorian Brew (active roster). Waived WR Calvin Williams and TE Harold Bishop
- 30 - Signed LB Sedric Clark to active roster (off Saints practice squad)

NOVEMBER

- 6 - Waived DL Cory Sears off IR (injury settlement)
- 13 - Signed DL Larry Williams and FB Richard Thomas to the practice squad
- 18 - Released FB Richard Thomas from the practice squad
- 21 - Waived DB Isaac Booth, and signed LB Dexter Daniels to the active roster
- 25 - Waived LB Dexter Daniels
- 27 - Signed LB Dexter Daniels, FB Richard Thomas and TE A.J. Ofodile to practice squad

DECEMBER

- 4 - Signed CB Corey Dowden as a free agent
- 7 - Signed LB Dexter Daniels off practice squad to active roster

1997

FEBRUARY

- 6 - Signed OL Spencer Folau
- 12 - Withdrew transition designation on C Steve Everitt; Signed TE A.J. Ofodile; Waived OL Herman Arvie; Did not submit qualifying offers to DL Rick Lyle and TE Frank Hartley
- 14 - Traded OT Tony Jones to Denver for 1997 second round pick (S Kim Herring)
- 28 - Re-signed WR Michael Jackson; Waived S Eric Turner

MARCH

- 13 - Re-signed OL Jeff Blackshear
- 20 - Signed OL Leo Goetas (UFA-Rams)

APRIL

- 2 - Re-signed S Stevon Moore
- 3 - Signed K Steve McLaughlin
- 7 - Signed DE Michael McCrary (UFA-Seattle)
- 8 - Signed S Rondell Jones (UFA-Denver)
- 22 - Signed DL Dameian Jeffries
- 24 - Signed DT Tony Siragusa (UFA-Indianapolis)
- 25 - Signed LB Richard Alvarado, LB Rusty Arrington, OL Alex Bernstein, DB Bryon Brown, FB Kenyon Colton, WR James Epps, OL Mike Flynn, RB Priest Holmes, OL Richard Howard, DL Mike Ivey, TE Bill Khayat, DL Charles King, DL Kelvin Moore, OL Yohan Moulton, WR Donald Richard, LB Bernard Russ, DB Jermaine Trent, DL Robert Walker, WR Shawn Ward and DB John Williams
- 26 - Signed TE Keith Olsommer
- 29 - Signed DB Verone McKinley

JUNE

- 2 - Signed DL Sharrod Mack; Waived DL Dan Footman and LB Craig Powell
- 3 - Signed WR Eddie Britton, WR Jimmy Dean, P Bill Marinangel, OL Darryl Terrel and WR Marco Ward; Waived TE Keith Olsommer
- 4 - Signed TE Themba Masimini and LB Ronald Perry
- 5 - Signed DB Paul Guidry; Terminated contract of DL Tim Goad
- 10 - Signed RB Jay Graham (D3 '97)

JULY

- 8 - Signed LB Shawn Banks, OL Randy Bierman, FB Odell Collins, WR Robert Hall, DL Hugh Hunter and TE Jessie McCovery; Released P Bill Marinangel, OL Yohan Moulton and OL Darryl Terrel
- 9 - Signed RB Tony Vinson; Released LB Ronald Perry

- 10 - Signed DB Eric Allen, LB Cornell Brown (D6b '97), LB Tyrus McCloud (D4b '97), C Jeff Mitchell (D5 '97), QB Wally Richardson (D7c '97) OL Dennis Whitmore and DB Michael Wright
- 14 - Signed FB Steve Lee (D6a '97), DB Ralph Staten (D7c '97), DL Leland Taylor (D7d '97) and DL Chris Ward (D7a '97); Released WR Jimmy Dean, DB Paul Guidry and TE Jessie McCovery
- 15 - Claimed WR Ryan Yarbrough off waivers from Green Bay
- 18 - Re-signed TE Eric Green and signed S Kim Herring (D2b '97)
- 21 - Waived LB Richard Alvarado
- 22 - Signed OL Matt Cravens
- 23 - Signed LB Jamie Sharper (D2a '97); Released OL Richard Howard
- 24 - Signed OL Kireem Swinton; Released DL Sharrod Mack
- 28 - Released DB Eric Allen and DL Hugh Hunter; WR James Epps and DL Robert Walker left camp
- 31 - Released DB Bryon Brown

AUGUST

- 1 - Released FB Odell Collins; DL Robert Walker returned to camp
- 5 - Claimed OL Craig Novitsky off waivers from St. Louis
- 11 - Released K Steve McLaughlin
- 12 - Released TE Themba Masimini and WR Marco Ward
- 18 - Waived CB Rusty Arrington, LB Shawn Banks, C Matt Cravens, DE Mike Ivey, TE Bill Khayat, CB Verone McKinley, OL Craig Novitsky, QB Scott Otis, OL Kireem Swinton, DB Jermaine Trent, WR Shawn Ward, DB Michael Wright. The following players were placed on injured reserve: WR Eddie Britton (shoulder); OL Sale Isiaia (knee); C Jeff Mitchell (knee)
- 19 - Signed LB Peter Boulware (D1 '97), Waived DL Robert Walker and WR Robert Hall; Claimed OL Jerome Daniels off waivers (Dolphins)
- 24 - Waived WR Donald Richard, OLs Dennis Whitmore, Jerome Daniels, Mike Flynn, Alex Bernstein, Randy Bierman, DLs Charles King, Dameian Jeffries, Kelvin Moore and LB Bernard Russ. Acquired OL Bernard Dafney from Pittsburgh for a 7th-round pick in 1998 and OL Ben Cavil from Philadelphia Eagles for a 7th-round pick in the 1999 draft
- 25 - Signed LB Tyrell Peters as a free agent
- 26 - Waived FB Steve Lee (D6 '97); Signed to practice squad: OL Alex Bernstein, FB Jason Bratton, G Jerome Daniels, WR Donald Richard and CB John Williams
- 27 - Claimed OL John Elmore off waivers (from Miami)

SEPTEMBER

- 2 - Terminated contract of practice squad player FB Jason Bratton
- 3 - Signed LB Nicholas Lopez to practice squad
- 16 - Waived CB Dorian Brew
- 17 - Signed CB Eugene Daniel as a free agent
- 22 - Bam Morris reinstated by the NFL

OCTOBER

- 3 - LB Nicholas Lopez terminated from practice squad
- 13 - WR Ray Ethridge (thumb/wrist) placed on injured reserve
- 14 - Waived LB Tyrell Peters
- 15 - Signed DE Keith Washington as a free agent
- 16 - Waived OL John Elmore; Signed LB Tyrell Peters to the practice squad

NOVEMBER

- 19 - Signed WR Nate Singleton as a free agent
- 26 - Signed CB John Williams from practice squad to active roster; Signed DL Dwaine Robinson to practice squad; Waived OL Bernard Dafney; Placed DL Leland Taylor on NF1 (fractured leg/foot).
- 27 - OL Jerome Daniels (practice squad) signed with Arizona Cardinals

DECEMBER

- 3 - Signed OL Alex Bernstein to active roster (from practice squad); Signed OL Mike Flynn to active roster (from Jacksonville's practice squad)
- 8 - S Stevon Moore had arthroscopic surgery on both knees
- 10 - Signed S Lamar Lyons as a free agent; Placed G Leo Goegas (pectoral) on injured reserve
- 17 - Signed DL Robert Walker to the practice squad
- 19 - Signed LB Tyrell Peters off practice squad. Placed WR Nate Singleton (hip) on injured reserve

1998

JUNE

- 24 - Signed WR Patrick Johnson (D2 '98)

JULY

- 17 - Signed DT Martin Chase (D5a '98)
- 20 - Signed S Ryan Sutter (D5b '98), LB Ron Rogers (D6a '98) and TE Cam Quayle (D7b '98)
- 21 - Signed T Sammy Williams (D6b '98)
- 22 - Waived DE Kareem Robinson (injured)
- 24 - Signed WR Floyd Turner and DL Leonard Renfro. Waived WR Bryan Kish
- 27 - Waived DL Leonard Renfro
- 29 - Signed TE Harper L. Bel. Waived LB Chris Buxton (left camp)
- 30 - Signed CB Tyrone Hughes
- 31 - Signed LB Sylvester Wright

AUGUST

- 4 - Waived TE Scott Richards
- 5 - Signed 1st-round choice CB Duane Starks (D1-98)
- 12 - Waived FB Rob Robertson (injured)
- 13 - Waived RB Eric Booth (injured)
- 17 - Signed DB Corey Harris
- 25 - Waived QB Bill Ward, RB Ben Snell, WRs Stevie Anderson, Duane Gregory, McArthur Johnson and Donald Richard, TE Cam Quayle, OLs Brandon Dyson and Adam Hernandez, LBs William Morris and Ron Rogers, DBs Tyrone Hughes, Lamar Lyons, Rebert Mack and Ryan Sutter, K Nelson Gainer. Placed the following players on injured reserve: FB Rob Robertson (knee), DE Kareem Robinson (knee), FB Tony Vinson (shoulder), DT Martin Chase (ankle/lower leg) and OL Sale Isiaia (Achilles)
- 30 - Waived TE A.J. Ofodile, OL Alex Bernstein, DL Chartrie Darby, DE Chris Ward, LB Sylvester Wright, S Rondell Jones (injury settlement; contract terminated), P Greg Montgomery, Placed OL Sammy Williams (knee/ankle) on IR

SEPTEMBER

- 1 - Signed OL Alex Bernstein; DL Chartrie Darby and WR Phil Savoy to the practice squad
- 2 - Waived DL Larry Fitzpatrick; Signed LB Reggie Lowe to the practice squad
- 3 - Signed TE A.J. Ofodile to active roster
- 4 - Signed DL Larry Fitzpatrick to the practice squad
- 21 - OL Alex Bernstein signed off the Ravens' practice squad onto the Jets' active roster
- 22 - Signed OL Adam Hernandez to practice squad
- 29 - Terminated the contract of LB Reggie Lowe from the practice squad

- 30 - Signed LB Brad Jackson to practice squad

OCTOBER

- 13 - Placed TE Harper Le Bel on injured reserve (elbow)
14 - Signed DE/PC Paul Frase as a free agent
28 - Placed LB Tyrus McCloud (knee) on injured reserve. Waived OL Spencer Folau; Signed LBs Jeff Kopp and Jerry Olsavsky as free agents

NOVEMBER

- 2 - Waived WR Ryan Yarborough
3 - Re-signed OL Spencer Folau as a free agent

DECEMBER

- 2 - Placed S Kim Herring on injured reserve (shoulder); Signed WR Phil Savoy to active roster from practice squad; Signed WR Mike Bowman to practice squad
10 - Placed RB Jay Graham (knee) on injured reserve
12 - Activated OL Adam Hernandez to the active roster off the practice squad
14 - Waived OL Adam Hernandez
17 - Signed LB Brad Jackson to the active roster from the practice squad; Signed OL Brandon Dyson and DE Dwaine Robinson to the practice squad
18 - Signed DT Larry Fitzpatrick to active roster from practice squad; Waived WR Phil Savoy
22 - Signed WR Phil Savoy to the practice squad

1999

FEBRUARY

- 4 - Signed WR Mike Bowman
8 - FB Rob Robertson waived requested
10 - Signed WR Phil Savoy, RB Ben Snell
12 - Signed OL Chris Harrison
15 - Signed FB Rob Robertson
16 - Signed OL Brandon Dyson
18 - Signed FB Charles Evans (UFA-Minnesota), re-signed CB John Williams
25 - Signed TE/LS Frank Wainwright (UFA-Miami)
26 - Signed OL Harry Swayne (UFA-Denver), TE Greg DeLong (UFA-Minnesota); Re-signed WR Floyd Turner

MARCH

- 3 - Signed WR Kendrick Nord
9 - Signed TE Aaron Pierce
19 - Signed DE Fernando Smith (UFA-Jax.)
22 - Acquired QB Scott Mitchell from Detroit for 1999 3rd-round pick and conditional 2000 5th-round pick; Traded QB Jim Harbaugh to San Diego for 2000 5th-round pick; Re-signed LB Tyrell Peters, DE Kareem Robinson
30 - Acquired TE Lovett Purnell from New England for 1999 6th-round pick

APRIL

- 9 - Re-signed WR James Roe
17 - Acquired QB Tony Banks from St. Louis for 1999 pick and 2000 7th-round pick 5th-round Traded QB Eric Zeier to Tampa Bay for 1999 6th-round pick
18 - Acquired OL Everett Lindsay from Minnesota for 1999 6th-round pick (Tampa Bay)
20 - Signed RB/KR Steve Broussard
22 - Re-signed LB Jeff Kopp, OL Mike Flynn; Signed K Scott Bentley off waivers from Tampa Bay, OL Robert Sapp
23 - Signed CB James Trapp (UFA-Oakland), Signed OL Cleve Roberts, DE Marques Douglas, LB Tron Wright, DB Fred Wilkerson, DT Cory Francis, QB Jason Maas, DB Jermaine Derricott, DB Corey Chamblin, RB Thomas Sieh, DE Charles Preston
26 - Re-signed RB Errict Rhett; Signed WR Ramon Huff
27 - Signed WR Qadry Ismail
28 - Signed LB Brad Jackson

MAY

- 14 - Re-signed OL Spencer Folau, DL Lionel Dalton
17 - Re-signed DB/KR Corey Harris
19 - Re-signed TE A.J. Ofofile

JUNE

- 8 - Signed WR Webster Slaughter
18 - Signed WR Billy Davis; Released WR Tywan Mitchell
22 - Released WR Ramon Huff

JULY

- 1 - Agreed to terms with RB/WR Eric Metcalf
21 - Signed P Paul McCord
23 - Signed CB Chris McAlister (D1 '99)
28 - Waived WR James Roe, CB Fred Wilkerson, WR Mike Bowman, DT Kareem Robinson, RB Ben Snell
29 - Signed G Edwin Mulitalo (D4b '99) and WR Brandon Stokley (D4a '99)
31 - Signed S Anthony Poindexter (D7 '99)

AUGUST

- 17 - Signed QB Stoney Case; Waived QB Jason Maas
23 - Waived OL Brandon Dyson, DT Cory Francis, P Paul McCord, QB Wally Richardson, OT Cleve Roberts, WR Phil Savoy, RB Thomas Sieh and LB Anthony Wright
30 - Waived RB Steve Broussard, CB Jermaine Derricott, WR Kendrick Nord, DE Charles Preston and FB Rob Robertson
31 - Waived WR Webster Slaughter

SEPTEMBER

- 5 - Waived K Scott Bentley, DB Corey Chamblin, DL Marques Douglas, DL Larry Fitzpatrick, OL Chris Harrison, LB Jeff Kopp, LB Tyrus McCloud, RB Eric Metcalf, OL Bob Sapp, WR Floyd Turner, DB John Williams, and OL Sammy Williams
7 - Signed DL Marques Douglas, DL Larry Fitzpatrick, OL Cleve Roberts, S Anthony Mitchell and WR Kendrick Nord to the practice squad
9 - Reached agreement with DE Michael McCrary on a 5-year contract extension
26 - Released TE Lovett Purnell; Signed LB Jeff Kopp
27 - Signed FB Obafemi Ayanbadejo; Placed FB Tony Vinson (shoulder) on injured reserve; Terminated practice squad contract of OL Cleve Roberts; Signed C Emmett Zettili to the practice squad

OCTOBER

- 6 - Claimed K Joe Nedney (Arizona) off waivers; Released LB Jeff Kopp
12 - Signed TE Ryan Collins to the practice squad; Terminated the practice squad contract of DE Larry Fitzpatrick
25 - Placed WR Brandon Stokley (shoulder) on injured reserve; Signed WR Marcus Nash as a free agent

NOVEMBER

- 9 - Placed S Stevon Moore on injured reserve; Waived K Joe Nedney; Activated S Anthony Poindexter off PUP; Signed S Darren Perry as a free agent
10 - Claimed OL Sammy Williams off of waivers; Placed OL Harry Swayne (foot) on IR
30 - Placed TE Aaron Pierce on IR; Re-signed TE Lovett Purnell

DECEMBER

- 3 - Signed TE Ryan Collins off practice squad; Waived OL Chris Harrison
8 - Signed S Anthony Mitchell off practice squad; Placed S Anthony Poindexter (knee) on IR; Signed OL Chris Harrison and DB Marvin Love to the practice squad
11 - Terminated the practice squad contract of DB Marvin Love

- 15 - Signed CB Clarence Love to the practice squad
- 22 - Waived TE Lovett Purnell; Activated DE Marques Douglas to the active roster from the practice squad; Signed DE Charles Preston to the practice squad
- 30 - Placed TE Ryan Collins (foot) on injured reserve
- 31 - Activated DB Clarence Love (practice squad) to the 53-man roster

2000

FEBRUARY

- 11 - Signed OL Damon Denson as a free agent
- 17 - Signed OL Kipp Vickers as a free agent
- 18 - Signed TE Shannon Sharpe (UFA-Denver)
- 23 - Released G Jeff Blakeshear, S Stevon Moore and TE Aaron Pierce

MARCH

- 13 - Signed QB Trent Dilfer -UFA-Tampa
- 16 - Signed DB Robert Bailey-UFA-Detroit
- 24 - Signed LB Dennis Stallings as a free agent

APRIL

- 7 - Signed OL Orlando Bobo as a free agent
- 13 - Traded the 15th and 45th picks in the 2000 draft to Denver for the 10th overall pick in 2000 draft
- 17 - Signed DT Sam Adams (UFA-Seattle, 4-year contract)
- 24 - Signed P Don Icsman as a free agent
- 25 - Signed C Rod Payne as a free agent
- 28 - Signed the following rookie or first-year free agents: DB DeJuan Alfonzo, RB Robert Arnaud, RB Jason Brookins, OT David Camacho, RB Lloyd Clemons, TE John Jones, DB Kenny Kelly, OT Curtice MacFarlane, K Dan McGuire, QB Dan Robinson, DB Jermaine Smith, WR Germany Thompson, DB Lynde Washington, LB Calvin Wilkinson, LB Ben Wittman

JUNE

- 1 - Waived LB Ben Wittman
- 15 - Signed LB Ol Brigrance as a free agent; Signed DT Cedric Woodard (D6b '00)

JULY

- 14 - Signed DE Adalius Thomas (D6a '98)
- 17 - Signed OL Richard Mercier (D5 '98)
- 21 - Signed free agents DB Corby Jones, DL Jarrett Loggins, DL Carl Powell and FB Alan Ricard
- 24 - Placed LB Peter Boulware on active/PUP; Signed TE Ben Coates, WR Jamal Lewis (D1a, 2000); and QB Chris Redman (D3, 2000); Signed exclusive rights players DT Lionel Dalton, LB Brad Jackson and S Anthony Poindexter; Placed DT Tony Siragusa on reserve/did not report list
- 27 - Signed exclusive rights player, P Kyle Richardson; Signed WR Linton Coleman as a free agent

AUGUST

- 2 - Signed WR Travis Taylor (D1b, 2000), Waived OL Curtice MacFarlane
- 7 - Signed FB Sam Gash; Waived DB Kenny Kelly and LB Tyrell Peters
- 8 - DE Charles Preston left squad
- 9 - Waived WR Kendrick Nord
- 16 - Waived WR Linton Coleman, OT David Camacho, P Don Icsman, K Dan McGuire and LB Dennis Stallings
- 17 - Waived DE Charles Preston
- 19 - Waived QB Dan Robinson, RB Corby Jones and DB

Lynde Washington. Placed TE Pedro Edison on injured reserve and S Bennie Thompson was placed on reserve/retired

- 22 - Waived FB Charles Evans (injured) and placed LB Calvin Wilkinson (thigh/thumb) on injured reserve
- 26 - Waived TE Ryan Collins, RB Robert Arnaud, RB Jason Brookins, DL Jarrett Loggins, G Richard Mercier, C Rod Payne, OG Damon Denson, CB Jermaine Smith, RB Jay Graham (injury settlement) and WR Germany Thompson
- 28 - Waived WR Marcus Nash; Signed to practice squad: RB Robert Arnaud, RB Jason Brookins, G Richard Mercier, FB Alan Ricard and WR Germany Thompson

SEPTEMBER

- 1 - Waived DL Cedric Woodard. Roster exemption lifted for DT Tony Siragusa
- 12 - Terminated RB Jason Brookins off practice squad
- 13 - Signed DT Kelly Gregg to practice squad

OCTOBER

- 24 - Placed LS/TE Frank Wainright (back) on injured reserve. Signed LS/OL John Hudson as a free agent

NOVEMBER

- 6 - Received roster exemption for DT Larry Webster
- 8 - Signed WR Marcus Nash; Placed WR Travis Taylor (clavicle) on injured reserve
- 13 - Waived DL Carl Powell. Activated DL Larry Webster
- 15 - Terminated the contract of practice squad OL Richard Mercier; Signed G Rod Payne to the practice squad
- 28 - Placed FB Ohafeimi Ayanbadejo (toe) on injured reserve; Signed FB Chuck Evans as a free agent

2001

JANUARY

- 3 - Placed TE John Jones (ankle) on injured reserve; Signed WR Germany Thompson off of the practice squad; Signed TE Jason Gavadza to the practice squad
- 12 - Signed LB Brendon Ayandadejo, RB Jason Brookins, DL Kelly Gregg, DB Evan Howell as free agents, and they were all assigned to NFL EL.

MARCH

- 1 - Waived QB Tony Banks and OT Spencer Folau
- 8 - Signed QB Elvis Grbac (UFA Kansas City)
- 12 - Waived CB Robert Bailey and DE Keith Washington
- 13 - Waived WR Billy Davis and withdrew the tender for TE Pedro Edison
- 14 - Signed OT Leon Searcy (UFA Jacksonville)

APRIL

- 3 - Signed UFA LB Jamie Sharper
- 9 - Signed RFA Kyle Richardson, who had received an offer sheet from Carolina
- 27 - Signed rookie free agents DT Mike Bland, DB Pete Destefano, DE Corey Callens, DT Damien Cook, DT Ryan Fisher, OT Scott Harper, CB Richard Holland, RB Derek Homer, WR Albert Horsey, CB Delvin Hughley, QB Ortege Jenkins, LB Tim Johnson, G Jim Jones, TE Billy Kendall, RB Aaron Kemeke, G Anthony Lambo, CB Alvin Porter, OT David Pruce, CB Damian Swain, CB Reggie Waddell, DT Adrian Wilson; Withdrew tender to WR Marcus Nash

MAY

- 2 - Signed OT Scott Harper as a free agent
- 4 - Signed UFA S Rod Woodson
- 8 - Signed OL Orlando Bobo as a free agent
- 17 - Signed K Brian Kopka as a free agent
- 25 - Signed UFA LB Cornell Brown

JUNE

- 4 - Signed QB Randall Cunningham, QB Deontay Kenner and P Noel Prefontaine as free agents; Signed RB Chris Barnes (D5 '01)
- 6 - Signed Edgerton Hartwell (D4 '01)
- 11 - Withdrew tender to S Anthony Pindexter; Signed FA FB Sam Gash
- 12 - Withdrew tender to CB Clarence Love
- 13 - Signed G Bennie Anderson as a free agent; Signed LS Joe Maese (D6 '01)

SEPTEMBER

- 1 - Waived DE Corey Callens, DT Ryan Fisher, LB Kenny Jackson, LB Tim Johnson, OL Jim Jones, TE Billy Kendall, OL David Pruce and OL Chris Watton
- 2 - Waived RB Chris Barnes, TE Jonathan Burrough, OT Damien Cook, DB Pete Destefano, FS Corey Gaines, WR Kenyon Hambrick, DB Evan Howell, DB Delvin Hughley, RB Aaron Kernek and WR Germany Thompson
- 4 - Signed OT Damien Cook, WR Kenyon Hambrick, RB Aaron Kernek, TE Jonathan Burrough and DB Delvin Hughley to the practice squad; Signed RB Moe Williams. Waived OL Orlando Bobo
- 5 - Waived LB Cornell Brown; Signed LB Tim Johnson
- 8 - Waived LB Tim Johnson; Signed DB Delvin Hughley off the practice squad
- 9 - Waived DE Dwayne Missouri and DB Reggie Waddell. Signed LB Shannon Taylor; Terminated RB Aaron Kernek's practice squad contract.
- 10 - Waived DB Delvin Hughley; Signed OL Orlando Bobo
- 11 - Signed S Camell Lake
- 18 - Signed DE Dwayne Missouri and DB Reggie Waddell to the practice squad
- 28 - OL Damien Cook claimed by Chicago from the practice squad

OCTOBER

- 25 - Signed DB Delvin Hughley to the practice squad
- 26 - DE Dwayne Missouri claimed by Dallas from the practice squad; Signed OL Orlando Bobo
- 31 - Signed DE Corey Callens to the practice squad

NOVEMBER

- 21 - Claimed OL Jason Thomas from San Diego and signed him to the active roster
- 28 - Signed DE Marques Douglas; Placed DE Michael McCrary (knee) on IR

DECEMBER

- 11 - Waived DE Corey Callens and DB Delvin Hughley from the practice squad; Signed WR Bobby Newcombe and LB Anthony Sessions to the practice squad

2002

JANUARY

- 3 - Placed LS Joe Maese (knee) on IR; Signed C/LS Dale Hellestrae.
- 10 - Placed LB Shannon Taylor (shoulder) on IR;

Signed TE Jonathan Burrough off the practice squad; Signed SS Martavious Houston to the practice squad; Signed QB Cleo Lemon

- 16 - Placed CB James Trapp (groin) on IR; Signed WR Kenyon Hambrick off the practice squad.
- 22 - Signed CB Reggie Waddell

FEBRUARY

- 4 - Signed RB Derek Homer, WR Albert Horsey, RB Morgan Kane and OT Damon Nivens.
- 6 - Signed WR Kenyon Hambrick
- 27 - Terminated contracts of DE Rob Burnett, FB Sam Gash, WR Qadry Ismail, TE Shannon Sharpe, DT Tony Siragusa, OL Kipp Vickers, DT Larry Webster, S Rod Woodson, T Leon Seary (failed physical)
- 28 - Terminated contract of DT Sam Adams

APRIL

- 2 - Waived WR Albert Horsey
- 16 - Signed WR Brandon Stokley
- 24 - Signed QB Jeff Blake
- 25 - Signed WR Lonny Mitchell
- 26 - Signed rookie free agents: LB Obi Arah, DT Nathan Bolling, TE Josh Bright, DB Shawn Byrdson, LB Jerry Cowan, LB Gary Davis, S Will Demps, G Ken Farrar, T Dawani Fladger, RB Sean Gregory, WR D.J. Humphries, RB Dameon Hunter, WR Randy Hynes, K J.R. Jenkins, LB J.R. Johnson, DT Omar Jordan, DT Maake Kemoeatu, LS Mike Kraemer, DT Robert Malone, T Newel Mataavao, DT Josh McKibben, FB Salem Simon, LS Brian Smith, T/G Lawrence Smith, LB Rod Taylor, G Jim Walker
- 29 - Waived FB Gary McNeil (failed physical)

MAY

- 15 - Waived LB Jerry Cowan
- 20 - Withdrew tender RB Jason Brookins. Re-signed CB James Trapp; Signed P Alan Cox

JUNE

- 3 - Signed LB Louis Green
- 4 - Signed LB Andre Arnold
- 17 - Signed RFA G Edwin Mulitalo

JULY

- 16 - Signed DE Andre Arnold
- 17 - Waived OT Newel Mataavao, T Damien Nivens, G Jim Walker
- 23 - Claimed G Mike Collins off Waivers (Chi.); Waived LB Obi Arah
- 24 - Signed RB Chester Taylor (D6c, 2001); Signed FB Marvin Brown, G Lance Clelland, DB Chom Lacey, WR Marc Lester, T David Pruce, LB Casey Tisdale
- 25 - Signed DB/RS Lamont Brightful (D6a, 2001), WR Ron Johnson (D4b, 2001), TE Terry Jones, Jr. (D5, 2001), QB Wes Pate (D7, 2001), S Chad Williams (D6d, 2001); Signed S Anthony Mitchell, CB Alvin Porter; Waived RB Morgan Kane, LS Mike Kraemer
- 26 - Signed following exclusive rights players: FB Alan Richard, G Jason Thomas. Signed WR Javin Hunter (D6b, 2001), P Dave Zastudil (D4a, 2001); Signed WR Kendrick Gibson; Placed following on PUP: LB Peter Boulware, DE Michael McCrary
- 27 - Signed DE Anthony Weaver (D2, 2001)
- 28 - Waived DE Robert Malone

WWW.BALTIMORERAVENS.COM WWW.BALTIMORERAVENS.COM

AUGUST

- 2 - Signed OL Ethan Brooks
- 5 - Signed LB Bernardo Harris
- 6 - Signed S Ed Reed (D1, 2001); Waived DB Chonn Lacey, LB Casey Tisdale (Inj.)
- 7 - Waived G Lance Clelland
- 8 - Signed DT Ben Williams
- 12 - Signed S Jeremy Unertl; Waived WR Kendrick Gibson, LB Casey Tisdale (Inj. Settlement)
- 16 - Waived OL Ken Farrar; Activated LB Peter Boulware off PUP List
- 20 - Signed LB Cornell Brown
- 21 - Waived CB Yohance Scott
- 22 - Signed DB Robert Tate
- 26 - Waived TE Josh Bright, P Alan Cox, LB Gary Davis, T Dawani Fladger, LB Louis Green, RB Sean Gregory, WR D.J. Humphries, RB Derek Homer, QB Cleo Lemon, DT Josh McKibben, T David Price, CB Josh Robinson, LS Brian Smith, S Jeremy Unertl
- 30 - Waived FB Marvin Brown, TE Jonathan Burrough, WR Kenyon Hambrick, WR Randy Hynes, G Jim Jones, DT Omari Jordan, WR Marc Lester, CB Jason Olford, QB Wes Pate, DT Salem Simon, T/G Lawrence Smith, LB Rod Taylor, CB Reggie Waddell, DT Ben Williams

SEPTEMBER

- 2 - Signed FB Sam Gash
- 3 - Signed QB Anthony Wright, WR Randy Hynes, T/G Lawrence Smith to practice squad; Claimed DT Howard Green off waivers (Hou.); Waived DT Nate Bolling
- 4 - Signed TE Brandon Christenson to practice squad
- 5 - Signed DT Nate Bolling to practice squad
- 10 - Signed WR/PR Jeff Ogden; Terminated practice squad DT Nate Bolling; Waived RB Tellis Redmon
- 16 - Signed DT Bolling to practice squad; Terminated practice squad WR Marc Lester
- 23 - Signed T Damion Cook from Miami's practice squad; Released CB Shawn Byrdson

OCTOBER

- 14 - Waived LB J.R. Johnson
- 15 - DE Marques Douglas placed on IR (knee); Signed QB Anthony Wright to active roster from practice squad; Signed DE Riddick Parker
- 29 - Signed DE David Nugent; Waived DE Howard Green

NOVEMBER

- 12 - Waived K J. R. Jenkins
- 14 - Signed WR Randy Hynes to active roster; Signed K J.R. Jenkins to practice squad
- 19 - Signed S Raymond Perryman to practice squad
- 26 - Placed LB Ray Lewis (shoulder) and WR Brandon Stokley (ankle) on IR; Signed WR Milton Wynn
- 27 - Signed S Raymond Perryman to active roster from practice squad

DECEMBER

- 3 - Placed DE Michael McCrary (knee) on IR; Signed T/G Lawrence Smith to active roster from practice squad; Signed WR Marc Lester to practice squad
- 5 - Signed CB Tom Knight

2003**JANUARY**

- 6 - Signed DT Joe Salave'a

FEBRUARY

- 11 - Six players sign with NFLEL; RB Dameon

Hunter (Barcelona), G Mike Collins (Amsterdam), T/G Lawrence Smith (Amsterdam), DT Nate Bolling (Scotland), G Jim Jones (Rhein Fire), WR Marc Lester (Frankfurt)

- 20 - Ravens retain rights to CB Chris McAlister (Franchise)

- 25 - Signed G Edwin Mulitalo

MARCH

- 4 - Signed DB Corey Fuller
- 6 - Signed FB Harold Morrow
- 13 - Signed OT Ethan Brooks
- 18 - Signed OT Orlando Brown
- 19 - Signed DE Marques Douglas
- 24 - Signed S Raymond Perryman

APRIL

- 4 - Signed Randy Hynes; Signed LB Bernardo Harris (UFA)
- 7 - Signed QB Anthony Wright (RFA)
- 18 - Signed WR Frank Sanders (UFA)
- 29 - Signed TE John Jones (RFA)

MAY

- 2 - Signed WR Marcus Robinson
- 9 - Signed rookie free agents: LB Amon Arnold, HB Ryan Brewer, LB Chris Brown, WR Todd Devoe, DT Trey Freeman, LB Brenden Givan, TE Lamar Hill, CB Airabin Justin, QB Grant Noel, PK Dan Nystrom, WR Chisom Opara, CB Arthur Smith, WR Hugh Smith, LB Nick Stamper, HB John Tippins
- 27 - Signed P Derrick Frost

JUNE

- 2 - Signed S Anthony Mitchell (RFA)
- 9 - Signed TE/LS Mike Solwold
- 10 - Signed LB Adalious Thomas (RFA)

JULY

- 18 - Signed S Antoine Sanders (D7c, 2003); Placed G Mike Collins on Exempt NFLE - Injured
- 23 - Waived RB John Tippins; Terminated vested veteran DE Michael McCrary
- 25 - Signed TE Trent Smith (D7a, 2003) and WR Milton Wynn
- 26 - Signed DE Jarret Johnson (D4a, 2003)
- 27 - Signed franchise player CB Chris McAlister, G Bennie Anderson, OT Damion Cook, S Will Demps, DB Alvin Porter, FB Alan Ricard, DT Aubrayo Franklin (D5a, 2003), C Mike Mabry (D7b, 2003), FB Ovie Mughelli (D4b, 2003), OT Tony Pashos (D5b, 2003), S Gerome Sapp (D6, 2003), RB Muta Smith (D3, 2003)
- 30 - Signed QB Matt Lytle
- 31 - Signed LB Terrell Suggs (D1a, 2003)

AUGUST

- 1 - Signed QB Kyle Boller (D1b, 2003)
- 7 - Signed LB Johnny Rutledge
- 11 - Waived K Dan Nystrom, QB Grant Noel and S Antoine Sanders - injury settlement
- 20 - Signed K Wade Richey and CB Raymond Walls
- 30 - Waived DT Nate Bolling, RB Ryan Brewer, LB Chris Brown, WR Todd Devoe, P Derrick Frost, TE Lamar Hill, CB Airabin Justin, WR Marc Lester, WR Chisom Opara, OT Lawrence Smith and LS Mike Solwold; Terminated vested veterans LB Johnny Rutledge and DE Riddick Parker; Placed WR Randy Hynes on injured reserve (knee); Waived WR Hugh Smith - injury settlement
- 31 - Waived G Jim Jones; Terminated vested veteran DE Joe Salave'a

SEPTEMBER

- 1 - Signed DT Nate Bolling, WR Todd Devoe, WR Marc Lester, OT Lawrence Smith, LS Mike Solwold to practice squad
- 5 - Waived S Ray Perryman and G Jim Jones from reserve/injured - injury settlement
- 8 - Waived G Jason Thomas; Signed DE Joe Salave'a
- 16 - Terminated DT Nate Bolling and WR Marc Lester from the practice squad. Signed WR Kareem Kelly to practice squad
- 17 - Signed OT Michael Early to practice squad
- 24 - Waived WR Milton Wynn from reserve/injured - injury settlement

OCTOBER

- 6 - Waived DB Alvin Porter; Signed WR/KR Dedric Ward
- 7 - Terminated vested veteran DE Joe Salave'a; Signed DE Riddick Parker

NOVEMBER

- 11 - Terminated vested veteran DE Riddick Parker
- 12 - Signed QB Ray Lucas
- 18 - Waived KR/WR Dedric Ward; Re-signed DE Riddick Parker

DECEMBER

- 8 - Waived QB Ray Lucas; Signed LS Mike Solwold from the practice squad; Signed DT Nate Bolling to the practice squad
- 17 - Placed LB Adalius Thomas (Elbow) on injured reserve; Signed LB TJ Slaughter

2004

JANUARY

- 13 - Signed WR Cecil Moore, free agent/reserve future
- 15 - Signed WR Todd Devoe and LB James Harrison, free agent/reserve future
- 16 - Signed TE Lamar Hill free agent/reserve future

FEBRUARY

- 16 - Signed WR Kareem Kelly (FA)
- 24 - Designated CB Chris McAlister franchise player

MARCH

- 3 - Signed C Mike Flynn (UFA)
- 5 - Signed LS/C Mike Solwold (exclusive rights)
- 9 - Signed K Matt Stover (UFA)
- 11 - Waived G Mike Collins (failed physical)
- 16 - Signed K Wade Richey (UFA)
- 17 - Signed QB Anthony Wright and OT Orlando Brown (UFAs)
- 22 - Waived TE Lamar Hill (to NFLE); Signed LB Adalius Thomas (UFA)

APRIL

- 14 - Signed CB Raymond Walls (RFA)
- 16 - Signed DE Marques Douglas (RFA)
- 23 - Signed G/C Casey Rabach (RFA)
- 27 - Signed G Bennie Anderson (RFA); Waived WR Frank Sanders
- 30 - Signed rookie free agents: CB Marcell Almond, LB Brandon Barnes, LB Cols Colas Jr, G Monreko Crittendon, OT Eric Dumas, TE Nick Eller, CB Lance Frazier, QB Brian Gaither, LB John Garrett, DT Doug Goodwin, PT Clinton Greathouse, DT Jesse Mitchell, SS Don Muhlbach, OL Nick Newton, DB Zach Norton, TE Brett Pierce, WR Robert Quiroga, S David Revill, OH B.J. Sams, LB Phil Smith, OT Lenny Vandermade, OH Brandon Warfield, DT Matt Zielinski

MAY

- 11 - Waived OL Nick Newton, OH Brandon Warfield
- 17 - Signed free agents OT Damion Cook, LB Edgerton Hartwell, LS Joe Maese, FB Alan Ricard; Signed rookie free agents OH Robrielle "Kory" Chapman, OT Brendan Darby, FB Preston Hartfield, LB Brandon Rager
- 20 - Waived free agents LB Cols Colas, WR Robert Quiroga, LB Phil Smith

JUNE

- 3 - Signed QB Kordell Stewart, CB Dale Carter, CB Sam Massey

PRIME TIME RAVENS

REGULAR SEASON

National Games	15
Sunday Wins	5
Sunday Losses	5
Monday Wins	3
Monday Losses	0
Thursday	1 Loss
Saturday	1 Loss

2003

Sun., 11/9	Baltimore at St. Louis L 22-33 (N, ESPN)
Sun., 12/28	Pittsburgh at Baltimore W 13-10 OT (N, ESPN)

2002

Mon., 9/30	Denver at Baltimore W 34-23 (N, ABC)
Sun., 10/6	Baltimore at Cleveland W 26-21 (N, ESPN)

2001

Sun., 9/30	Baltimore at Denver W 20-13 (D, CBS)
Mon., 11/12	Baltimore at Tennessee W 16-10 (N, ABC)
Sun., 12/16	Pittsburgh at Baltimore L 21-26 (N, ESPN)
Sat., 12/29	Baltimore at Tampa Bay L 10-22 (N, ABC)
Mon., 1/7	Minnesota at Baltimore W 19-3 (N, ABC)

2000

Sun., 9/17	Baltimore at Miami L 6-19 (N, ESPN)
Sun., 10/8	Baltimore at Jacksonville W 15-10 (N, ESPN)

1999

Thu., 10/21	Kansas City at Baltimore L 8-35 (N, ESPN)
-------------	--

1998

Sun., 9/27	Cincinnati at Baltimore W 31-24 (N, ESPN)
------------	--

1997

Sun., 11/9	Baltimore at Pittsburgh L 0-37 (N, ESPN)
------------	---

1996

Sun., 10/13	Baltimore at Indianapolis L 21-26 (N, ESPN)
-------------	--

RAVENS VS. AFC NORTH

CINCINNATI BENGALS

2004: @ Cincinnati - Sun., Sept. 26
@ Baltimore - Sun., Dec. 5

Preseason Series, No Meetings

Ravens Lead Regular Season Series, 11-5

11-3-96 - Bengals, 24-21 Bal. - 60,743
12-8-96 - Bengals, 21-14 @ Cin. - 43,022
9-7-97 - Ravens, 23-10 Bal. - 52,968
12-21-97 - Bengals, 16-14 @ Cin. - 50,917
9-27-98 - Ravens, 31-21 Bal. - 68,154
11-22-98 - Ravens, 20-13 @ Cin. - 52,571
11-21-99 - Ravens, 34-31 @ Cin. - 43,279
12-26-99 - Ravens, 22-0 Bal. - 68,036
9-24-00 - Ravens, 37-0 Bal. - 68,481
11-5-00 - Ravens, 27-7 @ Cin. - 54,759
9-23-01 - Bengals, 21-10 @ Cin. - 49,632
12-23-01 - Ravens, 16-0 Bal. - 68,987
11-10-02 - Ravens, 38-27 Bal. - 69,024
12-1-02 - Ravens, 27-23 @ Cin. - 44,878
10-19-03 - Bengals, 34-26 @ Cin. - 53,553
12-7-03 - Ravens, 31-13 Bal. - 69,468

Marvin Lewis - Head Coach
2nd Season 8-8 (Overall)
2003: Record 8-8 (2nd, AFC North)
PR: Jack Brennan (513) 621-3550

CLEVELAND BROWNS

2004: @ Cleveland - Sun., Sept. 12
@ Baltimore - Sun., Nov. 7

Preseason Series, No Meetings

Ravens Lead Regular Season Series, 7-3

9-26-99 - Ravens, 17-10 Bal. - 68,803
11-7-99 - Ravens, 41-9 @ Cle. - 72,898
10-1-00 - Ravens, 12-0 @ Cle. - 73,018
11-26-00 - Ravens, 44-7 Bal. - 68,361
10-21-01 - Browns, 24-14 @ Cle. - 72,818
11-18-01 - Browns, 27-17 Bal. - 69,353
10-6-02 - Ravens, 26-21 @ Cle. - 73,688
12-22-02 - Browns, 14-13 Bal. - 69,348
9-14-03 - Ravens, 33-13 Bal. - 69,473
12-21-03 - Ravens, 35-0 @ Cle. - 72,548

Butch Davis - Head Coach
4th Season 21-28 (Overall)
2003 Record: 5-11 (4th, AFC North)
PR: Todd Stewart (440) 891-5000

PITTSBURGH STEELERS

2004: @ Baltimore - Sun., Sept. 19
@ Pittsburgh - Sun., Dec. 26

Preseason Series, No Meetings

Steelers Lead Regular Season Series, 11-5

9-8-96 - Steelers, 31-17 @ Pit. - 57,241
12-1-96 - Ravens, 31-17 Bal. - 51,822
10-5-97 - Steelers, 42-34 Bal. - 64,421
11-9-97 - Steelers, 37-0 @ Pit. - 56,669
9-6-98 - Steelers, 20-13 Bal. - 68,847
10-18-98 - Steelers, 16-6 @ Pit. - 58,620
9-19-99 - Steelers, 23-20 Bal. - 68,965
12-12-99 - Ravens, 31-24 @ Pit. - 46,715
9-3-00 - Ravens, 16-0 @ Pit. - 55,049
10-29-00 - Steelers, 9-6 Bal. - 69,405
11-4-01 - Ravens, 13-10 @ Pit. - 62,906
12-16-01 - Steelers, 26-21 Bal. - 69,506
10-27-02 - Steelers, 31-18 Bal. - 69,638
12-29-02 - Steelers, 34-31 @ Pit. - 61,961
9-7-03 - Steelers, 34-15 @ Pit. - 63,157
12-28-03 - Ravens 13-10 OT Bal. - 70,001

Steelers Lead Postseason Series, 1-0

1-20-02 - Steelers, 27-10 @ Pit. - 63,976 - DP

Bill Cowher - Head Coach
13th Season 124-83-1 (Overall)
2003 Record: 6-10 (3rd, AFC North)
PR: Ron Wahl (412) 432-7800

RAVENS VS. AFC SOUTH

HOUSTON TEXANS

2004: Do Not Play

Preseason Series, No Meetings

Ravens Lead Regular Season Series, 1-0

12-15-02 - Ravens, 23-19 @ Hou. - 70,108

Dom Capers - Head Coach

3rd Season 9-23 (Overall)

40-58 Overall - 6 Seasons

2003 Record: 5-11 (4th, AFC South)

PR: Tony Wyllie (832) 667-2000

INDIANAPOLIS COLTS

2004: @ Indianapolis - Sun., Dec. 19

Preseason Series, No Meetings

Tied, Regular Season Series, 2-2

10-13-96 - Colts, 26-21 @ Ind. - 56,978

11-29-98 - Ravens, 38-31 Bal. - 68,898

12-2-01 - Ravens, 39-27 Bal. - 69,382

10-13-02 - Colts, 22-20 @ Ind. - 56,174

Tony Dungy - Head Coach

3rd Season 22-11 (Overall)

78-57 Overall - 9 Seasons

2003 Record: 12-4 (1st, AFC South)

PR: Craig Kelley (317) 297-2658

JACKSONVILLE JAGUARS

2004: Do Not Play

Preseason Series, No Meetings

Jaguars Lead Regular Season Series, 8-6

11-10-96 - Jaguars, 30-27 @ Jax. - 64,628

11-24-96 - Jaguars, 28-25 Bal. - 57,384

8-31-97 - Jaguars, 28-27 Bal. - 61,018

11-30-97 - Jaguars, 29-27 @ Jax. - 63,712

9-20-98 - Jaguars, 24-10 @ Jax. - 67,069

11-1-98 - Jaguars, 45-19 Bal. - 68,915

11-14-99 - Jaguars, 6-3 @ Jax. - 67,391

11-28-99 - Jaguars, 30-23 Bal. - 68,428

9-10-00 - Ravens, 39-36 Bal. - 68,843

10-8-00 - Ravens, 15-10 @ Jax. - 65,194

10-28-01 - Ravens, 18-17 Bal. - 69,439

11-25-01 - Ravens, 24-21 @ Jax. - 53,530

10-20-02 - Ravens, 17-10 Bal. - 69,173

11-2-03 - Ravens, 24-17 @ Bal. - 69,486

Jack Del Rio - Head Coach

2nd Season 5-11 (Overall)

2003 Record: 5-11 (3rd, AFC South)

PR: Dan Edwards (904) 633-6000

TENNESSEE TITANS

2004: Do Not Play

Preseason Series, No Meetings

Titans Lead Regular Season Series, 7-6

9-15-96 - Oilers, 29-13 @ Hou. - 20,082

12-22-96 - Oilers, 24-21 Bal. - 52,704

9-21-97 - Ravens, 36-10 @ Ten. - 17,737

12-14-97 - Oilers (TN), 21-19 Bal. - 60,558

10-11-98 - Titans, 12-8 Bal. - 68,561

12-6-98 - Titans, 16-14 @ Ten. - 31,124

10-10-99 - Titans, 14-11 @ Ten. - 65,486

12-5-99 - Ravens, 41-14 Bal. - 67,854

10-22-00 - Ravens, 24-23 @ Ten. - 68,490

11-12-00 - Titans, 14-6 Bal. - 69,200

10-7-01 - Ravens, 26-7 Bal. - 69,494

11-12-01 - Ravens, 16-10 @ Ten. - 68,798

11-24-02 - Ravens, 13-12 Bal. - 69,365

Postseason Series Tied, 1-1

1/7/01 - Ravens, 24-10 @ Ten. - 68,527 - DP

1/3/04 - Titans, 20-17 Bal. - 69,452 - WC

Jeff Fisher - Head Coach

10th Season 92-65 (Overall)

2003 Record: 12-4 (2nd, AFC South)

PR: Robbie Bohren (615) 565-4100

RAVENS VS. AFC EAST

BUFFALO BILLS

2004: @ Baltimore - Sun., Oct. 24

Bills Lead Preseason Series, 2-1

8-23-96 - Ravens, 37-14 @ Buf. -	51,905
8-22-97 - Bills, 31-28 Bal. -	54,473
8-9-03 - Bills, 28-10 Bal. -	68,550

Bills Lead Regular Season Series, 1-0

10-31-99 - Bills, 13-10 Bal. -	68,673
--------------------------------	--------

Mike Mularkey - Head Coach
1st Season
2003 Record: 6-10 (3rd, AFC East)
PR: Scott Berchtold (716) 648-1800

MIAMI DOLPHINS

2004: @ Baltimore - Sun., Jan. 2, 2005

Preseason Series, No Meetings

Dolphins Lead Regular Season Series, 4-0

10-19-97 - Dolphins, 24-13 Bal. -	64,354
9-17-00 - Dolphins, 19-6 @ Mia. -	73,464
11-17-02 - Dolphins, 26-7 @ Mia. -	73,013
11-16-03 - Dolphins, 9-6 OT @ Mia. -	73,333

Ravens Lead Postseason Series, 1-0

1-13-02 - Ravens 20-3 @ Mia.-	72,251 - WC
-------------------------------	-------------

Dave Wannstedt - Head Coach
5th Season 42-25 (Overall)
83-82 Overall - 10 Seasons
2003 Record: 10-6 (2nd, AFC East)
PR: Harvey Greene (954) 452-7010

NEW ENGLAND PATRIOTS

2004: @ New England - Sun., Nov. 28

Preseason Series, No Meetings

Patriots Lead Regular Season Series, 2-0

10-6-96 - Patriots, 46-38 Bal. -	63,569
1-2-00 - Patriots, 20-3 @ NE -	50,263

Bill Belichick - Head Coach
5th Season 42-25 (Overall)
79-70 Overall - 9 Seasons
2003 Record: 14-2 (1st, AFC East)
PR: Stacey James (508) 543-8200

NEW YORK JETS

2004: @ New York Jets - Sun., Nov. 14

Jets Lead Preseason Series, 3-2

8-8-97 - Jets, 39-29 @ NYJ -	23,067
8-16-98 - Ravens, 33-0 @ NYJ -	47,906
8-22-00 - Ravens, 10-0 Bal. -	66,588
8-18-01 - Jets, 16-3 @ NYJ -	76,406
8-15-02 - Jets, 34-16 Bal. -	67,681

Ravens Lead Regular Season Series, 2-1

11-2-97 - Jets, 19-16 (OT) @ NYJ -	59,524
9-13-98 - Ravens, 24-10 @ NYJ -	70,063
12-24-00 - Ravens, 34-20 Bal. -	69,184

Herman Edwards - Head Coach
4th Season 26-25 (Overall)
2003 Record: 6-10 (4th, AFC East)
PR: Ron Colangelo (516) 560-8100

RAVENS VS. AFC WEST

DENVER BRONCOS

2004: *Do Not Play*

Preseason Series, No Meetings

Ravens Lead Regular Season Series, 3-1

10-20-96 - Broncos, 45-34 @ Den. - 70,453
9-30-01 - Ravens, 20-13 @ Den. - 75,082
9-30-02 - Ravens, 34-23 Bal. - 69,638
10-26-03 - Ravens, 26-6 Bal. - 69,721

Ravens Lead Postseason Series, 1-0

12-31-00 - Ravens, 21-3 Bal. - 69,638 - WC

Mike Shanahan - Head Coach
10th Season 98-55 (Overall)
106-67 Overall - 10 Seasons
2003 Record: 10-6 (2nd, AFC West)
PR: Jim Saccomano (303) 649-9000

KANSAS CITY CHIEFS

2004: *@ Baltimore - Mon., Oct. 4*

Preseason Series, No Meetings

Chiefs Lead Regular Season Series, 2-0

10-21-99 - Chiefs, 35-8 @ Bal. - 68,771
9-28-03 - Chiefs, 17-10 Bal. - 69,459

Dick Vermeil - Head Coach
4th Season 27-21 (Overall)
109-98 Overall - 13 Seasons
2003 Record: 13-3 (1st, AFC West)
PR: Bob Moore (816) 920-9300

OAKLAND RAIDERS

2004: *Do Not Play*

Preseason Series, No Meetings

Ravens Lead Regular Season Series, 2-1

9-1-96 - Ravens, 19-14 Bal. - 64,124
11-8-98 - Ravens, 13-10 Bal. - 69,037
12-14-03 - Raiders, 20-12 @ Oak. 45,398

Ravens Lead Postseason Series, 1-0

1-14-01 - Ravens, 16-3 @ Oak. - 62,784 - A

Norv Turner - Head Coach
1st Season
50-60-1 Overall - 7 Seasons
2003 Record: 4-12 (T-3, AFC West)
PR: Mike Taylor (510) 864-5000

SAN DIEGO CHARGERS

2004: *Do Not Play*

Preseason Series, No Meetings

Regular Season Series Tied, 2-2

9-28-97 - Chargers, 21-17 @ SD - 54,094
11-15-98 - Chargers, 14-13 @ SD - 54,388
12-10-00 - Ravens, 24-3 Bal. - 68,805
9-21-03 - Ravens, 24-10 @ SD - 52,028

Marty Schottenheimer - Head Coach
3rd Season 12-20 (Overall)
166-112-1 Overall - 18 Seasons
2003 Record: 4-12 (T-3rd, AFC West)
PR: Bill Johnston (858) 874-4500

RAVENS VS. NFC NORTH

CHICAGO BEARS

2004: *Do Not Play*

Ravens lead Preseason Series, 1-0

8-8-98 - Ravens, 19-14 Chi. - 65,938

Regular Season Series Tied, 1-1

12-20-98 - Bears, 24-3 @ Chi. - 40,853

9-9-01 - Ravens, 17-6 Bal. - 69,365

Lovie Smith - Head Coach
1st Season
2003 Record: 7-9 (3rd, NFC North)
PR: Scott Hagel (847) 295-6600

DETROIT LIONS

2004: *@ Baltimore - Sat., Aug. 28*

Ravens Lead Preseason Series, 1-0

8-9-02 - Ravens, 12-6 Bal. - 67,421

Ravens Lead Regular Season Series, 1-0

12-27-98 - Ravens, 19-10 Bal. - 68,045

Steve Mariucci - Head Coach
2nd Season 5-11 (Overall)
65-54 Overall - 7 Seasons
2003 Record: 5-11 (4th, NFC North)
PR: Matt Barnhart (313) 216-4000

GREEN BAY PACKERS

2004: *Do Not Play*

Packers Lead Preseason Series, 1-0

8-17-96 - Packers, 17-15 Bal. - 62,025

Packers Lead Regular Season Series, 2-0

10-25-98 - Packers, 28-10 @ GB - 59,860

10-14-01 - Packers, 31-23 @ GB - 59,866

Mike Sherman - Head Coach
5th Season 44-23 (Overall)
2003 Record: 10-6 (1st, NFC North)
PR: Jeff Blumb (920) 496-5700

MINNESOTA VIKINGS

2004: *Do Not Play*

Preseason Series, No Meetings

Regular Season Tied, 1-1

12-13-98 - Vikings, 38-28 Bal. - 69,074

1-7-02 - Ravens, 19-3 Bal. - 69,465

Mike Tice - Head Coach
3rd Season 15-18 (Overall)
2003 Record: 9-7 (2nd, NFC Central)
PR: Bob Hagan (952) 828-6500

RAVENS VS. NFC SOUTH

ATLANTA FALCONS

2004: @ Baltimore - Thu., Aug. 12

Ravens Lead Preseason Series, 2-0

8-21-99 - Ravens, 19-6 @ Atlanta - 44,843
8-16-03 Ravens, 13-10 @ Atlanta - 68,237

Regular Season Series Tied, 1-1

10-3-99 - Ravens, 19-13 (OT) @ Atl. - 50,712
11-3-02 - Falcons, 20-17 @ Atl. - 68,532

Jim Mora, Jr. - Head Coach
1st Season
2003 Record: 5-11 (4th, NFC South)
PR: Aaron Salkin (770) 965-3115

CAROLINA PANTHERS

2004: Do Not Play

Ravens Lead Preseason Series, 2-1

8-28-99 - Ravens, 28-24 Bal. - 66,247
8-18-00 - Ravens, 24-13 @ Car. - 72,551
8-23-01 - Panthers, 20-17 Bal. - 66,619

Panthers Lead Regular Season Series, 2-0

12-15-96 - Panthers, 27-16 @ Car. - 70,075
9-8-02 - Panthers, 10-7 @ Car. - 70,386

John Fox - Head Coach
3rd Season 18-14 (Overall)
2003 Record: 11-5 (1st, NFC South)
PR: Charlie Dayton (704) 358-7000

NEW ORLEANS SAINTS

2004: Do Not Play

Preseason Series, No Meetings

Ravens Lead Regular Season Series, 2-1

9-29-96 - Ravens, 17-10 Bal. - 61,063
12-19-99 - Ravens, 31-8 Bal. - 67,597
12-8-02 - NO, 37-25 Bal. - 69,334

Jim Haslett - Head Coach
5th Season 35-31 (Overall)
2003 Record: 8-8 (2nd, NFC South)
PR: Greg Bensele (504) 733-0255

TAMPA BAY BUCCANEERS

2004: Do Not Play

Preseason Series, No Meetings

Bucs Lead Regular Season Series, 2-0

12-29-01 - Bucs, 22-10 @ TB - 65,619
9-15-02 - Bucs, 25-0 Bal. - 69,304

Jon Gruden - Head Coach
3rd Season 22-13 (Overall)
62-41 Overall - 7 Seasons
2003 Record: 7-9 (3rd, NFC South)
PR: Jeff Kamis (813) 870-2700

HISTORY

RAVENS VS. NFC EAST

DALLAS COWBOYS

2004: @ Baltimore - Sun., Nov. 21

Preseason Series, No Meetings

Ravens Lead Regular Season Series, 1-0

11-19-00 - Ravens, 27-0 Bal. - 69,416

Bill Parcells - Head Coach
2nd Season 10-6 (Overall)
159-112-1 Overall -16 Seasons
2003 Record: 10-6 (2nd, NFC East)
PR: Rich Dalrymple (972) 556-9900

NEW YORK GIANTS

2004: @ Baltimore - Thu., Sep. 2
@ Baltimore - Sun., Dec. 12

Ravens Lead Preseason Series, 5-3

8-10-96 - Ravens, 37-27 @ NYG - 39,799
8-2-97 - Giants, 21-20 Bal. - 53,268
8-28-98 - Ravens, 14-6 @ NYG - 48,754
9-3-99 - Ravens, 28-24 Bal. - 60,092
8-25-00 - Ravens, 24-17 @ NYG - 76,527
8-31-01 - Ravens, 38-9 Bal. - 66,197
8-29-02 - Giants, 13-0 @ NYG - 76,572
8-28-03 - Giants, 30-24 Bal. - 68,169

Ravens Lead Regular Season Series, 1-0

9-14-97 - Ravens, 24-23 @ NYG - 69,768

Ravens Lead Postseason Series, 1-0

1-28-01 - Ravens, 34-7 @ TB - 71,921 - SB

Tom Coughlin - Head Coach
1st Season
72-64 Overall - 8 Seasons
2003 Record: 6-10 (3rd, NFC East)
PR: Pat Hanlon (201) 935-8111

PHILADELPHIA EAGLES

2004: @ Philadelphia - Fri., Aug. 20
@ Philadelphia - Sun., Oct. 31

Ravens Lead Preseason Series, 5-1

8-3-96 - Ravens, 17-9 Bal. - 63,804
8-16-97 - Eagles, 24-13 @ Phi. - 60,939
8-24-98 - Ravens, 23-6 Bal. - 65,970
8-12-99 - Ravens, 10-7 @ Phi. - 43,552
8-5-00 - Ravens, 16-13 Bal. - 65,459
8-13-01 - Game Cancelled - Field Conditions
8-23-02 - Ravens, 13-12 Bal. - 58,443

Regular Season Series, Tied

11-16-97 - Tie, 10-10 OT Bal. - 63,546

Andy Reid - Head Coach
6th Season 55-32 (Overall)
2003 Record: 12-4 (1st, NFC East)
PR Contact: Derek Boyko (215) 463-2500

WASHINGTON REDSKINS

2004: @ Washington - Sun., Oct. 10

Redskins Lead Preseason Series, 1-0

8/23/03 - Redskins 24-3 @ Was. - 70,460

Regular Season Series Tied, 1-1

10-26-97 - Ravens, 20-17 @ Was. - 75,067
10-15-00 - Redskins, 10-3 @ Was. - 83,252

Joe Gibbs - Head Coach
1st Season
140-65 Overall - 12 Seasons
2003 Record: 7-9 (3rd, NFC East)
PR: Michelle Tessier (703) 478-8900

RAVENS VS. NFC WEST

ARIZONA CARDINALS

2004: Do Not Play

Preseason Series, No Meetings

Ravens lead regular season series, 2-1

11-28-97 - Cardinals, 16-13 Bal. -	53,976
12-17-00 - Ravens, 13-7 @ Ari. -	37,452
10/12/03 - Ravens 26-18 @ Ari. -	24,193

Dennis Green - Head Coach
1st Season
Career 101-70 Overall - 10th Season
2003 record: 4-12 (4th, NFC West)
PR Contact: Mark Dalton (602) 379-0101

ST. LOUIS RAMS

2004: Do Not Play

Preseason Series, No Meetings

Rams Lead Regular Season Series, 2-1

10-27-96 - Ravens, 37-31 - OT Bal. -	60,256
9-12-99 - Rams, 27-10 @ STL -	62,100
11-9-03 - Rams, 33-22 @ STL -	66,085

Mike Martz - Head Coach
5th Season 45-23 (Overall)
2003 Record: 12-4 (1st, NFC West)
PR: Duane Lewis (314) 982-7267

SAN FRANCISCO 49ERS

2004: Do Not Play

Preseason Series, No Meetings

Regular Season Series Tied, 1-1

11-17-96 - 49ers, 38-20 @ SF -	51,596
11-30-03 - Ravens, 44-6 Bal. -	69,549

Dennis Erickson - Head Coach
2nd Season 7-9 (Overall)
38-42 Overall - 5 Seasons
2003 Record: 7-9 (3rd, NFC West)
PR: Kirk Reynolds (408) 562-4949

SEATTLE SEAHAWKS

2004: Do Not Play

Preseason Series, No Meetings

Ravens Lead Regular Season Series, 2-0

12-7-97 - Ravens, 31-24 Bal. -	54,395
11-23-03 - Ravens, 44-41 OT Bal. -	69,477

Mike Holmgren - Head Coach
5th Season 41-39 (Overall)
125-82 Overall - 12 Seasons
2003 Record: 10-6 (2nd, NFC West)
PR: Dave Pearson (425) 827-9777

1996 STATISTICS

RESULTS AND ATTENDANCE (4-12)

09/01	W	19-14	Oakland	64,124
09/08	L	17-31	at Pittsburgh	57,241
09/15	L	13-29	at Houston	20,082
09/22		Bye Week		
09/29	W	17-10	New Orleans	61,063
10/06	L	38-46	New England	63,569
10/13	L	21-26	at Indianapolis	56,978
10/20	L	34-45	at Denver	70,453
10/27	W	37-31 (OT)	St. Louis	60,256
11/03	L	21-24	Cincinnati	60,743
11/10	L	27-30	at Jacksonville	64,628
11/17	L	20-38	at San Francisco	51,596
11/24	L	25-28 (OT)	Jacksonville	57,384
12/01	W	31-17	Pittsburgh	51,822
12/08	L	14-21	at Cincinnati	43,022
12/15	L	16-27	at Carolina	70,075
12/22	L	21-24	Houston	52,704

TEAM STATISTICS RAVENS OPPONENT

TOTAL FIRST DOWNS	338	351
Rushing	108	115
Passing	208	213
Penalty	22	23
3rd Down: Made/Att	88/201	108/224
3rd Down Pct.	43.8	48.2
4th Down: Made/Att	4/10	7/13
4th Down Pct.	40.0	53.8
TOTAL NET YARDS	5723	5889
Avg. Per Game	357.7	368.1
Total Plays	1024	1075
Avg. Per Play	5.6	5.5
NET YARDS RUSHING	1745	1920
Avg. Per Game	109.1	120.0
Total Rushes	416	508
NET YARDS PASSING	3978	3969
Avg. Per Game	248.6	248.1
Sacked/Yards Lost	38/296	30/146
Gross Yards	4274	4115
Att./Completions	570/335	537/350
Completion Pct.	58.8	65.2
Had Intercepted	20	15
KICKOFFS/TB/EZ	80/6/17	91/4/9
PUNTS/AVERAGE	69/43.2	68/42.4
NET PUNTING AVG.	37.8	35.6
PENALTIES/YARDS	94/818	104/744
FUMBLES/BALL LOST	23/13	23/7
TOUCHDOWNS	45	50
Rushing	10	18
Passing	34	27
Returns (K/PR)	0	0
Returns (DEF)	1	5
RUSH - 2 PT M/A	2/3	3/3
PASS - 2 PT M/A	3/6	4/6
AVG. TIME OF POSSESSION	27:08	32:52
TOTAL TIME OF POSSESSION	7:24:15	8:59:41

RUSHING	NO	YDS	AVG	LG	TD
Morris	172	737	4.3	19	4
Byner	159	634	4.0	42	4
Testaverde	34	188	5.5	22	2
Gardner	26	108	4.2	19	0
Hoard	15	61	4.1	10	0
Turner	2	12	6.0	6	0
Zeier	2	8	4.0	5	0
Hunter	1	0	0.0	0	0
Montgomery	1	0	0.0	0	0
Alexander	3	0	0.0	12	0
Lewis	1	-3	-3.0	-3	0
RAVENS	416	1745	4.2	42	10
Opponents	508	1920	3.8	71	18

SCORING

	TD	P	KR	DR	PAT	FG	2R	2P	S	TP
Stover	0	0	0	0	34/35	19/25	0	0	0	91
Jackson	0	14	0	0	0/0	0/0	0	2	0	88
Alexander	0	9	0	0	0/0	0/0	0	1	0	56
Byner	4	1	0	0	0/0	0/0	0	0	0	30
Morris	4	1	0	0	0/0	0/0	0	0	0	30
Testaverde	2	0	0	0	0/0	0/0	1	0	0	14
Turner	0	2	0	0	0/0	0/0	0	0	0	12
Arvie	0	1	0	0	0/0	0/0	0	0	0	6
Caldwell	0	0	0	1	0/0	0/0	0	0	0	6
Green	0	1	0	0	0/0	0/0	0	0	0	6
Jones	0	1	0	0	0/0	0/0	0	0	0	6
Kinchen	0	1	0	0	0/0	0/0	0	0	0	6
Lewis	0	1	0	0	0/0	0/0	0	0	0	6
Ogden	0	1	0	0	0/0	0/0	0	0	0	6
Williams	0	1	0	0	0/0	0/0	0	0	0	6
Gardner	0	0	0	0	0/0	0/0	1	0	0	2
RAVENS	10	34	0	1	34/35	19/25	4	6	0	371
Opponents	18	27	0	5	41/41	28/31	3	4	1	441

SCORE BY PERIODS	1	2	3	4	OT	PTS
RAVENS	70	129	64	102	6	371
Opponents	88	128	92	130	3	441

RECEIVING	NO	YDS	AVG	LG	TD
Jackson	76	1201	15.8	86T	14
Alexander	62	1099	17.7	64T	9
Kinchen	55	581	10.6	29	1
Turner	38	461	12.1	27T	2
Byner	30	270	9.0	40	1
Morris	25	242	9.7	52T	1
Green	15	150	10.0	23	1
Williams	13	85	6.5	19	1
Gardner	7	28	4.0	7	0
Lewis	5	78	15.6	24	1
Ethridge	2	24	12.0	15	0
Bishop	2	22	11.0	13	0
Hunter	1	25	25.0	25	0
Hoard	1	4	4.0	4	0
Jones	1	2	2.0	2T	1
Ogden	1	1	1.0	1T	1
Arvie	1	1	1.0	1T	1
RAVENS	335	4274	12.8	86T	34
Opponents	350	4115	11.8	55	27

INTERCEPTIONS	NO	YDS	AVG	LG	TD
Langham	5	59	11.8	28	0
Turner	5	1	0.2	1	0
Caldwell	1	45	45.0	45T	1
Adams	1	16	16.0	16	0
Croel	1	16	16.0	16	0
Moore	1	10	10.0	10	0
Lewis	1	0	0.0	0	0
RAVENS	15	147	9.8	45T	1
Opponents	20	349	17.5	68T	3

PUNTING	NO	YDS	AVG	TB	In	LG	Blk
Montgomery	68	2980	43.8	5	23	67	1
Team	1	0	0.0	0	0	0	0
RAVENS	69	2980	43.2	5	23	67	1
Opponents	68	2881	42.4	5	27	64	0

PUNT RETURNS	NO	FC	YDS	AVG	LG	TD
Lewis	36	13	339	9.4	46	0
Alexander	1	0	15	15.0	15	0
Ethridge	1	0	3	3.0	3	0
Hunter	0	1	0	—	0	0
RAVENS	38	14	357	9.4	46	0
Opponents	27	14	273	10.1	47	0

1996 STATISTICS

KICKOFF RETURNS	NO	YDS	AVG	LG	TD
Lewis	41	883	21.5	44	0
Baldwin	20	405	20.3	34	0
Hunter	9	178	19.8	29	0
Ethridge	8	171	21.4	29	0
Byner	4	61	15.3	19	0
Kinchen	1	19	19.0	19	0
Alexander	1	13	13.0	13	0
Morris	1	3	3.0	3	0
Isaia	1	2	2.0	2	0
Frederick	0	-1	0.0	-1	0
RAVENS	86	1734	20.2	44	0
Opponents	70	1402	20.0	51	0

FIELD GOALS

	1-19	20-29	30-39	40-49	50+	TOTAL
Stover	0/0	8/8	5/6	5/10	1/1	19/25
Ravens	0/0	8/8	5/6	5/10	1/1	19/25
Opp.	0/0	11/11	10/11	5/7	2/2	28/31

Stover: (25,37); (29); (); (38, 48SH, 49WL); (); (); (45,33); (43WL, 50, 32WL); (); (21,21); (43,25); (21,29,41,33,49WR); (40); (45SH); (37,46,25); ();

Opponents: (); (35); (41,44); (23,38WL); (22,35,50); (27,30); (34); (50,38,36); (41,49,34); (23,33,24); (27); (29,41WL,34); (22); (49SH,23,26); (29,44); (37)

PASSING	ATT	COMP	YARDS	COMP%	AVG/ATT	TD	TD%	INT	INT%	LG	TKLD/LOST	RATING
Testaverde	549	325	4177	59.2	7.61	33	6.0	19	3.5	86T	34/270	88.7
Zeier	21	10	97	47.6	4.62	1	4.8	1	4.8	15	4/26	57.0
RAVENS	570	335	4274	58.8	7.50	34	6.0	20	3.5	86T	38/296	87.6
Opponents	537	350	4115	65.2	7.66	27	5.0	15	2.8	55	30/146	93.4

SACKS

4.5	— Caldwell, Mike
4.0	— Pleasant, Anthony
3.0	— Croel, Mike; Burnett, Rob; Williams, Jerrol
3.0	— Thompson, Bennie; Goad, Tim
2.5	— Lewis, Ray
1.0	— Fortune, Elliott; Jones, James; Lyle, Rick
0.5	— Brady, Donny; Footman, Dan
30.0	— RAVENS
38.0	— Opponents

1996 USUAL STARTING LINEUPS HEAD COACH TED MARCHIBRODA

OFFENSE

WR1	81	Michael Jackson
WR2	82	Derrick Alexander
LT	66	Tony Jones
LG	75	Jonathan Ogden
C	61	Steve Everitt
	63	Wally Williams
RG	69	Jeff Blackshear
	63	Wally Williams
RT	77	Orlando Brown
TE	88	Brian Kinchen
QB	12	Vinny Testaverde
RB	33	Bam Morris
	21	Earnest Byner
FB	35	Carwell Gardner

DEFENSE

LDE	90	Rob Burnett
NT	97	James Jones
RDE	99	Anthony Pleasant
LOLB	51	Mike Croel
LILB	52	Ray Lewis
RILB	56	Mike Caldwell
ROLB	57	Jerrol Williams
	50	Keith Goganious
LCB	38	Antonio Langham
RCB	24	Donny Brady
SS	27	Stevon Moore
FS	29	Eric Turner

RAVENS HONOR ROLL

Pro Bowl: S Eric Turner (second alternate, started); QB Vinny Testaverde (3rd QB)
All Pro: LG Jonathan Ogden (S.I., *Dallas Morning News*)
Ravens Roost Unsung Hero: RB Earnest Byner
Ravens Roost Extra Effort Award: TE Brian Kinchen
Ed Block Courage Award: DE Anthony Pleasant

1996 DEFENSIVE STATISTICS

FROM COACHES VIDEO

NAME	TT	SOLO	AS	SACKS	YDS	PD	FR	FF	INTS
Lewis, Ray	142	104	38	2.5	8.5	6	0	0	1
Turner, Eric	112	80	32	0.0	0.0	15	0	0	5
Moore, Stevon	108	78	30	0.0	0.0	5	1	0	1
Croel, Mike	81	56	25	3.0	11.0	1	0	2	1
Caldwell, Mike	76	49	27	4.5	35.5	3	0	1	1
Brady, Donny	66	53	13	0.5	4.5	10	1	0	0
Jones, James	59	37	22	1.0	5.0	3	0	1	0
Langham, Antonio	47	39	8	0.0	0.0	21	0	0	5
Goganious, Keith	47	33	14	0.0	0.0	0	0	0	0
Sutter, Ed	46	25	21	0.0	0.0	2	0	0	0
Williams, Jerrol	43	30	13	3.0	8.0	0	1	2	0
Goad, Tim	42	29	13	3.0	19.0	1	0	0	0
Frederick, Mike	37	23	14	0.0	0.0	1	0	0	0
Pleasant, Anthony	33	28	5	4.0	23.0	1	1	0	0
Footman, Dan	32	22	10	0.5	1.5	1	0	2	0
Adams, Vashone	29	23	6	0.0	0.0	4	0	0	1
Burnett, Rob	29	20	9	3.0	17.0	0	0	1	0
Jenkins, Deron	24	19	5	0.0	0.0	2	1	1	0
Booth, Issac	18	15	3	0.0	0.0	6	0	0	0
Fortune, Elliott	16	11	5	1.0	4.0	0	0	0	0
Thompson, Bennie	15	10	5	3.0	5.0	2	0	0	0
Lyle, Rick	12	7	5	1.0	4.0	0	0	0	0
Brew, Dorian	4	4	0	0.0	0.0	0	0	0	0
Turner, Floyd	0	0	0	0.0	0.0	0	0	1	0
Powell, Craig	0	0	0	0.0	0.0	0	0	0	0

TOP THREE

SOLO	FR	FF	PD
Lewis, Ray — 104	Brady, Donny — 1	Croel, Mike — 2	Langham, Antonio — 21
Turner, Eric — 80	Jenkins, Deron — 1	Footman, Dan — 2	Turner, Eric — 15
Moore, Stevon — 78	Moore, Stevon — 1	Williams, Jerrol — 2	Brady, Donny — 10
	Pleasant, Anthony — 1	5 players tied at 1	
	Williams, Jerrol — 1		

1996 SPECIAL TEAMS STATISTICS

NAME	TT	SOLO	AS	FR	FF	BK
Thompson, Bennie	15	10	5	0	0	0
Gardner, Carwell	13	8	5	0	0	0
Sutter, Ed	11	8	3	1	0	0
Adams, Vashone	11	6	5	0	0	0
Jenkins, Deron	10	7	3	0	2	0
Goganious, Keith	10	6	4	0	0	0
Powell, Craig	8	7	1	0	0	0
Langham, Antonio	7	4	3	0	1	0
Clark, Sedric	6	5	1	0	0	0
Kinchen, Brian	6	3	3	0	0	0
Booth, Issac	5	4	1	0	0	0
Daniels, Dexter	5	3	2	0	0	0
Williams, Jerrol	5	2	3	0	0	0
Byner, Earnest	4	4	0	0	0	0
Dowden, Corey	4	2	2	0	0	0
Brady, Donny	3	3	0	0	0	0
Brew, Dorian	3	2	1	0	0	0
Ethridge, Ray	2	2	0	1	0	0
Lewis, Jermaine	2	2	0	0	0	0
Baldwin, Randy	2	2	0	0	0	0
Hartley, Frank	2	1	1	0	0	0
Stover, Matt	1	1	0	0	0	0
Lewis, Ray	1	1	0	0	0	0
Moore, Stevon	1	0	1	0	0	0

1997 STATISTICS

RESULTS AND ATTENDANCE (6-9-1)

08/31	L	27-28	Jacksonville	61,018
09/07	W	23-10	Cincinnati	52,968
09/14	W	24-23	at New York	69,768
09/21	W	36-10	at Tennessee	17,737
09/28	L	17-21	at San Diego	54,094
10/05	L	34-42	Pittsburgh	64,421
10/12	Bye Week			
10/19	L	13-24	Miami	64,354
10/26	W	20-17	at Washington	75,067
11/02	L	16-19	(OT) New York Jets	77,716
11/09	L	0-37	at Pittsburgh	56,669
11/16	T	10-10	(OT) Philadelphia	63,546
11/23	L	13-16	Arizona	53,976
11/30	L	27-29	at Jacksonville	63,712
12/07	W	31-24	Seattle S	54,395
12/14	W	21-19	Tennessee	60,558
12/21	L	14-16	at Cincinnati	50,917

SCORING

	TD	P	KR	DR	PAT	FG	2R	2P	S	TP
Stover	0	0	0	0	32/32	26/34	0	0	0	110
Alexander	0	9	0	0	0/0	0/0	0	0	0	54
Lewis	0	6	2	0	0/0	0/0	0	0	0	48
Green	0	5	0	0	0/0	0/0	0	0	0	30
Jackson	0	4	0	0	0/0	0/0	0	1	0	26
Morris	4	0	0	0	0/0	0/0	0	0	0	24
Graham	2	0	0	0	0/0	0/0	0	0	0	12
Cotton	1	0	0	0	0/0	0/0	0	0	0	6
Kinchen	0	1	0	0	0/0	0/0	0	0	0	6
Langham	0	0	0	1	0/0	0/0	0	0	0	6
Byner	0	0	0	0	0/0	0/0	0	1	0	2
Stat	0	0	0	0	0/0	0/0	0	0	1	2
RAVENS	7	25	2	1	32/32	26/34	4	81		326
Opp.	17	20	1	1	33/35	24/34	1	11		345

TEAM STATISTICS RAVENS OPPONENT

TOTAL FIRST DOWNS	292	306
Rushing	99	101
Passing	176	180
Penalty	17	25
3rd Down: Made/Att	82/227	94/233
3rd Down Pct.	36.1	40.3
4th Down: Made/Att	12/21	7/14
4th Down Pct.	57.1	50.0
TOTAL NET YARDS	5291	5363
Avg. Per Game	330.7	335.2
Total Plays	1043	1068
Avg. Per Play	5.1	5.0
NET YARDS RUSHING	1589	1690
Avg. Per Game	99.3	105.6
Total Rushes	420	470
NET YARDS PASSING	3702	3673
Avg. Per Game	231.4	229.6
Sacked/Yards Lost	37/227	42/293
Gross Yards	3929	3966
Att./Completions	586/338	556/332
Completion Pct.	57.7	59.7
Had Intercepted	16	17
KICKOFFS/TB/EZ	76/15/28	79/6/13
PUNTS/AVERAGE	83/42.7	82/44.0
NET PUNTING AVG.	36.6	35.5
PENALTIES/YARDS	101/777	106/822
FUMBLES/BALL LOST	37/17	23/11
TOUCHDOWNS	35	39
Rushing	7	17
Passing	25	20
Returns (K/PR)	2	1
Returns (DEF)	1	1
RUSH - 2 PT M/A	0/1	1/2
PASS - 2 PT M/A	2/2	1/2
AVG. TIME OF POSSESSION	28:27	31:33
TOTAL TIME OF POSSESSION	7:45:34	8:34:24

RUSHING	NO	YDS	AVG	LG	TD
Morris	204	774	3.8	25	4
Byner	84	313	3.7	19	0
Graham	81	299	3.7	19	2
Testaverde	34	138	4.1	16	0
Lewis	3	35	11.7	24	0
Zeier	10	17	1.7	12	0
Montgomery	1	11	11.0	11	0
Cotton	2	2	1.0	1T	1
Alexander	1	0	0.0	0	0
RAVENS	420	1589	3.8	25	7
Opponents	470	1690	3.6	74T	17

SCORE BY PERIODS	1	2	3	4	OT	PTS
RAVENS.....	67	98	58	103	0	326
Opponents.....	89	92	81	80	3	345

RECEIVING	NO	YDS	AVG	LG	TD
Jackson	69	918	13.3	54T	4
Alexander	65	1009	15.5	92	9
Green	65	601	9.2	37T	5
Lewis	42	648	15.4	42T	6
Morris	29	176	6.1	15	0
Byner	21	128	6.1	17	0
Yarborough	16	183	11.4	26	0
Graham	12	51	4.3	19	0
Kinchen	11	95	8.6	24T	1
Roe	7	124	17.7	29	0
Testaverde	1	-4	-4.0	-4	0
RAVENS	338	3929	11.6	92	25
Opponents	332	3966	11.9	77	20

INTERCEPTIONS	NO	YDS	AVG	LG	TD
Moore	4	56	14.0	38	0
Daniel	3	60	20.0	43	0
Langham	3	40	13.3	40T	1
Staten	2	12	6.0	9	0
Brown	1	21	21.0	21	0
Lewis	1	18	18.0	18	0
Jones	1	15	15.0	15	0
Jenkins	1	15	15.0	15	0
Sharper	1	4	4.0	0	0
RAVENS	17	241	14.2	43	1
Opponents	16	118	7.4	42	0

PUNTING	NO	YDS	AVG	TB	In	LG	Blk
Montgomery	83	3540	42.7	2	24	60	0
RAVENS	83	3540	42.7	2	24	60	0
Opponents	82	3611	44.0	7	24	63	0

PUNT RETURNS	NO	FC	YDS	AVG	LG	TD
Lewis	28	13	437	15.6	89T	2
Roe	8	0	72	9.0	14	0
Ethridge	5	1	21	4.2	16	0
Alexander	1	0	34	34.0	34	0
RAVENS	42	14	564	13.4	89T	2
Opponents	53	11	460	8.7	60	0

1997 STATISTICS

KICKOFF RETURNS	NO	YDS	AVG	LG	TD
Lewis	41	905	22.1	51	0
Roe	9	189	21.0	33	0
Graham	6	115	19.2	24	0
Brew	5	88	17.6	24	0
Singleton	4	64	16.0	19	0
Ethridge	2	37	18.5	22	0
Morris	1	23	23.0	23	0
Holmes	1	14	14.0	14	0
McCloud	1	0	0.0	0	0
Byner	1	0	0.0	0	0
RAVENS	71	1435	20.2	51	0
Opponents	59	1323	22.4	97	1

FIELD GOALS

	1-19	20-29	30-39	40-49	50+	TOTALS
Stover	0/0	8/9	12/12	6/11	0/2	26/34
RAVENS	0/0	8/9	12/12	6/11	0/2	26/34
Opponents	0/0	10/10	6/6	7/16	1/2	24/34

Stover: (33,25); (37,32,41); (37); (38,46WL,42,49,34,36); (47,35,28); (34); (38,23); (48SH,34,28); (41,22,24); (); (23,53WR); (46,34); (); (24,45WR,42WR); (50BL,27BL); (44WR)

Opponents: (43WL); (46,51WL,43WL,46BL); (41WR,27,41WR); (45,41WR); (49WL); (); (23); (26); (47WR,28,33,31,37); (52,22,39); (33,40WL); (22,27,43); (41,42,31,29,22); (); (25,40); (44)

PASSING	ATT	COMP	YARDS	COMP%	AVG/ATT	TD	TD%	INT	INT%	LG	TKLD/LOST	RATING
Testaverde	470	271	2971	57.7	6.32	18	3.8	15	3.2	54T	20/129	75.9
Zeier	116	67	958	57.8	8.26	7	6.0	1	0.9	92	17/98	101.1
RAVENS	586	338	3929	57.7	6.70	25	4.3	16	2.7	92	37/227	80.9
Opponents	556	332	3966	59.7	7.13	20	3.6	17	3.1	77T	42/293	80.8

SACKS

11.5	— Boulware, Peter
9.0	— McCrary, Michael
6.0	— Jones, James
4.0	— Burnett, Rob; Lewis, Ray
3.0	— Sharper, Jamie
2.0	— Washington, Keith
1.0	— Herring, Kim; Langham, Antonio
0.5	— Brown, Cornell
42.0	— RAVENS
37.0	— Opponents

1997 USUAL STARTING LINEUPS

HEAD COACH TED MARCHIBRODA

OFFENSE

WR1	81	Michael Jackson
WR2	82	Derrick Alexander
LT	75	Jonathan Ogden
LG	65	Ben Cavig
	62	Leo Goeas
C	63	Wally Williams
	67	Quentin Neujahr
RG	69	Jeff Blackshear
RT	77	Orlando Brown
TE	86	Eric Green
QB	12	Vinny Testaverde
WR3	84	Jermaine Lewis
RB	33	Bam Morris

DEFENSE

LDE	90	Rob Burnett
LDT	97	James Jones
RDT	98	Tony Siragusa
RDE	99	Michael McCrary
LLB	58	Peter Boulware
MLB	52	Ray Lewis
RLB	55	Jamie Sharper
LCB	38	Antonio Langham
RCB	25	DeRon Jenkins
	30	Eugene Daniel
SS	27	Stevon Moore
FS	31	Rondell Jones/
	20	Kim Herring

RAVENS HONOR ROLL

Pro Bowl: OT Jonathan Ogden (starter), Ray Lewis (1st alternate, played in game)

All Pro: OT Jonathan Ogden (S.I., T.S.N., P.F.W., C.P.F.W., F.D.), LB Ray Lewis (S.I., C.P.F.W.)

NFL Defensive Rookie of the Year: LB Peter Boulware

Ravens Roost Unsung Hero: S Stevon Moore

Ravens Roost Extra Effort Award: S Bennie Thompson

Ed Block Courage Award: OL Wally Williams

1997 DEFENSIVE STATISTICS

FROM COACHES VIDEO

NAME	TT	SOLO	AS	SACKS	YDS	PD	FR	FF	INTS
Lewis, Ray	210	163	47	4.0	27.0	9	0	1	1
Moore, Stevon	86	63	23	0.0	0.0	9	0	2	4
McCrary, Michael	80	59	21	9.0	70.5	2	2	0	0
Sharper, Jamie	79	57	22	3.0	24.0	3	0	1	1
Jones, James	75	50	25	6.0	44.0	1	1	3	0
Boulware, Peter	66	42	24	11.5	70.5	0	0	1	0
Burnett, Rob	59	40	19	4.0	36.0	1	1	1	0
Langham, Antonio	51	41	10	1.0	0.0	14	0	1	3
Herring, Kim	51	34	17	1.0	4.0	1	0	1	0
Jenkins, DeRon	44	40	4	0.0	0.0	7	1	0	1
Siragusa, Tony	44	30	14	0.0	0.0	2	1	0	0
Jones, Rondell	40	32	8	0.0	0.0	4	1	0	1
Webster, Larry	34	25	9	0.0	0.0	0	0	0	0
Brady, Donny	33	29	4	0.0	0.0	7	1	0	0
Staten, Ralph	30	22	8	0.0	0.0	6	0	0	2
Washington, Keith	24	17	7	2.0	16.0	1	0	1	0
Brown, Cornell	17	12	5	0.5	1.0	2	0	2	1
Daniel, Eugene	17	9	8	0.0	0.0	7	0	0	3
Frederick, Mike	10	8	2	0.0	0.0	1	1	0	0
McCloud, Tyrus	9	5	4	0.0	0.0	1	0	0	0
Ward, Chris	3	3	0	0.0	0.0	0	0	0	0
Thompson, Bennie	3	3	0	0.0	0.0	1	0	0	0
Brew, Dorian	3	2	1	0.0	0.0	0	0	0	0
Williams, John	2	2	0	0.0	0.0	2	0	0	0
Taylor, Leland	1	0	1	0.0	0.0	0	0	0	0

TOP THREE

SOLO	FR	FF	PD
Lewis, Ray — 163	McCrary, Michael — 2	Jones, James — 3	Langham, Antonio — 14
Moore, Stevon — 63	7 players tied at 1	Brown, Cornell — 2	Lewis, Ray — 9
McCrary, Michael — 59		Moore, Stevon — 2	Moore, Stevon — 9

1997 SPECIAL TEAMS STATISTICS

NAME	TT	SOLO	AS	FR	FF	BK
Brady, Donny	19	17	2	0	0	0
Thompson, Bennie	18	18	0	2	1	0
Herring, Kim	10	9	1	1	0	0
Vinson, Tony	9	9	0	0	0	0
McCloud, Tyrus	9	7	2	1	0	0
Brown, Cornell	8	8	0	0	0	0
Williams, John	7	7	0	0	0	0
Washington, Keith	5	5	0	0	0	0
Jenkins, DeRon	5	4	1	0	0	0
Kinchen, Brian	4	3	1	0	1	0
Moore, Stevon	3	3	0	0	0	0
Byner, Earnest	2	2	0	2	0	0
Graham, Jay	2	2	0	1	0	0
Sharper, Jamie	2	2	0	0	0	0
Langham, Antonio	2	2	0	0	0	0
Holmes, Priest	2	2	0	0	0	0
Jones, Rondell	2	1	1	0	0	1
Brew, Dorian	1	1	0	0	0	0
Peters, Tyrell	1	1	0	0	0	0
Montgomery, Greg	1	1	0	0	0	0
Ethridge, Ray	1	1	0	0	0	0
Stover, Matt	1	1	0	0	0	0
Cotton, Kenyon	1	0	1	0	0	0
Staten, Ralph	1	0	1	0	0	0
Ofodile, A.J.	1	0	1	0	0	0
Burnett, Rob	0	0	0	0	0	0

1998 STATISTICS

RESULTS AND ATTENDANCE (6-10)

09/06	L 13-20	Pittsburgh	68,847
09/13	W 24-10	at New York Jets	70,063
09/20	L 10-24	at Jacksonville	67,069
09/27	W 31-24	Cincinnati	68,154
10/04	Bye Week		
10/11	L 8-12	Tennessee	68,561
10/18	L 6-16	at Pittsburgh	58,620
10/25	L 10-28	at Green Bay	59,860
11/01	L 19-45	Jacksonville	68,915
11/08	W 13-10	Oakland	69,037
11/15	L 13-14	at San Diego	54,388
11/22	W 20-13	at Cincinnati	52,571
11/29	W 38-31	Indianapolis	68,898
12/06	L 14-16	at Tennessee	31,124
12/13	L 28-38	Minnesota	69,074
12/20	L 3-24	at Chicago	40,853
12/27	W 19-10	Detroit	68,045

SCORING

	TD	P	KR	DR	PAT	FG	2R	2P	S	TP
Stover	0	0	0	0	24/24	21/28	0	0	0	87
Lewis	0	6	2	0	0/0	0/0	0	0	0	48
Holmes	7	0	0	0	0/0	0/0	0	0	0	42
Turner	0	5	0	0	0/0	0/0	0	2	0	34
Johnson	0	1	1	0	0/0	0/0	0	0	0	12
Potts	0	2	0	0	0/0	0/0	0	0	0	12
Woodson	0	0	0	2	0/0	0/0	0	0	0	12
Green	0	1	0	0	0/0	0/0	0	0	0	6
Harris	0	0	1	0	0/0	0/0	0	0	0	6
Roe	0	1	0	0	0/0	0/0	0	0	0	6
Burnett	0	0	0	0	0/0	0/0	0	0	1	2
Stat	0	0	0	0	0/0	0/0	0	0	1	2
RAVENS	7	16	4	2	24/24	21/28	4	10	2	269
Opponents	12	20	3	2	35/35	26/30	0	0	0	335

TEAM STATISTICS RAVENS OPPONENT

TOTAL FIRST DOWNS	243	298
Rushing	86	90
Passing	140	180
Penalty	17	28
3rd Down: Made/Att	64/207	93/237
3rd Down Pct.	30.9	39.2
4th Down: Made/Att	6/15	4/11
4th Down Pct.	40.0	36.4
TOTAL NET YARDS	4498	5297
Avg. Per Game	281.1	331.1
Total Plays	926	1050
Avg. Per Play	4.9	5.0
NET YARDS RUSHING	1629	1705
Avg. Per Game	101.8	106.6
Total Rushes	408	472
NET YARDS PASSING	2869	3592
Avg. Per Game	179.3	224.5
Sacked/Yards Lost	41/283	39/286
Gross Yards	3152	3878
Att./Completions	477/272	539/316
Completion Pct.	57.0	58.6
Had Intercepted	15	17
KICKOFFS/TB/EZ	65/5/11	81/11/21
PUNTS/AVERAGE	92/42.9	86/42.5
NET PUNTING AVG.	38.3	33.6
PENALTIES/YARDS	113/908	123/1013
FUMBLES/BALL LOST	31/15	17/6
TOUCHDOWNS	29	37
Rushing	7	12
Passing	16	20
Returns (K/PR)	4	3
Returns (DEF)	2	2
RUSH - 2 PT M/A	0/1	0/1
PASS - 2 PT M/A	2/4	0/1
AVG. TIME OF POSSESSION	28:04	31:56

SCORE BY PERIODS.....	1	2	3	4	OT	PTS
RAVENS	79	63	41	86	0	269
Opponents	96	104	85	50	0	335

RECEIVING	NO	YDS	AVG	LG	TD
Holmes	43	260	6.0	25	0
Lewis	41	784	19.1	73T	6
Jackson	38	477	12.6	53	0
Green	34	422	12.4	56	1
Turner	32	512	16.0	66T	5
Potts	30	168	5.6	18	2
Kinchen	13	110	8.5	24	0
Johnson	12	159	13.3	35	1
Rhett	11	65	5.9	16	0
Roe	8	115	14.4	27	1
Graham	5	41	8.2	14	0
Yarborough	4	39	9.8	18	0
Atkins	1	0	0.0	0	0
RAVENS	272	3152	11.6	73T	16
Opponents	316	3878	12.3	78T	20

INTERCEPTIONS	NO	YDS	AVG	LG	TD
Woodson	6	108	18.0	60T	2
Starks	5	3	0.6	2	0
Staten	3	25	8.3	14	0
Lewis	2	25	12.5	26	0
Jenkins	1	0	0.0	0	0
RAVENS	17	161	9.5	60T	2
Opponents	15	148	9.9	43	0

RUSHING	NO	YDS	AVG	LG	TD
Holmes	233	1008	4.3	56	7
Rhett	44	180	4.1	46	0
Harbaugh	40	172	4.3	15	0
Potts	36	115	3.2	33	0
Graham	35	109	3.1	12	0
Lewis	5	20	4.0	9	0
Zeier	11	17	1.5	7	0
Cotton	2	8	4.0	7	0
Mitchell	1	0	0.0	0	0
Richardson, W.	1	0	0.0	0	0
Richardson, K.	1	0	0.0	0	0
RAVENS	408	1629	4.0	56	7
Opponents	472	1705	3.6	68T	12

PUNTING	NO	YDS	AVG	TB	In20	LG	BLK
Richardson	90	3948	43.9	7	25	67	0
Team	2	0	0.0	0	0	0	2
RAVENS	92	3948	42.9	7	25	67	2
Opponents	86	3653	42.5	11	21	69	0

PUNT RETURNS	NO	FC	YDS	AVG	LG	TD
Lewis	32	10	405	12.7	87T	2
Roe	9	2	87	9.7	19	0
Thompson	1	0	43	43.0	43	0
Johnson	1	0	6	6.0	6	0
RAVENS	43	12	541	12.6	87T	2
Opponents	40	24	284	7.1	71T	1

1998 STATISTICS

KICKOFF RETURNS	NO	YDS	AVG	LG	TD
Harris	35	965	27.6	95T	1
Johnson	16	399	24.9	97T	1
Lewis	6	145	24.2	37	0
Graham	3	52	17.3	22	0
Roe	2	40	20.0	27	0
Cotton	2	33	16.5	18	0
Kinchen	2	33	16.5	21	0
Holmes	2	30	15.0	19	0
Potts	1	3	3.0	3	0
RAVENS	69	1700	24.6	97T	2
Opponents	57	1168	20.5	97T	2

FIELD GOALS

	1-19	20-29	30-39	40-49	50+	TOT.
Stover	0/0	6/6	5/5	10/17	0/0	21/28
RAVENS	0/0	6/6	5/5	10/17	0/0	21/28
Opp.	0/0	8/9	6/6	11/12	1/3	26/30

Stover: (41,42WR,42WL,45WL,25); (29,44WR); (25); (46); (21,45); (41,40); (38,45WL); (); (41WL,30,30); (42,42); (34,23); (43,48,47); (); (45BL,27); (30)

Opponents: (27,49); (60SH,20); (34,25BL); (48); (26,42WL,29); (41,42,40); (); (33); (23); (); (40,34); (53,52BL); (48,48,34); (43,31,45,24,46,20); (20); (39)

PASSING	ATT	COMP	YARDS	COMP%	AVG/ATT	TD	TD%	INT	INT%	LG	TKLD/LOST	RATING
Harbaugh	293	164	1839	56.0	6.28	12	4.1	11	3.8	66T	23/145	72.9
Zeier	181	107	1312	59.1	7.25	4	2.2	3	1.7	73T	18/138	82.0
Richardson	2	1	1	50.0	0.50	0	0.0	0	0.0	1	0/0	56.3
Holmes	1	0	0	0.0	0.00	0	0.0	1	100.0		0/0	0.0
RAVENS	477	272	3152	57.0	6.61	16	3.4	15	3.1	73T	41/283	75.2
Opponents	539	316	3878	58.6	7.19	20	3.7	17	3.2	78T	39/286	80.1

SACKS

14.5	— McCrary, Michael
8.5	— Boulware, Peter
5.5	— Jones, James
3.0	— Lewis, Ray
2.5	— Burnett, Rob
1.0	— Staten, Ralph; Harris, Corey; Sharper, Jamie
1.0	— Brady, Donny; Washington, Keith
39.0	— RAVENS
41.0	— Opponents

1998 USUAL STARTING LINEUPS HEAD COACH TED MARCHIBRODA

OFFENSE

WR1	81	Michael Jackson
WR2	84	Jermaine Lewis
LT	75	Jonathan Ogden
LG	63	Wally Williams/65 Ben Cavi
C	60	Jeff Mitchell/63 Wally Williams
RG	69	Jeff Blackshear
RT	77	Orlando Brown
TE	86	Eric Green
QB	4	Jim Harbaugh
RB	33	Priest Holmes
FB	42	Roosevelt Potts

DEFENSE

LDE	90	Rob Burnett
LDT	97	James Jones
RDT	98	Tony Siragusa
RDE	99	Michael McCrary
LLB	58	Peter Boulware
MLB	52	Ray Lewis
RLB	55	Jamie Sharper
LCB	26	Rod Woodson
RCB	25	DeRon Jenkins/
	22	Duane Starks
SS	27	Stevon Moore
FS	20	Kim Herring/45 Corey Harris

RAVENS HONOR ROLL

Pro Bowl: OT Jonathan Ogden (starter), DE Michael McCrary (starter); LB Ray Lewis (2nd team); WR/PR Jermaine Lewis (selected as returner); S Bennie Thompson (selected as special teams specialist); LB Peter Boulware (needs player)

All Pro: WR Jermaine Lewis (AP, T.S.N.); LB Ray Lewis (S.I., T.S.N., USA, AP 2nd team); DE Michael McCrary (S.I., T.S.N.), OT Jonathan Ogden (S.I., CPFW, AP- 2nd team); S Bennie Thompson (PFW- special teams)

Quarterback Club MVP: WR/RS Jermaine Lewis

Ravens Roost Unsung Hero: OG Jeff Blackshear

Ravens Roost Extra Effort Award: DE Michael McCrary

Ed Block Courage Award: S Stevon Moore

1998 DEFENSIVE STATISTICS

FROM COACHES VIDEO

NAME	TT	SOLO	AS	SACKS	YDS	PD	FR	FF	INTS
Lewis, Ray	154	119	35	3.0	14.0	10	0	1	2
McCrary, Michael	102	68	34	14.5	124.0	1	0	1	0
Moore, Stevon	96	70	26	0.0	0.0	5	0	0	0
Woodson, Rod	84	74	10	0.0	0.0	23	0	0	6
Sharper, Jamie	84	49	35	1.0	14.0	3	0	0	0
Boulware, Peter	83	41	42	8.5	49.5	6	1	0	0
Jones, James	75	43	32	5.5	41.0	1	1	1	0
Burnett, Rob	70	46	24	2.5	24.5	0	1	0	0
Siragusa, Tony	68	40	28	0.0	0.0	2	1	1	0
Harris, Corey	54	43	11	1.0	8.0	1	0	1	0
Starks, Duane	50	43	7	0.0	0.0	19	0	2	5
Jenkins, DeRon	42	38	4	0.0	0.0	17	0	0	1
Staten, Ralph	35	27	8	1.0	3.0	8	0	0	3
McCloud, Tyrus	26	20	6	0.0	0.0	1	0	0	0
Herring, Kim	23	18	5	0.0	0.0	1	0	0	0
Washington, Keith	15	12	3	1.0	7.0	1	0	0	0
Webster, Larry	15	9	6	0.0	0.0	0	0	0	0
Olsavsky, Jerry	13	9	4	0.0	0.0	0	0	1	0
Brown, Cornell	10	6	4	0.0	0.0	0	0	0	0
Brady, Donny	4	3	1	1.0	8.0	0	0	0	0
Dalton, Lionel	4	2	2	0.0	0.0	0	0	1	0
Frederick, Mike	2	2	0	0.0	0.0	0	0	0	0
Peters, Tyrell	1	0	1	0.0	0.0	0	0	0	0
Williams, John	0	0	0	0.0	0.0	1	0	0	0

TOP THREE

SOLO	FR	FF	PD
Lewis, Ray — 119	Boulware, Peter — 1	Starks, Duane — 2	Woodson, Rod — 23
Woodson, Rod — 74	Burnett, Rob — 1	7 players tied at 1	Starks, Duane — 19
Moore, Stevon — 70	Jones, James — 1		Jenkins, DeRon — 17
	Siragusa, Tony — 1		

1998 SPECIAL TEAMS STATISTICS

NAME	TT	SOLO	AS	FR	FF	BK
Thompson, Bennie	22	15	7	0	0	0
Williams, John	20	15	5	1	0	0
Brady, Donny	14	9	5	0	0	0
Brown, Cornell	11	9	2	0	1	0
Olsavsky, Jerry	8	4	4	0	0	0
Kopp, Jeff	7	5	2	0	0	0
Peters, Tyrell	7	4	3	0	0	0
Starks, Duane	6	6	0	0	0	0
Harris, Corey	6	5	1	0	1	0
Washington, Keith	6	5	1	0	0	0
Kinchen, Brian	6	3	3	0	0	0
Holmes, Priest	5	2	3	0	0	0
Herring, Kim	3	2	1	0	0	0
Staten, Ralph	3	2	1	0	0	0
Stover, Matt	2	2	0	0	0	0
Sharper, Jamie	1	1	0	0	0	0
McCloud, Tyrus	1	1	0	0	0	0
LeBel, Harper	1	1	0	0	0	0
Richardson, Kyle	1	1	0	0	0	0
Yarborough, Ryan	1	1	0	0	0	0
Rhett, Errict	1	1	0	0	0	0
Cotton, Kenyon	1	0	1	0	0	0
Woodson, Rod	0	0	0	0	0	2

1999 STATISTICS

RESULTS AND ATTENDANCE (8-8)

09/12	L	10-27	at St. Louis	62,100
09/19	L	20-23	Pittsburgh	68,965
09/26	W	17-10	Cleveland	68,803
10/03	W	19-13 OT	at Atlanta	50,712
10/10	L	11-14	at Tennessee	65,486
10/21	L	8-35	Kansas City	68,771
10/31	L	10-13	Buffalo	68,673
11/07	W	41-9	at Cleveland	72,898
11/14	L	3-6	at Jacksonville	67,391
11/21	W	34-31	at Cincinnati	43,279
11/28	L	23-30	Jacksonville	68,428
12/05	W	41-14	Tennessee	67,854
12/12	W	31-24	at Pittsburgh	46,715
12/19	W	31-8	New Orleans	67,597
12/26	W	22-0	Cincinnati	68,036
01/02	L	3-20	at New England	50,263

SCORE BY PERIODS	1	2	3	4	OT	PTS
RAVENS.....	64	84	85	85	6	324
Opponents.....	47	71	51	108	0	277

RUSHING	NO	YDS	AVG	LG	TD
Rhett	236	852	3.6	52t	5
Holmes	89	506	5.7	72	1
Case	36	141	3.9	28	3
Evans	38	134	3.5	12	0
Banks	24	93	3.9	12	0
Johnson	1	12	12.0	12	0
J. Lewis	5	11	2.2	4	0
Ismail	1	4	4.0	4	0
S. Mitchell	1	1	1.0	1	0
RAVENS	431	1754	4.1	72	9
Opponents	392	1231	3.1	31	6

TEAM STATISTICS	RAVENS	OPPONENT
TOTAL FIRST DOWNS	259	260
Rushing	87	70
Passing	148	158
Penalty	24	32
3rd Down: Made/Att	65/229	86/252
3rd Down Pct.	28.4	34.1
4th Down: Made/Att	3/11	7/15
4th Down Pct.	27.3	46.7
POSSESSION AVG.	29:24	30:36
TOTAL NET YARDS	4778	4222
Avg. Per Game	298.6	263.9
Total Plays	1033	1040
Avg. Per Play	4.6	4.1
NET YARDS RUSHING	1754	1231
Avg. Per Game	109.6	76.9
Total Rushes	431	392
NET YARDS PASSING	3024	2991
Avg. Per Game	189.0	186.9
Sacked/Yards Lost	56/336	49/291
Gross Yards	3360	3282
Att./Completions	546/270	599/328
Completion Pct.	49.5	54.8
Had Intercepted	20	21
PUNTS/AVERAGE	104/41.9	115/42.2
NET PUNTING AVG.	104/35.5	115/36.9
PENALTIES/YARDS	125/1010	122/1118
FUMBLES/BALL LOST	24/11	25/10
TOUCHDOWNS	34	31
Rushing	9	6
Passing	21	20
Returns	4	5

RECEIVING	NO	YDS	AVG	LG	TD
Ismail	68	1105	16.3	76t	6
Armour	37	538	14.5	54t	4
Evans	32	235	7.3	27	1
Johnson	29	526	18.1	76t	3
J. Lewis	25	281	11.2	46	2
Rhett	24	169	7.0	20t	2
Holmes	13	104	8.0	34t	1
DeLong	13	52	4.0	9	1
Pierce	11	102	9.3	26	0
Davis	6	121	20.2	73	0
Collins LG	4	62	15.5	28	0
Collins TM	4	62	15.5	28	0
Ofodile	4	25	6.3	9	0
Purnell	2	10	5.0	5	0
Stokley	1	28	28.0	28t	1
Ayanbadejo LG	1	2	2.0	2	0
Ayanbadejo TM	1	2	2.0	2	0
RAVENS	270	3360	12.4	76t	21
Opponents	328	3282	10.0	61	20

INTERCEPTIONS	NO	YDS	AVG	LG	TD
Woodson	7	195	27.9	66t	2
Starks	5	59	11.8	43t	1
McAlister	5	28	5.6	21	0
R. Lewis	3	97	32.3	60	0
Harris	1	24	24.0	24t	1
RAVENS	21	403	19.2	66t	4
Opponents	20	220	11.0	56t	3

SCORING

	TD	RU	PA	RT	K/PAT	FG	S	PTS
Stover	0	0	0	0	32/32	28/33	0	116
Rhett	7	5	2	0	0	0	0	42
Ismail	6	0	6	0	0	0	0	36
Armour	4	0	4	0	0	0	0	24
Case	3	3	0	0	0	0	0	18
Johnson	3	0	3	0	0	0	0	18
Holmes	2	1	1	0	0	0	0	12
J. Lewis	2	0	2	0	0	0	0	12
Woodson	2	0	0	2	0	0	0	12
Evans	1	0	1	0	0	0	0	8
DeLong	1	0	1	0	0	0	0	6
Harris	1	0	0	1	0	0	0	6
Starks	1	0	0	1	0	0	0	6
Stokley	1	0	1	0	0	0	0	6
R. Lewis	0	0	0	0	0	1	2	2
RAVENS	34	9	21	4	32/32	28/33	1	324
Opponents	31	6	20	5	26/27	19/25	0	277

PUNTING	NO	YDS	AVG	Net	TB	In	LG	Blk
Richardson	103	4355	42.3	35.5	10	39	63	1
Team	1	0	0	0	0	0	0	0
RAVENS	104	4355	41.9	35.5	10	39	63	1
Opponents	115	4854	42.2	36.9	8	24	59	0

PUNT RETURNS	Ret	FC	YDS	AVG	LG	TD
J. Lewis	57	18	452	7.9	33	0
Woodson	2	2	0	0.0	7	0
RAVENS	59	20	452	7.7	33	0
Opponents	43	28	468	10.9	86t	1

1999 STATISTICS

KICKOFF RETURNS	NO	YDS	AVG	LG	TD
Harris	38	843	22.2	66	0
J. Lewis	8	158	19.8	25	0
Ismail	4	55	13.8	19	0
DeLong	1	11	11.0	11	0
McAlister	1	12	12.0	12	0
Pierce	1	7	7.0	7	0
Washington	1	12	12.0	12	0
RAVENS	54	1098	20.3	66	0
Opponents	70	1479	21.1	54	0

FIELD GOALS	1-19	20-29	30-39	40-49	50+
Stover	4/4	9/9	6/8	7/7	2/5
RAVENS	4/4	9/9	6/8	7/7	2/5
Opponents	1/1	6/7	7/9	3/6	2/2
Stover: (54N,25G,54N)(45G,28G)(44G)(38N,38G,26G)(44G,46G,50G)(37N)(37G,51B)(28G,44G)(23G)(25G,50G)(46G,31G,33G)(21G,27G)(19G)(36G)(24G,48G,19G,30G,19G)(19G)					
Opponents: (36G,51G)(32G,28G,36G)(49G)(33N,41G,35G)(1)(42N)(25G,40G)(25G)(28G,28G,41N)(39B,19G)(1)(39G,33G)(31G,46N)(1)(20B)(25G,51G)					

PASSING	ATT	COMP	YARDS	COMP%	YDS/ATT	TD	TD%	INT	INT%	LG	SACK/LOST	RATING
Banks	320	169	2136	52.8	6.68	17	5.3	8	2.5	76t	33/190	81.2
Case	170	77	988	45.3	5.81	3	1.8	8	4.7	54t	17/116	50.3
S. Mitchell	56	24	236	42.9	4.21	1	1.8	4	7.1	28t	6/30	31.5
RAVENS	546	270	3360	49.5	6.15	21	3.8	20	3.7	76t	56/336	66.5
Opponents	599	328	3282	54.8	5.48	20	3.3	21	3.5	61	49/291	67.1

2-PT. CONVERSIONS: Evans, **RAVENS 1-1, Opponents 4-4**

SACKS: McCrary 11.5, Boulware 10.0, Burnett 6.5, Sharper 4.0, R. Lewis 3.5, Siragusa 3.5, Smith 2.0, Webster 2.0, Brown 1.0, Dalton 1.0, Harris 1.0, Jenkins 1.0, Trapp 1.0, Washington 1.0, **RAVENS 49.0, Opponents 56.0**

1999 USUAL STARTING LINEUPS

HEAD COACH BRIAN BILLOCK

OFFENSE

WR1	87	Qadry Ismail
WR2	88	Justin Armour/84 Jermaine Lewis
LT	75	Jonathan Ogden
LG	61	Everett Lindsay/64 Edwin Mulitalo
C	60	Jeff Mitchell
RG	69	Jeff Blackshear
RT	70	Harry Swayne/61 Everett Lindsay
TE	81	Aaron Pierce/85 Greg DeLong
QB	12	Tony Banks/10 Stoney Case
RB	32	Errict Rhett
FB	29	Charles Evans

DEFENSE

LDE	90	Rob Burnett
LDT	79	Larry Webster
RDT	98	Tony Siragusa
RDE	99	Michael McCrary
LLB	58	Peter Boulware
MLB	52	Ray Lewis
RLB	55	Jamie Sharper
LCB	21	Chris McAlister
RCB	25	DeRon Jenkins/22 Duane Starks
SS	20	Kim Herring
FS	26	Rod Woodson

RAVENS HONOR ROLL

Pro Bowl: LB Peter Boulware (starter); LB Ray Lewis (starter); OT Jonathan Ogden (starter); DE Michael McCrary (second-team); S Rod Woodson (second-team)

All Pro: LB Ray Lewis (AP 1st team, S.I., PFW, T.S.N., FN, FD, USA.); LB Peter Boulware (AP- 2nd Team, PFW - AFC, FN- AFC), OT Jonathan Ogden (FD, PFW - AFC; AP- 2nd team); S Rod Woodson (CPFW, FD - 2nd Team)

NFL Alumni Linebacker of the Year: LB Ray Lewis

Quarterback Club MVP: LB Ray Lewis

Ravens Roost Unsung Hero: DL Larry Webster

Ravens Nest Lineman of the Year: DE Rob Burnett

Ravens Roost Extra Effort Award: FB Charles Evans

Ed Block Courage Award: LB Peter Boulware

1999 DEFENSIVE STATISTICS

FROM COACHES VIDEO

NAME	TT	SOLO	AS	SACKS	YDS	PD	FR	FF	INTS
Lewis, Ray	198	131	67	3.5	20.5	8	0	1	3
Sharper, Jamie	122	85	37	4.0	19.0	4	0	0	0
McCrary, Michael	92	49	43	11.5	75.5	3	1	1	0
Woodson, Rod	81	64	17	0.0	0.0	18	1	0	7
Burnett, Rob	81	49	32	6.5	33.5	7	0	2	0
Siragusa, Tony	68	44	24	3.5	19.5	2	1	0	0
Jenkins, DeRon	66	54	12	1.0	9.0	13	0	2	0
Herring, Kim	65	51	14	0.0	0.0	8	1	0	0
McAlister, Chris	58	50	8	0.0	0.0	27	0	0	5
Webster, Larry	44	32	12	2.0	6.0	0	0	0	0
Boulware, Peter	42	29	13	10.0	64.0	2	0	3	0
Starks, Duane	41	34	7	0.0	0.0	23	0	0	5
Harris, Corey	38	33	5	1.0	8.0	4	0	1	1
Smith, Fernando	37	16	21	2.0	15.0	2	3	0	0
Brown, Cornell	32	20	12	1.0	0.0	1	0	0	0
Dalton, Lionel	32	16	16	1.0	2.0	0	0	1	0
Washington, Keith	26	11	15	1.0	12.0	0	0	1	0
Jackson, Brad	2	2	0	0.0	0.0	2	0	0	0
Trapp, James	2	1	1	1.0	7.0	1	0	0	0
Moore, Stevon	2	1	1	0.0	0.0	0	0	0	0
Chase, Martin	2	0	2	0.0	0.0	0	0	0	0
Peters, Tyrell	1	1	0	0.0	0.0	0	0	0	0

TOP THREE

SOLO	FR	FF	PD
Lewis, Ray — 131	Smith, Fernando — 3	Boulware, Peter — 3	McAlister, Chris — 27
Sharper, Jamie — 85	Herring, Kim — 1	Burnett, Rob — 2	Starks, Duane — 23
Woodson, Rod — 64	McCrary, Michael — 1	Jenkins, DeRon — 2	Woodson, Rod — 18
	Siragusa, Tony — 1		
	Woodson, Rod — 1		

1999 SPECIAL TEAMS STATISTICS

NAME	TT	SOLO	AS	FR	FF	BK
Thompson, Bennie	24	11	13	0	1	0
Davis, Billy	21	14	7	1	0	0
Ayanbadejo, Obafemi	19	12	7	0	0	0
Brown, Cornell	15	13	2	0	0	0
Trapp, James	14	13	1	0	0	0
Jackson, Brad	13	7	6	1	0	0
Harris, Corey	12	9	3	0	1	0
Sharper, Jamie	10	8	2	0	1	0
Peters, Tyrell	10	7	3	0	0	0
Herring, Kim	8	7	1	1	0	0
Armour, Justin	8	5	3	0	0	0
Jenkins, De Ron	6	5	1	0	0	0
Moore, Stevon	3	3	0	0	0	0
Stover, Matt	3	3	0	0	0	0
Wainright, Frank	3	3	0	0	0	0
Richardson, Kyle	1	1	0	0	0	0
Woodson, Rod	1	1	0	0	0	0
Burnett, Rob	0	0	0	0	0	0
Washington, Keith	0	0	0	0	0	2

2000 STATISTICS

RESULTS AND ATTENDANCE

WON 12, LOST 4 - *WILD CARD*

09/03	W	16-0	at Pittsburgh	55,049
09/10	W	39-36	Jacksonville	68,843
09/17	L	6-19	at Miami	73,464
09/24	W	37-0	Cincinnati	68,481
10/01	W	12-0	at Cleveland	73,018
10/08	W	15-10	at Jacksonville	65,194
10/15	L	3-10	at Washington	83,252
10/22	L	6-14	Tennessee	69,200
10/29	L	6-9	Pittsburgh	69,405
11/05	W	27-7	at Cincinnati	54,759
11/12	W	24-23	at Tennessee	68,490
11/19	W	27-0	Dallas	69,416
11/26	W	44-7	Cleveland	68,361
12/10	W	24-3	San Diego	68,805
12/17	W	13-7	at Arizona	37,452
12/24	W	34-20	New York Jets	69,184

TEAM STATISTICS

	RAVENS	OPPONENT
TOTAL FIRST DOWNS	288	216
Rushing	116	59
Passing	156	135
Penalty	16	22
3rd Down: Made/Att	95/236	72/211
3rd Down Pct.	40.3	34.1
4th Down: Made/Att	1/6	4/19
4th Down Pct.	16.7	21.1
POSSESSION AVG.	33:19	26:41
TOTAL NET YARDS	5014	3967
Avg. Per Game	313.4	247.9
Total Plays	1058	924
Avg. Per Play	4.7	4.3
NET YARDS RUSHING	2199	970
Avg. Per Game	137.4	60.6
Total Rushes	511	361
NET YARDS PASSING	2815	2997
Avg. Per Game	175.9	187.3
Sacked/Yards Lost	43/287	35/178
Gross Yards	3102	3175
Att./Completions	504/287	528/295
Completion Pct.	56.9	55.9
Had Intercepted	19	23
PUNTS/AVERAGE	86/40.2	87/44.5
NET PUNTING AVG.	86/33.9	87/33.1
PENALTIES/YARDS	95/730	84/535
FUMBLES/BALL LOST	26/7	45/26
TOUCHDOWNS	32	18
Rushing	9	5
Passing	20	11
Returns	3	2

SCORING

	TD	RU	PA	RT	K/PAT	FG	S	PTS
Stover	0	0	0	0	30/30	35/39	0	135
Ja. Lewis	6	6	0	0			0	38
Ismail	5	0	5	0			0	30
Sharpe	5	0	5	0			0	30
Je. Lewis	3	0	1	2			0	18
Taylor	3	0	3	0			0	18
Ayanbadejo	2	1	1	0			0	12
Holmes	2	2	0	0			0	12
Johnson	2	0	2	0			0	12
Stokley	2	0	2	0			0	12
Gash	1	0	1	0			0	6
McAlister	1	0	0	1			0	6
Coates	0	0	0	0			0	2
McCrary	0	0	0	0			1	2
RAVENS	32	9	20	3	30/30	35/39	1	333
Opponents	18	5	11	2	15/18	14/19	0	165

SCORE BY PERIODS

	1	2	3	4	OT	PTS
RAVENS	62	134	67	70	0	333
Opponents	44	36	43	42	0	165

RUSHING

	NO	YDS	AVG	LG	TD
Ja. Lewis	309	1364	4.4	45	6
Holmes	137	588	4.3	21	2
Dilfer	20	75	3.8	19	0
Banks	19	57	3.0	10	0
Je. Lewis	3	38	12.7	23	0
Ayanbadejo	15	37	2.5	8	1
Johnson	2	21	10.5	19	0
Taylor	2	11	5.5	12	0
Stokley	1	6	6.0	6	0
Gash	2	2	1.0	1	0
Redman	1	0	0.0	0	0
RAVENS	511	2199	4.3	45	9
Opponents	361	970	2.7	33t	5

RECEIVING

	NO	YDS	AVG	LG	TD
Sharpe	67	810	12.1	59t	5
Ismail	49	655	13.4	53t	5
Holmes	32	221	6.9	27	0
Taylor	28	276	9.9	40	3
Ja. Lewis	27	296	11.0	45	0
Ayanbadejo	23	168	7.3	26	1
Je. Lewis	19	161	8.5	26	1
Johnson	12	156	13.0	46t	2
Stokley	11	184	16.7	32	2
Coates	9	84	9.3	28	0
Gash	6	30	5.0	9	1
B. Davis	3	62	20.7	28	0
Dilfer	1	-1	-1.0	-1	0
RAVENS	287	3102	10.8	59t	20
Opponents	295	3175	10.8	67	11

INTERCEPTIONS

	NO	YDS	AVG	LG	TD
Starks	6	125	20.8	64	0
McAlister	4	165	41.3	98t	1
Woodson	4	20	5.0	18	0
Herring	3	74	24.7	30	0
Harris	2	44	22.0	42	0
R. Lewis	2	1	0.5	1	0
Sharper	1	45	45.0	45	0
Burnett	1	3	3.0	3	0
RAVENS	23	477	20.7	98t	1
Opponents	19	234	12.3	87t	2

PUNTING

	NO	YDS	AVG	Net TB	In LG Bk
Richardson	86	3457	40.2	33.9	8 35 55 0
RAVENS	86	3457	40.2	33.9	8 35 55 0
Opponents	87	3872	44.5	33.1	14 17 67 0

PUNT RETURNS

	Ret	FC	YDS	AVG	LG	TD
Je. Lewis	36	9	578	16.1	89t	2
Starks	9	1	135	15.0	47	0
RAVENS	45	10	713	15.8	89t	2
Opponents	41	23	382	9.3	31	0

2000 STATISTICS

KICKOFF RETURNS	NO	YDS	AVG	LG	TD
Harris	39	907	23.3	41	0
Ismail	2	51	25.5	38	0
Brown	1	0	0.0	0	0
Holmes	1	7	7.0	7	0
Je. Lewis	1	23	23.0	23	0
Washington	1	17	17.0	17	0
RAVENS	45	1005	22.3	41	0
Opponents	73	1558	21.3	52	0

FIELD GOALS	1-19	20-29	30-39	40-49	50+
Stover	2/2	9/9	12/13	10/12	2/3
RAVENS	2/2	9/9	12/13	10/12	2/3
Opponents	1/1	2/2	3/4	8/12	0/0
Stover: (23G, 26G, 33G) (44G) (30B, 27G, 33G) (30G, 37G, 19G) (45G, 30G, 44G, 51N, 22G) (47G, 32G, 43G, 21G, 24G) (51G) (21G, 38G) (51G, 49G) (38G, 32G) (45G) (25G, 47N, 19G) (39G, 26G, 38G) (32G) (42G, 42G) (42G, 45N)					
Opponents: (45N) (36G, 45G, 48G, 34G, 48G) (42G, 41G) () (49G, 31N) (37G) () (24G) () (23G, 43N) (46N) () (47G) (46N) (40G, 19G)					

PASSING	ATT	COMP	YARDS	COMP%YDS/ATT	TD	TD%	INT	INT%	LG	SACK/LOST	RATING	
Banks	274	150	1578	54.7	5.76	8	2.9	8	2.9	531	20/152	69.3
Dilfer	226	134	1502	59.3	6.65	12	5.3	11	4.9	591	23/135	76.6
Redman	3	2	19	66.7	6.33	0	0.0	0	0.0	12	0/0	84.0
Je. Lewis	1	1	3	100.0	3.00	0	0.0	0	0.0	3	0/0	79.2
RAVENS	504	287	3102	56.9	6.15	20	4.0	19	3.8	591	43/287	72.7
Opponents	528	295	3175	55.9	6.01	11	2.1	23	4.4	67	35/178	62.5

2-PT. CONVERSIONS: Coates, Ja. Lewis, **RAVENS 2-2, Opponents 0-0**

SACKS: Burnett 10.5, Boulware 7.0, McCrary 6.5, Brown 3.0, R. Lewis 3.0, Adams 2.0, Trapp 2.0, Herring 1.0, **RAVENS 35.0, Opponents 43.0**

2000 USUAL STARTING LINEUPS HEAD COACH BRIAN BILLOCK

OFFENSE

WR	87	Qadry Ismail
LT	75	Jonathan Ogden
LG	64	Edwin Mulitalo
C	60	Jeff Mitchell
RG	62	Mike Flynn
RT	70	Harry Swayne
TE	82	Shannon Sharpe
WR	83	Patrick Johnson
QB	8	Trent Dilfer/12 Tony Banks
RB	31	Jamal Lewis
FB	32	Sam Gash

DEFENSE

LDE	90	Rob Burnett
LDT	95	Sam Adams
RDT	98	Tony Siragusa
RDE	99	Michael McCrary
LLB	58	Peter Boulware
MLB	52	Ray Lewis
RLB	55	Jamie Sharper
LCB	22	Duane Starks
RCB	21	Chris McAlister
SS	20	Kim Herring
FS	26	Rod Woodson

RAVENS HONOR ROLL

NFL Defensive Player of the Year: LB Ray Lewis

Super Bowl XXXV MVP: LB Ray Lewis

Pro Bowl: DT Sam Adams (starter); LB Ray Lewis (starter); OT Jonathan Ogden (starter); K Matt Stover (starter); S Rod Woodson (starter)

All Pro: DT Sam Adams (AP-2nd Team, PFW-AFC, FN); DE Rob Burnett (AP-2nd Team, SI, FN, FD); RB Jamal Lewis (PFW-Rookie Team, SI-Rookie Team, FD); PR Jermaine Lewis (FN, FD); LB Ray Lewis (AP-1st Team, SI, PFW, CPFW, T.S.N., FN, FD, USA); CB Chris McAlister (FD-2nd Team); OT Jonathan Ogden (AP-1st Team, SI, PFW, CPFW, T.S.N., FN, FD, USA); CB Duane Starks (USA); K Matt Stover (AP-1st Team, PFW, CPFW, T.S.N., FN, FD); FS Rod Woodson (AP-2nd Team, PFW-AFC, CPFW-2nd Team, FN)

Quarterback Club MVP: LB Ray Lewis

Ravens Roost Unsung Hero: S Kim Herring

Ravens Nest Lineman of the Year: DT Lionel Dalton

Ravens Roost Extra Effort Award: S Corey Harris

Ed Block Courage Award: S Anthony Poindexter

2000 DEFENSIVE STATISTICS

FROM COACHES VIDEO

NAME	TT	SOLO	AS	SACKS	YDS	INT	PD	FF	FR
Lewis, Ray	187	120	67	3	33	2	10	0	3
McCrary, Michael	103	60	43	6.5	35	0	2	2	3
Sharper, Jamie	102	68	34	0	0	1	4	5	2
Burnett, Rob	97	53	44	10.5	57	1	3	3	5
Woodson, Rod	82	65	17	0	0	4	10	1	4
Siragusa, Tony	75	40	35	0	0	0	2	0	1
Adams, Sam	69	36	33	2	5	0	7	5	1
Herring, Kim	66	54	12	1	5	3	12	2	0
Starks, Duane	59	46	13	0	0	6	28	0	1
McAlister, Chris	50	39	11	0	0	4	23	0	1
Boulware, Peter	45	26	19	7	24	0	1	2	0
Harris, Corey	37	31	6	0	0	2	8	1	0
Dalton, Lionel	33	21	12	0	0	0	2	0	0
Washington, Keith	29	14	15	0	0	0	0	0	1
Bailey, Robert	27	20	7	0	0	0	4	3	1
Trapp, James	25	23	2	2	5	0	4	1	0
Brown, Cornell	25	17	8	3	17	0	0	2	0
Webster, Larry	10	8	2	0	0	0	0	0	1
Davis, Anthony	5	2	3	0	0	0	0	0	0
Jackson, Brad	4	2	2	0	0	0	0	0	0
Powell, Carl	1	0	1	0	0	0	0	0	0
Thomas, Adalius	1	0	1	0	0	0	0	0	0

TOP THREE

SOLO	FR	FF	PD
Ray Lewis —120	Rob Burnett —5	Sam Adams —5	Duane Starks —28
Jamie Sharper —68	Rod Woodson —4	Jamie Sharper —5	Chris McAlister —23
Rod Woodson —65	2 players tied at —3	2 players tied at —3	Kim Herring —12

2000 SPECIAL TEAMS STATISTICS

NAME	TT	SOLO	AS	FF	FR	BK
Harris, Corey	26	20	6	1	0	0
Brigance, O.J.	25	16	9	2	1	0
Mitchell, Anthony	18	14	4	0	0	0
Davis, Billy	15	12	3	0	0	0
Trapp, James	15	10	5	1	0	0
Davis, Anthony	14	12	2	0	1	0
Jackson, Brad	13	9	4	0	2	0
Herring, Kim	11	10	1	0	0	0
Poindexter, Anthony	11	8	3	1	0	0
Brown, Cornell	9	6	3	0	0	0
Bailey, Robert	7	4	3	0	0	0
Sharper, Jamie	5	5	0	0	0	0
Ayanbadejo, Obafemi	3	3	0	0	0	0
Jones, John	3	2	1	0	0	0
Johnson, Patrick	3	1	2	0	0	0
Love, Clarence	2	2	0	1	0	0
Richardson, Kyle	2	2	0	0	0	0
Stover, Matt	2	2	0	0	0	0
Powell, Carl	1	1	0	0	0	0
Wainright, Frank	1	0	1	0	0	0

2000 POSTSEASON STATISTICS

RESULTS AND ATTENDANCE

WON 4, LOST 0

12/31	W	21-3	Denver	69,638
01/07	W	24-10	at Tennessee	68,527
01/14	W	16-3	at Oakland	62,784
01/28	W	34-7	at New York Giants	71,921

TEAM STATISTICS RAVENS OPPONENT

TOTAL FIRST DOWNS	44	55
Rushing	19	16
Passing	22	32
Penalty	3	7
3rd Down: Made/Att	15/60	12/60
3rd Down Pct.	25.0	20.0
4th Down: Made/Att	0/0	2/6
4th Down Pct.	0.0	33.3
POSSESSION AVG.	30:10	29:51
TOTAL NET YARDS	900	837
Avg. Per Game	225.0	209.3
Total Plays	226	259
Avg. Per Play	4.0	3.2
NET YARDS RUSHING	392	258
Avg. Per Game	98.0	64.5
Total Rushes	140	84
NET YARDS PASSING	508	579
Avg. Per Game	127.0	144.8
Sacked/Yards Lost	10/82	14/93
Gross Yards	590	672
Att./Completions	76/35	161/77
Completion Pct.	46.1	47.8
Had Intercepted	1	10
PUNTS/AVERAGE	35/37.7	32/40.1
NET PUNTING AVG.	35/33.9	32/36.3
PENALTIES/YARDS	30/245	23/151
FUMBLES/BALL LOST	5/1	4/2
TOUCHDOWNS	11	2
Rushing	4	1
Passing	3	0
Returns	4	1

SCORE BY PERIODS.....1	2	3	4	OT	PTS
RAVENS	34	27	27	0	95
Opponents.....	7	3	13	0	23

SCORING

	TD	RU	PA	RT	K/PAT	FG	S	PTS
Stover	0	0	0	0	11/11	6/8	0	29
Ja. Lewis	4	4	0	0			0	24
Sharpe	2	0	2	0			0	12
Je. Lewis	1	0	0	1			0	6
R. Lewis	1	0	0	1			0	6
A. Mitchell	1	0	0	1			0	6
Starks	1	0	0	1			0	6
Stokley	1	0	1	0			0	6
RAVENS	11	4	3	4	11/11	6/8	0	95
Opponents	2	1	0	1	2/2	3/6	0	23

2-PT. CONVERSIONS: RAVENS 0-0.

Opponents 0-0

SACKS: McCrary 6.0, Boulware 2.0, Burnett 2.0, Sharpe 2.0, Adams 1.0, Washington 1.0.

RAVENS 14.0, Opponents 10.0

PASSING	ATT	COMP	YARDS	COMP%	YDS/ATT
Differ	73	35	590	47.9	8.08
Banks	3	0	0	0.0	0.00
RAVENS	76	35	590	46.1	7.76
Opponents	161	77	672	47.8	4.17

RECEIVING	NO	YDS	AVG	LG	TD
Ismail	9	150	16.7	44	0
Stokley	7	91	13.0	38t	1
Sharpe	6	230	38.3	96t	2
Ja. Lewis	5	40	8.0	15	0
Coates	4	54	13.5	24	0
Johnson	1	8	8.0	8	0
Gash	1	7	7.0	7	0
Je. Lewis	1	6	6.0	6	0
Holmes	1	4	4.0	4	0
RAVENS	35	590	16.9	96t	3
Opponents	77	672	8.7	31	0

INTERCEPTIONS	NO	YDS	AVG	LG	TD
Starks	3	93	31.0	49t	1
R. Lewis	2	54	27.0	50t	1
Sharper	2	19	9.5	15	0
McAlister	1	4	4.0	4	0
Herring	1	2	2.0	2	0
Bailey	1	0	0.0	0	0
RAVENS	10	172	17.2	50t	2
Opponents	1	2	2.0	2	0

PUNTING	NO	YDS	AVG	Net	TB	In	LG	Bk
Richardson	33	1318	39.9	33.9	3	14	66	2
Team	2	0	0	0	0	0	0	0
RAVENS	35	1318	37.7	33.9	3	14	66	2

PUNT RETURNS	Ret	FC	YDS	AVG	LG	TD
Je. Lewis	11	9	122	11.1	38	0
RAVENS	11	9	122	11.1	38	0
Opponents	13	6	73	5.6	19	0

KICKOFF RETURNS	NO	YDS	AVG	LG	TD
Je. Lewis	5	189	37.8	84t	1
Harris	3	51	17.0	20	0
Coates	1	8	8.0	8	0
RAVENS	9	248	27.6	84t	1
Opponents	18	340	18.9	97t	1

FIELD GOALS	1-19	20-29	30-39	40-49	50+
Stover	0/0	2/2	3/4	1/2	0/0
RAVENS	0/0	2/2	3/4	1/2	0/0
Opponents	0/0	2/2	1/3	0/1	0/0
Stover: () (38G) (36N, 31G, 28G, 21G) (47G, 41N, 34G)					
RAVENS: () (38G) (36N, 31G, 28G, 21G) (47G, 41N, 34G)					
()					
Opponents: (31G) (45B, 31N, 21G, 37B) (24G) ()					

RUSHING	NO	YDS	AVG	LG	TD
Ja. Lewis	103	338	3.3	27t	4
Holmes	18	45	2.5	11	0
Differ	13	7	0.5	6	0
Je. Lewis	3	7	2.3	5	0
Gash	1	0	0.0	0	0
Banks	1	-1	-1.0	-1	0
Ismail	1	-4	-4.0	-4	0
RAVENS	140	392	2.8	27t	4
Opponents	84	258	3.1	27	1

TD	TD%	INT	INT%	LG	SACK/LOST	RATING
3	4.1	1	1.4	96t	10/82	83.7
0	0.0	0	0.0	0	0/0	39.6
3	3.9	1	1.3	96t	10/82	80.5
0	0.0	10	6.2	31	14/93	33.4

2000 POSTSEASON DEFENSIVE STATISTICS

FROM COACHES VIDEO

NAME	TT	SOLO	AS	SACKS	YDS	INT	PD	FF	FR
Lewis, Ray	44	28	16	0	0	2	7	0	1
Woodson, Rod	24	19	5	0	0	0	2	0	0
Burnett, Rob	21	14	7	2	12	0	1	0	0
Sharper, Jamie	20	14	6	2	10	2	2	1	0
Starks, Duane	19	18	1	0	0	3	6	0	0
McCrary, Michael	18	14	4	6	44	0	0	1	0
Harris, Corey	18	13	5	0	0	0	2	0	0
McAlister, Chris	17	15	2	0	0	1	8	0	0
Boulware, Peter	17	12	4	2	14	0	0	0	0
Siragusa, Tony	17	10	7	0	0	0	4	0	0
Webster, Larry	10	7	3	0	0	0	1	0	0
Washington, Keith	10	7	3	1	9	0	0	0	0
Adams, Sam	9	7	2	1	4	0	3	1	0
Dalton, Lional	5	5	0	0	0	0	0	0	0
Bailey, Robert	5	4	1	0	0	1	1	0	0
Trapp, James	3	2	1	0	0	0	1	0	0
Brown, Cornell	1	1	0	0	0	0	0	0	0
Davis, Anthony	1	1	0	0	0	0	0	0	0
Herring, Kim	1	1	0	0	0	1	2	0	0
Mitchell, Anthony	1	1	0	0	0	0	0	0	0

2000 POSTSEASON SPECIAL TEAMS STATISTICS

NAME	TT	SOLO	AS	FF	FR	BK
Brigance, O.J.	10	8	2	0	0	0
Jackson, Brad	8	7	1	0	0	0
Davis, Billy	8	6	2	0	0	0
Trapp, James	6	3	3	1	0	0
Mitchell, Anthony	4	3	1	0	0	0
Harris, Corey	4	2	2	0	0	0
Starks, Duane	2	2	0	0	0	0
Davis, Anthony	2	1	1	0	0	0
Herring, Kim	2	1	1	0	0	0
Bailey, Robert	1	1	0	0	1	0
Brown, Cornell	1	1	0	0	0	0
Poindexter, Anthony	1	1	0	0	0	0
Sharper, Jamie	1	1	0	0	0	0
Thomas, Adalius	1	1	0	0	0	0
Washington, Keith	0	0	0	0	0	2



2001 STATISTICS

RESULTS AND ATTENDANCE - WILD CARD

WON 10, LOST 6

09/09	W	17-6	Chicago	69,365
09/23	L	10-21	at Cincinnati	49,632
09/30	W	20-13	at Denver	75,082
10/07	W	26-7	Tennessee	69,494
10/14	L	23-31	at Green Bay	59,866
10/21	L	14-24	at Cleveland	72,818
10/28	W	18-17	Jacksonville	69,439
11/04	W	13-10	at Pittsburgh	62,906
11/12	W	16-10	at Tennessee	68,798
11/18	L	17-27	Cleveland	69,353
11/25	W	24-21	at Jacksonville	53,530
12/02	W	39-27	Indianapolis	69,382
12/16	L	21-26	Pittsburgh	69,506
12/23	W	16-0	Cincinnati	68,987
12/29	L	10-22	at Tampa Bay	65,619
01/07	W	19-3	Minnesota	69,465

SCORING

	TD	RU	PA	RT	K/PAT	FG	S	PTS
Stover	0	0	0	0	25/25	30/35	0	115
Ismail	7	0	7	0			0	44
Brookins	5	5	0	0			0	30
Allen	3	3	0	0			0	18
T. Taylor	3	0	3	0			0	18
Ayanbadejo	2	1	1	0			0	12
Sharpe	2	0	2	0			0	12
Stokley	2	0	2	0			0	12
Cunningham	1	1	0	0			0	6
Gash	1	0	1	0			0	6
Grbac	1	1	0	0			0	6
Heap	1	0	1	0			0	6
Johnson	1	0	1	0			0	6
Sharper	1	0	0	1			0	6
Woodson	1	0	0	1			0	6
TEAM	31	11	18	2	25/25	30/35	0	303
Opponents	30	10	16	4	28/28	19/33	0	265

TEAM STATISTICS RAVENS OPPONENT

TOTAL FIRST DOWNS	299	262
Rushing	92	81
Passing	180	161
Penalty	27	20
3rd Down: Made/Att	82/230	70/227
3rd Down Pct.	35.7	30.8
4th Down: Made/Att	3/13	6/15
4th Down Pct.	23.1	40.0
POSSESSION AVG.	29:39	30:21
TOTAL NET YARDS	5124	4446
Avg. Per Game	320.3	277.9
Total Plays	1080	1010
Avg. Per Play	4.7	4.4
NET YARDS RUSHING	1810	1411
Avg. Per Game	113.1	88.2
Total Rushes	483	410
NET YARDS PASSING	3314	3035
Avg. Per Game	207.1	189.7
Sacked/Yards Lost	40/281	45/290
Gross Yards	3595	3325
Att./Completions	557/320	555/321
Completion Pct.	57.5	57.8
Had Intercepted	20	16
PUNTS/AVERAGE	87/38.0	98/41.6
NET PUNTING AVG.	87/33.6	98/33.6
PENALTIES/YARDS	89/728	105/903
FUMBLES/BALL LOST	31/16	22/12
TOUCHDOWNS	31	30
Rushing	11	10
Passing	18	16
Returns	2	4

RUSHING	NO	YDS	AVG	LG	TD
Allen	168	658	3.9	26	3
Brookins	151	551	3.6	25	5
M. Williams	65	291	4.5	55	0
Ayanbadejo	46	173	3.8	17	1
T. Taylor	5	46	9.2	16	0
Cunningham	14	40	2.9	15	1
Je. Lewis	9	33	3.7	14	0
Grbac	21	18	0.9	6	1
Stokley	1	1	1.0	1	0
Richardson	1	0	0.0	0	0
Gash	2	-1	-0.5	0	0
TEAM	483	1810	3.7	55	11
Opponents	410	1411	3.4	38	10

SCORE BY PERIODS.....1 2 3 4 OT PTS

TEAM	29	92	63	119	0	303
Opponents	38	77	89	61	0	265

RECEIVING NO YDS AVG LG TD

Ismail	74	1059	14.3	77	7
Sharpe	73	811	11.1	37	2T
Taylor	42	560	13.3	63	3
Stokley	24	344	14.3	46	2
Ayanbadejo	24	121	5.0	18	1
M. Williams	23	210	9.1	46	0
Allen	17	68	4.0	11	0
Heap	16	206	12.9	24	1
Gash	9	80	8.9	16	1
Brookins	6	45	7.5	15	0
Johnson	5	57	11.4	25	1
Je. Lewis	4	32	8.0	12	0
Jones	2	13	6.5	13	0
A. Mitchell	1	-11	-11.0	-1	0
TEAM	320	3595	11.2	77T	1
Opponents	321	3325	10.4	90T	16

INTERCEPTIONS NO YDS AVG LG TD

Starks	4	9	2.3	9	0
R. Lewis	3	115	38.3	64	0
Woodson	3	57	19.0	47	1
Harris	2	1	0.5	1	0
Trapp	1	15	15.0	15	0
McCrary	1	1	1.0	1	0
McAlister	1	0	0.0	0	0
Porter	1	-3	-3.0	-3	0
TEAM	16	195	12.2	64	1
Opponents	20	331	16.6	66T	3

PUNTING NO YDS AVG Net TB In LG Blk

Richardson	85	3309	38.9	33.6	10	29	65	2
TEAM	87	3309	38.0	33.6	10	29	65	2
Opponents	98	4076	41.6	33.6	11	24	69	0

PUNT RETURNS Ret FC YDS AVG LG TD

Je. Lewis	42	9	519	12.4	62	0
McAlister	5	1	44	8.8	24	0
Lake	1	0	0	0.0	0	0
TEAM	48	10	563	11.7	62	0
Opponents	33	22	183	5.5	30	0

2001 STATISTICS

KICKOFF RETURNS	NO	YDS	AVG	LG	TD
Je. Lewis	42	1039	24.7	76	0
Harris	11	235	21.4	34	0
Johnson	2	39	19.5	23	0
Bobo	1	11	11.0	11	0
Brookins	1	23	23.0	23	0
TEAM	57	1347	23.6	76	0
Opponents	64	1393	21.8	51	0

FIELD GOALS	1-19	20-29	30-39	40-49	50+
Stover	0/0	16/16	9/10	5/9	0/0
TEAM	0/0	16/1	9/10	5/9	0/0
Opponents	0/0	7/7	6/11	6/15	0/0
Stover: (46N,37G)(38G)(29G,26G)(26G,25G)(28G)(21G,38G)(49G,28G)(25G,39G)(31G,33G,30G)(42G)(41G,41N)(26G,30G,29G,27G,46N)(48N)(43G,29G,43N,43G)(24G)(21G,20G,38G,20G)					
Opponents: (20G,43N,46G)(43N,39N,45N)(43G,49G)(46N)(33G,47N)(33G)(40G)(38G,41N,33N,48N,35)(48N,27G)(29G,42G)(38N)(33G,25G)(22G,33G,32N)(42G,38G,24G,40N)(26G)					

PASSING	ATT	COMP	YARDS	COMP%	YDS/ATT	TD	TD%	INT	INT%	LGSACK/LOST	RATING
Grbac	467	265	3033	56.7	6.49	15	3.2	18	3.9	77t	28/215
Cunningham	89	54	573	60.7	6.44	3	3.4	2	2.2	30	12/66
Richardson	1	1	-11	100.0	-11.00	0	0.0	0	0.0	11	0/0
TEAM	557	320	3595	57.5	6.45	18	3.2	20	3.6	77t	40/281
Opponents	555	321	3325	57.8	5.99	16	2.9	16	2.9	90t	45/290

2-PT. CONVERSIONS: Ismail, **TEAM 1-6, Opponents 0-2**

SACKS: Boulware 15.0, McCrary 7.5, Sharper 6.0, R. Lewis 3.5, A. Thomas 3.5, Adams 2.0, Siragusa 2.0, Douglas 1.0, Gregg 1.0, S. Taylor 1.0, Trapp 1.0, Webster 0.5, **TEAM 45.0, Opponents 40.0**

2001 USUAL STARTING LINEUPS HEAD COACH BRIAN BILICK

OFFENSE

WR	87	Qadry Ismail
LT	75	Jonathan Ogden
LG	64	Edwin Mulitalo
C	62	Mike Flynn
RG	66	Bennie Anderson
RT	77	Kipp Vickers
TE	82	Shannon Sharpe
WR	89	Travis Taylor
QB	18	Elvis Grbac
RB	29	Terry Allen
FB	32	Sam Gash

DEFENSE

LE	90	Rob Burnett
LT	95	Sam Adams
RT	98	Tony Siragusa
RE	99	Michael McCrary
LB	58	Peter Boulware
LB	52	Ray Lewis
LB	55	Jamie Sharper
LCB	22	Duane Starks
RCB	21	Chris McAlister
SS	45	Corey Harris
FS	26	Rod Woodson

RAVENS HONOR ROLL

Pro Bowl: DT Sam Adams (2nd-team); WR/KR Jermaine Lewis (2nd-team); LB Ray Lewis (starter); OT Jonathan Ogden (starter); TE Shannon Sharpe (2nd-team); S Rod Woodson (starter)

All Pro: DT Sam Adams (PFW, FN, CPFW); WR/KR Jermaine Lewis (PFW, FD, T.S.N.); TE Shannon Sharpe (CPFW); LB Ray Lewis (AP-1st team, SI, PFW, FD, FN, CPFW, T.S.N.); OL Edwin Mulitalo (SI); OT Jonathan Ogden (AP-2nd team, PFW, FD, FN, CPFW, T.S.N.)

All Community Team Awards: LB Ray Lewis, CB Chris McAlister, DE Michael McCrary, OT Jonathan Ogden, CB James Trapp

Ravens Nest Lineman of the Year: OL Edwin Mulitalo

Ravens Roost Extra Effort Award: WR Brandon Stokley

Ravens Roost Unsung Hero: LB Jamie Sharper

Ed Block Courage Award: S Corey Harris

2001 DEFENSIVE STATISTICS

FROM COACHES VIDEO

NAME	TT	SOLO	AS	SACKS	YDS	INT	PD	FF	FR
Lewis, Ray	196	130	66	3.5	26	3	13	1	1
Sharper, Jamie	135	101	34	6	31	0	12	0	1
Woodson, Rod	93	70	23	0	0	3	13	1	1
Harris, Corey	91	70	21	0	0	2	12	3	4
Boulware, Peter	82	51	31	15	87.5	0	4	3	1
McAlister, Chris	69	59	10	0	0	1	11	0	0
McCrary, Michael	64	42	22	7.5	42.5	1	2	1	0
Starks, Duane	59	52	7	0	0	4	17	2	0
Siragusa, Tony	58	27	31	2	12	0	3	0	0
Adams, Sam	51	28	23	2	16	0	2	1	0
Burnett, Rob	50	28	22	0	0	0	6	0	1
Thomas, Adalius	39	27	12	3.5	32.5	0	8	3	0
Lake, Carnell	32	27	5	0	0	0	0	0	1
Trapp, James	31	25	6	1	8	1	4	0	0
Dalton, Lionel	29	15	14	0	0	0	0	0	0
Webster, Larry	28	13	15	0.5	1.5	0	0	0	0
Jackson, Brad	25	13	12	0	0	0	1	1	0
Gregg, Kelly	19	10	9	1	7	0	1	0	0
Mitchell, Anthony	11	9	2	0	0	0	1	0	0
Porter, Alvin	8	8	0	0	0	1	1	0	0
Taylor, Shannon	5	2	3	1	6	0	0	0	1
Douglas, Marques	3	2	1	1	11	0	0	0	0

TOP THREE

SOLO	SACKS	FF	FR	PD
130 – Ray Lewis	15.0 – Peter Boulware	3 – Corey Harris	4 – Corey Harris	17 – Duane Starks
101 – Jamie Sharper	7.5 – Michael McCrary	3 – Adalius Thomas	1 – 7 players	13 – Ray Lewis
70 – Corey Harris	6.0 – Jamie Sharper	3 – Peter Boulware		13 – Rod Woodson
70 – Rod Woodson				

2001 SPECIAL TEAMS STATISTICS

NAME	TT	SOLO	AS	FF	FR	BK
Thomas, Adalius	18	14	4	0	0	0
Mitchell, Anthony	18	12	6	0	0	0
Jackson, Brad	16	9	7	0	1	0
Porter, Alvin	14	11	3	1	0	0
Trapp, James	12	9	3	0	0	0
Taylor, Shannon	9	8	1	0	0	0
Hartwell, Edgerton	9	5	4	0	0	0
Baxter, Gary	8	8	0	0	0	0

2001 POSTSEASON STATISTICS

RESULTS AND ATTENDANCE

WON 1, LOST 1

01/13	W 20- 3	at Miami	72,251
01/20	L 10-27	at Pittsburgh	63,976

TEAM STATISTICS

	RAVENS	OPPONENT
TOTAL FIRST DOWNS	27	30
Rushing	12	12
Passing	13	14
Penalty	2	4
3rd Down: Made/Att	11/28	10/27
3rd Down Pct	39.3	37.0
4th Down: Made/Att	1/1	0/1
4th Down Pct.	100.0	0.0
POSSESSION AVG.	28:35	31:26
TOTAL NET YARDS	497	448
Avg. Per Game	248.5	224.0
Total Plays	120	119
Avg. Per Play	4.1	3.8
NET YARDS RUSHING	248	200
Avg. Per Game	124.0	100.0
Total Rushes	61	64
NET YARDS PASSING	249	248
Avg. Per Game	124.5	124.0
Sacked/Yards Lost	4/37	5/28
Gross Yards	286	276
Att./Completions	55/30	50/27
Completion Pct.	54.5	54.0
Had Intercepted	3	2
PUNTS/AVERAGE	12/40.1	11/43.5
NET PUNTING AVG.	12/32.1	11/30.6
PENALTIES/YARDS	14/100	11/86
FUMBLES/BALL LOST	2/2	6/2
TOUCHDOWNS	3	3
Rushing	1	2
Passing	1	1
Returns	1	0

SCORE BY PERIODS.....I 2 3 4 OT PTS

TEAM.....	0	10	14	6	0	30
Opponents.....	13	10	0	7	0	30

SCORING

	TD	RU	PA	RT	K/PAT	FG	S	PTS
Stover	0	0	0	0	3/3	3/4	0	12
Allen	1	1	0	0			0	6
Je. Lewis	1	0	0	1			0	6
T. Taylor	1	0	1	0			0	6
TEAM	3	1	1	1	3/3	3/4	0	30
Opponents	3	2	1	0	3/3	3/4	0	30

2-PT. CONVERSIONS: TEAM 0-0, Opponents 0-0

SACKS: Boulware 1.0, A. Mitchell 1.0, Sharper 1.0, Webster 1.0, Burnett 0.5, A. Thomas 0.5. TEAM 5.0, Opponents 4.0

PASSING	ATT	COMP	YARDS	COMP%	YDS/ATT	TD	TD% INT	INT% LG	SACK/LOST	RATING
Grbac	55	30	286	54.5	5.20	1	1.8 3	5.5 45	4/37	52.5
TEAM	55	30	286	54.5	5.20	1	1.8 3	5.5 45	4/37	52.5
Opponents	50	27	276	54.0	5.52	1	2.0 2	4.0 32t	5/28	60.1

RUSHING	NO	YDS	AVG	LG	TD
Allen	29	120	4.1	13	1
Brookins	14	71	5.1	18	0
M. Williams	9	29	3.2	9	0
T. Taylor	1	15	15.0	15	0
Ayanbadejo	2	8	4.0	5	0
Je. Lewis	2	-4	2.0	5	0
Grbac	2	3	1.5	4	0
Redman	2	-2	-1.0	-1	0
TEAM	61	248	4.1	18	1
Opponents	64	200	3.1	23	2

RECEIVING	NO	YDS	AVG	LG	TD
Sharpe	9	79	8.8	27	0
Taylor	6	76	12.7	45	1
M. Williams	4	24	6.0	14	0
Allen	3	11	3.7	6	0
Stokley	2	38	19.0	27	0
Ismail	2	24	12.0	16	0
Gash	1	13	13.0	13	0
Heap	1	11	11.0	11	0
Ayanbadejo	1	7	7.0	7	0
Brookins	1	3	3.0	3	0
TEAM	30	286	9.5	45	1
Opponents	27	276	10.2	32t	1

INTERCEPTIONS	NO	YDS	AVG	LG	TD
Starks	1	26	26.0	26	0
McAlister	1	18	18.0	18	0
TEAM	2	44	22.0	26	0
Opponents	3	51	17.0	32	0

PUNTING	NO	YDS	AVG	NET	TB	IN	LG	BLK
Richardson	12	481	40.1	32.1	1	1	52	0
TEAM	12	481	40.1	32.1	1	1	52	0
Opponents	11	479	43.5	30.6	2	4	52	0

PUNT RETURNS	RET	FC	YDS	AVG	LG	TD
Je. Lewis	5	2	102	20.4	88t	1
TEAM	5	2	102	20.4	88T	1
Opponents	7	0	76	10.9	35	0

KICKOFF RETURNS	NO	YDS	AVG	LG	TD
Je. Lewis	6	104	17.3	28	0
Harris	2	33	16.5	18	0
TEAM	8	137	17.1	28	0
Opponents	8	187	23.4	32	0

FIELD GOALS	1-19	20-29	30-39	40-49	50+
Stover	0/0	1/1	1/1	1/2	0/0
TEAM	0/0	1/1	1/1	1/2	0/0
Opponents	0/0	1/1	1/2	1/1	0/0
Stover:(40N,35G,40G)(26G)					
TEAM:(40N,35G,40G)(26G)					
Opponents:(33G)(21G,35N,46G)					

2001 POSTSEASON DEFENSIVE STATISTICS

NAME	TT	FROM COACHES VIDEO				INT	PD	FF	FR
		SOLO	AS	SACKS	YDS				
Sharper, Jamie	20	12	8	1	0	0	1	1	0
Lewis, Ray	15	9	6	0	0	0	0	2	0
Woodson, Rod	14	11	3	0	0	0	2	0	0
Harris, Corey	12	9	3	0	0	0	1	0	0
Webster, Larry	12	8	4	1	8	0	1	0	0
Starks, Duane	10	9	1	0	0	1	1	0	0
Boulware, Peter	10	5	5	1	15	0	0	2	1
Burnett, Rob	8	6	2	1	3	0	0	0	0
Siragusa, Tony	8	5	3	0	0	0	0	0	0
Adams, Sam	7	2	5	0	0	0	0	0	1
McAlister, Chris	6	3	3	0	0	1	3	0	0
Mitchell, Anthony	4	4	0	1	2	0	0	0	0
Gregg, Kelly	4	3	1	0	0	0	0	0	0
Lake, Carnell	4	3	1	0	0	0	1	0	0
Thomas, Adalius	4	2	2	0	0	0	0	0	0
Jackson, Brad	3	2	1	0	0	0	0	0	0
Dalton, Lionel	1	0	1	0	0	0	0	0	0

TOP THREE

SOLO

12 – Jamie Sharper
11 – Rod Woodson
9 – 3 players

SACKS

1.0 – 5 players

FF

2 – Ray Lewis
2 – Peter Boulware
1 – Jamie Sharper

FR

1 – Peter Boulware
1 – Sam Adams

PD

3 – Chris McAlister
2 – Rod Woodson
1 – 5 players

2001 POSTSEASON SPECIAL TEAMS STATISTICS

NAME	TT	SOLO	AS	FF	FR	BK
Porter, Alvin	6	4	2	1	0	0
Ayanbadejo, Obafemi	5	3	2	0	0	0
Baxter, Gary	3	2	1	0	0	0
Mitchell, Anthony	3	2	1	0	0	0
Starks, Duane	2	2	0	0	0	0
Harris, Corey	2	1	1	0	0	0
Hellestrae, Dale	1	1	0	0	0	0
Jackson, Brad	1	1	0	0	0	0
Richardson, Kyle	1	1	0	0	0	0
Thomas, Adalius	1	1	0	0	0	0
Hartwell, Edgerton	1	0	1	0	0	0

2002 STATISTICS

RESULTS AND ATTENDANCE

WON 7, LOST 9

09/08	L	7-10	at Carolina	70,386
09/15	L	0-25	Tampa Bay	69,304
09/30	W	34-23	Denver	69,538
10/06	W	26-21	at Cleveland	73,688
10/13	L	20-22	at Indianapolis	56,174
10/20	W	17-10	Jacksonville	69,173
10/27	L	18-31	Pittsburgh	69,638
11/03	L	17-20	at Atlanta	68,532
11/10	W	38-27	Cincinnati	69,024
11/17	L	7-26	at Miami	73,013
11/24	W	13-12	Tennessee	69,365
12/01	W	27-23	at Cincinnati	44,878
12/08	L	25-37	New Orleans	69,334
12/15	W	23-19	at Houston	70,108
12/22	L	13-14	Cleveland	69,348
12/29	L	31-34	at Pittsburgh	61,961

SCORE BY PERIODS.....	1	2	3	4	OT	PTS
TEAM.....	53	123	82	58	0	316
Opponents.....	88	110	51	105	0	354

TEAM STATISTICS	RAVENS	OPPONENT
TOTAL FIRST DOWNS	261	316
Rushing	90	95
Passing	145	190
Penalty	26	31
3rd Down: Made/Att	81/215	95/236
3rd Down Pct.	37.7	40.3
4th Down: Made/Att	7/13	15/21
4th Down Pct.	53.8	71.4
POSSESSION AVG.	27:47	32:13
TOTAL NET YARDS	4639	5353
Avg. Per Game	289.9	334.6
Total Plays	947	1077
Avg. Per Play	4.9	5.0
NET YARDS RUSHING	1792	1762
Avg. Per Game	112.0	110.1
Total Rushes	427	471
NET YARDS PASSING	2847	3591
Avg. Per Game	177.9	224.4
Sacked/Yards Lost	41/271	33/232
Gross Yards	3118	3823
Att./Completions	479/262	573/360
Completion Pct.	54.7	62.8
Had Intercepted	14	25
PUNTS/AVERAGE	84/40.5	78/40.8
NET PUNTING AVG.	84/33.7	78/34.1
PENALTIES/YARDS	101/846	104/874
FUMBLES/BALL LOST	34/18	24/6
TOUCHDOWNS	36	38
Rushing	9	17
Passing	20	16
Returns	7	5

RUSHING	NO	YDS	AVG	LG	TD
J. Lewis	308	1327	4.3	75	6
C. Taylor	33	122	3.7	17	0
Blake	39	106	2.7	17	1
T. Taylor	11	105	9.5	39	0
Ricard	14	58	4.1	19t	2
Heap	4	38	9.5	15	0
Stokley	6	31	5.2	14	0
J. Hunter	1	9	9.0	9	0
Redman	10	8	0.8	6	0
Zastudil	1	-12	-12.0	-12	0
TEAM	427	1792	4.2	75	9
Opponents	471	1762	3.7	35t	17

SCORING

	TD	RU	PA	RT	K/PAT	FG	S	PTS
Stover	0	0	0	0	33/33	21/25	0	96
J. Lewis	7	6	1	0			0	42
Heap	6	0	6	0			0	38
T. Taylor	6	0	6	0			0	36
Ricard	3	2	0	1			0	18
C. Taylor	2	0	2	0			0	14
R. Johnson	2	0	1	1			0	12
Stokley	2	0	2	0			0	12
Blake	1	1	0	0			0	6
Brightful	1	0	0	1			0	6
J. Jones	1	0	1	0			0	6
T. Jones	1	0	1	0			0	6
McAlister	1	0	0	1			0	6
Reed	1	0	0	1			0	6
A. Thomas	1	0	0	1			0	6
Williams	1	0	0	1			0	6
Jenkins	0	0	0	0	0/0	0/1	0	0
TEAM	36	9	20	7	33/33	21/26	0	316

RECEIVING	NO	YDS	AVG	LG	TD
Heap	68	836	12.3	43	6
T. Taylor	61	869	14.2	64	6
J. Lewis	47	442	9.4	77t	1
Stokley	24	357	14.9	35t	2
C. Taylor	14	129	9.2	20t	2
T. Jones	11	106	9.6	27	1
R. Johnson	10	114	11.4	33	1
Ricard	10	60	6.0	17	0
Hymes	6	123	20.5	43	0
J. Jones	6	47	7.8	18t	1
J. Hunter	5	35	7.0	8	0
TEAM	262	3118	11.9	77t	20
Opponents	360	3823	10.6	54	16

INTERCEPTIONS	NO	YDS	AVG	LG	TD
Reed	5	167	33.4	59	0
Williams	3	98	32.7	98t	1
A. Mitchell	3	62	20.7	32	0
Trapp	3	26	8.7	11	0
A. Thomas	2	57	28.5	32	1
Harris	2	11	5.5	11	0
R. Lewis	2	4	2.0	4	0
Demps	1	18	18.0	18	0
Boulware	1	6	6.0	6	0
Baxter	1	0	0.0	0	0
McAlister	1	0	0.0	0	0
Scott	1	0	0.0	0	0
TEAM	25	449	18.0	98t	2
Opponents	14	241	17.2	97t	1

PUNTING	NO	YDS	AVG	Net	TB	In	LG	Blk
Zastudil	81	3368	41.6	33.7	5	31	61	2
Stover	1	33	33.0	33.0	0	1	33	0
TEAM	84	3401	40.5	33.7	5	32	61	2
Opponents	78	3184	40.8	34.1	7	27	69	3

PUNT RETURNS	Ret	FC	YDS	AVG	LG	TD
McAlister	17	4	122	7.2	28	0
Brightful	15	10	241	16.1	95t	1
Je. Ogden	2	0	21	10.5	19	0
TEAM	34	14	384	11.3	95t	1
Opponents	40	14	471	11.8	76t	2

2002 STATISTICS

KICKOFF RETURNS	No.	Yds	Avg	Long	TD
Brightful	34	701	20.6	54	0
Tate	17	356	20.9	64	0
C. Taylor	10	236	23.6	54	0
J. Hunter	4	105	26.3	63	0
R. Johnson	2	21	10.5	11	0
Gash	1	14	14.0	14	0
Ricard	0	0	---	---	0
A. Thomas	0	0	---	---	0
TEAM	68	1433	21.1	67	0
Opponents	67	1512	22.6	94	1

FIELD GOALS	1-19	20-29	30-39	40-49	50+
Stover	0/0	9/9	4/5	7/10	1/1
Jenkins	0/0	0/0	0/0	0/0	0/1
TEAM	0/0	9/9	4/5	7/10	1/2
Opponents	0/0	8/8	10/11	10/11	1/3
Stover: (47N)(23G,41G)(43G,28G,27G,28G) (41G,51G)(46N,30G)(28G)(32G)(33G)(26G,43G) (49N,38N)(26G)(22G,22G,47G)(31G,43G)(43G)					
Jenkins: (0)(55B)(0)(0)(0)(0)(0)(0)(0)(0)(0)(0)					
Opponents: (27G,50N)(36G,30G,30G)(40G,57N,44N)(39G,50G,43G,25G,38G)(39N,22G)(34G)(23G,40G)(43G,35G)(42G,49G)(32G,37G,40G,21G)(40G)					

PASSING	ATT	COMP	YARDS	COMP%	YDS/ATT	TD	TD%	INT	INT%	LG	SACK	LOST	RATING
Blake	295	165	2084	55.9	7.06	13	4.4	11	3.7	77	30	203	77.3
Redman	182	97	1034	53.3	5.68	7	3.8	3	1.6	36	11	68	76.1
Heap	1	0	0	0.0	0.00	0	0.0	0	0.0	0	0	0	39.6
Zastudil	1	0	0	0.0	0.00	0	0.0	0	0.0	0	0	0	39.6
TEAM	479	262	3118	54.7	6.51	20	4.2	14	2.9	77	41	271	76.5
Opponents	573	360	3823	62.8	6.67	16	2.8	25	4.4	54	33	232	73.4

2-Pt. Conversions: Heap, C. Taylor, **TEAM** 2-3, **Opponents** 2-6

SACKS: Boulware 7.0, Weaver 3.5, Hartwell 3.0, A. Thomas 3.0, Gregg 2.0, Harris 2.0, Kemoeatu 2.0, McCrary

2002 USUAL STARTING LINEUPS

Head Coach Brian Billick

OFFENSE

WR 89	Travis Taylor
LT 75	Jonathan Ogden
LG 64	Edwin Mulitalo
C 62	Mike Flynn
RG 66	Bennie Anderson
RT 77	Ethan Brooks
TE 86	Todd Heap
WR 80	Brandon Stokley*/
81	Randy Hymes
QB 7	Chris Redman/
11	Jeff Blake
RB 31	Jamal Lewis
FB 39	Alan Ricard

DEFENSE

DE 98	Anthony Weaver
NT 97	Kelly Gregg
DE 96	Adalius Thomas/
99	Michael McCrary*
LOLB 90	Cornell Brown
LILB 56	Ed Hartwell
RILB 52	Ray Lewis*/
51	Bernardo Harris
ROLB 58	Peter Boulware
LCB 21	Chris McAlister
RCB 28	Gary Baxter
SS 20	Ed Reed
FS 47	Will Dumps/42 A. Mitchell
*IR	

RAVENS HONOR ROLL

Pro Bowl: LB Peter Boulware (2nd-team);

TE Todd Heap (2nd-team); OT Jonathan Ogden (starter)

All Pro: OT Jonathan Ogden (AP-1st team, *Pro Football Weekly*, *Football Digest*-2nd team, *The Sporting News*)

Comeback Player of the Year: RB Jamal Lewis (*Football Digest*)

All-Rookie Team: S Ed Reed (*PFW*), P Dave Zastudil (*PFW*)

All Community Team Award Winners: QB Jeff Blake,

RB Jamal Lewis, LB Ray Lewis, CB Chris McAlister, DE Michael McCrary, S Anthony Mitchell, G Edwin Mulitalo, WR Jeff Ogden,

OT Jonathan Ogden, K Matt Stover, CB Robert Tate, CB James Trapp

Ravens Nest Lineman of Year:

DE Adalius Thomas

Ravens Roost Extra Effort Award:

LB Edgerton Hartwell

Ravens Roost Unsung Hero:

NT Kelly Gregg

Ed Block Courage Award:

OT Ethan Brooks

2002 DEFENSIVE STATISTICS

COACHES FILM REVIEW

NAME	TT	SOLO	AS	SACKS	YDS	INT	PD	FR	FF
Hartwell, Ed	191	125	66	3	18.0	0	7	0	0
Baxter, Gary	90	75	15	0	0	1	20	0	0
Boulware, Peter	87	63	24	7	57.0	1	4	1	1
Reed, Ed	86	69	17	1	3.0	5	13	0	1
Lewis, Ray	85	57	28	0	0	2	2	1	1
Gregg, Kelly	84	53	31	2	13.0	0	0	0	0
Harris, Bernardo	73	47	26	2	23.0	2	4	0	0
Thomas, Adalius	68	38	30	3.0	20.0	2	11	1	3
Brown, Cornell	67	47	20	1.5	14.0	0	3	0	0
McAlister, Chris	67	58	9	0	0	1	24	0	1
Weaver, Anthony	65	43	22	3.5	33.0	0	4	0	1
Demps, Will	64	51	13	1	2.0	1	7	0	1
Williams, Chad	43	35	8	0	0	3	8	0	1
Porter, Alvin	41	36	5	0	0	0	3	0	0
Trapp, James	36	26	10	1	17.0	3	11	0	1
Kemoeatu, Maake	32	20	12	2	6.0	0	0	0	0
Mitchell, Anthony	31	25	6	0	0	3	2	0	0
Parker, Riddick	29	17	12	1	5.0	0	0	0	2
McCrary, Michael	16	10	6	2	6.0	0	1	0	0
Douglas, Marques	15	9	6	1	9.0	0	0	0	0
Nugent, David	15	8	7	0	0	0	0	0	0
Tate, Robert	14	13	1	0	0	0	2	0	0
Taylor, Shannon	14	8	6	0	0	0	0	0	1
Scott, Bart	5	2	3	0	0	1	0	0	0

TOP THREE

SOLO	SACKS	FF	FR	PD
125 – Ed Hartwell	7.0 – Peter Boulware	3 – Adalius Thomas	1 – Peter Boulware	24 – Chris McAlister
75 – Gary Baxter	3.5 – Anthony Weaver	2 – Riddick Parker	1 – Ray Lewis	20 – Gary Baxter
69 – Ed Reed	3.0 – Ed Hartwell		1 – Adalius Thomas	13 – Ed Reed
63 – Peter Boulware	3.0 – Adalius Thomas			


2002 SPECIAL TEAMS STATISTICS

NAME	TT	SOLO	AS	FF	FR	BK
Scott, Bart	17	13	4	0	0	0
Williams, Chad	17	12	5	1	0	1
Thomas, Adalius	15	11	4	0	0	0
Taylor, Shannon	14	12	2	0	0	0
Mitchell, Anthony	12	10	2	0	0	0
Trapp, James	12	9	3	0	0	0
Jones, John	10	3	7	0	0	0
Porter, Alvin	9	6	3	0	1	0
Reed, Ed	8	5	3	0	0	2
Brown, Cornell	7	4	3	0	0	0
Demps, Will	6	3	3	0	0	0
Johnson, Ron	3	3	0	0	1	0
Maese, Joe	3	2	1	0	1	0
Ricard, Alan	3	2	1	0	0	0
Stover, Matt	3	3	0	0	0	0
Tate, Robert	3	1	2	0	0	0
Harris, Bernardo	2	2	0	0	0	0
Jenkins, J.R.	2	2	0	0	0	0
Perryman, Ray	2	1	1	0	0	0
Hartwell, Ed	1	0	1	0	0	0
Jones Jr., Terry	1	0	1	0	0	0
Zastudil, Dave	1	1	0	0	0	0
Gash, Sam	0	0	0	0	1	0


**PETER
BOULWARE**

TRAFFIC

RECORDS



**ADALIUS
THOMAS**



RECORDS



BALTIMORE RAVENS CAREER LEADERS

ALL-TIME SCORING

Rank	Name	TD			PAT		FG		S	Total
		(Run)	Pass	Ret)	(Made	Att)	(Made	Att)		
1	Stover, Matt 1996-2003	0	0	0	245	246	213	257	0	884
2	Lewis, Jamal 2000-03*	26	1	0	0	0	0	0	0	164
3	Lewis, Jermaine 1996-2001	0	16	6	0	0	0	0	0	132
4	Jackson, Michael 1996-98**	0	18	0	0	0	0	0	0	114
5	Alexander, Derrick 1996-97*	0	18	0	0	0	0	0	0	110
	Ismail, Qadry 1999-2001*	0	18	0	0	0	0	0	0	110
7	Taylor, Travis 2000-03	0	15	0	0	0	0	0	0	90
8	Heap, Todd 2001-03*****	0	10	0	0	0	0	0	0	70
9	Holmes, Priest 1997-2000	10	1	0	0	0	0	0	0	66
10	Morris, Byron "Bam" 1996-97	8	1	0	0	0	0	0	0	54
11	Johnson, Patrick 1998-2001	0	7	1	0	0	0	0	0	48
12	Turner, Floyd 1996, 98**	0	7	0	0	0	0	0	0	46
13	Green, Eric 1996-98	0	7	0	0	0	0	0	0	42
	Rhett, Erriq 1998-99	5	2	0	0	0	0	0	0	42
	Sharpe, Shannon 2000-01	0	7	0	0	0	0	0	0	42
	Stokley, Brandon 1999-2002	0	7	0	0	0	0	0	0	42
17	Robinson, Marcus 2003	0	6	0	0	0	0	0	0	36
18	Byner, Earnest 1996-97*	4	1	0	0	0	0	0	0	32
19	Brookins, Jason, 2001	5	5	0	0	0	0	0	0	30
	Woodson, Rod 1998-2001	0	0	5	0	0	0	0	0	30
21	Taylor, Chester 2002-03*	2	2	0	0	0	0	0	0	26
22	Jones Terry 2002-03	0	4	0	0	0	0	0	0	24
	Reed, Ed 2002-03	0	0	4	0	0	0	0	0	24
	Ricard, Alan 2001-03	2	0	2	0	0	0	0	0	24
	Armour, Justin 1999	0	4	0	0	0	0	0	0	24
	Ayanbadejo, Obafemi 2000-01	2	2	0	0	0	0	0	0	24
27	McAlister, Chris 1999-2003	0	0	3	0	0	0	0	0	18
	Allen, Terry, 2001	3	0	0	0	0	0	0	0	18
	Case, Stoney 1999	3	0	0	0	0	0	0	0	18
30	Testaverde, Vinny 1996-97*	2	0	0	0	0	0	0	0	14
31	Gash, Sam 2000-02	0	2	0	0	0	0	0	0	12
	Graham, Jay 1997-99	2	0	0	0	0	0	0	0	12
	Johnson, Ron 2002-03	0	1	1	0	0	0	0	0	12
	Harris, Corey 1998-2001	0	0	2	0	0	0	0	0	12
	Kinchen, Brian 1996-98	0	2	0	0	0	0	0	0	12
	Ogden, Jonathan 1996-2003	0	2	0	0	0	0	0	0	12
	Smith, Musa 2003	2	0	0	0	0	0	0	0	12
	Williams, Chad 2002-03	0	0	2	0	0	0	0	0	12
	Potts, Roosevelt 1998	0	2	0	0	0	0	0	0	12
40	Evans, Chuck 1999-2000*	0	1	0	0	0	0	0	0	8
41	Lewis, Ray 1996-2003	0	0	1	0	0	0	0	1	8
42	Arvie, Herman 1996	0	1	0	0	0	0	0	0	6
	Blake, Jeff 2002	1	0	0	0	0	0	0	0	6
	Brightful, Lamont 2002-03	0	0	1	0	0	0	0	0	6
	Caldwell, Mike 1996	0	0	1	0	0	0	0	0	6
	Cotton, Kenyon 1997-98	1	0	0	0	0	0	0	0	6
	Cunningham, Randall 2001	1	0	0	0	0	0	0	0	6
	DeLong, Greg 1999	0	1	0	0	0	0	0	0	6
	Grbac, Elvis 2001	1	0	0	0	0	0	0	0	6
	Jones, James 1996-98	0	1	0	0	0	0	0	0	6
	Jones, John 2000-03	0	1	0	0	0	0	0	0	6
	Langham, Antonio 1996-97	0	0	1	0	0	0	0	0	6
	Roe, James 1996-98	0	1	0	0	0	0	0	0	6
	Sharper, Jamie 1997-2001	0	0	1	0	0	0	0	0	6
	Starks, Duane 1998-2001	0	0	1	0	0	0	0	0	6
	Thomas, Adalius 2000-03	0	0	1	0	0	0	0	0	6
	Williams, Calvin 1996	0	1	0	0	0	0	0	0	6
58	Stat Team (team safety)	0	0	0	0	0	0	0	2	4
59	Richey, Wade 2003	0	0	0	0	0	1	2	0	3
60	Burnett, Rob 1996-2001	0	0	0	0	0	0	0	1	2
	Coates, Ben 2000*	0	0	0	0	0	0	0	0	2
	Gardner, Carwell 1996	0	0	0	0	0	0	0	0	2
	McCrary, Michael 1997-2002	0	0	0	0	0	0	0	1	2

* incl. one 2-point conversion **incl. two 2-point conv. ***incl. three 2-point conv. ***** incl. five 2-point conv.

BALTIMORE RAVENS CAREER LEADERS

TOP 10 RUSHING BY YARDS


Rank	Name	Attempts	Yards	Average	Long Gain	Touchdowns
1	Lewis, Jamal 2000-03	1,004	4,757	4.7	82t	26
2	Holmes, Priest 1997-2000	459	2,102	4.6	72	10
3	Morris, Byron "Bam" 1996-97	376	1,511	4.0	25	8
4	Rhett, Erriett 1998-99	280	1,032	3.7	52t	5
5	Byner, Earnest 1996-97	243	947	3.9	42	4
6	Allen, Terry 2001	168	658	3.9	26	3
7	Brookins, Jason 2001	151	551	3.6	25	5
8	Graham, Jay 1997-99	116	408	3.5	19	2
9	Taylor, Chester 2002-03	96	398	4.1	32	2
10	Testaverde, Vinny 1996-97	68	326	4.8	22	2

TOP 10 RECEIVERS BY RECEPTIONS

Rank	Name	Receptions	Yards	Average	Long Gain	Touchdowns
1	Ismail, Qadry 1999-2001	191	2,819	14.8	77t	18
2	Jackson, Michael 1996-98	183	2,596	14.2	86t	18
3	Taylor, Travis 2000-03	170	2,337	13.7	73t	15
4	Heap, Todd 2001-03	141	1,735	12.3	43	10
5	Sharpe, Shannon 2000-01	140	1,621	11.6	59t	7
6	Lewis, Jermaine 1996-2001	136	1,984	14.6	73t	16
7	Alexander, Derrick 1996-97	127	2,108	16.6	92	18
8	Green, Eric 1996-98	114	1,173	10.3	56	7
9	Lewis, Jamal 2000-03	100	943	9.4	77t	1
10	Holmes, Priest 1997-2000	88	585	6.6	34t	1

TOP 10 RECEIVERS BY YARDAGE

Rank	Name	Receptions	Yards	Average	Long Gain	Touchdowns
1	Ismail, Qadry 1999-2001	191	2,819	14.8	77t	18
2	Jackson, Michael 1996-98	183	2,596	14.2	86t	18
3	Taylor, Travis 2000-03	170	2,337	13.7	73t	15
4	Alexander, Derrick 1996-97	127	2,108	16.6	92	18
5	Lewis, Jermaine 1996-2001	136	1,984	14.6	73t	16
6	Heap, Todd 2001-03	141	1,735	12.3	43	10
7	Sharpe, Shannon 2000-01	140	1,621	11.6	59t	7
8	Green, Eric 1996-98	114	1,173	10.3	56	7
9	Turner, Floyd 1996-98	70	973	13.9	66t	7
10	Lewis, Jamal 2000-03	100	943	9.4	77t	1



The Ravens scored more points in 2003 than any time in their 8-year history with 391. Together, TE Todd Heap and RB Jamal Lewis scored 110 points, almost a 3rd of the record. In 1996, Baltimore posted 371 points.



BALTIMORE RAVENS CAREER LEADERS

TOP 11 INTERCEPTION LEADERS

Rank	Name	No.	Yards	Average	Long	Touchdowns
1	Lewis, Ray 1996-2003	20	359	17.9	64	1
	Starks, Duane 1998-2001	20	196	11.7	64	1
	Woodson, Rod 1998-2001	20	380	19.0	66	5
4	McAlister, Chris 1999-2003	14	286	20.4	98	2
5	Reed, Ed 2002-03	12	299	24.9	59	1
6	Langham, Antonio 1996-97	8	99	12.4	40	1
7	Harris, Corey 1998-2001	5	69	13.8	42	1
	Moore, Stevon 1996-99	5	66	13.2	38	0
	Staten, Ralph 1997-98	5	37	7.4	14	0
	Turner, Eric 1996	5	1	0.2	1	0
11	Baxter, Gary 2001-03	4	41	10.2	34	0
	Williams, Chad 2002-03	4	150	37.5	98	2
	Trapp, James 1999-2002	4	41	10.3	15	0

ALL-TIME PUNTING

Rank	Name	No.	Yards	Average	TB	Inside 20	Long	Blocked
1	Richardson, Kyle 1998-2001	364	15,069	41.4	35	128	67	5
2	Zastudil, Dave 2002-03	170	7,017	41.3	13	52	67	2
3	Montgomery, Greg 1996-97	151	6,520	43.2	7	47	67	1
4	Stover, Matt 1996-2003	2	67	33.5	1	1	34	0
5	Boller, Kyle 2003	1	29	29.0	0	0	0	0

TOP 10 PUNT RETURNERS

Rank	Name	No.	FC	Yards	Average	Long	Touchdowns
1	Lewis, Jermaine 1996-2001	231	72	2,730	11.8	89	6
2	Brightful, Lamont 2002-03	60	30	592	9.9	95	1
3	McAlister, Chris, 1999-2003	22	5	166	7.5	24	0
4	Roe, James 1996-98	17	2	159	9.4	19	0
5	Starks, Duane 1998-2001	9	1	135	15.0	47	0
6	Ethridge, Ray 1996-97	6	1	24	4.0	16	0
7	Reed, Ed 2002-03	5	3	33	6.6	19	0
8	Ward, Dedric 2003	3	0	26	8.7	16	0
9	Alexander, Derrick 1996-97	2	0	49	24.5	34	0
	Ogden, Jeff 2002	2	0	21	10.5	19	0

TOP 10 KICKOFF RETURNS

Rank	Name	No.	Yards	Average	Long	Touchdowns
1	Lewis, Jermaine 1996-2001	139	3,153	22.7	76	0
2	Harris, Corey 1998-2001	123	2,950	24.0	95	1
3	Brightful, Lamont 2003	63	1,417	22.4	75	0
4	Taylor, Chester 2003	33	684	20.7	54	0
5	Baldwin, Randy 1996	20	405	20.3	34	0
6	Johnson, Patrick 1998-2001	18	438	24.3	97	1
7	Tate, Robert 2002	17	356	20.9	64	0
8	Roe, James 1996-98	11	229	20.8	33	0
9	Ethridge, Ray 1996-97	10	208	20.8	29	0
10	Hunter, Earnest 1996	9	178	19.8	29	0
	Graham, Jay 1997-99	9	167	18.6	24	0

BALTIMORE RAVENS CAREER LEADERS

ALL-TIME PASSERS BY YARDAGE

Rank	Name	Att.	Comp.	Pct.	Yards	Avg./	PCT			PCT			Sacks/	Rating
						TD	TD	Int.	Int.	LG	Yds. Lost			
1	Testaverde, Vinny 1996-97	1,019	596	58.5	7,148	7.01	51	5.0	34	3.3	86t	54/399	82.8	
2	Banks, Tony 1999-2000	594	319	53.7	3,714	6.25	25	4.2	16	2.7	76t	53/342	75.7	
3	Grbac, Elvis 2001	467	265	56.7	3,033	6.49	15	3.2	18	3.9	77t	28/215	71.1	
4	Zeier, Eric 1996-98	318	184	57.9	2,367	7.44	12	3.8	5	1.6	92	39/262	87.3	
5	Blake, Jeff 2002	295	165	55.9	2,084	7.06	13	4.4	11	3.7	77t	30/203	77.3	
6	Harbaugh, Jim 1998	293	164	56.0	1,839	6.28	12	4.1	11	3.8	66t	23/145	72.9	
7	Dilfer, Trent 2000	226	134	59.3	1,502	6.65	12	5.3	11	4.9	59t	23/135	76.6	
8	Boller, Kyle 2003	224	116	51.8	1,260	5.63	7	3.1	9	4.0	73t	17/92	62.4	
9	Wright, Anthony 2002-03	178	94	52.8	1,199	6.74	9	5.1	8	4.5	64	19/125	72.3	
10	Redman, Chris 2000-03	198	106	53.5	1,111	5.6	7	3.5	5	2.5	36	17/113	71.3	
11	Case, Stoney 1999	170	77	45.3	988	5.81	3	1.8	8	4.7	54t	17/116	50.3	
12	Cunningham, Randall 2001	89	54	60.7	573	6.44	3	3.4	2	2.2	30	12/66	81.3	
13	Mitchell, Scott 1999	56	24	42.9	236	4.21	1	1.8	4	7.1	28t	6/30	31.5	
14	Lewis, Jermaine 1996-2001	1	1	100.0	3	3.0	0	0.0	0	0.0	3	0/0	79.2	
15	Richardson, Wally 1997-98	2	1	50.0	1	0.50	0	0.0	0	0.0	1	0/0	56.3	
16	Heap, Todd 2002-03	1	0	0.0	0	0.00	0	0.0	0	0.0	0	0/0	39.6	
17	Holmes, Priest 1997-2000	1	0	0.0	0	0.00	0	0.0	1	100.0	0	0/0	0.0	
18	Richardson, Kyle 1997-2001	1	1	100.0	(-11)	-11.00	0	0.0	0	0.0	-11	0/0	79.2	
19	Zastudil, Dave 2002-03	1	0	0.0	0	0.00	0	0.0	0	0.0	0	0/0	39.6	

TOP 10 COMBINED YARDAGE

Rank	Name	No.	Yards	Average	Touchdowns
1	Lewis, Jermaine 1996-2001	532	8,001	15.0	22
2	Lewis, Jamal 2000-2003	1,104	5,700	5.2	27
3	Harris, Corey 1998-2001	125	2,951	23.6	1
4	Ismail, Qadry 1999-2001	198	2,929	14.8	18
5	Holmes, Priest 1997-2000	551	2,738	4.9	11
6	Jackson, Michael 1996-98	183	2,596	14.2	18
7	Taylor, Travis 2000-03	199	2,561	12.9	15
8	Alexander, Derrick 1996-97	134	2,170	16.2	18
9	Morris, Byron "Bam" 1996-97	432	1,955	4.5	9
10	Heap, Todd 2001-03	148	1,794	12.1	10

Rookie QB Kyle Boller played in 8 games in 2003 prior to sustaining an injury, and holds a 5-3 record. Boller is 8th on the All-Time Passing Yardage list (above), ahead of backup QB Anthony Wright, who took over in the 2nd half of the season. Baltimore was 10-7, including playoffs.



BALTIMORE RAVENS CAREER LEADERS

SERVICE

Most Seasons

- 8 Ray Lewis (1996-2003)
- Jonathan Ogden (1996-2003)
- Matt Stover (1996-2003)
- 7 Peter Boulware (1997-2003)
- Mike Flynn (1997-2003)

Most Consecutive Starts

- 73 Michael McCrary (1997-2001)
- 73 Jamie Sharper (1997-2001)
- 64 Rod Woodson (1998-2001)
- 58 Jonathan Ogden (2000-03)
- 57 Rob Burnett (1998-2001)

Most Games Played

- 127 Matt Stover (1996-2003)

Most Consecutive Games Played

- 111 Peter Boulware (1997-2003)
- 97 Matt Stover (1996-2002)
- 80 Jamie Sharper (1997-2001)

SCORING

Most Points Scored

Career

- 884 Matt Stover (245 PATs, 213 FGs), 1996-2003
- 162 Jamal Lewis (27 TDs), 2000-03
- 132 Jermaine Lewis (22 TDs), 1996-2001

Season

- 135 Matt Stover (30 PATs, 35 FGs), 2000
- 134 Matt Stover (35 PATs, 33 FGs), 2003
- 116 Matt Stover (32 PATs, 28 FGs), 1999
- 115 Matt Stover (25 PATs, 30 FGs), 2001
- 110 Matt Stover (32 PATs, 26 FGs), 1997

Game

- 24 Marcus Robinson (vs. Sea., 11/23/03), 4 TDs
- 18 Michael Jackson (vs. Hou., 12/22/96), 3 TDs
- Matt Stover (at Ten., 9/21/97), 5 FGs, 3 PATs
- Jermaine Lewis (vs. Sea., 12/7/97), 3 TDs
- Qadry Ismail (at Pit., 12/12/99), 3 TDs

Most Points By A Rookie

Season

- 38 Jamal Lewis (2000), 6 TDs, 1 (2-pt.)
- 18 Travis Taylor (2000), 3 TDs
- 14 Chester Taylor (2002), 2 TDs, 1 (2-pt.)
- 12 Jay Graham (1997), 2 TDs
- Patrick Johnson (1998), 2 TDs
- Ron Johnson (2002), 2 TDs
- Musa Smith (2003), 2 TDs

Game

- 12 Travis Taylor (9/10/00 vs. Jax.)
- Jamal Lewis (11/26/00 vs. Cle.)

Most Consecutive Games Scoring

- 42 Matt Stover 1999 (10) through 2000-01 (16)

Most Touchdowns

Career

- 27 Jamal Lewis (2000-03), 26 rush, 1 rec.
- 22 Jermaine Lewis (1996-2001), 16 rec., 6 PRs
- 18 Michael Jackson (1996-98), 18 rec.
- Derrick Alexander (1996-97), 18 rec.
- Qadry Ismail (1999-2001), 18 rec.

Season

- 14 Jamal Lewis (2003), 14 rush
- Michael Jackson (1996), 14 rec.

Game

- 4 Marcus Robinson (vs. Sea., 11/23/03), 4 rec.
- 3 Jamal Lewis (vs. Cin., 12/7/03), 3 rush
- Michael Jackson (12/22/96 vs. Hou.), 3 rec.
- Jermaine Lewis (12/7/97 vs. Sea.), 2 PR, 1 rec.
- Qadry Ismail (12/12/99 at Pit.), 3 rec.

Most TD, Rookie Season

- 6 Jamal Lewis (2000), 6 rush
- 3 Travis Taylor (2000), 3 rec.

Most Consecutive Games Scoring A TD

- 5 Michael Jackson, 1996 (games 7 through 11)

Most (Kicking) Points After TD Attempted

Career

- 246 Matt Stover (1996-2003)

Season

- 35 Matt Stover (2003 and 1996)

Game

- 5 Matt Stover (11/7/99 at Cle.)
- Matt Stover (12/5/99 vs. Ten.)
- Matt Stover (11/26/00 vs. Cle.)
- Matt Stover (11/10/02 vs. Cin.)
- Matt Stover (11/23/03 vs. Sea.)

Most (Kicking) Points After TD Made

Career

- 245 Matt Stover (1996-2003)

Season

- 35 Matt Stover (2003)

Game

- 5 Matt Stover (11/23/03 vs. Sea.)
- Matt Stover (11/10/02 vs. Cin.)
- Matt Stover (11/7/99 at Cle.)
- Matt Stover (12/5/99 vs. Ten.)
- Matt Stover (11/26/00 vs. Cle.)

Most Consecutive (Kicking) PAT

- 231 Matt Stover
- (10/27/96 through 12/28/03 - current)

Highest (Kicking) Points After TD

Percentage, Career (min. 30 att.)

- .996 Matt Stover (1996-2003, 245 of 246)

Most Two-Point Conversions

Career

- 5 Todd Heap (2001-03)
- 3 Michael Jackson (1996-98)

Season

- 4 Todd Heap (2003)

Game

- 2 Michael Jackson
- (10/6/96 vs. NE), 2 rec.
- (*tied NFL record*)

Most Field Goals Attempted

Career

- 257 Matt Stover (1996-2003)

Season

- 39 Matt Stover (2000)

Game

- 6 Matt Stover (9/21/97 at Ten.)

Most Field Goals Made

Career

- 213 Matt Stover (1996-2003)

Season

- 35 Matt Stover (2000)

Game

- 5 Matt Stover (9/21/97 at Ten.)
- Matt Stover (12/26/99 vs. Cin. - 2nd quarter)
- Matt Stover (10/8/00 at Jax.)

Most Consecutive Field Goals Made

- 22 Matt Stover (11/7/99-9/17/00)

Most Field Goals, One Quarter

- 3 Matt Stover (11/24/96 vs. Jax. - 2nd quarter)
- Matt Stover (12/26/99 vs. Cin. - 2nd quarter)
- Matt Stover (1/7/02 vs. Min. - 2nd quarter)
- Matt Stover (10/26/03 vs. Den. - 2nd quarter)

BALTIMORE RAVENS INDIVIDUAL RECORDS

Most Consecutive Games Scoring Field Goals

*38 Matt Stover (10/31/99 - 12/16/01)

Longest Field Goal

- 56 Wade Richey (9/14/03 vs. Cle.)
- 51 Matt Stover (10/13/02 at Ind.)
- Matt Stover (10/15/02 at Was.)
- Matt Stover (10/29/00 vs. Pit.)

Longest Field Goal Attempted

- 56 Wade Richey (9/14/03 vs. Cle.)
- 55 J.R. Jenkins (9/15/02 vs. TB)
- 54 Matt Stover (twice on 9/12/99 at STL)

Highest Field Goal Percentage

Career (Min. 50 att.)

82.9 Matt Stover (1996-2003), 213-257

Season (Min. 16 att.)

89.7 Matt Stover (2000), 35-39

Most Safeties

Career

- 1 Rob Burnett (1996-2001)
- Ray Lewis (1996-2002)
- Michael McCrary (1997-2002)

Season

- 1 Rob Burnett (1998)
- Ray Lewis (1999)
- Michael McCrary (2000)

Game

- 1 Rob Burnett (10/11/98 vs. Ten.)
- Ray Lewis (10/10/99 at Ten.)
- Michael McCrary (12/24/00 vs. NYJ)

note: 5 safeties were scored by the Ravens entering 2003: 1 each by Michael McCrary, Rob Burnett and Ray Lewis, 1 team safety in 1998 and 1 team safety in 1997

RUSHING

Most Rushing Attempts

Career

- 1,004 Jamal Lewis (2000; 2002-03)
- 459 Priest Holmes (1997-2000)
- 376 Bam Morris (1996-97)

Season

- 387 Jamal Lewis (2003)
- 309 Jamal Lewis (2000)
- 308 Jamal Lewis (2002)

Game

- 36 Bam Morris (10/26/97 at Was.)
- Priest Holmes (11/22/98 at Cin.)
- 35 Jay Graham (11/16/97 vs. Phi.- OT)

Most Yardage

Career

- 4,757 Jamal Lewis (2000; 2002-03)
- 2,102 Priest Holmes (1997-2000)
- 1,511 Bam Morris (1996-97)

Season

- 2,066 Jamal Lewis (2003)
- 1,364 Jamal Lewis (2000)
- 1,327 Jamal Lewis (2002)
- 1,008 Priest Holmes (1998)

Game

- *295 Jamal Lewis (9/14/03 vs. Cle.)
- 227 Priest Holmes (11/22/98 at Cin.)
- 205 Jamal Lewis (12/21/03 at Cle.)
- 187 Jamal Lewis (10/6/02 at Cle.)
- 187 Jamal Lewis (11/19/00 vs. Dal.)

Most 100-yard Rushing Games

Career

- 22 Jamal Lewis (2000-03)
- 7 Priest Holmes (1997-2000)
- 5 Bam Morris (1996-97)

Season

- 12 Jamal Lewis (2003)
- 5 Jamal Lewis (2002)
- Jamal Lewis (2000)
- 4 Priest Holmes (1998)
- Errict Rhett (1999)

*NFL Record

Longest Run From Scrimmage

- 82t Jamal Lewis (9/14/03 vs. Cle.)
- 75 Jamal Lewis (10/6/02 at Cle.)
- 72 Priest Holmes (12/5/99 vs. Ten.)
- 64t Priest Holmes (12/12/99 at Pit.)
- 56 Priest Holmes (11/22/98 at Cin.)

Most Rushing Touchdowns

Career

- 26 Jamal Lewis (2000-03)
- 10 Priest Holmes (1997-2000)
- 8 Bam Morris (1996-97)

Season

- 14 Jamal Lewis (2003)
- 7 Priest Holmes (1998)
- 6 Jamal Lewis (2002)
- Jamal Lewis (2000)
- 5 Errict Rhett (1999)
- Jason Brookins (2001)

Game

- 3 Jamal Lewis (12/7/03 vs. Cin.)
- 2 many times
- (Last time by Jamal Lewis, 12/21/03 at Cle.)

Most Consecutive Games With A Rushing TD

- 3 Jamal Lewis (2000)

Highest Rushing Average

Career (min. 200 carries)

- 4.7 Jamal Lewis (2000-03)
- 4.6 Priest Holmes (1997-2000)
- 4.0 Bam Morris (1996-97)

Season (min. 100 carries)

- 4.74 Jamal Lewis (2003)
- 4.41 Jamal Lewis (2000)
- 4.32 Priest Holmes (1998)
- 4.31 Jamal Lewis (2002)

Game (min. 10 carries)

- 9.8 Jamal Lewis (9/14/03 vs. Cle.)
- 9.3 Jamal Lewis (12/21/03 at Cle.)
- 7.2 Jamal Lewis (10/6/02 at Cle.)
- 7.2 Priest Holmes (12/22/99 at Pit.)
- 6.9 Errict Rhett (11/9/99 at Cle.)

BALTIMORE RAVENS INDIVIDUAL RECORDS

PASSING

Highest Quarterback Passer Rating Career (min. 500 att.)

82.8 Vinny Testaverde (1996-97)

Season (min. 224 att.)

88.7 Vinny Testaverde (1996)

Game (min. 15 att.)

134.7 Tony Banks (12/5/99 vs. Ten.)
133.3 Eric Zeier (9/27/98 vs. Cin.)
130.6 Vinny Testaverde (11/10/96 at Jax.)
128.3 Vinny Testaverde (12/1/96 vs. Pit.)

Most Pass Attempts

Career

1,019 Vinny Testaverde (1996-97)
594 Tony Banks (1999-2000)

Season

549 Vinny Testaverde (1996)

Game

63 Elvis Grbac (9/23/01 at Cin.)
51 Vinny Testaverde (10/27/96 vs. STL - OT)
50 Vinny Testaverde (11/24/96 vs. Jax. - OT)
50 Jeff Blake (10/27/02 vs. Pit.)
47 Vinny Testaverde (10/5/97 vs. Pit.)
47 Vinny Testaverde (10/19/97 vs. Mia.)

Most Pass Completions

Career

596 Vinny Testaverde (1996-97)
319 Tony Banks (1999-2000)

Season

325 Vinny Testaverde (1996)

Game

33 Elvis Grbac (9/23/01 at Cin.)
32 Vinny Testaverde (10/19/97 vs. Mia.)
31 Vinny Testaverde (10/27/96 vs. STL - OT)
31 Vinny Testaverde (11/24/96 vs. Jax. - OT)

Most Passing Yardage

Career

7,148 Vinny Testaverde (1996-97)
3,714 Tony Banks (1999-2000)

Season

4,177 Vinny Testaverde (1996)

Game

429 Vinny Testaverde (10/27/96 vs. STL - OT)
366 Vinny Testaverde (11/24/96 vs. Jax. - OT)
353 Vinny Testaverde (10/6/96 vs. NE)
349 Eric Zeier (12/21/97 at Cin.)

Most 400-Yard Passing Games

Career

1 Vinny Testaverde (1996-97)

Season

1 Vinny Testaverde (1996)

Most 300-Yard Passing Games

Career

8 Vinny Testaverde (1996-97)
2 Eric Zeier (1996-97)
2 Jeff Blake (2002)

Season

5 Vinny Testaverde (1996)

Longest Completion

92 Eric Zeier to Derrick Alexander
(12/7/97 vs. Sea.)
86 Vinny Testaverde to Michael Jackson
(12/22/96 vs. Hou.)
83 Eric Zeier to Derrick Alexander
(12/21/97 at Cin.)

Highest Completion Percentage

Career (min. 500 att.)

58.5 Vinny Testaverde (1996-97)

Season (min. 224 att.)

59.3 Trent Dilfer (2000)
59.2 Vinny Testaverde (1996)

Game (min. 15 att.)

80.0 Elvis Grbac (9/9/01 vs. Chi.) 24 of 30
80.0 Elvis Grbac (10/21/01 at Cle.) 16 of 20
79.4 Jim Harbaugh (11/1/98 vs. Jax.) 27 of 34

Highest Average Gain Per Attempt

Career (min. 500 att.)

7.01 Vinny Testaverde (1996-97)

Season (min. 224 att.)

7.61 Vinny Testaverde (1996)

Game (min. 15 att.)

12.92 Jeff Blake (12/29/02 at Pit.), 26-336
12.70 Eric Zeier (9/27/98 vs. Cin.), 20-254
10.79 Vinny Testaverde (12/1/96 vs. Pit.), 24-259
10.78 Eric Zeier (12/7/97 vs. Sea.), 28-302

Most Touchdowns

Career

51 Vinny Testaverde (1996-97)
25 Tony Banks (1999-2000)

Season

33 Vinny Testaverde (1996)

Game

5 Tony Banks (9/10/00 vs. Jax.)
4 Vinny Testaverde (10/20/96 at Den.)
Tony Banks (12/5/99 vs. Ten.)
Anthony Wright (11/23/03 vs. Sea.)

Most Games, 4 Touchdown Passes

Career

2 Tony Banks (1999-2000)
1 Vinny Testaverde (1996-97)
Anthony Wright (2002-03)

Season

1 Vinny Testaverde (1996)
Tony Banks (1999)
Tony Banks (2000)
Anthony Wright (2003)

Most Games, 3 or More Touchdown Passes

Career

10 Vinny Testaverde (1996-97)

Season

7 Vinny Testaverde (1996)

Most Consecutive Games, 3 or More Touchdown Passes

4 Vinny Testaverde (5th-8th games in 1996)
3 Tony Banks (12th-14th, 1999)

Most Consecutive Games, Touchdown Passes

13 Vinny Testaverde
(13th in 1996 - 9th in 1997)

Most Consecutive Passes Attempted, None Intercepted

175 Eric Zeier (11/9/97 - 9/20/98)
93 Vinny Testaverde (11/3/96 - 12/1/96)

Most Passes Had Intercepted

Career

34 Vinny Testaverde (1996-97)

Season

19 Vinny Testaverde (1996)

Game

4 Vinny Testaverde (11/3/96 vs. Cin.)
Elvis Grbac (11/18/01 vs. Cle.)

BALTIMORE RAVENS INDIVIDUAL RECORDS

Most Pass Attempts, No Interceptions, Game

50 Vinny Testaverde (11/24/96 vs. Jax.)

Lowest Percentage, Passes Had Intercepted

Career (min. 500 att.)

2.69 Tony Banks (1999-2000)
3.34 Vinny Testaverde (1996-97)

Season (min. 224 att.)

2.57 Tony Banks (1999)
2.91 Tony Banks (2000)
3.19 Vinny Testaverde (1997)

Most Times Sacked

Career

54 Vinny Testaverde (1996-97)
53 Tony Banks (1999-2000)

Season

34 Vinny Testaverde (1996)
33 Tony Banks (1999)

Game

7 Eric Zeier (12/21/97 at Cin.)
7 Tony Banks (11/21/99 at Cin.)
7 Jeff Blake (11/17/02 at Mia.)

RECEIVING

Most Pass Receptions

Career

191 Qadry Ismail (1999-01)
183 Michael Jackson (1996-98)
170 Travis Taylor (2000-03)
141 Todd Heap (2001-03)
140 Shannon Sharpe (2000-01)

Season

76 Michael Jackson (1996)
74 Qadry Ismail (2001)
73 Shannon Sharpe (2001)
69 Michael Jackson (1997)
68 Todd Heap (2002)

Game

13 Priest Holmes (10/11/98 vs. Ten.) - RB
10 Floyd Turner (12/13/98 vs. Min.)
9 Michael Jackson (11/24/96 vs. Jax. - OT)
Brian Kinchen (11/24/96 vs. Jax. - OT)
Eric Green (11/2/97 at NYJ - OT)
Patrick Johnson (1/2/00 at NE)
Qadry Ismail (10/8/00 at Jax.)

Most Seasons, 50 or More Receptions

2 Michael Jackson (1996, 1997)
Derrick Alexander (1996, 1997)
Shannon Sharpe (2000, 2001)
Qadry Ismail (1999, 2001)
Todd Heap (2002, 2003)

Most Consecutive Games, Pass Receptions

32 Todd Heap (all 16 in 2002 and 2003)
31 Shannon Sharpe
(final 15 in 2000 and all 16 in 2001)
23 Michael Jackson (final 3 in '96-first 4 in '98)

Most Receiving Yardage

Career

2,819 Qadry Ismail (1999-2001), 191 rec.
2,596 Michael Jackson (1996-98), 183 rec.
2,337 Travis Taylor (2000-03), 170 rec.
2,108 Derrick Alexander (1996-97), 127 rec.
1,984 Jermaine Lewis (1996-2001), 136 rec.
1,735 Todd Heap (2001-03), 141 rec.

Season

1,201 Michael Jackson (1996), 76 rec.
1,105 Qadry Ismail (1999), 68 rec.
1,099 Derrick Alexander (1996), 62 rec.
1,059 Qadry Ismail (2001), 74 rec.
1,009 Derrick Alexander (1997), 65 rec.

Game

258 Qadry Ismail (12/12/99 at Pit.), 6 rec.
198 Derrick Alexander (12/1/96 vs. Pit.), 7 rec.
150 Michael Jackson (11/24/96 vs. Jax.), 9 rec.
150 Derrick Alexander (12/7/97 vs. Sea.), 6 rec.
147 Floyd Turner (12/13/98 vs. Min.), 10 rec.

Most Receiving Yardage in One Half

210 Qadry Ismail (12/12/99 at Pit.), 4 rec.

Most Seasons, 1,000 or More Yards, Pass Receiving

2 Derrick Alexander (1996-97)
2 Qadry Ismail (1999, 2001)

Most Games, 100 or More Yards, Pass Receiving

Career

6 Derrick Alexander (1996-97)
5 Michael Jackson (1996-98)
Qadry Ismail (1999-2001)
4 Floyd Turner (1996, 1998)
Jermaine Lewis (1997-2001)

Season

4 Michael Jackson (1996)
3 Derrick Alexander (1996, 1997)
Qadry Ismail (1999)

Most Consecutive Games, 100 or More Yards, Pass Receiving

3 Qadry Ismail (1999)

Longest Pass Reception

92 Derrick Alexander (12/7/97 vs. Sea.)
86t Michael Jackson (12/22/96 vs. Hou.)
83t Derrick Alexander (12/21/97 at Cin.)

Average Gain Per Reception

Career (min. 58 receptions)

16.6 Derrick Alexander (1996-97), 127 rec.
15.5 Patrick Johnson (1998-2001), 58 rec.
14.8 Qadry Ismail (1999-2001), 191 rec.

Season (min. 25 receptions)

19.1 Jermaine Lewis (1998), 41 rec.
18.1 Patrick Johnson (1999), 29 rec.
17.7 Derrick Alexander (1996), 62 rec.

Game (min. 3 receptions)

43.0 Qadry Ismail (12/12/99 at Pit.), 6-258
34.5 Travis Taylor (10/19/03 at Cin.), 4-138
31.8 Travis Taylor (11/3/02 at Atl.), 4-127
31.0 Qadry Ismail (10/7/01 vs. Ten.), 3-93

Most Touchdown Receptions

Career

18 Michael Jackson (1996-98)
Derrick Alexander (1996-97)
Qadry Ismail (1999-2001)
16 Jermaine Lewis (1996-2001)
15 Travis Taylor (2000-03)

Season

14 Michael Jackson (1996)
9 Derrick Alexander (1996, 97)

Game

4 Marcus Robinson (11/23/03 vs. Sea.)
3 Michael Jackson (12/22/96 vs. Hou.)
Qadry Ismail (12/12/99 at Pit.)
2 12 times by 7 players
(last by Travis Taylor 10/19/03 at Cin.)

Most Consecutive Games, Touchdown Receptions

5 Michael Jackson (1996, 7th-11th games)
4 Derrick Alexander (1997, 6th-9th games)

BALTIMORE RAVENS INDIVIDUAL RECORDS

INTERCEPTIONS

Most Interceptions

Career

- 20 Ray Lewis (1996-2003)
- Rod Woodson (1998-2001)
- Duane Starks (1998-2001)

Season

- 7 Rod Woodson (1999)
- Ed Reed (2003)
- 6 Rod Woodson (1998)
- Duane Starks (2000)
- Ray Lewis (2003)
- 5 Antonio Langham (1996)
- Eric Turner (1996)
- Duane Starks (1998) - rookie
- Chris McAlister (1999) - rookie
- Duane Starks (1999)
- Ed Reed (2002) - rookie

Game

- 2 9 times by 8 players, last:
- Ed Reed (9/14/03 vs. Cle.)

Most Consecutive Games With An Interception

- 5 Eric Turner (10/27/96 through 11/24/96)

Most Yards Gained After Interceptions

Career

- 380 Rod Woodson (1998-2001)
- 359 Ray Lewis (1996-2003)
- 299 Ed Reed (2002-03)
- 286 Chris McAlister (1999-2003)

Season

- 195 Rod Woodson (1999)
- 167 Ed Reed (2002)
- 165 Chris McAlister (2000)

Game

- 98 Chris McAlister (12/24/00 vs. NYJ)
- Chad Williams (12/1/02 at Cin.)

*Franchise Record

- 94 Ray Lewis (12/23/01 vs. Cin.)
- 87 Chris McAlister (10/12/03 at Ari.)
- 85 Duane Starks (12/24/00 vs. NYJ)
- 76 Rod Woodson (9/13/98 at NYJ)
- 67 Ed Reed (11/10/02 vs. Cin.)
- 66 Rod Woodson (11/7/99 at Cle.)
- 60 Ray Lewis (9/12/99 at STL)

Longest Interception Return

- 98t Chris McAlister (12/24/00 vs. NYJ)*
- Chad Williams (12/1/02 at Cin.)*
- 83t Chris McAlister (10/12/03 at Ari.)
- 66t Rod Woodson (11/7/99 at Cle.)
- 64 Duane Starks (12/24/00 vs. NYJ)
- Ray Lewis (12/31/01 vs. Cin.)
- 60t Rod Woodson (9/13/98 at NYJ)
- 60 Ray Lewis (9/12/99 at STL)
- 59 Ed Reed (10/6/02 at Cle.)
- 54t Ed Reed (9/14/03 vs. Cle.)
- 54 Will Demps (12/7/03 vs. Cin.)

Highest Average on Interception Returns

Career (min. 3)

- 37.5 Chad Williams (2002-03, 4-150)
- 25.0 Will Demps (2002-03, 3-75)
- 24.9 Ed Reed (2002-03, 12-299)
- 24.7 Kim Herring (1998-2000, 3-74)
- 20.4 Chris McAlister (2000-03, 14-286)

Most Touchdowns on Interception Returns

Career

- 5 Rod Woodson (1998-2001)

Season

- 2 Rod Woodson (1998)
- Rod Woodson (2000)

Game

- 1 16 times by 10 players
- (last by Chad Williams, 12/21/03 at Cle.)

PUNTING

Most Punts

Career

- 364 Kyle Richardson (1998-2001)
- 170 Dave Zastudil (2002-03)
- 151 Greg Montgomery (1996-97)

Season

- 103 Kyle Richardson (1999)
- 90 Kyle Richardson (1998)

Game

- 10 Kyle Richardson (9/20/98 at Jax.)
- Kyle Richardson (12/24/00 vs. NYJ)

Longest Punt

- 67 Greg Montgomery (9/29/96 vs. NO)
- Kyle Richardson (12/27/98 vs. Det.)
- Dave Zastudil (9/28/03 vs. KC)
- 65 Kyle Richardson (12/6/98 at Ten.)
- Kyle Richardson (9/30/01 at Den.)

Highest Punting Average

Career - min. 100

- 43.2 Greg Montgomery (1996-97)

Season

- 43.9 Kyle Richardson (1998)

Game (min. 4 punts)

- 52.2 Dave Zastudil (9/30/02 vs. Den.), 6-315
- 49.1 Kyle Richardson (9/20/98 at Jax.), 10-491
- 49.0 Greg Montgomery (9/8/96 at Pit.), 4-196
- 48.4 Kyle Richardson (9/30/01 at Den.), 8-387

Most Punts Inside the 20

Career

- 128 Kyle Richardson (1998-2001)
- 52 Dave Zastudil (2002-03)
- 47 Greg Montgomery (1996-97)

Season

- 39 Kyle Richardson (1999) - *NFL Record*
- 35 Kyle Richardson (2000)

Game

- 5 Kyle Richardson (12/23/01 vs. Cin.)
- Dave Zastudil (11/17/02 at Mia.)
- 4 Greg Montgomery (9/1/96 vs. Oak.)
- Kyle Richardson (9 times, last 11/12/00 at Ten.)

Most Consecutive Punts, None Blocked

- 131 Greg Montgomery
- (10/13/96 through 12/21/97)

Most Punts Had Blocked

Career

- 5 Kyle Richardson (1998-2001)

Season

- 2 Kyle Richardson (1998)
- Kyle Richardson (2001)
- Dave Zastudil (2002)

Game

- 2 Dave Zastudil (12/8/02 vs. NO)
- 1 (5 times, last by Kyle Richardson, 12/29/01 at TB)

BALTIMORE RAVENS INDIVIDUAL RECORDS

PUNT RETURNS

Most Punt Returns

Career	231 Jermaine Lewis (1996-2001)
Season	57 Jermaine Lewis (1999)
Game	7 James Roe (11/16/97 vs. Phi. - OT) Jermaine Lewis (11/7/99 at Cle.) Jermaine Lewis (12/19/99 vs. NO)

Most Punt Returns, Rookie Season

36 Jermaine Lewis (1996)

Most Fair Catches

Career	72 Jermaine Lewis (1996-2001)
Season	20 Lamont Brightful (2003)
Game	4 Jermaine Lewis (10/31/99 vs. Buf.)

Most Yards Gained on Punt Returns

Career	2,730 Jermaine Lewis (1996-2001)
Season	578 Jermaine Lewis (2000)
Game	184 Jermaine Lewis (12/7/97 vs. Sea.) 173 Jermaine Lewis (12/24/00 vs. NYJ)

Most Yards Gained on Punt Returns, Rookie Season

339 Jermaine Lewis (1996)

Longest Punt Return

95t Lamont Brightful (11/10/02 vs. Cin.)
89t Jermaine Lewis (12/7/97 vs. Sea.)
Jermaine Lewis (12/24/00 vs. NYJ)
87t Jermaine Lewis (9/27/98 vs. Cin.)
69t Jermaine Lewis (9/13/98 at NYJ)
66t Jermaine Lewis (12/7/97 vs. Sea.)
62 Jermaine Lewis (12/16/01 vs. Pit.)
54t Jermaine Lewis (12/24/00 vs. NYJ)
44 Lamont Brightful (9/14/03 vs. Cle.)

Highest Average

Career (min. 25)	11.8 Jermaine Lewis (1996-2001)
	9.9 Lamont Brightful (2002-03)
Season	16.1 Lamont Brightful (2002)
	Jermaine Lewis (2000)
	15.6 Jermaine Lewis (1997)

Game (min. 3 returns)

43.3 Jermaine Lewis (12/24/00 vs. NYJ)
36.8 Jermaine Lewis (12/7/97 vs. Sea.)

Most Touchdowns

Career	6 Jermaine Lewis (1996-2001)
Season	2 Jermaine Lewis (1997)
	Jermaine Lewis (1998)
	Jermaine Lewis (2000)
Game	2 Jermaine Lewis (12/7/97 vs. Sea.)
	Jermaine Lewis (12/24/00 vs. NYJ)

KICKOFF RETURNS

Most Kickoff Returns

Career	139 Jermaine Lewis (1996-2001)
	123 Corey Harris (1998-2001)
Season	42 Jermaine Lewis (2001)
	41 Jermaine Lewis (1996)
	Jermaine Lewis (1997)
Game	8 Corey Harris (12/13/98 vs. Min.)
	7 Corey Harris (9/10/00 vs. Jax.)

Most Kickoff Returns, Rookie Season

41 Jermaine Lewis (1996)

Most Yards Gained on Kickoff Returns

Career	3,153 Jermaine Lewis (1996-2001)
	2,950 Corey Harris (1998-2001)
Season	1,039 Jermaine Lewis (2001)
	965 Corey Harris (1998)
Game	243 Corey Harris (12/13/98 vs. Min.)

Most Yards Gained on Kickoff Returns, Rookie Season

883 Jermaine Lewis (1996)

Longest Kickoff Return

97t Patrick Johnson (12/13/98 vs. Min.)
95t Corey Harris (12/13/98 vs. Min.)
76 Jermaine Lewis (11/12/01 at Ten.)

Highest Average

Career (min. 40)	24.0 Corey Harris (1998-2001), 123-2,950
	22.7 Jermaine Lewis (1996-2001), 139-3,153
Season (min. 20)	27.6 Corey Harris (1998), 35-965
Game (min. 3 returns)	43.3 Corey Harris (11/28/99 vs. Jax.), 3-130
	38.6 Corey Harris (11/29/98 vs. Ind.), 5-193
	32.7 Lamont Brightful (11/10/02 vs. Cin.), 3-98
	31.7 Lamont Brightful (12/15/02 at Hou.), 3-95
	30.5 Jermaine Lewis (12/2/01 vs. Ind.), 4-122
	30.4 Corey Harris (12/13/98 vs. Min.), 8-243
	30.3 Jermaine Lewis (12/7/97 vs. Sea.), 3-91

Most Touchdowns

Career	1 Corey Harris (1998-2001)
	Patrick Johnson (1998-2001)
Season	1 Corey Harris (1998)
	Patrick Johnson (1998)
Game	1 Corey Harris (12/13/98 vs. Min.)
	-95 yards
	Patrick Johnson (12/13/98 vs. Min.)
	-97 yards

BALTIMORE RAVENS INDIVIDUAL RECORDS

COMBINED KICK RETURNS

Most Combined Kick Returns

Career	370	Jermaine Lewis (1996-2001)
Season	84	Jermaine Lewis (2001)
	77	Jermaine Lewis (1996)
Game	9	Jermaine Lewis (10/6/96 vs. NE)
		Jermaine Lewis (11/28/99 vs. Jax.)

Most Combined Kick Return Yardage

Career	5,883	Jermaine Lewis (1996-2001)
Season	1,558	Jermaine Lewis (2001)
	1,342	Jermaine Lewis (1997)

Game

275 Jermaine Lewis (12/7/97 vs. Sea.)

Most Touchdowns

Career	6	Jermaine Lewis (1996-2001)
Season	2	Jermaine Lewis (1997)
		Jermaine Lewis (1998)
		Jermaine Lewis (2000)
Game	2	Jermaine Lewis (12/7/97 vs. Sea.)
		Jermaine Lewis (12/24/00 vs. NYJ)

FUMBLES

Most Fumbles

Career	22	Jamal Lewis (2000-03)
	20	Vinny Testaverde (1996-97)
Season	11	Vinny Testaverde (1997)
		Tony Banks (1999)
Game	3	Vinny Testaverde (11/10/96 at Jax.)
		Vinny Testaverde (10/26/97 at Was.)
		Jim Harbaugh (12/20/98 at Chi.)
		Tony Banks (12/12/99 at Pit.)
		Kyle Boller (10/26/03 vs. Den.)

Most Opponent Fumbles Recovered

Career	8	Rob Burnett (1996-2001)
	7	Ray Lewis (1996-2003)
Season	5	Rob Burnett (2000)
	4	Rod Woodson (2000)
		Corey Harris (2001)
		Terrell Suggs (2003)
	3	Fernando Smith (1999)
		Ray Lewis (2000)
		Michael McCrary (2000)

Game

2 Fernando Smith (10/3/99 at Atl.)

Longest Fumble Return (Opponents Fumble)

Career	36	Anthony Pleasant (1996)
Season	36	Anthony Pleasant (1996)
Game	36	Anthony Pleasant (11/17/96 at SF)

Most Touchdowns on Fumble Returns (Ravens Recovered Opponent Fumble)

Career	1	Jamie Sharper (1997-2001)
Season	1	Jamie Sharper (2001)
Game	1	Jamie Sharper (1/7/02 vs. Min.)

COMBINED NET YARDS GAINED

Most Attempts

Career	1,104	Jamal Lewis (2000-03)
	532	Jermaine Lewis (1996-2001)
	432	Bam Morris (1996-97)
Season	413	Jamal Lewis (2003)
Game	40	Jay Graham (11/16/97 vs. Phi.)

Most Yardage Gained

Career	8,001	Jermaine Lewis (1996-2001)
	5,700	Jamal Lewis (2000-03)
	2,951	Corey Harris (1998-2001)
	2,929	Qadry Ismail (1999-2001)

Season

	2,271	Jamal Lewis (2003)
	2,025	Jermaine Lewis (1997)
	1,769	Jamal Lewis (2002)
	1,660	Jamal Lewis (2000)
	1,623	Jermaine Lewis (2001)

Game

	308	Jermaine Lewis (12/7/97 vs. Sea.)
	295	Jamal Lewis (9/14/03 vs. Cle.)
	258	Qadry Ismail (12/12/99 at Pit.)
	236	Jermaine Lewis (9/27/98 vs. Cin.)
	227	Priest Holmes (11/22/98 at Cin.)
	226	Jamal Lewis (12/21/03 at Cle.)

Most Attempts, Rookie Season

336 Jamal Lewis (2000)

Most Yardage Gained, Rookie Season

	1,660	Jamal Lewis (2000)
	1,297	Jermaine Lewis (1996)

BALTIMORE RAVENS INDIVIDUAL RECORDS

QB SACKS

Most QB Sacks

Career	
67.5	Peter Boulware (1997-2003)
51.0	Michael McCrary (1997-2002)
Season	
15.0	Peter Boulware (2001)
14.5	Michael McCrary (1998)
*12.0	Terrell Suggs (2003 - Rookie)
11.5	Peter Boulware (1997 - Rookie)
	Michael McCrary (1999)
Game	
4.0	Michael McCrary (11/8/98 vs. Oak.)
	Peter Boulware (1/7/02 vs. Min.)
3.5	Michael McCrary (12/5/99 vs. Ten.)
	Jamie Sharper (11/12/01 at Ten.)
3.0	Bennie Thompson (11/10/96 at Jax.)
	Michael McCrary (11/16/97 vs. Phi.)
	Michael McCrary (12/26/99 vs. Cin.)

Most QB Sack Yardage

Career	
410	Peter Boulware (1997-2003)
350	Michael McCrary (1997-2002)
140	Ray Lewis (1996-2003)
Season	
124	Michael McCrary (1998)
97	Terrell Suggs (2003)
87.5	Peter Boulware (2001)
75.5	Michael McCrary (1999)
71	Peter Boulware (2003)
Game	
35	Michael McCrary (11/8/98 vs. Oak.)
29.5	Adalious Thomas (11/25/01 at Jax.)
27	Michael McCrary (11/16/97 vs. Phi.)
22	Peter Boulware (12/7/03 at Cin.)

*Rookie Franchise Record

TACKLES

Most Tackles

Career	
1,397	Ray Lewis (1996-2003)
522	Jamie Sharper (1997-2001)
484	Peter Boulware (1997-2003)
457	Michael McCrary (1997-2002)
Season	
225	Ray Lewis (2003)
210	Ray Lewis (1997)
Game	
22	Ray Lewis (9/14/97 at NYG)
20	Ray Lewis (10/15/00 at Was.)
	Ray Lewis (9/30/02 vs. Den.)
19	Ray Lewis (9/28/03 vs. KC)
	Ray Lewis (11/30/03 vs. SF)
18	Ray Lewis (9/19/99 vs. Pit.)
	Ray Lewis (12/2/01 vs. Ind.)
	Ray Lewis (9/21/03 at SD)
17	Ray Lewis (11/9/97 at Pit.)
	Ray Lewis (10/26/97 at Was.)
	Ray Lewis (12/13/98 vs. Min.)

Most Tackles, Rookie Season

142	Ray Lewis (1996)
-----	------------------

Note: Tackles are not an official statistic recognized by the National Football League. Ravens tackles are determined by coaching staff after reviewing game video.



LB Peter Boulware has 67.5 career sacks, surpassing retired DE Michael McCrary. Boulware led the AFC with 15 sacks in 2001 and has earned 4 Pro Bowl berths in his career. More often than not, Boulware is double-teamed.

DID YOU KNOW?

In addition to Jamal Lewis setting the single-game rushing record (295 yards) against the Cleveland Browns on 9/14/03, Wade Richey also put his mark in that game with a 56-yard FG, the longest in team history.

BALTIMORE RAVENS TEAM RECORDS

VICTORIES

Most Games Won, Season

12 2000
10 2001
2003

Most Consecutive Games Won

7 2000

Most Home Games Won

7 2003
6 2000
2001

Most Consecutive Home Games Won

6 2003

Most Away Games Won

6 2000

Most Consecutive Away Games Won

3 2000

LOSSES

Most Games Lost, Season

12 1996

Most Consecutive Games Lost

4 1996

1996 (final 3-1st game in 1997)
1997

Most Home Games Lost, Season

4 1996, 1997, 1998, 1999, 2002

Most Consecutive Home Games Lost

3 1999

Most Away Games Lost, Season

8 1996

Most Consecutive Away Games Lost

8 1996

SCORING

Most Points Scored

Season
391 2003

Game

44 11/26/00 vs. Cle.
11/23/03 vs. Sea. - OT
11/30/03 vs. SF
41 11/7/99 at Cle.
12/5/99 vs. Ten.

Most Points Allowed

Season
441 1996

Game

46 10/6/96 vs. NE
45 10/20/96 at Den.
11/1/98 vs. Jax.
42 10/5/97 at Pit.
41 11/23/03 vs. Sea. - OT

Most Points Scored, Both Teams

Season
812 1996

Game

85 11/23/03 Bal. (44) vs. Sea. (41) OT
84 10/6/96, Bal. (38) vs. NE (46)
79 10/20/96, Bal. (34) at Den. (45)
76 10/5/97, Bal. (34) vs. Pit. (42)

Fewest Points Scored

Season
269 1998

Game

0 11/9/97 at Pit.
9/15/02 vs. TB
3 12/20/98 at Chi.
11/14/99 at Jax.
1/2/00 at NE
10/15/00 at Was.

Fewest Points Allowed

Season
#165 2000

Game

0 7 times, last 12/21/03 at Cle.
3 1/7/02 vs. Min.

Fewest Points Scored, Both Teams

Season
498 2000

#16-game NFL record

Game

9 11/14/99, Bal. (3) at Jax. (6)
13 10/15/00, Bal. (3) at Was. (10)
15 10/29/00, Bal. (6) vs. Pit. (9)
11/16/03, Bal. (6) at Mia. (9)

Most Points Overcome to Win Game

17 11/23/03 vs. Sea.
(trailing 41-24, won 44-41)
16 9/10/00 vs. Jax.
(trailing 23-7, won 39-36)
14 10/27/96 vs. STL
(trailing 20-6, won 37-31 in OT)
11/29/98 vs. Ind.
(trailing 24-10, won 38-31)
11/21/99 at Cin.
(trailing 14-0, won 34-31)

Largest Blown Lead to Lose Game

21 10/5/97 vs. Pit. (led 21-0, lost 34-42)
18 11/3/96 vs. Cin. (led 21-3, lost 21-24)
15 11/24/96 vs. Jax. (led 25-10, lost 25-28 - OT)

Most Points, Each Half

1st

31 vs. Cle. (11/26/00)
vs. Den. (9/30/02)
24 5 times, last vs. SF (11/30/03)

2nd

38 vs. Sea. (11/23/03) (plus 3 in OT)
32 vs. Jax. (9/10/00)
25 vs. STL (10/27/96) (plus 6 in OT)
vs. Ind. (11/29/98)

Most Points, Both Teams, Half

1st

55 11/1/98, Bal. (13) vs. Jax. (42)
45 9/8/96, Bal. (17) at Pit. (28)
41 10/20/96, Bal. (13) at Den. (28)

2nd

62* 11/23/03, Bal. (38) vs. Sea (24)
50 10/6/96, Bal. (24) vs. NE (26)
45 10/5/97, Bal. (10) vs. Pit. (35)
45 9/10/00, Bal. (32) vs. Jax. (13)
43** 10/27/96, Bal. (25) vs. STL (18)

*plus 3 by Bal. in overtime

**plus 6 by Bal. in overtime

BALTIMORE RAVENS TEAM RECORDS

Most Points Scored, Each Quarter

1st	14	10/5/97 vs. Pit. 9/27/98 vs. Cin. 12/13/98 vs. Min.
2nd	31 24	9/30/02 vs. Den. 11/26/00 vs. Cle.
3rd	21	10/20/96 at Den. 11/21/99 at Cin. 12/12/99 at Pit. 11/23/03 vs. Sea.
4th	24	10/6/96 vs. NE
OT	6	10/27/96 vs. STL 10/3/99 at Atl.

Most Points Allowed, Each Quarter

1st	17	11/29/98 vs. Ind. 9/10/00 vs. Jax.
2nd	28	11/1/98 vs. Jax.
3rd	17 15	11/23/03 vs. Sea. 10/6/96 vs. NE
4th	23 21	11/28/99 vs. Jax. 10/6/02 at Cle.
OT	3	11/24/96 vs. Jax. 11/2/97 at NYJ

Most Points, Both Teams, Each Quarter

1st	26	12/13/98, Bal. (14) vs. Min. (12)
2nd	34	11/1/98, Bal. (6) vs. Jax. (28)
3rd	38	11/23/03, Bal. (21) vs. Sea. (17)
4th	35	10/6/96, Bal. (24) vs. NE (11)
OT	6	10/27/96, Bal. (6) vs. STL (0) 10/3/99, Bal. (6) at Atl. (0)

Most Consecutive Games Scoring

70 1997 (final 6) - 2001

Most Touchdowns

Season	45	1996
Game	5	10/06/96 vs. NE 10/27/96 vs. STL - OT 11/7/99 at Cle. 12/5/99 vs. Ten. 9/10/00 vs. Jax. 11/26/00 vs. Cle. 11/10/02 at Cin. 11/23/03 vs. Sea. 11/30/03 vs. SF

Fewest Touchdowns

Season	29	1998
Game	0	14 times, last time 9/15/02 vs. TB

Most Touchdowns, Both Teams

Game	10	10/6/96, Bal. (5) vs. NE (5) 10/20/96, Bal. (4) at Den. (6) 10/5/97, Bal. (4) vs. Pit. (6) 11/23/03, Bal. (5) vs. Sea. (5)
-------------	----	---

Most Consecutive Games Scoring Touchdowns

25 1996 (16) - 1997 (9)

Most (1-Point) Points After Touchdown

Season	34	1996
Game	5	11/7/99 at Cle. 12/5/99 vs. Ten. 11/26/00 vs. Cle. 11/10/02 at Cin.

Most (1-Point) Points After Touchdown by Opponents

Season	41	1996
Game	6	(3 times), last 11/1/98 vs. Jax.

Most (1-Point) Points After Touchdown, Both Teams

Game	10	11/23/03, Bal. (5) vs. Sea. (5) 9 10/5/97, Bal. (3) vs. Pit. (6)
-------------	----	---

Most (2-Point) Points After Touchdown

Season	5	1996
Game	* 3	10/6/96 vs. NE

Most (2-Point) Points After Touchdown by Opponent

Season	7	1996
Game	2	10/6/96 vs. NE 11/28/99 vs. Jax. 10/19/03 at Cin.

Most (2-Point) Points After Touchdown, Both Teams

Season	12	1996
Game	*5	10/6/96, Ravens (3) vs. NE (2)

Most Field Goals Attempted

Season	40	2003
	39	2000
	35	2001
Game	6	9/21/97 at Ten.

Most Field Goals Made

Season	35	2000
	34	2003
	30	2001
Game	5	9/21/97 at Ten. 12/26/99 vs. Cin. 10/8/00 at Jax.

Fewest Field Goals Attempted

Season	25	1996
---------------	----	------

Fewest Field Goals Made

Season	19	1996
---------------	----	------

Most Field Goals Attempted by Opponent

Season	34	1997
Game	6	12/13/98 vs. Min.

*NFL Record

BALTIMORE RAVENS TEAM RECORDS

Most Field Goals Made by Opponent

Season	29	2002
Game	6	12/13/98 vs. Min.

Fewest Field Goals Attempted by Opponent

Season	19	2000
--------	----	------

Fewest Field Goals Made by Opponent

Season	19	2001
--------	----	------

Most Consecutive Games Scoring Field Goals

38	1999 (Final 6)-2001
----	---------------------

Most Consecutive Games Scoring Field Goals by Opponent

15	1996
----	------

Most Field Goals Attempted, Both Teams

Game	8	11/24/96, Bal. (5) vs. Jax. (3)
		9/21/97, Bal. (6) at Ten. (2)
		11/2/97, Bal. (3) at NYJ (5)

Most Field Goals Made, Both Teams

Game	7	11/2/97, Bal. (3) at NYJ (4)
		10/13/02, Bal. (2) at Ind. (5)
		11/9/03, Bal. (3) at STL (4)

Most Safeties

Season	2	1998
Game	1	(5 times, last time 12/24/00 vs. NYJ)

Most Safeties by Opponent

Season	1	1996
		1997
Game	1	9/15/96 at Hou.
		12/7/97 vs. Sea.

FIRST DOWNS

Most First Downs

Season	338	1996
Game	29	11/24/96 vs. Jax.
	28	10/6/96 vs. NE

Fewest First Downs

Season	243	1998
Game	5	12/24/00 vs. NYJ

Most First Downs by Opponent

Season	351	1996
Game	33	11/3/96 vs. Cin.
	29	9/14/97 at NYG

Fewest First Downs by Opponent

Season	216	2000
Game	5	11/26/00 vs. Cle.
	7	9/24/00 vs. Cin.
		10/22/00 vs. Ten.

Most First Downs, Both Teams

Season	689	1996
Game	56	11/3/96, Bal. (23) vs. Cin. (33)
	54	10/6/96, Bal. (28) vs. NE (26)

Fewest First Downs, Both Teams

Season	504	2000
Game	22	11/14/99, Bal. (13) at Jax. (9)
	23	12/19/99, Bal. (15) vs. NO (8)
		9/14/03, Bal. (9) vs. Cle. (14)
		11/9/03, Bal. (16) at STL (7)

Most First Downs Rushing

Season	116	2000
Game	15	11/19/00 vs. Dal.
	14	11/26/00 vs. Cle.

Fewest First Downs Rushing

Season	86	1998
	87	1999
Game	1	12/14/97 vs. Ten.
		10/11/98 vs. Ten.
		11/15/98 at SD
		10/8/00 at Jax.
		12/24/00 vs. NYJ

Most First Downs Rushing by Opponent

Season	115	1996
Game	15	11/3/96 vs. Cin.
	14	9/8/96 at Pit.

Fewest First Downs Rushing by Opponent

Season	59	2000
Game	0	12/19/99 vs. NO
	1	11/14/99 at Jax.
		9/14/03 vs. Cle.

Most First Downs Rushing, Both Teams

Season	223	1996
Game	24	11/3/96, Bal. (9) vs. Cin. (15)
	22	9/8/96, Bal. (8) at Pit. (14)

Fewest First Downs Rushing, Both Teams

Season	157	1999
Game	2	12/19/99, Bal. (2) vs. NO (0)
	4	12/21/97, Bal. (2) at Cin. (2)
		12/24/00, Bal. (1) vs. NYJ (3)

Most First Downs Passing

Season	208	1996
Game	19	10/6/96 vs. NE
		11/24/96 vs. Jax.

BALTIMORE RAVENS TEAM RECORDS

Fewest First Downs Passing

Season
121 2003

Game
3 11/9/97 at Pit.

Most First Downs Passing by Opponent

Season
213 1996

Game
20 12/13/98 vs. Min.
20 11/28/99 vs. Jax.

Fewest First Downs Passing by Opponent

Season
135 2000

Game
2 11/26/00 vs. Cle.
3 9/26/99 vs. Cle.
10/22/00 vs. Ten.

Most First Downs Passing, Both Teams

Season
421 1996

Game
37 10/6/96, Bal. (19) vs. NE (18)

Fewest First Downs Passing, Both Teams

Season
265 2003

Game
9 9/26/99, Bal. (6) vs. Cle. (3)
10 9/14/03, Bal. (4) vs. Cle. (6)
12 11/9/97, Bal. (3) at Pit. (9)

Most First Downs by Penalty

Season
27 2001

Game
26 2002
24 1999

Game
5 11/21/99 at Cin.
12/26/99 vs. Cin.
10/27/02 at Pit.

Fewest First Downs by Penalty

Season
16 2000
17 1997, 1998

Most First Downs by Penalty by Opponent

Season
32 1999, 2000

Game
7 11/15/98 at SD

Fewest First Downs by Penalty by Opponent

Season
23 1996

Most First Downs by Penalty, Both Teams

Season
57 2002
56 1999

Game
9 11/15/98, Bal. (2) at SD (7)

Fewest First Downs by Penalty, Both Teams

Season
42 1997

NET YARDS

Most Total Net Yards (Rushing and Passing)

Season
5,723 1996
5,124 2001

Game
479 11/19/00 vs. Dal.
478 10/27/96 vs. STL - OT
463 10/6/96 vs. NE
461 11/26/00 vs. Cle.

Fewest Total Net Yards (Rushing and Passing)

Season
4,498 1998

Game
142 12/24/00 vs. NYJ

Most Total Net Yards by Opponent (Rushing and Passing)

Season
5,889 1996

Game
548 10/20/96 at Den.
540 11/29/98 vs. Ind.

Most Consecutive Games, 300 or More Yards Gained

7 1996
1996 (12) - 1997 (2)
5 1999 (12) - 1999 (16)

Fewest Total Net Yards by Opponent (Rushing and Passing)

Season
3,967 2000

Game
94 9/24/00 vs. Cin.
112 11/26/00 vs. Cle.
128 12/10/00 vs. SD
132 11/14/99 at Jax.

Most Total Net Yards, Both Teams (Rushing and Passing)

Game
964 10/27/96, Bal. (478) vs. STL (486) - OT
940 10/20/96, Bal. (392) at Den. (548)

Fewest Total Net Yards, Both Teams (Rushing and Passing)

Game
364 11/15/98, Bal. (161) at SD (203)
374 11/14/99, Bal. (242) at Jax. (132)

BALTIMORE RAVENS TEAM RECORDS

RUSHING

Most Rushing Attempts

Season	552	2003
Game	51	11/26/00 vs. Cle.

Fewest Rushing Attempts

Season	408	1998
Game	13	12/16/01 vs. Pit.
	14	12/6/98 at Ten.
	15	11/15/98 at SD
		9/12/99 at STL

Most Rushing Attempts by Opponent

Season	508	1996
Game	47	10/27/96 vs. STL - OT
	42	9/8/96 at Pit.
		11/16/03 at Mia.

Fewest Rushing Attempts by Opponent

Season	362	2000
Game	13	10/1/00 at Cle.
	14	12/5/99 vs. Ten.
		9/7/97 vs. Cin.
		11/19/00 vs. Dal.

Most Rushing Attempts, Both Teams

Game	75	11/16/03, Bal. (33) at Mia. (42)
	68	11/26/00, Bal. (51) vs. Cle. (17)
	67	9/8/96, Bal. (25) at Pit. (42)
		11/16/97, Bal. (44) vs. Phi. (23) - OT
		11/23/03, Bal. (35) vs. Sea. (32)

Fewest Rushing Attempts, Both Teams

Game	36	12/5/99, Bal. (22) vs. Ten. (14)
	40	9/12/99, Bal. (15) at STL (25)
		12/19/99, Bal. (24) vs. NO (16)

Most Yards Gained Rushing

Season	2,669	2003
	2,198	2000
	1,810	2001
	1,792	2002
	1,754	1999
Game	343	9/14/03 vs. Cle.
	276	12/21/03 at Cle.
	250	11/19/00 vs. Dal.
	247	11/22/98 at Cin.
	247	11/26/00 vs. Cle.

Fewest Yards Gained Rushing

Season	1,589	1997
Game	24	12/20/98 at Chi.
	36	10/11/98 vs. Ten.
	41	11/4/01 at Pit.

Most Yards Gained Rushing by Opponent

Season	1,920	1996
--------	-------	------

Game

222	10/20/96 at Den.
214	10/5/97 vs. Pit.
206	9/8/96 at Pit.

Fewest Yards Gained Rushing by Opponent

Season	970	2000
	1,231	1999
Game	4	9/24/00 vs. Cin.
	11	12/19/99 vs. NO
	44	12/27/98 vs. Det.

Most Yards Gained Rushing, Both Teams

Game	403	9/14/03, Bal. (343) vs. Cle. (60)
	354	12/21/03, Bal. (276) at Cle. (78)
	331	9/28/03, Bal. (202) vs. KC (129)
	323	12/7/03, Bal. (223) vs. Cin. (100)

Fewest Yards Gained Rushing, Both Teams

Game	72	12/19/99, Bal. (61) vs. NO (11)
	97	11/15/98, Bal. (40) at SD (57)

Highest Average Gain, Rushing

Season	4.8	2003
	4.3	2000
	4.2	1996
		2002

Lowest Average Gain, Rushing

Season	3.8	1997
	3.7	2001

Highest Average Gain, Rushing by Opponent

Season	3.8	1996
--------	-----	------

Lowest Average Gain, Rushing by Opponent

Season	2.67	2000
	3.14	1999

Most Touchdowns Rushing

Season	18	2003
	11	2001
	10	1996
Game	3	11/7/99 at Cle.
		11/26/00 vs. Cle.
		12/7/03 vs. Cin.
		12/21/03 at Cle.

Fewest Touchdowns Rushing

Season	7	1997, 1998 (each)
--------	---	-------------------

Most Touchdowns Rushing by Opponent

Season	18	1996
Game	3	6 times (last time 12/8/02 vs. NO)

Fewest Touchdowns Rushing by Opponent

Season	6	1999
		2003
	5	2000

BALTIMORE RAVENS TEAM RECORDS

PASSING

Most Passing Attempts

Season	586 1997
Game	64 9/23/01 at Cin.
51	10/27/96 vs. STL - OT
	10/21/99 vs. KC
50	11/24/96 vs. Jax.
	10/27/02 vs. Pit.

Fewest Passing Attempts

Season	415 2003
Game	17 11/8/98 vs. Oak.
18	11/22/98 at Cin.
	9/14/03 vs. Cle.
	10/12/03 at Ari.

Most Passing Attempts by Opponent

Season	599 1999
Game	69 12/24/00 vs. NYJ
56	12/13/98 vs. Min.
54	9/30/02 vs. Den.

Fewest Passing Attempts by Opponent

Season	527 2000
531	2003
537	1996
Game	15 10/13/96 at Ind.
16	10/21/99 vs. KC
	9/17/00 vs. Mia.

Most Passing Attempts, Both Teams

Game	96 11/24/96, Bal. (50) vs. Jax. (46)
94	9/23/01, Bal. (64) at Cin. (30)
	12/24/00, Bal. (25) vs. NYJ (69)
91	10/27/96, Bal. (51) vs. STL (40) - OT

Fewest Passing Attempts, Both Teams

Game	42 10/29/00, Bal. (24) vs. Pit. (18)
45	10/13/96, Bal. (30) at Ind. (15)
46	11/8/98, Bal. (17) vs. Oak. (29)

Most Pass Completions

Season	338 1997
Game	34 9/23/01 at Cin.
32	10/19/97 vs. Mia.
31	10/27/96 vs. STL - OT
	11/24/96 vs. Jax.

Fewest Pass Completions

Season	217 2003
Game	7 9/14/03 vs. Cle.
8	12/12/99 at Pit.
	12/7/03 vs. Cin.
9	11/22/98 at Cin.
	10/12/03 at Ari.

Most Pass Completions by Opponent

Season	360 2002
Game	35 9/30/02 vs. Den.
32	12/13/98 vs. Min.
31	12/5/99 vs. Ten.

Fewest Pass Completions by Opponent

Season	296 2003
Game	9 10/13/96 at Ind.
	10/21/99 vs. KC
	10/29/00 vs. Pit.

Most Pass Completions, Both Teams

Game	59 11/24/96, Bal. (31) vs. Jax. (28)
57	10/27/96, Bal. (31) vs. STL (26) - OT

Fewest Pass Completions, Both Teams

Game	20 10/29/00, Bal. (11) vs. Pit. (9)
24	1/7/02, Bal. (10) vs. Min. (14)
	9/14/03, Bal. (7) vs. Cle. (17)
25	9/26/99, Bal. (12) vs. Cle. (13)
	12/10/00, Bal. (16) vs. SD (9)

Most Yards Gained, Passing

Season	4,274 1996
Game	429 10/27/96 vs. STL - OT
366	11/24/96 vs. Jax.
353	10/6/96 vs. NE

Fewest Yards Gained, Passing

Season	2,517 2003
Game	70 12/17/00 at Ari.
78	9/14/03 vs. Cle.
92	11/22/98 at Cin.
98	9/21/03 at SD

Most Yards Gained, Passing by Opponent

Season	4,115 1996
Game	481 12/24/00 vs. NYJ
396	10/6/02 at Cle.
386	9/10/00 vs. Jax.
376	9/20/98 at Jax.
358	9/28/97 at SD

Fewest Yards Gained, Passing by Opponent

Season	2,805 2003
3,035	2001
3,167	2000
3,282	1999
Game	78 12/10/00 vs. SD
90	12/29/01 at TB
93	1/7/02 vs. Min.
108	1/2/00 at NE
110	11/9/03 at STL

BALTIMORE RAVENS TEAM RECORDS

Most Yards Gained, Passing, Both Teams

Game	782	10/27/96, Bal. (429) vs. STL (353) - OT
	672	11/24/96, Bal. (366) vs. Jax. (306)
	664	10/20/96, Bal. (338) at Den. (326)

Fewest Yards Gained, Passing, Both Teams

Game	232	1/7/02, Bal. (139) vs. Min. (93)
	257	12/29/01, Bal. (167) at TB (90)
	267	11/7/99, Bal. (129) at Cle. (138)

Most Times Sacked Attempting to Pass

Season	56	1999
--------	----	------

Game	7	6 (last time 11/9/03 at STL)
------	---	------------------------------

Fewest Times Sacked Attempting to Pass

Season	37	1997
--------	----	------

Most Times Opponents Sacked Attempting to Pass

Season	49	1999
--------	----	------

Game	9	11/16/97 vs. Phi. - OT
------	---	------------------------

Fewest Times Opponents Sacked Attempting to Pass

Season	30	1996
--------	----	------

Most Times Sacked Attempting to Pass, Both Teams

Season	105	1999
--------	-----	------

Game	12	10/18/98, Bal. (5) at Pit. (7)
	11	11/23/03, Bal. (6) vs. Sea. (6)
	11	11/16/97, Bal. (2) vs. Phi. (9) - OT
	11	11/23/03, Bal. (7) at STL (4)

Fewest Times Sacked Attempting to Pass, Both Teams

Season	68	1996
--------	----	------

Game	0	10/19/97, Bal. (0) vs. Mia. (0)
------	---	---------------------------------

Most Consecutive Games Sacked Attempting to Pass

	13	1996 (10) - 1997 (6)
--	----	----------------------

Most Consecutive Games Opponents Sacked Attempting to Pass

	21	1997 (8) - 1998 (12)
--	----	----------------------

Highest Completion Percentage

Season	58.8	1996 (335-570)
--------	------	----------------

Game	80.0	9/9/01 vs. Chi. (24-30)
	79.4	11/1/98 vs. Jax. (27-34)
	75.0	9/27/98 vs. Cin. (15-20)

Highest Completion Percentage by Opponent

Season	65.2	1996 (350-537)
--------	------	----------------

Game	83.9	11/17/96 at SF (26-31)
------	------	------------------------

Most Touchdowns Passing

Season	34	1996
--------	----	------

Game	5	9/10/00 vs. Jax.
	4	10/20/96 at Den.
		12/5/99 vs. Ten.
		11/23/03 vs. Sea

Fewest Touchdowns Passing

Season	16	1998, 2003
--------	----	------------

Most Touchdowns Passing by Opponent

Season	27	1996
--------	----	------

Game	5	11/23/03 vs. Sea
------	---	------------------

Fewest Touchdowns Passing by Opponent

Season	11	2000
--------	----	------

Most Touchdowns Passing, Both Teams

Season	61	1996
--------	----	------

Game	9	11/23/03, Bal. (4) vs. Sea. (5)
	8	9/10/00, Bal. (5) vs. Jax. (3)
	7	10/6/96, Bal. (3, vs. NE (4)
		10/20/96, Bal. (4) at Den. (3)

Most Passes Had Intercepted

Season	20	1996, 1999, 2001
--------	----	------------------

Game	4	11/3/96 vs. Cin.
		11/9/97 at Pit.
		12/19/99 vs. NO
		10/22/00 vs. Ten.

Fewest Passes Had Intercepted

Season	14	2002
--------	----	------

Most Passes Had Intercepted, Both Teams

Game	8	12/19/99, Bal. (4) vs. NO (4)
------	---	-------------------------------



In a spectacular comeback, in which WR Marcus Robinson scored 4 TDs, the Baltimore Ravens played one of the most dramatic games against the Seattle Seahawks on Nov. 23, 2003. At the final gun, Matt Stover's field goal attempt sailed through the uprights for the 44-41 win. Ravens fans did not leave their seats as Stover kicked the game-winning FG with 6:32 remaining in overtime.

BALTIMORE RAVENS TEAM RECORDS

PUNTING

Most Punts

Season	104	1999
Game	10	9/20/98 at Jax. 12/24/00 vs. NYJ

Fewest Punts

Season	69	1996
Game	1	9/24/00 vs. Cin.

Most Punts by Opponent

Season	115	1999
Game	11	12/19/99 vs. NO
	10	10/7/01 vs. Ten.
	9	9/28/03 vs. KC

Fewest Punts by Opponent

Season	68	1996
Game	2	7 (last time 12/29/02 at Pit.)

Most Punts, Both Teams

Game	20	12/19/99, Ravens (9) vs. NO (11)
------	----	----------------------------------

Fewest Punts, Both Teams

Game	4	10/19/97, Bal. (2) vs. Mia. (2) 12/13/98, Bal. (2) vs. Min. (2)
------	---	--

Highest Punting Average

Season	43.2	1996
--------	------	------

Lowest Punting Average

Season	38.9	2001
--------	------	------

Highest Punting Average by Opponent

Season	44.3	2000
--------	------	------

Lowest Punting Average by Opponent

Season	40.1	2003
	40.8	2002
	41.6	2001



Dave Zastudil averaged 41.0 yards per punt last season, placing 21 inside the 20-yard line. Zastudil holds for Matt Stover on field goals, and Matt hit 33 of his 38 FGAs in 2003.

PUNT RETURNS

Most Punt Returns

Season	59	1999
Game	9	11/26/00 vs. Cle.
	7	11/16/97 vs. Phi. - OT 11/7/99 at Cle. 12/19/99 vs. NO

Fewest Punt Returns

Season	34	2002
--------	----	------

Most Punt Returns by Opponent

Season	53	1997
Game	6	7 times (last 1/7/02 vs. Min.)

Fewest Punt Returns by Opponent

Season	27	1996
--------	----	------

Most Punt Returns, Both Teams

Game	11	11/26/00, Bal. (9) vs. Cle. (2)
	10	11/9/03, Bal. (5) at STL (5)

Most Fair Catches

Season	23	2003
Game	4	10/31/99 vs. Buf. 11/19/00 vs. Dal.

Most Fair Catches by Opponent

Season	28	1999
Game	6	12/19/99 vs. NO

Most Yards, Punt Returns

Season	713	2000
Game	184	12/7/97 vs. Sca.

BALTIMORE RAVENS TEAM RECORDS

Most Yards, Punt Returns by Opponent

Season	471	2002
Game	117	11/2/97 at NYJ - OT

Most Yards, Punt Returns, Both Teams

Game	220	12/24/00, Bal. (173) vs. NYJ (47)
	214	12/7/97, Bal. (184) vs. Sea. (30)

Fewest Yards, Punt Returns, Both Teams

Game	0	9/15/96, Bal. (0) at Hou. (0)
		12/13/98, Bal. (0) vs. Min. (0)

Highest Average, Punt Returns

Season	13.4	1997 (42-564)
--------	------	---------------

Lowest Average, Punt Returns

Season	7.7	1999 (59-452)
		2003 (53-410)

Highest Average, Punt Returns by Opponent

Season	11.8	2002 (40-471)
--------	------	---------------

Lowest Average, Punt Returns by Opponent

Season	5.5	2001 (33-183)
--------	-----	---------------

Most Touchdowns on Punt Returns

Season	2	1997, 1998, 2000
Game	2	12/7/97 vs. Sea.
		12/24/00 vs. NYJ

Most Touchdowns on Punt Returns by Opponent

Season	2	2002
Game	1	10/25/98 at GB
		11/21/99 at Cin.
		9/15/02 vs. TB
		12/15/02 at Hou.

Most Touchdowns on Punt Returns, Both Teams

Season	3	1998
Game	2	12/7/97, Bal. (2) vs. Sea. (0)
		12/24/00, Bal. (2) vs. NYJ (0)

KICKOFF RETURNS

Most Kickoff Returns

Season	86	1996
Game	10	12/13/98 vs. Min.

Fewest Kickoff Returns

Season	45	2000
--------	----	------

Most Kickoff Returns by Opponent

Season	73	2000
Game	9	12/2/01 vs. Ind.
	8	11/7/99 at Cle.
		9/24/00 vs. Cin.

Fewest Kickoff Returns by Opponent

Season	57	1998
--------	----	------

Most Kickoff Returns, Both Teams

Game	15	12/2/01, Bal. (6) vs. Ind. (9)
		12/13/98, Bal. (10) vs. Min. (5)
	14	10/20/96, Bal. (7) at Den. (7)
		9/10/00, Bal. (9) vs. Jax. (5)

Most Yards, Kickoff Returns

Season	1,735	1996
Game	367	12/13/98 vs. Min.

Fewest Yards, Kickoff Returns

Season	1,005	2000
Game	None	12/6/98 at Ten.
		10/1/00 at Cle.

Most Yards, Kickoff Returns, Both Teams

Game	511	12/13/98, Bal. (367) vs. Min. (144)
------	-----	-------------------------------------

Highest Average, Kickoff Returns

Season	24.6	1998 (69-1,700)
--------	------	-----------------

Lowest Average, Kickoff Returns

Season	20.17	1996 (86-1,735)
--------	-------	-----------------

Highest Average, Kickoff Returns by Opponent

Season	22.8	1997 (58-1,323)
--------	------	-----------------

Lowest Average, Kickoff Returns by Opponent

Season	20.0	1996 (70-1,402)
--------	------	-----------------

Most Touchdowns on Kickoff Returns

Season	2	1998
Game	**2	12/13/98 vs. Min.

Most Touchdowns on Kickoff Returns by Opponent

Season	2	1998
Game	1	5 (last time 9/28/03 vs. KC)

Most Touchdowns on Kickoff Returns, Both Teams

Season	4	1998
Game	**3	12/13/98, Bal. (2) vs. Min. (1)

* NFL record

** tied NFL record

BALTIMORE RAVENS TEAM RECORDS

FUMBLES

Most Fumbles

Season	37	1997, 2003
Game	7	10/22/00 vs. Ten. 10/13/02 at Ind. 5 6 (last time 11/12/00 at Ten.)

Fewest Fumbles

Season	23	1996
--------	----	------

Most Fumbles by Opponent

Season	45	2000
--------	----	------

Game	8	10/8/00 at Jax.
------	---	-----------------

Fewest Fumbles by Opponent

Season	17	1998
--------	----	------

Most Fumbles Lost

Season	19	2003
Game	5	12/13/98 vs. Min.

Fewest Fumbles Lost

Season	7	2000
--------	---	------

Most Fumbles Lost by Opponent

Season	26	2000
Game	4	9/21/97 at Ten. 12/10/00 vs. SD

Fewest Fumbles Lost by Opponent

Season	6	1998, 2002
--------	---	------------

Most Fumbles Recovered, Own and Opponents

Season	46	2000
Game	8	10/22/00 vs. Ten.

Fewest Fumbles Recovered, Own and Opponents

Season	15	1996
--------	----	------

Most Own Fumbles Recovered

Season	20	2000
--------	----	------

Fewest Own Fumbles Recovered

Season	8	1996
--------	---	------

Most Opponents Fumbles Recovered

Season	26	2000
Game	4	9/21/97 at Ten.

Fewest Opponents Fumbles Recovered

Season	6	1998, 2002
--------	---	------------

Most Touchdowns, Fumbles Recovered, Own and Opponents

Season	1	2001, 2003
Game	1	9/21/03 at SD 1/7/02 vs. Min.

Most Touchdowns, Fumbles Recovered, Both Teams, Own and Opponents

Game	1	8 (last time 9/21/03, Bal. 1 at SD 0)
------	---	---------------------------------------

Most Touchdowns, Own Fumbles Recovered

Season	1	2002, 2003
Game	1	12/29/02 at Pit. 9/21/03 at SD

Most Touchdowns, Opponents Fumbles Recovered

Season	1	1/7/02 vs. Min. 1 11/3/02 at Atl.
Game	1	11/3/02 at Atl.

Most Touchdowns, Opponents Fumbles Recovered, Both Teams

Season	1	1996, 1997, 1998, 1999, 2002
Game	1	6 (last time 12/29/02, Bal. 1 at Pit. 0)

TURNOVERS

Most Turnovers Lost

Season	38	2001
Game	7	11/9/97 at Pit. 11/9/03 at STL

Fewest Turnovers Lost

Season	27	2000
--------	----	------

Most Turnovers Lost by Opponent

Season	49	2000
Game	6	10/8/00 at Jax. 12/24/00 vs. NYJ

Fewest Turnovers Lost by Opponent

Season	22	1996
--------	----	------

Most Turnovers Lost, Both Teams

Game	11	11/9/03, Bal. (7) at StL. (4)
------	----	-------------------------------

Most Touchdowns by Ravens off Turnovers Lost by Opponent

Season	4	1999, 2003
Game	1	15 times, last 12/21/03 at Cle.

Most Touchdowns by Opponent off Ravens Turnovers Lost

Season	4	1996, 1999
Game	2	10/21/99 vs. KC

BALTIMORE RAVENS TEAM RECORDS

PENALTIES

Fewest Penalties

Season	89	2001
Game	1	9/8/96 at Pit. 11/29/98 vs. Ind.

Most Penalties

Season	126	2003
Game	14	11/15/98 at SD 11/23/03 vs. Sea.

Fewest Penalties by Opponent

Season	105	2001
Game	1	12/8/96 at Cin. 11/10/02 vs. Cin.

Most Penalties by Opponent

Season	122	1999
Game	16	11/15/98 at SD 10/10/99 at Ten. 11/21/99 at Cin.

Fewest Penalties, Both Teams

Game	4	9/8/96, Bal. (1) at Pit. (3)
	5	12/8/96, Bal. (4) at Cin. (1)

Most Penalties, Both Teams

Game	30	11/15/98, Bal. (14) at SD (16)
	24	10/10/99, Bal. (9) at Ten. (15)

Fewest Yards Penalized

Season	728	2001
Game	5	11/10/02 vs. Cin.
	10	9/8/96 at Pit. 11/29/98 vs. Ind.

Most Yards Penalized

Season	1,010	1999
Game	146	10/6/96 vs. NE

Fewest Yards Opponent Penalized

Season	535	2000
Game	5	12/8/96 at Cin.

Most Yards Opponent Penalized

Season	1,118	1999
Game	212	10/10/99 at Ten.*

*Franchise Record

Fewest Yards Penalized, Both Teams

Game	30	9/8/96, Bal. (10) at Pit. (20)
------	----	--------------------------------

Most Yards Penalized, Both Teams

Game	293	10/10/99, Bal. (81) at Ten. (212)
	252	11/15/98, Bal. (106) at SD (146)
	219	9/7/03, Bal. (81) at Pit. (138)
	201	11/23/03, Bal. (112) vs. Sea. (89)
	194	11/21/99, Bal. (81) at Cin. (113)



S Chad Williams's 52-yard INT return for a TD assisted the Ravens to their 1st shutout in 2 seasons over the Cleveland Browns, 35-0. Baltimore held the Browns to 211 yards and forced 4 turnovers. RB Jamal Lewis ran over the Cleveland defense, posting 205 yards on 22 carries and 2 TDs in the 12/21/03 contest. In 2002, Williams tied a franchise record with a career-long 98-yard INT return for a TD against division rival Cincinnati on 12/1.

RECORDS

BALTIMORE RAVENS TEAM RECORDS

INTERCEPTIONS

Most Interceptions By Defense

Season	25	2002
Game	4	12/7/97 vs. Sea. 12/19/99 vs. NO 10/6/02 vs. Cle. 11/30/03 vs. SF

Fewest Interceptions By Defense

Season	15	1996
---------------	----	------

Most Interceptions By Opponent Defense

Season	20	1996, 1999, 2001
Game	4	11/3/96 vs. Cin. 11/9/97 at Pit. 12/19/99 vs. NO 10/22/00 vs. Ten. 11/18/01 vs. Cle.

Fewest Interceptions By Opponent Defense

Season	14	2002
---------------	----	------

Most Interceptions By Defense, Both Teams

Game	8	12/19/99, Bal. (4) vs. NO (4)
-------------	---	-------------------------------

Most Consecutive Games With Interceptions By Defense

Game	7	1996 (games 7-13) 2000 (games 2-8)
-------------	---	---------------------------------------

Most Consecutive Games With Interceptions By Opponent Defense

Game	9	2001 (games 5-13)
	7	1996 (game 13 through 1997 game 3) 1998 (games 5-11)

Most Interception Yards By Defense

Season	511	2003
Game	183	12/24/00 vs. NYJ

Fewest Interception Return Yards By Ravens

Season	147	1996
---------------	-----	------

Most Interception Yards By Opponent Defense

Season	349	1996
Game	108	10/21/99 vs. KC

Fewest Interception Yards By Opponent Defense

Season	118	1997
---------------	-----	------

Most Interception Yards, Both Teams

Game	182	12/24/00, Bal. (183) vs. NYJ (-1)
-------------	-----	-----------------------------------

Most Touchdowns on Interceptions By Defense

Season	4	1999, 2003
Game	1	16 (last time 12/21/03 at Cle.)

Most Touchdowns on Interceptions By Opponent Defense

Season	3	1996, 1999, 2001
Game	2	10/21/99 vs. KC

Most Touchdowns on Interceptions, Both Teams

Game	2	10/21/99, Bal. (0) vs. KC (2)
-------------	---	-------------------------------

S Ed Reed tied the Ravens' franchise record (with Rod Woodson) in 2003 with 7 INTs, while LB Ray Lewis was close behind with 6. Reed's nose for the ball was evident as he blocked 2 punts, both of which he returned for TDs en route to earning his 1st Pro Bowl nod and 2nd-team AP All-Pro honors. The Ravens' 3rd-ranked defense was 4th against the pass in the NFL.



BALTIMORE RAVENS POSTSEASON RECORDS

ABBREVIATIONS

WC -	Wild Card
D -	Divisional Playoff
A -	AFC Championship
SB -	Super Bowl

SERVICE

Most Games Played

7 By many players

Most Games, Head Coach

7 Brian Billick

Most Games Won, Head Coach

5 Brian Billick

Most Games Lost, Head Coach

2 Brian Billick

SCORING

Most Points Scored

Career

- 46 Matt Stover (16-16 PATs, 10-13 FGs), 2000-01; 2003
- 24 Jamal Lewis (4 TDs), 2000; 2003
- 12 Shannon Sharpe (2 TDs), 2000-01
- 12 Jermaine Lewis (2 TDs), 2000-01

Game

- 12 Jamal Lewis (12/31/00 vs. Den.) - WC
- 10 Matt Stover (1/14/01 at Oak.) - A
- 10 Matt Stover (1/28/01 at NYG) - SB

Most Points By A Rookie

Game

- 12 Jamal Lewis (12/31/00 vs. Den.) - WC

Most Consecutive Games Scoring

7 Matt Stover, 2000, 2003

Most Touchdowns

Career

4 Jamal Lewis, 2000

Game

- 2 Jamal Lewis (12/31/00 vs. Den.) - WC

Most Touchdowns, Rookie Season

4 Jamal Lewis, 2000

Most Consecutive Games Scoring a TD

2 Jamal Lewis (12/31/00 vs. Den.) - WC through (1/07/01 at Ten.) - D

Most (Kicking) Points After TD Attempted

Career

16 Matt Stover, 2000-01, 2003

Game

4 Matt Stover (1/28/01 at NYG) - SB

Most (Kicking) Points After TD Made

Career

16 Matt Stover, 2000-01, 2003

Game

4 Matt Stover (1/28/01 at NYG) - SB

Most Consecutive (Kicking) Points After TD

16 Matt Stover (2000-01, 2003)

Highest (Kicking) Points After Touchdown Percentage, Career

1.000 Matt Stover (16-16)

Most Two-Point Conversions

Career

none

Game

none

Most Field Goals Attempted

Career

13 Matt Stover

Game

4 Matt Stover (1/14/01 at Oak.) - A

Most Field Goals Made

Career

10 Matt Stover (2000-01, 2003)

Game

3 Matt Stover (1/14/01 at Oak.) - A

Longest Field Goal

47 Matt Stover (1/28/01 at NYG) - SB

Longest Field Goal Attempted

47 Matt Stover (1/28/01 at NYG) - SB

Highest Field Goal Percentage

Career

76.9 Matt Stover (10-13), 2000-01, 2003

Most Safeties

Career

none

Game

none

BALTIMORE RAVENS POSTSEASON RECORDS

RUSHING

Most Rushing Attempts

Career
117 Jamal Lewis, 2000; 2003

Game

30 Jamal Lewis (12/31/00 vs. Den.) - WC
29 Jamal Lewis (1/14/01 at Oak.) - A
27 Jamal Lewis (1/28/01 at NYG) - SB
25 Terry Allen (1/13/02 at Mia.) - WC

Most Yardage

Career
373 Jamal Lewis, 2003

Game

110 Jamal Lewis (12/31/00 vs. Den.) - WC
102 Jamal Lewis (1/28/01 at NYG) - SB

Most 100-yard Rushing Games

Career
2 Jamal Lewis, 2000

Longest Run From Scrimmage

27t Jamal Lewis (12/31/00 vs. Den.) - WC
20 Jamal Lewis (12/31/00 vs. Den.) - WC

Most Rushing Touchdowns

Career
4 Jamal Lewis, 2000

Game

2 Jamal Lewis (12/31/00 vs. Den.) - WC
1 Jamal Lewis (1/7/01 at Ten.) - D
Jamal Lewis (1/28/01 at NYG) - SB

Most Consecutive Games With A Rushing TD

2 Jamal Lewis (12/31/00 vs. Den.) - WC
through (1/07/01 at Ten.) - D

Highest Rushing Average

Career (min. 40 carries)
3.2 Jamal Lewis
Game (min. 10 carries)
3.8 Jamal Lewis (1/28/00 at NYG) - SB

PASSING

Highest Quarterback Passer Rating

Career (min. 60 attempts)
83.7 Trent Dilfer, 2000
Game (min. 12 attempts)
118.1 Trent Dilfer (12/31/00 vs. Den.) - WC

Most Pass Attempts

Career
73 Trent Dilfer, 2000
Game
37 Elvis Grbac (1/20/02 at Pit.) - D
Anthony Wright (1/3/04 vs. Ten.) - WC
25 Trent Dilfer (1/28/01 at NYG) - SB

Most Pass Completions

Career
35 Trent Dilfer, 2000
30 Elvis Grbac, 2001
Game
20 Anthony Wright (1/3/04 vs. Ten.) - WC
18 Elvis Grbac (1/20/02 at Pit.) - D

Most Passing Yardage

Career
590 Trent Dilfer, 2000
Game
214 Anthony Wright (1/3/04 vs. Ten.) - WC
190 Trent Dilfer (1/14/01 at Oak.) - A

Most 300-Yard Passing Games

Career
none

Longest Completion

96t Trent Dilfer (1/14/01 at Oak.) - A

Highest Completion Percentage

Career
54.5 Elvis Grbac, 2001
54.1 Anthony Wright, 2003
Game (min. 12 attempts)
66.7 Elvis Grbac (1/13/02 at Mia.) - WC

Highest Average Gain Per Attempt

Career
8.08 Trent Dilfer, 2000
Game (min. 15 attempts)
10.55 Trent Dilfer (1/14/01 at Oak.) - A

Most Touchdowns

Career
3 Trent Dilfer, 2000
Game
1 Trent Dilfer (12/31/00 vs. Den.) - WC
(1/14/01 at Oak.) - A
(1/28/01 at NYG) - SB
Anthony Wright (1/3/04 vs. Ten.) - WC

Most Games, 4 Touchdown Passes

Career
none

Most Games, 3 or More Touchdown Passes

Career
none

Most Consecutive Games, Touchdown Passes

2 Trent Dilfer (1/14/01 at Oak.) - A
(1/28/01 at NYG) - SB

Most Consecutive Passes Attempted, None Intercepted

53 Trent Dilfer (12/31/00 vs. Den.) - WC
through (1/14/01 at Oak.) - A

Most Passes Had Intercepted

Career
2 Anthony Wright, 2003
Game
2 Anthony Wright (1/3/04 vs. Ten.) - WC

Most Pass Attempts, No Interceptions, Game

25 Trent Dilfer (1/28/01 at NYG) - SB

Lowest Percentage, Passes Had Intercepted

Career
1.4 Trent Dilfer (1 in 73), 2000

Most Times Sacked

Career
10 Trent Dilfer, 2000
Game
3 Trent Dilfer (1/28/01 at NYG) - SB
Elvis Grbac (1/20/02 at Pit.) - D

BALTIMORE RAVENS POSTSEASON RECORDS

RECEIVING

Most Pass Receptions

Career

- 15 Shannon Sharpe, 2000-01
- 13 Travis Taylor, 2001; 2003
- 11 Qadry Ismail, 2000-01
- 9 Brandon Stokley, 2000-01
- 7 Todd Heap, 2001; 2003
- Jamal Lewis 2000; 2003

Game

- 7 Travis Taylor (1/3/04 vs. Ten.) - WC
- 6 Todd Heap (1/3/04 vs. Ten.) - WC
- 5 Shannon Sharpe (1/20/02 at Pit.) - D
- 4 Qadry Ismail (12/31/00 vs. Den.) - WC

Most Receiving Yardage

Career

- 309 Shannon Sharpe, 2000-01

Game

- 96 Shannon Sharpe (1/14/01 at Oak.) - A

Most Games, 100 or More Yards, Pass Receiving

Career

0

Longest Pass Reception

- 96t Shannon Sharpe (1/14/01 at Oak.) - A

Average Gain Per Reception

Career

38.3 Shannon Sharpe (6 rec.)

Game (min. 3 rec.)

24.3 Shannon Sharpe (12/31/00 vs. Den.) - WC

Most Touchdown Receptions

Career

- 2 Shannon Sharpe, 2000-01
- 1 Brandon Stokley, 2000-01
- Travis Taylor, 2001
- Todd Heap, 2003

Game

- 1 5 times by 4 players,
last time (1/3/04 vs. Ten. by Todd Heap) - WC

INTERCEPTIONS

Most Interceptions

Career

- 4 Duane Starks, 2000-01
- 3 Chris McAlister, 2000-01, 2003
- 2 Ray Lewis, 2000-01
- Jamie Sharper, 2000-01

Game

- 2 Duane Starks (1/14/01 at Oak.) - A

Most Yards Gained After Interceptions

Career

- 119 Duane Starks, 2000-01
- 56 Will Demps, 2003
- 54 Ray Lewis, 2000-01

Game

- 56t Will Demps (1/3/04 vs. Ten.) - WC

Longest Interception Return

- 56t Will Demps (1/3/04 vs. Ten.) - WC
- 50 Ray Lewis (1/7/01 at Ten.) - D
- 49t Duane Starks (1/28/01 at NYG) - SB

Highest Average on Interception Returns

Career (min. 3)

31.0 Duane Starks (3-93)

Most Touchdowns on Interceptions Returns

Career

- 1 Ray Lewis (1/7/01 at Ten.) - D
- Duane Starks (1/28/01 at NYG) - SB
- Will Demps (1/3/04 vs. Ten.) - WC

Game

- 1 Ray Lewis (1/7/01 at Ten.) - D
- Duane Starks (1/28/01 at NYG) - SB
- Will Demps (1/3/04 vs. Ten.) - WC

PUNTING

Most Punts

Career

- 42 Kyle Richardson, 2000-01

Game

- 10 Kyle Richardson (12/31/00 vs. Den.) - WC
- Kyle Richardson (1/28/01 at NYG) - SB

Longest Punt

- 66 Kyle Richardson (12/31/00 vs. Den.) - WC

Highest Punting Average

Career - min. 10

- 39.9 Kyle Richardson, 2000-01

Game (min. 4 punts)

- 48.8 Dave Zastudil (1/3/04 vs. Ten.) - WC
- 45.5 Kyle Richardson (1/13/02 at Mia.) - WC
- 43.0 Kyle Richardson (1/28/01 at NYG) - SB

Most Punts Inside the 20

Career

- 14 Kyle Richardson, 2000

Game

- 4 Kyle Richardson (12/31/00 vs. Den.) - WC
- Kyle Richardson (1/14/01 at Oak.) - A
- Kyle Richardson (1/28/01 at NYG) - SB

Most Punts Had Blocked

Career

- 2 Kyle Richardson, 2000

Game

- 2 Kyle Richardson (1/7/01 at Ten.) - D

BALTIMORE RAVENS POSTSEASON RECORDS

PUNT RETURNS

Most Punt Returns

Career	16 Jermaine Lewis, 2000-01
Game	4 Jermaine Lewis (12/31/00 vs. Den.) - WC

Most Fair Catches

Career	11 Jermaine Lewis, 2000-01
Game	4 Jermaine Lewis (1/28/01 at NYG) - SB

Most Yards Gained on Punt Returns

Career	224 Jermaine Lewis, 2000-01
Game	99 Jermaine Lewis (1/20/02 at Pit.) - D 58 Jermaine Lewis (1/14/01 at Oak.) - A

Longest Punt Return

88t Jermaine Lewis (1/20/02 at Pit.) - D
38 Jermaine Lewis (1/14/01 at Oak.) - A

Highest Average

Career (min. 10 returns)	14.0 Jermaine Lewis, 2000-01
---------------------------------	------------------------------

Game (min. 3 returns)

33.3 Jermaine Lewis (1/14/01 at Oak.) - A

Most Touchdowns

Career	1 Jermaine Lewis, 2000-01
Game	1 Jermaine Lewis (1/20/02 at Pit.) - D

KICKOFF RETURNS

Most Kickoff Returns

Career	11 Jermaine Lewis, 2000-01
Game	4 Jermaine Lewis (1/20/02 at Pit.) - D 2 5 times (last by Lamont Brightful and Chester Taylor 1/3/04 vs. Ten.) - WC

Most Yards Gained on Kickoff Returns

Career	293 Jermaine Lewis, 2000-01
Game	11t Jermaine Lewis (1/28/01 at NYG) - SB

Longest Kickoff Return

84t Jermaine Lewis (1/28/01 at NYG) - SB
--

Highest Average

Career	26.6 Jermaine Lewis, 2000-01
---------------	------------------------------

Game (min. 2 returns)

55.5 Jermaine Lewis (1/28/01 at NYG) - SB

Most Touchdowns

Career	1 Jermaine Lewis, 2000
Game	1 Jermaine Lewis (1/28/01 at NYG) - SB

FUMBLES

Most Fumbles

Career	3 Trent Dillfer, 2000
Game	1 8 times by 6 players (last by Sam Adams 1/20/02) - D

Most Opponents Fumbles Recovered

Career	1 Ray Lewis, 2000-01 Robert Bailey, 2000 Peter Boulware, 2000-01 Sam Adams, 2000-01
Game	1 Ray Lewis (1/14/01 at Oak.) - A Robert Bailey (1/28/01 at NYG) - SB Peter Boulware (1/13/02 at Mia.) - WC Sam Adams (1/13/02 at Mia.) - WC

Longest Fumble Return

Career	0
Game	0

Most Touchdowns on Fumble Returns (Ravens Recovered Opponent Fumble)

Career	0
Game	0

BALTIMORE RAVENS POSTSEASON RECORDS

COMBINED NET YARDS GAINED

Most Attempts

Career

124 Jamal Lewis, 2000, 2003

Game

32 Jamal Lewis (1/14/01 at Oak.) - A
31 Jamal Lewis (12/31/00 vs. Den.) - WC

Most Yardage Gained

Career

534 Jermaine Lewis 2000-01
417 Jamal Lewis, 2000, 2003

Game

181 Jermaine Lewis (1/20/02 at Pit.) - D
152 Jermaine Lewis (1/28/01 at NYG) - SB
125 Jamal Lewis (12/31/00 vs. Den.) - WC

QB SACKS

Most QB Sacks

Career

6 Michael McCrary, 2000
3 Peter Boulware, 2000-01

Game

3 Michael McCrary (12/31/00 vs. Den.) - WC

Most QB Sack Yardage

Career

44 Michael McCrary, 2000

Game

23 Michael McCrary (12/31/00 vs. Den.) - WC

TACKLES

Most Tackles

Career

64 Ray Lewis, 2000-01, 2003

Game

18 Ray Lewis (1/3/04 vs. Ten.) - WC
14 Jamie Sharper (1/20/02 at Pit.) - D
12 Ray Lewis (1/7/01 at Ten.) - D

Note: Tackles are not an official statistic recognized by the NFL. Ravens tackles are determined by coaches from game video.



Perennial Pro Bowlers, LBs Peter Boulware (left) and Ray Lewis (right) are team leaders when it comes to sacks and tackles, respectively. Lewis earned AP Defensive Player of the Year award, setting a franchise record with 225 tackles in 2003. Lewis also led all LBs with a career-high 6 INTs. Boulware passed DE Michael McCrary in 2001, and now holds the Ravens' franchise record with 67.5-career sacks. Peter led the AFC with 15 sacks in 2001 and has earned 4 Pro Bowl berths. Both Ray (1996) and Peter (1997) were 1st-round draft picks of the Ravens.

BALTIMORE RAVENS POSTSEASON RECORDS

WINS/ LOSSES

All-Time Postseason Record	5-2
All-Time Postseason Home Record	1-1
All-Time Postseason Road Record	4-1
Most Consecutive Games Won	5 2000-01

Most Consecutive Home Games Won	1 2000
Most Consecutive Games Lost	1 2001, 2003
Most Consecutive Home Games Lost	1 2003
Most Consecutive Road Games Lost	1 2001

SCORING

Most Points Scored	34 (1/28/01 at NYG) - SB
	24 (1/7/01 at Ten.) - D
	21 (12/31/00 vs. Den.) - WC
Most Points Allowed	27 (1/20/02 at Pit.) - D
	20 (1/3/04 vs. Ten.) - WC
	10 (1/7/01 at Ten.) - D
Most Points Scored, Both Teams	41 (1/28/01 at NYG) - SB (Bal. 34, NYG 7)
	37 (1/20/02 at Pit.) - D (Pit. 27, Bal. 10)
	37 (1/3/04 vs. Ten.) - WC (Ten. 20, Bal. 17)
Fewest Points Scored	10 (1/20/02 at Pit.) - D
	16 (1/14/01 at Oak.) - A
Fewest Points Allowed	3 (12/31/00 vs. Den.) - WC
	(1/14/01 at Oak.) - A
	(1/13/02 at Mia.) - WC
	7 (1/28/01 at NYG) - SB
Fewest Points Scored, Both Teams	19 (1/14/01 at Oak.) - A (Bal. 16, Oak. 3)
Most Points Overcome to Win Game	7 (1/7/01 at Ten.) - D
	(trailed 0-7, won 24-10)
Largest Blown Lead to Lose Game	0
Most Points, Each Half	1st 14 (12/31/00 vs. Den.) - WC
	2nd 24 (1/28/01 at NYG) - SB
Most Points Scored, Each Quarter	1st 7 (1/28/01 at NYG) - SB; (1/3/04 vs. Ten.) - WC
	2nd 14 (12/31/00 vs. Den.) - WC
	3rd 14 (1/28/01 at NYG) - SB
	4th 14 (1/7/01 at Ten.) - D
	OT 0
Most Points Allowed, Each Quarter	1st 10 (1/20/02 at Pit.) - D
	2nd 10 (1/20/02 at Pit.) - D
	3rd 7 (1/28/01 at NYG) - SB; (1/3/04 vs. Ten.) - WC
	4th 7 (1/20/02 at Pit.) - D
	OT 0

Most Consecutive Games Scoring	7 (2000-01, 2003)
Most Touchdowns	4 (1/28/01 at NYG) - SB
Fewest Touchdowns	1 (1/14/01 at Oak.) - A
	(1/20/02 at Pit.) - D
Most Touchdowns By Opponent	3 (1/20/02 at Pit.) - D
Fewest Touchdowns By Opponent	0 (12/31/00 vs. Den.) - WC
	(1/14/01 at Oak.) - A
	(1/13/02 at Mia.) - WC
Most Consecutive Games Scoring Touchdowns	7 (2000-01, 2003)
Most (1-Point) Points After Touchdown	4 (1/28/01 at NYG) - SB
Most (1-Point) Points After Touchdown by Opponents	3 (1/20/02 at Pit.) - D
	2 (1/3/04 vs. Ten.) - WC
	1 (1/28/01 at NYG) - SB
Most (2-Point) Points After Touchdown	none
Most (2-Point) Points After Touchdown by Opponent	none
Most Field Goals Attempted	4 (1/14/01 at Oak.) - A
Most Field Goals Made	3 (1/14/01 at Oak.) - A
Most Field Goals Attempted by Opponent	4 (1/7/01 at Ten.) - D
Most Field Goals Made by Opponent	2 (1/20/02 at Pit.) - D
	(1/3/04 vs. Ten.) - WC
Most Consecutive Games Scoring Field Goals	6 2000-01, 2003 (Streak started 1/7/01 at Ten.) - D
Most Consecutive Games Scoring Field Goals by Opponent	3 2000
	2001-03
Most Safeties	0
Most Safeties by Opponent	0

BALTIMORE RAVENS TEAM POSTSEASON RECORDS

FIRST DOWNS

Most First Downs

20 (1/13/02 at Mia.) - WC

Fewest First Downs

6 (1/7/01 at Ten.) - D

7 (1/20/02 at Pit.) - D

Most First Downs by Opponent

23 (1/7/01 at Ten.) - D

21 (1/20/02 at Pit.) - D

Fewest First Downs by Opponent

9 (12/31/00 vs. Den.) - WC

(1/13/02 at Mia.) - WC

Most First Downs Rushing

12 (1/13/02 at Mia.) - WC

Fewest First Downs Rushing

0 (1/20/02 at Pit.) - D

1 (1/3/04 vs. Ten.) - WC

2 (1/7/01 at Ten.) - D

Most First Downs Rushing by Opponent

11 (1/7/01 at Ten.) - D

(1/20/02 at Pit.) - D

Fewest First Downs Rushing by Opponent

1 (12/31/00 vs. Den.) - WC

(1/13/02 at Mia.) - WC

Most First Downs Passing

11 (1/3/04 vs. Ten.) - WC

7 (12/31/00 vs. Den.) - WC

(1/13/02 at Mia.) - WC

Fewest First Downs Passing

4 (1/7/01 at Ten.) - D

Most First Downs Passing by Opponent

10 (1/7/01 at Ten.) - D

Fewest First Downs Passing by Opponent

6 (1/28/01 at NYG) - SB

(1/13/02 at Mia.) - WC

(1/3/04 vs. Ten.) - WC

Most First Downs by Penalty

2 (1/7/01 at Ten.) - D

1 5 times, last (1/20/02 at Pit.) - D

Fewest First Downs by Penalty

0 (1/7/01 at Ten.) - D

(1/3/04 vs. Ten.) - WC

Most First Downs by Penalty by Opponent

3 (1/28/01 at NYG) - SB

Fewest First Downs by Penalty by Opponent

0 3 times, last (1/3/04 vs. Ten.) - WC

NET YARDS

Most Total Net Yards (Rushing and Passing)

347 (1/13/02 at Mia.) - WC

Fewest Total Net Yards (Rushing and Passing)

134 (1/7/01 at Ten.) - D

Most Total Net Yards by Opponent

(Rushing and Passing)

324 (1/3/04 vs. Ten.) - WC

Fewest Total Net Yards by Opponent

(Rushing and Passing)

151 (1/13/02 at Mia.) - WC

152 (1/28/01 at NYG) - SB

177 (12/31/00 vs. Den.) - WC

191 (1/14/01 at Oak.) - A

Most Consecutive Games, 300 or More Yards Gained

None



C Mike Flynn, the heart and soul of the offensive line, is flanked on the left by G Edwin Mulitalo. The line gave the Ravens' offense a big boost in 2003, establishing the league's leading rushing attack with 2,669 yards.

RECORDS

BALTIMORE RAVENS TEAM POSTSEASON RECORDS

RUSHING

Most Rushing Attempts

50 (1/13/02 at Mia.) - WC
46 (1/14/01 at Oak.) - A

Fewest Rushing Attempts

11 (1/20/02 at Pit.) - D

Most Rushing Attempts by Opponent

49 (1/20/02 at Pit.) - D

Fewest Rushing Attempts by Opponent

15 (1/13/02 at Mia.) - WC

Most Yards Gained Rushing

226 (1/13/02 at Mia.) - WC

Fewest Yards Gained Rushing

22 (1/20/02 at Pit.) - D

Most Yards Gained Rushing by Opponent

165 (1/3/04 vs. Ten.) - WC

Fewest Yards Gained Rushing by Opponent

24 (1/14/01 at Oak.) - A

Highest Average Gain, Rushing

4.5 (1/13/02 at Mia.) - WC - 50 for 226 yards
3.4 (1/28/01 at NYG) - SB - 33 for 111 yards

Lowest Average Gain, Rushing

2.0 (1/20/02 at Pit.) - D - 11 for 22 yards
2.1 (1/7/01 at Ten.) - D - 23 for 49 yards

Highest Average Gain, Rushing by Opponent

4.1 (1/28/01 at NYG) - SB - 16 for 66 yards
1/3/04 vs. Ten.) - WC - 40 for 165 yards

Lowest Average Gain, Rushing by Opponent

1.4 (1/14/01 at Oak.) - A - 17 for 24 yards

Most Touchdowns Rushing

2 (12/31/00 vs. Den.) - WC

Fewest Touchdowns Rushing

0 (1/14/01 at Oak.) - A
1/3/04 vs. Ten.) - WC

Most Touchdowns Rushing by Opponent

2 (1/20/02 at Pit.) - D

Fewest Touchdowns Rushing by Opponent

0 (12/31/00 vs. Den.) - WC
1/14/01 at Oak.) - A
1/28/01 at NYG) - SB
1/13/02 at Mia.) - WC

PASSING

Most Passing Attempts

37 (1/20/02 at Pit.) - D
(1/3/04 vs. Ten.) - WC

Fewest Passing Attempts

15 (12/31/00 vs. Den.) - WC

Most Passing Attempts by Opponent

47 (1/7/01 at Ten.) - D

Fewest Passing Attempts by Opponent

22 (1/20/02 at Pit.) - D

Most Pass Completions

20 (1/3/04 vs. Ten.) - WC

Fewest Pass Completions

5 (1/7/01 at Ten.) - D

Most Pass Completions by Opponent

25 (1/7/01 at Ten.) - D

Fewest Pass Completions by Opponent

12 (1/20/02 at Pit.) - D

Most Yards Gained, Passing

214 (1/3/04 vs. Ten.) - WC

Fewest Yards Gained, Passing

117 (1/7/01 at Ten.) - D

Most Yards Gained, Passing by Opponent

195 (1/7/01 at Ten.) - D

Fewest Yards Gained, Passing by Opponent

112 (1/28/01 at NYG) - SB

Most Times Sacked Attempting to Pass

3 (1/7/01 at Ten.) - D
1/28/01 at NYG) - SB
1/20/02 at Pit.) - D

Fewest Times Sacked Attempting to Pass

1 (1/13/02 at Mia.) - WC

Most Times Opponents Sacked Attempting to Pass

5 (12/31/00 vs. Den.) - WC

Fewest Times Opponents Sacked Attempting to Pass

0 (1/3/04 vs. Ten.) - WC

Highest Completion Percentage

66.7 (1/13/02 vs. Mia.) - WC - 12 of 18

Highest Completion Percentage by Opponent

60.9 (1/3/04 vs. Ten.) - WC - 14 of 23

Most Touchdowns Passing

1 - 5 times, last (1/3/04 vs. Ten.) - WC

Most Touchdowns Passing by Opponent

1 (1/20/02 at Pit.) - D
1/3/04 vs. Ten.) - WC

Most Passes Had Intercepted

3 (1/20/02 at Pit.) - D

BALTIMORE RAVENS TEAM POSTSEASON RECORDS

PUNTING

Most Punts

10 (12/31/00 vs. Den.) - WC
(1/28/01 at NYG) - SB

Fewest Punts

4 (1/13/02 at Mia.) - WC

Most Punts by Opponent

11 (1/28/01 at NYG) - SB

Fewest Punts by Opponent

5 (1/7/01 at Ten.) - D
(1/13/02 at Mia.) - WC

Highest Punting Average

48.8 (1/3/04 vs. Ten.) - WC

Lowest Punting Average

27.6 (1/7/01 at Ten.) - D

Highest Punting Average by Opponent

47.4 (1/13/02 at Mia.) - WC

Lowest Punting Average by Opponent

37.8 (1/7/01 at Ten.) - D

PUNT RETURNS

Most Punt Returns

4 (12/31/00 vs. Den.) - WC

Fewest Punt Returns

1 (1/7/01 at Ten.) - D

Most Punt Returns by Opponent

6 (1/3/04 vs. Ten.) - WC

Fewest Punt Returns by Opponent

2 (1/7/01 at Ten.) - D
(1/14/01 at Oak.) - A
(1/13/02 at Mia.) - WC

Most Fair Catches

4 (1/28/01 at NYG) - SB

Most Fair Catches by Opponent

3 (1/28/01 at NYG) - SB

Most Yards, Punt Returns

99 (1/20/02 at Pit.) - D

Most Yards, Punt Returns by Opponent

70 (1/3/04 vs. Ten.) - WC

Highest Average, Punt Returns

33.3 (1/20/02 at Pit.) - D

Lowest Average, Punt Returns

1.0 (1/3/04 vs. Ten.) - WC

Highest Average, Punt Returns by Opponent

13.4 (1/20/02 at Pit.) - D

Lowest Average, Punt Returns by Opponent

2.5 (1/7/01 at Ten.) - D

Most Touchdowns on Punt Returns

1 (1/20/02 at Pit.) - D

Most Touchdowns on Punt Returns by Opponent

0

Most Touchdowns on Punt Returns, Both Teams

1 (1/20/02 at Pit.) - D - Bal. (1), Pit. (0)

KICKOFF RETURNS

Most Kickoff Returns

6 (1/20/02 at Pit.) - D

Fewest Kickoff Returns

2 (12/31/00 vs. Den.) - WC
(1/14/01 at Oak.) - A
(1/28/01 at NYG) - SB
(1/13/02 at Mia.) - WC

Most Kickoff Returns by Opponent

7 (1/28/01 at NYG) - SB

Fewest Kickoff Returns by Opponent

3 (12/31/00 vs. Den.) - WC
(1/20/02 at Pit.) - D

Most Yards, Kickoff Returns

115 (1/20/02 at Pit.) - D

Fewest Yards, Kickoff Returns

22 (1/13/02 at Mia.) - WC

Most Yards, Kickoff Returns by Opponent

171 (1/28/01 at NYG) - SB

Fewest Yards, Kickoff Returns by Opponent

43 (12/31/00 vs. Den.) - WC

Most Yards, Kickoff Returns, Both Teams

282 (1/28/01) - SB (Bal. 111, NYG 171)

Highest Average, Kickoff Returns

55.5 (1/28/01 at NYG) - SB

Lowest Average, Kickoff Returns

11.0 (1/13/02 at Mia.) - WC

Highest Average, Kickoff Returns by Opponent

24.4 (1/28/01 at NYG) - SB

Lowest Average, Kickoff Returns by Opponent

13.8 (1/7/01 at Ten.) - D

Most Touchdowns on Kickoff Returns

1 (1/28/01 at NYG) - SB

Most Touchdowns on Kickoff Returns by Opponent

1 (1/28/01 at NYG) - SB

Most Touchdowns on Kickoff Returns, Both Teams

*2 (1/28/01 at NYG) - SB - Bal. (1), NYG (1)

*NFL Record

BALTIMORE RAVENS TEAM POSTSEASON RECORDS

FUMBLES

Most Fumbles

2 (1/14/01 at Oak.) - A
(1/28/01 at NYG) - SB

Fewest Fumbles

0 (1/7/01 at Ten.) - D

Most Fumbles by Opponent

3 (1/13/02 at Mia.) - WC
(1/20/02 at Pit.) - D

Fewest Fumbles by Opponent

0 (12/31/00 vs. Den.) - WC
(1/7/01 at Ten.) - D
(1/3/04 vs. Ten.) - WC

Most Fumbles Lost

1 (1/14/01 at Oak.) - A
(1/13/02 at Mia.) - WC
(1/20/02 at Pit.) - D

Fewest Fumbles Lost

0 4 (last time 1/3/04 vs. Ten.) - WC

Most Fumbles Lost by Opponent

2 (1/13/02 at Mia.) - WC

Fewest Fumbles Lost by Opponent

0 4 (last time 1/3/04 vs. Ten.) - WC

Most Fumbles Recovered, Own and Opponents

3 (1/28/01 at NYG) - SB

Fewest Fumbles Recovered, Own and Opponents

0 (1/7/01 at Ten.) - D
(1/3/04 vs. Ten.) - WC

Most Fumbles Recovered, Own

2 (1/28/01 at NYG) - SB

Most Fumbles Recovered, Opponents

2 (1/13/02 at Mia.) - WC

Most Touchdowns, Fumbles Recovered, Own and Opponents

0

Most Touchdowns, Own Fumbles Recovered

0

Most Touchdowns, Opponents Fumbles Recovered

0

TURNOVERS

Most Turnovers Lost

4 (1/20/02 at Pit.) - D

Fewest Turnovers Lost

0 (12/31/00 vs. Den.) - WC
(1/7/01 at Ten.) - D

Most Turnovers Lost by Opponent

5 (1/14/01 at Oak.) - A
(1/28/01 at NYG) - SB

Fewest Turnovers Lost by Opponent

1 (12/31/00 vs. Den.) - WC
(1/7/01 at Ten.) - D
(1/20/02 at Pit.) - D

Most Turnovers Lost, Both Teams

7 (1/14/01 at Oak.) - A
Bal. 2, Oak. 5

Most Touchdowns by Ravens off Turnovers Lost by Opponent

1 (1/7/01 at Ten.) - D
(1/28/01 at NYG) - SB
(1/3/04 vs. Ten.) - WC

Most Touchdowns by Opponent off Ravens Turnovers Lost

0



When S Will Demps intercepted Steve McNair's pass in the Wild Card game vs. Tennessee (1/3/04) and ran 56 yards for a TD, most Ravens fans thought Baltimore was on track to its 5th consecutive win. But, it wasn't to be. With 29 seconds remaining in regulation and the score tied at 17, the Titans' Gary Anderson kicked a 46-yard FG to take the win and earn the right to extend the postseason.

BALTIMORE RAVENS TEAM POSTSEASON RECORDS

PENALTIES

Fewest Penalties

4 (12/31/00 vs. Den.) - WC

Most Penalties

10 (1/14/01 at Oak.) - A

Fewest Penalties by Opponent

5 (1/14/01 at Oak.) - A
(1/20/02 at Pit.) - D

Most Penalties by Opponent

6 5 (last time 1/3/04 vs. Ten.) - WC

Fewest Penalties, Both Teams

10 (12/31/00 Bal. 4 vs. Den. 6) - WC

Most Penalties, Both Teams

15 (1/14/01 Bal. 10 at Oak. 5) - A
(1/28/01 Bal. 9 at NYG 6) - SB

Fewest Yards Penalized

30 (12/31/00 vs. Den.) - WC

Most Yards Penalized

95 (1/14/01 at Oak.) - A

Fewest Yards Opponent Penalized

27 (1/28/01 at NYG) - SB

Most Yards Opponent Penalized

55 (1/7/01 at Ten.) - D
(1/3/04 vs. Ten.) - WC

Fewest Yards Penalized, Both Teams

63 (12/31/00 Bal. 30 vs. Den. 33) - WC

Most Yards Penalized, Both Teams

131 (1/14/01 Bal. 95 at Oak. 36) - A

INTERCEPTIONS

Most Interceptions By Defense

4 (1/14/01 at Oak.) - A
(1/28/01 at NYG) - SB

Fewest Interceptions By Defense

1 (12/31/00 vs. Den.) - WC
(1/7/01 at Ten.) - D
(1/13/02 at Mia.) - WC
(1/20/02 at Pit.) - D

Most Interceptions By Opponent Defense

3 (1/20/02 at Pit.) - D

Fewest Interceptions By Opponent Defense

0 (12/31/00 vs. Den.) - WC
(1/7/01 at Ten.) - D
(1/28/01 at NYG) - SB
(1/13/02 at Mia.) - WC

Most Consecutive Games With Interceptions By Defense

7 (12/31/00 vs. Den.) - WC through
(1/3/04 vs. Ten.) - WC

Most Consecutive Games With Interceptions By Opponent Defense

2 (1/20/02 at Pit.) - D through
(1/3/04 vs. Ten.) - WC

Most Interception Yards By Defense

79 (1/3/04 vs. Ten.) - WC

Fewest Interception Return Yards By Ravens

4 (12/31/00 vs. Den.) - WC

Most Interception Yards By Opponent Defense

51 (1/20/02 at Pit.) - D

Most Touchdowns on Interceptions By Defense


1 (1/7/01 at Ten.) - D
(1/28/01 at NYG) - SB
(1/3/04 vs. Ten.) - WC

Most Touchdowns on Interceptions By Opponent Defense

0

Most Touchdowns on Interceptions, Both Teams

1 (1/7/01 Bal. 1 at Ten. 0) - D
(1/28/01 Bal. 1 at NYG 0) - SB
(1/3/04 Bal. 1 vs. Ten. 0) - WC



CB Chris McAlister was 3rd on the team in 2003 with 3 INTs, 1 for a TD at Arizona. No team has scored a TD on an INT return against the Ravens in the postseason. Baltimore has scored 3: against Tennessee and vs. the NY Giants in its Super Bowl run in 2000, and Will Demps against the Titans in 2003.

OPPONENTS BEST GAMES

SCORING

Most Points

- 18 Ed McCaffrey 10/20/96 at Den. (3 TDs)
- Tony Martin 9/28/97 at SD (3 TDs)
- Karim Abdul-Jabbar 10/19/97 vs. Mia. (3 TDs)
- Mike Hollis 9/10/00 vs. Jax. (5 FGs, 3 PATs)
- Jimmy Smith 9/10/00 vs. Jax. (3 receiving)
- Deuce McAllister 12/8/02 vs. NO (3 rushing)

Most Touchdowns

- 3 Ed McCaffrey 10/20/96 at Den. (3 receiving)
- Tony Martin 9/28/97 at SD (3 receiving)
- Karim Abdul-Jabbar 10/19/97 vs. Mia. (3 rush)
- Jimmy Smith 9/10/00 vs. Jax. (3 receiving)
- Deuce McAllister 12/8/02 vs. NO (3 rush)

Most PATs Attempted

- 6 Jason Elam 10/20/96 at Den.
- Norm Johnson 10/5/97 vs. Pit.
- Mike Hollis 11/1/98 vs. Jax.

Most PATs Made

- 6 Jason Elam 10/20/96 at Den.
- Norm Johnson 10/5/97 vs. Pit.
- Mike Hollis 11/1/98 vs. Jax.

Most FGs Attempted

- 6 Gary Anderson 12/13/98 vs. Min.
- 5 Jon Hall 11/2/97 at NYJ
- Mike Hollis 11/30/97 at Jax.
- Mike Vanderjagt 10/13/02 at Ind.

Most FGs Made

- 6 Gary Anderson 12/13/98 vs. Min.
- 5 Mike Hollis 11/30/97 at Jax.
- Mike Vanderjagt 10/13/02 at Ind.

Longest FG Attempted

- 60 John Hall 9/13/98 at NYJ
- 57 Mike Vanderjagt 10/13/02 at Ind.
- 53 Mike Vanderjagt 11/29/98 vs. Ind.
- 52 Norm Johnson 11/9/97 at Pit.
- Mike Vanderjagt 11/29/98 vs. Ind.
- Olindo Mare 11/16/03 at Mia.

Longest FG Made

- 53 Mike Vanderjagt 11/29/98 vs. Ind.
- 52 Norm Johnson 11/9/97 at Pit.
- Olindo Mare 11/16/03 at Mia.
- 51 Jeff Wilkins 9/12/99 at STL
- Adam Vinatieri 1/2/00 at NE

RUSHING

Most Rushing Attempts

- 36 Ricky Williams 11/16/03 at Mia.
- 32 Deuce McAllister 12/8/02 vs. NO
- 31 Lawrence Phillips 10/27/96 vs. STL - OT
- 30 Eddie George 10/11/98 vs. Ten.
- 29 Travis Jersey 10/25/98 at GB

Most Yards Rushing

- 194 Terrell Davis 10/20/96 at Den.
- 192 Marshall Faulk 11/29/98 vs. Ind.
- 163 James Allen 12/20/98 at Chi.
- 151 Fred Taylor 10/20/02 vs. Jax.
- 137 Jerome Bettis 10/5/97 vs. Pit.

Highest Rushing Average (min. 7 carries)

- 11.3 Marshall Faulk 11/29/98 vs. Ind.

Longest Rush From Scrimmage

- 74t Kordell Stewart 10/5/97 vs. Pit.
- 71t Terrell Davis 10/20/96 at Den.
- 68t Marshall Faulk 11/29/98 vs. Ind.
- 57 James Allen 12/20/98 at Chi.

Most Rushing Touchdowns

- 3 Karim Abdul-Jabbar 10/19/97 vs. Mia.
- Deuce McAllister 12/8/02 vs. NO

PASSING

Most Passing Attempts

- 69 Vinny Testaverde 12/24/00 vs. NYJ
- 55 Randall Cunningham 12/13/98 vs. Min.
- 53 Brian Griese 9/30/02 vs. Den.
- 50 Mark Brunell 9/10/00 vs. Jax.

Most Pass Completions

- 36 Vinny Testaverde 12/24/00 vs. NYJ
- 35 Brian Griese 9/30/02 vs. Den.
- 32 Randall Cunningham 12/13/98 vs. Min.
- 28 6 (last time, Drew Brees 9/21/03 at SD)

Most Yards Passing

- 481 Vinny Testaverde 12/24/00 vs. NYJ
- 386 Mark Brunell 9/10/00 vs. Jax.
- 376 Mark Brunell 9/20/98 at Jax.
- 358 Stan Humphries 9/28/97 at SD
- 357 Peyton Manning 11/29/98 vs. Ind.

Highest Completion Percentage

- 83.9 Elvis Grbac 11/17/96 at SF (26-31)
- 83.3 Rob Johnson 8/31/97 vs. Jax. (20-24)
- 79.4 Brett Favre 10/14/01 at GB (27-34)

Longest Completion

- 90t Kordell Stewart to Bobby Shaw,
- 12/16/01 vs. Pit.

- 82t Jon Kitna to Chad Johnson
- 10/19/03 at Cin.

- 78t Mark Brunell to Fred Taylor,
- 9/20/98 at Jax.

- 77t Boomer Esiason to Darnay Scott,
- 12/21/97 at Cin.

- 72t Stan Humphries to Tony Martin,
- 9/28/97 at SD
- Mark Brunell to Jimmy Smith
- 9/20/98 at Jax.

Most Touchdown Passes

- 5 Matt Hasselbeck 11/23/03 vs. Sea.
- 4 Drew Bledsoe 10/6/96 vs. NE

Most Interceptions Thrown

- 4 Jeff Garcia 11/30/03 vs. SF
- 3 16 times by 14 different players (last time
- Tommy Maddox 12/28/03 vs. Pit.)

OPPONENTS BEST GAMES

RECEIVING

Most Receptions

- 15 Jimmy Smith 9/10/00 vs. Jax.
- 12 Derrick Mason 11/12/01 at Ten.
- Marvin Harrison 10/13/02 at Ind.
- 11 Isaac Bruce 10/27/96 vs. STL - OT
- Cris Carter 12/13/98 vs. Min.
- Peter Warrick 12/7/03 vs. Cin.
- Richie Anderson 12/24/00 vs. NYJ

Highest Average Gain Per Reception (min. 3)

- 38.8 Tony Martin 9/28/97 at SD (4-155)
- 26.0 Chad Johnson 10/19/03 at Cin. (5-130)
- 24.7 Jimmy Smith 11/10/96 vs. Jax. (3-74)

Longest Receptions

(see passing - longest completion, previous page)

Most Receiving Yards

- 291 Jimmy Smith 9/10/00 vs. Jax.
- 229 Isaac Bruce 10/27/96 vs. STL - OT
- 165 Dennis Northcutt 10/6/02 at Cle.
- 164 Plaxico Burress 12/16/01 vs. Pit.
- 162 Yancey Thigpen 10/5/97 vs. Pit.

Most Touchdown Receptions

- 3 Ed McCaffrey 10/20/96 at Den.
- Tony Martin 9/28/97 at SD
- Jimmy Smith 9/10/00 vs. Jax.

INTERCEPTIONS

Most Interceptions

- 3 Anthony Henry 11/18/01 vs. Cle.

Most Interception Return Yardage

- 97 Derrick Brooks 9/15/02 vs. TB (1 TD ret.)
- 87 Perry Phenix 11/12/00 at Ten. (1 TD ret.)
- 68 Jeff Herrod 10/13/96 at Ind. (1 ret.)
- 66 Takeo Spikes 9/23/01 at Cin. (1 ret.)

Highest Average on Int. Return Yardage (min. 2)

- 29.5 James Hasty 10/21/99 vs. KC (2-59)
- Jerametrius Butler 11/9/03 at STL (2-59)

Longest Interception Return

- 97t Derrick Brooks 9/15/02 vs. TB
- 87t Perry Phenix 11/12/00 at Ten.
- 68t Jeff Herrod 10/23/01 at Ind.
- 66t Takeo Spikes 9/23/01 at Cin.

Touchdowns

- 1 12 times, last time Derrick Brooks 9/15/02 vs. TB

QB SACKS

Most QB Sacks

- 3 6 times, last by Reinard Wilson 12/23/01 vs. Cin.

Most QB Sack Yardage

- 25 Kevin Carter 10/27/96 vs. STL - OT (2 sacks)

PUNTING

Most Punts

- 11 Tommy Barnhardt 12/19/99 vs. NO
- 10 Darren Bennett 11/15/98 at SD
- Chris Gardocki 9/26/99 vs. Cle.
- Chris Gardocki 11/26/00 vs. Cle.
- Craig Hentrich 10/7/01 vs. Ten.

Most Punting Yardage

- 491 Chris Gardocki 11/26/00 vs. Cle. (10 punts)
- 447 Chris Gardocki 9/26/99 vs. Cle. (10 punts)

Highest Punting Average (3 punts)

- 52.8 Lee Johnson 9/7/97 vs. Cin. (4 punts)

Longest Punt

- 69 Craig Hentrich 12/6/98 at Ten.
- Hunter Smith 10/13/02 at Ind.
- 68 Jason Baker 9/28/03 vs. KC

Most Punts Inside 20

- 8 Bryan Barker 11/14/99 at Jax.

PUNT RETURNS

Most Punt Returns

- 6 7 times, last time, Nate Jacquet 1/7/02 vs. Min.

Most Punt Return Yardage

- 117 Leon Johnson 11/2/97 at NYJ - OT

Highest Punt Return Average (3 returns)

- 25.0 Roell Preston 10/25/98 at GB (4 returns)

Longest Punt Return

- 86t Craig Yeast 11/21/99 at Cin.
- 71t Roell Preston 10/25/98 at GB

Touchdowns

- 1 Roell Preston 10/25/98 at GB (71 yards)
- Craig Yeast 11/21/99 at Cin. (86 yards)
- Karl Williams 9/15/02 vs. TB (56 yards)

KICKOFF RETURNS

Most Kickoff Returns

- 8 Terrence Wilkins 12/2/01 vs. Ind.

Most Kickoff Return Yardage

- 228 Brandon Bennett 11/10/02 vs. Cin. (6 ret.)
- 189 Tremain Mack 9/27/98 vs. Cin. (6 ret.)
- 173 Terrence Wilkins 12/2/01 vs. Ind.

Highest Kickoff Return Average (3 returns)

- 43.0 Will Blackwell 10/5/97 vs. Pit. (3-129)

Longest Kickoff Return

- 97t Will Blackwell 10/5/97 vs. Pit.
- Tremain Mack 9/27/98 vs. Cin.
- Dante Hall 9/28/03 vs. KC
- 94t Brandon Bennett 11/10/02 vs. Cin.

Touchdowns

- 1 Will Blackwell 10/5/97 vs. Pit. (97 yards)
- Tremain Mack 9/27/98 vs. Cin. (97 yards)
- David Palmer 12/13/98 vs. Min. (89 yards)
- Brandon Bennett 11/10/02 vs. Cin. (94 yards)
- Dante Hall 9/28/03 vs. KC (97 yards)

BALTIMORE PRO FOOTBALL RECORDS

Note: The following records reflect the performances of players on 2 professional football teams in Baltimore's past, plus the current NFL Ravens: The Baltimore Colts of the NFL, a team that played in Memorial Stadium from 1953-83; and the initial Colts franchise, which played in the All-American Football Conference from 1947-49, and then in the NFL in 1950. That franchise existed in 1950, but disbanded following that season. This set of statistics is not officially recognized by the NFL, but is meant to honor the players and teams that represented the citizens of Baltimore for so many years; plus, give a historical perspective to Baltimore pro football history.

SCORING

1949-60 - 12 GAMES

1947-48; 1961-77 - 14 GAMES

1978-83; 1996-2003 - 16 GAMES

Most Points Scored

Career

884	Matt Stover (1996-2003)
678	Lenny Moore (1956-67)
586	Lou Michaels (1965-69)

Season

135	Matt Stover (2000)
134	Matt Stover (2003)
120	Lenny Moore (1964)
116	Matt Stover (1999)
115	Matt Stover (2001)
112	Raul Allegre (1983)
110	Matt Stover (1997)
109	Toni Linhart (1976)
106	Lou Michaels (1967)

Game

24	Lenny Moore (vs. Chi., 10/4/58)
	Lenny Moore (vs. LA Rams, 10/16/60)
	Lenny Moore (vs. Min., 10/1/61)
	Lydell Mitchell (vs. Buf., 10/12/75)
	Marcus Robinson (vs. Sea., 11/23/03)

Most Touchdowns

Career

113	Lenny Moore (1956-67 - includes 1 FR)
68	Raymond Berry (1956-67)
57	Tom Matte (1961-72)

Season

20	Lenny Moore (1964)
15	Lenny Moore (1961)
15	Lydell Mitchell (1975)
14	Lenny Moore (1958)
	Raymond Berry (1959)
	Michael Jackson (1996)
	Jamal Lewis (2003)

Game

4	Lenny Moore (10/4/58 vs. Chi.)
	Lenny Moore (10/16/60 vs. LA)
	Lenny Moore (10/1/61 vs. Min.)
	Lydell Mitchell (10/12/75, vs. Buf.)
	Marcus Robinson (11/23/03, vs. Sea.)

Most Field Goals

Career

213	Matt Stover (1996-2002)
107	Lou Michaels (1964-69)
72	Toni Linhart (1974-79)

Season

35	Matt Stover (2000)
33	Matt Stover (2003)
30	Raul Allegre (1983)
	Matt Stover (2001)
28	Matt Stover (1998)

Game

5	Lou Michaels (9/25/66 vs. SF)
	Raul Allegre (10/30/83 at Phi.)
	Matt Stover (9/21/97 at Ten.)
	Matt Stover (12/26/99 vs. Cin.)
	Matt Stover (10/8/00 vs. Jax.)

Most Consecutive Field Goals Made

22	Matt Stover (8th in 1999 through 3rd in 2000)
18	Matt Stover (1st in 2001 through 11th in 2001)

Highest Career Field Goal Percentage

(Min. 30 attempts)

85.7	Raul Allegre (1983, 30/35)
82.8	Matt Stover (1996-2003, 213/257)
60.5	Toni Linhart (1974-79, 72/119)

Longest Field Goal Made

58	Dan Miller (12/26/82 at SD)
56	Bert Rechichar (9/27/53 vs. Chi.)
	Wade Richey (9/14/03 vs. Cle.)

RUSHING

1949-60 - 12 GAMES

1947-48; 1961-77 - 14 GAMES

1978-83; 1996-2003 - 16 GAMES

Most Rushing Attempts

Career

1,391	Lydell Mitchell (1972-77)
1,200	Tom Matte (1961-72)
1,069	Lenny Moore (1956-67)
1,004	Jamal Lewis (2000, 2002-03)

Season

387	Jamal Lewis (2003)
309	Jamal Lewis (2000)
308	Jamal Lewis (2002)
301	Lydell Mitchell (1977)
289	Lydell Mitchell (1976, 1975)

Game

40	Lydell Mitchell (10/20/74 at NYJ, 156 yds.)
36	Bam Morris (10/26/97 at Was., 176 yds.)
	Priest Holmes (11/22/98 at Cin., 227 yds.)
35	Lydell Mitchell (12/9/73 vs. Mia., 104 yds.)
	Jay Graham (11/16/97 vs. Phi. - OT, 154 yds.)

Most Rushing Yardage

Career

5,487	Lydell Mitchell (1972-77)
5,174	Lenny Moore (1956-67)
4,757	Jamal Lewis (2000, 2002-03)
4,646	Tom Matte (1961-72)

BALTIMORE PRO FOOTBALL RECORDS

Season

2,066	Jamal Lewis (2003)
1,364	Jamal Lewis (2000)
1,327	Jamal Lewis (2002)
1,200	Lydell Mitchell (1976)
1,193	Lydell Mitchell (1975)

Game

*295	Jamal Lewis (9/14/03 vs. Cle.)
227	Priest Holmes (11/22/98 at Cin.)
205	Jamal Lewis (12/21/03 at Cle.)
198	Norm Bulaich (9/19/71 vs. NYJ)
194	Alan Ameche (9/25/55 vs. Chi.)

Most Touchdowns Rushing

Career

63	Lenny Moore (1956-67)
45	Tom Matte (1961-72)
40	Alan Ameche (1955-60)

Season

16	Lenny Moore (1964)
14	Jamal Lewis (2003)
11	Tom Matte (1969)
	Lydell Mitchell (1975)
	Curtis Dickey (1980)

Game

3	Alan Ameche (10/13/57 vs. GB)
	Lenny Moore (10/16/60 vs. LA)
	Tom Matte (12/29/68 at Cle.)

Tom Matte (11/2/69 vs. Was.)
Don McCauley (11/23/75 at Mia.)

Most 100-Yard Games

Career

22	Jamal Lewis (2000-2003)
16	Lydell Mitchell (1972-77)
7	Alan Ameche (1955-60)
	Priest Holmes (1997-2000)

Season

12	Jamal Lewis (2003)
5	Jamal Lewis (2002)
	Jamal Lewis (2000)
	Lydell Mitchell (1975)

Longest Run From Scrimmage

96f	Jim Spavital (11/6/50, vs. GB)
82f	Jamal Lewis (9/14/03 vs. Cle.)
80f	Tom Matte (10/12/64, vs. STL)
79f	Alan Ameche (9/25/55 vs. Chi.)
	Lenny Moore (10/28/56)

RECEIVING

1949-60 - 12 GAMES

1947-48; 1961-77 - 14 GAMES

1978-83; 1996-2003- 16 GAMES

Most Pass Receptions

Career

631	Raymond Berry (1955-67)
363	Lenny Moore (1956-67) (RB)
333	Don McCauley (1971-81) (RB)

Season

82	Joe Washington (1979) (RB)
76	Michael Jackson (1996)
75	Raymond Berry (1961)
74	Raymond Berry (1960)
	Qadry Ismail (2001)

Game

13	Joe Washington (9/2/79 at KC)
	Lydell Mitchell (12/15/74 vs. NYJ)
	Priest Holmes (10/11/98 vs. Ten.)
12	Raymond Berry (11/10/57 at Was.)
	Raymond Berry (12/28/58 at NYG)
	Lydell Mitchell (11/28/76 vs. NYJ)

Most Consecutive Games - Pass Receptions

43	Lenny Moore (11/10/57 at Was. through 12/18/60 at SF)
38	Raymond Berry (12/28/58 at NYG through 10/1/61 vs. Min.)
37	Jimmy Orr (10/20/63 at Det. through 12/12/65 vs. GB)

Most Receiving Yardage

Career

9,275	Raymond Berry (1955-67)
6,039	Lenny Moore (1956-67)
5,859	Jimmy Orr (1961-70)

Season

1,298	Raymond Berry (1960)
1,201	Michael Jackson (1996)
1,112	Roger Carr (1976)
1,105	Qadry Ismail (1999)
1,099	Derrick Alexander (1996)

Game

258	Qadry Ismail (12/12/99 at Pit.)
224	Raymond Berry (11/10/57 at Was.)
210	Roger Carr (10/24/76 at NYJ)

Most Touchdown Receptions

Career

58	Raymond Berry (1955-67)
50	Jimmy Orr (1961-70)
48	Lenny Moore (1956-67)

Season

14	Raymond Berry (1959)
	Michael Jackson (1996)
11	Jimmy Orr (1962)
	Roger Carr (1976)

Game

4	Marcus Robinson (11/23/03 vs. Sea.)
3	Jim Mutscheller (10/13/57 vs. GB at Mil.)
	Raymond Berry (10/30/60 at Dal.)
	Raymond Berry (11/26/60 at GB)
	Jimmy Orr (12/8/62 vs. Was.)
	Jimmy Orr (10/4/64 vs. LA)
	Roger Carr (9/19/76 vs. Cin.)
	Michael Jackson (12/22/96 vs. Hou.)
	Qadry Ismail (12/12/99 at Pit.)

Most Consecutive Games, Touchdown Receptions

5	Raymond Berry (11/15/59, vs. GB at Mil. through 12/25/59 at LA)
	Jimmy Orr (12/2/62 at Det. through 9/22/63 at SF)
	Michael Jackson (10/20/96 at Den. through 11/17/96 at SF)

*NFL Record

BALTIMORE PRO FOOTBALL RECORDS

Most 100-Yard Receiving Games

Career	
23	Raymond Berry (1955-67)
19	Lenny Moore (1956-67)
18	Jimmy Orr (1961-70)

Season

6	Raymond Berry (1960)
5	Lenny Moore (1958)
4	Raymond Berry (1958)
	Raymond Berry (1959)
	Lenny Moore (1959)
	Lenny Moore (1960)
	Jimmy Orr (1962)
	Michael Jackson (1996)

Longest Reception

92	Derrick Alexander from Eric Zeier (12/7/97 vs. Sea.)
90t	Roger Carr from Bert Jones (11/16/75 vs. NYJ)
89t	John Mackey from John Unitas (10/30/66 at LA)
	Roger Carr from Bert Jones (11/9/75 at Buf.)
88t	Tom Matte from John Unitas (9/17/67 vs. Atl.)
86t	Michael Jackson from Vinny Testaverde (12/22/96 vs. Hou.)

PASSING

1949-60 - 12 GAMES

1947-48; 1961-77 - 14 GAMES

1978-83; 1996-2000 16 GAMES

Most Pass Attempts

Career	
5,110	John Unitas (1956-72)
2,464	Bert Jones (1973-81)
1,019	Vinny Testaverde (1996-97)
893	Y.A. Tittle (1948-50)

Season

549	Vinny Testaverde (1996)
470	Vinny Testaverde (1997)
467	Elvis Grbac (2001)
459	Greg Landry (1979)
446	Bert Jones (1980)

Game

63	Elvis Grbac (9/23/01 at Cin.)
53	Bert Jones (12/15/74 vs. NYJ)
51	Vinny Testaverde (10/27/96 vs. STL - OT)
50	Vinny Testaverde (11/24/96 vs. Jax. - OT)
	Jeff Blake (10/27/02 vs. Pit.)
49	Greg Landry (12/2/79 at NYJ)

Most Pass Completions

Career	
2,796	John Unitas (1956-72)
1,382	Bert Jones (1973-81)
596	Vinny Testaverde (1996-97)
470	Y.A. Tittle (1948-50)

Season

325	Vinny Testaverde (1996)
271	Vinny Testaverde (1997)
270	Greg Landry (1979)
265	Elvis Grbac (2001)
255	John Unitas (1967)

Game

36	Bert Jones (12/15/74 vs. NYJ)
33	Elvis Grbac (9/23/01 at Cin.)
32	Vinny Testaverde (10/19/97 vs. Mia.)
31	Vinny Testaverde (10/27/96 vs. STL - OT)
	Vinny Testaverde (11/24/96 vs. Jax. - OT)

Highest Completion Percentage

Season (min. 192)	
60.4	Bert Jones (1976)
59.3	Trent Dilfer (2000)
59.2	Vinny Testaverde (1996)
59.1	Greg Landry (1979)

Most Yards Passing

Career	
39,768	John Unitas (1956-72)
17,663	Bert Jones (1973-81)
7,148	Vinny Testaverde (1996-97)
6,615	Y.A. Tittle (1948-50)

Season

4,177	Vinny Testaverde (1996)
3,481	John Unitas (1963)
3,428	John Unitas (1967)

Game

429	Vinny Testaverde (10/27/96 vs. STL - OT)
401	John Unitas (9/17/67 vs. Atl.)
397	John Unitas (11/1/59 vs. Cle.)
385	John Unitas (12/16/62 vs. Min.)

Most Touchdown Passes

Career	
287	John Unitas (1956-72)
122	Bert Jones (1973-81)
51	Vinny Testaverde (1996-97)
47	Earl Morrall (1968-71)

Season

33	Vinny Testaverde (1996)
32	John Unitas (1959)
26	Earl Morrall (1968)

Game

5	Gary Cuozzo (11/14/65 at Min.)
	Tony Banks (9/10/00 vs. Jax.)
4	Anthony Wright (11/23/03 vs. Sea.)

Most Passes Had Intercepted

Career	
246	John Unitas (1956-72)
Season	
24	John Unitas (1960, 1961 and 1966)
Game	

6	Fred Enke (10/18/53 at GB)
5	Fred Enke (11/7/53 at Det.)
	John Unitas (11/26/60 vs. SF)
	John Unitas (10/8/61 at GB)
	John Unitas (11/20/66 at De.)
	Bill Troup (9/10/78 vs. Mia.)

**CHRIS
McALISTER**

**ALL
THE
REAL
S**



GAME DAY




NOTES

BALTIMORE RAVENS GAME DAY



M&T Bank Stadium – It's the most exciting place to be in Baltimore for a Ravens' home game. It just doesn't make sense to be anywhere else! M&T Bank Stadium is located at the south point of Camden Yards and is the crowning jewel of the NFL's premier sports facilities. Baltimore Ravens fans – proud of their Baltimore heritage – enjoy the latest in technology, including state-of-the-art SMARTVISION video screens. Combined with extraordinary amenities, including a stunning view of the city's skyline, the game's excitement brings fans to their feet. With a capacity of 69,084, this aesthetic structure is the home of the Ravens and draws its design from Baltimore's architecture.

Completed in 1998 at an estimated cost of \$220 million, the stadium has 114 suites and 7,900 club seats. HOK architects designed Oriole Park at Camden Yards and M&T Bank Stadium. The latter was completed in less than 2 years and funded through a combination of proceeds generated from the sale of tax-exempt revenue bonds, debt service paid by lottery proceeds and the Ravens.



QUICK STADIUM FACTS:

- ❑ M&T Bank Stadium is 185 ft. high, which is 35 ft. above Oriole Park.
- ❑ The 2 SMARTVISION video screens, located in each end zone, generate 16 million colors and at peak output consume up to 80,000 watts of electricity.
- ❑ M&T Bank Stadium has featured other events: the Army-Navy clash (2000), Maryland vs. Georgia Tech, Salisbury State vs. Frostburg State, and 3 Morgan State games. The 1998 HFStival sold out in under 90 minutes and staged 15 bands, attracting over 90,000 fans. Heavy metal bands like Metallica, Korn, Kid Rock, Powerman 5000 and System of a Down rocked the house. Navy vs. Notre Dame played in 2002, and the NCAA lacrosse tournaments were held in 2003 and 2004.
- ❑ A stone mosaic of piano keys is displayed on the SW plaza sidewalk in recognition of the old Knaabe Piano factory, formerly located on the stadium site.

M&T BANK STADIUM HIGHLIGHTS

VIDEO SCREENS:

- The 2 SMARTVISION video screens, located in each end zone, measuring 100 ft. x 24 ft. are the largest permanent computer-operated video display screens in any sports venue in the world.



- A crew of 25+ people operate the screens from a central control room located on the press level. Some of the dynamic features of the screens include, arguably, the best graphics and game action video in the league, plus network pre-game shows, live game highlights from around the NFL, instant replays, up-to-date scores, statistics and player updates.
- Each screen can be divided into as many as 16 different pictures, augmented by over 1,894 custom-built speakers that produce crystal sound and dynamic, breathtaking special effects.

SIGHTLINES:


- Front-row seating in the lower level is 6 ft. above the playing field, high enough to eliminate any issue with obstructed views. In addition, the front row is only 50 ft. from the playing field sidelines and 20 ft. from the back of the end zones.
- The distinctive upper seating area includes open notches in each corner of the stadium, allowing scenic views of Baltimore. This feature also enables upper-level end zone seating to be moved closer to the playing field.

SEATING:

- With a seating capacity of 69,084, M&T Bank Stadium is substantially larger than its sister baseball stadium to the north. At 1.6 million sq. ft., it is nearly double Oriole Park's size. Seating for the disabled is located in every PSL Zone.
- The 7,900 club seats at M&T Bank Stadium offer extra-wide comfort, plus VIP parking, access to the club lounges serving specialty foods, fully-staffed bars, a concierge, and scenic views of downtown Baltimore.
- Each of the 114 suites at M&T Bank Stadium holds between 20-24 people and features 3 televisions and a private restroom. VIP parking, personal waitstaff service, and many other amenities are available to suite holders.

AMENITIES:

- Extra-wide concourses (44-64 ft.) allow easy people movement. Seven public elevators (4 disabled accessible), ramps, and 2 escalators (to club level) assist the movement of fan traffic.
- There are 55 concessions stands in the upper, lower and club level with great football fare, including delicious Baltimore favorites.



❑ Ravens Team Stores allow fans to purchase all of the latest Ravens' merchandise. For fan convenience, 6 M&T Bank ATMs are located throughout the stadium.

TRANSPORTATION AND STADIUM SITE:

❑ Located at 1101 Russell St., M&T Bank Stadium is surrounded on all sides by the following elevated roadways: I-95 and the Hamburg St. bridge to the north; I-95 and I-395 (plus Light Rail line) to the east; the Ostend St. bridge to the south; and the Russell St. viaduct to the west.

❑ Fans can easily access M&T Bank Stadium using mass transit. The Light Rail has a drop-off point located directly outside of Gate B, and Park-and-Ride shuttles are available from various locations around the greater Baltimore area.

❑ Parking in stadium lots, managed by Central Parking Systems (410) 347-9330, is limited, but downtown lots are available for game day parking a short walk away.

❑ Tailgating fans are welcomed at M&T Bank Stadium. Fans may tailgate in all of the public lots. For Tailgate Lot parking information, call the Ravens' Ticket Office at (410) 261-RAVE (7283).

❑ In October 2002, following the passing of the legendary NFL quarterback, Johnny Unitas, the Ravens named the area near Gate A *Unitas Plaza*. A statue sculpted by artist Frederick Kail was directed and funded by a grass roots group that included donations from the Steve Bisciotti family, the Art Modell family, the Baltimore Orioles, and numerous others. One of the most significant elements of the bronze work is the famous black high tops, Johnny's signature shoe of choice.

❑ Although Unitas Plaza is a great picture-taking area for Baltimoreans and vacationers, PSL season ticket holders also have the opportunity to locate their names etched on the PSL Walls. These names are an integral part of the young history of the Ravens and M&T Bank Stadium. These names are a tribute to the great Ravens' football fans who have supported the team that brought the City of Baltimore and the State of Maryland the NFL World Championship with Super Bowl XXXV in 2000.



M&T BANK STADIUM PARKING



M&T BANK STADIUM SEATING



GAME DAY

IN-GAME ENTERTAINMENT



MASCOTS:

The game day experience at M&T Bank Stadium is designed to offer Ravens fans a festive and colorful atmosphere providing a variety of entertainment and excitement, including 3 mischievous mascots: Edgar, Allan and Poe. These zany triplets (left) were hatched from 1 giant purple-and-gold raven's egg on Aug. 24, 1998. And although the 3 feathery cut-ups are similar in appearance, each one has a unique personality. If you would like to book a mascot(s) to fly into your next function, please call (410) 986-5279. You can also log on to baltimore Ravens.com.



BALTIMORE'S MARCHING RAVENS:

Over 250 musicians and 50 flagline performers make up Baltimore's Marching Ravens, one of America's finest bands. They are presented by M&T Bank. BMR's distinctive purple uniforms are in the military-style with brass buttons and crisp white detail. Tall black hats with feather plumes complete the uniform. The electrifying band performs Script Ravens during the pre-game. John Ziemann, a dedicated and tireless leader, directed the Colts Marching Band, which evolved into the current Ravens musical performers. BMR is deeply involved in charitable causes and raises funds to help our community.

For information on scheduling these dynamic performers, call John Ziemann at 410-557-8335. For more information, log on to baltimore Ravens.com.



CHEERLEADERS:

The Baltimore Ravens' cheerleading squad averages 29 members on the dance team and 36 members on the stunt team, 16 women and 20 men. The cheerleaders' head coach is Tina Simijoski, who owns Spirit Unlimited, a cheerleading instruction and dance company. Ravens cheerleaders are out in the community helping the team raise funds for charities and foundations in the Baltimore area.

These performers are part of the finest squad in the NFL and have traveled to Japan and the Middle East performing for our troops at bases and camps for the United States military and USO.

Scheduling a cheerleader for your next event is easy. Just call (410) 986-5274 or log on to baltimore Ravens.com.

BALTIMORE RAVENS RAVE-TV



E mmy - a w a r d
winning Ravens
television is at
your fingertips.

RAVENS REPORT, offers an insider's look, featuring edge-of-your-seat Ravens action, access to the team, dynamic Ravens star players, the coaches, and a closer look at game strategy.

RAVENS REPORT will air each Saturday at 7:30 PM on Fox45 and repeat on Comcast SportsNet.*

Ravens game action and commentary is offered on **RAVENS WIRED**, a weekly program hosted by Brent Harris. **WIRED** "mics" a Ravens' player or coach throughout the practice week and, finally, through that weekend's game. Watch **WIRED** on Tuesdays at 10 PM on WNUV TV-WB54 and repeat on Comcast SportsNet.*

You won't want to miss any of the preseason game action at M&T Bank Stadium - Be sure to set your VCR for this pre-game show:

RAVENS KICKOFF, an hour-long pre-game program, airs about 1 hour before a preseason game on both Fox45 and Comcast SportsNet.*

KICKOFF gives fans the most current Ravens pre-game updates with live interviews and in-depth analysis of that evening's game.

RAVENS PRESEASON TELECASTS will air on Fox45 and Comcast SportsNet.* The highly-regarded national Fox network broadcast team of Dick Stockton and his partner, Daryl Johnston, will be joined in the booth by former Raven DT Tony Siragusa. The trio's broadcast is produced by the Ravens' Don DiRaddo and directed by Chris Glass. Fox45's sports director, Bruce Cunningham, and Comcast SportsNet talent Sage Steele will co-host all of the preseason shows.

RAVE-TV was nominated for 5 Emmys in 2004. RAVE-TV currently owns 7 Emmy Awards, presented in the team's short 8-year history with 2 of the 7 awarded this past June.

*For more information on the preseason telecasts on Fox45 and Comcast SportsNet and details on program scheduling, check your local TV listings, or log on to **baltimoremoreravens.com**.



Ever wondered what the head coach is talking about on the sidelines? You can find out on Ravens **WIRED** (top photo)...The Ravens' TV broadcast booth holds the formidable trio (middle photo) of Tony Siragusa, left, Dick Stockton, middle, and Daryl Johnston, right...Bruce Cunningham, sports anchor for WBFF TV (Fox45), and Sage Steele of Comcast SportsNet (bottom photo), offer their commentary on the Ravens' preseason telecasts...Preseason games are scheduled as follows: Thu., Aug. 12 vs. Atlanta, Fri., Aug. 20 at Philadelphia, Sat., Aug. 28 vs. Detroit and Thu., Sep. 2 at New York Giants. Both the Falcons (ESPN) and the Eagles (CBS) games will be nationally televised.

GAME DAY

BALTIMORE RAVENS TRAINING CAMP



Edwin Mulitalo signed autographs at last August's training camp.



“For eight years we’ve enjoyed a great relationship and partnership with McDaniel College, and we plan to keep our training camp at that location in Westminster.”

—Steve Bisciotti

Ravens training camp is located at McDaniel College in Westminster, MD. This is the Ravens’ 9th summer training session at the campus. McDaniel College is a private liberal arts college with an enrollment of 1,500 students. MDC is located 30 minutes from the Owings Mills’ practice facility and 50 minutes from downtown Baltimore. Training camp practice information is updated daily via recorded message at (410) 261-FANS (3267) and on the team’s website: baltimoreravens.com, where you’ll get both the latest practice schedule and the weather. Practices are subject to change. The Ravens will conduct a live scrimmage on Friday evening, Aug. 6 at 5:30 PM at Bair Stadium. Get details on the scrimmage and the Countdown to Kickoff Luncheon on Tues., Sep. 7 by logging on to baltimoreravens.com.

Ed Block’s 5th Annual Ravens Rally for Courage House Kids, featuring Brian Billick and the Baltimore Ravens, will be held on Tuesday, Aug. 17 at McDaniel College. The event is presented by Peapod, Giant and the Classic Catering people. Proceeds from the event will benefit the Ravens’ Courage House at St. Vincent’s Center and the Ravens All Community Team Foundation. *Details are on our website.*

NOTE TO MEDIA: A workroom is available at the Best Western Hotel in Westminster (410) 857-1900. Players and coaches are available for interviews after morning practices, usually at 11:00 AM. **Contact Chad Steele at SteeleC@ravens.nfl.com for 2004 training camp credentials.**

Practices are free and open to the public and **subject to change**. All fans and media are reminded to check the latest practice information by calling (410) 261-FANS or logging on to our website.

DRIVING DIRECTIONS

FROM BALTIMORE VIA I-695: Take I-695 to Exit 19 to I-795 N. Follow signs to Westminster via Route 140 W. **FOR FANS:** Follow 140 W. to Rte. 31 S; at the flashing traffic light turn left; then at the 1st traffic light, turn left onto Main St. Proceed up the hill; Enter the Visitor Parking Lot on the left. **FOR MEDIA:** Follow 140 W. to the Best Western on the left, and check in at Rooms 105 and 110 to the left of the lobby.



*Prior to 2002, McDaniel College was known as Western Maryland College.

M&T BANK STADIUM HISTORY

M&T BANK STADIUM

On May 6, 2003, M&T Bank and the Baltimore Ravens announced their partnership, which included a 15-year, \$75 million agreement with naming rights to the Ravens' home field, **M&T BANK STADIUM**, as well as several important community-based programs that are jointly administered.

At the announcement, Ravens owner Steve Bisciotti said: "We knew from the onset that we did not want a company that was not established and without a great track record.

There were other banks we were calling about naming rights, because that was the category we wanted to fill, but the timing was perfect [with M&T], as they were coming into a new market."

M&T Bank's long history began in western New York, but the company has expanded all over the East Coast. There are more than 700 branches throughout the Mid-Atlantic, including Maryland, Virginia and Pennsylvania. The bank was founded 148 years ago and is one of the 20th largest bank corporations in the nation.

"M&T believes in making meaningful, long-term commitments and investments in the communities we serve—and M&T believes that Baltimore has unlimited potential," Robert Sadler, president of M&T Bank, said. "The M&T and Ravens partnership immediately and powerfully connects the combined strengths of our two teams."

The partnership is deeply rooted in the idea of community service. M&T Bank became the lead sponsor of the **RAVENS ALL COMMUNITY TEAM FOUNDATION**, which unites the Ravens with Baltimore's business leadership to support the community in meaningful ways. This includes fundraising, volunteerism and involvement in projects that meet some of Baltimore's most pressing needs.



The corporation also sponsors *Honor Rows*, a program that provides game tickets to underprivileged children, and the renowned Baltimore's Marching Ravens. For more information about our community service, log on to baltimore-ravens.com.



The Ravens Foundation for Families (RFF) was renamed the Ravens All Community Team Foundation in 2004.

The Ravens All Community Team was formed in 2001. Its mission is to increase corporate and community awareness of its partnership with the community, M&T Bank and the numerous foundations of Ravens players. Baltimore and Maryland companies join players in fundraising competition. Players are honored for their service, each receiving awards for the efforts of their foundations at an annual December dinner.

2004 IMPORTANT DATES

July 15	On or after this date a club that extends an existing Player Contract for a Franchise Player shall not be deemed to have utilized its Franchise Player designation for the period of the extension.
July 22*	Signing period ends at 4 PM, NY time, for Unrestricted Free Agents to whom a June 1 tender was made by the Old Club, and for Transition Players. After this date and through 4 PM, New York time, on the Tuesday after the 10th regular season weekend, the Old Club has exclusive negotiating rights to these players. *or the 1st scheduled day of the 1st NFL training camp, whichever is later.
Aug. 7-9	Hall of Fame Weekend.
Aug. 9	Hall of Fame Game, Canton, OH.
Aug. 10	If a Drafted Rookie has not signed with his club by this date, he may not be traded to any other club in 2004.
Aug. 10	Deadline for players under contract to report to earn a season of free agency credit.
Aug. 12-16	1st Preseason Weekend.
Aug. 14-18	Clubs have until 5 days prior to its game on the 2nd preseason weekend to provide written notice to certain unsigned players and the NFLPA of their intent to place them on the Exempt List if they fail to report no later than one day prior to that weekend's game. Any player who fails to report prior to the deadline will be ineligible to play or receive compensation for at least 3 games (preseason or regular season from the time that he reports).
Aug. 19-23	2nd Preseason Weekend.
Aug. 26-30	3rd Preseason Weekend.
Aug. 31	Roster cutdown to maximum of 65 players on Active List by 4 PM, NY time.
Aug. 31	All tryouts on this date and for the remainder of the season must be reported to the League office.
Sept. 1-3	4th Preseason Weekend.
Sept. 5	Roster cutdown to maximum of 53 players on Active/Inactive List by 4 PM, NY time. Clubs may dress minimum of 42 and maximum of 45 players and 3rd QB for each regular season and postseason game.
Sept. 5	NFL Europe League exemptions expire.
Sept. 5	With the cutdown to 53, clubs that have players in the categories of Active/Physically Unable to Perform or Active/Non-Football Injury or Illness must take one of the following options: Place player on Reserve/Physically Unable to Perform or Reserve/Non-Football Injury or Illness, whichever is applicable; ask waivers; terminate; trade; or continue to count him on Active List.
Sept. 6	Claims on players placed on waivers at the final roster reduction expires at Noon.
Sept. 6	After Noon, NY time, clubs may establish a Practice Squad of 5 players by signing FAs who do not have an accrued season of free agency credit or who were on the 45-player Active List for more than 9 regular season games during their only Accrued Season(s). A player cannot participate on the Practice Squad for more than 2 seasons.
Sept. 7	All clubs are required to file a personnel (injury) report with their Conference Director of Information by 1 PM, NY time, on this Tuesday and thereafter on each Wednesday before a regular season game. Such report is to be updated by 1 PM NY time, each Thu. An update must also be reported if there is any change in a player's condition after Thu.
Sept. 8	Beginning at 4 PM, NY time, Team Salary includes all players receiving compensation under their 2003 contracts. Top 51 rule is no longer in effect.
Sept. 9	After 4 PM, NY time, new or altered incentives renegotiated in a pre-existing contract for the 2004 season automatically will be deemed "likely to be earned" for 2004.

2004-05 IMPORTANT DATES

Sep. 9-13	Regular Season opens.
Sep. 9-14	Beginning on these dates vested veterans terminated from the Active List or Inactive List (and from Reserve/Injured if the player is placed on Reserve/Injured after the beginning of the regular season) are entitled to receive, after the end of the regular-season schedule, Termination Pay pursuant to the terms of the 1993 CBA.
Sep. 28	Priority on multiple waiver claims is now based on the current season's standing.
October 19	Beginning the day after the conclusion of the 6th regular season weekend and continuing through the day after the conclusion of the 9th regular season weekend, clubs are permitted to begin practicing players on Reserve/Physically Unable to Perform and Reserve/Non-Football Injury or Illness for a period not to exceed 21 days. Players may be activated during the 21-day practice period or until 4 PM, NY time, on the day after the conclusion of the 21-day period. All trading ends at 4 PM, NY time.
October 20	Players with at least 4 previous pension-credited seasons are subject to the waiver system for the remainder of the regular season and postseason.
October 26-27	NFL Fall League Meeting, TBD.
November 8	Deadline at 4 PM, NY time, for an increase in a player's 2004 Salary to be counted as Salary for the current year. Any notice of an increase in a player's 2004 Salary received by the NFLMC after this deadline will be treated as a Signing Bonus.
November 16	Signing period ends at 4 PM, NY time, for Franchise Players who are eligible to receive Offer Sheets. Deadline for clubs to sign by 4 PM, New York time, their unsigned Franchise and Transition Players, including Franchise Players who were eligible to receive Offer Sheets until this date. If still unsigned after this date, such players are prohibited from playing in NFL in 2004. Deadline for clubs to sign by 4 PM, NY time, their Unrestricted Free Agents to whom June 1 tender was made. If still unsigned after this date, such players are prohibited from playing in NFL in 2004. Deadline for clubs to sign by 4 PM, New York time, their Restricted Free Agents to whom June 1 tender was made. If such players remain unsigned, they are prohibited from playing in NFL in 2004. Deadline for clubs to sign Drafted players by 4 PM, NY time. If such players remain unsigned, they are prohibited from playing in 2004.
Nov. 25-29	12th Regular-Season Weekend (November 25 is Thanksgiving Day).
December 3	Deadline for reinstatement of players in Reserve List categories of Retired, Did Not Report, and Exclusive Rights, and of players who were placed on Reserve/Left Squad in a previous season.
Dec. 7-8	NFLMC Labor Seminar, The Four Seasons-Las Colinas, Dallas, TX.
December 31	Deadline for waiver requests in 2004, except for "special waiver requests" which have a 10-day claiming period, with termination or assignment delayed until after the Super Bowl.
2005-	
January 2	17th Regular-Season Weekend ends.
January 3	Clubs may begin signing free agent players for the 2005 season.
January 8-9	Assistant coaches under contract to playoff clubs that have byes in the WC weekend may be interviewed for head coaching positions through the conclusion of the WC games. Wild Card Playoff Games.
Jan. 14-15	Assistant coaches under contract to playoff clubs that won their WC games may be interviewed for head coaching positions prior to their Divisional Playoff games.
Jan. 15-16	Divisional Playoffs.
January 23	Championship Games.
February 6	Super Bowl XXXIX at Alltel Stadium in Jacksonville, FL.
February 13	AFC-NFC Pro Bowl at Honolulu, Hawaii.

BALTIMORE RAVENS CREDENTIAL POLICY



RAVENS MEDIA.COM AT M&T BANK STADIUM

CREDENTIAL CONTACT: FRANCINE LUBERA
LUBERAF@RAVENS.NFL.COM

The Ravens established an online credentialing service in 2003, ravensmedia.com. The site is available for your convenience **24 hours a day, 7 days a week**. The following information is for accredited media (see criteria below) that cover Ravens and NFL games:

CREDENTIAL PICK-UP/SECURITY • Credentials will not be mailed for security reasons, therefore, **YOU are responsible** to pick up credentials at Media Will Call, which opens 3-1/2 hours prior to kickoff, or to make prior arrangements to pick up credentials at the Owings Mills' facility 72 hours before kickoff (Thu. or Fri.).

Media Will Call is located between Gates C and D on the south side of M&T Bank Stadium.

All Media MUST

- Enter the Media Will Call Lobby
- Show a Government issued ID (passport, drivers license)
- Allow bags to be subject to search
- Wear a LEG BAND (issued at Media Will Call) *if field access is given*
- Write your name/affiliation **ON** your credential at Media Will Call

The Baltimore Ravens reserve the right to revoke YOUR credential if YOU do not comply with any of the above security measures.

RAVENS CREDENTIAL CRITERIA • The RAVENS' decision to issue credentials to a professional media outlet for the purposes of covering BALTIMORE RAVENS home or away games is determined by a variety of factors. They include, but are not limited to, the following:

- Size of readership or audience
- Intention/ability to cover every RAVENS home game, including the preseason
- Attendance and coverage of RAVENS events year-round
- Interest in staffing RAVENS road games
- Distribution of publication (free, subscription, sale on newsstands, etc.)
- Radio or TV station program format and size of audience
- Amount of daily RAVENS or NFL coverage provided in-season
- Attendance at RAVENS IN-SEASON press sessions, especially Mondays and Wednesdays
- Attendance at RAVENS training camp
- Local coverage of the RAVENS before and after the NFL Draft

CREDENTIAL APPLICATION DEADLINES:

DEADLINE FOR SEASON CREDENTIALS IS **JUNE 15**. DEADLINE FOR GAME BY GAME CREDENTIALS IS **10 DAYS PRIOR TO THE SPECIFIC GAME YOU COVER**.

PARKING:

Parking is *seriously* limited and will be distributed at the discretion of the Baltimore Ravens. When you request a credential, you can establish that you would like parking by a notation in the comments section of the credential application.

HOTEL / TRAVEL INFORMATION:

Hotel reservations for away games may be made online via ravensmedia.com. Follow up inquiries may be made to EllerB@Ravens.NFL.com or SierackiJ@Ravens.NFL.com.

DUE TO INCREASED PHONE ACTIVITY, EMAILS ARE PREFERRED.

MEDIA ACCESS ON GAME DAY

HOME OR AWAY LOCKER ROOM ACCESS GAME DAY:

No media credential allows access to the **RAVENS** locker room without a Ravens PR escort on the day of the game.

*Non-compliance with any of the **RAVENS** or **NFL** credential policies listed on the back of each credential will result in revocation of all credential privileges for that game and/or the season.*

MEDIA CREDENTIAL CATEGORIES and ACCESS:

PRESS LEVEL • (RED) - Print, Radio or TV Talent • NO Field Access until 5 minutes prior to the End of Game (UNLESS POSSESSING A **LEG BAND**)

TELEVISION • Videographer (BLUE) - must have **LEG BAND** • Field Access + Post Game Locker Room

PHOTOGRAPHER • (ORANGE) - must have **LEG BAND** • Field Access Only

FOOD SERVICE • Press Level Lounge is located to the right of the Press Level lobby • Videographers/Photographers Lounge is located on service level across concourse from field access tunnel • Proper credentials are needed to access both areas and are not interchangeable.

GAME DAY:

SPECIAL INTERVIEW REQUESTS SHOULD BE MADE PRIOR TO DAY OF GAME — LAST MINUTE REQUESTS FOR INTERVIEWS ON GAME DAY ARE UNLIKELY because of prior commitments. *We'd like to help you, but please arrange in advance.*

- Press Box Media are asked to *sign-in* at the reception table in the press box to obtain a program, flipcard and game release.
- At least 12 pool phones are located throughout the press box. Three phones are allocated to the visiting team. *Dial 9 to access an outside line in the press box.* Two pay phones are available near the press box entrance.
- Please contact one of the press box attendants located in the copy room to arrange for fax service *before* the game, especially if you want faxes by quarter.
- *Flipcards* for videographers/photographers will be placed in the lounge area on service level. For dark room access or phone lines, prior arrangements must be made before the week of the game. If more flipcards are required, please call the press box at ext. 8144 or 8147.
- Players and coaches are available in the locker room *following a brief cool down period*. Head coach Brian Billick holds a post-game press conference in the interview room across the locker room hallway. Several key players of the game will follow him. Quotes will be transcribed.
- Visiting Team interviews are handled by the Visiting Team PR staff. Please contact them in the press box, should you have questions. The Visiting Team interview room can be accessed by following the black line from the press box elevator then making a right turn.
- The Ravens press box attendants will provide quotes and gamebooks ASAP from both the **RAVENS** and Visiting Team following the game.

MEDIA CONTACT INFORMATION:

GAME CREDENTIALS CONTACT

FRANCINE LUBERA – DIRECTOR OF PUBLICATIONS/ASSISTANT PUBLIC RELATIONS DIRECTOR
FOR GAME DAY CREDENTIALS, LOG ON TO
WWW.RAVENSMEDIA.COM

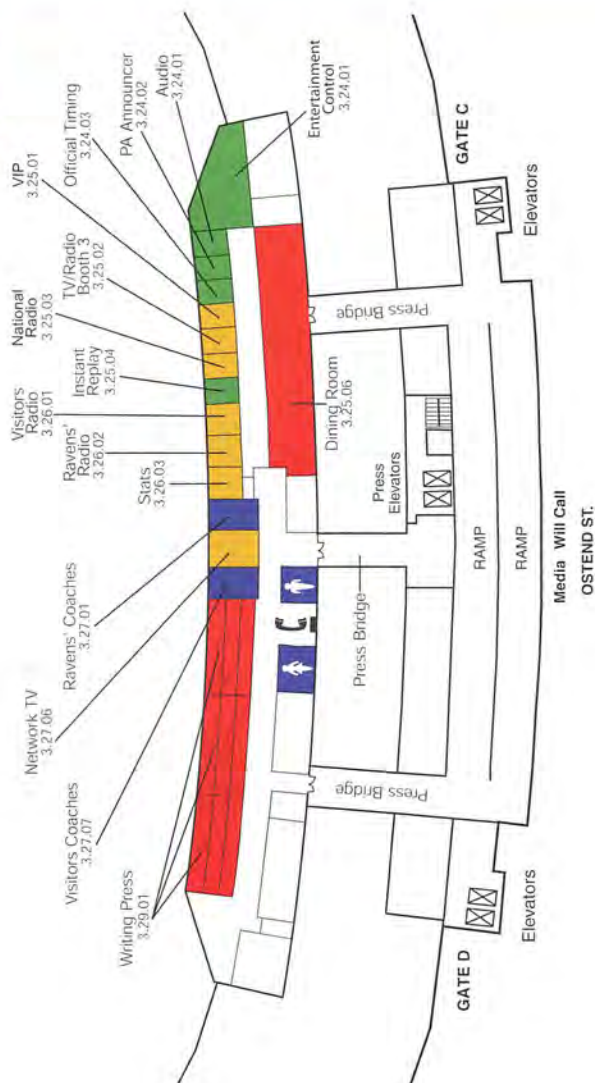
MEDIA INTERVIEW CONTACT

CHAD STEELE – MEDIA RELATIONS MANAGER;
FOR TRAINING CAMP CREDENTIALS, E-MAIL CHAD STEELE: STEELEC@RAVENS.NFL.COM

TRAVEL INFORMATION:

BOB ELLER - DIRECTOR OF OPERATIONS - ELLERB@RAVENS.NFL.COM
JOAN SIERACKI - OPERATIONS/TRAVEL - SIERACKIJ@RAVENS.NFL.COM

BALTIMORE RAVENS PRESS LEVEL



Directions from the press box to the interview rooms:

Take press elevator (or stairs) down to the Service Level.

For the Ravens (follow the PURPLE line on the floor), go straight ahead, across service level concourse to interview room on the left.

For Visitors (follow the BLACK line on the floor), turn right on the service level concourse, walk approximately 100 feet to interview room on the right.

CREDENTIAL & INTERVIEW REQUESTS - FAQs

HOW DO I ORDER CREDENTIALS FROM THE BALTIMORE RAVENS? *Ravensmedia.com* is a password-protected, media-specific site providing credential information/application forms and media policies, as well as travel application forms, 24 hours a day/7 days a week. *In addition, various graphics are available to the media in a high resolution format on the site.* Please contact **FRANCINE LUBERA** if you cannot find the answer to your question. LuberaF@Ravens.NFL.com.

WHO CAN BE CREDENTIALLED? *Only accredited members of the media who cover the RAVENS and the NFL on a daily basis may apply for credentials.* **ALL credential requests must be made ONLINE at ravensmedia.com a minimum of 10 DAYS before a game. Written, faxed or phone-in credential requests will no longer be accepted.** Media should call or email to confirm credentials on Thursday after 1 PM, preceding Sunday games, or 72 hours prior to a game.*

WHERE AND WHEN CAN I GET MY CREDENTIAL?

- Pick up your credential in person at Media Will Call on game day, showing a government issued photo ID. Media Will Call is located between Gates C-D at M&T Bank Stadium
- Photographers/videographers and field media pick up credentials and enter M&T Bank Stadium at the Media Will Call Lobby. **On-field credentials will require a LEG BAND, obtained at Media Will Call.**
- All bags are subject to inspection. *These are important security measures to ensure the well-being of our fans and media. Anyone not complying with these requirements will have their credential revoked and will be escorted from M&T Bank Stadium.*

**Failure to use an issued credential without notifying the Ravens in advance will result in revocation of credential privileges. NOTE: The Ravens do have a media waiting list for many games.*

HOW DO I GET ROAD CREDENTIALS? If you are a **regular** member of the Ravens' media corps and wish to cover the team on the road, your request must be submitted **ONLINE to ravensmedia.com no earlier or later than one game prior to a road contest.** The RAVENS will have your road game credential on Wednesday or Thursday prior to the road game. You may pick it up at Owings Mills.

HOW CAN I SET UP AN INTERVIEW? Media Relations Manager **CHAD STEELE** coordinates network TV, local and national media interviews. ALL interview requests must be made via fax, including names of producers, talent, studio numbers and show times, live or tape info. Fax to Chad at (410) 654-6249.

WHEN IS COACH BILLICK AVAILABLE? Consult PR's weekly release at baltimoreravens.com for a schedule. Coach Brian Billick conducts a weekly press conference on **Mondays** during the season at 3 PM. Coaches are not available on **Tuesday**, which is the players' day off. Brian is available after walk-throughs on **Wednesday and Thursday** at 11:30 AM on the field. On **Friday**, Brian is available after practice at 1 PM. Coaches are not available for interviews on Tues., Sat. or Sun., pre-game.

CAN I TALK TO AN ASSISTANT COACH? Ravens assistant coaches are available for interviews, provided PR is notified in advance. Please consult **KEVIN BYRNE** or **CHAD STEELE**.

WHEN ARE PLAYERS AVAILABLE? During the regular season, players are available to the media at the conclusion of practice coming off the field. The Ravens' locker room is open to the media for a maximum of 45 minutes from NOON to 12:45 PM. Any additional interviews should be coordinated through **RAVENS PR**. The Ravens' locker room is NOT open on the players' day off (typically Tuesdays).

CAN I WATCH PRACTICE? Consult baltimoreravens.com or **RAVENS PR** for practice times and access. **VISITING TEAM MEDIA** are NOT permitted at practice. Local taping is permitted **ONLY** during stretching, warm-up and the cool-down periods. *For safety reasons, there is no between-field access.*

WHEN ARE CONFERENCE CALLS? Coach Billick and a player are available to the visiting team media each Wednesday during the regular season. The player is usually available at 11:45 AM ET and Coach Billick is at 12:05 PM.

WHERE CAN I FIND ROSTERS, STATS AND INFORMATION ON THE BALTIMORE RAVENS? Log on to the club's official website www.baltimoreravens.com, which contains weekly news releases, statistics, rosters, depth charts, injury reports, quotes, feature articles and player bios. The site is updated daily.



295 Yards

September 14th 2003, M&T Bank Stadium, Baltimore:
Jamal Lewis shatters the NFL single-game rushing record with a 295-yard performance, including 100 yards in the fourth quarter alone.

It was the first regular season NFL game ever played on Sportex® Momentum™ turf...not to take any credit, but it's nice to be a part of history!

Good Luck, Ravens in 2004





MOMENTUM
a SPORTEXE artificial turf

WHAT IS THIS TURF MADE OF?

- Sportexe Momentum turf is essentially a 'carpet' of millions of 2.5" polyethylene fibers (simulating blades of grass) woven into a durable 4-layer backing. An 'infill material' consisting of tons of ground rubber and silica sand is carefully groomed to a depth of approximately 2 inches (simulating the earth in which natural grass is rooted).

HOW IS THE TURF INSTALLED?

- The carpet is unrolled in 15' wide sections, and laid across the bare field.
- Once the turf is in position, the seams are expertly sewn and glued to stay together permanently. The seams are invisible to all but the most highly trained eye.
- Then the infill material is added, and the perimeter of the entire turf field is securely fastened to a support header that surrounds the circumference of the field.

HOW ARE THE FIELD MARKINGS AND LOGOS PUT ON THE FIELD?

- None of the markings are painted on, and all of them are made of the same polyethylene woven fiber as the rest of the field.
- The main yard lines that run all the way across the field are white fiber, woven right into those 15' wide carpet pieces.
- All the other markings, including the intricate mid-field logo, end zones, the Raven's head, numerals, and hash marks, are fabricated on a one-of-a-kind, computerized cutting table specially built by Sportexe, using colored polyethylene fiber. Templates, or stencils, of these pieces are used to cut out the green turf and then each of these colored pieces are sewn and glued permanently into place.

WHAT MAKES THIS FIELD SO POPULAR WITH PLAYERS?

- The polyethylene fibers are non-abrasive, and provide outstanding traction for the athletes.
- The infill material provides players with a high-quality playing surface that is soft enough to absorb punishing shocks as they hit the ground, yet firm enough to feel fast beneath their feet.

WHAT DOES RAVENS HEAD COACH BRIAN BILLICK THINK OF MOMENTUM TURF?

- At the 2003 media conference, announcing the Ravens' selection of Momentum turf, Billick stated, "You want three things from your field: safety, durability, and a consistent surface. That allows these great athletes to compete at the highest level. We tested Momentum turf, and we believe it's the best possible field for the Ravens."
- In a 2004 interview, Billick went on to say, "We are putting Momentum turf in at our new indoor facility, and we are putting it in at our training camp - that's how much we love this surface."

WHO ELSE USES SPORTEXE TURF?

- Since 1989, Sportexe has supplied synthetic turf for soccer, football, baseball, softball, lacrosse, field hockey and golf applications at universities, high schools and other sports facilities across North America, including De La Salle High School in Concord, CA - home of the Spartans, currently on the longest winning streak in high school football history, starting the 2004 season at 150-0.
- Sportexe Momentum turf is the playing surface at
Memorial Stadium at The University of California-Berkeley;
M.M. Roberts Stadium at the University of Southern Mississippi

ABOUT SPORTEXE

- Sportexe, with international headquarters in Fonthill, Ontario, and U.S. headquarters in Round Rock, Texas, is an acknowledged leader in surfacing products for the sports industry, with a reputation for product development, technical expertise, and complete quality control at every stage of a job.
- Sportexe is the exclusive or official turf system supplier for The Arena Football Leagues, The National Lacrosse League, Major Indoor Soccer League, The United Soccer Leagues, and the National Field Hockey Coaches Association.

Find out more at www.sportexe.com.

RAVENS RADIO



Ravens games can be heard on WQSR-102.7 FM and AM1300 WJFK, as well as on 16 regional affiliates (as of 6/1/04). This network of stations broadcasts each Ravens game live. Announcers Scott Garceau and Tom Matte are entering their 9th season together as the voices of the Ravens. Garceau is an award-winning veteran Baltimore television talent, who is also the sports director of WMAR-TV (Channel 2, ABC affiliate). Matte, a former running back for the Baltimore Colts, was a member of the Super Bowl V World Champions and ranks 5th on the Colts' all-time rushing list.

At home games, Paul Mittermeier is the radio team's sideline reporter, while Steve Stofberg produces the broadcast. WJFK "The JOCK" presents nightly sports talk shows that feature Ravens programming, including *Brian Billick's call-in show on Tuesdays at 6 PM*.

RAVENS • RADIO • AFFILIATES WJFK - THE JOCK (1300 AM) • WQSR (102.7)

MARYLAND

Cambridge
WCEM • 106.3 FM /
1240 AM

Cumberland
WCBC • 107.1 FM

Hagerstown
WHAG • 1410 AM

LaPlata
WKIK • 102.9 FM

Ocean City
WRXS • 106.9 FM

Salisbury
WICO • 1320 AM

Westminster
WTTR • 1470 AM

DELAWARE
Claymont
WWTX • 1290 AM

Dover
WDOV • 1410 AM

PENNSYLVANIA
Hanover
WHVR • 1280 AM

Lancaster
WLAN • 1390 AM

York
WSBA • 910 AM

WEST VIRGINIA
Harrisonburg,
WHBG • 1360 AM

Martinsburg
WEPM • 1340 AM

Winchester
WINC • 1400 AM



HEAR
EVERY
HIT!



RAVENS RADIO



Flagship Stations of the Baltimore Ravens Radio Network

www.ravensradio.com

2004 NFL PRESEASON SCHEDULE

ALL TIMES LOCAL

HALL OF FAME WEEKEND - AUGUST 9		NETWORK	TIME
Sat., Aug. 9	Pro Football Hall of Fame Game (Canton, OH)		
	Denver vs. Washington	ABC	8 PM
WEEK 1			
Thurs., Aug. 12	Atlanta at Baltimore	ESPN	8 PM
Fri., Aug. 13	Chicago at St. Louis		7 PM
	Kansas City at NY Giants		8 PM
	NY Jets at New Orleans		8 PM
	Philadelphia at New England		8 PM
Mon., Aug. 16	Seattle at Green Bay	ESPN	7 PM
Sat., Aug. 14	Arizona at Minnesota		7 PM
	Carolina at Washington		8 PM
	Cincinnati at Tampa Bay		7 PM
	Cleveland at Tennessee		8 PM
	Dallas at Houston		7 PM
	Indianapolis at San Diego		7:05 PM
	Jacksonville at Miami		7:30 PM
	Oakland at San Francisco		8 PM
	Pittsburgh at Detroit		7:30 PM
Sun., Aug. 15	Denver at Buffalo		7 PM
WEEK 2			
Thurs., Aug. 19	NY Giants at Carolina	FOX	8 PM
Fri., Aug. 20	Baltimore at Philadelphia	CBS	8 PM
	Minnesota at Atlanta		6:30 PM
Sat., Aug. 21	NY Jets at Indianapolis	ESPN	7 PM
	Dallas at Oakland		6 PM
	Denver at Seattle		7 PM
	Houston at Pittsburgh		7:30 PM
	Detroit at Cleveland		4:30 PM
	New Orleans at Green Bay		7 PM
	New England at Cincinnati		7:30 PM
	San Diego at Arizona		8:05 PM
	San Francisco at Chicago		7:30 PM
	Tampa Bay at Jacksonville		7:30 PM
	Tennessee at Buffalo		7 PM
	Washington at Miami		7:30 PM
Mon., Aug. 23	St. Louis at Kansas City	ABC	7 PM
WEEK 3			
Thurs., Aug. 26	Pittsburgh at Philadelphia	ESPN	8 PM
Fri., Aug. 27	Washington at St. Louis	FOX	8 PM
	Green Bay at Jacksonville		8 PM
	NY Giants at NY Jets		7 PM
	San Francisco at Minnesota		7 PM
	Houston at Denver		7 PM
	New Orleans at Chicago		7:30 PM
	Seattle at San Diego		7:05 PM
Sat., Aug. 28	Detroit at Baltimore		8 PM
	New England at Carolina	CBS	8 PM
	Buffalo at Indianapolis		7 PM
	Cleveland at Kansas City		7 PM
	Miami at Tampa Bay		7 PM
	Cincinnati at Atlanta		7:30 PM
	Oakland at Arizona		8 PM
Mon., Aug. 30	Tennessee at Dallas	ABC	7 PM
WEEK 4			
Wed., Sept. 1	Jacksonville at New England		8 PM
Thurs., Sept. 2	Baltimore at NY Giants		7 PM
	Arizona at Denver		7 PM
	Buffalo at Detroit		8 PM
	Carolina at Pittsburgh		7 PM
	Kansas City at Dallas		7 PM
	Minnesota at Seattle		6 PM
	San Diego at San Francisco		8:05 PM
	St. Louis at Oakland		7 PM
	Tampa Bay at Houston		7 PM
	Chicago at Cleveland		8 PM
	Atlanta at Washington		7 PM
	Green Bay at Tennessee		7 PM
	Indianapolis at Cincinnati		7:30 PM
	Miami at New Orleans		8 PM
	Philadelphia at NY Jets		7 PM

WEEK 1 - FOX NATIONAL WEEKEND

THURSDAY - SEPTEMBER 9

INDIANAPOLIS AT NEW ENGLAND 9:00 PM

SUNDAY, SEPTEMBER 12

JACKSONVILLE AT BUFFALO 1:00 PM

DETROIT AT CHICAGO 12:00 PM

BALTIMORE AT CLEVELAND 1:00 PM

SAN DIEGO AT HOUSTON 12:00 PM

TENNESSEE AT MIAMI 1:00 PM

SEATTLE AT NEW ORLEANS 12:00 PM

CINCINNATI AT NEW YORK JETS 1:00 PM

OAKLAND AT PITTSBURGH 1:00 PM

ARIZONA AT ST. LOUIS 12:00 PM

TAMPA BAY AT WASHINGTON 1:00 PM

DALLAS AT MINNESOTA 3:15 PM

NY GIANTS AT PHILADELPHIA 4:15 PM

ATLANTA AT SAN FRANCISCO 1:15 PM

KANSAS CITY AT DENVER 6:30 PM

MONDAY - SEPTEMBER 10

GREEN BAY AT CAROLINA 9:00 PM

WEEK 2 - CBS NATIONAL WEEKEND

SUNDAY - SEPTEMBER 19

ST. LOUIS AT ATLANTA 1:00 PM

PITTSBURGH AT BALTIMORE 1:00 PM

HOUSTON AT DETROIT 1:00 PM

CHICAGO AT GREEN BAY 12:00 PM

DENVER AT JACKSONVILLE 1:00 PM

CAROLINA AT KANSAS CITY 12:00 PM

SAN FRANCISCO AT NEW ORLEANS 12:00 PM

WASHINGTON AT NY GIANTS 1:00 PM

INDIANAPOLIS AT TENNESSEE 12:00 PM

SEATTLE AT TAMPA BAY 4:05 PM

NEW ENGLAND AT ARIZONA 1:15 PM

CLEVELAND AT DALLAS 3:15 PM

BUFFALO AT OAKLAND 1:15 PM

NEW YORK JETS AT SAN DIEGO 1:15 PM

MIAMI AT CINCINNATI 8:30 PM

MONDAY - SEPTEMBER 20

MINNESOTA AT PHILADELPHIA 9:00 PM

WEEK 3 - FOX NATIONAL WEEKEND

SUNDAY - SEPTEMBER 26

*(OPEN DATES: BUFFALO, CAROLINA,**NEW ENGLAND, NEW YORK JETS)*

ARIZONA AT ATLANTA 1:00 PM

BALTIMORE AT CINCINNATI 1:00 PM

PHILADELPHIA AT DETROIT 1:00 PM

HOUSTON AT KANSAS CITY 12:00 PM

PITTSBURGH AT MIAMI 1:00 PM

CHICAGO AT MINNESOTA 12:00 PM

CLEVELAND AT NEW YORK GIANTS 1:00 PM

NEW ORLEANS AT ST. LOUIS 12:00 PM

JACKSONVILLE AT TENNESSEE 12:00 PM

SAN DIEGO AT DENVER 2:05 PM

GREEN BAY AT INDIANAPOLIS 3:15 PM

SAN FRANCISCO AT SEATTLE 1:15 PM

TAMPA BAY AT OAKLAND 5:30 PM

MONDAY - SEPTEMBER 27

DALLAS AT WASHINGTON 9:00 PM

WEEK 4 - CBS NATIONAL WEEKEND

SUNDAY - OCTOBER 3

(OPEN DATES: DALLAS, DETROIT, MINNESOTA, SEATTLE)

NEW ENGLAND AT BUFFALO 1:00 PM

PHILADELPHIA AT CHICAGO 12:00 PM

WASHINGTON AT CLEVELAND 1:00 PM

NEW YORK GIANTS AT GREEN BAY 12:00 PM

OAKLAND AT HOUSTON 12:00 PM

INDIANAPOLIS AT JACKSONVILLE 1:00 PM

CINCINNATI AT PITTSBURGH 1:00 PM

NEW ORLEANS AT ARIZONA 1:05 PM

ATLANTA AT CAROLINA 4:05 PM

NEW YORK JETS AT MIAMI 4:15 PM

TENNESSEE AT SAN DIEGO 1:15 PM

DENVER AT TAMPA BAY 4:15 PM

ST. LOUIS AT SAN FRANCISCO 5:30 PM

MONDAY - OCTOBER 4

KANSAS CITY AT BALTIMORE 9:00 PM

WEEK 5 - FOX NATIONAL WEEKEND

SUNDAY - OCTOBER 10

(OPEN DATES: CHICAGO, CINCINNATI, KANSAS CITY, PHILADELPHIA)

DETROIT AT ATLANTA 1:00 PM

NEW YORK GIANTS AT DALLAS 12:00 PM

MINNESOTA AT HOUSTON 12:00 PM

OAKLAND AT INDIANAPOLIS 12:00 PM

MIAMI AT NEW ENGLAND 1:00 PM

TAMPA BAY AT NEW ORLEANS 12:00 PM

CLEVELAND AT PITTSBURGH 1:00 PM

BUFFALO AT NEW YORK JETS 4:05 PM

JACKSONVILLE AT SAN DIEGO 1:05 PM

CAROLINA AT DENVER 2:15 PM

ARIZONA AT SAN FRANCISCO 1:15 PM

ST. LOUIS AT SEATTLE 1:15 PM

BALTIMORE AT WASHINGTON 8:30 PM

MONDAY - OCTOBER 11

TENNESSEE AT GREEN BAY 8:00 PM

WEEK 6 - CBS NATIONAL WEEKEND

SUNDAY - OCTOBER 17

(OPEN DATES: ARIZONA, BALTIMORE, INDIANAPOLIS, NEW YORK GIANTS)

SAN DIEGO AT ATLANTA 1:00 PM

MIAMI AT BUFFALO 1:00 PM

WASHINGTON AT CHICAGO 12:00 PM

CINCINNATI AT CLEVELAND 1:00 PM

GREEN BAY AT DETROIT 1:00 PM

KANSAS CITY AT JACKSONVILLE 1:00 PM

SEATTLE AT NEW ENGLAND 1:00 PM

SAN FRANCISCO AT NEW YORK JETS 1:00 PM

CAROLINA AT PHILADELPHIA 1:00 PM

HOUSTON AT TENNESSEE 12:00 PM

PITTSBURGH AT DALLAS 3:15 PM

DENVER AT OAKLAND 1:15 PM

MINNESOTA AT NEW ORLEANS 7:30 PM

MONDAY - OCTOBER 18

TAMPA BAY AT ST. LOUIS 8:00 PM

2004 NFL REGULAR SEASON SCHEDULE

WEEK 7 - FOX NATIONAL WEEKEND

SUNDAY - OCTOBER 24

(OPEN DATES: HOUSTON, PITTSBURGH, SAN FRANCISCO, WASHINGTON)

BUFFALO AT BALTIMORE	1:00 PM
SAN DIEGO AT CAROLINA	1:00 PM
PHILADELPHIA AT CLEVELAND	1:00 PM
JACKSONVILLE AT INDIANAPOLIS	12:00 PM
ATLANTA AT KANSAS CITY	12:00 PM
ST. LOUIS AT MIAMI	1:00 PM
TENNESSEE AT MINNESOTA	12:00 PM
DETROIT AT NEW YORK GIANTS	1:00 PM
CHICAGO AT TAMPA BAY	1:00 PM
NEW YORK JETS AT NEW ENGLAND	4:05 PM
SEATTLE AT ARIZONA	1:15 PM
DALLAS AT GREEN BAY	3:15 PM
NEW ORLEANS AT OAKLAND	1:15 PM
MONDAY - OCTOBER 25	
DENVER AT CINCINNATI	9:00 PM

WEEK 8 - CBS NATIONAL WEEKEND

SUNDAY - OCTOBER 31

(OPEN DATES: CLEVELAND, NEW ORLEANS, ST. LOUIS, TAMPA BAY)

ARIZONA AT BUFFALO	1:00 PM
DETROIT AT DALLAS	12:00 PM
JACKSONVILLE AT HOUSTON	12:00 PM
INDIANAPOLIS AT KANSAS CITY	12:00 PM
NEW YORK GIANTS AT MINNESOTA	12:00 PM
BALTIMORE AT PHILADELPHIA	1:00 PM
CINCINNATI AT TENNESSEE	12:00 PM
GREEN BAY AT WASHINGTON	1:00 PM
ATLANTA AT DENVER	2:05 PM
CAROLINA AT SEATTLE	1:05 PM
NEW ENGLAND AT PITTSBURGH	4:15 PM
OAKLAND AT SAN DIEGO	1:15 PM
SAN FRANCISCO AT CHICAGO	7:30 PM
MONDAY - NOVEMBER 1	
MIAMI AT NEW YORK JETS	9:00 PM

WEEK 9 - CBS NATIONAL WEEKEND

SUNDAY - NOVEMBER 7

(OPEN DATES: ATLANTA, JACKSONVILLE, GREEN BAY, TENNESSEE)

NEW YORK JETS AT BUFFALO	1:00 PM
OAKLAND AT CAROLINA	1:00 PM
DALLAS AT CINCINNATI	1:00 PM
WASHINGTON AT DETROIT	1:00 PM
ARIZONA AT MIAMI	1:00 PM
PHILADELPHIA AT PITTSBURGH	1:00 PM
KANSAS CITY AT TAMPA BAY	1:00 PM
CHICAGO AT NEW YORK GIANTS	4:05 PM
NEW ORLEANS AT SAN DIEGO	1:05 PM
SEATTLE AT SAN FRANCISCO	1:05 PM
HOUSTON AT DENVER	2:15 PM
NEW ENGLAND AT ST. LOUIS	3:15 PM
CLEVELAND AT BALTIMORE	8:30 PM
MONDAY - NOVEMBER 8	
MINNESOTA AT INDIANAPOLIS	9:00 PM

WEEK 10 - FOX NATIONAL WEEKEND

SUNDAY - NOVEMBER 14

(OPEN DATES: DENVER, MIAMI, OAKLAND, SAN DIEGO)

TAMPA BAY AT ATLANTA	1:00 PM
PITTSBURGH AT CLEVELAND	1:00 PM
HOUSTON AT INDIANAPOLIS	1:00 PM
DETROIT AT JACKSONVILLE	1:00 PM
KANSAS CITY AT NEW ORLEANS	12:00 PM
BALTIMORE AT NEW YORK JETS	1:00 PM
SEATTLE AT ST. LOUIS	12:00 PM
CHICAGO AT TENNESSEE	12:00 PM
CINCINNATI AT WASHINGTON	4:05 PM
NEW YORK GIANTS AT ARIZONA	2:15 PM
MINNESOTA AT GREEN BAY	3:15 PM
CAROLINA AT SAN FRANCISCO	1:15 PM
BUFFALO AT NEW ENGLAND	8:30 PM
MONDAY - NOVEMBER 15	
PHILADELPHIA AT DALLAS	8:00 PM

WEEK 11 - FOX NATIONAL WEEKEND

SUNDAY, NOVEMBER 21

DALLAS AT BALTIMORE	1:00 PM
ST. LOUIS AT BUFFALO	1:00 PM
ARIZONA AT CAROLINA	1:00 PM
INDIANAPOLIS AT CHICAGO	12:00 PM
PITTSBURGH AT CINCINNATI	1:00 PM
NEW YORK JETS AT CLEVELAND	1:00 PM
TENNESSEE AT JACKSONVILLE	1:00 PM
DETROIT AT MINNESOTA	12:00 PM
DENVER AT NEW ORLEANS	12:00 PM
SAN FRANCISCO AT TAMPA BAY	1:00 PM
SAN DIEGO AT OAKLAND	1:05 PM
MIAMI AT SEATTLE	1:05 PM
ATLANTA AT NEW YORK GIANTS	4:15 PM
WASHINGTON AT PHILADELPHIA	4:15 PM
GREEN BAY AT HOUSTON	7:30 PM
MONDAY - NOVEMBER 22	
NEW ENGLAND AT KANSAS CITY	8:00 PM

WEEK 12 - CBS NATIONAL WEEKEND

THANKSGIVING - NOVEMBER 25

INDIANAPOLIS AT DETROIT	12:30 PM ET
CHICAGO AT DALLAS	3:15 PM CT
SUNDAY - NOVEMBER 28	
TAMPA BAY AT CAROLINA	1:00 PM
CLEVELAND AT CINCINNATI	1:00 PM
TENNESSEE AT HOUSTON	12:00 PM
SAN DIEGO AT KANSAS CITY	12:00 PM
JACKSONVILLE AT MINNESOTA	12:00 PM
BALTIMORE AT NEW ENGLAND	1:00 PM
PHILADELPHIA AT NY GIANTS	1:00 PM
WASHINGTON AT PITTSBURGH	1:00 PM
NEW ORLEANS AT ATLANTA	4:05 PM
NEW YORK JETS AT ARIZONA	2:15 PM
MIAMI AT SAN FRANCISCO	1:15 PM
BUFFALO AT SEATTLE	1:15 PM
OAKLAND AT DENVER	6:30 PM
MONDAY - NOVEMBER 29	
ST. LOUIS AT GREEN BAY	8:00 PM

WEEK 13 - FOX NATIONAL WEEKEND**SUNDAY - DECEMBER 5**

CINCINNATI AT BALTIMORE	1:00 PM
MINNESOTA AT CHICAGO	12:00 PM
NEW ENGLAND AT CLEVELAND	1:00 PM
ARIZONA AT DETROIT	1:00 PM
TENNESSEE AT INDIANAPOLIS	1:00 PM
BUFFALO AT MIAMI	1:00 PM
CAROLINA AT NEW ORLEANS	12:00 PM
HOUSTON AT NEW YORK JETS	1:00 PM
SAN FRANCISCO AT ST. LOUIS	12:00 PM
ATLANTA AT TAMPA BAY	1:00 PM
KANSAS CITY AT OAKLAND	1:05 PM
DENVER AT SAN DIEGO	1:05 PM
GREEN BAY AT PHILADELPHIA	4:15 PM
NY GIANTS AT WASHINGTON	4:15 PM
PITTSBURGH AT JACKSONVILLE	8:30 PM
MONDAY - DECEMBER 6	
DALLAS AT SEATTLE	6:00 PM

WEEK 14 - FOX NATIONAL WEEKEND**SUNDAY - DECEMBER 12**

OAKLAND AT ATLANTA	1:00 PM
NEW YORK GIANTS AT BALTIMORE	1:00 PM
CLEVELAND AT BUFFALO	1:00 PM
NEW ORLEANS AT DALLAS	12:00 PM
DETROIT AT GREEN BAY	12:00 PM
INDIANAPOLIS AT HOUSTON	12:00 PM
CHICAGO AT JACKSONVILLE	1:00 PM
SEATTLE AT MINNESOTA	12:00 PM
CINCINNATI AT NEW ENGLAND	1:00 PM
MIAMI AT DENVER	2:05 PM
NEW YORK JETS AT PITTSBURGH	4:05 PM
SAN FRANCISCO AT ARIZONA	2:15 PM
ST. LOUIS AT CAROLINA	4:15 PM
TAMPA BAY AT SAN DIEGO	1:15 PM
PHILADELPHIA AT WASHINGTON	8:30 PM
MONDAY - DECEMBER 13	
KANSAS CITY AT TENNESSEE	8:00 PM

WEEK 15 - CBS NATIONAL WEEKEND**SATURDAY - DECEMBER 18**

PITTSBURGH AT NEW YORK GIANTS	1:30 PM
WASHINGTON AT SAN FRANCISCO	2:00 PM
CAROLINA AT ATLANTA	8:30 PM
SUNDAY - DECEMBER 19	
HOUSTON AT CHICAGO	12:00 PM
BUFFALO AT CINCINNATI	1:00 PM
JACKSONVILLE AT GREEN BAY	12:00 PM
MINNESOTA AT DETROIT	1:00 PM
SAN DIEGO AT CLEVELAND	1:00 PM
SEATTLE AT NEW YORK JETS	1:00 PM
DALLAS AT PHILADELPHIA	1:00 PM
ST. LOUIS AT ARIZONA	2:05 PM
NEW ORLEANS AT TAMPA BAY	4:05 PM
DENVER AT KANSAS CITY	3:15 PM
TENNESSEE AT OAKLAND	1:15 PM
BALTIMORE AT INDIANAPOLIS	8:30 PM
MONDAY - DECEMBER 20	
NEW ENGLAND AT MIAMI	9:00 PM

WEEK 16 - FOX NATIONAL WEEKEND**FRIDAY - DECEMBER 24**

GREEN BAY AT MINNESOTA	2:00 PM
SATURDAY - DECEMBER 25	
OAKLAND AT KANSAS CITY	4:00 PM
DENVER AT TENNESSEE	7:30 PM
SUNDAY - DECEMBER 26	
NEW YORK GIANTS AT CINCINNATI	1:00 PM
CHICAGO AT DETROIT	1:00 PM
SAN DIEGO AT INDIANAPOLIS	1:00 PM
HOUSTON AT JACKSONVILLE	1:00 PM
ATLANTA AT NEW ORLEANS	12:00 PM
BALTIMORE AT PITTSBURGH	1:00 PM
CAROLINA AT TAMPA BAY	1:00 PM
NEW ENGLAND AT NEW YORK JETS	4:05 PM
BUFFALO AT SAN FRANCISCO	1:05 PM
WASHINGTON AT DALLAS	3:15 PM
ARIZONA AT SEATTLE	1:15 PM
CLEVELAND AT MIAMI	8:30 PM
MONDAY - DECEMBER 27	
PHILADELPHIA AT ST. LOUIS	8:00 PM

WEEK 17 - CBS NATIONAL WEEKEND**SUNDAY - JANUARY 2**

MIAMI AT BALTIMORE	1:00 PM
PITTSBURGH AT BUFFALO	1:00 PM
NEW ORLEANS AT CAROLINA	1:00 PM
GREEN BAY AT CHICAGO	12:00 PM
CLEVELAND AT HOUSTON	12:00 PM
SAN FRANCISCO AT NEW ENGLAND	1:00 PM
CINCINNATI AT PHILADELPHIA	1:00 PM
NEW YORK JETS AT ST. LOUIS	12:00 PM
DETROIT AT TENNESSEE	12:00 PM
MINNESOTA AT WASHINGTON	1:00 PM
TAMPA BAY AT ARIZONA	2:05 PM
ATLANTA AT SEATTLE	1:05 PM
INDIANAPOLIS AT DENVER	2:15 PM
JACKSONVILLE AT OAKLAND	1:15 PM
KANSAS CITY AT SAN DIEGO	1:15 PM
DALLAS AT NEW YORK GIANTS	8:30 PM

2005 POSTSEASON**SATURDAY, JANUARY 8 - ABC****AFC AND NFC WILD CARD PLAYOFFS****SUNDAY, JANUARY 9 - CBS & FOX****AFC AND NFC WILD CARD PLAYOFFS****SATURDAY, JANUARY 15 - CBS & FOX****DIVISIONAL PLAYOFFS****SUNDAY, JANUARY 16 - CBS & FOX****DIVISIONAL PLAYOFFS****SUNDAY, JANUARY 23 - CBS & FOX****CHAMPIONSHIP GAMES****SUNDAY, FEBRUARY 6 - FOX****SUPER BOWL XXXIX****AT ALLTEL STADIUM,****JACKSONVILLE, FL****SUNDAY, FEBRUARY 13 - ESPN****AFC-NFC Pro Bowl****AT HONOLULU, HAWAII**

Good Luck

BALTIMORE

RAVENS



RAVENS 2004-2005 Broadcast Partners!



Every Pre-Season Game



2 Regular Season Games



Saturday 7:30pm



Ravens Wrap Up
Sports Unlimited

Sunday 10:30pm



Tuesday 10:00pm



www.FOXbaltimore.com



www.WBbaltimore.com

BROADCAST DATES AND TIMES SUBJECT TO CHANGE

INDEX

100-Yard Rushing Games	93
2000 vs. 2003 Defenses	258
2003 Awards Review	276
2004 Ravens Schedule & Facts	1
2005 Postseason Schedule	389; 401
A-B	
Abbreviations	160
Abney, Derek	220-221
Alexander, Chad	44
All Community Team, Ravens	387
All-Pro Ravens	242
All-Time Coaches	121
All-Time Passers By Yardage	342
All-Time Punters	341
All-Time Scoring	339
All-Time Won/Loss Results	289
Anderson, Bennie	59
Attendance	297
Baltimore Pro Football Records	376-378
Band	384
Baxler, Gary	60-62
Biggest Days, Ravens	295
Billick, Brian	13-17
Bisciotti, Steve	4-6
Boller, Kyle	63-65
Boulware, Peter	66-70
Brigance, O.J.	41
Brightful, Lamont	71-73
Brooks, Ethan	74-75
Brown, Cornell	75-78
Brown, Orlando	79-80
Byrne, Kevin	47
C-D	
Career Leaders	339-343
Carter, Dale	81-85
Cass, Dick	8
Cavanaugh, Matt	18
Cheerleaders	384
City of Champions	40
Coaches, All-Time	21
Collette, Jim	22
Combined Kick Returns-Individual	349
Combined Net Yards Gained-Individual	349
Combined Net Yards Gained-Postseason	367
Community	51-54
Cook, Damien	86
Credentials, Media Policy	390
Credentials, Where to Apply	393
Curl, Dr. Leigh Ann	49
Darling, Devard	215-216
DeCosta, Eric	41-42
Demps, Will	87-88
Did You Know?	
500-Yards vs. 1 Team - Jamal Lewis	43
2003 Defense - Top 5 Ranking	229
Defensive Touchdowns	112
Forced Turnovers	36
M&T Bank Stadium	50
Monday Night Football	110
Offensive Rankings	65
Rookie Free Agents Success	227
Scoring Points, 2003	25
Super Bowl Head Coaches, Same Team	231
Tackles, Franchise Record - Ray Lewis	135
Douglas, Joe	44
Douglas, Marques	89-90
Draft Choices	213-222
All-Time	288
Colleges	288
No. 1 Picks	10; 38
Regional Picks	46
Success Chart	39
E-G	
Ed Block Courage Award	150
Edwards, Dwan	214-215
Extra Effort Award	35
Fassel, Jim	23-24

INDEX

First Downs-All-Time	293
First Downs-Postseason Records	369
First Downs-Team Records	353-354
Firsts, Ravens Franchise	62
Firsts, M&T Bank Stadium	65
Fisch, Jedd	24
FitzGerald, Jeff	25
Flynn, Mike	91-92
Franklin, Aubrayo	93
Free Agents (1st Year/Rookies)	223-236
Friday, Jeff	26
Fuller, Corey	94-98
Fumbles-Individual	349
Fumbles-Individual-Postseason	366
Fumbles-Team	360
Fumbles-Team-Postseason	372
Game-by-Game Summaries, 2003	259-275
Goering, Jeff	50
Green, Roderick	216-217
Gregg, Kelly	99-100
H-J	
Harman, Wade	27
Harris, Josh	217-218
Hartwell, Edgerton	101-103
Harp, Todd	104-107
Highest Field-Goal Percentage/Lifetime, NFL	185
Honor Roll, 2003	242
Hortiz, Joe	45
How the Ravens Were Built	251
Hunter, Javin	107-108
Hymes, Randy	109-110
Important NFL Dates	388-389
In The Community	51-54
Individual Records	344-350
INT-All-Time Interception Leader, Ray Lewis	133
INT-Individual	347
INT-Postseason, Individual	365
INT-Postseason, Team	373
INT-Team	362
Johnson, Jarret	111-112
Johnson, Kevin	113-116
Johnson, Ron	117-118
Jones, Terry	119-120
K-M	
Kemoatu, Maake	121-122
Kickoff Returns-Individual	348
Kickoff Returns-Individual-Postseason	366
Kickoff Returns-Postseason-Team	371
Kickoff Returns-Team	359
Kokinis, George	42
Largest Crowds	297
Last Time	294
Lewis, Jamal	123-127
Lewis, Ray	128-135
Lineman of the Year	222
Longest Plays	296
Losses	351
Lynn, Johnnie	28
M&T Bank Stadium	379-383; 387
Amenities	380-381
Events	379
Facts	379
History	387
Media Will Call	390
Parking	382
Press Level Diagram	392
Tailgating	381
Tickets	1
Maese, Joe	136
Mannion, Dennis	48
Marciniak, Ron	45-46
Mascots	384
McAlister, Chris	137-141
McCreight, T.J.	46
Media Information/Policies	390-393
Modell, Art	7
Moore, Clarence	219

INDEX

Moriarty, Pat	40
Morrow, Harold	142-143
Most Scored/Active Players	183
Mughelli, Ovie	144
Mulitalo, Edwin	145-146
N-P	
Net Yards-Postseason	369
Net Yards-Team	354
New Facility	58
Newsome, Ozzie	9-12
Newsome, Vincent	43
NFL Rankings, 2003	276
NFL Schedule/Postseason Dates	399-401
NFL Standings	277
Nolan, Mike	19
Ogden, Jonathan	147-150
Opponents Best Games	374-375
Overtime Games	290
Pashos, Tony	151
Passing-Individual	345-346
Passing-Postseason-Individual	364
Passing-Postseason-Team	370
Passing-Team	356-357
Penalties-Postseason	373
Penalties-Team	361
Pettine, Mike	29
Player Foundations	54
Player Participation, 2003	250
Playoff Winning Percentage	29
Postseason Results	289
Postseason, Individual	363-367
Postseason, Team	368-373
Preseason NFL Schedule, 2004	398
Preseason Results	289
Preseason TV	385
Prime Time Ravens	305
Pro Bowl, AFC's Finest	212
Pro Bowl Ravens, All-Time	298
Pro Bowl Ravens, 2003	242
Pronunciation Guide	85
PSL Walls	381
Punt Returns-Individual	348
Punt Returns-Individual-Postseason	366
Punt Returns-Postseason-Team	371
Punt Returns-Team	358-359
Punting-Individual	347
Punting-Postseason-Individual	365
Punting-Postseason-Team	371
Punting-Team	358
Q-R	
Rabach, Casey	152-153
Radio Programming	47
Rankings, Ravens	292
Ravens History	280-285
Ravens Radio	396
Ravens vs. NFL	306-313
RAVE-TV	385
Recap of Pro Football in Baltimore	280
Receiving-Individual	346
Receiving-Individual-Postseason	365
Reed, Ed	154-156
Regular Season NFL Schedule, 2004	399-401
Regular Season Results	290-291
Ricard, Alan	157-158
Ricci, Paul	30
Richiey, Wade	159-161
Rimpf, Brian	222
Ring of Honor	26; 298
Roster, All-Time	286-287
Rosters, 2004	237-240
Rushers, 100-Yard	93
Rushers, Single-Season Leaders, Jamal Lewis	126
Rushing-Individual	344
Rushing-Postseason-Individual	364
Rushing-Postseason-Team	370
Rushing Records, Jamal Lewis - 1st 3 Seasons	125

INDEX

Rushing-Team	355
Ryan, Rex	31
S	
Sacks-Bowlware Leader Chart	68
Sacks-Individual	350
Sacks-Postseason	367
Sacks Record	122
Sapp, Gerome	162-163
Savage, Phil	38-39
Scoring-Individual	343-344
Scoring-Postseason	363
Scoring-Team	351-353
Scott, Bart	163-164
Season in Review, 2003	258
Service-Career Leaders	343
Service-Postseason	363
Shaw, David	32
Shutouts	221
Simon, Matt	33
Singletary, Mike	34
Slaughter, T.J.	165-166
Smith, Musa	167-168
Smith, Trent	169
Solowid, Mike	170
Staff Directory	3
Staff Photos	55-58
Starting Lineup, 2003	242
Statistics, Cumulative 1996-2002	314-338
Statistics, Game-by-Game, 2003	248-249; 252-257
Statistics, Postseason	244-245
Statistics, Preseason	246-247
Statistics, Regular Season, 2003	241-243
Stewart, Kordell	171-177
Stover, Matt	179-186
Suggs, Terrell	178-186
Super Bowl XXXV	279
T-U	
Tackles-Individual	350
Tackles-Postseason	367
Taylor, Chester	190-191
Taylor, Travis	192-195
Team Records	351-362
Tessendorf, Bill	49
Thomas, Adalius	196-199
Thompson, Bennie	35
Thurman, Dennis	36
Top 10 Combined Yardage	342
Top 10 Fan Experience	48
Top 10 INT Leaders	341
Top 10 Kickoff Returns	341
Top 10 Margins of Victory	86
Top 10 Punt Returns	341
Top 10 Receivers By Receptions	340
Top 10 Receivers By Yardage	340
Top 10 Rushing By Yards	340
Top 10 Off/Def. Games	141
Trades	298
Training Camp	386
Transactions	299-305
Tucker, Dr. Andrew M.	49
Turnovers-Postseason	372
Turnovers-Team	360
Unitas Plaza	381
Unsung Hero Award	103
V-Z	
Veterans	59-212
Victories	351
Walls, Raymond	199-201
Weaver, Anthony	202-203
Williams, Chad	204-205
Won/Loss Results	289
Wright, Anthony	206-209
Zacharias, Phil	37
Zastudil, Dave	210-212
Zauner, Gary	20-21

**JAMAL
LEWIS**



**2003
NFL OFFENSIVE
PLAYER OF THE YEAR**

The Ravens Want Your Autograph.



The Official Baltimore Ravens Checking Package, only at M&T Bank.

Here's a way to let everyone know that you're a Baltimore Ravens fan.

Right now when you open any M&T Bank checking account, including M&T Totally Free Checking, you can order specially designed Ravens Checks and a Ravens Check Card.

So show your team spirit – rush to any M&T Bank branch and ask how to get your

Official Baltimore Ravens Checking Package. You can also call the M&T Telephone Banking Center at 1-800-724-3222 or visit www.mandtbank.com.

 **M&T Bank**
Understanding what's important.

Offer available for personal accounts only. Check-printing fees apply.
© 2004 Manufacturers and Traders Trust Company

www.mandtbank.com

Member FDIC



2004 FAN &
MEDIA GUIDE

BALTIMORE
RAVENS