

**— ST. LOUIS RAMS —**



**2013 MEDIA GUIDE**



# THE 2013 MEDIA GUIDE OF THE **ST. LOUIS RAMS**

## TABLE OF CONTENTS

<b>2013 ST. LOUIS RAMS:</b>	<b>3</b>	<b>SEASON SUMMARIES:</b>	<b>325</b>
Alphabetical Roster	4	Regular Season	326-400
Numerical Roster	5	Postseason	401-428
Player Bios	6-136		
<b>OFFICE BIOS:</b>	<b>137</b>	<b>RESULTS:</b>	<b>429</b>
Ownership/Front Office	138-144	Series results	430-435
Coaches	145-179	Preseason results	436-439
Scouts/Player Personnel	180-208		
Team Executives	209-217	<b>TEAM HISTORY:</b>	<b>440</b>
Team Directors	218-228	The Rams Story	441-448
Staff	229-230	A winning tradition	449
Staff Directory	231-232	Georgia Frontiere	450-454
		Carroll Rosenbloom	455
		Homes of the Rams	456
<b>2012 SEASON:</b>	<b>234</b>	<b>ALL-TIME DRAFT:</b>	<b>457</b>
Game Summaries	235-250	Selections by school	458
Season Stats	251	Year-by-year	459-470
Defensive Stats	252		
Participation	253	<b>ALL-TIME ROSTER:</b>	<b>471</b>
<b>STAT PACK:</b>	<b>254</b>	Coaches	472-473
<b>Regular Season</b>	<b>255-296</b>	Players	474-484
All-time leaders	255-258	Practice squad	
Year-by-year leaders	259-269		
Individual Records	270-281	<b>HONORS &amp; AWARDS:</b>	<b>485</b>
Team Records	282-291	Team Honors	486
Rams Big Days	292-296	All-time honors	487-494
<b>Postseason</b>	<b>297-317</b>	Pro Football Hall of Famers	495-498
All-time playoff leaders	297-298	Ring of Fame/Ring of Honor	499
Individual playoff leaders	299-304		
Team playoff records	305-308	<b>SIDELINES:</b>	<b>500</b>
Individual Super Bowl records	309-312	2012 Attendance	501
Team Super Bowl records	313-315	All-time attendance	502
Rams big days/playoffs	316-317	Training camp	503
		Edward Jones Dome	504
		Rams Park	505
<b>GAME RECORDS:</b>	<b>318</b>		
Month-to-month	319		
Home & Away	320		
Overtime	321-322		
Prime Time	323-324		



THE 2013 MEDIA GUIDE OF THE  
**ST. LOUIS RAMS**

2013  
ST. LOUIS  
RAMS



# RAMS ALPHABETICAL ROSTER

#	Player	Pos	Ht	Wt	DOB	Age	Exp	College	H.S. Hometown	How Acq
50	Armstrong, Ray Ray	LB	6-3	227	3/5/1991	22	R	Miami (Fla.)	Sanford, Fla.	FA-'13
11	Austin, Tavon	WR	5-8	174	3/15/1991	22	R	West Virginia	Baltimore, Md.	D1A-'13
5	Baer, Brett	K/P	5-10	194	1/30/1990	23	R	Louisiana-Lafayette	Brandon, Miss.	FA-'13
12	Bailey, Stedman	WR	5-10	193	11/11/1990	22	R	West Virginia	Miami, Fla.	D3B-'13
68	Barksdale, Joe	T	6-5	329	1/1/1988	24	3	LSU	Detroit, Mich.	W(OAK)-'12
61	Barnes, Tim	C	6-4	300	5/14/1988	24	2	Missouri	Longwood, Mo.	FA-'11
53	Bates, Daren	LB	5-11	212	11/27/1990	23	R	Auburn	Olive Branch, Miss.	FA-'13
16	Blake, Emory	WR	6-0	196	7/18/1991	21	R	Auburn	Austin, Tex.	FA-'13
8	Bradford, Sam	QB	6-4	224	11/8/1987	25	4	Oklahoma	Oklahoma City, Okla.	D1-'10
90	Brockers, Michael	DT	6-5	322	12/21/1990	22	2	LSU	Houston, Tex.	D1-'12
96	Brodine, Mason	DE	6-7	270	2/18/1988	24	1	Nebraska-Kearney	Elm Creek, Neb.	FA-'12
69B	Brown, Braden	T	6-5	310	10/10/1988	24	R	BYU	Salt Lake City, Utah	FA-'13
57	Brown, Sammy	LB	6-2	242	4/17/1990	22	R	Houston	Wiggins, Miss.	FA-'12
10	Clemens, Kellen	QB	6-2	200	6/7/1983	29	8	Oregon	Burns, Ore.	W(HOU)-'11
71W	Conrath, Matt	DT	6-7	290	8/11/1989	23	2	Virginia	Oak Lawn, Ill.	FA-'12
89	Cook, Jared	TE	6-5	248	4/7/1987	25	5	South Carolina	Suwanee, Ga.	UFA(TEN)-'13
93	Cudjo, Jermelle	DT	6-2	311	9/28/1986	26	4	Central Oklahoma	Lawton, Okla.	FA-'09
45B	Cunningham, Benjamin	RB	5-10	209	7/7/1990	22	R	Middle Tennessee	Nashville, Tenn.	FA-'13
62	Dahl, Harvey	G	6-5	308	6/24/1981	31	7	Nevada-Reno	Fallon, Nev.	UFA(ATL)-'11
37	Daniels, Matt	S	6-0	211	9/27/1989	23	2	Duke	Fayetteville, Ga.	FA-'12
9	Davis, Austin	QB	6-2	221	6/2/1989	23	2	Southern Mississippi	Meridian, Miss.	FA-'12
38	Davis, Cody	S	6-1	204	6/6/1989	23	R	Texas Tech	Stephenville, Tex.	FA-'13
58	Dunbar, Jo-Lonn	LB	6-0	226	3/13/1985	27	6	Boston College	Syracuse, N.Y.	UFA (NO)-'12
31	Finnegan, Cortland	CB	5-10	188	2/2/1984	29	8	Samford	Milton, Fla.	UFA (TEN)-'12
17	Fields, Demetrius	WR	6-0	210	7/7/1990	23	R	Northwestern	Dallas, Tex.	FA-'13
42	Ganaway, Terrance	RB	6-1	240	10/7/1988	24	2	Baylor	DeKalb, Tex.	W(NYJ)-'12
27	Giordano, Matt	S	5-11	204	10/16/1982	30	9	Cal	Clovis, Calif.	UFA (OAK)-'13
13	Givens, Chris	WR	6-0	198	12/6/1989	22	2	Wake Forest	Wylie, Tex.	D4-'12
69W	Goebel, Garrett	DT	6-4	292	3/11/1989	24	R	Ohio State	Villa Park, Ill.	FA-'13
81	Graham, Cameron	TE	6-3	244	2/6/1989	23	1	Louisville	Inglewood, Calif.	FA-'12
48	Hall, Rashard	S	6-1	210	9/7/1989	23	R	Clemson	St. Augustine, Fla.	FA-'13
46	Harkey, Cory	TE	6-4	260	6/17/1990	22	2	UCLA	Chino Hills, Calif.	FA-'12
95	Hayes, William	DE	6-3	272	5/2/1985	28	6	Winston-Salem State	High Point, N.C.	UFA (TEN)-'12
6	Hekker, Johnny	P	6-5	227	2/8/1990	22	2	Oregon State	Bothell, Wash.	FA-'12
84	Helmick, Andrew	WR	6-0	192	9/2/1990	22	R	Lindenwood	Kansas City, Mo.	FA-'13
64B	Hooley, Sean	OL	6-9	295	7/26/1990	22	R	Cincinnati	Litchfield, Mich.	FA-'13
56	Hull, Josh	LB	6-3	245	5/21/1987	26	4	Penn State	Millheim, Pa.	D7C-'10
49	Hus, Jorgen	LS	6-1	232	9/12/1989	23	R	Regina	Saskatoon, Sask.	FA-'13
21	Jenkins, Janoris	CB	5-10	193	10/29/1988	24	2	North Alabama	Pahokee, Fla.	D2B-'12
3	Jenkins, Timothy	QB	6-1	200	2/6/1991	22	R	Fort Lewis	Highlands Ranch, Co.	FA-'13
14	Johnson, Nick	WR	5-11	187	8/16/1989	23	1	Henderson State	Santa Cruz, Calif.	FA-'12
22	Johnson, Trumaine	CB	6-2	204	1/1/1990	23	2	Montana	Stockton, Calif.	D3-'12
67	Jones, Barrett	C/G	6-4	306	5/25/1990	23	R	Alabama	Germantown, Tenn.	D4-'13
88	Kendricks, Lance	TE	6-3	247	1/30/1988	25	3	Wisconsin	Milwaukee, Wisc.	D2-'11
98	Langford, Kendall	DT	6-6	295	1/27/1986	27	6	Hampton	Petersburg, Va.	UFA (MIA)-'12
79W	Lapuaho, Al	DT	6-2	301	8/4/1991	21	R	Utah State	West Valley City, Utah	FA-'13
55	Laurinaitis, James	LB	6-2	250	12/3/1986	26	5	Ohio State	Plymouth, Minn.	D2-'09
64W	Lebeau, Joseph	LB	6-0	219	9/13/1991	21	R	Jackson St.	New Orleans, La.	FA-'13
59B	Lee, Ryan	G	6-3	308	10/16/1988	24	1	Furman	Douglasville, Ga.	FA-'13
91	Long, Chris	DE	6-3	270	3/28/1985	28	6	Virginia	Charlottesville, Va.	D1-'08
77	Long, Jake	T	6-7	319	5/9/1985	28	6	Michigan	Lapeer, Mich.	UFA (MIA)-'13
43B	Lutzenkirchen, Philip	TE	6-3	258	6/1/1991	22	R	Auburn	Marietta, Ga.	FA-'13
43W	Martin, Andre	CB	5-11	195	12/23/1989	23	R	North Dakota St.	St. Louis, Mo.	FA-'13
25	McDonald, T.J.	S	6-2	219	1/26/1991	22	R	USC	Fresno, Calif.	D3A-'13
32	McGee, Brandon	CB	5-11	193	12/11/1990	22	R	Miami (Fla.)	Plantation, Fla.	D5A-'13
23	McLeod, Rodney	S	5-10	183	6/23/1990	23	2	Virginia	Oxon Hill, Md.	FA-'12
82	McNeill, Mike	TE	6-4	235	3/7/1988	25	3	Nebraska	St. Louis, Mo.	FA-'11
44	McQuaide, Jake	LS	6-2	247	12/7/1987	25	3	Ohio State	Cincinnati, Ohio	FA-'11
60	Nsekhe, Ty	T	6-8	325	10/27/1985	27	1	Texas State	Arlington, Tex.	W(IND)-'12
52	Ogletree, Alec	LB	6-2	242	9/25/1991	21	R	Georgia	Newnan, Ga.	D1B-'13
24	Pead, Isaiah	RB	5-10	197	12/14/1989	23	2	Cincinnati	Columbus, Ohio	D2C-'12
18	Pettis, Austin	WR	6-3	207	2/8/1988	24	3	Boise State	Orange, Calif.	D3-'11
33	Pointer, Quinton	S	5-9	186	4/16/1988	24	2	UNLV	Ft. Myers, Fla.	FA-'12
87	Potter, Zach	TE	6-7	265	5/4/1986	27	5	Nebraska	Omaha, Neb.	FA-'13
86	Prince, Colby	TE	6-5	257	3/9/1989	24	R	Oregon State	Albany, Ore.	FA-'13
83	Quick, Brian	WR	6-3	220	6/5/1989	23	2	Appalachian St.	Columbia, S.C.	D2A-'12
94	Quinn, Robert	DE	6-4	264	5/18/1990	22	3	North Carolina	Ladson, S.C.	D1-'11
15	Radway, Raymond	WR	6-3	204	7/5/1987	25	2	Abilene Christian	McKinney, Tex.	FA-'12
34	Reynolds, Chase	RB	6-0	200	10/22/1987	25	1	Montana	Drummond, Mont.	FA-'11
26	Richardson, Daryl	RB	5-10	196	4/12/1990	22	2	Abilene Christian	Jacksonville, Fla.	D7B-'12
99	Rivers, Gerald	DE	6-5	249	6/22/1990	22	R	Ole Miss	Ellenwood, Ga.	FA-'13
76	Saffold, Rodger	T	6-5	314	6/6/1988	25	4	Indiana	Bedford, Ohio	D2-'10
79B	Saia, Kevin	C/G	6-2	310	4/7/1990	23	R	Louisiana Tech	Geismar, La.	FA-'13
97	Sims, Eugene	DE	6-6	265	3/18/1986	27	4	West Texas A&M	Mt. Olive, Miss.	D6B-'10
66	Smith, Shelley	G	6-4	297	5/21/1987	25	4	Colorado State	Avondale, Ari.	W(HOU)-'12
30	Stacy, Zac	RB	5-8	216	4/9/1991	22	R	Vanderbilt	Centreville, Ala.	D5B-'13
36	Steeple, Robert	CB	6-1	194	11/27/1989	23	R	Memphis	St. Louis, Mo.	FA-'13
47	Stevens, Eric	FB	5-11	240	10/1/1989	23	R	Cal	San Pedro, Calif.	FA-'13
20	Stewart, Darian	S	5-11	214	8/4/1988	24	4	South Carolina	Huntsville, Ala.	FA-'10
59	Stewart, Jonathan	LB	6-3	242	11/23/1990	22	R	Texas A&M	Shreveport, La.	FA-'13
41	Thomas, Drew	CB	5-9	188	10/26/1989	23	R	UTEP	Chicago, Ill.	FA-'13
70	Washington, Brandon	G	6-2	320	8/13/1988	24	1	Miami (Fla.)	Miami, Fla.	FA-'12
92	Washington, R.J.	DE	6-3	270	3/14/1989	23	R	Oklahoma	Fort Worth, Tex.	FA-'13
63	Wells, Scott	C	6-2	300	1/7/1981	31	10	Tennessee	Brentwood, Tenn.	UFA (GB)-'12
65	Williams, Chris	G/T	6-6	320	8/26/1985	27	6	Vanderbilt	Baton Rouge, La.	FA-'12
54	Williams, Jabara	LB	6-2	238	7/6/1989	23	2	Stephen F. Austin	Nacogdoches, Tex.	FA-'12
51	Witherspoon, Will	LB	6-1	240	8/19/1980	32	12	Georgia	Panama City, Fla.	UFA (TEN)-'13
35	Woodard, Darren	CB	5-11	175	9/21/1989	23	R	UTEP	Freeport, Tex.	FA-'13
4	Zuerlein, Greg	K	6-0	187	12/27/1987	24	2	Missouri Western	Lincoln, Nebr.	D6-'12
<b>Injured/Reserve (2)</b>										
19	Akins, C.J.	WR	6-1	192	5/10/1991	21	R	Angelo St.	Harker Heights, Tex.	FA-'13
53	Steward, Phillip	LB	6-1	235	9/7/1990	22	R	Houston	Missouri City, Tex.	FA-'13

# RAMS NUMERICAL ROSTER

#	Player	Pos	Ht	Wt	Birth Date	Age	Exp	College	H.S. Hometown	How Acq
3	Timothy Jenkins	QB	6-1	200	2/6/1991	22	R	Fort Lewis	Highlands Ranch, Co.	FA-'13
4	Greg Zuerlein	K	6-0	187	12/27/1987	24	2	Missouri Western	Lincoln, Nebr.	D6-'12
5	Brett Baer	K/P	5-10	194	1/30/1990	23	R	Louisiana-Lafayette	Brandon, Miss.	FA-'13
6	Johnny Hekker	P	6-5	227	2/8/1990	22	2	Oregon State	Bothell, Wash.	FA-'12
8	Sam Bradford	QB	6-4	224	11/8/1987	25	4	Oklahoma	Oklahoma City, Okla.	D1-'10
9	Austin Davis	QB	6-2	221	6/2/1989	23	2	Southern Mississippi	Meridian, Miss.	FA-'12
10	Kellen Clemens	QB	6-2	220	6/7/1983	29	8	Oregon	Burns, Ore.	W (HOU)-'11
11	Tavon Austin	WR	5-8	174	3/15/1991	22	R	West Virginia	Baltimore, Md.	D1A-'13
12	Stedman Bailey	WR	5-10	193	11/11/1990	22	R	West Virginia	Miami, Fla.	D3B-'13
13	Chris Givens	WR	6-0	198	12/6/1989	22	2	Wake Forest	Wylie, Tex.	D4-'12
14	Nick Johnson	WR	5-11	187	8/16/1989	23	1	Henderson State	Santa Cruz, Calif.	FA-'12
15	Raymond Radway	WR	6-4	204	7/5/1987	25	2	Abilene Christian	McKinney, Tex.	FA-'12
16	Emory Blake	WR	6-0	196	7/18/1991	21	R	Auburn	Austin, Tex.	FA-'13
17	Demetrius Fields	WR	6-0	210	7/7/1990	23	R	Northwestern	Dallas, Tex.	FA-'13
18	Austin Pettis	WR	6-3	207	2/8/1988	24	3	Boise State	Orange, Calif.	D3-'11
20	Darian Stewart	S	5-11	214	8/4/1988	24	4	South Carolina	Huntsville, Ala.	FA-'10
21	Janoris Jenkins	CB	5-10	193	10/29/1988	24	2	North Alabama	Pahokee, Fla.	D2B-'12
22	Trumaine Johnson	CB	6-2	204	1/1/1990	23	2	Montana	Stockton, Calif.	D3-'12
23	Rodney McLeod	S	5-10	183	6/23/1990	23	2	Virginia	Oxon Hill, Md.	FA-'12
24	Isaiah Pead	RB	5-10	197	12/14/1989	23	2	Cincinnati	Columbus, Ohio	D2C-'12
25	T.J. McDonald	S	6-2	219	1/26/1991	22	R	USC	Fresno, Calif.	D3A-'13
26	Daryl Richardson	RB	5-10	196	4/12/1990	22	2	Abilene Christian	Jacksonville, Fla.	D7B-'12
27	Matt Giordano	S	5-11	204	10/16/1982	30	9	Cal	Clovis, Calif.	UFA (OAK)-'13
30	Zac Stacy	RB	5-8	216	4/9/1991	22	R	Vanderbilt	Centreville, Ala.	D5B-'13
31	Cortland Finnegan	CB	5-10	188	2/2/1984	28	8	Samford	Milton, Fla.	UFA (TEN)-'12
32	Brandon McGee	CB	5-11	193	12/11/1990	22	R	Miami (Fla.)	Plantation, Fla.	D5A-'13
33	Quinton Pointer	S	5-9	186	4/16/1988	24	2	UNLV	Ft. Myers, Fla.	FA-'12
34	Chase Reynolds	RB	6-0	200	10/22/1987	24	1	Montana	Drummond, Mont.	FA-'11
35	Darren Woodard	CB	5-11	175	9/21/1989	23	R	UTEP	Freeport, Tex.	FA-'13
36	Robert Steeples	CB	6-1	194	11/27/1989	23	R	Memphis	St. Louis, Mo.	FA-'13
37	Matt Daniels	S	6-0	211	9/27/1989	23	2	Duke	Fayetteville, Ga.	FA-'12
38	Cody Davis	S	6-1	204	6/6/1989	23	R	Texas Tech	Stephenville, Tex.	FA-'13
41	Drew Thomas	CB	5-9	188	10/26/1989	23	R	UTEP	Chicago, Ill.	FA-'13
42	Terrance Ganaway	RB	6-1	240	10/7/1988	23	2	Baylor	DeKalb, Tex.	W (NYJ)-'12
43B	Philip Lutzenkirchen	TE	6-3	258	6/1/1991	22	R	Auburn	Marietta, Ga.	FA-'13
43W	Andre Martin	CB	5-11	195	12/23/1989	23	R	North Dakota St.	St. Louis, Mo.	FA-'13
44	Jake McQuaide	LS	6-2	247	12/7/1987	25	3	Ohio State	Cincinnati, Ohio	FA-'11
45B	Benjamin Cunningham	RB	5-10	209	7/7/1990	22	R	Middle Tennessee	Nashville, Tenn.	FA-'13
46	Cory Harkey	TE	6-4	260	6/17/1990	22	2	UCLA	Chino Hills, Calif.	FA-'12
47	Eric Stevens	FB	5-11	240	10/1/1989	23	R	Cal	San Pedro, Calif.	FA-'13
48	Rashard Hall	S	6-1	210	9/7/1989	23	R	Clemson	St. Augustine, Fla.	FA-'13
49	Jorgen Hus	LS	6-1	232	9/12/1989	23	R	Regina	Saskatoon, Sask.	FA-'13
50	Ray Ray Armstrong	LB	6-3	227	3/5/1991	22	R	Miami (Fla.)	Sanford, Fla.	FA-'13
51	Will Witherspoon	LB	6-1	240	8/19/1980	32	12	Georgia	Panama City, Fla.	UFA- (TEN) '13
52	Alec Ogletree	LB	6-2	242	9/25/1991	21	R	Georgia	Newnan, Ga.	D1B-'13
53	Daren Bates	LB	5-11	212	11/27/1990	23	R	Auburn	Olive Branch, Miss.	FA-'13
54	Jabara Williams	LB	6-2	238	7/6/1989	23	2	Stephen F. Austin	Nacogdoches, Tex.	FA-'12
55	James Laurinaitis	LB	6-2	250	12/3/1986	26	5	Ohio State	Plymouth, Minn.	D2-'09
56	Josh Hull	LB	6-3	245	5/21/1987	25	4	Penn State	Millheim, Pa.	D7C-'10
57	Sammy Brown	LB	6-2	242	4/17/1990	22	2	Houston	Wiggins, Miss.	FA-'12
58	Jo-Lonn Dunbar	LB	6-0	226	3/13/1985	27	6	Boston College	Syracuse, N.Y.	UFA (NO)-'12
59B	Ryan Lee	G	6-3	308	10/16/1988	24	1	Furman	Douglasville, Ga.	FA-'13
59W	Jonathan Stewart	LB	6-3	242	11/23/1990	22	R	Texas A&M	Shreveport, La.	FA-'13
60	Ty Nsekhe	T	6-8	325	10/27/1985	26	1	Texas State	Arlington, Tex.	W (IND)-'12
61	Tim Barnes	C	6-4	300	5/14/1988	24	2	Missouri	Longwood, Mo.	FA-'11
62	Harvey Dahl	G	6-5	308	6/24/1981	31	7	Nevada-Reno	Fallon, Nev.	UFA (ATL)-'11
63	Scott Wells	C	6-2	300	1/7/1981	31	10	Tennessee	Brentwood, Tenn.	UFA (GB)-'12
64B	Sean Hooey	OL	6-9	295	7/26/1990	22	R	Cincinnati	Litchfield, Mich.	FA-'13
64W	Joseph Lebeau	LB	6-0	219	9/13/1991	21	R	Jackson St.	New Orleans, La.	FA-'13
65	Chris Williams	G/T	6-6	320	8/26/1985	27	6	Vanderbilt	Baton Rouge, La.	FA-'12
66	Shelley Smith	G	6-4	297	5/21/1987	25	4	Colorado State	Avondale, Ari.	W (HOU)-'12
67	Barrett Jones	G/C	6-4	306	5/25/1990	22	R	Alabama	Germantown, Tenn.	D4-'13
68	Joe Barksdale	T	6-5	329	1/1/1988	24	3	LSU	Detroit, Mich.	W (OAK)-'12
69B	Braden Brown	T	6-5	310	10/10/1988	24	R	BYU	Salt Lake City, Utah	FA-'13
69W	Garrett Goebel	DT	6-4	292	3/11/1989	24	R	Ohio State	Villa Park, Ill.	FA-'13
70	Brandon Washington	G	6-2	320	8/13/1988	24	1	Miami (Fla.)	Miami, Fla.	FA-'12
71	Matt Conrath	DT	6-7	290	8/11/1989	23	2	Virginia	Oak Lawn, Ill.	FA-'12
76	Rodger Saffold	T	6-5	314	6/6/1988	25	4	Indiana	Bedford, Ohio	D2-'10
77	Jake Long	T	6-7	319	5/9/1985	28	6	Michigan	Lapeer, Mich.	UFA (MIA)-'13
79B	Kevin Saia	C/G	6-2	310	4/7/1990	23	R	Louisiana Tech	Geismar, La.	FA-'13
79W	Al Lapuaho	DT	6-2	301	8/4/1991	21	R	Utah State	West Valley City, Utah	FA-'13
81	Cameron Graham	TE	6-3	244	2/6/1989	23	1	Louisville	Inglewood, Calif.	FA-'12
82	Mike McNeill	TE	6-4	235	3/7/1988	24	3	Nebraska	St. Louis, Mo.	FA-'11
83	Brian Quick	WR	6-3	220	6/5/1989	23	2	Appalachian St.	Columbia, S.C.	D2A-'12
84	Andrew Helmick	WR	6-0	192	9/2/1990	22	R	Lindenwood	Kansas City, Mo.	FA-'13
86	Colby Prince	TE	6-5	257	3/9/1989	24	R	Oregon State	Albany, Ore.	FA-'13
87	Zach Potter	TE	6-7	265	5/4/1986	27	5	Nebraska	Omaha, Neb.	FA-'13
88	Lance Kendricks	TE	6-3	247	1/30/1988	25	3	Wisconsin	Milwaukee, Wisc.	D2-'11
89	Jared Cook	TE	6-5	248	4/7/1987	25	5	South Carolina	Suwanee, Ga.	UFA (TEN)-'13
90	Michael Brockers	DT	6-5	322	12/21/1990	22	2	LSU	Houston, Tex.	D1-'12
91	Chris Long	DE	6-3	270	3/28/1985	28	6	Virginia	Charlottesville, Va.	D1-'08
92	R.J. Washington	DE	6-3	270	3/14/1989	23	R	Oklahoma	Fort Worth, Tex.	FA-'13
93	Jermelle Cudjo	DT	6-2	311	9/28/1986	26	4	Central Oklahoma	Lawton, Okla.	FA-'10
94	Robert Quinn	DE	6-4	264	5/18/1990	22	3	North Carolina	Ladson, S.C.	D1-'11
95	William Hayes	DE	6-3	272	5/2/1985	27	6	Winston-Salem St.	High Point, N.C.	UFA (TEN)-'12
96	Mason Brodine	DE	6-7	270	2/18/1988	24	1	Nebraska-Kearney	Elm Creek, Neb.	FA-'12
97	Eugene Sims	DE	6-6	265	3/18/1986	27	4	West Texas A&M	Mt. Olive, Miss.	D6B-'10
98	Kendall Langford	DT	6-6	295	1/27/1986	27	6	Hampton	Petersburg, Va.	UFA (MIA)-'12
99	Gerald Rivers	DE	6-5	249	6/22/1990	22	R	Ole Miss	Ellenwood, Ga.	FA-'13
<b>Reserved/Injured (2)</b>										
19	C.J. Akins	WR	6-1	192	5/10/1991	21	R	Angelo St.	Harker Heights, Tex.	FA-'13
53	Phillip Steward	LB	6-1	235	9/7/1990	22	R	Houston	Missouri City, Tex.	FA-'13



**Height: 6-1**  
**Weight: 192**  
**Birth Date: 5/10/91**  
**Rookie**  
**FA-2013**  
**Angelo St.**  
**Harker Heights High School**  
**Harker Heights, Texas**  
**Career GP/GS (playoffs): 0/0 (0/0)**



Signed with the Rams as an undrafted rookie free agent (4/30/13)...caught 129 passes for 2,089 yards and 15 touchdowns in four seasons at Angelo State...enjoyed eight 100-yard games during his career...averaged 16.3 yards per catch as a senior and scored seven touchdowns...earned all-district honors at wide receiver at Harker Heights High School...also named honorable mention all-district at free safety twice in high school...set school record for catches in a game (11), catches in a season (216) and most blocked field goals (8)...earned a degree in criminal justice last December...father Cedric is a sargent major in the U.S. Army.



**Height: 6-3**  
**Weight: 227**  
**Birth Date: 3/5/91**

**Rookie**  
**FA-2013**  
**Miami (Fla.)**  
**Seminole High School**  
**Sanford, Fla.**

**Career GP/GS (playoffs): 0/0 (0/0)**



Signed with the Rams as an undrafted rookie free agent (5/9/13)...played in 30 games at safety and recorded 134 tackles, two forced fumbles, six passes defensed and four interceptions...second-team All-ACC in 2010...ranked the nation's No. 13 overall player by Rivals.com and No. 21 rated player by ESPN.com out of high school...helped lead Seminole High School to the 2008 FHSAA Class 6A state championship as a senior...participated in the Under Armour All-America High School game... named All-Central Florida Defensive Player of the Year, Orlando Sentinel's All-Southern team (FL) and The Press Register's Super Southeast 120.



**Height: 5-9**  
**Weight: 174**  
**Birth Date: 3/15/90**  
**Rookie**  
**D1-2013 (8th)**  
**West Virginia**  
**Dunbar H.S.**  
**Baltimore, Md.**



**Career GP/GS (playoffs): 0/0 (0/0)**

**TRANSACTIONS:** Selected No. 8 overall in the 2013 NFL Draft by the St. Louis Rams (4/25/13).

**OVERVIEW:** A versatile athlete with outstanding quickness getting into the deep secondary along with the balance and leg drive to break tackles as a ball carrier...selected No. 8 overall in the 2013 NFL Draft following a Rams' trade with the Buffalo Bills in which the team gave up their 16th, 46th, 78th and 222nd picks to get the receiver with explosive return abilities...he became the ninth wide receiver drafted by the Rams in the first round and the first taken in the opening round since Hall of Famer Torry Holt was selected No. 6 overall in the 1999 NFL Draft.

**Austin is the Rams' first wide receiver chosen in the first round since Torry Holt was drafted No. 6 in the 1999 NFL Draft.**



**SENIOR (2012):** Big 12 Conference co-Special Teams Player of the Year...was the recipient of the Paul Hornung Award, given to the most versatile player in the nation...named a semi-finalist for the Biletnikoff Award (nation's top receiver)...received All-American first-team honors from The NFL Draft Report, American Football Coaches Association and CBS Sports as an all-purpose back, adding second-team honors from CBS Sports and the Walter Camp Foundation as a receiver...added All-Big 12 Conference first-team recognition as a kick returner and all-purpose back from the league's coaches and ESPN, while garnering second-team accolades as a receiver from the Associated Press...became the first Mountaineer to score a touchdown four different ways in one season (catch, rush, kick and punt return)...joined fellow wide-out Stedman Bailey in setting the school season-record with 114 receptions, ranking third nationally with an average of 8.77 grabs per game...led the nation with an average of 223.85 all-purpose yards per game, setting school and Big 12 season-records with a total of 2,910 yards, surpassing the old WVU mark of 2,574 yards by Austin in 2011 and the league record of 2,833 yards by Jeremy Maclin of Missouri in 2008...the only players in NCAA FBS history to gain more all-purpose yards in a season were Barry Sanders of Oklahoma State (3,250 in 1998), Ryan Benjamin of Pacific (2,995 in 1991) and Chris Johnson of East Carolina (2,960 in 2007)...gained at least 100 yards receiving in six contests and generated at least 200 all-purpose yards in seven games.

**JUNIOR (2011):** Earned All-American first-team honors as a return specialist from The NFL Draft Report, CBS Sports and Phil Steele, and added third-team accolades from the Associated Press... All-Big East Conference first-team choice received league Special Teams Player of the Year and West Virginia Offensive Player of the Year recognition, in addition to being selected to the All-Bowl squads named by Yahoo! Sports, CBS Sports and College Football News...returned to slot receiver, starting 11 games, as he set a then-school season-record with 101 receptions for 1,186 yards (11.74 ypc) and eight touchdowns, topping the previous WVU mark of 77 grabs by David Saunders (1998)...his average of 7.77 receptions per game ranked second in the Big East and eighth in the nation, while his average of 91.23 yards receiving per game was third-best in the league...his 268 yards gained on 19 punt returns (led the Big East and placed sixth in the FBS with a 14.11-yard average) was the 10th-highest total by a Mountaineer in a season...his average of 26.06 yards on 36 kickoff returns for a WVU season-record 938 yards ranked third in the conference, as he returned two of those kicks for touchdowns...led the nation with an average of 198.00 all-purpose yards per game, as he touched the ball 172 times for a then school record 2,574 yards, joining Steve Slaton (2,104 in 2006) as the only Mountaineers to register 2,000 all-purpose yards in a season...gained at least 100 yards receiving five times and had at least ten receptions in four games.

**SOPHOMORE (2010):** An All-Big East Conference first-team choice by the league's coaches...started 11 of the 13 games he appeared in at the "H" receiver position, ranking second on the team with 58 receptions for 787 yards (13.57 ypc) and eight touchdowns...rushed 16 times for 161 yards, returned 12 kickoffs for 230 yards (19.17 avg) and was third on the team with 1,178 all-purpose yards...his average of 4.46 catches per game ranked fourth in the Big East, and his average of 60.54 receiving yards was the fifth-best mark in the league...gained over 100 yards receiving twice – 106 yards with two scores on seven catches vs. Maryland and 121 yards on six grabs that included a score vs. Rutgers.

**FRESHMAN (2009):** The Freshman All-Big East Conference selection started at slot receiver vs. East Carolina, Auburn, Louisville and Pittsburgh while appearing in all 13 games...caught 15 passes for 151 yards (10.07 ypc) and a touchdown (58-yarder vs. East Carolina)...rushed six times for 47 yards (7.83 ypc), including scoring on a 9-yard carry vs. Louisville...had 17 kickoff returns for 426 yards (25.06 avg), finding the end zone with a 98-yard runback vs. Connecticut, the seventh longest kickoff return in school history.



**PERSONAL:** Multidisciplinary studies major at West Virginia and member of the Garrett Ford Academic Honor Roll...son of Cathy Green and the oldest of four children...attended Dunbar (Baltimore, Md.) High School, playing football for head coach Lawrence Smith...started at running back, but was often used in the slot and handled return duties...the two-time consensus Maryland Player of the Year and All-State choice closed his career as the state record-holder with 790 points scored, 123 total touchdowns, 9,258 all-purpose yards and 7,962 yards rushing...three-time Baltimore Sun Player of the Year and Digital Sports' All-Metro Offensive Player of the Year.



## TAVON AUSTIN COLLEGE STATS

Year	School	G/S	Receiving				Rushing					
			No	Yds	Avg	Lg	TD	Att	Yds	Avg	Lg	TD
2009	WVU	13/4	15	151	10.1	58	1	6	47	7.8	19	1
2010	WVU	13/11	58	787	13.6	71	8	16	161	10.1	46	1
2011	WVU	13/11	101	1186	11.7	72	8	16	182	11.4	80	1
2012	WVU	13/11	114	1289	11.3	75	12	72	643	8.9	74	3
<b>TOTALS</b>		<b>52/37</b>	<b>288</b>	<b>3413</b>	<b>11.9</b>	<b>75</b>	<b>29</b>	<b>110</b>	<b>1033</b>	<b>9.4</b>	<b>80</b>	<b>6</b>

Year	School	G/S	Punt Returns				Kickoff Returns					
			No	Yds	Avg	Lg	TD	Att	Yds	Avg	Lg	TD
2009	WVU	13/4	0	0	0.0	0	0	17	426	25.1	8	1
2010	WVU	13/11	0	0	0.0	0	0	12	230	19.2	50	0
2011	WVU	13/11	19	268	14.1	64	0	36	938	26.1	100	2
2012	WVU	13/11	15	165	11.0	76	1	32	813	25.4	100	1
<b>TOTALS</b>		<b>52/37</b>	<b>34</b>	<b>433</b>	<b>12.7</b>	<b>76</b>	<b>1</b>	<b>97</b>	<b>2407</b>	<b>24.8</b>	<b>100</b>	<b>4</b>




**Height: 5-10**  
**Weight: 194**  
**Birth Date: 1/30/90**  
**Rookie**  
**FA-2013**  
**Louisiana-Lafayette**  
**Brandon High School**  
**Brandon, Miss.**

**Career GP/GS (playoffs): 0/0 (0/0)**



Signed with St. Louis as an undrafted rookie free agent (5/1/13)...as a senior in 2012, made 20-of-23 field goal attempts and converted 53-of-56 extra point attempts...converted 18 consecutive field goals to set the school record previously set by Mike Shafer in 1974...his 20 field goals are the top mark for a single season in school history, previously, John Roveto totaled 19 in 1977...his 53 extra points are also a school best, breaking the record of 50 set by Drew Edmiston in 2008...his 113 points in 2012 were the most by a kicker and second-best overall, trailing the record of 114 by Tyrell Fenroy (2008) and Brian Mitchell (1988)...owns a career field goal percentage of .900 (45-of-50), which ranks among all-time NCAA leaders...in 2011, his 18 field goals are the third-highest single season total in school history...semi-finalist for the Lou Groza Award, which is presented to the nation's top kicker, after going 18-for-20 in field goal attempts and 46-for-50 on PAT efforts...also earned second team All-Sun Belt honors as both a kicker and punter and second team All-Louisiana by the LSWA...tabbed the team's special teams MVP... named the LSWA Special Teams Player of the Week after wins over Nicholls State and Florida Atlantic... led the nation in field goal accuracy (10 or more attempts) at .900...punted 79 times for 3,185 yards and a 40.3 yard average, owning 12 kicks of 50 yards or better...had 27 punts downed inside the 20, 12 inside the 10 and nine inside the five with five touchbacks... connected on a career-long 50-yard field goal as time expired to give Louisiana-Lafayette a 32-30 win over San Diego State in the New Orleans Bowl...named Sun Belt Conference Special Teams Player of the Week three times in 2011...earned third letter...began 2010 season as backup kicker, then assumed starting role in fifth game...was perfect on field goals (7-7) and extra points (23-23)...only kicker in the Sun Belt to finish perfect on field goal attempts...season-long effort of 42 yards came vs. Troy in his first career attempt...named Sun Belt Conference Special Teams Player of the Week following the Ohio game after scoring four extra points and executing two perfect outside kicks...named to the Sun Belt Conference Honor Roll...as a freshman in 2009, he served as a kickoff specialist all 12 games...launched five kickoffs for 318 yards with one touchback in the season finale vs. Troy...totaled 52 kickoffs for 2,895 yards, an average of 55.7 yards...named to the Sun Belt Conference Honor Roll...redshirted in 2009...attended Brandon High School...was a two-time all-county selection...averaged 44.5 yards per punt...born Jan. 30, 1990...son of Ron and Dianne Baer...has one brother, Brian...majored in exercise science.



Height: 5-10  
Weight: 193  
Birth Date: 11/11/90  
Rookie  
D3B-2013 (30th)  
West Virginia  
Carol City (Fla.) H.S.  
Miami, Fla.

Career GP/GS (playoffs): 0/0 (0/0)



**TRANSACTIONS:** Selected by St. Louis in the third round of the 2013 draft (92nd overall) on (4/26/13).

**OVERVIEW:** Started 35-of-38 games at split end...finished second in Mountaineers history with 210 grabs, 10th-best among active FBS performers...his average of 84.7 receiving yards per game placed fifth-best among active major college players...his 3,218 receiving yards saw him join teammate Tavon Austin (3,413) as the only players in school annals to reach the 3,000-yard receiving level...the mark ranks fourth-highest among active college players...found the endzone on 19.52 percent of his grabs...added 213 yards on 14 kickoff returns and scored 256 points while also recording 19 tackles (15 solo) with a forced fumble as a member of WVU special teams unit...joined Austin (288; 2009-12) and Jock Sanders (206; 2007-10) as the only WVU players to catch 200 passes in a career...collected 3,444 all-purpose yards, the 11th-best total in school annals.

**JUNIOR (2012):** Finalist for the Biletnikoff Award (top receiver in the nation)...added first-team All-American honors from The NFL Draft Report and CBS Sports, earning second-team accolades from the Associated Press, Fox Sports and Walter Camp Foundation...unanimous All-Big 12 Conference first-team choice...tied Tavon Austin, as both set the school season-record with 114 receptions, topping the previous Mountaineers marks of 110 grabs by Austin in 2011...set school and conference season-records with his 25 touchdown grabs, as only Troy Edwards of Louisiana Tech (27 in 1998) and Randy Moss of Marshall (25 in 1997) had more scoring grabs in a season in NCAA FBS history...recorded seven games with at least 100 yards receiving, including a trio of performances for more than 200 yards...had five contests where he caught at least 10 passes...his 150 points scored broke the school annual record of 147 points by Ira Errett Rodgers in 1919, and rank sixth-best in a campaign by a Big 12 player...exploded for 303 yards and five touchdowns, including an 87-yarder, while snatching 13 passes vs. Baylor to earn National Player of the Week honors...his 303 yards broke the previous school game-record of 209 yards by Chris Henry (vs. Syracuse in 2003)...the 303 yards mark also set the Big 12 game-record, as he joined Adarius Bowman of Oklahoma State (300 vs. Kansas in 2006) as the only players in the league to ever gain 300 yards in a contest...his five touchdown catches vs. Baylor set the school record...his 23 receiving touchdowns, set a new Big 12 Conference season-record when he surpassed 22 scores by Michael Crabtree of Texas Tech in 2007.

**SOPHOMORE (2011):** Earned All-Big East Conference first-team honors from The NFL Draft Report, ESPN, and Phil Steele, as the league's coaches selected him to their second-team...started all 13 games at split end, finished second on the squad and fourth in the conference with 72 receptions, joining Austin (1,186 in 2011) and David Saunders (1,043 in 1998) as the only Mountaineers to gain 1,000 yards in a season, setting the WVU annual mark with 1,279 yards that he would break in 2012 (1,622)...tied the school season-record with 12 touchdown catches, only to top his Big Eight Conference 25 scoring grabs in 2012...gained 67 yards on kickoff returns and recorded five solo tackles to finish sixth in the Big East with 1,346 all-purpose yards...set another school record when he gained at least 100 yards in five consecutive games.

**FRESHMAN (2010):** Freshman All-Big East Conference selection (by ESPN)...twice named WVU Offensive Champion (vs. Maryland and Cincinnati)...started nine game at split end, finished fourth on the squad with 24 receptions for 317 yards (13.21 ypc) and four touchdowns...also recorded four tackles (three solo) and caused one fumble as a member of special teams...red-shirted as a true freshman in 2009.

**PERSONAL:** Played football at Carol City (Fla.) High School before the Miami native transferred to Miramar High...earned All-State third-team honors from the Florida Sports Writers Association and All-Broward County second-team accolades as a junior...that season, he had 48 receptions for 1,032 yards, an average of 21.5 yards per catch, to go with 11 touchdowns...garnered Florida Class 6A All-State recognition as a senior and was rated the sixth-best player in Broward County according to the South Florida Sun-Sentinel...closed out the 2008 season catching 68 passes for 1,168 yards and 14 touchdowns...member of the Garrett Ford Academic Honor Roll...son of Tara Daniels and John Bailey...resides in Miami, Fla...multidisciplinary Studies major, with an emphasis in criminology.



# STEDMAN BAILEY COLLEGE STATS

Year	School	G/S	Receiving				Rushing					
			No	Yds	Avg	Lg	TD	Att	Yds	Avg	Lg	TD
2010	WVU	12/9	24	317	13.2	32	4	0	0	0.0	0	0
2011	WVU	13/13	72	1279	17.8	84	12	0	0	0.0	0	0
2012	WVU	13/13	114	1622	14.2	87	25	2	13	6.5	13	0
<b>TOTALS</b>		<b>38/35</b>	<b>210</b>	<b>3218</b>	<b>15.3</b>	<b>87</b>	<b>41</b>	<b>2</b>	<b>13</b>	<b>6.5</b>	<b>13</b>	<b>0</b>



**Height:** 6-5  
**Weight:** 329  
**Birth Date:** 1/1/88  
**2nd year (2nd Rams)**  
**FA-2011**  
**LSU**  
**Cass Technical H.S.**  
**Detroit, Mich.**

**Career GP/GS (playoffs): 22/2 (0/0)**



**TRANSACTIONS:** Acquired via waivers (9/27/12), released by Oakland (9/26/12)...drafted by Oakland in the third round of the 2011 NFL Draft (7/28/11).

**2012 SEASON:** Saw action on offense and special teams...declared inactive in six games....**vs. New England (10/28):** Started at left tackle.

**COLLEGE:** Voted 2010 Second Team All-SEC (Coaches, AP)...four-year letterwinner for the Tigers from 2007-10 ... played in 53 games, starting 39 times...started final 39 games of his career, the longest streak on the team at the conclusion of the 2010 season...did not have a redshirt season as he played in 14 games during LSU's national championship season in 2007...originally came to LSU as a defensive lineman but switched to the offensive side of the ball shortly after his arrival.

**PERSONAL:** The top defensive tackle prospect in the Midwest who is a consensus five-star recruit by every recruiting publication...graduated from high school in December of 2006 and joined the Tigers for spring practice in 2007...became the first state of Michigan signee in school history...named to the prestigious Parade All-America Team...chosen by the Detroit News as their No. 1 blue-chip prospect...named a SuperPrep All-American...named to the Detroit News "Dream Team" after recording 73 tackles (17 for losses), 14 hurries, seven sacks, one interception and three forced fumbles as a senior...received all-city honors as a junior after making 83 tackles (20 for losses), five forced fumbles, eight sacks and 10 fumble recoveries...a scholar-athlete in the classroom who finished with a 3.5 GPA...full name is Joseph Brennen Barksdale...parents are Joseph and Rita Barksdale...majored in general studies.

**BARKSDALES' Games Played Stats:** RAMS 2012 (6/2), Oakland (16/0), **TOTAL:** (22/2).



**Height:** 6-4  
**Weight:** 300  
**Birth Date:** 5/14/88  
**2nd year (2nd Rams)**  
**FA-2011**  
**Missouri**  
**Pettis County Northwest Lakes**  
**H.S.**  
**Longwood, Mo.**  
**Career GP/GS (playoffs): 15/0 (0/0)**



**TRANSACTIONS:** Signed an exclusive rights tender with the Rams (5/6/13)...signed to the Rams' active roster (9/14/12), after being released from the practice squad...signed to a reserve/future contract (1/2/11), after being signed to the practice squad (9/13/11). Released from Baltimore (9/3/11), after originally signing with the Ravens (7/28/11).

**2012 SEASON:** Saw action in 15 games on offense and special teams...**vs. Washington (9/17):** Saw his first NFL action on special teams.

**COLLEGE:** Made all 13 starts for the Tigers at center as a senior in 2009...part of an offensive line that gave up just 20 sacks in 13 games on the season (467 passing attempts in all)...named to the watch list for the Rimington Award, which is given to the nation's top offensive lineman... earned Team Underclassmen Leadership Award...earned All-Big 12 Honorable Mention recognition from league coaches in 2008...also earned honorable mention All-Big 12 (Coaches) and Spring Team Most Improved Offensive Lineman...in 2007, made the move to center before the season, where he served as understudy for Rimington finalist Adam Spieker...an excellent student who earned second-team Academic All-Big 12 honors for his work in the classroom...redshirted in his first season in the program in 2006, working as part of the practice squad...one of the most highly-coveted high school prospects in the state of Missouri who was an early commitment to Mizzou, the summer prior to his junior season...ranked as the No. 4 overall prospect in the state of Missouri by Rivals, and as the No. 23 offensive guard prospect in the nation...majored in communications.

**PERSONAL:** Earned numerous All-State, all-conference and all-district honors during his career at Pettis County Northwest High School in Hughesville, Mo...excellent all-around athlete who was a four-year letter winner in basketball and a two-year letterman in baseball, in addition to his exploits on the gridiron...also earned 1st-Team all-conference and all-district honors in basketball, as well...parents are Jeff and Becky Barnes.

**BARNES' Games Played Stats:** RAMS 2012 (15/0).




**Height: 5-11**  
**Weight: 212**  
**Birth Date: 11/27/90**  
**Rookie**  
**FA-2013**  
**Auburn**

**Olive Branch High School**  
**Olive Branch, Miss.**

**Career GP/GS (playoffs): 0/0 (0/0)**



Signed with the Rams as an undrafted rookie free agent (4/30/13)...played in 49 games at Auburn...led Tigers with 94 tackles as a senior and was named third-team All-SEC...his 316 career tackles rank 12th in school history...recovered a fumble against New Mexico State and returned it 62 yards for a touchdown...played safety as a freshman before moving to linebacker...MHSAA All-Region 1 Class 5A team as a senior at Olive Branch High School...selected for the Commercial Appeal Shelby Metro All-Suburban team...majored in philosophy.



**Height: 6-0**  
**Weight: 196**  
**Birth Date: 7/18/1991**  
**Rookie**  
**FA-2013**  
**Auburn**  
**Stephen F. Austin**  
**Austin, Texas**  
**Career GP/GS (playoffs): 0/0 (0/0)**



Signed with the Rams as an undrafted rookie free agent (5/1/13)...started in 27-of-48 games throughout his college career... won 2010 national championship, 2010 SEC championship, 2009 Outback, 2010 BCS and 2011 Chick-fil-A bowls...finished fifth on AU career touchdown list with 15, including a two-yard TD against Texas A&M and fifth in career receiving yardage (2,022)...posted 128 career receptions, becoming the ninth receiver in school history to record 100 career catches; his per-catch average of 15.79 yards was fifth among that group...recorded 104 yards on six catches vs. Georgia his senior year, his eighth career 100-yard game (tied for third best all-time at Auburn)...totaled 118 receiving yards on 10 catches, both career highs, against Arkansas, marking the most catches by a AU receiver in a game since 2009...holds AU record for longest play...touchdown reception in seven consecutive games from 2010-11 is the second longest streak in school history (8, Terry Beasley, 1971)...son of Jeff and Lewanna Blake...father was an NFL quarterback for 14 years...majored in public administration.





**Height: 6-4**  
**Weight: 224**  
**Birth Date: 11/8/87**  
**4th year (4th Rams)**  
**D1-2010 (1st)**  
**Oklahoma**  
**Putnam City North H.S.**  
**Oklahoma City, Okla.**  
**Career GP/GS (playoffs): 42/42**  
**(0/0)**



**TRANSACTIONS:** Selected by St. Louis in the first round (1st overall) of the 2010 NFL Draft (4/22/10).

**PRO:** Fourth-year pro has played in 42 games, starting each game...tallied 9,378 career yards following the 2012 season, placing him seventh in Rams history in passing yards, passing Pat Haden (9,296) and Vince Ferragamo (9,376)...also set new career highs in touchdown passes (21) and passer rating (82.5)...named the 2010 NFL Offensive Rookie of the Year by the Associated Press...set numerous rookie records in guiding the Rams to a six-win improvement from 2009...his 354 completions on 590 attempts were both NFL rookie records...3,512 passing yards were the second most by a rookie in NFL history, trailing only Peyton Manning's 3,739 in 1998...tossed 18 touchdowns, tied for fifth most among rookies in NFL history...string of 174 completions without throwing an interception during a midseason stretch set yet another rookie record...was one of only three quarterbacks to take all of his team's snaps in 2010, and was just the fourth rookie quarterback in NFL history accomplish that feat in a 16 game season.

**2012 SEASON:** Set new career highs in passing yards (3,702), touchdown passes (21) and passer rating (82.5)...**at Detroit (9/9):** Threw for 198 yards, completing 17 of 25 attempts and one touchdown...finished the game with a 105.1 passer rating, his fourth best rating of his career...**vs. Washington (9/16):** Completed 26-of-35 passes for 310 yards and three touchdowns for a passer rating of 117.6 and 74.3 completion percentage...his performance marks his fourth career 300-plus yard game and second game with three touchdowns, first at Denver (11/28/10)...**vs. Arizona (10/4):** Threw two touchdown passes, including a career long touchdown pass of 51 yards...**at Miami (10/14):** Completed 26 passes of 39 attempts for 315 yards and recorded a 91.3-yard passer rating...registered his second rushing touchdown of his career, last at New Orleans (12/12/10)...also tallied a 21-yard rush, the longest of his career...rushed four times for 34 yards on the ground, his best rushing performance of his career...**at San Francisco (11/11):** Completed 26-of-39 for 275 yards and two touchdowns for a 104.1 passer rating...his sixth highest career passer rating, third best this season...**at Arizona (11/25):** Completed eight of 17 passes for 205 yards, and two touchdowns for a 106.2 passer rating...marked his second highest rating of the season, behind 117.6 vs. Washington...**at Buffalo (12/9):** Threw for 209 yards and completed 19-of-39 passes with one touchdown...his touchdown toss came late in the fourth quarter, giving him seven fourth quarter touchdowns on the season...**at Tampa Bay (12/23):** Completed 13-of-27 passes for 196 yards, and two touchdowns...threw an 80-yard touchdown pass to TE Lance Kendricks, marks the longest pass of Bradford's career.

**2011 SEASON:** Started 10 games...declared inactive six games with an ankle injury...**at New York Giants (9/19):** Completed 22-of-46 passes for 331 yards, one touchdown, one sack for a rating of 79.2...his 331 yards established a new career high in passing yards, previous high was 308 yards accomplished at Denver (11/21/10)...also recorded a new career long on a 68-yard pass to WR Danario Alexander...previous long was 48 yards vs. Seattle (10/3/10)...**at Green Bay (10/16):** Threw for 321 yards, completing 28-of-44 passes...marks his second 300-yard passing game of the season, third career...threw for 331 at the New York Giants (9/19/11).

**2010 SEASON:** Named the 2010 NFL Offensive Rookie of the Year by the Associated Press...set numerous rookie records in guiding the Rams to a six-win improvement from 2009...his 354 completions on 590 attempts were both NFL rookie records...3,512 passing yards were the second most by a rookie in NFL history, trailing only Peyton Manning's 3,739 in 1998...tossed 18 touchdowns, tied for fifth most among rookies in NFL history...string of 174 completions without throwing an interception during a midseason stretch set yet another rookie record...was one of only three quarterbacks to take all of his team's snaps in 2010, and was just the fourth rookie quarterback in NFL history accomplish that feat in a 16 game season...**vs. Arizona (9/12):** Finished first career start completing 32-of-55 passes for 253 yards, one touchdown, and three interceptions...first career completion was caught by WR Mark Clayton for 19 yards...first career touchdown pass came as time expired in the first half when he found WR Laurent Robinson from 1 yard out on fourth-and-goal...Bradford's 55 attempts rank third highest in team history...**at Oakland (9/19):** Completed 14-of-25 passes for 167 yards, two touchdowns, and one interception...threw six consecutive completions for 98 yards to begin the game...performance marked first multi-touchdown game of his career...**vs. Atlanta (11/21):** Finished the game 27-of-42 passing for 233 yards and two touchdowns...broke the franchise rookie record for completions (228) and attempts (376) and moved into third amongst Rams rookies with 2,158 yards...**at Denver (11/28):** Threw for 308 yards,

**Completions by a Rookie, NFL history**

- 1. Sam Bradford (2010) 354**
- 2. Andrew Luck (2012) 339**
- 3. Peyton Manning (1998) 326**
- 4. Chris Weinke (2001) 293**
- 5. Matt Ryan (2008) 265**

completing 22-of-37 attempts with three touchdowns, two sacks, no interceptions and a 113.3 passer rating...the performance marked the first 300-yard passing game of his career, first game with three touchdowns and best passer rating of his career.



**Passing Yards by a Rookie, NFL history**

1. Andrew Luck (2012) 4,374
2. Cam Newton (2011) 4,051
3. Peyton Manning (1998) 3,739
4. Sam Bradford (2010) 3,512
5. Matt Ryan (2008) 3,440

**COLLEGE:** Started all 31 games that he appeared in at Oklahoma...set school career-records by completing 67.64 percent of his passes (604-of-893) for 8,403 yards and 88 touchdowns, topping the previous marks of 63.8 percent by Josh Heupel (1999-2000), 81 scoring strikes and 7,922 yards by Jason White (1999-2004)...in 2008, threw for 4,720 yards, joining running backs Chris Brown (1,220 yards) and DeMarco Murray (1,002) in producing the first FBS team to feature a 4,000-yard passer and two 1,000 yard rushers in the same season...his 36 touchdown passes in 2007 broke the NCAA freshman season-record of 29 that was set by David Neill of Nevada in 1998...his 86 touchdown tosses combined are the most by a quarterback in his freshman and sophomore seasons combined, topping the previous mark of 55 by Rex Grossman of Florida (21 in 2000 and 34 in 2001)...put together 88 scoring strikes during his first three seasons topping the previous NCAA record by a quarterback at the conclusion of a junior season, breaking the old mark of 86 by Ty Detmer of Brigham Young (13 in 1988, 32 in 1989, 41 in 1990)...earned a passing efficiency rating of 175.16 surpassing the NCAA career-record (minimum 500 attempts) of 168.9 by Ryan Dinwiddie of Boise State (2000-03)...led the nation in passing efficiency in both 2007 (175.53) and 2008 (180.84), joining Jim McMahon of Brigham Young (176.9 in 1980 and 155.0 in 1981) and Elvis Grbac of Michigan (169.0 in 1991 and 154.2 in 1992) to win that title twice in a career (also are the only players to ever accomplish that feat in back-to-back seasons).

**PERSONAL:** Finance major, earned Academic All-Big 12 Conference and All-District honors while at Oklahoma...holds the distinction of being the first Native American to win the Heisman Trophy...son of Martha and Kent Bradford.

**SAM BRADFORD NFL STATISTICS**

**REGULAR SEASON**

Year	Team	G/S	Passing			Yds	Yds/Att	TD	Int	Lg	Sk-Yds	Rtg.
			Att.	Cmp	Pct.							
2010	RAMS	16/16	590	354	60.0	3512	6.0	18	15	49	34-244	76.5
2011	RAMS	10/10	357	191	53.5	2164	6.1	6	6	68	36-248	70.5
2012	RAMS	16/16	551	328	59.5	3702	6.7	21	13	80t	35-233	82.6
<b>Total</b>		<b>42/42</b>	<b>1498</b>	<b>873</b>	<b>58.3</b>	<b>9378</b>	<b>6.3</b>	<b>45</b>	<b>34</b>	<b>80t</b>	<b>105-725</b>	<b>77.3</b>

Year	Team	G/S	Rushing			Lg	TD
			Att.	Yds.	Avg.		
2010	RAMS	16/16	27	63	2.3	17	1
2011	RAMS	10/10	18	26	1.4	17	0
2012	RAMS	16/16	37	127	3.4	21	1
<b>Total</b>		<b>42/42</b>	<b>82</b>	<b>216</b>	<b>2.6</b>	<b>21</b>	<b>2</b>

**ADDITIONAL CAREER STATISTICS:** Fumbles-Lost: (24-10)

**SINGLE GAME HIGHS**

Attempts – 55, twice, last vs. Minnesota (12/16/12)      Rush – 6, vs. San Diego (10/17/10)  
 Completions – 35, vs. Minnesota (12/16/12)      Yards – 34, at Miami (10/14/12)  
 Yards – 377, vs. Minnesota (12/16/12)      Long – 21, at Miami (10/14/12)  
 Percentage – 78.1, vs. Carolina (10/31/10)      Touchdowns – 1, twice, last at Miami (10/14/12)  
 Long - 80t, at Tampa (12/23/12)  
 Touchdowns – 3, twice, last vs. Minnesota (12/16/12)

**SAM BRADFORD NFL STATISTICS**

**2012 ST. LOUIS RAMS**

Game	W/L	P/S	Att	Cmp	Pct	Yds	Att	TD	Int	Lg	Yds	Rtg
@DET 9/9	L	1/1	25	17	68.0	198	7.9	1	0	23	3-25	105.1
WAS 9/16	W	1/1	35	26	74.3	310	8.86	3	1	56	2-9	117.6
@CHI 9/23	L	1/1	35	18	51.4	152	4.34	0	2	30	6-51	39.2
SEA 9/30	W	1/1	30	16	53.3	221	7.37	0	1	52	2-12	63.3
ARI 10/4	W	1/1	21	7	33.3	141	6.71	2	1	51t	1-10	69.7
@MIA 10/14	L	1/1	39	26	66.7	315	8.08	0	0	65	3-15	91.3
GB 10/21	L	1/1	34	21	61.8	255	7.5	1	1	56	3-9	82.4
NE 10/28	L	1/1	30	22	73.3	205	6.83	1	1	50t	2-25	88.9
@SF 11/11	T	1/1	39	26	66.7	275	7.05	2	0	36t	2-16	104.1
NYJ 11/18	L	1/1	44	23	52.3	170	3.86	2	1	36	1-3	67.4
@ARI 11/25	W	1/1	17	8	47.1	205	12.1	2	1	38	2-11	106.3
SF 12/2	W	1/1	39	26	66.7	221	5.67	0	0	22	2-13	81.3
@BUF 12/9	W	1/1	39	19	48.7	209	5.36	1	1	24	1-2	62.9
MIN 12/16	L	1/1	55	35	63.6	377	6.85	3	1	26	4-32	94.3
@TB 12/23	W	1/1	27	13	48.1	196	7.26	2	1	80t	0-0	81.7
@SEA 12/30	L	1/1	42	25	59.5	252	6.0	1	1	37	0-0	74.7
<b>TOTAL</b>	<b>7-8</b>	<b>116/16</b>	<b>551</b>	<b>328</b>	<b>59.5</b>	<b>3702</b>	<b>6.7</b>	<b>21</b>	<b>13</b>	<b>80t</b>	<b>35-233</b>	<b>82.6</b>

**2011 ST. LOUIS RAMS**

Game	W/L	P/S	Att	Cmp	Pct	Yds	Att	TD	Int	Lg	Yds	Rtg
ARI 9/11	L	1/1	30	17	57.0	188	6.27	0	0	31	4-22	75.4
@NYG 9/19	L	1/1	46	22	47.8	331	7.20	1	0	68	2-23	79.3
BAL 9/25	L	1/1	32	16	50.0	166	5.19	1	1	34t	5-34	62.8
WAS 10/2	L	1/1	43	20	46.5	164	3.81	1	0	25	7-37	64.5
@GB 10/16	L	1/1	44	28	63.6	321	7.3	0	1	45	3-22	76.0
@DAL 10/23	L										Inactive (ankle)	
NO 10/30	W										Inactive (ankle)	
@ARI 11/6	L	1/1	36	23	63.9	255	7.08	0	1	26	4-22	73.3
@CLE 11/13	W	1/1	15	26	57.7	155	5.96	1	1	24	1-7	71.8
SEA 11/20	L	1/1	40	20	50.0	181	4.53	1	1	30	5-38	60.5
ARI 11/27	L	1/1	31	17	54.8	203	6.55	1	0	35	2-17	85.8
@SF 12/4	L										Inactive	
@SEA 12/12	L	1/1	29	12	41.4	193	6.6	0	1	50	3-26	49.9
CIN 12/18	L										Inactive	
@PIT 12/24	L										Inactive	
SF 1/11	L										Inactive	
<b>TOTALS</b>	<b>2-11</b>	<b>10/10</b>	<b>357</b>	<b>191</b>	<b>53.5</b>	<b>2,164</b>	<b>6.1</b>	<b>6</b>	<b>6</b>	<b>68</b>	<b>36-248</b>	<b>70.5</b>



# SAM BRADFORD NFL STATISTICS CONTINUED

## 2010 ST. LOUIS RAMS

Game	W/L P/S	Att	Cmp	Pct	Yds	Yds/				Sk-		Rtg
						Att	TD	Int	Lg	Yds	Rtg	
ARI 9/12	L 1/1	55	32	58.2	253	4.60	1	3	39	2-13	53.1	
@OAK 9/19	L 1/1	25	14	56.0	167	6.68	2	1	36	3-32	86.6	
WAS 9/26	W 1/1	37	23	62.1	235	6.35	1	1	30	1-3	78.1	
SEA 10/3	W 1/1	41	23	56.1	289	7.05	2	1	49	4-28	84.3	
@DET 10/10	L 1/1	45	23	51.1	215	4.78	0	2	30	1-2	46.1	
SD 10/17	W 1/1	31	18	58.1	198	6.38	1	0	38T	3-15	87.8	
@TB 10/24	L 1/1	26	13	50.0	126	4.85	2	0	19	1-2	89.6	
CAR 10/31	W 1/1	32	25	78.1	191	5.97	2	0	33	2-7	112.4	
@SF 11/14	L 1/1	42	30	71.4	251	5.97	1	0	25	3-23	94.4	
ATL 11/21	L 1/1	42	27	64.2	233	5.54	2	1	25T	0-0	84.7	
@DEN 11/21	W 1/1	37	22	59.4	308	8.32	3	0	45	2-0	113.3	
@ARI 12/5	W 1/1	29	18	62.1	187	6.45	0	1	26	2-18	66.3	
@NO 12/12	L 1/1	32	18	56.2	231	7.22	0	2	32	3-40	53.0	
KC 12/19	L 1/1	43	21	48.8	181	4.21	0	2	25	3-26	40.9	
SF 12/26	W 1/1	37	28	75.7	292	7.89	1	0	46	1-17	107.0	
@SEA 1/2/11	L 1/1	36	19	52.8	155	4.31	0	1	20	3-18	52.4	
<b>TOTALS</b>	<b>7-9</b>	<b>16/16</b>	<b>590</b>	<b>354</b>	<b>60.0</b>	<b>3,512</b>	<b>5.95</b>	<b>18</b>	<b>15</b>	<b>49</b>	<b>34-244</b>	<b>76.5</b>



**Height: 6-5**  
**Weight: 322**  
**Birth Date: 12/21/90**  
**2nd year (2nd Rams)**  
**D1-2012 (14th)**  
**LSU**  
**Chavez H.S.**  
**Houston, Texas**

**Career GP/GS (playoffs): 13/12**  
**(0/0)**



**TRANSACTIONS:** Selected by St. Louis in the first round (14th overall) of the 2012 NFL Draft (4/26/12).

**2012 SEASON:** Named to Pro Football Weekly's All-Rookie Team...led all Rams defensive linemen in tackles (63) despite missing three games...also had 4.0 sacks and 13 quarterback pressures during rookie season...**vs. Seattle (9/30):** Saw his first NFL action, starting at right defensive tackle...recorded two assisted tackles...**vs. Green Bay (10/21):** Started at right defensive tackle...sacked Packers' QB Aaron Rodgers for a loss of four yards, his first career sack...notched a season-high seven tackles (four solo)...**vs. New England (10/28):** Saw action on defense...tallied two assisted tackles, a pass defensed and three quarterback pressures...**at San Francisco (11/11):** Started at right defensive tackle...split a sack on 49ers QB Alex Smith with DE Robert Quinn for a two-yard loss...notched a solo sack on Smith to give him 1.5 on the day and 2.5 on the season...also made five tackles (three solo), one quarterback pressure and one hit on the quarterback...**vs. San Francisco (12/2):** Started at right defensive tackle...notched a season-high among Rams defensive linemen in tackles with 11 (five solo), including one for loss...**at Buffalo (12/9):** Started at right defensive tackle... split a sack on Buffalo QB Ryan Fitzpatrick on the first drive of the game...tallied a solo sack for a loss of six yards to push his season total to 4.0...forced a RB Fred Jackson fumble, which was recovered by LB James Laurinaitis and returned four yards...marks the first forced fumble of his career...also made six tackles (five solo), including one for loss...added two quarterback pressures and two quarterback hits...**vs. Minnesota (12/16):** Started at right defensive tackle...recorded seven tackles (two solo)...**at Tampa Bay (12/23):** Started at right defensive tackle...tallied five tackles (one solo)...also tipped one pass that was intercepted by DE Eugene Sims.

**COLLEGE:** Earned Associated Press second-team All-Southeastern Conference honors...in two seasons at Louisiana State, Brockers appeared in 27 games, starting 15 contests at left defensive tackle...credited with 79 tackles (34 solo), two sacks (16 yards), 11 stops for loss (33 yards) and five quarterback pressures...caused two fumbles, blocked one kick, intercepted one pass and deflected three others.

**PERSONAL:** Attended Chavez High School in Houston, Texas, playing football for Lobos head coach Mike Jackson...a dominating defensive end that was considered among the top prospects in the state of Texas for the Class of 2009...was rated the 10th defensive end in the country and 23rd prospect in the state of Texas by Rivals.com...Scout.com regarded him as the nation's 16th defensive end, with both recruiting services giving him a four-star rating...added Super Prep All-American honors while leading the Lobos to the first round of the Texas Class 5A state playoffs in 2008, as he also earned first-team All-Region and All-State honors as a senior...had previously established himself as one of the state's up-and-coming defenders after finishing his junior season with 59 tackles and 10 sacks in 2007...blocked one punt and one field goal...general studies major...one of five children of Tiffany Brockers...born Michael Seth Brockers on 12/21/90 in Houston, Texas.

## MICHAEL BROCKERS NFL STATS

### REGULAR SEASON

Year	Team	G/S	Tackles			Sk	Yds	Interceptions			TD	PD	Fumbles		
			Total	Solo	Asst			Int	Yds	Lg			FF	FR	Yds
2012	RAMS	13/12	63	31	32	4.0	18.5	0	0	0	0	2	1	0	0
<b>Total</b>		<b>13/12</b>	<b>63</b>	<b>31</b>	<b>32</b>	<b>4.0</b>	<b>18.5</b>	<b>0</b>	<b>0</b>	<b>0</b>	<b>0</b>	<b>2</b>	<b>1</b>	<b>0</b>	<b>0</b>



# MICHAEL BROCKERS NFL STATISTICS

## 2012 ST. LOUIS RAMS

Game	W/L	P/S	T	S	A	Sk	Yds	Int	Yds	Lg	TD	PD	FF	FR	Yds	
@DET 9/9	L															Inactive
WAS 9/16	W															Inactive
@CHI 9/23	L															Inactive
SEA 9/30	W	1/1	2	0	2	0.0	0	0	0	0	0	0	0	0	0	
ARI 10/4	W	1/1	2	2	0	0.0	0	0	0	0	0	0	0	0	0	
@MIA 10/14	L	1/1	1	0	1	0.0	0	0	0	0	0	0	0	0	0	
GB 10/21	L	1/1	7	4	3	1.0	4	0	0	0	0	0	0	0	0	
NE 10/28	L	1/0	2	0	2	0.0	0	0	0	0	0	1	0	0	0	
@SF 11/11	T	1/1	5	3	2	1.5	8	0	0	0	0	0	0	0	0	
NYJ 11/18	L	1/1	6	4	2	0.0	0	0	0	0	0	0	0	0	0	
@ARI 11/25	W	1/1	6	3	3	0.0	0	0	0	0	0	0	0	0	0	
SF 12/2	W	1/1	11	5	6	0.0	0	0	0	0	0	0	0	0	0	
@BUF 12/9	W	1/1	6	5	1	1.5	6.5	0	0	0	0	0	1	0	0	
MIN 12/16	L	1/1	7	2	5	0.0	0	0	0	0	0	0	0	0	0	
@TB 12/23	W	1/1	5	1	4	0.0	0	0	0	0	0	1	0	0	0	
@SEA 12/30	L	1/1	3	2	1	0.0	0	0	0	0	0	0	0	0	0	
TOTAL	7-8-1	13/12	63	31	32	4.0	18.5	0	0	0	0	2	1	0	0	



**Height: 6-7**  
**Weight: 270**  
**Birth Date: 2/18/88**  
**1st year (1st Rams)**  
**Nebraska-Kearney**  
**Elm Creek High School**  
**Elm Creek, Neb.**



**TRANSACTIONS:** Signed a futures contract with Rams (12/31/12)...waived from Rams practice squad (12/11/12)...signed to Rams practice squad (11/6/12)...waived from Rams practice squad (10/30/12)...signed to Rams practice squad (10/10/12)...waived from Rams practice squad (10/5/12)...signed to Rams practice squad (9/19/12)...waived by St. Louis (8/31/12)...claimed by St. Louis off waivers from Oakland (8/28/12)...waived by Oakland (8/27/12)...signed by Raiders as exclusive-rights player (4/2/12)...signed by Raiders to active roster (12/17/11)...signed by Raiders to practice squad (9/5/11)...waived by Raiders (9/3/11)...signed by Raiders as an undrafted rookie free agent (7/31/11).

**PRO:** Played in two games as a rookie in 2011 with Oakland after his promotion from the practice squad...spent majority of 2012 season on Rams practice squad.

**2012:** Spent 13 weeks on the Rams practice squad.

**2011:** In training camp with the Raiders...spent majority of season on the practice squad...Signed to active roster on 12/17... (12/18) vs. DET: Made NFL debut, seeing action on special teams...(12/24) at KC: Saw playing time on special teams...(1/1/12) vs. SD: Inactive for season finale.

**COLLEGE:** Played four years at Nebraska-Kearney...finished career as school's all-time leader with 23½ sacks...also registered 155 total tackles...two-time all-region selection and a two-time first-team All-Rocky Mountain Athletic Conference honoree, registered 5.5 sacks and nine tackles for loss as a senior...also had four passes defensed and blocked two kicks...totaled 44 tackles (23 solo) as a junior, along with 13 tackles for loss and eight sacks...also had one interception and one blocked kick that season...as a sophomore, recorded 35 tackles and seven sacks in a reserve role.

**PERSONAL:** Attended Elm Creek (Neb.) High School...led team to 2004 and 2005 Class DI state playoffs... two-time honorable-mention all-state performer in football, also played basketball and competed in track and field...finished third in the state Class C discus finals as a senior...father played football at Nebraska-Kearney.




**Height: 6-5**  
**Weight: 310**  
**Birth Date: 10/10/88**  
**Rookie**  
**FA-2013**  
**BYU**

**Highland High School**  
**Salt Lake City, Utah**

**Career GP/GS (playoffs): 0/0 (0/0)**



Signed with the Rams as an undrafted rookie free agent (5/9/13)...started 41 games and appeared in 52 in four seasons at BYU...started all 13 games during his sophomore, junior and senior seasons...two-time academic All-Mountain West Conference...spent time at tight end as a freshman before moving back to offensive tackle...spent two years in San Juan, Puerto Rico on a mission with the Mormon church...all-state performer at Highland High School where he helped team win Utah state championship as a senior...majored in exercise and wellness.



Height: 6-2  
Weight: 242  
Birth Date: 4/17/90  
2nd year (2nd Rams)  
FA-2012  
Houston  
Stone County H.S.  
Wiggins, Miss.  
Career GP/GS (playoffs): 1/0 (0/0)



**TRANSACTIONS:** Promoted to the Rams active roster (11/30/12)...signed to the Rams practice squad (9/14/12), after being released (8/31/12)...signed with the Rams as an undrafted rookie free agent (5/5/12).

**2012 SEASON:** Spent time on the Rams' practice squad, before being promoted to the active roster (11/30)...declared inactive for two games and did not play in two...**vs. San Francisco (12/2):** Saw his first NFL action.

**COLLEGE:** Named Associated Press Third-Team All-American and was First-Team All-Conference USA as a senior...led the nation with 30 tackles-for-loss and ranked among the national leaders in sacks with 13.5 in 2011...broke the school record for tackles-for-loss in a season (30) and finished No. 2 all-time in school history for sacks, just one half sack off the school mark...won National Defensive Player of the Week honors following his three-sack and 4.5 tackles-for-loss effort against SMU...had at least one TFL in 11-of-14 games played as a senior...as a junior, led Conference USA and ranked fifth in the NCAA in tackles for loss with 20...tied for fourth in Conference USA in quarterback sacks...spent two seasons at Mississippi Gulf Coast Community College...Second-Team All-State Mississippi Association of Junior Colleges as a sophomore... Registered 64 tackles, one forced fumble and two interceptions...majored in sociology.





Height: 6-2  
 Weight: 220  
 Birth Date: 6/6/83  
 8th year (3rd Rams)  
 FA-2011  
 Oregon  
 Burns H.S.  
 Burns, Oregon

Career GP/GS (playoffs): 30/12  
 (0/0)



**TRANSACTIONS:** Re-signed with the Rams as an unrestricted free agent (4/16/13)...re-signed with St. Louis (9/13/12), after being released (8/31/12)...claimed off waivers by St. Louis from Houston Texans (12/7/11)...released from Texans (12/6/11)... signed by Texans (11/23/11)...released from Washington Redskins (9/3/11)...signed by the Redskins (7/29/11)...became free agent (7/25/11)...re-signed by the New York Jets (4/13/10)...drafted in the second round (49th overall) by the Jets (7/27/06).

**2012 SEASON:** Saw action at quarterback in two games...**vs. New England (10/28):** Saw action on the final drive of the game...completed one-of-two attempts for 39 yards...**at Arizona (11/25):** Saw action on one play for Sam Bradford.

**2011 SEASON:** Claimed off waivers by St. Louis from Houston Texans (12/7)...**at Seattle (12/12):** Did not play...**vs. Cincinnati (12/18):** Started at quarterback...completed 25-of-26 passes for 229 yards and one touchdown...**at Pittsburgh (12/24):** Started at quarterback...completed nine-of-24 passes for 91 yards...**vs. San Francisco (1/1/12):** Started at quarterback...completed 14-of-31 passes for 226 yards and one touchdown...also tallied a rushing touchdown on an 18-yard scramble, his first multi-touchdown game of his career.

**2010 SEASON:** vs. Buffalo (1/2/11): Rushed for a touchdown in his only appearance of the season.

**2009 SEASON:** Appeared in 10 games, started one.

**2008 SEASON:** Appeared in two games.

**2007 SEASON:** Threw five touchdown passes, completing 130 passes on 250 attempts for 1,529 yards...vs. Pittsburgh (11/18/07): Recorded first career victory as a starter...completed five-of-nine passes for 58 yards and had one rush for 15 yards on the game-tying drive...vs. Cleveland (12/9/07): Rushed for his first career touchdown, a one-yard run, and completed a career-high 24 passes for a career-high 286 yards...at Baltimore (9/16/07): Threw his first career touchdown pass, a three-yard pass to Chris Baker...first career start.

**2006 SEASON:** at Jacksonville (10/8/06): Saw first NFL action.

**COLLEGE:** In 37 games, Clemens started 32 times...gained 7,555 yards while completing 613- of-1,005 passes (61.0 percent) with 61 touchdowns and 24 interceptions...added 535 yards with six scores on 273 carries (2.0 avg) and recorded four solo tackles...his 7,555 passing yards rank third in school annals and his 8,090 yards in total offense also rank third.

**HIGH SCHOOL:** The only player in state to attract Parade All-America attention ranked as third-best prep quarterback in country by PrepStar...the USA Today All-American and Oregon Gatorade Player-of-the-Year amassed seven of 10 votes on the Long Beach Press-Telegram's Best in the West list in addition to Tacoma News Tribune Northwest Nuggets inclusion... completed 218 of 395 passes for 3,464 yards and 37 touchdowns his senior year and rushed for 325 yards and 15 TDs...the first-team all-state safety (The Oregonian) collected 63 tackles and 12 interceptions final prep year after finishing with 11 picks as a junior...three-time first-team all-Greater Oregon League standout led Highlanders to 31-7 prep ledger and carried team to state championship game in 1999...closed career throwing for state record 8,646 yards (610-1,112) and 102 TDs.

**PERSONAL:** Born Kellen Vincent Clemens (6/6/83)...married to Nicole...son of John and Vicky Clemens...has four sisters... majored in business administration.



# KELLEN CLEMENS NFL STATISTICS

## REGULAR SEASON

Year	Team	G/S	Passing			Yds	Yds/Att	TD	Int	Lg	Sk-Yds	Rtg.
			Att	Cmp	Pct							
2006	NYJ	2/0	1	0	0.0	0	0	0	0	4-27	39.6	
2007	NYJ	10/8	250	130	52.0	1,529	6.1	5	10	56	27-138	60.9
2008	NYJ	2/0	5	3	60.0	26	5.2	0	1	11	0-0	34.2
2009	NYJ	10/1	26	13	50.0	125	4.8	0	0	26	4-21	63.8
2010	NYJ	1/0	2	1	50.0	6	6	0	0	6	0-0	56.3
2011	RAMS	3/3	91	48	52.7	546	6.0	2	1	36t	9-68	73.8
2012	RAMS	2/0	3	1	33.3	39	13.0	0	1	39	0-0	42.4
<b>TOTAL</b>		<b>30/12</b>	<b>378</b>	<b>196</b>	<b>51.9</b>	<b>2,271</b>	<b>6.0</b>	<b>7</b>	<b>13</b>	<b>56</b>	<b>44-254</b>	<b>62.2</b>

### SINGLE GAME HIGHS

Att - 42, vs. Washington (11/4/07)

Cmp - 24 vs. Cleveland (12/9/07)

Yards - 286 vs. Cleveland (12/9/07)

Pct - 62.5 at Miami (12/2/07)

Lg - 56, vs. Pittsburgh (11/18/07)

TD - 1, many times, last vs. San Francisco (1/1/12)

Rush - 8, vs. Kansas City (12/30/07)

Yards - 48, vs. Washington (11/4/07)

Lg - 18, vs. Washington (11/4/07)

TD - 1, last vs. San Francisco (1/1/12)



# KELLEN CLEMENS NFL STATISTICS

## 2012 ST. LOUIS RAMS

Game	W/L P/S	Att	Cmp	Pct	Yds/			Lg	Sk-			
					Yds.	Att	TD		Int	Yds	Rtg	
WAS 9/16	W				Did not play							
@CHI 9/23	L				Did not play							
SEA 9/30	W				Did not play							
ARI 10/4	W				Did not play							
@MIA 10/14	L				Did not play							
GB 10/21	L				Did not play							
NE 10/28	L	1/0	2	1	50.0	39	19.5	0	1	39	0	56.2
@SF 11/11	T				Did not play							
NYJ 11/18	L				Did not play							
@ARI 11/25	W	1/0	1	0	0.0	0	0	0	0	0.0	0	39.6
SF 12/2	W				Did not play							
@BUF 12/9	W				Did not play							
MIN 12/16	L				Did not play							
@TB 12/23	W				Did not play							
@SEA 12/30	L				Did not play							
<b>TOTAL</b>	<b>7-8-1</b>	<b>2/0</b>	<b>3</b>	<b>1</b>	<b>33.3</b>	<b>39</b>	<b>13.0</b>	<b>0</b>	<b>1</b>	<b>39</b>	<b>0</b>	<b>42.4</b>

## 2011 ST. LOUIS RAMS

Game	W/L P/S	Att	Cmp	Pct	Yds/			Lg	Sk-			
					Yds	Att	TD		Int	Yds	Rtg	
@ SF 12/4	L	Signed with the Rams (12/7)										
@SEA 12/12L		Did not play										
CIN 12/18	L	1/1	36	25	69.4	229	6.36	1	0	25t	3-19	95.7
@PIT 12/24L	L	1/1	24	9	37.5	91	3.79	0	0	17	3-23	49.1
SF 1/1/11	L	1/1	31	14	45.2	226	7.29	1	1	36t	3-26	64.7
<b>TOTALS</b>	<b>0-6</b>	<b>3/3</b>	<b>91</b>	<b>48</b>	<b>52.7</b>	<b>546</b>	<b>6.0</b>	<b>2</b>	<b>1</b>	<b>36t</b>	<b>9-68</b>	<b>73.8</b>





**Height:** 6-5  
**Weight:** 248  
**Birth Date:** 4/7/87  
**5th year (1st Rams)**  
**FA-2013**  
**South Carolina**  
**North Gwinnett H.S.**  
**Suwanee, Ga.**  
**Career GP/GS (playoffs):** 59/11  
**(0/0)**



**TRANSACTIONS:** Signed with the St. Louis Rams as a free agent (3/13/12)...selected by the Titans in the third round (89th overall) of the 2009 NFL Draft.

**PRO:** Cook possesses a rare combination of speed, athleticism and pass-catching skills...his first year with the Rams will be his fifth in the NFL...after a rookie season in which he played sparingly, putting up nine receptions for 74 yards, he enjoyed a strong sophomore campaign with 29 receptions for 361 yards and a touchdown...tied for 10th among NFL tight ends in the second half of the 2010 season with 26 catches in the final eight games...made further strides in 2011 by setting career highs in every receiving category, including a total of 759 receiving yards, which ranked second in Titans/Oilers history for a tight end (768 by Frank Wycheck in 1998)...widely considered one of the top playmakers at his position coming out of college, the Titans thought highly enough of him that they traded a 2010 second-round draft choice to the New England Patriots to acquire him in the third round of the 2009 NFL Draft.

**2012 SEASON:** Played in 13 games with five starts at tight end and tied for the team lead with four receiving touchdowns. Despite missing the final three games, ranked fourth on the team with 44 receptions and 523 receiving yards. Was placed on injured reserve on Dec. 13, 2012. Led the team in receptions once in 2012 (at JAC). Led the team in receiving yards once in 2012 (vs. NE)...**vs. New England (9/9):** Started at tight end and led the team with 64 receiving yards on four catches. Converted a third-and-six with a 19-yard grab over the middle late in the first quarter. Kickstarted the Titans' touchdown drive with a 35-yard reception early in the third quarter...**at San Diego (9/16):** Started at tight end and hauled in three receptions for 23 yards...**vs. Detroit (9/23):** Started at tight end and snared four catches for 77 yards and a touchdown before leaving the game in the second quarter with an injury. Gave the Titans a 17-6 lead with a 61-yard touchdown on a catch-and-run with 13:00 remaining in the second quarter...**at Houston (9/30):** Played as a reserve at tight end and caught three passes for 36 yards. Snared a 25-yard catch from Matt Hasselbeck on the final play of the first quarter...**at Minnesota (10/7):** Saw action as a reserve at tight end and grabbed five receptions for 37 yards, including a touchdown. Hauled in a 10-yard touchdown pass from Matt Hasselbeck with 10:35 remaining in the fourth quarter...**vs. Pittsburgh (10/11):** Played as a reserve at tight end and snared four catches for 54 yards. Helped set up the Titans' field goal before the half with a 19-yard catch late in the second quarter. Set up the Titans' game-winning field goal with a 25-yard catch-and-run to the Steelers' 25-yard line with 32 seconds left to play in the game...**at Buffalo (10/21):** Saw action as a reserve at tight end and grabbed two receptions for 37 yards. Extended the Titans' third touchdown drive with a pair of third down conversions: an eight-yard grab on third-and-6 and a 29-yard catch-and-run on third-and-6...**vs. Indianapolis (10/28):** Played as a reserve at tight end and snared three receptions for 45 yards. Extended the Titans' first scoring drive with a 16-yard grab on third-and-5 in the opening stanza. Hauled in a 29-yard reception on the Titans' scoring drive in the fourth quarter...**vs. Chicago (11/4):** Started at tight end and collected two receptions for six yards...**at Miami (11/11):** Played as a reserve at tight end and hauled in one touchdown reception for 26 yards. Extended the Titans' lead to 31-3 with a leaping, 26-yard touchdown reception on third-and-15 with 6:54 remaining in the third stanza...**at Jacksonville (11/25):** Saw action as a reserve at tight end and led the team with six receptions for 47 yards. Extended the Titans' scoring drive in the third quarter with a 15-yard catch on third-and-14...**Houston (12/2):** Started at tight end and notched four receptions for 51 yards. Kickstarted the Titans' initial scoring drive with a diving 25-yard grab in the opening quarter...**at Indianapolis (12/9):** Played as a reserve at tight end and caught three passes for 20 yards with a touchdown. Gave the Titans an early 7-0 lead with a leaping, 18-yard touchdown catch on third-and-six with 10:10 left to play in the first quarter.

**2011 SEASON:** Played in all 16 games with five starts at tight end and finished second on the team with a career-best 759 receiving yards, a total that also ranks second in franchise history by a tight end behind only Frank Wycheck's 768 yards in 1998. Ranked third on the team with 49 catches. Tied for the team lead in receptions four times in 2011 (at CLE, at IND, vs. JAX, at HST). Led the team in receiving yards three times in 2011 (at CLE, at IND, vs. JAX)...**at Cleveland (10/2):** Tied for the team lead with two receptions for a team-best 93 receiving yards and a touchdown. Extended the Titans lead to 14-6 with an 80-yard touchdown on a catch-and-run play down the left sideline with 13:59 left to play in the second quarter...**vs. Houston (10/23):** Snared two receptions for 22 yards with a touchdown. Got the Titans on the scoreboard with a five-yard touchdown reception in the corner of the end zone on fourth-and-goal with 5:34 remaining in the third quarter...**vs. Indianapolis (10/30):** Set up the Titans' first touchdown with a 32-yard reception on a third-and-6 late in the second quarter...**at Atlanta (11/20):** Caught five passes for 51 yards. Kickstarted the Titans' scoring drive at the end of the first half with a 20-yard catch. Hauled in a 22-yard pass from Jake Locker on fourth-and-17 during the touchdown drive late in the final quarter...**at Indianapolis (12/18):** Led the team with a career-high nine receptions and a career-best 103 receiving

yards. It was his first career 100-yard game. Extended a Titans' touchdown drive with a nine-yard catch on third-and-1 in the fourth quarter...**vs. Jacksonville (12/24)**: Led the team with eight receptions and a career-high 169 yards with a score. The 169 receiving yards set a new single-game franchise record for a tight end. Set up the Titans' first field goal with an 18-yard grab over the middle in the first quarter. Gave the Titans a 10-0 lead with a 55-yard touchdown catch over the deep middle with 4:39 left to play in the first stanza. Helped run out the clock with a 29-yard reception on third-and-five late in the fourth quarter...**at Houston (1/1)**: Tied for the team lead with four receptions for 63 yards. Helped set up the Titans' first touchdown of the afternoon with a 25-yard grab down to the Texans' four-yard line in the second quarter.

**2010 SEASON**:: Appeared in all 16 games with one start at tight end and collected 29 receptions for 361 yards with a touchdown. Over the final eight games of the season, tied for 10th among NFL tight ends with 26 receptions. Led or tied for the team lead in receptions four times in 2010 (at HOU, vs. JAX, at KC, at IND). Led the team in receiving yards twice in 2010 (vs. JAX, at KC)...**at San Diego (10/31)**: Caught one pass for 36 yards. Registered a solo tackle on special teams coverage units. Extended a Titans' scoring drive with a career-long 36-yard reception down the right sideline on third-and-4 in the first quarter...**at Houston (11/28)**: Tied for the team lead with four receptions for 40 yards. Drew a 20-yard pass interference penalty in the fourth quarter. Hauled in a 23-yard reception late in the fourth quarter...**vs. Jacksonville (12/5)**: Led the team with four receptions and 47 receiving yards. Extended a Titans' scoring drive by grabbing a seven-yard reception on fourth-and-6 in the fourth quarter...**vs. Houston (12/19)**: Made his first career start at tight end and hauled in three receptions for 42 yards. Hauled in a 27-yard reception along the left sideline in the third quarter...**at Kansas City (12/26)**: Led the team with five receptions and 96 receiving yards with his first career touchdown. Hauled in a 28-yard pass with an over-the-shoulder grab in the second quarter. Extended the Titans' second touchdown drive with a 22-yard reception on third-and-15 in the third quarter. On the next play, scored his first career touchdown on a 22-yard grab...**at Indianapolis (1/2)**: Led the team with seven receptions for 58 yards. Hauled in an 18-yard reception on third-and-8 late in the second quarter.

**2009 SEASON**:: Posted nine receptions for 74 yards in 14 games during rookie campaign...**vs. Houston (9/20)**: Made his NFL debut as a reserve...**at Jacksonville (10/4)**: Grabbed two catches for 11 yards, including his first career NFL reception, a five-yard pass from Kerry Collins...**vs. Indianapolis (10/11)**: Totaled season-high three receptions for 27 yards...**vs. Arizona (11/29)**: Made two key receptions for 29 total yards during game-winning touchdown drive in the fourth quarter, including a 17-yard catch on third-and-5.

**COLLEGE**: As a junior (2008), earned first-team All-SEC recognition by league's coaches and second-team accolades from Associated Press and Rivals.com...named one of eight semifinalists for Mackey Award, given to nation's top tight end... appeared in 13 games with 11 starts. Ranked second on team with 37 receptions and 573 receiving yards while leading team with 15.5-yard reception average. Had team's two longest receptions of season—a 66-yard touchdown against Arkansas (11/8) and 63-yard reception at Ole Miss (10/4). At Vanderbilt (9/4), had career-best day, recording eight receptions for 111 yards...as a sophomore (2007), moved permanently to tight end and appeared in 12 games with three starts. Ranked third on squad with 30 receptions for 421 yards (second on team). His 14.0-yard receiving average was highest for any player on team with more than two receptions...as a redshirt freshman (2006), split season between tight end and wide receiver. Saw action in 12 games and caught six passes for 113 yards, an average of 18.8 yards per catch...redshirted in 2005...majored in retail.

**PERSONAL**: Single, splits time between Nashville and Suwanee, Ga...attended North Gwinnett (Ga.) High School, where he played receiver and free safety. As senior, caught 32 passes for 800 yards and 10 touchdowns. Named first-team All-Conference, All-State and Super 11 Team selection by The Atlanta Journal Constitution. Rated 24th-best player in Georgia and 40th-best wide receiver in country by Rivals.com...also played basketball and earned All-Conference and All-State honors. During high school, his AAU basketball team, the Georgia Stars, won a national championship...born Jared Alan Cook on April 7, 1987 in Birmingham, Ala.

## JARED COOK NFL STATISTICS

### REGULAR SEASON

Year	Team	G/S	Receiving				Rushing					
			No	Yds	Avg	Lg	TD	Att	Yds	Avg	Lg	TD
2009	Tennessee	14/0	9	74	8.2	17	0	0	0	0.0	0	0
2010	Tennessee	16/1	29	361	12.4	36	1	0	0	0.0	0	0
2011	Tennessee	16/5	49	759	15.5	80t	3	0	0	0.0	0	0
2012	Tennessee	13/5	44	523	11.9	61t	4	0	0	0.0	0	0
<b>TOTALS</b>		<b>59/11</b>	<b>131</b>	<b>1,717</b>	<b>13.1</b>	<b>80t</b>	<b>8</b>	<b>0</b>	<b>0</b>	<b>0.0</b>	<b>0</b>	<b>0</b>

**ADDITIONAL CAREER STATISTICS**: Tackles: 2009 (1), 2011 (1), 2012 (1); Special Teams Tackles - 2010 (7), 2011 (2); Kickoff Returns - 1 for 3 yards in 2010.

### SINGLE GAME HIGHS

Receptions - 9, at Indianapolis (12/18/11)  
 Receiving yards - 169, vs. Jacksonville (12/24/11)  
 Long Reception - 80t, at Cleveland (10/2/11)  
 Touchdowns - 1 (many times, last at Indianapolis, 12/9/12)



# JARED COOK GAME-BY-GAME STATS

## 2012 TENNESSEE TITANS

Game	W/L	P/S	Receiving					Rushing				
			No	Yds	Avg	Lg	TD	Att	Yds	Avg	Lg	TD
NE 9/9	L	1/1	4	64	16.0	35	0	0	0	0.0	0	0
@SD 9/16	L	1/1	3	23	7.7	13	0	0	0	0.0	0	0
DET 9/23	W	1/1	4	77	19.3	61t	1	0	0	0.0	0	0
@HOU 9/30	L	1/0	3	36	12.0	25	0	0	0	0.0	0	0
@MIN 10/7	L	1/0	5	37	7.4	10t	1	0	0	0.0	0	0
PIT 10/11	W	1/0	4	54	13.5	25	0	0	0	0.0	0	0
@BUF 10/21	W	1/0	2	37	18.5	29	0	0	0	0.0	0	0
IND 10/28	L	1/0	3	45	15.0	29	0	0	0	0.0	0	0
CHI 11/4	L	1/1	2	6	3.0	7	0	0	0	0.0	0	0
@MIA 11/11	W	1/0	1	26	26.0	26t	1	0	0	0.0	0	0
@JAC 11/25	L	1/0	6	47	7.8	15	0	0	0	0.0	0	0
HOU 12/2	L	1/1	4	51	12.8	25	0	0	0	0.0	0	0
@IND 12/9	L	1/0	3	20	6.7	18t	1	0	0	0.0	0	0
NYJ 12/17	W						Inactive					
@GB 12/23	L						Inactive					
JAC 12/30	W						Inactive					
<b>TOTALS</b>	<b>6-10</b>	<b>13/5</b>	<b>44</b>	<b>523</b>	<b>11.9</b>	<b>61t</b>	<b>4</b>	<b>0</b>	<b>0</b>	<b>0.0</b>	<b>0</b>	<b>0</b>

## 2011 TENNESSEE TITANS

Game	W/L	P/S	Receiving					Rushing				
			No	Yds	Avg	Lg	TD	Att	Yds	Avg	Lg	TD
@JAC 9/11	L	1/1	1	7	7.0	7	0	0	0	0.0	0	0
BAL 9/18	W	1/0	2	37	18.5	33	0	0	0	0.0	0	0
DEN 9/25	W	1/0	2	12	6.0	6	0	0	0	0.0	0	0
@CLE 10/2	W	1/0	2	93	46.5	80t	1	0	0	0.0	0	0
@PIT 10/9	L	1/0	4	59	14.8	19	0	0	0	0.0	0	0
HOU 10/23	L	1/0	2	22	11.0	17	1	0	0	0.0	0	0
IND 10/30	W	1/0	2	40	20.0	32	0	0	0	0.0	0	0
CIN 11/6	L	1/0	4	47	11.8	15	0	0	0	0.0	0	0
@CAR 11/13	W	1/0	1	18	18.0	18	0	0	0	0.0	0	0
@ATL 11/20	L	1/0	5	51	10.2	22	0	0	0	0.0	0	0
TB 11/27	W	1/1	3	38	12.7	20	0	0	0	0.0	0	0
@BUF 12/4	W	1/0	0	0	0.0	0	0	0	0	0.0	0	0
NO 12/11	L	1/1	0	0	0.0	0	0	0	0	0.0	0	0
@IND 12/18	L	1/0	9	103	11.4	27	0	0	0	0.0	0	0
JAC 12/24	W	1/1	8	169	21.1	55t	1	0	0	0.0	0	0
@HOU 1/1	W	1/1	4	63	15.8	25	0	0	0	0.0	0	0
<b>TOTALS</b>	<b>9-7</b>	<b>16/5</b>	<b>49</b>	<b>759</b>	<b>15.5</b>	<b>80t</b>	<b>3</b>	<b>0</b>	<b>0</b>	<b>0.0</b>	<b>0</b>	<b>0</b>

## 2010 TENNESSEE TITANS

Game	W/L	P/S	Receiving					Rushing				
			No	Yds	Avg	Lg	TD	Att	Yds	Avg	Lg	TD
OAK 9/12	W	1/0	0	0	0.0	0	0	0	0	0.0	0	0
PIT 9/19	L	1/0	1	5	5.0	5	0	0	0	0.0	0	0
@NYG 9/26	W	1/0	0	0	0.0	0	0	0	0	0.0	0	0
DEN 10/3	L	1/0	1	17	17.0	17	0	0	0	0.0	0	0
@DAL 10/10	W	1/0	0	0	0.0	0	0	0	0	0.0	0	0
@JAC 10/18	W	1/0	0	0	0.0	0	0	0	0	0.0	0	0
PHI 10/24	W	1/0	0	0	0.0	0	0	0	0	0.0	0	0
@SD 10/31	L	1/0	1	36	36.0	36	0	0	0	0.0	0	0
@MIA 11/14	L	1/0	0	0	0.0	0	0	0	0	0.0	0	0
WAS 11/21	L	1/0	2	11	5.5	6	0	0	0	0.0	0	0
@HOU 11/28	L	1/0	4	40	10.0	23	0	0	0	0.0	0	0
JAC 12/5	L	1/0	4	47	11.8	18	0	0	0	0.0	0	0
IND 12/9	L	1/0	1	9	9.0	9	0	0	0	0.0	0	0
HOU 12/19	W	1/1	3	42	14.0	27	0	0	0	0.0	0	0
@KC 12/26	L	1/0	5	96	19.2	28	1	0	0	0.0	0	0
@IND 1/2	L	1/0	7	58	8.3	18	0	0	0	0.0	0	0
<b>TOTALS</b>	<b>6-10</b>	<b>16/1</b>	<b>29</b>	<b>361</b>	<b>12.4</b>	<b>36</b>	<b>1</b>	<b>0</b>	<b>0</b>	<b>0.0</b>	<b>0</b>	<b>0</b>

## 2009 TENNESSEE TITANS

Game	W/L	P/S	Receiving					Rushing					
			No	Yds	Avg	Lg	TD	Att	Yds	Avg	Lg	TD	
@PIT 9/10	L												
HOU 9/20	L	1/0	0	0	0.0	0	0	0	0	0.0	0	0	
@NYJ 9/27	L	1/0	0	0	0.0	0	0	0	0	0.0	0	0	
@JAC 10/4	L	1/0	2	11	5.5	6	0	0	0	0.0	0	0	
IND 10/11	L	1/0	3	27	9.0	11	0	0	0	0.0	0	0	
@NE 10/18	L	1/0	0	0	0.0	0	0	0	0	0.0	0	0	
JAC 11/1	W	1/0	1	3	3.0	0	0	0	0	0.0	0	0	
@SF 11/8	W	1/0	0	0	0.0	0	0	0	0	0.0	0	0	
BUF 11/15	W	1/0	1	4	4.0	4	0	0	0	0.0	0	0	
@HOU 11/23	W	1/0	0	0	0.0	0	0	0	0	0.0	0	0	
ARI 11/29	W	1/0	2	29	14.5	17	0	0	0	0.0	0	0	
@IND 12/6	L	1/0	0	0	0.0	0	0	0	0	0.0	0	0	
STL 12/13	W						Inactive						
MIA 12/20	W	1/0	0	0	0.0	0	0	0	0	0.0	0	0	
SD 10/25	L	1/0	0	0	0.0	0	0	0	0	0.0	0	0	
@SEA 1/3	W	1/0	0	0	0.0	0	0	0	0	0.0	0	0	
<b>TOTALS</b>	<b>8-8</b>	<b>14/0</b>	<b>9</b>	<b>74</b>	<b>8.2</b>	<b>17</b>	<b>0</b>	<b>0</b>	<b>0</b>	<b>0.0</b>	<b>0</b>	<b>0</b>	




**Height: 5-10**  
**Weight: 209**  
**Birth Date: 7/7/90**  
**Rookie**  
**FA-2013**

**Middle Tennessee State**  
**Goodpasture High School**  
**Nashville, Tenn.**

**Career GP/GS (playoffs): 0/0 (0/0)**



Signed with the Rams as an undrafted rookie free agent (4/30/13)...second team All-Sun Belt Conference as a senior...twice named SBC Offensive Player of the Week as a senior...named to the Doak Walker Award Watch List...Honorable Mention All-SBC Freshman Team by the league's beat writers...played in just five games as a senior and rushed for 600 yards and 11 touchdowns...was leading SBC in rushing and scoring when he suffered a season-ending injury in the team's sixth game... appeared in 37 games with the Blue Raiders...TSWA All-State and the Region Player of the Year as a high school senior after setting school records in single-season rushing yards (1,744), career touchdowns (60), touchdowns in a game (five), touchdowns in a season (29).



**Height: 6-2**  
**Weight: 311**  
**Birth Date: 9/28/86**  
**4th year (4th Rams)**  
**FA-2010**  
**Central Oklahoma**  
**McArthur H.S.**  
**Lawton, Okla.**  
**Career GP/GS (playoffs): 25/4**  
**(0/0)**



**TRANSACTIONS:** Resigned with the Rams as a restricted free agent (3/11/13)...Signed by Rams as an undrafted rookie free agent (4/26/10)...signed to the practice squad (9/15/10)...signed to active roster (9/25/10).

**2012 SEASON:** Saw action in a career-high 15 games...recorded 39 tackles and 1.0 sack...started Weeks 1-3 in place of Michael Brockers, his first career starts...**at Detroit (9/9):** Earned his first career start at right defensive tackle...**vs. Arizona (10/4):** Sacked Arizona QB Kevin Kolb for a six-yard loss to give him 1.5 for his career...also recorded one assisted tackle and one quarterback hit...**vs. San Francisco (12/2):** Saw action on defense...recorded five tackles (three solo), including one for loss.

**2011 SEASON:** Placed on reserve/injured list (8/30).

**2010 SEASON:** Finished rookie season with 16 tackles (eight solo), one half-sack and one pass defended...**vs. Washington (9/26/10):** Recorded two tackles (one solo) in NFL debut...**vs. Detroit (10/10/10):** Logged career-high five tackles (three solo)...**vs. Tampa Bay (10/24/10):** Collected first half-sack of career, dropping Buccaneers QB Josh Freeman for a nine-yard loss.

**COLLEGE:** First-team pick on the Consensus Draft services Division II preseason All-American team...started for the fourth straight season and was a second-team All-Lone Star Conference North Division pick...finished with 58 tackles (32 solo) with 12.5 tackles for loss, including 3.5 sacks for 23 yards as a Central Oklahoma Broncho...played in the Cactus Bowl, the NCAA Division II All – Star Game in Kingsville, Texas in early January, making four tackles, a sack and forcing a fumble in helping his team to victory...enjoyed a sensational junior season in earning first-team All-LSC North Division and second-team Daktronics All-Super Region Four accolades...finished with 60 tackles, including a team-high 15.5 for loss with 4.5 sacks...was a first-team All-LSC North Division pick after racking up 47 tackles with 6.5 for loss, including 3.5 sacks in 2007...made a career-high 10 tackles in narrow loss to Angelo State and had at least five tackles in six other games...started all year and finished with 33 tackles, including four for loss in 2006...notched a season-high seven stops with a fumble recovery and a blocked kick against Missouri Western...sat out redshirt season as a freshman.

**PERSONAL:** Prep standout as a two-way lineman at Lawton MacArthur High School...two-time all-district and Lawton Constitution All-Area pick, earning District Offensive Lineman of the Year honors as a senior...majored in general studies.



## JERMELLE CUDJO NFL STATISTICS

### REGULAR SEASON

Year	Team	.... G/S	Tackles					Interceptions				Fumbles			Yds	
			Total	Solo	Asst	Sk	Yds	Int	Yds	Lg	TD	PD	FF	FR		
2010	RAMS	.... 10/0	16	8	8	0.5	9	0	0	0	0	0	1	0	0	0
2011	RAMS	.....	Placed on reserve/injured list (8/30)													
2012	RAMS	.... 15/4	39	16	23	1.0	6	0	0	0	0	0	0	0	0	0
<b>Total</b>	<b>..</b>	<b>25/4</b>	<b>55</b>	<b>24</b>	<b>31</b>	<b>1.5</b>	<b>15</b>	<b>0</b>	<b>0</b>	<b>0</b>	<b>0</b>	<b>0</b>	<b>1</b>	<b>0</b>	<b>0</b>	

### SINGLE GAME HIGHS

Total Tackles – 5, few times, last vs. San Francisco (12/2/12)  
 Solo Tackles – 3, few times, last vs. San Francisco (12/2/12)  
 Sacks – 1.0, vs. Arizona (10/4/12)





# JERMELLE CUDJO GAME-BY-GAME STATISTICS

## 2012 ST. LOUIS RAMS

Game	W/L	P/S	T	S	A	Sk	Yds	Int	Yds	Lg	TDPD	FF	FR	Yds
@DET 9/9	L	1/1	0	0	0	0.0	0	0	0	0	0	0	0	0
WAS 9/16	W	1/1	2	0	2	0.0	0	0	0	0	0	0	0	0
@CHI 9/23	L	1/1	5	2	3	0.0	0	0	0	0	0	0	0	0
SEA 9/30	W							Inactive						
ARI 10/4	W	1/0	1	0	1	1.0	6	0	0	0	0	0	0	0
@MIA 10/14	L	1/0	2	2	0	0.0	0	0	0	0	0	0	0	0
GB 10/21	L	1/0	4	1	3	0.0	0	0	0	0	0	0	0	0
NE 10/28	L	1/0	2	0	2	0.0	0	0	0	0	0	0	0	0
@SF 11/11	T	1/0	3	3	0	0.0	0	0	0	0	0	0	0	0
NYJ 11/18	L	1/0	3	2	1	0.0	0	0	0	0	0	0	0	0
@ARI 11/25	W	1/0	3	1	2	0.0	0	0	0	0	0	0	0	0
SF 12/2	W	1/0	5	3	2	0.0	0	0	0	0	0	0	0	0
@BUF 12/9	W	1/1	2	1	1	0.0	0	0	0	0	0	0	0	0
MIN 12/16	L	1/0	3	0	3	0.0	0	0	0	0	0	0	0	0
@TB 12/23	W	1/0	1	0	1	0.0	0	0	0	0	0	0	0	0
@SEA 12/30	L	1/0	3	1	2	0.0	0	0	0	0	0	0	0	0
<b>TOTAL</b>		<b>7-8-1</b>	<b>15/4</b>	<b>39</b>	<b>16</b>	<b>23</b>	<b>1.0</b>	<b>6</b>	<b>0</b>	<b>0</b>	<b>0</b>	<b>0</b>	<b>0</b>	<b>0</b>

## 2010 ST. LOUIS RAMS

Game	W/L	P/S	T	S	A	Sk	Yds	Int	Yds	Lg	TD	PD	FF	FR	Yds
ARI 9/12	L							Inactive							
@OAK 9/19	L							Practice Squad							
WAS 9/26	W	1/0	2	1	1	0.0	0.0	0	0	0	0	0	0	0	0
SEA 10/3	W	1/0	2	2	0	0.0	0.0	0	0	0	0	0	0	0	0
@DET 10/10L	1/0	5	3	2	0.0	0.0	0	0	0	0	0	0	0	0	0
SD 10/17	W	1/0	0	0	0	0.0	0.0	0	0	0	0	0	0	0	0
@TB 10/24	L	1/0	0	0	0	0.0	0.0	0	0	0	0	0	0	0	0
CAR 10/31	W	1/0	4	0	4	0.5	9.0	0	0	0	0	0	0	0	0
@SF 11/14	L	1/0	0	0	0	0.0	0.0	0	0	0	0	0	0	0	0
ATL 11/21	L	1/0	2	1	1	0.0	0.0	0	0	0	0	0	0	0	0
@DEN 11/28	W							Inactive							
@ARI 12/5	W	1/0	1	1	0	0.0	0	0	0	0	0	0	0	0	0
@NO 12/12	L							Inactive							
KC 12/19	L	1/0	0	0	0	0.0	0	0	0	0	0	1	0	0	0
SF 12/26	W							Inactive							
@SEA 1/2	L							Inactive							
<b>TOTALS</b>		<b>7-9</b>	<b>10/0</b>	<b>16</b>	<b>8</b>	<b>8</b>	<b>0.5</b>	<b>9.0</b>	<b>0</b>	<b>0</b>	<b>0</b>	<b>1</b>	<b>0</b>	<b>0</b>	<b>0</b>



**Height: 6-5**  
**Weight: 308**  
**Birth Date: 6/24/81**  
**7th year (3rd Rams)**  
**UFA(ATL)-2011**  
**Nevada-Reno**  
**Churchill County H.S.**  
**Fallon, Nev.**  
**Career GP/GS (playoffs): 78/73**  
**(0/0)**



**TRANSACTIONS:** Placed on reserve/injured (12/18)...signed by the St. Louis Rams on 7/31/11...signed by the Dallas Cowboys as an undrafted free agent in 2005...signed by the Falcons off the San Francisco practice squad to the active roster on October 9, 2007...signed to the 53-man roster from the practice squad on December 20 and was allocated by San Francisco to NFL Europe Rhein Fire on January 11, 2006...waived on August 30 but signed to the practice squad on September 5...waived on June 3...claimed by San Francisco off waivers from Dallas on June 8, 2005.

**PRO:** Played in 78 games, with 73 starts...started in 20 games since joining the Rams in 2011...in 2008 he became a full time starter for the Falcons at right guard...established a name for himself as one of the league's toughest, nastiest players...also helped pave the way for Pro Bowl running back Michael Turner and the Falcon's run game which was second in the league in rushing...excelled in pass blocking as well, as he and the rest of the Falcon's offensive line only allowed 17 sacks (a franchise record) of 2008 AP Offensive Rookie of the Year quarterback Matt Ryan...signed by the Rams on July 31, 2011 after becoming a free agent.

**2012 SEASON:** Started 14 games at right guard before suffering a season-ending injury in Week 15...helped pave the way for RB Steven Jackson to rush for 1,042 yards...**vs. Washington (9/16):** Started at right guard...part of an offensive line that helped put up 452 total yards on offense...**vs. Arizona (10/4):** Started at right guard...part of an offensive line that allowed just one sack on QB Sam Bradford...**at Miami (10/14):** Started at right guard...helped block for the offense to put up 462 yards of total offense...**at San Francisco (11/11):** Started at right guard...helped pave the way for RB Steven Jackson to gain 101 rushing yards against a No. 2 ranked defense...**at Arizona (11/25):** Started at right guard...part of an offensive line that opened holes for RB Steven Jackson to rush for a season-high 139 yards...**vs. San Francisco (12/2):** Started at right guard...helped block for RB Steven Jackson to gain 117 yards from scrimmage...**vs. Minnesota (12/16):** Started at right guard...part of an offensive line that helped QB Sam Bradford pass for a career-high 377 yards...placed on reserve/injured (12/18).

**2011 SEASON:** Started 16 games...played at right guard for the first 10 games, before moving to right tackle for the final six...**at New York Giants (9/19):** Started at right guard...helped the offense put up 367 total yards...**at Arizona (11/4):** Started at right guard...helped opened lanes for RB Steven Jackson to rush for 130 yards on 29 attempts.

**2010 SEASON:** Started all 16 games...created holes for RB Michael Turner, allowing him to rush for 1,371 yards and 10 TDs...gave QB Matt Ryan time to throw for 3,705 yards and 28 TDs...the Falcons won 13 games and the NFC South title.

**2009 SEASON:** Played and started 11 games...helped the Falcons rushing attack gain 1,876 yards and 15 touchdowns...the Falcons offensive line held opposing teams to only 19 sacks.

**2008 SEASON:** Started all 16 games...led the way for RB Michael Turner who ran for 1,699 yards and 17 touchdowns earning him a pro-bowl selection...also provided great protection for rookie QB Matt Ryan as the Falcons allowed a franchise low 17 sacks.

**COLLEGE:** Attended the University of Nevada where he earned first team ALL-WAC accolades in junior and senior seasons with the Wolf Pack...named to Outland Trophy and Lombardi Award watch lists in July 2004 prior to the start of the 2004 campaign at Nevada...at the end of 2004 season he was invited to play in the 2005 East-West Shrine Game...served as a co-captain of the Wolf Pack his senior season...majored in history.

**PERSONAL:** All-state selection at Churchill County High School; named all-league and All-Northern Nevada...a three-time zone wrestling champion and state champion at 215 lbs. in 1999... #59 number was retired by Churchill County in January 2009...reputation as being one of the league's dirtiest players...resides in Fallon, NV in offseason...married to Laurie, and has a dog named Newman...born Harvey Dahl (6/24/81) in Fallon, NV.

**DAHL'S Games Played Stats:** RAMS 2012 (14/14), 2011 (16/16); Atlanta 2010 (16/16), 2009 (11/11), 2008 (16/16), 2007 (1/0); San Francisco 2006 (4/0). **TOTALS: 78/73.**



Height: 6-0  
 Weight: 211  
 Birth Date: 9/27/89  
 2nd year (2nd Rams)  
 FA-2012  
 Duke  
 Churchill County H.S.  
 Fayetteville, Ga.  
 Career GP/GS (playoffs): 4/0 (0/0)



**TRANSACTIONS:** Placed on reserve/injured (11/17)...signed with the Rams as an undrafted rookie free agent (5/1/12).

**2012 SEASON:** at Detroit (9/9): Saw action on special teams...registered one tackle...vs. Washington (9/16): Saw action on special teams...at Chicago (9/23): Declared inactive...vs. Seattle (9/30): Declared inactive...Week 5 vs. Arizona (10/4): Declared inactive...at Miami (10/14): Declared inactive...vs. Green Bay (10/21): Saw action on special teams...vs. New England (10/28): Saw action on special teams...left the game in the fourth quarter with an injury and did not return...placed on reserve/injured (11/7).

**COLLEGE:** Earned first-team All-ACC and second-team All-America honors as a senior after leading Duke in tackles with 126...third in the balloting for ACC Defensive Player of the Year accolades...played in the 2012 East-West Shrine Game...served as a team captain in 2011...played in 46 career games and compiled totals of 324 tackles, 13.0 tackles for loss, four interceptions, seven caused fumbles, three fumble recoveries and 27 pass breakups...Academic All-ACC choice as a junior and sophomore...started all 12 games and finished second on the team with 93 total tackles in 2010...added 6.0 tackles for loss, seven PBUs, three caused fumbles, two fumble recoveries and one INT...holds a degree in public policy studies.

**PERSONAL:** Three-time all-region pick and two-time all-county choice in high school...named Fayette County's Offensive and Defensive Player of the Year as both a junior and senior...set school single-game rushing record with 348 yards... also participated in track and field...honored with the Watkins Award, an honor presented annually to the top African-American high school student-athlete in the country.



Height: 6-2  
Weight: 221  
Birth Date: 6/2/89  
2nd year (2nd Rams)  
FA-2012  
Southern Mississippi  
Meridian, Miss.

Career GP/GS (playoffs): 0/0 (0/0)



**TRANSACTIONS:** Signed with the Rams as an undrafted rookie free agent (5/1/12).

**2012 SEASON:** Did not play in Week 1, declared inactive for the remainder of the season.

**COLLEGE:** Led Southern Miss to 12 wins and a Conference USA championship as a senior...set single-season and career school records for touchdowns, passing yards and completion percentages...succeeded in supplanting Brett Favre atop every major statistical record in school history...threw for a school record 3,331 yards in 2011...was named the 2011 Burlsworth Trophy winner and won the Connerly Trophy as the nation's top former walk-on and top player in Mississippi, respectively...earned All-C-USA second team honors as a sophomore and junior...became the school's all-time leader in touchdown passes during junior season...became first USM freshman quarterback to lead Golden Eagles to a bowl victory in 2008...was a C-USA All-Freshman selection, who also garnered Freshman All-America honors by CollegeFootballNews.com...tossed a school freshman-record 23 touchdowns, bettering Favre's mark of 15 in 1987...redshirted in 2007...holds a degree in business administration.

**PERSONAL:** As a high school senior, threw for 1,100 yards passing with 15 touchdowns and rushed for 600 yards with six touchdowns...received all-area honors and participated in the Mississippi/Alabama All-Star game...named all-state in baseball.




**Height: 6-1**  
**Weight: 204**  
**Birth Date: 6/6/89**

**Rookie**  
**FA-2013**  
**Texas Tech**  
**Stephenville High School**  
**Stephenville, Texas**

**Career GP/GS (playoffs): 0/0 (0/0)**



Signed with the Rams as an undrafted rookie free agent (4/29/13)...Capital One Academic All-America (first Team)...Phil Steele All-Big 12 (second Team)... All-Big 12 (second Team)... All-Big 12 Defensive Player of the Year (honorable mention)...All-Big 12 Scholar-Athlete of the Year (honorable mention)...Academic All-Big 12 (first team)...ranked second in Big 12 in solo tackles (84) as a senior and eighth in the conference in total tackles (101)...ranks eighth in school history in career tackles (362)... led the team with 101 tackles (84 solo) as a senior...started 49 games, including 22 consecutive starts at safety...Academic All-Big 12 (first team) as a junior... All-Big 12 (honorable mention) as a sophomore...Phil Steele Freshman All-America (first Team)...attended Stephenville High School in Stephenville, Texas...an extremely productive high school player, he helped lead Stephenville to a combined 33-5 record during his three years as a starter in the defensive backfield...majored in business administration.



**Height: 6-0**  
**Weight: 226**  
**Birth Date: 3/13/85**  
**6th year (2nd Rams)**  
**UFA(NO)-2012**  
**Boston College**  
**Thomas J. Corcoran H.S.**  
**Syracuse, N.Y.**  
**Career GP/GS (playoffs): 69/43**  
**(3/1)**



**TRANSACTIONS:** Signed with St. Louis (4/2/12)...declared free agent (3/13/12)...re-signed with the Saints (7/29/11)...placed on injured reserve (12/8/09)...signed to active roster from practice squad (9/6/08)...waived (8/31/08)...signed by New Orleans to a three-year contract as an undrafted free agent, (4/30/08).

**PRO:** Sixth-year pro has played in 69 games with 43 starts...tallied a new career-high 157 tackles in 2012...also recorded first career interception, added another one later in the season...notched a career-high 4.5 sacks...led the Saints' linebacker corps in 2011 with 90 tackles...appeared in all 16 games with 14 starts...played in 53 games with 27 starts, recording 163 stops (69 solo), two sacks, 12 pass defenses, three forced fumbles, one fumble recovery and 34 special teams tackles.

**2012 SEASON:** Started 16 games at linebacker...finished second among Rams with career-high 157 tackles...posted 4.5 sacks, two interceptions and led Rams with 23 tackles for loss in first season in St. Louis...established new personal-bests in single-season total tackles and solos with 157 total (112 solo)...**at Detroit (9/9):** Started at weakside linebacker in his Rams' debut...logged an interception from Lions' QB Matt Stafford in the second quarter and returned it 42 yards to the Detroit 44-yard line...marked his first career interception...registered eight tackles (five solo), including two for a loss...also tallied a pass defended...**vs. Washington (9/16):** Started at weakside linebacker...finished second for the team lead with 12 tackles (nine solo)...**vs. Arizona (10/4):** Started at weakside linebacker...tallied his first sack as a Ram when he took down Arizona QB Kevin Kolb, marks the third sack of his career...tallied nine tackles (five solo)...added two passes defended...also made one special teams tackle...**at Miami (10/14):** Started at weakside linebacker...sacked Dolphins QB Ryan Tannehill for a seven-yard loss, his second consecutive game with a sack...tallied a second sack on Tannehill, to mark his first multi-sack game of his career...the plays give him three sacks this season and five career...logged seven tackles (six solo)...added four quarterback pressures and one forced fumble...**vs. New England (10/28):** Started at weakside linebacker...led the team in tackles with 11 (nine solo), including one for a loss...added one quarterback pressure and one hit on the quarterback...added one special teams tackle...**at Arizona (11/25):** Started at weakside linebacker...established a new personal best in solo tackles with 11 (12 total), including one for a loss...**vs. San Francisco (12/2):** Started at linebacker...split a sack with DE William Hayes on 49ers QB Colin Kaepernick for a loss of seven yards...logged a career-high 16 tackles (11 solo), including four tackles for loss...also added one pass defended and two quarterback hits...**at Buffalo (12/9):** Started at linebacker...intercepted Buffalo QB Ryan Fitzpatrick with 21 seconds remaining in the game to seal the win...marked his second career interception...also recorded eight tackles (four solo), one pass batted down and one quarterback hit...also made one special teams tackle...**at Tampa Bay (12/23):** Started at linebacker...led the team in tackles with 14 (11 solo)...added one quarterback pressure and one quarterback hit...**at Seattle (12/30):** Started at linebacker...led the team in tackles with 13 (eight solo), including two for loss...added one sack and one quarterback hit...also caused one fumble.

**2011 SEASON:** Played in 16 games with 14 starts, opening five in place of an injured Jonathan Vilma at MLB and the other nine at strongside linebacker...ranked third on the team with 90 tackles (56 solo), one sack, seven pass defenses, two forced fumbles and two special teams stops... **vs. Chicago (9/18):** Made first start of season at strongside linebacker...recorded six tackles (four solo)...**vs. Houston (9/25):** Made first start of season in the middle in place of an injured Vilma...led the team with a season-high 12 tackles (eight solo) and two pass defenses...Returned to MLB spot in Vilma's place for a three-game stretch **vs. Tampa Bay (11/6)** a period when he recorded 26 tackles and two forced fumbles...**vs. N.Y. Giants (11/28):** Registered 10 tackles (five solo) and one forced fumble...**at Tennessee (12/11):** Started at strongside linebacker...recorded seven tackles (five solo), two pass defenses...sacked Titans QB Jake Locker at the New Orleans eight-yard line on the last play of the game to preserve the victory...**NFC Divisional Game vs. San Francisco 1/14/12:** Started and recorded six tackles (three solo).

**2010 SEASON:** Played in 13 games with eight starts...recorded 50 tackles (28 solo), a sack, two pass defenses, a forced fumble, a fumble recovery and four special teams stops...inactive for three contests...**vs. Minnesota (9/9):** Started...posted seven tackles (three solo), including one for a loss... **at San Francisco (9/20):** Made three tackles from starting spot...tipped a fourth quarter pass that CB Tracy Porter intercepted...posted career-high 13 tackles (ten solo), with one stop for a loss...Made four tackles (three solo) from starting spot and forced a fumble at Tampa Bay, Oct. 17...Started and made three tackles, including his first career sack, when he dropped QB Colt McCoy for a three-yard loss **vs. Cleveland, Oct. 24**...Played as reserve and made five tackles with a special teams stop at Dallas, Nov. 25...Started at Atlanta, Dec. 27 and led team with eight tackles (five solo)...Made four tackles and recovered a fumble as reserve **vs. Tampa Bay, 1/2/11**...Saw extensive action in NFC Wild Card Playoff at Seattle, 1/8/11 and recorded eight tackles (four solo), with two for a loss.

**2009 SEASON:** Started three games and appeared in nine prior to being placed on injured reserve (12/8) with injured hamstring...had 16 tackles (eight solo) and 12 special teams tackles...inactive for three-game stretch early (at Buffalo, Sept 27-**vs.**

NY Giants, Oct. 18) with hamstring injury...Returned at Miami (10/25): Notched one tackle, knocked down a pass and added a special teams stop...vs. Atlanta (11/2): Started at linebacker...had six stops... vs. Carolina: Posted then career-high seven tackles (three solo)...at Tampa Bay (11/22): Tied career-high with three special teams tackles...also added two defensive stops.

**2008 SEASON:** Appeared in 15 games with two starts...recorded seven tackles (two solo), two pass defenses and 16 special teams tackles... at Washington (9/14): Made first career start...notched five tackles (two solo) and two passes defended...vs. Minnesota (10/6): Had big night on special teams, making career-high three solo tackles as well as throwing key blocks on Reggie Bush's two punt return touchdowns.

**COLLEGE:** Two-year starter and captain at BC...notched 269 tackles with 2.5 sacks and two interceptions over his 46-game career...as a junior tied an NCAA Division I-A record when he returned two fumbles for touchdowns in the same game.

**PERSONAL:** Born in Syracuse, N.Y...all-state RB and also played LB at Thomas J. Corcoran (Syracuse, N.Y.) HS.

## JO-LONN DUNBAR NFL STATISTICS

### REGULAR SEASON

Year	Team	G/S	Tackles					Interceptions					Fumbles		
			Total	Solo	Asst	Sk	Yds	Int	Yds	Lg	TD	PD	FF	FR	Yds
2008	New Orleans	15/2	7	2	5	0	0	0	0	0	0	2	0	0	0
2009	New Orleans	9/3	16	8	8	0	0	0	0	0	1	0	0	0	
2010	New Orleans	13/8	50	28	22	1	2	0	0	0	2	1	1	0	
2011	New Orleans	16/14	90	56	34	1	3	0	0	0	7	2	0	0	
2012	RAMS	16/16	157	112	45	4.5	40.5	2	63	42	0	5	2	0	
<b>Total</b>		<b>69/43</b>	<b>320</b>	<b>203</b>	<b>114</b>	<b>6.5</b>	<b>45.5</b>	<b>2</b>	<b>63</b>	<b>42</b>	<b>0</b>	<b>17</b>	<b>5</b>	<b>1</b>	

### POSTSEASON

Year	Team	G/S	Tackles					Interceptions					Fumbles		
			Total	Solo	Asst	Sk	Yds	Int	Yds	Lg	TD	PD	FF	FR	Yds
2009	New Orleans		Placed on Reserve/Injured 12/8												
2010	New Orleans	1/0	8	4	4	0	0	0	0	0	0	0	0	0	0
2011	New Orleans	2/1	6	3	3	0	0	0	0	0	0	0	0	0	
<b>TOTAL</b>		<b>3/1</b>	<b>14</b>	<b>7</b>	<b>7</b>	<b>0</b>	<b>0</b>	<b>0</b>	<b>0</b>	<b>0</b>	<b>0</b>	<b>0</b>	<b>0</b>	<b>0</b>	

**ADDITIONAL STATS:** Special Teams Tackles: **Saints** 2008 (16), 2009 (12), 2010 (4), 2011 (2), 2012 (3); **Rams** 2012 (3) Total: 40.

### SINGLE GAME HIGHS

Total Tackles – 16, vs. San Francisco (12/2/12)  
 Solo Tackles – 11, two times, last vs. San Francisco (12/2/12)  
 Passes Defensed – 2, a few times, last vs. Houston (9/25/11)  
 Interceptions – 1, two times, last at Buffalo (12/9/12)

## JO-LONN DUNBAR GAME-BY-GAME STATS

### 2012 ST. LOUIS RAMS

Game	W/L	P/S	T	S	A	Sk	Yds	Int	Yds	Lg	TDPD	FF	FR	Yds
@DET 9/9	L	1/1	8	5	3	0.0	0	1	42	42	0	1	0	0
WAS 9/16	W	1/1	12	9	3	0.0	0	0	0	0	0	0	0	0
@CHI 9/23	L	1/1	10	7	3	0.0	0	0	0	0	0	0	0	0
SEA 9/30	W	1/1	8	7	1	0.0	0	0	0	0	0	0	0	0
ARI 10/4	W	1/1	9	5	4	1.0	5	0	0	0	2	0	0	0
@MIA 10/14	L	1/1	7	6	1	2.0	24	0	0	0	0	1	0	0
GB 10/21	L	1/1	7	2	5	0.0	0	0	0	0	0	0	0	0
NE 10/28	L	1/1	11	9	2	0.0	0	0	0	0	0	0	0	0
@SF 11/11	T	1/1	7	5	2	0.0	0	0	0	0	0	0	0	0
NYJ 11/18	L	1/1	7	5	2	0.0	0	0	0	0	0	0	0	0
@ARI 11/25	W	1/1	12	11	1	0.0	0	0	0	0	0	0	0	0
SF 12/2	W	1/1	16	11	5	0.5	3.5	0	0	0	1	0	0	0
@BUF 12/9	W	1/1	8	4	4	0.0	0	1	21	0	1	0	0	0
MIN 12/16	L	1/1	8	7	1	0.0	0	0	0	0	0	0	0	0
@TB 12/23	W	1/1	14	11	3	0.0	0	0	0	0	0	0	0	0
@SEA 12/30	L	1/1	13	8	5	1.0	8	0	0	0	0	1	0	0
<b>TOTAL</b>		<b>7-8-1</b>	<b>16/16</b>	<b>157</b>	<b>112</b>	<b>45</b>	<b>4.5</b>	<b>40.5</b>	<b>2</b>	<b>63</b>	<b>42</b>	<b>0</b>	<b>5</b>	<b>2</b>

### 2011 NEW ORLEANS SAINTS

Game	W/L	P/S	T	S	A	Sk	Yds	Int	Yds	Lg	TDPD	FF	FR	Yds
@GB 9/8	L	1/0	0	0	0	0.0	0	0	0	0	0	0	0	0
CHI 9/18	W	1/1	6	4	2	0.0	0	0	0	0	0	0	0	0
HOU 9/25	W	1/1	12	8	4	0.0	0	0	0	0	0	2	0	0
@JAC 10/2	W	1/1	4	2	2	0.0	0	0	0	0	0	0	0	0
@CAR 10/9	W	1/1	4	4	0	0.0	0	0	0	0	0	0	0	0
@TB 10/16	L	1/1	5	3	2	0.0	0	0	0	0	0	0	0	0
IND 10/23	W	1/1	5	3	2	0.0	0	0	0	0	0	0	0	0
@STL 10/30	L	1/1	7	2	5	0.0	0	0	0	0	0	0	0	0
TB 11/6	W	1/1	7	5	2	0.0	0	0	0	0	0	0	0	0
@ATL 11/13	W	1/1	9	6	3	0.0	0	0	0	0	0	1	0	0
NYG 11/28	W	1/1	10	5	5	0.0	0	0	0	0	0	0	1	0
DET 12/4	W	1/1	2	0	2	0.0	0	0	0	0	0	0	0	0
@TEN 12/11	W	1/1	7	5	2	1.0	3	0	0	0	2	0	0	0
@MIN 12/18	W	1/1	2	2	0	0.0	0	0	0	0	0	1	0	0
ATL 12/26	W	1/0	4	3	1	0.0	0	0	0	0	2	0	0	0
CAR 1/1	W	1/1	6	4	2	0.0	0	0	0	0	0	0	0	0
<b>TOTAL</b>		<b>13-3</b>	<b>16/14</b>	<b>90</b>	<b>56</b>	<b>34</b>	<b>1.0</b>	<b>3</b>	<b>0</b>	<b>0</b>	<b>0</b>	<b>7</b>	<b>2</b>	<b>0</b>



# JO-LONN DUNBAR GAME-BY-GAME STATS CONTINUED

## 2010 NEW ORLEANS SAINTS

Game	W/L	P/S	T	S	A	Sk	Yds	Int	Yds	Lg	TDPD	FF	FR	Yds
@MIN 9/9	W	1/1	7	3	4	0.0	0	0	0	0	0	0	0	0
@SF 9/20	W	1/1	3	0	3	0.0	0	0	0	0	0	1	0	0
ATL 9/26	L	1/1	13	10	3	0.0	0	0	0	0	0	0	0	0
CAR 10/3	W	1/1	1	1	0	0.0	0	0	0	0	0	0	0	0
@ARI 10/10	L	1/1	2	1	1	0.0	0	0	0	0	0	1	0	0
@TB 10/17	W	1/1	4	3	1	0.0	0	0	0	0	0	0	1	0
CLE 10/24	L	1/1	3	2	1	1.0	2	0	0	0	0	0	0	0
PIT 10/31	W	1/0	0	0	0	0.0	0	0	0	0	0	0	0	0
@CAR 11/7	W								Inactive					
SEA 11/21	W								Inactive					
@DAL 11/25	W	1/0	5	2	3	0.0	0	0	0	0	0	0	0	0
@CIN 12/5	W	1/0	0	0	0	0.0	0	0	0	0	0	0	0	0
STL 12/12	W	1/0	0	0	0	0.0	0	0	0	0	0	0	0	0
@BAL 12/19	L								Inactive					
@ATL 12/27	W	1/1	8	5	3	0.0	0	0	0	0	0	0	0	0
TB 1/2	L	1/0	4	1	3	0.0	0	0	0	0	0	0	1	0
<b>TOTAL</b>	<b>11-5</b>	<b>13/8</b>	<b>50</b>	<b>28</b>	<b>22</b>	<b>1.0</b>	<b>2</b>	<b>0</b>	<b>0</b>	<b>0</b>	<b>2</b>	<b>1</b>	<b>1</b>	<b>0</b>

## 2009 NEW ORLEANS SAINTS

Game	W/L	P/S	T	S	A	Sk	Yds	Int	Yds	Lg	TDPD	FF	FR	Yds
@DET 9/13	W	1/0	0	0	0	0.0	0	0	0	0	0	0	0	0
@PHI 9/20	W	1/0	0	0	0	0.0	0	0	0	0	0	0	0	0
@BUF 9/27	W								Inactive (hamstring)					
NYJ 10/4	W								Inactive					
NYG 10/18	W								Inactive					
@MIA 10/25	W	1/0	1	1	0	0.0	0	0	0	0	0	1	0	0
ATL 11/2	W	1/1	6	4	2	0.0	0	0	0	0	0	0	0	0
CAR 11/8	W	1/1	7	3	4	0.0	0	0	0	0	0	0	0	0
@STL 11/15	W	1/0	0	0	0	0.0	0	0	0	0	0	0	0	0
@TB 11/22	W	1/0	2	1	1	0.0	0	0	0	0	0	0	0	0
NE 11/30	W	1/0	0	0	0	0.0	0	0	0	0	0	0	0	0
@WAS 12/6	W	1/1	0	0	0	0.0	0	0	0	0	0	0	0	0
@ATL 12/13	W								Placed on IR, 12/8					
<b>TOTAL</b>	<b>13-3</b>	<b>9/3</b>	<b>16</b>	<b>8</b>	<b>8</b>	<b>0.0</b>	<b>0</b>	<b>0</b>	<b>0</b>	<b>0</b>	<b>0</b>	<b>1</b>	<b>0</b>	<b>0</b>

## 2008 NEW ORLEANS SAINTS

Game	W/L	P/S	T	S	A	Sk	Yds	Int	Yds	Lg	TDPD	FF	FR	Yds
TB 9/7	W	1/0	0	0	0	0.0	0	0	0	0	0	0	0	0
@WAS 9/14	L	1/1	5	2	3	0.0	0	0	0	0	2	0	0	0
@DEN 9/21	L	1/1	2	0	2	0.0	0	0	0	0	0	0	0	0
SF 9/28	W	1/0	0	0	0	0.0	0	0	0	0	0	0	0	0
MIN 10/6	L	1/0	0	0	0	0.0	0	0	0	0	0	0	0	0
OAK 10/12	W	1/0	0	0	0	0.0	0	0	0	0	0	0	0	0
@CAR 10/19	L	1/0	0	0	0	0.0	0	0	0	0	0	0	0	0
SD 10/26	W	1/0	0	0	0	0.0	0	0	0	0	0	0	0	0
@ATL 11/9	L	1/0	0	0	0	0.0	0	0	0	0	0	0	0	0
@KC 11/16	W	1/0	0	0	0	0.0	0	0	0	0	0	0	0	0
GB 11/24	W								Inactive					
@TB 11/30	L	1/0	0	0	0	0.0	0	0	0	0	0	0	0	0
ATL 12/7	W	1/0	0	0	0	0.0	0	0	0	0	0	0	0	0
@CHI 12/11	L	1/0	0	0	0	0.0	0	0	0	0	0	0	0	0
@DET 12/21	W	1/0	0	0	0	0.0	0	0	0	0	0	0	0	0
CAR 12/28	L	1/0	0	0	0	0.0	0	0	0	0	0	0	0	0
<b>TOTAL</b>	<b>8-8</b>	<b>15/2</b>	<b>7</b>	<b>2</b>	<b>5</b>	<b>0.0</b>	<b>0</b>	<b>0</b>	<b>0</b>	<b>0</b>	<b>2</b>	<b>0</b>	<b>0</b>	<b>0</b>






Height: 5-10  
 Weight: 188  
 Birth Date: 2/2/84  
 8th year (2nd Rams)  
 UFA(TEN)-2012  
 Samford  
 Milton H.S.  
 Milton, Fla.

Career GP/GS (playoffs): 109/94  
 (2/2)



**TRANSACTIONS:** Signed as a free agent with St. Louis (3/15/11)...selected with the Titans' first pick of the seventh round (215th overall) in the 2006 NFL Draft.

**PRO:** An elite cornerback recognized for his blazing speed and a feisty attitude...has posted three consecutive seasons with 100-plus tackles...named to his first career Pro Bowl in 2008 and earned Associated Press All-Pro honors...also in 2008, earned first-team All-Pro honors after he led the Titans with 20 passes defended and finished tied for sixth in the NFL with five interceptions...with five interceptions in each of the 2008 and 2009 seasons, became the first Titans player to record five back-to-back interception efforts since Daryll Lewis (1994-97)...as a rookie in 2006, the former college safety played cornerback for the first time, mostly used in nickel and dime packages.



**2012 SEASON:** Recorded 113 tackles in first season with Rams...notched his third 100-plus tackle season of his career...registered one interception in each of first three games as a Ram, returning one for a touchdown...**at Detroit (9/9):** Made his Rams' debut, starting at left cornerback...picked off Lions QB Matt Stafford and returned it 31 yards for a touchdown...marked his 15th interception of his career and fourth for a touchdown...his last interception was at Pittsburgh (10/9/11) and last interception for a touchdown was returned 41 yards at Philadelphia (10/24/10)...added 10 tackles (nine solo) and one pass defended...**vs. Washington (9/16):** Started at left cornerback...intercepted Redskins' QB Robert Griffin in the second quarter and returned it five yards...marked his 16th career interception and second consecutive game with an interception...added five solo tackles and one pass defended...**at Chicago (9/23):** Started at left cornerback...intercepted Bears' QB Jay Cutler and returned it 32 yards...marked his third consecutive game with an interception and pushed his season total to three, career to 17...the second time in his career that he has collected interceptions in three consecutive games...the last time he accomplished the feat was in 2008 as a member of the Titans...the last time a Ram posted interceptions in three consecutive games was S Oshiomogho Atogwe in 2007...also made four solo tackles and batted down three passes...**vs. Arizona (10/4):** Started at left cornerback...sacked Arizona QB Kevin Kolb on fourth-and-1 with 1:41 left to play...his first sack as a Ram...led the team in tackles with 12 (eight solo)...added one pass defended...**vs. Green Bay (10/21):** Played in his 100th career game...started at left cornerback...logged six tackles (five solo)...**at Arizona (11/25):** Started at corner...registered a season-best 13 tackles (12 solo).

**2011 SEASON:** Started all 16 games at cornerback...ranked second on the team with 12 passes defended and tied for second on the squad with five tackles for loss...finished fourth on the squad with 95 tackles...added a sack, an interception, 12 passes defended and a fumble recovery...led or tied for the team lead in tackles four times in 2011 (vs. BAL, at CLE, vs. IND, vs. NO)...led or tied for the team lead in passes defended three times in 2011 (vs. BAL, vs. CIN, vs. NO)...voted a team captain by his teammates...**at Cleveland (10/2):** Registered a career-high 15 tackles...**vs. Baltimore (9/18):** Tied for the team lead with five tackles and led the squad with three passes defended...halted a Ravens' drive by batting down a third-and-seven pass intended for Anquan Boldin in the opening quarter...knocked down a pass intended for Ed Dickson in the first quarter...**at Cleveland (10/2):** Collected a career-high 15 tackles, including a pass defended...batted down a pass intended for Greg Little in the third quarter...**at Pittsburgh (10/9):** Registered four tackles and an interception...picked off a Ben Roethlisberger third-and-four pass late in the second quarter...scooped up the loose ball after Tim Shaw blocked a punt in the fourth quarter...**vs. Houston (10/23):** Recorded five tackles, including a tackle for loss...snuffed out a reverse and stopped Jacoby Jones for a four-yard loss in the first quarter...**vs. Indianapolis (10/30):** Tied for the team lead with seven tackles, including a stop for loss...stopped Delone Carter for a one-yard loss on a short pass in the first quarter...**vs. Cincinnati (11/6):** Notched four tackles, including a stop for loss and a team-best two passes defended...stopped Cedric Benson for a three-yard loss on a rush off left guard in the first quarter...broke up a pass intended for Andre Caldwell in the second quarter...knocked down another pass intended for Caldwell in the third stanza...**at Carolina (11/13):** Talled six tackles, a sack and a pass defended...broke up a pass intended for Steve Smith in the first quarter...came on a blitz and dropped Cam Newton for a 14-yard sack in the third quarter...**at Buffalo (12/4):** Finished second on the team with 10 tackles, including a stop for loss and a pass defended...ended a Bills' drive by breaking up a third-and-10 pass intended for David Nelson in the first quarter...stuffed Stevie Johnson for a one-yard loss on a short pass in the first quarter...helped halt a Bills' drive by teaming with Akeem Ayers to stop Brad Smith for a one-yard loss on a short pass in the second quarter...**vs. New Orleans (12/11):** Tied for the team lead with 10 tackles and a pass defended...broke up a pass intended for Robert Meachem in the first quarter...**vs. Jacksonville (12/24):** Totalled six tackles and a pass defended...broke up a pass intended for Chastin West in the fourth quarter.

**2010 SEASON:** Started all 16 games at cornerback and posted 100 tackles...tied for third on the team with two interceptions and finished fourth on the squad with 12 passes defended...registered a career-high four passes defended at Miami (11/14/10)...tied for the team lead in passes defended three times in 2010 (at SD, at MIA, at KC)...**at N.Y. Giants (9/26):** Collected six tackles, a pass defended and a quarterback pressure...deflected a pass that was intended for Hakeem Nicks and then was intercepted by Sen'Derrick Marks in the first quarter...**vs. Denver (10/3):** Notched five tackles, including a tackle for loss and a sack...halted a Broncos' drive by sacking Kyle Orton for an eight-yard loss on a third-and-15 in the first quarter...tackled Daniel Graham for a one-yard loss on a short pass in the third quarter...**vs. Philadelphia (10/24):** Tallied 10 tackles and two passes defended, including an interception return for a touchdown...concluded the scoring by intercepting a Kevin Kolb pass and weaving his way to the end zone for a 41-yard touchdown as time expired in the game, the fourth touchdown return of his career...**at Miami (11/14):** Collected five tackles, an interception and a career-high four passes defended...intercepted a deep pass intended for Brandon Marshall late in the second quarter...knocked down a pass intended for Marshall in the end zone during the third quarter...deflected a deep pass by Marshall intended for Patrick Cobbs late in the third quarter...batted down a pass intended for Marshall in the final period...**at Kansas City (12/26):** Recorded six tackles and two passes defended...halted a Chiefs' drive by breaking up a third-and-six pass intended for Dwayne Bowe in the second quarter...deflected a pass intended for Jake O'Connell on third-and-five in the third stanza.

**2009 SEASON:** Played and started in 13 games and led the team with five interceptions, tying for fifth in the AFC (12th in the NFL)...added 76 tackles and a team-high 13 passes defended...a hamstring injury kept him off the field for a total of three games (10/4 at Jacksonville, 10/11 vs. Indianapolis and 10/18 at New England)...**at Pittsburgh (9/10):** Recorded 10 tackles and one interception...on the last play of the first half, he intercepted a Ben Roethlisberger pass and returned the ball 80 yards as time expired...**at N.Y. Jets (9/27):** Tallied four tackles and one pass defended before leaving the game with a hamstring injury...**vs. Jacksonville (11/1):** Returned from a hamstring injury to tally four tackles, one interception and two passes defended...on a pass thrown by David Garrard in the fourth quarter, he ended a Jaguars threat with an interception at the three-yard line...returned the ball 35 yards...marked second interception of the season and eighth of his career...**at San Francisco (11/8):** Tied for the team lead and tied his career high with 11 tackles...in the fourth quarter, he delivered what proved to be the game-winning touchdown when he intercepted an Alex Smith pass and raced 39 yards for the score...marked his third career touchdown, his second on an interception...**vs. Buffalo (11/15):** Posted eight tackles and helped limit Terrell Owens to three receptions...**vs. Arizona (11/29):** Registered seven tackles and two passes defended in the Titans' 20-17 come-from-behind victory...helped limit the Arizona passing attack to 217 net yards in the 20-17 victory...**at Indianapolis (12/6):** Notched three tackles and one pass defended and helped limit Reggie Wayne to four receptions for 48 yards and no touchdowns...**vs. St. Louis (12/13):** Totaled four tackles, two interceptions and three passes defended...picked off a Keith Null pass in the final minute of the first half and then in the final seconds of the game added his second interception, which he returned 41 yards...marked his second career two-interception performance.

**2008 SEASON:** Started 17 games...second on the team and tied for sixth in the NFL (tied for fourth in AFC) with a career-high five interceptions, including a franchise-record 99-yard touchdown return against Houston (9/21)...led the team with a career-high 20 passes defended and within individual games led or tied for the team lead in passes defended seven times (vs. JAX, at CIN, vs. MIN, vs. IND, vs. GB, at CHI, vs. NYJ)...selected to start in his first career Pro Bowl...earned Associated Press All-Pro honors...named All-NFL or All-Pro by Dallas Morning News, NBCSports.com, Pro Football Weekly/Professional Football Writers of America, Sporting News and Sports Illustrated...**vs. Jacksonville (9/7):** Named AFC Defensive Player of the Week after setting career high with two interceptions...picked off David Garrard pass to Troy Williamson at Tennessee 14-yard line in third quarter and jumped pass intended for Matt Jones in fourth quarter...tallied seven tackles and three passes defended...**at Cincinnati (9/14):** Tallied five tackles and one interception...picked off Carson Palmer pass in fourth quarter to give him three interceptions in first two games of season...**vs. Houston (9/21):** Set franchise record with 99-yard interception return for touchdown...picked off Matt Schaub pass at one-yard line with less than two minutes to play and raced into end zone, surpassing previous team record of 98 yards by Pete Jaquess and Darryll Lewis...marked third consecutive game with an interception...**at Chicago (11/9):** Recorded fourth career sack, team-high three passes defended and six tackles...dropped Rex Grossman for two-yard sack in fourth quarter...tipped pass into the air that was then intercepted by Chris Hope, his fourth-down pass breakup on Chicago's final drive allowed Titans to take possession and seal victory...**vs. N.Y. Jets (11/23):** posted six tackles, one interception and two passes defended...notched fifth interception of season in second quarter, picking off pass from Brett Favre intended for Laveranues Coles...**Divisional Playoff vs. Baltimore (1/10):** Posted two tackles and one pass defended.

**2007 SEASON:** Started 16 games in second season...led team with 16 passes defended...tied for third on team with 109 tackles and added one interception, one sack, one tackle for loss, one quarterback pressure and one forced fumble...**vs. Indianapolis (9/16):** Recorded first career interception...stepped in front of a Peyton Manning pass intended for Reggie Wayne and raced 14 yards to help set up a touchdown three plays later...credited with seven tackles in the game...**Wild Card Game at San Diego (1/6):** Recorded nine tackles, one interception, one sack and one forced fumble in playoff debut...sacked Philip Rivers and forced fumble...intercepted a Rivers pass in end zone.

**2006 SEASON:** Played in all 16 games with two starts (nickel back 10/15 at Washington, left cornerback 11/19 at Philadelphia)...totaled 57 tackles, two sacks, three quarterback pressures, one tackle for loss, seven passes defended, one forced fumble, one fumble recovery and one touchdown...tied for fourth on the team with 15 special teams tackles and one fumble recovery...**at Philadelphia (11/19):** Started at left cornerback for an injured Reynaldo Hill...tied team-high with then career-high 11 tackles and then-career-high two passes defended...**vs. Jacksonville (12/17):** Scored first career touchdown when he recovered a David Garrard fumble (caused by David Thornton) and returned it 92 yards for a score...marked third-longest fumble return for a touchdown in franchise history.

**COLLEGE:** During four-year career at Samford, named first-team All-OVC three times as a safety...totaled 338 tackles, seven tackles for loss, nine interceptions, 26 passes defensed, three forced fumbles and three fumble recoveries...returned 70 kick-offs for 1,980 yards (28.3 avg.) with three touchdowns...returned 14 punts for 212 yards (15.1 avg.) and one touchdown...set NCAA Division 1-AA career record with 28.3 kickoff return average...set Samford single game record with 263 kickoff return yards in 2002...as senior, named first-team All-American by NFL Draft Report, first-team All-American by American Football Coaches Association and first-team All-OVC for third consecutive year...started every game at free safety and led team with 98 tackles for third consecutive season and added two tackles for loss, one interception, seven passes defensed, one forced fumble and one fumble recovery...ranked first in OVC conference with 15.1 punt return average, while returning 14 punts for 212 yards and one touchdown...ranked second in OVC conference with 25.1 kickoff return average on 15 returns for 376 yards...first Samford University player drafted into the NFL since 1969, when Gary Fleming was selected in the seventh round by the Baltimore Colts...majored in education and minor in family studies.

**PERSONAL:** Splits time between Nashville and Milton, Florida...attended Milton (Fla.) High School...earned first-team All-State, All-Northwest Florida and 3A District Player of the Year as senior...named team captain and most valuable player...posted 22 receptions for 403 yards with 11 rushing touchdowns on offense...recorded 115 tackles with five interceptions in 2001...also was starting point guard for all four years on high school basketball team...born Cortland Temujin Finnegan on Feb. 2, 1984, in Fayetteville, N.C...raised in a single-family home by his mother, Linda Finnegan, who retired from the Army after 20 years, including three years in Korea when Cortland was a young child...list of favorites: (movies) "Armageddon" and "For the Love of the Game"; (music artists) Sugarland and Rascal Flatts; (actor/actress) Denzel Washington/Hilary Swank; (sports hero) Barry Sanders; (food) Ham and Yams; (car) Pinto; and (vacation getaway) The beaches in Florida.

**COMMUNITY INVOLVEMENT HIGHLIGHTS:** Honored in 2009 by The Cystic Fibrosis Foundation as one of Nashville's "Top 30 Under 30."...in December 2009, was named to USA Football's inaugural "All-Fundamentals" Team, a 26-man roster of the NFL's most fundamentally sound players who also commit themselves to service in their communities...named a Titans Community All-Star in 2008 due in large part to his involvement with The Leukemia & Lymphoma Society, Special Olympics of Middle Tennessee and Young Life Christian Ministries...nominated as a candidate for The Leukemia & Lymphoma Society's Man & Woman of the Year in 2008 after taking a leadership role in the charity's "Light the Night Walk" and his annual "Karaoke for the Cure" event...donates money to LLS and Special Olympics for every tackle he makes...also donates game tickets to the non-profits...with his support for Young Life, he has helped underprivileged children participate in Christian camps and activities...while at Samford, completed an internship at Lakeshore Foundation Sports Rehabilitation Center for children and adults with special needs...in 2010, Finnegan developed a relationship with Kelsey Towns, a Father Ryan High School student and volleyball player who was diagnosed with a rare form of cancer after finding a lump on her leg...when Towns couldn't run in the annual Boulevard Bolt on Thanksgiving Day as she had every year since kindergarten, Finnegan pushed her in a large stroller...she is now cancer free, after undergoing seven rounds of chemo, five weeks of radiation and two surgeries to fight off a rare form of cancer known as synovial sarcoma...Towns made such an impact on Finnegan and his wife, that they named their first daughter Kelsey...talks about becoming a volunteer firefighter and a football coach after his playing career ends...named the 2010 Titans Community Man of the Year.

**ARK 31 FOUNDATION:** In 2009, launched his own foundation, ARK 31...name of the foundation came to him while watching the movie *Evan Almighty*, as the audience is told to change the world "one act of random kindness at a time."...added his jersey number to the name, and soon the organization was launched...one of ARK 31's signature events is "Karaoke for the Cure," a fundraiser in which Titans players and celebrities make their best efforts at singing in order to raise money for The Leukemia & Lymphoma Society (LLS)...other ARK 31 events include a celebrity golf tournament in Lewisburg, Tenn.; a football camp in Milton, Fla.; "Kid's Carnival Day" at the Nashville Zoo; and "Cortland's Christmas Dinner" for families from LLS and Special Olympics of Middle Tennessee...more information is available at the organization's website, [www.ARK31.org](http://www.ARK31.org)...part of his passion for helping special needs children comes from his own family's history...his older sister, Felicia, had Down syndrome and passed away at age seven from complications with her disorder.



# CORTLAND FINNEGAN NFL STATISTICS

## REGULAR SEASON

Year	Team	G/S	Tackles			Sk	Yds	Interceptions			TD	PD	Fumbles		Yds
			Total	Solo	Asst			Int	Yds	Lg			FF	FR	
2006	Tennessee	16/2	57	47	10	2	10	0	0	0	1	7	1	1	92
2007	Tennessee	16/16	109	84	25	1	7	1	14	14	0	16	0	0	0
2008	Tennessee	16/16	79	61	18	1	2	5	100	99	1	20	0	0	0
2009	Tennessee	13/13	76	57	19	0	0	5	194	80	1	13	0	0	0
2010	Tennessee	16/16	100	76	24	1	8	2	41	41	1	12	1	0	0
2011	Tennessee	16/16	95	71	24	1	14	1	8	8	0	12	0	1	0
2012	RAMS	16/15	113	98	15	1	7	3	68	32	1	8	1	0	0
<b>Total</b>		<b>109/94</b>	<b>634</b>	<b>494</b>	<b>135</b>	<b>7</b>	<b>48</b>	<b>17</b>	<b>325</b>	<b>99</b>	<b>5</b>	<b>88</b>	<b>3</b>	<b>2</b>	<b>92</b>

**ADDITIONAL CAREER STATISTICS:** Touchdowns: 5 (92-yard fumble return vs. Jacksonville 12/17/06, 99-yard interception return vs. Houston 9/21/08, 39-yard interception return at San Francisco 11/8/09, 41-yard interception return vs. Philadelphia 10/24/10, 31-yard interception return at Detroit (9/9/12).

### SINGLE GAME HIGHS

Tackles - 15, at Cleveland (10/2/11)  
 Sacks - 1.0, many times, last vs. Arizona (10/4/12)  
 Interceptions - 2, twice, last vs. St. Louis (12/13/09)  
 Interception Long - 99t, vs. Houston (9/21/08)  
 Passes Defensed - 4, at Miami (11/14/10)  
 Forced Fumble - 1, many times, last vs. Minnesota (12/16/12)  
 Fumble Recovery - 1, twice, last vs. Tampa Bay (11/27/11)  
 Punt Returns - 4, at Pittsburgh (9/10/09)  
 Punt Return Yards - 14, at Pittsburgh (9/10/09)  
 Punt Return Long - 11, at Pittsburgh (9/10/09)



# CORTLAND FINNEGAN GAME-BY-GAME STATS

### 2012 ST. LOUIS RAMS

Game	W/L	P/S	T	S	A	Sk	Yds	Int	Yds	Lg	TD	PD	FF	FR	Yds
@DET 9/9	L	1/1	10	9	1	0.0	0	1	31	31t	1	1	0	0	0
WAS 9/16	W	1/1	5	5	0	0.0	0	1	5	5	0	1	0	0	0
@CHI 9/23	L	1/1	4	4	0	0.0	0	1	32	32	0	3	0	0	0
SEA 9/30	W	1/1	8	8	0	0.0	0	0	0	0	0	0	0	0	0
ARI 10/4	W	1/1	12	8	4	1.0	7	0	0	0	0	1	0	0	0
@MIA 10/14	L	1/1	6	6	0	0.0	0	0	0	0	0	0	0	0	0
GB 10/21	L	1/1	6	5	1	0.0	0	0	0	0	0	0	0	0	0
NE 10/28	L	1/1	7	7	0	0.0	0	0	0	0	0	2	0	0	0
@SF 11/11	T	1/1	6	4	2	0.0	0	0	0	0	0	0	0	0	0
NYJ 11/18	L	1/1	6	6	0	0.0	0	0	0	0	0	0	0	0	0
@ARI 11/25	W	1/1	13	12	1	0.0	0	0	0	0	0	0	0	0	0
SF 12/2	W	1/1	4	3	1	0.0	0	0	0	0	0	0	0	0	0
@BUF 12/9	W	1/1	8	7	1	0.0	0	0	0	0	0	0	0	0	0
MIN 12/16	L	1/1	6	6	0	0.0	0	0	0	0	0	0	1	0	0
@TB 12/23	W	1/0	7	5	2	0.0	0	0	0	0	0	0	0	0	0
@SEA 12/30	L	1/1	5	3	2	0.0	0	0	0	0	0	0	0	0	0
<b>TOTAL</b>	<b>7-8-1</b>	<b>16/15</b>	<b>113</b>	<b>98</b>	<b>15</b>	<b>1.0</b>	<b>7</b>	<b>3</b>	<b>68</b>	<b>32</b>	<b>1</b>	<b>8</b>	<b>1</b>	<b>0</b>	<b>0</b>

### 2011 TENNESSEE TITANS

Game	W/L	P/S	T	S	A	Sk	Yds	Int	Yds	Lg	TD	PD	FF	FR	Yds
@Jax 9/11	L	1/1	3	3	0	0.0	0	0	0	0	0	0	0	0	0
Balt 9/18	W	1/1	5	3	2	0.0	0	0	0	0	0	0	3	0	0
Den 9/25	W	1/1	4	2	2	0.0	0	0	0	0	0	0	1	0	0
@Cle 10/2	W	1/1	15	13	2	0.0	0	0	0	0	0	0	0	1	0
@Pit 10/9	L	1/1	4	3	1	0.0	0	1	8	8	0	1	0	0	0
Hou 10/23	L	1/1	5	4	1	0.0	0	0	0	0	0	0	0	0	0
Ind 10/30	W	1/1	7	7	0	0.0	0	0	0	0	0	0	0	0	0
Cin 11/6	L	1/1	4	3	1	0.0	0	0	0	0	0	0	2	0	0
@Car 11/13	W	1/1	6	4	2	1.0	14.0	0	0	0	0	0	1	0	0
@Atl 11/20	L	1/1	6	5	1	0.0	0	0	0	0	0	0	0	0	0
TB 11/27	W	1/1	3	2	1	0.0	0	0	0	0	0	0	0	1	0
@Buf 12/4	W	1/1	10	7	3	0.0	0	0	0	0	0	0	0	1	0
NO 12/11	L	1/1	10	6	4	0.0	0	0	0	0	0	0	1	0	0
@Ind 12/18	L	1/1	5	4	1	0.0	0	0	0	0	0	0	0	0	0
Jax 12/24	W	1/1	6	4	2	0.0	0	0	0	0	0	0	1	0	0
@Hou 1/1/12	W	1/1	2	1	1	0.0	0	0	0	0	0	0	0	0	0
<b>Totals</b>	<b>9-7</b>	<b>16/16</b>	<b>95</b>	<b>71</b>	<b>24</b>	<b>1.0</b>	<b>14.0</b>	<b>1</b>	<b>8</b>	<b>8</b>	<b>0</b>	<b>12</b>	<b>0</b>	<b>1</b>	<b>0</b>

### 2010 TENNESSEE TITANS

Game	W/L	P/S	T	S	A	Sk	Yds	Int	Yds	Lg	TD	PD	FF	FR	Yds
Oak 9/12	W	1/1	5	3	2	0.0	0	0	0	0	0	0	0	0	0
Pit 9/19	L	1/1	8	5	3	0.0	0	0	0	0	0	0	0	0	0
@NYG 9/26	W	1/1	6	5	1	0.0	0	0	0	0	0	1	0	0	0
Den 10/3	L	1/1	5	5	0	1.0	8.0	0	0	0	0	0	0	0	0
@Dal 10/10	W	1/1	3	2	1	0.0	0	0	0	0	0	1	0	0	0
@Jax 10/18	W	1/1	3	2	1	0.0	0	0	0	0	0	1	0	0	0
Phi 10/24	W	1/1	10	9	1	0.0	0	1	41	41	1	2	0	0	0
@SD 10/31	L	1/1	4	1	3	0.0	0	0	0	0	0	1	0	0	0
@Mia 11/14	L	1/1	5	3	2	0.0	0	1	0	0	0	4	0	0	0
Was 11/21	L	1/1	9	8	1	0.0	0	0	0	0	0	0	1	0	0
@Hou 11/28	L	1/1	4	3	1	0.0	0	0	0	0	0	0	0	0	0
Jax 12/5	L	1/1	8	7	1	0.0	0	0	0	0	0	0	0	0	0
Ind 12/9	L	1/1	9	7	2	0.0	0	0	0	0	0	0	0	0	0
Hou 12/19	W	1/1	7	4	3	0.0	0	0	0	0	0	0	0	0	0
@KC 12/26	L	1/1	6	5	1	0.0	0	0	0	0	0	2	0	0	0
@Ind 1/2/12	L	1/1	8	7	1	0.0	0	0	0	0	0	0	0	0	0
<b>Totals</b>	<b>6-10</b>	<b>16/16</b>	<b>100</b>	<b>76</b>	<b>24</b>	<b>1.0</b>	<b>8.0</b>	<b>2</b>	<b>41</b>	<b>41</b>	<b>1</b>	<b>12</b>	<b>1</b>	<b>0</b>	<b>0</b>

### 2009 TENNESSEE TITANS

Game	W/L	P/S	T	S	A	Sk	Yds	Int	Yds	Lg	TD	PD	FF	FR	Yds
@Pit 9/10	L	1/1	10	7	3	0.0	0	1	80	80	0	1	0	0	0
Hou 9/20	L	1/1	4	3	1	0.0	0	0	0	0	0	0	0	0	0
@NYJ 9/27	L	1/1	4	4	0	0.0	0	0	0	0	0	1	0	0	0
@Jax 10/4															
Ind 10/11	L														
@NE 10/18															
Jax 11/1	W	1/1	4	2	2	0.0	0	1	35	35	0	2	0	0	0
@SF 11/8	W	1/1	11	9	2	0.0	0	1	39	39	0	1	1	0	0
Buf 11/15	W	1/1	8	5	3	0.0	0	0	0	0	0	0	0	0	0
@Hou 11/23	W	1/1	5	5	0	0.0	0	0	0	0	0	0	0	0	0
Ari 11/29	W	1/1	7	4	3	0.0	0	0	0	0	0	0	2	0	0
@Ind 12/6	L	1/1	3	2	1	0.0	0	0	0	0	0	1	0	0	0
Stl 12/13	W	1/1	4	3	1	0.0	0	2	40	40	0	3	0	0	0
Mia 12/20	W	1/1	5	3	2	0.0	0	0	0	0	0	0	0	0	0
SD 12/25	L	1/1	9	9	0	0.0	0	0	0	0	0	0	0	0	0
@Sea 1/3/12	W	1/1	2	1	1	0.0	0	0	0	0	0	2	0	0	0
<b>Totals</b>	<b>8-8</b>	<b>13/13</b>	<b>76</b>	<b>57</b>	<b>19</b>	<b>0.0</b>	<b>0.0</b>	<b>5</b>	<b>194</b>	<b>194</b>	<b>1</b>	<b>13</b>	<b>0</b>	<b>0</b>	<b>0</b>



# CORTLAND FINNEGAN GAME-BY-GAME STATS CONTINUED

## 2008 TENNESSEE TITANS

Game	W/L	P/S	T	S	A	Sk	Yds	Int	Yds	Lg	TD	PD	FF	FR	Yds
Jax 9/7	W	1/1	7	6	1	0.0	0	2	1	-	0	3	0	0	0
@Cin 9/14	W	1/1	5	3	2	0.0	0	1	0	-	0	1	0	0	0
Hou 9/21	W	1/1	7	4	3	0.0	0	1	99	-	1	2	0	0	0
Min 9/28	W	1/1	7	6	1	0.0	0	0	0	-	0	1	0	0	0
@Bal 10/5	W	1/1	7	6	1	0.0	0	0	0	-	0	0	0	0	0
@KC 10/19	W	1/1	3	1	2	0.0	0	0	0	-	0	0	0	0	0
Ind 10/27	W	1/1	5	5	0	0.0	0	0	0	-	0	2	0	0	0
GB 11/2	W	1/1	5	4	1	0.0	0	0	0	-	0	3	0	0	0
@Chi 11/9	W	1/1	6	4	2	1.0	2	0	0	-	0	3	0	0	0
@Jax 11/16	W	1/1	2	2	0	0.0	0	0	0	-	0	1	0	0	0
NYJ 11/23	L	1/1	6	5	1	0.0	0	1	0	-	0	2	0	0	0
@Det 11/27	W	1/1	5	4	1	0.0	0	0	0	-	0	0	0	0	0
Cle 12/7	W	1/1	3	2	1	0.0	0	0	0	-	0	1	0	0	0
@Hou 12/14	L	1/1	4	3	1	0.0	0	0	0	-	0	0	0	0	0
Pit 12/21	W	1/1	6	5	1	0.0	0	0	0	-	0	1	0	0	0
@Ind 12/28	L	1/1	1	1	0	0.0	0	0	0	-	0	0	0	0	0
Totals	13-3	16/16	79	61	18	1.0	2	5	100	-	1	20	0	0	0
<b>Playoffs</b>															
Bal 1/10/09	L	1/1	2	1	1	0.0	0	0	0	0	1	0	0	0	0
Totals	0-1	1/1	2	1	1	0.0	0	0	0	0	1	0	0	0	0

## 2007 TENNESSEE TITANS

Game	W/L	P/S	T	S	A	Sk	Yds	Int	Yds	Lg	TD	PD	FF	FR	Yds
@Jax 9/9	W	1/1	5	5	0	0.0	0	0	0	-	0	3	0	0	0
Ind 9/16	L	1/1	7	5	2	0.0	0	1	14	-	0	1	0	0	0
@NO 9/24	W	1/1	3	3	0	0.0	0	0	0	-	0	1	0	0	0
Atl 10/7	W	1/1	8	8	0	0.0	0	0	0	-	0	1	0	0	0
@TB 10/14	L	1/1	7	4	3	0.0	0	0	0	-	0	1	0	0	0
@Hou 10/21	W	1/1	5	3	2	1.0	7	0	0	-	0	2	0	0	0
Oak 10/28	W	1/1	6	6	0	0.0	0	0	0	-	0	0	0	0	0
Car 11/4	W	1/1	6	5	1	0.0	0	0	0	-	0	1	0	0	0
Jax 11/11	L	1/1	7	3	4	0.0	0	0	0	-	0	0	0	0	0
@Den 11/19	L	1/1	3	3	0	0.0	0	0	0	-	0	1	0	0	0
@Cin 11/25	L	1/1	9	8	1	0.0	0	0	0	-	0	0	0	0	0
Hou 12/2	W	1/1	8	5	3	0.0	0	0	0	-	0	2	0	0	0
SD 12/9	L	1/1	10	7	3	0.0	0	0	0	-	0	2	0	0	0
@KC 12/16	W	1/1	11	8	3	0.0	0	0	0	-	0	1	0	0	0
NYJ 12/23	W	1/1	8	7	1	0.0	0	0	0	-	0	0	0	0	0
@Ind 12/30	W	1/1	6	4	2	0.0	0	0	0	-	0	0	0	0	0
Totals	10-6	16/16	109	84	25	1.0	7	1	14	-	0	16	0	0	0
<b>Playoffs</b>															
@SD 1/6/08	L	S	9	7	2	1.0	10	1	0	-	0	1	1	0	0
Totals	0-1	1/1	9	7	2	1.0	10	1	0	-	0	1	1	0	0

## 2006 TENNESSEE TITANS

Game	W/L	P/S	T	S	A	Sk	Yds	Int	Yds	Lg	TD	PD	FF	FR	Yds
NYJ 9/10	L	1/0	2	2	0	1.0	10	0	0	-	0	1	1	0	0
@SD 9/17	L	1/0	2	2	0	0.0	0	0	0	-	0	0	0	0	0
@Mia 9/24	L	1/0	4	4	0	1.0	0	0	0	-	0	0	0	0	0
Dal 10/1	L	1/0	2	1	1	0.0	0	0	0	-	0	0	0	0	0
@Ind 10/8	L	1/0	3	3	0	0.0	0	0	0	-	0	0	0	0	0
@Was 10/15	W	1/1	2	2	0	0.0	0	0	0	-	0	0	0	0	0
Hou 10/29	W	1/0	7	4	3	0.0	0	0	0	-	0	1	0	0	0
@Jax 11/5	L	1/0	0	0	0	0.0	0	0	0	-	0	0	0	0	0
Bal 11/12	L	1/0	4	4	0	0.0	0	0	0	-	0	0	0	0	0
@Phi 11/19	W	1/1	11	9	2	0.0	0	0	0	-	0	2	0	0	0
NYG 11/26	W	p	1	0	1	0.0	0	0	0	-	0	1	0	0	0
Ind 12/3	W	p	2	1	1	0.0	0	0	0	-	0	1	0	0	0
@Hou 12/10	W	p	4	4	0	0.0	0	0	0	-	0	0	0	0	0
Jax 12/17	W	p	3	3	0	0.0	0	0	0	-	1	0	0	1	92
@Buf 12/24	W	p	7	5	2	0.0	0	0	0	-	0	1	0	0	0
NE 12/31	L	p	3	3	0	0.0	0	0	0	-	0	0	0	0	0
Totals	8-8	16/2	57	47	10	2.0	10	0	0	-	1	7	1	1	92



Height: 6-1  
 Weight: 240  
 Birth Date: 10/7/88  
 2nd year (2nd Rams)  
 W(NYJ)-2012  
 Baylor  
 DeKalb H.S.  
 DeKalb, Texas  
 Career GP/GS (playoffs): 3/0 (0/0)



**TRANSACTIONS:** Claimed by Rams off waivers from N.Y. Jets (9/2/12)...selected by N.Y. Jets in the sixth round (202nd overall) of the 2012 NFL Draft (4/28/12).

**2012 SEASON:** Saw action in three contests, declared inactive in 13..**vs. Seattle (9/30):** Saw his first NFL action on special teams...**vs. New England (10/28):** Saw action on special teams...**at San Francisco (11/11):** Saw action on special teams.

**COLLEGE:** As a senior at Baylor, played in every game, starting 12 contests and set or tied 12 school records, including; most 200-yard rushing games (three) for a season and career; most rushing yards (1,547) in a season, rushing yards-per-game (119.0), rushing touchdowns (21), total touchdowns (22), points scored (132), consecutive 100-yard rushing games (three, tied) and rushing yards as a senior (1,547); along with game marks for rushing touchdowns (five, tied), longest rush (89 yards), rushing attempts (42) and all-purpose attempts (42)...named the most valuable player of the 2011 Alamo Bowl.

**PERSONAL:** Graduated in December 2010 with a degree in general studies...named multiple times to the Dean's List and the Big 12 Commissioner's Academic Honor Roll...member of the National Honor Society and Student Council in high school...his uncle, Jeremiah Trotter, was a former All-Pro in the NFL who played 11 seasons with PHI, WAS and TB.



Height: 5-11  
 Weight: 204  
 Birth Date: 10/16/82  
 9th year (1st Rams)  
 UFA (OAK)-'13  
 Cal  
 DeKalb H.S.  
 Clovis, Calif.

Career GP/GS (playoffs): 100/28  
 (7/0)



**TRANSACTIONS:** Signed with the Rams (6/14/13)...declared free agent (3/12/13)...re-signed by Raiders as unrestricted free agent (4/17/12)...re-signed by Raiders as free agent (9/6/11)...terminated by Raiders (9/3/11)...signed by Oakland as unrestricted free agent (8/15/11)...signed by New Orleans Saints as free agent (10/12/10)...terminated by Falcons (8/31/10)...signed by Atlanta (3/16/10)...terminated by Packers (3/5/10)...signed by Green Bay as free agent (9/23/09)...terminated by Colts (9/6/09)...re-signed by Colts as unrestricted free agent (4/17/09)...re-signed by Colts as restricted free agent (4/9/08)...signed first contract (7/25/05)...selected by Indianapolis Colts in fourth round (135th overall) of 2005 NFL Draft (4/24/05).

**CAREER:** Veteran safety spent 2012 season with Raiders and excelled in the secondary...has played in 100 career games over seven NFL seasons with Indianapolis, Green Bay, New Orleans and Oakland...career totals include 155 tackles (124 solo), one sack, 12 passes defended and eight interceptions.

**2012 SEASON:** Played in all 16 games, with 13 starts...registered 76 tackles (45 solo), two interceptions and eight passes defended...also posted one fair catch as a punt returner...**vs. Kansas City (10/28):** Picked off Brady Quinn in authoritative fashion late in the first quarter, setting up a Raiders field goal; the pick marked his second straight game at Arrowhead Stadium with an INT...**vs. Cleveland (12/2):** Intercepted Brandon Weeden deep in Raiders territory to end the Browns' first drive...**at San Diego (12/30):** Got a great jump on deep pass and nearly picked off Philip Rivers midway through the second quarter, but couldn't corral the ball along the sideline.

**2011 SEASON:** Played in 15 games with nine starts, leading team with five interceptions...Established career highs in tackles (70), sacks (one), passes defended (five) and interceptions (five), in addition to interception-return yards (130), which ranked fifth in the NFL...**at Denver (9/12):** Made Raiders debut on Monday Night Football and picked off Kyle Orton prior to halftime, setting up Sebastian Janikowski's NFL-record-tying 63-yard field goal...also forced a fourth-quarter Willis McGahee fumble with Denver driving in an eventual 23-20 Oakland win...**vs. Cleveland (10/16):** Posted first career sack, getting to QB Colt McCoy on the Browns' opening possession for a 10-yard loss, forcing a punt that set up an Oakland TD drive...**at San Diego (11/10):** Picked off a fourth-quarter pass by Philip Rivers in the end zone and returned it 26 yards, preserving a Raiders lead in a 24-17 victory...**at Minnesota (11/20):** Intercepted a pass for the second straight game...picked off Christian Ponder at the 5-yard line and returned it 42 yards to set up a Raiders touchdown...**at Kansas City (12/24):** Established a career high with 10 tackles (nine solo) in a critical 16-13 overtime win that preserved the Raiders' playoff hopes...again intercepted Orton, this time with another team, and returned the second-quarter pass 62 yards to halt a potential score with the game knotted, 3-3...also recovered a blocked field goal as time expired in the first half and advanced the ball 19 yards...**vs. San Diego (1/1/12):** Recorded his fifth interception of the season, picking off a Rivers pass at the 5-yard line on the game's opening drive, setting up a Raiders touchdown.

**2010 SEASON:** In training camp with the Atlanta Falcons...waived (8/31)...signed by New Orleans (10/12)...played in nine games for the Saints...totaled three tackles (two solo).

**2009 SEASON:** In training camp with Indianapolis...waived (9/6)...Signed by Green Bay (9/23)...played in five games, posting two solo tackles.

**2008 SEASON:** Saw action in 16 games with one start in final season with Colts...recorded 23 tackles (19 solo) and one pass defended.

**2007 SEASON:** Played in 12 games with four starts...recorded 20 tackles (15 solo) and four passes defended...registered two interceptions and one touchdown...**vs. New Orleans (9/6):** Picked off a Drew Brees pass in the fourth quarter and returned it 83 yards for a touchdown, the exclamation point in a 41-10 win that kicked off the NFL season...**vs. Houston (12/23):** Intercepted Sage Rosenfels in the third quarter to set up a Colts touchdown.


**2006 SEASON:** Played in 12 games with one start, helping Colts to victory in Super Bowl XLI...had 25 tackles (20 solo) and one interception...**at Jacksonville (12/10):** Recorded nine tackles (eight solo) and first career interception, picking off David Garrard in the end zone early in the second quarter, just before the Colts engineered an 80-yard touchdown drive to take a 10-7 lead...**vs. Cincinnati (12/18):** Made first career start...had five tackles and a pass defended...**vs. Kansas City (1/6/07):** Recorded one tackle in AFC Wild Card game...**at Baltimore (1/13/07):** Posted a solo tackle in AFC Divisional playoff...**vs. New England (1/27/07):** Posted four tackles (one solo) in AFC Championship...**Super Bowl XLI (2/4/07) vs. Chicago:** Credited with a pass defended.

**2005 SEASON:** Saw action in 15 games as a rookie...totaled 12 tackles (10 solo) and one pass defended...**(9/11) at Baltimore (9/11):** Made NFL debut...**vs. Jacksonville (9/18):** Recorded first career tackle...**vs. Tennessee (12/4):** Posted three solo tackles.

**COLLEGE:** Played two years at Cal after transferring from Fresno City College...started 14 of 25 games at safety...posted 111 career tackles (73 solo), four tackles for a loss, one sack, two forced fumbles, one fumble recovery, six passes defended and two interceptions...started 10 of 12 games as senior...an honorable-mention All-America selection (NFL Draft Report, Pro Football Weekly) and first-team All-Pac-10 honoree...in 2004, totaled 61 stops (41), 1.5 tackles for loss, one sack, two forced fumbles, six passes defended and one interception...had five tackles and two passes defended in Holiday Bowl against Texas Tech...started four of 13 games as junior...had 50 tackles (32), 4.5 stops for loss, one fumble recovery and one interception...had 12 stops in D-I debut, against Kansas State...intercepted Matt Leinart against USC...a two-time all-conference choice at Fresno City College...voted Defensive MVP in Northern California championship game...earned all-state honors as a freshman strong safety...american studies major.

**PERSONAL:** Attended Buchanan High School in Clovis, Calif...set school records for longest punt return, most blocked kicks and most single-game interceptions...a two-time first-team all-conference performer, named Defensive Player of the Year by the Clovis Exchange Club, and BHS's MVP in both football and track...also crowned individual league champion in the 400 meters in 1999...great-grandfather, Ralph Giordano, was world welterweight boxing champion in 1933.





**Height:** 6-0  
**Weight:** 198  
**Birth Date:** 12/6/89  
**2nd year (2nd Rams)**  
**D4-2012 (96th)**  
**Wake Forest**  
**Wylie H.S.**  
**Wylie, Texas**  
**Career GP/GS (playoffs):** 15/12  
**(0/0)**



**TRANSACTIONS:** Selected by St. Louis in the fourth round (96th overall) of the 2012 NFL Draft (4/27/12).

**2012 SEASON:** Led the Rams with 691 receiving yards...hauled in 42 passes and scored three touchdowns...had five receptions of 50 yards or more on the season...**at Detroit (9/9):** Saw action at receiver and on special teams...registered one tackle...**vs. Washington (9/16):** Saw action at receiver and on special teams...**at Chicago (9/23):** Made his first NFL start...caught two passes for nine yards...**vs. Seattle (9/30):** Caught one pass for 52 yards, a career-long...**vs. Arizona (10/4):** Started at wide receiver...caught his first career touchdown on a 51-yard pass from QB Sam Bradford...**at Miami (10/14):** Started at wide receiver...connected with Sam Bradford on a 65-yard pass...marked his longest catch of the season and his third consecutive game with a reception of 50-plus yards...finished with three catches for 85 yards, a 28.3-yard average...**vs. Green Bay (10/21):** Started at wide receiver...tallied a 56-yard reception, marking his fourth consecutive game with a 50-plus yard reception..the last time an NFL rookie recorded catches of 50-plus yards in four consecutive games was WR Willie Gault in 1983...finished the game with three receptions for 73 yards, a 24.3-yard average...**vs. New England (10/21):** Started at wide receiver...caught a 50-yard touchdown pass from QB Sam Bradford on the first drive of the game...marked his second touchdown of his career...the 50-yard touchdown reception gave him five consecutive games with a 50-plus yard reception, an NFL rookie record for most consecutive games with a 50-plus yard reception...finished the day with three receptions for 63 yards and returned two kickoffs for 48 yards, including a long of 26 yards...**at San Francisco (11/11):** Declared inactive...**vs. New York Jets (11/18):** Started at wide receiver...caught four passes for 19 yards...returned five kickoffs for 127 yards, a 25.4-yard average...tallied a season-long return of 48 yards...**at Arizona (11/25):** Started at wide receiver...caught a 37-yard touchdown pass from Sam Bradford...marked his third touchdown of the season...logged his first 100-plus yard receiving game of his career...hauled in five receptions for 115 yards, good for the Rams' lead in receptions and receiving yards...**vs. San Francisco (12/2):** Started at wide receiver...hauled in a season-high 11 catches for 92 yards...**at Buffalo (12/9):** Started at wide receiver...caught three passes for 25 yards...returned four kickoffs for 88 yards, a 22-yard average, including a 28-yard long...caught a 1-yard pass from Bradford for a two-point conversion...**vs. Minnesota (12/16):** Started at wide receiver...caught one pass for 22 yards...**at Tampa Bay (12/23):** Started at wide receiver...caught three passes for 38 yards...**at Seattle (12/30):** Started at wide receiver...caught two passes for 54 yards, including a long of 37 yards...finished the season as the Rams' leader in receiving yards with 698.

**COLLEGE:** Started 26-of-36 games at Wake Forest...hauled in 163 passes for 2,473 yards (15.1 ypc) and 21 touchdowns...carried 45 times for 238 yards and two scores...also blocked two kicks and had three solo tackles...gained 773 yards on 40 kickoff returns (19.3 avg) and 25 yards on two punt returns, finishing with 250 touches for 3,509 all-purpose yards, an average of 14 yards per attempt and 97.4 yards per game...his 163 catches rank fourth in school history behind Desmond Clark (216; 1995-98), Ricky Proehl (188; 1986-89) and Jammie Deese (184; 1996-99)...finished third in Wake Forest history with 2,473 yards receiving, placing behind Ricky Proehl (2,949; 1986-89) and Desmond Clark (2,834; 1995-98)...his 21 touchdown receptions tied John O'Quinn (1946-49) for third all-time in school annals, as his nine scoring grabs in 2011 tied Marlon Estes (1995) for third on the Demon Deacons annual record list...ranks eighth in school history with 3,509 all-purpose yards, as his 1,440 all-purpose yards in 2011 placed ninth on the season-record list...majored in psychology.

**PERSONAL:** Attended Wylie (Tex.) High School...was an outstanding track athlete who won the District 9-5A 100 meter title in 2007...son of Nicole Givens...brother of Wake Forest 2011 red-shirt freshman tailback Nick Knott...born 12/06/89.

## CHRIS GIVENS NFL STATISTICS

### REGULAR SEASON

Year	Team	G/S	Receiving					Rushing				
			No	Yds	Avg	Lg	TD	Att	Yds	Avg	Lg	TD
2012	RAMS	15/12	42	698	16.6	65	3	3	12	4.0	14	0

Year	Team	G/S	Punt Returns					Kickoff Returns				
			No	Yds	Avg	Lg	TD	Att	Yds	Avg	Lg	TD
2012	RAMS	15/12	0	0	0.0	0	0	23	539	23.4	48	0

**ADDITIONAL STATISTICS:** Special Teams Tackles: RAMS 2012 (1).



# CHRIS GIVENS GAME-BY-GAME STATS

## 2012 ST. LOUIS RAMS

Game	W/L	Receiving					Rushing						Returns										
		G/S	No	Yds	Avg	Lg	TD	Att	Yds	Avg	Lg	TD	PR	FC	YDS	LG	TD	KR	YDS	AVG	LG	TD	
@DET 9/9	L	1/0	0	0	0.0	0	0	0	0	0.0	0	0	0	0	0	0	0	0	0	0	0	0	0
WAS 9/16	W	1/0	0	0	0.0	0	0	0	0	0.0	0	0	0	0	0	0	0	0	0	0	0	0	0
@CHI 9/23	L	1/1	2	9	4.5	9	0	0	0	0.0	0	0	0	0	0	0	0	0	0	0	0	0	0
SEA 9/30	W	1/0	1	52	52.0	52	0	0	0	0.0	0	0	0	0	0	0	0	0	0	-2	-	-2	0
ARI 10/4	W	1/1	1	51	51.0	51t	1	0	0	0.0	0	0	0	0	0	0	0	0	1	36	36.0	36	0
@MIA 10/14	L	1/1	3	85	28.3	65	0	0	0	0.0	0	0	0	0	0	0	0	0	1	20	20.0	20	0
GB 10/21	L	1/1	3	73	24.3	56	0	1	14	14.0	14	0	0	0	0	0	0	0	2	50	25.0	27	0
NE 10/28	L	1/1	3	63	21.0	50t	1	0	0	0.0	0	0	0	0	0	0	0	0	2	48	24.0	26	0
@SF 11/11	T												Inactive										
NYJ 11/18	L	1/1	4	19	4.8	9	0	0	0	0.0	0	0	0	0	0	0	0	0	5	127	25.4	48	0
@ARI 11/25	W	1/1	5	115	23.0	37t	1	1	1	1.0	1	0	0	0	0	0	0	0	1	31	31.0	31	0
SF 12/2	W	1/1	11	92	8.4	16	0	0	0	0.0	0	0	0	0	0	0	0	1	22	22.0	22	0	
@BUF 12/9	W	1/1	3	25	8.3	13	0	0	1	-3	-3	0	0	0	0	0	0	4	88	22.0	28	0	
MIN 12/16	L	1/1	1	22	22.0	22	0	0	0	0.0	0	0	0	0	0	0	0	0	2	29	14.5	19	0
@TB 12/23	W	1/1	3	38	12.7	14	0	0	0	0.0	0	0	0	0	0	0	0	0	2	39	19.5	22	0
@SEA 12/30	L	1/1	2	54	27.0	37	0	0	0	0.0	0	0	0	0	0	0	0	0	2	51	25.5	26	0
TOTAL		7-8-1	15/12	42	698	16.6	65	3	3	12	4.0	14	0	0	0	0	0	0	23	539	23.4	48	0



**Height: 6-4**  
**Weight: 292**  
**Birth Date: 3/11/89**

**Rookie**  
**FA-2013**  
**Ohio State**  
**Montini High School**  
**Villa Park, Ill.**

**Career GP/GS (playoffs): 0/0 (0/0)**



Signed with the Rams as an undrafted rookie free agent (4/29/13)...started 25 times along the defensive line and played in 51 games during his career as a Buckeye...co-captain as a senior... recorded 86 total tackles and 11 tackles for losses totaling 25 yards during his career...started all 13 games as a junior and all 12 games as a senior...had 42 tackles as a senior in 2012 for the undefeated Buckeyes, including four TFLs (minus-11 yards)... was an Academic all-Big Ten Conference selection in 2009 and 2010...was a two-sport star at Montini H.S., earning all-state, all-Suburban Catholic and all-Chicagoland honors in football and named one of three finalists for Illinois Mr. Football...had 63 tackles and 16 TFLs as a senior for a 9-2, state-qualifying team...was the 2007 Illinois State wrestling champion... majored in construction systems management.



**Height:** 6-3  
**Weight:** 244  
**Birth Date:** 2/6/89  
**1st year (1st Rams)**  
**FA-2012**  
**Louisville**  
**Inglewood (Calif.) H.S.**  
**Inglewood, Calif.**  
**Career GP/GS (playoffs): 0/0 (0/0)**




**TRANSACTIONS:** Signed to the Rams' practice squad (12/5/12)...re-signed by the Titans as a free agent on Jan. 2, 2012... signed by the Titans to the practice squad on Sept. 4, 2011...waived by the Titans on Sept. 2, 2011...signed by the Tennessee Titans as a rookie free agent on July 28, 2011.

**2012 SEASON:** Signed to the Rams' practice squad near the end of the season.

**2011 SEASON:** Spent his entire rookie season with the Titans as a member of the practice squad.

**COLLEGE:** Played three seasons at Louisville after transferring from El Camino (Calif.) Junior College...in 25 games with Louisville, started 23 times and totaled 67 receptions for 793 yards (11.8 avg.) and seven touchdowns...as a senior in 2010 at Louisville, finished second on the team with 40 receptions, led the squad with 470 receiving yards and tied for the team lead with five touchdown receptions...as a junior in 2009 at Louisville, played in 12 games (10 starts) and finished third on the team with 27 receptions for 323 yards and two scores...caught a pass in 10 of the 12 games and scored his first career touchdown at Kentucky...as a sophomore in 2008, spent the majority of his first season at Louisville battling injuries and appeared six games...as a freshman in 2007, played his only season at El Camino Junior College...recorded 22 receptions for 218 yards and six touchdowns and earned second-team all-Mission Conference...majored in communications.

**PERSONAL:** Played tight end and defensive end at Inglewood (Calif.) High School...list of favorites: (movie) "Welcome Home, Roscoe Jenkins"; (TV show) SportsCenter; (actor) Samuel L. Jackson; (music artist) Rick Ross; (food) seafood; and (sports teams as a child) L.A. Lakers...born Cameron Dwight Graham to Capries Wylie and Dwight Graham.



Height: 6-4  
 Weight: 260  
 Birth Date: 6/17/90  
 2nd year (2nd Rams)  
 UCLA  
 Chino Hills, Calif.

Career GP/GS (playoffs): 5/0 (0/0)



**TRANSACTIONS:** Signed to the active roster (11/17/12)...added to the St. Louis practice squad (9/2/12)...released (8/31/12), after signing with St. Louis (5/8/12).

**2012 SEASON:** Signed to the active roster (11/17/12)...**vs. New York Jets (11/18):** Saw his first NFL action...**at Arizona (11/25):** Saw action on special teams and offense...**vs. San Francisco (12/2):** Saw action on special teams and offense...made one special teams tackle...**at Buffalo (12/9):** Saw action on offense and special teams...made two special teams tackles...**vs. Minnesota (12/16):** Saw action on offense and special teams...caught one pass for 21 yards...**at Tampa Bay (12/23):** Declared inactive...**at Seattle (12/30):** Declared inactive.

**COLLEGE:** Started in parts of all four seasons and finished his career with 26-straight starts... regarded as one of the better blocking tight ends in college football...received the Jerry Long "Heart" Award and the Kenneth S. Washington Award for Outstanding Senior of the Year by UCLA coaching staff...finished fifth on squad with 14 receptions as a junior.

**PERSONL:** Ranked as the No. 10 tight end by ESPN out of high school... named to CIF-Southern Section Inland Division team on defense and named first-team all-league for three straight seasons...also lettered four seasons in basketball... father Michael is in his sixth season as the bullpen coach of the New York Yankees and enjoyed 10-season career as a Major League pitcher...majored in history.



**Height: 6-3**  
**Weight: 272**  
**Birth Date: 5/2/85**  
**6th year (2nd Rams)**  
**UFA(TEN)-2012**  
**Winston-Salem State**  
**High Point Andrews H.S.**  
**High Point, N.C.**  
**Career GP/GS (playoffs): 64/12**  
**(4/0)**



**TRANSACTIONS:** Re-signed with the Rams as an unrestricted free agent (3/12/13)...signed with the Rams (4/12/12)...selected by the Titans in the fourth round (103rd overall) of the 2008 NFL Draft.

**PRO:** Enters his sixth NFL season...played in 64 career games with 12 starts...collected 219 career tackles (128 solo)...notched 16 total sacks, including a personal-best seven sacks in 2012 season.

**2012 SEASON:** Third among Rams with 7.0 sacks, a new career high...posted 13 quarterback pressures and five quarterback hits on the season...second among Rams with nine tackles for loss...**at Detroit (9/9):** Played on defense...**vs. Washington (9/16):** Played on defense...registered three tackles (two solo)...**at Chicago (9/23):** Played on defense...notched four solo tackles...**vs. Seattle (9/30):** Played on defense...**vs. Arizona (10/4):** Recovered a fumble from Arizona QB Kevin Kolb caused by Robert Quinn's sack on the Cardinals' final drive of the game to secure the win...made one assisted tackle in addition to two quarterback pressures and one hit on the quarterback...**at Miami (10/14):** Tallied one solo tackle...**vs. Green Bay (10/21):** Sacked Packers' QB Aaron Rodgers for a two yard loss, his first sack as a Ram...also made one solo tackle...**vs. New England (10/28):** Saw action on defense...recorded three tackles (one solo), including one for loss...**at San Francisco (11/11):** Saw action on defense...tallied four tackles (one solo)...**vs. New York Jets (11/18):** Saw action on defense...notched a season-high five tackles (four solo), including two for loss...**at Arizona (11/25):** Sacked Arizona QB Ryan Lindley for a 10-yard loss to give him 2.5 this season, 10.5 career...also made four tackles (one solo) and had one quarterback pressure...**vs. San Francisco (12/2):** Saw action on defense and special teams...split a sack with LB Jo-Lonn Dunbar on 49ers QB Colin Kaepernick for a loss of seven yards...tallied a solo sack on Kaepernick, marking his second multi-sack game of his career...previously, had 1.5 sacks as a member of the Tennessee Titans versus San Francisco (11/18/09)...he now has 3.5 sacks this season, 12.5 career...added one tackle for loss and one quarterback pressure...**at Buffalo (12/9):** Saw action on defense and special teams...registered two quarterback hits...**vs. Minnesota (12/16):** Notched five solo tackles, including two for loss...**at Tampa Bay (12/23):** Saw action on defense...registered two sacks on Bucs QB Josh Freeman, establishing a new single game high...he now has 5.5 sacks this season, also a new career-high...made two assisted tackles...added one pass defended and two quarterback pressures...**at Seattle (12/30):** Saw action on defense and special teams...recorded his seventh sack on the year for a loss of five yards, establishing a new season-high...made four tackles (two solo)...added two quarterback pressures.

**2011 SEASON:** Played in 10 games with one start at defensive end...totaled 29 tackles, 1.5 sacks, six quarterback pressures and four tackles for loss...**At Jacksonville (9/11):** started at defensive end and posted three tackles, including a sack...**at Carolina (11/13):** Played as a reserve at defensive end and tallied four tackles, a half sack and a team-best three quarterback pressures...combined with Sen'Derrick Marks to drop Cam Newton for a seven-yard sack.

**2010 SEASON:** Appeared in 14 games as a reserve defensive end...collected 49 tackles and 1.5 sacks...Tied for second on the team with 18 quarterback pressures...inactive for the first two games of the season because of a knee injury...**vs. Philadelphia (10/24):** Tallied five tackles and two quarterback pressures...applied pressure on Kevin Kolb and forced a throw that was intercepted by Michael Griffin in the second quarter...**vs. Washington (11/21):** Recorded five tackles, including two tackles for loss and two quarterback pressures...dropped Keiland Williams for a three-yard loss on a rush up the middle...**at Houston (11/28):** Posted four tackles, including a sack, two quarterback pressures and a forced fumble. Collected his first sack of the season by strip-sacking Matt Schaub for a 14-yard loss on the last play of the first half.

**2009 SEASON:** Saw action in all 16 games with 11 starts...posted 82 tackles and two forced fumbles...tied for third on the team with four sacks and finished second on the squad with 23 quarterback pressures...made his first career NFL start against Indianapolis (10/11/09)...led or tied for the team lead in sacks three times in 2009 and led or tied for the team lead in quarterback pressures six times...**at Pittsburgh (9/10):** Posted six tackles, including a half sack and a quarterback pressure...teamed with Jacob Ford to sack Ben Roethlisberger for an eight-yard loss late in the second quarter...**at Jacksonville (10/4):** Posted seven tackles, a sack and a quarterback pressure...came off the edge and sacked David Garrard for an 11-yard loss...**at San Francisco (11/8):** Recorded eight tackles, 1.5 sacks, three quarterback pressures and a forced fumble...teamed with Jovan Haye to drop Alex Smith for a seven-yard sack...sacked Smith for a 21-yard loss while forcing a fumble that was recovered by the 49ers...**vs. Buffalo (11/15):** Collected six tackles, a sack, a quarterback pressure and a forced fumble in the Titans' 41-17 win...forced a Marshawn Lynch fumble that was recovered by the Bills...ended a Bills' drive by sacking Trent Edwards for a two-yard loss on a third-and-nine...**vs. St. Louis (12/13):** collected a career-best nine tackles, including two stops for losses, and a quarterback pressure.

**COLLEGE:** Started 11 games at Winston-Salem State at defensive end his senior year...ranked second on the team with 78 tackles...named a co-captain for the defense and recorded a team-best 19 tackles for loss, setting his opponents back 104









Height: 6-5  
 Weight: 227  
 Birth Date: 2/8/90  
 2nd year (2nd Rams)  
 Oregon State  
 Bothell H.S.  
 Bothell, Wash.



Career GP/GS (playoffs): 16/0  
 (0/0)

**TRANSACTIONS:** Signed with the Rams as an undrafted rookie free agent (4/30/12).

**2012 SEASON:** Finished his first NFL campaign with a 45.8-yard gross average and a net average of 39.9 yards per attempt...both of those numbers are the fourth best for a season in Rams history...**at Detroit (9/9):** Punted five times for 241 yards, a 48.2-yard average and 37.6-yard net...placed one punt inside the 20-yard line and recorded a long of 57 yards...**vs. Washington (9/16):** Punted three times for 163 yards, a 54.3-yard average and 48.7-yard net, placed one inside the 20-yard line and had a long of 66 yards...**at Chicago (9/23):** Punted six times for 279 yards, a 46.5-yard average and a long of 56 yards...ranked third in the NFC in punting average with a 48.8 average in three games...**vs. Seattle (9/30):** Threw a two-yard touchdown pass to WR Danny Amendola on a fake field goal play...no Rams punter has thrown a touchdown pass since the merger...punted four times for 156 yards, a 39-yard average and 38.8-yard net...placed one inside the 20...**vs. Arizona (10/4):** Punted a season-high seven times for 398 yards, including a season-long of 68 yards...averaged 56.9 yards per punt, setting a franchise single-game record...placed three punts inside the 20-yard line...also made one special teams tackle...**at Miami (10/14):** Punted three times for 135 yards with a long of 56 yards...averaged 45 yards per punt with a 38.3 net...placed two inside the 20-yard line...**vs. Green Bay (10/21):** Punted two times for 99 yards, a 49.5-yard average and 42-yard net...tallied a long of 55 yards...**vs. New England (10/28):** Punted four times for 195 yards, a 48.8-yard average and 44.8-yard net...placed one kick inside the 20 and tallied a long of 50 yards...**at San Francisco (11/11):** Threw a 21-yard completion to S Rodney McLeod on fourth-and-four from the St. Louis 10-yard line with :49 left in the half on a fake punt...marked his second pass completion this season and McLeod's first career reception...on a second fake punt, completed a 19-yard pass to TE Lance Kendricks...the play pushed his passing totals to two-for-two for 40 yards on the day, and also marks his third completion this season...punted four times for 147 yards for a 36.8-yard average, 31-yard net and placed one inside the 20-yard line...**vs. New York Jets (11/18):** Punted five times for 251 yards, a 50.2-yard average, 44.4-yard net...placed one inside the 20-yard line and had a long of 57 yards...**at Arizona (11/25):** Punted six times for 260 yards, a 43.3-yard average and 33.5-yard net...tallied a long of 48 yards and placed one inside the 20-yard line...**vs. San Francisco (12/2):** Punted a season-high nine times for 388 yards for a 43.1-yard average and 42.4-yard net...tallied a long of 63 yards and placed three punts inside the 20-yard line...**at Buffalo (12/9):** Punted eight times for 302 yards, a 37.8-yard average and 32.3-yard net...placed two punts inside the 20-yard line and tallied a long of 50 yards...**vs. Minnesota (12/16):** Punted four times for 164 yards...placed one punt inside the 20-yard line and had a long of 55 yards...**at Tampa Bay (12/23):** Punted seven times for 335 yards, a 47.9-yard average and 46.9-yard net. Hekker placed two punts inside the 20-yard line and tallied a long of 57 yards...**at Seattle (12/30):** Punted five times for 243 yards and finished with a net average of 40.2 yards and a gross average of 48.6 yards

**COLLEGE:** Four-year starter, finished his career as one of Oregon State's most prolific punters in history...the third-best career punt yardage average at OSU at 41.3 yards per punt...set the single-game school record with a 52.5-yard average (6-315) at Utah in 2011...earned College Football Performance Award Punter of the Week for his efforts against the Utes...semi-finalist for the Ray Guy Award in 2009...52 career punts of 50+ yards, including 17 as a senior in 2011 when he had six different games with at least one punt of 60+ yards...earned Pac-12 Conference honorable mention...87 career punts downed inside the 20-yard line...named the Sun Bowl Special Teams MVP in 2008 after averaging 45 yards on 10 punts...also the holder on placekicks for three years...two-time Pac-10 All-Academic selection.

**PERSONAL:** Has a degree in general science.

## JOHNNY HEKKER NFL STATISTICS

### REGULAR SEASON

Year	Team	G	Punting			Opp Ret	Yds	Net	TB	I20	Lg	Blk
			No	Yds	Avg							
2012	RAMS	16	82	3756	45.8	41	402	3274	4	22	68	0


**ADDITIONAL CAREER STATISTICS:** Threw one touchdown pass to WR Danny Amendola vs. Seattle (9/30), completed two passes for 40 yards at San Francisco (11/11/12). Special teams tackles: 2012 (1).



# JOHNNY HEKKER GAME-BY-GAME STATS

## 2012 ST. LOUIS RAMS

Game	W/L	No	Yds	Avg	Opp		Net		TB	I20	LgBlk	
					Ret	Yds	Yds	Avg				
@DET 9/9	L	5	241	48.2	5	53	188	37.6	0	1	57	0
WAS 9/16	W	3	163	54.3	1	-3	146	48.7	1	1	66	0
@CHI 9/23	L	6	279	46.5	3	39	220	36.7	1	1	56	0
SEA 9/30	W	4	156	39.0	2	1	155	38.8	0	1	48	0
ARI 10/4	W	7	398	56.9	5	76	322	46.0	0	3	68	0
@MIA 10/14	L	3	135	45.0	0	0	115	38.3	1	2	56	0
GB 10/21	L	2	99	49.5	1	15	84	42.0	0	1	55	0
NE 10/28	L	4	195	48.8	3	16	179	44.8	0	1	50	0
@SF 11/11	T	4	147	36.8	2	23	124	31.0	0	1	45	0
NYJ 11/18	I	5	251	50.2	3	29	222	44.4	0	1	57	0
@ARI 11/25	W	6	260	43.3	4	59	201	33.5	0	1	48	0
SF 12/2	W	9	388	43.1	2	6	382	42.4	0	3	63	0
@BUF 12/9	W	8	302	37.8	4	44	258	32.3	0	2	50	0
MIN 12/16	L	4	164	41.0	1	15	149	37.3	0	1	55	0
@TB 12/23	W	7	335	47.9	3	7	328	46.9	0	2	57	0
@SEA 12/30	L	5	243	48.6	2	22	201	40.2	1	0	57	0
<b>TOTAL</b>	<b>7-8-1</b>	<b>82</b>	<b>3756</b>	<b>45.8</b>	<b>41</b>	<b>402</b>	<b>3274</b>	<b>39.9</b>	<b>4</b>	<b>22</b>	<b>68</b>	<b>0</b>



Height: 6-0  
Weight: 192  
Birth Date: 9/2/90  
Rookie  
Lindenwood  
Winnetonka H.S.  
Kansas City, Mo.



Signed with the Rams as an undrafted rookie free agent (5/15/13)...owns school records for receiving yards (2,828), touchdowns (32) and receptions (153)...two-time all-conference nominee...had 12 100-yard receiving games and four 200-yard receiving games...first-team all-conference on offense and defense as a senior at Winnetonka High School...majored in physical education.



**Height: 6-9**  
**Weight: 295**  
**Birth Date: 7/26/90**  
**Rookie**  
**Cincinnati**  
**Hillsdale H.S.**  
**Kansas City, Mo.**



Signed with the Rams as an undrafted rookie free agent (5/13/13) after attending rookie minicamp as a tryout...appeared in 27 games with six starts at Cincinnati...played in six games as a senior while missing six due to ankle injury...was a letterwinner as a tight end and defensive lineman at Hillsdale High School after spending three years at Litchfield...received Associated Press honorable mention all-state recognition...invited to play in the 2008 Michigan East-West All-Star Game...father, Tim, played linebacker at Western Kentucky and Montclair State.



**Height:** 6-3  
**Weight:** 245  
**Birth Date:** 5/21/87  
**4th year (4th Rams)**  
**D7C-2010 (254th)**  
**Penn State**  
**Penn Valley H.S.**  
**Millheim, Penn.**  
**Career GP/GS (playoffs): 28/1**  
**(0/0)**



**TRANSACTIONS:** Placed on reserve/injured list (9/15/10) with a knee injury...selected by the Rams in the seventh round (254th overall) of the 2010 NFL Draft (4/24/10).

**PRO:** Fourth-year pro...played in 28 career games with one start.

**2012 SEASON:** at Detroit (9/9): Saw action on special teams...made one tackle...vs. Washington (9/16): Saw action on special teams...at Chicago (9/23): Saw action on special teams and defense...vs. Seattle (9/30): Saw action on special teams...made one tackle...vs. Arizona (10/4): Saw action on special teams and defense...recorded two tackles (one solo)...also made one special teams tackle...at Miami (10/14): Saw action on special teams and defense...vs. Green Bay (10/21): Saw action on special teams...vs. New England (10/28): Made his first NFL start...registered three solo tackles, including one for loss...added two special teams tackles...at San Francisco (11/11): Saw action on special teams...vs. New York Jets (11/18): Saw action on defense and special teams...at Arizona (11/25): Saw action on defense and special teams...vs. San Francisco (12/2): Saw action on defense and special teams...tallid one pass defended on defense...at Buffalo (12/9): Saw action on defense and special teams...vs. Minnesota (12/16): Saw action on special teams...recorded one tackle...at Tampa Bay (12/23): Saw action on special teams...at Seattle (12/30): Recorded one tackle on special teams.

**2011 SEASON:** Placed on reserve/injured list (12/20)...collected eight special teams tackles.

**2010 SEASON:** Recorded two special teams tackles (one solo) in season opener...had rookie season cut short by ACL injury during practice prior to Week 2.

**COLLEGE:** Joined the Penn State squad as a freshman walk-on in 2005...started all 26 games at middle linebacker in his junior and senior seasons...led the team and was fifth in the Big 10 with 116 tackles, becoming just the 20th Nittany Lion in the program's 123-year history to eclipse 100 tackles in a season...selected to the second-team All-Big 10...a first-team ESPN The Magazine Academic All-American selection for two consecutive years, becoming one of just eight players in Penn State history to earn first-team Academic All-America honors twice....helped Penn State lead all FBS schools in first-team Academic All-Americas for the second consecutive year with a 3.58 grade-point average...part of a defense that did not allow a 100-yard rusher in the final 17 games of his career.

**PERSONAL:** A standout linebacker and fullback at nearby Penns Valley HS...a three-year starter, served as team captain and defensive captain as a senior...selected first-team all-conference on defense after his senior season and was a team captain in the 2006 Lezzer Lumber Classic...also a three-year letterman on the baseball team, earning first-team all-conference accolades as an outfielder....full name is Joshua Lynn Hull...son of Jeffrey and Susan Hull and has a younger brother, Ethan, who is a redshirt freshman offensive lineman for the Nittany Lions...majored in environmental systems engineering in the College of Earth and Mineral Sciences...born May 21, 1987, in State College, Pa.

## JOSH HULL NFL STATISTICS

REGULAR SEASON																
Year	Team	G/S	Tackles				Sk	Yds	Interceptions			TD	PD	Fumbles		
			Total	Solo	Asst	Yds			Int	Yds	Lg			FF	FR	Yds
2010	RAMS	1/0	0	0	0	0	0	0	0	0	0	0	0	0	0	0
2011	RAMS	11/0	0	0	0	0	0	0	0	0	0	0	0	0	0	0
2012	RAMS	16/1	5	4	1	0	0	0	0	0	0	1	0	0	0	0
<b>Total</b>		<b>28/1</b>	<b>5</b>	<b>4</b>	<b>1</b>	<b>0</b>	<b>0</b>	<b>0</b>	<b>0</b>	<b>0</b>	<b>0</b>	<b>1</b>	<b>0</b>	<b>0</b>	<b>0</b>	<b>0</b>


**ADDITIONAL CAREER STATISTICS:** Special Teams Tackles: 2012 (8), 2011 (8) 2010 (2), TOTAL: 18



# JOSH HULL GAME-BY-GAME STATS

2012 ST. LOUIS RAMS															
Game	W/L	P/S	T	S	A	Sk	Yds	Int	Yds	Lg	TDP	PD	FF	FR	Yds
@DET 9/9	L	1/0	0	0	0	0.0	0	0	0	0	0	0	0	0	0
WAS 9/16	W	1/0	0	0	0	0.0	0	0	0	0	0	0	0	0	0
@CHI 9/23	L	1/0	0	0	0	0.0	0	0	0	0	0	0	0	0	0
SEA 9/30	W	1/0	0	0	0	0.0	0	0	0	0	0	0	0	0	0
ARI 10/4	W	1/0	2	1	1	0.0	0	0	0	0	0	0	0	0	0
@MIA 10/14	L	1/0	0	0	0	0.0	0	0	0	0	0	0	0	0	0
GB 10/21	L	1/0	0	0	0	0.0	0	0	0	0	0	0	0	0	0
NE 10/28	L	1/1	3	3	0	0.0	0	0	0	0	0	0	0	0	0
@SF 11/11	T	1/0	0	0	0	0.0	0	0	0	0	0	0	0	0	0
NYJ 11/18	L	1/0	0	0	0	0.0	0	0	0	0	0	0	0	0	0
@ARI 11/25	W	1/0	0	0	0	0.0	0	0	0	0	0	0	0	0	0
SF 12/2	W	1/0	0	0	0	0.0	0	0	0	0	1	0	0	0	0
@BUF 12/9	W	1/0	0	0	0	0.0	0	0	0	0	0	0	0	0	0
MIN 12/16	L	1/0	0	0	0	0.0	0	0	0	0	0	0	0	0	0
@TB 12/23	W	1/0	0	0	0	0.0	0	0	0	0	0	0	0	0	0
@SEA 12/30	L	1/0	0	0	0	0.0	0	0	0	0	0	0	0	0	0
TOTAL		7-8-1	16/1	5	4	1	0.0	0	0	0	0	1	0	0	0

2011 ST. LOUIS RAMS															
Game	W/L	P/S	T	S	A	Sk	Yds	Int	Yds	Lg	TD	PD	FF	FR	Yds
PHI 9/11	L	1/0	0	0	0	0.0	0.0	0	0	0	0	0	0	0	0
@NYG 9/19	L	1/0	0	0	0	0.0	0.0	0	0	0	0	0	0	0	0
BAL 9/25	L	1/0	0	0	0	0.0	0.0	0	0	0	0	0	0	0	0
WAS 10/2	L	1/0	0	0	0	0.0	0.0	0	0	0	0	0	0	0	0
@GB 10/16	L	1/0	0	0	0	0.0	0.0	0	0	0	0	0	0	0	0
@DAL10/23	L	1/0	0	0	0	0.0	0.0	0	0	0	0	0	0	0	0
NO 10/30	W	1/0	0	0	0	0.0	0.0	0	0	0	0	0	0	0	0
@ARI 11/6	L	1/0	0	0	0	0.0	0.0	0	0	0	0	0	0	0	0
@CLE 11/13W									Inactive						
SEA 11/20	L	1/0	0	0	0	0.0	0.0	0	0	0	0	0	0	0	0
ARI 11/27	L								Inactive						
@SF 12/4	L								Inactive						
@SEA 12/12L	1/0	0	0	0	0	0.0	0.0	0	0	0	0	0	0	0	0
CIN 12/18	L	1/0	0	0	0	0.0	0.0	0	0	0	0	0	0	0	0
@PIT 12/24									Placed on Reserve/Injured						
TOTALS		2-12	11/0	0	0	0	0.0	0.0	0	0	0	0	0	0	0



**Height: 6-1**  
**Weight: 232**  
**Birth Date: 9/12/89**  
**Rookie**  
**FA-2013**

**University of Regina**  
**St. Joseph High School**  
**Saskatoon, Sask.**

**Career GP/GS (playoffs): 0/0 (0/0)**



Signed with St. Louis as an undrafted rookie free agent (4/29/13)...played collegiately at the University of Regina (Canada) during the 2010-12 seasons...served as the team's long snapper, appearing in seven Canada West games and both of the team's postseason games...collected 12 solo tackles and 11 assisted tackles during the conference schedule...recorded the majority of his tackles on special teams, as he had eight solo tackles and eight assisted tackles on kickoff and punt returns alone...in 2011, handled the team's long snapping duties for the second consecutive season...recorded six solo tackles and two assisted tackles on special teams for the Regina Rams...named the CIS and Canada West Special Teams Player of the Week after his blocked punt led to a fumble return touchdown...in 2010, excelled on special teams in his first year with the Rams, recording four solo tackles and seven assisted tackles on punt and kickoff returns alone...also had an assisted sack at UBC on Sept. 24, 2010...enrolled in Campion Arts...played for three seasons with the Saskatoon Hilltops (PFC) before attending the University of Regina...a 2007 graduate of St. Joseph High School in Saskatoon, Providence County.



Height: 5-10  
 Weight: 193  
 Birth Date: 10/29/88  
 2nd year (2nd Rams)  
 D2B-2012 (39th)  
 North Alabama  
 Pahokee H.S.  
 Pahokee, Fla.

Career GP/GS (playoffs): 15/14  
 (0/0)



**TRANSACTIONS:** Selected in the second round of the 2012 draft (39th overall) on (4/26/12).

**2012 SEASON:** Named to Pro Football Weekly's All-Rookie Team...led Rams with four interceptions and returned three for touchdowns...tied NFL rookie record with three interception returns for touchdowns and led NFL with four total defensive touchdowns...led Rams with 15 passes defended and started 15 games...**at Detroit (9/9):** Earned a starting spot at right corner in his NFL debut...intercepted a pass from Lions' QB Matt Stafford at the Rams' 3-yard line and returned it 34 yards for his first career interception...made six solo tackles...**vs. Washington (9/16):** Started at right corner...registered six tackles (five solo)...added two passes defended...**at Chicago (9/23):** Started at right corner...recorded a career-high eight tackles (seven solo)...added two passes defended...**vs. Seattle (9/30):** Started at right corner...tallied four tackles (three solo)...added one pass defended...**vs. Arizona (10/4):** Started at right corner...notched four tackles (three solo) and four passes defended...leads the team in passes defended with nine...**at Miami (10/14):** Started at right corner...made four solo tackles...**vs. Green Bay (10/21):** Started at right corner...logged eight tackles (seven solo)...**vs. New England (10/28):** Started at right corner...registered six tackles (five solo) and two passes defended...**at San Francisco (11/11):** Declared inactive...**vs. New York Jets (11/18):** Started at right corner...blocked a 26-yard field goal attempt...last time the Rams blocked a field goal was when DE James Hall blocked a 49-yard field goal by K Nate Kaeding vs. San Diego (10/17/10)...also made four tackles (three solo)...added one pass defended...**at Arizona (11/25):** Started at corner...intercepted Arizona QB Ryan Lindley and returned it 36 yards for a touchdown...recorded a second interception for a touchdown when he picked off Lindley and returned it 39 yards...pushed his career total to three interceptions...he is the first Ram to record two interceptions for touchdowns in a game...he is the fourth rookie in NFL history with two interceptions for touchdowns in a single game...previous three came in 1925, 1948 and 1960...also made four **(12/2):** Started at corner...recovered a fumble at the San Francisco 2-yard line and returned it two yards for a touchdown...scored three touchdowns off turnovers in two consecutive games...he is the first Rams rookie to record three defensive touchdowns...the last time a Ram recorded three defensive touchdowns in a season was Mike Jones in 1999...also tallied six tackles (five solo) and one quarterback pressure...**at Buffalo (12/9):** Started at corner...notched six solo tackles and two passes defended...**vs. Minnesota (12/16):** Led the team in tackles with nine solo, including one for loss...**at Tampa Bay (12/23):** Started at corner...notched his fourth interception of the season, third for a touchdown...led the NFL in INT-TDs, and in overall defensive touchdowns with four...the play tied a franchise record for most INT-TDs in a season, Monte Jackson (1976) and Rod Perry (1978) each tallied three...his three TD-INTs are tied with Ronnie Lott and Lem Barney for most by a rookie in NFL history...he now has 150 interception yards on the season, stood for third-most in the NFL for 2012...notched six solo tackles, caused one fumble and had one pass defended...**at Seattle (12/30):** Started at corner...made two solo tackles...led the team in passes defended with 15 on the season.



Jenkins' two interceptions for touchdowns helped him earn NFC Defensive Player of the Week honors for Week 12

**COLLEGE:** Played final season at North Alabama after spending three seasons at Florida...was named Freshman All-American in 2008 while helping the Gators capture a BCS National Championship...Second-team All-SEC and third-team All-America as a junior in 2010...in 40 games at the University of Florida, Jenkins started 36 times, recording 121 tackles (92 solos) with two sacks for minus 18 yards, ten stops for losses of 51 yards and two forced fumbles...also deflected 25 passes and intercepted eight others for 91 yards in returns, including one touchdown...Division II second-team All-American as a senior at UNA.

**PERSONAL:** Attended Pahokee (Fla.) High School, where he was a Parade and EA Sports All-American defensive back...earned first-team Class 2B all-state honors as a senior...two-way star collected six interceptions and recorded over 80 tackles as a senior, while gaining over 1,000 yards on offense...rated the fourth-best cornerback in the nation by ESPN...social & behavioral sciences major.





# JANORIS JENKINS NFL STATISTICS

## REGULAR SEASON

Year	Team	G/S	Tackles				Interceptions				Fumbles				
			Total	Solo	Asst	Sk	Yds	Int	Yds	Lg	TD	PD	FF	FR	Yds
2012	RAMS	15/14	83	75	8	0	0	4	150	41t	3	15	0	1	2



## JANORIS JENKINS GAME-BY-GAME STATS

### 2012 ST. LOUIS RAMS

Game	W/L	P/S	T	S	A	Sk	Yds	Int	Yds	Lg	TDPD	FF	FR	Yds
@DET 9/9	L	1/1	6	6	0	0.0	0	1	34	34	0	0	0	0
WAS 9/16	W	1/1	6	5	1	0.0	0	0	0	0	2	0	0	0
@CHI 9/23	L	1/1	8	7	1	0.0	0	0	0	0	2	0	0	0
SEA 9/30	W	1/1	4	3	1	0.0	0	0	0	0	1	0	0	0
ARI 10/4	W	1/1	4	3	1	0.0	0	0	0	0	4	0	0	0
@MIA 10/14	L	1/1	4	4	0	0.0	0	0	0	0	0	0	0	0
GB 10/21	L	1/1	8	7	1	0.0	0	0	0	0	0	0	0	0
NE 10/28	L	1/1	6	5	1	0.0	0	0	0	0	2	0	0	0
@SF 11/11	T						Inactive							
NYJ 11/18	L	1/1	4	3	1	0.0	0	0	0	0	1	0	0	0
@ARI 11/25	W	1/1	4	4	0	0.0	0	2	76	39t	2	0	0	0
SF 12/2	W	1/1	6	5	1	0.0	0	0	0	0	0	0	1	2
@BUF 12/9	W	1/1	6	6	0	0.0	0	0	0	0	2	0	0	0
MIN 12/16	L	1/0	9	9	0	0.0	0	0	0	0	0	0	0	0
@TB 12/23	W	1/1	6	6	0	0.0	0	1	41	41t	1	1	1	0
@SEA 12/30	L	1/1	2	2	0	0.0	0	0	0	0	0	0	0	0
<b>TOTAL</b>		<b>7-8-1</b>	<b>15/14</b>	<b>83</b>	<b>75</b>	<b>8</b>	<b>0</b>	<b>4</b>	<b>150</b>	<b>41t</b>	<b>3</b>	<b>15</b>	<b>1</b>	<b>2</b>



**Height: 6-1**  
**Weight: 200**  
**Birth Date: 2/6/91**  
**Rookie**  
**Fort Lewis**  
**ThunderRidge High School**  
**Highlands Ranch, Col.**



Signed with the Rams as an undrafted rookie free agent (5/13/13) after attending rookie minicamp as a tryout...ranks among Fort Lewis College's career leaders in completions (third, 715), passing yards (fourth, 7,040), passing TDs (fourth, 39), passing efficiency (fifth, 113.40), and interceptions thrown (fifth, 36) through the 2011 season...2010 team MVP and second-team All-RMAC...named RMAC Offensive Freshman of the Year in 2009...first team All-Southern League at ThunderRidge High School.



**Height: 6-4**  
**Weight: 306**  
**Birth Date: 5/25/90**  
**Rookie**  
**D4-2013 (113rd)**  
**Alabama**  
**Evangelical Christian H.S.**  
**Germantown, Tenn.**  
**Career GP/GS (playoffs): 0/0 (0/0)**



**TRANSACTIONS:** Selected by the Rams in the fourth round (113th overall) of the 2013 NFL Draft (4/27/13).

**OVERVIEW:** Three-time All-American started at three different positions during well-decorated career at Alabama that included three National Championships...first-team All-American as a senior...earned Rimington Trophy as country's best center in 2012...won Outland Trophy, which recognizes top interior lineman, following junior season at left tackle...four-time Academic All-American...started 50 games for the Tide – 25 at right guard during the 2009-10 campaigns, 11 at left tackle as a junior and 14 at center in 2012...as a senior, he also saw playing time at three other offensive line positions.

**SENIOR (2012):** Moved to center and started all 14 games...recipient of the 2012 Rimington Trophy, given to the nation's best center, he was also named the National Football Foundation's winner of the prestigious William V. Campbell Award, given to the nation's best football student-athlete (commonly referred to as the "Academic Heisman")...received All-American first-team honors from the Football Writers Association of America, Walter Camp Football Foundation, Associated Press, Sporting News and Sports Illustrated...was one of three finalists for the Outland Trophy (top interior lineman) and one of three for the Lombardi Award (top lineman or linebacker)...joined Notre Dame linebacker Manti Te'o as only FBS football players in 2012 to be named an Associated Press first-team All-American and a Capital One/CoSIDA first-team Academic All-American...Did not allow an opponent to sack a Crimson Tide quarterback on 287 pass attempts and missed only six assignments in 731 snaps (99.2 percent), grading out at 90 percent or better in 10 games for a final average of 90.4, while recording 20 pancake blocks...blocked for eight individual 100-yard rushing performances in 2012, marking 33 during his career.

**JUNIOR (2011):** Unanimous All-America first-team selection from The NFL Draft Report, American Football Coaches Association, Walter Camp, Football Writers Association, Sporting News, ESPN, Sports Illustrated, CBS Sports and Rivals.com while also capturing Outland Trophy honors...All-SEC first-team from the league's coaches and Associated Press...awarded the Jacobs Blocking Trophy, given to the top offensive lineman in the SEC... started 11 contests at left tackle, moving to that spot due to depth concerns by the coaching staff...also saw playing time at right tackle, left guard and center during his junior campaign, but despite the position shuffling, he allowed just three quarterback sacks and received perfect grades for blocking consistency in four contests, earning SEC Offensive Lineman of the Week honors vs. Arkansas...helped Alabama rank 16th nationally running the football with an average of 214.5 yards per game while ranking 20th nationally in scoring offense with 34.9 points per game and 31st in total offense (426.6 ypg)...opened holes for 34 rushing touchdowns and blocked for nine 100-yard rushing performances by Tide ball carriers in 2011.

**SOPHOMORE (2010):** First-team Academic All-American, in addition to being named third-team All-American from The NFL Draft Report and Associated Press...first-team All-SEC selection was on the watch list for the Outland Trophy after starting 11 contests at right offensive guard...blocked for five 100-yard rushing performances by Tide ball carriers...helped the Crimson Tide rank 22nd nationally in total offense, racking up 444.15 yards per game...competed the entire season without allowing a quarterback sack or pressure.

**FRESHMAN (2009):** Started all 14 games at right guard for the national championship team...earned Freshman All-American honors from The NFL Draft Report and was one of three new starters on the Tide's offensive front that helped Alabama compile 403.0 yards of total offense per game.

**REDSHIRT FRESHMAN (2008):** Jones played in three games as a true freshman...saw action vs. Western Kentucky and participated in two SEC games at Arkansas and at home vs. Kentucky.


**PERSONAL:** Recognized as top prospect in Tennessee following high school career in Memphis...played in the 2007 U.S. Army All-American game...owns both a bachelor's and master's degree in accounting...won the 2012 William V. Campbell Trophy, an award given by the National Football Foundation & College Hall of Fame to college's football's "best and brightest"...father Rex played basketball at Alabama.



**Height: 5-11**  
**Weight: 187**  
**Birth Date: 8/16/89**  
**1st year (1st Rams)**  
**FA-2012**  
**Henderson State**  
**Sanata Cruz, Calif.**



Signed with the Rams as an undrafted rookie free agent (5/1/12)...played two seasons at Henderson State in Arkansas after spending two seasons at Cabrillo College...led Henderson State with 35 receptions as a senior...totaled 280 yards receiving and had three touchdown catches...handled kickoff and punt returns...averaged 22.8 yards on 13 kickoffs and 14.9 on nine punt returns...finished junior season with 470 yards receiving, including a 95-yard touchdown catch against South Alabama, second longest in HSU history...was a member of the GSC All-Academic Honor Roll...first-team All-Golden State selection as a freshman and a sophomore at Cabrillo College...totaled 40 catches for 499 yards and five touchdowns as a freshman and 24 catches for 392 yards and five scores as a sophomore...heavily involved in FCA...majored in communications.



**Height:** 6-2  
**Weight:** 204  
**Birth Date:** 1/1/90  
**2nd year (2nd Rams)**  
**D3-2012 (65th)**  
**Montana**  
**Edison H.S.**  
**Stockton, Calif.**



**Career GP/GS (playoffs):** 16/3  
**(0/0)**

**TRANSACTIONS:** Selected in the third round of the 2012 draft (65th overall) on (4/27/12).

**2012 SEASON:** Finished season with two interceptions, eight passes defended and 35 total tackles while serving as the team's third corner for most of the season...**at Detroit (9/9):** Saw action on defense...**vs. Washington (9/16):** Saw action on defense...**at Chicago (9/23):** Saw action on defense...**vs. Seattle (9/30):** Intercepted a pass from Seattle QB Russell Wilson and returned it three yards...marked the first interception of his career...added a pass defended...**vs. Arizona (10/4):** Saw action on defense...tallied a season-high four solo tackles...added one special teams tackle...**at Miami (10/14):** Saw action on defense and special teams...made one special teams tackle...**vs. Green Bay (10/21):** Saw action on defense and special teams...registered one pass defended...**vs. New England (10/28):** Saw action on defense and special teams...tallied one pass defended...**at San Francisco (11/11):** Made his first NFL start at right cornerback...logged a season-best five tackles (four solo)...**vs. New York Jets (11/18):** Saw action on defense and special teams...recorded three solo tackles...**at Arizona (11/25):** Saw action on defense and special teams...made three solo tackles...**vs. San Francisco (12/2):** Saw action on defense and special teams...registered one solo tackle...**at Buffalo (12/9):** Saw action on defense and special teams...made four solo tackles, including one for loss...also made one special teams tackle...**vs. Minnesota (12/16):** Saw action on defense...registered one pass defense and three tackles (two solo)...**at Tampa Bay (12/23):** Started at corner...registered his second career interception...made four tackles (three solo)...added three passes defended...**at Seattle (12/30):** Started at corner...recorded a career-high eight tackles (six solo) and one pass defended.

**COLLEGE:** Started 42-of-47 games at Montana...recorded 173 tackles (105 solos) with 1.5 sacks, 13.0 stops for losses of 30 yards, a quarterback pressure and a safety as a result of his 2011 sack...deflected 35 passes and had fifteen interceptions for 188 yards in returns (12.53 avg) and a pair of touchdowns...gained 178 yards on eight kickoff returns (22.2 avg)...for his entire career, opponents have targeted 305 passes into the cornerback's area, as only 102 of those tosses were completed (33.44%), generating 658 yards, an average of 6.45 yards per pass completion and 2.16 yards per attempt...tied for fourth among active NCAA Football Championship Subdivision players with 15 interceptions (joined Jeremy Caldwell of Eastern Kentucky and Al-Rilwan Adeyemi of San Diego University), which also tied for fourth on the school career-record chart, matching the figure first attained by Tim Hauck (1987-89)...since the turn of the century year 2000, his 15 pass thefts are the second-highest total by a Big Sky Conference performer in a career, topped by K.J. Gerard of Northern Arizona (19; 2004-08)...his 35 pass deflections established a new school career record, surpassing the previous mark of 26 by Jimmy Wilson (2004-06, 2010)...notched 40 passes defended (break-ups and interceptions), the most in the FCS ranks, also setting a Grizzly all-time mark...sociology major.

**PERSONAL:** Attended Thomas Edison (Stockton, Calif.) High School...three-time gridiron letterman performed as a defensive back (mostly at strong safety), wide receiver and quarterback...handled kickoff return chores...son of Lynn Stallworth and Curtis Johnson...nicknamed "Tru"...born 1/01/90...resides in Stockton, California.

## TRUMAINE JOHNSON NFL STATISTICS

### REGULAR SEASON

Year	Team	Tackles			Asst	Sk	Yds	Interception			TD	PD	Fumbles		
		G/S	Total	Solo				Int	Yds	Lg			FF	FR	Yds
2012	RAMS	16/3	35	30	5	0	0	2	4	4	0	8	0	0	0

**ADDITIONAL CAREER STATISTICS:** Special Teams Tackles: 2012 (3).



# TRUMAINE JOHNSON GAME-BY-GAME STATS

2012 ST. LOUIS RAMS															
Game	W/L	P/S	T	S	A	Sk	Yds	Int	Yds	Lg	TDPD	FF	FR	Yds	
@DET 9/9	L	1/0	0	0	0	0	0	0	0	0	0	0	0	0	
WAS 9/16	W	1/0	0	0	0	0.0	0	0	0	0	0	0	0	0	
@CHI 9/23	L	1/0	0	0	0	0.0	0	0	0	0	0	0	0	0	
SEA 9/30	W	1/0	0	0	0	0.0	0	1	4	0	0	1	0	0	
ARI 10/4	W	1/0	4	4	0	0.0	0	0	0	0	0	0	0	0	
@MIA 10/14	L	1/0	0	0	0	0.0	0	0	0	0	0	0	0	0	
GB 10/21	L	1/0	0	0	0	0.0	0	0	0	0	0	1	0	0	
NE 10/28	L	1/0	0	0	0	0.0	0	0	0	0	0	1	0	0	
@SF 11/11	T	1/1	5	4	1	0.0	0	0	0	0	0	0	0	0	
NYJ 11/18	L	1/0	3	3	0	0.0	0	0	0	0	0	0	0	0	
@ARI 11/25	W	1/0	3	3	0	0.0	0	0	0	0	0	0	0	0	
SF 12/2	W	1/0	1	1	0	0.0	0	0	0	0	0	0	0	0	
@BUF 12/9	W	1/0	4	4	0	0.0	0	0	0	0	0	0	0	0	
MIN 12/16	L	1/0	3	2	1	0.0	0	0	0	0	0	1	0	0	
@TB 12/23	W	1/1	4	3	1	0.0	0	1	0	0	0	3	0	0	
@SEA 12/30	L	1/1	8	6	2	0.0	0	0	0	0	0	1	0	0	
TOTAL		7-8-1	16/3	35	30	5	0	0	2	4	0	0	8	0	0



Height: 6-3  
 Weight: 247  
 Birth Date: 1/30/88  
 3rd year (3rd Rams)  
 D2-2011 (47th)  
 Wisconsin

Rufus King International H.S.  
 Milwaukee, Wisc.  
 Career GP/GS (playoffs): 31/24  
 (0/0)



**TRANSACTIONS:** Drafted in the second round (47th overall) in the 2011 NFL Draft by the St. Louis Rams.

**2012 SEASON:** Tied for third among Rams with 42 receptions...set new career highs in catches (42) and receiving yards (519)...hailed in four touchdown passes...**vs. Arizona (10/4):** Caught a seven-yard touchdown pass, the first touchdown of his career...**at Miami (10/14):** Recorded season highs in catches (four) and receiving yards (40)...**vs. New England (10/28):** Tied for the team lead in receptions with four for 32 yards...**at San Francisco (11/11):** Caught three passes for a season-high 48 yards...**at Arizona (11/25):** Caught a 37-yard touchdown pass, the second-longest reception of his career...**vs. Minnesota (12/16):** Caught three passes for 35 yards and his third touchdown of the season...**at Tampa Bay (12/23):** Caught four passes for 119 yards and a touchdown...marked his first career 100-yard receiving game...recorded a career-long 80-yard reception for a touchdown...it was the longest reception in franchise history for a tight end.

**2011 SEASON:** Played in 15 games, registered 10 starts...caught 28 passes for 352 yards...**vs. Philadelphia (9/11):** Earned first career start in his NFL debut against the Eagles...caught one pass for 18 yards...**vs. Washington (10/2):** Started at tight end...tallied four catches for 33 yards...**at Green Bay (10/16):** Set a new career long with a 45-yard reception in the first quarter...totaled 71 yards, also a new career-high, on four receptions.

**COLLEGE:** Started 17 of 30 games at Wisconsin, catching 62 passes for 914 yards (14.7 yards per catch) and six touchdowns...added 98 yards on eight carries (12.3 yards per carry)...moved into 25th on the school's career-record list with 914 receiving yards, topping Paul Hubbard (909 yards, 2004-07)...registered 53 first down receptions...43 catches gained at least 10 yards, including 17 for 20 yards or longer...made 18 receptions inside the red zone...became the first Badger to receive Mackey Award National Tight End Player of the Week honors in consecutive games (vs. Arizona State and Austin Peay in 2010)... became the first Wisconsin tight end to record consecutive 100-yard receiving performances (131 vs. Arizona State and 103 vs. Austin Peay in 2010) since Travis Beckum first accomplished that feat in 2007 vs. Michigan State (132) and Illinois (161)...gained at least 100 yards receiving in a game three times during his career...became just the third player in school history to total over 100 yards receiving in a bowl game, as he generated 128 yards vs. Miami in the 2009 Champs Sports Bowl...seven catches in the 2009 Champs Sports Bowl rank second to Pat Richter's eleven receptions in the 1963 Rose Bowl in the UW post-season record book...131 receiving yards vs. Arizona State in 2010 rank as the eighth-best game performance by a Wisconsin tight end (fourth-best in a regular season contest) and were the most by a player at his position since Beckum gained 160 yards vs. Illinois (10/06/2007).

**PERSONAL:** Attended Rufus King (Milwaukee, Wis.) High School...rated the second best overall prospect in the state by Rivals.com during his senior year...received a four-star prospect rating from that recruiting service, which also placed him 30th among the nation's receivers...rated as the nation's 12th best receiver by Scout.com, as the Prep Star All-American "Dream Team" selection was named to the ESPN Top 150 squad...added Super Prep All-American honors, as that service rated him the 12th-best overall prospect in the Midwest and the 14th-best receiver in the nation...placed 19th on the Detroit Free Press All-Midwest team, adding All-State honors as a senior and All-City accolades in each of his final two seasons...as junior and senior, chosen the Generals' Most Valuable Player and served as the squad's captain during his final campaign...also garnered All-Milwaukee City League recognition...recorded 102 receptions for 1,905 yards during his four-year football career...made 35 catches for 735 yards and 12 touchdowns while picking up 157 yards on 22 carries to lead his team to a 6-4 record and second place finish in the Milwaukee City League as a junior in 2004...had six interceptions as a defensive back during his junior campaign...generals matched that record again in 2005, as their team captain produced 42 receptions for 640 yards and 10 touchdowns in 2005...lettered four times in track, capturing the AUJ championship in the triple jump in each of his four seasons...finished second in that event at the 2005 state championships after placing third the previous year...also competed for the school's basketball team one season and graduated with a 3.1 grade point average...economics major...son of Linda and Leon Kendrick...born 1/30/88.



# LANCE KENDRICKS NFL STATISTICS

## REGULAR SEASON

Year	Team	G/S	Receiving					Rushing				
			No	Yds	Avg	Lg	TD	Att	Yds	Avg	Lg	TD
2011	RAMS	15/10	28	352	12.6	45	0	1	-8	-8	-8	0
2012	RAMS	16/14	42	519	12.4	80t	4	0	0	0	0	0
<b>Total</b>		<b>31/24</b>	<b>70</b>	<b>871</b>	<b>12.4</b>	<b>80t</b>	<b>4</b>	<b>1</b>	<b>-8</b>	<b>-8</b>	<b>-8</b>	<b>0</b>

**ADDITIONAL CAREER STATISTICS:** Caught one pass for 19 yards from P Johnny Hekker at San Francisco (11/11/12)...caught a pass from Sam Bradford for a two-point conversion vs. San Francisco (12/2/12).



# LANCE KENDRICKS GAME-BY-GAME STATS

### 2012 ST. LOUIS RAMS

Game	W/L	Receiving					Rushing					
		P/S	No	Yds	Avg	Lg	TD	Att	Yds	Avg	Lg	TD
@DET 9/9	L	1/1	2	16	8.0	8	0	0	0	0.0	0	0
WAS 9/16	W	1/0	2	25	12.5	14	0	0	0	0.0	0	0
@CHI 9/23	L	1/0	3	18	6.0	8	0	0	0	0.0	0	0
SEA 9/30	W	1/1	2	22	11.0	26	0	0	0	0.0	0	0
ARI 10/4	W	1/1	1	7	7.0	7	1	0	0	0.0	0	0
@MIA 10/14	L	1/1	4	40	10.0	23	0	0	0	0.0	0	0
GB 10/21	L	1/1	2	5	2.5	5	0	0	0	0.0	0	0
NE 10/28	L	1/1	4	32	8.0	11	0	0	0	0.0	0	0
@SF 11/11	T	1/1	3	48	16.0	19	0	0	0	0.0	0	0
NYJ 11/18	L	1/1	2	14	7.0	7	0	0	0	0.0	0	0
@ARI 11/25	W	1/1	1	37	37.0	37t	1	0	0	0.0	0	0
SF 12/2	W	1/1	3	32	10.7	20	0	0	0	0.0	0	0
@BUF 12/9	W	1/1	3	36	12.0	22	0	0	0	0.0	0	0
MIN 12/16	L	1/1	3	35	11.7	16	1	0	0	0.0	0	0
@TB 12/23	W	1/1	4	119	29.8	80t	1	0	0	0.0	0	0
@SEA 12/30	L	1/1	3	33	11.0	15	0	0	0	0.0	0	0
<b>TOTAL</b>		<b>7-8-1</b>	<b>16/14</b>	<b>42</b>	<b>519</b>	<b>12.4</b>	<b>80t</b>	<b>4</b>	<b>0</b>	<b>0</b>	<b>0.0</b>	<b>0</b>

### 2011 ST. LOUIS RAMS

Game	W-L	Receiving					Rushing						
		P/S	No	Yds	Avg	Lg	TD	Att	Yds	Avg	Lg	TD	
PHI 9/11	L	1/1	1	18	18.0	18	0	0	0	0.0	0	0	
@NYG 9/19	L	1/1	1	26	26.0	26	0	0	0	0.0	0	0	
BAL 9/25	L	1/1	2	25	12.5	13	0	1	-8	-8.0	-8	0	
WAS 10/2	L	1/1	4	33	8.3	11	0	0	0	0.0	0	0	
@GB 10/16	L	1/0	4	71	17.8	45	0	0	0	0.0	0	0	
@DAL 10/23	L	1/0	0	0	0.0	0	0	0	0	0.0	0	0	
NO 10/30	W	1/0	1	2	2.0	2	0	0	0	0.0	0	0	
@ARI 11/6	L	1/1	1	7	7.0	7	0	0	0	0.0	0	0	
@CLE 11/13	W						Inactive						
SEA 11/20	L	1/0	2	21	10.5	13	0	0	0	0.0	0	0	
ARI 11/27	L	1/1	3	37	12.3	24	0	0	0	0.0	0	0	
@SF 12/4	L	1/1	0	0	0.0	0	0	0	0	0.0	0	0	
@SEA 12/12	L	1/1	1	26	26.0	26	0	0	0	0.0	0	0	
CIN 12/18	L	1/1	3	19	6.3	9	0	0	0	0.0	0	0	
@PIT 12/24	L	1/1	2	13	6.5	7	0	0	0	0.0	0	0	
SF 1/1/11	L	1/1	3	54	18.0	22	0	0	0	0.0	0	0	
<b>TOTALS</b>		<b>2-14</b>	<b>15/10</b>	<b>28</b>	<b>352</b>	<b>12.6</b>	<b>45</b>	<b>0</b>	<b>1</b>	<b>-8</b>	<b>-8.0</b>	<b>-8</b>	<b>0</b>





**Height:** 6-6  
**Weight:** 295  
**Birth Date:** 1/27/86  
**6th Year (2nd Rams)**  
**UFA(MIA)-2012**  
**Hampton**  
**Petersburg (Va.) H.S.**  
**Petersburg, Va.**  
**Career GP/GS (playoffs):** 80/70 (1/1)



**TRANSACTIONS:** Signed by St. Louis as a free agent (3/17/12)...originally a third-round draft choice (66th overall) of the Dolphins in 2008.

**PRO:** Played in 80 games with 70 starts...collected nine career sacks...posted over 150 career tackles.

**2012 SEASON:** Finished first season in St. Louis with 57 tackles, 20 quarterback pressures and eight quarterback hits...also had 2.0 sacks...**at Chicago (9/23):** Started at defensive tackle and recorded a season-high seven solo tackles...**at San Francisco (11/11):** Started at defensive tackle...recorded seven tackles (four solo)...**at Buffalo (12/9):** Started at defensive tackle...recorded his first sack of the season...totalled three tackles (two solo)...**at Tampa Bay (12/23):** Started at defensive tackle...recorded two tackles...added one sack for a loss of five yards.

**2011 SEASON:** Started 12 times and played in a reserve role four times in 2011...recorded 20 tackles (15 solo)...**at San Diego (10/2):** Recorded three tackles...**vs. Denver (10/23):** Recorded two tackles including one tackle for a loss of six yards and a forced fumble...**at New York Giants (10/30):** Tied a season-high three tackles...**vs. Buffalo (11/20):** Had two solo tackles and one pass defensed.

**2010 SEASON:** Had 47 tackles this season...tied for third on the team with three sacks...started all 16 games...**at Minnesota (9/19):** Had five tackles including one sack...**vs. New England (10/4):** Finished second on the team in tackles with six stops, including one sack...**at New York Jets (12/12):** Collected four tackles, one sack and a forced fumble...the sack and the forced fumble came on the same play when he sacked QB Mark Sanchez, forced him to fumble, and was subsequently recovered by Quentin Moses...led to the Dolphins' only touchdown in the game in their 10-6 win...**at New England (1/2/11):** Tallied six tackles and one forced fumble...resulted in a turnover recovered by Paul Soliai.

**2009 SEASON:** Played in all 16 games for the second straight season with 14 starts...notched 43 tackles and 2.5 sacks... **at San Diego (9/27):** Registered four tackles, including one sack for an eight yard loss...**at Buffalo (11/29):** Recorded one tackle and a half sack...**at Tennessee (12/20):** Had three tackles which included one sack...**vs. Pittsburgh (1/3/10):** Recorded a career high six tackles.

**2008 SEASON:** Played in all 16 games, started 13...tallied 31 tackles and two sacks...**vs. N.Y. Jets (9/7):** Made Dolphins and NFL debut in a start...had three tackles including one sack, tackling Jets quarterback Brett Favre for a seven-yard loss...became the first Dolphin rookie to register a sack in a season opener since a contest vs. Indianapolis (8/31/97), when rookies Jason Taylor and Derrick Rodgers both had sacks... **at Arizona (9/14):** Had two tackles including one sack...recorded sacks in the first two games this season, becoming the first Dolphin rookie to have a sack in each of his first two NFL games since sacks became an official statistic in 1982...**at Denver (11/2):** Part of a defensive line that helped limit the Broncos to 14 rushing yards, a Dolphin single game team defensive record...**AFC Wild Card game vs. Baltimore (1/4/09):** Made playoff debut in a starting role...had two tackles.

**COLLEGE:** Was a four-year letterman (2004-07) and three-year starter at Hampton...Named first-team All-Mid-Eastern Athletic Conference choice as a senior, junior and sophomore, becoming the school's first defensive lineman to be named first-team All-Conference three consecutive seasons since former Dolphins defensive tackle Ike Readon (1987) was named All-CIAA from 1983-1985...Recorded 236 tackles (110 solo) with 23.5 sacks for minus 175 yards, 56.5 stops for loss and 39 quarterback pressures in his career...Also caused nine fumbles and recovered another for a 30-yard touchdown return...Deflected five passes, returned an interception 22 yards for a touchdown and blocked five kicks...Started 11 games at right defensive end as a senior in 2007...Led the team with 72 tackles (32 solo) and 12 quarterback pressures...Ranked second on the squad with six sacks for minus 57 yards and 13.5 stops for loss...Also caused two fumbles and deflected a pass...On special teams, he blocked a kick and also recovered a blocked field goal...Played in the Senior Bowl and the East-West Shrine Game ... Started all 12 games as a junior in 2006 ... Named first-team All-American and All-MEAC...Helped the school rank sixth in the nation in scoring defense (14.5 ppg)...Led team's down linemen with 55 tackles (32 solo) and topped team and ranked third in the MEAC with 8.5 sacks for minus 58 yards...Finished second in the conference with 16 stops for loss and registered eight quarterback pressures and caused two fumbles...Also blocked a kick and deflected one pass...Started all 12 games at left defensive end as a sophomore in 2005...Earned first-team all-conference honors...Led a defense which ranked second in the nation in scoring defense...Finished second on the team with 65 tackles (31 solo), tied for third on the squad with 4.5 sacks for minus 40 yards and led squad with 15.5 stops for loss...Registered 12 quarterback pressures and caused three fumbles...Also blocked a pair of kicks and deflected two passes...Played in 12 games with three starts as a freshman in 2004...Named as a freshman All-America selection...Ranked sixth on the team with 44 tackles (15 solo) and placed second

on the squad with 4.5 sacks for minus 20 yards and 11.5 stops for loss...Collected seven quarterback pressures and caused two fumbles...Also recovered a fumble that he advanced 30 yards for a touchdown...Earned degree in sports management.

**PERSONAL:** Attended Petersburg (Va.) High School...Earned first-team all-district and second-team All-Metro and All-Region honors as a senior defensive lineman...Lists "Law & Order" as favorite television show, "Life" as favorite movie and Jay-Z as favorite recording artist...Enjoys playing video games in spare time...Full name is Kendall Arkel Langford, born January 27, 1986 in Petersburg, Va.



## KENDALL LANGFORD NFL STATISTICS

Year	Team	G/S	Tackles				REGULAR SEASON Interceptions					Fumbles				
			Total	Solo	Asst	Sk	Yds	No	Yds	Lg	TD	PD	FF	FR	Yds	
2008	Miami	16/13	31	25	6	2	12	0	0	0	0	0	3	0	0	0
2009	Miami	16/13	43	33	10	3	8	0	0	0	0	0	1	1	0	0
2010	Miami	16/16	47	33	14	3	3	0	0	0	0	0	4	2	0	0
2011	Miami	16/12	20	15	5	0	0	0	0	0	0	0	1	1	0	0
2012	RAMS	15/15	57	27	30	2	7.5	0	0	0	0	0	2	0	0	0
<b>Total</b>		<b>79/69</b>	<b>195</b>	<b>131</b>	<b>64</b>	<b>10</b>	<b>30.5</b>	<b>0</b>	<b>0</b>	<b>0</b>	<b>0</b>	<b>0</b>	<b>11</b>	<b>4</b>	<b>0</b>	<b>0</b>

### SINGLE GAME HIGHS

Total Tackles – 17, vs. Arizona (11/22/09)

Solo Tackles – 13, vs. Arizona (11/22/09)

Sacks – 1, many times, last at Tampa Bay (12/23/12)

Interceptions – 1, many times, last vs. Arizona (11/27/11)


Passes Defensed – 2, two times, last vs. New Orleans (10/30/11)



## KENDALL LANGFORD GAME-BY-GAME STATS

### 2012 ST. LOUIS RAMS


Game	W/L	P/S	T	S	A	Sk	Yds	Int	Yds	Lg	TDP	FF	FR	Yds
@DET 9/9	L	1/1	2	2	0	0.0	0	0	0	0	0	0	0	0
WAS 9/16	W	1/1	2	0	2	0.0	0	0	0	0	0	0	0	0
@CHI 9/23	L	1/1	7	0	7	0.0	0	0	0	0	0	0	0	0
SEA 9/30	W	1/1	3	1	2	0.0	0	0	0	0	0	0	0	0
ARI 10/4	W	1/1	4	0	4	0.0	0	0	0	0	0	0	0	0
@MIA 10/14	L	1/1	3	2	1	0.0	0	0	0	0	0	1	0	0
GB 10/21	L	1/1	3	3	0	0.0	0	0	0	0	0	0	0	0
NE 10/28	L	1/1	5	3	2	0.0	0	0	0	0	0	0	0	0
@SF 11/11	T	1/1	7	4	3	0.0	0	0	0	0	0	0	0	0
NYJ 11/18	L	1/1	5	2	3	0.0	0	0	0	0	0	0	0	0
@ARI 11/25	W	1/1	3	3	0	0.0	0	0	0	0	0	0	1	0
SF 12/2	W	1/1	2	2	0	0.0	0	0	0	0	0	0	0	0
@BUF 12/9	W	1/1	3	2	1	1.0	2.5	0	0	0	0	0	0	0
MIN 12/16	L	1/1	3	1	2	0.0	0	0	0	0	0	0	0	0
@TB 12/23	W	1/1	2	0	2	1.0	5	0	0	0	0	0	0	0
@SEA 12/30	L	1/1	3	2	1	0.0	0	0	0	0	0	0	0	0
<b>TOTAL</b>		<b>7-8-1</b>	<b>16/16</b>	<b>57/27</b>	<b>30</b>	<b>2.0</b>	<b>7.5</b>	<b>0</b>	<b>0</b>	<b>0</b>	<b>0</b>	<b>2</b>	<b>0</b>	<b>0</b>



**Height: 6-2**  
**Weight: 301**  
**Birth Date: 8/4/1991**  
**Rookie**  
**FA-2013**  
**Utah State**  
**Granger H.S.**  
**West Valley City, Utah**  
**Career GP/GS (playoffs): 0/0 (0/0)**



Signed with the Rams as an undrafted rookie free agent (5/1/13)...second-team Phil Steele's College Football Preview Preseason All-WAC (2012)...played in 26 games over two seasons at Utah State....recorded 66 tackles (16 solo), one pass breakup, two forced fumbles and two QB hurries at Utah State...earned first team all-conference honors at Snow College, helping Badgers to 10-2 record, along with their second-straight Top of the Mountains Bowl championship and a No. 7 national ranking...posted 53 tackles with eight for loss, along with two sacks during his tenure at Snow College.



Height: 6-2  
 Weight: 250  
 Birth Date: 12/3/86  
 5th Year (5th Rams)  
 D2-2009 (35th)  
 Ohio State  
 Plymouth Wayzata H.S.  
 Plymouth, Minn.  
 Career GP/GS (playoffs): 64/64 (0/0)



**TRANSACTIONS:** Selected by St. Louis in the second round (35th overall) of the 2009 NFL Draft (4/25/09).

**PRO:** Fifth-year linebacker has started every game of his professional career, while amassing 589 tackles in that span...led his team in tackles in each of his first four seasons...has been solid in defending the pass, logging 9.0 sacks, seven interceptions, and 26 passes defended in his career.

**2012 SEASON:** Led Rams with 174 tackles, which established a new career high...also had two interceptions, eight passes defended and one fumble recovery...reached 100 tackles in each of first four NFL seasons...**at Detroit (9/9):** Led the team in tackles with 15 (seven solo)...**vs. Washington (9/16):** Started the 50th game of his career...led the team in tackles with 14 (10 solo)...**at Chicago (9/23):** Led the team in tackles with 14 (nine solo)...**vs. Seattle (9/30):** Led the team in tackles with 13 (seven solo)...**vs. Arizona (10/4):** Amassed 11 tackles (nine solo)...recorded his first sack of the season...**vs. Green Bay (10/21):** Led the team in tackles with 14...tied a career high with 13 solo tackles...**vs. New York Jets (11/18):** Led the team in tackles with 15 (11 solo)...**at Arizona (11/25):** Registered 16 tackles, establishing a new career-high with 14 solo...intercepted his first pass of the season and sixth of his career...added one pass defended...**at Buffalo (12/9):** Recovered his first fumble of the season...added three solo tackles and one pass defended...**at Tampa Bay (12/23):** Totaled 13 tackles (11 solo)...added his second interception of the season, seventh of his career...tied his career high with two passes defended...**Week 17 at Seattle (12/30):** Recorded eight tackles (four solo)...finished the season with the team lead in tackles for the fourth consecutive season, recording 174 (132 solo).

**2011 SEASON:** Led the team in tackles for third consecutive season, bringing in 142 (101 solo)...marks third consecutive season with 100 or more tackles...played a team-high 1,052 snaps...**vs. Philadelphia (9/11):** Tallied a fumble recovery to extend the Rams' streak of consecutive games with at least one takeaway to seven...collected six tackles (five solo) and two passes defended...**at New York Giants (9/19):** Led the team in tackles with 11 (seven solo)...**vs. Washington (10/2):** Notched his fourth career interception when he picked off Rex Grossman...posted five tackles (four solo)...added a pass defended...**vs. New Orleans (10/30):** Tallied his first sack of the season, sixth career...led the team in tackles with 11 (seven solo)...added two passes defended...helped limit New Orleans to 283 total yards Sunday, the lowest total allowed by the Rams' defense this season...**at Cleveland (11/13):** Posted 10 tackles (seven solo), splitting the team lead with Justin King...sacked Colt McCoy for an 8-yard loss in the fourth quarter, his second this season, seventh career...also recorded one pass defended...**vs. Seattle (11/20):** Split the team lead and collected a season-high 12 tackles (10 solo)...**vs. Arizona (11/27):** Delivered second interception of the season, fifth career when DT Gary Gibson hit QB John Skelton as he was throwing and forced an errant throw...also notched eight tackles (seven solo) and a pass defended...**at San Francisco (12/4):** Sacked QB Alex Smith for an 8-yard loss, marks his second sack of the season, seventh (7) career...tallied 11 tackles (10 solo)...**at Seattle (12/12):** Led the team in tackles with 12 (nine solo)...added one pass defended...**at Pittsburgh (12/24):** Led the team with 13 tackles (nine solo)...**vs. San Francisco (1/1/12):** Led the team in tackles with 11 (six solo).

**2010 SEASON:** Led the team in tackles for the second consecutive season after finishing with 129 (90 solo) while starting all 16 games...contributed a career-high 3.0 sacks and added an interception and seven passes defended...**at Oakland (9/19):** Tied for the team lead in tackles with 10 (eight solo)...recorded his first sack of the season...**vs. Carolina (10/31):** Intercepted QB Matt Moore's first pass attempt of the game...also sacked Moore later in the game, his second sack of the season...added 10 tackles (eight solo)...**vs. Atlanta (11/21):** Led the team with a season-high 15 tackles (eight solo)...**vs. Kansas City (12/19):** Led the team with 12 tackles (eight solo) and added one pass defended...**at Seattle (1/2/2011):** Recorded 10 tackles (seven solo) and one fumble recovery.

**2009 SEASON:** Started 16 games at middle linebacker...finished the season leading the team in tackles with 144 (96 solo)...only the second rookie in team history to lead the team in tackles...his 144 tackles are the most by a rookie in Rams' history...led or tied for the team lead in tackles in 7 of 16 contests and recorded double digit tackles in seven games...tallied five tackles for losses on the season, second most on the team...**at Seattle (9/13):** Made NFL debut...recorded a team-leading 14 tackles (nine solo)...tackle total tied Quinton Culbertson's 14 tackles at Arizona (12/30/07) as the most tackles by a rookie since LB Pisa Tinoisamoa registered 18 tackles (11 solo) at Detroit (12/28/03)...added a forced fumble and fumble recovery...**vs. Minnesota (10/11):** Made first career interception when he snagged a pass by Minnesota QB Brett Favre and returned the ball seven yards to the Minnesota 25-yard line to help set up a Rams' 29-yard field goal by K Josh Brown...finished the game with a team-leading 11 tackles (eight solo)...**at Jacksonville (10/18):** Recorded an interception in his second consecutive game, returning it for 21 yards...tied for second on the team in tackles, recording 10 tackles (four solo)...added one

quarterback pressure and one quarterback hit...**vs. Arizona (11/22)**: Lead the team with a career-high 17 tackles (13 solo), the most by a Ram since Pisa Tinoisamoa tallied 18 (11 solo) at Detroit (12/28/03)...also recorded one quarterback pressure...**vs. Seattle (11/29)**: Recorded the first sack of his career when he took down Seattle QB Matt Hasselbeck for a seven-yard loss on the game's first play from scrimmage...registered nine tackles (seven solo)...added two quarterback pressures...**vs. San Francisco (1/3/2010)**: Registered his second sack of the season with an eight-yard takedown of 49ers QB Alex Smith in the first quarter...logged six tackles (four solo)...added a pass defended.

**COLLEGE**: Started the last 39 of 51 career games at Ohio State...375 career tackles ranks seventh in school history...only the 14th player in school history to record over 300 tackles in his career...led the team in tackles in three seasons (2006-08), becoming only the fourth player in school history to accomplish the feat...two-time team captain (2007-08) and is only the seventh Buckeye to be elected captain twice in a career...earned first-team All-America and All-Big 10 Conference honors as a senior, junior and sophomore...winner of Ronnie Lott Trophy, awarded to college football's defensive impact player of the year...recipient of Lowe's Senior CLASS Award...registered a career-high 130 tackles in senior campaign...ranked second in the Big Ten and 14th nationally with an average of 10.0 tackles per game...as a junior, received Big 10 Defensive Player of the Year...named Academic All-Big 10...recipient of the Butkus Award, given to the nation's top linebacker, joining Andy Katzenmoyer (1997) as the only Buckeyes ever to win the award...named Big 10 Defensive Player of the Week after recording career-high 19 total tackles including 1.0 sack against Wisconsin (11/3/2008)...earned First-team All-America selection by multiple outlets as a sophomore...received first-team All-Big 10 honors and was the recipient of the Nagurski Award, given to the nation's best defensive player...finalist for the Butkus and Bednarik Awards.

**PERSONAL**: Named Minnesota's "Defensive Mr. Football" as a senior at Plymouth Wayzata (Minn.) High...recorded 193 tackles during senior season, helping his team to the Minnesota Class 5A state championship game...earned All-State and All-Conference honors as a junior...excelled in hockey and was considered a possible second- or third-round pick in the NHL Draft after high school...father was a popular professional wrestler known as "the Animal" of the Legion of Doom...graduated with a degree in communications.



## JAMES LAURINAITIS NFL STATISTICS

### REGULAR SEASON

Year	Team	G/S	Tackles					Interceptions					Fumbles		
			Total	Solo	Asst	Sk	Yds	Int	Yds	Lg	TD	PD	FF	FR	Yds
2009	RAMS	16/16	144	96	48	2	15	2	28	21	0	3	1	0	0
2010	RAMS	16/16	129	90	39	3	30	1	4	4	0	7	0	1	0
2011	RAMS	16/16	142	101	41	3	24	2	15	15	0	8	0	1	0
2012	RAMS	16/16	174	132	42	1	6	2	18	18	0	8	0	1	0
<b>Total</b>		<b>64/64</b>	<b>589</b>	<b>419</b>	<b>170</b>	<b>9</b>	<b>75</b>	<b>7</b>	<b>65</b>	<b>21</b>	<b>0</b>	<b>26</b>	<b>1</b>	<b>3</b>	<b>0</b>

#### SINGLE GAME HIGHS

Total Tackles – 17, vs. Arizona (11/22/09)

Solo Tackles – 14, at Arizona (11/25/12)

Sacks – 1, many times, last vs. Arizona (10/4/12)

Interceptions – 1, many times, last at Tampa Bay (12/23/12)

Passes Defended – 2, three times, last at Tampa Bay (12/23/12)



## JAMES LAURINAITIS GAME-BY-GAME STATS

### 2012 ST. LOUIS RAMS

Game	W/L	P/S	T	S	A	Sk	Yds	Int	Yds	Lg	TD	PD	FF	FR	Yds
@DET 9/9	L	1/1	15	7	8	0	0	0	0	0	0	0	0	0	0
WAS 9/16	W	1/1	14	10	4	0	0	0	0	0	0	0	0	0	0
@CHI 9/23	L	1/1	14	9	5	0	0	0	0	0	0	0	0	0	0
SEA 9/30	W	1/1	13	7	6	0	0	0	0	0	1	0	0	0	0
ARI 10/4	W	1/1	11	9	2	1	0	6	0	0	0	1	0	0	0
@MIA 10/14	L	1/1	6	6	0	0	0	0	0	0	0	0	0	0	0
GB 10/21	L	1/1	14	13	1	0	0	0	0	0	0	0	0	0	0
NE 10/28	L	1/1	7	4	3	0	0	0	0	0	0	1	0	0	0
@SF 11/11	T	1/1	8	8	0	0	0	0	0	0	0	1	0	0	0
NYJ 11/18	L	1/1	15	11	4	0	0	0	0	0	0	0	0	0	0
@ARI 11/25	W	1/1	16	14	2	0	0	1	18	18	0	1	0	0	0
SF 12/2	W	1/1	10	10	0	0	0	0	0	0	0	0	0	0	0
@BUF 12/9	W	1/1	3	3	0	0	0	0	0	0	0	1	0	1	0
MIN 12/16	L	1/1	7	6	1	0	0	0	0	0	0	0	0	0	0
@TB 12/23	W	1/1	13	11	2	0	0	1	0	0	2	0	0	0	0
@SEA 12/30	L	1/1	8	4	4	0	0	0	0	0	0	0	0	0	0
<b>TOTAL</b>		<b>7-8-1</b>	<b>16/16</b>	<b>174</b>	<b>132</b>	<b>42</b>	<b>1</b>	<b>6</b>	<b>2</b>	<b>18</b>	<b>18</b>	<b>0</b>	<b>8</b>	<b>0</b>	<b>1</b>

### 2011 ST. LOUIS RAMS

Game	W/L	P/S	T	S	A	Sk	Yds	Int	Yds	Lg	TD	PD	FF	FR	Yds
PHI 9/11	L	1/1	6	5	1	0	0	0	0	0	0	0	2	0	1
@NYG 9/19	L	1/1	11	7	4	0	0	0	0	0	0	0	0	0	0
BAL 9/25	L	1/1	6	5	1	0	0	0	0	0	0	0	0	0	0
WAS 10/2	L	1/1	5	4	1	0	0	0	0	1	15	15	0	1	0
@GB 10/16	L	1/1	7	5	2	0	0	0	0	0	0	0	0	0	0
@DAL 10/23	L	1/1	8	4	4	0	0	0	0	0	0	0	0	0	0
NO 10/30	W	1/1	11	7	4	1	0	8	0	0	0	2	0	0	0
@ARI 11/6	L	1/1	4	3	1	0	0	0	0	0	0	0	0	0	0
@CLE 11/13W	L	1/1	10	7	3	1	0	8	0	0	0	0	1	0	0
SEA 11/20	L	1/1	12	10	2	0	0	0	0	0	0	0	0	0	0
ARI 11/27	L	1/1	8	7	1	0	0	0	1	0	0	0	1	0	0
@SF 12/4	L	1/1	11	10	1	1	0	8	0	0	0	0	0	0	0
@SEA 12/12L	L	1/1	12	9	3	0	0	0	0	0	0	0	1	0	0
CIN 12/18	L	1/1	7	3	4	0	0	0	0	0	0	0	0	0	0
@PIT 12/24L	L	1/1	13	9	4	0	0	0	0	0	0	0	0	0	0
SF 1/1/11	L	1/1	11	6	5	0	0	0	0	0	0	0	0	0	0
<b>TOTALS</b>		<b>2-14</b>	<b>16/16</b>	<b>142</b>	<b>101</b>	<b>41</b>	<b>3</b>	<b>24</b>	<b>2</b>	<b>15</b>	<b>15</b>	<b>0</b>	<b>8</b>	<b>0</b>	<b>1</b>




# JAMES LAURINAITIS GAME-BY-GAME STATS

## 2010 ST. LOUIS RAMS

Game	W/L	P/S	T	S	A	Sk	Yds	Int	Yds	Lg	TD	PD	FF	FR	Yds
ARI 9/12	L	1/1	7	5	2	0.0	0.0	0	0	0	0	0	0	0	0
@OAK 9/19	L	1/1	10	8	2	1.0	9.0	0	0	0	0	0	0	0	0
WAS 9/26	W	1/1	8	5	3	0.0	0.0	0	0	0	1	0	0	0	0
SEA 10/3	W	1/1	6	5	1	0.0	0.0	0	0	0	1	0	0	0	0
@DET 10/10L	1/1	7	4	3	0.0	0.0	0	0	0	1	0	0	0	0	0
SD 10/17	W	1/1	6	4	2	0.0	0.0	0	0	0	0	0	0	0	0
@TB 10/24	L	1/1	8	5	3	0.0	0.0	0	0	0	1	0	0	0	0
CAR 10/31	W	1/1	10	8	2	1.0	6.0	1	4	4	0	0	0	0	0
@SF 11/14	L	1/1	5	3	2	1.0	15.0	0	0	0	0	0	0	0	0
ATL 11/21	L	1/1	15	8	7	0.0	0.0	0	0	0	0	0	0	0	0
@DEN 11/28W	1/1	3	2	1	0.0	0.0	0	0	0	0	1	0	0	0	0
@ARI 12/5	W	1/1	6	4	2	0.0	0.0	0	0	0	0	0	0	0	0
@NO 12/12L	1/1	8	8	0	0.0	0.0	0	0	0	0	0	0	0	0	0
KC 12/19	L	1/1	12	8	4	0.0	0.0	0	0	0	1	0	0	0	0
SF 12/26	W	1/1	7	5	2	0.0	0.0	0	0	0	1	0	0	0	0
@SEA 1/2/11L	1/1	10	7	3	0.0	0.0	0	0	0	0	0	0	1	0	0
TOTALS	7-9	16/16	129	90	39	3.0	30.0	1	4	4	0	7	0	1	0

## 2009 ST. LOUIS RAMS

Game	W/L	P/S	T	S	A	Sk	Yds	Int	Yds	Lg	TD	PD	FF	FR	Yds
@SEA 9/13	L	1/1	14	9	5	0.0	0.0	0	0	0	0	0	0	1	0
@WAS 9/20L	1/1	10	8	2	0.0	0.0	0	0	0	0	0	0	0	0	0
GB 9/27	L	1/1	4	3	1	0.0	0.0	0	0	0	0	0	0	0	0
@SF 10/4	L	1/1	10	7	3	0.0	0.0	0	0	0	0	1	0	0	0
MIN 10/11	L	1/1	11	8	3	0.0	0.0	1	7	7	0	0	0	0	0
@JAX 10/18L	1/1	10	4	6	0.0	0.0	1	21	21	0	0	0	0	0	0
IND 10/25	L	1/1	7	5	2	0.0	0.0	0	0	0	0	0	0	0	0
@DET 11/1W	1/1	8	4	4	0.0	0.0	0	0	0	0	0	0	0	0	0
NO 11/15	L	1/1	5	4	1	0.0	0.0	0	0	0	0	0	0	0	0
ARZ 11/22	L	1/1	17	13	4	0.0	0.0	0	0	0	0	0	0	0	0
SEA 11/29	L	1/1	9	7	2	1.0	7.0	0	0	0	0	0	0	0	0
@CHI 12/6	L	1/1	11	7	4	0.0	0.0	0	0	0	0	0	0	0	0
@TEN 12/13L	1/1	8	4	4	0.0	0.0	0	0	0	0	0	0	0	0	0
HOU 12/20	L	1/1	7	5	2	0.0	0.0	0	0	0	0	1	0	0	0
@ARZ 12/27L	1/1	8	4	4	0.0	0.0	0	0	0	0	0	1	0	0	0
SF 1/3	L	1/1	5	4	1	1.0	8.0	0	0	0	0	0	0	0	0
TOTALS	1-15	16/16	144	96	48	2.0	15.0	2	28	21	0	3	1	0	0



**Height: 6-0**  
**Weight: 219**  
**Birth Date: 9/13/91**  
**Rookie**  
**Jackson State**  
**John Ehert H.S.**  
**New Orleans, La.**



Signed with the Rams as an undrafted rookie free agent (5/13/13) after attending rookie minicamp as a tryout...recorded 37 tackles as a senior, including 14.5 for loss and 6.0 sacks...as a junior, made 75 tackles, 24.5 tackles for loss (fourth in FCS, first SWAC), 16 sacks (second FCS, first SWAC) and three forced fumbles...named a College Sports Journal All-American Honorable Mention, SBN All-American, Dr. Cavil First team All-American, College Sporting News HBCU - FCS All-American and SWAC Newcomer of the Year...played at Arkansas Baptist College before transferring to Jackson State.



**Height: 6-3**  
**Weight: 308**  
**Birth Date: 10/16/88**  
**FA-'13**  
**Furman**  
**Carrolton H.S.**  
**Douglasville, Ga.**



Signed with the Rams as a free agent (6/12/13)...originally entered the NFL as an undrafted free agent with the Pittsburgh Steelers...spent most of 2012 season on Pittsburgh's practice squad...signed to New Orleans Saints practice squad (11/27/12)...finished 2012 season on Reserve-Injured after undergoing hernia surgery...played offensive tackle at Furman... also played baseball during collegiate career.





**Height:** 6-3  
**Weight:** 270  
**Birth Date:** 3/28/85  
**6th year (6th Rams)**  
**D1-2008 (2nd overall)**  
**Virginia**  
**St. Anne's-Belfield School**  
**Charlottesville, Va.**  
**Career GP/GS (playoffs):** 80/68  
**(0/0)**



**TRANSACTIONS:** Selected by St. Louis in the first round (2nd overall) of the 2008 NFL Draft (4/26/08).

**PRO:** Sixth-year veteran, has started 68 of 80 games played...notched over 200 career tackles...logged 42.5 career sacks, posting double-digit sacks in 2011 and 2012 seasons...collected 15 quarterback hits for the team lead in 2009, after recording 16 quarterback pressures in his rookie campaign in 2008.

**2012 SEASON:** Led Rams in sacks for second consecutive season with 11.5...also led team 50 quarterback pressures and 25 quarterback hits...led team with career-high 13.0 sacks in 2011...**vs. Washington (9/16):** Started at left defensive end...recorded five tackles (two solo) and five quarterback pressures...**at Chicago (9/23):** Recorded his first two sacks of the season...added three tackles...**vs. Arizona (10/4):** Totaled two tackles (one solo)...recorded his third sack of the season...**at Miami (10/14):** Registered his fourth sack of the season...recorded four tackles (three solo)...**at San Francisco (11/11):** Recorded his fifth sack of the season...tallied four tackles (three solo)...**vs. New York Jets (11/18):** Recorded two sacks, his sixth and seventh of the season...**at Tampa Bay (12/23):** Recorded two tackles (one solo)...added one sack and six quarterback pressures...**at Seattle (12/30):** Recorded the second three-sack game of his career...finished the season with a team-leading 11.5 sacks.

**2011 SEASON:** Started all 16 games at left defensive end...posted a career-high 13.0 sacks, seventh most in the NFL...added 33 tackles and 16 quarterback pressures...**vs. Philadelphia (9/11):** Recorded first sack of the season when he dropped QB Michael Vick for a 5-yard loss to force Philadelphia to punt on its opening drive...posted one solo tackle...**at New York Giants (9/19):** Took down Giants QB Eli Manning in the fourth quarter, his second sack of the season...also recorded one pass defensed...**vs. Baltimore (9/25):** Sacked QB Joe Flacco for a 2-yard loss in the fourth quarter to give him 3.0 sacks on the season and at least 1.0 in the first three games of the season...marked the third time in his career that he has recorded at least 1.0 sacks in three-consecutive games...**vs. New Orleans (10/30):** Sacked QB Drew Brees three times to give him 6.0 sacks on the season, most among Rams...first-career game with 3.0 sacks and third-career game with 2.0 or more...

**at Arizona (11/6):** Started at left defensive end...recorded a takedown of QB John Skelton for a loss of 16 yards...also made two tackles (one solo) and caused one fumble...**at Cleveland (11/13):** Sacked QB Colt McCoy for a 1-yard loss...marked his fifth, fourth-quarter sack of the season...lead the league in fourth-quarter sacks...**vs. Seattle (11/20):** Sacked QB Tarvaris Jackson, a new career high...has at least one sack in four-consecutive games, tying a career high...**vs. Arizona (11/27):** Recorded one sack...with the sack, Long and his father Howie became just the second father-son combo to record a 10-sack season since the statistic became official in 1982...also set with a sack with at least one sack in each of the Rams' (two solo)...**at San Francisco (12/4):** Notched two sacks in the first half of play...last two-sack game came against San Diego (10/17/10)...pushed his sack streak to six consecutive games, a new career long...**vs. Cincinnati (12/18):** Recorded 13th sack of season, giving him at least one sack in seven of last eight games...tied for 5th in the league for most sacks this season.

### 2011 NFL Sack Leaders, Defensive linemen

SACK LEADERS	No.	Yards
1. Jared Allen	22.0	150.5
2. Jason Babin	18.0	107
3. Jason Pierre-Paul	16.5	112
4. Chris Long	13.0	86
5t. Cliff Avril	11.0	92
5t. Chris Clemons	11.0	90



a new career high for consecutive games last five games...also tallied four tackles

**2010 SEASON:** Started 16 games at LDE and posted a career-high 8.5 sacks, second most among Rams' defenders...led the team with 16 quarterback pressures and 21 quarterback hits...**vs. Arizona (9/12):** Notched two QB hits and two QB pressures...**vs. Seattle (10/3):** Shared a sack with DE George Selvie in the fourth quarter, his first of the season...finished with three tackles (one solo)...**vs. San Diego (10/17):** Sacked Chargers QB Philip Rivers twice, giving him 2.5 on the season...marked the second game of his career with 2.0 sacks...**at Tampa Bay (10/24):** Sacked QB Josh Freeman for a 14-yard loss and forced a fumble...**vs. Carolina (10/31):** Recovered a fumble in the third quarter that resulted in a Rams touchdown...recorded a sack, giving him three consecutive games with at least 1.0 sacks for the second time in his career...**at San Francisco (11/14):** Combined with LB James Laurinaitis for an 8-yard loss on the first drive of the game...marked Long's fourth consecutive game with at least a 1.0 sack...added four tackles (one solo) and one pass deflected...**at Denver (11/28):**

Sacked Broncos QB Kyle Orton for a 6-yard loss in the fourth quarter...added one solo tackle and one pass defended...**vs. Kansas City (12/19)**: Recorded a sack on QB Matt Cassel and added one tackle...**vs. San Francisco (12/26)**: Sacked QB Alex Smith and forced a fumble on a third-down play late in the fourth quarter...added one solo tackle

**2009 SEASON**: Started four of 16 games played...posted 51 tackles (28 solo)...ranked second on the team with a career-high 5.0 sacks...led the team with 15 quarterback hits and nine quarterback pressures...**at Jacksonville (10/18)**: Tallied six tackles (two solo)...added two quarterback hits and two pressures...**vs. Houston (12/20)**: Started at left defensive end...posted two solo tackles...also recorded two quarterback pressures and one quarterback hit...**at Arizona (12/27)**: Established a then career-high 5.0 sacks after he took down Cardinals QB Kurt Warner for a 5-yard loss on a sack-forced fumble in the fourth quarter...compiled a defensive performance of three solo tackles, 1.0 sack, two tackles for losses, a forced fumble and two quarterback hits.

**2008 SEASON**: Started every game in rookie campaign...led the team with 16 quarterback pressures...his 4.0 sacks tied for second among NFC rookies...**vs. New York Giants (9/14)**: Made four tackles (three solo) and first career sack for an 11-yard loss...**at Seattle (9/21)**: Led defensive linemen with eight tackles (six solo)...**vs. Buffalo (9/28)**: Made seven tackles (two solo) tying for the lead in tackles among defensive linemen and had 1.0 sack...**at New England (10/26)**: Made five tackles (three solo) with a then career-high 2.0 sacks for a 15-yard loss.

**COLLEGE**: His 21.0 career sacks tied for seventh on Virginia's all-time list...voted team captain as a junior and senior...as a senior, tied for third in the nation with 14.0 sacks...ranked 14th in the nation with 19 tackles for loss and made 23 quarterback pressures...made one interception, caused two forced fumbles and nine passes defended...unanimous All-America and All-Atlantic Coast Conference first-team selection...named ACC Defensive Player of the Year and recipient of the Ted Hendricks Award, given to the nation's top defensive end...Dudley Award winner as the top collegiate player in the state of Virginia...finalist for the Vince Lombardi Award, the Bronko Nagurski Trophy and the Ronnie Lott Trophy...had jersey retired prior to final home game...tied a career high with 10 tackles (four solo) against Maryland to earn ACC Defensive Lineman of the Week honors...added 2.0 sacks, one for a safety, and one pass defended...received Ned McDonald Award as team's top defensive player, the Colonel F.C. McCue Award as the team's most outstanding interior lineman and the Joe Palumbo Award honoring the player for self-sacrifice, dedication and enthusiasm as a junior...majored in sociology in college.

**PERSONAL**: Born Christopher Howard Long in Santa Monica, Calif...attended St. Anne's-Belfield School in Charlottesville, Va...named 2003 Gatorade Player of the Year in Virginia and rated as the second-best player in the state by *Charlottesville Daily Progress*...three-time first-team All-State selection on both offense and defense...selected conference Defensive Player of the Year his final two seasons and was selected *Student Sports* Junior All-American in 2002...registered 91 tackles (44 solo) and 15.0 sacks as a senior to help his team to an undefeated season and a state championship...also recorded 72 pancake blocks on offense...also played basketball, lacrosse and baseball...won the 2003 YMCA Slam Dunk Contest for high school students...father, Howie Long, played in the NFL for 13 seasons and was inducted into the NFL Hall of Fame following seven Pro Bowl appearances and two Defensive Player of the Year awards...brother, Howie, Jr., has committed to play lacrosse at the University of Virginia...related to Gertrude Ederle, the first woman to swim across the English Channel (1926).



## CHRIS LONG NFL STATISTICS

Year	Team	G/S	REGULAR SEASON Tackles					REGULAR SEASON Interceptions			REGULAR SEASON Fumbles					
			Total	Solo	Asst	Sk	Yds	Int	Yds	Lg	TD	PD	FF	FR	Yds	
2008	RAMS	16/16	57	36	21	4	34	0	0	0	0	0	0	0	1	2
2009	RAMS	16/4	51	28	23	5	33	0	0	0	0	1	1	0	0	
2010	RAMS	16/16	26	14	12	9	55	0	0	0	0	2	3	1	0	
2011	RAMS	16/16	33	17	16	13	86	0	0	0	0	2	1	0	0	
2012	RAMS	16/16	44	24	20	11.5	74	0	0	0	0	1	0	0	0	
<b>Total</b>		<b>80/68</b>	<b>211</b>	<b>119</b>	<b>92</b>	<b>42.5</b>	<b>282</b>	<b>0</b>	<b>0</b>	<b>0</b>	<b>0</b>	<b>6</b>	<b>5</b>	<b>2</b>	<b>2</b>	

### SINGLE GAME HIGHS

Total Tackles – 8, at Seattle (9/21/08)

Solo Tackles – 6, at Seattle (9/21/08)

Sacks – 3.0, two times, last at Seattle (12/30/12)

### 2012 ST. LOUIS RAMS

Game	W/L	P/S	T	S	A	Sk	Yds	Int	Yds	Lg	TD	PD	FF	FR	Yds	
@DET 9/9	L	1/1	3	2	1	0.0	0	0	0	0	0	0	0	0	0	0
WAS 9/16	W	1/1	5	2	3	0.0	0	0	0	0	0	0	0	0	0	0
@CHI 9/23	L	1/1	3	1	2	2.0	12	0	0	0	0	0	0	0	0	0
SEA 9/30	W	1/1	4	2	2	0.0	0	0	0	0	0	0	0	0	0	0
ARI 10/4	W	1/1	2	1	1	1.0	9	0	0	0	0	0	0	0	0	0
@MIA 10/14	L	1/1	4	3	1	1.0	5	0	0	0	0	0	0	0	0	0
GB 10/21	L	1/1	1	0	1	0.0	0	0	0	0	0	0	0	0	0	0
NE 10/28	L	1/1	1	0	1	0.0	0	0	0	0	0	0	0	0	0	0
@SF 11/11	T	1/1	4	3	1	1.0	8	0	0	0	0	0	0	0	0	0
NYJ 11/18	L	1/1	1	1	0	2.0	6	0	0	0	0	0	0	0	0	0
@ARI 11/25	W	1/1	0	0	0	0.0	0	0	0	0	0	1	1	0	0	0
SF 12/2	W	1/1	5	2	3	0.0	0	0	0	0	0	0	0	0	0	0
@BUF 12/9	W	1/1	4	2	2	0.5	2	0	0	0	0	0	0	0	0	0
MIN 12/16	L	1/1	2	2	0	0.0	0	0	0	0	0	0	0	0	0	0
@TB 12/23	W	1/1	2	1	1	1.0	6	0	0	0	0	0	0	0	0	0
@SEA 12/30	L	1/1	3	2	1	3.0	26	0	0	0	0	0	0	0	0	0
TOTAL	7-8-1	16/16	44	24	20	11.5	74	0	0	0	0	1	1	0	0	0

### 2011 ST. LOUIS RAMS

Game	W/L	P/S	T	S	A	Sk	Yds	Int	Yds	Lg	TD	PD	FF	FR	Yds	
PHI 9/11	L	1/1	1	1	0	1.0	5.0	0	0	0	0	0	0	0	0	0
@NYG 9/19	L	1/1	4	2	2	1.0	2.0	0	0	0	0	1	0	0	0	0
BAL 9/25	L	1/1	1	0	1	1.0	2.0	0	0	0	0	0	0	0	0	0
WAS 10/2	L	1/1	1	1	0	0.0	0.0	0	0	0	0	0	0	0	0	0
@GB 10/16	L	1/1	2	2	0	0.0	0.0	0	0	0	0	0	0	0	0	0
@DAL 10/23	L	1/1	1	0	1	0.0	0.0	0	0	0	0	0	0	0	0	0
NO 10/30	W	1/1	1	0	1	3.0	25.0	0	0	0	0	1	0	0	0	0
@ARI 11/6	L	1/1	2	1	1	1.0	16.0	0	0	0	0	0	1	0	0	0
@CLE 11/13	W	1/1	2	1	1	1.0	2.0	0	0	0	0	0	0	0	0	0
SEA 11/20	L	1/1	1	0	1	1.0	12.0	0	0	0	0	0	0	0	0	0
ARI 11/27	L	1/1	4	2	2	1.0	1.0	0	0	0	0	0	0	0	0	0
@SF 12/4	L	1/1	3	2	1	2.0	16.0	0	0	0	0	0	0	0	0	0
@SEA 12/12	L	1/1	3	1	2	0.0	0.0	0	0	0	0	0	0	0	0	0
CIN 12/18	L	1/1	2	2	0	1.0	6.0	0	0	0	0	0	0	0	0	0
@PIT 12/24	L	1/1	2	1	1	0.0	0.0	0	0	0	0	0	0	0	0	0
SF 1/1/11	L	1/1	3	1	2	0.0	0.0	0	0	0	0	0	0	0	0	0
TOTALS	2-14	16/16	33	17	16	13.086	0	0	0	0	0	2	1	0	0	0

### 2010 ST. LOUIS RAMS

Game	W/L	P/S	T	S	A	Sk	Yds	Int	Yds	Lg	TD	PD	FF	FR	Yds	
ARI 9/12	L	1/1	2	1	1	0.0	0.0	0	0	0	0	0	0	0	0	0
@OAK 9/19	L	1/1	2	1	1	0.0	0.0	0	0	0	0	0	0	0	0	0
WAS 9/26	W	1/1	2	1	1	0.0	0.0	0	0	0	0	0	0	0	0	0
SEA 10/3	W	1/1	3	1	2	0.5	6.0	0	0	0	0	0	0	0	0	0
@DET 10/10	L	1/1	3	2	1	0.0	0.0	0	0	0	0	0	0	0	0	0
SD 10/17	W	1/1	0	0	0	2.0	16.0	0	0	0	0	0	0	0	0	0
@TB 10/24	L	1/1	0	0	0	1.0	14.0	0	0	0	0	1	0	0	0	0
CAR 10/31	W	1/1	1	1	0	0.0	0.0	0	0	0	0	1	1	0	0	0
@SF 11/14	L	1/1	4	1	3	1.0	8.0	0	0	0	0	1	0	0	0	0
ATL 11/21	L	1/1	1	1	0	0.0	0.0	0	0	0	0	0	0	0	0	0
@DEN 11/28	W	1/1	1	1	0	1.0	6.0	0	0	0	0	1	0	0	0	0
@ARI 12/5	W	1/1	1	1	0	0.0	0.0	0	0	0	0	0	0	0	0	0
@NO 12/12	L	1/1	1	1	0	0.0	0.0	0	0	0	0	0	0	0	0	0
KC 12/19	L	1/1	1	0	1	1.0	0.0	0	0	0	0	0	0	0	0	0
SF 12/26	W	1/1	1	1	0	1.0	4.0	0	0	0	0	1	0	0	0	0
@SEA 1/2/11	L	1/1	3	1	2	0.0	0.0	0	0	0	0	0	0	0	0	0
TOTALS	7-9	16/16	26	14	12	8.5	58.0	0	0	0	0	2	3	1	0	0

### 2009 ST. LOUIS RAMS

Game	W/L	P/S	T	S	A	Sk	Yds	Int	Yds	Lg	TD	PD	FF	FR	Yds	
@SEA 9/13	L	1/0	7	2	5	0.0	0.0	0	0	0	0	0	0	0	0	0
@WAS 9/20	L	1/0	5	4	1	0.0	0.0	0	0	0	0	0	0	0	0	0
GB 9/27	L	1/0	6	3	3	0.0	0.0	0	0	0	0	0	0	0	0	0
@SF 10/4	L	1/0	0	0	0	0.0	0.0	0	0	0	0	0	0	0	0	0
MIN 10/11	L	1/0	4	1	3	0.0	0.0	0	0	0	0	0	0	0	0	0
@JAX 10/18	L	1/0	6	2	4	0.0	0.0	0	0	0	0	0	0	0	0	0
IND 10/25	L	1/1	4	2	2	0.0	0.0	0	0	0	0	0	0	0	0	0
@DET 11/1	W	1/0	4	3	1	1.0	4.0	0	0	0	0	0	0	0	0	0
NO 11/15	L	1/0	0	0	0	1.0	6.0	0	0	0	0	0	0	0	0	0
ARZ 11/22	L	1/0	0	0	0	1.0	9.0	0	0	0	0	0	0	0	0	0
SEA 11/29	L	1/0	2	1	1	0.0	0.0	0	0	0	0	0	0	0	0	0
@CHI 12/6	L	1/0	3	1	2	1.0	9.0	0	0	0	0	0	0	0	0	0
@TEN 12/13	L	1/0	2	1	1	0.0	0.0	0	0	0	0	0	0	0	0	0
HOU 12/20	L	1/1	2	2	0	0.0	0.0	0	0	0	0	0	0	0	0	0
@ARZ 12/27	L	1/1	2	0	1	0.0	5.0	0	0	0	0	0	1	0	0	0
SF 1/3	L	1/1	4	4	0	0.0	0.0	0	0	0	0	1	0	0	0	0
TOTALS	1-15	16/4	51	28	23	5.0	33.0	0	0	0	0	1	1	0	0	0

### 2008 ST. LOUIS RAMS

Game	W/L	P/S	T	S	A	Sk	Yds	Int	Yds	Lg	TD	PD	FF	FR	Yds	
@ PHI 9/7	L	1/1	4	2	2	0.0	0.0	0	0	0	0	0	0	0	0	0
NYG 9/14	L	1/1	4	3	1	1.0	11.0	0	0	0	0	0	0	0	0	0
@SEA 9/21	L	1/1	8	6	2	0.0	0.0	0	0	0	0	0	0	0	0	0
BUF 9/28	L	1/1	7	2	5	1.0	8.0	0	0	0	0	0	0	0	0	0
@WAS 10/12	W	1/1	4	3	1	0.0	0.0	0	0	0	0	0	0	0	0	0
DAL 10/19	W	1/1	3	3	0	0.0	0.0	0	0	0	0	0	0	0	0	0
@NE 10/26	L	1/1	5	3	2	2.0	15.0	0	0	0	0	0	0	0	0	0
ARI 11/2	L	1/1	4	3	1	0.0	0.0	0	0	0	0	0	0	0	0	0
@NYJ 11/9	L	1/1	4	3	1	0.0	0.0	0	0	0	0	0	0	0	0	0
@SF 11/16	L	1/1	1	0	1	0.0	0.0	0	0	0	0	0	0	0	0	0
CHI 11/23	L	1/1	3	2	1	0.0	0.0	0	0	0	0	0	0	0	0	0
MIA 11/30	L	1/1	2	1	1	0.0	0.0	0	0	0	0	0	0	0	0	0
@ARI 12/7	L	1/1	0	0	0	0.0	0.0	0	0	0	0	0	0	0	0	0
SEA 12/14	L	1/1	5	4	1	0.0	0.0	0	0	0	0	0	0	0	0	0
SF 12/21	L	1/1	2	1	1	0.0	0.0	0	0	0	0	0	0	0	0	0
@ATL 12/28	L	1/1	1	0	1	0.0	0.0	0	0	0	0	0	0	0	0	0
TOTALS	2-14	16/16	57	36	21	4.0	34	0	0	0	0	0	0	1	2	0



Height: 6-7  
 Weight: 319  
 Birth Date: 5/9/85  
 6th Year (1st Rams)  
 UFA(MIA)-2013  
 Michigan  
 Lapeer (Mich.) East HS  
 Detroit, Mich.  
 Career GP/GS (playoffs): 74/74  
 (1/1)



**TRANSACTIONS:** Signed with the St. Louis Rams as an unrestricted free agent (3/22/13)...originally was a first round draft choice (1st overall) of the Miami Dolphins in 2008.

**PRO:** In 2008, became just the fourth No. 1 overall selection, since 1970 when the AFL and NFL merged, to play in the Pro Bowl following his rookie campaign...the first since New Orleans Saints running back George Rogers, who accomplished the feat in 1981...joined the exclusive company of Rogers, Houston Oilers running back Earl Campbell (1978) and Detroit Lions running back Billy Sims (1980), who were each selected to the annual NFL all star game after being the top selection...started 74 of 80 games on the Dolphins schedule at left tackle (including the first 61 of his career)...started all 16 games in 2008, 2009, and 2010, 14-of-16 games in 2011 (including the first 13 games that season) and 12-of-16 games in 2012...joined Richmond Webb (1992-1995) as the only Dolphins offensive tackles to be named a Pro Bowl starter...first Dolphins offensive lineman selected to four straight Pro Bowls since Webb was named to seven straight Pro Bowls (1990-96).



**2012 SEASON:** Placed on Reserve/injured list (12/4) with a triceps injury that he suffered on Dec. 2 vs. New England and missed the remainder of the season...started the first 12 games at left tackle this season.

**2011 SEASON:** Started 14 games at left tackle...named to the AFC Pro Bowl team for fourth straight year and third consecutive season as a starter...ranked 59th overall on the NFL Network's "The Top 100 Players of 2011" as voted on by the players themselves...was forced from game vs. Philadelphia (12/11) in the first quarter with a back injury and did not return...was inactive at Buffalo (12/18) with a back injury...when he missed that Bills game, it broke his consecutive streak of 61 starts at left tackle, including all 16 games in 2008 (his rookie season), 2009, and 2010 and the first 13 games in 2011...placed on injured reserve on Dec. 27.

**2010 SEASON:** Started all 16 games at left tackle for the third straight season...named to the AFC Pro Bowl team for third straight year and second consecutive season as a starter...earned first-team All-Pro by the Associated Press, the Sporting News, Sports Illustrated and the Pro Football Writers Association...ranked 28th overall and first among all NFL offensive linemen on the NFL Network's "The Top 100 Players of 2010" as voted on by the players themselves...was part of offensive line that helped team rush for 186 yards at Oakland (11/28).

**2009 SEASON:** Started all 16 games at left tackle for the second straight season...named a starter on the AFC Pro Bowl squad...became the first Dolphins offensive lineman to be selected to consecutive Pro Bowls since Richmond Webb was named to seven straight Pro Bowls (1990- 96)...named first-team All-Pro by The Sporting News and second-team All-Pro by the Associated Press...anchored offensive line that paved the way for the NFL's fourth ranked rushing attack...played a key role as Dolphins gained 250 yards on the ground vs. Buffalo (10/4)...member of an offensive line that did not allow a sack for consecutive games vs. Tampa (11/15) and then four days later at Carolina (11/19).

**2008 SEASON:** Started all 16 games at left tackle...named to AFC Pro Bowl squad...became just the fourth No. 1 overall selection and first non-running back since 1970, when the AFL and NFL merged, to play in the Pro Bowl following his rookie campaign...joined New Orleans Saints running back George Rogers (1981), Houston Oilers running back Earl Campbell (1978) and Detroit Lions running back Billy Sims (1980)...made his NFL and Dolphins debut in a starting role vs. N.Y. Jets (9/7)...when he started along with fellow rookie offensive lineman Donald Thomas in that Jets game, it marked the first time two Dolphins rookies started along the offensive line in the same game since a contest at St. Louis on Dec. 24, 1995, when rookies Billy Milner and Andrew Greene opened at right tackle and guard, respectively...it also was the first time two rookie offensive linemen started the season opener since a game at New England on Sept. 9, 1990, when rookies Richmond Webb started at left tackle and Keith Sims started at left guard...suffered an ankle injury vs. New England (11/23)...made his playoff debut in a starting role at left tackle in AFC Wild Card game vs. Baltimore (1/4/09).


**COLLEGE:** Was a four-year letterman at Michigan (2004-07)...started 40 games during his career, including his last 26 at left tackle...in those 26 contests, he was penalized only once on 1,743 offensive plays...was a two-time team captain and the first Wolverine to garner Big Ten Conference Offensive Lineman of the Year honors in consecutive seasons...started all 13 games at left offensive tackle as a senior...earned consensus first-team All-America honors...finished second in the voting for the

Lombardi Award and Outland Trophy...was a unanimous first-team All-Big Ten Conference selection and named the league's Offensive Lineman of the Year for the second straight season...added Academic All-Big Ten Conference honors...registered 119 knockdowns, including 18 touchdown-resulting blocks, and allowed only one quarterback sack on 423 pass plays...started all 13 games at left tackle as a junior in 2006...earned first-team All-America accolades from The NFL Draft Report, American Football Coaches Association, Walter Camp Football Foundation, Football Writers Association of America, Associated Press, Rivals.com and Sports Illustrated....named the Big Ten's Offensive Lineman of the Year...registered 128 knockdowns with 15 touchdown-resulting blocks...underwent shoulder surgery after spring drills in 2005 and also had foot and ankle problems that limited him most of the year...sat out the team's first seven games before returning in a reserve role at right tackle against Iowa...started the final four contests at right tackle...saw action in 12 games, starting the final 10 contests at right offensive tackle, as a redshirt freshman in 2004...earned second-team All-Big Ten Conference honors from the league's coaches and honorable mention from the media...added Scripps/Football Writers Association of America, Rivals.com and The Sporting News Freshman All-American first-team accolades...lined up as a reserve left tackle in his college debut against Miami (Ohio) ...recovered a crucial fumble in the Michigan State clash...redshirted as a freshman in 2003, performing on the scout team ...majored in general studies.

**PERSONAL:** Married (Jackie)...attended Lapeer (Mich.) East High School, where he was a three-year starter on the offensive line...as a senior became the first player in school history to earn first-team all-state honors...did not allow a quarterback sack in three seasons as a starter...recorded 213 tackles with 11 sacks, 38 stops for loss and nine forced fumbles as a defensive tackle...rushed for three touchdowns as a fullback during his junior campaign and added another touchdown as a senior...also lettered in baseball as a first baseman, setting the school single-season home run and RBI records as a junior...was also the starting center on the basketball team, as he broke the school single-season record for shooting percentage during his junior year (62.3 percent) ...participated in the Miami Dolphins Foundation Fishing and Golf Tournaments and the Kids and Fins Publix Shopping Spree...represented the team at a luncheon for members of the U.S. Southern Military Command...handed out backpacks to South Florida youth as part of the Kids and Fins Back to School Kickoff event...purchased and distributed Thanksgiving meals and Holiday toys...was the emcee of the team's Holiday Toy event...took part in the Miami Dolphins Touchdown For Life Blood Drive ...part of the "All-Community Team" in which he donates a block of tickets for every home game to various youth programs...took Boys and Girls Club members shopping at Dick's Sporting Goods as part of the Dolphins Community Blitz...took part in Pizza and Cupcake Parties at various local schools...spoke to kids from Palm Beach County schools during an anti bully rally...served lunch to the Homeless on Valentine's Day in 2011...played video games with kids with disabilities at Dave & Busters from charities from Dade, Broward and Palm Beach counties...younger brother, Joe, is a tackle for the Pittsburgh Steelers...older brother, John, is a teacher and football coach at Corunna (Mich.) High School...lists "Seinfeld" as favorite television show, "Rudy" as favorite movie and Johnny Cash as favorite recording artist...enjoys spending time outdoors, including hunting...full name is Jake Edward Long, born May 9, 1985 in Detroit, Mich.

**LONG'S Games Played-Starts:** Miami: 2012 (12/12), 2011 (14/14), 2010 (16/16), 2009 (16/16), 2008 (16/16). **TOTALS: (74/74).** **POSTSEASON TOTALS:** Miami: 2008 (1/1).

**Additional Statistics:** Miscellaneous Tackles: 1 in 2008, 1 in 2010, 1 in 2011 for a total of 3.



Height: 6-3  
Weight: 258  
Birth Date: 6/1/91  
Rookie  
FA-2013  
Auburn

Lassiter High School  
Marietta, Ga.

Career GP/GS (playoffs): 0/0 (0/0)




Signed with St. Louis as an undrafted rookie free agent (4/30/13)...played collegiately at Auburn...ranks first in touchdowns by a tight end in Auburn history with 14...holds AU single-season record for touchdowns by a tight end with seven (2011)...has three career game-winning touchdowns...earned Associate Press Second Team All-SEC honors...also received coaches All-SEC Second Team honors...Sports Illustrated Honorable Mention All-American...Phil Steele All-SEC Second Team...Mackey Award Watch List...in 2012, caught 15 passes for 139 yards...played in 12 games with 11 starts during 2011 season...third on team in receptions (24), receiving yards (238), while leading team with seven touchdown receptions...tied for third nationally with seven touchdown catches by a tight end...earned SEC Academic Honor Roll in 2010...appeared in 13 games with five starts and totaled 15 receptions for 185 yards and five touchdowns...third on team in touchdown receptions and fourth in receiving yards... earned first start, caught first pass and first TD catch of season vs. South Carolina...caught one pass for 18 yards in win over South Carolina in SEC Championship game...started against Oregon in BCS National Championship Game, and caught two passes for 48 yards with a career-long catch of 39 yards...appeared in 13 games with one start in 2009...totaled five catches for 22 yards and two touchdowns...attended Lassiter High School...caught 72 passes for 1,000 yards and seven touchdowns...as a junior, tallied 46 receptions for 496 yards and seven scores while adding 48 tackles, an interception and a blocked punt on defense...Class 5A All-State as a senior by the Atlanta Journal-Constitution and the Georgia Sports Writers Association.. Atlanta Journal-Constitution Super Southern 100...No. 74 on Mobile Press-Register's Super Southeast 120...ranked 172nd on the Rivals.com Rivals250...ranked third nationally among tight ends and 11th on the Georgia Postseason Top 75 by Rivals.com...ranked as the tight end with the nation's best hands by Rivals.com...listed as No. 6 tight end by ESPN.com/Scouts, Inc...listed as the country's No. 11 TE and the No. 11 player from Georgia by SuperPrep...PrepStar All-American... most letters in first and last name combined, 19, than any other Auburn football player in school history...born June 1, 1991...son of Mike and Mary Lutzenkirchen...majored in communications.



Height: 5-11  
Weight: 195  
Birth Date: 12/23/89  
Rookie  
North Dakota State  
McCluer High School  
St. Louis, Mo.



Signed with the Rams as an undrafted rookie free agent (5/13/13) after attending rookie minicamp as a tryout...started 13 games at North Dakota State in 2012 after playing three seasons at Northern Iowa...started first 23 games and had seven interceptions in his 36-game career...also ran track at North Dakota State...earned a bachelor's degree in gerontology from UNI and began working on his master's degree at North Dakota State...at McCluer High School, led the Suburban North Conference in interceptions twice with 12 total picks...two-time first team all-conference pick.



**Height:** 6-2  
**Weight:** 219  
**Birth Date:** 1/26/91  
**Rookie**  
**D3A-2013 (71st)**  
**USC**  
**Edison H.S.**  
**Fresno, Calif.**  
**Career GP/GS (playoffs):** 0/0 (0/0)



**TRANSACTIONS:** Selected by the Rams in the third round (71st overall) of the 2013 NFL Draft (4/26/13).

**OVERVIEW:** First-team All-American McDonald started 36-of-50 games at free safety during his Southern California career, recording 275 tackles (151 solo), two sacks for minus 18 yards and twelve stops for losses of 37 yards...selected as the Trojans Defensive Perimeter Player of the Year in each of his final two seasons...two-time team captain...caused a fumble and blocked three kicks, advancing a blocked punt 24 yards...deflected 10 passes and intercepted eight others for 57 yards in returns.

**SENIOR (2012):** Semifinalist for the Thorpe Award and quarter-finalist for the Lott Trophy...earned All-American second-team honors from The NFL Draft Report and was a Sports Illustrated honorable mention...named All-Pac-12 Conference second-team by the league's coaches and first-team by Phil Steele and College Football News...became USC's 11th two-time Trojan captain and joined his father, Tim McDonald (USC's captain in 1986), as the only father-son captains in Trojan history...voted USC's Most Inspirational Player and was named the Defensive Perimeter Player of the Year...Senior Bowl invitee ranked fifth in the nation with a career-high 112 tackles (54 solos) that included a 10-yard sack and 6.5 stops for minus 19 yards...blocked a kick for the third consecutive year and deflected three passes while also recording one interception...his 112 tackles in 2012 were the most by a Trojan since Troy Polamalu's 118 in 2001.

**JUNIOR (2011):** Semifinalist for the Thorpe Award and quarter-finalist for the Lott Trophy...earned All-American second-team honors from The NFL Draft Report and was a Sports Illustrated honorable mention...named All-Pac-12 Conference second-team by the league's coaches and first-team by Phil Steele and College Football News...became USC's 11th two-time Trojan captain and joined his father, Tim McDonald (USC's captain in 1986), as the only father-son captains in Trojan history...voted USC's Most Inspirational Player and was named the Defensive Perimeter Player of the Year...Senior Bowl invitee ranked fifth in the nation with a career-high 112 tackles (54 solos) that included a 10-yard sack and 6.5 stops for minus 19 yards...blocked a kick for the third consecutive year and deflected three passes while also recording one interception...his 112 tackles in 2012 were the most by a Trojan since Troy Polamalu's 118 in 2001.

**SOPHOMORE (2010):** Semifinalist for the Thorpe Award and quarter-finalist for the Lott Trophy...earned All-American second-team honors from The NFL Draft Report and was a Sports Illustrated honorable mention...named All-Pac-12 Conference second-team by the league's coaches and first-team by Phil Steele and College Football News...became USC's 11th two-time Trojan captain and joined his father, Tim McDonald (USC's captain in 1986), as the only father-son captains in Trojan history...voted USC's Most Inspirational Player and was named the Defensive Perimeter Player of the Year...Senior Bowl invitee ranked fifth in the nation with a career-high 112 tackles (54 solos) that included a 10-yard sack and 6.5 stops for minus 19 yards...blocked a kick for the third consecutive year and deflected three passes while also recording one interception...his 112 tackles in 2012 were the most by a Trojan since Troy Polamalu's 118 in 2001.

**FRESHMAN (2009):** Saw limited action as a backup strong safety and played on special teams...appeared in all 13 games and recorded seven tackles... had 3 tackles against San Jose State and then 1 tackle each against Washington State, California, Notre Dame and Arizona State.

**PERSONAL:** Earned multiple accolades as a high school senior, including Super Prep All-American and All-County/Metro Athletic Conference Defensive MVP at Edison High in Fresno, Calif...father Tim McDonald was his high school head coach... his father played 13 NFL seasons with Cardinals and 49ers...brother, Tevin, is a junior cornerback at UCLA...initials stand for Tim Jr...along with 15 USC teammates, spent five days in Haiti in the spring of 2012 building homes and assisting those in need...communications major.

## T.J. McDONALD'S COLLEGE STATS

Year	School	G/S	Tackles					Interceptions								
			Total	Solo	Asst	Sk	Yds	Int	Yds	Lg	TD	PD	FF	FR	BK	
2009	USC	13/0	4	4	3	0.0	0	0	0	0	0	0	0	0	0	0
2010	USC	12/12	89	54	35	1.0	8	3	20	20	0	5	1	0	0	1
2011	USC	12/11	67	39	28	0.0	0	3	37	25	0	2	0	0	0	1
2012	USC	13/13	122	54	58	1.0	10	2	0	0	0	3	0	0	0	1
<b>Total</b>		<b>50/36</b>	<b>275</b>	<b>151</b>	<b>124</b>	<b>2.0</b>	<b>18</b>	<b>8</b>	<b>0</b>	<b>0</b>	<b>0</b>	<b>10</b>	<b>0</b>	<b>0</b>	<b>0</b>	<b>3</b>





**Height:** 5-11  
**Weight:** 193  
**Birth Date:** 12/11/90  
**Rookie**  
**D5A-2013 (149th)**  
**Miami (Fla.)**  
**Plantation (Fla.) H.S.**  
**Plantation, Fla.**  
**Career GP/GS (playoffs):** 0/0 (0/0)



**TRANSACTIONS:** Selected by St. Louis in the fifth round (149th overall) of the 2013 NFL Draft (4/27/13).

**OVERVIEW:** Started in each of his final two seasons for the Hurricanes and registered 109 tackles, 11 pass deflections and three interceptions in 44 contests...voted team captain during final season.

**SENIOR (2012):** Registered 54 tackles (37 solo), including an 8-yard sack...tied for second on the team with two interceptions for 26 yards in returns...had seven passes defended...tallied a season-high nine tackles (eight solo) and added one stop for loss at Notre Dame.

**JUNIOR (2011):** Became full-time starter at left cornerback...finished with 38 tackles (25 solo)...registered an 8-yard sack among 2.5 stops for minus 11 yards...deflected two passes and returned an interception 15 yards...recorded his first career interception vs. South Florida...notched a season-high eight tackles vs. Maryland.

**SOPHOMORE (2010):** Played in 10 games...started at cornerback for the season opener...registered 15 tackles (eight solo) and two passes defended...best performance came vs. Pittsburgh, where he recorded five stops.


**FRESHMAN (2009):** One of three true freshmen to play in at least 10 games for the Hurricanes...competed on special teams...recorded one assisted tackle in each of the Georgia Tech and North Carolina games.

**PERSONAL:** Attended Plantation (Fla.) High School...rated the 10th-best cornerback in the high school ranks by Rivals.com and the 92nd-best overall prospect...ESPNU placed him 63rd on their national Top 150 team...started at quarterback in seven games as a junior, and threw for 1,100 passing yards with 13 touchdowns while also rushing for 450 yards...as a senior, the starting cornerback recorded 31 tackles, two interceptions, a sack and forced fumble...also had 300 receiving yards...named first-team All-Broward County by the Miami Herald...closed out his prep career by playing in the U.S. Army All-American Bowl...criminal justice major...resides in Plantation, Fla.



## BRANDON McGEE COLLEGE STATS

Year	School	G/S	Tackles					Interceptions								
			Total	Solo	Asst	Sk	Yds	Int	Yds	Lg	TD	PD	FF	FR	BK	
2009	MIAMI	10/0	2	0	2	0.0	0	0	0	0	0	0	0	0	0	0
2010	MIAMI	10/1	15	8	7	0.0	0	0	0	0	0	2	0	0	0	
2011	MIAMI	12/12	38	25	13	2.5	11	1	15	15	0	2	0	0	0	
2012	MIAMI	12/12	54	37	17	4.0	18	2	26	26	0	7	0	1	0	
<b>Total</b>		<b>44/25</b>	<b>109</b>	<b>70</b>	<b>39</b>	<b>6.5</b>	<b>29</b>	<b>3</b>	<b>41</b>	<b>26</b>	<b>0</b>	<b>11</b>	<b>0</b>	<b>1</b>	<b>0</b>	



Height: 5-10  
 Weight: 183  
 Birth Date: 6/23/90  
 2nd year (2nd Rams)  
 FA-2012  
 Virginia  
 Oxon Hill, Md.  
 Career GP/GS (playoffs): 16/0  
 (0/0)



**TRANSACTIONS:** Signed with the Rams as an undrafted free agent (5/8/12).

**2012 SEASON:** Played in 16 games...saw action at safety and on special teams...recorded 16 special teams tackles...**at Detroit (9/9):** Saw action at safety...recorded three tackles on special teams...**vs. Seattle (9/30):** Played on special teams...recorded two special teams tackles...**at San Francisco (11/11):** Recorded three tackles on special teams...caught one pass for 21 yards on a fake punt attempt.

## RODNEY McLEOD NFL STATISTICS

Year	Team	G/S	Tackles			REGULAR SEASON Interceptions					Fumbles						
			Total	Solo	Asst	Sk	Yds	Int	Yds	Lg	TD	PD	FF	FR	Yds		
2012	RAMS	16/0	0	0	0	0	0	0	0	0	0	0	0	0	0	0	0

**ADDITIONAL CAREER STATISTICS:** Special Teams Tackles: RAMS 2012 (16). Caught one pass for 21 yards from P Johnny Hekker at San Francisco (11/11/12).



Height: 6-4  
 Weight: 235  
 Birth Date: 3/7/88  
 3rd year (2nd Rams)  
 FA-2011  
 Nebraska  
 Kirkwood H.S.  
 St. Louis, Mo.

Career GP/GS (playoffs): 18/1  
 (0/0)



**TRANSACTIONS:** Signed an exclusive rights tender with the Rams (5/1/13)...signed with the Rams (12/20/11)...spent time between Indianapolis' practice squad active roster 9/15/11 through 12/7/11...originally signed as an undrafted rookie free agent with the Colts (7/29/11)...

**2012 SEASON: at Detroit (9/9):** Saw action at tight end...caught one pass for 10 yards, the first of his career...**at Miami (10/14):** Started the first game of his career at tight end...**vs. New England (10/28):** Recorded career highs in receptions (two) and receiving yards (12).

**2011 SEASON:** Saw action in four games with the Colts in 2011, but did not record any statistics

**COLLEGE:** Played collegiately at the University of Nebraska...earned Second-Team All-Big 12 (2009, AP), Honorable-Mention All-Big 12 (2009, Coaches)...holds Nebraska career record for receptions by a tight end (82) and Nebraska season record for receptions by a tight end (32 in 2008)...moved from tight end to wide receiver in 2010...despite lining up at receiver for one season, McNeill still qualified for tight end records...started 30 of 49 games played at Nebraska...collected career totals of 82 receptions for 1,072 yards and 11 touchdowns...redshirted in his first season in Lincoln...earned Big 12 Commissioner's Fall Academic Honor Roll in 2006 and 2010...named to the 2006 Big 12 Commissioner's Fall Academic Honor Roll...majored in business administration.

**PERSONAL:** Attended Kirkwood High School...earned first-team Class 6A all-state honors in both his junior and senior seasons...ranked among the top 40 prospects at tight end nationally and among the top dozen players in the state of Missouri...son of Allen and Sally McNeill...born on March 7, 1988.



## MIKE McNEILL GAME-BY-GAME STATS

2012 ST. LOUIS RAMS												
Game	W/L	Receiving				Rushing						
		P/S	No	Yds	Avg	Lg	TD	Att	Yds	Avg	Lg	TD
@DET 9/9	L	1/0	1	10	10.0	10	0	0	0	0	0	0
WAS 9/16	W	1/0	0	0	0.0	0	0	0	0	0	0	0
@CHI 9/23	L	1/0	0	0	0.0	0	0	0	0	0	0	0
SEA 9/30	W	1/0	0	0	0.0	0	0	0	0	0	0	0
ARI 10/4	W	1/0	0	0	0.0	0	0	0	0	0	0	0
@MIA 10/14	L	1/1	0	0	0.0	0	0	0	0	0	0	0
GB 10/21	L	1/0	0	0	0.0	0	0	0	0	0	0	0
NE 10/28	L	1/0	2	12	6.0	9	0	0	0	0	0	0
@SF 11/11	T	1/0	0	0	0.0	0	0	0	0	0	0	0
NYJ 11/18	L	1/0	1	9	9.0	9	0	0	0	0	0	0
@ARI 11/25	W	1/0	0	0	0.0	0	0	0	0	0	0	0
SF 12/2	W	1/0	0	0	0.0	0	0	0	0	0	0	0
@BUF 12/9	W					Inactive						
MIN 12/16	L					Inactive						
@TB 12/23	W	1/0	0	0	0.0	0	0	0	0	0	0	0
@SEA 12/30	L	1/0	0	0	0.0	0	0	0	0	0	0	0
TOTAL		7-8-1	14/1	4	31	7.8	10	0	0	0	0	0

2011 Indianapolis Colts												
Game	W-L	Receiving				Rushing						
		P/S	No	Yds	Avg	Lg	TD	Att	Yds	Avg	Lg	TD
@HOU 9/11	L	1/0	0	0	0.0	0	0	0	0	0	0	0
CLE 9/18	L	0/0	0	0	0.0	0	0	0	0	0	0	0
PIT 9/25	L	0/0	0	0	0.0	0	0	1	0	0	0	0
@TB 10/3	L	0/0	0	0	0.0	0	0	0	0	0	0	0
KC 10/9	L	0/0	0	0	0.0	0	0	0	0	0	0	0
@CIN 10/16	L	0/0	0	0	0.0	0	0	0	0	0	0	0
@NO 10/23	L	0/0	0	0	0.0	0	0	0	0	0	0	0
@TEN 10/30	L	0/0	0	0	0.0	0	0	0	0	0	0	0
ATL 11/6	L	0/0	0	0	0.0	0	0	0	0	0	0	0
JAC 11/13	L	1/0	0	0	0.0	0	0	0	0	0	0	0
CAR 11/27	L	1/0	0	0	0.0	0	0	0	0	0	0	0
@NE 12/4	L	1/0	0	0	0.0	0	0	0	0	0	0	0
@BAL 12/11	L	0/0	0	0	0.0	0	0	0	0	0	0	0
TEN 12/18	W	0/0	0	0	0.0	0	0	0	0	0	0	0
HOU 12/22	W	0/0	0	0	0.0	0	0	0	0	0	0	0
@JAC 1/1/11	L	0/0	0	0	0.0	0	0	0	0	0	0	0
TOTALS		2-14	4/0	0	0	0.0	0	0	0	0	0	0



Height: 6-2  
 Weight: 247  
 Birth Date: 12/7/87  
 3rd year (3rd Rams)  
 FA-2011  
 Ohio State  
 Elder H.S.  
 Cincinnati, Ohio  
 Career GP/GS (playoffs): 32/0  
 (0/0)




**PRO:** Signed with the Rams (7/27/11).

**2012 SEASON:** Recorded 139 consecutive clean snaps...pushed his career total to 289 consecutive clean snaps...**at Arizona (11/25):** Equalled a career-high with 12 clean snaps...**vs. San Francisco (12/2):** Tied a career-high with 12 clean snaps...**at Buffalo (12/9):** Tallied eight clean snaps...recorded one tackle on special teams.

**2011 SEASON:** Recorded 150 consecutive clean snaps...**vs. New Orleans (10/30):** Tallied a personal best 12 clean snaps...**vs. Seattle (11/20):** Made 11 clean snaps...**vs. Arizona (11/27):** Tied a career-high with 12 clean snaps...**at San Francisco (12/4):** Recorded eight clean snaps...made one special teams tackle...**vs. Cincinnati (12/18):** Tallied 11 clean snaps...added one special teams tackle.

**COLLEGE:** Originally a walk on at Ohio State...handled long-snapping duties for three years...Special Teams Player of the Week vs. Purdue...received his bachelor's degree in December...academic all-Big Ten...John Galbreath award for academic excellence...NFF Hampshire Honor Society...EE All Star Game as a senior...won Top Ten Tenacious three times as a junior...earned a scholarship beginning in the autumn quarter of his junior year...rotated with Dimitrios Makridis and Jackson Haas on long and short snaps for the Big Ten champions during his freshman year...redshirted as a freshman.

**PERSONAL:** Tight end who had 10 catches for 125 yards as a senior at Elder High in Cincinnati...had no unplayable snaps as a junior or senior...earned the Mr. ZIP award for basketball at Elder...National Honor Society...Student Council communications officer...son of Bev and Kevin McQuaide...has two sisters, Maureen and Katie...2008-09 Big Ten all-academic...an aeronautical and astronautical engineering major...married wife Abby this past offseason on March 17, 2012.



Height: 6-8  
 Weight: 325  
 Birth Date: 10/25/85  
 1st year (1st Rams)  
 W(IND)-2012  
 Texas State  
 Arlington (Texas) Bowie HS  
 Arlington, Texas  
 Career GP/GS (playoffs): 2/0 (0/0)



**TRANSACTIONS:** Signed to the Rams practice squad, after being released (9/27/12)...signed by the St. Louis Rams (9/2/12)...selected by the Colts as a free agent on August 1, 2012...signed by the San Antonio Talons of the Arena Football League (4/26/12)...signed by the Philadelphia Soul of the Arena Football League (3/1/11)...signed by the Dallas Vigilantes of the Arena Football League in 2010...signed by the Corpus Christi Sharks of the af2 in 2009.

**2012 SEASON: vs. Washington (9/16):** Saw the first action of his career at tackle...**Week 3 at Chicago (9/23):** Saw action at tackle.

**2011 SEASON:** Saw action in eight games with the Philadelphia Soul...totaled eight receptions for 91 yards (11.4 avg.) and three touchdowns.

**2010 SEASON:** Competed in one game for the Dallas Vigilantes.

**2009 SEASON:** Started his post-college football career with the Corpus Christi Sharks of the af2.

**COLLEGE:** Attended college at Texas State University.

**PERSONAL:** Attended Arlington (Texas) Bowie High School...native of Arlington, Texas.

**NSEKHE'S Games Played Stats:** RAMS 2012 (2/0). **TOTALS: 2/0.**



Height: 6-2  
 Weight: 242  
 Birth Date: 9/25/91  
 Rookie  
 D-1B 2013 (30th)  
 Georgia  
 Newnan H.S.  
 Newnan, Ga.



Career GP/GS (playoffs): 0/0 (0/0)

**TRANSACTIONS:** Selected by St. Louis in the first round (30th overall) of the 2013 NFL Draft (4/25/13).

**OVERVIEW:** After obtaining the No. 30 overall pick in a trade with the Atlanta Falcons, St. Louis selected the Ogletree, the 10th linebacker drafted by the team in the first round since 1937...became the first linebacker drafted in the first round by the Rams in over a decade...the last linebacker taken in the first round by the Rams was Robert Thomas of UCLA in 2002 (No. 31 overall).

**JUNIOR (2012):** First-team All-Southeastern Conference choice by The NFL Draft Report, earning third-team honors from Phil Steele...registered 11 tackles, including one for a loss vs. Alabama in the SEC Championship Game...paced the team with 15 tackles vs. Georgia Tech, a team-high in 2012...registered 12 tackles and a fumble recovery vs. Georgia Southern...posted 10 tackles (nine solo) at Auburn...led the team with 11 tackles, including a sack and two tackles for loss vs. Ole Miss, as he also recorded an interception. For his performance, was named CFPA Honorable Mention Linebacker of the Week...was in on six tackles vs. Florida, adding a team-high 11 tackles at Kentucky and eight tackles at South Carolina...also credited with 14 tackles vs. Tennessee.

**SOPHOMORE (2011):** Appeared in eight games and made eight starts at weakside inside linebacker, where he recorded 52 tackles (41 solos), including 7.5 stops for losses of 32 yards, three sacks and six QB pressures...also forced three fumbles...in the Outback Bowl vs. Michigan State, he recorded a team-best 13 tackles including a two for losses and two pass deflections...in the SEC Championship vs. Louisiana State, he led his team with six tackles including a 17-yard sack...paced the Bulldogs with a season-best 11 tackles, including 10 solo stops, at Georgia Tech...led the team with eight tackles, including two behind the line of scrimmage vs. Kentucky...added six tackles including two for loss and a forced fumble vs. Auburn...Recorded five tackles and a forced fumble vs. Florida.


**FRESHMAN (2010):** Named to the Southeastern Conference Freshman team by the league's coaches...started five second half games while appearing in 12 contests as a strong safety...finished with 34 tackles (25 solos) that included a stop for a three-yard loss and one pass deflection...also earned the team's Newcomer of the Year Award on defense...made a season-high 10 tackles, with seven solo stops at Auburn...earned Athletic Director's Honor Roll distinction for the summer semester.

**PERSONAL:** Studied human development & family science at Georgia...twin brother of former teammate Alexander Ogletree, a fullback for the University of Georgia...played for Newnan High School head coach Mike McDonald...named Class AAAAA Defensive Player of the Year, to the All-Decade Team and received All-State first-team unanimous accolades...also selected by the Georgia Sports Writers Association as the state's Class AAAAA Defensive Player of the Year...was a starter on the basketball team and ran the 400-meter dash and the 4x100 relay and long jumped for the Cougars.



## ALEC OGLETREE COLLEGE STATS

Year	School	G/S	Total	Tackles				Yds	Int	PD	FF	FR
				Solo	Asst	Sk						
2010	UGA	12/4	34	25	9	0.0	0	0	1	0	0	
2011	UGA	8/8	52	41	11	3.0	25	0	2	3	0	
2012	UGA	10/9	111	63	48	3.0	18	1	5	1	2	
<b>Total</b>		<b>30/22</b>	<b>197</b>	<b>129</b>	<b>68</b>	<b>6.0</b>	<b>43</b>	<b>1</b>	<b>8</b>	<b>4</b>	<b>2</b>	



**Height:** 5-10  
**Weight:** 197  
**Birth Date:** 12/14/89  
**2nd year (2nd Rams)**  
**D2C-2012 (50th)**  
**Cincinnati**  
**Eastmoor Academy H.S.**  
**Columbus, Ohio**  
**Career GP/GS (playoffs):** 15/1  
**(0/0)**



**TRANSACTIONS:** Selected by St. Louis in the second round (50th overall) of the 2012 NFL Draft (4/27/12).

**2012 SEASON: at Detroit (9/9):** Saw action in his first career game...returned one kick for 25 yards...**vs. Washington (9/16):** Registered his first career start...returned one kick for 12 yards...**at Chicago (9/23):** Caught one pass for four yards...returned one kick for 24 yards...**vs. Green Bay (10/21):** Saw action at running back...recorded the first carry of his career...**vs. New England (10/28):** Recorded season highs in carries (three) and rushing yards (32)...returned two kicks for 39 yards...**at San Francisco (11/11):** Caught one pass for nine yards...returned four kicks for 80 yards...**at Seattle (12/30):** Recorded a season-high five carries for 21 yards.

**COLLEGE:** Capped his collegiate career by taking home Big East Offensive Player of the Year honors...also a First-Team All-Big East selection as a senior after being named Second-Team All-Big East as a junior...was also named AutoZone Liberty Bowl MVP and was MVP of the 2012 Senior Bowl...set a Senior Bowl record with 98 punt return yards...ranks third in Bearcats history with 3,288 rushing yards and 27 rushing touchdowns.

**PERSONAL:** Four-year letterwinner at running back and defensive back at Eastmoor Academy in Columbus, Ohio... earned the Ohio Division III Player of the Year award after rushing for 2,204 yards (11.5 yards per carry) and scored 39 touchdowns as a senior...collected six interceptions and 35 tackles for the Warriors' defense...rushed for 1,696 yards (10.7 yards per carry) and 24 touchdowns, and also caught 10 passes for 250 yards, including two scores on his way to being named Ohio's Division IV Player of the Year in 2006...concluded his prep career with 4,443 rushing yards and 63 touchdowns...Eastmoor Academy's all-time rushing leader, surpassing two-time Heisman Trophy Winner Archie Griffin...2007 Ohio Division II State 400-meter dash champion (48.16 seconds)...majored in criminal justice at Cincinnati.



## ISAIAH PEAD NFL STATISTICS

### REGULAR SEASON

Year	Team	G/S	Receptions			Avg	Lg	TD	Att	Rushes		
			Rec	Yds	Yds					Yds	Avg	Lg
2012	RAMS	15/1	3	16	5.3	9	0	10	54	5.4	19	0



## ISAIAH PEAD GAME-BY-GAME STATS

### 2012 ST. LOUIS RAMS

Game	W/L	Rushing					Receiving					
		P/S	Att	Yds	Avg	Lg	TD	No	Yds	Avg	Lg	TD
@DET 9/9	L	1/0	0	0	0.0	0	0	0	0	0	0	0
WAS 9/16	W	1/1	0	0	0.0	0	0	0	0	0	0	0
@CHI 9/23	L	1/0	0	0	0.0	0	0	1	4	4.0	4	0
SEA 9/30	W											
ARI 10/4	W	1/0	0	0	0.0	0	0	0	0	0.0	0	0
@MIA 10/14	L	1/0	0	0	0.0	0	0	1	3	3.0	3	0
GB 10/21	L	1/0	1	1	1.0	1	0	0	0	0.0	0	0
NE 10/28	L	1/0	3	32	10.7	19	0	0	0	0.0	0	0
@SF 11/11	T	1/0	0	0	0.0	0	0	1	9	9.0	9	0
NYJ 11/18	L	1/0	0	0	0.0	0	0	0	0	0.0	0	0
@ARI 11/25	W	1/0	0	0	0.0	0	0	0	0	0.0	0	0
SF 12/2	W	1/0	0	0	0.0	0	0	0	0	0.0	0	0
@BUF 12/9	W	1/0	0	0	0.0	0	0	0	0	0.0	0	0
MIN 12/16	L	1/0	0	0	0.0	0	0	0	0	0.0	0	0
@TB 12/23	W	1/0	1	0	0.0	0	0	0	0	0.0	0	0
@SEA 12/30	L	1/0	5	21	4.2	7	0	0	0	0.0	0	0
TOTAL	7-8-1	15/1	10	54	5.4	19	0	3	16	5.3	9	0



**Height:** 6-3  
**Weight:** 207  
**Birth Date:** 5/6/88  
**3rd year (3rd Rams)**  
**D3-2011 (78th)**  
**Boise State**  
**Lutheran H.S.**  
**Anaheim, Calif.**  
**Career GP/GS (playoffs):** 26/5  
**(0/0)**



**TRANSACTIONS:** Drafted in the third round (78th overall) in the 2011 NFL Draft by the St. Louis Rams.

**2012 SEASON:** Recorded 30 receptions for 261 yards and four touchdowns on the year, including a touchdown in each of the team's final two games...**vs. Green Bay (10/21):** Earned his first start of the season at wide receiver...caught the first touchdown of his career on a three-yard pass from Sam Bradford...recorded two receptions for 17 yards...**vs. New England (10/28):** Caught a season-high three passes for 15 yards...**at San Francisco (11/11):** Caught three passes for 15 yards and one touchdown...**vs. New York Jets (11/18):** Caught two passes for 46 yards, including a career-long 36 yarder...**at Buffalo (12/9):** Caught a career-high five passes for 33 yards...returned two punts for 23 yards...**vs. Minnesota (12/16):** Tied his career high with five catches...recorded a career high in receiving yards with 55...**at Tampa Bay (12/23):** Caught a touchdown pass for five yards, his third touchdown of the season...**at Seattle (12/30):** Caught three passes for 24 yards, including his fourth touchdown of the season...established new season-highs in receptions (30), receiving yards (261) and touchdowns (4).

**2011 SEASON:** **vs. Eagles (9/11):** Saw his first NFL action on special teams...**New York Giants (9/19):** Declared inactive...**vs. Baltimore (9/25):** Caught two passes for 8 yards in NFL debut...saw his first action on punt returns, collecting one fair catch...tallied one assisted tackle on special teams...**vs. Washington (10/2):** Tallied four catches for 32 yards...returned three punts and one kickoff...**at Green Bay (10/16):** Returned two punts for 56 yards, a 28-yard average with a 39-yard long...**at Dallas (10/23):** Returned one punt for 9 yards... **vs. New Orleans (10/30):** Caught one pass for 7 yards...**at Arizona (11/6):** Made four catches for a career-high 43 yards, a 10.8-yard average...tallied a career-long of 23 yards...**at Cleveland (11/13):** Caught three passes for 31 yards...**vs. Seattle (11/20):** Made his first NFL start...recorded two catches for 12 yards...**vs. Arizona (11/27):** Caught three passes for 45 yards, including a new career-long 35 yard reception...**at San Francisco (12/4):** Started at wide receiver...caught three passes for 33 yards...**at Seattle (12/12):** Started at wide receiver...caught one pass for 7 yards...**vs. Cincinnati (12/18):** Played on offense...caught four passes for 38 yards.

**COLLEGE:** Started 33 of 51 games at Boise State...caught 229 passes for 2,838 yards (12.39 avg.) with 39 TDs...totaled 2,833 all-purpose yards on 233 plays (12.16 avg.), averaging 55.5 yards per game...completed 5 of 6 pass attempts (83.33 percent) for 93 yards with two touchdowns...blocked three kicks and converted three two-points attempts...broke Don Hutt's Boise State record (189; 1970-73) with 229 receptions, the ninth-most in WAC annals...71 receptions in 2010 tie for fifth on the Broncos' season-record list...63 receptions in 2009 tie for 11th on the school's season-record chart...12 receptions vs. Utah tie for ninth on the school's game-record list...ranks second all-time at Boise State with 2,838 receiving yards...951 receiving yards in 2010 place 12th on the Broncos' single-season record list...eight 100-yard receiving games tie for the fifth-most in school annals...set a Boise State record and finished third in WAC history with 39 touchdown receptions...set the Broncos' season mark with 14 touchdown receptions in 2009...recorded four touchdown receptions in a game (vs. Idaho in 2009).

**PERSONAL:** Attended Lutheran High School (Orange, Cal.)...earned first-team all-league and all-county honors while adding a third-team all-state selection...named to the All-Southern Section Team...All-Region choice by Prep Star...registered 72 receptions for 1,079 yards (14.99 avg.) with 13 touchdowns as a senior while helping team to a 14-1 overall record and a state championship...earned second-team all-league as a sophomore while being named the top sophomore on the team...given a three-star rating by Rivals.com, which listed him as the nation's 57th best wide receiver and the 62nd recruit from the state of California...received a three-star rating from Scout.com, which rated him the 99th-best WR in the country...lettered three times in football and basketball and twice in track and field...communications major...uncle is current Texas Rangers first base coach Gary Pettis, who spent 11 seasons as a center fielder in Major League Baseball...born 5/07/88.





# AUSTIN PETTIS NFL STATISTICS

## REGULAR SEASON

Year	Team	Receiving					Rushing					
		G/S	Rec	Yds	Avg	Lg	TD	Att	Yds	Avg	Lg	TD
2011	RAMS	12/3	27	256	9.5	35	0	0	0	0.0	0	0
2012	RAMS	14/2	30	261	8.7	36	4	0	0	0.0	0	0
Total		26/5	57	517	9.1	36	4	0	0	0.0	0	0



## AUSTIN PETTIS GAME-BY-GAME STATS

### 2012 ST. LOUIS RAMS

Game	W/L	P/S	Receiving					Rushing					Returns												
			No	Yds	Avg	Lg	TD	Att	Yds	Avg	Lg	TD	PR	FC	Yds	Avg	Lg	TD	KR	Yds	Avg	Lg	TD		
@DET 9/9	L	0/0	0	0	0.0	0	0	0	0.0	0	0	0	0	0	0	0	0	0.0	0	0	0	0.0	0	0	
WAS 9/16	W	0/0	0	0	0.0	0	0	0	0.0	0	0	0	0	0	0	0	0	0.0	0	0	0	0.0	0	0	
@CHI 9/23	L	1/0	0	0	0.0	0	0	0	0.0	0	0	0	0	0	0	0	0	0.0	0	0	0	0.0	0	0	
SEA 9/30	W	1/0	2	22	11.0	17	0	0	0.0	0	0	0	0	0	0	0	0	0.0	0	0	0	0.0	0	0	
ARI 10/4	W	1/0	1	6	6.0	6	0	0	0.0	0	0	0	0	0	0	0	0	0.0	0	0	0	0.0	0	0	
@MIA 10/14	L	1/0	1	11	11.0	11	0	0	0.0	0	0	0	0	0	0	0	0	0.0	0	0	0	0.0	0	0	
GB 10/21	L	1/1	2	17	8.5	14	1	0	0	0.0	0	0	0	3	0	0	0	0.0	0	0	0	0.0	0	0	
NE 10/28	L	1/0	3	15	5.0	9	0	0	0.0	0	0	1	0	0	0	0	0	0.0	0	0	0	0.0	0	0	
@SF 11/11	T	1/0	3	15	5.0	8	1	0	0	0.0	0	0	0	0	0	0	0	0.0	0	0	0	0.0	0	0	
NYJ 11/18	L	1/0	2	46	23.0	36	0	0	0.0	0	0	0	0	0	0	0	0	0.0	0	0	0	0.0	0	0	
@ARI 11/25	W	1/0	0	0	0.0	0	0	0	0.0	0	0	4	2	18	4.5	10	0	0	0.0	0	0	0	0.0	0	0
SF 12/2	W	1/1	2	12	6.0	7	0	0	0.0	0	0	4	2	36	9.0	15	0	1	13	13.0	13	0	0	0	
@BUF 12/9	W	1/0	5	33	6.6	9	0	0	0.0	0	0	2	2	23	11.5	23	0	0	0	0.0	0	0	0.0	0	0
MIN 12/16	L	1/0	5	55	11.0	23	0	0	0.0	0	0	0	0	0	0	0	0	0	0	0.0	0	0	0.0	0	0
@TB 12/23	W	1/0	1	5	5.0	5t	1	0	0	0.0	0	0	0	0	0	0	0	0	0	0.0	0	0	0.0	0	0
@SEA 12/30	L	1/0	3	24	8.0	15	1	0	0	0.0	0	0	0	0	0	0	0	0	0	0.0	0	0	0.0	0	0
TOTAL	7-8-1	14/2	30	261	8.7	36	4	0	0	0.0	0	0	11	9	77	7.0	23	0	1	13	13.0	13	0	0	0

### 2011 ST. LOUIS RAMS

Game	W/L	P/S	Receiving					Rushing					Returns												
			No	Yds	Avg	Lg	TD	Att	Yds	Avg	Lg	TD	PR	FC	Yds	Avg	Lg	TD	KR	Yds	Avg	Lg	TD		
PHI 9/11	L	1/0	0	0	0.0	0	0	0	0.0	0	0	0	0	0	0	0	0	0.0	0	0	0	0.0	0	0	
@NYG 9/19	L													Declared Inactive											
BAL 9/25	L	1/0	2	8	4.0	5	0	0	0	0.0	0	0	0	0	0	1	0	0.0	0	0	0	0	0.0	0	0
WAS 10/2	L	1/0	4	32	8.0	12	0	0	0	0.0	0	0	0	0	3	0	0	0.0	0	0	1	19	19.0	0	0
@GB 10/16	L	1/0	0	0	0.0	0	0	0	0.0	0	0	0	0	2	1	56	28.0	39	0	0	0	0	0.0	0	0
@DAL 10/23	L	1/0	0	0	0.0	0	0	0	0.0	0	0	0	0	1	0	9	9.0	9	0	0	0	0	0.0	0	0
NO 10/30	W	1/0	1	7	7.0	7	0	0	0	0.0	0	0	0	0	2	0	0.0	0	0	0	0	0	0.0	0	0
@ARI 11/6	L	1/0	4	43	10.8	23	0	0	0	0.0	0	0	0	3	2	26	8.7	19	0	2	43	21.5	24	0	
@CLE 11/13	W	1/0	3	31	10.3	16	0	0	0	0.0	0	0	0	3	1	25	8.3	16	0	0	0	0	0.0	0	0
SEA 11/20	L	1/1	2	12	6.0	13	0	0	0	0.0	0	0	0	3	3	23	7.7	9	0	0	0	0	0.0	0	0
ARI 11/27	L	1/0	3	45	15.0	35	0	0	0	0.0	0	0	0	0	0	0	0.0	0	0	0	0	0	0.0	0	0
@SF 12/4	L	1/1	3	33	11.0	17	0	0	0	0.0	0	0	0	0	0	0	0.0	0	0	0	0	0	0.0	0	0
@SEA 12/12	L	1/1	1	7	7.0	7	0	0	0	0.0	0	0	0	0	0	0	0.0	0	0	0	0	0	0.0	0	0
CIN 12/18	L	1/0	4	38	9.5	16	0	0	0	0.0	0	0	0	0	0	0	0.0	0	0	0	0	0	0.0	0	0
@PIT 12/24	0/0		0	0	0.0	0	0	0	0.0	0	0	0	0	0	0	0	0.0	0	0	0	0	0	0.0	0	0
SF 1/1/11	0/0		0	0	0.0	0	0	0	0.0	0	0	0	0	0	0	0	0.0	0	0	0	0	0	0.0	0	0
TOTALS	2-12	13/3	27	256	9.5	35	0	0	0	0.0	0	0	0	15	10	139	9.3	39	0	3	62	20.7	24	0	0





**Height:** 6-7  
**Weight:** 265  
**Birth Date:** 5/4/86  
**5th year (1st Rams)**  
**Nebraska**  
**Creighton Prep H.S.**  
**Omaha, Neb.**

**Career GP/GS (playoffs):** 45/14  
**(0/0)**



**TRANSACTIONS:** Signed by the St. Louis Rams as an unrestricted free agent (5/20/13)...declared as a free agent (3/12/13)...re-signed as an exclusive free agent by the Jaguars (4/3/12)...re-signed as an exclusive free agent (7/29/11)...signed to the active roster (12/21/09)...signed by Jacksonville to the practice squad (9/17/09)...waived by the Jets (9/5/09)...signed by the New York Jets as an undrafted rookie (5/1/09).

**PRO:** Fifth-year tight end has played in 45 games with 14 starts...was converted from college position of defensive end...career totals include 11 receptions for 83 yards...played in a career-high 16 games in 2012...originally signed as undrafted rookie by New York Jets and spent majority of first season on Jaguars practice squad...sees action on special teams and returned a blocked punt 46 yards for a touchdown in 2011

**2012 SEASON: vs. Houston (9/16):** Saw action at tight end and made one reception for four yards...**at Green Bay (10/28):** Saw action at tight end...**vs. New York Jets (12/9):** Started at tight end and made one reception for two yards.

**2011 SEASON:** Saw action in 15 games at tight end...recorded five receptions for 50 yards on the year...**at Indianapolis (11/13):** Caught one pass for four yards...**vs. San Diego (12/5):** Recorded a single-game high of three receptions, good for 24 yards...**at Tennessee (12/24):** Registered a career-long reception of 22 yards

**2010 SEASON:** Saw action at tight end in 13 games with one start...caught three passes for 24 yards.

**2009 SEASON:** Spent the majority of the season on the practice squad...started in the final game of the year at Cleveland, recording one reception for three yards.

**COLLEGE:** Started 24 of 50 games as a defensive end...totaled 96 tackles (42 solo), including 28 tackles for loss...recorded eight sacks, 5.5 coming in his final year, caused two fumbles and recovered one...recipient of the following honors and awards: 2008 & 2007 All-Big 12 honorable mention, 2008 Lott Trophy Watch List, 2008 Ted Hendricks Award Watch List, two-time second-team Academic All-Big 12 (2007, 2008), 2006 first-team Academic All-Big 12...set Nebraska season record for blocked kicks by a defensive end with three (2008)...set the Nebraska career record for blocked kicks by a defensive end with five...three-time Big 12 Commissioner's Spring Academic Honor Roll (2006-08)...three-time Big 12 Commissioner's Fall Academic Honor Roll (2005, 2007-08)...selected as one of four team captains in his senior season.

**PERSONAL:** Son of Dave Potter and Karen Sanden, and his stepmother is Lynne Potter...five-time Big 12 Commissioner's Academic Honor Roll pick...majored in communication studies...volunteered his time as a speaker during the Fall Break Tour of Excellence, American Education Week and School is Cool Week, as well as with the Attention Center for Youth.



## ZACH POTTER NFL STATISTICS

### REGULAR SEASON

Year	Team	G/S	Receiving			Rushing			Avg	Lg	TD
			No	Yds	Avg	Lg	TD	Att			
2009	JAC	1/1	1	3	3.0	3	0	0	0	0	0
2010	JAC	13/1	3	24	8.0	10	0	0	0	0	0
2011	JAC	15/7	5	50	10.0	22	0	0	0	0	0
2012	JAC	16/5	2	6	3.0	4	0	0	0	0	0
<b>Total</b>		<b>45/14</b>	<b>11</b>	<b>83</b>	<b>7.5</b>	<b>22</b>	<b>0</b>	<b>0</b>	<b>0</b>	<b>0</b>	<b>0</b>

**ADDITIONAL CAREER STATISTICS:** Returned one kick for 15 yards at Indianapolis (12/19/10)...returned one kick for 11 yards vs. New England (12/23/12).



# ZACH POTTER GAME-BY-GAME STATS

## 2012 JACKSONVILLE


Game	W-L	Receiving					Rushing				
		P/S	No	Yds	Avg	Lg	TD	Att	Yds	Avg	Lg
@MIN 9/8	L	1/0	0	0	0.0	0	0	0	0.0	0	0
HOU 9/26	W	1/1	1	4	4.0	4	0	0	0.0	0	0
@IND 9/23	L	1/0	0	0	0.0	0	0	0	0.0	0	0
CIN 9/30	W	1/0	0	0	0.0	0	0	0	0.0	0	0
CHI 10/7	W	1/0	0	0	0.0	0	0	0	0.0	0	0
@OAK 10/21	L	1/1	0	0	0.00	0	0	0	0.0	0	0
@GB 10/28	L	1/0	0	0	0.0	0	0	0	0.0	0	0
DET 11/4	L	1/1	0	0	0.0	0	0	0	0.0	0	0
IND 11/8	T	1/1	0	0	0.0	0	0	0	0.0	0	0
@HOU 11/18	L	1/0	0	0	0.0	0	0	0	0.0	0	0
TEN 11/25	W	1/0	0	0	0.0	0	0	0	0.0	0	0
@BUF 12/2	W	1/0	0	0	0.0	0	0	0	0.0	0	0
NYJ 12/9	W	1/1	1	2	2.0	2	0	0	0.0	0	0
@MIA 12/16	L	1/0	0	0	0.0	0	0	0	0.0	0	0
NE 12/23	W	1/0	0	0	0.0	0	0	0	0.0	0	0
@TEN 12/30	L	1/1	0	0	0.0	0	0	0	0.0	0	0
TOTAL		2-14	16/5	2	6	3.0	4	0	0	0	0

## 2011 JACKSONVILLE

Game	W-L	Receiving					Rushing				
		P/S	No	Yds	Avg	Lg	TD	Att	Yds	Avg	Lg
TEN 9/11	W	1/0	0	0	0.0	0	0	0	0.0	0	0
@NYJ 9/18	L	1/1	0	0	0.0	0	0	0	0.0	0	0
@CAR 9/25	L	1/0	0	0	0.0	0	0	0	0.0	0	0
NO 10/2	L	1/0	0	0	0.0	0	0	0	0.0	0	0
CIN 10/9	L	1/1	0	0	0.0	0	0	0	0.0	0	0
@PIT 10/16	L	1/0	0	0	0.00	0	0	0	0.0	0	0
BAL 10/24	W	1/0	0	0	0.0	0	0	0	0.0	0	0
@HOU 10/30	L	1/0	0	0	0.0	0	0	0	0.0	0	0
@IND 11/13	W	1/1	1	4	4.0	4	0	0	0.0	0	0
@CLE 11/20	L	1/1	0	0	0.0	0	0	0	0.0	0	0
HOU 11/27	L	1/0	0	0	0.0	0	0	0	0.0	0	0
SD 12/5	L	1/0	3	24	8.0	9	0	0	0.0	0	0
TB 12/11	W	1/1	0	0	0.0	0	0	0	0.0	0	0
@ATL 12/15	L	1/1	0	0	0.0	0	0	0	0.0	0	0
@TEN 12/24	L	1/1	1	22	22.0	22	0	0	0.0	0	0
IND 1/1/12	W	0/0	0	0	0.0	0	0	0	0.0	0	0
TOTAL		5-11	15/7	5	50	10.0	22	0	0	0	0

## 2010 JACKSONVILLE

Game	W/L	Receiving					Rushing				
		P/S	No	Yds	Avg	Lg	TD	Att	Yds	Avg	Lg
DEN 9/12	W	1/0	0	0	0.0	0	0	0	0.0	0	0
@SD 9/19	L	1/0	0	0	0.0	0	0	0	0.0	0	0
PHI 9/26	L	0/0	0	0	0.0	0	0	0	0.0	0	0
IND 10/3	W	1/0	0	0	0.0	0	0	0	0.0	0	0
@BUF 10/10	W	0/0	0	0	0.0	0	0	0	0.0	0	0
TEN 10/18	L	0/0	0	0	0.00	0	0	0	0.0	0	0
@KC 10/24	L	1/0	1	10	10.0	10	0	0	0.0	0	0
@DAL 10/31	W	1/0	0	0	0.0	0	0	0	0.0	0	0
HOU 11/14	W	1/0	0	0	0.0	0	0	0	0.0	0	0
CLE 11/21	W	1/0	0	0	0.0	0	0	0	0.0	0	0
@NYG 11/28	L	1/0	0	0	0.0	0	0	0	0.0	0	0
@TEN 12/05	W	1/0	0	0	0.0	0	0	0	0.0	0	0
OAK 12/12	W	1/0	0	0	0.0	0	0	0	0.0	0	0
@IND 12/18	L	1/0	0	0	0.0	0	0	0	0.0	0	0
WAS 12/26	L	1/0	2	14	7.0	8	0	0	0.0	0	0
@HOU 12/11	L	1/1	0	0	0.0	0	0	0	0.0	0	0
TOTAL		8-8	13/1	3	24	8.0	10	0	0	0	0



Height: 6-5  
Weight: 257  
Birth Date: 3/9/89  
Rookie  
Oregon State  
West Albany High School  
Albany, Ore.



Signed with the Rams as an undrafted rookie free agent (5/28/13) after attending rookie minicamp as a tryout...caught 32 passes for 225 yards and two touchdowns in four seasons at Oregon State...played in 38 games with Beavers...all-state performer at wide receiver and safety at West Albany High School...studied sport & exercise science.



**Height:** 6-3  
**Weight:** 220  
**Birth Date:** 6/5/89  
**2nd year (2nd Rams)**  
**D2A-2012**  
**Appalachian State**  
**Ridge View H.S.**  
**Columbia, S.C.**  
**Career GP/GS (playoffs): 15/1**  
**(0/0)**



**TRANSACTIONS:** Selected by St. Louis in the second round (33rd overall) of the 2012 NFL Draft (4/27/12).

**2012 SEASON:** Caught 11 passes for 156 yards and two touchdowns...**at Detroit (9/9):** Played in his first career game...  
**vs. Seattle (9/30):** Caught first NFL reception for 19 yards from QB Sam Bradford...**vs. Green Bay (10/21):** Hauled in two receptions for 31 yards, including a season-long 22-yard reception...**vs. New England (10/28):** Caught a career-long 39-yard reception from QB Kellen Clemens...**at San Francisco (11/11):** Earned his first NFL start...hauled in a 36-yard touchdown pass from QB Sam Bradford on the first drive of the game, the catch marked his first career touchdown...**vs. Minnesota (12/16):** Hauled in two receptions for 12 yards, including one four-yard touchdown catch.

**COLLEGE:** Started 36-of-54 games...caught 202 passes for 3,418 yards and 31 touchdowns...holds the school career-record with his 202 catches, topping the previous mark of 200 by DaVon Fowlkes (2001-04), as that total placed fifth on the Southern Conference all-time record chart...his 3,418 receiving yards set another ASU record, as he joined Rick Beasley (3,124; 1978-80) as the only Mountaineers to gain over 3,000 yards receiving for a career...one of only seven Southern Conference performers to reach 3,000 yards, finishing fourth in league annals...established a school record with 31 touchdown catches, breaking the old mark of 25 scoring grabs by Bob Agle (1965-68), as Quick joined Andre Roberts of The Citadel (37; 2006-09) and Terrell Hudgins of Elon (52; 2006-09) as the only conference players to record at least 30 touchdown catches in a career...His 1,096 receiving yards in 2011 rank fourth; 982 yards in 2009 rank sixth and 844 yards in 2010 rank 10th on the ASU season-record chart... Health Promotion major.

**PERSONAL:** Lettered in basketball at Ridge View (Columbia, S.C.) High School before lettering in football as a senior...made the most of his first year of organized football since Little League, coming up with 885 receiving yards and eleven touchdowns as a senior...participated in the prestigious Shrine Bowl of the Carolinas, after earning All-State, All-Region and All-Area grid-iron selections, in addition to being named the team's offensive MVP...Son of Shirley Quick and Jimmy Duncan...Born Brian Rumeal Quick on 6/05/89...Resides in Columbia, South Carolina.

## BRIAN QUICK NFL STATISTICS

Year	Team	G/S	REGULAR SEASON						Rushing			
			Receiving		Avg	Lg	TD	Att	Yds	Avg	Lg	TD
No	Yds											
2012	RAMS	15/1	11	156	14.2	39	2	0	0	0	0	0

**2012 ST. LOUIS RAMS**

Game	W/L	Receiving					Rushing					
		P/S	No	Yds	Avg	Lg	TD	Att	Yds	Avg	Lg	TD
@DET 9/9	L	1/0	0	0	0.0	0	0	0	0	0.0	0	0
WAS 9/16	W	1/0	0	0	0.0	0	0	0	0	0.0	0	0
@CHI 9/23	L	Inactive										
SEA 9/30	W	1/0	1	19	19.0	19	0	0	0	0.0	0	0
ARI 10/4	W	1/0	0	0	0.0	0	0	0	0	0.0	0	0
@MIA 10/14	L	1/0	1	1	1.0	1	0	0	0	0.0	0	0
GB 10/21	L	1/0	2	31	15.6	22	0	0	0	0.0	0	0
NE 10/28	L	1/0	1	39	39.0	39	0	0	0	0.0	0	0
@SF 11/11	T	1/1	1	36t	36.0	36t	1	0	0	0.0	0	0
NYJ 11/18	L	1/0	1	9	9.0	9	0	0	0	0.0	0	0
@ARI 11/25	W	1/0	0	0	0.0	0	0	0	0	0.0	0	0
SF 12/2	W	1/0	1	3	3.0	3	0	0	0	0.0	0	0
@BUF 12/9	W	1/0	1	6	6.0	6	0	0	0	0.0	0	0
MIN 12/16	L	1/0	2	12	6.0	8	1	0	0	0.0	0	0
@TB 12/23	W	1/0	0	0	0.0	0	0	0	0	0.0	0	0
@SEA 12/30	L	1/0	0	0	0.0	0	0	0	0	0.0	0	0
<b>TOTALS</b>		<b>7-8-1</b>	<b>15/1</b>	<b>11</b>	<b>156</b>	<b>14.2</b>	<b>39</b>	<b>2</b>	<b>0</b>	<b>0.0</b>	<b>0</b>	<b>0</b>



**Height:** 6-4  
**Weight:** 264  
**Birth Date:** 5/18/90  
**3rd year (3rd Rams)**  
**D1-2011 (14th)**  
**UNC - Chapel Hill**  
**Fort Dorchester H.S.**  
**Ladson, South Carolina**  
**Career GP/GS (playoffs): 31/15**  
**(0/0)**



**TRANSACTIONS:** Drafted in the first round (14th overall) in the 2011 NFL Draft by the St. Louis Rams.

**2012 SEASON:** Finished second NFL season with 10.5 sacks, second among Rams...also second among Rams with 25 quarterback pressures and 17 quarterback hits...had 40 total tackles...**at Detroit (9/9):** Recorded one sack for a loss of nine yards, marking the Rams' first sack of the season and the sixth of his career...tallied four tackles (three solo)...**vs Washington (9/16):** Posted one sack for a loss of nine yards, marking his second consecutive game with at least one sack...leads the Rams in sacks with two...added five tackles (three solo)...**vs. Seattle (9/30):** Notched his third sack of the season after taking down QB Russell Wilson on a third down play in the fourth quarter for an 8-yard loss...lead the Rams in sacks...added two solo tackles...**vs. Arizona (10/4):** Posted a new career high in single-game sacks with three for a combined loss of 19 yards...forced a fumble in the fourth quarter to seal the Rams' 17-3 win, marking the Rams' first forced fumble of the season and the second of his career...finished first on the defensive line in tackles with six (two solo) and added one pass defended...**vs. Green Bay (10/21):** Started at right defensive end...sacked Packers' QB Aaron Rodgers for a four yard loss in Green Bay's opening drive, marked his seventh sack of the season and 12th career...also recorded one assisted tackle...**at San Francisco (11/11):** Started at right defensive end...led the team with 1.5 sacks alongside rookie defensive tackle Michael Brockers...**at Buffalo (12/9):** Started at right defensive end...recorded two tackles (one solo)...logged one sack for a loss of nine after taking down QB Ryan Fitzpatrick on the Bills' final drive of the game...**at Seattle (12/30):** Started at right defensive end...pushed his season sack total to 10.5 after bringing down Seattle QB Russell Wilson for a loss of two yards...with the sack, he and fellow defensive lineman Chris Long became the first pair of Rams to record double-digit sack numbers in a single season since Grant Wistrom and Kevin Carter generated 11 and 10 sacks, respectively, in 2000...also recorded two assisted tackles.

**2011 SEASON:** Tallied five sacks in rookie campaign...also made 20 tackles (nine solo)...**at New York Giants (9/19):** Made his NFL debut, seeing action on defense and special teams...sacked Giant's QB Eli Manning for a loss of eight yards...recorded two tackles (one solo)...**vs. New Orleans (10/30):** Played on defense and special teams...blocked a Thomas Morstead punt to give St. Louis the ball at the New Orleans 15-yard line and set up a touchdown run by Steven Jackson two plays later...also recorded second sack of the season...made one solo tackle on defense and caused one fumble...**at Arizona (11/6):** Played on defense and special teams...tallied his third sack of the season when he dropped QB John Skelton for a loss of nine yards...second consecutive game with a sack...**vs. Seattle (11/20):** Saw action on defense and special teams...recorded his fourth sack of the season when he dropped QB Tarvaris Jackson...also partially deflected a punt in the first quarter...**vs. Arizona (11/27):** Saw action on defense and special teams...notched his fifth sack of the season...marked back-to-back games with at least one sack for the second time of the season...**vs. Cincinnati (12/18):** Made his first NFL start at right defensive end...partially blocked a punt in the second quarter that traveled just 21 yards...marked the third time this season he has deflected or blocked a punt.

**COLLEGE:** Started 24 of 25 games at right defensive end for North Carolina, recording 86 tackles (57 solo) with 13.0 sacks for minus 105 yards and 25.5 stops for losses totaling 139 yards...forced eight fumbles... made 82 tackles against the run, limiting runners to 23 yards (0.28 ypc), allowing just six first downs and two attempts for 10 yards or longer...delivered a total of 28 tackles-for-loss (solos/assists) and stopped ball carriers at the line of scrimmage for no gain seven times...made four tackles against the pass, holding receivers to 23 yards (5.75 ypc) and one first down on those receptions...totaled four passes defended and added 15 quarterback pressured... 11.0 sacks in 2009 rank as the fourth-highest single-season total by a Tar Heels defender, topped by Lawrence Taylor (16.0; 1980), Julius Peppers (15; 2000) and Greg Ellis (12.5; 1996).

NFC Special Teams Player of Week 8

**2010 SEASON:** Did not play due to suspension...named Preseason All-American by Blue Ribbon and Sporting News... Preseason All-Atlantic Coast Conference selection by the league's media...named to preseason watch lists for the Bronko Nagurski Award (Top Defensive Player), Ted Hendricks Award (Top Defensive End), Rotary Lombardi Award (Top Lineman) and the Lott Trophy.

**2009 SEASON:** Earned First-team All-Atlantic Coast Conference selection...finished second in voting to Derrick Morgan of Georgia Tech as the ACC's Defensive Player of the Year...started all 13 games at right defensive end, ranking fourth on the team with 52 tackles (35 solo)...led the Tar Heels and ranked second in the conference and 16th nationally with 11.0 sacks for minus 94 yards...led the ACC and ranked 15th nationally with 19.0 stops for losses of 120 yards... part of a unit that led the league and ranked 10th nationally, allowing just 95.6 yards per game on the ground...paced a front wall that ranked third in the ACC and 28th nationally in sacks (2.5 spg), as well as first in the ACC and sixth nationally in tackles-for-loss (8.1 tpg)... forced six fumbles, the fourth-most in the country...made 49 plays against the run, holding those ball carriers to minus 39



yards (-0.8 ypc), and limited those runners to just three first downs while producing six third-down stops...11.0 sacks rank as the fourth-highest single-season total by a Tar Heels defender, topped by Lawrence Taylor (16.0; 1980), Julius Peppers (15; 2000) and Greg Ellis (12.5; 1996)...earned ACC Defensive Lineman of the Week vs. Duke.

**2008 SEASON:** Played football less than a year after having surgery on brain tumor...named the ACC's Brian Piccolo Award winner as the league's most courageous player...finished third in the voting for the ACC Defensive Rookie of the Year honors... started 11-of-12 games, taking over as the starter in the second game of the season...ranked 11th on the team with 34 tackles (22 solos)...tied for third among Tar Heels defenders with 2.0 sacks for minus 11 yards...tied for second on the team with 6.5 stops for losses of 19 yards...part of a unit that ranked seventh in the league and 56th nationally, allowing 139.38 yards per game on the ground...key piece of a front wall that ranked 11th in the ACC in sacks (1.69 spg) and 12th in tackles-for-loss (5.23 tpg)...forced two fumbles...made 33 plays against the run, holding those ball carriers to 62 yards (1.88 ypc), limiting those runners to just three first downs while producing five third-down stops and another on fourth-down...made one pass defended and three quarterback pressures.

**PERSONAL:** Attended Fort Dorchester High School (Ladson, S.C.)...senior season was shortened, but had 54 tackles with five sacks, 10 TFL and 21 quarterback hurries before surgery...member of South Carolina's Shrine Bowl team and the U.S. Army All-American Game...All-American choice by SuperPrep and Tom Lemming...member of the Atlanta Journal-Constitution Super Southern 100...ranked the seventh-best player in South Carolina by SuperPrep... rated the 11th-best defensive end in the country by ESPN.com...rated a four-star prospect by Rivals.com, as that recruiting service listed him as the 18th-best strong-side defensive end in the country, and the 10th-best recruit in the state of South Carolina... given a four-star rating by Scout.com, who ranked him as the 19th-best defensive end in the country... three-time defending state heavyweight champion for the Fort Dorchester wrestling squad...son of Maria and James Quinn...nickname is "El Roy"...born 5/18/90.



## ROBERT QUINN NFL STATISTICS

### REGULAR SEASON STATISTICS

Year	Team	G/S	Tackles				Interceptions				Fumbles				
			Total	Solo	Asst	Sk	Yds	Int	Yds	Lg	TD	PD	FF	FR	Yds
2011	RAMS	15/1	20	9	11	5.0	35	0	0	0	0	2	1	0	0
2012	RAMS	16/14	40	21	19	10.5	61	0	0	0	0	1	1	0	0
<b>Total</b>		<b>31/15</b>	<b>60</b>	<b>30</b>	<b>30</b>	<b>15.5</b>	<b>96</b>	<b>0</b>	<b>0</b>	<b>0</b>	<b>0</b>	<b>3</b>	<b>2</b>	<b>0</b>	<b>0</b>



## ROBERT QUINN GAME-BY-GAME STATS

### 2012 ST. LOUIS RAMS

Game	W/L	P/S	T	S	A	Sk	Yds	Int	Yds	Lg	TD	PD	FF	FR	Yds
@DET 9/9	L	1/1	4	3	1	1.0	9	0	0	0	0	0	0	0	0
WAS 9/16	W	1/1	5	3	2	1.0	9	0	0	0	0	0	0	0	0
@CHI 9/23	L	1/1	3	2	1	0.0	0	0	0	0	0	0	0	0	0
SEA 9/30	W	1/1	2	2	0	1.0	8	0	0	0	0	0	0	0	0
ARI 10/4	W	1/1	6	2	4	3.0	19	0	0	0	1	1	0	0	0
@MIA 10/14	L	1/1	1	0	1	0.0	0	0	0	0	0	0	0	0	0
GB 10/21	L	1/1	1	0	1	1.0	4	0	0	0	0	0	0	0	0
NE 10/28	L	1/1	3	3	0	0.0	0	0	0	0	0	0	0	0	0
@SF 11/11	T	1/1	0	0	0	1.5	1	0	0	0	0	0	0	0	0
NYJ 11/18	L	1/1	4	2	2	0.0	0	0	0	0	0	0	0	0	0
@ARI 11/25	W	1/1	0	0	0	0.0	0	0	0	0	0	0	0	0	0
SF 12/2	W	1/0	0	0	0	0.0	0	0	0	0	0	0	0	0	0
@BUF 12/9	W	1/1	2	1	1	1.0	9	0	0	0	0	0	0	0	0
MIN 12/16	L	1/0	3	1	2	0.0	0	0	0	0	0	0	0	0	0
@TB 12/23	W	1/1	4	2	2	0.0	0	0	0	0	0	0	0	0	0
@SEA 12/30	L	1/1	2	0	2	1.0	2	0	0	0	0	0	0	0	0
<b>TOTALS</b>	<b>7-8-1</b>	<b>16/14</b>	<b>40</b>	<b>21</b>	<b>19</b>	<b>10.5</b>	<b>61</b>	<b>0</b>	<b>0</b>	<b>0</b>	<b>1</b>	<b>1</b>	<b>0</b>	<b>0</b>	<b>0</b>

### 2011 ST. LOUIS RAMS

Game	W/L	P/S	T	S	A	Sk	Yds	Int	Yds	Lg	TD	PD	FF	FR	Yds
PHI 9/11	L														
@NYG 9/19	L	1/0	2	1	1	1.0	8.0	0	0	0	0	0	0	0	0
BAL 9/25	L	1/0	0	0	0	0.0	0	0	0	0	0	0	0	0	0
WAS 10/2	L	1/0	1	0	1	0.0	0	0	0	0	0	0	0	0	0
@GB 10/16	L	1/0	1	1	0	0.0	0	0	0	0	0	0	0	0	0
@DAL10/23	L	1/0	0	0	0	0.0	0	0	0	0	0	0	0	0	0
NO 10/30	W	1/0	1	1	0	1.0	9.0	0	0	0	0	0	1	0	0
@ARI 11/6	L	1/0	2	1	1	1.0	9.0	0	0	0	0	0	0	0	0
@CLE 11/13W	L	1/0	1	0	1	0.0	0	0	0	0	0	0	0	0	0
SEA 11/20	L	1/0	4	3	1	1.0	9.0	0	0	0	0	0	0	0	0
ARI 11/27	L	1/0	0	0	0	1.0	0	0	0	0	0	0	0	0	0
@SF 12/4	L	1/0	0	0	0	0.0	0	0	0	0	0	0	0	0	0
@SEA 12/12L	L	1/0	1	0	1	0.0	0	0	0	0	0	0	1	0	0
CIN 12/18	L	1/1	1	1	0	0.0	0	0	0	0	0	0	1	0	0
@PIT 12/24L	L	1/1	4	1	3	0.0	0	0	0	0	0	0	0	0	0
SF 1/1/11	L	1/0	2	0	2	0.0	0	0	0	0	0	0	0	0	0
<b>TOTALS</b>	<b>2-14</b>	<b>15/120</b>	<b>9</b>	<b>11</b>	<b>5.0</b>	<b>35.0</b>	<b>0</b>	<b>0</b>	<b>0</b>	<b>0</b>	<b>0</b>	<b>2</b>	<b>1</b>	<b>0</b>	<b>0</b>



Height: 6-3  
Weight: 204  
Birth Date: 7/5/87  
2nd year (1st Rams)  
FA-2012  
Abilene Christian  
North H.S.  
McKinney, Texas  
Career GP/GS (playoffs): 0/0 (0/0)



**TRANSACTIONS:** Signed to the Rams' practice squad (12/11/12)...released by the Bears (11/27/12)...signed to the Chicago Bears practice squad (10/30/12)...released by the Cowboys (10/23/12)...signed to the Cowboys practice squad (10/8/12)...released by the Cowboys (8/27/12)...signed by the Dallas Cowboys as an undrafted free agent (7/28/11).

**2012 SEASON:** Divided up time on three practice squads over the course of the season between the Dallas Cowboys, Chicago Bears and St. Louis Rams.

**2011 SEASON:** Fractured his left leg in the 2011 preseason finale...did not play in any regular season games.

**COLLEGE:** Radway caught 23 passes for 438 yards and five touchdowns in 2010...caught eight passes for 196 yards before breaking his hand late in 2009...in his first collegiate game against Fort Lewis, he caught two passes for 66 yards and his only two TDs of the season...also participated in track and field at ACU...was a four-time NCAA Division II All-America and 2008 outdoor champion in the 400 meters for NCAA Division II. In junior college he competed at Cloud County JC in 2006 and 2007, earning All-America honors in the 200 meters and 400 meters.

**PERSONAL:** Radway lettered in both football and track and field in high school...2005 graduate of North High school in McKinney, Texas.



**Height:** 5-10  
**Weight:** 196  
**Birth Date:** 4/12/90  
**2nd year (2nd Rams)**  
**D7B-2012 (252nd)**  
**Abilene Christian**  
**Sandalwood H.S.**  
**Jacksonville, Fla.**  
**Career GP/GS (playoffs):** 16/0  
**(0/0)**



**TRANSACTIONS:** Selected by St. Louis in the seventh round (252nd overall) in the 2012 NFL Draft (4/28/12).

**2012 SEASON:** Rushed 98 carries for 475 yards on the season (4.8 yards per attempt) and caught 24 passes for 163 yards...  
**at Detroit (9/9):** Saw action in his first NFL game...garnered 20 yards on two carries, finishing second on the team in rushing yards behind Pro Bowler Steven Jackson...notched a career-long 11-yard rush, extending the team's drive and setting up a Rams' field goal...**vs. Washington (9/16):** Finished the game as the Rams' leading rusher with 83 yards on the ground on a team-high 15 carries (5.5 yards per carry)...posted a career-long 53-yard rush, the Rams' longest rush of the season...recorded his first career reception for one yard on a short pass from Bradford in the first quarter and followed up with an 18-yard reception late in the third quarter, setting the Rams up for the game-winning touchdown...added a two-point conversion on a rush up the middle, giving St. Louis the 31-28 lead...**vs. Arizona (10/4):** Posted 35 rushing yards on nine carries (4.2 average yards per carry)...longest rush was 16 yards...**at Miami (10/14):** Rushed 11 times for 76 yards, including a 44-yard rush, good for the longest rush verse the Dolphins this season...tallied a season-high 26-yard reception...**vs. Green Bay (10/21):** Rushed eight times for 36 yards...recorded a career-high in reception yards with 43 on three catches...**vs. New England (10/28):** Led the Rams with 53 rushing yards and averaged 7.6 yards on seven carries...finished first on the team in receptions with four alongside TE Lance Kendricks...**at San Francisco (11/11):** Rushed seven times for 58 yards...notched a 32-yard rush, the third-longest rush of any Ram this season, to help set St. Louis up for a 14-0 lead in the first quarter.

**COLLEGE:** Played three seasons at Abilene Christian after beginning his career at Cisco (TX) Junior College...in ACU history, ranks second in rushing touchdowns, fifth in rushing yards and fourth in points scored...twice named Second-Team All-Lone Star Conference.

**PERSONAL:** As a senior at Sandalwood HS (Fla.), he led the Jacksonville (Fla.) area in rushing with 1,620 yards, including a 260-yard effort in his final game. He also scored 14 touchdowns for Sandalwood. He was a Florida Times-Union Super 24 selection as a senior...younger brother of Bengals RB Bernard Scott.



## DARYL RICHARDSON NFL STATS

Year	Team	G/S	REGULAR SEASON						Rushing			
			Receiving			Lg	TD	Att	Yds	Avg	Lg	TD
			Rec	Yds	Avg							
2012	RAMS	16/0	24	163	6.8	26	0	98	475	4.8	53	0



# DARYL RICHARDSON GAME-BY-GAME STATS

## 2012 ST. LOUIS RAMS

Game	W/L	P/S	Rushing				Receiving						
			Att	Yds	Avg	Lg	TD	No	Yds	Avg	Lg	TD	
@DET 9/9	L	1/0	2	20	10.0	11	0	0	0	0.0	0	0	
WAS 9/16	W	1/0	15	83	5.5	53	0	2	19	9.5	18	0	
@CHI 9/23	L	1/0	4	16	4.0	12	0	1	4	4.0	4	0	
SEA 9/30	W	1/0	6	16	2.7	8	0	2	13	6.5	11	0	
ARI 10/4	W	1/0	9	35	3.9	16	0	0	0	0.0	0	0	
@MIA 10/14	L	1/0	11	76	6.9	44	0	2	23	11.5	26	0	
GB 10/21	L	1/0	8	36	4.5	11	0	3	43	14.3	20	0	
NE 10/28	L	1/0	7	53	7.6	20	0	4	-3	-0.8	7	0	
@SF 11/11	T	1/0	7	58	8.3	32	0	1	0	0.0	0	0	
NYJ 11/18	L	1/0	6	26	4.3	11	0	1	18	18.0	18	0	
@ARI 11/25	W	1/0	7	32	4.6	9	0	0	0	0.0	0	0	
SF 12/2	W	1/0	3	6	2.0	3	0	3	7	2.3	0	0	
@BUF 12/9	W	1/0	3	4	1.3	2	0	0	0	0.0	0	0	
MIN 12/16	L	1/0	3	5	1.7	3	0	3	25	8.3	13	0	
@TB 12/23	W	1/0	5	9	1.8	6	0	0	0	0.0	0	0	
@SEA 12/30	L	1/0	2	0	0.0	0	0	2	14	7.0	11	0	
TOTALS		7-8-1	16/0	98	475	4.8	53	0	24	163	6.8	26	0



Height: 6-5  
Weight: 249  
Birth Date: 6/22/90  
Rookie  
FA-2013  
Ole Miss

Cedar Grove High School  
Ellenwood, Ga.

Career GP/GS (playoffs): 0/0 (0/0)



Signed with the Rams as an undrafted rookie free agent (5/9/13)...played in 27 games with 10 starts for the Rebels...started five games as a junior and recorded 13 total tackles...played in 10 games with five starts as a sophomore...posted 81 tackles, nine sacks and two forced fumbles as a senior at Cedar Grove High School...psychology major.



**Height:** 6-5  
**Weight:** 314  
**Birth Date:** 6/6/88  
**4th Year (4th Rams)**  
**D2-2010 (33rd)**  
**Indiana**  
**Bedford H.S.**  
**Bedford, Ohio**

**Career GP/GS (playoffs):** 35/35  
**(0/0)**




**TRANSACTIONS:** Selected by the Rams in the second round (33rd) of the 2010 NFL Draft (4/23/10).

**2012 SEASON:** Started 10 games at left tackle, including the final eight of the season...helped RB Steven Jackson reach 1,000 yards for the eighth straight season...**at San Francisco (11/11):** Started at left tackle...helped the Rams put up 458 total yards on offense...**at Arizona (11/25):** Started at left tackle...helped RB Steven Jackson notch 139 yards on the ground...**vs. Minnesota (12/16):** Started at left tackle...part of an offensive line that helped RB Steven Jackson eclipse 10,000 rushing yards...**at Tampa Bay (12/23):** Started at left tackle...part of an offensive line that allowed QB Sam Bradford time to throw an 80-yard touchdown to TE Lance Kendricks, the longest pass of Bradford's career...**at Seattle (12/30):** Started at left tackle...part of an offensive line that allowed zero sacks on QB Sam Bradford.

**2011 SEASON:** **vs. Eagles (9/11):** Started at left tackle...**at New York Giants (9/19):** Started at left tackle...helped block for the offense to collect five passes of 20-plus yards...**vs. Baltimore (9/25):** Started at left tackle...**vs. Washington (10/2):** Started at left tackle...**at Green Bay (10/16):** Started at left tackle...**at Dallas (10/23):** Started at left tackle...**vs. New Orleans (10/30):** Started at left tackle...helped block for the offense to gain 323 total yards...**at Arizona (11/6):** Started at left tackle...helped block for RB Steven Jackson to rush for over 100 yards the second consecutive week...**at Cleveland (11/13):** Started at left tackle...left the game in the third quarter with a head injury...placed on reserve/injured list (11/19).

**2010 SEASON:** Named All-Rookie by Pro Football Weekly and the Pro Football Writers of America...finished the season as the only NFL rookie to start all of his team's games at left tackle this season...allowed only three sacks in 590 pass attempts according to Statspass.com...part of an offensive line that helped RB Steven Jackson surpass the 1,000-yard mark for a sixth consecutive season.

**Most Starts At Left Tackle By An NFL Rookie, 2010**

	<b>Rodger Saffold, STL, 16</b> <b>Trent Williams, WAS, 13</b> <b>Russell Okung, SEA, 10</b>
---	---

**COLLEGE:** Started 41 of 42 games at Indiana...while in the starting lineup the Hoosiers rushed over 100 yards in 29 games...in last two years, registered 171 knockdowns and 20 touchdown-resulting blocks...Indiana scored 29 times on the ground when in lineup.

**PERSONAL:** Two-way lineman at Bedford (Oh.) High School...rated a two-star prospect by Rivals.com...earned first-team All-Lake Erie League, All-District and honorable mention All-State honors as a senior...played in 2006 Ohio North-South All-Star game...father played football at the University of Iowa...public affairs management major...born Rodger P. Saffold III.

**SAFFOLD'S Games Played-Starts:** RAMS: 2012 (10/10), 2011 (9/9), 2010 (16/16) **Totals:** (35/35).



**Height: 6-2**  
**Weight: 310**  
**Birth Date: 4/7/90**  
**Rookie**  
**FA-2013**  
**Louisiana Tech**  
**Dutchtown High School**  
**Geismar, La.**

**Career GP/GS (playoffs): 0/0 (0/0)**



Signed with the Rams as an undrafted rookie free agent (5/9/13)...started 40 consecutive games at left guard...as a senior, anchored offensive line that helped Louisiana Tech rank 17th in the nation in rushing...named All-District 6-5A, All-Parish, All-Metro and All-State as a senior...father Benny was his high school head coach...grandfather James Griffin played football at UL-Lafayette.



**Height:** 6-6  
**Weight:** 265  
**Birth Date:** 3/18/86  
**4th year (4th Rams)**  
**D6B-2010 (189th)**  
**West Texas A&M**  
**Mize H.S.**  
**Mt. Olive, Miss.**  
**Career GP/GS (playoffs):** 38/2  
**(0/0)**



**TRANSACTIONS:** Drafted in the sixth round (189th overall) in the 2010 NFL Draft by the St. Louis Rams.

**2012 SEASON:** Established new season-highs in tackles (36) and sacks (3.0)...**vs Washington (9/16):** Tallied five tackles (three solo) in the home opener, establishing a new career high...**at Chicago (9/23):** Finished the game with five assisted tackles, tying his single-game high in total tackles...**vs. Seattle (9/30):** Posted one of two Rams' sacks on the day for a loss of 12 yards, marking the first sack of his NFL career...**vs. New York Jets (11/18):** Saw action on defense...recorded a career-high four solo tackles, including one tackle for loss...**vs. San Francisco (12/2):** Started at right defensive end, marks first start of NFL career...tied a career-high in most tackles in a game with five (two solo)...notched one sack for a loss of nine yards, marks second career sack...**vs. Minnesota (12/16):** Started at defensive end, marks second career start...recorded four tackles (one solo)...registered one sack for a loss of one yard, his third career sack...**at Tampa Bay (12/23):** Posted his first career interception after teammate Michael Brockers tipped a pass from QB Josh Freeman in the fourth quarter...logged five assisted tackles, tying his single-game high in total tackles...also recorded two quarterback hits and two quarterback pressures.

**2011 SEASON:** Saw action in 16 games...made 10 tackles (five solo)...**vs. Eagles (9/11):** Saw action on defense and special teams...recorded two tackles (one solo)...added two tackles on special teams (one solo)...**vs. New Orleans (10/30):** Played on defense and special teams...made three assisted tackles on defense...**Week 9 at Arizona (11/6):** Played on defense and special teams...recorded one solo tackle on defense...also made one special teams tackle...**vs. Seattle (11/20):** Saw action on special teams...made three tackles...**vs. Cincinnati (12/18):** Saw action on defense and special teams...recorded one solo tackle...also made one tackle on special teams...**vs. San Francisco (1/1/12):** Saw action on defense and special teams...tallied one forced fumble and one tackle on special teams.

**2010 SEASON:** Saw action in nine games during his rookie campaign, contributing eight tackles (three solo)...**Week 2 at Oakland (9/19):** Recorded two tackles (one solo) in his first-career regular season game...**Week 16 vs. San Francisco (12/26):** Helped give the Rams a 9-0 lead in the first quarter when he tackled QB Troy Smith in the end zone for a safety after Smith mishandled a snap...added two tackles (one solo).

**COLLEGE:** Two-time Lone Star Conference Defensive Lineman of the Year...recorded 17.0 sacks in two seasons at West Texas A&M after transferring from Jones County (Mississippi) Junior College... named to the Associated Press Little All-American third-team and to the AFCA Division II Coaches' All-American team...considered one of the top defensive linemen in FBS.

**PERSONAL:** A standout prep at Mize (Miss.) HS, competing in football as well as track & field.



## EUGENE SIMS NFL STATISTICS

### REGULAR SEASON

Year	Team	G/S	Tackles				Yds	Interceptions			TD	PD	Fumbles		
			Total	Solo	Asst	Sk		Int	Yds	Lg			FF	FR	Yds
2010	RAMS	9/0	8	3	5	0	0	0	0	0	0	0	0	0	0
2011	RAMS	16/0	10	5	5	0	0	0	0	0	1	0	0	0	
2012	RAMS	13/2	36	14	22	3.0	22	1	0	0	2	0	0	0	
<b>Total</b>		<b>38/2</b>	<b>54</b>	<b>22</b>	<b>32</b>	<b>3.0</b>	<b>22</b>	<b>1</b>	<b>0</b>	<b>0</b>	<b>3</b>	<b>0</b>	<b>0</b>	<b>0</b>	

**ADDITIONAL CAREER STATISTICS:** Special Teams Tackles: 2012 (1), 2011 (8), 2010 (7). TOTAL: 16. Safeties: 2010 (1, vs. San Francisco 12/26/10)

### SINGLE GAME HIGHS

Total Tackles – 5, (many times) last at Tampa Bay (12/23/12)  
Solo Tackles – 4, vs. New York Jets (11/18/12)








**Height: 6-0**  
**Weight: 205**  
**Birth Date: 10/21/90**  
**Rookie**  
**FA-2013**  
**Memphis**  
**Christian Brothers**  
**Memphis, Tenn.**

**Career GP/GS (playoffs): 0/0 (0/0)**



Signed with St. Louis as an undrafted rookie free agent (4/30/13)...saw action on both sides of the ball at Memphis...played in 30 career games, started 21 contests in the secondary for the Tigers defense over the final two years of his career...also made two starts at quarterback...on the defensive side, registered 101 tackles (53 solo)...also had eight pass breakups, forced a fumble and recovered two others during his career...offensively, saw action under center in eight contests...played in the 2013 Casino Del Sol College All-Star Game as well as the inaugural Raycom College Football All-Star Classic...named to the Tiger 3.0 Club for the 2010 and 2011 spring semesters...selected to the Tiger Academic 30 for the 2010 spring semester, an award honoring the top-30 student-athletes in the athletics department...earned Dean's List recognition for the 2010 spring semester...one of three Tigers (all quarterbacks) to earn a 4.0 GPA in the 2010 spring semester...received the Black and Blue Award at the 2011 team's postseason banquet...as a senior in 2012, was a member of head coach Justin Fuente's initial Leadership Council...played in all 12 games, started the final 10...registered 50 tackles (21 solo) for a Memphis defense which led the Conference USA in total defense in league games...ranked fifth on the team in total tackles...also broke up a pair of passes and recovered two fumbles during the year...the 2011 season was his first full season of action on the defensive side of the ball...started 11 games in the Tigers' defensive backfield...squad's sixth-leading tackler with 51 total hits (32 solo)...team leader with six pass breakups...had one forced fumble...played in seven games at quarterback, started two...was 22-of-43 passing for 246 yards with one touchdown and three interceptions...also credited with 19 rushes for one yard and one touchdown...in 2009, red-shirted as a freshman...transferred to Memphis from Miami (Fla.) in the fall...practiced with the team, but was ineligible to play because of NCAA transfer guidelines...in 2008, saw action in one game as a true freshman...was 1-of-1 passing for two yards...also had one rush for two yards...split his high school career between Christian Brothers and Olive Branch (Miss.)...one of the nation's top prep school quarterbacks from Hargrave Military Academy in 2007...at Hargrave, broke the school record with 476 yards and four touchdowns in one game...as a senior in 2006 at Olive Branch, completed 130-of-273 passes for 2,314 yards, 27 touchdowns and seven interceptions...also rushed for more than 500 yards and seven touchdowns for the Conquistadors...led Olive Branch to a No. 2 state ranking in Class 5A...selected to play in the U.S. Army High School All-America Game after his senior year...named a Tom Lemming High School All-American selection...also a Mississippi Coaches All-State selection...named Mississippi NE Regional 5A Offensive Player of the Year and selected to play in the Mississippi-Alabama All-Star Game...Named Memphis Commercial Appeal's Best of the Preps Top 5 Offensive Player of the Year...as a junior, played at Christian Brothers in Memphis...son of FedEx CEO Frederick W. Smith...born Oct. 21 in Memphis, Tenn...his older brother, Arthur, played guard/center for the North Carolina Tar Heels football program from 2001-05...majored in sports and leisure management.



Height: 6-4  
 Weight: 297  
 Birth Date: 5/21/87  
 4th Year (2nd Rams)  
 W(HOU)-2012  
 Colorado State  
 Westview HS  
 Avondale, Ariz.  
 Career GP/GS (playoffs): 11/6  
 (0/0)



**TRANSACTIONS:** Claimed off waivers by St. Louis from Houston (12/2/12)...placed on injured reserve (8/25/11)...signed to active roster (12/1/10)...signed to the Texans practice squad (10/5/10)...waived by the Texans (10/2/10)...selected by Houston Texans in the sixth round (187th overall) of the 2010 NFL Draft.

**2012 SEASON: vs. Arizona (10/4):** Saw action in his first game as a Ram...**vs. Green Bay (10/21):** Earned his first NFL start at left guard...**Week 8 vs. New England (10/28):** Started at left guard...**at San Francisco (11/11):** Started at left guard...part of an offensive line that posted the team's second-best rushing performance with 159 yards...**at Tampa Bay (12/23):** Started at right guard...part of an offensive line that allowed TE Lance Kendricks to record his first 100-yard receiving game...**at Seattle (12/30):** Started at right guard...part of an offensive line that didn't allow a sack.


**2011 SEASON:** Placed on injured/reserve list after suffering a right leg injury in training camp (8/25).

**2010 SEASON:** Inactive for the first three games and the final five games of the 2010 season...on Houston's practice squad for eight weeks during the middle of the season.

**COLLEGE:** Played in 36 games with 31 starts in four seasons at Colorado State...two-time All-Mountain West Conference selection, earning second-team honors in 2008 and honorable mention in 2009...played in nine games with eight starts, but did not miss a conference game as a senior in 2009...second-team all-MWC choice, played in 12 games with 11 starts, including the New Mexico Bowl (12/20)...started all 12 games as a sophomore in 2007 after playing in three games as a freshman in 2006...majored in nutrition and food science.

**PERSONAL:** All-star offensive lineman at Westview High School in Phoenix...earned three varsity letters in football, and was a two-year starter...lettered once in track, where he threw the shot put and discus...earned first-team all-region honors in 2004 as an offensive tackle and was second-team as a defensive lineman...was a two-time all-state performer in football and was named to the all-Arizona team as a senior...was named the West Valley Player of the Year as a senior...born Shelley Andres Smith in Phoenix.

**SMITH'S Games Played Stats:** RAMS 2012 (11/6). **TOTALS:** 11/6.



**Height:** 5-8  
**Weight:** 216  
**Birth Date:** 4/9/91  
**Rookie**  
**D5B-2013 (160th)**  
**Vanderbilt**  
**Bibb County H.S.**  
**Centreville, Ala.**  
**Career GP/GS (playoffs):** 0/0 (0/0)



**TRANSACTIONS:** Selected by St. Louis in the fifth round (160th overall) of the 2013 NFL Draft (4/27/13).

**OVERVIEW:** Started 33-of-45 games at Vanderbilt, including each of his 26 last appearances...set school career-records with 3,143 yards on 581 carries and 30 touchdowns rushing...in 2011, his 1,193 yards and 14 rushing touchdowns each established a Commodore season records...in 2012, he tallied 1,141 rushing yards for second on the Vanderbilt all-time list...his 10 touchdowns in 2012 tied for third on the school annual record list...his 90-yard touchdown run vs. Wake Forest in 2012 is the longest run from scrimmage in school history...Vanderbilt has featured just five 1,000-yard season rushers, and he is the only player to accomplish that feat twice.

**SENIOR (2012):** An All-American Super Sleeper second-team selection by the NFL Draft Report...named All-Southeastern Conference second-team...captured his team's Most Valuable Offensive Player Award for the second consecutive year...led the team with 1,141 yards and 10 touchdowns on 207 carries (5.51 ypc), ranking fifth in the league with an average of 87.77 yards per game...caught 10 passes for 205 yards...named Mortgage Music City Bowl MVP and to the SEC Academic Honor Roll...tallied a season-high 180 yards at Wake Forest, performance included a 90-yard rush, the longest run in school history.

**JUNIOR (2011):** Earned team's postseason Most Valuable Offensive Player Award...named to the All-SEC second team, in addition to the league's Academic Honor Roll...broke Vanderbilt's single-season record with 1,193 rushing yards on 201 carries (5.94 ypc)...finished the year as the SEC's third-leading rusher and became just fourth Commodore to rush for more than 1,000 yards in a season...carried the ball 201 times, most by a Vanderbilt running back since Jermaine Johnson (267) in 1995...averaged 91.77 rushing yards per game...scored 84 points to tie for second in the school's all-time single-season scoring records...caught 20 passes for 106 yards...rushed for three touchdowns on three occasions...named the SEC Offensive Player of the Week for 135-yard, three-score performance against the Wildcats...scored in seven of team's final eight games.

**SOPHOMORE (2010):** Played in nine games with three starts...season ended prematurely with an injury...finished the season as the team's second leading rusher with 331 yards...saw action as a punt returner...named Offensive Player of the Week after rushing for 90 yards vs. Eastern Michigan.

**FRESHMAN (2009):** One of seven true freshmen to play for Commodores...earned four starting assignments, of his 10 games played...finished the season as the team's second-leading rusher with 478 yards and three touchdowns on 107 carries...in collegiate debut, rushed for 133 yards and one touchdown in win over Western Carolina...that total was the most by a Commodore during the 2009 campaign.

**PERSONAL:** Attended Bibb County (Centreville, Ala.) High School...voted team captain and lettered four times in football, while also competing in basketball and baseball...earned a starting role at running back as a freshman...rushed for 2,413 yards on 217 carries in senior campaign, helping Bibb County to a 10-2 mark and the second round of the Class 4A state playoffs...finalist for Alabama's 4A Mr. Football honor...earned first-team 4A All-State honors...rushed for 1,666 yards and 24 touchdowns, and caught 27 passes as a junior...two-time West Alabama Player of the Year...ended his prep career with 5,863 rushing yards and 76 touchdowns...graduated in December 2012 with a degree in special education from the Peabody College...son of Barbara Stacy...resides in Centreville, Ala.



## ZAC STACY COLLEGE STATS

Year	School	G/S	Receiving			Rushing						
			No	Yds	Avg	Lg	TD	Att	Yds	Avg	Lg	TD
2009	VANDERBILT	10/4	7	72	10.3	47	0	107	478	4.5	62	3
2010	VANDERBILT	9/3	9	32	3.6	9	0	66	331	5.0	67	3
2011	VANDERBILT	13/13	20	106	5.3	44	0	201	1193	5.9	77	14
2012	VANDERBILT	13/13	10	205	20.5	72	0	207	1141	5.5	90	10
<b>TOTALS</b>		<b>45/33</b>	<b>46</b>	<b>415</b>	<b>9.0</b>	<b>72</b>	<b>0</b>	<b>581</b>	<b>3,143</b>	<b>5.4</b>	<b>90</b>	<b>30</b>



**Height: 6-1**  
**Weight: 194**  
**Birth Date: 11/27/89**  
**Rookie**  
**FA-2013**  
**Memphis**  
**DeSmet Jesuit H.S.**  
**St. Louis, Mo.**

**Career GP/GS (playoffs): 0/0 (0/0)**



Signed with the Rams as an undrafted rookie free agent (4/29/13)...transferred to the University of Memphis from Missouri following 2012 spring drills...as a Mizzou graduate, was immediately eligible to play for Memphis in 2012...played in all 12 games, starting 10 contests in his only season as a Memphis Tiger...played in the 2013 Casino Del Sol College All-Star Game in Tucson, Ariz. (1/11/13)...combined with career at Mizzou, made 83 total tackles with 47 solo hits and 36 assists...had 14 career pass breakups and 4.5 tackles for lost yards (12 yards)...redshirted his freshman year...earned 2007 all-state first team recognition as a senior cornerback at DeSmet Jesuit...played on DeSmet's 2005 Class 6 state championship team...son of Robert and Phyllis Steeples...earned bachelor's degree in management from Missouri's College of Business...enrolled in graduate school at Memphis.



Height: 5-11  
Weight: 240  
Birth Date: 10/1/89  
Rookie  
FA-2013  
California  
Peninsula H.S.  
San Pedro, Calif.

Career GP/GS (playoffs): 0/0 (0/0)



Signed with the Rams as an undrafted rookie free agent (4/29/13)...played in 35 games with 10 starts during his five seasons at California from 2008-12 that included a full season out of action due to injury in 2011 and another in which he did not play when he redshirted as a true freshman in 2008...contributed 14 rushes for 53 yards, nine catches for 55 yards and a touchdown and one kick return for 11 yards as he totaled 146 all purpose yards...made 12 tackles...selected first-team All-Bay League and to the Daily Breeze All-Area squad as a 2007 senior at Peninsula High School when he recorded 110 tackles and 7.0 tackles for loss, while also averaging 30.0 yards per catch on 14 receptions (three touchdowns) for a total of 420 receiving yards...added All-Bay League honors in wrestling...son of Mark Stevens and Helene Mink...the younger brother of former Cal tight end Craig Stevens, who currently plays in the NFL with Tennessee...graduated with a bachelor's degree in legal studies.




Height: 6-1  
Weight: 235  
Birth Date: 9/7/90  
Rookie  
FA-2013  
Houston

Hightower High School  
Missouri City, Texas

Career GP/GS (playoffs): 0/0 (0/0)



Signed with the Rams as an undrafted rookie free agent (5/9/13)...played in 52 games at Houston...2012 first-team All-Conference USA...led all NCAA linebackers with six interceptions as a junior in 2011...2009 C-USA All-Freshman Defensive Team...received the program's Wilson Whitley Defensive Most Valuable Player award as a senior...finished 14th nationally with 11 sacks in 2012...led Conference USA and was fourth nationally with five forced fumbles...All-District and All-State honoree in high school...a member of the Houston Chronicle Top 100...majored in kinesiology-sports administration.



**Height:** 5-11  
**Weight:** 214  
**Birth Date:** 8/4/88  
**4th year (4th Rams)**  
**FA-2010**  
**South Carolina**  
**Lee H.S.**  
**Huntsville, Ala.**  
**Career GP/GS (playoffs):** 40/13  
**(0/0)**



**TRANSACTIONS:** Re-signed by the Rams as a restricted free agent (4/2/13)...signed by the Rams as an undrafted rookie free agent (4/26/10).

**PRO:** Fourth-year pro has played in 40 career games with 13 starts...totaled 105 tackles (64 solo)...established career-highs during 2011 campaign, tallied 10 passes defended, 91 tackles, and returned one interception for a touchdown.

**2012 SEASON: at Chicago (9/23):** Saw action in his first game of the season...**vs. Seattle (9/30):** Saw action on defense...**vs. Arizona (10/4):** Recorded a trio of tackles, which mark his first tackles of the season...added one pass defended...**at Buffalo (12/9):** Recorded three solo tackles and one special teams tackle...**at Seattle (12/30):** Recorded one tackle on special teams to finish with six on the year.

**2011 SEASON:** Played in 15 games, started 13...finished third on the team in tackles with 91 (55 solo)...posted a team-high six tackles for loss and led the team with 10 passes defended...**vs. Washington (10/2):** Saw action on defense...posted eight tackles (five solo)...also recorded two passes defended...added one assisted tackle on special teams...**vs. New Orleans (10/30):** Started at strong safety...returned an interception 27 yards for a touchdown to put the Rams up 31-14 late in the fourth quarter...first of his career...gave the Rams their first defensive touchdown of the season...also collected seven tackles (five solo) and one pass defended...**at Arizona (11/6):** Started at strong safety...notched three tackles (one solo)...also recorded a career high four passes defended and one caused fumble, first of career...**vs. Seattle (11/20):** Started at strong safety...collected his first sack of the season with a takedown of QB Taravaris Jackson for a loss of eight yards...split the team lead and established a new single game career with 12 tackles (seven solo)...also made one special teams tackle...**vs. Arizona (11/27):** Started at strong safety...recorded his second sack of the season in as many weeks to end Arizona's first drive of the game...recorded six tackles (four solo)...**at Seattle (12/12):** Started at strong safety...notched a career-high 12 tackles (seven solo)...added one pass defended...**vs. San Francisco (1/1/12):** Started at strong safety...notched third career sack...made four tackles (two solo)...added two special teams tackles.

**2010 SEASON:** Made the 53-man roster after signing as an undrafted free agent and played in 13 games as a rookie, mainly in the team's sub packages...recorded 11 tackles (eight solo) and one sack...also contributed four special teams tackles...**at New Orleans (12/12):** Recorded his first career sack with a takedown of QB Drew Brees in the fourth quarter for an 8-yard loss...added one solo tackle...**vs. San Francisco (12/26):** Posted three tackles (two solo).

**COLLEGE:** Started all 13 games as a senior...logged 58 tackles in 2009 (fourth on the squad) including 7.0 tackles for loss...selected to play in the East-West Shrine game...earned the Joe Morrison Award as the Defensive Player of the spring.

**PERSONAL:** Graduated from South Carolina in 2010 with a degree in retailing...attended Lee High in Huntsville, Ala...selected as Huntsville Times' Super all metro most valuable player as a senior.



## DARIAN STEWART NFL STATISTICS

### REGULAR SEASON

Year	Team	G/S	Tackles				Asst	Sk	Yds	Interceptions			TD	PD	Fumbles		
			Total	Solo	FF	FR				Yds	Int	Yds			Lg	FF	FR
2010	RAMS	13/0	8	3	5	0	0	0	0	0	0	0	0	0	0	0	0
2011	RAMS	15/13	91	55	36	3	23	1	27	27	1	10	2	0	0	0	
2012	RAMS	12/0	6	6	0	0	0	0	0	0	0	1	0	0	0	0	
<b>Total</b>		<b>40/13</b>	<b>105</b>	<b>64</b>	<b>41</b>	<b>3</b>	<b>23</b>	<b>1</b>	<b>27</b>	<b>27</b>	<b>1</b>	<b>11</b>	<b>2</b>	<b>0</b>	<b>0</b>	<b>0</b>	

**ADDITIONAL CAREER STATISTICS:** Special Teams Tackles: 2010 (4), 2011 (3), 2012 (6).  
TOTAL: 13.

### SINGLE GAME HIGHS

Total Tackles – 12, vs. Seattle (11/20/11)  
Solo Tackles – 7, vs. Seattle (11/20/11)





# DARIAN STEWART GAME-BY-GAME STATS

## 2012 ST. LOUIS RAMS

Game	W/L	P/S	T	S	A	Sk	Yds	Int	Yds	Lg	TDPD	FF	FR	Yds
@DET 9/9	L													
WAS 9/16	W													
@CHI 9/23	L	1/0	0	0	0	0.0	0	0	0	0	0	0	0	0
SEA 9/30	W	1/0	0	0	0	0.0	0	0	0	0	0	0	0	0
ARI 10/4	W	1/0	3	3	0	0.0	0	0	0	0	1	0	0	0
@MIA 10/14	L	1/0	0	0	0	0.0	0	0	0	0	0	0	0	0
GB 10/21	L	1/0	0	0	0	0.0	0	0	0	0	0	0	0	0
NE 10/28	L	1/0	0	0	0	0.0	0	0	0	0	0	0	0	0
@SF 11/11	T													
NYJ 11/18	L													
@ARI 11/25	W	1/0	0	0	0	0.0	0	0	0	0	0	0	0	0
SF 12/2	W	0/0	0	0	0	0.0	0	0	0	0	0	0	0	0
@BUF 12/9	W	1/0	3	3	0	0.0	0	0	0	0	0	0	0	0
MIN 12/16	L	1/0	0	0	0	0.0	0	0	0	0	0	0	0	0
@TB 12/23	W	1/0	0	0	0	0.0	0	0	0	0	0	0	0	0
@SEA 12/30	L	1/0	0	0	0	0.0	0	0	0	0	0	0	0	0
TOTALS	7-8-1	12/0	6	6	0	0.0	0	0	0	0	1	0	0	0

## 2011 ST. LOUIS RAMS

Game	W/L	P/S	T	S	A	Sk	Yds	Int	Yds	Lg	TD	PD	FF	FR	Yds
PHI 9/11	L	1/0	2	1	1	0.0	0.0	0	0	0	0	0	0	0	0
@NYG 9/19	L	1/0	8	3	5	0.0	0.0	0	0	0	0	0	0	0	0
BAL 9/25	L	1/1	2	1	1	0.0	0.0	0	0	0	0	0	0	0	0
WAS 10/2	L	1/0	8	5	3	0.0	0.0	0	0	0	0	2	0	0	0
@GB 10/16	L	1/0	6	6	0	0.0	0.0	0	0	0	0	1	0	0	0
@DAL 10/23	L	1/1	5	5	0	0.0	0.0	0	0	0	0	0	0	0	0
NO 10/30	W	1/1	7	5	2	0.0	0.0	1	27	27	1	1	0	0	0
@ARI 11/6	L	1/1	3	1	2	0.0	0.0	0	0	0	0	4	1	0	0
@CLE 11/13	W	1/1	7	4	3	0.0	0.0	0	0	0	0	0	0	0	0
SEA 11/20	L	1/1	12	7	5	1.0	8.0	0	0	0	0	0	0	0	0
ARI 11/27	L	1/1	6	4	2	1.0	7.0	0	0	0	0	0	0	0	0
@SF 12/4	L														
@SEA 12/12	L	1/1	11	7	4	0.0	0.0	0	0	0	0	1	0	0	0
CIN 12/18	L	1/1	6	3	3	0.0	0.0	0	0	0	0	1	0	0	0
@PIT 12/24	L	1/1	4	1	3	0.0	0.0	0	0	0	0	1	0	0	0
SF 1/1/11	L	1/1	4	2	2	1.0	8.0	0	0	0	0	0	0	0	0
TOTALS	2-14	15/1391	55	36	3.0	23.0	1	27	27	1	10	2	0	0	0

## 2010 ST. LOUIS RAMS

Game	W/L	P/S	T	S	A	Sk	Yds	Int	Yds	Lg	TD	PD	FF	FR	Yds
ARI 9/12	L	1/0	0	0	0	0.0	0.0	0	0	0	0	0	0	0	0
@OAK 9/19	L	1/0	0	0	0	0.0	0.0	0	0	0	0	0	0	0	0
WAS 9/26	W	1/0	1	1	0	0.0	0.0	0	0	0	0	0	0	0	0
SEA 10/3	W														
@DET 10/10	L	1/0	0	0	0	0.0	0.0	0	0	0	0	0	0	0	0
SD 10/17	W	1/0	0	0	0	0.0	0.0	0	0	0	0	0	0	0	0
@TB 10/24	L														
CAR 10/31	W														
@SF 11/14	L	1/0	1	0	1	0.0	0.0	0	0	0	0	0	0	0	0
ATL 11/21	L	1/0	2	2	0	0.0	0.0	0	0	0	0	0	0	0	0
@DEN 11/28	W	1/0	1	1	0	0.0	0.0	0	0	0	0	0	0	0	0
@ARI 12/5	W	1/0	1	1	0	0.0	0.0	0	0	0	0	0	0	0	0
@NO 12/12	L	1/0	1	1	0	8.0	0.0	0	0	0	0	0	0	0	0
KC 12/19	L	1/0	1	0	1	0.0	0.0	0	0	0	1	0	0	0	0
SF 12/26	W	1/0	3	2	1	0.0	0.0	0	0	0	0	0	0	0	0
@SEA 1/2/11	L	1/0	0	0	0	0.0	0.0	0	0	0	0	0	0	0	0
TOTALS	7-9	13/0	11	8	3	1.0	8.0	0	0	0	1	0	0	0	0



Height: 6-3  
Weight: 242  
Birth Date: 11/23/1990  
Rookie  
FA-2013  
Texas A&M  
Byrd H.S.  
Shreveport, La.

Career GP/GS (playoffs): 0/0 (0/0)



Signed with the Rams as an undrafted rookie free agent (5/2/13)...started 26-of-33 games at Texas A&M...logged 214 career tackles (120 solo) and 5.5 sacks...also forced one fumble and added two fumble recoveries...helped the Aggies reach their highest ranking since 1998 and their first perfect regular season road slate since 1992...recorded a single-game high 17 tackles against Florida (9/8/12)...in his first season as a starter at inside linebacker, Stewart led the team with 98 tackles, including a team-high 55 solo tackles (2011)...son of James and Helen Stewart...majored in sport management.



Height: 5-9  
Weight: 188  
Birth Date: 10/26/89  
Rookie  
FA-2013  
UTEP

Ottawa Township H.S.  
Chicago, Ill.

Career GP/GS (playoffs): 0/0 (0/0)



Signed with the Rams as an undrafted rookie free agent (5/9/13)...appeared in 40 games with 20 starts for the Miners... recorded 81 tackles, seven passes defensed and one interception as a senior...UTEP's Defensive Scout Team Player of the Year during redshirt season...first team All- NCIC Conference and first-team All-State as a senior at Ottawa Township High School in Chicago... father Phillip played for the Chicago Bears...criminal justice major.



**Height:** 6-2  
**Weight:** 320  
**Birth Date:** 8/13/88  
**1st year (1st Rams)**  
**FA-2012**  
**Miami (Fla.)**  
**Northwestern H.S.**  
**Miami, Fla.**  
**Career GP/GS (playoffs):** 0/0 (0/0)



**TRANSACTIONS:** Signed with the St. Louis Rams (12/31/12), after being added to the practice squad (9/2/12)...released by Philadelphia (8/31/12)...originally entered the NFL as a sixth round (200th overall) draft pick of the Eagles, signed (5/11/12).

**PRO:** Has not played in an NFL game.

**2012 SEASON:** Spent the year on the Rams' practice squad.

**COLLEGE:** Started all 12 games of the 2011 season for the Hurricanes...made the shift from left guard to left tackle for his junior campaign...finished the year with an overall grade of 86 percent...one of three offensive linemen to start all 13 games for the 2010 season...second on the team with 56 pancake blocks, and 11 lumberjack blocks...earned ACC Offensive Lineman of the Week honors after Virginia Tech and Duke games...leader of Miami offensive line that earned more weekly honors than any school in the league during the 2010 season...played in all 13 games as a freshman in 2009, mainly on the place-kicking unit, but made first career start at left guard against USF while playing 53 snaps and grading out at 90 percent with five pancake blocks

**PERSONAL:** Signed with Miami out of Northwestern High School in 2008...played his first three years at Edison High School...finished his high school career playing for the state and national champions Northwestern...ranked by Rivals.com as the second-best prep school player in the class of 2009...ranked as the No. 4 guard in the nation, the No. 25 player in Florida and the No. 147 player in the nation by Rivals.com out of high school...rated as the No. 14 guard in the country and the No. 43 player in Florida by Scout.com and No. 11 guard by ESPN out of high school...selected to the PrepStar All-Southeast Region team...named All-State by the Florida Sportswriters Association...ranked No. 12 on the Miami Herald South Florida Top 25...also played defensive tackle and tallied 42 total tackles (36 solo), seven sacks, two forced fumbles and four fumble recoveries.




**Height: 6-3**  
**Weight: 270**  
**Birth Date: 3/14/89**  
**Rookie**  
**FA-2013**  
**Oklahoma**

**Keller Fossil Ridge H.S.**  
**Ft. Worth, Texas**

**Career GP/GS (playoffs): 0/0 (0/0)**



Signed with the Rams as an undrafted rookie free agent (5/9/13)...played in all 13 games with six starts at defensive end as a senior...with the Oklahoma Sooners, saw action in all 13 games during junior campaign in which he had sacks vs. Tulsa, Florida State, Kansas and Iowa...had his first career multiple sack game with two in the Insight Bowl...was a High School EA Sports All-American...named the 2008 Southwest Defensive Player of the year by SuperPrep Magazine...Parade All-American...selected to play in the 2008 U.S. Army All-American Bowl.



Height: 6-2  
 Weight: 500  
 Birth Date: 1/7/81  
 10th year (2nd Rams)  
 UFA(GB)-2012  
 Tennessee  
 Brentwood (Tenn.) Academy  
 Brentwood, Tenn.  
 Career GP/GS (playoffs): 118/107  
 (9/8)



**TRANSACTIONS:** Activated from reserve/injured-designated to return (11/20/12)...placed on reserve/injured (designated for return) (9/11/12)...signed with the Rams as a free agent (3/17/12)...signed contract extension (11/6/06)...signed to active roster (10/2/04)...re-signed by Packers to practice squad (9/7/04)...waived by Packers (9/5/04)...signed first contract (7/29/04)...originally selected by Green Bay Packers in seventh round (251st overall) in 2004 NFL Draft (4/25/04).

**PRO:** Ninth-year center who earned his first Pro Bowl honor following the 2011 season...earned All-NFC recognition from Pro Football Weekly in 2010...gritty veteran who has started 47 straight games (including playoffs) at center...played in 111 games with 100 starts...responsible for designating the majority of the blocking assignments at the line of scrimmage for the Packers and has been credited for some of the offense's success in hostile, noisy road environments...a key blocker in Ryan Grant's back-to-back 1,200-yard rushing seasons, making Grant only the third running back in Packers history to accomplish the feat...known for his textbook technique and explosive strength.



**2012 SEASON:** Opened the season as starting center...missed nine games due to foot injury and returned in Week 12 win at Arizona...**at Detroit (9/9):** Started at center in his first game as a member of the St. Louis Rams...left the game with a foot injury...placed on reserve/injured (designated for return) on September 11...activated from reserve/injured-designated to return (11/20)...**at Arizona (11/25):** Started at center...helped the Rams tally 173 rushing yards...**vs. Minnesota (12/16):** Started at center...helped QB Sam Bradford throw for a career-high 377 yards...**at Tampa Bay (12/23):** Started at center...helped hold Tampa Bay to zero sacks...**at Seattle (12/30):** Started at center...with his performance against Seattle he became a part of an offensive line that did not allow a sack over the course of nine consecutive quarters, last sack came in Week 15 against the Vikings during the third quarter.

**2011 SEASON:** First Green Bay center to be named to the Pro Bowl since Mike Flanagan in 2003...named to *Sports Illustrated's* Midseason All-Pro team...one of only two players (joining G T.J. Lang) to start every game in 2011, and was the only one to do so at the same position...helped the offense finish the season ranked No. 3 in the NFL at 405.1 yards and No. 1 in scoring at 35.0 points per game...**vs. Denver (10/2):** Cleared the way for a 500-yard net output and six touchdown drives...allowed QB Aaron Rodgers to become the first QB in NFL history to throw for 400-plus yards, four touchdowns and have two rushing touchdowns in the same game...line allowed just two sacks in 40 dropbacks and allowed for a 4.0-yard per carry average in the run game (111 yards on 28 attempts)...**at Atlanta (10/9):** Helped maintain communication and cohesiveness up front in a hostile environment, even though the line played the bulk of the game without either of its starting tackles...created time for Rodgers to throw for 396 yards and two touchdowns, the fourth-highest yardage output by a Green Bay QB on the road in team history...offense scored 25 unanswered points between the second and fourth quarters, embarking on five scoring drives in six possessions after the team fell behind 14-0...**at San Diego (11/6):** Keyed an efficient offense that cranked out five scoring drives and 31 points in eight possessions and allowed Rodgers to post a passer rating of 145.8 during the game...also helped Rodgers become the first QB in NFL history to have 2,600 yards and 24 touchdowns through eight games of the season...**vs. Minnesota (11/14):** Part of an OL that protected for another proficient Rodgers passing outing, one that saw him complete 23-of-30 for 250 yards and four touchdowns...offense produced six scoring drives, including four consecutive touchdowns to open the second half that put the game out of reach...**vs. Tampa Bay (11/20):** Helped neutralize former college teammate and powerful DT Albert Haynesworth, limiting the veteran to just one tackle and helping clear the way for five touchdown drives and Rodgers' NFL record 10th consecutive 100-plus passer rating game (112.3)...**vs. Chicago (12/25):** Helped clear the way for the offense to produce five touchdown drives despite a time of possession just over the 24-minute mark...despite replacement starters at both LG and RT, the OL kept Rodgers upright as he was not sacked for the first time in 2011 and tied the franchise record with five touchdown passes in the game...set the franchise's single-season passing yardage record and became the first player in NFL history to have 13 100-plus passer rating games in a season...**vs. Detroit (1/1):** Protected for what was a prolific offensive performance that produced a season-high 550 yards (third-highest single-game total in team history), 27 first downs and seven scoring drives (six TD, one FG) during the game...steady protection throughout the game allowed Flynn break the franchise's single-game passing yardage (480) and TD passes (six) records in what was the Packers' fifth 45-point output of the season.

**2010 SEASON:** Started all 16 games at center, plus all four postseason contests...part of an offense that ranked No. 9 in the league in total yards, the fifth straight year the offense has ranked in the top 10...helped the offense average 384.6 yards in five road dome games (including playoffs), generally considered the toughest environments in which to operate...earned All-NFC honors from Pro Football Weekly...**vs. San Francisco (12/5):** Helped the offense rack up 136 rushing yards, 410

net yards and a time of possession of 37:11...**vs. N.Y. Giants (12/26):** Part of one of the offense's most impressive performances, which included 27 first downs, 515 net yards and a time of possession of 37:01... **NFC Wild Card at Philadelphia (1/9/11):** Part of an offensive line that paved the way for RB James Starks to rush for 123 yards, a club postseason record... **NFC Divisional at Atlanta (1/15/11):** Helped direct the offense's best game in a road dome, with the unit totaling 28 first downs, 442 net yards, a time of possession of 38:19 and a franchise postseason-record 48 points...**Super Bowl XLV vs. Pittsburgh (2/6/11):** Responsible for line calls and pressure pick-ups against the Steelers' dynamic blitz scheme... threw several key blocks against members of Pittsburgh's front line...held his ground against five-time Pro Bowl NT Casey Hampton to create a throwing lane for QB Aaron Rodgers' 21-yard TD pass to WR Greg Jennings in the second quarter... adjusted to block DE Ziggy Hood on a crucial third-and-10 in the fourth quarter, allowing for Rodgers' 31-yard strike to Jennings, and on the next snap, walled off Hampton on Starks' game-long 14-yard run, leading to a field goal for the game's final points.

**2009 SEASON:** Played in 15 games with 14 starts...also started the Wild Card contest...did not play in the season opener but took over at C in Week 2 when LT Chad Clifton went out with an ankle injury...part of a line that blocked for Grant's career-high 1,253 rushing yards, his second straight 1,200-yard season, and a member of an offense that ranked No. 6 in total yards... helped the Packers become the first team in NFL history to have a 4,000-yard passer, a 1,200-yard rusher and two 1,000-yard receivers in back-to-back seasons...**at St. Louis (Sept. 27):** Started at center...blocked for Grant's 99 yards on 26 carries, including 50 yards in the fourth quarter...part of a line that did not allow a sack of Rodgers in the final three quarters...**vs. Detroit (Oct. 18):** Helped block for Packers' 435 yards of total offense...part of a line that protected Rodgers on his way to 358 passing yards, giving him back-to-back games with 350-plus yards for the first time in his career...**at Cleveland (Oct. 25):** Part of a line that did not allow a sack of Rodgers...blocked for Grant's season-high 148 yards on 27 carries (5.5 avg.)... team's 202 yards on the ground were also a season best...**vs. Seattle (Dec. 27):** Started and helped block for team's 153 rushing yards and five touchdowns on 32 carries (4.8 avg.)...marked first time the Packers posted five rushing touchdowns in a game since Oct. 9, 1988, vs. New England...**NFC Wild Card at Arizona (1/10/10):** Started and helped offense post team playoff-record 493 total yards, including franchise-best 423 yards passing from Rodgers.

**2008 SEASON:** Started 13 games...blocked for Grant's (then) career-high 1,203 rushing yards...inactive for the first two games with back/trunk injury...**at Tampa Bay (9/28):** Started first game of the season...**vs. Indianapolis (10/19):** Part of a line that did not allow a sack...blocked for Grant's 105 rushing yards...**vs. Chicago (11/16):** Helped pave the way for team's 200 rushing yards, including season-high 145 from Grant.

**2007 SEASON:** Played in 14 games with 13 starts...started both playoff contests...**vs. Minnesota (11/11):** Returned to starting lineup...part of a line that helped Green Bay amass a season-high 488 yards...held the Vikings without a sack...**at Detroit (11/22):** Helped pave the way for 481 yards of total offense and 101 yards rushing for Grant...did not allow a sack...**Vs. Oakland (12/9):** Part of an offense that totaled 455 yards and 179 rushing yards...held the Raiders' defense to zero sacks... **NFC Divisional vs. Seattle (1/1/08):** Part of an offensive line that assisted Grant to 201 yards and three rushing TDs, both Packers playoff records.

**2006 SEASON:** Started all 16 games...played a team-high 99.8 percent of offensive snaps (1,115 of 1,117), missing just two plays in Week 15 when his shoe came off...played every snap on an offensive line that didn't allow a sack from the fourth quarter vs. New Orleans (Sept. 17) to the second quarter vs. St. Louis (Oct. 8); the streak covered 108 passing plays and included a shutout at Philadelphia (Oct. 2) against the Eagles' attacking defense...**vs. Arizona (10/29):** Helped the offense amass 203 yards on the ground (383 total) including 100-yard performances from both Green (106) and Vernand Morency (101), the first time since 1985 the Packers had a pair of 100-yard rushers in the same game...**at Minnesota (11/12):** Part of an offensive line that did not give up a sack, helping QB Brett Favre throw for a season high 347 yards and two touchdowns.

**2005 SEASON:** Played in all 16 games with 10 starts...started twice at center for Flanagan (sports hernia), and eight games at left guard...**vs. New Orleans (10/9):** Started at center...**at Atlanta (11/13):** Started at left guard...held the job for the remainder of the season...**at Philadelphia (11/27):** Started and helped pave the way for Gado's 111 rushing yards, only three days after he and his wife lost their unborn twins in a personal tragedy...**Vs. Detroit (12/11):** Part of an offensive line in 16-13 win that helped produce 330 total yards, including Gado's 171 on the ground, the franchise's rookie rushing record.

**2004 SEASON:** Played in five regular-season games, with two starts...also played in playoff game...waived by the Packers Sept. 5 and re-signed two days later to the practice squad, where he spent the season's first three weeks...promoted to the active roster Oct. 2, when Flanagan (knee) went on injured reserve...**at Houston (11/21):** Made his NFL debut in Sunday night contest, on special teams...**vs. Detroit (12/12):** Made his first pro start...helped Packers to 116 yards rushing in 16-13 win...became the seventh center to start during Favre's streak, and the team's first rookie starting C since Bill Cherry (Oct. 12, 1986, vs. Detroit)...**vs. Jacksonville (12/19):** Started and assisted the Packers to 444 yards of total offense.

**COLLEGE:** Four-year letterwinner at Tennessee (2000-03)...played in 50 career games with 49 consecutive starts, at the time the third-longest streak in college football history among offensive linemen...a redshirt freshman when Clifton was a senior... earned two B.A. degrees (history and sociology)...senior season (2003), as a team captain, started every game for a third straight season...earned second-team All-Southeastern Conference honors (coaches, *The Associated Press*)...wore No. 67 at Auburn (Oct. 4) to honor teammate Chuck Prugh, hospitalized with a serious illness...junior season (2002), started all 13 games for a Volunteer team that averaged 353.2 yards per game...sophomore season (2001), started all 13 games...part of a line that helped clear the way for RB Travis Stephens to rush for a school single-season record 1,464 yards...redshirt freshman season (2000), played in 11 games with 10 starts...earned third-team freshman All-America honors from *Sporting News* and freshman All-SEC recognition from the *Knoxville News-Sentinel*.

**PERSONAL:** Given name Scott Darvin Wells...born in West, Texas...married to Julie; the couple has three children – son, Jackson Wayne, 7, daughter, Lola Faith, 4, and son, Kingston Knox, 1...the Wells family considered their daughter a true

blessing and gift from God after losing premature twins the previous year; all the faith they needed to get through the tragedy led to the selection of her middle name...High school: A PrepStar and CNN/ Sports Illustrated All-America selection at Brentwood (Tenn.) Academy...two-time all-state, all-region and alldistrict pick...Division II Class A "Mr. Football" in 1998 after leading Brentwood (11-1) to the state finals...played G, DE and NT...recorded 12 sacks on defense as a junior and 14 as a senior...lettered four years in football, four in track and four in wrestling...spent his freshman and sophomore years at Brookville (Pa.) Area High School...won three wrestling titles, two in Greco-Roman and one in freestyle...ranked as the nation's No. 1 high school heavyweight wrestler (177-11 career record)...threw discus and shot put in track events...in 2005, signed autographs for the American Red Cross in exchange for cash donations for hurricane relief...co-hosted two radio shows during the 2006 season and worked in conjunction with those stations to raise money for the Autism Society of the Fox Valley as well as the March of Dimes, and continues to be involved in both causes...participated regularly in the Edgar Bennett Celebrity Bowl-A-Thon, Al Harris Stars and Strikes Celebrity Bowling Event, Brett Favre Celebrity Softball Game, Mark Tauscher's TRIFECTA Foundation golf event, dinners to benefit the Donald Driver Foundation, and the Families of Children with Cancer holiday party...the past few years, his family has participated in The Salvation Army's Adopt-a-Family program through the Packers Women's Association, buying presents and household supplies for needy families in the area...involved with Gospel for Asia, which helps benefit Christian missionaries in Asia...involved in visits to the Tennessee Children's Home and made other hospital visits while in college...helped with clean-up efforts following spring flooding in Nashville area in May 2010...away from the field, likes to spend time with his family...enjoys deep-sea fishing, particularly in the Gulf Coast region...also enjoys handgun target shooting...may go into coaching after football and is also interested in a career in broadcasting...has worked as a volunteer wrestling coach at his high school in the offseason...splits residence between Brentwood, Tenn., and Green Bay.

**WELLS' Games Played-Starts:** St. Louis: 2012 (7/7). Green Bay: 2011 (16/16), 2010 (16/16), 2009 (15/14), 2008 (13/13), 2007 (14/13), 2006 (16/16), 2005 (16/10), 2004 (5/2). **TOTALS:** (118/107). **POSTSEASON TOTALS:** (9/8).

**Additional Statistics:** Miscellaneous tackles - 1 in 2005, 2 in 2006, 1 in 2007, 1 in '07 playoffs, 2 in 2008, 1 in 2009, 1 in 2010; NFL total: 8. Fumbles-Lost - 2-0 in 2005, 4-3 in 2006, 2-0 in 2007, 1-1 in 2008, 1-0 in 2009; NFL totals: 10-4.





**Height:** 6-6  
**Weight:** 320  
**Birth Date:** 8/26/89  
**6th year (2nd Rams)**  
**FA-2013**  
**Vanderbilt**  
**Catholic H.S.**  
**Baton Rouge, La.**  
**Career GP/GS (playoffs):** 53/38  
 (2/2)



**TRANSACTIONS:** Signed with St. Louis (10/22/12)...released by Chicago (10/16/12)...signed a five year contract with the Bears (7/23/08)...selected by Chicago in the first round (14th overall) of the 2008 NFL Draft (4/26/08).

**PRO:** Played in 53 career games, including 38 starts...started 20 games at LG, 11 games at RT and 7 games at LT with the Bears...started two postseason contests at LG.

**2012 SEASON:** Signed with St. Louis (10/22)...played in three games with the Rams, declared inactive for six games.

**2011 SEASON:** Started all 9 games he played in at LG...started at RG when Matt Forté rushed for 205 yds vs. CAR (10/2), tied for 2nd most in Bears single-game history...placed on Injured Reserve due to hand injury (11/14). GAMES PLAYED-STARTED: 9-9

**2010 SEASON:** Started all 13 games he played in, including 2 at LT and 11 at LG...helped block for RB Matt Forté, who rushed for 1,069 yards...started both postseason contests at LG.


**2009 SEASON:** Started all 16 games, with 11 at RT and 5 at LT...one of three offensive linemen to start all 16 games...helped block for Jay Cutler who threw for 3,666 yards, the second highest total in franchise history.

**2008 SEASON:** Played in nine games, seeing action at LT, on special teams and in short-yardage situations...missed the first 7 games due to a back injury.

**COLLEGE:** Four-year letterwinner at Vanderbilt (2004-2007) appeared in 36 games at left tackle and left guard, finishing his college career with 33 consecutive starts...started all 24 contests over his junior and senior season at left tackle...received first-team all-SEC honors as a senior and second-team all-SEC accolades as a junior...two-time recipient of Vanderbilt's Most Valuable Offensive Lineman Award...surrendered just two sacks over his final two seasons (24 games) as a Commodore...selected to first-team all-SEC as a senior, becoming the first Vanderbilt player to receive such accolades in 23 years after allowing just 1 sack all season...earned "winning" blocking grade in every game as a senior en route to being named the team's Most Valuable Offensive Lineman...as a junior, all-SEC second-team selection as he started all 12 games at left tackle, surrendering just 1 sack all season...honored as the team's Most Valuable Offensive Lineman by the coaches...played all 12 games as a sophomore, starting the final 9 contests at left guard...also saw time at left tackle...selected as Offensive Player of the Week in his first collegiate start...helped QB Jay Cutler lead the SEC in passing yards (3,073), passing yards per game (279.4) and completions (273)...did not play in any games as a redshirt freshman.

**PERSONAL:** Attended Catholic H.S. in Louisiana, earning all-region and all-conference recognition as a senior on a team that went 10-2 and won a district title...did not start until his senior season...named to 5A all-state Academic Team and was vice president of National Honor Society...son of Joseph and Sandres Williams...named Strength and Conditioning All-American following 2007 season by National Strength and Conditioning Association...majored in Human and Organizational Development.

**WILLIAMS' Games Played Stats:** RAMS 2012 (3/0), Bears 2011 (9/9), 2010 (13/13), 2009 (16/16), 2008 (9/0). **TOTAL:** 53/38 (2/2). Career GP/GS (playoffs): 53/38 (2/2)



Height: 6-2  
 Weight: 238  
 Birth Date: 7/6/89  
 2nd year (2nd Rams)  
 FA-2012  
 Stephen F. Austin  
 Garrison H.S.  
 Nacogdoches, Texas  
 Career GP/GS (playoffs): 7/0 (0/0)




**TRANSACTIONS:** Signed with the Rams (12/31/12), after being added to the practice squad (11/21/12)...released from the Chicago Bears (8/31/12), after being acquired via waivers (10/27/11)...originally entered the NFL as a seventh round (228th overall) draft pick of St. Louis in 2011.

**2012 SEASON:** Added to the Rams practice squad (11/21/12).

**2011 SEASON:** Saw action on special teams with the Rams in two games...released by St. Louis (10/26/11), acquired via waivers by Chicago (10/27/11)...played in five games.

**COLLEGE:** Named 2010 Southland Conference Defensive Player of the Year...named Sports Network Third-Team All-America in 2010 and Second-Team in 2009...earned Third-team All-America honors from the Associated Press as a senior...three-time All-Southland Conference First-Team performer...career totals include 411 tackles, 7.0 sacks, four interceptions and 19 passes defended...saw action on both offense and defense during his career.

**PERSONAL:** Son of Harold Polley and Irian Williams...earned all-district honors at running back as a senior at Garrison High School... a two-time first-team all-district selection...named team MVP as a senior...graduated school's second all-time single-season leading rusher (1,491 yards in nine games)...guided Garrison to the 2005 area championship... also lettered in basketball and track...born July 6, 1989, in Nacogdoches, Texas.



Height: 6-1  
 Weight: 240  
 Birth Date: 8/19/1980  
 12th Year (5th Rams)  
 UFA(TEN)-2013  
 Georgia  
 Rutherford H.S.  
 Panama City, Fla.  
 GP/GS (playoffs): 173/150 (8/8)



**TRANSACTIONS:** Signed with St. Louis as an unrestricted free agent (7/22/13)...Signed with Tennessee as unrestricted free agent (3/10/10)...Traded to Philadelphia in exchange for WR Brandon Gibson and an undisclosed draft pick (10/20/09)...Signed by St. Louis as an unrestricted free agent (3/12/06)...selected by Carolina in the third round (73rd overall) of the 2002 NFL Draft (4/20/02).

**PRO:** Twelfth-year NFL veteran begins his second stint in St. Louis...has played middle linebacker and weakside linebacker during career...1,090 career tackles (778 solo)...career-high 7.0 sacks in 2007...became first linebacker to lead the Rams in sacks since Kevin Greene had 10.0 in 1992...has 26.0 career sacks...career-high 136 tackles in 2006...25 career double-digit tackle games, including playoffs...generated career-high 16 tackles vs. New England 2/1/04 in Super Bowl XXXVIII...two-time USA Today All-Joe Team selection (2003, 2007).

**2012 SEASON:** Played in 14 games with five starts at linebacker and tallied 48 tackles, an interception return for touchdown, a sack, three tackles for loss and a forced fumble. Was inactive for two games...**at San Diego (9/16):** Started at middle linebacker and totaled 11 tackles, including a sack, two stops for loss and a forced fumble...**vs. Detroit (9/23):** Started at middle linebacker and posted 11 tackles, including a stop for loss...**at Indianapolis (12/9):** Saw action as a reserve at linebacker and tallied six tackles, including an interception returned for a touchdown...at Green Bay (12/23), started at linebacker and totaled six tackles.

**2011 SEASON:** Played in every game for the sixth consecutive season of his career, while posting 14 starts...collected 62 tackles, 2.0 sacks, one quarterback pressure, three tackles for loss, one interception, three passes defended, one forced fumble and two fumble recoveries...**at Jacksonville (9/11):** Started at weakside linebacker and posted six tackles and a fumble recovery...**vs. Denver (9/25):** Started at weakside linebacker and notched four tackles, including a sack and a game-sealing interception...**at Cleveland (10/2):** Started at weakside linebacker and collected nine tackles and a team-best two passes defended...**vs. Houston (10/23):** Started at weakside linebacker and recorded five tackles...**at Carolina (11/13):** Started at weakside linebacker and tallied two tackles, a sack and a forced fumble...**vs. New Orleans (12/11):** Started at weakside linebacker and tied for the team lead with 10 tackles and a quarterback pressure...posted a solo special teams tackle.

**2010 SEASON:** Started all 16 games at linebacker for Tennessee and collected 99 tackles, including five tackles for loss and 10 passes defended...tied for third on the team with two interceptions...**vs. Oakland (9/12):** Posted six tackles and a sack...**vs. Pittsburgh (9/19):** Collected six tackles, a sack and a forced fumble. Came on a blitz and strip-sacked Dennis Dixon for a 16-yard loss and the loose ball was recovered by Dave Ball in the first quarter...**at N.Y. Giants (9/26):** Collected four tackles, a sack and a pass defended...thwarted a Giants' scoring chance by deflecting an Eli Manning pass at the goalline and the ball was intercepted by Jason McCourty in the end zone during the first quarter...became the first Titans linebacker since Keith Bulluck in 2004 to notch a sack in three consecutive games...**vs. Denver (10/3):** Tipped a Kyle Orton pass that was then intercepted by Michael Griffin in the fourth quarter...**at Dallas (10/10):** Posted three tackles and a team-best three passes defended...**at San Diego (10/31):** Notched 10 tackles, including a stop for loss...**vs. Washington (11/21):** Recorded six tackles, including a tackle for loss, and added an interception...halted a potential Redskins' scoring drive by intercepting a pass intended for Joey Galloway in the second quarter...**vs. Jacksonville (12/5):** Matched a season high with 10 tackles...**at Kansas City (12/26):** Recorded eight tackles and an interception.

**2009 SEASON:** Started the first five games of the season at weakside linebacker for the Rams before being traded to the Eagles on Oct. 20, 2009...appeared in 11 regular season games with 10 starts for the Eagles and collected 68 tackles, a sack, an interception, a forced fumble and six passes defended...totaled 36 tackles and a quarterback pressure in five games with St. Louis...played in 17 regular season games in 2009, becoming one of just five players to do so in the bye era (since 1990)...**at Seattle (9/13):** Started at weakside linebacker, marking his 100th career start...**at Washington (10/26):** In his first game with Eagles, recorded a sack and an interception return for a touchdown...became the second player in NFL history to do so in his first game with a new team.

**2008 SEASON:** Played in 16 games with 12 starts...finished third on the team with 88 tackles (61 solo)...**at Seattle (9/21):** Recorded a team-high and season-high 12 tackles (eight solo) and 1.0 sack...**vs. Dallas (10/19):** Made first interception as a Ram and returned it 2 yards...added five tackles (three solo).

**2007 SEASON:** Started all 16 games at middle linebacker for the Rams...led team in tackles with 132 stops (103 solo)...career-high 7.0 sacks...posted at least 1.0 sack in five consecutive games between Weeks 8-13...became first linebacker in

15 years to lead the Rams in sacks since Kevin Greene had 10.0 in 1992...winner of team's Daniel F. Reeves Memorial Award given to Rams' MVP...USA Today All-Joe Team selection, the second of his career...**vs. San Francisco (9/16)**: Led team with 11 tackles (nine solo)...**at Seattle (10/21)**: Tied career-high 16 tackles (15 solo)...**vs. Cleveland (10/28)**: 10 tackles (10 solo) led all defenders...notched second sack of the season...first back-to-back double-digit tackle games since 2005...**at New Orleans (11/11)**: Seven tackles led team for third consecutive week...tallied third sack of the season and forced fumble...lined up at defensive end in pass rushing situations...**vs. Seattle (11/25)**: Tied single-game career-high 2.0 sacks...second career multi-sack game, previously accomplished at Seattle 11/12/06...fourth consecutive contest with at least 1.0 sack.

**2006 SEASON**: Led the team in tackles with 136 (104 solo)...**at San Francisco (9/17)**: Led the team with then career-high 13 solo tackles...**vs. Seattle (10/15)**: Tied career high with a team-high 13 tackles...**at San Diego (10/29)**: Made 13 tackles...**at Seattle (11/12)**: Led the team with 10 tackles and recorded first two sacks of the season.

**2005 SEASON**: Led Panthers in tackles for second straight season...**vs. New York Jets (11/13)**: Fourth-quarter interception returned a career-long 35 yards for touchdown off QB Brooks Bollinger...**vs. Dallas (12/24)**: Season-high 12 tackles (10 solo) with 1.0 sack and one pass defensed.

**2004 SEASON**: Led Panthers with 110 tackles...**at San Francisco (11/14)**: Season-high 11 tackles (eight solo), adding one forced fumble, 1.0 sack, and one interception off 49ers' QB Tim Rattay...**vs. Arizona (11/21)**: Had third straight week with double-digit tackle game as he made 10 tackles (eight solo), adding 1.0 sack on Cardinals' QB Shaun King.

**2003 SEASON**: Named to USA Today All-Joe team after finishing second on team in tackles...**at New Orleans (10/26)**: Six tackles (five solo) with two passes defensed and first career interception off Saints' QB Aaron Brooks...**vs. New England (2/1/04)**: Made career-high 16 tackles (six solo) in Super Bowl XXXVIII.

**2002 SEASON**: Played in 15 games as rookie, starting eight...**at Atlanta (10/20)**: Made first NFL start at Atlanta 10/20 at weakside linebacker, making nine tackles (six solo)...**vs. Cincinnati (12/8)**: Tied for team-lead with 12 tackles (eight solo) with first career forced fumble and first career full sack on Bengals' QB Jon Kitna.

**COLLEGE**: Three-year starter at Georgia...finished Bulldogs' career with 211 tackles, one fumble recovery, one forced fumble, 3.5 sacks, seven passes defensed, and 15 quarterback pressures...showed versatility, starting at middle linebacker as sophomore, strongside linebacker as junior, and weakside linebacker as senior...started nine games at weakside linebacker as senior, posting 43 tackles, 1.0 sack, one forced fumble, one pass defensed, and six quarterback pressures...started 10 games at strongside linebacker as junior in 2000, finishing third on team with career-high 85 tackles...added 2.0 sacks, one fumble recovery, four passes defensed, three quarterback pressures, and team-high 10 special teams stops.

**PERSONAL**: Born William Cordell Witherspoon in San Antonio, Texas...son of retired military officer, has lived in Germany, England, and Arizona...with father stationed abroad, family lived in the community instead of military bases so the children could broaden education and better experience that country's culture...moved from defensive end to linebacker prior to senior year at Rutherford High in Panama City, Fla., earning USA Today Player of the Year for Florida after leading team to 13-1 record and second-place finish in state playoffs...also lettered in track, competing in 100- and 200-meters...state long-jump champion as senior with jump of 26' 10.5"...enjoys speaking at schools and visiting children's hospitals...married with daughters, Layne, Maya and Shaye.



## WILL WITHERSPOON NFL STATISTICS

### REGULAR SEASON

Year	Team	G/S	Tackles					Interceptions					Fumbles			
			Total	Solo	Asst	Sk	Yds	Int	Yds	Lg	TD	PD	FF	FR	Yds	
2002	Carolina	15-8	88	49	39	1.5	17.0	0	0	0	0	5	1	1	0	
2003	Carolina	16-16	114	76	38	1.0	9.0	1	10	10	0	4	0	0	0	
2004	Carolina	16-16	110	82	28	3.0	23.0	4	48	25	0	5	2	1	0	
2005	Carolina	16-15	109	78	31	2.5	13.0	2	35	35t	1	13	0	0	0	
2006	RAMS	16-16	136	104	32	3.0	8.0	0	0	0	0	9	1	1	0	
2007	RAMS	16-16	132	103	29	7.0	54.0	0	0	0	0	10	2	1	0	
2008	RAMS	16-12	88	61	27	1.0	10.0	1	2	2	0	2	0	1	0	
2009	RAMS/Phi	17-16	104	77	27	1.0	2.0	1	9	9t	1	7	1	0	0	
2010	Tenn	16-16	99	65	34	3.0	33.0	2	11	9	0	10	1	0	0	
2011	Tenn	16-14	62	51	11	2.0	7.0	1	7	7	0	3	1	2	2	
2012	Tenn	14-5	48	32	16	1.0	2.0	1	40	40t	1	2	1	0	0	
<b>Total</b>			<b>173-150</b>	<b>1,090</b>	<b>778</b>	<b>312</b>	<b>26.0</b>	<b>176.0</b>	<b>13</b>	<b>162</b>	<b>40t</b>	<b>3</b>	<b>73</b>	<b>10</b>	<b>7</b>	<b>2</b>

#### SINGLE GAME HIGHS

Total Tackles - 16, at Seattle (10/21/07)  
 Sacks - 2.0, twice, last vs. Seattle (11/25/07)  
 Interceptions - 1, many times, last at Indianapolis (12/9/12)  
 Interception Long - 40t at Indianapolis (12/9/12)

**ADDITIONAL CAREER STATISTICS: Touchdowns** - 3 (35-yard interception vs. New York Jets (11/13/05), nine-yard interception return at Washington (11/29/09), 40-yard interception return at Indianapolis (12/9/12).

**Special Teams Tackles**: 2002 (9), 2003 (3), 2004 (1), 2005 (2), 2006 (3), 2007 (3), 2009 (1), 2011 (2), 2012 (2).



## POSTSEASON

Year	Team	G/S	Tackles					Yds	Interceptions				Fumbles		
			Total	Solo	Asst	Sk	Yds		Int	Yds	Lg	TD	PD	FF	FR
2003	Carolina	4-4	37	20	17	1.0	7.0	0	0	0	0	1	1	0	0
2005	Carolina	3-3	20	14	6	1.0	5.0	0	0	0	0	2	1	0	0
2009	Philadelphia	1-1	6	5	1	0.0	0.0	0	0	0	0	1	0	0	0
<b>Total</b>		<b>8-8</b>	<b>63</b>	<b>39</b>	<b>24</b>	<b>2.0</b>	<b>12.0</b>	<b>0</b>	<b>0</b>	<b>0</b>	<b>0</b>	<b>4</b>	<b>2</b>	<b>0</b>	<b>0</b>

### PLAYOFF SINGLE GAME HIGHS

Total Tackles – 16, vs. New England (2/1/04)

Sacks – 1.0, twice, last at New York Giants (1/6/06)



Height: 5-11  
Weight: 175  
Birth Date: 9/21/89  
Rookie  
FA-2013  
UTEP

Brazosport High School  
Freeport, Texas

Career GP/GS (playoffs): 0/0 (0/0)



Signed with the Rams as an undrafted rookie free agent (5/9/13)...started all 10 games as a senior at UTEP and recorded 44 tackles, six passes defended and two interceptions...played in nine games as a junior...first-team All-Conference choice at Kilgore College where he accumulated 10 pass break-ups and three interceptions in 2010...was chosen All-District as a junior and senior and was a three-time All-County selection at Brazosport High School...earned three letters in basketball, and secured placement on the All-District and All-County teams on multiple occasions...multidisciplinary studies major.



Height: 6-0  
Weight: 187  
Birth Date: 12/27/87  
2nd year (2nd Rams)  
D6-2012

Missouri Western  
Pius X H.S.  
Lincoln, Neb.

Career GP/GS (playoffs): 16/0  
(0/0)



**TRANSACTIONS:** Selected by St. Louis in the sixth round (150th overall) of the 2012 NFL Draft (4/28/12).

**2012 SEASON:** Made seven field goals from 50 yards or more...broke the franchise record for 50+ yard field goals in a season...made his first 15 field goal attempts of his career and finished the year 23-for-31 overall...with seven field goals of 50 yards or more, he owns team record in the category and ranks second all time among NFL rookies...kicked the longest field goal by a rookie in league history (60 yds.)...broke the franchise record for longest field goal (60 yds.) and owns three of the four longest field goals in Rams history...in Week 4 became the first kicker in league history to kick a 50-plus and 60-plus yard field goal in the same game...set a new franchise record for most consecutive field goals by a rookie (15)...**at Chicago (9/23):** Converted his first 50-plus yard field goal of his career, after clearing a 56-yard field goal...kick is good for second longest in franchise history, longest kick in Soldier Field history...scored all of the Rams' points (six) after hitting two-of-two field goals (56, 46)...**vs. Seattle (9/30):** Converted a 60-yard field goal, which set a new franchise record and marked the second longest kick of the season in the NFL, behind San Francisco's David Akers who kicked a 63-yard field goal...kicked a career-high four field goals (58, 48, 60, 24)...tied for third place in franchise history for most 50-plus yard field goals made in a season with three...remains perfect on the year in field goals, going 12-for-12, marking the most consecutive field goals made by a Rams rookie in team history...**vs. Arizona (10/4):** Hit his fourth field goal over 50 yards (53)...**at Miami (10/14):** Converted 48- and 32-yard field goals in the first quarter to give him 15 consecutive field goals made to start his career...currently 10-for-12 on 40-plus yard field goals...**vs. San Francisco (12/2):** Sent the team to overtime with a 53-yard field goal...converted a game-winning 54-yard field goal...only three other players have kicked field goals of at least 50 yards to send a game to overtime and then win it (Green Bay's Chris Jacke, 1996; Indianapolis' Mike Vanderjagt, 2002; Denver's Matt Prater, 2011)...he is the first NFL kicker to tie a game with a field goal of 50-plus yards as time expired in the fourth quarter and kick an overtime field goal of 50-plus yards in the same game...set a new NFL record for most field goals of 53 yards or longer (six) after hitting his game-winning 53-yarder, the previous best was set by Jason Hanson with five in 2008...he now has seven field goals of 50-plus yards, he's now one shy of tying Morten Anderson's NFL record of seven set in 1995 and later tied by Jason Hanson in 2008.

**COLLEGE:** Was named All-American by six different organizations following his senior season...three-time selection to First-Team All-Mid America Intercollegiate Athletic Association and also earned MIAA Special Teams Player of the year as a senior... finished his career at Missouri Western after transferring from Nebraska-Omaha when UNO dropped its football program.

**PERSONAL:** Played at Pius X High School in Lincoln...All-class, all-state selection as a placekicker as a junior and senior... set state mark for most field goals in a season with 12...converted 43-of-45 PATS and went 12-for-16 on FGs with a long of 52 yards...also lettered in soccer...a 2005 Sports Illustrated preseason high school All-American...majored in business...name is pronounced ZOO-uh-line.

#### NFC Special Teams Player of Week 4

Greg "The Leg" Zuerlein is the first player in NFL history with a 60-yard and 50-yard field goal in the same game and the only player in league annals to make two field goals over 55 yards in a single game.



# GREG ZUERLEIN NFL STATISTICS

## REGULAR SEASON

Year	Team	GP	FG	FGA	Pct	Scoring		XPM	XPA	Pct	Blk	Pts
						Lg	Blk					
2012	RAMS	16	23	31	74.2	60	0	26	26	100	0	95
Year	Team	1-19	Pct	20-29	Pct	Field Goals		Pct	40-49	Pct	50+	Pct
						30-39	4-6					
2012	RAMS	1/1	100.0	4-4	100.0	4-6	66.7	7-7	100	7/13	53.8	



## GREG ZUERLEIN GAME-BY-GAME STATS

### 2012 ST. LOUIS RAMS

Game	W/L	Pts	XP/XPA	FG/FGA	1-19	20-29	30-39	40-49	50+	Kick-By-Kick
@DET 9/9	L	11	2/2	3/3	0/0	1/1	0/0	2/2	0/0	48, 29, 46
WAS 9/16	W	11	2/2	3/3	0/0	0/0	2/2	1/1	0/0	9, 33, 42
@CHI 9/23	L	6	0/0	2/2	0/0	0/0	0/0	1/1	1/1	56, 46
SEA 9/30	W	13	1/1	4/4	0/0	1/1	0/0	1/1	2/2	58, 48, 60, 24
ARI 10/4	W	5	2/2	1/1	0/0	0/0	0/0	0/0	1/1	53
@MIA 10/14	L	6	0/0	2/5	0/0	0/0	1/2	1/1	0/2	48, 32, 52WL, 37WL, 66WL
GB 10/21	L	8	2/2	2/2	0/0	0/0	0/0	1/1	1/1	50, 43
NE 10/28	L	1	1/1	0/0	0/0	0/0	0/0	0/0	0/0	
@SF 11/11	T	6	3/3	1/2	0/0	1/1	0/0	0/0	0/1	27, 58WR
NYJ 11/18	L	1	1/1	0/0	0/0	0/0	0/0	0/0	0/0	
@ARI 11/25	W	7	4/4	1/2	1/1	0/0	0/1	0/0	0/0	35WL, 19
SF 12/2	W	6	0/0	2/3	0/0	0/0	0/0	0/0	2/3	58WR, 53, 54
@BUF 12/9	W	1	1/1	0/0	0/0	0/0	0/0	0/0	0/0	
MIN 12/16	L	2	2/2	0/0	0/0	0/0	0/0	0/0	0/1	57WR
@TB 12/23	W	4	4/4	0/0	0/0	0/0	0/0	0/0	0/0	
@SEA 12/30	L	7	1/1	2/3	0/0	1/1	1/1	0/0	0/0	51WR, 39, 25
TOTAL	7-8-1	95	26/26	23/31	1/1	4/4	4/6	7/7	7/13	





THE 2013 MEDIA GUIDE OF THE  
**ST. LOUIS RAMS**



**STAFF  
BIOS**

# E. STANLEY KROENKE

## OWNER/CHAIRMAN

E. Stanley Kroenke, a globally well-respected businessman who spent 16 seasons as a minority owner with the St. Louis Rams, is in his fourth year at the helm of the club.

In August 2010, NFL owners voted unanimously for Kroenke to purchase the remaining stake of the Rams and become the team's majority owner. Kroenke served as an integral figure in the return of professional football to St. Louis in 1995. He owns and operates Kroenke Sports Enterprises, which includes the Rams, the Denver Nuggets (NBA), Colorado Avalanche (NHL), Colorado Rapids (MLS), Arsenal FC (Barclays Premier League), the Pepsi Center in Denver and the Altitude Sports & Entertainment network.

In 2012, Kroenke spearheaded the process that led to the hiring of Head Coach Jeff Fisher and General Manager Les Snead. The moves paid early dividends as St. Louis enjoyed a 5 1/2 game improvement last season despite playing with the NFL's youngest roster.

Following the meetings that led to Fisher's hiring, the highly-regarded coach expressed his excitement about working for an owner who possesses a commitment to winning and a history of doing so throughout professional sports.

"It's his philosophy," Fisher said of Kroenke. "I think you can see it through the Denver Nuggets. You can see it through the Colorado Avalanche. His philosophy is to put a winning product out there year after year after year. That's obviously very attractive to me. It's about doing whatever it takes and having a unique interest in everything you do."

Shortly after bringing Fisher aboard, Kroenke hired Snead as the club's general manager. Over an 18-year career as an NFL personnel evaluator, Snead played key roles in helping both the Jacksonville Jaguars and Atlanta Falcons become perennial playoff teams. Snead's first draft as Rams general manager yielded two players - DT Michael Brockers and CB Janoris Jenkins - who were selected to Pro Football Weekly's All-Rookie Team last fall, Snead and his staff have quickly upgraded the team's roster across the board.

When asked recently about the process of building a contender, Snead was quick to credit Kroenke with affording the coaching and personnel staffs with the tools and environment necessary for success.

"In a nut shell, Stan gets it," Snead said. "He has a broad range of successful experiences and ventures that yields unique wisdom in life, business, sports and competition. In our case, Stan owns multiple professional sports franchises and venues which has allowed him to acquire vast knowledge on the case which in turn leads to a clear



vision for what we want the product on the field to look, feel and smell like as well as the fan to experience while attending, cheering and celebrating. Stan then provides invaluable resources and latitude to successfully execute our vision which is to consistently thrive on and at all levels."

In addition to guiding the Rams, Kroenke plays an active role in NFL matters. He currently serves on the league's Broadcast Committee, which is responsible for helping negotiate all of the NFL's network television contracts. He is also a member of the NFL Network Committee, which this offseason extended the league's Thursday Night Football package to run throughout the first 16 weeks of the season. Among others, he's served on the NFL's Workplace Diversity Committee. In 2011, Kroenke worked his fellow owners to reach a new Collective Bargaining Agreement with the NFL Players Association to assure labor peace in the NFL for the next 10 years.

Kroenke's real-estate development expertise was instrumental in the creation of Rams Park, a premier NFL training facility that serves as the year-round football and business offices of the team.

In March 2011, Arsenal FC, one of England's premier soccer clubs, approved an offer from Kroenke to become its majority shareholder. Kroenke made an initial investment, purchasing a significant stake in the club in February 2007. After acquiring 50 percent of Arsenal Broadband Limited, Kroenke was appointed to the Arsenal board as a non-executive director.

Kroenke is owner of the Denver Nuggets of the National Basketball Association and the Colorado Avalanche of the National Hockey League, franchises he purchased in 2000. The Avalanche won the Stanley Cup in the first year of his ownership and establishing a winning tradition in a very short period of time after arriving in Denver in 1995. The Nuggets have been one of only three teams to qualify for the NBA playoffs each of the past ten seasons.

Kroenke also owns the Colorado Mammoth lacrosse team and Colorado Rapids soccer team. On April 7, 2007, KSE and the Rapids opened the largest soccer-specific complex in the world, Dick's Sporting Goods Park. The state-of-the-art sports facility is situated on more than 160 acres in Commerce City, Colo., and seats 18,000 fans for field sports and up to 27,000 people for concerts. In addition, KSE and the Rapids formed a landmark marketing and strategic partnership with Arsenal, the famed England's Barclays Premier League club.

The Pepsi Center in Denver, also owned by Kroenke, hosted the 2001 NHL All-Star game and the 2005 NBA All-Star game. The Pepsi Center also played host to the 2008 Democratic National Convention. In 2004, Kroenke launched the Altitude Sports & Entertainment network. The 24-hour regional sports network is home to the Nuggets, Avalanche, the Mammoth and Rapids and also produces the Rams' preseason television broadcasts.

Kroenke's extensive business interests include serving as chairman and owner of The Kroenke Group, a private real estate investment and development company with offices throughout the United States and Canada, with headquarters in Columbia, Mo. During the past three decades, Kroenke has earned a reputation as one of the nation's leading developers of shopping centers, apartment complexes and warehouse and storage facilities.

An avid sportsman, Kroenke is one of the largest ranch property owners in North America. His ownership stakes also includes the Screaming Eagle and Jonata vineyards.

Kroenke's current and former board and trustee memberships include Wal-Mart Stores, Inc.; Central Bank Holding Company; Boone County National Bank in Columbia; Community Investments Partnership of St. Louis; the College of the Ozarks and the Missouri Basketball Hall of Fame. He also has active membership in St. Louis' Civic Progress, which provides support and leadership for various community improvements that address economic development, education and quality of life.

Kroenke has undergraduate and graduate degrees from the University of Missouri and is an active supporter of Mizzou athletic programs. In February 2009, Kroenke was enshrined into the Missouri Sports Hall of Fame. Joining him in the class was former Rams Pro Bowl defensive end Grant Wistrom.

E. Stanley Kroenke, named after baseball legends Enos Slaughter and Stan Musial, was born in Cole Camp, Mo., and grew up in Mora, Mo. Kroenke and his wife, Ann, have a daughter, Whitney, and a son, Josh.



# CHIP ROSENBLUM

## OWNER/VICE- CHAIRMAN

Chip Rosenbloom has been involved in the National Football League throughout his entire life. As Owner/Vice-Chairman of the St. Louis Rams, Chip is following in the footsteps of his legendary parents, Carroll Rosenbloom and Georgia Frontiere, who led highly-successful NFL teams that have been a part of the Rosenbloom family for almost six decades.

When Georgia passed away in January of 2008, Rosenbloom and his sister, Lucia Rodriguez, succeeded their mother. Georgia took the reins of the Rams following the death of her husband Carroll Rosenbloom in 1979. Carroll Rosenbloom is the winningest owner in NFL history and was an NFL icon who owned the Baltimore Colts and Los Angeles Rams over a 26-year period.

Chip and Lucia served as majority owners for nearly three seasons before selling the controlling interest of the team to their partner Stan Kroenke during the 2010 season.

Beyond football, Rosenbloom has built a highly-successful career in the motion picture industry over the last 20 years. As founder and owner of Open Pictures, Chip has become one of Hollywood's most active and innovative filmmakers. Rosenbloom has written, produced or directed more than 20 feature films and documentaries. His projects include Sony Pictures "The Call" starring Halle Berry and Abigail Breslin, "Fame High", "Fuel," the multi-award winning (including Sundance) documentary on alternative energy, and the Broadway stage production of August Wilson's "Radio Golf," honored with a 2007 Tony Nomination as Best Play.

Rosenbloom also produced and wrote all three films of the celebrated "Shiloh" trilogy based on Phyllis Reynolds Naylor's best-selling novels about a young boy's attempt to rescue an abused dog. Nominated for a Humanitas Award, the first Shiloh film which Chip also directed was so successful that Warner Bros. ordered two more Shiloh



features, which became a significant franchise for the studio, a critic's delight and a multi-million unit DVD in the United States and 27 countries world-wide.

Rosenbloom is a graduate of USC Film School. He began his film career at Aaron Spelling Productions and later worked for Mace Neufeld Productions. Early in his career, Chip produced "Across the Tracks," which marked the first starring role for Brad Pitt and won awards at the Houston and Philadelphia film festivals.

Chip sits on a number of boards, including the Fulfillment Fund, a mentoring and scholarship charity based in Los Angeles; EarthJustice; The Clinton Health Access Initiative (CHAI); Urban Farming; The Veterans Jobs Corps; Variety-The Children's Charity. Chip and his wife, Kathleen, are major donors and President's council members of Feeding America, America's largest hunger-relief organization.

Chip and Kathleen live in Los Angeles with their children, Alexander and Olivia.



# LUCIA RODRIGUEZ OWNER/CHAIR OF COMMUNITY OUTREACH

In her role as Owner/Chair of Community Outreach, Lucia Rodriguez carries on her mother's legacy as a committed philanthropist whose passion for the Rams touches the St. Louis community.

Rodriguez, who moved into her current role in 2010, has been a part of the Rams family for her entire life. Her father, Carroll Rosenbloom, was a trailblazing owner, first with the Baltimore Colts during the era of Johnny Unitas and later the Los Angeles Rams, who were a dominant NFL team during Rosenbloom's tenure. Her mother, Georgia, was an equally remarkable figure, taking over the team upon her husband's death in 1979 and guiding the Rams through the next three decades.

Upon Georgia's passing in January of 2008, Lucia and her brother, Chip Rosenbloom, assumed majority ownership of the team. Lucia immediately began making an impact in the St. Louis community assisting various non-profits, while also joining Chip in overseeing football and business matters. Chip and Lucia served as majority owners for two seasons before selling the team to E. Stanley Kroenke in August of 2010.

Lucia formed "Team Georgia" to participate in the Komen St. Louis Race for the Cure, which is one of the largest breast cancer fundraising walks in the world. The extended Rams family — from staff to sponsors to fans — has responded to Lucia's call and has raised more than \$170,000 for breast cancer research since "Team Georgia's" inception.

Lucia has also continued her family's support of St. Jude Children's Research Hospital by hosting a memorial "Georgia's Drive Fore the Kids" dinner and golf tournament as well as a "Field of Hope" dinner and auction at the team's practice facility. Collectively, the events raised close to \$500,000 to enable St. Jude to continue its internationally recognized pioneering work in finding cures and saving children with cancer and other catastrophic diseases. In addition to helping raise money, Lucia has visited the children who are receiving treatment at the hospital and hosted patient families at Rams' games.

Variety the Children's Charity of St. Louis has also received support from Lucia and her brother, both of whom sit on the group's board. Lucia has been involved as a host of their annual "Bikes for Kids" program, which provides new bicycles to children in need. This past year, Lucia helped build the bikes before presenting them to the children and their families. Lucia also served as the honorary chair of Variety's Fashion Show and provided Rams player and cheerleader assistance. In 2009, Variety honored Lucia with its "Champion for Kids" award. In receiving the award, Lucia followed in the footsteps of her mother who was also recognized with the "Champion for Kids" award in recognition of her years of support of Variety, a charity that serves children with physical and mental disabilities in the Greater St. Louis region.



During the season, Lucia leads an effort to recognize outstanding local volunteers dedicated to improving the community. The annual recognition program, named the "Georgia Frontiere Community Quarterback Awards," grants \$20,000 to local non-profits in honor of their volunteering service.

Lucia has also been instrumental in the team's support of PHL, Inc., a local not-for-profit dedicated to improving the athletic facilities in the St. Louis Public Schools. In 2008, she attended a groundbreaking ceremony for a new multi-purpose athletic facility for Sumner High School and St. Louis' historic Ville neighborhood, and in 2009, she celebrated the project's completion at a ribbon cutting ceremony. The Rams have provided PHL, Inc., financial assistance totaling \$450,000, with \$200,000 directed toward the Sumner project.

With community service a passion of Lucia's, she has also assisted the Urban League in handing out turkey dinners to low-income families prior to Thanksgiving and joined the offensive line to serve Thanksgiving dinner to area charities. Lucia also assists with hosting more than 4,000 underprivileged children at the team's annual "Motion for Kids" holiday party at the Edward Jones Dome and has visited a local school with players and cheerleaders to speak on the importance of literacy.

Lucia sits on the board of directors for Wings of Hope and has served as the honorary chair of fundraising events for Wings of Hope and Dance St. Louis. She is also on the board of the United Way of Greater St. Louis and has served on the fundraising committee of St. Roch parish and school in St. Louis.

Lucia is married to Lupe Rodriguez. The couple has three sons, William, Stuart and Andrew, and a daughter, Lauren. Lucia and Lupe are also proud grandparents of two-year-old Lucia Pamela, daughter of Will and his wife Laura.



# KEVIN DEMOFF

EXECUTIVE VICE PRESIDENT  
OF FOOTBALL OPERATIONS/  
CHIEF OPERATING OFFICER

**NFL Year: 9**  
**Rams Year: 5**

Kevin Demoff is in his fifth year as Executive Vice President of Football Operations & Chief Operating Officer with the Rams. In this capacity, Demoff serves as a liaison to ownership on all operational matters.

Demoff works closely with General Manager Les Snead and Head Coach Jeff Fisher to develop the Club's strategic plan for player signings and player acquisitions. As the Club's chief negotiator, Demoff is responsible for the Rams' salary cap planning and compliance with the NFL's Collective Bargaining Agreement. Demoff also partners with Snead and Fisher in aspects of the team's football operations.

Demoff oversees the Rams' entire business operations, including marketing and sales, finance, administration, communications, ticketing and community relations. Since arriving in St. Louis, Demoff has been responsible for re-organizing the club's business efforts with a focus on delivering a better overall experience for Rams' fans and increasing the Club's presence in the greater St. Louis community.

Shortly after his arrival in St. Louis, Demoff spearheaded the organization's efforts to become one of the community's strongest philanthropic partners, culminating in the organization being named the "2010 St. Louis Philanthropic Organization of the Year." Since June of 2009, the Rams' staff has taken time out of the office one day each month to work with local non-profits. In 2012, the staff contributed 2,030 hours of community service to organizations such as food pantries, women's shelters and schools throughout the St. Louis metro area. Since the program's inception, the Rams have contributed roughly 7,500 hours of service to the St. Louis community. Among the monthly staff days of service, Demoff twice led groups of approximately 90 members of the Rams staff on a trip to Joplin, Mo. to volunteer with relief efforts after the city was ravaged by a tornado.

Reinforcing the Rams' commitment to making the St. Louis region a better place for all citizens, Demoff currently serves on the United Way of St. Louis Board of Directors, the Regional Business Council and the St. Louis Sports Commission. Additionally, Demoff served as the chairperson of the 2011 Salvation Army "Tree of Lights" campaign for St. Louis. Demoff is also part of the American Cancer Society's CEOs Against Cancer, which is a partnership of the world's leading CEOs and the American Cancer Society dedicated to eliminating unnecessary deaths and suffering from cancer.



Since coming to St. Louis, Demoff and his family established "Demoff's Dreamers" ticket program, purchasing tickets for Children's Hospital for every Rams' home game. Demoff also serves as the co-chair of the Rams/March of Dimes Real Golf Challenge benefitting the Missouri Chapter of the March of Dimes and the St. Louis ARC Golf Tournament. In addition, Demoff serves on the board of The Magic House, St. Louis' Children's Museum, and his wife, Jennifer, sits on the Friends of The Magic House committee.

Under Demoff's watch, the Rams have made significant strides to reach more fans through radio and television. Demoff oversaw the creation of the Rams Broadcasting Network, which has grown to include two weekly Rams television programs, numerous weekly features on StLouisRams.com in addition to annually broadcasting the team's four preseason games. In 2012, RBN aired the team's preseason games on 13 affiliates whose signals covered six different states.

The Rams Radio Network has more than tripled in size since Demoff's arrival in St. Louis. This season, Rams games will be heard on 27 affiliates across four states.

In 2010, the St. Louis Business Journal named Demoff as one of its "40 Under 40" award winners, which recognizes individuals for their career achievements and community work. Demoff was also recognized by the St. Louis Business Journal as one of "St. Louis' Most Influential" in February 2010, 2011 and 2012.

Prior to joining the Rams, Demoff spent the previous four seasons (2005-08) with the Tampa Bay Buccaneers, where he served as a consultant before being named Senior Assistant in 2006. In this capacity, Demoff assisted General Manager Bruce Allen in contract negotiations, salary cap management, strategic planning and both college and pro scouting. During his tenure with the Buccaneers, the team captured NFC

South titles in 2005 and 2007 while posting a winning record in three of his four seasons.

From 2001-04, Demoff served as Director of Football Operations for the Los Angeles Avengers of the Arena Football League. Demoff helped direct the team to its first-ever playoff berth and in his final three seasons with the club, the Avengers posted a record of 28-18, third-best in the Arena Football League, qualifying for the playoffs in each of those seasons.

Born and raised in Los Angeles, Calif., Demoff received

a bachelors' degree in history from Dartmouth College in 1999 and a Masters in Business Administration from the Tuck School of Business at Dartmouth in 2006.

Kevin and Jennifer have two children – a daughter, Claire and son, Owen.



# LES SNEAD

## GENERAL MANAGER

**NFL Year: 19**  
**Rams Year: 2**

In June of 2013, ESPN's NFL insiders ranked each franchise according to the confidence the group has in what each team's roster will potentially look like in three years. In doing so, the panel tabbed the Rams eighth among 32 franchises. ESPN's projection reflects what General Manager Les Snead has set out to do in his first two seasons on the job: build the Rams' roster and set the club on a path for sustained success in the near and immediate future as well as the long term.

In 2012, Snead's first season with the team, the Rams enjoyed a 5 ½ game improvement over the previous season, despite the fact that they were the NFL's youngest team. A total of 18 rookies saw game action last season, including nine members of Snead's first draft class. Two of Snead's top three picks in the 2012 draft, DT Michael Brockers and CB Janoris Jenkins, were named to Pro Football Weekly's All-Rookie Team and played key roles on one of the NFL's most improved defenses.

While the Rams saw early dividends on their 2012 draft class, their reward from last April hasn't fully been reaped just yet. Just days after taking his new position, Snead directed a trade that sent the second overall pick in the 2012 draft to the Redskins in exchange for the sixth and 39th picks as well as Washington's first round picks in both 2013 and 2014.

Snead made two additional trades last April that allowed the Rams to make four of the first 50 selections in the 2012 Draft. Those picks yielded Brockers, WR Brian Quick, Jenkins and RB Isaiah Pead.

The surplus of picks allowed the Rams to maneuver this year's draft as well. With St. Louis sitting at 16, Snead surmised that he wouldn't be able to stand pat and land highly-coveted WR Tavon Austin, so he worked out a deal with the Buffalo Bills. The Rams moved up to Buffalo's eighth spot and selected the speedy playmaker from West Virginia.

With the 22nd pick, which the Rams owned as part of the Washington trade, Snead made another deal that helped St. Louis recoup a significant portion of what he'd sent to Buffalo. The Rams swapped places with the Atlanta Falcons, and with the 30th selection, Snead and company were able to secure the player they'd targeted at 22, Georgia LB Alec Ogletree. With the third round pick St. Louis acquired from Atlanta, the Rams added another offensive playmaker in West Virginia WR Stedman Bailey, who led the nation with 25 receiving touchdowns last season.



Snead's meticulous work during his first two drafts tells only part of the story of his early efforts to retool the Rams' roster. On the opening day of free agency last spring, Snead signed Pro Bowl CB Cortland Finnegan. In the days that shortly followed, Snead also led the efforts to acquire Pro Bowl C Scott Wells, DT Kendall Langford - a 16-game starter in 2012 - and LB Jo-Lonn Dunbar, the team's second-leading tackler. During this year's free agency period, the Rams added OT Jake Long, who went to the Pro Bowl in each of his first four seasons in Miami, and TE Jared Cook, a speedy, big-bodied playmaker who is expected to add a new dimension to the team's offense. In addition, the Rams were able to re-sign DE William Hayes, who finished third on the team with a career-high 7.0 sacks in 2012.

In his role as general manager, Snead partners with Head Coach Jeff Fisher to direct all personnel decisions for the club. In addition, Snead coordinates all aspects of the club's football operations with the head coach. He also partners with Executive Vice President of Football Operations/C.O.O. Kevin Demoff to direct the team's business ventures.

Prior to joining the Rams, Snead spent 13 seasons with the Atlanta Falcons. He served as the club's director of player personnel from 2009-11 and also held posts as a pro scout and as the Falcons' director of pro personnel.

During his time in Atlanta, Snead was part of a personnel staff that signed, traded for or drafted 16 players that went on to earn Pro Bowl honors.

Snead helped construct a roster that has been one of the NFL's best over the last few years. From 2008-11, the Falcons had four consecutive winning seasons, winning 43 games during that time, which are the fifth-most wins in the NFL over that time period. Atlanta earned playoff berths in each of the last two



seasons and three of the last four seasons, including a 2010 NFC South Championship. The Falcons participated in one Super Bowl and two NFC Championship games during Snead's tenure with the club.

Snead joined the Falcons after three seasons (1995-97) in the pro scouting department of the Jacksonville Jaguars. He was hired by the Jaguars prior to the franchise's first season and helped put together a team that garnered an AFC Championship Game berth in just its second year of existence. Jacksonville won its first division title in Snead's final year with the team.

Snead played tight end for Auburn from 1992-93 and was part of the Tigers' perfect 11-0 team in 1993. He also earned Southeast Region Academic All-American honors during his college career.

The Eufaula, Ala. native was a graduate assistant at Auburn after his collegiate playing career ended. Snead also was an administrative assistant of football operations at his alma mater in 1995. He holds a Bachelor of Science degree in Psychology and planned to attend medical school until he was offered a graduate assistant coaching position at his alma mater. He earned a Master of Education degree at Auburn while working as a graduate assistant.

Snead is married to Kara Henderson Snead, a former broadcaster who spent seven years as a reporter and anchor at the NFL Network. Together they have three children: sons Logan (12) and Tate (9) and a daughter, Cannon (8).





**College: University of Southern California**  
**NFL Coaching Year: 28**  
**Rams Coaching Year: 3**



In January of 2012, Jeff Fisher took over a club that experienced a 2-14 record the previous season. The Rams enjoyed a 5 ½ game improvement in Fisher's first season as the team's head coach, and Fisher's touch undoubtedly has the Rams headed in the right direction. In his first year on the job, Fisher guided the league's youngest team to a 7-8-1 record, which gave the Rams their best winning percentage since 2006. A total of 18 rookies saw game action for the Rams in 2012, giving Fisher's squad a talented young nucleus to build around. Two of the team's top three draft picks – DT Michael Brockers and CB Janoris Jenkins – were named to Pro Football Weekly's All-Rookie team as the two played key roles on a young defense.

Statistically, the Rams made huge gains in several areas in Fisher's first season. St. Louis tied for the NFL lead in sacks with 52. The Rams also improved from 26th in points per game allowed to 14th (tied) in Fisher's first season. Offensively, St. Louis went from 31st in total yards in 2011 to 23rd in 2012, and the Rams allowed 20 fewer sacks last season compared to the previous year.

Fisher boasts 18 full seasons as an NFL head coach. Among active NFL head coaches, only Washington's Mike Shanahan boasts more experience. New England's Bill Belichick also has 18 seasons. Fisher has amassed 149 career victories, which is tied for 18th (Bill Cowher) on the NFL's career wins list and is fourth among active coaches (Belichick, 187; Shanahan, 167; Coughlin, 151).

Fisher joined the Rams after spending 16 full seasons as head coach of the Tennessee Titans, 11 as executive vice president. In his tenure with Tennessee, he guided the Titans to six playoff appearances (1999, 2000, 2002, 2003, 2007, 2008), three division titles (2000, 2002, 2008), two AFC Championship games (1999, 2002) and one Super Bowl appearance (XXXIV). From 1999-2010, only three teams had more playoff berths (Indianapolis, Philadelphia and New England). In the 2000s, Fisher totaled 97 victories, the most successful decade in franchise history.

Fisher's teams have featured stout rushing defense, as well demonstrated the ability to run the ball effectively. His rush defense ranked in the Top 10 in 12 out of 16 seasons; the rushing offense finished in the Top 10 eight times during that same time span. Prior to Fisher's arrival in St. Louis, the Rams finished 31st in the NFL in rushing defense. Last year, St. Louis ranked 15th in the category.

In 2009, the Titans began the season 0-6, but Fisher steadied the team to win eight of the final 10 games to finish the season 8-8. It marked the first team in NFL history that a team won more than six games in a season after starting 0-6.

The 2008 season was one of the most successful in Titans history. Tennessee captured the AFC South title, matching a franchise best 13 wins and setting a franchise record with 10 wins to start a season. In addition, eight players earned Pro Bowl honors.

During his tenure with Tennessee, Fisher also had success with rebuilding young teams and transforming them into contenders, which is the same task he undertook when he arrived in St. Louis. In 2005, Fisher headed the youngest team in the NFL and the youngest NFL team in more than a decade. That season, with a win over the Houston Texans (10/9/05), he became just the 17th coach to reach the 100-win mark with one team. He led the Titans through a retooling period that saw the team grow from 4-12 that year, to 8-8 in 2006, and a playoff berth in 2007, the first playoff appearance since 2003.

During the 2006 season, Fisher became the first coach in franchise history to lead the team in 200 contests, reaching the milestone in a game against Baltimore (11/12/06). He became only the 12th coach in NFL history to coach 200 games with one team, joining George Halas, Tom Landry, Don Shula, Chuck Noll, Curly Lambeau, Bud Grant, Steve Owen, Bill Cowher, Joe Gibbs, Hank Stram and Marv Levy (Mike Shanahan joined the list in December of 2006 to make 13 coaches).

In 2004, Fisher became the fourth youngest coach (46) to win 90 regular season games

since 1960. Only John Madden (41), Don Shula (41), and Bill Cowher (44) were faster to 90 wins.

In 2003, the Titans reached the divisional round of the playoffs for the fourth time in five years after earning a Wild Card berth with their 12-4 regular season record. The defense ranked first against the run, the offense scored the second most points in franchise history (435), and the team became just the third franchise since 1970 to score 30 or more points in six consecutive games.

After starting the 2002 season with a 1-4 record, Fisher rallied the team to win 11 of the next 12 games to capture the AFC South title and earn an appearance in the AFC Championship game. In 2000, Fisher became the fifth coach in NFL history to lead his team to consecutive 13-win seasons, joining Mike Ditka (Chicago Bears, 1985-86), George Seifert (San Francisco 1989-90), Marv Levy (Buffalo Bills, 1990-91) and Mike Holmgren (Green Bay Packers, 1996-97). The defense ranked No. 1 in the NFL for yards allowed and surrendered the third-lowest point total in the league since 1977.

One of the Titans' most memorable seasons under Fisher was the 1999 campaign, where he led the team to its first AFC Championship and an appearance in Super Bowl XXXIV. The Titans became only the sixth Wild Card team to earn a trip to the Super Bowl since the NFL added the playoff round in 1978. Fisher guided the Titans to a streak of 13 consecutive wins against AFC Central Division opponents dating back to 1998. It marked the longest streak in the history of the Central Division and the third longest in the NFL since the 1970 merger.

Fisher originally joined the Oilers'/Titans' coaching staff in 1994, after spending two seasons as the defensive backs coach for the San Francisco 49ers. He was elevated to head coach in November 1994, replacing Jack Pardee, for the final six games of the season. Fisher was instrumental in guiding the transition following the Oilers' move to Tennessee in 1996

Prior to San Francisco, Fisher reunited with his college coach John Robinson, serving as the Los Angeles Rams' defensive coordinator.

Fisher began his coaching career as an assistant for Buddy Ryan and the Philadelphia Eagles in 1986, coaching the defensive backs for three seasons before becoming the NFL's youngest defensive coordinator in 1988. In 1989, the Eagles' defense led the NFL in interceptions (30) and quarterback sacks (62). In 1990, Philadelphia's defense paced the league in rushing defense and ranked second in quarterback sacks.

A former defensive back at the University of Southern California, Fisher played for Robinson in a star-studded defensive backfield that included future NFL stars Ronnie Lott, Dennis Smith and Joey Browner. Fisher's career college statistics included five interceptions and 108 tackles. The versatile Fisher also served as the Trojans' backup kicker and earned Pac-10 All-Academic honors in 1980.

Originally a seventh-round draft selection of the Chicago Bears in 1981, Fisher appeared in 49 games as a defensive back and return specialist in five NFL seasons. He earned a Super Bowl ring following Chicago's 1985 Super Bowl season, despite spending the year on injured reserve with an ankle injury that prematurely ended his playing career. During that season, Fisher began his post-playing career by assisting Ryan as an "unofficial" coach as the Bears ultimately defeated the New England Patriots in Super Bowl XX.

He left Chicago in 1985 holding a number of team records including: number of punt return yards for a season with 509 yards in 1981, number of punt returns in a season with 58 in 1984, and number of punt returns in one game with eight on Dec. 16, 1984, at Detroit. He also recorded the longest punt return by a Bear in 39 years with an 88-yard return for a touch-down on Sept. 20, 1981, against Tampa Bay.

A native of Southern California, Fisher was a high school All-America wide receiver at Taft High School in Woodland Hills, Calif. Fisher is an avid fisherman and golfer and he also does considerable work off the field.

He also gives back to the NFL, serving on the NFL Competition Committee since 2000. He was a co-chairman of the committee from 2001-10. Although he was out of coaching in 2011, Fisher served as an advisor to the Competition Committee, and he officially rejoined the group last spring after he was hired by the Rams. The committee is instrumental in guiding the league through rule changes and ways to improve the game.

In 2001, Fisher was named the winner of the Horrigan Award, given by the Pro Football Writers of America to the NFL representative that is the most cooperative with the media. Additionally, Fisher was named the 2000 Tennessean of the Year by Nashville's Tennessean newspaper and 1999 Sports Person of the year by the Nashville Sports Council.

Fisher (born 2/25/58) has three children: sons Brandon and Trent and daughter Tara. Brandon is the Rams' assistant secondary coach, and Trent plays defensive back at Auburn University.



# JEFF FISHER, AT A GLANCE

**2012-** **ST. LOUIS RAMS**  
Head Coach  
**1994-2010** **OILERS/TITANS\***  
Head Coach  
**1994** **HOUSTON OILERS#**  
Defensive Coordinator  
**1992-93** **SAN FRANCISCO 49ERS**  
Defensive Backs

**1991** **LOS ANGELES RAMS**  
Defensive Coordinator  
**1988-90** **PHILADELPHIA EAGLES**  
Defensive Coordinator  
**1986-88** **PHILADELPHIA EAGLES**  
Defensive Backs  
\*Last six games in 1994  
#First 10 games in 1994



# JEFF FISHER, COACHING RECORD

## REGULAR SEASON

Year	Team	W	L	T	Pct.	Place	Notes
1994	Houston Oilers*	1	5	0	.167	4th	
1995	Houston Oilers	7	9	0	.438	2nd (tie)	
1996	Houston Oilers	8	8	0	.500	3rd (tie)	
1997	Tennessee Oilers	8	8	0	.500	3rd	
1998	Tennessee Oilers	8	8	0	.500	2nd	
1999	Tennessee Titans	13	3	0	.813	2nd	Wild Card Berth
2000	Tennessee Titans	13	3	0	.813	1st	Division Champion
2001	Tennessee Titans	7	9	0	.438	3rd (tie)	
2002	Tennessee Titans	11	5	0	.688	1st	Division Champion
2003	Tennessee Titans	12	4	0	.750	2nd	Wild Card Berth
2004	Tennessee Titans	5	11	0	.313	4th	
2005	Tennessee Titans	4	12	0	.250	3rd	
2006	Tennessee Titans	8	8	0	.500	2nd	
2007	Tennessee Titans	10	6	0	.625	3rd	Wild Card Berth
2008	Tennessee Titans	13	3	0	.813	1st	Division Champion
2009	Tennessee Titans	8	8	0	.500	3rd	
2010	Tennessee Titans	6	10	0	.375	3rd	
2012	ST. LOUIS RAMS	7	8	1	.469	3rd	

\* Interim head coach

## POSTSEASON

Year	Team	W	L	T	Pct.	Notes
1999	Tennessee Oilers	3	1	0	.750	AFC Champion
2000	Tennessee Oilers	0	1	0	.000	
2002	Tennessee Oilers	1	1	0	.500	
2003	Tennessee Oilers	1	1	0	.500	
2007	Tennessee Oilers	0	1	0	.000	
2008	Tennessee Oilers	0	1	0	.000	

## CAREER TOTALS

TOTALS	W	L	T	Pct.
Regular Season	149	128	1	.538
Postseason	5	6	0	.455
All Games	154	134	1	.535



# FISHER VS. THE NFL

## Regular Season

### Overall Home

### Away

## Postseason

### Overall

### Home

### Away

#### AFC South

	W	L	T	W	L	W	L	W	L	W	L	W	L
Houston	13	5	0	7	2	6	3	0	0	0	0	0	0
Indianapolis	5	13	0	3	6	2	7	1	0	0	0	1	0
Jacksonville	18	14	0	8	8	10	6	1	0	0	0	1	0
Tennessee	0	0	0	0	0	0	0	0	0	0	0	0	0
<i>Totals</i>	<i>36</i>	<i>32</i>	<i>0</i>	<i>18</i>	<i>16</i>	<i>18</i>	<i>16</i>	<i>2</i>	<i>0</i>	<i>0</i>	<i>0</i>	<i>2</i>	<i>0</i>

#### AFC North

	W	L	T	W	L	W	L	W	L	W	L	W	L
Baltimore	8	8	0	4	4	4	4	1	2	0	2	1	0
Cincinnati	13	6	0	5	4	8	2	0	0	0	0	0	0
Cleveland	7	5	0	3	3	4	2	0	0	0	0	0	0
Pittsburgh	11	9	0	7	3	4	6	1	0	1	0	0	0
<i>Totals</i>	<i>39</i>	<i>28</i>	<i>0</i>	<i>19</i>	<i>14</i>	<i>20</i>	<i>14</i>	<i>2</i>	<i>2</i>	<i>1</i>	<i>2</i>	<i>1</i>	<i>0</i>

#### AFC East

	W	L	T	W	L	W	L	W	L	W	L	W	L
Buffalo	6	1	0	3	0	3	1	1	0	1	0	0	0
Miami	3	8	0	2	2	1	6	0	0	0	0	0	0
New England	1	5	0	1	2	0	3	0	1	0	0	0	1
N.Y. Jets	4	6	0	3	4	1	2	0	0	0	0	0	0
<i>Totals</i>	<i>14</i>	<i>20</i>	<i>0</i>	<i>9</i>	<i>8</i>	<i>5</i>	<i>12</i>	<i>1</i>	<i>1</i>	<i>1</i>	<i>0</i>	<i>0</i>	<i>1</i>

#### AFC West

	W	L	T	W	L	W	L	W	L	W	L	W	L
Denver	1	3	0	1	2	0	1	0	0	0	0	0	0
Kansas City	3	5	0	1	2	2	3	0	0	0	0	0	0
Oakland	6	3	0	5	1	1	2	0	1	0	0	0	1
San Diego	0	6	0	0	3	0	3	0	1	0	0	0	1
<i>Totals</i>	<i>10</i>	<i>17</i>	<i>0</i>	<i>7</i>	<i>8</i>	<i>3</i>	<i>9</i>	<i>0</i>	<i>2</i>	<i>0</i>	<i>0</i>	<i>0</i>	<i>2</i>

## Regular Season

### Overall Home

### Away

## Postseason

### Overall

### Home

### Away

#### NFC South

	W	L	T	W	L	W	L	W	L	W	L	W	L
Atlanta	4	0	0	2	0	2	0	0	0	0	0	0	0
Carolina	2	1	0	1	1	1	0	0	0	0	0	0	0
New Orleans	4	0	0	1	0	3	0	0	0	0	0	0	0
Tampa Bay	5	1	0	3	0	1	1	0	0	0	0	0	0
<i>Totals</i>	<i>15</i>	<i>2</i>	<i>0</i>	<i>7</i>	<i>1</i>	<i>7</i>	<i>1</i>	<i>0</i>	<i>0</i>	<i>0</i>	<i>0</i>	<i>0</i>	<i>0</i>

#### NFC North

	W	L	T	W	L	W	L	W	L	W	L	W	L
Chicago	1	4	0	0	2	1	2	0	0	0	0	0	0
Detroit	3	2	0	1	1	2	1	0	0	0	0	0	0
Green Bay	3	2	0	2	1	1	1	0	0	0	0	0	0
Minnesota	1	5	0	1	2	0	3	0	0	0	0	0	0
<i>Totals</i>	<i>8</i>	<i>13</i>	<i>0</i>	<i>4</i>	<i>6</i>	<i>4</i>	<i>7</i>	<i>0</i>	<i>0</i>	<i>0</i>	<i>0</i>	<i>0</i>	<i>0</i>

#### NFC East

	W	L	T	W	L	W	L	W	L	W	L	W	L
Dallas	3	2	0	1	1	2	1	0	0	0	0	0	0
N.Y. Giants	5	1	0	3	1	2	0	0	0	0	0	0	0
Philadelphia	4	0	0	2	0	2	0	0	0	0	0	0	0
Washington	4	2	0	2	2	2	0	0	0	0	0	0	0
<i>Totals</i>	<i>16</i>	<i>5</i>	<i>0</i>	<i>8</i>	<i>4</i>	<i>8</i>	<i>1</i>	<i>0</i>	<i>0</i>	<i>0</i>	<i>0</i>	<i>0</i>	<i>0</i>

#### NFC West

	W	L	T	W	L	W	L	W	L	W	L	W	L
Arizona	4	2	0	2	1	2	1	0	0	0	0	0	0
St. Louis	2	1	0	2	0	0	1	0	1	0	1+	0	0
San Francisco	3	2	1	2	1	1	1	0	0	0	0	0	0
Seattle	2	6	0	1	2	1	4	0	0	0	0	0	0
<i>Totals</i>	<i>11</i>	<i>11</i>	<i>1</i>	<i>7</i>	<i>4</i>	<i>4</i>	<i>7</i>	<i>0</i>	<i>1</i>	<i>0</i>	<i>1+</i>	<i>0</i>	<i>0</i>



# FISHER VS. THE NFL CONTINUED

## Regular Season

## Postseason

Totals	Overall			Home		Away		Overall		Home		Away	
	W	L	T	W	L	W	L	W	L	W	L	W	L
AFC Totals	99	97	0	53	46	45	52	5	4	2	1	3	3
NFC Totals	40	31	1	26	15	24	16	0	1	0	1+	0	0
NFL Totals	149	128	1	79	61	69	68	5	6	2	2	3	3
						0		1 (neutral)					

+Neutral



**College: Texas Christian**  
**NFL Coaching Year: 28**  
**Rams Coaching Year: 2**



Dave McGinnis, a 40-year coaching veteran, is in his second season with the Rams. As assistant head coach, McGinnis helps Head Coach Jeff Fisher in a variety of areas, including administration, scheduling and coaching all three phases (offense, defense and special teams) of the team.

In his first season in St. Louis, McGinnis played a key role in guiding a defense that made strides in several areas. The Rams tied for the NFL lead in sacks last season. St. Louis allowed just 36 pass plays of 20 yards or more, which was the second-fewest among NFL teams, and the Rams recorded 126 negative plays, second most in the NFL in 2012.

McGinnis joined the Rams after eight seasons with the Tennessee Titans. In 2011, he served as senior assistant coach. He coached Tennessee's linebackers for seven years and spent six seasons as assistant head coach. McGinnis worked under Fisher for seven seasons in Nashville.

The 2013 season is McGinnis' 28th in the NFL, a tenure that includes three and a half years as the head coach of the Arizona Cardinals. One of the most respected defensive minds in the game, McGinnis directed the Cardinals defense as their defensive coordinator from 1996 to 2000.

McGinnis guided three Titan linebackers to new career heights – Keith Bulluck, Stephen Tulloch and David Thornton. Each of the three reached career-high marks in almost every category under his tutelage. In 2010, Tulloch totaled a personal-best and team-high 169 tackles along with one sack and one interception. Bulluck logged six of his eight-consecutive 100-tackle performances under McGinnis' tutelage and finished second on the franchise list for career interceptions by a linebacker (19). Thornton recorded two of his three 100-tackle seasons

with the Titans and forced seven fumbles. In both 2007 and 2008, the Titans finished in the NFL's top 10 in both total defense and rushing defense.

As defensive coordinator in Arizona, McGinnis led a group that produced three Pro Bowlers in Aeneas Williams, Eric Swann and Simeon Rice. Rice also earned AP Rookie of the Year honors in 1996 and tallied 51.5 sacks in his tenure with the team, including a franchise record 16.5 sacks in 1999. McGinnis' 1998 defense helped lead Arizona to the playoffs and ranked third in the league in takeaways with 39.

McGinnis built his reputation and knowledge during a 10-year stint (1986-95) with the Chicago Bears as a linebackers coach, where he worked with one of the best linebacker corps in the game: Mike Singletary, Wilber Marshall and Otis Wilson. He coached Hall of Famer Mike Singletary for seven of his 12 years in the league with each ending in a trip to the Pro Bowl. Singletary was also the NFL Defensive Player of the Year in 1988. During his tenure in Chicago, the Bears advanced to the playoffs six times and the defense finished in the top six of the NFL in defense six times, including a first or second place ranking three times.

Prior to joining the NFL ranks, McGinnis spent 13 years in college football with stops at his alma mater Texas Christian University (1973-74, '82), Missouri (1975-77), Indiana State (1978, '80-81) and Kansas State (1983-85). McGinnis was a three-year starter as a defensive back at TCU, where he graduated in 1973 with a degree in business management. Born in Independence, Kan. (8/7/51), and raised in Snyder, Texas, McGinnis and his wife, Kim, make their home in St. Louis.



## DAVE MCGINNIS, AT A GLANCE

<b>2012-</b>	<b>ST. LOUIS RAMS</b> Assistant Head Coach	<b>1983-85</b>	<b>KANSAS STATE</b> Defensive Ends/ Linebackers
<b>2011</b>	<b>TENNESSEE TITANS</b> Senior Assistant	<b>1982</b>	<b>TEXAS CHRISTIAN</b> Defensive Backs
<b>2005-10</b>	<b>TENNESSEE TITANS</b> Assistant Head Coach/ Linebackers	<b>1978, 80-81</b>	<b>INDIANA STATE</b> Defensive Backs
<b>2004</b>	<b>TENNESSEE TITANS</b> Linebackers	<b>1976-77</b>	<b>MISSOURI</b> Defensive Backs
<b>2000-03</b>	<b>ARIZONA CARDINALS</b> Head Coach	<b>1975</b>	<b>MISSOURI</b> Graduate Assistant
<b>1996-00</b>	<b>ARIZONA CARDINALS</b> Defensive Coordinator	<b>1973-74</b>	<b>TEXAS CHRISTIAN</b> Graduate Assistant
<b>1986-95</b>	<b>CHICAGO BEARS</b> Linebackers		





**College: Weber State**  
**NFL Coaching Year: 9**  
**Rams Coaching Year: 2**



John Fassel is in his second season with the St. Louis Rams as special teams coordinator. In 2012, Fassel oversaw one of the youngest units in the NFL. A total of 18 rookies or first year players contributed to the Rams special teams last season, including K Greg Zuerlein, P Johnny Hekker and leading tackler Rodney McLeod.

Despite their youth, the Rams were one of just two teams in the NFL that did not allow a return touchdown nor a blocked kick. Zuerlein connected on his first 15 field goal attempts of his career and set a new team record with eight field goals from 50 yards or more. Hekker's 45.8 gross average and 39.9 net average were both the fourth highest single-season totals in team history.

Fassel joined the Rams after spending the past three years in the same capacity with the Oakland Raiders. The Raiders saw much success under Fassel's leadership, garnering some of the league's top special teams accomplishments. His units led the NFL in special teams takeaways, turnover differential and points scored in 2009 and 2010. Fassel also oversaw the advancement of returner Jacoby Ford, leading to a breakout rookie season with three kickoff returns for touchdowns in 2010 and one in 2011.

Under Fassel's tutelage, punter Shane Lechler earned a Pro Bowl spot in three consecutive years. In 2009, he led the NFL with a Raider record 51.1-yard average per attempt. His net average of 43.9 yards per punt also set an All-time NFL record and surpassed his own record set in 2008. In addition, kicker Sebastian Janikowski achieved a career single-season high 89.7 field goal percentage, missing only three attempts (47, 57 and 66 yards) in 2011. Janikowski also converted on the third-longest field goal in NFL history, a Raiders team record 61-yarder at Cleveland in December 2009, and tied an NFL record with a 63 yarder in 2011. Under Fassel's direction, long snapper Jon Condo earned two Pro Bowl berths as a "need" player.

In 2008, Fassel helped tutor one of the top units in the NFL as the Raiders ranked ninth in the league in kickoff returns (receiving team) with an average start of 28.8 and 10th in the league in kickoff coverage (kicking team) with a 26.4 average start for opponents. As for the punt return unit, he helped guide the Raiders to the second-best punt return average in the NFL at 13 yards per return. In addition, Fassel's unit contributed five touchdowns on returns and included Lechler, who led the NFL with a 41.2 net punting average and earned a Pro Bowl berth.

From 2005-07, Fassel was Baltimore's assistant special teams coach. He helped the Ravens to top-10 finishes in punt and kickoff return average in 2006 and 2007 and his units returned five kicks for touchdowns in two seasons.

From 2003-04, he was the head coach and assistant athletic director at New Mexico Highlands University. Fassel also served six months as the school's interim athletic director and taught undergraduate and graduate courses.

He earned a master's degree in athletic administration at Idaho State University, where he was a graduate assistant and sports science instructor from 2000-01. In 1999 and 2001, Fassel coached wide receivers and recruited for Bucknell. In Spring 2000, Fassel was the strength and conditioning and wide receivers coach for the Amsterdam Admirals of NFL Europe.

Fassel played wide receiver at Weber State, graduating in 1999 with a degree in Exercise Science. He was signed as a rookie free agent wide receiver with the Indianapolis Colts.

Fassel is the son of former NFL coach Jim Fassel, a longtime NFL coach who guided the New York Giants to the Super Bowl during the 2000 season. John is a triathlete who has finished three Ironman distance triathlons. He and his wife Elizabeth have a daughter. The couple is expect their second child this summer.



# JOHN FASSEL, AT A GLANCE

<b>2012-</b>	<b>ST. LOUIS RAMS</b> Special Teams Coordinator	<b>2002</b>	<b>BUCKNELL</b> Wide Receivers
<b>2008-11</b>	<b>OAKLAND RAIDERS</b> Special Teams Coordinator	<b>2001</b>	<b>IDAHO STATE</b> Graduate Assistant/ Sports Science Instructor
<b>2005-07</b>	<b>BALTIMORE RAVENS</b> Assistant Special Teams	<b>2000 (Spring)</b>	<b>AMSTERDAM ADMIRALS</b> Strength & Conditioning/ Wide Receivers
<b>2003-04</b>	<b>NEW MEXICO HIGHLANDS UNIVERSITY</b> Head Coach/ Assistant Athletic Director	<b>1999</b>	<b>BUCKNELL</b> Wide Receivers



**College: University of Florida**  
**NFL Coaching Year: 15**  
**Rams Coaching Year: 3**



Brian Schottenheimer enters his second season as Rams offensive coordinator.

In St. Louis' first season under Schottenheimer, the Rams experienced a 6.6 point per game average increase over the previous season. QB Sam Bradford set new career highs in passing yards (3,702), touchdown passes (21) and passer rating (82.5). Three of his top six games in terms of passer rating came in 2012, and the Rams allowed 35 sacks after giving up 55 the previous year. Schottenheimer called plays for an offense that helped RB Steven Jackson rush for 1,000 yard in his eighth consecutive season.

The Rams' improvements came despite the fact that St. Louis was the youngest team in the NFL. On offense, seven different rookies saw action. The Rams started seven different offensive line combinations and nine different linemen started at least one game.

Schottenheimer joined the Rams after spending the previous six seasons in the same position with the New York Jets. During Schottenheimer's time in New York, he constructed an offense that helped the Jets earn back-to-back appearances in the AFC Championship Game. In 2011, the Jets led the NFL in red zone percentage as they scored touchdowns on 36 of their 55 trips inside their opponents' 20 yard line (65.5 percent).

In 2010, New York ranked fourth in the NFL in rushing offense and 11th in total yards, and in 2009, the Jets led the NFL with an average of 172.3 rushing yards per game. The Jets were one of just three teams since 2001 to average more than 170 rushing yards per game in a season. In 2009, New York ranked ninth in the NFL in points per game.

Schottenheimer helped QB Mark Sanchez become the most prolific postseason quarterback in club annals. Under his direction, Sanchez won four road postseason games (most in Jets history and tied for most in NFL history), while throwing nine TD passes (a team record). With the help of

Schottenheimer, Sanchez recorded the second-most postseason passing yards (1,155) in club history and three of the club's top five postseason passer ratings.

In 2008, the Jets acquired QB Brett Favre during the preseason, and New York scored 405 points, only the third time in franchise history that they reached 400 points. Their 42 offensive touchdowns that season were their most since 1998. The running game, led by Pro Bowler Thomas Jones (AFC-leading 1,312 rushing yards, team-record 13 rushing touchdowns) and Leon Washington (448 rushing yards, six rushing touchdowns), averaged 4.75 yards per carry, fifth in the league and the best season mark in franchise history.

Schottenheimer joined the Jets in 2006 after spending four seasons as the quarterbacks coach of the San Diego Chargers. In 2004, Drew Brees earned Pro Bowl honors for the first time in his career as he threw 27 touchdown passes and finished third in the NFL in passer rating. Schottenheimer also oversaw the development of Philip Rivers, who worked with Schottenheimer as Brees' understudy during Rivers' first two NFL seasons.

Prior to his stint in San Diego, Schottenheimer worked for his father, Marty, in Washington and Kansas City. He was an offensive assistant with the Chiefs and held the title of quarterbacks coach during his lone season with the Redskins. In between those two stops, he coached at the collegiate level, tutoring wide receivers at Syracuse in 1999 and tight ends at Southern California in 2000.

Brian Schottenheimer made his NFL coaching debut in 1997 as an offensive assistant on Dick Vermeil's Rams staff.

Schottenheimer earned three letters as a quarterback at the University of Florida, where he played under Steve Spurrier and was a backup to Heisman Trophy winner Danny Wuerffel during the Gators' 1996 National Championship season. He began his career at the University of Kansas before transfer-

ring to Florida to learn under the well-renowned offensive mind of Spurrier.

As a prep quarterback, he led Blue Valley High School in Stilwell, KS to the 1991 Kansas 5A state football championship as a senior while earning

All-State first team and All-American honorable mention honors, throwing for 2,586 yards and 26 touchdowns in his prep career.

Brian and his wife, Gemmi have a son, Sutton, and a daughter, Savannah.



## BRIAN SCHOTTENHEIMER, AT A GLANCE

**2012-**

**ST. LOUIS RAMS**

Offensive Coordinator

**2006-11**

**NEW YORK JETS**

Offensive Coordinator

**2002-05**

**SAN DIEGO CHARGERS**

Quarterbacks

**2001**

**WASHINGTON REDSKINS**

Quarterbacks

**2000**

**SOUTHERN CALIFORNIA**

Tight Ends

**1999**

**SYRACUSE**

Wide Receivers

**1998**


**KANSAS CITY CHIEFS**

Offensive Assistant

**1997**

**ST. LOUIS RAMS**

Offensive Assistant



**College: Ohio State**  
**NFL Coaching Year: 5**  
**Rams Coaching Year: 1**



The 2013 season will be Walton's 19th in coaching. He spent the last four years with the Detroit Lions where he guided the team's secondary, and last season, he added the title of third down package coach. Walton helped Detroit finish 10th in the NFL last season in third down defense as the Lions allowed opponents to convert just 36.5 percent of their third down attempts.

Prior to his time in Detroit, Walton spent 14 seasons coaching on the collegiate level. During that time, he coached 13 players who were eventually drafted into the NFL, including five first-round picks and four second-round picks.

Walton's college tenure included two stints as a defensive coordinator. He held the position at Memphis in 2008 and at Miami (Fla.) in 2007. In total, he spent four seasons with the Hurricanes. Walton was promoted from secondary coach to defensive coordinator in 2007 and helped propel the defense to a national ranking of 33rd in total defense. In his first three seasons at Miami, he coached the defensive backs and the Miami secondary ranked in the top 10 nationally in pass defense in 2004 (ninth) and 2005 (first).

In 2005, Walton's pass defense led the nation, allowing only 152.17 yards per game, and featured All-Americans safety Brandon Meriweather and cornerback Kelly Jennings as well as Freshman All-American Kenny Phillips.

Walton was at LSU in 2003 and his defensive backs were a key factor in the Tigers earning the 2003 BCS National Championship and a Southeastern Conference title. The LSU defense ranked among the nation's top three in four-of-five major defensive statistical categories: total defense (first, 252.0 yards per game), scoring

defense (first, 11.0 ppg), pass efficiency defense (second, 89.8 rating) and rushing defense (third, 67.0 yards per game). Additionally, LSU ranked 18th nationally in passing yardage defense (185.0 ypg) while leading the SEC in four of the five defensive categories, including a No. 2 ranking in the league in pass defense.

In his first stint with Memphis (2000-01), Walton coached defensive backs. In 2000, the Tigers ranked fifth in the nation in total defense (first in rush defense), allowing only 275 yards per game and placed in the top 15 nationally in passing and scoring defense. He left Memphis to coach defensive backs at Syracuse for the 2002 season.

Walton began his coaching career as a defensive graduate assistant at Bowling Green in 1995. He was promoted to running backs coach in 1996 and then moved to coach the defensive backs in 1999.

In addition to his collegiate coaching experience, Walton has had three summer internships with NFL teams. He spent the summer of 1998 serving as a defensive intern with the Chicago Bears, the summer of 2001 as a defensive intern for the Green Bay Packers and in 2004 with the Tampa Bay Buccaneers under current Pittsburgh Steelers Head Coach Mike Tomlin.

As a defensive back at Ohio State, Walton lettered four seasons and served as co-captain for the Big Ten champions in 1993. During his time with the Buckeyes, OSU went to four bowl games, including the Liberty Bowl in 1990. He earned his bachelor's degree in sociology from OSU in 1994. Walton and his wife, Tracy, have three children: Trei, Timia and Tyler.



# TIM WALTON, AT A GLANCE

**2013-** **ST. LOUIS RAMS**  
Defensive Coordinator

**2012** **DETROIT LIONS**  
Secondary/Third Down Package

**2009-11** **DETROIT LIONS**  
Secondary

**2008** **MEMPHIS**  
Defensive Coordinator

**2007** **MIAMI (FLA.)**  
Defensive Coordinator

**2004-06** **MIAMI (FLA.)**  
Defensive Backs

**2003** **LSU**  
Defensive Backs

**2002** **SYRACUSE**  
Secondary

**2000-01** **MEMPHIS**  
Defensive Backs

**1999** **BOWLING GREEN**  
Defensive Backs

**1996-98** **BOWLING GREEN**  
Running Backs

**1995** **BOWLING GREEN**  
Defensive Graduate Assistant



**College: Louisville**  
**NFL Coaching Year: 10**  
**Rams Coaching Year: 4**



Adam Bailey enters his third season as Rams assistant strength & conditioning coach and his fourth overall season with the club. Alongside head strength & conditioning coach Rock Gullickson, Bailey constructs workout plans that cater to individual players, leads players through the team's conditioning program and helps players maintain a peak level of conditioning throughout the year.

Bailey served as a volunteer assistant with the Rams in 2010 before joining the staff full-time in 2011. Prior to his arrival in St. Louis, Bailey spent six seasons in New Orleans where he worked as an assistant strength coach for both the Saints and the New Orleans Voodoo of the Arena Football League. Bailey worked for both franchises simultaneously from 2004-06 and exclusively worked with the Saints from 2007-09.

From 2002-03, Bailey was a graduate assistant at the University of Missouri. He worked with Tigers football, baseball, track & field, softball and wrestling teams. He arrived in Columbia after serving as a training camp assistant with the Saints in 2002. Bailey also worked as a student assistant strength coach with the football team at Auburn University (2000-01), at Louisville (1998-99) and the University of Texas (1996-97).

A native of Lindale, Texas, Bailey holds a bachelor's degree in physical education – exercise science and sports medicine from Louisville. In 2003, he earned a Master of Education in school and counseling psychology with an emphasis in health promotions from the University of Missouri.



## ADAM BAILEY, AT A GLANCE

**2011-** **ST. LOUIS RAMS**  
Assistant Strength & Conditioning

**2010-** **ST. LOUIS RAMS**  
Volunteer Assistant Strength & Conditioning

**2006-09-** **NEW ORLEANS SAINTS**  
Assistant Strength & Conditioning

**2004-05-** **NEW ORLEANS SAINTS/VOODOO**  
Assistant Strength & Conditioning

**2002-03-** **UNIVERSITY OF MISSOURI**  
Graduate Assistant

**2000-01-** **AUBURN UNIVERSITY**  
Graduate Assistant

**1998-99-** **UNIVERSITY OF LOUISVILLE**  
Student Assistant - Strength & Conditioning

**1996-97-** **UNIVERSITY OF TEXAS**  
Student Assistant - Strength & Conditioning



**College: DePauw University**  
**NFL Coaching Year: 10**  
**Rams Coaching Year: 2**



Rob Boras enters his second season as the tight ends coach for the Rams. The 2013 campaign is his 10th year in the NFL.

Under Boras, TE Lance Kendricks set new career highs in receptions (42), yards (519) and touchdowns (4). His 519 yards were the most by a Rams tight end since the team moved to St. Louis in 1995. Matthew Mulligan also posted new career highs in receptions and receiving yards while playing a key role in the run game.

Prior to joining the Rams, Boras spent two years in Jacksonville as the tight ends coach. Under Boras the Jaguars tight ends group had its best season in 2010, highlighted by Mercedes Lewis' selection to his first Pro Bowl. Lewis turned in a career-high 58 receptions for 700 yards and a team-record-tying 10 TD catches. As a group, the tight ends caught 82 passes for 943 yards and 11 TDs, and the unit's blocking was a factor in the Jaguars rush-ing attack, which ranked third in the NFL.

Before joining the Jaguars, Boras spent six seasons (2004-09) with the Chicago Bears as tight ends coach. The Bears' 2009 tight ends led the NFL in touchdown receptions with 13 (Greg Olsen 8, Kellen Davis 3, Desmond Clark 2). Olsen led the Bears in 2009 with 60 receptions for 612 yards and eight touchdowns, and he also led the team in touchdown receptions in 2008 with five.

In 2008, Olsen and Desmond Clark accounted for 95 recep-tions, the most catches in a single season for a Bears tight end unit in team history. The 95 receptions were the fifth-most in the NFL among tight end units. In addition, the duo recorded 300-plus receiving yards for the second consecutive season, only the

second tight end duo in franchise history to accom-plish the feat.

Prior to his time in Chicago, Boras spent five seasons (1999- 2003) at Nevada-Las Vegas under head coach John Robinson including three seasons as offensive coordinator. During his tenure with the Rebels the school ranked among the nation's leaders in rushing offense, finishing 15th in 2002, 16th in 2001 and 13th in 2000. During a three-year span from 2000-02, the Rebels recorded 28 individual 100-yard rushing games in a 34-game stretch. Boras served as offensive line coach for five seasons and directed a group that allowed only 12 sacks in 2001 and paved the way for a 1,000-yard rusher in consecutive seasons for the first time since 1973-74.

A native of Glen Ellyn, Ill., Boras spent one season as head coach at NCAA Division III Benedictine University in Lisle, Ill. He also spent time at Texas (1994-97) in various capacities when the school earned trips to three bowl games and was Big 12 champion in 1996. He began as a graduate assistant with the Longhorns, working with the offensive line before serving as tight ends coach (1995), special assistant to the team (1996) and tight ends coach/special teams assistant (1997).

Boras played center at DePauw University in Greencastle, Ind. from 1988-91. He began his coaching career overseeing the offensive line at his alma mater following his graduation with a degree in political science in 1992. He later earned a master's degree in sports management from Indiana State University. Boras and his wife, Amy, have three children, son Jackson and daughters Abigail and Ainsley.



**ROB BORAS, AT A GLANCE**

<b>2012-</b>	<b>ST. LOUIS RAMS</b> Tight Ends
<b>2010-11</b>	<b>JACKSONVILLE JAGUARS</b> Tight Ends
<b>2004-09</b>	<b>CHICAGO BEARS</b> Tight Ends
<b>1999-03</b>	<b>UNIVERSITY OF NEVADA-LAS VEGAS</b> Offensive Coordinator
<b>1998</b>	<b>BENEDICTINE UNIVERSITY</b> Head Coach

<b>1997</b>	<b>UNIVERSITY OF TEXAS</b> Tight Ends/ Special Teams Assistant
<b>1996</b>	<b>UNIVERSITY OF TEXAS</b> Special Assistant to the Team
<b>1995</b>	<b>UNIVERSITY OF TEXAS</b> Tight Ends
<b>1994</b>	<b>UNIVERSITY OF TEXAS</b> Graduate Assistant/ Offensive Line
<b>1992-93</b>	<b>DEPAUW UNIVERSITY</b> Offensive Line





**College: Oklahoma**  
**NFL Coaching Year: 2**  
**Rams Coaching Year: 2**



Joe Bowden is in his second season as the Rams' assistant linebackers coach. Bowden, a former NFL linebacker, joined the Rams after spending three seasons coaching at the high school level in Oklahoma.

In 2012, Bowden helped oversee a linebacker corps that continually made big plays throughout the season. Both MLB James Laurinaitis and WLB Jo-Lonn Dunbar started all 16 games, and Laurinaitis was on the field for every defensive snap last season. Laurinaitis posted a career high 174 tackles to lead the team, while Dunbar ranked second with 157 and led the team with 23 tackles for loss.

Bowden enjoyed a nine-year playing career with Oilers/Titans and Cowboys. He was drafted by Houston in the fifth round in 1992 and spent eight seasons with the franchise before finishing his career in Dallas in 2000. Bowden appeared in 139 career games with 84 starts, including a start in Super Bowl XXXIV against the Rams.

Following his playing career, Bowden participated in numerous internships through the NFL's Minority Coaching Fellowship. He held positions with the Buffalo Bills, Washington Redskins and Houston Texans. Additionally, he interned for three seasons with the Hamburg Sea Devils of NFL Europe.

From 2006-08, Bowden served as the secondary coach at the University Central Oklahoma. He also held positions at St. Mary's High School in Oklahoma City and at Santa Fe High School in Edmond, Okla.

Bowden played linebacker for Barry Switzer at the University of Oklahoma. He was named Big Eight Defensive Newcomer of the Year as a sophomore in 1989, and two years later, Bowden received All-American honors.

A native of Mesquite, Texas, Bowden attended North Mesquite High School. He and his wife Malika have three children: son Jaylon (16) and daughters Sydney (12) and Cheyenne (10).



## JOE BOWDEN, AT A GLANCE

**2012-** ST. LOUIS RAMS  
 Assistant Linebackers  
**2010-11** SANTA FE H. S. (OKLAHOMA)  
 Secondary

**2008-09** ST. MARY'S H. S. (OKLAHOMA CITY)  
 Secondary  
**2006-08** CENTRAL OKLAHOMA  
 Secondary



**College: Boston College**  
**NFL Coaching Year: 27**  
**Rams Coaching Year: 4**



Paul T. Boudreau, a veteran of 27 seasons coaching offensive linemen in the NFL, begins his second season of his second stint with the Rams in 2013.

The Rams made huge strides up front in Boudreau's first season with the new group. St. Louis boasted the 12th best average in the NFL in sacks allowed per pass play. Rams quarterbacks were sacked just 35 times last season, which was 20 less than the 55 allowed in 2011. Boudreau's group also helped Steven Jackson reach the 1,000 yard mark for a eighth-straight season.

St. Louis' improvement came despite some difficult circumstances. Due to injuries and personnel changes, the Rams started seven different offensive line combinations and nine different players started a game on the offensive line last year. RT Barry Richardson was the only Ram to start all 16 games at the same position on the offensive line. Boudreau was challenged to continually have the next man ready, which he did with great success.

Prior to joining Jeff Fisher's staff in 2012, Boudreau spent four seasons as the offensive line coach with the Atlanta Falcons. In both 2010 and 2011, the Falcons finished in the top 10 in the NFL in points scored, including a fifth place finish en route to a 2010 NFC South championship. Boudreau's linemen helped the team total the second fewest sacks allowed per play in a single season with just one per 21.1 pass plays in 2009. His line's strong play also enabled the Falcons offense to amass 330 first downs that year, the second-most ever in a season.

With Boudreau's adept coaching, the offensive line allowed quarterback Matt Ryan to throw for 2,916 yards with a career-best 22 touchdown passes in 2009. Running back Michael Turner scored 10 rushing touchdowns and wide receiver Roddy White topped 1,100 receiving yards with over 80 catches for the third consecutive season for the first time in team history with the aid of Boudreau's charges.

In 2008, Boudreau's unit opened holes for the NFL's second ranked rushing offense (152.7 yards per game). Turner ranked second in the NFL in rushing (1,699 yards), marking the third highest rushing total in Falcons history, en route to his first Pro Bowl. Boudreau's line also assisted in Turner scoring a franchise-high 17 times and passing the 200-yard plateau on two occasions. Boudreau's offensive line also protected NFL Rookie of the Year QB Matt Ryan so that he could throw for 3,440 yards with 16 touchdowns. Ryan's production could be credited to the fact that Boudreau's offensive line allowed a franchise-low of 17 sacks, surpassing the previous mark of 25 (1982). The 17 sacks on 434 pass attempts were equivalent to allowing one sack per every 25.5 plays, which also set a new franchise mark. With the help of Boudreau's linemen, the Falcons recorded a franchise-high 5,779 total net yards and the fifth-highest rushing total in club history (2,443 yards).

Boudreau's stellar offensive lines over the years have helped pave the way for five running backs to top the 10,000-yard career rushing mark, including Barry Sanders, Curtis Martin, Thurman Thomas, Fred Taylor and Steven Jackson.

From 2006-07, Boudreau served as the offensive line coach for the Rams. In 2007, Rams running back Steven Jackson tallied his second consecutive 1,000-yard season behind Boudreau's offensive line. In 2006, Jackson gained a career-high 1,528 rushing yards while nine different players started on the offensive line.

Prior to joining the Rams, Boudreau was the offensive line coach for three seasons with the Jacksonville Jaguars (2003-05). In 2003, the Jacksonville offensive line set a franchise record by allowing only 28 sacks (tied for ninth in the NFL). Running back Fred Taylor also rushed for a team-record 1,572 yards. Boudreau tutored the Carolina Panthers offensive line from 2001-02 and saw the team set a club record by allowing only 31

sacks in 2001. From 1999-2000, he served in the same capacity for the Miami Dolphins.

From 1997-98, Boudreau coached the offensive line for the New England Patriots following a three-year stint with the Detroit Lions guiding the same unit. His first position in the NFL came in New Orleans from 1987-93. In his seven seasons with the Saints, Boudreau's line placed

in the top three in fewest sacks allowed on four occasions. In 1992, the Saints allowed a league-low 15 sacks.

Boudreau and his wife, Joan, have one son, Paul, and one daughter, Jill. His son, Paul, is also a coach with the Rams and Jill is the mother of four children, Kalyn, Zach, Olivia and Grace.



## PAUL BOUDREAU, AT A GLANCE

**2012-** **ST. LOUIS RAMS**  
Offensive Line  
**2008-11** **ATLANTA FALCONS**  
Offensive Line  
**2006-07** **ST. LOUIS RAMS**  
Offensive Line  
**2003-05** **JACKSONVILLE JAGUARS**  
Offensive Line  
**2001-02** **CAROLINA PANTHERS**  
Offensive Line  
**1999-00** **MIAMI DOLPHINS**  
Offensive Line  
**1997-98** **NEW ENGLAND PATRIOTS**  
Offensive Line

**1994-96** **DETROIT LIONS**  
Offensive Line  
**1987-93** **NEW ORLEANS SAINTS**  
Offensive Line  
**1983-86** **EDMONTON ESKIMOS**  
Offensive Line  
**1982** **U.S. NAVAL ACADEMY**  
Offensive Line  
**1979-81** **DARTMOUTH**  
Offensive Line  
**1976-78** **MAINE**  
Offensive Line  
**1974-75** **BOSTON COLLEGE**  
Offensive Line



**College: Boston College**  
**NFL Coaching Year: 2**  
**Rams Coaching Year: 2**



Paul F. Boudreau enters his second season with the Rams' assistant special teams coach. He joined the club in February of 2012 after spending the previous 16 years coaching at the collegiate level. During his time in the college game, Boudreau worked with special teams as well as every offensive position group.

In his first season in St. Louis, Boudreau helped guide a young special teams unit led by rookie K Greg Zuerlein and P Johnny Hekker. Zuerlein connected on his first 15 field goal attempts of his career and set a new team record with eight field goals from 50 yards or more. Hekker's 45.8 gross average and 39.9 net average were both the fourth highest single-season totals in team history. In addition, rookie S Rodney McLeod led the team with 16 special teams tackles after joining the team as an undrafted free agent.

In 2011, Boudreau served as the quarterbacks coach/passing game coordinator at Widener University in Chester, Pa. In 11 games last season, Widener scored 40 or more points eight times en route to a 9-2 record.

Boudreau's experience also includes stops at Massachusetts Maritime Academy, Fitchburg State College, Central Connecticut State, Brown, Cincinnati and Northeastern. He also served as a volunteer special teams coach with the Rams (2006) and the Canadian Football League's Winnipeg Blue Bombers (2008).

Boudreau attended Boston College and earned a bachelor's degree in communications. He is the son of Rams offensive line coach Paul T. Boudreau.

## **PAUL F. BOUDREAU, AT A GLANCE**

<b>2012-</b>	<b>ST. LOUIS RAMS</b> Assistant Special Teams	<b>2000-06</b>	<b>BROWN UNIVERSITY</b> Tight Ends/Special Teams Coordinator
<b>2011</b>	<b>WIDENER UNIVERSITY</b> QBs/Passing Game Coordinator	<b>1999</b>	<b>BROWN UNIVERSITY</b> Wide Receiver
<b>2010</b>	<b>MASSACHUSETTS MARITIME</b> Running Backs	<b>1998-99</b>	<b>UNIV. OF CINCINNATI</b> Graduate Assistant
<b>2007-08</b>	<b>CENTRAL CONN. STATE</b> Wide Receivers	<b>1997-98</b>	<b>NORTHEASTERN UNIV.</b> Tight Ends



**College: North Carolina State**  
**NFL Coaching Year: 21**  
**Rams Coaching Year: 1**



A veteran of 21 NFL seasons, Frank Bush enters his first season as the Rams' linebackers coach.

Bush spent the 2011-12 seasons with the Tennessee Titans, where he held the same position he'll have in St. Louis. Prior to his time in Nashville, Bush spent four seasons with the Houston Texans, including the last two as defensive coordinator.

In 2011, Bush helped two rookies earn starting roles and the two rewarded him with impressive numbers in their initial campaigns. Akeem Ayers started all 16 games at strong-side linebacker and recorded 88 tackles, two sacks, seven quarterback pressures, a forced fumble and a fumble recovery. Colin McCarthy took over the starting middle linebacker job in the second half of the season and tallied 76 tackles, one interception, two forced fumbles and two fumble recoveries.

With Bush as defensive coordinator in 2009, the Texans established new franchise lows for fewest points allowed per game (20.8) and yards allowed per game (324.9); in both 2009 and 2010, Houston yielded the two lowest rushing yardage totals in their franchise's history. Under his direction, Houston saw the emergence of Mario Williams and DeMeco Ryans into Pro Bowl players and Brian Cushing earned Defensive Rookie of the Year in 2009. His first two years with the Texans, Bush was the senior defensive assistant and worked primarily with the defensive line.

Before joining the Texans, Bush spent three seasons with the Arizona Cardinals as the linebackers coach and was tabbed as assistant head coach for his final year. While with the

Cardinals, he guided Carlos Dansby's development into a top-flight player. The defense as a whole made significant strides during his tenure as they improved from 26th the year before his arrival in total defense to 12th in 2004 and 8th in 2005.

Bush spent nine seasons coaching on Mike Shanahan's Denver Broncos teams from 1995-03, in a variety of capacities. In his first five years (1995-99) in Denver, he was the linebackers coach. Additionally, he spent one season as secondary coach (2000) and three seasons as the special teams coach (2001-03) with the Broncos. In his time with Denver, Bush earned two Super Bowl rings (XXXII and XXXIII) and during the 1998 Super Bowl season, his linebacker corps (John Mobley, Glenn Cadrez and Bill Romanowski) accounted for the top three tacklers on the team.

Bush started his coaching career with the Houston Oilers as the linebackers coach from 1992-94. Rams Head Coach Jeff Fisher worked with Bush on that Houston staff.

Bush was a three-year starter at linebacker for North Carolina State and was a fifth-round selection of the Houston Oilers in the 1985 NFL Draft. He earned all-rookie honors in his first season before an injury in his second campaign ended his career as a player. He was a teammate with head coach Mike Munchak and offensive line coach Bruce Matthews during his time with the Oilers. Bush stayed with the Oilers following his retirement as a player, joining the front office as a college scout (1987-92).

Born in Athens, Ga., Bush is married to Stephanie.



## FRANK BUSH, AT A GLANCE

<b>2013-</b>	<b>ST. LOUIS RAMS</b> Linebackers	<b>2001-03</b>	<b>DENVER BRONCOS</b> Special Teams
<b>2011-12</b>	<b>TENNESSEE TITANS</b> Linebackers	<b>2000</b>	<b>DENVER BRONCOS</b> Secondary/Nickel
<b>2009-10</b>	<b>HOUSTON TEXANS</b> Defensive Coordinator	<b>1995-99</b>	<b>DENVER BRONCOS</b> Linebackers
<b>2007-08</b>	<b>HOUSTON TEXANS</b> Senior Defensive Assistant	<b>1993-94</b>	<b>HOUSTON OILERS</b> Defensive Quality Control/Linebackers
<b>2006</b>	<b>ARIZONA CARDINALS</b> Assistant Head Coach/Linebackers	<b>1992</b>	<b>HOUSTON OILERS</b> Linebackers
<b>2004-05</b>	<b>ARIZONA CARDINALS</b> Linebackers		



**College: Indiana (Pa.)**  
**NFL Coaching Year: 6**  
**Rams Coaching Year: 2**



Frank Cignetti, who guided QB Sam Bradford to his best season of his young career, is in his second year as Rams quarterbacks coach.

In Cignetti's first season working with Bradford, the then third-year signal caller set new career highs in passing yards (3,702), touchdown passes (21) and passer rating (82.5). Three of his top six games in terms of passer rating came in 2012, and Bradford's 377 passing yards in Week 15 against Minnesota set a new single-game high.

Cignetti, whose resume includes two decades of coaching experience, spent the 2011 season as the offensive coordinator at Rutgers. That season, the Scarlet Knights averaged 26.4 points per game, fourth most in the Big East, and Rutgers ranked third in the conference in passing offense.

He previously served as the offensive coordinator and quarterbacks coach for two seasons at the University of Pittsburgh.

In Cignetti's first season as Pittsburgh's play caller, the Panthers averaged 32.1 points per game, one of the top five scoring averages in school history. Pitt's offensive arsenal included a 1,700-yard rusher in Dion Lewis and 1,000-yard receiver in Jon Baldwin. In addition, quarterback Bill Stull ranked among the nation's most efficient passers, throwing for more than 2,600 yards and 21 touchdowns. In total, seven of Pitt's offensive players were named All-Big East, including Lewis, who was honored as the league's Offensive Player of the Year and Rookie of the Year.

Cignetti joined Dave Wannstedt's staff after spending the 2008 season as the offensive coordinator and quarterbacks coach at the University of California. The Bears averaged nearly 33 points per game en route to a 9-4 record and victory over Miami (Fla.) in the Emerald Bowl. In 2007 Cignetti was the San Francisco 49ers' quarterbacks coach.

Prior to his 49ers post, Cignetti was the offensive coordinator at North Carolina (2006) and Fresno State (2002-05). In 2004 Fresno State averaged 52.8 points over its final six games and became just the sixth team in NCAA history to score 50 or more points in four consecutive contests.

The Bulldogs twice finished among the nation's top 10 in scoring and third-down conversions during Cignetti's tenure. They were also a perennial postseason team, advancing to four consecutive bowls, including victories over Georgia Tech (2002, Silicon Valley), UCLA (2003, Silicon Valley) and Virginia (2004, MPC Computers).

From 2000-01, Cignetti served as quarterbacks coach with the New Orleans Saints, where he helped Jeff Blake to a career-best passer rating and also helped Aaron Brooks produce some of the best statistics of his career en route to a Pro Bowl alternate selection. Cignetti landed his first NFL appointment in 1999 as a quality control assistant with the Kansas City Chiefs.

From 1990-98, Cignetti was on his father's staff at Indiana University-Pennsylvania, where he was an all-conference safety before earning his bachelor's degree in 1988. He served IUP as receivers, secondary and quarterbacks coach before elevating to offensive coordinator for his final two seasons. During his tenure, IUP twice advanced to the NCAA Division II national title game and earned a berth in the semifinals four times.

Cignetti began his coaching career as a graduate assistant at Pittsburgh in 1989. His father, Frank Sr., was a Pitt assistant from 1966-68 and later the head coach at both West Virginia (1976-79) and Indiana University of Pennsylvania. (1986-2005).

Cignetti is a Pittsburgh native. He played at Indiana University of Pennsylvania. He and his wife, Ellen, have three daughters: Alyssa, Gabrielle and Ella.



## FRANK CIGNETTI, AT A GLANCE

<b>2012-</b>	<b>ST. LOUIS RAMS</b> Quarterbacks	<b>1999</b>	<b>KANSAS CITY CHIEFS</b> Quality Control Assistant
<b>2009-11</b>	<b>UNIVERSITY OF PITTSBURGH</b> Offensive Coordinator/ Quarterbacks	<b>1997-98</b>	<b>INDIANA (Pa.)</b> Offensive Coordinator and Quarterbacks
<b>2008</b>	<b>UNIVERSITY OF CALIFORNIA</b> Offensive Coordinator/ Quarterbacks	<b>1995-96</b>	<b>INDIANA (Pa.)</b> Quarterbacks
<b>2007</b>	<b>SAN FRANCISCO 49ERS</b> Quarterbacks	<b>1993-94</b>	<b>INDIANA (Pa.)</b> Secondary
<b>2006</b>	<b>NORTH CAROLINA</b> Offensive Coordinator	<b>1990-92</b>	<b>INDIANA (Pa.)</b> Wide Receivers
<b>2002-05</b>	<b>FRESNO STATE</b> Offensive Coordinator	<b>1989</b>	<b>PITTSBURGH</b> Graduate Assistant
<b>2000-01</b>	<b>NEW ORLEANS SAINTS</b> Quarterbacks		



**College: Arizona**  
**NFL Coaching Year: 19**  
**Rams Coaching Year: 2**



Chuck Cecil is in his second season as secondary coach with the Rams. He joined Coach Jeff Fisher's staff after ten years with the Tennessee Titans where he coached the team's secondary and spent two seasons as defensive coordinator.

In 2012, the Cecil-led secondary was one of the best in the NFL at limiting big plays. St. Louis allowed just 36 completions of 20 yards or more last season, which was the second-lowest total in the league.

Cecil oversaw the development of CB Janoris Jenkins, who tied an NFL record with three interceptions returned for touchdowns. Jenkins started all 16 games and was named to Pro Football Weekly's All-Rookie Team. Rookie Trumaine Johnson also had two interceptions, while veteran Cortland Finnegan posted three picks. S Quintin Mikell was third among Rams with 114 tackles, and Craig Dahl enjoyed his first 100-tackle season of his career.

In 2009 and 2010, Cecil was the Titans' defensive coordinator. Tennessee ranked eighth in the league in interceptions (20) and second in interceptions returned for touchdown (4). During his last three years with the Titans their defense ranked third in the NFL in interceptions (62) behind only Green Bay and Baltimore.

From 2007-08, Cecil served as Tennessee's defensive backs coach. The Titans totaled 22 interceptions that season, tied for second in the NFL. During 2008, Cecil led a defensive back corps that grew into one of the finest secondary units in the NFL, as three of the four players (Cortland Finnegan, Chris Hope, Michael Griffin) were invited to the Pro Bowl for the first time in their careers.

In 2004-06, Cecil was the safeties and nickel backs coach. He began his coaching career

with the Tennessee Titans in 2001 as a quality control coach and earned his way to the top of the defensive ranks.

Prior to coaching, Cecil enjoyed a seven-year playing career in the NFL as a safety. He was drafted by the Packers in 1988 and spent five seasons in Green Bay. He signed with the Phoenix Cardinals in 1993 and concluded his career with the Houston Oilers in 1995. Cecil was known as a punishing hitter, and his style of play landed him on the cover of Sports Illustrated with the title, 'Is Chuck Cecil too Vicious for the NFL?' Cecil was an All-Madden selection in 1991 and chosen for the 1992 Pro Bowl.

Cecil played his college football at the University of Arizona. He began his collegiate career as a walk-on and earned numerous honors. He was a two-time All-Pac-10 first team selection and was named All-American by Football News, UPI, Kodak and Walter Camp. He was named Pac-10 Defensive Player of the Year in 1987. Following a career in which he intercepted 21 passes, Cecil was inducted into the University of Arizona Sports Hall of Fame in 1993 and was ultimately inducted into the NCAA Football Hall of Fame class of 2009.

Cecil and his wife, Carrie, are avid philanthropists. Groups they support include All-Pro Dad, Ordinary Hero, Ten-Days Missions and the Nashville Rescue Mission for women and children. Additionally, they orchestrated the Cecil Family Golden Hour Golf Classic for The UMC Level One Trauma Center in Tucson, Arizona.

The Cecils maintain homes in both California and St. Louis with their eight-year-old daughter, Charli Alleene, and dogs, Wilbur, Max and Zeus.



## CHUCK CECIL, AT A GLANCE

**2012-** ST. LOUIS RAMS  
 Secondary  
**2009-10** TENNESSEE TITANS  
 Defensive Coordinator  
**2007-08** TENNESSEE TITANS  
 Defensive Backs

**2004-06** TENNESSEE TITANS  
 Safeties and Nicklebacks  
**2001-03** TENNESSEE TITANS  
 Defensive Assistant/ Quality Control





**College: Tufts**  
**NFL Coaching Year: 7**  
**Rams Coaching Year: 2**



Andy Dickerson enters his second season the Rams' assistant offensive line coach. He came to St. Louis after serving in similar roles with the Cleveland Browns and New York Jets.

In his first season with the Rams, Dickerson helped guide an offensive line that allowed just 35 sacks after giving up 55 the previous year. St. Louis' offensive line was forced to deal with its share of adversity as nine different linemen started at least one game last season.

Dickerson spent the 2011 season with the Jets as a coaches' assistant. He first broke into coaching as a member of their staff from 2006-08, with coaches' assistant and defensive quality control responsibilities. He also spent two years with the Cleveland Browns, serving as the offensive line assistant in 2010 and defensive quality control in 2009.

Before joining the Jets staff, Dickerson worked in the operations department of the New England Patriots, first as an intern in 2004 and then on a full-time basis the following year. He began his NFL career with the Washington Redskins as a training camp intern in 2003 before spending that season as a graduate assistant on the offensive staff at Tufts University.

Dickerson played collegiate football at Tufts from 1999-2002. He also performed in the shot put, discus and hammer throw on the school's track and field squad. Before that, he was on the school's track and field squad. Before that, he was a three-sport captain in football, wrestling, and track and field at Tower Hill School in his hometown of Wilmington, Del.

## **ANDY DICKERSON, AT A GLANCE**

**2012-** **ST. LOUIS RAMS**  
 Assistant Offensive Line  
**2011-** **NEW YORK JETS**  
 Coaches' Assistant  
**2010-** **CLEVELAND BROWNS**  
 Assistant Offensive Line  
**2009-** **CLEVELAND BROWNS**  
 Defensive Quality Control

**2006-08-** **NEW YORK JETS**  
 Coaches' Assistant/Defensive Quality Control  
**2004-05-** **NEW ENGLAND PATRIOTS**  
 Operations Intern/Assistant  
**2003-** **TUFTS**  
 Graduate Assistant



**College: University of Montana**  
**NFL Coaching Year: 3**  
**Rams Coaching Year: 2**



Brandon Fisher is in his second season with the Rams where he serves as the team's assistant secondary coach.

In 2012, Fisher helped guide a secondary that was one of the best in the NFL at limiting big plays. St. Louis allowed just 36 completions of 20 yards or more last season, which was the second-lowest total in the league.

Fisher helped oversee the development of CB Janoris Jenkins, who tied an NFL record with three interceptions returned for touchdowns. Jenkins started all 16 games and was named to Pro Football Weekly's All-Rookie Team. Rookie Trumaine Johnson also had two interceptions, while veteran Cortland Finnegan posted three picks. S Quintin Mikell was third among Rams with 114 tackles, and Craig Dahl enjoyed his first 100-tackle season of his career.

Fisher spent the 2011 season with the Detroit as an assistant to the defensive coaching staff. He was part of a Lions staff that led the club

to the franchise's first playoff appearance since 1998. Fisher spent part of the 2010 season helping the Tennessee Titans' offensive coaching staff.

Fisher was a standout linebacker at the University of Montana where he played in 54 games (30 starts) and finished with 169 career tackles. As a senior, he was a second team All-Big Sky Conference pick and helped lead the Grizzlies to a 14-1 record with their only loss being to Villanova (23-21) in the Football Championship Subdivision title game. Fisher began his collegiate career as a safety, but began the transition to linebacker in 2008.

As a business marketing major at Montana, Fisher was named to the All-District 7 academic squad with a 3.9 GPA as well as the FCS Athletic Director Association's Academic All-Star team. He was also a three-time all-league academic team selection. Fisher is the son of Rams Head Coach Jeff Fisher.



## **BRANDON FISHER, AT A GLANCE**

**2012-**

**ST. LOUIS RAMS**  
Assistant Secondary

**2011**

**DETROIT LIONS**  
Defensive Assistant



**College: Moorhead State  
(Minn.)**  
**NFL Coaching Year: 14**  
**Rams Coaching Year: 5**



Rock Gullickson enters his fifth season as strength coach for the Rams. Upon joining the Rams in 2009, Gullickson headed up a dramatic reconstruction of the weight room and shifted the program emphasis to training for power and explosiveness. Gullickson changed the entire layout by creating free weight stations that allow players to move easily from station to station. Gullickson created a team-orientated strength and conditioning program that focused on the shared experience of the program. Emphasis is placed on increasing strength levels with modifications based on specific player needs.

Before joining the Rams, Gullickson occupied a similar position with the Green Bay Packers from 2006-2008. In 2007, Gullickson was named NFL Strength Coach of the Year, an award that is given based on a vote of all 32 strength and conditioning coaches in the NFL.

Soon after his arrival in Green Bay, Gullickson helped restructure the Packers' weight room, adding new free weight equipment and adjusting the layout of the conditioning area. Gullickson followed a similar template when he was at Montana State, designing a weight room facility that was a feature of the football program that won the 1984 national collegiate Division I-AA championship.

Gullickson made his NFL coaching debut in 2000 with the New Orleans Saints, serving as strength and conditioning coach through the 2005 season.

Before joining the Saints, Gullickson spent 22 years as a collegiate coach. His last collegiate stop was at the University of Louisville from 1998-99. Gullickson served as strength and conditioning coach at the University of Texas from 1993-97, working with future NFL players, including Ricky Williams, Priest Holmes and Casey Hampton.

Rock joined the Longhorns after stints at Rutgers (1990-92) and Montana State (1982-89). At Montana State, Gullickson became the first full-time strength and conditioning coach in the history of the Big Sky Conference.

In 1981, Gullickson was named strength coach and weight room instructor at South Dakota State, where he received his master's degree. Gullickson spent two seasons (1979-80) at Mayville State in Mayville, N.D., where he was an assistant football coach, head track and field coach, and strength coach.

A graduate of Moorhead State, Gullickson made his coaching debut at his alma mater as strength coach in 1978. Gullickson was a three-year starter at guard and team captain for the Dragons, earning All-Northern Sun Conference recognition and was an Associated Press Division III All-American in 1977.

A native of Moorhead, Minn., Gullickson is married to Terry.

**2009-** **ST. LOUIS RAMS**  
Strength

**2006-08** **GREEN BAY PACKERS**  
Strength & Conditioning Coordinator

**2000-05** **NEW ORLEANS SAINTS**  
Strength & Conditioning

**1998-99** **UNIVERSITY OF LOUISVILLE**  
Strength & Conditioning

**1993-97** **UNIVERSITY OF TEXAS**  
Strength & Conditioning

**1990-92** **RUTGERS UNIVERSITY**  
Strength & Conditioning

**1982-89** **MONTANA STATE UNIVERSITY**  
Strength & Conditioning

**1981** **SOUTH DAKOTA STATE UNIVERSITY**  
Strength Coach &  
Weight Training Instructor

**1979-80** **MAYVILLE STATE UNIVERSITY**  
Strength Coach/Assistant Football Coach

**1978** **MOORHEAD (Minn.) STATE UNIVERSITY**  
Strength Coach



**College: Maine**  
**NFL Coaching Year: 2**  
**Rams Coaching Year: 2**



Ben Sirmans returns for his second season as Rams running backs coach. In 2012, his first season coaching at the NFL level, Sirmans guided Steven Jackson to his eighth-consecutive 1,000-yard season. Jackson became just the sixth player in NFL history to rush for 1,000 yards in eight or more seasons. In addition, rookie Daryl Richardson rushed for 475 yards on just 98 carries, a 4.8 yard average.

Sirman joined the Rams in 2012 after 16 seasons of coaching at the collegiate level. Prior to his arrival in St. Louis, Sirmans spent five seasons coaching running backs at Boston College. During his time at BC, he mentored the school's all-time leading rusher, Montel Harris. In 2011, Harris became BC's career rushing leader and was the 2011 ACC Preseason Player of the Year before a knee injury ended his season prematurely.

Sirmans tutored Harris to first-team All-ACC honors in 2010. The all-league running back rushed for 1,243 yards on 269 carries (4.6 yards per carry) and eight touchdowns. Harris finished his junior campaign 126 yards away from breaking the all-time BC rushing record, as well as the active ACC rushing leader with 3,600 yards, the most ever recorded by a junior in the ACC.

In 2007, Sirmans helped running back Andre Callender set a BC single-season record for receptions (76), earning him All-ACC second-team honors. Callender led the ACC in yards from scrimmage (rushing, receiving) and set a single-season ACC record for most pass receptions by a running back. The 2007 Eagles began the season 8-0 and ranked No. 2 in the country

en route to finishing 11-3, the first BC team to win 11 games since 1940.

Sirmans joined the staff at Boston College in 2007. He began his college coaching career in 1996 at his alma mater, the University of Maine. From 1996 through 1999, Sirmans worked as running backs coach and recruiting coordinator for the Black Bears.

In 2005, Sirmans joined the staff at Michigan State as running backs coach. That season, the Spartans finished 20th in the nation, rushing for 201.8 yards per game. In 2006, Sirmans coached special teams as well as the running backs.

In 2000, Sirmans moved on to Kent State where he coached running backs for five seasons. With Sirmans' assistance, the Kent State offense was notably productive. In 2001 and 2002, the Golden Flashes rolled up 215 yards per game along the ground, finishing 13th and 15th nationally in rushing production those two seasons. In 2004, Kent State scored 30.5 points per game, the second-highest mark in school history.

Sirmans played running back at Maine under current Iowa head coach Kirk Ferentz. His senior year, Sirmans ran for 1,214 yards, earning All-Conference and All-New England honors. He graduated from Maine in 1993 with a degree in physical education, health, and recreation.

A native of East Orange, N.J., Sirmans is married to the former Tia Thompson. The couple has a son, Marcus (4).



## **BEN SIRMANS, AT A GLANCE**

**2012-** **ST. LOUIS RAMS**  
 Running Backs  
**2007-11** **BOSTON COLLEGE**  
 Running Backs  
**2006** **MICHIGAN STATE**  
 Running Backs/Special Teams

**2005** **MICHIGAN STATE**  
 Running Backs  
**2000-04** **KENT STATE**  
 Running Backs  
**1996-99** **MAINE**  
 Running Backs/Recruiting Coordinator



**College: Fresno State**  
**NFL Coaching Year: 24**  
**Rams Coaching Year: 2**



Ray Sherman enters his second season with the St. Louis Rams as the wide receivers coach. The 2013 season serves as his 38th year in coaching and 24th as an NFL assistant.

In his first season with the Rams, Sherman oversaw a young receiver group that progressed as the season went along. Chris Givens, the 13th wide receiver selected in last April's draft, finished fourth among NFL rookies in receiving yards (698) and recorded a reception of 50 yards or more in five consecutive games. Givens led the Rams in receiving yards.

Veteran Brandon Gibson set new career highs in receiving yards (691) and touchdown catches (5), and despite battling injuries, Danny Amendola approached career highs in catches and receiving yards while contributing three touchdowns.

Prior to joining the Rams, Sherman spent four years with the Dallas Cowboys, coaching wide receivers from 2007-10. During his time with the Cowboys, Sherman worked with Terrell Owens, who accumulated three consecutive 1,000-yard plus seasons. Under Sherman, Owens saw one of his most productive seasons of his career, setting a club record for touchdowns in a season (15), breaking Frank Clarke's mark of 14 set in 1962, and posting six 100-yard games — tying the second most in a season in his career and tying the third-most by a receiver in team history in 2007. Sherman also oversaw the development of Miles Austin and added veteran Pro Bowler, Roy Williams, to his corps of receivers.

Before landing in Dallas, Sherman spent two seasons (2005-06) coaching the Tennessee Titans receivers. Despite working with a rookie quarterback in Vince Young in 2006, Sherman's top receivers (Drew Bennett and Bobby Wade) enjoyed their best single-season averages for yards-per-catch (Bennett, 16.0 and Wade, 14.0), while second-year receiver Brandon Jones bettered his rookie numbers with 27 receptions for 384 yards (14.2 avg.) and four touchdowns.

In his first year with the Titans (2005), Sherman mentored a trio of rookie draft picks - Brandon

Jones, Courtney Roby and Roydell Williams - along with veteran Drew Bennett in the lead receiver role. The three rookie receivers, along with rookie tight end Bo Scaife, became the first quartet of rookie pass catchers to each collect at least 20 receptions since the 1968 Buffalo Bills (Max Anderson, Gary McDermott, Haven Moses, and Richard Trapp). Each of Sherman's three rookie receivers earned starting nods at some point during the season.

Before landing in Tennessee, Sherman spent five seasons (2000-04) as the wide receivers coach for the Green Bay Packers. During his run in Green Bay, Sherman helped develop a corps of young receivers - Javon Walker, Donald Driver and Robert Ferguson - into elite receivers with Driver (2002, 2006 and 2007) and Ferguson (2005) earning trips to the Pro Bowl.

In 2004 Driver and Walker ranked second in the NFL for yards by a receiver combination (2,590) and Walker was third in the league with 1,382 yards with 12 touchdowns in just his third NFL season. In 2002 the Packers led the league with 29 touchdown receptions.

Prior to coaching in Green Bay, Sherman was the offensive coordinator for the Minnesota Vikings (1999) and Pittsburgh Steelers (1998). The Vikings offense ranked third in the league in total offense and had the fifth-best passing attack in the league. While with the Steelers, Sherman's offense featured a running attack that finished seventh in the league.

Sherman was the quarterbacks coach (1995-97) for the Vikings before guiding the offense in Pittsburgh. Minnesota quarterback Warren Moon led the NFL in completions (377) and matched a career-high in touchdowns (33) under Sherman's tutelage. From 1996-97 Sherman oversaw the maturation of Brad Johnson into a starter as he ranked in the top-five in the league each season in passer rating. Before his first stint in Minnesota, Sherman coordinated Pete Carroll's offense in 1994 - Carroll's only season as the N.Y. Jets head coach.

Sherman spent three seasons (1991-93) with the San Francisco 49ers, first as their running

backs coach (1991) then as the receivers coach (1992-93). Under Sherman's guidance, Jerry Rice had one of the best seasons of his career in 1993, recording 1,503 yards and 15 touchdowns en route to earning AP Offensive Player of the Year honors.

Sherman followed Jerry Glanville to the Atlanta Falcons and spent one season (1990) as the Falcons assistant head coach/offense. He helped the Falcons finish 10th in the league in scoring and total offense after finishing in the bottom third the previous season.

Sherman made his NFL coaching debut under Glanville with the Houston Oilers as the team's running backs coach (1988). In his second season in Houston, he coached the club's receivers.

After playing wide receiver and defensive back at Fresno State, Sherman began a 14-year collegiate coaching career. He began as a graduate assistant at San Jose State (1974), then coached defensive backs at California (1975), tight ends at Michigan State (1976-77), running backs at Wake Forest (1978-80), running backs/slot backs at California (1981), running backs at Purdue (1982-85) and wide receivers at Georgia (1986-87).

Born in Berkeley, California, Sherman and his wife Yvette have two children, Erica and Alana. His first child, Ray II, passed away in 2003.



## RAY SHERMAN, AT A GLANCE

<b>2012-</b>	<b>ST. LOUIS RAMS</b> Wide Receivers	<b>1990</b>	<b>ATLANTA FALCONS</b> Assistant Head Coach/ Offense
<b>2007-11</b>	<b>DALLAS COWBOYS</b> Wide Receivers	<b>1989</b>	<b>HOUSTON OILERS</b> Wide Receivers
<b>2005-06</b>	<b>TENNESSEE TITANS</b> Wide Receivers	<b>1988</b>	<b>HOUSTON OILERS</b> Running Backs
<b>2000-04</b>	<b>GREEN BAY PACKERS</b> Wide Receivers	<b>1986-87</b>	<b>GEORGIA</b> Wide Receivers
<b>1999</b>	<b>MINNESOTA VIKINGS</b> Offensive Coordinator	<b>1982-85</b>	<b>PURDUE</b> Running Backs
<b>1998</b>	<b>PITTSBURGH STEELERS</b> Offensive Coordinator/Quarterbacks	<b>1981</b>	<b>CALIFORNIA</b> Running Backs/ Slot Backs
<b>1995-97</b>	<b>MINNESOTA VIKINGS</b> Quarterbacks	<b>1978-80</b>	<b>WAKE FOREST</b> Running Backs
<b>1994</b>	<b>NEW YORK JETS</b> Offensive Coordinator	<b>1976-77</b>	<b>MICHIGAN STATE</b> Tight Ends
<b>1992-93</b>	<b>SAN FRANCISCO 49ERS</b> Wide Receivers	<b>1975</b>	<b>CALIFORNIA</b> Defensive Backs
<b>1991</b>	<b>SAN FRANCISCO 49ERS</b> Running Backs	<b>1974</b>	<b>SAN JOSE STATE</b> Graduate Assistant



**College: Western California**  
**NFL Coaching Year: 3**  
**Rams Coaching Year: 2**



Clyde Simmons, who was one of the NFL's top defensive ends during his 15-year playing career, enters his second season as the Rams' assistant defensive line coach.

In his first season in St. Louis, Simmons helped tutor a defensive line that was one of the strongest units on the team. The Rams tied for the NFL lead with 52 sacks, paced by 11.5 from DE Chris Long and 10.5 from DE Robert Quinn. In addition, DT Michael Brockers was named to Pro Football Weekly's All-Rookie Team.

Simmons, a two-time Pro Bowler and two-time First-Team All-Pro, broke into the coaching ranks in 2010 when he spent the season as a coaching intern with the New York Jets. During his time on Rex Ryan's staff, Simmons worked mostly with the defensive line.

Simmons' playing career included stints with the Eagles (1986-93), Cardinals (1994-95), Jaguars (1996-97), Bengals (1998) and Bears (1999-2000). He racked up 121.5 career sacks, which ranks 14th in NFL history entering the 2012 season. Simmons led the NFL with 19 sacks in 1992.

After retiring as a player following the 2000 season, Simmons spent time working as a private mortgage officer and as a probation officer in Georgia. He also coached at Greater Atlanta Christian High School in Norcross, Ga.

A native of Wilmington, N.C., Simmons starred at Western Carolina before the Eagles selected him in the ninth round of the 1986 draft. He is a member of the Greater Wilmington Sports Hall of Fame.



## **CLYDE SIMMONS, AT A GLANCE**

**2012-****ST. LOUIS RAMS**  
Assistant Defensive Line**2010****NEW YORK JETS**  
Coaching Intern





**College: California-Berkeley**  
**NFL Coaching Year: 14**  
**Rams Coaching Year: 5**



Andy Sugarman enters his fifth season as quality control/offense with the Rams. Sugarman is responsible for breaking down film of upcoming opponents, self scouting the Rams and leading the scout team defense in practice, as well as assisting with the wide receivers.

The 2013 season will mark Sugarman's 14th year in the NFL. Prior to his arrival in St. Louis, he served as offensive assistant for the Atlanta Falcons in 2007. From 2004-05, Sugarman coached tight ends for the Detroit Lions as a member of Steve Mariucci's staff after spending one season as offensive assistant for the team in 2003. In 2005, Sugarman helped TE Marcus Pollard lead the Lions in receiving with 46 receptions for 516 yards and three touchdowns.

Sugarman came to Detroit in 2003 after five seasons with the San Francisco 49ers. He was the club's offensive quality control coach from 1998-99 and worked as an offensive assistant from

2000-02. During his first three seasons in San Francisco, Sugarman worked with wide receivers. In his final two seasons with the team, Sugarman worked with tight ends. In addition to his coaching duties, Sugarman handled computer operations, including game plan inputs and coordinated the scout teams for special teams.

A fourth generation University of California-Berkeley student, Sugarman made his coaching debut at California-Berkeley in 1991, serving as an assistant to the offensive and special teams coaching staffs through the 1997 season. Sugarman also worked for the team while he was a student at Acalanes High School in Lafayette, Calif.

Andy is married to the former Amanda Mehan and the couple has three daughters, Lucy, Chelsea and Roxie.



## **ANDY SUGARMAN, AT A GLANCE**

**2009-** **ST. LOUIS RAMS**  
Quality Control/Offense  
**2007** **ATLANTA FALCONS**  
Offensive Assistant  
**2004-05** **DETROIT LIONS**  
Tight Ends  
**2003** **DETROIT LIONS**  
Offensive Assistant

**2000-02** **SAN FRANCISCO 49ERS**  
Offensive Assistant  
**1998-99** **SAN FRANCISCO 49ERS**  
Offensive Quality Control  
**1991-97** **UNIVERSITY OF CALIFORNIA-BERKELEY**  
Offensive/Special Teams Assistant



**College: Utah State**  
**NFL Coaching Year: 16**  
**Rams Coaching Year: 2**



Mike Waufle is in his second season as the Rams' defensive line coach, and 2013 marks the 16th season in which he's coached the position at the NFL level. In his first 15 NFL seasons, Waufle's teams have finished in the top 10 in sacks eight times, including last season when the Rams tied for the league lead in the category.

Waufle's unit was one of the strengths of the Rams in 2012. While St. Louis tied for the league lead in sacks, they finished first outright in sacks per pass play. DE Chris Long (11.5) and DE Robert Quinn (10.5) gave the Rams a pair of double-digit sackers for the first time since 2000. In addition, DT Michael Brockers was named to Pro Football Weekly's All-Rookie team, and DE William Hayes reached a new career high with 7.0 sacks.

Waufle joined the Rams after a two-year stint with the Oakland Raiders. In 2010, Waufle's first year in Oakland, the Raiders finished tied for second in the NFL in sacks with 47, just one off the pace of Pittsburgh's league-leading total of 48. Like the Rams did in 2012, Oakland led the NFL in sacks per pass play in 2010. DT Richard Seymour went to the Pro Bowl following both of his seasons in which Waufle was his position coach.

From 2004-09, Waufle served as defensive line coach with the New York Giants and helped guide some of the NFL's top pass rushers. The Giants led the NFL in sacks in 2007, and their defensive line sacked Tom Brady five times in Super Bowl XLII to help lead New York to a world championship. Three different defensive ends – Osi Umenyiora (2005, '07), Michael Strahan (2005) and Justin Tuck (2008) – went to the Pro Bowl under Waufle's watch.

Waufle served in the same capacity with the Raiders from 1998-03. He helped Oakland earn three AFC West titles during his first stint with

the Raiders, a run that included a 2002 AFC Championship and trip to Super Bowl XXXVII. DT Darrell Russell made two Pro Bowls (1998, '99) during Waufle's first tenure with the Raiders.

Waufle was defensive line coach at the University of California at Berkeley for six years before moving to nearby Oakland. While an assistant at Cal, Waufle was also recruiting coordinator. Waufle helped develop a number of NFL defensive linemen, including two first rounders in 1996 — Duane Clemons and Regan Upshaw — during his coaching career at Cal. Waufle was defensive line coach at Oregon State from 1990-91 and at UCLA in 1989.

Waufle began his coaching career at Alfred University in New York. He served as defensive line coach at Fresno State from 1985-88. From 1980-84, he was an assistant at Utah State, his alma mater, working one season as secondary coach, two years as offensive line coach and two seasons as defensive line coach.

The Hornell, N.Y. native joined the United States Marine Corps and served from 1972-75. Waufle played at Bakersfield Junior College, where the football team won the junior college national title and played in the Junior Rose Bowl in 1976. He then played on the defensive line at Utah State, where he was named captain as a senior. He was awarded the Scholastic/Athletic Excellence Award.

In 2009, Waufle received the Lifetime Achievement Award from the Commandant of the U.S. Marine Corps. General James T. Conway presented Waufle with the prestigious award.

The Waufle family includes his wife Kathy, two daughters, Michele and Marsha, son-in-law Sean Peterson, two granddaughters, Kiki and Loryn, and a grandson, Luke.



# MIKE WAUFLE, AT A GLANCE

<b>2012-</b>	<b>ST. LOUIS RAMS</b> Defensive Line	<b>1989</b>	<b>UCLA</b> Defensive Line
<b>2010-11</b>	<b>OAKLAND RAIDERS</b> Defensive Line	<b>1985-88</b>	<b>FRESNO STATE</b> Defensive Line/ Special Teams
<b>2004-09</b>	<b>NEW YORK GIANTS</b> Defensive Line	<b>1983-84</b>	<b>UTAH STATE</b> Defensive Line
<b>1998-03</b>	<b>OAKLAND RAIDERS</b> Defensive Line	<b>1981-82</b>	<b>UTAH STATE</b> Offensive Line
<b>1992-97</b>	<b>UNIVERSITY OF CALIFORNIA</b> Defensive Line	<b>1980</b>	<b>UTAH STATE</b> Defensive Backs
<b>1990-91</b>	<b>OREGON STATE</b> Defensive Line	<b>1979</b>	<b>ALFRED UNIVERSITY</b> Defensive Line



**College: Maryland**  
**NFL Coaching Year: 6**  
**Rams Coaching Year: 2**



Dennard Wilson is in his second season as the Rams' defensive quality control coach. Wilson is responsible for breaking down opposing offenses, and he also works with the Rams' secondary.

Wilson came to St. Louis after spending four seasons as a scout with the Chicago Bears. In his role with the Bears he evaluated pro players as well as arena league standouts to help determine the 53-man roster additions and subtractions. He was also responsible for scouting the team's opponents, facilitating player workouts, and evaluating the team's needs.

Prior to joining the Bears, Wilson spent one season as a graduate assistant at Maryland where he worked with defensive backs, linebackers and punt returners.

At the conclusion of his playing career, Wilson worked as a recruiter at Paige & Rice, a mar-

keting consulting firm. While working at Paige & Rice, Wilson also served as a defensive backs coach and passing game coordinator at DeMatha Catholic High School.

Wilson was a three-year starter at the University of Maryland where he earned four letters as a defensive back. He was selected as captain for the 2002-2004 seasons and was an All-Atlantic Coast Conference honorable mention in 2004.

In 2004, Wilson signed with the Washington Redskins as an undrafted rookie free agent. Wilson was a member of Washington's practice squad before suffering a season-ending injury.

A native of Upper Marlboro, Md., Wilson graduated from the University of Maryland in 2004 with a degree in communications.

## **DENNARD WILSON, AT A GLANCE**

**2012-** **ST. LOUIS RAMS**  
 Defensive Quality Control  
**2008-11** **CHICAGO BEARS**  
 Scout

**2007-08** **MARYLAND**  
 Graduate Assistant  
**2004-06** **WASHINGTON REDSKINS**  
 Defensive Backs/Passing Game  
 Coordinator



**College: Southern Miss**  
**NFL Year: 14**  
**Rams Year: 2**



Taylor Morton embarks on his 14th season in the NFL and second with the Rams. Morton enters the 2013 season as the Director of Player personnel after joining the Rams as Director of College Scouting in 2012. He oversees the Rams' collegiate and professional scouting efforts, and evaluates the top talent in the country. The player personnel department utilizes the information he collects to assist in making the Rams' NFL draft process as effective as possible.

He came to St. Louis from the Atlanta Falcons where he served 12 years in the player personnel department. He was responsible for scouting the Southeast for the past 7 seasons, and the Southwest, and Midwest respectively for the club. Prior to becoming a college scout, Morton served in pro personnel as an advance scout for the

Falcons opponents, as well as evaluating future free agent prospects for the team, scouting other professional leagues, including the NFL, NFL Europe and the CFL.

Taylor joined the Falcons after coaching eight years in the college ranks. His stints included Auburn University, Hinds CC and Pearl River CC. He began his coaching career at Southern Miss as a student assistant, earning both a Masters and a B.S. degree in Coaching/Sports Administration. Taylor is a native of the Destin, Florida area where he attended Niceville High School and was a member of the 1988 4A state championship football team. He and his wife, Carissa, have two sons, Thomas and Joshua. The Morton family resides in Chesterfield, Missouri.



**College: University of Florida**  
**NFL Year: 9**  
**Rams Year: 2**



Ran Carthon enters his second season as director of pro personnel with the Rams. In this role, Carthon manages the pro scouting department in evaluating players among the professional leagues while continuing his duties of advance scouting of the Rams' upcoming opponents. In addition, he will prepare the club for acquisitions through free agency, trades and the daily waiver wire. Carthon also cross checks top college prospects.

Carthon joined the Rams after spending four seasons as a pro scout with the Atlanta Falcons. In Atlanta, Carthon worked closely with Rams General Manager Les Snead, who was the Falcons' director of player personnel during Carthon's tenure with the club.

Prior to his time in Atlanta, Carthon enjoyed a three-year playing career in the NFL. He broke into the league as an undrafted rookie with the Indianapolis Colts in 2004 and played with the club through the 2006 campaign.

Carthon was a standout running back at the University of Florida (1999-2003) where he competed in five bowl games over his collegiate career and was part of the Gators 2000 SEC Championship team. Carthon's father, Maurice, played in the NFL with the New York Giants and Indianapolis Colts. His father held coaching positions with the New England Patriots, New York Jets, Detroit Lions, Dallas Cowboys, Cleveland Browns, Arizona Cardinals and Kansas City Chiefs.



**College: North Carolina A&T**  
**NFL Year: 11**  
**Rams Year: 11**



Holmes enters his 11th NFL season and first as director of college scouting for the Rams. He is responsible for the Rams' college and regional scouting efforts.

Holmes has held various responsibilities within the Rams player personnel department, most recently as a national scout during the 2012 season. As an area scout, he covered the Northeast region for one season with the rest of his tenure primarily responsible for covering the Southeast region. Prior to becoming an area scout, he also served as the National Combine Scout mainly responsible for the Midwest area. Holmes originally joined the department as a scouting assistant in 2004, after getting his start with the club as a public relations intern in 2003.

A graduate of North Carolina A&T, Holmes was team captain and a four-year letterman for the Aggies, starting at defensive tackle as they won the 1999 Mid-Eastern Athletic Conference and Black College National Championship.

A native of Tampa, Fla., Holmes was named 1997 first-team All-County and All-Conference at defensive tackle for Chamberlain High.

Brad's father, Mel Holmes, played guard for the Pittsburgh Steelers from 1971-73. Holmes is single and lives in Atlanta, Ga.



**College: Long Beach State University**  
**NFL Year: 30**  
**Rams Year: 3**



Snead enters his second year as the Rams' senior player personnel analyst. He is responsible for evaluating pro players for select NFL teams as designated by the director of player personnel.

Snead joined the Rams' personnel staff in June of 2010 after a one-season stint as the director of player personnel with the United Football League's Hartford Colonials. From 2007-08, Snead worked in the Raiders' personnel department. Prior to his time in Oakland, Rich spent 13 seasons with the Tennessee Titans, including nine as the team's director of player personnel. Rich originally came to the Houston Oilers in 1994 as the club's director of pro personnel. He spent four seasons as a

scout for the Los Angeles Raiders (1990-93) and two seasons as a scout for the San Diego Chargers (1988-89).

Rich began his pro career in 1983 as a scout for the Oklahoma Outlaws in the United States Football League (USFL). He also served as director of player personnel for the Los Angeles Express from 1984-86. Rich's coaching experience includes a stint as wide receivers and quarterbacks coach at Santa Ana College from 1979-82 after attending Long Beach State University.

A native of San Gabriel, Calif., Rich and his wife, M'Lissa, have one son, Bill.





**College: Notre Dame**  
**NFL Year: 12**  
**Rams Year: 2**




Jordan is in his second year as Player Personnel Coordinator with the Rams. His responsibilities include managing and directing the in-house player personnel staff, evaluating NFL players in the preseason, visiting colleges in the fall, evaluating draft-eligible prospects on film throughout the year, organizing and planning the yearly Player Personnel Department Calendar, and assisting in draft preparation.

Additionally, Jordan assists the General Manager on numerous fronts, including organizing and planning his scouting schedule and focus, completing football related projects and studies, and communicating with the entire scouting staff.

From 2002 – 2011, he worked in the Player Personnel Department of the Indianapolis Colts, where he was a member of the 2006 Super Bowl and 2009 AFC Championship Teams. During this time, he worked in college scouting, pro scouting, day-to-day operations, and contracts/salary cap.

A native of Brooklyn, NY, Jordan graduated from the University of Notre Dame, where he played football and earned two letters as an offensive center and guard. He is married to Megan, and they currently reside in St. Louis.



**College: Colorado State**  
**NFL Year: 42**  
**Rams Year: 40**



McCutcheon enters his 42nd season in the NFL, including 40 with the Rams. He serves as a national scout for club and is responsible for scouting players within a designated region as specified by the general manager.

McCutcheon spent seven years as the club's Director of Player Personnel and four years as Director of Scouting. Since joining the club as a scout in 1982, he has held other various scouting roles within the player personnel department.

"Clutch" was just that in eight seasons for the Rams (1972-79), ending his career as the franchise's all-time leading rusher. McCutcheon is fourth on the team's career rushing list with 6,186 yards, and first in playoff rushing with 687 yards. Among the Rams' all-time leading rushers, McCutcheon trails only Steven Jackson, Eric Dickerson and Marshall Faulk. McCutcheon set Rams' records in the 1975 NFC divisional playoffs when he carried the ball 37 times for 202 yards as the Rams beat the St. Louis Cardinals, 35-23.

McCutcheon finished his playing career with Denver and Seattle in 1980, and Buffalo in 1981. He was an all-sport star at Plainview High in his native Plainview, Texas, and was named the top player of the 20th century in Texas' South Plains area by the Lubbock Avalanche-Journal in 1999. Among those receiving votes was NFL Hall of Fame quarterback Sammy Baugh. In February 2007, McCutcheon was inducted into the Texas Panhandle Hall of Fame.

McCutcheon was a four-year letterman at Colorado State and a third-round draft choice of the Rams in 1972. He is also a member of the Colorado State Hall of Fame; he set more than 20 school and Western Athletic Conference records.

McCutcheon and his wife, Myna, live in Huntington Beach, Calif., and have a son, Marcus, a graduate of Stanford University. McCutcheon also has a son, Daylon, who played cornerback for the Cleveland Browns, and a daughter, Adrian, and five grandchildren.



**College: Arizona State**  
**NFL Year: 13**  
**Rams Year: 1**



Monago enters his 13th NFL season and first with the Rams. He serves as a national scout for club and is responsible for scouting players within a designated region as specified by the general manager.

Monago spent the past 12 seasons in various scouting roles with the Chicago Bears. Most recently, he spent the 2012 season as an executive scout/SEC, primarily focusing on SEC schools along with covering Alabama, Arkansas, Louisiana, and Mississippi. From 2003 to 2011, he was an area scout responsible for covering the plane states. Originally, he entered the NFL as a BLESTO scout in 2001.

In the collegiate ranks, Monago served as the outside linebacker and special teams coach at The College of William & Mary from 1998-2001.

Monago earned a Masters in Educational Administration at University of Idaho in 1998. From 1996 to 1998, he served as a graduate assistant football coach at the, while he. Monago

completed his undergraduate degree in Sociology at Arizona State University in 1993. From 1994 to 1996, he worked on his Masters in Higher Education at ASU, while he worked as a graduate assistant football coach/quality control and assisted in daily operations and recruiting.

Monago earned a Bachelor of Arts in Sociology from Arizona State. There he spent two seasons (1994-96) as a graduate assistant football coach/quality control, while working on his Master's in Higher Education. To complete his Master's in Education Administration he continued his education at the University of Idaho, working as a graduate assistant football coach from 1996-1998.

Monago began his coaching career at Scottsdale Community College, after being a walk on defensive back at Arizona State from 1990 through 1992. In 1993, he served as the linebackers/special teams coach at Scottsdale Community College in Scottsdale, AZ.



**College: North Carolina State**  
**NFL Year: 24**  
**Rams Year: 16**



Agnew is in his seventh season as a scout with the Rams. Prior to scouting, Ray served seven years as Director of Player Development/ Team Pastor, assisting players with life issues.

Agnew played three seasons with the Rams (1998-2000) and was a vital contributor on the field and in the locker room as the Rams won Super Bowl XXXIV in 1999.

The 10th selection in the 1990 NFL Draft, Agnew played five seasons with the New England Patriots

(1990-94) and three with the New York Giants (1995-97) before joining the Rams as an unrestricted free agent.

Agnew played in 157 career games and six play-off games. He recorded 23.5 sacks, forced six fumbles, recovered five, and had one interception.

Ray is married to Katherine with three children, sons Ray III, Malcolm, and Keenan. The Agnew family resides in Chesterfield, Mo.



**College: Missouri – St. Louis**  
**NFL Year: 7**  
**Rams Year: 7**



Ardoin enters the 2013 season as a scout, marking his fifth season in the Rams' player personnel department. In this role, he is responsible for evaluating college players within a specified region as designated by the general manager.

Previously, he served two seasons as an area college scout responsible for evaluating college prospects in the midwest and handling NFL Combine duties. Ardoin joined the player personnel department as a scouting assistant in 2009. He broke

into the NFL as an intern in the Rams' community outreach department in 2007, where he was hired full-time in 2008.

He attended Holy Cross where he played linebacker for the Crusaders. He transferred and earned a degree in economics from University of Missouri-St. Louis. In 2009, Evan was named to the St. Louis Business Journal's 30 Under 30 list. He is married to Heather and they reside in St. Louis.



**College: University of Memphis**  
**NFL Year: 1**  
**Rams Year: 1**



Danton Barto is in his first season as a scout for the Rams. He is responsible for evaluating collegiate players in the southern region.

Previously, Barto spent 11 years as a Head Coach in arena football, most recently with the Kansas City Command. Before becoming a coach in the AFL, he played professionally in both the AFL and CFL.

Barto played collegiately at the University of Memphis (1990-93), setting a school record with 473 career tackles. He was a two-time Butkus Award nominee, three time All- American and named the All-South Independent Defensive Player of the Year in 1992. Barto was inducted into the University of Memphis Hall of Fame in 2006.

Barto currently resides in Collierville, Tenn., with his wife, Rachel, and his son Will.



**College: Georgia**  
**NFL Year: 6**  
**Rams Year: 1**



Foster is in his first year as a scout with the St. Louis Rams after spending several months as an intern with the department. He is responsible for scouting players within a designated region as specified by the general manager.

Foster was a first round (20th overall) draft pick of the Denver Broncos in 2003. He played tackle for five seasons with the Broncos, starting 49

contests. He also played for Detroit, Cleveland, New Orleans and Indianapolis. He spent the 2010 season with the Omaha Nighthawks of the UFL.

Foster is a native of Macon, Ga., and played collegiately at the University of Georgia. He is married to Chanita, and they have five children: Kai, Jordan, Jada, Jersey, and Amber.



**College: Richmond**  
**NFL Year: 12**  
**Rams Year: 2**



Gustus enters his second season as a scout with the Rams. He is responsible for evaluating college players within a specified region as designated by the general manager.

He came to St. Louis after eight seasons with the Philadelphia Eagles scouting staff. He joined the Eagles after a two-year stint with the New England Patriots, a tenure that was highlighted by a Super Bowl XXXVIII win over the Carolina Panthers. During his time in New England, Sean filled various roles, but primarily served as a college scout-

ing assistant. He also assisted with the offensive quality control. He joined the Patriots in 2002 and helped with special teams quality control in addition to his duties as a college scouting assistant.

Gustus was a two-year starter at quarterback (2000-01) at the University of Richmond, where he earned his degree in health and sports science. He currently resides in Huntingtown, Md., with his wife Shadawn and their three children, Trinity (17), Lanez (7), and Cheyenne (4).





**College: Northern Colorado**  
**NFL Year: 4**  
**Rams Year: 2**



Brian Heimerdinger is in his second season as a member of the Rams' personnel department. Going into the 2013 season, he serves a scout, responsible for evaluating college players.

During the 2012 season, he served as a player personnel analyst. His pro scouting responsibilities included evaluating all players on nine NFL rosters, as well as cross checking all WRs, QBs, and TEs for free agency. He also provided advance scouting reports to the coaching staff. On the

college side, he served as the area scout for the southwest, and cross checks all WRs.

Prior to joining the Rams, Heimerdinger served as a scouting intern with the Houston Texans and worked with the Tennessee Titans. Heimerdinger played wide receiver at Colorado State before finishing his collegiate career at the University of Northern Colorado.



**College: Westminster College**  
**NFL Year: 22**  
**Rams Year: 7**



Steve Kazor enters his seventh year in the Rams scouting department where he is responsible for scouting the southwest area of the United States.

Prior to joining the Rams, Kazor served as offensive line coach with the CFL's Ottawa Renegades. He has had head coaching posts at College of DuPage (2004-05), Wayne State University (2000-03), McPherson College (1998-99) and Iowa Wesleyan (1993). From 1994-96, he coached the tight ends, offensive line and special teams for the Detroit Lions.

For 11 seasons (1982-92), Kazor worked with the Chicago Bears as special teams coach, defensive

assistant, tight ends coach and assistant to head coach Mike Ditka. In 1980, Kazor signed on with the Dallas Cowboys where he served as administrative assistant to the vice president Gil Brandt and head coach Tom Landry.

Prior to his first stint in the NFL, he served as linebacker coach and recruiting coordinator at the University of Texas at El Paso from 1979-80, and from 1977-78 he was the secondary assistant at the University of Texas at Austin.

Kazor, and his wife, Colleen, have two children, Lance and Kyle.



**College: Princeton**  
**NFL Year: 5**  
**Rams Year: 5**



Brian Shields is in his fifth season with the Rams and his first as an area scout. In his new role, Shields is responsible for the west region of the U.S.

Prior to this season, Shields spent one year as a player personnel analyst through which he evaluated both professional and collegiate players. He previously spent three seasons as a scouting assistant with the team. As a scouting assistant, he managed scouting data, maintained waiver wire transactions, and undertook special statistical research projects.

Shields graduated from Princeton University with a degree in American history in 2007. He then joined the Rams for two seasons before returning to school. Shields earned his MBA from the Paul Merage School of Business at the University of California-Irvine in 2011. While working on his MBA, Shields worked as a personnel/operations intern with the Las Vegas Locomotives of the United Football League (UFL) and was an operations intern with NBA's Minnesota Timberwolves.

A native of Los Angeles, Shields was a wide receiver and punt returner on Princeton's football team and a sprinter on the indoor and outdoor track & field teams.



**College: Lindenwood University**  
**NFL Year: 7**  
**Rams Year: 7**



Will Rodriguez is in his seventh season as a full-time member of the Rams staff. Rodriguez initially joined the Rams in 2002 as a training camp intern and has worked in various capacities in the organization.

In his current role, Rodriguez serves as the special teams scout in both college and pro departments. He is in charge of knowing all of the top place-kickers, punters, snappers, return specialists, and big four core on special teams for all BCS schools, as well as lower counterpart teams, in addition to all NFL teams.

Rodriguez previously served as scouting assistant for five years and also had a brief stint working in communications with the Rams. He earned his undergraduate degree in political science from Lindenwood University and was the team's kicker during his collegiate career. He later spent three years on the arena level with one season with the Springfield Stallions and two with the Rivercity Rage.

Will is married to Laura, who he met in college, and they have a two-year old daughter, Lucia Pamela. The couple is expecting their second child later this year.



**College: Maryland**  
**NFL Year: 9**  
**Rams Year: 1**



John Zernhelt joins the Rams scouting department after spending the last 37 years in coaching, including the last eight at the NFL level. Most recently, Zernhelt served as the tight ends coach with the Tennessee Titans. He spent seven seasons in Nashville after coaching tight ends with the New York Jets in 2005.

During his time with Tennessee, Zernhelt helped tutor Jared Cook, who signed with the Rams as a free agent in March. In 2011, Cook's 759 yards ranked second in franchise history only to Frank Wycheck's 1998 season (768 yards).

As an extension of the offensive line, the tight ends were a key part of the Titans run-game. They helped the team rank in the top 10 in rushing in four of the last seven seasons with 2,000 team rushing yards in each of those four campaigns. In 2009, their efforts helped Chris Johnson reach the historic 2,000-yard rushing landmark, becoming just the sixth individual in NFL history to do so. Prior to joining the NFL, Zernhelt spent 28 seasons in the college ranks, including one year as head coach at the Citadel in 2004. He served as offensive coordinator in 2003 at the Citadel, before rising to head coach.

Zernhelt spent four seasons as offensive coordinator/offensive line coach (1999-2002) at James Madison. Before joining James Madison, he made stops as an offensive line coach at South Carolina (1996-98), Duke (1994-95), Rice (1992-93), Maryland (1987-91), East Carolina (1982-86), Marshall (1981) and Ferrum College (1977-80). At both Rice and Duke, Zernhelt worked with former Titans offensive coordinator Mike Heimerdinger.

A graduate of Maryland, Zernhelt enjoyed a stellar playing career for the Terrapins as an offensive lineman, earning three ACC championships and playing in the Liberty, Gator and Cotton Bowls during his career. He was recognized for his achievements in October 2002 by his induction into the Pennsylvania Sports Hall of Fame for the Allen-Rogowicz Chapter.

A native of Newtown, Pa., Zernhelt and his wife Katie have one son, John Paul.



**College: Baldwin-Wallace**  
**NFL Year: 2**  
**Rams Year: 2**



Brian Hill is in his first season as a Rams scouting assistant. Hill spent the 2012 season as an intern in the team's personnel department and was promoted following the 2013 draft.

In his current role, Hill is responsible for uploading information and video footage of the upcoming draft class. He also tracks injuries during the year and enters them into the scouting database. He also evaluates players and submits reports to the overseeing director. He helps organize for draft meetings along with other daily duties that are specified by the director.

Prior to joining the Rams, Brian coached football at Baldwin-Wallace College as a student and graduated in 2011 with a degree in sports management. He held a variety of football operations and scouting positions with the Cleveland Browns, Kansas City Chiefs and Tennessee Titans.

Hill is a native of Ashland, Ohio.



**College: Auburn**  
**NFL Year: 1**  
**Rams Year: 1**



Barrett Trotter is in his first season with the Rams and holds responsibilities in personnel and operations. In his role, Trotter helps coordinate the team's travel and serves as the advance point person for all of the Rams' road trips. He also fulfills several administrative duties in the scouting department.

A native of Birmingham, Ala., Trotter played quarterback at Auburn University. He was a backup to Heisman Trophy winner Cam Newton during the Tigers' 2010 National Championship season. He started seven games in 2011 and helped Auburn to a win over Virginia in the Chick-Fil-A Bowl. In 2012, Trotter attended the Rams rookie minicamp on a tryout basis. Prior to joining St. Louis, Trotter was a graduate assistant at Arkansas State.



**College: San Diego State**  
**NFL Year: 15**  
**Rams Year: 6**



La'Roi Glover enters his fourth season as director of player programs after spending 13 years as a defensive tackle in the NFL, three with the Rams. Glover is responsible for assisting players with the transition to professional football and developing programs and activities that address various off-the-field related matters.

Glover played 13 years in the NFL and was named to six consecutive Pro Bowls. From 1998-2000, he posted 35.5 sacks, third most in the NFL during that time. In 2000, he led the NFL with 17.0 sacks, second in NFL history among defensive tackles. He made 83.5 career sacks and played in 191 consecutive games. He was named first team of the All-Decade team in 2000.

From 2006 until he retired in 2008, Glover played for the Rams.

A native of San Diego, Calif., Glover graduated from San Diego State University with a degree in public administration and is enrolled in the university's MBA program.

Glover is a member of the San Diego State University Hall of Fame as well as the Breitbard Hall of Fame, established to honor athletes who have excelled athletically in San Diego, or who are native San Diegans who have achieved athletic fame elsewhere. Also recently, Glover was selected to the inaugural class of the CIF-San Diego Section Hall of Fame.

He is married to Spring, with a son, La'Roi, Jr., and two daughters, Neomie and Sophia.





**College: Missouri - St. Louis**  
**NFL Year: 5**  
**Rams Year: 5**



Miller is entering his fifth season with the Rams as Director of Security after consulting with the organization on security related travel issues for eight years.

Miller spent 18 years in law enforcement, mostly with the St. Louis Airport Police Department, where he last commanded their Intelligence Division. During his tenure, Miller was recognized

by numerous agencies such as the Missouri State Highway Patrol, the United States Secret Service, the Federal Bureau of Investigation and the United States Department of State, for his invaluable service.

Miller is a resident of St. Charles, Mo., and has two daughters, Maggie and Nikki.



**College: USC**  
**NFL Year: 13**  
**Rams Year: 1**



Brian Wright manages database development for the team's pro and college scouting systems and associated player information resources.

Wright joined the Rams in 2012. Since joining the NFL as a consultant for the Chicago Bears in 2001, he has served as director of football systems and senior director for information technology. He developed internet and database-related technologies for McDonald's Corporation in Oak Brook, Ill. from 1996-2001. He designed and produced interactive multimedia systems for various corporations as part of an IBM/Intel partnership from 1991-1996.

He is a Navy veteran, having served over eight years as a journalist, broadcaster and cinematographer. He completed an upper division baccalaureate program in cinema/television at the University of Southern California in 1987.

Wright and his wife, Trish, have two girls, Malissa and Chelsea.



**College: UCLA**  
**NFL Year: 23**  
**Rams Year: 23**



Clerico is in his 23rd season with the Rams, his 17th as director. "Rico" joined the Rams in 1992 as assistant video director and was moved to his current position in 1995, the Rams' first season in St. Louis.

Clerico was film manager for the UCLA athletic department from 1984-90. Larry was a member of the UCLA men's crew team and was honored as

the most inspirational athlete by his teammates in 1986. Larry graduated in 1990 with a degree in economics.

A native of Bakersfield, Calif., Larry is married to Jennifer. The couple has a son, Anthony, and two daughters, Olivia and Isabella. They reside in Ellisville, Mo.



**NFL Year: 27**  
**Rams Year: 27**



In 2013, Lake enters his 27th season with the organization, third as equipment manager. In this role, he is responsible for equipment and gear for the players, coaches and staff, ensuring all equipment is up to code and meets NFL regulations, and preparing sideline equipment and headset communications for practice, as well as game days.

He began his career in the NFL working summers in the equipment room for the Los Angeles Rams in 1987. When the Rams relocated to St. Louis in 1995, Lake was promoted to assistant manager.

Lake, a native of Orange, Calif., has a wife, Heather, and three sons, Jonathan, Parker and Isaac. The Lakes reside in St. Louis.



**College: West Virginia**  
**NFL Year: 11**  
**Rams Year: 4**



Reginald Scott enters his fourth year with the Rams as head athletic trainer. Scott currently oversees the athletic training department for the Rams, managing and facilitating the medical care of the Rams players. His responsibilities include daily evaluation, treatment, rehabilitation, prevention, education and administrative work.

From 2003-2009, Scott served as assistant athletic trainer for the Carolina Panthers, where he provided rehabilitation, treatments and preventative care for players. He also developed rehabilitation programs for injured players, and managed the day-to-day operations of the training room. Prior to working with the Panthers, Scott did a year-long internship with the Tampa Bay Buccaneers.

Before entering the NFL, Scott worked as a student athletic trainer at West Virginia University for four years (1999-2002), working with student athletes involved in football, wrestling, baseball, men's tennis and soccer. Scott was responsible for the prevention, evaluation, management, treatment and rehabilitation of athletic injuries, as well as serving as a liaison between team physicians, athletic training staff, coaches, players and player's families.

Scott broke into athletic training as an intern with the Philadelphia Phillies in 2000.

He earned a bachelor's degree in athletic training from West Virginia University and a master's degree in performance enhancement and injury prevention from California University at Pennsylvania. In 2007, he added the Performance Enhancement Specialist Certification from the National Academy of Sports Medicine.

Scott is on the membership service committee and the professional enhancement and advocacy committee for the Professional Football Athletic Trainers Society (PFATS). He is also a member of the National Athletic Trainers' Association, where he serves as an Ethnic Diversity mentor. In 2004, he was a part of the staff that won the PFATS Athletic Training Staff of the Year award, and in 2003, he earned the U.S. Air Force Commanders Award for Excellence.

Scott, a native of Dover, Del., is married to wife Tina, and they have two children, Sophia and Isabella.



**College: Florida A & M**  
**NFL Year: 4**  
**Rams Year: 4**



Byron Cunningham is in fourth third year as physical therapist/assistant athletic trainer with the Rams, after spending 2009 as a seasonal assistant athletic trainer with the Minnesota Vikings. In his role, Cunningham is responsible for the care, prevention, treatment and rehabilitation of player injuries in coordination with the head athletic trainer.

Prior to entering the League, Cunningham served as head athletic trainer for football at the University of Illinois from 2008-2009, a position he was promoted to after working as the assistant athletic trainer for football at the university from 2005-07.

From 2004-05, Cunningham was the head athletic

trainer at Bishop McNamara Catholic High School in Kankakee, Ill. Before working at McNamara High, he worked with NFL Europe's Rhein Fire as an assistant athletic trainer in 2004.

Cunningham has interned with the Chicago Bears (2003), Auburn University (2001-2003) and the Indianapolis Colts (2002).

He earned a bachelor's degree in physical therapy from Florida A&M University in 1998, and a master's in sports medicine from the United States Sports Academy in 2002.

He is married to his wife, Lakesha, and they have one daughter, Ashley, and one son, Aaron.



**College: Central Methodist College**  
**NFL Year: 11**  
**Rams Year: 11**



Lomax is in his 11th season as an assistant athletic trainer for the Rams after serving two years as a full-season intern (2003-05). Lomax was one of the athletic trainers for NFL Europa's Frankfurt Galaxy, which earned a World Bowl berth in 2004.

Lomax grew up in High Ridge, Mo., attending Northwest High of House Springs, Mo. He earned his undergraduate degree in athletic training in 2000 at Central Methodist University in Fayette, Mo., and completed his master's degree in teaching in 2003 at Lindenwood University in St. Charles, Mo. James and his wife Sarah reside in St. Peters with their daughters, Lucy and Ellie.



**College: Truman State**  
**NFL Year: 6**  
**Rams Year: 6**



Tyler Williams enters his seventh year working in the Rams training department, fourth as an assistant athletic trainer. Williams spent three years as an athletic training intern.

Previously, he served as assistant athletic trainer at Fontbonne University in St. Louis from 2006-07.

Williams holds a masters degree from California University of Pennsylvania earning a Performance Enhancement Specialist certification. He com-

pleted his bachelor's degree in exercise science emphasizing athletic training at Truman State University.

He is also a member of the National Athletic Trainers Association and certified in Functional Movement Screen (FMS-C).

He and his wife Katie have a daughter, Delaney, and they reside in Ballwin, Mo.



# TEAM PHYSICIANS



**DR. MATT MATAVA**  
Orthopedics




**DR. DOUGLAS POGUE**  
Internal Medicine



**DR. RICK W. WRIGHT**  
Orthopedics



**DR. MARK HALSTEAD**  
Internal Medicine



**DR. ROBERT BROPHY**  
Orthopedics



**DR. GREGORY  
POLITES**  
Emergency Physician

# MEDICAL CONSULTANTS



**DR. MIKE CHICOINE**  
Neurosurgery



**DR. GLEN EDWARDS**  
Dentist



**DR. MIKE MURPHY**  
Chiropractor



**College: Princeton**  
**NFL Year: 13**  
**Rams Year: 9**



Bob enters his 9th season with the St. Louis Rams as the Executive Vice President/ Chief Revenue Officer. In his capacity with the Rams, Reif is responsible for all revenue generating aspects including television, sponsorships, ticketing, luxury suites, premium seating, radio, concessions, catering and online merchandise. Over the past nine seasons, he has led the Rams into a new era of growth and success.

Beginning in 2005 Reif overhauled the Rams sales and marketing operations to launch new departments in the areas of sponsorship sales, television, season ticket sales, group sales, premium ticket sales, marketing, customer service/fan retention, events, and sponsorship/suite services. Under this structure in 2012 the Rams attained their highest sponsorship revenue numbers and the highest new season and group ticket sales sold in the 75 year history of the team. In 2013 the Rams Broadcast Network (RBN) will produce over 600 hours of content at the state of the art Charter Studios, housed at Rams Park. RBN will also produce over 100 hours of Rams shoulder programming including three twenty week original scripted shows and four live pre-season games. RBN will additionally co-produce seven Rams lifestyle programs with our media partners. In 2012 RBN won its first EMMY and 32 TELLY awards, the most awards received by any professional sports team in the history of the TELLY'S.

In 2009 and 2010, Reif oversaw the \$30 million refurbishment of the Edward Jones Dome launching innovative new products launching innovative new products including the Clarkson Jewelers Club, the Bud Light Party Zone and the Rams field level seating.

Over the course of his career, Reif has transacted over \$3 Billion in sports marketing rights agreements which include ten naming rights deals. Reif has had a number of high-profile, senior sales and marketing positions in the sports and entertainment business dating back to 1991 when he began his sports career at IMG, the world's largest sports marketing agency. While at IMG,

he negotiated endorsement contracts for some of this era's greatest sports legends including golfer Arnold Palmer, NFL Hall of Famer Joe Montana and NHL Hall of Famer Wayne Gretzky. In 1995, Reif left IMG to join Florida sports magnate Wayne Huizenga. Working for Huizenga as Vice President of Corporate Sales, Reif pioneered the bundling of sponsorships across multiple sports properties including the Miami Dolphins, the Florida Marlins (for which he has a 1997 World Series Championship Ring), the Florida Panthers, Pro Player Stadium, the National Car Rental Center, the Miami Arena and Sports Channel Florida. Reif received notoriety for selling the naming rights to the former Joe Robbie Stadium to apparel manufacturer Pro Player as well as landing major national sponsors such as American Express, Coca-Cola and Anheuser Busch for cross channel marketing programs.

In both 1998 and 1999, Reif was named to Street and Smith's Sports Business Journal's prestigious "40 Under 40" list for being one of the 40 most influential people in the sports industry under the age of 40. In 1999, Reif left Miami to become the Executive Vice President and Chief Marketing Officer of the Indianapolis Motor Speedway and INDY Racing League where he ran the day-to-day business operations of the IRL. While there he negotiated the league's naming rights partnership with Northern Light, television agreements with ABC and ESPN, engine manufacturer agreements with Chevrolet and Toyota and venue agreements with track promoters ISC and Speedway Motorsports.

In 2004, Reif was named President of the Entertainment Properties Division of the Endeavor Talent Agency where he negotiated programming and product integrations with television networks and movie studios on behalf of corporate sponsors and talent. In addition to having more than sixty television shows on network (ABC's Extreme Makeover Home Edition) and cable (HBO's Entourage), Endeavor represented Adam Sandler and his company Happy Madison Productions. It was at Endeavor where he first

began his relationship with the Rams while running the agency's sports practice.

In St. Louis, Reif is on the Missouri Board of Directors for the Make-A-Wish Foundation. For each St. Louis Rams home game, he donates 20 tickets to various charitable organizations through the Edward W. Reif Endowment which he began in 2007 with the Boys Club of New York. Reif sits

on the Board of Directors for New York based companies Conxco, Legacy Connect, and is a Board Advisor to Chicago advertising firm InStadium. He is a 1989 graduate of Princeton University where he majored in religion and played football. Reif's family includes wife, Sharon and children, Bree (23), Chase (22) and Bryce (16).



**College: University of Northern  
Iowa**  
**NFL Year: 12**  
**Rams Year: 12**



Molly Higgins is the vice president of corporate communications/civic affairs for the St. Louis Rams. In her role, Higgins' overarching responsibility is to strengthen the connection between the Rams' organization and the community through increased visibility and interaction.

As part of this emphasis, the Rams introduced a community initiative known as "Staff Days of Service" where once a month the front office dedicates a day to work with different area non-profits. The concept is quickly becoming a hallmark of the organization and complements the charitable efforts of the players and cheerleaders, which Higgins also oversees as the team seeks to leverage all of its unique assets to assist the St. Louis region.

In addition to her community outreach and cause marketing responsibilities, Higgins works closely

with all of the business units on strategic communication of non-football matters. Higgins also partners with the marketing department on fan retention, engagement and development efforts.

Prior to joining the Rams, Higgins worked in public relations for Unigraphics Solutions, a NYSE-listed global computer software company.

Higgins, a graduate of the University of Northern Iowa with a B.A. in public relations and a minor in marketing, was named to the St. Louis Business Journal's 30 under 30 list in 2006. The annual award honors 30 St. Louis-area business leaders under the age of 30. She is also a graduate of the Coro Women in Leadership program and represented the Rams at the NFL-Stanford Program for Managers in 2008.



**College: DePaul**  
**NFL Year: 19**  
**Rams Year: 19**



In 2008, Naughton was named vice president of finance & ticketing, after spending the past eight years as vice president of ticketing.

Now in his 17th season with the organization, Naughton oversees the team's day-to-day financial operations, financial reporting, budgeting and stadium revenue reporting.

Michael joined the Rams in 1995 after serving as Director of Ticket Operations for the Kansas City Royals from 1993-94. Naughton was Athletic Ticket Manager at the University of Iowa from 1985-92. During his tenure at Iowa, Naughton served the Hawkeyes for two Rose Bowls, three Holiday Bowls and a Peach Bowl, as well as eight years of consecutive Big Ten conference football game sellouts, and two sold out NCAA Wrestling Tournaments.

Michael was Athletic Ticket Manager and Assistant Business Manager at Fresno State University (1983-84). He served in the Ticket and Business offices of DePaul University (1980-82). While at DePaul he was a basketball manager for Coach Ray Meyer and graduated in 1979 with a degree in accounting. He has been inducted into the DePaul University Athletic Hall of Fame as a member of both the 1977-78 and 1978-79 (Final Four) basketball teams.

In 2000, Michael was named ticketing professional of the year by the International Ticketing Association, headquartered in New York. He also served on the Board of Directors for INTIX from 1997-2002.

A native of Chicago, Naughton and his wife, Michele Langowski, reside in Clayton, Mo.



**College: USC**  
**NFL Year: 22**  
**Rams Year: 22**



Todd Davis is entering his twenty-second year with the club. In his role, he handles all legal responsibilities for the team.

Davis oversees all legal aspects of contracts, agreements, employee issues, litigation and workers compensation. He also represents ownership in personal legal matters.

He works directly with ownership and Executive Vice President/COO Kevin Demoff on day-to-day business operation issues and is responsible for preparing all internal contracts for football staff.

Davis began his collegiate education at UCLA for his undergraduate degree and then transferred to USC for his Bachelor of Arts in political science, a Bachelor of Science in accounting and Juris Doctorate in Law. He is also a licensed insurance broker.

In 2010, Davis joined the NFL Committee for workers compensation and continues to be an active member.

He is married to his wife of 14 years, Anna, who works in accounting for the Rams. Together, they have one daughter, Savannah (10), who is an avid volleyball player.



**College: University of California  
- Irvine**  
**NFL Year: 35**  
**Rams Year: 35**



One of the longest tenured employees in the organization, Moyneur has been with the Rams for all three Super Bowl appearances, joining the Rams in 1979.

Moyneur brought an extensive background in the hospitality industry to the Rams that included various supervisory positions at Walt Disney's private Club 33, in Disneyland, and at other Southern California hospitality venues. Moyneur manages food and beverage service at the Rams Park and is

the liaison with our Concessionaire and Caterer at the Edward Jones Dome.

Born in Los Angeles and raised in Southern California, Mike graduated from the University of California at Irvine with a degree in mathematics. Mike and his wife Elizabeth have four children, Ryan, Nick, Lauren, Dylan and granddaughter Sophie.



**College: Missouri State**  
**NFL Year: 16**  
**Rams Year: 16**



O'Keefe joined the Rams in 1998 and has held numerous positions with the team during his tenure, including club seat sales executive, suite sales executive, manager of corporate sales & marketing, director of corporate sales & marketing, vice president of ticket sales, and most recently vice president of sales.

O'Keefe currently oversees the day-to-day management and operation of all revenue generating departments, including ticketing, premium seating, and corporate partnerships.

In addition to his involvement in off the field community activities with the team, O'Keefe serves as a board member for the Ronald McDonald House and sits on the YMCA Metropolitan Board of Directors.

Born and raised in St. Louis, O'Keefe holds a degree in Communications from Missouri State University and enjoys golf, fishing, and spending time with family. He resides in Ballwin with his wife, Jen, and daughters, Alexis, Ava, and Annabel.





**College: Georgia State**  
**NFL Year: 5**  
**Rams Year: 5**



Scott Brooks is responsible for the creative direction, concept and approach for the St. Louis Rams' broadcasting, game day experience and creative initiatives. This includes season-long themes, promotions and individual game production. He led the development of the Rams Broadcasting Network, the award winning in-house production team of the St. Louis Rams. RBN has grown to reach 13 outer markets and 9 states for preseason broadcasts.

Since Brooks's arrival, RBN has been recognized Nationally and Regionally helping to bring attention to the St. Louis Rams' brand through the following awards for production: Mid-America Emmy's, RBN was an eight-time nominee in the first year submitting, and won an Emmy for Graphic Arts for a Program(RamsNation). New York Festivals Television and Film Awards, achieved the highest honor of any sports franchise ever with a Silver Medal in 2012 and won a Bronze Medal in 2013. National Telly Awards, Forty-six individual for best in television and production while also claiming the highest single year total of any sports franchise. Sports Media Marketing Awards, Best Branded/Sponsor Integration Promo and Best Use of Mascot in Marketing 2011 and 2012. IDEA Conference Awards, Best In-Game Feature(2011), Best Interactive Feature(2012), and Best Overall Video Display, NFL(2012).

Before joining the Rams, Brooks was the Director of Game Entertainment and Executive Producer with the Washington Capitals of the NHL. During his time with the Capitals, the team won awards for Best Opening Video and Best In-Game Feature for all professional sports. He pioneered the Capitals' first weekly TV Show, "Capitals Red Line."

Prior to the Capitals, Brooks was the Manager of Game Presentation with the Atlanta Thrashers (NHL) and the Atlanta Hawks (NBA). During his tenure with the Thrashers and Hawks, the teams won awards for Best Opening Video and Best Interactive Feature for all professional sports, and Best Overall Video Display in both the NBA and NHL.

Born and raised in Athens, Georgia, Brooks is a graduate of Georgia State University with a Bachelor of Arts in Public Relations and a minor in Marketing. He was a four-year letter winner in Cross Country and Track, and was awarded the Georgia State University Sportsmanship Award in 2000 for his leadership and dedication. He enjoys spending time outdoors, fishing, hiking and running. Scott resides in Saint Charles with his wife, Emily, have a daughter, Caitlin, and son, Logan.



**College: Flagler College**  
**NFL Year: 2**  
**Rams Year: 2**



Killingsworth enters his second season with the Rams as vice president of marketing and brand strategy. In this role, he oversees all of the Rams marketing efforts including marketing operations, branding, creative services, concerts and special events, merchandise, concessions, market research, youth programs, fan clubs, digital and social media and new revenue opportunities. He is responsible for leading the brand strategy that aligns with the St. Louis Rams strategic plan for strong, sustained revenue growth. He works with Corporate Sales to develop new sales platforms and cross promotional sales opportunities and Ticket Sales to identify and target new growth segments.

In 2012, the Rams were awarded the National Sports Foundation's ADChievement Award for Best Use of Alternative Media with the "Fisher Stache" promotion. Under his guidance, the Rams were the first NFL team to open a youth training academy with the Rams Training Academy opening up in Chesterfield dedicated to teaching kids of all ages how to play the Rams Way, both on and off the field.

Brian was with the Tampa Bay Rays for ten years, where he was the Senior Director of Marketing and Promotions. Brian was instrumental in the rebranding and culture change with the Rays and led the Rays new logo launch from concept to

execution. He oversaw all marketing, advertising, promotions, special events, digital and social media, youth baseball programs, and grassroots efforts for the Rays. Brian was responsible for creating the highly successful Rays Summer Concert Series in which he brought in over 40 nationally known concert acts, including ZZ Top, Daughtry, 3 Doors Down, Miranda Lambert, LL Cool J, and the Beach Boys to play post game concerts, increasing attendance by over 30 percent. Brian was awarded the No. 1 promotional schedule by Biz of Baseball and won best overall giveaway for the Carlos Pena toothbrush holder in 2010 and the Zim Bear in 2012.

Brian received his MBA in Marketing and Management from the University of South Florida after graduating from Flagler College with a degree in Communications. Brian played college baseball and spent two seasons as a catcher in the prestigious Cape Cod League. He was a Suncoast Advisory Board Member for the Make-a-Wish Foundation and he currently serves on the Junior Achievement leadership board. He was awarded Top 30 under 30 by the Tampa Bay Business Journal and Top 40 under 40 by the Gulf Coast Business Review. He and his wife, Emily have two sons, Cruz and Finn and currently reside in Ballwin.



**College: Belmont**  
**NFL Year: 11**  
**Rams Year: 8**



Bye joined the Rams in 2006 as Corporate Sales Manager; primarily responsible for the marketing, sales, and retention of Rams Executive Suites. With the Rams' creation of a ticket sales department in December of 2007, his role evolved to Director of Ticket Sales & Premium Seating and eventually to Vice President – Tickets and Premium Seating in May of 2012.

Bye oversees the Rams ticket sales and service groups as well as all premium sales and services at the Edward Jones Dome. The department's chief responsibility is the sale and retention of season tickets, group tickets, premium seating, and single game tickets. He also serves as the primary liaison to the marketing department to determine consumer marketing strategies and the creation of new revenue sources through Rams ticketing and the Edward Jones Dome. Bye played a crucial role in the successful renovation of the Dome and the creation of new Premium Seating areas in 2009.

In addition, he works closely with the Corporate Sales Department on the creation and execution of all sales and marketing strategies for Rams Executive Suites.

Bye has nearly twelve years of experience in the sports industry initially with the Nashville Predators of the NHL where he was awarded the Calder Trophy as the organization's most influential first-year member in 2001. Most recently he worked as an Account Executive for three years with the Jacksonville Jaguars of the NFL.

Bye is a 1999 graduate of Belmont University and currently resides in Warson Woods with his wife of 12 years, Christi, their 3-year old son Gareth, and they are expecting twin boys this October.



**College: California State -  
Northridge**  
**NFL Year: 26**  
**Rams Year: 26**



Brewer joined the Rams in 1986, having previously served as a manager at the accounting firm at Ernst & Whinney in Newport Beach, Calif.

He lettered in basketball and graduated with a degree in accounting from California State University at Northridge.

Jeff and his wife Alaine have six children, Jennifer, Robert, Nick, Alyssa, Molly and Megan. They reside in Yorba Linda, Calif.




**College: Southern Illinois University**  
**NFL Year: 19**  
**Rams Year: 19**



Matt Cady is entering into his 19th season with the club, first as director of customer relations and retention. His primary focus is on exceeding the expectations of season ticket holders through proactive service in order to maximize retention and revenue. He works with the staff to further develop customer loyalty by delivering unique experiences and creating relationships through personal touch points.

Cady graduated from Southern Illinois University at Edwardsville (SIUE) in 1995 with a degree in communications. Upon graduation, he was hired by the Rams and during that time has served various roles in the ticket department.

He is married to Kirsten, and they have a son, Cameron, and daughter, Emma.



**College: Harvey Mudd College**  
**NFL Year: 25**  
**Rams Year: 25**



Bill has been responsible for the organization's computer and network operations since 1989. A National Merit scholar, he graduated with distinction from Harvey Mudd College in Claremont, Calif. in 1986, where he majored in applied mathematics, minored in psychology, and lettered in track & field.

Born in Concord, Calif., and raised in Santa Rosa, Calif., Bill is also a published author and songwriter. He lives in Chesterfield with his Basset hound, Buster.



**College: Arizona State University**  
**NFL Year: 1**  
**Rams Year: 1**



Cunningham enters her first year as the director of employee experience for the St. Louis Rams. She is responsible for all programs and processes relating to employees within the Rams organization. This includes recruiting, retaining and developing our talented staff; coaching, counseling, and conflict resolution; compensation and benefit strategies, performance management, succession planning, team building, management development, recognition programs, legal compliance, and enhanced communication strategies.

Cunningham is a graduate of Arizona State University with a bachelor's degree in interpersonal communication. She also has a master's

degree in human resources and organizational management from University of Phoenix, and is SPHR (Senior Professional in Human Resources) certified.

She has worked in the hospitality industry for over 17 years, most recently with Four Seasons Hotels and Resorts.

Cunningham, a native of Tucson, Ariz., is married to John and has one son, Patrick (18).



**College: Long Beach State**  
**NFL Year: 23**  
**Rams Year: 23**



Fimbres in her 23rd season with the Rams, third as director of special events. Fimbres is responsible for all corporate events. In addition, she is responsible for the St. Louis Rams cheerleaders.

In 2003, she served as field director for the NCAA National Championship game at the Fiesta Bowl.

Fimbres was a member of the Long Beach State dance team where they were twice crowned National Champions.

Fimbres, a native of La Mirada, California, was a Los Angeles Rams Cheerleader for three year prior to working for the Rams.





**College: Missouri - St. Louis**  
**NFL Year: 13**  
**Rams Year: 13**



Keith Harris is entering his 13th season with the Rams and fifth as the director of internet services & business development. In his role, he oversees the team's website (Stlouisrams.com), and other organizational websites. He is also responsible for managing site design/development, production of original site content and the development of online revenue opportunities. He evaluates capital expenditures, revenue potential, and production methods of new media products, and identifies and negotiates strategic relationships with content and technological partners. Harris began his NFL career with internships in the community and marketing/sales departments. He

spent the 2000 season as a community relations intern and served in the same capacity with the marketing/sales department in 2001 before being hired as the marketing coordinator in 2002.

Harris serves on the CUREiosity board. CUREiosity celebrates doctors making a difference at the Alvin J. Siteman Cancer Center as well as the cutting-edge research being conducted at the institution.

Harris attended the University of Missouri-St. Louis. A native of Montgomery, Ala., Harris grew up in Chesterfield, Mo. and attended Parkway Central High School. He resides in Creve Coeur.



**College: Central Missouri State**  
**NFL Year: 15**  
**Rams Year: 15**



Slemmer, who is in her 15th season with the Rams, leads the team's marketing partnership department which is responsible for managing all team partnerships. During her tenure, Slemmer has held numerous positions including sales and marketing account manager, marketing executive and senior marketing partnerships manager.

Slemmer's current responsibilities include managing the team's naming rights partnership, managing the team's partnership support department, partnership sales, strategic marketing planning, market activation, promotion, partnership sales processes and execution of partnership initiatives.

Prior to joining the Rams, Slemmer was an assistant track and cross-country coach at Central Missouri State University (now University of Central Missouri) and a former standout student athlete at Central Missouri. Slemmer, a four-year letter winner in cross-country, indoor track and outdoor track served as the team captain for two years and received numerous conference and

regional honors including qualifying individually for the NCAA Division-II's National Championship in cross country and being selected to the MIAA All-Academic Team.

Slemmer is a graduate of Central Missouri State University and serves on the local Ronald McDonald House Charities committee and is active in the community with military veteran initiatives. In 2011 Slemmer was nominated for and participated in The Joint Civilian Orientation Conference (JCOC) in Washington, D.C. and various military bases. The program sponsored by the Secretary of Defense for civilian public opinion leaders and is the oldest existing Pentagon outreach program sponsored by the Department of Defense. The civilian leadership visits with all branches of services in the field observing exercise and participating in training.

She resides in Edwardsville, IL, with her husband of 13 years, Ben and their son, Luke.



**College: Tennessee State**  
**NFL Year: 14**  
**Rams Year: 11**



Artis Twyman is in his second year as Senior Director of Communications. In this position, Twyman oversees the media relations staff and directs the Rams' communication efforts.

The 2013 season will be Twyman's 11th season with the Rams. He previously served three seasons as the team's director of media relations after spending six years as assistant director of football media.

Prior to joining the Rams in 2003, Twyman spent two years as public relations assistant for the Seattle Seahawks. He broke into the NFL in 2001 as a public relations intern for the expansion Houston Texans. From 1995-2001, he worked in the Tennessee State University Public Relations Department serving in many capacities, including three years as public information officer.

In 2012, Twyman was one of only two public relations officials throughout the 32-team league

chosen to work the Pro Bowl in Honolulu, Hawaii. He also received this honor in 2011, 2009, 2008 and 2006. Twyman also was part of the public relations staffs for the 2007 and 2010 NFC Championship games, as well as Super Bowl XXXVI in New Orleans, La. and Super Bowl XXXVII in San Diego, Calif.

Twyman serves as a board member for the Diversity Awareness Partnership, a non-profit organization dedicated to promoting diversity in the St. Louis region around issues of race, religion, disability, sexual orientation and gender identity.

Twyman earned his undergraduate degree in speech communications from Tennessee State University in Nashville, Tenn., and a master's degree in mass communications from Middle Tennessee State University in Murfreesboro.

He is married to Nicole and they have a son, Amari, and a daughter, Jaye.



**College: Columbia College**  
**NFL Year: 11**  
**Rams Year: 5**



Bruce Warwick enters his fifth season with the Rams, second as director of operations. During his previous three seasons in St. Louis, Warwick served as the assistant to the head coach/football operations.

With a background in the collegiate and professional game, Warwick has been part of four championship teams and seven bowl games at the college level and three championships and six playoffs games in the National Football League.

In 2010, Warwick nearly added a seventh playoff game to his resume, as he oversaw the Rams' 7-9, second-place finish, which was a six-win improvement over the previous year. The Rams came within one win of the NFC West division crown.

Warwick joined the Rams after two seasons with the University of Tennessee as assistant athletic director/football operations. Warwick oversaw all daily football-related operations including community relations, equipment, recruiting, player relations and video departments. He was part of the staff that won the SEC Eastern Division in 2007. He also was coordinator of practice sessions, travel, bowl arrangements, and the football budget. Bruce was at Duke University in 2006 as director of player personnel/development.

Warwick returned to the college ranks after six seasons (2000-05) with the Green Bay Packers. During his time with the Packers, Warwick handled

the team's daily football operations as the team won three consecutive division titles and made four playoff appearances. Warwick served as director of football administration for NFL Europe in 2000.

Warwick began his career in 1991 as assistant recruiting coordinator at Syracuse. He spent two years as assistant to the athletic director/football operations at the University of Maryland from 1992-93 before serving as assistant athletic director of football management at Clemson University from 1994-95.

Warwick was back at Syracuse from 1996-99 as director of football operations. The Orangemen, behind quarterback Donovan McNabb, appeared in four consecutive bowl games, three consecutive Big East championships and posted a 33-16 record.

A Baldwinsville, N.Y., native, Warwick graduated in 1989 with a business administration degree from Columbia College in Syracuse. He earned a master's degree in sports management in 1991 from the U.S. Sports Academy in Daphne, Ala.

Warwick is married to Debra and the couple has three sons, Alexander, Joseph and Jacob.



**College: Bradley**  
**NFL Year: 8**  
**Rams Year: 8**



Chad Watson is entering his seventh season with the St. Louis Rams, where he oversees corporate sponsorship sales in his position as Director of Corporate Sales and Marketing. Chad's sponsorship sales team is responsible for developing new marketing partnerships while continuing to build and maintain business within the Rams current stable of sponsors.

A 1994 graduate of Bradley University, Chad's background in sales, marketing and public rela-

tions includes positions with Fleishman-Hillard, Nestle Purina PetCare and CBS Radio (KMOX). Most recently, Chad spent nearly five years with the St. Louis Blues and Scottrade Center as Director of Marketing and Corporate Sponsorships.

Chad and his wife, Erin, reside in Brentwood with their young son, Brennan.



**College: Clemson**  
**NFL Year: 7**  
**Rams Year: 7**



West, a 22-year veteran of the sports ticketing industry, joined the Rams ticket operations staff in 2006, after serving as Director of Ticket Sales and Operations for the Atlanta Motor Speedway from 2005-06.

West was Assistant Director of Ticket Operations for the Atlanta Braves from 1999-2005. While there, he was a part of 2 NL Championship Series' teams, 1 World Series team, and 1 MLB All-Star Game. Prior to the Braves, he worked for the University of Wisconsin Badgers as Assistant Director of Ticket Operations from 1998-99, where he worked the 1999 Rose Bowl.

Kanyon has also served as Assistant Ticket Manager for the Georgia Dome (1997-98) and for the University of Houston (1995-97). He is a member of the International Ticketing Association (INTIX), and recently completed a 3-year term on the Board of Directors and serves on the Finance Committee.

A Clemson, S.C. native and 1992 graduate of Clemson University, West received his Master's degree from Georgia Southern University in 1994. He lives in Glen Carbon, Ill., with his wife, Mary, and his three children, Ellis (13), Katryn (10) and Ansley (9).

# RAMS STAFF



**MARGIE BALDWIN**  
Special Projects  
Assistant



**ELAINE BAUER**  
PREMIUM SALES EXECUTIVE



**CORY BEFORT**  
Production/Motion  
Graphics



**MARY BENNE**  
Assistant Payroll  
Manager



**BEN BLOOMER**  
Assistant Equipment  
Manager



**LISA BOAZ**  
Marketing Manager



**KATHARINA BOES**  
ACCOUNT SERVICES  
COORDINATOR



**ELAINE BREWER**  
Benefits Administrator



**DAN COLLINS**  
Ticket Sales Executive



**GLENN CONNELLY**  
Video Producer



**FRANK CROCKRELL**  
Facilities



**DEANN CROMER**  
EXECUTIVE ASSISTANT -  
ACCOUNTS PAYABLE



**ANNA DAVIS**  
Accounting



**ZACHARY DUDKA**  
ASSISTANT PRODUCER



**SANDARVIS DUFFIE**  
VIDEO PRODUCER



**DONNA ELLIS**  
Executive Assistant to  
Head Coach



**KYLE EVERSGERD**  
Fan Development  
Coordinator




**JULIA FARON**  
Media Relations  
Manager



**KATHY FRITZ**  
Senior Manager/Club  
Services



**FORD GALVIN**  
Analytics Specialist



**STEVEN HAGOPIAN**  
Ticket Operations  
Assistant



**DAN HOPE**  
Manager/ Corporate  
Sales



**ALYSSA HORACE**  
Media Sales Specialist



**GLENN ISRALSKY**  
SEASON TICKET EXECUTIVE



**MATT JARVIS**  
Senior Premium  
Seating Sales Executive



**STEVEN JOHNSTON**  
PREMIUM SEATING SALES  
EXECUTIVE



**ERICA JOLLY**  
SUITE SERVICES ASSISTANT



**ZACH KINKEADE**  
Community Outreach  
& Partner Involvement  
Assistant




**DAVID KINSEY**  
Manager/Ticket Sales



**JOHN KNETZER**  
Facilities Coordinator



**KIM KOHLER**  
Payroll Manager



**PHIL LIBBY**  
SEASON TICKET EXECUTIVE



**RACHEL LINK**  
Senior Premium  
Seating Sales  
Executive



**CHELSEA LIPOCKY**  
Manager/Partnership  
Support



**MATT LITZINGER**  
Field Assistant



**AMANDA LUTZ**  
Ticket Operations  
Coordinator

# RAMS STAFF



**MERRITT MCCARTHY**  
Community Outreach  
& Charitable Donations  
Manager



**CLINT MCCOMB**  
Senior Mascot  
Coordinator



**LORIE MAGINN**  
Accounts Payable



**COURTNEY MALL**  
PARTNERSHIP SUPPORT  
AND MEDIA TRAFFIC  
COORDINATOR



**MARIA MANNINO**  
Merchandise and  
Events Coordinator



**KEN MAYWEATHER**  
Facilities Assistant



**STEVEN MOORE**  
Ticket Operations  
Coordinator



**WILLIAM ORBAN**  
Print Designer



**KEVIN ORRIS**  
SOCIAL MEDIA & RESEARCH  
ANALYST



**MIKE O'SHEA**  
Video Assistant



**JOHN PAGANO**  
Video Assistant



**SCOTT PARKER**  
Field Superintendent



**TONY PASTORS**  
Senior Assistant



**CASEY PEARCE**  
Media Information  
Manager



**JEFF POTZMAN**  
Front Desk Attendant



**JORDAN RASCH**  
PARTNERSHIP SUPPORT  
COORDINATOR



**MISSY RIPEPI**  
SEASON TICKET EXECUTIVE



**MEAGAN ROBERTS**  
Ticket Operations  
Coordinator



**SARAH ROULAND**  
Community Outreach  
Manager



**MATT SALATA**  
SEASON TICKET EXECUTIVE



**NATHAN SCHANDL**  
Manager/Ticket  
Operations



**GRETCHEN  
SCHMIDT**  
ACCOUNT SERVICES  
COORDINATOR



**PATTY SCHULTZ**  
Executive Assistant/  
Football Operations



**ERIC SIMONIS**  
Corporate Partnership  
Executive



**JAY SINGLETON**  
Video Assistant



**JENNIFER SEROT**  
Partnership Support  
Coordinator



**CHRIS SLEPOKURA**  
Video Manager



**MATT TAYLOR**  
Assistant Equipment  
Manager



**RACHEL TOBY**  
Partnership Support  
Coordinator



**KATE WALKER**  
Executive Assistant to  
General Manager



**TIA WASHINGTON**  
Account Services  
Coordinator



**JOHN WELBY**  
Assistant Equipment  
Manager



**TIFFANY WHITE**  
COMMUNICATIONS  
ASSISTANT



**NICOLE WOODIE**  
Community Outreach  
& Player Involvement  
Manager



**MELINDA ZELLNER**  
Front Desk  
Coordinator



**SHAWN ZELL**  
Team Dietician/Chef



# STAFF DIRECTORY



Owner/Chairman.....	E. Stanley Kroenke
Owner/Vice-Chairman .....	Chip Rosenbloom
Owner/Chair of Community Outreach.....	Lucia Rodriguez
Executive Vice President of Football Operations/Chief Operating Officer.....	Kevin Demoff
General Manager.....	Les Snead

## COACHING STAFF

Head Coach.....	Jeff Fisher
Assistant Head Coach.....	Dave McGinnis
Special Teams Coordinator.....	John Fassel
Offensive Coordinator.....	Brian Schottenheimer
Assistant Strength & Conditioning.....	Adam Bailey
Tight Ends.....	Rob Boras
Assistant Special Teams.....	Paul F. Boudreau
Offensive Line.....	Paul T. Boudreau
Assistant Linebackers.....	Joe Bowden
Secondary.....	Chuck Cecil
Quarterbacks.....	Frank Cignetti
Assistant Offensive Line.....	Andy Dickerson
Assistant Secondary.....	Brandon Fisher
Head Strength & Conditioning.....	Rock Gullickson
Wide Receivers.....	Ray Sherman
Assistant Defensive Line.....	Clyde Simmons
Running Backs.....	Ben Sirmans
Offensive Quality Control.....	Andy Sugarman
Defensive Line.....	Mike Waufle
Linebackers.....	Frank Bush
Defensive Coordinator.....	Tim Walton
Defensive Quality Control.....	Dennard Wilson
Executive Assistant to Coach Fisher.....	Donna Ellis

## PLAYER PERSONNEL

Director/Player Personnel.....	Taylor Morton
Director/Pro Personnel.....	Ran Carthon
Director/College Scouting.....	Brad Holmes
Senior Player Personnel Analyst.....	Rich Snead
Player Personnel Coordinator.....	JW Jordan
National Scout.....	Lawrence McCutcheon
National Scout.....	Ted Monago
Scout.....	Ray Agnew
Scout.....	Evan Ardoin
Scout.....	Danton Barto
Scout.....	George Foster
Scout.....	Sean Gustus
Scout.....	Brian Heimerdinger
Scout.....	Steve Kazor
Scout.....	Brian Shields
Scout.....	Will Rodriguez
Scout.....	John Zernhelt
Scouting Assistant.....	Brian Hill
Football Operations/Scouting Assistant.....	Barrett Trotter

## FOOTBALL OPERATIONS

Senior Assistant.....	Tony Pastoors
Executive Assistant to General Manager.....	Kate Kost
Executive Assistant to Executive VP of Football Operations/COO.....	Patty Schultz
Director/Player Engagement.....	La'Roi Glover
Director/Security.....	Steve Miller
Director/Football Systems.....	Brian Wright
Director/Video Operations.....	Larry Clerico
Head Equipment Manager.....	Jim Lake
Assistant Equipment Manager.....	Ben Bloomer
Assistant Equipment Manager.....	Matt Taylor
Assistant Equipment Manager.....	John Welby
Video Assistant.....	Jay Singleton
Video Assistant.....	Mike O'Shea
Video Assistant.....	John Pagano

## TRAINING & MEDICAL STAFF

Head Athletic Trainer.....	Reggie Scott
Assistant Athletic Trainer.....	James Lomax
Assistant Athletic Trainer.....	Tyler Williams
Physical Therapist/Assistant Athletic Trainer.....	Byron Cunningham
Team Dietician/Chef.....	Shawn Zell
Team Physician.....	Dr. Robert Brophy
Team Physician.....	Dr. Mark Halstead
Team Physician.....	Dr. Matt Matava
Team Physician.....	Dr. Rick W. Wright
Team Physician.....	Dr. Ben Voss
Team Neurosurgeon.....	Dr. Mike Chicoine
Team Chiropractor.....	Dr. Mike Murphy
Team Dentist.....	Dr. Glenn Edwards
Team Ophthalmologist.....	Dr. Gil Grand

# STAFF DIRECTORY



## COMMUNICATIONS

Senior Director/Communications .....	Artis Twyman
Manager/Media Relations .....	Julia Faron
Manager/Media Information .....	Casey Pearce
Communications Assistant .....	Tiffany White
Senior Writer .....	Nick Wagoner

## FINANCE & ADMINISTRATION

Treasurer .....	Jeff Brewer
Vice President/Finance .....	Michael T. Naughton
Vice President/Legal Affairs .....	Todd Davis
Vice President/Executive Services, Special Projects .....	Mike Moyneur
Director/Employee Experience .....	Jodie Cunningham
Director/Information Systems .....	Bill Consoli
Director/Operations .....	Bruce Warwick
Special Projects Assistant .....	Margie Baldwin
Assistant Payroll Manager .....	Mary Benne
Benefits Administrator .....	Alaine Brewer
Facilities Assistant .....	Frank Crockrell
Facilities Coordinator .....	John Knetzer
Payroll Manager .....	Kim Kohler
Field Assistant .....	Matt Litzsinger
Accounts Payable .....	Lorie Maginn
Facilities Assistant .....	Ken Mayweather
Field Superintendent .....	Scott Parker
Front Desk Attendant .....	Jeff Potzman
Front Desk Coordinator .....	Melinda Zellner
Executive Assistant – Accounts Receivable .....	DeAnn Cromer

## SALES, SERVICE AND TICKETING

Executive Vice President/Chief Revenue Officer .....	Bob Reif
Vice President/Sales .....	Mike O'Keefe
Vice President/Ticket Sales & Premium Seating .....	Jake Bye
Director/Partnership Development and Administration .....	Susan Slemmer
Director/Corporate Sales .....	Chad Watson
Director/Ticket Operations .....	Kanyon West
Director/Customer Relations and Retention .....	Matt Cady
Manager/Corporate Sales .....	Dan Hope
Senior Manager/Club Services .....	Kathy Fritz
Manager/Partnership Support .....	Chelsea Lipocky
Manager/Ticket Sales .....	David Kinsey
Manager/Ticket Operations .....	Steven Moore
Senior Group Partnership Executive .....	Nathan Schandi
Senior Premium Seating Sales Executive .....	Matt Jarvis
Corporate Sales Executive .....	Rachel Link
Group Partnership Executive .....	Eric Simonis
Media Sales Specialist .....	Alyssa Horace
Suite Services Manager .....	Elaine Bauer
Premium Seating Sales Executive .....	Steven Johnston
Coordinator/Partnership Support .....	Rachel Toby
Coordinator/Partnership Support .....	Jennifer Serot
Partnership Support and Media Traffic Coordinator .....	Courtney Mall
Ticket Operations Coordinator .....	Meagan Roberts
Ticket Sales Coordinator .....	Amanda Lutz
Account Services Coordinator .....	Katharina Boes
Account Services Coordinator .....	Gretchen Schmidt
Account Services Coordinator .....	Tia Washington
Partnership Support Coordinator .....	Jordan Rasch
Season Ticket Executive .....	Dan Collins
Season Ticket Executive .....	Phil Libby
Season Ticket Executive .....	Glenn Isralsky
Season Ticket Executive .....	Missy Ripepi
Season Ticket Executive .....	Matt Salata
Ticket Operations Associate .....	Stephen Hagopian
Suite Services Assistant .....	Erica Jolly

## MARKETING

Vice President/Marketing and Brand Strategy .....	Brian Killingsworth
Director/Special Events .....	Keely Fimbres
Director/Internet Services & Business Development .....	Keith Harris
Senior Manager/Marketing and Advertising .....	Lisa Boaz
Fan Development Manager .....	Kyle Eversgerd
Analytics Specialist .....	Ford Galvin
Merchandise and Events Coordinator .....	Maria Mannino
Social Media and Research Analyst .....	Kevin Orris

# STAFF DIRECTORY



## CORPORATE COMMUNICATIONS & CIVIC AFFAIRS

Vice President/Corporate Communications & Civic Affairs.....	<b>Molly Higgins</b>
Community Outreach & Charitable Donations Manager.....	<b>Merritt McCarthy</b>
Community Outreach & Player Involvement Manager.....	<b>Nicole Woodie</b>
Community Outreach Manager.....	<b>Sarah Rouland</b>
Community Outreach & Player Involvement Assistant.....	<b>Zach Kinkeade</b>

## BROADCASTING & CREATIVE

Vice President/Broadcasting and Creative.....	<b>Scott Brooks</b>
Video Manager.....	<b>Chris Slepokura</b>
Video Producer.....	<b>Glenn Connelly</b>
Video Producer.....	<b>Sandarvis Duffie</b>
Senior Print Designer.....	<b>William Orban</b>
Senior Mascot Coordinator.....	<b>Clint McComb</b>
Producer/Motion Graphics.....	<b>Cory Befort</b>
Assistant Producer.....	<b>Zachary Dudka</b>



THE 2013 MEDIA GUIDE OF THE  
**ST. LOUIS RAMS**

**2012  
SEASON**





**St. Louis 31, Washington 28**  
 September 16, 2012  
 Edward Jones Dome -- St. Louis, MO



**WEATHER: Indoors - ATTENDANCE: 53,979 - TIME: 3:05**

The Rams picked up their first win under Head Coach Jeff Fisher, beating the Washington Redskins, 31-28. WR Danny Amendola went off for 160 yards on 15 receptions and added a 1-yard touchdown grab from QB Sam Bradford in the second quarter. Amendola set a franchise record and tied an NFL record with 12 catches in the first half. His 15 receptions are tied for second-most in franchise history (Flipper Anderson and Isaac Bruce), and his 56-yard grab in the second quarter was a career-best. The Redskins got on the board first when CB Josh Wilson recovered a fumble and returned it 30 yards to the end zone. With just over six minutes remaining in the first half, Washington took a 21-6 lead when QB Robert Griffin III found WR Leonard Hankerson for a 68-yard score. The Rams, however, would reel off the next 17 points. They took a 23-21 lead on WR Brandon Gibson's second touchdown grab of the season, a 34-yarder from Bradford. Griffin's second touchdown run of the day put the visitors back in front 28-23 with 5:27 left in the third quarter. Rams TE Matthew Mulligan blocked Redskins P Sav Rocca's punt with 2:04 remaining in the third and DE Eugene Sims recovered at the Washington 24-yard line. Mulligan finished off the drive with a 1-yard touchdown reception from Bradford and RB Daryl Richardson converted the two-point attempt to put the Rams ahead 31-28 with 14:55 remaining. Bradford finished the game 26-of-35 for 310 yards and 3 touchdowns through the air. The Redskins drove into Rams territory with under two minutes to go in the game, but K Billy Cundiff missed a game-tying 62-yard field goal and the Rams ran out the clock to secure the victory in its home opener.

**STARTING LINEUPS**

St. Louis Rams				Washington Redskins			
WR B. Gibson	LDE C. Long	WR J. Morgan	LDE A. Carrier				
LT R. Saffold	LDT K. Langford	LT T. Williams	NT B. Cofield				
LG Q. Ojinnaka	RDT J. Cudjo	LG K. Lichtensteiger	RDE S. Bowen				
C R. Turner	RDE R. Quinn	C W. Montgomery	LOLB R. Kerrigan				
RG H. Dahl	SLB R. McIntosh	RG C. Chester	MLB L. Fletcher				
RT B. Richardson	MLB J. Laurinaitis	RT T. Polumbus	JLB P. Riley				
RB I. Pead	WLB J. Dunbar	TE F. Davis	ROLB B. Orakpo				
WR D. Amendola	LCB C. Finnegan	WR A. Robinson	LCB D. Hall				
QB S. Bradford	RCB J. Jenkins	QB R. Griffin	RCB J. Wilson				
RB S. Jackson	SS C. Dahl	RB A. Morris	SS D. Gomes				
WR S. Smith	FS Q. Mikell	TE N. Paul	FS Mad. Williams				

**ST. LOUIS SUBSTITUTIONS:** K 4 G.Zuerlein, P 6 J.Hekker, WR 13 C.Givens, CB 22 T.Johnson, S 23 R.McLeod, RB 26 D.Richardson, CB 32 B.Fletcher, S 37 M.Daniels, LS 44 J.McQuaide, FB 49 B.Miller, LB 51 M.Haggan, LB 52 J.Cole, LB 56 J.Hull, T 60 T.Nsekhe, G 61 T.Barnes, T 72 W.Hunter, TE 82 M.Mulligan, WR 83 B.Quick, TE 88 L.Kendricks, TE 89 M.McNeill, DE 92 E.Sims, DE 95 W.Hayes, DT 96 K.Heard

**SCORING SUMMARY**

VISITOR	Washington Redskins	1	2	3	4	OT	TOTAL	FIELD GOALS
HOME	St. Louis Rams	3	13	7	8	0	31	B. Cundiff 62 G. Zuerlein (39)(33)(42)

TEAM	Qtr	Clock	Play (Extra Point) (Drive Info)	Visitor	Home
Redskins	1	14:49	J.Wilson 30 yd. fumble return (B.Cundiff kick)	7	0
Rams	1	9:05	G.Zuerlein 39 yd. Field Goal (11-70, 5:44)	7	3
Redskins	1	0:19	R.Griffin 5 yd. run (B.Cundiff kick) (10-80, 4:05)	14	3
Rams	2	8:17	G.Zuerlein 33 yd. Field Goal (15-65, 7:02)	14	6
Redskins	2	6:19	L.Hankerson 68 yd. pass from R.Griffin (B.Cundiff kick) (4-80, 1:58)	21	6
Rams	2	1:58	D.Amendola 1 yd. pass from S.Bradford (G.Zuerlein kick) (7-80, 4:21)	21	13
Rams	2	0:02	G.Zuerlein 42 yd. Field Goal (4-16, 0:43)	21	16
Rams	3	10:23	B.Gibson 34 yd. pass from S.Bradford (G.Zuerlein kick) (4-63, 2:11)	21	23
Redskins	3	5:27	R.Griffin 7 yd. run (B.Cundiff kick) (8-80, 4:56)	28	23
Rams	4	14:55	M.Mulligan 1 yd. pass from S.Bradford (D.Richardson run) (4-24, 1:56)	28	31

**FINAL TEAM STATISTICS**

	REDSKINS	RAMS		REDSKINS	RAMS
TOTAL FIRST DOWNS	18	23	FGs - PATs Had Blocked	0-0	0-0
By Rushing	9	6	Net Punting Average	35.2	48.7
By Passing	7	15	TOTAL RETURN YARDAGE	-3	34
By Penalty	2	2	No. and Yards Punt Returns	1-3	4-29
THIRD DOWN EFFICIENCY	4-13-31%	7-12-58%	No. and Yards Kickoff Returns	4-53	1-12
FOURTH DOWN EFFICIENCY	0-0-0%	0-0-0%	No. and Yards Interception Returns	1-0	1-5
TOTAL NET YARDS	373	452	PENALTIES Number and Yards	11-96	7-60
Total Offensive Plays	59	64	FUMBLES Number and Lost	0-0	3-2
Average gain per offensive play	6.3	7.1	TOUCHDOWN	4	3
NET YARDS RUSHING	176	151	Rushing	2	0
Total Rushing Plays	29	27	Passing	1	3
Average gain per rushing play	6.1	5.6	Fumbles	1	0
Tackles for a loss-number and yards	4-10	3-6	EXTRA POINTS Made-Attempts	4-4	3-3
NET YARDS PASSING	197	301	Kicking Made-Attempts	4-4	2-2
Times thrown	1-9	2-9	Rushing Made-Attempts	0-0	1-1
Gross yards passing	206	310	FIELD GOALS Made-Attempts	0-1	3-3
PASS ATT-COMP-HAD INT	29-20-1	35-26-1	RED ZONE EFFICIENCY	2-2-100%	2-6-33%
Avg gain per pass play	6.6	8.1	GOAL TO GO EFFICIENCY	2-2-100%	2-4-50%
KICKOFFS #-In End Zone-TB	5-5-4	7-5-3	SAFETIES	0	0
PUNTS Number and Average	6-40.0	3-54.3	FINAL SCORE	28	31
Had Blocked	1	0	TIME OF POSSESSION	28:36	31:24

**FINAL INDIVIDUAL STATISTICS**

WASHINGTON REDSKINS							ST. LOUIS RAMS										
<b>RUSHING</b>							<b>RUSHING</b>										
A. Morris	16	89	5.6	29	0		D. Richardson	15	83	5.5	53	0					
R. Griffin	11	82	7.5	15	2		S. Jackson	9	58	6.4	20	0					
E. Royster	1	4	4.0	4	0		S. Bradford	3	10	3.3	12	0					
F. Davis	1	1	1.0	1	0		<b>Total</b>	<b>27</b>	<b>151</b>	<b>5.6</b>	<b>53</b>	<b>0</b>					
<b>Total</b>	<b>29</b>	<b>176</b>	<b>6.1</b>	<b>29</b>	<b>2</b>		<b>PASSING</b>										
<b>PASSING</b>							<b>PASSING</b>										
R. Griffin	29	20	206	1/9	1	68	S. Bradford	35	26	310	2/9	3	56	1			
<b>Total</b>	<b>29</b>	<b>20</b>	<b>206</b>	<b>1/9</b>	<b>1</b>	<b>68</b>	<b>Total</b>	<b>35</b>	<b>26</b>	<b>310</b>	<b>2/9</b>	<b>3</b>	<b>56</b>	<b>1</b>			
<b>RECEIVING</b>							<b>RECEIVING</b>										
J. Morgan	5	50	10.0	14	0		D. Amendola	15	160	10.7	56	1					
S. Moss	3	14	4.7	9	0		S. Smith	3	39	13.0	25	0					
N. Paul	3	13	4.3	8	0		B. Gibson	2	53	26.5	34	1					
L. Hankerson	2	68	34.0	68	1		L. Kendricks	2	25	12.5	14	0					
A. Robinson	2	40	20.0	28	0		D. Richardson	2	19	9.5	18	0					
F. Davis	2	14	7.0	8	0		M. Mulligan	2	14	7.0	13	1					
E. Royster	2	7	3.5	5	0		C. Givens	0	0	0.0	0	0					
R. Helu	1	0	0.0	0	0		B. Quick	0	0	0.0	0	0					
D. Briscoe	0	0	0.0	0	0		<b>Total</b>	<b>26</b>	<b>310</b>	<b>11.9</b>	<b>56</b>	<b>3</b>					
<b>Total</b>	<b>20</b>	<b>206</b>	<b>10.3</b>	<b>68</b>	<b>1</b>		<b>INTERCEPTIONS</b>										
<b>INTERCEPTIONS</b>							<b>INTERCEPTIONS</b>										
L. Fletcher	1	0	0.0	0	0		C. Finnegan	1	5	5.0	5	0					
<b>Total</b>	<b>1</b>	<b>0</b>	<b>0.0</b>	<b>0</b>	<b>0</b>		<b>Total</b>	<b>1</b>	<b>5</b>	<b>5.0</b>	<b>5</b>	<b>0</b>					
<b>PUNTING</b>							<b>PUNTING</b>										
S. Rocca	5	240	48.0	35.2	0/2	55	J. Hekker	3	163	54.3	48.7	1/1	66				
[BLOCKED]	1	0	0	0	0/0	0	<b>Total</b>	<b>3</b>	<b>163</b>	<b>54.3</b>	<b>48.7</b>	<b>1/1</b>	<b>66</b>				
<b>Total</b>	<b>6</b>	<b>240</b>	<b>40.0</b>	<b>35.2</b>	<b>0/2</b>	<b>55</b>	<b>PUNT RETURNS</b>										
<b>PUNT RETURNS</b>							<b>PUNT RETURNS</b>										
B. Banks	1	-3	-3.0	0	-3	0	D. Amendola	4	29	7.3	1	22	0				
<b>Total</b>	<b>1</b>	<b>-3</b>	<b>-3.0</b>	<b>0</b>	<b>0</b>	<b>0</b>	<b>Total</b>	<b>4</b>	<b>29</b>	<b>7.3</b>	<b>1</b>	<b>22</b>	<b>0</b>				
<b>KICKOFF RETURNS</b>							<b>KICKOFF RETURNS</b>										
B. Banks	3	53	17.7	0	26	0	I. Pead	1	12	12.0	0	12	0				
N. Paul	1	0	0.0	0	0	0	<b>Total</b>	<b>1</b>	<b>12</b>	<b>12.0</b>	<b>0</b>	<b>12</b>	<b>0</b>				
<b>Total</b>	<b>4</b>	<b>53</b>	<b>13.3</b>	<b>0</b>	<b>26</b>	<b>0</b>	<b>DEFENSIVE STATISTICS (based on coaches' film review)</b>										
<b>DEFENSIVE STATISTICS</b>							<b>DEFENSIVE STATISTICS</b>										
J. Laurinaitis	14	10	4	0-0	0-0	0	0	0	E. Sims	5	3	2	0-0	0-0	0	0	0
J. Dunbar	12	9	3	0-0	0-0	0	0	0	W. Hayes	3	2	1	0-0	0-0	0	0	0
Q. Mikell	7	2	5	0-0	0-0	0	0	0	J. Cudjo	2	0	2	0-0	0-0	0	0	0
C. Dahl	6	5	1	0-0	0-0	0	0	0	M. Haggan	2	1	1	0-0	0-0	0	0	0
J. Jenkins	6	5	1	0-0	0-0	2	0	0	K. Langford	2	0	2	0-0	0-0	0	0	0
C. Finnegan	5	5	0	0-0	1-5	1	0	0	R. McIntosh	2	1	1	0-0	0-0	1	0	0
C. Long	5	2	3	0-0	0-0	0	0	0	B. Fletcher	1	1	0	0-0	0-0	1	0	0
R. Quinn	5	3	2	1-9	0-0	0	0	0	K. Heard	1	1	0	0-0	0-0	0	0	0
<b>TOTAL</b>	<b>78</b>	<b>50</b>	<b>28</b>	<b>1-9</b>	<b>1-5</b>	<b>5</b>	<b>0</b>	<b>0</b>	<b>TOTAL</b>	<b>78</b>	<b>50</b>	<b>28</b>	<b>1-9</b>	<b>1-5</b>	<b>5</b>	<b>0</b>	<b>0</b>



























14

**Minnesota 36, St. Louis 22**  
**December 16, 2012**  
**Edward Jones Dome - St. Louis, MO**



**WEATHER:** *Indoors* - **ATTENDANCE:** 55,751 - **TIME:** 12:00

Rams RB Steven Jackson became the 27th player in NFL history to rush for 10,000 yards with a 9-yard run in the third quarter against Minnesota. He finished the day with 13 carries for 73 yards and added 8 catches for 73 yards. QB Sam Bradford also had a career day in St. Louis' final home game of the season. His 35 completions and 377 passing yards are both new career bests. WR Brian Quick caught the second touchdown pass of his career in the second quarter to tie the game at seven. On the Vikings' next possession, RB Adrian Peterson broke an 82-yard touchdown run to give the visiting team a 14-7 lead. Peterson ran for a total of 212 yards on 24 carries to lead the way for Minnesota. They led 30-7 at halftime, but St. Louis would only give up six points in the second half. WR Danny Amendola caught his third touchdown pass of the season early in the fourth quarter. He had missed the previous two games due to injury, but bounced back with six catches for 58 yards. He also added a two-point conversion catch after TE Lance Kendricks' third touchdown of the season. The two-point conversion was the fifth of the season for the Rams, which set a new single-season franchise record. They had pulled to within 11, but Vikings K Blair Walsh kicked his fifth field goal of the game with 5:31 left in the fourth quarter to give Minnesota the 36-22 victory.

**STARTING LINEUPS**

Minnesota Vikings				St. Louis Rams			
WR	J. Simpson	LE	B. Robison	WR	B. Gibson	LDE	C. Long
LT	M. Kaill	NT	L. Guion	LT	R. Saffold	LDT	K. Langford
LG	C. Johnson	UT	K. Williams	LG	R. Turner	RDT	M. Brockers
C	J. Sullivan	RE	J. Allen	C	S. Wells	RDE	J. Cudjo
RG	B. Fusco	SLB	C. Greenway	RG	H. Dahl	SLB	M. Haggan
RT	P. Loadholt	MLB	J. Brinkley	RT	B. Richardson	MLB	J. Laurinaitis
TE	K. Rudolph	WLB	J. Robinson	TE	L. Kendricks	WLB	J. Dunbar
WR	J. Carlson	LCB	A. Winfield	WR	D. Amendola	LCB	C. Finnegan
QB	C. Ponder	RCB	A. Jefferson	WR	C. Givens	DL	E. Sims
FB	R. Ellison	SS	J. Sanford	QB	S. Bradford	FS	C. Dahl
RB	A. Peterson	FS	H. Smith	HB	S. Jackson	SS	Q. Mikell

**ST. LOUIS SUBSTITUTIONS:** K 4 G.Zuerlein, P 6 J.Hekker, WR 18 A.Pettis, S 20 D.Stewart, CB 21 J.Jenkins, CB 22 T.Johnson, S 23 R.McLeod, RB 24 I.Pead, RB 26 D.Richardson, CB 32 B.Fletcher, LS 44 J.McQuaide, TE 46 C.Harkey, LB 50 R.McIntosh, LB 52 J.Cole, LB 56 J.Hull, C 61 T.Barnes, G 66 Sh.Smith, T 72 W.Hunter, TE 82 M.Mulligan, WR 83 B.Quick, DE 94 R.Quinn, DE 95 W.Hayes

**SCORING SUMMARY**

VISITOR	Minnesota Vikings	1	2	3	4	OT	TOTAL	FIELD GOALS
HOME	St. Louis Rams	0	7	0	15	0	22	B. Walsh (50) (38) (42) (53) (51) G. Zuerlein 57WR

TEAM	Qtr	Clock	Play (Extra Point) (Drive Info)		Visitor	Home
Vikings	1	7:07	C.Ponder 5 yd. run (B.Walsh kick) (10-45, 5:38)		7	0
Rams	2	12:39	B.Quick 4 yd. pass from S.Bradford (G.Zuerlein kick) (9-73, 3:36)		7	7
Vikings	2	12:21	A.Peterson 82 yd. run (B.Walsh kick) (1-82, 0:18)		14	7
Vikings	2	9:11	B.Walsh 50 yd. Field Goal (4--4, 1:41)		17	7
Vikings	2	8:25	E.Griffen 29 yd. interception return (B.Walsh kick)		24	7
Vikings	2	3:11	B.Walsh 38 yd. Field Goal (10-48, 3:18)		27	7
Vikings	2	0:00	B.Walsh 42 yd. Field Goal (5-29, 1:00)		30	7
Vikings	3	5:56	B.Walsh 53 yd. Field Goal (10-25, 5:16)		33	7
Rams	4	13:39	D.Amendola 6 yd. pass from S.Bradford (G.Zuerlein kick) (15-80, 7:17)		33	14
Rams	4	7:48	L.Kendricks 6 yd. pass from S.Bradford (S.Bradford-D.Amendola pass) (5-88, 2:05)		33	22
Vikings	4	5:31	B.Walsh 51 yd. Field Goal (5-47, 2:17)		36	22

**FINAL TEAM STATISTICS**

	VIKINGS	RAMS		VIKINGS	RAMS
TOTAL FIRST DOWNS	18	29	FGs - PATs Had Blocked	0-0	0-0
By Rushing	8	4	Net Punting Average	41.5	37.3
By Passing	9	23	TOTAL RETURN YARDAGE	44	16
By Penalty	1	2	No. and Yards Punt Returns	1-15	3-16
THIRD DOWN EFFICIENCY	2-11-18%	3-13-23%	No. and Yards Kickoff Returns	1-24	2-29
FOURTH DOWN EFFICIENCY	1-1-100%	1-3-33%	No. and Yards Interception Returns	1-29	0-0
TOTAL NET YARDS	322	432	PENALTIES Number and Yards	3-49	8-47
Total Offensive Plays	59	77	FUMBLES Number and Lost	2-0	2-1
Average gain per offensive play	5.5	5.6	TOUCHDOWNS	3	3
NET YARDS RUSHING	213	87	Rushing	2	0
Total Rushing Plays	33	18	Passing	0	3
Average gain per rushing play	6.5	4.8	Interceptions	1	0
Tackles for a loss-number and yards	8-18	1-1	EXTRA POINTS Made-Attempts	3-3	3-3
NET YARDS PASSING	109	345	Kicking Made-Attempts	3-3	2-2
Times thrown	2-22	4-32	Passing Made-Attempts	0-0	1-1
Gross yards passing	131	377	FIELD GOALS Made-Attempts	5-5	0-1
PASS ATT-COMP-HAD INT	24-17-0	55-35-1	RED ZONE EFFICIENCY	1-2-50%	3-4-75%
Avg gain per pass play	4.2	5.8	GOAL TO GO EFFICIENCY	1-1-100%	3-3-100%
KICKOFFS #In End Zone-TB	8-7-6	4-4-3	SAFETIES	0	0
PUNTS Number and Average	4-45.5	4-41.0	FINAL SCORE	36	22
Had Blocked	0	0	TIME OF POSSESSION	30:27	29:33

**FINAL INDIVIDUAL STATISTICS**

MINNESOTA VIKINGS							ST. LOUIS RAMS										
<b>RUSHING</b>							<b>RUSHING</b>										
	ATT	YDS	AVG	LG	TD			ATT	YDS	AVG	LG	TD					
A. Peterson	24	212	8.8	82	1		S. Jackson	13	73	5.6	15	0					
C. Ponder	4	6	1.5	5	1		S. Bradford	2	9	4.5	9	0					
T. Gerhart	5	-5	-1.0	2	0		D. Richardson	3	5	1.7	3	0					
<b>Total</b>	<b>33</b>	<b>213</b>	<b>6.5</b>	<b>82</b>	<b>2</b>		<b>Total</b>	<b>18</b>	<b>87</b>	<b>4.8</b>	<b>15</b>	<b>0</b>					
<b>PASSING</b>							<b>PASSING</b>										
	ATT	CMP	YDS	SK/YD	TD	LG	IN		ATT	CMP	YDS	SK/YD	TD	LG	IN		
C. Ponder	24	17	131	2/22	0	14	0	S. Bradford	55	35	377	4/32	3	26	1		
<b>Total</b>	<b>24</b>	<b>17</b>	<b>131</b>	<b>2/22</b>	<b>0</b>	<b>14</b>	<b>0</b>	<b>Total</b>	<b>55</b>	<b>35</b>	<b>377</b>	<b>4/32</b>	<b>3</b>	<b>26</b>	<b>1</b>		
<b>RECEIVING</b>							<b>RECEIVING</b>										
	NO	YDS	AVG	LG	TD			NO	YDS	AVG	LG	TD					
J. Simpson	4	27	6.8	13	0		S. Jackson	8	73	9.1	18	0					
K. Rudolph	3	22	7.3	14	0		B. Gibson	6	76	12.7	18	0					
S. Burton	3	22	7.3	13	0		D. Amendola	6	58	9.7	26	1					
J. Carlson	3	17	5.7	14	0		A. Pettis	5	55	11.0	23	0					
T. Gerhart	2	21	10.5	12	0		L. Kendricks	3	35	11.7	16	1					
J. Wright	1	11	11.0	11	0		D. Richardson	3	25	8.3	13	0					
M. Jenkins	1	11	11.0	11	0		B. Quick	2	12	6.0	8	1					
<b>Total</b>	<b>17</b>	<b>131</b>	<b>7.7</b>	<b>14</b>	<b>0</b>		C. Givens	1	22	22.0	22	0					
							C. Harkey	1	21	21.0	21	0					
<b>INTERCEPTIONS</b>							<b>INTERCEPTIONS</b>										
	NO	YDS	AVG	LG	TD			NO	YDS	AVG	NET	TB/120	LG				
E. Griffen	1	29	29.0	29	1		J. Hekker	4	164	41.0	37.3	0/1	55				
<b>Total</b>	<b>1</b>	<b>29</b>	<b>29.0</b>	<b>29</b>	<b>1</b>		<b>Total</b>	<b>4</b>	<b>164</b>	<b>41.0</b>	<b>37.3</b>	<b>0/1</b>	<b>55</b>				
<b>PUNTING</b>							<b>PUNTING</b>										
	NO	YDS	AVG	NET	TB/120	LG		NO	YDS	AVG	NET	TB/120	LG				
C. Kluge	4	182	45.5	41.5	0/2	50	J. Hekker	4	164	41.0	37.3	0/1	55				
<b>Total</b>	<b>4</b>	<b>182</b>	<b>45.5</b>	<b>41.5</b>	<b>0/2</b>	<b>50</b>	<b>Total</b>	<b>4</b>	<b>164</b>	<b>41.0</b>	<b>37.3</b>	<b>0/1</b>	<b>55</b>				
<b>PUNT RETURNS</b>							<b>PUNT RETURNS</b>										
	NO	YDS	AVG	FC	LG	TD		NO	YDS	AVG	FC	LG	TD				
M. Sherels	1	15	15.0	1	15	0	D. Amendola	3	13	4.3	1	17	0				
<b>Total</b>	<b>1</b>	<b>15</b>	<b>15.0</b>	<b>1</b>	<b>15</b>	<b>0</b>	J. Jenkins	0	3	0.0	0	3	0				
							<b>Total</b>	<b>3</b>	<b>16</b>	<b>5.3</b>	<b>1</b>	<b>17</b>	<b>0</b>				
<b>KICKOFF RETURNS</b>							<b>KICKOFF RETURNS</b>										
	NO	YDS	AVG	FC	LG	TD		NO	YDS	AVG	FC	LG	TD				
M. Sherels	1	24	24.0	0	24	0	C. Givens	2	29	14.5	0	19	0				
<b>Total</b>	<b>1</b>	<b>24</b>	<b>24.0</b>	<b>0</b>	<b>24</b>	<b>0</b>	<b>Total</b>	<b>2</b>	<b>29</b>	<b>14.5</b>	<b>0</b>	<b>19</b>	<b>0</b>				
<b>DEFENSIVE STATISTICS (based on coaches' film review)</b>																	
PLAYER	T	S	A	S-YDS	I-YDS	PD	FF	FR	PLAYER	T	S	A	S-YDS	I-YDS	PD	FF	FR
J. Jenkins	9	9	0	0-0	0-0	0	0	0	T. Johnson	3	2	1	0-0	0-0	1	0	0
J. Dunbar	8	7	1	0-0	0-0	0	0	0	K. Langford	3	1	2	0-0	0-0	0	0	0
M. Brockers	7	2	5	0-0	0-0	0	0	0	R. Quinn	3	1	2	0-0	0-0	0	0	0
J. Laurinaitis	7	6	1	0-0	0-0	0	0	0	C. Long	2	2	0	0-0	0-0	0	0	0
C. Finnegan	6	6	0	0-0	0-0	1	0	0	R. McIntosh	2	2	0	0-0	0-0	0	0	0
C. Dahl	5	5	0	0-0	0-0	0	0	0	M. Haggan	1	1	0	0-0	0-0	0	0	0
W. Hayes	5	5	0	0-0	0-0	0	0	0	<b>TOTAL</b>	<b>72</b>	<b>54</b>	<b>18</b>	<b>2-22</b>	<b>0-0</b>	<b>1</b>	<b>2</b>	<b>0</b>
Q. Mikell	4	4	0	1-21	0-0	0	1	0									
E. Sims	4	1	3	1-1	0-0	0	0	0									
J. Cudjo	3	0	3	0-0	0-0	0	0	0									





# 2012 REGULAR SEASON STATISTICS



## Won 7, Lost 8, Tied 1

Date	W/L	Score	Opponent	Attend.
9/9	L	23-27	at Detroit Lions	(62,365)
9/16	W	31-28	Washington Redskins	(53,974)
9/23	L	6-23	at Chicago Bears	(62,272)
9/30	W	19-13	Seattle Seahawks	(53,891)
10/4	W	17-3	Arizona Cardinals	(54,653)
10/14	L	14-17	at Miami Dolphins	(59,864)
10/21	L	20-30	Green Bay Packers	(64,317)
10/28	L	7-45	New England Patriots	(84,582)
11/11	T	24-24	at San Francisco 49ers	(68,863)
11/18	L	13-27	New York Jets	(57,712)
11/25	W	31-17	at Arizona Cardinals	(60,862)
12/2	W	16-13	San Francisco 49ers	(57,269)
12/9	W	15-12	at Buffalo Bills	(67,859)
12/16	L	22-36	Minnesota Vikings	(55,764)
12/23	W	28-13	at Tampa Bay Buccaneers	(54,266)
12/30	L	13-20	at Seattle Seahawks	(67,936)

Total Attendance (985,604)

	RAMS	OPP
<b>Total First Downs</b>	<b>287</b>	<b>327</b>
Rushing	79	107
Passing	189	197
Penalty	19	23
3rd Down: Made/Att	67/209-32.1%	80/213-37.6%
4th Down: Made/Att	13/24-54.2%	6/16-37.5%
<b>Possession Avg.</b>	<b>28:54</b>	<b>31:06</b>
<b>Total Net Yards</b>	<b>5264</b>	<b>5482</b>
Avg. Per Game	329.0	342.6
Total Plays	1002	1041
Avg. Per Play	5.3	5.3
<b>Net Yards Rushing</b>	<b>1714</b>	<b>1880</b>
Avg. Per Game	107.1	117.5
Total Rushes	410	442
<b>Net Yards Passing</b>	<b>3550</b>	<b>3602</b>
Avg. Per Game	221.9	225.1
Sacked/Yards Lost	35/233	52/325
Cross Yards	3783	3327
Attempts/Completions	557/332	547/362
Completion Pct.	59.6%	66.2%
Had Intercepted	14	17
<b>Punts/Average</b>	<b>82/45.8</b>	<b>73/44.3</b>
Net Avg.	39.9	39.0
<b>Penalties/Yards</b>	<b>130/978</b>	<b>90/758</b>
<b>Fumbles/Ball Lost</b>	<b>24/18</b>	<b>17/14</b>
<b>Touchdowns</b>	<b>32</b>	<b>37</b>
Rushing	5	18
Passing	22	16
Returns	5	3

Score By Period	Q1	Q2	Q3	Q4	OT	T
RAMS	53	84	56	103	3	299
Opponents	74	114	63	97	0	348

Scoring	TD	Ru	Pa	Rt	PAT	FG	2Pt	Pts
Greg Zuerlein	0	0	0	0	26/26	23/31	0	95
Brandon Gibson	5	0	5	0	0/0	0/0	0	30
Steven Jackson	4	4	0	0	0/0	0/0	1	26
Lance Kendricks	4	0	4	0	0/0	0/0	1	26
Austin Pettis	4	0	4	0	0/0	0/0	0	24
Janoris Jenkins	4	0	0	4	0/0	0/0	0	24
Danny Amendola	3	0	3	0	0/0	0/0	1	20
Chris Givens	3	0	3	0	0/0	0/0	1	20
Brian Quick	2	0	2	0	0/0	0/0	0	12
Cortland Finnegan	1	0	0	1	0/0	0/0	0	6
Matthew Mulligan	1	0	1	0	0/0	0/0	0	6
Sam Bradford	1	1	0	0	0/0	0/0	0	6
Daryl Richardson	0	0	0	0	0/0	0/0	1	2
Rams	32	5	22	5	26/26	23/31	5	299
<b>Opponents</b>	<b>37</b>	<b>18</b>	<b>16</b>	<b>3</b>	<b>36/36</b>	<b>30/37</b>	<b>0</b>	<b>348</b>

**2-Pt. Conversions:** Rams 5/6, Opponents: 0/1

**S-Pts:** C.Long 11.5, R.Quinn 10.5, W.Hayes 7.0, J.Dunbar 4.5, M.Brookers 4.0, Q.Mikell 3.0, E.Sims 3.0, K.Langford 2.0, M.Haggan 1.0, C.Finnegan 1.0, J.Cudjo 1.0, R.McIntosh 1.0, B.Fletcher 1.0, J.Laurinaitis 0.5

**RAMS: 51.0, OPPONENT: 35.0**

### Usual Starters

WR	B.Gibson (13)	LE	C.Long (16)
LT	R.Saffold (10)	LT	K.Langford (15)
LG	R.Turner (16)	RT	M.Brookers (12)
C	S.Wells (7)	RE	R.Quinn (14)
RG	H.Dahl (14)	WLB	J.Dunbar (16)
RT	B.Richardson (16)	MLB	J.Laurinaitis (16)
TE	L.Kendricks (14)	SLB	R.McIntosh (9)
WR	D.Amendola (9)	LCB	C.Finnegan (15)
QB	S.Bradford (16)	RCB	J.Jenkins (14)
WR	C.Givens (12)	SS	C.Dahl (16)
RB	S.Jackson (16)	FS	Q.Mikell (16)

Passing	Att.	Comp.	Yds.	Comp%	Yds./Att.	TD	TD%	Int.	Int%	LG	Sack/Lost	Rating
J.Hekker	551	328	3702	59.5%	6.7	21	3.8%	13	2.4%	80t	35/233	82.5
K.Clemens	3	3	42	100.0%	14.0	1	33.3%	0	0.0%	21	0/0	158.3
<b>RAMS</b>	<b>557</b>	<b>332</b>	<b>3783</b>	<b>59.6%</b>	<b>6.8</b>	<b>22</b>	<b>3.9%</b>	<b>14</b>	<b>2.5%</b>	<b>80t</b>	<b>35/233</b>	<b>82.8</b>
<b>Opponents</b>	<b>547</b>	<b>362</b>	<b>3927</b>	<b>66.2%</b>	<b>7.2</b>	<b>16</b>	<b>2.9%</b>	<b>17</b>	<b>3.1%</b>	<b>68t</b>	<b>52/325</b>	<b>84.0</b>

Rushing	No.	Yds.	Avg.	LG	TD
S.Jackson	257	1042	4.1	46	4
D.Richardson	98	475	4.8	53	0
S.Bradford	37	127	3.4	21	1
I.Pead	10	54	5.4	19	0
C.Givens	3	12	4.0	14	0
D.Amendola	2	8	4.0	6	0
K.Clemens	2	5	2.5	5	0
J.Hekker	1	-9	-9.0	-9	0
<b>Rams</b>	<b>410</b>	<b>1714</b>	<b>4.2</b>	<b>53</b>	<b>5</b>
<b>Opponents</b>	<b>442</b>	<b>1880</b>	<b>4.3</b>	<b>82t</b>	<b>18</b>

Receiving	No.	Yds	Avg.	LG	TD
D.Amendola	63	666	10.6	56	3
B.Gibson	51	691	13.5	34t	5
C.Givens	42	698	16.6	65	3
L.Kendricks	42	519	12.4	80t	4
S.Jackson	38	321	8.4	22	0
A.Pettis	30	261	8.7	26	4
D.Richardson	24	163	6.8	26	0
S.Smith	14	131	9.4	25	0
B.Quick	11	156	14.2	39	2
M.Mulligan	8	84	10.5	18	1
M.McNeill	4	31	7.8	10	0
I.Pead	3	16	5.3	9	0
R.McLeod	2	21	10.5	21	0
C.Harkey	1	21	21.0	21	0
R.Turner	0	4	0	4	0
B.Miller	0	0	0	0	0
<b>RAMS</b>	<b>332</b>	<b>3783</b>	<b>11.4</b>	<b>80t</b>	<b>22</b>
<b>Opponents</b>	<b>362</b>	<b>3927</b>	<b>10.8</b>	<b>68t</b>	<b>16</b>

Interceptions	No.	Yds	Avg.	Lg	TD
J.Jenkins	4	150	37.5	41t	3
C.Finnegan	3	68	22.7	32	1
J.Dunbar	2	63	31.5	42	0
J.Laurinaitis	2	18	9.0	18	0
T.Johnson	2	4	2.0	4	0
C.Dahl	1	38	38.0	38	0
R.McIntosh	1	34	34.0	34	0
E.Sims	1	5	5.0	5	0
B.Fletcher	1	2	2.0	2	0
<b>RAMS</b>	<b>17</b>	<b>382</b>	<b>22.5</b>	<b>42</b>	<b>4</b>
<b>Opponents</b>	<b>14</b>	<b>182</b>	<b>13.0</b>	<b>45t</b>	<b>2</b>

Punting	No	Yds	Avg.	Net	TB	In	LG	BLK
J.Hekker	82	3756	45.8	39.9	4	22	68	0
<b>RAMS</b>	<b>82</b>	<b>3756</b>	<b>45.8</b>	<b>39.9</b>	<b>4</b>	<b>22</b>	<b>68</b>	<b>0</b>
<b>Opponents</b>	<b>72</b>	<b>3231</b>	<b>44.3</b>	<b>39.5</b>	<b>5</b>	<b>32</b>	<b>63</b>	<b>1</b>

Punt Returns	Ret	FC	Yds	Avg	Lg	TD
D.Amendola	17	10	122	7.2	22	0
A.Pettis	11	9	77	7.0	23	0
J.Jenkins	9	1	46	5.1	14	0
<b>RAMS</b>	<b>37</b>	<b>20</b>	<b>245</b>	<b>6.6</b>	<b>23</b>	<b>0</b>
<b>Opponents</b>	<b>41</b>	<b>12</b>	<b>402</b>	<b>9.8</b>	<b>26</b>	<b>0</b>

Kickoff Returns	No.	Yds	Avg	Long	TD
C.Givens	23	539	23.4	48	0
I.Pead	10	212	21.2	32	0
D.Amendola	2	16	8.0	12	0
B.Miller	1	13	13.0	13	0
A.Pettis	1	13	13.0	13	0
C.Dahl	1	6	6.0	6	0
<b>RAMS</b>	<b>38</b>	<b>799</b>	<b>21.0</b>	<b>48</b>	<b>0</b>
<b>Opponents</b>	<b>30</b>	<b>730</b>	<b>24.3</b>	<b>69</b>	<b>0</b>

Field Goals	1-19	20-29	30-39	40-49	50+
G.Zuerlein	1/1	4/4	4/6	7/7	7/13
<b>RAMS</b>	<b>1/1</b>	<b>4/4</b>	<b>4/6</b>	<b>7/7</b>	<b>7/13</b>
<b>Opponents</b>	<b>0/0</b>	<b>5/6</b>	<b>9/9</b>	<b>10/13</b>	<b>6/9</b>

**Greg Zuerlein** (48G, 29G, 46G) (39G, 33G, 42G) (56G, 46G) (58G, 48G, 60G, 24G) (53) (48G, 32G, 52N, 37N, 66N) (50G, 43G) ( ) (27G, 58N) ( ) (35N, 19G) (58N, 53G, 54G) ( ) (57N) ( ) (51N, 39G, 25G)

**Opponents** (41G, 45G) (62N) (54G, 22G, 37G) (31G, 30G) (35G, 40N) (42) (47G, 58N, 23G, 48G) (26G) (33G, 41N) (51G, 26N, 51G, 44N) (32G) (23G, 33G, 51N) (35G, 40G) (50G, 38G, 42G, 53G, 51G) (29G, 49G) (43G, 49G)

**Fumbles Lost:** D.Amendola 2, D.Richardson 2, I.Pead 1, B.Miller 1, S.Bradford 1, S.Wells 1 **Total: 8**

**Opponent Fumble Recoveries:** R.Turner 1, W.Hayes 1, J.Laurinaitis 1, J.Jenkins 1 **Total: 4**



# ST. LOUIS RAMS 2012 DEFENSIVE STATS



(based on coaches' video tape evaluations)

TACKLES	Total	Solo	Asst.	Sacks	Yards	Int.	*PD	QB Press.	QB Hits	*FF	*FR
James Laurinaitis	174	132	42	0.5	3.0	2	8	5	7	0	1
Jo-Lonn Dunbar	157	112	45	4.5	40.5	2	5	2	16	2	0
Quintin Mikell	114	82	32	3.0	35.0	0	3	1	3	3	0
Cortland Finnegan	113	98	15	1.0	7.0	3	8	0	1	1	0
Craig Dahl	100	67	33	0.0	0.0	1	2	0	0	0	0
Janoris Jenkins	83	75	8	0.0	0.0	4	15	1	0	1	1
Michael Brockers	63	31	32	4.0	18.5	0	2	13	4	1	0
Kendall Langford	57	27	30	2.0	7.5	0	2	20	8	0	0
Rocky McIntosh	52	34	18	1.0	1.0	1	2	3	1	0	0
Chris Long	44	24	20	11.5	74.0	0	1	50	24	0	0
Robert Quinn	40	21	19	10.5	61.0	0	1	25	17	1	0
Jermelle Cudjo	39	16	23	1.0	6.0	0	0	3	3	0	0
William Hayes	38	23	15	7.0	28.5	0	1	13	5	0	1
Eugene Sims	36	14	22	3.0	22.0	1	2	7	9	0	0
Trumaine Johnson	35	30	5	0.0	0.0	2	8	0	0	0	0
Bradley Fletcher	25	21	4	1.0	0.0	1	8	0	1	0	0
Mario Haggan	12	9	3	1.0	14.0	0	0	0	0	0	0
Kellen Heard	7	5	2	0.0	0.0	0	0	2	1	0	0
Darian Stewart	6	6	0	0.0	0.0	0	1	2	0	0	0
Josh Hull	5	4	1	0.0	0.0	0	0	1	0	0	0
Justin Cole	2	2	0	0.0	0.0	0	0	0	0	0	0
Quinton Pointer	2	2	0	0.0	0.0	0	0	0	0	0	0
Matt Conrath	1	0	1	0.0	0.0	0	0	0	0	0	0
<b>Total</b>	<b>1,204</b>	<b>833</b>	<b>371</b>	<b>52.0</b>	<b>325.0</b>	<b>17</b>	<b>66</b>	<b>149</b>	<b>101</b>	<b>9</b>	<b>3</b>

\*Tackle totals include tackles for loss

\* PD is passes defended

## SACK LEADERS

	No.	Yards
Chris Long	11.5	74.0
Robert Quinn	10.5	61.0
William Hayes	7.0	28.5
Jo-Lonn Dunbar	4.5	40.5
Michael Brockers	4.0	18.5
Quintin Mikell	3.0	35.0
Eugene Sims	3.0	22.0
Kendall Langford	2.0	7.5
Mario Haggan	1.0	14.0
Cortland Finnegan	1.0	7.0
Jermelle Cudjo	1.0	6.0
Rocky McIntosh	1.0	1.0
Bradley Fletcher	1.0	0.0
James Laurinaitis	0.5	3.0
<b>Total</b>	<b>52.0</b>	<b>325.0</b>

## SPECIAL TEAMS STATISTICS

Rodney McLeod	16
Craig Dahl	10
Rocky McIntosh	9
Quintin Mikell	9
Bradley Fletcher	8
Josh Hull	8
Justin Cole	7
Darian Stewart	6
Mario Haggan	4
Quinton Pointer	4
Jake McQuaide	4
Trumaine Johnson	3
Jo-Lonn Dunbar	3
Cory Harkey	3
Lance Kendricks	2
Greg Zuerlein	2
Chris Givens	1
Eugene Sims	1
Matt Daniels	1
Brit Miller	1
Johnny Hekker	1
James Laurinaitis	1
Mike McNeill	1
<b>Total</b>	<b>105</b>



# 2012 ST. LOUIS RAMS PARTICIPATION CHART




#	Player	2012				1	2	3	4	5	6	7	8	9	10	11	12	13	14	15	16
		GP	GS	D	IA	9/9	9/16	9/23	9/30	10/4	10/14	10/21	10/28	11/11	11/18	11/25	12/2	12/9	12/16	12/23	12/30
16	Amendola, Danny	11	9	0	5	WR	WR	WR	WR	X	IA	IA	WR	WR	X	IA	IA	WR	WR	X	
68	Barksdale, Joe	6	2	1	6	O	O	O	X	X	X	LT	LT	X	DNP	IA	IA	IA	IA	IA	
61	Barnes, Tim	15	0	0	0	PS	X	X	X	X	X	X	X	X	X	X	X	X	X	X	
64	Beeler, Chase	0	0	0	0	O	O	O	PS	O	O	O	O	O	O	O	O	O	O	O	
8	Bradford, Sam	16	16	0	0	QB	QB	QB	QB	QB	QB	QB	QB	QB	QB	QB	QB	QB	QB	QB	
90	Brockers, Michael	13	12	0	3	IA	IA	IA	RDT	RDT	RDT	RDT	X	RDT	RDT	RDT	RDT	RDT	RDT	RDT	
77	Brodine, Mason	0	0	0	0	PS	PS	PS	PS	PS	PS	PS	PS	PS	PS	PS	PS	PS	PS	PS	
54	Brown, Aaron	0	0	0	0	PS	O	O	O	O	O	O	O	O	O	O	O	O	O	O	
57	Brown, Sammy	1	0	2	2	O	PS	PS	PS	PS	PS	PS	PS	PS	PS	PS	X	DNP	DNP	IA	
10	Clemens, Kellen	2	0	13	0	O	DNP	DNP	DNP	DNP	DNP	DNP	X	DNP	DNP	X	DNP	DNP	DNP	DNP	
52	Cole, Justin	16	0	0	0	X	X	X	X	X	X	X	X	X	X	X	X	X	X	X	
71	Conrath, Matthew	1	0	0	15	IA	IA	IA	IA	IA	IA	IA	IA	X	IA	IA	IA	IA	IA	IA	
93	Cudjo, Jermelle	15	4	0	1	RDT	RDT	RDT	IA	X	X	X	X	X	X	X	X	X	RDE	X	
43	Dahl, Craig	16	16	0	0	SS	SS	SS	SS	SS	SS	SS	FS	FS	FS	FS	FS	FS	FS	FS	
62	Dahl, Harvey	14	14	0	0	RG	RG	RG	RG	RG	RG	RG	RG	RG	RG	RG	RG	RG	RG	IR	
37	Daniels, Matthew	4	0	0	4	X	X	IA	IA	IA	IA	X	IR	IR	IR	IR	IR	IR	IR	IR	
9	Davis, Austin	0	0	1	15	DNP	IA	IA	IA	IA	IA	IA	IA	IA	IA	IA	IA	IA	IA	IA	
58	Dunbar, Jo-Lonn	16	16	0	0	WLB	WLB	WLB	WLB	WLB	WLB	WLB	WLB	WLB	WLB	WLB	WLB	WLB	WLB	WLB	
31	Finnegan, Cortland	16	15	0	0	LCB	LCB	LCB	LCB	LCB	LCB	LCB	LCB	LCB	LCB	LCB	LCB	LCB	X	CB	
32	Fletcher, Bradley	16	4	0	0	CB	X	X	X	CB	X	CB	DB	X	X	X	X	X	X	X	
42	Ganaway, Terrance	3	0	0	13	IA	IA	IA	X	IA	IA	IA	X	X	IA	IA	IA	IA	IA	IA	
11	Gibson, Brandon	16	13	0	0	WR	WR	WR	WR	WR	WR	WR	WR	X	WR	WR	WR	WR	WR	WR	
13	Givens, Chris	15	12	0	1	X	X	WR	X	WR	WR	WR	WR	IA	X	WR	WR	WR	WR	WR	
81	Graham, Cameron	0	0	0	0	O	O	O	O	O	O	O	O	O	O	O	PS	PS	PS	PS	
51	Haggan, Mario	11	2	0	5	X	X	X	X	X	IA	IA	X	SLB	IA	IA	X	SLB	X	X	
15	Hakim, Saalim	0	0	0	0	O	O	O	O	O	O	O	PS	PS	PS	PS	O	O	O	O	
46	Harkey, Cory	5	0	0	2	PS	PS	PS	PS	PS	PS	PS	PS	X	X	X	X	X	IA	IA	
19	Harvey, Brandyn	0	0	0	0	PS	PS	O	O	O	O	O	O	O	O	O	O	O	O	O	
95	Hayes, William	16	0	0	0	X	X	X	X	X	X	X	X	X	X	X	X	X	X	X	
96	Heard, Kellen	8	0	0	0	X	X	X	X	X	X	X	O	O	O	O	O	O	O	O	
6	Hekker, Johnny	16	0	0	0	X	X	X	X	X	X	X	X	X	X	X	X	X	X	X	
56	Hull, Josh	16	1	0	0	X	X	X	X	X	X	SLB	X	X	X	X	X	X	X	X	
72	Hunter, Wayne	14	4	0	2	X	X	LT	LT	LT	LT	IA	X	X	X	X	X	X	X	X	
39	Jackson, Steven	16	16	0	0	RB	RB	RB	RB	RB	RB	RB	RB	RB	RB	RB	RB	RB	RB	RB	
21	Jenkins, Janoris	15	14	0	1	RCB	RCB	RCB	RCB	RCB	RCB	RCB	IA	RCB	RCB	RCB	RCB	X	RCB	RCB	
14	Johnson, Nick	0	0	0	0	PS	PS	PS	PS	PS	PS	PS	PS	PS	PS	PS	PS	PS	PS	PS	
22	Johnson, Trumaine	16	3	0	0	X	X	X	X	X	X	X	X	RCB	X	X	X	X	X	LCB	
88	Kendricks, Lance	16	14	0	0	TE	X	X	TE	TE	TE	TE	TE	TE	TE	TE	TE	TE	TE	TE	
98	Langford, Kendall	16	16	0	0	LDT	LDT	LDT	LDT	LDT	LDT	LDT	LDT	LDT	LDT	LDT	LDT	LDT	LDT	LDT	
55	Laurinaitis, James	16	16	0	0	MLB	MLB	MLB	MLB	MLB	MLB	MLB	MLB	MLB	MLB	MLB	MLB	MLB	MLB	MLB	
91	Long, Chris	16	16	0	0	LDE	LDE	LDE	LDE	LDE	LDE	LDE	LDE	LDE	LDE	LDE	LDE	LDE	LDE	LDE	
50	McIntosh, Rocky	16	9	0	0	X	SLB	SLB	SLB	X	SLB	X	SLB	X	SLB	SLB	SLB	X	SLB	X	
23	McLeod, Rodney	16	0	0	0	X	X	X	X	X	X	X	X	X	X	X	X	X	X	X	
89	McNeill, Mike	14	1	0	2	X	X	X	X	X	TE	X	X	X	X	X	IA	IA	X	X	
44	McQuaide, Jake	16	0	0	0	X	X	X	X	X	X	X	X	X	X	X	X	X	X	X	
27	Mikell, Quintin	16	16	0	0	FS	FS	FS	FS	FS	FS	FS	SS	SS	SS	SS	SS	SS	SS	SS	
49	Miller, Brit	9	1	0	1	X	X	X	FB	X	X	X	X	IA	O	O	O	O	O	O	
82	Mulligan, Matthew	16	9	0	0	TE	X	X	X	TE	X	TE	TE	TE	TE	TE	X	TE	X	TE	
60	Nsekhe, Ty	2	0	0	1	IA	X	X	PS	PS	PS	PS	PS	PS	PS	PS	PS	PS	PS	PS	
69	Ojinnaka, Quinn	6	5	0	0	O	LG	LG	LG	LG	LG	X	O	O	O	O	O	O	O	O	
24	Pead, Isaiah	15	1	0	1	X	RB	X	IA	X	X	X	X	X	X	X	X	X	X	X	
18	Pettis, Austin	14	2	0	0	SUS	SUS	X	X	X	X	WR	X	X	X	WR	X	X	X	X	
33	Pointer, Quinton	6	0	0	0	X	O	PS	PS	PS	PS	PS	X	X	X	O	PS	PS	X	X	
83	Quick, Brian	15	1	0	1	X	X	IA	X	X	X	X	WR	X	X	X	X	X	X	X	
94	Quinn, Robert	16	14	0	0	RDE	RDE	RDE	RDE	RDE	RDE	RDE	RDE	RDE	RDE	RDE	X	RDE	X	RDE	
84	Radway, Raymond	0	0	0	0	O	O	O	O	O	O	O	O	O	O	O	O	O	PS	PS	
34	Reynolds, Chase	0	0	0	0	PS	PS	PS	PS	PS	PS	PS	PS	PS	PS	PS	PS	PS	PS	PS	
79	Richardson, Barry	16	16	0	0	RT	RT	RT	RT	RT	RT	RT	RT	RT	RT	RT	RT	RT	RT	RT	
26	Richardson, Daryl	16	0	0	0	X	X	X	X	X	X	X	X	X	X	X	X	X	X	X	
76	Saffold, Rodger	10	10	0	6	LT	LT	IA	IA	IA	IA	IA	IA	LT	LT	LT	LT	LT	LT	LT	
97	Scott, Darell	0	0	0	1	IA	waived 9/16			O	O	O	O	O	O	O	O	O	O	O	
92	Sims, Eugene	13	2	0	3	X	X	X	X	IA	X	IA	IA	X	X	RDE	X	DL	X	X	
66	Smith, Shelley	11	6	3	2	IA	IA	DNP	DNP	X	DNP	LG	LG	LG	LG	X	X	X	X	RG	
12	Smith, Steve	9	2	0	7	X	WR	WR	IA	IA	X	X	X	IA	IA	X	X	IA	IA	IA	
20	Stewart, Darian	12	0	0	4	IA	IA	X	X	X	X	X	IA	IA	X	X	X	X	X	X	
59	Turner, Rob	16	16	0	0	LG	C	C	C	C	C	C	C	C	LG	LG	LG	LG	LG	LG	
70	Washington, Brandon	0	0	0	0	PS	PS	PS	PS	PS	PS	PS	PS	PS	PS	PS	PS	PS	PS	PS	
73	Watkins, Rokevious	1	0	0	1	X	IA	IR	IR	IR	IR	IR	IR	IR	IR	IR	IR	IR	IR	IR	
63	Wells, Scott	7	7	0	0	C	IR	IR	IR	IR	IR	IR	IR	IR	C	C	C	C	C	C	
65	Williams, Chris	3	0	0	6	O	O	O	O	O	O	O	X	IA	IA	IA	IA	IA	X	X	
54	Williams, Jabara	0	0	0	0	O	O	O	O	O	O	O	O	O	PS	PS	PS	PS	PS	PS	
4	Zuerlein, Greg	16	0	0	0	X	X	X	X	X	X	X	X	X	X	X	X	X	X	X	

(Pos) - Starter; X - Reserve; DNP - Did Not Play; IA - Inactive; IR - Injured Reserve; PS - Practice Squad; O - Not on Roster; U - Unsigned; E - Roster Exemption; PUP - Physically Unable to Perform; GP - Games Played; GS - Started; D - Did Not Play; IA - Inactive; SUS - Reserve/Suspended; NFI - Non Football Injury List; CEX - Reserve/Commissioners Exempt; US - Reserve/Unsigned



THE 2013 MEDIA GUIDE OF THE  
**ST. LOUIS RAMS**



**STAT PACK**



# ALL-TIME LEADERS

**Bold denotes player active with Rams**

*Italics denotes rookie*

## CAREER RUSHING

	Years	Att.	Yards	Avg.	Long	TD
1. <b>Jackson, Steven</b> .....	<b>2004-</b>	<b>2,395</b>	<b>10,135</b>	<b>4.2</b>	<b>59t</b>	<b>56</b>
2. Dickerson, Eric.....	1983-87	1,525	7,245	4.8	85t	56
3. Faulk, Marshall.....	1999-2006	1,447	6,959	4.8	71t	58
4. McCutcheon, Lawrence.....	1973-79	1,435	6,186	4.3	48	23
5. Bass, Dick.....	1960-69	1,218	5,417	4.5	73t	34
6. Towler, Dan.....	1950-55	672	3,493	5.2	79t	44
7. Josephson, Les.....	1964-67, 69-74	797	3,407	4.3	75	17
8. Younger, Paul (Tank).....	1949-57	682	3,296	4.8	75t	17
9. Tyler, Wendell.....	1977-82	720	3,266	4.5	69t	33
10. Bryant, Cullen.....	1973-81, 87	802	3,119	3.9	26	20

## SEASON RUSHING

	Year	Att.	Yds.	Avg.	Long	TD
1. Dickerson, Eric.....	1984	379	2,105	5.6	66	14
2. Dickerson, Eric.....	1986	404	1,821	4.5	42t	11
3. <i>Dickerson, Eric</i> .....	1983	390	1,808	4.6	85t	18
4. <b>Jackson, Steven</b> .....	<b>2006</b>	<b>346</b>	<b>1,528</b>	<b>4.4</b>	<b>59t</b>	<b>13</b>
5. <i>Bettis, Jerome</i> .....	1993	294	1,429	4.9	71t	7
6. <b>Jackson, Steven</b> .....	<b>2009</b>	<b>324</b>	<b>1,416</b>	<b>4.4</b>	<b>58</b>	<b>4</b>
7. Faulk, Marshall.....	2001	260	1,382	5.3	71t	12
8. Faulk, Marshal.....	1999	253	1,381	5.5	58	7
9. White, Charles.....	1987	324	1,374	4.2	58	11
10. Faulk, Marshall.....	2000	253	1,359	5.4	36	18

## CAREER PASSING (Based on Yards)

	Years	Att.	Comp.	Yards	Pct.	TD	Int.
1. Everett, Jim.....	1986-93	3,277	1,847	23,758	.564	142	123
2. Bulger, Marc.....	2001-09	3,171	1,969	22,814	.621	122	93
3. Gabriel, Roman.....	1962-72	3,313	1,705	22,223	.515	154	112
4. Van Brocklin, Norm.....	1949-57	1,897	1,011	16,114	.533	118	127
5. Warner, Kurt.....	1998-03	1,688	1,121	14,447	.664	102	65
6. Waterfield, Bob.....	1945-52	1,618	814	11,893	.503	99	128
7. <b>Bradford, Sam</b> .....	<b>2010-</b>	<b>1,498</b>	<b>873</b>	<b>9,378</b>	<b>.583</b>	<b>45</b>	<b>34</b>
8. Ferragamo, Vince.....	1977-84	1,288	730	9,376	.567	70	71
9. Haden, Pat.....	1976-81	1,363	731	9,296	.536	52	60
10. Wade, Bill.....	1954-60	1,116	602	8,572	.539	56	68

## CAREER PASSING (Based on Rating; Minimum 1,500 Attempts)

	Years	Att.	Comp.	Yards	Pct.	TD	Int.	Rating
1. Warner, Kurt.....	1998-03	1,688	1,121	14,447	.664	102	65	97.2
2. Bulger, Marc.....	2001-09	3,171	1,969	22,814	.621	122	93	84.4
3. Everett, Jim.....	1986-93	3,277	1,847	23,758	.564	142	123	78.1
4. Van Brocklin, Norm..	1949-57	1,897	1,011	16,114	.533	118	127	74.7
5. Gabriel, Roman.....	1962-72	3,313	1,705	22,223	.515	154	112	74.3

## SEASON PASSING (Based on Yards)

	Year	Att.	Comp.	Yards	Pct.	TD	Int.
1. Warner, Kurt.....	2001	546	375	4,830	68.7	36	22
2. Warner, Kurt.....	1999	499	325	4,353	65.1	41	13
3. Everett, Jim.....	1989	518	304	4,310	58.7	29	17
4. Bulger, Marc.....	2006	588	370	4,301	63.0	24	8
5. Everett, Jim.....	1990	554	307	3,989	55.4	23	17
6. Everett, Jim.....	1988	517	308	3,964	59.6	31	18
Bulger, Marc.....	2004	485	321	3,964	66.2	21	14
8. Bulger, Marc.....	2003	532	336	3,845	63.2	22	22
9. <b>Bradford, Sam</b> .....	<b>2012</b>	<b>551</b>	<b>328</b>	<b>3,702</b>	<b>59.5</b>	<b>21</b>	<b>13</b>
10. <b>Bradford, Sam</b> .....	<b>2010</b>	<b>590</b>	<b>354</b>	<b>3,512</b>	<b>60.0</b>	<b>18</b>	<b>15</b>

## CAREER RECEPTIONS

	<b>Years</b>	<b>No.</b>	<b>Yards</b>	<b>Avg.</b>	<b>Long</b>	<b>TD</b>
1.	Bruce, Isaac..... 1994-2007	942	14,109	15.0	80t	84
2.	Holt, Torry..... 1999-2008	869	12,660	14.6	85t	74
3.	Ellard, Henry..... 1983-93	593	9,761	16.5	81t	48
4.	Faulk, Marshall (RB)..... 1999-2006	470	4,071	8.7	72t	27
<b>5.</b>	<b>Jackson, Steven (RB)..... 2004-</b>	<b>407</b>	<b>3,324</b>	<b>8.2</b>	<b>64t</b>	<b>8</b>
6.	Fears, Tom..... 1948-56	400	5,397	13.4	80t	38
7.	Hirsch, Elroy..... 1949-57	343	6,299	18.4	91t	53
8.	Snow, Jack..... 1965-75	340	6,012	17.7	84t	45
9.	Phillips, Jim..... 1958-64	333	4,953	14.9	93t	27
10.	Benton, Jim..... 1938-40, 42, 44-47	275	4,566	16.6	84t	42

## SEASON RECEPTIONS

	<b>Year</b>	<b>No.</b>	<b>Yards</b>	<b>Avg.</b>	<b>Long</b>	<b>TD</b>
1.	Bruce, Isaac..... 1995	119	1,781	15.0	72	13
2.	Holt, Torry..... 2003	117	1,696	14.5	48	12
3.	Holt, Torry..... 2005	102	1,331	13.0	44	9
4.	Holt, Torry..... 2004	94	1,372	14.6	75t	10
5.	Holt, Torry..... 2007	93	1,189	12.8	40	7
	Holt, Torry..... 2006	93	1,188	12.8	67t	10
7.	Holt, Torry..... 2002	91	1,302	14.3	58	4
<b>8.</b>	<b>Jackson, Steven..... 2006</b>	<b>90</b>	<b>806</b>	<b>9.0</b>	<b>64t</b>	<b>3</b>
9.	Bruce, Isaac..... 2004	89	1,292	14.5	56	6
10.	Bruce, Isaac..... 2000	87	1,471	16.9	78t	9
	Faulk, Marshall (RB)..... 1999	87	1,048	12.0	57t	5

## CAREER RECEIVING YARDS

	<b>Years</b>	<b>No.</b>	<b>Yards</b>	<b>Avg.</b>	<b>Long</b>	<b>TD</b>
1.	Bruce, Isaac..... 1994-2007	942	14,109	15.0	80t	84
2.	Holt, Torry..... 1999-2008	869	12,660	14.6	85t	74
3.	Ellard, Henry..... 1983-93	593	9,761	16.6	81t	48
4.	Hirsch, Elroy..... 1949-57	343	6,299	18.4	91t	53
5.	Snow, Jack..... 1965-75	340	6,012	17.7	84t	45
6.	Fears, Tom..... 1948-56	400	5,397	13.4	80t	38
7.	Anderson, Willie..... 1988-94	259	5,246	20.3	78t	26
8.	Phillips, Jim..... 1958-64	333	4,953	14.9	93t	27
9.	Benton, Jim..... 1938-40, 42, 44-47	275	4,566	16.6	84t	42
10.	Faulk, Marshall..... 1999-2006	470	4,071	8.7	72t	27

## SEASON RECEIVING YARDS

	<b>Years</b>	<b>No.</b>	<b>Yards</b>	<b>Avg.</b>	<b>Long</b>	<b>TD</b>
1.	Bruce, Isaac..... 1995	119	1,781	15.0	72	13
2.	Holt, Torry..... 2003	117	1,696	14.5	48	12
3.	Holt, Torry..... 2000	82	1,635	19.9	85t	6
4.	Hirsch, Elroy..... 1951	66	1,495	22.7	91	17
5.	Bruce, Isaac..... 2000	87	1,471	16.9	78t	9
6.	Ellard, Henry..... 1988	86	1,414	16.4	68	10
7.	Ellard, Henry..... 1989	70	1,382	19.7	53	8
8.	Holt, Torry..... 2004	94	1,372	14.6	75t	10
9.	Holt, Torry..... 2001	81	1,363	16.8	51	7
10.	Bruce, Isaac..... 1996	84	1,338	15.9	70	7

## CAREER YARDS FROM SCRIMMAGE

		<b>TOTAL</b>		<b>RUSHING</b>		<b>RECEIVING</b>	
	<b>Years</b>	<b>Touches</b>	<b>Yards</b>	<b>Rush</b>	<b>Yards</b>	<b>Rec.</b>	<b>Yards</b>
1.	Bruce, Isaac..... 1994-2007	965	14,259	23	150	942	14,109
<b>2.</b>	<b>Jackson, Steven..... 2004-</b>	<b>2,802</b>	<b>13,459</b>	<b>2,395</b>	<b>10,135</b>	<b>407</b>	<b>3,324</b>
3.	Holt, Torry..... 1999-2008	880	12,717	11	57	869	12,660
4.	Faulk, Marshall..... 1999-2006	1,917	11,030	1,447	6,959	470	4,071
5.	Ellard, Henry..... 1983-93	611	9,816	18	55	593	9,761
6.	Dickerson, Eric..... 1983-87	1,648	8,157	1,525	7,245	123	912
7.	McCutcheon, Lawrence..... 1972-79	1,619	7,869	1,435	6,186	184	1,683
8.	Hirsch, Elroy..... 1949-57	417	6,616	74	317	343	6,299
9.	Snow, Jack..... 1965-75	342	6,015	2	3	340	6,012
10.	Bass, Dick..... 1960-69	1,432	7,262	1,218	5,417	214	1,845

### CAREER KICKOFF RETURN AVERAGE (Minimum 75)

	<b>Years</b>	<b>No.</b>	<b>Yards</b>	<b>Avg.</b>	<b>Long</b>	<b>TD</b>	
1.	Horne, Tony .....	1998-00	143	3,577	25.0	103t	4
2.	Arnett, Jon .....	1957-63	104	2,590	24.9	71t	2
3.	Lewis, Woodley .....	1950-55	108	2,575	23.8	88t	1
4.	<b>Amendola, Danny</b> .....	<b>2009-</b>	<b>118</b>	<b>2,776</b>	<b>23.5</b>	<b>84</b>	<b>0</b>
5.	Brown, Ron .....	1984-89, 91	169	3,918	23.2	98t	4
6.	Harris, Arlen .....	2003-05	99	2,147	21.7	42	0

### SEASON KICKOFF RETURN AVERAGE (Minimum One Per Game)

	<b>Year</b>	<b>No.</b>	<b>Yards</b>	<b>Avg.</b>	<b>Long</b>	<b>TD</b>	
1.	Smith, Verda (Vitamin T.) .....	1950	22	742	33.7	97	3
2.	Brown, Ron .....	1985	28	918	32.8	98t	3
3.	Wilson, Tom .....	1956	15	477	31.8	103t	1
4.	Bass, Dick .....	1961	23	698	30.3	64	0
5.	Williams, Travis .....	1971	25	743	29.7	105t	1
	Horne, Tony .....	1999	30	892	29.7	101t	2

### CAREER PUNT RETURN AVERAGE (Minimum 75)

	<b>Years</b>	<b>No.</b>	<b>Yards</b>	<b>Avg.</b>	<b>Long</b>	<b>TD</b>	
1.	Hakim, Az-Zahir .....	1998-01	112	1,278	11.4	86t	2
2.	Ellard, Henry .....	1983-93	135	1,527	11.3	83t	4
3.	Smith, Verda (Vitamin T.) .....	1949-53	75	814	10.9	85t	1
4.	Kennison, Eddie .....	1996-98	103	1,085	10.5	78t	3
5.	Irvin, LeRoy .....	1980-89	146	1,451	9.9	84t	4

### SEASON PUNT RETURN AVERAGE (Minimum One Per Punt)

	<b>Year</b>	<b>No.</b>	<b>Yards</b>	<b>Avg.</b>	<b>Long</b>	<b>TD</b>	
1.	Lewis, Woodley .....	1952	19	351	18.5	83t	2
2.	<i>Smith, Verda (Vitamin T.)</i> .....	<i>1949</i>	<i>27</i>	<i>427</i>	<i>15.8</i>	<i>85t</i>	<i>1</i>
3.	Horvath, Les .....	1948	13	203	15.6	27	0
4.	Hakim, Az-Zahir .....	2000	32	489	15.3	86t	1
5.	Hall, Dante .....	2007	19	286	15.1	85t	1

### CAREER ALL-PURPOSE YARDS

	<b>Years</b>	<b>Touches</b>	<b>Yards</b>	<b>Rush</b>	<b>Yards</b>	<b>Rec.</b>	<b>Yards</b>	<b>PR</b>	<b>Yards</b>	<b>KR</b>	<b>Yards</b>	
1.	Bruce, Isaac .....	1994-2007	965	14,311	23	150	942	14,109	0	52	0	
2.	<b>Jackson, Steven</b> .....	<b>2004-</b>	<b>2,806</b>	<b>13,538</b>	<b>2,395</b>	<b>10,135</b>	<b>407</b>	<b>3,324</b>	<b>0</b>	<b>0</b>	<b>4</b>	<b>79</b>
2.	Holt, Torry .....	1999-2008	883	12,732	11	57	869	12,660	3	15	0	0
4.	Ellard, Henry .....	1983-93	765	11,707	18	55	593	9,761	135	1,527	19	364
5.	Faulk, Marshall .....	1999-2006	1,919	11,048	1,447	6,959	470	4,071	0	0	2	18
6.	Bass, Dick .....	1960-69	1,510	8,936	1,218	5,417	214	1,845	24	263	54	1,415
7.	Dickerson, Eric .....	1983-87	1,648	8,157	1,525	7,245	123	912	0	0	0	0
8.	Arnett, Jon .....	1957-63	1,042	8,036	688	2,852	175	1,911	75	683	104	2,590
9.	McCutcheon, L. ....	1972-79	1,620	7,875	1,435	6,186	184	1,683	0	0	1	6
10.	Bryant, Cullen ...	1973-81, 1987	1,080	6,735	802	3,119	142	1,149	71	707	65	1,760

### CAREER SCORING

	<b>Years</b>	<b>TD</b>	<b>PAT</b>	<b>FG</b>	<b>2-Pt.</b>	<b>Tot. Pts.</b>	
1.	Wilkins, Jeff .....	1997-2007	0	428	265	0	1,223
2.	Lansford, Mike .....	1982-90	0	315	158	0	789
3.	Waterfield, Bob .....	1945-52	13	315	60	0	573
4.	Gossett, Bruce .....	1964-69	0	211	120	0	571
5.	Faulk, Marshall .....	1999-2006	85	0	0	7	524

### SEASON SCORING

	<b>Year</b>	<b>TD</b>	<b>PAT</b>	<b>FG</b>	<b>2-Pt.</b>	<b>Tot. Pts.</b>	
1.	Wilkins, Jeff .....	2003	0	46	39	0	163
2.	Faulk, Marshall (RB) .....	2000	26	0	0	2	160
3.	Wilkins, Jeff .....	2006	0	35	32	0	131
4.	Ray, David .....	1973	0	40	30	0	130
5.	Faulk, Marshall (RB) .....	2001	21	0	0	1	128

## CAREER INTERCEPTIONS

	Years	No.	Yards	Avg.	Long	TD	
1.	Meador, Ed .....	1959-70	46	547	11.9	38t	5
2.	Cromwell, Nolan .....	1977-87	37	671	18.1	94	4
3.	Irvin, LeRoy .....	1980-89	34	654	19.2	81t	5
4.	Lyght, Todd .....	1991-00	31	359	11.6	57t	4
5.	Lyle, Keith .....	1994-00	28	336	12.0	68	0
	Perry, Rod .....	1975-82	28	386	13.8	83t	4
	Williams, Clarence .....	1965-72	28	428	15.3	65t	2
	Sherman, Will .....	1954-60	28	515	18.4	95t	3
9.	Elmendorf, Dave .....	1971-79	27	421	15.6	57t	2
10.	Thomas, Pat.....	1976-82	26	292	11.2	64	1

## SEASON INTERCEPTIONS

	Year	No.	Yards	Avg.	Long	TD	
1.	<i>Lane, Dick (Night Train) .....</i>	1952	*14	298	21.3	80t	2
2.	<i>Lewis, Woodley .....</i>	1950	12	275	22.9	36	0
3.	Sherman, Will .....	1955	11	101	9.2	36	0
4.	Jackson, Monte .....	1976	10	173	17.3	46t	3
5.	McNeil, Ryan.....	1997	9	127	14.1	75t	1
	Lyle, Keith .....	1996	9	152	16.9	68	0
	<i>Burroughs, Don .....</i>	1955	9	103	11.4	34	0
	<i>Sims, George.....</i>	1949	9	78	8.7	27	1

\*NFL Record

## MOST CAREER PUNTS

	Years	No.	Yards	Avg.	TB	In 20	Long	Blocks	
1.	Donnie Jones.....	2007-2011	449	20,924	46.6	39	133	80	1
2.	Hatcher, Dale.....	1985-89, 1991	432	17,302	40.1	28	121	67	2
3.	Landeta, Sean ....	'93-96, 2003-04	380	16,747	44.2	42	90	70	0
4.	Van Brocklin, Norm.....	1951-1957	343	14,783	43.1	-	-	71	1
5.	Studstill, Pat.....	1968-1971	298	11,980	40.2	25	-	60	0
	Villanueva, Danny.....	1961-1964	296	13,099	44.3	13	-	68	1

## SEASON PUNTING AVERAGE

	Year	No.	Yards	Avg.	TB	In 20	Long	Blocks	
1.	Jones, Donnie.....	2008	82	4,100	50.0	7	20	68	0
2.	Jones, Donnie.....	2007	78	3,684	47.2	9	18	80	0
3.	Jones, Donnie.....	2009	90	4,212	46.8	10	34	63	0
<b>4.</b>	<b>Hekkler, Johnny.....</b>	<b>2012</b>	<b>82</b>	<b>3,756</b>	<b>45.8</b>	<b>4</b>	<b>22</b>	<b>68</b>	<b>0</b>
4.	Villanueva, Danny.....	1962	87	3,960	45.5	7	-	65	1
	Jones, Donnie.....	2010	94	4,276	45.5	4	32	63	0
5.	Turk, Matt .....	2006	69	3,132	45.4	7	26	74	1
	Villanueva, Danny.....	1963	81	3,678	45.4	0	-	68	0

# YEAR-BY-YEAR LEADERS

## PASSING

Year	Player	Att.	Cmp.	Yards	Pct.	TD	Int.	Long	Sk/Yds	Rating
1937	Snyder, Bob	66	25	378	37.9	1	14			23.0
1938	Snyder, Bob	87	36	631	41.4	0	9			27.2
1939	Hall, Parker	208	106	1,227	51.0	9	13			57.5
1940	Hall, Parker	183	77	1,108	42.1	1	16			27.8
1941	Hall, Parker	190	84	863	44.2	7	19	39		30.5
1942	Hall, Parker	140	62	815	44.3	7	19	59		40.3
1943	Suspended Play/W.W. II									
1944	Reisz, Albie	113	49	777	43.4	8	10	70		53.6
1945	Waterfield, Bob	171	88	1,609	51.4	14	16	84		72.5
1946	Waterfield, Bob	256	128	1,772	50.0	17	18	57		65.9
1947	Waterfield, Bob	221	96	1,210	43.4	8	18	45		39.2
1948	Hardy, Jim	211	112	1,390	50.7	14	7	69t		82.1
1949	Waterfield, Bob	296	154	2,168	52.0	17	24	71t		61.3
1950	Van Brocklin, Norm	233	127	2,061	54.5	18	14	58		85.1
1951	Waterfield, Bob	176	88	1,566	50.0	13	10	91t		81.8
1952	Van Brocklin, Norm	205	113	1,736	55.1	14	17	84t		71.5
1953	Van Brocklin, Norm	286	156	2,393	54.5	19	14	70t		84.1
1954	Van Brocklin, Norm	260	139	2,637	53.5	13	21	80t		71.9
1955	Van Brocklin, Norm	272	144	1,890	52.9	8	15	74t		62.0
1956	Wade, Bill	178	91	1,461	51.1	10	13	76t		67.2
1957	Van Brocklin, Norm	265	132	2,105	49.8	20	21	81t		68.8
1958	Wade, Bill	341	181	2,875	53.1	18	22	93t		72.2
1959	Wade, Bill	261	153	2,001	58.6	12	17	72t		71.1
1960	Wade, Bill	182	106	1,294	58.2	12	11	63		77.0
1961	Bratkowski, Zeke	230	124	1,547	53.9	8	13	84t		63.1
1962	Bratkowski, Zeke	219	110	1,541	50.2	9	16	80t		56.5
1963	Gabriel, Roman	281	130	1,947	46.3	8	11	77t	44/337	62.7
1964	Munson, Bill	223	108	1,533	48.4	9	15	95t	23/183	56.5
1965	Gabriel, Roman	173	83	1,321	48.0	11	5	60t	14/97	83.0
1966	Gabriel, Roman	397	217	2,540	54.7	10	16	84t	48/319	65.9
1967	Gabriel, Roman	371	196	2,779	52.8	25	13	80t	24/201	85.7
1968	Gabriel, Roman	366	184	2,364	50.3	19	16	60t	27/296	70.0
1969	Gabriel, Roman	399	217	2,549	54.4	24	7	93t	14/182	86.8
1970	Gabriel, Roman	407	211	2,552	52.0	16	12	71	20/134	72.2
1971	Gabriel, Roman	352	180	2,238	51.1	17	10	68	25/200	75.5
1972	Gabriel, Roman	323	165	2,027	51.1	12	15	57	12/102	63.8
1973	Hadl, John	258	135	2,008	52.3	22	11	69	17/126	88.8
1974	Harris, James	198	106	1,544	53.5	11	6	50	12/101	85.3
1975	Harris, James	285	157	2,148	55.1	14	15	54	21/180	73.8
1976	Harris, James	158	91	1,460	57.6	8	6	80	14/151	89.8
1977	Haden, Pat	216	122	1,551	56.5	11	6	58	17/151	84.4
1978	Haden, Pat	444	229	2,995	51.6	13	19	68t	32/216	65.0
1979	Haden, Pat	290	163	1,854	56.2	11	14	50	21/178	68.2
1980	Ferragamo, Vince	404	240	3,199	59.4	30	19	74t	23/191	89.7
1981	Haden, Pat	267	138	1,815	51.7	9	13	64	28/227	64.4
1982	Ferragamo, Vince	209	118	1,609	56.5	9	9	85t	7/65	77.7
1983	Ferragamo, Vince	464	274	3,276	59.1	22	23	61t	21/178	75.5
1984	Kemp, Jeff	284	143	2,021	50.4	13	7	63t	24/190	78.7
1985	Brock, Dieter	365	218	2,658	59.7	16	13	64t	51/351	81.8
1986	Everett, Jim	147	73	1,018	49.7	8	8	60t	8/50	67.8
1987	Everett, Jim	302	162	2,064	53.6	10	13	81t	17/139	68.4
1988	Everett, Jim	517	308	3,964	59.6	31	18	69t	28/197	89.2
1989	Everett, Jim	518	304	4,310	58.7	29	17	78t	29/214	90.6
1990	Everett, Jim	554	307	3,989	55.4	23	17	55t	30/198	79.3
1991	Everett, Jim	490	277	3,438	56.5	11	20	78	30/200	68.9
1992	Everett, Jim	475	281	3,323	59.2	22	18	67t	26/204	80.1
1993	Everett, Jim	274	135	1,652	49.3	8	12	60t	18/125	59.7
1994	Miller, Chris	317	173	2,104	54.6	16	14	54	28/193	73.6
1995	Miller, Chris	405	232	2,623	57.3	18	15	72	31/244	76.2
1996	Banks, Tony	368	192	2,544	52.2	15	15	77t	48/306	71.0
1997	Banks, Tony	487	252	3,254	51.7	14	13	76	43/317	71.5
1998	Banks, Tony	408	241	2,535	59.1	7	14	80t	41/237	68.6
1999	Warner, Kurt	499	325	4,353	65.1	41	13	75t	29/201	109.2
2000	Green, Trent	240	145	2,063	60.4	16	5	64	24/145	101.8
2001	Warner, Kurt	546	375	4,830	68.7	36	22	65t	38/233	101.4
2002	Bulger, Marc	214	138	1,826	64.5	14	6	58	12/102	101.5
2003	Bulger, Marc	532	336	3,845	63.2	22	22	48	37/288	81.4
2004	Bulger, Marc	485	321	3,964	66.2	21	14	56	41/302	93.7
2005	Bulger, Marc	287	192	2,297	66.9	14	9	57t	26/192	94.4
2006	Bulger, Marc	588	370	4,301	63.0	24	8	67t	49/366	92.9
2007	Bulger, Marc	378	221	2,392	58.5	11	15	40	37/269	70.3
2008	Bulger, Marc	440	251	2,720	57.0	11	13	80t	38/263	71.4
2009	Bulger, Marc	247	140	1,469	56.7	5	6	50	14/85	70.7
2010	Bradford, Sam	590	354	3,512	60.0	18	15	49	34/244	76.5
2011	Bradford, Sam	357	191	2,614	53.5	6	6	68	36/248	70.5
2012	Bradford, Sam	328	551	3,702	59.5	21	13	80t	35/233	82.5

## RUSHING

Year	Player .....	Att.	Yards	Avg.	Long	TD
1937	Drake, Johnny (Zero) .....	98	333	3.4		3
1938	Davis, Corbett .....	71	202	2.8		3
1939	Hall, Parker .....	120	458	3.8		2
1940	Drake, Johnny (Zero).....	130	480	3.6		9
1941	Drake, Johnny (Zero).....	101	246	2.4	15	2
1942	Magnani, Dante .....	59	344	5.8	71	2
1943	Suspended Play/W.W. II					
1944	West, Pat .....	66	220	3.3	31	0
1945	Gehrke, Fred .....	74	467	6.3	72	7
1946	Gehrke, Fred .....	71	371	5.2	53	3
1947	Washington, Kenny .....	60	444	7.4	92t	5
1948	Hoerner, Dick .....	76	354	4.7	23	4
1949	Hoerner, Dick .....	155	582	3.7	37	6
1950	<i>Davis, Glenn</i> .....	88	416	4.7	55	3
1951	Towler, Dan .....	126	854	6.8	79t	6
1952	Towler, Dan.....	156	894	5.7	44t	10
1953	Towler, Dan.....	152	879	5.8	73t	7
1954	Younger, Paul (Tank) .....	91	610	6.7	75t	8
1955	<i>Waller, Ron</i> .....	151	716	4.7	55t	7
1956	Waller, Ron .....	83	543	6.5	46	1
1957	Wilson, Tom .....	127	616	4.9	46	3
1958	Arnett, Jon .....	133	683	5.1	57	6
1959	Matson, Ollie .....	161	863	5.4	50	6
1960	Arnett, Jon.....	104	436	4.2	31	2
1961	Arnett, Jon.....	158	609	3.9	26	4
1962	Bass, Dick .....	196	1,033	5.3	57	6
1963	Bass, Dick .....	143	577	3.6	51	5
1964	Wilson, Ben .....	159	553	3.5	27	5
1965	Bass, Dick .....	121	549	4.5	44t	2
1966	Bass, Dick .....	248	1,090	4.4	50	8
1967	Josephson, Les.....	178	800	4.5	27	4
1968	Ellison, Willie.....	151	616	4.1	52t	5
1969	Smith, Larry.....	166	599	3.6	46	1
1970	Josephson, Les.....	150	640	4.3	23	5
1971	Ellison, Willie.....	211	1,000	4.7	80t	4
1972	Ellison, Willie.....	170	764	4.5	37	5
1973	McCutcheon, Lawrence ....	210	1,097	5.2	37	2
1974	McCutcheon, Lawrence ....	236	1,109	4.7	23	3
1975	McCutcheon, Lawrence ....	213	911	4.3	43	2
1976	McCutcheon, Lawrence ....	291	1,168	4.0	40	9
1977	McCutcheon, Lawrence ....	294	1,238	4.2	48	7
1978	Bryant, Cullen .....	178	658	3.7	26	7
1979	Tyler, Wendell .....	218	1,109	5.1	63t	9
1980	Bryant, Cullen .....	183	807	4.4	20	3
1981	Tyler, Wendell.....	260	1,074	4.1	69t	12
1982	Tyler, Wendell.....	137	564	4.1	54	9
1983	<i>Dickerson, Eric</i> .....	390	1,808	4.6	85t	18
1984	Dickerson, Eric.....	379	2,105	5.6	66	14
1985	Dickerson, Eric.....	292	1,234	4.2	43	12
1986	Dickerson, Eric.....	404	1,821	4.5	42t	11
1987	White, Charles .....	324	1,374	4.2	58	11
1988	Bell, Greg .....	288	1,212	4.2	44	16
1989	Bell, Greg .....	272	1,137	4.2	47	15
1990	Gary, Cleveland .....	204	808	4.0	48	14
1991	Delpino, Robert .....	214	688	3.2	36	9
1992	Gary, Cleveland .....	279	1,125	4.0	63	7
1993	<i>Bettis, Jerome</i> .....	294	1,429	4.9	71t	7
1994	Bettis, Jerome .....	319	1,025	3.2	19	3
1995	Bettis, Jerome .....	183	637	3.5	41	3
1996	<i>Phillips, Lawrence</i> .....	193	632	3.3	38	4
1997	Phillips, Lawrence .....	183	633	3.5	28	8
1998	Henley, June .....	88	313	3.6	22	3
1999	Faulk, Marshall.....	253	1,381	5.5	58	7
2000	Faulk, Marshall.....	253	1,359	5.4	36	18
2001	Faulk, Marshall.....	260	1,382	5.3	71t	12
2002	Faulk, Marshall.....	212	953	4.5	44	8
2003	Faulk, Marshall.....	209	818	3.9	52	10
2004	Faulk, Marshall.....	195	774	4.0	40	3
2005	<b>Jackson, Steven</b> .....	<b>254</b>	<b>1,046</b>	<b>4.1</b>	<b>51</b>	<b>8</b>
2006	<b>Jackson, Steven</b> .....	<b>346</b>	<b>1,528</b>	<b>4.4</b>	<b>59t</b>	<b>13</b>
2007	<b>Jackson, Steven</b> .....	<b>237</b>	<b>1,002</b>	<b>4.2</b>	<b>54</b>	<b>5</b>
2008	<b>Jackson, Steven</b> .....	<b>253</b>	<b>1,042</b>	<b>4.1</b>	<b>56t</b>	<b>7</b>
2009	<b>Jackson, Steven</b> .....	<b>324</b>	<b>1,416</b>	<b>4.4</b>	<b>58</b>	<b>4</b>
2010	<b>Jackson, Steven</b> .....	<b>330</b>	<b>1,241</b>	<b>3.8</b>	<b>42t</b>	<b>6</b>
2011	<b>Jackson, Steven</b> .....	<b>260</b>	<b>1,145</b>	<b>4.4</b>	<b>47t</b>	<b>5</b>
2012	<b>Jackson, Steven</b> .....	<b>257</b>	<b>1,042</b>	<b>4.1</b>	<b>46</b>	<b>4</b>

## RECEIVING

Year	Player	No.	Yards	Avg.	Long	TD
1937	Busich, Sam	13	136	10.5		0
1938	Benton, Jim	21	418	19.9		5
1939	Spadacinni, Vic	32	292	9.1		1
1940	Benton, Jim	22	351	16.0		3
1941	Hickey, Howard (Red)	21	294	14.0	39	4
1942	Magnani, Dante	24	276	11.5	67	4
1943	Suspended Play/W.W. II					
1944	Benton, Jim	39	505	12.9	36	6
1945	Benton, Jim	45	1,067	23.7	84	8
1946	Benton, Jim	63	993	15.8	57	6
1947	Benton, Jim	35	511	14.6	43	6
1948	Fears, Tom	51	698	13.7	80	4
1949	Fears, Tom	77	1,013	13.2	51t	9
1950	Fears, Tom	84	1,116	13.3	53	7
1951	Hirsch, Elroy	66	1,495	22.7	91	17
1952	Fears, Tom	48	600	12.5	36	6
1953	Hirsch, Elroy	61	941	15.4	70	4
1954	Boyd, Bob	53	1,212	22.9	80	6
1955	Fears, Tom	44	569	12.9	31	2
1956	Clarke, Leon	36	650	18.1	60	4
1957	Hirsch, Elroy	32	477	14.9	45	6
1958	Shofner, Del	51	1,097	21.5	92	8
1959	Shofner, Del	47	936	19.9	72	7
1960	Phillips, Jim	52	883	17.0	61t	8
1961	Phillips, Jim	78	1,092	14.0	69t	5
1962	Phillips, Jim	60	875	14.6	65t	5
1963	Phillips, Jim	54	793	14.7	52	1
1964	McKeever, Marlin (TE)	41	582	14.2	46	1
1965	McDonald, Tom	67	1,036	15.5	51	9
1966	Moore, Tom (RB)	60	433	7.2	30t	3
1967	Casey, Bernie	53	871	16.4	57t	8
1968	Truax, Billy (TE)	35	417	11.9	22	3
1969	Snow, Jack	49	734	15.0	74t	6
1970	Snow, Jack	51	859	16.8	71	7
1971	Rentzel, Lance	38	534	14.1	41	5
1972	Snow, Jack	30	590	19.7	57	4
1973	Jackson, Harold	40	874	21.9	69	13
1974	McCutcheon, Lawrence (RB)	39	408	10.5	50	2
1975	Jackson, Harold	43	786	18.3	54	7
1976	Jackson, Harold	39	751	19.3	65	5
1977	Jackson, Harold	48	666	13.9	58	6
1978	Miller, Willie	50	767	15.3	52	5
1979	Dennard, Preston	43	766	17.8	50	4
1980	Bryant, Cullen (RB)	53	386	7.3	25	3
1981	Dennard, Preston	49	821	16.8	64	4
1982	Tyler, Wendell (RB)	38	375	9.9	40	4
1983	Barber, Mike (TE)	55	657	11.9	42t	3
1984	Ellard, Henry	34	622	18.3	63t	6
1985	Ellard, Henry	54	811	15.0	64t	5
1986	Ellard, Henry	34	447	13.1	34	4
1987	Ellard, Henry	51	799	15.7	81t	3
1988	Ellard, Henry	86	1,414	16.4	68	10
1989	Ellard, Henry	70	1,382	19.7	53	8
1990	Ellard, Henry	76	1,294	17.0	50t	4
1991	Ellard, Henry	64	1,052	16.4	38	3
1992	Gary, Cleveland (RB)	52	293	5.6	22	3
1993	Ellard, Henry	61	945	15.5	54	2
1994	Bailey, Johnny (RB)	58	516	8.9	28	7
1995	Bruce, Isaac	119	1,781	15.0	72	13
1996	Bruce, Isaac	84	1,338	15.9	70	7
1997	Lee, Amp (RB)	61	825	13.5	62	3
1998	Lee, Amp (RB)	64	667	10.4	44	2
1999	Faulk, Marshall (RB)	87	1,048	12.0	57t	5
2000	Bruce, Isaac	87	1,471	16.9	78t	9
2001	Faulk, Marshall (RB)	83	765	9.2	65t	9
2002	Holt, Torry	91	1,302	14.3	58	4
2003	Holt, Torry	117	1,696	14.5	48	12
2004	Holt, Torry	94	1,372	14.6	75t	10
2005	Holt, Torry	102	1,331	13.0	44	9
2006	Holt, Torry	93	1,188	12.8	67t	10
2007	Holt, Torry	93	1,189	12.8	40	7
2008	Holt, Torry	64	796	12.4	45t	3
2009	Avery, Donnie	47	589	12.5	50	5
2010	<b>Amendola, Danny</b>	<b>85</b>	<b>689</b>	<b>8.1</b>	<b>36</b>	<b>3</b>
2011	Lloyd, Brandon	51	683	13.4	37	5
2012	<b>Givens, Chris</b>	<b>42</b>	<b>698</b>	<b>16.6</b>	<b>65</b>	<b>3</b>

## PUNTING

Year	Player	No.	Yards	Avg.	TB	In 20	Long	Blocks
1939	Hall, Parker	58		41.0			80	
1940	Hall, Parker	57		43.0			75	
1941	Hall, Parker	49		40.1			67	
1942	Jacobs, Jack	33		42.3			66	
1943	Suspended Play/W.W. II							
1944	Reisz, Albie	25		40.1			66	0
1945	Waterfield, Bob	39		40.7			68	0
1946	Waterfield, Bob	39	1,743	44.6			65	0
1947	Waterfield, Bob	59	2,500	42.4			86	1
1948	Waterfield, Bob	43	1,833	42.6			88	0
1949	Waterfield, Bob	49	2,177	44.4			61	1
1950	Waterfield, Bob	52	2,087	40.1			61	2
1951	Van Brocklin, Norm	48	1,992	41.5			62	1
1952	Van Brocklin, Norm	29	1,250	43.1			66	0
1953	Van Brocklin, Norm	60	2,529	42.2			57	0
1954	Van Brocklin, Norm	44	1,874	42.6			61	0
1955	Van Brocklin, Norm	60	2,676	44.6			61	0
1956	Van Brocklin, Norm	48	2,070	43.1			72	0
1957	Van Brocklin, Norm	54	2,392	44.3			71	0
1958	Shofner, Del	49	2,018	41.2			62	0
1959	Shofner, Del	48	2,004	41.8			66	1
1960	Shofner, Del	54	2,301	42.6			63	1
1961	Villanueva, Danny	46	1,845	40.1	1		53	0
1962	Villanueva, Danny	87	3,960	45.5	7		65	1
1963	Villanueva, Danny	81	3,678	45.4	0		68	0
1964	Villanueva, Danny	82	3,616	44.1	5		58	0
1965	Lothridge, Billy	42	1,619	38.5	3		55	1
1966	Kilgore, Jon	71	3,037	42.8	4		58	0
1967	Kilgore, Jon	68	2,872	42.2	6		68	2
1968	Studstill, Pat	81	3,207	39.6	4		58	0
1969	Studstill, Pat	80	3,259	40.7	9		60	0
1970	Studstill, Pat	67	2,618	39.1	6		53	0
1971	Studstill, Pat	70	2,896	41.4	6		60	0
1972	Chapple, Dave	53	2,344	44.2	3		70	0
1973	Chapple, Dave	51	2,079	40.8	6		65	1
1974	Burke, Mike	46	1,701	37.0	4		51	0
1975	Carrell, Duane	73	2,874	39.4	9		57	0
1976	Jackson, Rusty	77	3,006	39.0	6	16	61	0
1977	<i>Walker, Glen</i>	73	2,568	35.2	8	11	56	0
1978	Walker, Glen	83	3,069	37.0	5	26	61	2
1979	Clark, Ken	93	3,731	40.1	7	17	60	2
1980	Corral, Frank	76	3,004	39.5	5	15	65	1
1981	Corral, Frank	89	3,735	42.0	3	19	67	0
1982	Misko, John	45	1,961	43.6	2	10	59	1
1983	Misko, John	82	3,301	40.3	12	18	67	0
1984	Misko, John	74	2,866	38.7	9	21	58	0
1985	<i>Hatcher, Dale</i>	87	3,761	43.2	6	32	67	1
1986	Hatcher, Dale	97	3,740	38.6	5	26	57	0
1987	Hatcher, Dale	76	3,140	41.3	4	19	62	0
1988	Hatcher, Dale	36	1,424	39.6	1	13	54	0
1989	Hatcher, Dale	73	2,834	38.8	7	15	54	1
1990	<i>English, Keith</i>	68	2,663	39.2	2	8	58	1
1991	Hatcher, Dale	63	2,403	38.1	5	16	52	0
1992	Bracken, Don	76	3,122	41.1	4	20	59	0
1993	Landeta, Sean	42	1,825	43.5	7	7	66	0
1994	Landeta, Sean	78	3,494	44.8	9	23	62	0
1995	Landeta, Sean	83	3,679	44.3	12	23	63	0
1996	Landeta, Sean	78	3,491	44.8	9	23	70	0
1997	Horan, Mike	53	2,272	42.9	4	10	60	0
1998	Tuten, Rick	95	4,202	44.2	10	16	64	0
1999	Tuten, Rick	32	1,359	42.5	7	9	70	0
2000	<i>Baker, John</i>	43	1,736	40.4	5	13	59	1
2001	Baker, John	43	1,809	42.1	7	9	58	0
2002	Berger, Mitch	72	3,020	41.9	10	26	64	0
2003	Landeta, Sean	59	2,525	42.8	5	14	57	0
2004	Landeta, Sean	40	1,733	43.3	3	9	63	0
2005	Barker, Bryan	50	2,137	42.7	4	13	63	0
2006	Turk, Matt	69	3,132	45.4	7	26	74	1
2007	Jones, Donnie	78	3,684	47.2	9	18	80	0
2008	Jones, Donnie	82	4,100	50.0	7	20	68	0
2009	Jones, Donnie	90	4,212	46.8	10	34	63	0
2010	Jones, Donnie	94	4,276	45.5	4	20	63	0
2011	Jones, Donnie	105	4,652	44.3	9	29	65	1
2012	Hekker, Johnny	82	3,756	45.8	4	22	68	0



**FIELD GOALS**

<b>Year</b>	<b>Player</b>	<b>Att.</b>	<b>Made</b>	<b>Pct.</b>	<b>Long</b>
1937	Snyder, Bob .....	1	1	1.000	30
1938	Peterson, Nelson .....	2	2	1.000	18
1939	Davis, Corby .....	2	1	.500	27
1940	Adams, Chet .....	5	1	.200	29
1941	Adams, Chet .....	2	1	.500	40
1942	Adams, Chet .....	6	3	.500	46
1943	Suspended Play/W.W. II				
1944	Zontini, Louis .....	6	3	.500	39
1945	Waterfield, Bob .....	3	1	.333	28
1946	Waterfield, Bob .....	11	6	.545	37
1947	Waterfield, Bob .....	16	7	.437	45
1948	Waterfield, Bob .....	11	6	.545	47
1949	Waterfield, Bob .....	17	9	.529	42
1950	Waterfield, Bob .....	14	7	.500	46
1951	Waterfield, Bob .....	23	13	.565	47
1952	Waterfield, Bob .....	19	11	.579	45
1953	Agajanian, Ben .....	23	10	.434	47
1954	Agajanian, Ben .....	25	13	.520	41
1955	Richter, Les .....	15	10	.667	41
1956	Richter, Les .....	15	8	.533	32
1957	<i>Cothren, Paige</i> .....	19	11	.579	44
1958	Cothren, Paige .....	25	14	.560	43
1959	Michaels, Lou .....	17	8	.470	40
1960	<i>Villanueva, Danny</i> .....	19	12	.631	36
1961	Villanueva, Danny .....	27	13	.481	38
1962	Villanueva, Danny .....	20	10	.500	51
1963	Villanueva, Danny .....	17	9	.529	47
1964	<i>Gossett, Bruce</i> .....	24	18	.750	44
1965	Gossett, Bruce .....	26	15	.577	49
1966	Gossett, Bruce .....	49	28	.571	48
1967	Gossett, Bruce .....	43	20	.465	47
1968	Gossett, Bruce .....	31	17	.548	37
1969	Gossett, Bruce .....	34	22	.647	44
1970	Ray, David .....	29	45	.644	46
1971	Ray, David .....	29	18	.620	49
1972	Ray, David .....	41	24	.585	45
1973	Ray, David .....	47	30	.638	49
1974	Ray, David .....	31	25	.806	48
1975	Dempsey, Tom .....	26	21	.808	51
1976	Dempsey, Tom .....	26	17	.654	49
1977	<i>Septien, Rafael</i> .....	30	18	.600	45
1978	<i>Corral, Frank</i> .....	43	29	.674	48
1979	Corral, Frank .....	25	13	.520	49
1980	Corral, Frank .....	30	16	.533	47
1981	Corral, Frank .....	26	17	.654	44
1982	Lansford, Mike .....	15	9	.600	39
1983	<i>Nelson, Chuck</i> .....	11	5	.455	41
1984	Lansford, Mike .....	33	25	.758	50
1985	Lansford, Mike .....	29	22	.759	52
1986	Lansford, Mike .....	24	17	.708	50
1987	Lansford, Mike .....	21	17	.810	48
1988	Lansford, Mike .....	32	24	.750	49
1989	Lansford, Mike .....	30	23	.767	48
1990	Lansford, Mike .....	24	15	.625	46
1991	Zendejas, Tony .....	17	17	1.000	50
1992	Zendejas, Tony .....	20	15	.750	49
1993	Zendejas, Tony .....	23	16	.696	54
1994	Zendejas, Tony .....	23	18	.783	47
1995	Biasucci, Dean .....	12	9	.750	51
1996	Lohmiller, Chip .....	25	21	.840	50
1997	Wilkins, Jeff .....	37	25	.675	52
1998	Wilkins, Jeff .....	26	20	.769	57
1999	Wilkins, Jeff .....	28	20	.714	51
2000	Wilkins, Jeff .....	17	17	1.000	51
2001	Wilkins, Jeff .....	29	23	.793	54
2002	Wilkins, Jeff .....	25	19	.760	47
2003	Wilkins, Jeff .....	42	39	.929	53
2004	Wilkins, Jeff .....	24	19	.792	53
2005	Wilkins, Jeff .....	31	27	.871	53
2006	Wilkins, Jeff .....	37	32	.864	53
2007	Wilkins, Jeff .....	32	24	.750	53
2008	Brown, Josh .....	36	31	.861	54
2009	Brown, Josh .....	24	19	.792	54
2010	Brown, Josh .....	39	33	.846	53
2011	Brown, Josh .....	28	21	.750	49
2012	<b>Zuerlein, Greg</b> .....	<b>31</b>	<b>23</b>	<b>.741</b>	<b>60</b>

# SCORING

Year	Player	TDR	TDP	TDRT	PAT	FG	TP
1937	Drake, Johnny (Zero)	3	2	0	0-0	0-0	30
1938	Benton, Jim	1	5	0	0-0	0-0	36
1939	Drake, Johnny (Zero)	9	0	0	0-0	0-0	54
1940	Drake, Johnny (Zero)	9	0	0	2-2	0-0	56
1941	Hickey, Howard (Red)	0	4	0	0-0	0-0	24
1942	Magnani, Dante	2	3	0	0-0	0-0	30
1943	Suspended Play/W.W. II						
1944	Zontini, Lou	3	1	0	14-16	3-6	47
1945	Waterfield, Bob	5	0	0	31-34	1-3	64
1946	Waterfield, Bob	1	0	0	37-37	6-11	61
1947	Waterfield, Bob	1	0	0	27-30	7-16	54
1948	Waterfield, Bob	0	0	0	38-44	6-11	56
1949	Waterfield, Bob	1	0	0	43-46	9-17	77
1950	Waterfield, Bob	1	0	0	54-58	7-14	91
1951	Hirsch, Elroy (WR-RB)	0	17	0	0-0	0-0	102
1952	Waterfield, Bob	1	0	0	44-45	11-19	83
1953	Agajanian, Ben	0	0	0	36-37	10-23	66
1954	Towler, Dan (RB)	11	0	0	0-0	0-0	66
1955	Richter, Les	0	0	0	30-31	13-22	69
1956	Richter, Les	0	0	0	36-38	8-15	60
1957	Cothren, Paige	0	0	0	38-39	11-19	71
1958	Cothren, Paige	0	0	0	42-43	14-25	84
1959	Shofner, Del (WR)	0	7	0	0-0	0-0	42
1960	Villanueva, Danny	0	0	0	28-28	12-19	64
1961	Villanueva, Danny	0	0	0	32-32	13-27	71
1962	Villanueva, Danny	0	0	0	26-27	10-20	56
1963	Villanueva, Danny	0	0	0	25-26	9-17	52
1964	Gossett, Bruce	0	0	0	31-32	18-24	85
1965	Gossett, Bruce	0	0	0	30-32	15-26	75
1966	Gossett, Bruce	0	0	0	29-29	28-49	113
1967	Gossett, Bruce	0	0	0	48-48	20-43	108
1968	Gossett, Bruce	0	0	0	37-37	17-31	88
1969	Gossett, Bruce	0	0	0	36-36	22-34	102
1970	Ray, David	0	0	0	34-34	29-45	121
1971	Ray, David	0	0	0	37-37	18-29	91
1972	Ray, David	0	0	0	31-31	24-41	103
1973	Ray, David	0	0	0	40-42	30-47	130
1974	Ray, David	0	0	0	25-31	9-16	52
1975	Dempsey, Tom	0	0	0	31-36	21-26	94
1976	Dempsey, Tom	0	0	0	36-44	17-26	87
1977	Septien, Rafael	0	0	0	32-35	18-30	86
1978	Corral, Frank	0	0	0	31-33	29-43	118
1979	Corral, Frank	0	0	0	36-39	13-25	75
1980	Corral, Frank	0	0	0	51-52	16-30	99
1981	Tyler, Wendell (RB)	12	5	0	0-0	0-0	102
1982	Tyler, Wendell (RB)	9	4	0	0-0	0-0	78
1983	Dickerson, Eric (RB)	18	2	0	0-0	0-0	120
1984	Lansford, Mike	0	0	0	37-38	25-33	112
1985	Lansford, Mike	0	0	0	38-39	22-29	104
1986	Lansford, Mike	0	0	0	34-35	17-24	85
1987	Lansford, Mike	0	0	0	36-38	17-21	87
1988	Lansford, Mike	0	0	0	45-48	24-32	117
1989	Lansford, Mike	0	0	0	51-51	23-30	120
1990	Gary, Cleveland (RB)	14	1	0	0-0	0-0	90
1991	Zendejas, Tony	0	0	0	25-26	17-17	76
1992	Zendejas, Tony	0	0	0	38-38	15-20	83
1993	Zendejas, Tony	0	0	0	23-25	16-23	71
1994	Zendejas, Tony	0	0	0	28-28	18-23	82
1995	Bruce, Isaac (WR)	0	13	0	1*	0-0	80
1996	Lohmiller, Chip	0	0	0	28-29	21-25	91
1997	Wilkins, Jeff	0	0	0	32-32	25-37	107
1998	Wilkins, Jeff	0	0	0	25-26	20-26	85
1999	Wilkins, Jeff	0	0	0	64-64	20-28	124
2000	Faulk, Marshall (RB)	26	0	0	2*	0-0	160
2001	Faulk, Marshall (RB)	21	0	0	1*	0-0	128
2002	Wilkins, Jeff	0	0	0	37-37	19-25	94
2003	Wilkins, Jeff	0	0	0	46-46	39-42	163
2004	Wilkins, Jeff	0	0	0	32-32	19-24	89
2005	Wilkins, Jeff	0	0	0	36-36	27-31	117
2006	Wilkins, Jeff	0	0	0	36-36	32-37	131
2007	Wilkins, Jeff	0	0	0	25-25	24-32	97
2008	Brown, Josh	0	0	0	19-19	31-36	112
2009	Brown, Josh	0	0	0	16-16	19-24	73
2010	Brown, Josh	0	0	0	26-27	33-39	125
2011	Brown, Josh	0	0	0	18-18	21-28	81
2012	Zuerlein, Greg	0	0	0	26-26	23/31	95

\* 2-point Conversion

## KICKOFF RETURNS

Year	Player	No.	Yards	Avg.	Long	TD
1942	Magnani, Dante	11	250	22.7	37	0
1943	Suspended Play/W.W. II					
1944	Reisz, Al	12	285	23.7	44	0
1945	Gehrke, Fred	9	173	19.2	30	0
1946	Gehrke, Fred	8	186	23.2	28	0
1947	Harmon, Tom	9	208	23.1	34	0
1948	Gehrke, Fred	17	464	27.3	92t	1
1949	<i>Kalmanir, Tom</i>	18	403	22.4	57	0
1950	Smith, Verda (Vitamin T.)	22	742	33.7	97t	3
1951	Davis, Glenn	9	179	19.9	33	0
1952	<i>Quinlan, Skeet</i>	17	440	25.9	56	0
1953	Lewis, Woodley	32	830	25.9	69	0
1954	Lewis, Woodley	34	836	24.6	88t	1
1955	<i>Waller, Ron</i>	17	461	27.1	39	0
1956	<i>Wilson, Tom</i>	15	477	31.8	103t	1
1957	Arnett, Jon	18	504	28.0	98t	1
1958	Arnett, Jon	16	331	20.7	32	0
1959	Matson, Ollie	16	367	22.9	48	0
1960	Arnett, Jon	17	416	24.5	43	0
1961	Bass, Dick	23	698	30.3	64	0
1962	Atkins, Pervis	28	676	24.1	41	0
1963	Shannon, Carver	28	823	29.4	99t	1
1964	Shannon, Carver	18	442	24.6	40	0
1965	Smith, Bob	17	451	26.9	56	0
1966	Williams, Clarence	15	420	28.0	81	0
1967	<i>Ellison, Willie</i>	13	340	26.2	58	0
1968	Smith, Ron	26	718	27.6	94t	1
1969	Smith, Ron	27	585	21.6	37	0
1970	Haymond, Alvin	35	1,022	29.2	98t	1
1971	Williams, Travis	25	743	29.7	105t	1
1972	Ellison, Willie	14	345	24.6	32	0
1973	Bryant, Cullen	13	369	28.4	93	1
1974	Bryant, Cullen	23	617	26.8	84	1
1975	McGee, Willie	17	404	23.8	46	0
1976	Bryant, Cullen	16	459	28.7	90	1
1977	<i>Tyler, Wendell</i>	24	523	21.8	27	0
1978	Latin, Jerry	22	467	21.2	41	0
1979	<i>Hill, Drew</i>	40	803	20.1	39	0
1980	Hill, Drew	43	880	20.5	98t	1
1981	Hill, Drew	60	1,170	19.5	50	0
1982	<i>Redden, Barry</i>	22	502	22.8	85	0
1983	Redden, Barry	18	358	18.8	43	0
1984	Redden, Barry	23	530	23.0	40	0
1985	Brown, Ron	28	918	32.8	98t	3
1986	Brown, Ron	36	794	22.1	55	0
1987	Brown, Ron	27	581	21.5	95t	1
1988	Brown, Ron	19	401	21.1	73	0
1989	Brown, Ron	47	968	20.6	74	0
1990	Green, Gaston	25	560	22.4	99t	1
1991	Turner, Vernon	24	457	19.0	36	0
1992	Turner, Vernon	29	569	19.6	35	0
1993	<i>Boykin, Deral</i>	13	216	16.6	35	0
1994	Lang, David	27	626	23.2	57	0
1995	Thomas, J.T.	32	752	23.5	46	0
1996	Thomas, J.T.	30	643	21.4	43	0
1997	<i>Thompson, David</i>	49	1,110	22.7	56	0
1998	Horne, Tony	56	1,306	23.3	102t	1
1999	Horne, Tony	30	892	29.7	101t	2
2000	Horne, Tony	57	1,379	24.2	103t	1
2001	Canidate, Trung	36	748	20.8	40	0
2002	Wilkins, Terrence	47	1,074	22.9	42	0
2003	<i>Harris, Arlen</i>	51	1,175	23.0	42	0
2004	Harris, Arlen	47	951	20.2	29	0
2005	Johnson, Chris	38	857	22.6	99t	1
2006	Ponder, Willie	26	605	23.3	40	0
2007	Hall, Dante	29	729	25.1	84	0
2008	Hall, Dante	37	763	20.6	41	0
<b>2009</b>	<b>Amendola, Danny</b>	<b>66</b>	<b>1,618</b>	<b>24.5</b>	<b>58</b>	<b>0</b>
<b>2010</b>	<b>Amendola, Danny</b>	<b>50</b>	<b>1,142</b>	<b>22.8</b>	<b>84</b>	<b>0</b>
2011	Porter, Quinn	25	554	22.2	32	0
<b>2012</b>	<b>Givens, Chris</b>	<b>23</b>	<b>539</b>	<b>23.4</b>	<b>48</b>	<b>0</b>

## PUNT RETURNS

Year	Player	No.	FC	Yards	Avg.	Long	TD
1941	Hall, Parker .....	13		125	9.6	25	0
1942	Hall, Parker .....	12		148	12.3	32	0
1943	Suspended Play/W.W. II.....						
1944	Kabealo, Mike .....	7		64	9.1	16	0
1945	Gehrke, Fred .....	8		120	15.0	49	0
1946	Gehrke, Fred .....	8		59	7.3	20	0
1947	Harmon, Tom .....	27		392	14.5	88t	1
1948	Horvath, Les .....	13		203	15.6	27	0
1949	<i>Smith, Verda (Vitamin T.)</i> ....	27		427	15.8	85t	1
1950	Smith, Verda (Vitamin T.) ...	22		218	9.9	30	0
1951	Smith, Verda (Vitamin T.) ...	12		139	11.6	37	0
1952	Lewis, Woodley .....	19		351	18.5	83t	2
1953	Lewis, Woodley .....	35		267	7.6	78	1
1954	Lewis, Woodley .....	22		82	3.7	16	0
1955	<i>Waller, Ron</i> .....	14		60	4.3	21	0
1956	Sherman, Will .....	12		100	8.3	76	1
1957	<i>Arnett, Jon</i> .....	14		85	6.1	22	0
1958	Arnett, Jon.....	18		223	12.4	58	0
1959	Arnett, Jon.....	17		184	10.8	71t	1
1960	Bass, Dick .....	11		62	5.6	22	0
1961	Arnett, Jon.....	10		75	7.5	17	0
1962	Atkins, Pervis .....	11	5	94	8.5	45	0
1963	Shannon, Carver .....	15	11	132	8.8	29	0
1964	Shannon, Carver.....	15	6	81	5.4	22	0
1965	Stiger, Jim .....	13	2	106	8.2	22	0
1966	Stiger, Jim .....	33	7	259	7.8	49	0
1967	Cross, Irv .....	17	6	136	8.0	39	0
1968	Meador, Ed .....	17	15	136	8.0	40	0
1969	Haymond, Alvin .....	33	8	435	13.2	52	0
1970	Haymond, Alvin.....	53	15	376	7.1	30	0
1971	Haymond, Alvin.....	24	11	123	5.1	28	0
1972	<i>Bertelsen, Jim</i> .....	16	3	232	14.5	60	0
1973	Bertelsen, Jim .....	26	10	259	10.0	34	0
1974	Bertelsen, Jim .....	11	4	132	12.0	19	0
1975	Bertelsen, Jim .....	11	1	143	13.0	38	0
1976	Bryant, Cullen .....	29	2	321	11.1	25	0
1977	Bryant, Cullen .....	20	1	141	7.1	26	0
1978	Wallace, Jackie .....	52	5	618	11.9	58	0
1979	Brown, Eddie .....	56	19	332	5.9	30	0
1980	<i>Irvin, LeRoy</i> .....	42	7	296	7.0	26	0
1981	Irvin, LeRoy .....	46	6	615	13.4	84t	3
1982	Irvin, LeRoy .....	22	1	243	11.0	63t	1
1983	<i>Ellard, Henry</i> .....	16	4	217	13.6	72t	1
1984	Ellard, Henry .....	30	3	403	13.4	83t	2
1985	Ellard, Henry .....	37	9	501	13.5	80t	1
1986	Ellard, Henry .....	14	11	127	9.1	20	0
1987	Ellard, Henry .....	15	6	107	7.1	29	0
1988	Hicks, Clifford .....	25	0	144	5.8	13	0
1989	<i>Henley, Darryl</i> .....	29	19	273	9.4	25	0
1990	Henley, Darryl .....	19	4	195	10.3	26	0
1991	Turner, Vernon .....	23	4	201	8.7	29	0
1992	Turner, Vernon.....	28	6	207	7.4	23	0
1992	Turner, Vernon.....	28	6	207	7.4	23	0
1993	<i>Buchanan, Richard</i> .....	8	1	41	5.1	12	0
1994	Bailey, Johnny .....	19	4	153	8.1	24	0
1995	Kinchen, Todd .....	53	7	416	7.8	27	0
1996	<i>Kennison, Eddie</i> .....	29	16	643	14.6	78t	2
1997	Kennison, Eddie.....	34	20	247	7.3	43	0
1998	Kennison, Eddie.....	40	25	415	10.4	71t	1
1999	Hakim, Az-Zahir .....	44	22	461	10.5	84t	1
2000	Hakim, Az-Zahir .....	32	17	489	15.3	86t	1
2001	Hakim, Az-Zahir .....	36	12	330	9.2	32	0
2002	Wilkins, Terrence .....	25	13	242	9.7	55	0
2003	<i>Groce, DeJuan</i> .....	19	3	135	7.1	19	0
2004	McDonald, Shaun .....	30	18	143	4.8	39	0
2005	Looker, Dane .....	8	2	69	8.6	17	0
2006	McDonald, Shaun .....	23	14	172	7.5	33	0
2007	Hall, Dante .....	19	6	286	15.1	85t	1
2008	Stanley, Derek .....	11	4	101	9.2	33	0
<b>2009</b>	<b>Amendola, Danny</b> .....	<b>31</b>	<b>11</b>	<b>360</b>	<b>11.6</b>	<b>56</b>	<b>0</b>
<b>2010</b>	<b>Amendola, Danny</b> .....	<b>40</b>	<b>18</b>	<b>452</b>	<b>11.3</b>	<b>42</b>	<b>0</b>
<b>2011</b>	<b>Pettis, Austin</b> .....	<b>15</b>	<b>10</b>	<b>139</b>	<b>9.3</b>	<b>39</b>	<b>0</b>
<b>2012</b>	<b>Amendola, Danny</b> .....	<b>17</b>	<b>10</b>	<b>122</b>	<b>7.2</b>	<b>22</b>	<b>0</b>

## INTERCEPTIONS

Year	Player	No.	Yards	Avg.	Long	TD
1941	Drake, Johnny (Zero)	2	66	33.0	54	0
1942	Jacobs, Jack	4	22	5.5	22	0
1943	Suspended Play/W.W. II					
1944	Colella, Tom	4	53	13.3	19	0
1945	Waterfield, Bob	6	92	15.3	29	0
1946	Waterfield, Bob	5	72	14.4	28	0
1947	Harmon, Tom	8	136	17.0	36	1
1948	Naumetz, Fred	4	75	18.8	68	0
1949	Sims, George	9	78	8.7	27	1
1950	Lewis, Woodley	12	275	22.9	36	0
1951	Hecker, Norb	3	74	24.7	36	0
1952	Lane, Dick (Night Train)	14	298	21.3	80t	2
1953	Hecker, Norb	7	91	13.0	24	0
1954	Sherman, Will	6	70	11.7	28	0
1955	Sherman, Will	11	101	9.2	36	0
1956	Sherman, Will	4	122	30.5	95t	1
1957	Richter, Les	4	60	15.0	25	0
1958	Burroughs, Don	7	72	10.3	46	0
1959	Meador, Ed	3	3	1.0	3	0
1960	Britt, Charley	5	117	23.4	73t	1
1961	Crow, Lindon	6	117	19.5	31	0
1962	Crow, Lindon	5	100	20.0	65t	1
1963	Meador, Ed	6	38	6.3	20	0
1964	Richardson, Jerry	5	146	29.2	41	0
1965	Martin, Aaron	2	60	30.0	37t	1
1966	Williams, Clarence	8	97	12.1	32t	1
1967	Meador, Ed	8	103	12.9	30t	2
1968	Williams, Clarence	7	51	7.3	36	0
1969	Meador, Ed	5	97	19.4	38t	2
1970	Williams, Clarence	5	108	21.6	65t	1
1971	Howard, Gene	6	99	16.5	35	0
1972	Nettles, Jim	6	168	28.0	43	0
1973	Stukes, Charlie	5	104	20.8	42	0
1974	Elmendorf, Dave	7	186	26.6	57t	2
1975	Simpson, Bill	6	90	15.0	29	0
1976	Jackson, Monte	10	173	17.3	46	3
1977	Simpson, Bill	6	157	26.2	42	0
1978	Perry, Rod	8	117	14.6	44t	3
1979	Cromwell, Nolan	5	109	21.8	34	0
1980	Cromwell, Nolan	8	140	17.5	34	1
1981	Cromwell, Nolan	5	94	18.8	94t	1
1982	Perry, Rod	3	57	19.0	33	0
1983	Collins, Kirk	5	113	22.6	58	0
1984	Irvin, LeRoy	5	166	33.2	81t	2
1985	Green, Gary	6	84	14.0	41t	1
1986	Gray, Jerry	8	101	12.6	28	0
1987	Irvin, LeRoy	2	47	23.5	47t	1
1988	Johnson, Johnnie	4	18	4.5	11	0
1989	Gray, Jerry	6	48	8.0	27t	1
1990	Humphery, Bobby	4	52	13.0	44t	1
1991	Gray, Jerry	3	83	27.7	59t	1
1992	Henley, Darryl	4	41	10.3	25	0
1993	Bailey, Robert	2	41	20.5	41	0
1994	Pope, Marquez	3	66	22.0	51	0
1995	Wright, Toby	6	79	13.2	27	0
1996	Lyle, Keith	9	152	16.9	68	0
1997	McNeil, Ryan	9	127	14.1	75t	1
1998	Lyght, Todd	3	30	10.0	17	0
	Lyle, Keith	3	20	6.7	20	0
1999	Lyght, Todd	6	112	18.7	57t	1
2000	McCleon, Dexter	8	28	3.5	23	0
2001	Bly, Dre'	6	150	25.0	93t	2
2002	Herring, Kim	3	38	12.7	36	0
2003	Fisher, Travis	4	205	51.3	74t	2
	Williams, Aeneas	4	82	20.5	46t	1
	Butler, Jerametrios	4	72	18.0	45	0
	Polley, Tommy (LB)	4	32	8.0	22	0
2004	Butler, Jerametrios	5	15	3.0	10	0
2005	Furrey, Mike	4	143	35.8	67t	1
2006	Bartell, Ron	3	63	21.0	38t	1
	Hill, Tye	3	20	6.7	14	0
	Brown, Fakhir	3	17	5.7	20	0
	Atogwe, Oshiomogho	3	8	2.7	7	0
2007	Atogwe, Oshiomogho	8	125	15.6	52t	1
2008	Atogwe, Oshiomogho	5	91	18.2	43	0
2009	Butler, James	3	17	5.6	17	0
2010	Feltcher, Bradley	4	41	10.3	28	0
2011	Gordy, Josh	3	37	12.3	30	0
2012	Jenkins, Janoris	4	150	37.5	41t	3

**TACKLES** (Unofficial)

<b>Year</b>	<b>Player</b>	<b>Solo</b>	<b>Assists</b>	<b>Total</b>
1962	McKeever, Marlin (LB)	58	31	89
1963	Pardee, Jack (LB)	46	25	71
1964	Jones, David (DE)	75	22	97
1965	Jones, David (DE)	68	27	95
1966	Jones, David (DE)	98	14	112
1967	Jones, David (DE)	100	39	139
1968	Jones, David (DE)	87	23	110
1969	Jones, David (DE)	59	55	114
1970	Pottios, Myton (LB)	62	26	88
1971	McKeever, Marlin (LB)	76	32	108
1972	Robinson, Isiah (LB)	59	23	82
1973	Reynolds, Jack (LB)	58	28	86
1974	Reynolds, Jack (LB)	72	29	101
1975	Reynolds, Jack (LB)	74	38	112
1976	Reynolds, Jack (LB)	89	31	120
1977	Elmendorf, Dave (S)	59	35	94
1978	Youngblood, Jim (LB)	80	43	120
1979	Reynolds, Jack (LB)	83	61	144
1980	Reynolds, Jack (LB)	81	38	119
1981	Ekern, Carl (LB)	85	46	131
1982	Andrews, George (LB)	47	20	67
1983	Ekern, Carl (LB)	94	36	130
1984	Collins, Jim (LB)	142	43	185
1985	Collins, Jim (LB)	103	37	140
1986	Newsome, Vince (S)	91	22	113
1987	Collins, Jim (LB)	78	12	90
1988	Ekern, Carl (LB)	64	29	93
1989	Newsome, Vince (S)	64	25	89
1990	Newsome, Vince (S)	74	18	92
1991	Kelm, Larry (LB)	88	17	105
1992	Greene, Kevin (LB)	75	12	87
1993	Phifer, Roman (LB)	96	21	117
1994	Conlan, Shane (LB)	82	24	106
1995	Phifer, Roman (LB)	106	43	149
1996	Phifer, Roman (LB)	123	47	170
1997	Jones, Robert (LB)	72	43	115
1998	Jenkins, Billy (S)	90	31	121
1999	Fletcher, London (LB)	80	58	138
2000	Fletcher, London (LB)	117	76	193
2001	Fletcher, London (LB)	113	76	189
2002	Archuleta, Adam (S)	101	48	149
2003	Tinoisamoa, Pisa (LB)	70	51	121
2004	Tinoisamoa, Pisa (LB)	100	45	145
2005	Tinoisamoa, Pisa (LB)	91	43	134
2006	Witherspoon, Will (LB)	104	32	136
2007	Witherspoon, Will (LB)	103	29	132
2008	Tinoisamoa, Pisa (LB)	88	47	135
<b>2009</b>	<b>Laurinaitis, James (LB)</b>	<b>98</b>	<b>48</b>	<b>146</b>
<b>2010</b>	<b>Laurinaitis, James (LB)</b>	<b>98</b>	<b>16</b>	<b>114</b>
<b>2011</b>	<b>Laurinaitis, James (LB)</b>	<b>101</b>	<b>41</b>	<b>142</b>
<b>2012</b>	<b>Laurinaitis, James (LB)</b>	<b>132</b>	<b>42</b>	<b>174</b>

**SACKS** (Not an official sack until 1982)

<b>Year</b>	<b>Player</b>	<b>No.</b>	<b>Year</b>	<b>Player</b>	<b>No.</b>
1950	Jack Zilly (DE)	7.0	1982	Mike Fanning (DT)	5.0
1951	Larry Brink (DE)	3.0	1983	Jack Youngblood (DE)	10.5
1952	Andy Robustelli (DE)	7.5	1984	Jack Youngblood (DE)	9.5
1953	Andy Robustelli (DE)	8.0	1985	Mike Wilcher (LB)	12.5
1954	Andy Robustelli (DE)	4.0	1986	Gary Jeter (DE)	8.0
1955	Andy Robustelli (DE)	6.0	1987	Gary Jeter (DE)	7.0
1956	Paul Miller (DE)	6.0	1988	Kevin Greene (LB)	16.5
1957	Dick Daugherty (LB)	8.0	1989	Kevin Greene (LB)	16.5
1958	Lou Michaels (DE)	6.0	1990	Kevin Greene (LB)	13.0
1959	George Struger (DT)	5.0	1991	Kevin Greene (LB)	.....
1960	Gene Brito (DE)	7.0	3.0		
1961	Lamar Lundy (DE)	11.0		Gerald Robinson (DE)	3.0
1962	Deacon Jones (DE)	12.0	1992	Kevin Greene (LB)	10.0
1963	Lamar Lundy (DE)	9.0	1993	Sean Gilbert (DT)	10.5
1964	Deacon Jones (DE)	22.0	1994	Robert Young (DE)	6.5
1965	Deacon Jones (DE)	19.0	1995	D'Marco Farr (DT)	11.0
1966	Deacon Jones (DE)	18.0	1996	Kevin Carter (DE)	9.5
1967	Deacon Jones (DE)	21.0	1997	Leslie O'Neal (DE)	10.0
1968	Deacon Jones (DE)	22.0	1998	Kevin Carter (DE)	12.0
1969	Deacon Jones (DE)	15.0	1999	Kevin Carter (DE)	17.0
1970	Deacon Jones (DE)	12.0	2000	Grant Wistrom (DE)	11.0
1971	Coy Bacon (DE)	11.0	2001	Leonard Little (DE)	14.5
1972	Coy Bacon (DE)	11.5	2002	Leonard Little (DE)	12.0
1973	Jack Youngblood (DE)	16.5	2003	Leonard Little (DE)	12.5
1974	Jack Youngblood (DE)	15.0	2004	Bryce Fisher (DE)	8.5
1975	Jack Youngblood (DE)	15.0	2005	Leonard Little (DE)	9.5
1976	Jack Youngblood (DE)	14.5	2006	Leonard Little (DE)	13.0
	Larry Brooks (DT)	14.5	2007	Will Witherspoon (LB)	7.0
1977	Jack Youngblood (DE)	8.5	2008	James Hall (DE)	6.5
1978	Larry Brooks (DE)	8.0	2009	Leonard Little (DE)	6.5
1979	Jack Youngblood (DE)	18.0	2010	James Hall (DE)	10.5
1980	Jack Youngblood (DE)	11.5	<b>2011</b>	<b>Chris Long (DE)</b>	<b>13.0</b>
1981	Jack Youngblood (DE)	12.5	<b>2012</b>	<b>Chris Long (DE)</b>	<b>11.5</b>

# INDIVIDUAL RECORDS

## SERVICE

### Most Seasons

20	Jackie Slater, 1976-95
15	Charlie Cowan, 1961-75 Joe Scibelli, 1961-75 Merlin Olsen, 1962-76
14	Jack Youngblood, 1971-84 Doug Smith, 1978-91 Isaac Bruce, 1994-2007

### Most Games Played

259	Jackie Slater, 1976-95
208	Merlin Olsen, 1962-76
206	Charlie Cowan, 1961-75

### Most Consecutive Games Played

201	Jack Youngblood, 1971-84
198	Merlin Olsen, 1962-76
184	Tom Mack, 1966-1978

## SCORING

### Most Seasons Leading Team

9	Jeff Wilkins, 1997-99, 2002-07
7	Bob Waterfield, 1946-52
6	Bruce Gossett, 1964-69 Mike Lansford, 1982-90

### Most Consecutive Seasons Leading Team

6	Bruce Gossett, 1964-69 Mike Lansford, 1984-89 Bob Waterfield, 1945-50 Jeff Wilkins, 2002-07
5	David Ray, 1970-74
4	Danny Villaneuva, 1960-63 Tony Zendejas, 1991-94

## POINTS

### Career

1,223	Jeff Wilkins, 1997-2007 (428 pat, 265 fg)
789	Mike Lansford, 1982-90 (315 pat, 158 fg)
573	Bob Waterfield, 1945-52 (13 td, 315 pat, 60 fg)

### Season

163	Jeff Wilkins, 2003 (39 fg, 46 pat)
160	Marshall Faulk, 2000 (26 td, 2 two-point conv.)
131	Jeff Wilkins, 2006 (32 fg, 35 pat)

### Season, Rookie

120	Eric Dickerson, 1983 (20 td)
118	Frank Corral, 1978 (31 pat, 29 fg)
86	Rafael Septien, 1977 (32 pat, 18 fg)

### Game

24	Bob Shaw, vs. Washington, 12/11/49 (4 td) Elroy Hirsch, vs. New York Yanks, 9/28/51 (4 td) Harold Jackson, vs. Dallas, 10/14/73 (4 td) Az-Zahir Hakim, @ Cincinnati, 10/3/99 (4 td) Isaac Bruce, vs. San Francisco, 10/10/99 (4 td) Marshall Faulk, @ San Francisco, 10/29/00 (4 td) Marshall Faulk, vs. Minnesota, 12/10/00 (4 td) Marshall Faulk, @ Tampa Bay, 12/18/00 (4 td) Marshall Faulk, vs. Indianapolis, 12/30/01 (4 td) Marshall Faulk, vs. Seattle, 10/20/02 (4 td) Steven Jackson, @ Minnesota, 12/31/06 (4 td)
21	Jeff Wilkins, vs. San Diego, 10/1/00 (5 fg, 6 pat)
18	Many times, last by Steven Jackson, vs. Dallas 10/19/08 (3 td)

### Game, Opponent

26	Gordy Soltau, @ San Francisco, 10/28/51 (3 td, 1 fg, 5 pat)
24	Many times, last by Ron Moore, @ Phoenix, 12/4/93 (4 td)
21	Two times, last by Rich Karlis, @ Minnesota, 11/15/89 (7 fg)

## TOUCHDOWNS

### Career

85	Marshall Faulk, 1999-2006 (58 r, 27 p)
84	Isaac Bruce, 1994-2007 (84 p)
74	Torry Holt, 1999-2008 (74 p)

### Season

26	Marshall Faulk, 2000 (18 r, 8 p)
21	Marshall Faulk, 2001 (12 r, 9 p)
20	Eric Dickerson, 1983 (18 r, 2 p)

### Game

4	Bob Shaw, vs. Washington, 12/11/49 (4 p) Elroy Hirsch, vs. New York Yanks, 9/28/51 (4 p) Harold Jackson, vs. Dallas, 10/14/73 (4 p) Az-Zahir Hakim, @ Cincinnati, 10/3/99 (3p, 1 pr) Isaac Bruce, vs. San Francisco, 10/10/99 (4 p) Marshall Faulk, @ San Francisco, 10/29/00 (2 r, 2 p) Marshall Faulk, vs. Minnesota, 12/10/00 (4 r) Marshall Faulk, @ Tampa Bay, 12/18/00 (3 r, 1 p) Marshall Faulk, vs. Indianapolis, 12/30/01 (3 r, 1 p) Marshall Faulk, vs. Seattle, 10/20/02 (3 r, 1 p) Steven Jackson, @ Minnesota, 12/31/06 (3 r, 1 p)
3	Many times, last by Steven Jackson, vs. Dallas, 10/19/08 (3 r)
2	Many times, Last by Brandon Gibson vs. NYJ 11/18/12 (2 r)

### Game, Opponent

4	Lenny Moore, @ Baltimore, 10/16/60 (4 r) Ron Moore, @ Phoenix, 12/4/93 (4 r)
3	Many times, last by Torrey Smith, Baltimore, 9/25/11
2	Many times, Last by Beanie Wells, @ SF, 11/25/12

### Most Consecutive Games Scoring Touchdown

11	Elroy Hirsch, 1950-51
10	Eric Dickerson, 1983 Greg Bell, 1988-89
9	Marshall Faulk, 2001-02

## POINTS AFTER TOUCHDOWN

### Most Attempted, Career

429	Jeff Wilkins, 1997-2007
336	Bob Waterfield, 1945-52
325	Mike Lansford, 1982-90

### Most Attempted, Season

64	Jeff Wilkins, 1999
58	Bob Waterfield, 1950
52	Frank Corral, 1980

### Most Attempted, Game

9	Bob Waterfield vs. Baltimore, 10/22/50
8	Paige Cothren, vs. San Francisco, 11/9/58 Tom Dempsey, vs. Atlanta, 12/4/76 Chip Lohmiller, vs. Atlanta, 11/10/96
7	Many times, last by Jeff Wilkins, vs. Carolina, 1/11/01

### Most Made, Career

428	Jeff Wilkins, 1997-2007
315	Bob Waterfield, 1945-52 Mike Lansford, 1982-90
211	Bruce Gossett, 1964-69

\*NFL Record  
† Ties NFL Record



**Most Made, Season**

- 64 Jeff Wilkins, 1999
- 58 Jeff Wilkins, 2001
- 54 Bob Waterfield, 1950

**Most Made, Game**

- †9 Bob Waterfield, vs. Baltimore, 10/22/50
- 8 Paige Cothren, vs. San Francisco, 11/9/58
- 7 Bob Waterfield, @ New York Giants, 11/14/48
- Bruce Gossett, vs. New York Giants, 11/13/66
- Jeff Wilkins, vs. Carolina 11/11/01

**Most Made, Game, Opponent**

- 8 Tom Feamster, @ Baltimore, 11/25/56
- Cliff Patton, @ Philadelphia, 10/7/50
- 7 Bob Jencks, vs. Chicago, 10/13/63
- 6 Many times, last by S. Gostkowski, vs. NE, 10/28/12

**Most Consecutive Made**

- 371 Jeff Wilkins, 1999-2007
- 165 Bruce Gossett, 1965-69
- 102 David Ray, 1970-72

**Highest Percentage Made, Career (100 attempts)**

- 99.8 Jeff Wilkins, 1997-2007 (403-404)
- 98.7 Josh Brown, 2008-11 (79-80)
- 98.2 Danny Villanueva, 1960-63 (111-113)

**Most Made, No Misses, Season**

- 64 Jeff Wilkins, 1999
- 58 Jeff Wilkins, 2001
- 51 Mike Lansford, 1989

**TWO-POINT CONVERSIONS****Most Two Point Conversions, Career**

- 7 Marshall Faulk, 1999-2006
- 3 Isaac Bruce, 1994-2007
- 2 Jerome Bettis, 1993-95
- Tony Banks, 1996-98
- Ricky Proehl, 1998-2002

**Most Two Point Conversions, Season**

- 2 Jerome Bettis, 1994
- Marshall Faulk, 2000
- Marshall Faulk, 2004
- 1 Many times, last by Danny Amendola, 2012

**Most Two Point Conversions, Game**

- 2 Marshall Faulk, vs. Atlanta, 10/15/00 (2 runs)
- 1 Many times, last by Danny Amendola, vs Min, 12/16/12

**Most Two Point Conversions, Opponent, Season**

- 2 Terance Mathis, Atlanta, 1994
- 2 Reggie Bush, New Orleans, 2007

**Most Two Point Conversions, Opponent, Game**

- 2 Reggie Bush, @ New Orleans, 11/11/07 (2 runs)
- 1 Many times, last by Lee Evans, vs. Buffalo, 9/28/08 (pass from Trent Edwards)

**FIELD GOALS****Most Attempted, Career**

- 328 Jeff Wilkins, 1997-2007
- 217 Mike Lansford, 1982-90
- 207 Bruce Gossett, 1964-69

**Most Attempted, Season**

- 49 Bruce Gossett, 1966
- 47 David Ray, 1973
- 45 David Ray, 1970

**Most Attempted, Game**

- 7 Bob Waterfield, vs. Detroit, 12/9/51
- Jeff Wilkins, vs. Denver, 9/10/06
- 6 Five times, last by David Ray, @ New Orleans, 11/26/72
- 5 Many times, Last by Jeff Wilkins, @ Detroit, 10/1/06

**Most Attempted, Opponent, Game**

- 7 Rich Karlis, @ Minnesota, 11/5/89
- 6 Five times, last by John Carney, vs. New Orleans, 9/26/04
- 5 Many times, last by Blair Walsh, vs MIN, 12/16/12

**Most Made, Career**

- 265 Jeff Wilkins, 1997-2007
- 158 Mike Lansford, 1982-90
- 120 Bruce Gossett, 1964-69

**Most Made, Season**

- 39 Jeff Wilkins, 2003
- 33 Josh Brown, 2010
- 32 Jeff Wilkins, 2006

**Most Made, Season, Rookie**

- 29 Frank Corral, 1978
- 23 Greg Zuerlein, 2012
- 18 Bruce Gossett, 1964
- Rafael Septien, 1977

**Most Made, Game**

- 6 Jeff Wilkins, vs. Denver, 9/10/06
- 5 Three times, last by Jeff Wilkins, vs. Detroit, 10/1/06
- 4 Many times, last by Greg Zuerlein, vs. Seattle, 9/30/12

**Most Made, Opponent, Game**

- 7 Rich Karlis, @ Minnesota 11/5/89
- 5 Seven times, last by Blair Walsh, vs MIN, 12/16/12
- 4 Many times, last by David Akers, @ San Francisco, 12/4/11

**Most Consecutive Field Goals Made**

- 30 Jeff Wilkins, 1999-2001
- 19 Jeff Wilkins, 2003
- 17 Tony Zendejas, 1991

**Most Consecutive Games, Made Field Goal**

- 27 Jeff Wilkins, 2002-04
- 20 David Ray, 1970-71
- 19 Bruce Gossett, 1967-68

**Longest Field Goal**

- 60 Greg Zuerlein, vs. Seattle, 9/30/12
- 58 Greg Zuerlein, vs. Seattle, 9/30/12
- 57 Jeff Wilkins, vs. Arizona, 9/27/98
- 56 Greg Zuerlein, at Chicago, 9/23/12
- 55 Josh Brown, vs. Seattle, 11/29/09

**Longest Field Goal, Opponent**

- 56 Joe Nedney, vs. San Francisco, 12/24/05
- 55 Adam Vinatieri, vs. New England, 12/13/98
- Jay Feely, @ New York Jets, 11/9/08
- 54 Four times, last by Robbie Gould, at Chicago, 9/24/12

**Most Made, 50 or More Yards, Career**

- 26 Jeff Wilkins, 1997-2007
- 15 Josh Brown, 2008-
- 8 Tony Zendejas, 1991-94
- 7 Greg Zuerlein, 2012-

**Most Made, 50 or More Yards, Season**

- 7 Greg Zuerlein, 2012
- 6 Tony Zendejas, 1993
- Josh Brown, 2008
- Josh Brown, 2009
- 4 Jeff Wilkins, 2003, 2004, 2005

**Most Made, 50 or More Yards, Game**

- 2 Five times, last by Greg Zuerlein, vs. Seattle, 9/30/12
- 1 Many times, last by Greg Zuerlein, at Chicago, 9/23/12

**Most Made, 50 or More Yards, Game, Opponent**

- 3 Blair Walsh, vs. Minnesota, 12/16/12
- 2 Tom Dempsey, vs. New Orleans, 12/6/70
- Mick Luckhurst, vs. Atlanta, 10/7/84
- John Carney, vs. New Orleans, 9/26/04
- Nick Folk, vs. New York Jets, 11/19/12

**Highest Field Goal Percentage, Career (50 attempts)**

81.88 Josh Brown, 2008-11 (104-127)  
 80.79 Jeff Wilkins, 1997-2007 (265-328)  
 79.52 Tony Zendejas, 1991-94 (66-83)

**Highest Field Goal Percentage, Season**

100.0 Tony Zendejas, 1991 (17-17)  
 Jeff Wilkins, 2000 (17-17)  
 92.86 Jeff Wilkins, 2003 (39-42)  
 87.09 Jeff Wilkins, 2005 (27-31)

**SAFETIES****Most, Career**

3 Kevin Greene, 1985-92  
 2 Fred Dryer, 1972-81  
 Jack Youngblood, 1971-84  
 Kevin Carter, 1995-2000

**Most, Season**

†2 Fred Dryer, 1973

**Most, Game**

\*2 Fred Dryer, vs. Green Bay, 10/21/73  
 1 Many players, last by penalty (Int. Grounding),  
 vs. SF 12/2/12

**Most, Game, Opponent**

1 Many times, last by Bruce Smith, vs. Washington,  
 11/20/00

**RUSHING****Most Seasons Leading Team**

8 Steven Jackson, 2005-12  
 6 Marshall Faulk, 1999-2006  
 5 Lawrence McCutcheon, 1973-77  
 4 Dick Bass, 1962-66  
 Eric Dickerson, 1983-86

**Most Consecutive Seasons Leading Team**

8 Steven Jackson, 2005-12  
 6 Marshall Faulk, 1999-2006  
 5 Lawrence McCutcheon, 1973-77  
 4 Eric Dickerson, 1983-86

**ATTEMPTS****Career**

2,395 Steven Jackson, 2004-  
 1,525 Eric Dickerson, 1983-87  
 1,447 Marshall Faulk, 1999-2006

**Season**

404 Eric Dickerson, 1986  
 390 Eric Dickerson, 1983  
 379 Eric Dickerson, 1984

**Season, Rookie**

†390 Eric Dickerson, 1983  
 294 Jerome Bettis, 1993  
 193 Lawrence Phillips, 1996

**Game**

39 Jerome Bettis, vs. Chicago, 1/2/94  
 38 Eric Dickerson, @ St. Louis, 9/7/86  
 36 Charles White, @ Philadelphia, 9/15/85

**Game, Opponent**

41 Rodney Hampton, @ New York Giants, 9/19/93  
 Gerald Riggs, @ Atlanta, 11/17/85  
 35 Lynn Cain, Atlanta, 10/7/84  
 Gerald Riggs, Atlanta, 10/12/86  
 33 Shaun Alexander, @ Seattle, 11/13/05  
 Maurice Jones-Drew, @ Jacksonville, 10/18/09

**YARDS GAINED****Career**

10,135 Steven Jackson, 2004-  
 7,245 Eric Dickerson, 1983-87  
 6,959 Marshall Faulk, 1999-2006

**Season**

\*2,105 Eric Dickerson, 1984  
 1,821 Eric Dickerson, 1986  
 1,808 Eric Dickerson, 1983

**Season, Rookie**

1,808 Eric Dickerson, 1983  
 1,429 Jerome Bettis, 1993  
 716 Ron Waller, 1955

**Game**

247 Willie Ellison, vs. New Orleans, 12/5/71  
 223 Tom Wilson, vs. Green Bay, 12/16/56  
 221 Greg Bell, vs. Green Bay, 9/24/89

**Game, Rookie**

223 Tom Wilson, vs. Green Bay, 12/16/56  
 212 Jerome Bettis, @ New Orleans, 12/12/93  
 199 Eric Dickerson, vs. Detroit, 10/2/83

**Game, Opponent**

253 DeMarco Murray, @ Dallas, 10/23/11  
 237 Jim Brown, @ Cleveland, 11/24/57  
 228 Beanie Wells, vs. Arizona, 11/27/11  
 212 Adrian Peterson, vs. Minnesota, 12/16/12

**Longest Run**

92t Kenny Washington, @ Chicago Cardinals, 11/2/47  
 85t Eric Dickerson, @ New York Jets, 9/25/83  
 84t Tom Harmon, @ Chicago Bears, 10/13/46

**Longest Run, Opponents**

91t DeMarco Murray, @ Dallas, 10/23/11  
 82t Adrian Peterson, vs. Minnesota, 12/16/12  
 80 Jamaal Charles, vs. Kansas City, 12/19/10  
 76t Najeh Davenport, vs. Green Bay, 10/19/03

**Most Seasons, 1,000 or More Yards**

8 Steven Jackson, 2005-12  
 4 Lawrence McCutcheon, 1973-74, 1976-77  
 Eric Dickerson, 1983-86  
 3 Marshall Faulk, 1999-01  
 2 Dick Bass, 1962, 1966  
 Wendell Tyler, 1979, 1981  
 Greg Bell, 1988-89  
 Jerome Bettis, 1993-94

**Most Consecutive Seasons, 1,000 or More Yards**

8 Steven Jackson, 2005-12  
 4 Eric Dickerson, 1983-86  
 3 Marshall Faulk, 1999-01

**Most Games, 100 or More Yards, Career**

38 Eric Dickerson, 1983-87  
 33 Steven Jackson, 2004-  
 27 Marshall Faulk, 1999-2006

**Most Games, 100 or More Yards, Season**

11 Eric Dickerson, 1984  
 9 Eric Dickerson, 1983  
 7 Jerome Bettis, 1993  
 Marshall Faulk, 1999  
 Steven Jackson, 2009

**Most Consecutive Games, 100 or More Yards**

6 Eric Dickerson, 1984  
 5 Eric Dickerson, 1986  
 4 Eric Dickerson, 1983, 1984  
 Jerome Bettis, 1994  
 Marshall Faulk, 1999  
 Marshall Faulk, 2003  
 Steven Jackson, 2009

**AVERAGE GAIN****Career (500 att.)**

5.182 Dan Towler, 1950-55 (674-3,493)  
 4.833 Paul (Tank) Younger, 1949-57 (682-3,296)  
 4.809 Marshall Faulk, 1999-2006 (1,447-6,959)

### Season (Qualifiers)

7.40 Kenny Washington, 1947 (60-444)  
 7.26 Skeet Quinlan, 1953 (97-705)  
 6.77 Dan Towler, 1951 (126-854)

### Game (10 att.)

14.6 Dan Towler, @ Baltimore, 11/22/53 (14-205)  
 13.2 Kenny Washington, @ Chicago Cardinals, 11/2/47 (11-145)  
 13.1 Dan Towler, @ Green Bay, 10/21/51 (11-144)

### Game (10 att.), Opponent

13.8 George Taliaferro, vs. New York Yanks, 11/18/51 (12-166)  
 13.3 Frank Reagan, vs. New York Giants, 12/1/46 (10-133)  
 12.6 Delvin Williams, vs. Miami, 11/9/80 (12-151)

## RUSHING TOUCHDOWNS

### Career

58 Marshall Faulk, 1999-2006  
 56 Eric Dickerson, 1983-87  
 56 Steven Jackson, 2004-

### Season

18 Eric Dickerson, 1983  
 Marshall Faulk, 2000  
 16 Greg Bell, 1988  
 15 Greg Bell, 1989

### Season, Rookie

†18 Eric Dickerson, 1983  
 7 Jerome Bettis, 1993  
 6 Dan Towler, 1952

### Game

4 Marshall Faulk, vs. Minnesota, 12/10/00  
 3 Many times, last by Steven Jackson, vs. Dallas, 11/19/08  
 2 Many times, last by Steven Jackson, vs New Orleans, 10/30/11

### Game, Opponent

4 Jim Brown, @ Cleveland, 11/24/57  
 Ron Moore, @ Phoenix, 12/4/93  
 3 Many times, last by Maurice Jones-Drew, @ Jacksonville, 10/18/09  
 2 Many times, last by Beanie Wells, @ARI, 11/25/12

## PASSING

### Most Seasons Leading Team

9 Roman Gabriel, 1963-72  
 8 Jim Everett, 1986-92  
 Marc Bulger, 2002-09  
 6 Norm Van Brocklin, 1950, 1952-1955, 1957

### Most Consecutive Seasons Leading Team

9 Roman Gabriel, 1963-72  
 8 Jim Everett, 1986-92  
 Marc Bulger, 2002-09  
 4 Norm Van Brocklin, 1952-1955

## RATING

### Highest, Career (1,500 att.)

97.2 Kurt Warner, 1998-2003  
 84.4 Marc Bulger, 2001-09  
 78.1 Jim Everett, 1986-93

### Highest, Season (Qualifiers)

109.2 Kurt Warner, 1999  
 101.8 Trent Green, 2000  
 101.4 Kurt Warner, 2001

### Season, Rookie (Qualifiers)

81.8 Dieter Brock, 1985  
 76.5 Sam Bradford, 2010  
 72.4 Bob Waterfield, 1945

## ATTEMPTS

### Career

3,313 Roman Gabriel, 1962-72  
 3,277 Jim Everett, 1986-93  
 3,171 Marc Bulger, 2001-09

### Season

590 Sam Bradford, 2010  
 588 Marc Bulger, 2006  
 554 Jim Everett, 1990

### Season, Rookie

590 \*Sam Bradford, 2010  
 368 Tony Banks, 1996  
 365 Dieter Brock, 1985

### Game

62 Marc Bulger, @ New York Giants, 10/2/05  
 56 Marc Bulger, @ San Francisco, 9/11/05  
 55 Mark Rypien, vs. Buffalo, 12/10/95  
 Marc Bulger, vs. Chicago, 12/11/06  
 Sam Bradford, vs. Minnesota, 12/16/12  
 Sam Bradford, vs. Arizona, 9/12/10

### Game, Opponent

58 Kent Graham, @ Arizona, 9/29/96  
 52 Tony Eason, vs. New England, 11/16/86  
 Neil Lomax, @ St. Louis, 11/4/84  
 Mark Brunell vs. Jacksonville, 10/20/96  
 Ryan Lindley, @ Arizona, 11/25/12

## COMPLETIONS

### Career

1,969 Marc Bulger, 2001-09  
 1,847 Jim Everett, 1986-93  
 1,705 Roman Gabriel, 1962-72

### Season

375 Kurt Warner, 2001  
 370 Marc Bulger, 2006  
 354 Sam Bradford, 2010

### Season, Rookie

354 \*Sam Bradford, 2010  
 218 Dieter Brock, 1985  
 192 Tony Banks, 1996

### Game

40 Marc Bulger, @ New York Giants, 10/2/05  
 36 Marc Bulger, vs. San Diego, 11/10/02  
 35 Dieter Brock, vs. San Francisco, 10/27/85  
 Kurt Warner, @ Seattle, 9/10/00  
 Marc Bulger, @ Green Bay, 11/29/04  
 Sam Bradford, vs. Minnesota, 12/16/12

### Game, Opponent

37 Richard Todd, @ New York Jets, 9/25/83  
 Kent Graham, @ Arizona, 9/29/96  
 Mark Brunell, vs. Jacksonville, 10/20/96  
 36 Tony Eason, vs. New England, 11/16/86  
 34 Neil Lomax, @ St. Louis 11/4/84  
 Jeff George, vs. Washington 11/20/00

### Consecutive Passes Completed

18 Jim Everett, vs. New York Giants, 11/12/89  
 16 Jim Everett, vs. Kansas City, 11/10/91  
 15 Tony Banks, vs. New York Jets, 10/11/98  
 Kurt Warner, @ Washington, 11/24/02

## COMPLETION PERCENTAGE

### Career (500 att.)

66.4% Kurt Warner, 1998-2003 (1,688-1,121)  
 62.1% Marc Bulger, 2001-09 (2,924-1,829)  
**58.3% Sam Bradford, 2010- (1,498-873)**

### Season (min. 200 att.)

67.7% Kurt Warner, 2000 (347-235)  
 66.2% Marc Bulger, 2004 (495-321)  
 65.1% Kurt Warner, 1999 (499-325)

**Season, Rookie (min. 100 att.)**

60.0% Sam Bradford, 2010 (590-354)  
 59.7% Dieter Brock, 1985 (365-218)  
 56.3% Ryan Fitzpatrick, 2005 (135-76)

**Game (20 att.)**

86.9% Kurt Warner, vs. San Francisco, 10/10/99 (23-20)  
 85.7% Jim Everett, vs. New York Giants, 10/18/92 (21-18)  
 84.4% Kurt Warner, vs. Minnesota 12/10/00 (32-27)

**Game (20 att.), Opponent**

91.3% Vinny Testaverde, vs. Cleveland, 12/26/93 (21-23)  
 84.6% Kerry Collins, vs. New York Giants, 9/15/02 (22-26)  
 81.3% Steve Young, vs. San Francisco, 11/28/93 (26-32)

**YARDS GAINED****Career**

23,758 Jim Everett, 1986-93  
 22,814 Marc Bulger, 2001-09  
 22,223 Roman Gabriel, 1962-72

**Season**

4,830 Kurt Warner, 2001  
 4,353 Kurt Warner, 1999  
 4,310 Jim Everett, 1989

**Season, Rookie**

3,512 Sam Bradford, 2010  
 2,658 Dieter Brock, 1985  
 2,544 Tony Banks, 1996

**Game**

\*554 Norm Van Brocklin, vs. New York Yanks, 9/28/51  
 509 Vince Ferragamo, vs. Chicago, 12/26/82  
 454 Jim Everett, @ New Orleans, 11/26/89

**Game, Opponent**

483 Boomer Esiason, vs. Cincinnati, 10/7/90  
 462 Steve Young, vs. San Francisco, 11/28/93  
 446 Richard Todd, @ New York Jets, 9/25/83

**Most Seasons, 3,000 or More Passing Yards**

5 Jim Everett, 1988-92  
 3 Kurt Warner, 1999-01  
 Marc Bulger, 2003-04, 2006  
 2 Vince Ferragamo, 1980, 1983  
 Sam Bradford, 2010, 2012

**Most Games, 300 or More Passing Yards, Career**

30 Kurt Warner, 1998-2003  
 27 Marc Bulger, 2001-09  
 20 Jim Everett, 1986-93

**Most Games, 300 or More Passing Yards, Season**

†9 Kurt Warner, 1999  
 Kurt Warner, 2001  
 8 Marc Bulger, 2006  
 7 Kurt Warner, 2000

**Most Consecutive Games, 300 or More Passing Yards**

†6 Kurt Warner, 2000  
 4 Kurt Warner, 1999  
 3 Jim Everett, 1989, 1991  
 Mark Rypien, 1995  
 Marc Bulger, 2006

**Longest Pass Completion**

96t Frank Ryan (to Matson), vs. Pittsburgh, 10/1/61  
 95t Bill Munson (to Pope), vs. Green Bay, 12/3/64  
 93t Bill Wade (to Phillips), @ Green Bay, 11/16/58  
 Roman Gabriel (to Tucker), vs. San Francisco, 11/9/69

**Opponent/Longest Pass Completion**

98t Jim Hart (to Rashad), @ St. Louis, 12/10/72  
 95t Joe Montana (to Taylor), vs. San Francisco, 12/11/89  
 91t Bart Starr (to Dowler), vs. Green Bay, 12/17/60

**AVERAGE GAIN****Career (500 att.)**

8.56 Kurt Warner, 1998-2003 (1,688-14,447)  
 8.49 Norm Van Brocklin, 1959-57 (1,897-16,114)  
 8.01 James Harris, 1972-76 (652-5,220)

**Season (Qualifiers)**

10.14 Norm Van Brocklin, 1954 (260-2,637)  
 9.88 Kurt Warner, 2000 (347-3,429)  
 9.61 Bob Waterfield, 1945 (172-1,653)

**Game (20 att.)**

15.40 Norm Van Brocklin, @ Chicago Bears, 11/16/52  
 15.19 Roman Gabriel, vs. San Francisco, 11/9/69  
 15.03 James Harris, @ Miami, 10/3/76

**Game (20 att.), Opponent**

15.86 Ed Brown, vs. Chicago, 10/9/60  
 14.46 Milt Plum, vs. Detroit, 11/1/64  
 14.44 Steve Young, vs. San Francisco, 11/28/93

**TOUCHDOWNS****Career**

154 Roman Gabriel, 1962-72  
 142 Jim Everett, 1986-92  
 122 Marc Bulger, 2001-09

**Season**

41 Kurt Warner, 1999  
 36 Kurt Warner, 2001  
 31 Jim Everett, 1988

**Season, Rookie**

18 Sam Bradford, 2010  
 16 Dieter Brock, 1985  
 15 Tony Banks, 1996

**Game**

5 Bob Waterfield, vs. New York Bulldogs, 11/27/49  
 Norm Van Brocklin, vs. Detroit, 10/29/50  
 Norm Van Brocklin, @ New York Yanks, 9/28/51  
 Bob Waterfield, vs. Green Bay, 12/16/51  
 Roman Gabriel, vs. Cleveland, 12/12/65  
 Vince Ferragamo, vs. New Orleans, 11/2/80  
 Vince Ferragamo, vs. San Francisco, 10/23/83  
 Jim Everett, @ New York Giants, 9/25/88  
 Kurt Warner, vs. San Francisco, 10/10/99  
 4 Many times, last by Marc Bulger, vs. Washington,  
 12/24/06  
 3 Many times, last by Sam Bradford, vs. Washington,  
 9/16/12

**Game, Opponent**

5 Dan Marino, vs. Miami, 12/14/86  
 4 Jeff George, @ Oakland, 9/28/97  
 Eli Manning, @ New York Giants, 10/2/05  
 Tom Brady, vs. New England, 10/28/12  
 3 Many times, last by Aaron Rodgers, at GB, 10/21/12

**Most Games, Four or More Touchdowns Passes, Career**

6 Norm Van Brocklin, 1949-57  
 Jim Everett, 1986-93  
 5 Vince Ferragamo, 1977-80, 1982-84  
 4 Roman Gabriel, 1962-72

**Most Games, Four or More Touchdowns Passes, Season**

4 Vince Ferragamo, 1980  
 3 Kurt Warner, 2001  
 2 Norm Van Brocklin, 1957  
 Jim Everett, 1988  
 Jim Everett, 1990  
 Kurt Warner, 2000

**HAD INTERCEPTED****Career**

128 Bob Waterfield, 1945-52  
 127 Norm Van Brocklin, 1949-57  
 123 Jim Everett, 1986-93

**Season**

24 Bob Waterfield, 1949  
 23 Vince Ferragamo, 1983  
 22 Bill Wade, 1958  
 Kurt Warner, 2001  
 Marc Bulger, 2003

<b>Game</b>	
7	Parker Hall, vs. Green Bay, 11/18/42 Bob Waterfield, @ Green Bay, 10/17/58
6	Norm Van Brocklin, vs. Baltimore, 12/4/54 Bill Wade, vs. Detroit, 10/26/56 Norm Van Brocklin, vs. Detroit, 10/13/57 Chris Chandler, @ Carolina, 12/12/04
5	Norm Van Brocklin, @ San Francisco, 10/28/51 Ryan Fitzpatrick, @ Minnesota, 12/11/05 Gus Frerotte, @ Baltimore, 10/14/07

**Most Consecutive Passes Attempted, None Intercepted**

249	Marc Bulger, 2005-06
206	Roman Gabriel, 1968-69
169	*Sam Bradford, 2010

**LOWEST PERCENTAGE  
PASSES INTERCEPTED**

**Career (500 att.)**

2.27	<b>Sam Bradford, 2010- (1,498-34)</b>
2.93	Marc Bulger, 2001-09 (3,171-93)
3.38	Roman Gabriel, 1962-72 (3,313-112)

**Season (Qualifiers)**

1.40	Marc Bulger, 2006 (588-8)
1.75	Roman Gabriel, 1969 (399-7)
2.08	Trent Green, 2000 (240-5)

**Season, Rookie (Qualifiers)**

2.54	Sam Bradford, 2010 (590-15)
3.56	Dieter Brock, 1985 (365-13)
4.07	Tony Banks, 1996 (368-15)

**TIMES SACKED**

**Career**

279	Roman Gabriel, 1962-72
254	Marc Bulger, 2001-09
186	Jim Everett, 1986-93

**Season**

51	Dieter Brock, 1985
49	Marc Bulger, 2006
48	Roman Gabriel, 1966 Tony Banks, 1996

**Game**

10	Bill Munson, @ San Francisco, 12/6/64 James Harris, vs. San Francisco, 10/11/76
8	Roman Gabriel, @ Green Bay, 9/25/66 Tony Banks, vs. San Francisco, 10/25/98
7	Many times, Last by Sam Bradford, vs. Washington, 10/2/11

**Game, Opponent**

10	Bob Barry, vs. Atlanta 9/28/65
9	Mike Ray, vs. Tampa Bay, 11/5/78 Dave Wilson, vs. New Orleans, 11/3/85 Steve Beuerlein, @ Los Angeles Raiders, 9/18/88 Rob Johnson, @ Buffalo, 9/20/98 Kevin Kolb, vs. Arizona, 10/4/12
8	Joe Montana, @ San Francisco, 12/18/88 Daunte Culpepper, vs. Minnesota, 11/30/03

**PASS RECEIVING**

**RECEPTIONS**

**Most Seasons Leading Team**

9	Henry Ellard, 1984-93
7	Torry Holt, 1999-2008
5	Tom Fears, 1948-55

**Most Consecutive Seasons Leading Team**

8	Henry Ellard, 1984-91
7	Torry Holt, 2002-08
4	Jim Phillips, 1960-63

**Career**

942	Isaac Bruce, 1994-2007
869	Torry Holt, 1999-2008

593	Henry Ellard, 1983-1993
-----	-------------------------

**Season**

119	Isaac Bruce, 1995
117	Torry Holt, 2003
102	Torry Holt, 2005

**Season, Rookie**

54	Eddie Kennison, 1996
53	Donnie Avery, 2008
52	Torry Holt, 1999

**Season, Running Back**

90	Steven Jackson, 2006
87	Marshall Faulk, 1999
83	Marshall Faulk, 2001

**Game**

18	Tom Fears, vs. Green Bay, 12/3/50
15	Willie Anderson, @ New Orleans, 11/26/89 Isaac Bruce, vs. Miami, 12/24/95 Danny Amendola, vs. Washington, 9/16/12 Dick Hoerner, vs. New York Yanks, 11/19/50

**Game, Opponent**

16	Jerry Rice, @ San Francisco, 11/20/94 Keenan McCardell, vs. Jacksonville, 10/20/96
13	Larry Centers, @ Arizona, 9/29/96
12	Andre Rison, @ Atlanta, 9/11/94

**Most Consecutive Games, Pass Reception**

153	Torry Holt, 1999-2008
81	Henry Ellard, 1986-92 Marshall Faulk, 1999-2004
70	Jim Phillips, 1958-63

**Most Seasons 50 or More Pass Receptions**

11	Isaac Bruce, 1995-97, 1999-2004, 2006-07
10	Torry Holt, 1999-2008
7	Henry Ellard, 1985, 1987-1991, 1993

**YARDS**

**Most Seasons Leading Team**

9	Henry Ellard, 1984-91, 1993 Torry Holt, 2000-08
5	Tom Fears, 1948-55

**Most Consecutive Seasons Leading Team**

9	Torry Holt, 2000-08
8	Henry Ellard, 1984-91
4	Jim Phillips, 1960-63

**Career**

14,109	Isaac Bruce, 1994-2007
12,660	Torry Holt, 1999-2008
9,761	Henry Ellard, 1983-93

**Season**

1,781	Isaac Bruce, 1995
1,696	Torry Holt, 2003
1,635	Torry Holt, 2000

**Season, Rookie**

924	Eddie Kennison, 1996
788	Torry Holt, 1999
786	Bucky Pope, 1964

**Season, Running Back**

1,049	Marshall Faulk, 1999
830	Marshall Faulk, 2000
825	Amp Lee, 1997

**Game**

*336	Willie Anderson, @ New Orleans, 11/26/89
303	Jim Benton, @ Detroit, 11/22/45
238	Harold Jackson, vs. Dallas, 10/14/73

**Game, Rookie**

226	Eddie Kennison, @ Atlanta, 12/15/96
208	Jim Phillips, @ Green Bay, 11/16/58
163	Donnie Avery, @ New England, 10/26/08

**Game, Opponent**

286 John Taylor, vs. San Francisco, 12/11/89  
 257 Billy Wilson, vs. San Francisco, 10/3/54  
 241 Jerry Rice, @ San Francisco, 12/9/85

**Longest Pass Reception**

96t Ollie Matson (from Frank Ryan), vs. Pittsburgh, 10/1/61  
 95t Bucky Pope (from Bill Munson), vs. Green Bay, 12/13/64  
 93t Jim Phillips (from Bill Wade), @ Green Bay, 11/16/58  
 Wendell Tucker (from Roman Gabriel), vs. San Francisco, 11/9/69

**Most Seasons, 1,000 or More Yards Pass Receiving**

9 Isaac Bruce, 1995-96, 1999-2004, 2006  
 8 Torry Holt, 2000-07  
 4 Henry Ellard, 1988-91

**Most Games, 100 or More Yards Pass Receiving, Career**

46 Torry Holt, 1999-2008  
 43 Isaac Bruce, 1994-2007  
 26 Henry Ellard, 1983-93

**Most Games, 100 or More Yards Pass Receiving, Season**

10 Torry Holt, 2003  
 9 Isaac Bruce, 1995  
 8 Elroy Hirsch, 1951  
 Torry Holt, 2000

**Most Consecutive Games, 100 or More Yards, Pass Receiving**

6 Isaac Bruce, 1995  
 5 Elroy Hirsch, 1951  
 Bob Boyd, 1954  
 3 Isaac Bruce, 2004

**Most Consecutive Games, 150 or More Yards, Pass Receiving**

3 Isaac Bruce, 1995  
 2 Tom Fears, 1950-51  
 Torry Holt, 2000  
 Torry Holt, 2003  
 Torry Holt, 2004

**AVERAGE GAIN****Career (150 receptions)**

20.5 Bob Boyd, 1950-57 (176-3,611)  
 20.3 Willie Anderson, 1988-94 (259-5,246)  
 18.3 Elroy Hirsch, 1949-57 (343-6,289)

**Game (3 receptions)**

\*63.0 Torry Holt, @ Atlanta, 9/24/00 (3-189)  
 50.3 Jack Snow, @ Baltimore, 10/15/67 (3-151)  
 49.7 Bob Boyd, @ Green Bay, 10/17/54 (3-149)

**Game (3 receptions), Opponent**

55.3 Koren Robinson, vs. Seattle, 10/20/02 (3-166)  
 49.3 Charley Taylor, vs. Washington, 10/22/67 (3-148)  
 44.0 Charles Wilson, vs. Tampa Bay, 12/11/94 (4-176)

**TOUCHDOWNS****Career**

84 Isaac Bruce, 1994-2007  
 74 Torry Holt, 1999-2008  
 53 Elroy Hirsch, 1949-57

**Season**

17 Elroy Hirsch, 1951  
 13 Harold Jackson, 1973  
 Isaac Bruce, 1995  
 12 Isaac Bruce, 1999  
 Torry Holt, 2003

**Season, Rookie**

10 Bucky Pope, 1964  
 8 Eddie Kennison, 1996  
 6 Leon Clarke, 1956  
 Torry Holt, 1999

**Game**

4 Bob Shaw, vs. Washington, 12/11/49  
 Elroy Hirsch, @ New York Yanks, 9/28/51

Harold Jackson, vs. Dallas, 10/14/73

Isaac Bruce, vs. San Francisco, 10/10/99

3 Many times, Last by Torry Holt, vs. Seattle, 10/15/06

2 Many times, Last by Brandon Gibson, vs NYJ, 11/18/12

**Game, Opponent**

4 Mike Ditka, vs. Chicago, 10/13/63  
 3 Many times, last by Torrey Smith, vs. Baltimore, 9/25/11  
 2 Many times, last by Marques Colston, at New Orleans, 12/12/10

**Most Consecutive Games, Touchdown**

11 Elroy Hirsch, 1950-51  
 6 Henry Ellard, 1988-89  
 5 Jim Benton, 1938-39  
 Jack Snow, 1967-68  
 Harold Jackson, 1973  
 Torry Holt, 2003, 2006

**PUNTING****Career**

449 Donnie Jones, 2007-11  
 432 Dale Hatcher, 1985-89, 1991  
 380 Sean Landeta, 1993-96, 2003-04

**Season**

105 Donnie Jones, 2011  
 97 Dale Hatcher, 1986  
 94 Donnie Jones, 2010  
 93 Ken Clark, 1979

**Season, Rookie**

93 Ken Clark, 1979  
 87 Dale Hatcher, 1985  
 82 Johnny Hekker, 2012  
 77 Rusty Jackson, 1976

**Game**

12 Parker Hall, vs. Green Bay, 11/26/39  
 Rusty Jackson, @ San Francisco, 11/21/76  
 11 Danny Villanueva, vs. Dallas, 9/30/62  
 Danny Villanueva, @ Pittsburgh, 9/13/64  
 Donnie Jones, vs. San Francisco, 1/3/2010  
 10 Many times, last by Donnie Jones, vs. Seattle, 11/20/11

**Game, Opponent**

14 George Taliaferro, vs. New York Yanks, 9/28/51  
 11 Tom Girard, vs. Green Bay, 12/3/50  
 Gerry Collins, vs. Cleveland, 12/12/65  
 Bobby Joe Green, @ Chicago, 12/2/73  
 Tom Wittum, @ San Francisco, 11/21/76  
 Hermon Weaver, @ Seattle, 11/4/79  
 10 Many times, Last by Tommy Barnhardt, @ New Orleans, 11/26/89

**Longest Punt**

88 Bob Waterfield, @ Green Bay, 10/17/48  
 86 Bob Waterfield, @ Green Bay, 10/5/47  
 80 Donnie Jones, @ Seattle, 10/21/07  
 Parker Hall, vs. Philadelphia 12/3/39

**Longest Punt, Opponent**

76 Sammy Baugh, @ Washington, 11/5/44  
 75 Sam Baker, vs. Dallas, 9/30/62  
 74 Jack Jacobs, @ Green Bay, 10/5/47

**AVERAGE GROSS YARDS****Career (250 punts)**

46.6 Donnie Jones, 2007-11 (449-20,924)  
 44.3 Danny Villanueva, 1961-64 (296-13,009)  
 44.1 Sean Landeta, 1993-96, 2003-04 (380-16,747)

**Season (Qualifiers)**

50.0 Donnie Jones, 2008 (82-4,100)  
 47.2 Donnie Jones, 2007 (78-3,684)  
 46.8 Donnie Jones, 2009 (90-4,212)

**Season, Rookie (Qualifiers)**

45.8 Johnny Hekker, 2012 (82-3,756)  
 43.6 John Misko, 1982 (45-1,961)  
 43.2 Dale Hatcher, 1985 (87-3,735)

**Game (4 punts)**

56.9 Johnny Hekker, vs. Arizona, (10/4/12)  
 56.3 Donnie Jones, vs. Arizona, (11/22/09)  
 56.2 Donnie Jones, vs. Buffalo, 9/28/08 (5-281)  
 56.0 Donnie Jones, vs. Arizona, 10/7/07 (4-224)

**Game, Opponent (4 Punts)**

59.5 Mike Scifres, vs. Chargers, 10/17/10 (6-357)  
 57.3 Fred Morrison, @ Chicago Bears, 11/16/52 (4-229)  
 56.8 Sammy Baugh, @ Washington, 10/26/41 (6-341)

**HAD BLOCKED****Career**

5 Bob Waterfield, 1945-52  
 4 Dale Hatcher, 1985-89, 1991  
 2 Many players, last by John Misko, 1982-84

**Season**

2 Bob Waterfield, 1950  
 Jon Kilgore, 1967  
 Rusty Jackson, 1976  
 Glen Walker, 1978  
 Ken Clark, 1979  
 1 Many times, last by Donnie Jones, 2011

**Most Consecutive Punts, None Blocked**

425 Donnie Jones, 2007-2011  
 380 Sean Landeta, 1993-96, 2003-04  
 299 Norm Van Brocklin, 1951-57

**PUNT RETURNS****Most Seasons Leading Team**

5 Henry Ellard, 1983-93  
 4 Jon Arnett, 1957-63  
 Jim Bertelsen, 1972-76  
 3 Verda (V.T.) Smith, 1949-53  
 Woodley Lewis, 1950-55  
 Alvin Haymond, 1969-71  
 LeRoy Irvin, 1980-89  
 Eddie Kennison, 1996-98  
 Az-Zahir Hakim, 1998-2001

**Most Consecutive Seasons Leading Team**

5 Henry Ellard, 1983-87  
 4 Jim Bertelsen, 1972-76  
 3 Verda (V.T.) Smith, 1949-51  
 Woodley Lewis, 1952-54  
 Alvin Haymond, 1969-71  
 LeRoy Irvin, 1980-82  
 Eddie Kennison, 1996-98  
 Az-Zahir Hakim, 1999-2001

**RETURNS****Career**

146 LeRoy Irvin, 1980-89  
 135 Henry Ellard, 1983-93  
 112 Az-Zahir Hakim, 1998-2001

**Season**

56 Eddie Brown, 1979  
 53 Alvin Haymond, 1970  
 Todd Kinchen, 1995  
 52 Jackie Wallace, 1978

**Season, Rookie**

42 LeRoy Irvin, 1980  
 29 Darryl Henley, 1989  
 Eddie Kennison, 1996  
 27 Verda (V.T.) Smith, 1949

**Game**

7 Many times, last by Az-Zahir Hakim, @ Tennessee, 10/31/99  
 6 Many times, last by Vernon Turner, vs. New England, 9/13/92  
 5 Many times, last by Danny Amendola, vs. San Francisco, 1/3/2010

**Game, Opponent**

8 Kevin Miller vs. Minnesota, 12/2/79  
 DeSean Jackson, @ Philadelphia, 9/7/08  
 7 Many times, last by Leon Washington, vs. Seattle, 11/20/11

**YARDS GAINED****Career**

1,527 Henry Ellard, 1983-93  
 1,451 LeRoy Irvin, 1980-89  
 1,278 Az-Zahir Hakim, 1998-2001

**Season**

618 Jackie Wallace, 1978  
 615 LeRoy Irvin, 1981  
 501 Henry Ellard, 1985

**Season, Rookie**

427 Verda (V.T.) Smith, 1949  
 423 Eddie Kennison, 1996  
 296 Henry Ellard, 1983

**Game**

\*207 LeRoy Irvin, @ Atlanta, 11/14/81  
 127 LeRoy Irvin, @ San Francisco, 10/9/81  
 120 Woodley Lewis, @ Detroit, 10/18/53

**Game, Opponent**

128 Tyrone Hughes, vs. New Orleans, 10/3/93  
 Darrien Gordon, @ San Diego, 11/27/94  
 127 Patrick Peterson, @ Arizona, 11/6/11  
 125 Dana McLemore, @ San Francisco, 11/16/80  
 122 Robert Brooks, @ Green Bay, 10/9/94

**Longest Punt Return**

\*103t Robert Bailey, @ New Orleans, 10/23/94  
 90t Dick Bass, vs. Green Bay, 12/17/61  
 88t Tom Harmon, vs. Detroit, 11/23/47  
 88t Nick Miller, vs. Arizona, 11/27/11

**Longest Punt Return, Opponent**

99t Patrick Peterson, @ Arizona, 11/6/11  
 94t Darrien Gordon, @ Denver, 9/14/97  
 93t Dana McLemore, @ San Francisco, 1/2/82  
 90t Nate Burleson, @ Seattle, 11/12/06

**AVERAGE YARDAGE****Career (Min. 75 ret.)**

11.4 Az-Zahir Hakim, 1998-2001 (112-1,278)  
 11.3 Henry Ellard, 1983-93 (135-1,527)  
 11.1 Danny Amendola, 2009- (81-899)

**Season (Qualifiers)**

18.5 Woodley Lewis, 1952 (19-351)  
 15.8 Verda (V.T.) Smith, 1949 (27-427)  
 15.6 Les Horvath, 1948 (13-203)

**Season, Rookie (Qualifiers)**

15.8 Verda (V.T.) Smith, 1949 (27-427)  
 14.6 Eddie Kennison, 1996 (29-423)  
 14.5 Jim Bertelsen, 1972 (16-232)

**Game**

40.0 Woodley Lewis @ Detroit, 10/18/53 (3-120)  
 39.3 Jon Arnett vs. Chicago, 11/2/58 (3-118)  
 34.7 Henry Ellard @ Atlanta, 10/22/84 (3-104)

**Game, Opponent (3 returns)**

36.0	Art Jones, vs. Pittsburgh, 9/7/41 (3-108) George McAfee, @ Chicago Bears, 10/10/48 (3-108)
32.0	Tyrone Hughes, vs. New Orleans, 13/3/93 (4-128)
31.8	Patrick Peterson, @ Arizona, 11/6/11 (4-127)

**TOUCHDOWNS****Career**

4	LeRoy Irvin, 1980-89 Henry Ellard, 1983-91
3	Woodley Lewis, 1950-55 Eddie Kennison, 1996-98
2	Todd Kinchen, 1992-95 Az-Zahir Hakim, 1998-2001

**Season**

3	LeRoy Irvin, 1981
2	Woodley Lewis, 1952 Henry Ellard, 1984 Todd Kinchen, 1992 Eddie Kennison, 1996
1	Many times, last by Nick Miller, 2011

**Season, Rookie**

2	Todd Kinchen, 1992 Eddie Kennison, 1996
1	Verda (V.T.) Smith, 1949 Henry Ellard, 1983

**Game**

†2	Leroy Irvin, @ Atlanta, 10/11/81 Todd Kinchen, vs. Atlanta, 12/27/92
1	Many times, last by Nick Miller, vs. Arizona, 11/25/11

**Game, Opponent**

2	Jack Christiansen, vs. Detroit, 10/14/51
1	Many times, last by Patrick Peterson, vs. Ari. 11/25/11

**KICKOFF RETURNS****Most Seasons Leading Team**

5	Ron Brown, 1984-89, 1991
3	Fred Gehrke, 1940, 1945-49 Jon Arnett, 1957-63 Cullen Bryant, 1973-82, 1987 Drew Hill, 1979-84 Barry Redden, 1982-86 Tony Horne, 1998-00
2	Woodley Lewis, 1950-55 Carver Shannon, 1962-64 Willie Ellison, 1967-72 Ron Smith, 1968-69 Vernon Turner, 1991-92 J.T. Thomas, 1995-98 Arlen Harris, 2003-04 Dante Hall, 2007-08 Danny Amendola, 2009-10

**Most Consecutive Seasons Leading Team**

5	Ron Brown, 1985-89
3	Drew Hill, 1979-81 Barry Redden, 1982-84 Tony Horne, 1998-00
2	Woodley Lewis, 1953-54 Carver Shannon, 1963-64 Ron Smith, 1968-69 Vernon Turner, 1991-92 Arlen Harris, 2003-04 Dante Hall, 2007-08 Danny Amendola, 2009-10

**RETURNS****Career**

171	Drew Hill, 1979-84
169	Ron Brown, 1984-89, 1991
143	Tony Horne, 1998-2000

**Season**

66	Danny Amendola, 2009
60	Drew Hill, 1981
57	Tony Horne, 2000

**Season, Rookie**

56	Tony Horne, 1998
51	Arlen Harris, 2003
49	David Thompson, 1997

**Game**

9	Danny Amendola, @ Tennessee, 12/13/09
8	Tony Horne, @ Kansas City, 10/22/00 Chris Johnson, @ Indianapolis, 10/17/05 Derek Stanley, vs. Pittsburgh, 12/20/07 Danny Amendola, vs. Green Bay, 9/27/09
7	Many times, last by Danny Amendola, vs. Atlanta, 11/21/10

**Game, Opponent**

8	DeRon Jenkins, vs. San Diego, 10/1/00 Bethel Johnson, @ Minnesota, 12/31/06 Pierre Thomas, @ New Orleans, 11/11/07
7	Tim Dwight, @ Atlanta, 10/17/99 Dino Philyaw, vs. New Orleans, 11/28/99 Dino Philyaw, @ New Orleans, 12/12/99 Steve Smith, vs. Carolina, 11/11/01 Maurice Morris, vs. Seattle, 10/20/02 Kevin Kasper, vs. Arizona, 12/15/02
6	Many times, last by LaRod Stephens-Howling, vs. Arizona, 12/5/10

**YARDS GAINED****Career**

3,918	Ron Brown, 1984-89, 1991
3,577	Tony Horne, 1998-2000
3,438	Drew Hill, 1979-84

**Season**

1,618	Danny Amendola, 2009
1,379	Tony Horne, 2000
1,306	Tony Horne, 1998

**Season, Rookie**

1,306	Tony Horne, 1998
1,175	Arlen Harris, 2003
1,110	David Thompson, 1997

**Game**

267	Tony Horne, @ Kansas City, 10/22/00
229	Derek Stanley, vs. Pittsburgh, 12/20/07
217	Danny Amendola, @ Tennessee, 12/13/09

**Game, Opponent**

304	Tyrone Hughes, @ New Orleans, 10/23/94
294	Wally Triplett, vs. Detroit, 10/29/50
252	Steve Smith, vs. Carolina, 11/11/01

**Longest Kickoff Return**

105t	Jon Arnett, vs. Detroit, 10/29/61 Travis Williams, vs. New Orleans, 12/5/71
103t	Tom Wilson, @ Baltimore, 11/25/56 Tony Horne, vs. Atlanta 10/15/00
102t	Tony Horne, vs. Atlanta, 11/29/98

**Longest Kickoff Return, Opponent**

105t	Abe Woodson, vs. San Francisco, 11/8/53 Stefan Logan, at Detroit, 10/10/10
104t	Travis Williams, vs. Green Bay, 12/9/67
103t	Russ Craft, vs. Philadelphia, 10/7/50

**AVERAGE YARDAGE****Career (Min. 75 returns)**

26.3	Ron Brown, 1984-89, 91 (149-3,918)
24.7	Tony Horne, 1998-2000 (143-3,575)
23.8	Woodley Lewis, 1950-55 (109-2,575)
23.5	Danny Amendola, 2009- (118-2,776)



**Season (Qualifiers)**

33.7 Verda (V.T.) Smith, 1950 (22-742)  
 32.8 Ron Brown, 1985 (28-918)  
 31.8 Tom Wilson, 1956 (15-477)

**Season, Rookie (Qualifiers)**

31.8 Tom Wilson, 1956 (15-477)  
 28.0 Jon Arnett, 1957 (18-504)  
 27.1 Ron Waller, 1955 (17-461)

**Game (3 returns)**

51.7 Tommy Wilson, vs. Green Bay, 12/6/59  
 51.5 Tony Horne, vs. Atlanta, 11/29/98  
 50.3 Verda (V.T.) Smith, vs. Detroit 10/29/50

**Game, Opponent (3 returns)**

73.5 Wally Triplett, vs. Detroit, 10/29/50  
 52.7 Abe Woodson, vs. San Francisco, 11/8/53  
 51.8 Joe Scott, @ New York Giants, 11/14/78

**TOUCHDOWNS****Career**

4 Ron Brown, 1984-89, 1991  
 Tony Horne, 1998-2000  
 3 Verda (V.T.) Smith, 1949-53  
 Cullen Bryant, 1973-82, 1987  
 2 Jon Arnett, 1957-63

**Season**

3 Verda (V.T.) Smith, 1950  
 Ron Brown, 1985  
 2 Tony Horne, 1999  
 1 Many times, last by Chris Johnson, 2005

**Game**

†2 Ron Brown, vs. Green Bay, 11/24/85  
 1 Many times, last by Chris Johnson, vs. Seattle, 10/9/05

**Game, Opponent**

2 Tyrone Hughes, @ New Orleans, 10/23/94  
 Devin Hester, vs. Chicago, 12/11/06  
 1 Many times, last by Courtney Roby, vs. New Orleans,  
 11/15/09

**FIELD GOAL RETURNS****Longest Field Goal Return**

99t Jerry Williams, vs. Green Bay, 12/16/51

**Longest Field Goal Return, Opponent**

83t Kevin Ross, vs. Atlanta, 10/12/95

**COMBINED KICK RETURNS****MOST RETURNS****Career**

215 Woodley Lewis, 1950-55  
 207 Danny Amendola, 2009-  
 179 Jon Arnett, 1957-63

**Season**

97 Danny Amendola, 2009  
 90 Danny Amendola, 2010  
 88 Alvin Haymond, 1970  
 Todd Kinchen, 1995

**YARDS GAINED****Game**

294 Woodley Lewis, @ Detroit, 10/18/53  
 267 Tony Horne, @ Kansas City, 10/22/00  
 262 Dante Hall, @ Dallas, 9/30/07

**Game, Opponent**

347 Tyrone Hughes, @ New Orleans, 10/23/94  
 294 Wally Triplett, vs. Detroit, 10/29/50  
 267 Steve Smith, vs. Carolina, 11/11/01

**TOUCHDOWNS****Career**

4 Verda (V.T.) Smith, 1949-53  
 Woodley Lewis, 1950-55  
 LeRoy Irvin, 1980-89  
 Henry Ellard, 1983-91  
 Ron Brown, 1984-89, 1991  
 Tony Horne, 1998-2000  
 3 Jon Arnett, 1957-63  
 Cullen Bryant, 1973-82, 1987  
 Eddie Kennison, 1996-1998  
 2 Fred Gehrke, 1940, 1945-49  
 Tom Kalmanir, 1949-51  
 Todd Kinchen, 1992-95  
 Az-Zahir Hakim, 1998-2001

**COMBINED NET YARDAGE**

*Includes rushing, receiving, interception returns, kickoff returns, punt returns, and fumble returns.*

**ATTEMPTS****Career**

2,806 Steven Jackson, 2004-  
 1,919 Marshall Faulk, 1999-2006  
 1,648 Eric Dickerson, 1983-87

**Season**

442 Eric Dickerson, 1983  
 436 Steven Jackson, 2006  
 432 Eric Dickerson, 1986

**Season, Rookie**

\*442 Eric Dickerson, 1983  
 320 Jerome Bettis, 1993  
 212 Larry Smith, 1969

**Game**

44 Jerome Bettis, vs. Chicago, 1/2/94 (ru 39, re 5)  
 39 Five times, last by Steven Jackson, vs. Washington,  
 12/24/06 (ru 33, re 6)  
 38 Jerome Bettis, @ Kansas City, 9/25/94 (ru 35, re 2)

**YARDS****Career**

14,311 Isaac Bruce, 1994-2007  
 13,538 Steven Jackson, 2004-  
 12,732 Torry Holt, 1999-2008

**Season**

2,429 Marshall Faulk, 1999  
 2,401 Steven Jackson, 2006  
 2,259 Eric Dickerson, 1984

**Season, Rookie**

2,212 Eric Dickerson, 1983  
 1,801 Eddie Kennison, 1996  
 1,673 Jerome Bettis, 1993

**Game**

336 Willie Anderson, @ New Orleans, 11/26/89  
 303 Jim Benton, vs. Detroit, 11/22/45  
 286 Marshall Faulk, vs. Atlanta, 10/15/00

**INTERCEPTIONS BY****Career**

46 Ed Meador, 1959-70  
 37 Nolan Cromwell, 1977-87  
 34 LeRoy Irvin, 1980-89

**Season**

\*14 Dick (Night Train) Lane, 1952  
 12 Woodley Lewis, 1950  
 11 Will Sherman, 1955

**Season, Rookie**

- \*14 Dick (Night Train) Lane, 1952
- 12 Woodley Lewis, 1950
- 9 George Sims, 1949
- Don Burroughs, 1955

**Game**

- 3 Many times, last by Keith Lyle, @ Atlanta, 12/15/96
- 2 Many times, last by Janoris Jenkins, @ Arizona 11/25/12
- 1 Many times, last by Jo-Lonn Dunbar, @ Buffalo, 12/9/12

**Game, Opponent**

- 4 Dave Baker, vs. San Francisco, 12/4/60
- 3 Many times, last by Adrian Wilson and Kerry Rhodes, vs. Arizona, 9/12/10
- 2 Many times, last by Kendrick Lewis, vs. Kansas City, 12/19/10

**Consecutive Games Intercepted By**

- 6 Will Sherman, 1954-55
- 5 Dick (Night Train) Lane, 1952
- 4 Nolan Cromwell, 1980
- Kirk Collins, 1983
- Oshiomogho Atogwe, 2007

**YARDS GAINED****Career**

- 671 Nolan Cromwell, 1977-87
- 654 LeRoy Irvin, 1980-89
- 547 Ed Meador, 1959-70

**Season**

- 298 Dick (Night Train) Lane, 1952
- 275 Woodley Lewis, 1950
- 205 Travis Fisher, 2003

**Season, Rookie**

- 298 Dick (Night Train) Lane, 1952
- 275 Woodley Lewis, 1950
- 152 Jack Morris, 1958

**Game**

- 107 Aaron Martin, vs. San Francisco, 10/18/64
- 106 Anthony Parker, vs. Jacksonville, 10/20/96
- 99 Johnnie Johnson, vs. Green Bay, 9/21/80

**Game, Opponent**

- 111 Ace Parker, vs. Brooklyn, 11/17/40
- 108 Felix Wright, vs. Cleveland, 10/26/87
- 105 Malcolm Jenkins, at New Orleans, 12/12/10

**Longest Returns**

- 99t Johnnie Johnson, vs. Green Bay, 9/21/80
- 97t Herb Rich, vs. Dallas Texans, 11/2/52
- Bobby Smith, vs. San Francisco, 10/18/64
- 95t Will Sherman, vs. Green Bay, 12/16/56

**Longest Return, Opponent**

- 101t Richie Pettibon, @ Chicago, 12/9/62
- Henry Carr, vs. New York Giants, 11/13/66
- 99t Tim Lewis, @ Green Bay, 11/18/84
- Dominique Rodgers-Cromartie, @ Arizona, 12/7/08
- 97t Reggie Rutland, @ Minnesota, 12/15/91

**TOUCHDOWNS****Career**

- 5 Ed Meador, 1959-70
- LeRoy Irvin, 1980-89
- 4 Jack Pardee, 1957-70
- Jim Youngblood, 1973-84
- Rod Perry, 1975-82
- Nolan Cromwell, 1977-87
- Johnnie Johnson, 1980-89
- 3 Many players, last by Janoris Jenkins, 2012-

**Season**

- 3 Monte Jackson, 1976
- Rod Perry, 1978
- Janoris Jenkins, 2012

**FUMBLES****OPPONENTS' FUMBLES RECOVERED****Career**

- 19 Johnnie Johnson, 1980-89
- 18 Ed Meador, 1959-70
- 17 Nolan Cromwell, 1977-87

**Season**

- 5 Andy Robustelli, 1955
- Bill Jabko, 1959
- Ed Meador, 1961
- Johnnie Johnson, 1981
- Brian Young, 2003
- 4 Many times, last by Anthony Parker, 1995
- 3 Many times, last by Oshiomogho Atogwe, 2008

**Longest Fumble Return**

- 98t Toby Wright, @ New Orleans, 10/23/94
- 94t Keith Lyle, @ Atlanta, 9/24/00
- 93t Adam Archuleta, vs. Tampa Bay, 10/18/04

**Longest Fumble Return, Opponent**

- 85t Eric Hill, vs. Phoenix, 9/1/91
- 84t Larry Brink, vs. Chicago Bears, 11/28/54
- 82t Donnie Edwards, vs. San Diego, 11/10/02

**OPPONENTS' FUMBLES RETURNED FOR TOUCHDOWNS****Career**

- 2 Jack Dwyer, 1952-54
- Toby Wright, 1994-97
- Leonard Little, 1998
- 1 Mike Jones, 1997-2000
- Devin Bush, 1999-2001
- Dre' Bly, 1999-2002
- Aeneas Williams, 2001-04
- Adam Archuleta, 2001-05
- Victor Adeyanju, 2006
- Oshiomogho Atogwe, 2008
- Janoris Jenkins, 2012

**SACKS****TOTAL SACKS****Career (Unofficial)**

- 159.5 David (Deacon) Jones, 1961-71
- 151.5 Jack Youngblood, 1971-84
- 94 Merlin Olsen, 1962-76

**Season**

- 22 David (Deacon) Jones, 1964
- David (Deacon) Jones, 1968
- 18 Jack Youngblood, 1979
- 17 Kevin Carter, 1999

**Season, Rookie**

- 8 David (Deacon) Jones, 1961
- 6 Kevin Carter, 1995
- 5 Sean Gilbert, 1992
- 5 Robert Quinn, 2011

**Game**

- 5 Gary Jeter, @ Los Angeles Raiders, 9/18/88
- 4.5 Kevin Greene, @ San Francisco, 12/18/88
- 4 Sean Gilbert, vs. Pittsburgh, 9/12/93
- Leonard Little, vs. Minnesota, 11/30/03

**Game, Opponent**

- 4 Edmund Nelson, vs. Pittsburgh, 9/16/84
- Roy Barker, vs. San Francisco 10/25/98
- Darryl Tapp, @ Seattle 10/21/07
- 3 Many times, last by Chris Clemons, vs. Seattle, 11/20/11

- 2.5 John Rade, @ Atlanta, 11/17/85  
Reggie White, @ Green Bay, 9/3/95  
Kevin Greene, vs. Carolina 11/17/96  
DaShon Polk, @ Houston 11/27/05  
Bryant Young, @ San Francisco 11/18/07  
Brian Orakpo, vs. Washington, 10/2/11  
Isreal Idonije, @ Chicago, 9/23/12

## **TACKLES**

### **COMBINED TACKLES**

#### **Career**

- 915 Merlin Olsen, 1962-76  
897 Jack Reynolds, 1970-80  
896 David (Deacon) Jones, 1961-71

#### **Season**

- 193 London Fletcher, 2000  
189 London Fletcher, 2001  
185 Jim Collins, 1984

## **BLOCKED KICKS**

### **BLOCKED PUNTS**

#### **Career**

- 10 Ed Meador, 1959-70  
8 Jack Youngblood, 1971-84  
David (Deacon) Jones, 1961-71  
6 Ivory Sully, 1979-84  
Nolan Cromwell, 1977-87

#### **Season**

- 4 Ed Meador, 1964  
3 Ed Meador, 1962  
Irv Cross, 1966  
Tony Guillory 1967  
Nolan Cromwell, 1987

# TEAM RECORDS

## GAMES WON

### **Most Consecutive Games Won (Including postseason)**

11 1969  
8 1952, 1967, 2001  
7 1978, 1985, 1999, 2003

### **Most Games Won, Season (Regular Season)**

14 2001  
13 1999  
12 1973, 1975, 1978, 2003

### **Most Consecutive Games Won, Season (Including postseason)**

11 1969  
8 1952, 1967, 2001  
7 1978, 1985, 1999, 2003

### **Most Consecutive Home Games Won (Regular Season)**

15 2002-04  
13 1998-2000  
11 1973-74, 1976-78

### **Most Consecutive Road Games Won (Regular Season)**

9 2000-02  
7 1967-68  
1968-69  
1975-76  
5 1988

## GAMES LOST

### **Most Consecutive Games Lost (Regular Season)**

17 2008-09  
12 1937-38, 1959-60  
11 1991-92

### **Most Consecutive Home Games Lost (Regular Season)**

14 2008-10  
11 1961-63  
8 1997-98

### **Most Consecutive Away Games Lost (Regular Season)**

12 1991-92  
10 1961-62  
9 1956-57, 1964-65, 2008-09

## SCORING

### **Most Points, Season**

540 2000  
526 1999  
503 2001

### **Most Points, Opponent, Season**

471 2000  
465 2008  
438 2007

### **Fewest Points, Season**

75 1937  
116 1941  
131 1938

### **Fewest Points, Opponent, Season**

135 1975  
136 1945  
146 1977

### **Most Points, Game**

70 vs. Baltimore, 10/22/50  
65 vs. Detroit, 10/29/50  
59 vs. Atlanta, 12/4/76  
vs. Atlanta, 11/10/96

### **Most Points, Opponent, Game**

56 @ Philadelphia, 10/8/50  
@ Baltimore, 11/25/56  
54 @ Kansas City, 10/22/00  
52 vs. Chicago, 10/13/63

### **Most Points, Both Teams, Game**

97 Rams 70, Baltimore 27, 10/22/50  
89 Rams 52, New York Giants 37, 11/14/48  
Rams 65, Detroit 24, 10/29/50  
88 Rams 57, vs. San Diego 31 10/1/00  
@ Kansas City 54, Rams 34, 10/22/00

### **Fewest Points, Both Teams, Game**

6 Many times, last @ New Orleans 6, Rams 0, 11/9/86  
7 vs. Chicago Cardinals 7, Rams 0, 11/23/41  
@ Chicago Cardinals 7, Rams 0, 9/13/42  
9 @ Green Bay 6, Rams 3, 11/14/65  
Rams 9, @ Cleveland 0, 11/27/77

### **Most Points Overcome to Win Game**

24 @ Tampa Bay, 12/6/92, (trailed 3-27, won 31-27)  
22 @ Green Bay, 10/12/52, (trailed 6-28, won 30-28)  
21 @ Green Bay, 11/17/57, (trailed 3-24, won 31-27)  
@ Houston, 11/27/05, (trailed 3-24, won 33-27)

### **Most Points, Opponent, Overcome to Win Game**

23 @ Green Bay, 9/12/82, (trailed 23-0, won 35-23)  
21 vs. Denver, 12/12/82, (trailed 21-0, won 27-24)  
18 vs. New Orleans, 10/28/01, (trailed 24-6, won 34-31)

### **Most Points Overcome to Tie Game**

28 vs. Philadelphia, 10/3/48, (trailed 0-28, tied 28-28)  
17 @ Chicago Cardinals, 11/15/53, (trailed 17-0, tied 24-24)  
14 @ Chicago Bears, 10/13/46, (trailed 24-10, tied 24-24)  
@ Chicago Cardinals, 11/20/49, (trailed 28-14, tied 28-28)  
@ Minnesota, 11/25/62, (trailed 24-10, tied 24-24)

### **Most Points, First Half**

44 vs. Green Bay, 9/21/80  
38 vs. Green Bay, 9/24/89  
36 vs. St. Louis, 12/15/85

### **Most Points, Opponent, First Half**

42 @ Baltimore, 11/25/56  
40 @ New York Jets, 11/9/08  
38 @ San Francisco, 10/28/51

### **Most Points, Both Teams, First Half**

55 vs. New York Yanks, 11/18/51 (Rams 34, Yanks 21)  
vs. Detroit, 10/30/60 (Rams 34, Lions 21)  
51 vs. Green Bay, 9/21/80 (Rams 44, Packers 7)  
50 vs. Atlanta, 10/15/00 (Rams 29, Falcons 21)

### **Most Points, Second Half**

41 vs. Detroit, 10/29/50  
38 vs. Chicago, 11/4/51  
35 vs. Baltimore, 10/22/50  
vs. Green Bay, 12/3/50  
vs. Atlanta, 12/4/76

### **Most Points, Opponent, Second Half**

35 vs. Minnesota, 11/17/72  
@ Green Bay, 9/12/82  
33 vs. St. Louis, 9/23/60  
31 vs. Cleveland, 10/7/51  
vs. San Francisco, 10/23/83  
vs. Green Bay, 9/24/89

### **Most Points, Both Teams, Second Half**

56 vs. Minnesota, 11/17/72 (Vikings 35, Rams 21)  
55 vs. Detroit, 10/29/50 (Rams 41, Lions 14)  
@ New York Giants, 11/19/50 (Giants 28, Rams 27)  
52 @ New York Giants, 11/14/48 (Rams 31, Giants 21)  
vs. Chicago Cardinals, 11/11/51 (Rams 38, Cardinals 14)

\*NFL Record  
† Ties NFL Record

**Most Points, First Quarter**

- 26 vs. Green Bay, 12/12/53
- 24 vs. Seattle, 10/31/76
- vs. New England, 11/2/80
- 21 Many times, last vs. Dallas, 10/19/08

**Most Points, Opponent, First Quarter**

- 28 @ Oakland, 10/29/72
- 21 Twice, last vs. Baltimore, 9/25/11
- 20 @ Kansas City, 10/22/00

**Most Points, Both Teams, First Quarter**

- 34 vs. Baltimore, 10/22/50 (Rams 21, Colts 13)
- 33 vs. Green Bay, 12/12/53 (Rams 26, Packers 7)
- 28 vs. New Orleans, 12/5/71 (Rams 21, Saints 7)
- @ Oakland, 10/29/72 (Raiders 28, Rams 0)
- vs. Dallas, 10/19/08 (Rams 21, Cowboys 7)

**Most Points, Second Quarter**

- 37 vs. Green Bay, 9/21/80
- 28 @ New Orleans, 10/7/79
- @ Atlanta, 12/9/79
- vs. Green Bay, 9/24/89
- vs. Indianapolis, 12/30/01
- 24 vs. Green Bay, 12/14/58
- vs. Detroit, 10/30/60
- vs. Pittsburgh, 9/22/68

**Most Points, Opponent, Second Quarter**

- 28 Many times, last @ San Francisco, 11/16/08
- 24 vs. Arizona, 11/2/08
- 23 vs. Minnesota, 12/16/12

**Most Points, Both Teams, Second Quarter**

- 45 vs. Detroit, 10/30/60 (Rams 24, Lions 21)
- 44 vs. Green Bay, 9/21/80 (Rams 37, Packers 7)
- 42 @ Detroit, 10/12/58 (Rams 21, Lions 21)

**Most Points, Third Quarter**

- \*41 vs. Detroit, 10/29/50
- 28 vs. Chicago Cards, 11/11/51
- 21 Many times, last vs. New Orleans, 8/31/97

**Most Points, Opponent, Third Quarter**

- 25 vs. New Orleans, 10/28/01
- 21 Many times, last @ Dallas, 9/30/07
- 20 Three times, last vs. San Francisco, 10/22/95

**Most Points, Both Teams, Third Quarter**

- 48 vs. Detroit, 10/29/50 (Rams 41, Lions 7)
- 31 @ New York Giants, 11/14/48 (Giants 21, Rams 10)
- @ Chicago, 11/3/86 (Rams 17, Bears 14)
- 28 Many times, last @ Cleveland, 12/12/90 (Rams 14, Browns 14)

**Most Points, Fourth Quarter**

- 28 vs. Chicago, 10/26/52
- vs. San Francisco, 12/30/02
- 24 @ Green Bay, 10/12/52
- @ Green Bay, 10/18/59
- @ Atlanta, 11/19/67
- 21 Many times, last vs. New Orleans, 10/23/05

**Most Points, Opponent, Fourth Quarter**

- 28 vs. San Francisco, 10/23/83
- 23 @ Oakland, 12/18/82
- 22 vs. Arizona, 11/20/05
- @ New Orleans, 11/11/07

**Most Points, Both Teams, Fourth Quarter**

- 38 @ New York Yanks, 11/19/50 (Yanks 21, Rams 17)
- 35 vs. Minnesota, 11/17/72 (Vikings 21, Rams 14)
- vs. San Francisco, 10/23/83 (49ers 28, Rams 7)
- 34 @ San Francisco, 10/4/92 (Rams 17, 49ers 17)

**TOUCHDOWNS****Most Touchdowns, Season**

- 67 2000
- 66 1999
- 64 1950

**Fewest Touchdowns, Season**

- 10 1937
- 16 1941
- 17 2009

**Most Touchdowns, Game**

- †10 vs. Baltimore, 10/22/50
- 9 vs. Detroit, 10/29/50
- 8 Five times, last vs. Atlanta 11/10/96

**Most Touchdowns, Opponents, Game**

- 8 @ Philadelphia, 10/8/50
- @ Baltimore, 11/25/56
- 7 @ San Francisco, 12/27/87
- @ Kansas City, 10/22/00
- @ Kansas City, 12/8/02
- 6 Many times, last vs. New England, 10/28/12

**Most Touchdowns, Both Teams, Game**

- 14 vs. Baltimore, 10/22/50 (Rams 10, Colts 4)
- 12 @ New York Giants, 11/14/48 (Rams 7, Giants 5)
- vs. Washington, 12/11/49 (Rams 8, Redskins 4)
- vs. Detroit, 10/29/50 (Rams 9, Lions 3)
- @ Kansas City, 10/22/00 (Chiefs 7, Rams 5)
- 11 Six times, last vs. San Francisco, 10/23/83 (49ers 6, Rams 5)

**POINTS AFTER TOUCHDOWNS****Most Points After Touchdowns, Season**

- 64 1999
- 59 1950
- 58 2000, 2001

**Most Points After Touchdowns, Game**

- \*10 vs. Baltimore, 10/22/50
- 8 vs. Detroit, 10/29/50
- vs. San Francisco, 11/9/58
- vs. Atlanta, 11/10/96
- 7 Many times, last vs. New York Giants, 11/13/66

**Most Points After Touchdowns, Opponent, Game**

- 8 @ Philadelphia, 10/8/50
- @ Baltimore, 11/25/56
- 7 @ San Francisco, 12/27/87
- @ Kansas City, 12/8/02
- 6 Many times, last vs. New England, 10/28/12

**TWO-POINT CONVERSIONS****Most Two-Point Conversions, Season**

- 5 2012
- 4 1998, 2000, 2004
- 2 1994, 1995, 1996, 1999, 2001, 2005

**Most Two-Point Conversions, Opponents, Season**

- 7 1997
- 3 1994, 2000
- 2 1988, 2007

**Most Two-Point Conversions, Game**

- \*4 vs. Atlanta, 10/15/00
- 1 25 times, last vs. Minnesota, 12/16/12

**Most Two-Point Conversions, Opponent, Game**

- 2 @ New Orleans, 11/11/07
- 1 Many times, last vs. Atlanta, 11/21/10

**Most Two-Point Conversion Attempts, Season**

- 9 2000
- 6 1995, 2012
- 5 1994

**Most Two-Point Conversion Attempts, Opponent, Season**

- 8 1997
- 6 2000
- 4 1994, 2007

## FIELD GOALS

### Most Field Goals Attempted, Season

†49 1966  
47 1973  
45 1970

### Most Field Goals Attempted, Opponent, Season

39 2007  
38 2010  
37 1993, 2011, 2012

### Most Field Goals Attempted, Game

7 vs. Detroit, 12/9/51  
vs. Denver, 9/10/06  
6 Many times, last @ New Orleans, 11/26/72  
5 Many times, last @ Cleveland, 12/8/03

### Most Field Goals Attempted, Opponent, Game

7 vs. Baltimore, 12/4/54  
vs. Minnesota, 11/5/89  
6 Many times, last vs. New Orleans, 9/26/04  
5 Many times, last vs. Minnesota, 12/16/12

### Most Field Goals Made, Game

6 vs. Denver, 9/10/06  
5 vs. Detroit, 12/9/51  
vs. San Diego, 10/1/00  
4 Many times, last vs. Seattle, 9/30/12

### Most Field Goals Made, Opponent, Game

†7 vs. Minnesota, 11/5/89  
5 vs. Dallas, 12/21/87  
vs. New Orleans, 9/26/04  
@ Baltimore, 10/14/07  
vs. Minnesota, 12/16/12  
4 Many times, last at Tampa Bay, 10/24/10

## SAFETIES

### Most Safeties, Game

\*3 vs. New York Giants, 9/30/84  
2 vs. Green Bay, 10/21/73  
2 @ Arizona, 11/6/11  
1 Many times, last vs. San Francisco, 12/2/12

### Most Safeties, Game, Opponent

2 @ San Francisco, 9/8/96  
1 Many times, last vs. San Francisco, 12/26/10

## FIRST DOWNS

### Most First Downs, Season

380 2000  
357 2001  
335 1999, 2003

### Most First Downs, Opponent, Season

333 1994  
2009  
329 1996  
327 2012

### Fewest First Downs, Season

88 1937  
101 1938  
103 1942

### Fewest First Downs, Opponent, Season

116 1944  
124 1939  
129 1945

### Most First Downs, Game

38 vs. New York Giants, 11/13/66  
34 vs. New York Yanks, 9/28/51  
vs. Arizona, 9/28/03  
33 vs. Green Bay, 12/16/56

### Most First Downs, Opponent, Game

36 vs. Jacksonville, 10/20/96  
32 @ San Francisco, 11/20/94  
30 vs. Phoenix, 10/2/88

## Most First Downs, Both Teams, Game

58 vs. Chicago Bears, 10/24/54 (Rams 30, Bears 28)  
57 @ New York Yanks, 11/19/50 (Rams 32, Yanks 25)  
55 vs. Buffalo, 12/10/95 (Bills 28, Rams 27)  
vs. Minnesota, 12/10/00 (Rams 32, Vikings 23)

## Fewest First Downs, Game

2 vs. Washington, 11/21/37  
3 Four times, last @ Detroit, 9/24/40  
4 Four times, last @ Detroit, 12/14/69

## Fewest First Downs, Opponent, Game

1 @ Seattle, 11/4/79  
2 vs. Atlanta, 9/23/73  
4 vs. Chicago Cardinals, 9/17/38  
vs. Chicago Cardinals, 10/22/39

## Fewest First Downs, Both Teams, Game

12 vs. Chicago Cards, 10/3/37 (Rams 3, Cardinals 9)  
13 @ Detroit, 10/15/44 (Rams 7, Lions 7)  
15 Many times, last @ San Francisco, 11/21/76  
(Rams 8, 49ers 7)

## Most First Downs, Rushing, Season

177 1973  
148 1983  
144 1980

## Fewest First Downs, Rushing, Season

†36 1942  
51 1944  
61 1982

## Fewest First Downs, Rushing, Opponent, Season

53 1999  
63 1966  
64 1966, 1970

## Most First Downs, Rushing, Game

21 @ New Orleans, 11/25/73  
19 vs. Atlanta, 12/4/76  
18 Three times, last @ Seattle, 11/4/79

## Most First Downs, Rushing, Game, Opponent

20 @ Washington, 11/25/51  
18 vs. New Orleans, 12/16/79  
vs. Detroit, 9/7/80  
17 @ Detroit, 10/12/58

## Fewest First Downs, Rushing, Game

0 @ San Francisco, 12/6/64  
vs. New York Jets, 11/15/70  
@ Detroit, 11/17/91  
@ Kansas City, 12/8/02  
1 Many times, last vs. Seattle, 11/20/11  
2 Many times, last vs. Green Bay, 10/21/12

## Fewest First Downs, Rushing, Opponent, Game

0 Many Times, last @ Seattle, 11/4/79  
1 Many Times, last @ San Francisco, 11/18/07  
2 Many times, last @ Miami, 10/14/12

## Most First Downs, Passing, Season

247 2000  
236 2001  
219 2002

## Most First Downs, Passing, Opponent, Season

198 1944  
197 2012  
195 2000

## Fewest First Downs, Passing, Season

23 1937  
43 1944  
44 1941

## Fewest First Downs, Passing, Opponent, Season

28 1937  
41 1938, 1944  
43 1939

**Most First Downs, Passing, Game**

23 vs. Minnesota, 12/16/12  
 22 @ New York Giants, 10/2/05  
 21 Many times, last vs. San Diego, 10/1/00  
 20 Many times, last @ New Orleans, 11/11/07

**Most First Downs, Opponent, Passing, Game**

24 vs. Jacksonville, 10/20/96  
 23 @ Detroit Lions, 9/9/12  
 20 @ San Francisco, 10/3/04

**Fewest First Downs, Passing, Game**

0 @ San Francisco, 10/10/71  
 1 Many times, last vs. Detroit, 10/19/86  
 2 Many times, last @ New Orleans, 9/15/91

**Fewest First Downs, Passing, Opponent, Game**

0 @ Pittsburgh, 11/13/49  
 vs. Atlanta, 9/23/73  
 1 Many times, last @ Seattle, 11/4/79  
 2 Many times, last vs. Atlanta, 10/26/86

**Most First Downs, Penalty, Season**

36 1998  
 31 1990  
 1994  
 29 1981, 2010, 2011

**Most First Downs, Penalty, Opponent, Season**

35 1997  
 33 1969  
 32 1981, 1994

**Fewest First Downs, Penalty, Season**

5 1953  
 6 1938  
 7 1940, 1942

**Fewest First Downs, Penalty, Opponent, Season**

4 1938, 1940  
 5 1937  
 6 1944

**NET YARDS GAINED RUSHING/PASSING****Most Yards Gained, Season**

\*7,075 2000  
 6,690 2001  
 6,412 1999

**Most Yards Gained, Opponent, Season**

5,965 2009  
 5,950 2008  
 5,734 2011

**Fewest Yards Gained, Season**

1,794 1937  
 2,253 1938  
 2,286 1941

**Fewest Yards Gained, Opponent, Season**

2,519 1945  
 2,717 1937  
 2,785 1939

**Most Yards Gained, Game**

735 vs. New York Yanks, 9/28/51  
 614 vs. San Diego, 10/1/00  
 613 @ New York Yanks, 11/19/50

**Most Yards Gained, Opponent, Game**

582 vs. Cincinnati, 10/7/90  
 574 @ Baltimore, 11/25/56  
 541 @ Green Bay, 10/18/42

**Most Yards Gained, Both Teams, Game**

\*1,113 @ New York Yanks, 11/19/50 (Rams 636, Yanks 497)  
 995 vs. San Diego, 10/1/00 (Rams 614, Chargers 381)  
 937 vs. Denver, 9/4/00 (Rams 514, Broncos 424)

**Fewest Yards Gained, Game**

58 @ Chicago Bears, 11/29/42  
 81 vs. Chicago Cards 10/3/37  
 86 vs. Washington, 11/21/37

**Fewest Yards Gained, Opponent, Game**

\*-7 @ Seattle, 11/4/79  
 63 vs. Green Bay, 10/21/73  
 68 @ Chicago Cards, 10/22/39

**Most Consecutive Games, 300 or More Yards**

30 2000-02  
 29 1949-51  
 22 1999-2000

**RUSHING****ATTEMPTS****Most Rushing Attempts, Season**

659 1973  
 621 1977  
 615 1980

**Most Rushing Attempts, Game**

65 @ Minnesota, 9/19/76  
 63 @ Seattle, 11/4/79  
 61 vs. New Orleans, 10/16/77

**YARDS****Most Yards Gained Rushing, Season**

2,925 1973  
 2,864 1984  
 2,799 1980

**Most Yards Gained Rushing, Opponent, Season**

2,475 2008  
 2,440 1961  
 2,427 2011

**Fewest Yards Gained Rushing, Season**

798 1938  
 875 1942  
 929 1941

**Fewest Yards Gained Rushing, Opponent, Season**

1,119 1967  
 1,189 1999  
 1,202 1982

**Most Yards Gained Rushing, Game**

371 @ New York Yanks, 11/18/51  
 340 @ New Orleans, 11/25/73  
 337 vs. Carolina, 11/11/01

**Most Yards Gained Rushing, Opponent, Game**

352 @ Washington, 11/25/51  
 330 @ Cleveland, 11/24/57  
 vs. Detroit, 9/7/80

307 vs. New Orleans, 11/18/81

**Most Yards Gained Rushing, Both Teams, Game**

\*595 vs. New York Yanks, 11/18/50 (Rams 371, Yanks 224)  
 548 vs. Minnesota 11/5/61 (Rams 295, Vikings 253)  
 506 @ Green Bay, 10/22/44 (Packers 294, Rams 212)

**Fewest Yards Gained Rushing, Game**

-29 @ Washington, 10/11/42  
 6 vs. Arizona, 11/20/05  
 10 @ Chicago Bears, 11/29/42

**Fewest Yards Gained Rushing, Opponent, Game**

1 vs. Chicago Bears, 10/26/52  
 6 vs. New York Giants, 11/12/89  
 8 vs. New York Giants, 9/30/84

**Fewest Yards Gained Rushing, Both Teams, Game**

62 @ San Francisco, 12/6/64 (Rams 15, 49ers 47)  
 78 @ Detroit, 11/7/99 (Rams 57, Detroit 21)  
 82 vs. New Orleans, 9/6/98 (Rams 47, New Orleans 35)

## TOUCHDOWNS

### Most Touchdowns Rushing, Season

28 1950  
26 2000  
24 1954

### Most Touchdowns Rushing, Opponent, Season

26 1961, 2008  
24 2009  
22 1992, 1996, 2005

### Most Touchdowns, Rushing, Game

7 vs. Atlanta, 12/4/76  
6 vs. New York Yanks, 11/18/51  
5 vs. Chicago, 10/24/54  
@ Detroit, 10/12/58  
vs. Minnesota, 12/10/00

### Most Touchdowns, Rushing, Opponent, Game

6 vs. Cleveland, 11/24/57  
5 vs. Detroit, 10/30/60  
vs. Detroit, 9/7/80  
@ Pittsburgh, 11/3/96  
4 Many times, last @ Indianapolis, 10/17/05

### Most Touchdowns Rushing, Both Teams, Game

8 vs. New York Yanks, 11/18/51 (Rams 6, Yanks 2)  
7 @ Cleveland, 11/24/57 (Rams 1, Browns 6)  
@ Detroit, 10/12/58 (Rams 5, Lions 2)  
vs. Atlanta, 12/4/76 (Rams 7, Falcons 0)  
vs. Detroit, 9/7/80 (Rams 2, Lions 5)  
6 Many times, last @ Tampa Bay, 12/18/00 (Rams 3, Buccaneers 3)

## PASSING

### ATTEMPTS

#### Most Passes Attempted, Season

635 2002  
632 1995  
600 2003

#### Fewest Passes Attempted, Season

168 1937  
199 1945  
208 1944

#### Most Passes Attempted, Game

62 @ New York Giants, 10/2/05  
61 vs. Buffalo, 12/10/95  
56 @ San Francisco, 9/11/05

#### Most Passes Attempted, Opponent, Game

64 vs. Philadelphia, 11/6/49  
58 @ Arizona, 9/29/96  
vs. Atlanta, 12/2/07  
55 vs. Chicago, 12/26/99

#### Most Passes Attempted, Both Teams, Game

97 vs. Chicago, 12/26/99 (Bears 55, Rams 42)  
@ New York Giants, 10/2/05 (Rams 62, Giants 35)  
96 vs. Cardinals, 9/12/10 (Cardinals 41, Rams 55)  
93 vs. Atlanta, 12/2/07 (Rams 35, Atlanta 58)

#### Fewest Passes Attempted, Game

4 vs. Detroit, 9/10/37  
6 vs. Chicago Cards, 11/5/39  
@ New York Giants, 11/10/40  
8 vs. Chicago Bears, 10/9/38  
@ San Francisco, 11/21/76

#### Fewest Passes Attempted, Opponent, Game

†0 vs. Detroit, 9/10/37  
@ Pittsburgh, 11/13/49  
6 @ Brooklyn, 9/20/39  
7 vs. Chicago Cards, 11/5/39  
vs. Baltimore, 12/18/65

### Fewest Passes Attempted, Both Teams, Game

4 vs. Detroit, 9/10/37 (Rams 4, Lions 0)  
24 vs. Atlanta, 9/23/73 (Rams 15, Falcons 9)  
25 Many times, last @ Pittsburgh, 11/13/49 (Rams 25, Steelers 0)

## COMPLETIONS

### Most Passes Completed, Season

408 2002  
392 2005  
380 2000

### Most Passes Completed, Game

40 @ New York Giants, 10/2/05  
36 vs. San Diego, 11/10/02  
35 vs. San Francisco, 10/27/85  
@ Seattle, 9/10/00  
@ Green Bay, 11/29/04  
vs. Minnesota, 12/16/12

### Most Passes Completed, Opponent, Game

37 @ New York Jets, 9/25/83  
vs. Jacksonville, 10/20/96  
@ Arizona, 9/29/96  
36 vs. New England, 11/16/86  
34 @ St. Louis, 11/4/84

### Most Passes Completed, Both Teams, Game

60 @ Philadelphia, 9/9/01 (Rams 28, Eagles 32)  
59 vs. Chicago, 12/26/99 (Rams 27, Bears 32)  
@ New York Giants, 10/2/05 (Rams 40, Giants 19)  
57 @ Baltimore, 10/27/96 (Rams 26, Ravens 31)

### Fewest Passes Completed, Game

1 Many times, last @ New York Giants, 11/10/40  
2 @ San Francisco, 10/10/71  
3 Many times, last @ San Francisco, 11/21/76

### Fewest Passes Completed, Opponent, Game

†0 vs. Pittsburgh, 11/13/49  
2 Many times, last @ Seattle, 11/4/79  
3 Many times, last @ Chicago, 9/24/72

### Fewest Passes Completed, Both Teams, Game

1 vs. Detroit, 9/10/37 (Rams 1, Lions 0)  
4 vs. Chicago Bears, 10/9/38 (Rams 1, Bears 3)  
6 vs. Chicago Cards, 10/3/37 (Rams 3, Cardinals 3)  
vs. Pittsburgh, 10/29/39 (Rams 1, Steelers 5)

## YARDS

### Most Yards Gained, Passing, Season

\*5,492 2000  
4,903 2001  
4,480 2002

### Most Yards Gained, Passing, Opponent, Season

4,085 2000  
4,024 1989  
3,913 2009

### Fewest Yards Gained, Passing, Season

839 1937  
1,261 1944  
1,352 1941

### Fewest Yards Gained, Passing, Opponent, Season

883 1937  
1,248 1938  
1,249 1939

### Most Yards Gained, Passing, Game

541 vs. New York Yanks, 9/28/51  
506 vs. Chicago, 12/26/82  
453 vs. San Diego, 11/10/02

### Most Yards Gained, Passing, Opponent, Game

483 vs. Cincinnati, 10/7/90  
475 vs. San Francisco, 11/28/93  
439 vs. San Francisco, 12/11/89



**Most Yards Gained, Passing, Both Teams, Game**

847 vs. Cincinnati, 10/7/90 (Rams 364, Bengals 483)  
 784 vs. San Diego, 10/1/00 (Rams 451, Chargers 333)  
 769 vs. Chicago 12/26/82 (Rams 506, Bears 263)

**Fewest Yards Gained, Passing, Game**

-18 @ San Francisco, 10/10/71  
 -5 @ Dallas Texans, 11/9/52  
 18 vs. Pittsburgh, 10/29/39

**Fewest Yards Gained, Passing, Opponent, Game**

-30 @ Seattle, 11/4/79  
 -1 @ Green Bay, 10/13/74  
 0 vs. Detroit, 9/10/37  
 @ Pittsburgh, 11/13/49

**Fewest Yards Gained, Passing, Both Teams, Game**

20 vs. Detroit, 9/10/37 (Rams 20, Lions 0)  
 28 @ Dallas Texans, 11/9/52 (Rams -5, Texans 33)  
 44 @ San Francisco, 11/21/76 (Rams 26, 49ers 18)

**COMPLETION PERCENTAGE****Highest Completion Percentage, Season**

68.8 2001  
 66.2 2012  
 65.4 2005

**Highest Completion Percentage, Opponent, Season**

65.7 2012  
 63.3 2002  
 62.6 2008  
 62.3 1982

**Highest Completion Percentage, Game (10 att.)**

88.9 @ San Francisco, 11/7/54  
 87.0 vs. San Francisco, 10/10/99  
 85.7 vs. New York Giants, 10/18/92

**Highest Completion Percentage, Opponent, Game (10 att.)**

91.3 vs. Cleveland, 12/26/93  
 81.8 vs. Green Bay, 12/17/60  
 81.0 vs. San Francisco, 11/18/62  
 vs. Pittsburgh, 12/20/07

**HAD INTERCEPTED****Fewest Passes Had Intercepted, Season**

7 1969  
 8 2006  
 10 2011

**Most Passes Had Intercepted, Season**

35 1941  
 34 1938  
 32 1981

**Most Passes Had Intercepted, Game**

7 Many times, last vs. Detroit, 10/26/58  
 6 Many times, last @ Carolina, 12/12/04  
 5 Many times, last @ Tennessee, 12/13/09

**TOUCHDOWNS****Most Touchdowns, Passing, Season**

42 1999  
 37 2000, 2001  
 31 1950, 1980, 1988

**Most Touchdowns, Passing, Game**

6 vs. New York Bulldogs, 11/27/49  
 vs. Washington, 12/11/49  
 vs. Detroit, 10/29/50  
 5 Many times, last vs. San Diego, 10/1/00  
 4 Many times, last vs. Washington, 12/24/06

**Most Touchdowns, Passing, Opponent, Game**

5 vs. St. Louis, 9/23/60  
 vs. Chicago, 10/13/63  
 vs. Miami, 12/14/86  
 @ San Francisco, 12/27/87  
 4 Many times, last vs. New England, 10/28/12  
 3 Many times, last at Green Bay, 10/16/11

**SACKS****TOTAL SACKS****Most Sacks, Season**

57 1999  
 56 1980, 1985, 1988  
 53 1970

**Fewest Sacks, Season**

17 1991  
 18 1982  
 25 2009  
 26 1994

**Most Sacks, Game**

10 vs. Atlanta, 9/28/69  
 vs. San Diego, 10/4/70  
 9 Many times, last vs. Arizona, 10/4/12  
 8 Three times, last vs. Minnesota, 11/30/03

**Most Sacks, Opponent, Game**

11 @ Baltimore, 11/22/64  
 10 @ San Francisco, 12/6/74  
 vs. San Francisco, 10/11/76  
 9 @ New Orleans, 12/1/85

**Most Sacks, Both Teams, Game**

16 @ Baltimore, 11/22/64 (Rams 5, Colts 11)  
 14 @ New Orleans, 10/24/76 (Rams 9, Saints 5)  
 13 vs. Tampa Bay, 11/5/78 (Rams 9, Buccaneers 4)

**INTERCEPTIONS****TOTAL INTERCEPTIONS****Most Interceptions, Season**

38 1952  
 32 1967, 1976  
 31 1950, 1955

**Most Interceptions, Game**

7 vs. Detroit, 11/26/44  
 vs. Green Bay, 11/11/45  
 @ Chicago Bears, 10/9/49  
 vs. San Francisco, 10/18/64  
 6 @ Pittsburgh, 12/4/38  
 @ New York Yanks, 11/19/50  
 @ Dallas, 11/9/52  
 @ Kansas City, 10/20/85  
 @ Atlanta, 12/15/96  
 5 Many times, last @ Tennessee, 12/13/09

**YARDS GAINED****Most Yards, Season**

712 1952  
 567 1999  
 546 1980

**Most Yards, Opponent, Season**

518 1952  
 497 1995  
 492 2002

**Fewest Yards, Season**

5 1959  
 15 1938  
 24 1939

**Fewest Yards, Opponent, Season**

27 1938  
 40 1969  
 61 1939

**Most Yards, Game**

314 vs. San Francisco, 10/18/64  
 225 vs. Green Bay, 9/21/80  
 177 vs. Jacksonville, 10/20/96

**Most Yards, Opponent, Game**

182 vs. Dallas Texans, 11/2/52  
 171 @ San Francisco, 11/26/95  
 149 @ Chicago, 10/11/64

**Most Yards, Both Teams, Game**

338 vs. San Francisco, 10/18/64 (Rams 314, 49ers 24)  
 308 vs. Dallas Texans, 11/2/52 (Rams 126, Texans 182)  
 244 vs. Detroit, 11/1/53 (Rams 129, Lions 115)

**TOUCHDOWNS****Most Touchdowns By Interceptions, Both Teams, Game**

3 vs. Detroit, 11/1/53 (Rams 2, Lions 1)  
 @ Arizona, 12/30/07 (Rams 1, Cardinals 2)  
 2 Many times, last @ Arizona, 11/23/03 (Rams 1, Cardinals 1)

**PUNTING****TOTAL PUNTS****Most Punts, Season**

106 2011  
 98 1986  
 95 1979, 1997, 1998

**Most Punts, Opponents, Season**

108 1979  
 104 1978  
 96 1986

**Most Punts, Game**

12 vs. Chicago Bears, 10/9/38  
 vs. Green Bay, 11/26/39  
 @ New York, 11/10/40  
 @ San Francisco, 11/21/76  
 11 Many times, last @ vs. San Francisco, 1/3/2010  
 10 Many times, last vs. Seattle, 11/20/11

**Most Punts, Opponent, Game**

14 vs. New York Yanks, 9/28/51  
 12 Three times, last vs. Chicago Cardinals, 11/23/41  
 11 Many times, last @ Seattle, 11/4/79

**AVERAGE YARDAGE****Highest Average Distance, Punting, Season**

49.6 2008  
 47.2 2007  
 46.8 2009

**Highest Average Distance, Punting, Game (4 punts)**

56.9 vs. Arizona, 10/4/12  
 56.2 vs. Buffalo, 9/28/08  
 55.7 vs. New York Giants, 9/14/08  
 56.0 vs. Arizona, 10/7/07

**Highest Avg. Distance, Punting, Opponent, Game (4 punts)**

57.3 @ Chicago Bears, 11/16/52  
 55.8 @ Detroit 10/10/54  
 55.3 @ Washington, 10/26/41

**PUNT RETURNS****TOTAL RETURNS****Most Punt Returns, Season**

67 1978  
 62 1970  
 58 1969, 1979

**Most Punt Returns, Opponents, Season**

60 1963, 1997  
 59 1979  
 58 1998

**Fewest Punt Returns, Season**

14 1961  
 19 1993  
 22 1982

**Fewest Punt Returns, Opponent, Season**

17 2001  
 22 1972  
 23 1999

**Most Punt Returns, Game**

8 Many times, last @ San Francisco, 10/25/81  
 7 Many times, last @ Tennessee, 10/31/99  
 6 Many times, last vs. San Francisco, 9/7/97

**Most Punt Returns, Opponent, Game**

9 vs. Baltimore, 11/22/64  
 vs. Minnesota, 12/2/79  
 @ Philadelphia, 9/7/08  
 8 @ Detroit, 9/27/42  
 @ Chicago Bears, 11/29/42  
 7 Many times, last vs. Seattle, 11/20/11

**Most Punt Returns, Both Teams, Game**

15 @ Detroit, 9/27/42 (Rams 7, Lions 8)  
 @ Baltimore, 11/27/66 (Rams 8, Colts 7)  
 14 @ Atlanta, 9/12/76 (Rams 7, Falcons 7)  
 13 vs. Chicago, 11/23/75 (Rams 7, Bears 6)  
 @ Atlanta, 9/18/77 (Rams 8, Falcons 5)  
 @ Tampa Bay, 9/23/79 (Rams 7, Buccaneers 6)  
 vs. Minnesota, 12/2/79 (Rams 4, Vikings 9)

**FAIR CATCHES****Most Fair Catches, Season**

25 1998, 1999, 2011  
 24 1989, 2011  
 23 1997, 2005

**Most Fair Catches, Opponent, Season**

30 1968, 1986  
 28 2011  
 22 1985, 2006  
 21 1984, 1988, 1991, 2010

**Most Fair Catches, Game**

4 Many times, last vs. Seattle, 11/20/11  
 3 Many times, last at San Francisco, 10/4/09  
 2 Many times, last at San Francisco, 11/14/10

**Most Fair Catches, Opponent, Game**

5 Four times, last at San Francisco, 11/14/10  
 4 Many times, last at Pittsburgh, 12/2/11  
 3 Many times, last vs. Atlanta, 11/21/10

**Most Fair Catches, Both Teams, Game**

8 @ Baltimore, 11/8/71 (Rams 3, Colts 5)  
 7 Many times, last @ SF, 11/14/10 (Rams 2, 49ers 5)  
 6 Many times, last @ San Francisco, 9/17/06 (Rams 2, 49ers 4)

**YARDS GAINED****Most Yards, Punt Returns, Season**

711 1978  
 676 1981  
 640 1947

**Most Yards, Punt Returns, Opponent, Season**

681 1963  
 652 1998  
 637 1994

**Fewest Yards, Punt Returns, Season**

102 1993  
 129 1960  
 143 2004

**Fewest Yards, Punt Returns, Opponent, Season**

55 1972  
 67 1971  
 116 1977

**Most Yards, Punt Returns, Game**

219 @ Atlanta, 10/11/81  
 166 @ San Francisco, 10/25/81  
 147 @ Cincinnati 10/3/99

**Most Yards, Punt Returns, Opponents, Game**

155 vs. Washington, 9/21/63  
 148 @ Buffalo, 11/21/04  
 141 @ Green Bay, 10/9/94

**Most Yards, Punt Returns, Both Teams, Game**

\*282 @ Atlanta, 10/11/81 (Rams 219, Falcons 63)  
 198 @ Chicago Bears, 10/10/48 (Rams 69, Bears 129)  
 189 @ Kansas City, 12/8/02 (Rams 94, Chiefs 95)

**TOUCHDOWNS****Most Touchdowns, Punt Returns, Season**

3 1981  
 2 1947, 1949, 1952, 1984, 1992, 1996  
 1 1998, 1999, 2000, 2007

**Most Touchdowns, Punt Returns, Opponent, Season**

3 1951, 1994  
 2 1993, 2002, 2003, 2011

**Most Touchdowns, Punt Returns, Game**

†2 @ Atlanta, 10/11/81  
 vs. Atlanta, 12/27/92

**Most Touchdowns, Punt Returns, Game, Opponent**

2 @ Detroit, 10/14/51  
 1 Many times, last vs. San Francisco, 12/26/19

**KICKOFF RETURNS****Most Kickoff Returns, Season**

84 2004  
 82 2007  
 80 2008

**Most Kickoff Returns, Opponent, Season**

86 2001  
 85 1999  
 84 1989

**Fewest Kickoff Returns, Season**

26 1945  
 33 1977  
 34 1975

**Fewest Kickoff Returns, Opponent, Season**

19 1941  
 27 1942  
 35 1955

**Most Kickoff Returns, Game**

9 vs. New Orleans, 10/28/01  
 at Tennessee, 12/13/09  
 at Detroit, 10/10/10  
 8 Many times, last vs. Pittsburgh, 12/20/07  
 7 Many times, last vs. Atlanta, 11/21/10

**Most Kickoff Returns, Opponent, Game**

9 vs. San Diego, 10/1/00  
 8 Many times, last vs. Green Bay, 9/27/09  
 7 Many times, last vs. Indianapolis, 10/25/09

**Most Kickoff Returns, Both Teams, Game**

15 vs. New Orleans, 10/28/01 (Rams 9, Saints 6)  
 14 vs. Chicago Bears, 10/24/54 (Rams 7, Bears 7)  
 @ San Francisco, 11/7/54 (Rams 7, 49ers 7)  
 @ New Orleans, 10/23/94 (Rams 7, Saints 7)  
 vs. San Diego, 10/1/00 (Rams 5, Chargers 9)  
 @ Kansas City, 10/22/00 (Rams 8, Chiefs 6)

**YARDS GAINED****Most Yards, Kickoff Returns, Season**

1,938 2007  
 1,764 2009  
 1,761 2008

**Most Yards, Kickoff Returns, Opponent, Season**

2,194 2001  
 2,115 1999  
 1,888 2000

**Fewest Yards, Kickoff Returns, Season**

448 1945  
 690 1949  
 705 1977

**Fewest Yards, Kickoff Returns, Opponent, Season**

463 1941  
 545 1942  
 671 1940, 1991

**Most Yards, Kickoff Returns, Game**

267 @ Kansas City, 10/22/00  
 254 vs. Chicago, 10/13/63  
 239 vs. St. Louis, 11/14/76

**Most Yards, Kickoff Returns, Opponent, Game**

362 vs. Detroit, 10/29/50  
 304 @ New Orleans, 10/23/94  
 263 @ New York Giants, 11/11/48

**Most Yards, Kickoff Returns, Both Teams, Game**

560 vs. Detroit, 10/29/50 (Rams 198, Lions 362)  
 501 @ New Orleans, 10/23/94 (Rams 197, Saints 304)  
 384 @ New York Giants 11/14/48 (Rams 121, Giants 263)

**TOUCHDOWNS****Most Touchdowns, Kickoff Returns, Season**

3 1950, 1985  
 2 1999  
 1 1998, 2000, 2005

**Most Touchdowns, Kickoff Returns, Opponent, Season**

2 1950, 1964, 1967, 1981, 1994, 2001, 2002, 2003,  
 2006, 2007  
 1 Many times, last in 2009

**Most Touchdowns, Kickoff Returns, Game**

2 vs. Green Bay, 11/24/85  
 1 Many times, last vs. Seattle, 10/9/05

**Most Touchdowns, Kickoff Returns, Game, Opponent**

2 @ New Orleans, 10/23/94  
 vs. Chicago, 12/11/06  
 1 Many times, last at Detroit, 10/10/10

**FUMBLES****TOTAL FUMBLES****Most Fumbles, Season**

42 1996  
 40 1964, 1965  
 39 1978, 1986

**Most Fumbles, Opponent, Season**

42 1996  
 40 1964, 1965  
 39 1978, 1986

**Fewest Fumbles, Season**

14 2010  
 17 1960  
 18 2008

**Fewest Fumbles, Opponent, Season**

13 1956  
 15 1974, 1982, 1994  
 16 1998

**Most Fumbles, Game**

- 8 vs. Detroit, 10/31/65
- 7 Many times, last vs. New Orleans, 12/16/79
- 6 Many times, last @ New York Giants, 9/7/03

**Most Fumbles, Opponent, Game**

- 8 @ Chicago Cards, 11/27/38
- 7 Many times, last vs. Arizona, 12/9/10
- 6 Many times, last @ Green Bay, 9/4/88

**Most Fumbles, Both Teams, Game**

- 14 @ Chicago Bears, 11/24/40 (Rams 7, Bears 7)
- 12 @ Chicago Bears, 9/15/39 (Rams 6, Bears 6)
- @ Chicago Bears, 11/16/52 (Rams 7, Bears 5)
- 11 @ New York Giants, 9/7/03 (Rams 6, Giants 5)
- @ New Orleans, 10/24/76 (Rams 4, Saints 7)
- @ New York Giants, 12/1/46 (Rams 6, Giants 5)
- @ Chicago Cardinals, 11/27/38 (Rams 3, Cardinals 8)

**FUMBLES LOST****Most Fumbles Lost, Season**

- 24 1983
- 23 1958
- 22 1953, 1965, 1978, 1986, 2001

**Most Fumbles Lost, Opponent, Season**

- 24 1947, 1948
- 22 1984, 2003
- 20 1966, 1983

**Most Fumbles Lost, Game**

- 6 vs. New England, 12/11/83
- vs. Detroit, 10/31/65
- @ Detroit, 9/29/40
- 5 Many times, last vs. Phoenix, 9/1/91
- 4 Many times, last vs. Tampa Bay, 11/26/01

**Most Fumbles Lost, Opponent, Game**

- 5 @ New Orleans, 10/24/76
- @ Green Bay, 9/25/66
- @ Detroit, 10/15/44
- @ Chicago Cardinals, 11/27/38
- 4 Many times, last vs. Cardinals, 12/9/10
- 3 Many times, last @ Washington, 10/12/08

**Most Fumbles Lost, Both Teams, Game**

- 9 @ Chicago Bears, 9/15/39 (Rams 5, Bears 4)
- 8 Many times, Last vs. New England, 12/11/83 (Rams 6, Patriots 2)
- 7 @ Philadelphia, 12/1/02 (Rams 3, Eagles 4)
- @ Chicago Bears, 11/16/52 (Rams 4, Bears 3)
- @ Detroit, 9/29/40 (Rams 6, Lions 1)
- @ Chicago Cardinals, 11/27/38 (Rams 2, Cardinals 5)

**PENALTIES****TOTAL PENALTIES****Most Penalties, Season**

- 142 1997
- 133 1978, 1996
- 131 2011

**Most Penalties, Opponent, Season**

- 142 1997
- 133 1978, 1996
- 126 2010

**Fewest Penalties, Season**

- 29 1941
- 45 1942
- 51 1959

**Fewest Penalties, Opponent, Season**

- 43 1945
- 46 1942
- 47 1941, 1958

**Most Penalties, Game**

- 15 Five times, last vs. Philadelphia, 12/18/05
- 14 Many times, last vs. New Orleans, 11/26/00
- 13 Many times, last vs. San Francisco, 11/11/12

**Most Penalties, Opponent, Game**

- 18 vs. Chicago Bears, 11/10/46
- vs. Cleveland, 10/7/51
- 17 vs. New Orleans, 11/26/00
- 16 @ Chicago Bears, 10/10/48

**Most Penalties, Both Teams, Game**

- 31 vs. New Orleans, 11/26/00 (Rams 14, Saints 17)
- 27 vs. Chicago Bears, 11/10/46 (Rams 9, Bears 18)
- 26 vs. New Orleans, 11/8/81 (Rams 13, Saints 13)
- vs. Cincinnati, 9/1/96 (Rams 11, Bengals 15)
- @ Buffalo, 11/21/04 (Rams 11, Bills 15)
- @ San Francisco, 11/14/10 (Rams 12, 49ers 14)

**Fewest Penalties, Game**

- 0 vs. New Orleans, 12/9/90
- vs. Baltimore, 12/18/65
- @ Chicago, 11/29/42
- @ New York, 11/16/41
- 1 Many times, last vs. Atlanta, 1/6/02
- 2 Many times, last @ Tampa Bay, 12/18/00

**Fewest Penalties, Opponent, Game**

- 0 @ New England 10/26/08
- vs. Chicago, 9/24/95
- vs. Minnesota, 11/19/72
- vs. New York, 9/27/41
- 1 Many times, last @ Seattle, 9/10/00
- 2 Many times, last vs. Pittsburgh, 12/20/07

**Fewest Penalties, Both Teams, Game**

- 1 vs. New York Yanks, 9/27/53 (Rams 1, Yanks 0)
- 2 vs. Green Bay, 12/16/62 (Rams 1, Packers 1)
- vs. Baltimore, 12/18/65 (Rams 0, Colts 2)
- 3 Many times, last @ Phoenix, 12/5/93 (Rams 1, Cardinals 2)

**YARDS PENALIZED****Most Yards Penalized, Season**

- 1,169 1978
- 1,065 1997
- 1,015 1996

**Most Yards Penalized, Opponent, Season**

- 1,066 2005
- 1,064 1997
- 1,028 1951

**Fewest Yards Penalized, Season**

- 195 1938
- 220 1939
- 218 1937

**Fewest Yards Penalized, Opponent, Season**

- 220 1939
- 249 1938
- 318 1939

**Most Yards Penalized, Game**

- 162 vs. Baltimore, 10/22/50
- 149 @ Dallas, 11/6/60
- 145 @ Chicago Bears, 10/19/58

**Most Yards Penalized, Opponent, Game**

- 177 vs. San Francisco, 9/18/94
- 173 vs. Minnesota, 9/22/67
- 150 vs. Detroit, 10/3/52

**Most Yards Penalized, Both Teams, Game**

- 269 vs. Green Bay, 12/3/50 (Rams 123, Packers 146)
- 267 vs. Minnesota, 9/22/67 (Rams 94, Vikings 173)
- 253 @ Atlanta, 11/19/67 (Rams 135, Falcons 118)

**Fewest Yards Penalized, Game**

- 0 Many times, last vs. New Orleans, 12/9/90
- 5 Many times, Last @ Arizona, 12/7/08
- 7 @ New Orleans, 10/30/88  
@ Detroit, 10/12/58

**Fewest Yards Penalized, Opponent, Game**

- †0 Three times, last @ New England, 10/26/08
- 5 Many times, last @ Atlanta, 10/14/93
- 7 @ New Orleans, 10/30/88  
@ Green Bay 12/20/92

**Fewest Yards Penalized, Both Teams, Game**

- 10 vs. Green Bay, 12/16/62 (Rams 5, Packers 5)
- 15 vs. Chicago Cards, 11/23/41 (Rams 5, Cardinals 10)  
vs. New York Yanks, 9/27/53 (Rams 15, Yanks 0)
- 20 Many times, last @ Phoenix, 12/5/93 (Rams 10,  
Cardinals 10)

# RAMS BIG DAYS

**Bold denotes player active with Rams**

*Italics denotes rookie*

## RUSHING

247	Willie Ellison vs. New Orleans .....	Dec. 5, 1971	(26 carries, 1 TD)
223	<i>Tom Wilson vs. Green Bay .....</i>	<i>Dec. 16, 1956</i>	<i>(23 carries, 0 TD)</i>
221	Greg Bell vs. Green Bay .....	Sept. 24, 1989	(28 carries, 2 TD)
220	Marshall Faulk @ New Orleans .....	Dec. 24, 2000	(32 carries, 2 TD)
215	Eric Dickerson vs. Houston .....	Dec. 9, 1984	(27 carries, 2 TD)
213	Charles White @ St. Louis .....	Nov. 15, 1987	(34 carries, 1 TD)
212	<i>Jerome Bettis @ New Orleans .....</i>	<i>Dec. 12, 1993</i>	<i>(28 carries, 1 TD)</i>
210	Greg Bell @ New England .....	Dec. 24, 1989	(26 carries, 1 TD)
208	Eric Dickerson @ St. Louis .....	Nov. 4, 1984	(21 carries 0 TD)
208	Marshall Faulk vs. Atlanta .....	Oct. 15, 2000	(25 carries, 1 TD)
207	Eric Dickerson vs. Tampa Bay .....	Oct. 5, 1986	(30 carries, 2 TD)
205	Dan Towler @ Baltimore .....	Nov. 22, 1953	(14 carries, 1 TD)
202	Marshall Faulk @ Carolina .....	Dec. 23, 2001	(30 carries, 2 TD)
199	Ollie Matson @ Chicago Bears .....	Oct. 11, 1959	(31 carries, 3 TD)
199	<i>Eric Dickerson vs. Detroit .....</i>	<i>Oct. 2, 1983</i>	<i>(30 carries, 2 TD)</i>
195	Trung Canidate @ New York Jets .....	Oct. 21, 2001	(23 carries, 2 TD)
193	Eric Dickerson @ St. Louis .....	Sept. 7, 1986	(38 carries, 2 TD)
192	<i>Eric Dickerson @ New York Jets .....</i>	<i>Sept. 25, 1983</i>	<i>(28 carries, 2 TD)</i>
191	Eric Dickerson @ Tampa Bay .....	Nov. 25, 1984	(28 carries, 3 TD)
183	Marshall Faulk vs. Carolina .....	Nov. 11, 2001	(15 carries, 2 TD)
183	Marshall Faulk vs. Seattle .....	Oct. 20, 2002	(32 carries, 3 TD)
181	Marshall Faulk @ Atlanta .....	Oct. 17, 1999	(18 carries, 1 TD)
<b>179</b>	<b>Steven Jackson vs. Jacksonville .....</b>	<b>Oct. 30, 2005</b>	<b>(25 carries, 0 TD)</b>
178	Marshall Faulk @ Arizona .....	Nov. 3, 2002	(27 carries, 1 TD)
170	Eric Dickerson vs. Atlanta .....	Oct. 26, 1986	(30 carries, 0 TD)
169	Dick Bass @ Chicago .....	Dec. 9, 1962	(20 carries, 1 TD)
168	Marshall Faulk vs. Atlanta .....	Jan. 6, 2002	(20 carries, 1 TD)
166	Ron Waller vs. Philadelphia .....	Sept. 30, 1956	(20 carries, 1 TD)
166	Charles White vs. Pittsburgh .....	Oct. 11, 1987	(33 carries, 1 TD)
164	Eric Dickerson @ New Orleans .....	Oct. 14, 1984	(20 carries, 0 TD)
<b>161</b>	<b>Steven Jackson @ Atlanta .....</b>	<b>Dec. 28, 2008</b>	<b>(30 carries, 2 TD)</b>
<b>160</b>	<b>Steven Jackson vs. Dallas .....</b>	<b>Oct. 10, 2008</b>	<b>(25 carries, 3 TD)</b>
159	Charles White vs. Atlanta .....	Dec. 13, 1987	(29 carries, 2 TD)
<b>159</b>	<b>Steven Jackson vs. New Orleans .....</b>	<b>Oct. 30, 2011</b>	<b>(25 carries, 2 TD)</b>
158	Greg Hill, @ Buffalo .....	Sept. 20, 1998	(19 carries, 2 TD)
158	Marshall Faulk vs. Oakland .....	Oct. 13, 2002	(26 carries, 0 TD)
155	Charles White @ Atlanta .....	Oct. 18, 1987	(31 carries, 0 TD)
155	Dan Towler vs. New York Yanks .....	Nov. 18, 1951	(13 carries, 1 TD)
154	Marshall Faulk @ New Orleans .....	Dec. 12, 1999	(29 carries, 1 TD)
154	Dan Towler vs. Chicago Bears .....	Oct. 25, 1953	(24 carries, 1 TD)
152	Lawrence McCutcheon @ New Orleans .....	Nov. 25, 1973	(20 carries, 0 TD)
152	Lawrence McCutcheon @ Chicago .....	Dec. 2, 1973	(24 carries, 0 TD)
152	Lawrence McCutcheon vs. Atlanta .....	Dec. 11, 1977	(17 carries, 0 TD)
150	Eric Dickerson @ Seattle .....	Sept. 23, 1985	(31 carries, 3 TD)
150	Eric Dickerson vs. Green Bay .....	Nov. 24, 1985	(31 carries, 1 TD)
<b>150</b>	<b>Steven Jackson vs. Washington .....</b>	<b>Dec. 24, 2006</b>	<b>(33 carries, 1 TD)</b>

## CAREER 100-YARD RUSHING GAMES

Games	Player	W-L-T	Games	Player	W-L-T
38	Eric Dickerson .....	27-11	3	John Cappelletti	2-0-1
<b>33</b>	<b>Steven Jackson .....</b>	<b>17-15-1</b>	3	Ollie Matson .....	2-1
27	Marshall Faulk .....	27-0	3	Lawrence Phillips .....	3-0
22	Lawrence McCutcheon .....	19-2-1	2	Trung Canidate .....	2-0
11	Jerome Bettis .....	3-8	2	Dick Hoerner .....	1-0-1
10	Dick Bass .....	6-4	2	Les Josephson .....	2-0
10	Dan Towler .....	10-0	2	Joe Marconi .....	2-0
8	Wendell Tyler .....	6-2	2	Elvis Peacock .....	2-0
8	Charles White .....	7-1	2	Bob Thomas .....	2-0
7	Greg Bell .....	6-1	1	Jim Bertelsen .....	1-0
7	Paul (Tank) Younger .....	3-3-1	1	Robert Delpino .....	1-0
6	Cleveland Gary .....	4-2	1	Harold Green .....	1-0
5	Jon Arnett .....	2-3	1	Greg Hill .....	1-0
5	Willie Ellison .....	2-2-1	1	Brian Leonard .....	0-1
5	Ron Waller .....	4-1	1	Jerald Moore .....	1-0
5	Tim Wilson .....	2-3	1	Kenny Washington .....	1-0
4	Skeet Quinlan .....	1-3	1	Justin Watson .....	1-0
3	Cullen Bryant .....	3-0			

## GAMES WITH MORE THAN ONE 100-YARD RUSHER

Nov. 8, 1953	vs. San Francisco, Skeet Quinlan (11-119) and Paul Younger (12-101)
Oct. 24, 1954	vs. Chicago Bears, Dan Towler (15-123) and Paul Younger (27-106)
Oct. 31, 1954	vs. Detroit, Paul Younger (18-140) and Skeet Quinlan (13-119)
Dec. 4, 1955	vs. Baltimore, Ron Waller (24-138) and Paul Younger (25-132)
Sept. 16, 1973	@ Kansas City, Jim Bertelsen (28-143) and Lawrence McCutcheon (21-120)
Sept. 12, 1976	@ Atlanta, Lawrence McCutcheon (26-115) and John Cappelletti (22-102)
Sept. 19, 1976	@ Minnesota, John Cappelletti (28-128) and Lawrence McCutcheon (29-110)
Nov. 11, 1996	vs. Atlanta, Lawrence Phillips (14-106) and Harold Green (13-106)
Nov. 11, 2001	vs. Carolina, Marshall Faulk (15-183) and Trung Canidate (16-145)

## PASSING

554	Norm Van Brocklin vs. New York Yanks.....	Sept. 28, 1951	(30 / 46, 0 TD, 0 Int)
509	Vince Ferragamo vs. Chicago.....	Dec. 26, 1982	(30 / 46, 3 TD, 2 Int)
454	Jim Everett @ New Orleans .....	Nov. 26, 1989	(29 / 51, 1 TD, 2 Int)
453	Marc Bulger vs. San Diego .....	Nov. 10, 2002	(36 / 48, 4 TD, 0 Int)
450	Marc Bulger vs. New York Jets.....	Jan. 2, 2005	(29 / 39, 3 TD, 2 Int)
448	Marc Bulger @ Green Bay.....	Nov. 29, 2004	(35 / 53, 2 TD, 1 Int)
442	Marc Bulger @ New York Giants.....	Oct. 2, 2005	(40 / 62, 2 TD, 3 Int)
441	Kurt Warner vs. Denver .....	Sept. 4, 2000	(25 / 35, 3 TD, 3 Int)
436	James Harris @ Miami.....	Oct. 3, 1976	(17 / 29, 2 TD, 1 Int)
431	Trent Green vs. Carolina.....	Nov. 5, 2000	(29 / 42, 2 TD, 0 Int)
406	Jim Hardy vs. Chicago Cardinals.....	Oct. 31, 1948	(28 / 53, 3 TD, 2 Int)
401	Tony Banks @ Atlanta .....	Nov. 2, 1997	(30 / 42, 2 TD, 1 Int)
401	Kurt Warner @ New England .....	Nov. 18, 2001	(23 / 34, 3 TD, 2 Int)
394	Kurt Warner vs. San Francisco.....	Sept. 17, 2000	(23 / 34, 2 TD, 2 Int)
390	Kurt Warner vs. San Diego .....	Oct. 1, 2000	(24 / 30, 4 TD, 0 Int)
388	Marc Bulger vs. Washington.....	Dec. 24, 2006	(25 / 38, 4 TD, 0 Int)
385	Kurt Warner vs. New Orleans .....	Oct. 28, 2001	(29 / 47, 1 TD, 4 Int)
378	Marc Bulger @ San Francisco.....	Nov. 2, 2003	(26 / 42, 1 TD, 2 Int)
377	Jim Everett @ Philadelphia.....	Nov. 6, 1988	(24 / 45, 2 TD, 4 Int)
377	Sam Bradford vs. Minnesota.....	Dec. 16, 2012	(35/55, 3 TD, 1 Int)
375	Marc Bulger @ Pittsburgh.....	Oct. 26, 2003	(22 / 37, 1 TD, 0 Int)
372	Billy Wade @ Green Bay .....	Nov. 16, 1958	(19 / 42, 1 TD, 2 Int)
372	Jim Everett vs. Cincinnati.....	Oct. 7, 1990	(25 / 46, 2 TD, 0 Int)
372	Mark Rypien vs. Buffalo .....	Dec. 10, 1995	(31 / 55, 1 TD, 2 Int)
368	Jim Everett vs. Indianapolis .....	Sept. 17, 1989	(28 / 35, 3 TD, 1 Int)
368	Marc Bulger vs. San Francisco.....	Sept. 19, 2007	(24 / 41, 1 TD, 0 Int)
366	Trent Green vs. Washington.....	Nov. 20, 2000	(23 / 38, 2 TD, 1 Int)
365	Jim Everett @ Denver.....	Nov. 27, 1988	(25 / 47, 2 TD, 1 Int)
365	Jim Everett vs. New Orleans.....	Dec. 9, 1990	(31 / 50, 1 TD, 2 Int)
362	Marc Bulger @ San Francisco.....	Sept. 11, 2005	(34 / 56, 2 TD, 1 Int)
360	Marc Bulger vs. Seattle.....	Oct. 15, 2006	(26 / 39, 3 TD, 1 Int)
359	Kurt Warner vs. Indianapolis.....	Dec. 30, 2001	(23 / 30, 3 TD, 1 Int)
358	Marc Bulger vs. New Orleans .....	Sept. 26, 2004	(32 / 49, 1 TD, 0 Int)
356	Billy Wade @ Baltimore .....	Nov. 23, 1958	(24 / 41, 0 TD, 2 Int)
356	Marc Bulger vs. Chicago.....	Dec. 11, 2006	(34 / 55, 3 TD, 0 Int)
354	Jamie Martin vs. San Francisco.....	Dec. 24, 2005	(33 / 41, 1 TD, 2 Int)
354	Marc Bulger vs. Kansas City.....	Nov. 5, 2006	(31 / 42, 1 TD, 0 Int)
353	Tony Banks @ Baltimore.....	Oct. 27, 1996	(26 / 40, 1 TD, 1 Int)
352	Marc Bulger vs. Atlanta.....	Oct. 13, 2003	(23 / 34, 2 TD, 2 Int)
351	Kurt Warner @ Carolina.....	Dec. 5, 1999	(22 / 31, 3 TD, 2 Int)

## CAREER 300-YARD PASSING GAMES

Games	Player	W-L-T	Games	Player	W-L-T
30	Kurt Warner.....	22-8	3	Bill Wade	1-2
27	Marc Bulger.....	12-15	2	Dieter Brock.....	0-2
20	Jim Everett .....	10-10	2	Bob Waterfield.....	2-0
5	Norm Van Brocklin .....	4-1	1	Zeke Bratkowski.....	1-0
<b>6</b>	<b>Sam Bradford</b> .....	<b>2-4</b>	1	Ryan Fitzpatrick .....	1-0
3	Tony Banks .....	1-2	1	Gus Frerotte .....	1-0
3	Vince Ferragamo.....	1-2	1	Pat Haden .....	0-1
3	Roman Gabriel.....	2-1	1	Jim Hardy .....	0-1
3	Trent Green.....	2-1	1	James Harris.....	1-0
3	Chris Miller .....	1-2	1	Jamie Martin.....	1-0
3	Mark Rypien.....	0-3			

## RECEIVING

336	Willie Anderson @ New Orleans .....	Nov. 26, 1989	(15 receptions, 1 TD)
303	Jim Benton @ Detroit.....	Nov. 22, 1945	(10 receptions, 1 TD)
238	Harold Jackson vs. Dallas .....	Oct. 14, 1973	(7 receptions, 4 TD)
233	Isaac Bruce @ Atlanta .....	Nov. 2, 1997	(10 receptions, 3 TD)
230	Henry Ellard vs. Indianapolis .....	Sept. 17, 1989	(12 receptions, 1 TD)
229	Isaac Bruce @ Baltimore .....	Oct. 27, 1996	(11 receptions, 1 TD)
226	<i>Eddie Kennison @ Atlanta .....</i>	<i>Dec. 15, 1996</i>	<i>(5 receptions, 3 TD)</i>
220	Ron Jessie @ Miami.....	Oct. 3, 1976	(7 receptions, 2 TD)
210	Isaac Bruce vs. Miami.....	Dec. 24, 1995	(15 receptions, 1 TD)
208	<i>Jim Phillips @ Green Bay .....</i>	<i>Nov. 16, 1958</i>	<i>(8 receptions, 1 TD)</i>
207	Carroll Dale @ Detroit.....	Nov. 17, 1963	(7 receptions, 3 TD)
204	Marshall Faulk (RB) vs. Chicago .....	Dec. 26, 1999	(12 receptions, 1 TD)
203	Torry Holt vs. Indianapolis .....	Dec. 30, 2001	(7 receptions, 2 TD)
202	Jim Benton @ New York Yanks.....	Dec. 5, 1946	(12 receptions, 2 TD)
200	Tommy McDonald vs. Cleveland .....	Dec. 12, 1965	(6 receptions, 2 TD)
200	Torry Holt @ San Francisco .....	Nov. 2, 2003	(11 receptions, 1 TD)
196	Elroy Hirsch vs. Green Bay.....	Dec. 12, 1953	(9 receptions, 0 TD)
195	Elroy Hirsch vs. Chicago Cardinals .....	Nov. 11, 1951	(6 receptions, 2 TD)
192	Isaac Bruce, vs. Minnesota.....	Sept. 13, 1998	(11 receptions, 1 TD)
191	Isaac Bruce, vs. Atlanta .....	Oct. 12, 1995	(10 receptions, 2 TD)
189	Tom Fears vs. Green Bay.....	Dec. 3, 1950	(3 receptions, 2 TD)
189	Torry Holt @ Atlanta .....	Sept. 24, 2000	(3 receptions, 2 TD)
188	Isaac Bruce vs. San Francisco .....	Sept. 17, 2000	(8 receptions, 1 TD)
183	George Farmer vs. Chicago.....	Dec. 26, 1982	(9 receptions, 1 TD)
181	Isaac Bruce @ Indianapolis .....	Oct. 1, 1995	(8 receptions, 2 TD)
179	Isaac Bruce vs. New Orleans .....	Oct. 28, 2001	(7 receptions, 1 TD)
175	Del Shofner vs. Baltimore .....	Dec. 6, 1958	(5 receptions, 1 TD)
174	Torry Holt @ Pittsburgh .....	Oct. 26, 2003	(7 receptions, 1 TD)
173	Elroy Hirsch @ New York Yanks .....	Sept. 28, 1951	(9 receptions, 4 TD)
173	Isaac Bruce vs. San Francisco .....	Oct. 22, 1995	(9 receptions, 0 TD)
172	Torry Holt vs. Minnesota .....	Dec. 10, 2000	(9 receptions, 0 TD)
171	Henry Ellard @ Detroit .....	Dec. 6, 1987	(7 receptions, 1 TD)
170	Isaac Bruce @ Green Bay .....	Nov. 29, 2004	(9 receptions, 1 TD)
169	Del Shofner @ Detroit.....	Nov. 15, 1959	(5 receptions, 1 TD)
168	Elroy Hirsch @ Green Bay .....	Oct. 11 1953	(8 receptions, 0 TD)
167	Henry Ellard @ Denver.....	Nov. 27, 1988	(11 receptions, 2 TD)
167	Isaac Bruce vs. San Diego.....	Oct. 1, 2000	(9 receptions, 2 TD)
166	Henry Ellard @ Philadelphia.....	Nov. 6, 1988	(7 receptions, 1 TD)
165	Henry Ellard vs. Atlanta .....	Oct. 8, 1989	(8 receptions, 0 TD)
165	Torry Holt @ Tampa Bay .....	Dec. 18, 2000	(9 receptions, 1 TD)
163	Elroy Hirsch @ San Francisco .....	Oct. 28, 1951	(4 receptions, 1 TD)
163	Jim Phillips vs. Chicago .....	Sept. 23, 1961	(9 receptions, 0 TD)
163	Henry Ellard vs. Phoenix .....	Nov. 19, 1989	(7 receptions, 2 TD)
163	Isaac Bruce vs. San Diego.....	Nov. 10, 2002	(10 receptions, 3 TD)
163	Torry Holt, vs. Tennessee.....	Sept. 25, 2005	(9 receptions, 1 TD)
163	Torry Holt, vs. San Francisco.....	Dec. 24, 2005	( 10 receptions, 1 TD)
163	<i>Donnie Avery @ New England .....</i>	<i>Oct. 26, 2008</i>	<i>(6 receptions, 1 TD)</i>
162	Tom Fears @ New York Yanks .....	Sept. 28, 1951	(7 receptions, 0 TD)
161	Torry Holt vs. Atlanta .....	Oct. 13, 2003	(11 receptions, 2 TD)
<b>160</b>	<b>Danny Amendola.....</b>	<b>Sept. 16, 2012</b>	<b>(15 receptions, 1 TD)</b>
160	Henry Ellard vs. Kansas City .....	Nov. 10, 1991	(8 receptions, 1 TD)
160	Torry Holt vs. San Francisco.....	Dec. 5, 2004	(10 receptions, 1 TD)
159	Tom Fears vs. Washington .....	Dec. 11, 1949	(10 receptions, 2 TD)
157	Elroy Hirsch @ New York Yanks .....	Nov. 19, 1954	(5 receptions, 0 TD)
157	Bob Boyd vs. San Francisco.....	Oct. 3, 1954	(5 receptions, 1 TD)
155	Tommy McDonald @ Chicago .....	Oct. 10, 1965	(9 receptions, 0 TD)
154	Jim Phillips @ New York Giants .....	Oct 22, 1961	(8 receptions, 1 TD)
154	Willie Anderson @ Atlanta .....	Sept. 11, 1994	(5 receptions, 1 TD)
154	Torry Holt vs. Seattle .....	Oct. 15, 2006	(8 receptions, 3 TD)
152	Isaac Bruce @ Cincinnati.....	Oct. 3, 1999	(6 receptions, 0 TD)
152	Drew Hill @ Pittsburgh.....	Sept. 16, 1984	(4 receptions, 1 TD)
151	Jim Benton, @ Chicago .....	Oct. 21, 1945	(7 receptions, 1 TD)
151	Jim Phillips, @ Dallas .....	Nov. 6, 1960	(7 receptions, 2 TD)
151	Jack Snow, @ Baltimore.....	Oct. 15, 1967	(3 receptions, 2 TD)
151	Ron Jessie, @ Atlanta .....	Nov. 16, 1975	(10 receptions, 1 TD)
151	Torry Holt @ Carolina .....	Dec. 12, 2004	(6 receptions, 1 TD)
150	Elroy Hirsch, @ San Francisco.....	Oct. 7, 1956	(8 receptions, 2 TD)
150	Jack Snow, vs. Detroit .....	Dec. 14, 1970	(7 receptions, 0 TD)



## GAMES WITH MORE THAN ONE 100-YARD RECEIVER

Dec. 11, 1949	vs. Washington, Tom Fears (10-159) and Bob Shaw (5-137)
Sept. 22, 1950	vs. New York Yanks, Glen Davis (5-103) and Dick Hoerner (4-105)
Nov. 19, 1950	@ New York Yanks, Dick Hoerner (14-125) and Elroy Hirsch (8-157)
Sept. 28, 1951	@ New York Yanks, Tom Fears (7-162), Elroy Hirsch (9-173), and Verda (V.T.) Smith (2-103)
Dec. 14, 1952	vs. Pittsburgh, Tom Fears (10-122) and Elroy Hirsch (4-108)
Oct. 4, 1953	@ San Francisco, Bob Boyd (4-107) and Elroy Hirsch (9-107)
Sept. 26, 1954	@ Baltimore, Skeet Quinlan (4-135) and Bob Boyd (4-121)
Oct. 10, 1954	@ Detroit, Bob Boyd (8-128) and Elroy Hirsch (6-105)
Nov. 21, 1954	@ New York Giants, Bob Boyd (5-103) and Tom Fears (9-136)
Dec. 12, 1954	vs. Green Bay, Bob Boyd (4-106) and Elroy Hirsch (5-119)
Oct. 7, 1956	@ San Francisco, Elroy Hirsch (8-150) and Bob Boyd (7-119)
Nov. 23, 1958	@ Baltimore, Lamar Lundy (6-103) and Del Shofner (8-110)
Oct. 11, 1964	@ Chicago, Jim Phillips (7-110) and Bucky Pope (4-108)
Nov. 1, 1964	@ Detroit, Carroll Dale (7-109) and Marlin McKeever (6-100)
Dec. 4, 1976	vs. Atlanta, Ron Jessie (4-112) and Dwight Scales (2-102)
Dec. 26, 1982	vs. Chicago, George Farmer (9-183) and Preston Dennard (5-122)
Sept. 9, 1990	@ Green Bay, Henry Ellard (6-106) and Willie Anderson (5-128)
Oct. 7, 1990	vs. Cincinnati, Henry Ellard (7-100) and Willie Anderson (7-144)
Dec. 9, 1990	vs. New Orleans, Henry Ellard (5-107) and Willie Anderson (5-123)
Sept. 1, 1991	vs. Phoenix, Robert Delpino (10-113) and Henry Ellard (7-116)
Dec. 5, 1999	@ Carolina, Isaac Bruce (6-111) and Az-Zahir Hakim (4-122)
Dec. 12, 1999	@ New Orleans, Isaac Bruce (4-102) and Torry Holt (6-113)
Sept. 4, 2000	vs. Denver, Az-Zahir Hakim (5-118), Torry Holt (6-103), and Marshall Faulk (4-100)
Oct. 1, 2000	vs. San Diego, Isaac Bruce (9-167), Marshall Faulk (6-116), and Az-Zahir Hakim (5-104)
Nov. 5, 2000	vs. Carolina, Az-Zahir Hakim (8-147) and Torry Holt (4-130)
Nov. 10, 2002	vs. San Diego, Isaac Bruce (10-163) and Torry Holt (7-118)
Sept. 7, 2003	@ New York Giants, Isaac Bruce (8-120), and Torry Holt (7-111)
Sept. 19, 2004	@ Atlanta, Torry Holt (9-121) and Isaac Bruce (5-102)
Oct. 1, 2006	vs. Detroit, Isaac Bruce (7-100) and Torry Holt (6-102)
Dec. 24, 2006	vs. Washington, Isaac Bruce (9-148) and Steven Jackson (6-102)

## CAREER 100-YARD RECEIVING GAMES

Games	Player	W-L-T	Games	Player	W-L-T
46	Torry Holt	27-19	2	Ricky Proehl	2-0
43	Isaac Bruce	22-21	2	Verda (V. T.) Smith (RB)	1-1
26	Henry Ellard	12-14	2	Billy Truax (TE)	2-0
21	Elroy Hirsch	12-9	2	Wendell Tucker	2-0
16	Tom Fears	8-7-1	2	Danny Amendola	1-0-1
15	Bob Boyd	9-5-1	1	Danario Alexander (WR)	0-1
14	Jim Phillips	4-9-1	1	Jon Arnett (RB)	0-1
10	Jack Snow	5-4-1	1	Donnie Avery (WR)	0-1
9	Willie Anderson	4-5	1	Johnny Bailey (RB)	0-1
8	Carroll Dale	2-5-1	1	Mike Barber (TE)	0-1
8	Harold Jackson	5-3	1	Jim Bertlesen (RB)	0-1
8	Del Shofner	2-6	1	Ron Brown	1-0
6	Tommy McDonald	4-2	1	Leon Clarke	1-0
5	Bernie Casey	3-0-2	1	Mark Clayton (WR)	0-1
5	Ron Jessie	5-0	1	Aaron Cox	1-0
4	Jim Benton	3-1	1	Kevin Curtis	1-0
4	Marshall Faulk (RB)	4-0	1	Glen Davis	1-0
4	Az-Zahir Hakim	3-1	1	Troy Drayton (TE)	1-0
4	Martin McKeever (TE)	1-3	1	Pete Holohan (TE)	1-0
3	Preston Dennard	1-2	1	Tom Keane	1-0
3	Drew Hill	1-2	1	Lamar Lundy (TE)	0-1
3	Amp Lee (RB)	1-2	1	Ollie Matson (RB)	0-1
3	Bucky Pope	1-2	1	Shaun McDonald	0-1
2	Bob Carey	1-1	1	Dwight Scales	1-0
2	Robert Delpino (RB)	0-2	1	Bob Shaw	1-0
2	George Farmer	0-2	1	Clendon Thomas (RB)	0-1
<b>2</b>	<b>Steven Jackson (RB)</b>	<b>1-1</b>	1	Billy Waddy	1-0
2	Eddie Kennison	1-1	1	Chris Givens	1-0
2	Willie Miller	1-1	1	Brandon Gibson	1-0
			1	Lance Kendricks (TE)	1-0

## **GAMES WITH 300-YARD PASSER, 100-YARD RUSHER, 100-YARD RECEIVER**

vs. San Francisco, Oct. 23, 1983	QB Vince Ferragamo (26-35, 327 yds, 5 TD, 2 Int.); RB Eric Dickerson (25-144); TE Mike Barber (8-113, 1 TD)
@ Detroit, Dec. 6, 1987	QB Jim Everett (20-26, 324 yds, 2 TD, 2 Int.); RB Charles White (29-102, 1 TD); WR Henry Ellard (7-171, 1 TD)
@ Denver, Nov. 27, 1988	QB Jim Everett (25-47, 365 yds, 2 TD, 1 Int.); RB Greg Bell (22-112, 1 TD); WR Henry Ellard (11-167, 2 TD)
vs. Atlanta, Oct. 21, 1990	QB Jim Everett (24-38, 302 yds, 3 TD); RB Cleveland Gary (19-102, 2 TD); WR Henry Ellard (6-109, 1 TD)
@ Atlanta, Dec. 15, 1996	QB Tony Banks (11-16, 304 yds, 3 TD, 1 Int.); RB Lawrence Phillips (22-122, 1 TD); WR Eddie Kennison (5-226, 3 TD)
@ Carolina, Dec. 5, 1999	QB Kurt Warner (22-31, 351 yds, 3 TD, 2 Int.); RB Marshall Faulk (22-118); WR Az-Zahir Hakim (4-122, 2 TD); WR Isaac Bruce (6-111)
@ New Orleans, Dec. 12, 1999	QB Kurt Warner (21-31, 346 yds, 2 TD, 1 Int.); RB Marshall Faulk (29-154, 1 TD); WR Torry Holt (6-112); WR Isaac Bruce (4-102)
vs. San Francisco, Sept. 17, 2000	QB Kurt Warner (23-34, 394 yds, 2 TD, 2 Int.); RB Marshall Faulk (25-134, 3 TD); WR Isaac Bruce (8-188, 1 TD)
vs. San Diego, Oct. 1, 2000	QB Kurt Warner (30-24, 390, 4 TD); RB Justin Watson (14-102, 1 TD); WR Isaac Bruce (9-167, 2 TD); RB Marshall Faulk (6-116, 2 TD); WR Az-Zahir Hakim (5-104)
vs. Minnesota, Dec. 10, 2000	QB Kurt Warner (27-32, 346 yds); RB Marshall Faulk (25-135, 4 TD); WR Torry Holt (9-172)
@ San Francisco, Sept. 23, 2001	QB Kurt Warner (24-35, 321 yds, 3 TD, 1 Int.); RB Marshall Faulk (18-105); WR Isaac Bruce (8-144, 1 TD)
vs. Indianapolis, Dec. 30, 2001	QB Kurt Warner (23-20, 359 yds, 3 TD, 1 Int.); RB Marshall Faulk (25-118, 3 TD); WR Torry Holt (7-203, 2 TD)
@ Arizona, Nov. 23, 2003	QB Marc Bulger (28-44, 329 yds, 1 TD, 4 Int.); RB Marshall Faulk (24-100, 1 TD); WR Torry Holt (9-145)
@ Houston, Nov. 27, 2005	QB Ryan Fitzpatrick (19-30, 310 yards, 1 TD, 3 Int.); RB Steven Jackson (25-110, 1 TD); WR Torry Holt (10-130, 1 TD)
vs. Washington	QB Marc Bulger (28-38), 388 yards, 4 TD, 0 Int.); RB Steven Jackson (33-150, 1 TD); WR Isaac Bruce (9-148, 1 TD); RB Steven Jackson (6-102, 1 TD)

## **LARGEST MARGIN OF VICTORY**

59 points	(59-0)	vs. Atlanta, Dec. 4, 1976
49 points	(56-7)	vs. San Francisco, Nov. 9, 1958
48 points	(48-0)	@ Baltimore, Sept. 26, 1954
43 points	(70-27)	vs. Baltimore, Oct. 22, 1950
	(45-21)	vs. Baltimore, Dec. 5, 1953
	(59-16)	vs. Atlanta, Nov. 10, 1996
41 points	(65-24)	vs. Detroit, Oct. 29, 1950
	(55-14)	vs. New York Giants, Nov. 13, 1966
40 points	(54-14)	@ New York Yanks, Sept. 28, 1951
39 points	(42-3)	@ Philadelphia, Nov. 3, 1975
	(45-6)	vs. Seattle, Oct. 31, 1976

## **LARGEST MARGIN OF DEFEAT**

48 points	(48-0)	@ San Francisco, Dec. 27, 1987
44 points	(47-3)	@ New York Jets, Nov. 9, 2008
47 points	(47-0)	@ Chicago Bears, Nov. 29, 1942
40 points	(47-7)	@ Tennessee, Dec. 13, 2009
39 points	(49-10)	@ Kansas City, Dec. 8, 2002
38 points	(52-14)	vs. Chicago Bears, Oct. 13, 1963
	(44-6)	@ Detroit, Oct. 10, 2010
	(45-7)	vs. New England, Oct. 28, 2012
36 points	(56-20)	@ Philadelphia, Oct. 8, 1950
	(42-6)	@ Pittsburgh, Nov. 3, 1996
	(42-6)	vs. Indianapolis, Oct. 25, 2009
35 points	(35-0)	@ San Francisco, Oct. 4, 2009
	(38-3)	@ Philadelphia, Sept. 7, 2008
	(35-0)	@ San Francisco, Oct. 8, 1961
	(56-21)	@ Baltimore, Nov. 25, 1956
	(42-7)	vs. Green Bay, Nov. 12, 1944
	(49-14)	@ New York, Nov. 16, 1941

# ALL-TIME PLAYOFF LEADERS

## RUSHING

	Years	G	Att.	Yds.	Avg.	Long	TD
McCutcheon, Lawrence	(1972-79)	11	173	687	4.0	26	2
Dickerson, Eric	(1983-87)	6	133	674	5.1	65	3
Faulk, Marshall	(1999-2006)	10	155	561	3.6	38	6
Bryant, Cullen	(1973-82, 87)	14	102	413	4.0	17	2
Bell, Greg	(1987-89)	4	71	322	4.5	54	1
Tyler, Wendell	(1977-82)	4	65	228	3.5	39	1
Cappelletti, John	(1974-78)	8	60	201	3.4	16	1
Towler, Dan	(1950-55)	5	45	166	3.7	17	2
Bertelsen, Jim	(1972-76)	5	32	136	4.3	13	0
Hoerner, Dick	(1947-51)	4	43	120	2.8	24	3
<b>NFL Record</b>							
Smith, Emmitt	(1990-2004)	17	349	1,586	4.5	65	19

## RECEIVING (Based on Receptions)

	Years	G	No.	Yds.	Avg.	Long	TD
Faulk, Marshall	(1999-2006)	10	49	509	10.4	52	2
Holt, Torry	(1999-2008)	10	47	630	13.4	52	4
Bruce, Isaac	(1994-2007)	9	44	759	17.3	77t	4
Fears, Tom	(1948-56)	6	28	572	20.4	73t	5
Ellard, Henry	(1983-93)	10	28	419	15.0	39	1
Jackson, Harold	(1973-77)	8	21	505	24.0	73	4
Hakim, Az-Zahir	(1998-2001)	7	21	284	13.5	38	0
Jessie, Ron	(1975-79)	6	20	314	15.7	41	1
Dennard, Preston	(1978-83)	8	18	314	17.4	35	3
McCutcheon, Lawrence	(1972-79)	11	17	152	8.9	17	0
<b>NFL Record</b>							
Rice, Jerry	(1985-2004)	28	151	2,245	14.9	73t	22

## RECEIVING (Based on Yards)

	Years	G	No.	Yds.	Avg.	Long	TD
Bruce, Isaac	(1994-2007)	9	44	759	17.3	77t	4
Holt, Torry	(1999-2008)	10	47	630	13.4	52	4
Fears, Tom	(1948-56)	6	28	572	20.4	73t	5
Faulk, Marshall	(1999-2006)	10	49	509	10.4	52	2
Jackson, Harold	(1973-77)	8	21	505	24.0	73	4
Ellard, Henry	(1983-93)	10	28	419	15.0	39	1
Jessie, Ron	(1975-79)	6	20	314	15.7	41	1
Dennard, Preston	(1978-83)	8	18	314	17.4	35	3
Hakim, Az-Zahir	(1998-2001)	7	21	284	13.5	38	0
Curtis, Kevin	(2003-2006)	2	11	235	21.4	57t	1
<b>NFL Record</b>							
Rice, Jerry	(1985-2004)	28	151	2,245	14.9	73t	22

## PASSING (Based on Yards)

	Years	G	Att.	Comp.	Pct.	Yds.	TD	Int.
Warner, Kurt	(1998-2003)	7	268	169	63.1	2,221	15	10
Ferragamo, Vince	(1977-80, 82-84)	7	188	92	48.9	1,227	5	11
Everett, Jim	(1986-93)	5	176	87	49.4	1,120	7	11
Waterfield, Bob	(1945-52)	7	124	63	50.8	965	6	11
Bulger, Marc	(2001- )	3	113	68	60.2	944	4	5
<b>NFL Record</b>								
Montana, Joe	(1979-95)	23	734	460	62.7	5,772	45	21

## YARDS FROM SCRIMMAGE

	Years	G	Rushing	Receiving	Total
Faulk, Marshall	(1999-2006)	10	561	509	1,070
McCutcheon, Lawrence	(1972-79)	11	687	152	839
Bruce, Isaac	(1994-2007)	9	1	759	760
Dickerson, Eric	(1983-87)	6	674	30	704
Holt, Torry	(1999-2008)	10	0	630	630
Fears, Tom	(1948-56)	6	16	572	588
Bryant, Cullen	(1973-82, 87)	14	413	139	552
Jackson, Harold	(1973-77)	8	0	505	505
Ellard, Henry	(1983-93)	10	2	419	421
Bell, Greg	(1987-87)	4	322	57	379
<b>NFL Record</b>					
Rice, Jerry	(1985-2004)	28	44	2,245	2,289

# ALL-TIME PLAYOFF LEADERS

## SCORING

	Years	G	TD	PAT	FG	TOTAL
Wilkins, Jeff .....	(1997-2007)	10	0	26	17	77
Faulk, Marshall .....	(1999-2006)	10	8	1*	0	50
Lansford, Mike .....	(1982-90)	10	0	14	9	41
Fears, Tom .....	(1948-56)	.6	5	0	0	30
Corral, Frank .....	(1978-81)	6	0	9	7	30
Bruce, Isaac .....	(1994-2007)	9	4	0	0	24
Holt, Torry .....	(1999-2008)	10	4	0	0	24
Waterfield, Bob .....	(1945-52)	7	0	14	2	20
Jackson, Harold .....	(1973-77)	8	4	0	0	20
Hoerner, Dick .....	(1947-51)	4	3	0	0	18
Dennard, Preston .....	(1978-83)	.8	3	0	0	18
Dickerson, Eric .....	(1983-87)	6	3	0	0	18
<b>NFL Record</b> Vinatieri, Adam .....	(1996- )	23	0	51	42	177

## FIELD GOALS

	Years	G	Att.	Made	Pct.	Long
Lansford, Mike .....	(1982-90)	10	12	9	75.0	43
Wilkins, Jeff .....	(1997-2007)	10	23	17	73.9	55
Corral, Frank .....	(1978-81)	6	11	7	63.6	45
Ray, David .....	(1969-74)	4	7	4	57.1	40
<b>NFL Record (Min. 10 Field Goals)</b> Martin Gramatica .....	(1999- )	9	14	13	92.9	50

## PUNTING

	Years	G	No.	Avg.	Long	Blk.
Burke, Mike .....	(1974)	2	10	43.4	49	0
Baker, John .....	(2000-01)	4	17	43.0	53	0
Clark, Ken .....	(1979)	3	15	40.6	59	0
Horan, Mike .....	(1999)	3	9	40.9	48	0
Waterfield, Bob .....	(1946-52)	7	35	40.1	61	0
<b>NFL Record (Min. 25 Punts)</b> Sauerbrun, Todd .....	(1995-2007)	9	43	44.4	59	0

## KICKOFF RETURNS (MIN. 10)

	Years	G	No.	Yds.	Avg.	Long	TD
Horne, Tony .....	(1999-2000)	4	14	336	24.0	95t	1
Bryant, Cullen.....	(1973-82, 87)	14	14	315	22.5	41	0
Brown, Ron.....	(1984-89, 91)	7	11	237	21.5	38	0
<b>NFL Record</b> Garrett, Carl .....	(1969-77)	5	16	481	30.1	62	0

## PUNT RETURNS (MIN. 10)

	Years	G	No.	Yds.	Avg.	Long	TD
Hakim, Az-Zahir .....	(1999-2001)	4	12	149	12.4	65	0
Bryant, Cullen .....	(1973-82, 87)	14	11	97	8.8	19	0
Brown, Eddie .....	(1978-79)	5	10	88	8.8	37	0
Ellard, Henry .....	(1983-93)	10	11	94	8.5	23	0
<b>NFL Record</b> Rossum, Allen .....	(1998- )	6	10	239	23.9	68t	1

## INTERCEPTIONS

	Years	G	No.	Yds.	Avg.	Long	TD
*Simpson, Bill .....	(1974-78)	8	6	137	22.8	65t	1
Irvin, LeRoy .....	(1980-89)	11	4	149	37.3	94	0
Elmendorf, Dave .....	(1971-79)	11	3	15	5.0	10	0
Williams, Aeneas.....	(2001-04)	6	3	61	20.3	32t	2
Polley, Tommy .....	(2001-04)	6	3	72	24.0	37	1
Robertson, Isiah .....	(1971-78)	10	2	74	37.0	59t	1
Brown, Eddie .....	(1978-79)	5	2	27	13.5	21	0
Reynolds, Jack .....	(1970-80)	13	2	16	8.0	12	0
Jackson, Monte .....	(1975-77)	5	2	0	0.0	0	0

\*Simpson shares NFL record of nine interceptions in postseason play with Ronnie Lott (San Francisco/Los Angeles Raiders) and Charlie Waters (Dallas). Simpson had three interceptions with Buffalo.

# INDIVIDUAL PLAYOFF RECORDS

## SERVICE

### Most Games, Career

- 18 Jackie Slater, 1976-94
- 17 Jack Youngblood, 1971-84
- 16 Dennis Harrah, 1975-87

## SCORING

### POINTS

#### Most Points, Game

- 18 Tom Fears, vs. Chicago, 12/17/50
- 15 Jeff Wilkins, vs. Carolina, 1/10/04
- 12 Dick Hoerner, @ Cleveland, 12/24/50
- Eric Dickerson, vs. Dallas, 1/4/84
- Willie Anderson, @ New York Giants, 1/7/90
- Marshall Faulk, vs. Philadelphia, 1/27/02

#### Game, Opponent

- 18 Preston Pearson, vs. Dallas, 1/4/76
- John Riggins, @ Washington, 1/1/84
- 16 Marlin (Pat) Harder, @ Detroit, 12/21/52
- 15 Mark Moseley, @ Washington, 1/1/84

### TOUCHDOWNS

#### Game

- 3 Tom Fears, vs. Chicago, 12/17/50 (3 p)
- 2 Dick Hoerner, @ Cleveland, 12/24/50 (2 r)
- Eric Dickerson, vs. Dallas, 1/4/84 (2 r)
- Willie Anderson, @ New York Giants, 1/7/90 (2 p)
- Marshall Faulk, vs. Philadelphia, 1/27/02 (2 r)

#### Game, Opponent

- 3 Preston Pearson, vs. Dallas, 1/4/76 (3 p)
- John Riggins, @ Washington, 1/1/84 (3 r)
- Willie Jackson, @ New Orleans, 12/30/00 (3 p)
- 2 Many times, last by Warrick Dunn, @ Atlanta, 1/15/05 (2 r)

#### Most Consecutive Games Scoring Touchdown

- 3 Preston Dennard, 1980-83
- 2 Many times, last by Torry Holt, 2004

### POINTS AFTER TOUCHDOWNS

#### Most Attempted, Career

- 26 Jeff Wilkins, 1997-2007
- 15 Bob Waterfield, 1946-52
- 14 Mike Lansford, 1982-90

#### Most Attempted, Game

- 7 Jeff Wilkins, vs. Minnesota, 1/16/00
- 6 Jeff Wilkins, vs. Green Bay, 1/20/02
- 5 Tom Dempsey, vs. St. Louis, 12/27/75

#### Most Made, Career

- 26 Jeff Wilkins, 1997-2007
- 14 Bob Waterfield, 1946-52
- Mike Lansford, 1982-90
- 9 Tom Dempsey, 1975-76
- Frank Corral, 1978-91

#### Most Made, Game

- 7 Jeff Wilkins, vs. Minnesota, 1/16/00
- 6 Jeff Wilkins, vs. Green Bay, 1/20/00
- 5 Tom Dempsey, vs. St. Louis, 12/27/75

#### Most Made, Game, Opponent

- 6 Mark Moseley, @ Washington, 1/1/84
- Jay Feely, @ Atlanta 1/15/05
- 5 Lou Groza, vs. Cleveland, 12/26/55
- 4 Many times, last by Doug Brien, @ New Orleans, 12/30/00

#### Most Made, No Misses, Career

- 26 Jeff Wilkins, 1997-2007
- 14 Mike Lansford, 1982-90
- 9 Tom Dempsey, 1975-76

### TWO-POINT CONVERSIONS

#### Most Two-Point Conversions, Career

- 1 Dane Looker, 2002-08

#### Most Two-Point Conversions, Game

- 1 Dane Looker, vs. Carolina, 1/10/04

### FIELD GOALS

#### Most Attempted, Game

- 6 David Ray, @ Dallas, 12/23/73
- Jeff Wilkins, vs. Carolina, 1/10/04
- 4 Jeff Wilkins, vs. Tennessee, 1/30/00 (SB XXXIV)
- Jeff Wilkins, vs. Philadelphia, 1/27/02
- 3 Frank Corral, @ Tampa Bay, 1/6/80
- Bruce Gossett, @ Minnesota, 12/27/69

#### Most Attempted, Opponent, Game

- 5 John Kasay, vs. Carolina, 1/10/04
- 4 Jess Atkinson, @ Washington, 12/28/86
- Mike Cofer, @ San Francisco, 1/14/90
- 3 Many times, last by Al Del Greco, vs. Tennessee, 1/30/00 (SB XXXIV)

#### Most Made, Game

- 5 Jeff Wilkins, vs. Carolina, 1/10/04
- 3 David Ray, @ Dallas, 12/23/73
- Frank Corral, @ Tampa Bay, 1/6/80
- Jeff Wilkins, vs. Tennessee, 1/30/00 (SB XXXIV)
- Jeff Wilkins, vs. Philadelphia, 1/27/02
- 2 Many times, last by Mike Lansford, @ New York Giants, 1/7/90

#### Most Made, Opponent, Game

- 4 Jess Atkinson, @ Washington, 12/28/86
- 3 Many times, last by John Kasay, vs. Carolina, 1/10/04
- 2 Many times, last by Adam Vinatieri, vs. New England, 2/3/02 (SB XXXVI)

#### Most Consecutive Field Goals Made

- 5 Mike Lansford, 1983-86
- Jeff Wilkins, 2003
- 3 David Ray, 1973-74
- Frank Corral, 1980
- Mike Lansford, 1990
- Jeff Wilkins, 2001
- 2 By many, last by Jeff Wilkins, 1999

#### Most Consecutive Games Made

- 5 Jeff Wilkins, 2001-04
- 2 David Ray, 1973-74
- Frank Corral, 1980
- Mike Lansford, 1990
- Jeff Wilkins, 1999

#### Longest Field Goal

- 55 Jeff Wilkins, @ Atlanta, 1/15/05
- 51 Jeff Wilkins, vs. Carolina, 1/10/04
- 50 Jeff Wilkins, vs. New England, 2/3/02 (SB XXXVI)

#### Longest Field Goal, Opponent

- 52 Lou Groza, vs. Cleveland, 12/23/51
- John Kasay, vs. Carolina, 1/10/04
- 48 Adam Vinatieri, vs. New England, 2/3/02 (SB XXXVI)
- 47 Josh Brown, @ Seattle, 1/8/05

# INDIVIDUAL PLAYOFF RECORDS

## SAFETIES

### Most, Game

- 1 Team, vs. Tampa Bay, 1/23/00  
Team, vs. Washington, 12/16/45

### Most, Opponent, Game

- 1 Carl Eller, @ Minnesota, 12/27/69  
Jim Jensen, @ Dallas, 12/19/76  
Randy White, @ Dallas, 12/30/79  
Brady Smith, @ Atlanta, 1/15/05

## RUSHING

## ATTEMPTS

### Game

- 37 Lawrence McCutcheon, vs. St. Louis, 12/27/75  
34 Eric Dickerson, vs. Dallas, 1/4/86  
31 Marshall Faulk, vs. Philadelphia, 1/27/02

### Opponent, Game

- 31 Steve Van Buren, vs. Philadelphia, 12/18/49  
Chuck Foreman, vs. Minnesota, 12/26/77  
29 George Rogers, @ Washington, 12/28/86  
28 Eddie George, vs. Tennessee, 1/30/00 (SB XXXIV)

## YARDS GAINED

### Game

- 248 Eric Dickerson, vs. Dallas, 1/4/86  
202 Lawrence McCutcheon, vs. St. Louis, 12/27/75  
159 Marshall Faulk, vs. Philadelphia, 1/27/02

### Game, Opponent

- 204 Steve Van Buren, vs. Philadelphia, 12/18/79  
160 Tony Dorsett, vs. Dallas, 12/28/80  
142 Warrick Dunn, @ Atlanta, 1/15/05

### Longest Run

- 65 Eric Dickerson, @ Washington, 12/28/86  
55 Eric Dickerson, vs. Dallas, 1/4/86  
54 Greg Bell, @ Philadelphia, 12/31/89

### Longest Run, Opponent

- 64 Stephen Davis, vs. Carolina, 1/10/04  
62 Chuck Foreman, @ Minnesota, 12/26/76  
Warrick Dunn, @ Atlanta, 1/15/05  
53 Tony Dorsett, vs. Dallas, 1/7/79

### Most Games, 100 or More Yards

- 3 Lawrence McCutcheon, 1972-79  
Eric Dickerson, 1983-87  
2 Cullen Bryant, 1973-82, 87  
1 Jim Gillette, 1940, 1944-45  
Greg Bell, 1987-89  
Marshall Faulk, 1999-2006

### Most Consecutive Games, 100 or More Yards

- 2 Lawrence McCutcheon, 1976-77

## AVERAGE GAIN

### Career (50 attempts)

- 5.07 Eric Dickerson, 1983-87  
4.54 Greg Bell, 1987-89  
4.05 Cullen Bryant, 1973-82, 87

### Game (10 attempts)

- 7.29 Eric Dickerson, vs. Dallas, 1/4/86  
6.38 Lawrence McCutcheon, vs. Minnesota, 12/26/77  
6.08 Eric Dickerson, @ Washington, 12/28/86

## TOUCHDOWNS

### Game

- 2 Dick Hoerner, @ Cleveland, 12/24/50

Eric Dickerson, vs. Dallas, 1/4/86

Marshall Faulk, vs. Philadelphia, 1/27/02

- 1 Many times, last by Marshall Faulk, @ Seattle, 1/8/05

### Game, Opponent

- 3 John Riggins, @ Washington, 1/1/84  
2 Many times, last by Warrick Dunn, @ Atlanta, 1/15/05  
1 Many times, last by T.J. Duckett, @ Atlanta, 1/15/05

### Most Consecutive Games Rushing for Touchdown

- 2 Dick Hoerner, 1950-51  
Dan Towler, 1951-52  
Lawrence McCutcheon, 1976  
Eric Dickerson, 1984-85  
Marshall Faulk, 2003-04

## PASSING

## ATTEMPTS

### Game

- 46 Marc Bulger, vs. Carolina, 1/10/04  
45 Kurt Warner, vs. Tennessee, 1/30/00 (SB XXXIV)  
Jim Everett, @ Minnesota, 12/26/88  
44 Jim Everett, @ New York Giants, 1/7/90  
Kurt Warner, vs. New England, 2/3/02 (SB XXXVI)

### Game, Opponent

- 53 Danny White, @ Dallas, 12/26/83  
50 Jeff George, vs. Minnesota, 1/16/00  
44 Brett Favre, vs. Green Bay, 1/20/02

## COMPLETIONS

### Game

- 28 Kurt Warner, vs. New England, 2/3/02 (SB XXXVI)  
27 Kurt Warner, vs. Minnesota, 1/16/00  
Marc Bulger, vs. Carolina, 1/10/04  
26 Kurt Warner, vs. Tampa Bay, 1/23/00

### Game, Opponent

- 32 Danny White, @ Dallas, 12/26/83  
29 Jeff George, vs. Minnesota, 1/16/00  
27 Matt Hasselbeck, @ Seattle, 1/8/05

### Consecutive Passes Completed

- 12 Kurt Warner, vs. Minnesota, 1/16/00  
8 Roman Gabriel, @ Minnesota, 12/27/69  
7 Roman Gabriel, @ Minnesota, 12/27/69  
Vince Ferragamo, @ Tampa Bay, 1/6/80  
Marc Bulger, vs. Carolina, 1/10/04

## COMPLETION PERCENTAGE

### Game (20 attempts)

- 84.4 Kurt Warner, vs. Minnesota, 1/16/00 (27 of 33)  
68.8 Roman Gabriel, @ Minnesota, 12/27/69 (22 of 32)  
66.7 Bob Waterfield, vs. Chicago, 12/17/50 (14 of 21)  
Kurt Warner, vs. Philadelphia, 1/27/02 (22 of 33)

## YARDS GAINED

### Game

- 414 Kurt Warner, vs. Tennessee, 1/30/00 (SB XXXIV)  
391 Kurt Warner, vs. Minnesota, 1/16/00  
365 Kurt Warner, @ New Orleans, 12/30/00  
Kurt Warner, vs. New England, 2/3/02 (SB XXXVI)

### Game, Opponent

- 424 Jeff George, vs. Minnesota, 1/16/00  
341 Matt Hasselbeck, @ Seattle, 1/8/05  
330 Danny White, @ Dallas, 12/26/83

### Most Games, 300 or More Passing Yards, Career

- 4 Kurt Warner, 1998-2003

# INDIVIDUAL PLAYOFF RECORDS

- 2 Marc Bulger, 2001-
- 1 Bob Waterfield, @ Cleveland, 12/24/50
- Jim Everett, @ Philadelphia, 1/7/90

## Longest Pass Completion

- 82t Bob Waterfield (to Glenn Davis), @ Cleveland, 12/24/50
- 77t Kurt Warner (to Isaac Bruce), vs. Minnesota, 1/16/00
- 73t Norm Van Brocklin (to Tom Fears), vs. Cleveland, 12/23/51
- 73 James Harris (to Harold Jackson), @ Minnesota, 12/29/74
- 73t Kurt Warner (to Isaac Bruce), vs. Tennessee, 1/30/00 (SB XXXIV)

## Longest Pass Completion, Opponent

- 83t Roger Staubach (to Drew Pearson), @ Dallas, 12/23/78
- 73t Terry Bradshaw (to John Stallworth), vs. Pittsburgh, 1/20/80 (SB XIV)
- 69t Jake Delhomme (to Steve Smith), vs. Carolina, 1/10/04

## TOUCHDOWNS

- Game**
- 5 Kurt Warner, vs. Minnesota, 1/16/00
  - 3 Bob Waterfield, vs. Chicago, 12/27/50
  - Vince Ferragamo, @ Dallas, 12/26/83
  - Kurt Warner, @ New Orleans, 12/30/00
  - 2 Many times, last by Marc Bulger, @ Atlanta, 1/15/05

## Game, Opponent

- 4 Otto Graham, @ Cleveland, 12/24/50
- Roger Staubach, vs. Dallas, 1/4/76
- Jeff George, vs. Minnesota, 1/16/00
- Aaron Brooks, @ New Orleans, 12/30/00
- 3 Danny White, @ Dallas, 12/28/80
- 2 Many times, last by Michael Vick, @ Atlanta, 1/15/05

## Most Consecutive Games, Touchdown Pass

- 7 Kurt Warner, 1998-2003
- 4 Jim Everett, 1986-90
- 3 Norm Van Brocklin, 1951-55
- Pat Haden, 1976-78
- Vince Ferragamo, 1980-84

## HAD INTERCEPTED

- Game**
- 6 Norm Van Brocklin, vs. Cleveland, 12/26/55
  - 4 Bob Waterfield, @ Cleveland, 12/24/50
  - 3 Many times, last by Marc Bulger, vs. Carolina, 1/10/04

## Game, Opponent

- 6 Brett Favre, vs. Green Bay, 1/20/02
- 4 Bobby Layne, @ Detroit, 12/21/52
- 3 Many times, last by Danny White, vs. Dallas, 1/4/86

## Most Consecutive Passes Attempted, None Intercepted

- 72 Kurt Warner, 2001
- 63 Kurt Warner, 1999
- 55 Norm Van Brocklin, 1949-55

## Most Attempts, No Interceptions, Game

- 45 Kurt Warner, vs. Tennessee, 1/30/00 (SB XXXIV)
- 34 Jim Everett, @ Minnesota, 12/26/88
- 33 Kurt Warner, vs. Philadelphia, 1/27/02

## Most Attempts, No Interceptions, Opponent

- 36 Steve McNair, vs. Tennessee, 1/30/00 (SB XXXIV)
- 35 Randall Cunningham, @ Philadelphia, 12/31/89
- 31 Phil Simms, vs. New York Giants, 12/23/84

## TIMES SACKED

- Game**
- 5 Roman Gabriel, @ Green Bay, 12/23/67
  - John Hadl, @ Dallas, 12/23/73
  - Ron Jaworski, vs. Dallas, 1/4/76
  - Marc Bulger, @ Seattle, 1/8/05
  - 4 Vince Ferragamo, vs. Pittsburgh, 1/20/80 (SB XIV)
  - ) Marc Bulger, @ Atlanta, 1/15/05
  - 3 Many times, last by Kurt Warner, vs. New England, 2/3/02 (SB XXXVI)
- Game, Opponent**
- 7 Roger Staubach, @ Dallas, 12/23/73
  - 5 Danny White, vs. Dallas, 1/4/86
  - Wade Wilson, @ Minnesota, 12/26/88
  - Shaun King, vs. Tampa Bay, 1/23/00
  - 4 Many times, last by Jeff George, vs. Minnesota, 1/16/00

## PASS RECEIVING

### RECEPTIONS

- Game**
- 9 Tom Fears, @ Cleveland, 12/24/50
  - Marshall Faulk, vs. Carolina, 1/10/04
  - 8 Henry Ellard, @ New York Giants, 1/7/90
  - Isaac Bruce, vs. Philadelphia, 1/27/02
  - 7 10 times, last by Kevin Curtis, @ Atlanta, 1/15/05

## Game, Opponent

- 12 Darrell Jackson, @ Seattle, 1/8/05
- 11 Dante Lavelli, @ Cleveland, 12/24/50
- 9 Tony Hill, @ Dallas, 12/26/83
- Keith Byars, @ Philadelphia, 12/31/89
- Randy Moss, vs. Minnesota, 1/16/00

## Most Consecutive Games, Pass Reception

- 10 Henry Ellard, 1983-93
- Marshall Faulk, 1999-2006
- Torry Holt, 1999-2008
- 9 Isaac Bruce, 1994-2007
- 8 Lawrence McCutcheon, 1973-77

## YARDS

- Game**
- 198 Tom Fears, vs. Chicago, 12/17/50
  - 162 Isaac Bruce, vs. Tennessee, 1/30/00 (SB XXXIV)
  - 139 Dante Lavelli, @ Cleveland, 12/23/51
  - Harold Jackson, @ Minnesota, 12/29/74

## Game, Opponent

- 188 Randy Moss, vs. Minnesota, 1/16/00
- 171 Charlie Brown, @ Washington, 1/1/84
- 163 Steve Smith, vs. Carolina, 1/10/04

## Longest Pass Reception (All TDs unless noted)

- 82t Glenn Davis, @ Cleveland, 12/24/50
- 77t Isaac Bruce, vs. Minnesota, 1/16/00
- 73t Tom Fears, vs. Cleveland, 12/23/51
- 73 Harold Jackson, @ Minnesota, 12/29/74 (no TD)
- 73t Isaac Bruce, vs. Tennessee, 1/30/00 (SB XXXIV)

## Longest Pass Reception, Opponent

- 83t Drew Pearson, @ Dallas, 12/23/73
- 73t John Stallworth, vs. Pittsburgh, 1/20/80 (SB XIV)
- 69t Steve Smith, vs. Carolina, 1/10/04

## Most Games, 100 or More Yards, Career

- 4 Isaac Bruce, 1994-2007
- 3 Tom Fears, 1948-56
- 2 Harold Jackson, 1968, 73-77

# INDIVIDUAL PLAYOFF RECORDS

Torry Holt, 1999-2008  
Kevin Curtis, 2003-2006

## AVERAGE GAIN

### Game (3 receptions)

46.3 Tom Fears, vs. Cleveland, 12/23/51 (3-139)  
46.3 Harold Jackson, @ Minnesota, 12/29/74 (3-139)  
33.3 Isaac Bruce, vs. Minnesota, 1/16/00 (4-133)

### Game, Opponent (3 receptions)

40.3 John Stallworth, vs. Pittsburgh, 1/20/80, (SB XIV)  
(3-121)  
31.7 Steve Bagarus, vs. Washington, 12/16/45 (3-95)  
Dante Lavelli, vs. Cleveland, 12/26/55 (3-95)  
28.5 Charlie Brown, @ Washington, 1/1/84 (6-171)

## TOUCHDOWNS

### Game

3 Tom Fears, vs. Chicago, 12/17/50  
2 Willie Anderson, @ New York Giants, 1/7/90

### Game, Opponent

3 Preston Pearson, vs. Dallas, 1/4/76  
Willie Jackson, @ New Orleans, 12/30/00  
2 Dante Lavelli, @ Cleveland, 12/24/50  
Drew Pearson, @ Dallas, 12/23/73  
Art Monk, @ Washington, 1/1/84  
Randy Moss, vs. Minnesota, 1/16/00

### Most Consecutive Games, Touchdown

2 Tom Fears, 1951-52  
Harold Jackson, 1974-75  
Harold Jackson, 1976-77  
Preston Dennard, 1983  
Isaac Bruce, 1999-2000  
Torry Holt, 2004

## RUSHING-RECEIVING

### ATTEMPTS

### Game

40 Lawrence McCutcheon, vs. St. Louis, 12/22/74  
(ru 37, re 3)  
35 Eric Dickerson, vs. Dallas, 1/4/86 (ru 34, re 1)  
Marshall Faulk, vs. Philadelphia, 1/27/02 (ru 31, re 4)  
29 Wendell Tyler, @ Tampa Bay, 1/6/80 (ru 28, re 1)

### YARDS

### Game

247 Eric Dickerson, vs. Dallas, 1/4/86 (ru 248, re 1)  
210 Lawrence McCutcheon, vs. St. Louis, 12/22/74  
(ru 202, re 8)  
172 Marshall Faulk, vs. Philadelphia, 1/27/02  
(ru 159, re 13)

## PUNTING

### PUNTS

### Game

11 Dale Hatcher, @ Chicago, 1/12/86  
9 Bob Waterfield, vs. Philadelphia, 12/18/49  
7 Many times, last by Dale Hatcher, @ San Francisco,  
1/14/90

### Game, Opponent

10 Maury Buford, @ Chicago, 1/11/86  
8 Neil Clabo, vs. Minnesota, 12/26/77  
Tom Blanchard, @ Tampa Bay, 1/6/80

Ken Walter, vs. New England, 2/3/02 (SB XXXVI)

7 Many times, last by Bucky Scribner, @ Minnesota,  
12/26/88

### Longest Punt

64 Dave Chapple, @ Dallas, 12/23/73  
63 Dale Hatcher, @ Minnesota, 12/26/88  
61 Bob Waterfield, @ Cleveland, 12/24/50

### Longest Punt, Opponent

68 Horace Gillom, @ Cleveland, 12/24/50  
57 Neil Clabo, vs. Minnesota, 12/26/77  
55 Many times, last by Maury Buford, @ Chicago, 1/11/86

## AVERAGE GROSS YARDS

### Game (4 punts)

50.8 Norm Van Brocklin, @ Cleveland, 12/24/50 (4-203)  
) 48.2 Dale Hatcher, @ Minnesota, 12/26/88 (5-241)  
45.8 Kevin Stemke, @ Atlanta, 1/15/05 (4-183)

### Game, Opponent (4 punts)

47.6 Mitch Berger, vs. Minnesota, 1/16/00 (5-238)  
) 46.9 Mike Saxon, vs. Dallas, 1/4/86 (7-328)  
46.7 Marv Bateman, @ Dallas, 12/23/73 (7-327)

## HAD BLOCKED

### Career

3 Rusty Jackson, 1976  
1 Bob Waterfield, 1946-52  
Glen Walker, 1977

### Most Consecutive Punts, None Blocked

44 Dale Hatcher, 1985-89, 91  
18 Bob Waterfield, 1946-52  
17 John Misko, 1982-84  
John Baker, 2000-01

## INSIDE 20

### Career

14 Dale Hatcher, 1985-89, 91  
6 John Baker, 2000-01  
5 Bob Waterfield, 1946-52

### Game

3 Five times, last by John Baker, vs. New England,  
2/3/02 (SB XXXVI)  
2 Many times, last by John Baker, vs. Green Bay,  
1/20/02  
1 Many times, last by Kevin Stemke, @ Seattle, 1/8/05

## PUNT RETURNS

### RETURNS

### Game

6 Eddie Brown, @ Tampa Bay, 1/6/80  
5 Jackie Wallace, vs. Minnesota, 12/31/78  
4 Five times, last by Az-Zahir Hakim vs. Minnesota  
1/16/00

### Game, Opponent

6 George McAfee, vs. Chicago, 12/19/50  
5 James Jones, @ Dallas, 12/28/80  
4 Many times, last by Karl Williams, vs. Tampa Bay,  
1/23/00

## FAIR CATCHES

### Career

7 Dre' Bly, 1999-2002  
3 Dave Elmendorf, 1971-79  
2 Many times, last by Az-Zahir Hakim, 1998-2001



# INDIVIDUAL PLAYOFF RECORDS

## Game

- 3 Dre' Bly, vs. Philadelphia, 1/27/02
- 2 Tom Kalmanir, vs. Cleveland, 12/23/50
- Verda (V.T.) Smith, vs. Cleveland, 12/23/50
- Ed Meador, @ Green Bay, 12/23/67
- Dave Elmendorf, vs. St. Louis, 12/27/75
- Dre' Bly, vs. Green Bay, 1/20/02
- Dre' Bly, vs. New England, 2/3/02 (SB XXXVI)

## Game, Opponent

- 3 Willie Wood, @ Green Bay, 12/23/67
- Nick Giaquinto, @ Washington, 1/1/84
- Gordon Banks, vs. Dallas, 1/4/86
- 2 Chad Morton, @ New Orleans, 12/30/00

## YARDS GAINED

## Career

- 105 Az-Zahir Hakim, 1998-2001
- 97 Cullen Bryant, 1973-82, 87
- 94 Henry Ellard, 1983-93

## Game

- 72 Az-Zahir Hakim, vs. Minnesota 1/16/00
- 71 Verda (V.T.) Smith, @ Detroit, 12/21/52
- Jackie Wallace, vs. Minnesota, 12/31/78
- 67 Eddie Brown, @ Tampa Bay, 1/6/80

## Game, Opponent

- 152 Allen Rossum, @ Atlanta, 1/15/05
- 81 James Jones, @ Dallas, 12/28/80
- 68 George McAfee, vs. Chicago, 12/19/50

## Longest Punt Return

- 65 Az-Zahir Hakim, @ New Orleans, 12/30/00
- 57t Verda (V.T.) Smith, @ Detroit, 12/21/52
- 37 Eddie Brown, @ Tampa Bay, 1/6/60

## Longest Punt Return, Opponent

- 68 Allen Rossum, @ Atlanta, 1/15/05
- 48 Nick Giaquinto, @ Washington, 1/1/84
- 45 Allen Rossum, @ Atlanta, 1/15/05

## AVERAGE YARDAGE

## Game (3 returns)

- 19.7 Az-Zahir Hakim, @ New Orleans, 12/30/00 (3-59)
- 18.0 Az-Zahir Hakim, vs. Minnesota, 1/16/00 (4-72)
- 14.2 Jackie Wallace, vs. Minnesota, 12/31/78 (5-71)

## Game, Opponent (3 returns)

- 50.7 Allen Rossum, @ Atlanta, 1/15/05 (3-152)
- 18.7 Nick Giaquinto, @ Washington, 1/1/84 (3-56)
- 16.2 James Jones, @ Dallas, 12/28/80 (5-81)

## TOUCHDOWNS

## Game

- 1 Verda (V.T.) Smith, @ Detroit, 12/21/52

## Game, Opponent

- 1 Allen Rossum, @ Atlanta, 1/15/05

## KICKOFF RETURNS

## RETURNS

## Game

- 7 Henry Ellard, @ Washington, 1/1/84
- 6 Aveion Cason, @ Atlanta, 1/15/05
- 5 Many times, last by Aveion Cason, @ Seattle, 1/8/05

## Game, Opponent

- 7 Robert Tate, vs. Minnesota, 1/16/00
- 6 Brian Mitchell, vs. Philadelphia, 1/27/02
- Maurice Morris, @ Seattle, 1/8/05

- 5 Ken Carpenter, vs. Cleveland, 12/23/51
- Larry Anderson, vs. Pittsburgh, 1/20/80 (SB XIV)
- Derrick Mason, vs. Tennessee 1/30/00 (SB XXXIV)
- Rod Smart, vs. Carolina, 1/10/04

## YARDS

## Game

- 174 Tony Horne, vs. Minnesota, 1/16/00
- 129 Woodley Lewis, @ Detroit, 12/21/52
- 127 Woodley Lewis, vs. Cleveland, 12/26/55

## Game, Opponent

- 162 Larry Anderson, vs. Pittsburgh, 1/20/80 (SB XIV)
- 151 Robert Tate, vs. Minnesota, 1/16/00
- 135 Ken Carpenter, vs. Cleveland, 12/23/51

## Longest Kickoff Return

- 95t Tony Horne, vs. Minnesota, 1/16/00
- 46 Robert Delpino, @ San Francisco, 1/14/90
- 43 Woodley Lewis, vs. Cleveland, 12/26/55

## Longest Kickoff Return, Opponent

- 67 Terry Metcalf, vs. St. Louis, 12/27/75
- 45 Larry Anderson, vs. Pittsburgh, 1/20/80
- 41 Brian Mitchell, vs. Philadelphia, 1/27/02

## AVERAGE YARDAGE

## Game (3 returns)

- 43.5 Tony Horne, vs. Minnesota, 1/16/00 (4-174)
- 31.8 Woodley Lewis, vs. Cleveland, 12/26/55 (4-127)
- 29.3 Ron Waller, vs. Cleveland, 12/26/55 (3-88)

## Game, Opponent

- 35.0 Terry Metcalf, vs. St. Louis, 12/27/75 (3-105)
- 32.4 Larry Anderson, vs. Pittsburgh, 1/20/80 (5-162) (SB XIV)
- 28.3 Patrick Pass, vs. New England, 2/3/02 (SB XXXVI)

## TOUCHDOWNS

## Game

- 1 Tony Horne, vs. Minnesota, 1/16/00

## Game, Opponent

Never

## INTERCEPTIONS BY

## Game

- 2 Bill Simpson, vs. Minnesota, 12/31/78
- Bill Simpson, vs. St. Louis, 12/27/75
- Tommy Polley, vs. Green Bay, 1/20/02
- Aeneas Williams, vs. Green Bay, 1/20/02
- 1 Many times, last by Travis Fisher, @ Seattle, 1/8/05

## Game, Opponent

- 2 Many times, last by Sammy Knight, @ New Orleans, 12/30/00
- 1 Many times, last by Jason Webster, @ Atlanta, 1/15/05

## Most Consecutive Games, Interception

- 2 Jack Reynolds, 1973
- Bill Simpson, 1975-76
- Monte Jackson, 1976
- LeRoy Irvin, 1980-83
- Aeneas Williams, 2001

## YARDS GAINED

## Game

- 94 LeRoy Irvin, @ Dallas, 12/26/83
- 83 Bill Simpson, vs. St. Louis, 12/27/75
- 59 Isiah Robertson, @ Dallas, 12/23/73

# INDIVIDUAL PLAYOFF RECORDS

## Game, Opponent

- 72 Darrell Green, @ Washington, 1/1/84
- 68 Thomas Henderson, vs. Dallas, 1/7/79
- 65 Don Paul, vs. Cleveland, 12/26/55

## Longest Return (All TDs unless noted)

- 94 LeRoy Irvin, @ Dallas, 12/26/83
- 65t Bill Simpson, vs. St. Louis, 12/27/75
- 59t Isiah Robertson, @ Dallas, 12/23/73

## Longest Return, Opponent

- 72t Darrell Green, @ Washington, 1/1/84
- 68t Thomas Henderson, vs. Dallas, 1/7/79
- 65t Don Paul, vs. Cleveland, 12/26/55

## FUMBLES

### OPPONENTS FUMBLES RECOVERED

#### Career

- 3 Fred Dryer, 1972-81
- 2 Chuck Lamson, 1965-67
- Dave Elmendorf, 1971-79
- Jack Youngblood, 1971-84

#### Game

- 2 Chuck Lamson, @ Green Bay, 12/23/67
- Dave Elmendorf, @ Minnesota, 12/29/74
- Leonard Little, vs. Philadelphia, 1/27/02
- 1 Many times, last by Tommy Polley, @ Atlanta, 1/15/05

#### Game, Opponent

- 2 Matt Blair, @ Minnesota, 12/26/76
- 1 Many times, last by Travis Hall, @ Atlanta, 1/15/05

#### Longest Fumble Return

- 22 Andy Robustelli, vs. Cleveland, 12/23/51
- 10 Jack Youngblood, @ Minnesota, 12/26/76
- 9 Fred Dryer, vs. St. Louis, 12/27/75

#### Longest Fumble Return, Opponent

- 52t Wilber Marshall, @ Chicago, 1/11/86
- 21 Alvin Walton, @ Washington, 12/28/86
- 19 Neal Olkewicz, @ Washington, 12/28/86

## SACKS

### TOTAL SACKS

#### Career

- 8.5 Jack Youngblood, 1971-84
- 7 Kevin Greene, 1985-92
- 5 Leonard Little, 1998-

#### Game

- 3 Gary Jeter, vs. Dallas, 1/4/86
- Kevin Greene, @ Minnesota, 12/26/88
- 2.5 Jack Youngblood, @ Dallas, 12/23/73
- 2 Leonard Little, vs. Philadelphia, 1/27/02
- Brian Young, vs. Carolina, 1/10/04

#### Game, Opponent

- 3.5 Henry Jordan, @ Green Bay, 12/23/67
- 2 Carl Eller, @ Minnesota, 12/26/76
- Lawrence Taylor, @ New York Giants, 1/7/90
- Chike Okeafor, @ Seattle, 1/8/05

## BLOCKED KICKS

### BLOCKED PUNTS

#### Game

Never

#### Game, Opponent

- 2 Charlie Waters, @ Dallas, 12/19/76
- 1 Leo Skladany, vs. Philadelphia, 12/18/49

- Matt Blair, @ Minnesota, 12/26/76
- Scott Studwell, @ Minnesota, 12/31/78

## BLOCKED FIELD GOALS

#### Game

- 1 Todd Lyght, vs. Tennessee, 1/30/00 (SB XXXIV)

#### Game, Opponent

- 1 Bill Willis, vs. Cleveland, 12/23/51
- 1 Nate Allen, @ Minnesota, 12/26/76

# TEAM PLAYOFF RECORDS

## SCORING

### Most Points

- 49 vs. Minnesota, 1/16/00 (Rams 49, Vikings 37)
- 45 vs. Green Bay, 1/20/02 (Rams 45, Packers 17)
- 35 vs. St. Louis, 12/27/75 (Rams 35, Cardinals 23)

### Most Points, Opponent

- 51 @ Washington, 1/1/84 (Redskins 51, Rams 7)
- 47 @ Atlanta, 1/15/05 (Falcons 47, Rams 17)
- 38 vs. Cleveland, 12/26/55 (Browns 38, Rams 14)

### Fewest Points

- 0 vs. Philadelphia, 12/18/49 (Eagles 14, Rams 0)  
vs. Dallas, 1/7/79 (Cowboys 28, Rams 0)  
@ Chicago, 1/12/86 (Bears 24, Rams 0)
- 3 @ San Francisco, 1/14/90 (49ers 30, Rams 3)
- 7 vs. Minnesota, 12/26/77 (Vikings 14, Rams 7)  
vs. Dallas, 1/4/76 (Cowboys 37, Rams 7)  
@ Green Bay, 12/23/67 (Packers 28, Rams 7)  
@ Washington, 1/1/84 (Redskins 51, Rams 7)

### Fewest Points, Opponent

- 0 @ Tampa Bay, 1/6/80 (Rams 9, Buccaneers 0)  
vs. Dallas, 1/4/86 (Rams 20, Cowboys 0)
- 6 vs. Tampa Bay, 1/23/00 (Rams 11, Buccaneers 6)
- 7 @ Philadelphia, 12/31/89 (Rams 21, Eagles 7)

### Most Decisive Win

- 28 vs. Green Bay, 1/20/02 (Rams 45, Packers 17)
- 24 vs. Minnesota, 12/31/78 (Rams 34, Vikings 10)
- 20 vs. Dallas, 1/4/86 (Rams 20, Cowboys 0)

### Most Decisive Loss

- 44 @ Washington, 1/1/84 (Redskins 51, Rams 7)
- 30 vs. Dallas, 1/4/76 (Cowboys 37, Rams 7)  
@ Atlanta, 1/15/05 (Falcons 47, Rams 17)
- 28 vs. Dallas, 1/7/79 (Cowboys 28, Rams 0)

### Most Points, Both Teams

- 86 vs. Minnesota, 1/16/00 (Rams 49, Vikings 37)
- 64 @ Atlanta, 1/15/05 (Falcons 47, Rams 17)
- 62 vs. Green Bay, 1/20/02 (Rams 45, Packers 17)

## FIRST DOWNS

### Most First Downs

- 26 vs. St. Louis, 12/27/75  
@ New York Giants, 1/7/90  
vs. New England, 2/3/02 (SB XXXVI)
- 25 vs. Minnesota, 12/31/78
- 23 vs. Tennessee, 1/30/00 (SB XXXIV)  
vs. Tampa Bay, 1/23/00  
vs. Minnesota, 1/16/00  
vs. Carolina, 1/10/04

### Most First Downs, Opponent

- 29 @ Dallas, 12/28/80  
@ San Francisco, 1/14/90
- 27 vs. Minnesota, 1/16/00  
vs. Tennessee, 1/30/00 (SB XXXIV)
- 24 vs. Dallas, 1/4/76  
@ Dallas, 12/26/83  
vs. Carolina, 1/10/04  
@ Seattle, 1/8/05

### Most First Downs, Both Teams

- 50 vs. Minnesota, 1/16/00 (Vikings 27, Rams 23)  
vs. Tennessee, 1/30/00 (SB XXXIV)  
(Titans 27, Rams 23)
- 48 vs. St. Louis, 12/27/75 (Cardinals 22, Rams 17)
- 47 vs. Carolina, 1/10/04 (Panthers 24, Rams 23)

### Fewest First Downs

- 7 vs. Philadelphia, 12/18/49
- 9 vs. Dallas, 1/4/76  
@ Chicago, 1/12/86

@ San Francisco, 1/14/90

- 11 @ Dallas, 12/23/73  
vs. Chicago, 12/17/50

### Fewest First Downs, Opponent

- 7 @ Tampa Bay, 1/6/80
- 8 vs. Washington, 12/16/45
- 12 vs. Minnesota, 12/31/78  
vs. Tampa Bay, 1/23/00

### Fewest First Downs, Both Teams

- 22 vs. Washington, 12/16/45 (Rams 14, Redskins 8)  
@ Chicago, 1/12/86 (Bears 13, Rams 9)
- 24 vs. Philadelphia, 12/18/49 (Rams 7, Eagles 17)
- 26 @ Dallas, 12/23/73 (Rams 11, Cowboys 15)

### Most First Downs, Rushing

- 14 vs. St. Louis, 12/27/75  
@ Minnesota, 12/26/76
- 13 vs. Minnesota, 12/31/78  
@ Tampa Bay, 1/6/80
- 11 vs. Dallas, 1/4/86

### Most First Downs, Rushing, Opponent

- 19 @ Dallas, 12/28/80
- 14 @ Atlanta, 1/15/05
- 12 vs. Philadelphia, 12/18/49  
vs. Chicago, 12/17/50  
@ San Francisco, 1/14/90  
vs. Tennessee, 1/30/00 (SB XXXIV)

### Fewest First Downs, Rushing

- 0 vs. Philadelphia, 12/18/49  
@ San Francisco, 1/14/90
- 1 vs. Dallas, 1/4/76  
vs. Tennessee, 1/30/00 (SB XXXIV)  
@ New Orleans, 12/30/00
- 2 @ Green Bay, 12/23/67  
@ Washington, 1/1/84

### Fewest First Downs, Rushing, Opponent

- 1 @ New Orleans, 12/30/00
- 2 vs. Minnesota, 12/31/78
- 3 vs. Washington, 12/16/45  
vs. Dallas, 1/4/86

### Most First Downs, Passing

- 18 vs. Minnesota, 1/16/00  
vs. Tennessee, 1/30/00 (SB XXXIV)  
@ Philadelphia, 12/31/89
- 17 vs. Carolina, 1/10/04
- 16 @ New Orleans, 12/30/00  
vs. New England, 2/3/02 (SB XXXVI)

### Most First Downs, Passing, Opponent

- 20 vs. Minnesota, 1/16/00  
@ Dallas, 12/26/83
- 16 vs. Cleveland, 12/23/51  
vs. St. Louis, 12/27/75  
@ San Francisco, 1/14/90
- 15 @ Seattle, 1/8/05

### Fewest First Downs, Passing

- 3 @ Dallas, 1/4/86  
@ Chicago, 1/12/86
- 4 vs. Washington, 12/16/45
- 5 @ Dallas, 12/23/73  
vs. New York Giants, 12/23/84

### Fewest First Downs, Passing, Opponent

- 4 @ Tampa Bay, 1/6/80  
vs. Washington, 12/16/45  
vs. Philadelphia, 12/18/49  
@ Dallas, 12/23/73  
vs. Minnesota, 12/26/77  
@ Atlanta, 1/15/05

# TEAM PLAYOFF RECORDS

- 5 @ Washington, 12/28/86
- 7 @ Minnesota, 12/29/74
- Most First Downs, Penalty**
- 4 vs. Tennessee, 1/30/00 (SB XXXIV)  
@ Seattle, 1/8/05
- 3 @ Dallas, 12/19/76  
@ Dallas, 12/26/83  
vs. New England, 2/3/02 (SB XXXVI)
- 2 Many times, last vs. Minnesota, 1/16/00
- Most First Downs, Penalty, Opponent**
- 3 vs. New York Giants, 12/23/84
- 2 @ Minnesota, 12/29/74  
@ Dallas, 1/7/79  
@ New Orleans, 12/30/00  
@ Seattle, 1/8/05

## NET YARDS GAINED

- Most Yards Gained**
- 448 @ New York Giants, 1/7/90
- 440 vs. St. Louis, 12/27/75
- 436 vs. Tennessee, 1/30/00 (SB XXXIV)
- Most Yards Gained, Opponent**
- 528 @ Dallas, 12/28/80
- 485 vs. Carolina, 1/10/04
- 476 vs. Minnesota, 1/16/00
- Most Yards Gained, Both Teams**
- 881 vs. Minnesota, 1/16/00 (Vikings 476, Rams 405)
- 865 vs. Carolina, 1/10/04 (Panthers, 485, Rams 380)
- 832 @ Cleveland, 12/24/50 (Rams 418, Browns 414)
- Fewest Yards Gained**
- 118 vs. Dallas, 1/4/76
- 119 vs. Philadelphia, 12/18/49
- 130 @ Chicago, 1/12/86
- Fewest Yards Gained, Opponent**
- 181 @ Tampa Bay, 1/6/80
- 189 vs. Minnesota, 12/26/77
- 192 vs. New York Giants
- Fewest Yards Gained, Both Teams**
- 362 @ Chicago, 1/12/86 (Bears 232, Rams 130)
- 406 vs. New York Giants, 12/23/84 (Giants 214, Rams 192)
- 456 vs. Minnesota, 12/26/77 (Rams 267, Vikings 189)

## RUSHING

### ATTEMPTS

- Most Rushing Attempts**
- 53 @ Tampa Bay, 1/6/80
- 50 vs. St. Louis, 12/27/75
- 49 @ Dallas, 12/19/76
- Most Rushing Attempts, Opponent**
- 61 vs. Philadelphia, 12/18/49
- 50 vs. Dallas, 1/4/76
- 49 vs. Minnesota, 12/26/77
- Fewest Rushing Attempts**
- 10 @ San Francisco, 1/14/90
- 13 vs. Tennessee, 1/30/00 (SB XXXIV)
- 16 vs. Dallas, 1/4/76  
@ Washington, 1/1/84  
@ New Orleans, 12/30/00
- Fewest Rushing Attempts, Opponent**
- 16 vs. Minnesota, 12/31/78
- 18 vs. Dallas, 1/4/86
- 20 @ Dallas, 12/26/83

## YARDS

- Most Yards Gained Rushing**
- 269 vs. Dallas, 1/4/86
- 237 vs. St. Louis, 12/27/75
- 216 @ Tampa Bay, 1/6/80
- Most Yards Gained Rushing, Opponents**
- 338 @ Dallas, 12/28/80
- 327 @ Atlanta, 1/15/05
- 274 vs. Philadelphia, 12/18/49
- Most Yards Gained Rushing, Both Teams**
- 430 @ Dallas, 12/28/80 (Cowboys 338, Rams 92)
- 404 @ Atlanta, 1/15/05 (Falcons 327, Rams 77)
- 351 @ Minnesota, 12/26/76 (Rams 193, Vikings 158)
- Fewest Yards Gained Rushing**
- 21 vs. Philadelphia, 12/18/49
- 22 vs. Dallas, 1/4/76
- 26 @ San Francisco, 1/14/90
- Fewest Yards Gained Rushing, Opponent**
- 35 vs. Washington, 12/16/45
- 36 vs. Minnesota, 12/31/78
- 40 vs. New York Giants, 12/23/84
- Fewest Yards Gained Rushing, Both Teams**
- 84 @ New Orleans, 12/30/00 (Saints 50, Rams 34)
- 118 vs. Minnesota, 1/16/00 (Vikings 87, Rams 31)
- 128 vs. Tampa Bay, 1/23/00 (Buccaneers 77, Rams 51)

## PASSING

### ATTEMPTS

- Most Passes Attempted**
- 46 vs. Carolina, 1/10/04
- 45 vs. Tennessee, 1/30/00 (SB XXXIV)  
@ Minnesota, 12/26/88
- 44 @ New York Giants, 1/7/90  
vs. New England, 2/3/02 (SB XXXVI)
- Most Passes Attempted, Opponent**
- 53 @ Dallas, 12/26/83
- 50 vs. Minnesota, 1/16/00
- 44 vs. Green Bay, 1/20/02
- Most Passes Attempted, Both Teams**
- 84 @ Dallas, 12/26/83 (Cowboys 53, Rams 31)
- 83 vs. Minnesota, 1/16/00 (Vikings 50, Rams 33)
- 81 vs. Tennessee, 1/30/00 (SB XXXIV) (Rams 45, Titans 36)
- Fewest Passes Attempted**
- 15 vs. New York Giants, 12/23/84
- 18 @ Washington, 12/28/86
- 21 @ Dallas, 12/30/79
- Fewest Passes Attempted, Opponent**
- 9 vs. Philadelphia, 12/18/49
- 10 vs. Minnesota, 12/26/77
- 16 @ Dallas, 12/23/73
- Fewest Passes Attempted, Both Teams**
- 36 vs. Philadelphia, 12/18/49 (Rams 27, Eagles 9)
- 40 @ Dallas, 12/23/73 (Rams 24, Cowboys 16)
- 42 vs. Minnesota, 12/26/77 (Rams 32, Vikings 10)

### COMPLETIONS

- Most Passes Completed**
- 28 vs. New England, 2/3/02 (SB XXXVI)
- 27 vs. Minnesota, 1/16/00  
vs. Carolina, 1/10/04
- 25 vs. Tampa Bay, 1/23/00  
@ New York Giants, 1/7/90

# TEAM PLAYOFF RECORDS

## Most Passes Completed, Opponent

32 @ Dallas, 12/26/83  
 29 vs. Minnesota, 1/16/00  
 27 @ San Francisco, 1/14/90  
 @ Seattle, 1/8/05

## Most Passes Completed, Both Teams

56 vs. Minnesota, 1/16/00 (Vikings 29, Rams 27)  
 48 @ Dallas, 12/26/83 (Cowboys 32, Rams 16)  
 46 vs. Tennessee, 1/30/00 (SB XXXIV)  
 (Rams 24, Titans 22)

## Fewest Passes Completed

6 vs. Dallas, 1/4/86  
 7 @ Dallas, 12/23/73  
 9 @ Dallas, 12/30/79  
 @ Minnesota, 12/26/76  
 @ Washington, 12/28/86

## Fewest Passes Completed, Opponent

5 vs. Philadelphia, 12/18/49  
 vs. Minnesota, 12/26/77  
 @ Tampa Bay, 1/6/80  
 8 @ Dallas, 12/23/73  
 9 vs. Washington, 12/16/45

## Fewest Passes Completed, Both Teams

15 vs. Philadelphia, 12/18/49 (Rams 10, Eagles 5)  
 15 @ Dallas, 12/23/73 (Cowboys 8, Rams 7)  
 17 @ Tampa Bay, 1/6/80 (Rams 12, Buccaneers 5)

## YARDS

### Most Yards Gained, Passing

407 vs. Tennessee, 1/30/00 (SB XXXIV)  
 374 vs. Minnesota, 1/16/00  
 350 @ New Orleans, 12/30/00

### Most Yards Gained, Passing, Opponent

389 vs. Minnesota, 1/16/00  
 332 @ Seattle, 1/8/05  
 315 @ Washington, 1/1/84

### Most Yards Gained, Passing, Both Teams

763 vs. Minnesota, 1/16/00 (Vikings 389, Rams 374)  
 626 @ Seattle, 1/8/05 (Seahawks 332, Rams 294)  
 615 vs. Tennessee, 1/30/00 (SB XXXIV) (Rams 407,  
 Titans 208)

### Fewest Yards Gained, Passing

47 vs. Dallas, 1/4/86  
 66 @ Chicago, 1/12/86  
 96 vs. Dallas, 1/4/76

### Fewest Yards Gained, Passing, Opponent

42 vs. Minnesota, 12/26/77  
 68 vs. Philadelphia, 12/18/49  
 70 @ Atlanta, 1/15/05

### Fewest Yards Gained, Passing, Both Teams

163 vs. Minnesota, 12/26/77 (Rams 118, Vikings 49)  
 166 vs. Philadelphia, 12/18/49 (Rams 98, Eagles 68)  
 185 @ Chicago, 1/12/86 (Bears 144, Rams 41)

## SACKS

### TOTAL SACKS

#### Most Sacks

7 @ Dallas, 12/23/73  
 5 vs. Cleveland, 12/23/51  
 vs. Dallas, 1/4/86  
 @ Minnesota, 12/26/88  
 vs. Tampa Bay, 1/23/00  
 4 Many times, last vs. Minnesota, 1/16/00

## Most Sacks, Opponent

5 @ Green Bay, 12/23/67  
 @ Dallas, 12/23/73  
 vs. Dallas, 1/4/76  
 @ Seattle, 1/8/05  
 4 @ Pittsburgh, 1/20/80  
 @ Atlanta, 1/15/05  
 3 Many times, last @ Chicago, 1/12/86

## SACK YARDAGE

### Most Sack Yardage

52 vs. Chicago, 12/17/50  
 47 vs. Cleveland, 12/23/51  
 44 @ Dallas, 12/23/73

### Most Sack Yardage, Opponent

51 vs. Dallas, 1/4/76  
 44 @ Green Bay, 12/23/67  
 42 vs. Pittsburgh, 1/20/80

## INTERCEPTIONS

### TOTAL INTERCEPTIONS

#### Most Interceptions

6 vs. Green Bay, 1/20/02  
 4 @ Detroit, 12/21/52  
 3 Many times, last @ Dallas, 1/4/86

#### Most Interceptions, Opponent

7 vs. Cleveland, 12/26/55  
 5 @ Cleveland, 12/24/50  
 5 vs. Dallas, 1/7/79

## YARDS

#### Most Yards

161 vs. Green Bay, 1/20/02  
 130 vs. St. Louis, 12/27/75  
 111 @ Dallas, 12/26/83

#### Most Yards, Opponent

123 vs. Dallas, 1/7/79  
 103 vs. Cleveland, 12/26/55  
 77 vs. New England, 2/3/02 (SB XXXVI)

## PUNTING

### TOTAL PUNTS

#### Most Punts

11 @ Chicago, 1/12/86  
 10 vs. Chicago, 12/17/50  
 9 vs. Philadelphia, 12/18/49  
 @ Dallas, 12/19/76

#### Most Punts, Opponent

9 @ Philadelphia, 12/31/89  
 8 Many times, last vs. New England, 2/3/02 (SB XXXVI)  
 6 @ New Orleans, 12/30/00

#### Fewest Punts

1 vs. Carolina, 1/10/04  
 2 vs. Tennessee, 1/30/00 (SB XXXIV)  
 3 @ Minnesota, 12/27/69  
 @ Washington, 12/28/86  
 vs. Minnesota, 1/16/00  
 vs. Philadelphia, 1/27/02  
 @ Seattle, 1/8/05

#### Fewest Punts, Opponent

2 Many times, last @ Atlanta, 1/15/05  
 3 Many times, last @ Seattle, 1/8/05  
 4 Many times, last vs. Philadelphia, 1/27/02

# TEAM PLAYOFF RECORDS

## AVERAGE YARDAGE

### Highest Average Distance (4 punts)

50.8 @ Cleveland, 12/24/50  
 48.2 @ Minnesota, 12/26/88  
 45.8 @ Atlanta, 1/15/05

### Highest Average Distance, Opponent (4 punts)

47.6 vs. Minnesota, 1/16/00  
 46.9 vs. Dallas, 1/4/86  
 46.7 @ Dallas, 12/23/73

## PUNT RETURNS

### TOTAL RETURNS

#### Most Punt Returns

7 @ Minnesota, 12/26/76  
 6 vs. Minnesota, 12/31/78  
 @ Tampa Bay, 1/6/80  
 5 Five times, last vs. Minnesota, 12/26/88

#### Most Punt Returns, Opponent

7 vs. Chicago, 12/24/50  
 5 @ Dallas, 12/28/80  
 4 vs. Dallas, 1/7/79  
 @ Dallas, 12/19/76  
 vs. Dallas, 1/4/76  
 @ Minnesota, 12/29/74  
 vs. Pittsburgh, 1/20/80 (SB XIV)

### YARDS GAINED

#### Most Yards, Punt Returns

82 vs. Minnesota, 12/31/78  
 76 @ Detroit, 12/21/52  
 72 vs. Minnesota, 1/16/00

#### Most Yards, Punt Returns, Opponent

152 @ Atlanta, 1/15/05  
 82 vs. Chicago, 12/24/50  
 81 @ Dallas, 12/28/80

## KICKOFF RETURNS

### TOTAL RETURNS

#### Most Kickoff Returns

10 @ Washington, 1/1/84  
 8 vs. Dallas, 1/4/76  
 7 vs. Cleveland, 12/26/55  
 @ Atlanta, 1/15/05

#### Most Kickoff Returns, Opponent

8 vs. Minnesota, 1/16/00  
 7 vs. St. Louis, 12/27/75  
 vs. Green Bay, 1/20/02  
 vs. Philadelphia, 1/27/02  
 6 @ Minnesota, 12/27/69  
 vs. Minnesota, 12/31/78  
 vs. Carolina 1/10/04  
 @ Seattle, 1/8/05

### YARDS GAINED

#### Most Yards, Kickoff Returns

215 vs. Cleveland, 12/26/55  
 174 vs. Minnesota, 1/16/00  
 167 vs. Dallas, 1/4/76

#### Most Yards, Kickoff Returns, Opponent

188 vs. St. Louis, 12/27/75  
 174 vs. Minnesota, 1/16/00  
 162 vs. Pittsburgh, 1/20/80 (SB XIV)

## FUMBLES

### TOTAL FUMBLES

#### Most Fumbles

5 vs. St. Louis, 12/27/75  
 4 @ Minnesota, 12/26/76  
 @ Chicago, 1/12/86  
 @ Washington, 12/28/86  
 3 Many times, last @ New Orleans, 12/30/00

### Most Fumbles, Opponent

6 @ Philadelphia, 12/31/89  
 5 @ Minnesota, 12/29/79  
 4 vs. Cleveland, 12/23/51  
 @ New Orleans, 12/30/00

## FUMBLES LOST

### Most Fumbles Lost

4 @ Washington, 12/28/86  
 3 @ Minnesota, 12/29/74  
 vs. St. Louis, 12/27/75  
 2 Many times, last @ New Orleans, 12/30/00

### Most Fumbles Lost, Opponent

3 @ Cleveland, 12/24/50  
 @ Green Bay, 12/23/67  
 vs. Washington, 12/22/74  
 vs. Dallas, 1/4/86  
 2 Many times, last vs. Minnesota, 1/16/00

## PENALTIES

### TOTAL FUMBLES

### Most Penalties

10 vs. New York Giants, 12/23/84  
 @ Minnesota, 12/26/88  
 vs. Minnesota, 1/16/00  
 9 @ New Orleans, 12/30/00  
 8 vs. Tennessee, 1/30/00 (Super Bowl XXXIV)  
 @ Washington, 12/28/86  
 @ Dallas, 12/19/76  
 vs. Chicago Bears, 12/17/50

### Most Penalties, Opponent

13 vs. Carolina, 1/10/04  
 11 @ Dallas, 12/28/80  
 10 vs. Dallas, 1/7/79  
 vs. Minnesota, 1/16/00

### Fewest Penalties

1 @ Philadelphia, 12/31/89  
 2 Many times, last @ San Francisco, 1/14/90  
 3 @ Tampa Bay, 1/16/80  
 @ Minnesota, 12/26/76  
 @ Green Bay, 12/23/67

### Fewest Penalties, Opponent

1 vs. Washington, 12/22/74  
 2 vs. Minnesota, 12/31/78  
 @ Minnesota, 12/29/74  
 vs. Philadelphia, 1/27/02  
 3 vs. Green Bay, 1/20/02  
 vs. Tampa Bay, 1/23/00  
 @ San Francisco, 1/14/90  
 @ Cleveland, 12/24/50

## YARDS PENALIZED

### Most Yards Penalized

94 @ Dallas, 12/19/76  
 78 @ Washington, 12/28/86  
 75 vs. New York Giants, 12/23/84

### Most Yards Penalized, Opponent

92 vs. Carolina, 1/10/04  
 85 vs. Dallas, 1/7/79  
 81 vs. New York Giants, 12/23/84

### Fewest Yards Penalized

5 @ Philadelphia, 12/31/89  
 10 @ San Francisco, 1/14/90  
 26 vs. Pittsburgh, 1/20/80 (SB XIV)

### Fewest Yards Penalized, Opponent

12 vs. Minnesota, 12/31/78  
 15 vs. Philadelphia, 1/27/02  
 20 @ Minnesota, 12/29/74  
 vs. Green Bay, 1/20/02

# INDIVIDUAL SUPER BOWL RECORDS

## SCORING

### POINTS

#### Most Points, Game

- 9 Jeff Wilkins, vs. Tennessee, 1/30/00
- 6 Ron Smith, vs. Pittsburgh, 1/20/80
- Cullen Bryant, vs. Pittsburgh, 1/20/80
- Frank Corral, vs. Pittsburgh, 1/20/80
- Torry Holt, vs. Tennessee, 1/30/00
- Isaac Bruce, vs. Tennessee, 1/30/00
- Kurt Warner, vs. New England, 2/3/02
- Ricky Proehl, vs. New England, 2/3/02

#### Game, Opponent

- 12 Franco Harris, vs. Pittsburgh, 1/20/80
- Eddie George, vs. Tennessee, 1/30/00
- 6 Ty Law, vs. New England, 2/3/02
- David Patten, vs. New England, 2/3/02 00

### TOUCHDOWNS

#### Game

- 1 Ron Smith, vs. Pittsburgh, 1/20/80
- Cullen Bryant, vs. Pittsburgh, 1/20/80
- Torry Holt, vs. Tennessee, 1/30/00
- Isaac Bruce, vs. Tennessee, 1/30/00
- Kurt Warner, vs. New England, 2/3/02
- Ricky Proehl, vs. New England, 2/3/02

#### Game, Opponent

- 2 Franco Harris, vs. Pittsburgh, 1/20/80
- Eddie George, vs. Tennessee, 1/30/00
- 1 Ty Law, vs. New England, 2/3/02
- David Patten, vs. New England, 2/3/02

### POINTS AFTER TOUCHDOWNS

#### Most Attempted, Game

- 2 Jeff Wilkins, vs. Tennessee, 1/30/00
- Jeff Wilkins, vs. New England, 2/3/02
- 1 Frank Corral, vs. Pittsburgh, 1/20/80

#### Most Made, Game

- 2 Jeff Wilkins, vs. Tennessee, 1/30/00
- Jeff Wilkins, vs. New England, 2/3/02
- 1 Frank Corral, vs. Pittsburgh, 1/20/80

#### Made, Opponent

- 4 Matt Bahr, vs. Pittsburgh, 1/20/80
- 2 Adam Vinatieri, vs. New England, 2/3/02
- 1 Al Del Greco, vs. Tennessee, 1/30/00

### FIELD GOALS

#### Most Attempted, Game

- 4 Jeff Wilkins, vs. Tennessee, 1/30/00
- 2 Jeff Wilkins, vs. New England, 2/3/02
- Frank Corral vs. Pittsburgh, 1/20/80

#### Most Attempted, Opponent, Game

- 3 Al Del Greco, vs. Tennessee, 1/30/00
- 2 Adam Vinatieri, vs. New England, 2/3/02
- 1 Matt Bahr, vs. Pittsburgh, 1/20/80

#### Most Made, Game

- 3 Jeff Wilkins, vs. Tennessee, 1/30/00
- 2 Frank Corral, vs. Pittsburgh, 1/20/80
- 1 Jeff Wilkins, vs. New England, 2/3/02

#### Most Made, Opponent, Game

- 2 Adam Vinatieri, vs. New England, 2/3/02
- 1 Al Del Greco, vs. Tennessee, 1/30/00
- Matt Bahr, vs. Pittsburgh, 1/20/80

#### Most Consecutive Field Goals Made

- 2 Jeff Wilkins, vs. Tennessee, 1/30/00
- Frank Corral, vs. Pittsburgh, 1/20/80

#### Most Consecutive Games Made

- 2 Jeff Wilkins, vs. Tennessee, 1/30/00
- 1 Frank Corral, vs. Pittsburgh, 1/20/80

#### Longest Field Goal

- 50 Jeff Wilkins, vs. New England, 2/3/02
- 45 Frank Corral, vs. Pittsburgh, 1/20/80
- 31 Frank Corral, vs. Pittsburgh, 1/20/80

#### Longest Field Goal, Opponent

- 48 Adam Vinatieri, vs. New England, 2/3/02
- 43 Al Del Greco, vs. Tennessee, 1/30/00
- 41 Matt Bahr, vs. Pittsburgh, 1/20/80

## RUSHING

### ATTEMPTS

#### Game

- 17 Wendell Tyler, vs. Pittsburgh, 1/20/80
- Marshall Faulk, vs. New England, 2/3/02
- 10 Marshall Faulk, vs. Tennessee, 1/30/00
- 6 Cullen Bryant, vs. Pittsburgh, 1/20/80

#### Opponent, Game

- 28 Eddie George, vs. Tennessee, 1/30/00
- 20 Franco Harris, vs. Pittsburgh, 1/20/80
- 18 Antowain Smith, vs. New England, 2/3/02

### YARDS GAINED

#### Game

- 76 Marshall Faulk, vs. New England, 2/3/02
- 60 Wendell Tyler, vs. Pittsburgh, 1/20/80
- 30 Cullen Bryant, vs. Pittsburgh, 1/20/80

#### Game, Opponent

- 95 Eddie George, vs. Tennessee, 1/30/00
- 92 Antowain Smith, vs. New England, 2/3/02
- 64 Steve McNair, vs. Tennessee, 1/30/00

#### Longest Run

- 39 Wendell Tyler, vs. Pittsburgh, 1/20/80
- 15 Marshall Faulk, vs. New England, 2/3/02
- 14 Cullen Bryant, vs. Pittsburgh, 1/20/80

#### Longest Run, Opponent

- 23 Steve McNair, vs. Tennessee, 1/30/00
- 22 David Patten, vs. New England, 2/3/02
- 17 Antowain Smith, vs. New England, 2/3/02

### AVERAGE GAIN

#### Game (10 attempts)

- 3.50 Wendell Tyler, vs. Pittsburgh, 1/20/80
- 1.70 Marshall Faulk, vs. Tennessee, 1/30/00

### TOUCHDOWNS

#### Game

- 1 Cullen Bryant, vs. Pittsburgh, 1/20/80
- Kurt Warner, vs. New England, 2/3/02

#### Game, Opponent

- 2 Franco Harris, vs. Pittsburgh, 1/20/80
- Eddie George, vs. Tennessee, 1/30/00

## PASSING

### ATTEMPTS

#### Game

- 45 Kurt Warner, vs. Tennessee, 1/30/00
- 44 Kurt Warner, vs. New England, 2/3/02
- 25 Vince Ferragamo, vs. Pittsburgh, 1/20/80

# INDIVIDUAL SUPER BOWL RECORDS

## Game, Opponent

36	Steve McNair, vs. Tennessee, 1/30/00
27	Tom Brady, vs. New England, 2/3/02
21	Terry Bradshaw, Pittsburgh, 1/20/80

## COMPLETIONS

### Game

28	Kurt Warner, vs. New England, 2/3/02
24	Kurt Warner, vs. Tennessee, 1/30/00
15	Vince Ferragamo, vs. Pittsburgh, 1/20/80

### Game, Opponent

22	Steve McNair, Tennessee, 1/30/00
16	Tom Brady, vs. New England, 2/3/02
14	Terry Bradshaw, Pittsburgh, 1/20/80

## COMPLETION PERCENTAGE

### Game (20 attempts)

63.6	Kurt Warner, vs. New England, 2/3/02 (28 of 44)
60.0	Vince Ferragamo, vs. Pittsburgh, 1/20/80 (15 of 25)
53.3	Kurt Warner, vs. Tennessee, 1/30/00 (24 of 45)

### Game, Opponent (20 attempts)

66.7	Terry Bradshaw, vs. Pittsburgh, 1/20/80 (14 of 21)
61.1	Steve McNair, vs. Tennessee, 1/30/00 (22 of 36)
59.3	Tom Brady, vs. New England, 2/3/02 (16 of 27)

## YARDS GAINED

### Game

414	Kurt Warner, vs. Tennessee, 1/30/00
365	Kurt Warner, vs. New England, 2/3/02
212	Vince Ferragamo, vs. Pittsburgh, 1/20/80

### Game, Opponent

309	Terry Bradshaw, Pittsburgh, 1/20/80
214	Steve McNair, Tennessee, 1/30/00
145	Tom Brady, vs. New England, 2/3/02

### Longest Pass Completion (All TDs unless noted)

73t	Kurt Warner (to Isaac Bruce), vs. Tennessee, 1/30/00
52	Kurt Warner (to Marshall Faulk), vs. Tennessee, 1/30/00
50	Vince Ferragamo (to Billy Waddy), vs. Pittsburgh, 1/20/80

### Longest Pass Completion, Opponent (All TDs unless noted)

73t	Terry Bradshaw, (to John Stallworth), Pittsburgh, 1/20/80
47t	Terry Bradshaw, (to Lynn Swann), Pittsburgh, 1/20/80
45	Terry Bradshaw (to John Stallworth), Pittsburgh, 1/20/80

## TOUCHDOWNS

### Game

2	Kurt Warner, vs. Tennessee, 1/30/00
1	Lawrence McCutcheon, vs. Pittsburgh, 1/20/80
1	Kurt Warner, vs. New England, 2/3/02

### Game, Opponent

2	Terry Bradshaw, vs. Pittsburgh, 1/20/80
1	Tom Brady, vs. New England, 2/3/02

## HAD INTERCEPTED

### Game

2	Kurt Warner, vs. New England, 2/3/02
1	Vince Ferragamo, vs. Pittsburgh, 1/20/80

### Game, Opponent

3	Terry Bradshaw, Pittsburgh, 1/20/80
---	-------------------------------------

## Most Attempts, No Interceptions, Game

45	Kurt Warner, vs. Tennessee, 1/30/00
----	-------------------------------------

## Most Attempts, No Interceptions, Opponent

36	Steve McNair, vs. Tennessee, 1/30/00
27	Tom Brady, vs. New England, 2/3/02

## TIMES SACKED

### Game

4	Vince Ferragamo, vs. Pittsburgh 1/20/80
3	Kurt Warner, vs. New England, 2/3/02
1	Kurt Warner, vs. Tennessee, 1/30/00

### Game, Opponent

1	Steve McNair, Tennessee, 1/30/00
	Tom Brady, vs. New England, 2/3/02
	Kevin Faulk, vs. New England, 2/3/02

## PASS RECEIVING

### RECEPTIONS

### Game

7	Torry Holt, vs. Tennessee, 1/30/00
6	Isaac Bruce, vs. Tennessee, 1/30/00
5	Marshall Faulk, vs. Tennessee, 1/30/00
	Isaac Bruce, vs. New England, 2/3/02
	Az-Zahir Hakim, vs. New England, 2/3/02
	Torry Holt, vs. New England, 2/3/02

### Game, Opponent

7	Jackie Harris, Tennessee, 1/30/00
6	Troy Brown, vs. New England, 2/3/02
5	Frank Wycheck, Tennessee, 1/30/00
	Lynn Swann, Pittsburgh, 1/20/80

## YARDS

### Game

162	Isaac Bruce, vs. Tennessee, 1/30/00
109	Torry Holt, vs. Tennessee, 1/30/00
90	Marshall Faulk, vs. Tennessee, 1/30/00
	Az-Zahir Hakim, vs. New England, 2/3/02

### Game, Opponent

121	Lance Stallworth, vs. Pittsburgh, 1/20/80
89	Troy Brown, vs. New England, 2/3/02
79	Lynn Swann, vs. Pittsburgh, 1/20/80

### Longest Pass Reception (All TDs unless noted)

73t	Isaac Bruce, vs. Tennessee, 1/30/00
52	Marshall Faulk, vs. Tennessee, 1/30/00
50	Billy Waddy, vs. Pittsburgh, 1/20/80

### Longest Pass Reception, Opponent

73t	John Stallworth, vs. Pittsburgh, 1/20/80
47t	Lynn Swann, vs. Pittsburgh, 1/20/80
45t	John Stallworth, vs. Pittsburgh, 1/20/80

## AVERAGE GAIN

### Game (3 receptions)

27.0	Isaac Bruce, vs. Tennessee, 1/30/00 (6-162)
23.7	Ricky Proehl, vs. New England, 2/3/02 (3-71)
18.0	Marshall Faulk, vs. Tennessee, 1/30/00 (5-90)
	Az-Zahir Hakim, vs. New England, 2/3/02 (5-90)

## TOUCHDOWNS

### Game

1	Ron Smith, vs. Pittsburgh, 1/20/80
	Torry Holt, vs. Tennessee, 1/30/00
	Isaac Bruce, vs. Tennessee, 1/30/00
	Ricky Proehl, vs. New England, 2/3/02

### Game, Opponent

1	Lynn Swann, vs. Pittsburgh, 1/20/80
---	-------------------------------------



# INDIVIDUAL SUPER BOWL RECORDS

Lance Stallworth, vs. Pittsburgh, 1/20/80  
David Patten, vs. New England, 2/3/02

## RUSHING-RECEIVING

### ATTEMPTS

**Game**  
21 Marshall Faulk, vs. New England, 2/3/02  
20 Wendell Tyler, vs. Pittsburgh, 1/20/80  
15 Marshall Faulk, vs. Tennessee, 1/30/00

### YARDS

**Game**  
130 Marshall Faulk, vs. New England, 2/3/02  
117 Marshall Faulk, vs. Tennessee, 1/30/00  
80 Wendell Tyler, vs. Pittsburgh, 1/20/80

## PUNTING

### PUNTS

**Game**  
5 Ken Clark, vs. Pittsburgh, 1/20/80  
4 John Baker, vs. New England, 2/3/02  
2 Mike Horan, vs. Tennessee, 1/30/00

**Game, Opponent**  
8 Ken Walter, vs. New England, 2/3/02  
3 Craig Hentrich, Tennessee, 1/30/00  
2 Craig Colquitt, Pittsburgh, 1/20/80

### Longest Punt

59 Ken Clark, vs. Pittsburgh, 1/20/80  
49 John Baker, vs. New England, 2/3/02  
47 Mike Horan, vs. Tennessee, 1/30/00

### Longest Punt, Opponent

53 Ken Walter, vs. New England, 2/3/02  
50 Craig Colquitt, vs. Pittsburgh, 1/20/80  
49 Craig Hentrich, vs. Tennessee, 1/30/00

### AVERAGE GROSS YARDS

**Game (3 punts)**  
44.0 Ken Clark, vs. Pittsburgh, 1/20/80 (5-220)  
39.8 John Baker, vs. New England, 2/3/02 (4-159)

**Game, Opponent (3 punts)**  
43.1 Ken Walter, vs. New England, 2/3/02 (8-345)  
43.0 Craig Hentrich, vs. Tennessee, 1/30/00

### HAD BLOCKED

#### Most Consecutive Punts, None Blocked

5 Ken Clark, vs. Pittsburgh, 1/20/80  
4 John Baker, vs. New England, 2/3/02  
2 Mike Horan, vs. Tennessee, 1/30/80

### INSIDE 20

**Game**  
3 John Baker, vs. New England, 2/3/02

## PUNT RETURNS

### RETURNS

**Game**  
3 Dre' Bly, vs. New England, 2/3/02  
2 Az-Zahir Hakim, vs. Tennessee, 1/30/00  
1 Eddie Brown, vs. Pittsburgh, 1/20/80

### Game, Opponent

2 Theo Bell, vs. Pittsburgh, 1/20/80

Jim Smith, vs. Pittsburgh, 1/20/80  
1 Derrick Mason, vs. Tennessee, 1/30/00  
Troy Brown, vs. New England, 2/3/02

## FAIR CATCHES

**Game**  
2 Dre' Bly, vs. New England, 2/3/02

**Game, Opponent**  
1 Troy Brown, vs. New England, 2/3/02

## YARDS GAINED

**Game**  
8 Az-Zahir Hakim, vs. Tennessee, 1/30/00  
6 Dre' Bly, vs. New England, 2/3/02  
4 Eddie Brown, vs. Pittsburgh, 1/20/80

**Game, Opponent**  
17 Theo Bell, Pittsburgh, 1/20/80  
14 Jim Smith, Pittsburgh, 1/20/80  
4 Troy Brown, vs. New England, 2/3/02

### Longest Punt Return

10 Az-Zahir Hakim, vs. Tennessee, 1/30/00  
7 Dre' Bly, vs. New England, 2/3/02  
4 Eddie Brown, vs. Pittsburgh, 1/30/00

### Longest Punt Return, Opponent

11 Theo Bell, Pittsburgh, 1/20/80  
7 Jim Smith, Pittsburgh, 1/20/80  
4 Troy Brown, vs. New England, 2/3/02

## AVERAGE YARDAGE

**Game (2 returns)**  
4.0 Az-Zahir Hakim, vs. Tennessee, 1/30/00  
2.0 Dre' Bly, vs. New England, 2/3/02

### Game, Opponent (3 returns)

8.5 Theo Bell, Pittsburgh, 1/20/80  
7.0 Jim Smith, Pittsburgh, 1/20/80

## KICKOFF RETURNS

### RETURNS

**Game**  
4 Tony Horne, vs. Tennessee, 1/30/00  
3 Eddie Hill, vs. Pittsburgh, 1/20/80  
Yo Murphy, vs. New England, 2/3/02

**Game, Opponent**  
5 Derrick Mason, vs. Tennessee, 1/30/00  
Larry Anderson, vs. Pittsburgh, 1/20/80  
3 Patrick Pass, vs. New England, 2/3/02

## YARDS

**Game**  
81 Yo Murphy, vs. New England, 2/3/02  
55 Tony Horne, vs. Tennessee, 1/30/00  
47 Eddie Hill, vs. Pittsburgh, 1/20/80

**Game, Opponent**  
162 Larry Anderson, vs. Pittsburgh, 1/20/80  
122 Derrick Mason, vs. Tennessee, 1/30/00  
85 Patrick Pass, vs. New England, 2/3/02

### Longest Kickoff Return

38 Yo Murphy, vs. New England, 2/3/02  
27 Eddie Hill, vs. Pittsburgh, 1/20/80  
25 Tony Horne, vs. Tennessee, 1/30/00

### Longest Kickoff Return, Opponent

45 Larry Anderson, vs. Pittsburgh, 1/20/80  
35 Derrick Mason, vs. Tennessee, 1/30/00

# INDIVIDUAL SUPER BOWL RECORDS

Patrick Pass, vs. New England, 2/3/02

## AVERAGE YARDAGE

### Game (3 returns)

- 15.6 Eddie Hill, vs. Pittsburgh, 1/20/80 (3-47)
- 13.8 Tony Horne, vs. Tennessee, 1/30/00 (4-55)

### Game, Opponent

- 32.4 Larry Anderson, vs. Pittsburgh, 1/20/80 (5-162)
- 24.4 Derrick Mason, vs. Tennessee, 1/30/00 (5-122)

## INTERCEPTIONS BY

### Game

- 1 Dave Elmendorf, vs. Pittsburgh, 1/20/80
- Eddie Brown, vs. Pittsburgh, 1/20/80
- Rod Perry, vs. Pittsburgh, 1/20/80

### Game, Opponent

- 1 Jack Lambert, Pittsburgh, 1/20/80
- Ty Law, vs. New England, 2/3/02
- Otis Smith, vs. New England, 2/3/02

## YARDS GAINED

### Game

- 10 Dave Elmendorf, vs. Pittsburgh, 1/20/80
- 6 Eddie Brown, vs. Pittsburgh, 1/20/80

### Game, Opponent

- 47 Ty Law, vs. New England, 2/3/02
- 30 Otis Smith, vs. New England, 2/3/02
- 16 Jack Lambert, vs. Pittsburgh, 1/20/80

### Longest Return

- 10 Dave Elmendorf, vs. Pittsburgh, 1/20/80
- 6 Eddie Brown, vs. Pittsburgh, 1/20/80

### Longest Return, Opponent

- 47t Ty Law, New England, 2/3/02
- 30 Otis Smith, New England, 2/3/02
- 16 Jack Lambert, vs. Pittsburgh, 1/20/80

## FUMBLES

### OPPONENTS FUMBLES RECOVERED

### Game, Opponent

- 1 Terrell Buckley vs. New England, 2/3/02

### Longest Fumble Return

None

### Longest Fumble Return, Opponent

- 15 Terrell Buckley vs. New England, 2/3/02

## SACKS

### TOTAL SACKS

### Game

- 1 Leonard Little, vs. New England, 2/3/02
- Grant Wistrom, vs. New England, 2/3/02
- Kevin Carter, vs. Tennessee, 1/30/00

### Game, Opponent

- 1 Willie McGinest, vs. New England, 2/3/02
- Richard Seymour, vs. New England, 2/3/02
- Bobby Hamilton, vs. New England, 2/3/02
- Jason Fisk, Tennessee, 1/30/00
- J.T. Thomas, Pittsburgh, 1/20/80
- Robin Cole, Pittsburgh, 1/20/80
- Steve Furness, Pittsburgh, 1/20/80
- John Banaszak, Pittsburgh, 1/20/80

## BLOCKED KICKS

### BLOCKED FIELD GOALS

### Game

- 1 Todd Lyght, vs. Tennessee, 1/30/00

# TEAM SUPER BOWL RECORDS

## SCORING

### **Most Points**

- 23 vs. Tennessee, 1/30/00 (Rams 23, Titans 16)
- 19 vs. Pittsburgh, 1/20/80 (Steelers 31, Rams 19)
- 17 vs. New England, 2/3/02 (Patriots 20, Rams 17)

### **Most Points, Opponent**

- 31 vs. Pittsburgh, 1/20/80 (Steelers 31, Rams 19)
- 20 vs. New England, 2/3/02 (Patriots 20, Rams 17)
- 16 Tennessee, 1/30/00 (Rams 23, Titans 16)

### **Fewest Points**

- 17 vs. New England, 2/3/02 (Patriots 20, Rams 17)
- 19 vs. Pittsburgh, 1/20/80 (Steelers 31, Rams 19)
- 23 vs. Tennessee, 1/30/00 (Rams 23, Titans 16)

### **Fewest Points, Opponent**

- 16 vs. Tennessee, 1/30/00 (Rams, 23, Titans 16)
- 20 vs. New England, 2/3/02 (Patriots 20, Rams 17)
- 31 vs. Pittsburgh, 1/20/80 (Steelers 31, Rams 19)

### **Most Decisive Win**

- 7 vs. Tennessee, 1/30/00 (Rams 23, Titans 16)

### **Most Decisive Loss**

- 3 vs. New England, 2/3/02 (Patriots 20, Rams 17)
- 12 vs. Pittsburgh, 1/20/80 (Steelers 31, Rams 19)

### **Most Points, Both Teams**

- 50 vs. Pittsburgh, 1/20/80 (Steelers 31, Rams 19)
- 39 vs. Tennessee, 1/30/00 (Rams 23, Titans 16)
- 37 vs. New England, 2/3/02 (Patriots 20, Rams 17)

## FIRST DOWNS

### **Most First Downs**

- 26 vs. New England, 2/3/02
- 23 vs. Tennessee, 1/30/00
- 16 vs. Pittsburgh, 1/20/80

### **Most First Downs, Opponent**

- 27 vs. Tennessee, 1/30/00
- 19 vs. Pittsburgh, 1/20/80
- 15 vs. New England, 2/3/02

### **Most First Downs, Both Teams**

- 50 vs. Tennessee, 1/30/00
- 41 vs. New England, 2/3/02
- 35 vs. Pittsburgh, 1/20/80

### **Fewest First Downs**

- 16 vs. Pittsburgh, 1/20/80
- 23 vs. Tennessee, 1/30/00
- 26 vs. New England, 2/3/02

### **Fewest First Downs, Opponent**

- 27 Tennessee, 1/30/00
- 19 Pittsburgh, 1/20/80
- 15 vs. New England, 2/3/02

### **Fewest First Downs, Both Teams**

- 35 vs. Pittsburgh, 1/20/80
- 41 vs. New England, 2/3/02
- 50 vs. Tennessee, 1/30/00

### **Most First Downs, Rushing**

- 7 vs. New England, 2/3/02
- 6 vs. Pittsburgh, 1/20/00
- 1 vs. Tennessee, 1/30/00

### **Most First Downs, Rushing, Opponent**

- 12 vs. Tennessee, 1/30/00
- 8 vs. Pittsburgh, 1/20/80
- 6 vs. New England, 2/3/02

### **Fewest First Downs, Rushing**

- 1 vs. Tennessee, 1/30/00
- 6 vs. Pittsburgh, 1/20/80
- 7 vs. New England, 2/3/02

### **Fewest First Downs, Rushing, Opponent**

- 6 vs. New England, 2/3/02
- 8 vs. Pittsburgh, 1/20/80
- 12 vs. Tennessee, 1/30/00

### **Most First Downs, Passing**

- 18 vs. Tennessee, 1/30/00
- 16 vs. New England, 2/3/02
- 9 vs. Pittsburgh, 1/20/80

### **Most First Downs, Passing, Opponent**

- 13 vs. Tennessee, 1/30/00
- 10 vs. Pittsburgh, 1/20/80
- 8 vs. New England, 2/3/02

### **Fewest First Downs, Passing**

- 9 vs. Pittsburgh, 1/20/80
- 16 vs. New England, 2/3/02
- 18 vs. Tennessee, 1/30/00

### **Fewest First Downs, Passing, Opponent**

- 8 vs. New England, 2/3/02
- 10 vs. Pittsburgh, 1/20/80
- 13 vs. Tennessee, 1/30/00

### **Most First Downs, Penalty**

- 4 vs. Tennessee, 1/30/00
- 3 vs. New England, 2/3/02
- 1 vs. Pittsburgh, 1/20/80

### **Most First Downs, Penalty, Opponent**

- 2 vs. Tennessee, 1/30/00
- 1 vs. Pittsburgh, 1/20/80
- vs. New England, 2/3/02

## NET YARDS GAINED RUSHING-PASSING

### **Most Yards Gained**

- 436 vs. Tennessee, 1/30/00
- 427 vs. New England, 2/3/02
- 301 vs. Pittsburgh, 1/20/80

### **Most Yards Gained, Opponent**

- 393 vs. Pittsburgh, 1/20/80
- 367 vs. Tennessee, 1/30/00
- 267 vs. New England, 2/3/02

### **Most Yards Gained, Both Teams**

- 803 vs. Tennessee, 1/30/00 (Rams 436, Titans 367)
- 694 vs. Pittsburgh, 1/20/80 (Rams 301, Steelers 393)
- vs. New England, 2/3/02 (Rams 427, Patriots 267)

### **Fewest Yards Gained**

- 301 vs. Pittsburgh, 1/20/80
- 427 vs. New England, 2/3/02
- 436 vs. Tennessee, 1/30/00

### **Fewest Yards Gained, Opponent**

- 267 vs. New England, 2/3/02
- 367 vs. Tennessee, 1/30/00
- 393 vs. Pittsburgh, 1/20/80

### **Fewest Yards Gained, Both Teams**

- 694 vs. Pittsburgh, 1/20/80 (Rams 301, Steelers 393)
- vs. New England, 2/3/02 (Rams 427, Patriots 267)
- 803 vs. Tennessee, 1/30/00 (Rams 436, Titans 367)

## RUSHING

### **ATTEMPTS**

### **Most Rushing Attempts**

- 29 vs. Pittsburgh, 1/20/80
- 22 vs. New England, 2/3/02
- 13 vs. Tennessee, 1/30/00

### **Most Rushing Attempts, Opponent**

- 37 vs. Pittsburgh, 1/20/80
- 36 vs. Tennessee, 1/30/00

# TEAM SUPER BOWL RECORDS

25 vs. New England, 2/3/02

## **Fewest Rushing Attempts**

13 vs. Tennessee, 1/30/00  
22 vs. New England, 2/3/02  
29 vs. Pittsburgh, 1/20/80

## **Fewest Rushing Attempts, Opponent**

25 vs. New England, 2/3/02  
36 vs. Tennessee, 1/30/00  
37 vs. Pittsburgh, 1/20/80

## **YARDS**

### **Most Yards Gained Rushing**

107 vs. Pittsburgh, 1/20/80  
90 vs. New England, 2/3/02  
29 vs. Tennessee, 1/30/00

### **Most Yards Gained Rushing, Opponents**

159 vs. Tennessee, 1/30/00  
133 vs. New England, 2/3/02  
84 vs. Pittsburgh, 1/20/80

### **Most Yards Gained Rushing, Both Teams**

223 vs. New England, 2/3/02 (Rams 90, Patriots 133)  
191 vs. Pittsburgh, 1/20/80 (Rams 107, Steelers 84)  
188 vs. Tennessee, 1/30/00 (Rams 29, Titans 159)

### **Fewest Yards Gained Rushing**

29 vs. Tennessee, 1/30/00  
90 vs. New England, 2/3/02  
107 vs. Pittsburgh, 1/20/80

### **Fewest Yards Gained Rushing, Opponent**

84 vs. Pittsburgh, 1/20/80  
133 vs. New England, 2/3/02  
159 vs. Tennessee, 1/30/00

### **Fewest Yards Gained Rushing, Both Teams**

188 vs. Tennessee, 1/30/00 (Rams 29, Titans 159)  
191 vs. Pittsburgh, 1/20/80 (Rams 107, Steelers 84)  
223 vs. New England, 2/3/02 (Rams 90, Patriots 133)

## **PASSING**

## **ATTEMPTS**

### **Most Passes Attempted**

45 vs. Tennessee, 1/30/00  
44 vs. New Englands, 2/3/02  
26 vs. Pittsburgh, 1/20/80

### **Most Passes Attempted, Opponent**

36 vs. Tennessee, 1/30/00  
27 vs. New England, 2/3/02  
21 vs. Pittsburgh, 1/20/80

### **Most Passes Attempted, Both Teams**

81 vs. Tennessee, 1/30/00 (Rams 45, Tennessee 36)  
71 vs. New England, 2/3/02 (Rams 44, New England 27)  
47 vs. Pittsburgh, 1/20/80 (Rams 26, Pittsburgh 21)

### **Fewest Passes Attempted**

26 vs. Pittsburgh, 1/20/80  
44 vs. New England, 2/3/02  
45 vs. Tennessee, 1/30/00

### **Fewest Passes Attempted, Opponent**

21 vs. Pittsburgh, 1/20/80  
27 vs. New England, 2/3/02  
36 vs. Tennessee, 1/30/00

### **Fewest Passes Attempted, Both Teams**

47 vs. Pittsburgh, 1/20/80 (Rams 26, Steelers 21)  
71 vs. New England, 2/3/02 (Rams 44, Patriots 27)  
81 vs. Tennessee, 1/30/00 (Rams 45, Titans 36)

## **COMPLETIONS**

### **Most Passes Completed**

28 vs. New England, 2/3/02  
24 vs. Tennessee, 1/30/00  
16 vs. Pittsburgh, 1/20/80

### **Most Passes Completed, Opponent**

22 vs. Tennessee, 1/30/00  
16 vs. New England, 2/3/02  
14 vs. Pittsburgh, 1/20/80

### **Most Passes Completed, Both Teams**

46 vs. Tennessee, 1/30/00 (Rams 24, Titans 22)  
44 vs. New England, 2/3/02 (Rams 28, Patriots 16)  
30 vs. Pittsburgh, 1/20/80 (Rams 16, Steelers 14)

### **Fewest Passes Completed**

16 vs. Pittsburgh, 1/20/80  
24 vs. Tennessee, 1/30/00  
28 vs. New England, 2/3/02

### **Fewest Passes Completed, Opponent**

14 vs. Pittsburgh, 1/20/80  
16 vs. New England, 2/3/02  
22 vs. Tennessee, 1/30/00

### **Fewest Passes Completed, Both Teams**

30 vs. Pittsburgh, 1/20/80 (Rams 16, Steelers 14)  
44 vs. New England, 2/3/02 (Rams 28, Patriots 16)  
46 vs. Tennessee, 1/30/00 (Rams 24, Titans 22)

## **YARDS**

### **Most Yards Gained, Passing**

407 vs. Tennessee, 1/30/00  
337 vs. New England, 2/3/02  
194 vs. Pittsburgh, 1/20/80

### **Most Yards Gained, Passing, Opponent**

309 vs. Pittsburgh, 1/20/80  
208 vs. Tennessee, 1/30/00  
134 vs. New England, 2/3/02

### **Most Yards Gained, Passing, Both Teams**

615 vs. Tennessee, 1/30/00 (Rams 407, Titans 208)  
503 vs. Pittsburgh, 1/20/80 (Steelers 309, Rams 194)  
471 vs. New England, 2/3/02 (Rams 337, Patriots 134)

### **Fewest Yards Gained, Passing**

194 vs. Pittsburgh, 1/20/80  
337 vs. New England, 2/3/02  
407 vs. Tennessee, 1/30/00

### **Fewest Yards Gained, Passing, Opponent**

134 vs. New England, 2/3/02  
208 vs. Tennessee, 1/30/00  
309 vs. Pittsburgh, 1/20/80

### **Fewest Yards Gained, Passing, Both Teams**

471 vs. New England, 2/3/02 (Rams 337, Patriots 134)  
503 vs. Pittsburgh, 1/20/80 (Steelers 309, Rams 194)  
615 vs. Tennessee, 1/30/00 (Rams 407, Titans 208)

## **SACKS**

## **TOTAL SACKS**

### **Most Sacks**

2 vs. New England, 2/3/02  
1 vs. Tennessee, 1/30/00

### **Most Sacks, Opponent**

4 vs. Pittsburgh, 1/20/80  
3 vs. New England, 2/3/02  
1 vs. Tennessee 1/30/00

# TEAM SUPER BOWL RECORDS

## SACK YARDAGE

### Most Sack Yardage

- 11 vs. New England, 2/3/02
- 6 vs. Tennessee, 1/30/00

### Most Sack Yardage, Opponent

- 42 vs. Pittsburgh, 1/20/80
- 28 vs. New England, 2/3/02
- 7 vs. Tennessee 1/30/00

## INTERCEPTIONS BY

### TOTAL INTERCEPTIONS

### Most Interceptions

- 3 vs. Pittsburgh, 1/20/80

### Most Interceptions, Opponent

- 2 vs. New England, 2/3/02
- 1 vs. Pittsburgh, 1/20/80

### YARDS

### Most Yards

- 21 vs. Pittsburgh, 1/20/80

### Most Yards, Opponent

- 77 vs. New England, 2/3/02
- 16 vs. Pittsburgh, 1/20/80

## PUNTING

### TOTAL PUNTS

### Most Punts

- 5 vs. Pittsburgh, 1/20/80
- 4 vs. New England, 2/3/02
- 2 vs. Tennessee, 1/30/00

### Most Punts, Opponent

- 8 vs. New England, 2/3/02
- 3 vs. Tennessee, 1/30/00
- 2 vs. Pittsburgh, 1/20/80

### Fewest Punts

- 2 vs. Tennessee, 1/30/00
- 4 vs. New England, 2/3/02
- 5 vs. Pittsburgh, 1/20/80

### Fewest Punts, Opponent

- 2 vs. Pittsburgh, 1/20/80
- 3 vs. Tennessee, 1/30/00
- 8 vs. New England, 2/3/02

### AVERAGE YARDAGE

### Highest Average Distance (3 punts)

- 44.0 vs. Pittsburgh, 1/20/80
- 39.8 vs. New Englands, 2/3/02

### Highest Average Distance, Opponent (3 punts)

- 43.1 vs. New England, 2/3/02
- 43.0 vs. Tennessee, 1/30/00

## PUNT RETURNS

### TOTAL RETURNS

### Most Punt Returns

- 3 vs. New England, 2/3/02
- 2 vs. Tennessee, 1/30/00
- 1 vs. Pittsburgh, 1/20/80

### Most Punt Returns, Opponent

- 4 vs. Pittsburgh, 1/20/80
- 1 vs. Tennessee, 1/30/00
- vs. New England, 2/3/02

### YARDS GAINED

### Most Yards, Punt Returns

- 8 vs. Tennessee, 1/30/00

- 6 vs. New England, 2/3/02

- 4 vs. Pittsburgh, 1/20/80

### Most Yards, Punt Returns, Opponent

- 31 vs. Pittsburgh, 1/20/80
- 4 vs. New England, 2/3/02

## KICKOFF RETURNS

### TOTAL RETURNS

### Most Kickoff Returns

- 6 vs. Pittsburgh, 1/20/80
- 4 vs. Tennessee, 1/30/00
- vs. New England, 2/3/02

### Most Kickoff Returns, Opponent

- 5 vs. Pittsburgh, 1/20/80
- vs. Tennessee, 1/30/00
- 4 vs. New England, 2/3/02

### YARDS GAINED

### Most Yards, Kickoff Returns

- 82 vs. New England, 2/3/02
- 79 vs. Pittsburgh, 1/20/80
- 55 vs. Tennessee, 1/30/00

### Most Yards, Kickoff Returns, Opponent

- 162 vs. Pittsburgh, 1/20/80
- 122 vs. Tennessee, 1/30/00
- 100 vs. New England, 2/3/02

## FUMBLES

### TOTAL FUMBLES

### Most Fumbles

- 2 vs. Tennessee, 1/30/00
- vs. New England, 2/3/02

### Most Fumbles, Opponent

- 1 vs. Tennessee, 1/30/00

### FUMBLES LOST

### Most Fumbles Lost

- 1 vs. New England, 2/3/02

## PENALTIES

### TOTAL PENALTIES

### Most Penalties

- 8 vs. Tennessee, 1/30/00
- 2 vs. Pittsburgh, 1/30/00

### Most Penalties, Opponent

- 7 Tennessee, 1/30/00
- 6 Pittsburgh, 1/20/80

### Fewest Penalties

- 2 vs. Pittsburgh, 1/20/80
- 8 vs. Tennessee, 1/30/00

### Fewest Penalties, Opponent

- 6 Pittsburgh, 1/20/80
- 7 Tennessee, 1/30/00

### YARDS PENALIZED

### Most Yards Penalized

- 60 vs. Tennessee, 1/30/00
- 26 vs. Pittsburgh, 1/20/80

### Most Yards Penalized, Opponent

- 65 Pittsburgh, 1/20/80
- 45 Tennessee, 1/30/00

### Fewest Yards Penalized

- 26 vs. Pittsburgh, 1/20/80
- 60 vs. Tennessee, 1/30/00

### Fewest Yards Penalized, Opponent

- 45 Tennessee, 1/30/00
- 65 Pittsburgh, 1/20/80

# RAMS BIG DAYS / PLAYOFFS

**Bold denotes player active with Rams**

*Italics denotes rookie*

## RUSHING

248	Eric Dickerson vs. Dallas .....	Jan. 4, 1986	(34 carries, 2 TD)
202	Lawrence McCutcheon vs. St. Louis.....	Dec. 27, 1975	(37 carries, 0 TD)
159	Marshall Faulk vs. Philadelphia .....	Jan. 27, 2002	(31 carries, 2 TD)
158	Eric Dickerson @ Washington .....	Dec. 28, 1986	(26 carries, 0 TD)
128	Lawrence McCutcheon @ Minnesota .....	Dec. 26, 1976	(26 carries, 1 TD)
124	Greg Bell @ Minnesota.....	Dec. 26, 1988	(27 carries, 1 TD)
107	Eric Dickerson vs. New York Giants .....	Dec. 23, 1984	(23 carries, 1 TD)
106	Cullen Bryant @ Tampa Bay .....	Jan. 6, 1980	(18 carries, 0 TD)
102	Lawrence McCutcheon vs. Minnesota .....	Dec. 26, 1977	(16 carries, 0 TD)
101	Jim Gillette vs. Washington.....	Dec. 16, 1945	(17 carries, 0 TD)
100	Cullen Bryant vs. Minnesota .....	Dec. 31, 1978	(27 carries, 1 TD)

## CAREER 100-YARD RUSHING PLAYOFF GAMES

Games	Player	W-L	Games	Player	W-L
3	Eric Dickerson .....	1-2	1	Marshall Faulk.....	1-0
3	Lawrence McCutcheon .....	1-2	1	Jim Gillette .....	1-0
2	Cullen Bryant.....	2-0			
1	Greg Bell .....	0-1			

## PASSING

414	Kurt Warner vs. Tennessee (SB XXXIV) .....	Jan. 30, 2000	(24 / 45, 2 TD, 0 Int)
391	Kurt Warner vs. Minnesota .....	Jan. 16, 2000	(27 / 33, 5 TD, 1 Int)
365	Kurt Warner @ New Orleans .....	Dec. 30, 2000	(24 / 40, 3 TD, 3 Int)
365	Kurt Warner vs. New England (SB XXXVI).....	Feb. 3, 2002	(28 / 44, 1 TD, 2 Int)
<b>332</b>	<b>Marc Bulger vs. Carolina .....</b>	<b>Jan. 10, 2004</b>	<b>(27 / 46, 0 TD, 3 Int)</b>
315	Jim Everett @ New York Giants .....	Jan. 7, 1990	(25 / 44, 2 TD, 1 Int)
<b>313</b>	<b>Marc Bulger @ Seattle .....</b>	<b>Jan. 8, 2005</b>	<b>(18 / 32, 2 TD, 1 Int)</b>
312	Bob Waterfield @ Cleveland.....	Dec. 24, 1950	(18 / 31, 1 TD, 4 Int)

## CAREER 300-YARD PASSING PLAYOFF GAMES

Games	Player.....	W-L	Games	Player	W-L
4	Kurt Warner.....	2-2	1	Jim Everett.....	1-0
2	Marc Bulger.....	1-1	1	Bob Waterfield.....	1-0

## RECEIVING

198	Tom Fears vs. Chicago .....	Dec. 17, 1950	(7 receptions, 3 TD)
162	Isaac Bruce vs. Tennessee (SB XXXIV).....	Jan. 30, 2000	(6 receptions, 1 TD)
146	Tom Fears vs. Cleveland .....	Dec. 23, 1951	(4 receptions, 1 TD)
139	Harold Jackson @ Minnesota .....	Dec. 29, 1974	(3 receptions, 1 TD)
136	Tom Fears @ Cleveland .....	Dec. 24, 1950	(9 receptions, 0 TD)
133	Isaac Bruce vs. Minnesota .....	Jan. 16, 2000	(4 receptions, 1 TD)
128	Kevin Curtis @ Atlanta.....	Jan. 15, 2005	(7 receptions, 1 TD)
127	Isaac Bruce @ New Orleans .....	Dec. 30, 2000	(7 receptions, 1 TD)
125	Jim Benton vs. Washington .....	Dec. 16, 1945	(9 receptions, 1 TD)
125	Henry Ellard @ New York Giants .....	Dec. 7, 1990	(8 receptions, 0 TD)
117	Preston Dennard @ Dallas .....	Dec. 28, 1980	(6 receptions, 1 TD)
116	Skeet Quinlan vs. Cleveland.....	Dec. 26, 1955	(5 receptions, 1 TD)
116	Harold Jackson @ Dallas.....	Dec. 19, 1976	(6 receptions, 0 TD)
116	Isaac Bruce vs. Carolina .....	Jan. 10, 2004	(7 receptions, 0 TD)
109	Torry Holt vs. Tennessee (SB XXXIV) .....	Jan. 30, 2000	(7 receptions, 1 TD)
108	Ron Jessie vs. Minnesota .....	Dec. 31, 1978	(6 receptions, 1 TD)
108	Torry Holt @ Seattle .....	Jan. 8, 2005	(6 receptions, 1 TD)
107	Kevin Curtis @ Seattle.....	Jan. 8, 2005	(4 receptions, 0 TD)
100	Ricky Proehl vs. Tampa Bay.....	Jan. 23, 2000	(6 receptions, 1 TD)

## CAREER 100-YARD RECEIVING PLAYOFF GAMES

Games	Player.....	W-L	Games	Player	W-L
4	Isaac Bruce .....	2-2	1	Jim Benton.....	1-0
3	Tom Fears.....	2-1	1	Preston Dennard.....	0-1
2	Kevin Curtis.....	1-1	1	Henry Ellard.....	1-0
2	Torry Holt.....	2-0	1	Ricky Proehl.....	1-0
2	Harold Jackson.....	1-1	1	Skeet Quinlan.....	0-1

# RAMS BIG DAYS / PLAYOFFS

## RAMS LONGEST PLAYS/PLAYOFFS

### RUSHING

65	Eric Dickerson @ Washington .....	Dec. 28, 1986
55t	Eric Dickerson vs. Dallas .....	Jan. 4, 1986
54	Greg Bell, @ Philadelphia .....	Dec. 31, 1989
47	Skeet Quinlan @ Detroit .....	Dec. 21, 1952
39	Wendell Tyler vs. Pittsburgh .....	Jan. 20, 1980
38	Marshall Faulk vs. Green Bay .....	Jan. 20, 2002
35	Wendell Tyler vs. Dallas .....	Dec. 30, 1979
31	Marshall Faulk vs. Philadelphia .....	Jan. 27, 2002

### PASSING

82t	Bob Waterfield to Glenn Davis @ Cleveland .....	Dec. 24, 1950
77t	Kurt Warner to Isaac Bruce vs. Minnesota .....	Jan. 16, 2000
73t	Norm Van Brocklin to Tom Fears vs. Cleveland .....	Dec. 23, 1951
73t	James Harris to Harold Jackson @ Minnesota .....	Dec. 29, 1974
73t	Kurt Warner to Isaac Bruce vs. Tennessee (SB XXXIV) .....	Jan. 16, 2000
68t	Bob Waterfield to Tom Fears vs. Chicago .....	Dec. 17, 1950
67	Norm Van Brocklin to Skeet Quinlan vs. Cleveland .....	Dec. 26, 1955
66t	Ron Jaworski to Harold Jackson vs. St. Louis .....	Dec. 29, 1975
65	Vince Ferragamo to Willie Miller @ Dallas .....	Jan. 7, 1979

### PUNT RETURNS

65	Az-Zahir Hakim @ New Orleans .....	Dec. 30, 2000
57t	Verda (V.T.) Smith @ Detroit .....	Dec. 21, 1952
37	Eddie Brown @ Tampa Bay .....	Jan. 6, 1980
34	Az-Zahir Hakim vs. Minnesota .....	Jan. 16, 2000
32	Clifford Hicks @ Minnesota .....	Dec. 26, 1988
30	Jim Bertelsen @ Dallas .....	Dec. 23, 1973

### KICKOFF RETURNS

95t	Tony Horne vs. Minnesota .....	Jan. 16, 2000
46	Robert Delpino @ San Francisco .....	Jan. 14, 1990
43	Woodley Lewis vs. Cleveland .....	Dec. 26, 1955
43	Yo Murphy vs. Philadelphia .....	Jan. 27, 2002
41	Cullen Bryant @ Dallas .....	Dec. 23, 1973
38	Ron Brown @ New York Giants .....	Jan. 7, 1990
38	Yo Murphy vs. New England (SB XXXVI) .....	Feb. 3, 2002
37	Henry Ellard @ Washington .....	Jan. 1, 1984
36	Tony Horne vs. Minnesota .....	Jan. 16, 2000

### INTERCEPTION RETURNS

94	LeRoy Irvin @ Dallas .....	Dec. 26, 1983
65t	Bill Simpson vs. St. Louis .....	Dec. 27, 1975
59t	Isiah Robertson @ Dallas .....	Dec. 23, 1973
47t	Jack Youngblood vs. St. Louis .....	Dec. 27, 1975



THE 2013 MEDIA GUIDE OF THE  
**ST. LOUIS RAMS**

**GAME  
RECORDS**





# MONTH-TO-MONTH RECORDS



YEAR	AUG	SEPT	OCT	NOV	DEC	JAN	FEB	RECORD	
1937		1-2	0-5	0-3				1-10	
1938		0-3	3-1	0-3	1-0			4-7	
1939		0-2	2-2-1	2-1	1-0			5-5-1	
1940		1-1	1-3	2-2	0-0-1			4-6-1	
1941		2-1	0-4	0-4				2-9	
1942		2-1	1-3	2-2				5-6	
1943			Operation Suspended/World War II						
1944		1-0	2-2	1-3	0-1			4-6	
1945		1-0	3-1	4-0	2-0*			10-1*	
1946		0-1	2-1-1	2-2	2-0			6-4-1	
1947		1-0	2-2	1-4	2-0			6-6	
1948		1-0	1-3-1	2-2	2-0			6-5-1	
1949		1-0	5-0	1-1-2	1-1*			8-2-2*	
1950		1-1	4-1	3-1	2-1*			10-4*	
1951		1-0	2-2	3-1	2-1*			8-4*	
1952		0-1	2-2	5-0	2-1*			9-4*	
1953		1-0	3-1	2-2-1	2-0			8-3-1	
1954		1-0	1-3-1	3-1	1-1			6-5-1	
1955		1-0	3-2	2-1-1	2-1*			8-4-1*	
1956		1-0	0-4	1-3	2-1			4-8	
1957		1-0	1-3	2-2	2-1			6-6	
1958		0-1	2-2	4-1	2-0			8-4	
1959		0-1	2-2	0-5	0-2			2-10	
1960		0-1	1-3-1	2-1	1-2			4-7-1	
1961		0-2	1-4	2-2	1-2			4-10	
1962		0-3	1-3	0-3-1	0-3			1-12-1	
1963		0-3	2-2	2-2	1-2			5-9	
1964		2-0-1	2-2	1-4	0-1-1			5-7-2	
1965		1-1	0-5	1-3	2-1			4-10	
1966		3-1	1-3	3-1	1-1			8-6	
1967		2-0	2-1-2	4-0	3-1*	1-0*		12-2-2*	
1968		3-0	3-1	3-0-1	1-2			10-3-1	
1969		2-0	4-0	5-0	0-4*	1-0*		12-4-0*	
1970		2-0	2-2	3-1-1	2-1			9-4-1	
1971		0-1-1	4-1	2-2	2-1			8-5-1	
1972		1-0-1	3-1	1-3	1-3			6-7-1	
1973		3-0	3-1	3-1	3-1*			12-3*	
1974		2-1	3-1	3-1	3-2*			11-5*	
1975		1-1	4-0	4-1	4-0*	0-1*		13-3*	
1976		2-0-1	4-1	2-2	3-1*			11-4-1*	
1977		1-1	3-2	4-0	2-2*			10-5*	
1978		4-0	3-2	3-1	3-1*	0-1*		13-5*	
1979		3-2	1-3	3-1	3-1*	1-1*		11-8*	
1980		2-2	3-1	4-1	2-2*			11-6*	
1981		2-2	2-2	1-4	1-2			6-10	
1982		0-2	strike	1-1	0-4	1-0		2-7	
1983		2-2	3-2	3-1	2-2*	0-1*		10-8*	
1984		3-2	2-2	3-1	2-2*			10-7*	
1985		4-0	2-1	2-2	2-2	1-1*		11-6*	
1986		3-1	3-1	3-2	1-3*			10-7*	
1987		0-2	1-3	3-2	2-2			6-9	
1988		4-0	3-2	0-4	3-1*			10-7*	
1989		3-0	2-3	3-1	4-1*	1-1*		13-6*	
1990		1-2	1-3	2-2	1-4			5-11	
1991		2-3	1-2	0-4	0-4			3-13	
1992		2-2	1-2	1-4	2-2			6-10	
1993		2-2	0-4	1-2	1-3	1-0		5-11	
1994		2-2	1-3	1-3	0-4			4-12	
1995		4-0	1-3	1-3	1-3			7-9	
1996		1-3	1-3	1-3	3-1			6-10	
1997	1-0	1-3	0-3	1-4	2-1			5-11	
1998		1-3	1-2	1-4	1-3			4-12	
1999		2-0	4-1	3-1	4-0	3-1*		16-3*	
2000		4-0	3-1	1-3	2-3*			10-7*	
2001		3-0	3-1	2-1	5-0	3-0*	0-1*	16-3*	
2002		0-4	2-1	3-1	2-3			7-9	
2003		2-2	3-0	4-1	3-1	0-1*		12-5*	
2004		1-2	3-1	2-2	2-2	2-1*		10-8*	
2005		2-1	2-3	1-2	0-4	1-0		6-10	
2006		2-1	2-2	1-3	3-2			8-8	
2007		0-4	0-4	2-1	1-4			3-13	
2008		0-4	2-1	0-5	0-4			2-14	
2009		0-3	0-4	1-3	0-4	0-1		1-15	
2010		1-2	3-2	1-2	2-2	0-1		7-9	
2011		0-3	1-3	1-3	0-4	0-1		2-14	
2012		2-2	1-3	1-1-1	3-2			7-8-1	
<b>TOTALS</b>	<b>1-0</b>	<b>108-93-4</b>	<b>146-156-7</b>	<b>148-150-8</b>	<b>121-124-2*</b>	<b>16-12*</b>	<b>0-1*</b>	<b>540-536-21*</b>	
<b>R/S</b>	<b>1-0</b>	<b>108-93-4</b>	<b>146-156-7</b>	<b>148-150-8</b>	<b>111-118-2</b>	<b>7-4</b>	<b>0-0</b>	<b>521-521-21</b>	

\* postseason games included in record



# HOME & AWAY RECORDS

Year	HOME			Pct.	Home Stadium	Year	AWAY			Pct.
	W	L	T				W	L	T	
1937	0	5	0	.000	League Park	1937	1	5	0	.167
1938	2	2	0	.500	League Park/ Shaw Stadium	1938* + 2	5	0	0	.286
1939 * #	3	2	1	.583	Municipal Stadium	1939	2	3	0	.400
1940	3	1	1	.700	Municipal Stadium	1940	1	5	0	.167
1941 * %	1	4	0	.200	Municipal Stadium	1941	1	5	0	.167
1942	3	2	0	.600	Municipal Stadium	1942 * ^ 2	4	0	0	.333
1944	1	2	0	.333	League Park	1944	3	4	0	.429
1945	4	0	0	1.000	League/Shaw	1945	5	1	0	.833
1946	3	2	0	.600	Memorial Coliseum	1946	3	2	1	.583
1947	3	3	0	.500	Memorial Coliseum	1947	3	3	0	.500
1948	3	2	1	.583	Memorial Coliseum	1948	3	3	0	.500
1949	5	1	0	.833	Memorial Coliseum	1949	3	1	2	.667
1950	5	1	0	.833	Memorial Coliseum	1950	4	2	0	.667
1951	4	2	0	.667	Memorial Coliseum	1951	4	2	0	.667
1952	5	1	0	.833	Memorial Coliseum	1952	4	2	0	.667
1953	5	1	0	.833	Memorial Coliseum	1953	3	2	1	.583
1954	3	2	1	.583	Memorial Coliseum	1954	3	3	0	.500
1955	5	1	0	.833	Memorial Coliseum	1955	3	2	1	.583
1956	4	2	0	.667	Memorial Coliseum	1956	0	6	0	.000
1957	5	1	0	.833	Memorial Coliseum	1957	1	5	0	.167
1958	4	2	0	.667	Memorial Coliseum	1958	4	2	0	.667
1959	0	6	0	.000	Memorial Coliseum	1959	2	4	0	.333
1960	2	3	1	.417	Memorial Coliseum	1960	2	4	0	.333
1961	4	3	0	.571	Memorial Coliseum	1961	0	7	0	.000
1962	0	7	0	.000	Memorial Coliseum	1962	1	5	1	.214
1963	3	4	0	.429	Memorial Coliseum	1963	2	5	0	.286
1964	3	2	2	.571	Memorial Coliseum	1964	2	5	0	.286
1965	3	4	0	.429	Memorial Coliseum	1965	1	6	0	.143
1966	5	2	0	.714	Memorial Coliseum	1966	3	4	0	.429
1967	5	1	1	.786	Memorial Coliseum	1967	6	0	1	.929
1968	5	2	0	.714	Memorial Coliseum	1968	5	1	1	.786
1969	5	2	0	.714	Memorial Coliseum	1969	6	1	0	.857
1970	3	3	1	.500	Memorial Coliseum	1970	6	1	0	.857
1971	4	2	1	.643	Memorial Coliseum	1971	4	3	0	.571
1972	4	3	0	.571	Memorial Coliseum	1972	2	4	1	.357
1973	7	0	0	1.000	Memorial Coliseum	1973	5	2	0	.714
1974	6	1	0	.857	Memorial Coliseum	1974	4	3	0	.571
1975	6	1	0	.857	Memorial Coliseum	1975	6	1	0	.857
1976	5	2	0	.714	Memorial Coliseum	1976	5	1	1	.786
1977	7	0	0	1.000	Memorial Coliseum	1977	3	4	0	.429
1978	6	2	0	.750	Memorial Coliseum	1978	6	2	0	.750
1979	4	4	0	.500	Memorial Coliseum	1979	5	3	0	.625
1980	6	2	0	.750	Anaheim Stadium	1980	5	3	0	.625
1981	4	4	0	.500	Anaheim Stadium	1981	2	6	0	.250
1982	1	4	0	.200	Anaheim Stadium	1982	1	3	0	.250
1983	5	3	0	.625	Anaheim Stadium	1983	4	4	0	.500
1984	5	3	0	.625	Anaheim Stadium	1984	5	3	0	.625
1985	6	2	0	.750	Anaheim Stadium	1985	5	3	0	.625
1986	6	2	0	.750	Anaheim Stadium	1986	4	4	0	.500
1987	3	4	0	.429	Anaheim Stadium	1987	3	5	0	.375
1988	4	4	0	.500	Anaheim Stadium	1988	6	2	0	.750
1989	6	2	0	.750	Anaheim Stadium	1989	5	3	0	.625
1990	2	6	0	.250	Anaheim Stadium	1990	3	5	0	.375
1991	2	6	0	.250	Anaheim Stadium	1991	1	7	0	.125
1992	4	4	0	.500	Anaheim Stadium	1992	2	6	0	.250
1993	3	5	0	.375	Anaheim Stadium	1993	2	6	0	.250
1994	3	5	0	.375	Anaheim Stadium	1994	1	7	0	.125
1995	4	4	0	.500	Busch Stadium/ Trans World Dome	1995	3	5	0	.375
1996	4	4	0	.500	Trans World Dome	1996	2	6	0	.250
1997	2	6	0	.250	Trans World Dome	1997	3	5	0	.375
1998	2	6	0	.250	Trans World Dome	1998	2	6	0	.250
1999	8	0	0	1.000	Trans World Dome	1999	5	3	0	.625
2000	5	3	0	.625	Trans World Dome	2000	5	3	0	.625
2001	6	2	0	.750	Dome at America's Center	2001	8	0	0	1.000
2002	6	2	0	.750	Edward Jones Dome	2002	1	7	0	.125
2003	8	0	0	1.000	Edward Jones Dome	2003	4	4	0	.500
2004	6	2	0	.750	Edward Jones Dome	2004	2	6	0	.250
2005	3	5	0	.375	Edward Jones Dome	2005	3	5	0	.375
2006	4	4	0	.500	Edward Jones Dome	2006	4	4	0	.500
2007	1	7	0	.125	Edward Jones Dome	2007	2	6	0	.250
2008	1	7	0	.125	Edward Jones Dome	2008	1	7	0	.125
2009	0	8	0	.000	Edward Jones Dome	2009	1	7	0	.125
2010	5	3	0	.625	Edward Jones Dome	2010	2	6	0	.250
2011	1	7	0	.125	Edward Jones Dome	2011	1	7	0	.125
2012 * ^	4	4	0	.500	Edward Jones Dome	2012	3	4	1	.438
<b>TOTALS</b>	<b>288</b>	<b>223</b>	<b>10</b>	<b>.562</b>	<b>TOTALS</b>	<b>232</b>	<b>291</b>	<b>11</b>	<b>.445</b>	

\* Record includes neutral site game

# Rams played Philadelphia in Colorado Springs and were the home team

% Rams played Pittsburgh in Akron and were the home team

^ Rams played New England in London and were the home team

\* Record includes neutral site game

+ Rams played Pittsburgh in New Orleans and were the road team

^ Rams played Chicago Cardinals in Buffalo and were the road team

# RAMS OVERTIME GAMES



The Rams have played in 28 overtime games, 26 in the regular season and two in the playoffs, since the NFL adopted the extra period in 1974. The Rams have a 14-12-2 record overall in overtime games.

	Score by Quarters					Total	Winning Score
	1	2	3	4	OT		
Oct. 12, 1975 @ San Diego Stadium							
RAMS	1	3	7	0	3	13	FG Dempsey 22
San Diego	0	0	10	0	0	10	
Sept. 19, 1976 @ Metropolitan Stadium							
RAMS	0	0	0	10	0	10	
Minnesota	0	3	0	7	0	10	
Dec. 2, 1979 @ Memorial Coliseum							
Minnesota	7	7	0	7	0	21	
RAMS	7	7	7	0	6	27	Cromwell 5-yard run
Dec. 7, 1980 @ Rich Stadium							
RAMS	0	0	7	0	0	7	
Buffalo	0	0	7	0	3	10	FG Mike-Mayer 30
Dec. 21, 1980 @ Anaheim Stadium							
Atlanta	7	7	0	3	0	17	
RAMS	3	0	14	0	3	20	FG Corral 23
Sept. 25, 1983 @ Shea Stadium							
RAMS	14	0	3	7	0	24	
New York Jets	7	7	7	3	3	27	FG Leahy 22
Oct. 5, 1986 @ Anaheim Stadium							
Tampa Bay	0	10	7	3	0	20	
RAMS	14	3	0	3	6	26	Dickerson 42-yard run
Dec. 14, 1986 @ Anaheim Stadium							
Miami	0	21	7	3	6	37	Duper 20-yard pass from Marino
RAMS	0	7	14	10	0	31	
Nov. 5, 1989 @ Hubert Humphery Metrodome							
RAMS	7	0	0	14	0	21	
Minnesota	3	9	6	3	2	23	Safety, Merriweather blocked punt
Nov. 26, 1989 @ Louisiana Superdome							
RAMS	0	3	0	14	3	20	FG Lansford 31
New Orleans	7	3	7	0	0	17	
Jan. 7, 1990 @ Giants Stadium (NFC Divisional Playoff Game)							
RAMS	0	7	0	6	6	19	Anderson 30-yard pass from Everett
New York Giants	6	0	7	0	0	13	
Oct. 7, 1990 @ Anaheim Stadium							
Cincinnati	14	7	7	3	3	34	FG Breech 44
RAMS	0	7	14	10	0	31	
Sept. 29, 1996 @ Sun Devil Stadium							
RAMS	7	14	7	0	0	28	
Arizona	0	14	0	14	3	31	FG Davis 24
Oct. 27, 1996 @ Memorial Stadium							
RAMS	7	6	7	11	0	31	Jackson 22-yard pass from Testaverde
Baltimore	0	6	11	14	6	37	
Sept. 9, 2001 @ Veterans Stadium							
RAMS	7	7	3	0	3	20	
Philadelphia	3	0	0	14	0	17	FG Wilkins 26
Sept. 14, 2003 @ Edward Jones Dome							
San Francisco	7	3	7	7	0	24	
RAMS	7	0	7	10	3	27	FG Wilkins 28

# RAMS OVERTIME GAMES CONTINUED



Nov. 23, 2003 @ Sun Devil Stadium

RAMS.....	14	3	7	3	3	30	FG Wilkins 49
Arizona.....	0	10	7	10	0	27	

Jan. 10, 2004 @ Edward Jones Dome (NFC Divisional Playoff Game) - 2 OT

Carolina.....	0	10	6	7	0	6	29	Smith 69-yard pass from Delhomme
RAMS.....	3	6	3	11	0	0	23	

Sept. 26, 2004 @ Edward Jones Dome

New Orleans.....	0	13	3	9	3	28	FG Carney 31
RAMS.....	7	3	0	15	0	25	

Oct. 10, 2004 @ Qwest Field

RAMS.....	0	7	3	17	6	33	McDonald 52-yard pass from Bulger
Seattle.....	7	17	0	3	0	27	

Jan., 2, 2005 @ Edward Jones Dome

New York Jets.....	3	7	16	3	0	29	
RAMS.....	0	14	7	8	3	32	FG Wilkins 31

Nov. 27, 2005 @ Reliant Stadium

RAMS.....	0	3	7	17	6	33	Curtis 56-yard pass from Fitzpatrick
Houston.....	7	17	0	3	0	27	

Dec. 24, 2006 @ Edward Jones Dome

Washington.....	7	14	7	3	0	31	
RAMS.....	0	14	14	3	6	37	Jackson 21-yard run

Oct. 18, 2009 @ Municipal Stadium

Jacksonville.....	6	0	0	14	3	23	FG Scobee 36
RAMS.....	7	3	0	10	0	20	

Nov. 14, 2010 @ Candlestick Park

RAMS.....	3	7	7	3	0	20	FG Nedney 29
San Francisco.....	7	3	0	10	3	23	

Nov. 6, 2011 @ University of Phoenix Stadium

RAMS.....	3	6	4	0	0	13	
Cardinals.....	3	0	3	7	6	19	Peterson 99-yard PR

Nov. 11, 2012 @ Candlestick Park

RAMS.....	14	0	3	7	0	24	
San Francisco.....	0	7	0	17	0	24	

Dec. 2, 2012 @ Edward Jones Dome

San Francisco.....	7	0	0	6	0	13	
RAMS.....	0	0	2	11	3	16	Zuerlein 54-yard field goal



## RAMS ON MONDAY NIGHT

YEAR	DATE	OPPONENT	NETWORK	SCORE	W/L	ATTENDANCE
1968	Sept. 16	at St. Louis	--	24-13	W	49,757
1970	Oct. 26	at Minnesota	(ABC)	3-13	L	47,900
	Dec. 14	DETROIT	(ABC)	23-28	L	79,441
1971	Nov. 8	at Baltimore	(ABC)	17-24	L	57,722
	Dec. 13	WASHINGTON	(ABC)	24-38	L	80,402
1972	Dec. 4	at San Francisco	(ABC)	26-16	W	61,214
1973	Dec. 10	NEW YORK GIANTS	(ABC)	40-6	W	73,328
1974	Nov. 4	at San Francisco	(ABC)	15-13	W	57,502
	Dec. 9	WASHINGTON	(ABC)	17-23	L	87,313
1975	Nov. 3	at Philadelphia	(ABC)	42-3	W	64,601
1976	Oct. 11	SAN FRANCISCO	(ABC)	0-16	L	80,532
	Nov. 8	at Cincinnati	(ABC)	12-20	L	52,480
1977	Oct. 10	at Chicago	(ABC)	23-24	L	51,412
	Oct. 24	MINNESOTA	(ABC)	35-3	W	62,414
1978	Oct. 30	at Atlanta	(ABC)	7-15	L	57,250
	Dec. 11	CINCINNATI	(ABC)	19-20	L	47,471
1979	Nov. 19	ATLANTA	(ABC)	20-14	W	54,097
1980	Nov. 24	at New Orleans	(ABC)	27-7	W	53,448
	Dec. 15	DALLAS	(ABC)	38-14	W	65,154
1981	Sept. 28	at Chicago	(ABC)	24-7	W	62,461
	Dec. 14	ATLANTA	(ABC)	21-16	W	57,054
1983	Nov. 14	at Atlanta	(ABC)	36-13	W	31,203
1984	Sept. 3	DALLAS	(ABC)	13-20	L	65,403*
	Oct. 22	at Atlanta	(ABC)	24-10	W	52,861*
1985	Sept. 23	at Seattle	(ABC)	35-24	W	63,292*
	Dec. 9	at San Francisco	(ABC)	27-20	W	60,581
1986	Dec. 23	LOS ANGELES RAIDERS	(ABC)	6-16	L	66,676*
	Nov. 3	at Chicago	(ABC)	20-17	W	64,877*
1987	Oct. 26	at Cleveland	(ABC)	17-30	L	76,933*
	Nov. 23	at Washington	(ABC)	30-26	W	53,614*
1988	Dec. 21	DALLAS	(ABC)	21-29	L	64,949*
	Dec. 5	CHICAGO	(ABC)	23-3	W	65,579*
1989	Oct. 16	at Buffalo	(ABC)	20-23	L	76,231*
	Dec. 11	SAN FRANCISCO	(ABC)	27-30	L	67,959*
1990	Oct. 29	at Pittsburgh	(ABC)	10-41	L	56,466*
	Dec. 17	SAN FRANCISCO	(ABC)	10-26	L	65,619*
1991	Dec. 31	at New Orleans	(ABC)	17-20	L	68,647*
	Nov. 25	SAN FRANCISCO	(ABC)	10-33	L	61,881*
2000	Sept. 4	DENVER	(ABC)	41-36	W	65,956*
	Nov. 20	WASHINGTON	(ABC)	20-33	L	66,087*
2001	Dec. 18	at Tampa Bay	(ABC)	35-38	L	65,563*
	Oct. 8	at Detroit	(ABC)	35-0	W	77,765*
2002	Nov. 26	TAMPA BAY	(ABC)	17-24	L	66,198*
	Dec. 17	at New Orleans	(ABC)	34-21	W	70,332*
2003	Sept. 23	at Tampa Bay	(ABC)	14-26	L	65,652*
	Nov. 18	CHICAGO	(ABC)	21-16	W	66,250*
2004	Dec. 30	SAN FRANCISCO	(ABC)	31-20	W	66,118*
	Oct. 13	ATLANTA	(ABC)	36-0	W	66,075*
2005	Dec. 8	at Cleveland	(ABC)	26-20	W	73,108*
	Oct. 18	TAMPA BAY	(ABC)	28-21	W	66,040*
2006	Nov. 29	at Green Bay	(ABC)	17-45	L	70,385*
	Dec. 27	PHILADELPHIA	(ABC)	20-7	W	66,129*
2005	Oct. 17	at Indianapolis	(ABC)	28-45	L	57,703*
2006	Dec. 11	CHICAGO	(ESPN)	27-42	L	66,234*
2011	Sept. 19	at New York Giants	(ESPN)	16-28	L	78,290*
	Dec. 12	at Seattle	(ESPN)	13-30	L	66,577*

**TOTALS:**Monday Night Football Record: **27-29**Home: **12-14**Road: **15-15**Games after Monday Night: **34-19**

(NOTE - 3 MNF games were to end the regular season)

Games after Monday Night win: **17-10**Games after Monday Night loss: **17-9**



## RAMS ON SUNDAY NIGHT

YEAR	DATE	OPPONENT	NETWORK	SCORE	W/L	ATTENDANCE
1979	Oct. 14	at Dallas	(ABC)	6-30	L	64,462
1981	Oct. 18	at Dallas	(ABC)	17-29	L	64,649
1987	Dec. 27	at San Francisco	(ESPN)	0-48	L	57,950*
1988	Dec. 18	at San Francisco	(ESPN)	38-16	W	62,444*
1989	Nov. 26	at New Orleans	(ESPN)	20-17	W	64,274*
1990	Oct. 14	at Chicago	(TNT)	9-38	L	59,383*
1991	Sept. 15	at New Orleans	(TNT)	7-24	L	68,583*
	Dec. 22	at Seattle	(ESPN)	9-23	L	51,100*
1992	Oct. 11	at New Orleans	(TNT)	10-13	L	68,591*
	Dec. 6	at Tampa Bay	(ESPN)	31-27	W	38,387
1994	Nov. 20	at San Francisco	(ESPN)	27-31	L	62,774*
1996	Nov. 24	GREEN BAY	(ESPN)	9-24	L	61,499*
1997	Dec. 14	CHICAGO	(ESPN)	10-13	L	66,030*
2000	Nov. 5	CAROLINA	(ESPN)	24-27	L	66,048*
2001	Nov. 18	at New England	(ESPN)	24-17	W	60,292*
2002	Dec. 15	ARIZONA	(ESPN)	30-28	W	65,939*
2003	Nov. 9	BALTIMORE	(ESPN)	33-22	W	66,085*
2004	Oct. 3	at San Francisco	(ESPN)	24-14	W	66,696*
2005	Jan. 1, 2006	at Dallas	(ESPN)	20-10	W	63,131*
2010	Jan. 2, 2011	at Seattle	(NBC)	6-16	L	67,325*

**TOTALS:** Sunday Night Record: **8-12**  
 Home: **2-3**  
 Road: **6-9**

## RAMS ON THURSDAY NIGHT

YEAR	DATE	OPPONENT	NETWORK	SCORE	W/L	ATTENDANCE
1979	Sept. 6	at Denver	(ABC)	13-9	W	74,884
1980	Sept. 11	at Tampa Bay	(ABC)	9-10	L	66,576
1982	Dec. 2	SAN FRANCISCO	(ABC)	24-30	L	58,754*
1993	Oct. 14	at Atlanta	(TNT)	24-30	L	45,231
1995	Oct. 12	ATLANTA	(TNT)	21-19	W	59,700*
1998	Dec. 3	at Philadelphia	(ESPN)	14-17	L	66,155
2007	Dec. 20	PITTSBURGH	(NFL Network)	24-41	L	65,705*
2012	Oct. 4	ARIZONA	(NFL Network)	17-3	W	54,641*

**TOTALS:** Thursday Night Record: **3-5**  
 Home: **2-2**  
 Road: **1-3**

## RAMS ON FRIDAY NIGHT

YEAR	DATE	OPPONENT	NETWORK	SCORE	W/L	ATTENDANCE
1984	Dec. 14	at San Francisco	(ABC)	16-19	L	59,743*
1986	Dec. 19	at San Francisco	(ABC)	14-24	L	60,366*

**TOTALS:** Friday Night Record: **0-2**  
 Home: **0-0**  
 Road: **0-2**

## RAMS ON SATURDAY NIGHT

YEAR	DATE	OPPONENT	NETWORK	SCORE	W/L	ATTENDANCE
1975	Dec. 20	PITTSBURGH		10-3	W	69,389*
1976	Dec. 11	at Detroit	(ABC)	20-17	W	73,470


**TOTALS:** Saturday Night Record: **2-0**  
 Home: **1-0**  
 Road: **1-0**

**PRIME TIME TOTALS: 40-48**  
**Home: 17-19**  
**Road: 23-29**

\* indicates sellout



THE 2013 MEDIA GUIDE OF THE  
**ST. LOUIS RAMS**



**GAME  
SUMMARIES**

# 77 SEASON OF RAMS FOOTBALL



2012 (7-8-1) 3RD, NFC WEST

COACH: JEFF FISHER

Date	W/L	Score	Opponent	Attend.
9/9	L	23-27	at Detroit Lions	(62,365)
9/16	W	31-28	Washington Redskins	(53,974)
9/23	L	6-23	at Chicago Bears	(62,227)
9/30	W	19-13	Seattle Seahawks	(53,891)
10/4	W	17-3	Arizona Cardinals	(54,653)
10/14	L	14-17	at Miami Dolphins	(59,864)
10/21	L	20-30	Green Bay Packers	(54,117)
10/28	L	7-45	New England Patriots	(84,582)
11/11	T	24-24	at San Francisco 49ers	(68,863)
11/18	L	13-27	New York Jets	(57,712)
11/25	W	31-17	at Arizona Cardinals	(60,062)
12/2	W	16-13	San Francisco 49ers	(57,269)
12/9	W	15-12	at Buffalo Bills	(67,859)
12/16	L	22-30	Minnesota Vikings	(55,764)
12/23	W	28-13	at Tampa Bay Buccaneers	(54,266)
12/30	L	13-20	at Seattle Seahawks	(67,936)
Total Attendance (985,604)				

	RAMS	OPP
<b>Total First Downs</b>	<b>287</b>	<b>327</b>
Rushing	79	107
Passing	189	197
Penalty	19	23
3rd Down: Made/Att	67/209-32.1%	80/213-37.6%
4th Down: Made/Att	13/24-54.2%	6/16-37.5%
<b>Possession Avg.</b>	<b>28:54</b>	<b>31:06</b>
<b>Total Net Yards</b>	<b>5264</b>	<b>5482</b>
Avg. Per Game	329.0	342.6
Total Plays	1002	1061
Avg. Per Play	5.3	5.3
<b>Net Yards Rushing</b>	<b>1714</b>	<b>1880</b>
Avg. Per Game	107.1	117.5
Total Rushes	410	447
<b>Net Yards Passing</b>	<b>3550</b>	<b>3602</b>
Avg. Per Game	221.9	225.1
Sacked/Yards Lost	35/233	52/325
Gross Yards	3783	3927
Attempts/Completions	557/332	547/362
Completion Pct.	59.6%	66.2%
Had Intercepted	14	17
<b>Punts/Average</b>	<b>82/45.8</b>	<b>73/44.3</b>
Net Avg.	39.9	39.0
<b>Penalties/Yards</b>	<b>130/978</b>	<b>90/758</b>
<b>Fumbles/Ball Lost</b>	<b>24/8</b>	<b>17/4</b>
<b>Touchdowns</b>	<b>32</b>	<b>37</b>
Rushing	5	18
Passing	22	16
Returns	5	3

Score By Periods	Q1	Q2	Q3	Q4	OT	T
RAMS	53	84	56	103	3	299
Opponents	74	114	63	97	0	348

Scoring	TD	Ru	Pa	Rt	PAT	FG	2Pt	Pts
Greg Zuerlein	0	0	0	0	26/26	23/31	0	95
Brandon Gibson	5	0	5	0	0/0	0/0	0	30
Steven Jackson	4	4	0	0	0/0	0/0	1	26
Lance Kendricks	4	0	4	0	0/0	0/0	1	26
Austin Pettis	4	0	4	0	0/0	0/0	0	24
Janoris Jenkins	4	0	4	0	0/0	0/0	0	24
Danny Amendola	3	0	3	0	0/0	0/0	1	20
Chris Givens	3	0	3	0	0/0	0/0	1	20
Brian Quick	2	0	2	0	0/0	0/0	0	12
Cortland Finnegan	1	0	1	0	0/0	0/0	0	6
Matthew Mulligan	1	0	1	0	0/0	0/0	0	6
Sam Bradford	1	1	0	0	0/0	0/0	0	6
Darryl Richardson	0	0	0	0	0/0	0/0	1	2
Rams	32	5	22	5	26/26	23/31	5	299
<b>Opponents</b>	<b>37</b>	<b>18</b>	<b>16</b>	<b>3</b>	<b>36/36</b>	<b>30/37</b>	<b>0</b>	<b>348</b>

**Sacks:** C.Long 11.5, R.Quinn 10.5, W.Hayes 7.0, J.Dunbar 4.5, M.Brookers 4.0, Q.Mikell 3.0, E.Sims 3.0, K.Langford 2.0, M.Haggan 1.0, C.Finnegan 1.0, J.Cudjo 1.0, R.McIntosh 1.0, B.Fletcher 1.0, J.Laurinaitis 0.5  
**RAMS: 51.0, OPPONENT: 35.0**

Usual Starters			
WR	B.Gibson (13)	LE	C.Long (16)
LT	R.Saffold (10)	LT	K.Langford (15)
LG	R.Turner (16)	RT	M.Brookers (12)
C	S.Wells (7)	RE	R.Quinn (14)
RG	H.Dahl (14)	WLB	J.Dunbar (16)
RC	B.Richardson (16)	MLB	J.Laurinaitis (16)
TE	L.Kendricks (14)	SLB	R.McIntosh (9)
WR	D.Amendola (9)	LCB	C.Finnegan (15)
QB	S.Bradford (16)	RCB	J.Jenkins (14)
WR	C.Givens (12)	SS	D.Dahl (16)
RB	S.Jackson (16)	FS	Q.Mikell (16)

Passing	Att.	Comp.	Yds.	Comp%	Yds./Att.	TD	TD%	Int.	Int%	LG	Sack/Lost	Rating
S.Bradford	551	328	3702	59.5%	6.7	21	3.8%	13	2.4%	80t	35/233	82.5
J.Hekker	3	3	42	100.0%	14.0	1	33.3%	0	0.0%	21	0/0	158.3
K.Clemens	3	1	39	33.3%	13.0	0	0.0%	1	33.3%	39	0/0	42.4
<b>RAMS</b>	<b>557</b>	<b>332</b>	<b>3783</b>	<b>59.6%</b>	<b>6.8</b>	<b>22</b>	<b>3.9%</b>	<b>14</b>	<b>2.5%</b>	<b>80t</b>	<b>35/233</b>	<b>82.8</b>
<b>Opponents</b>	<b>547</b>	<b>362</b>	<b>3927</b>	<b>66.2%</b>	<b>7.2</b>	<b>16</b>	<b>2.9%</b>	<b>17</b>	<b>3.1%</b>	<b>68t</b>	<b>52/325</b>	<b>84.0</b>

Rushing	No.	Yds.	Avg.	LG	TD
S.Jackson	257	1092	4.1	46	4
D.Richardson	98	475	4.8	53	0
S.Bradford	37	127	3.4	21	1
I.Pead	10	54	5.4	19	0
C.Givens	3	12	4.0	14	0
D.Amendola	2	8	4.0	6	0
K.Clemens	2	5	2.5	5	0
J.Hekker	1	4	4.0	4	0
<b>Rams</b>	<b>410</b>	<b>1714</b>	<b>4.2</b>	<b>53</b>	<b>5</b>
<b>Opponents</b>	<b>442</b>	<b>1880</b>	<b>4.3</b>	<b>82t</b>	<b>18</b>

Receiving	No.	Yds.	Avg.	LG	TD
D.Amendola	63	666	10.6	56	3
B.Gibson	51	691	13.5	34t	5
C.Givens	42	698	16.6	65	4
L.Kendricks	42	519	12.4	80t	4
S.Jackson	38	321	8.4	22	0
A.Pettis	30	261	8.7	36	4
D.Richardson	24	163	6.8	26	0
S.Smith	14	131	9.4	25	0
B.Quick	11	156	14.2	39	2
M.Mulligan	8	84	10.5	18	1
M.McNeill	4	31	7.8	10	0
I.Pead	3	16	5.3	9	0
R.McLeod	1	21	21.0	21	0
C.Harkey	1	21	21.0	21	0
R.Turner	0	4	4.0	4	0
B.Miller	0	0	0.0	0	0
<b>RAMS</b>	<b>332</b>	<b>3783</b>	<b>11.4</b>	<b>80t</b>	<b>22</b>
<b>Opponents</b>	<b>362</b>	<b>3927</b>	<b>10.8</b>	<b>68t</b>	<b>16</b>

Interceptions	No.	Yds	Avg.	Lg	TD
J.Jenkins	4	150	37.5	41t	3
C.Finnegan	3	68	22.7	32	1
J.Dunbar	2	63	31.5	42	0
J.Laurinaitis	2	18	9.0	18	0
T.Johnson	2	4	2.0	4	0
C.Dahl	1	38	38.0	38	0
R.McIntosh	1	34	34.0	34	0
E.Sims	1	5	5.0	5	0
B.Fletcher	1	2	2.0	2	0
<b>RAMS</b>	<b>17</b>	<b>382</b>	<b>22.5</b>	<b>42</b>	<b>4</b>
<b>Opponents</b>	<b>14</b>	<b>182</b>	<b>13.0</b>	<b>45t</b>	<b>2</b>

Punting	No	Yds	Avg.	Net	TB	In	LG	BLK
J.Hekker	82	3756	45.8	39.9	4	22	68	0
<b>RAMS</b>	<b>82</b>	<b>3756</b>	<b>45.8</b>	<b>39.9</b>	<b>4</b>	<b>22</b>	<b>68</b>	<b>0</b>
<b>Opponents</b>	<b>72</b>	<b>3231</b>	<b>44.3</b>	<b>39.5</b>	<b>5</b>	<b>32</b>	<b>63</b>	<b>1</b>

Punt Returns	Ret	FC	Yds	Avg	Lg	TD
D.Amendola	17	10	122	7.2	22	0
A.Pettis	11	9	77	7.0	23	0
J.Jenkins	9	1	46	5.1	14	0
<b>RAMS</b>	<b>37</b>	<b>20</b>	<b>245</b>	<b>6.6</b>	<b>23</b>	<b>0</b>
<b>Opponents</b>	<b>41</b>	<b>12</b>	<b>402</b>	<b>9.8</b>	<b>26</b>	<b>0</b>

Kickoff Returns	No.	Yds	Avg	Long	TD
C.Givens	23	539	23.4	48	0
I.Pead	10	212	21.2	32	0
D.Amendola	2	16	8.0	12	0
B.Miller	1	13	13.0	13	0
A.Pettis	1	13	13.0	13	0
C.Dahl	1	6	6.0	6	0
<b>RAMS</b>	<b>38</b>	<b>799</b>	<b>21.0</b>	<b>48</b>	<b>0</b>
<b>Opponents</b>	<b>30</b>	<b>730</b>	<b>24.3</b>	<b>69</b>	<b>0</b>

Field Goals	1-19	20-29	30-39	40-49	50+
G.Zuerlein	1/1	4/4	4/6	7/7	7/13
<b>RAMS</b>	<b>1/1</b>	<b>4/4</b>	<b>4/6</b>	<b>7/7</b>	<b>7/13</b>
<b>Opponents</b>	<b>0/0</b>	<b>5/6</b>	<b>9/9</b>	<b>10/13</b>	<b>6/9</b>

**Greg Zuerlein**  
 (48G, 29G, 46G) (39G, 33G, 42G) (56G, 46G) (58G, 48G, 60G, 24G) (53) (48G, 32G, 52N, 37N, 66N) (50G, 43G) ( ) (27G, 58N) ( ) (35N, 19G) (58N, 53G, 54G) ( ) (57N) ( ) (51N, 39G, 25G)

**Opponents**  
 (41G, 45G) (62N) (54G, 22G, 37G) (31G, 30G) (35G, 40N) (42) (47G, 58N, 23G, 48G) (26G) (33G, 41N) (51G, 26N, 51G, 44N) (32G) (23G, 33G, 51N) (35G, 40G) (50G, 38G, 42G, 53G, 51G) (29G, 49G) (43G, 49G)

**Fumbles Lost:** D.Amendola 2, D.Richardson 2, I.Pead 1, B.Miller 1, S.Bradford 1, S.Wells 1 **Total: 8**  
**Opponent Fumble Recoveries:** R.Turner 1, W.Hayes 1, J.Laurinaitis 1, J.Jenkins 1 **Total: 4**



Won 2, Lost 14

Date	W/L	Score	Opponent	Attend.
9/11	L	13-31	Philadelphia	(56,722)
9/19	L	16-28	@ New York Giants	(78,290)
9/25	L	7-37	Baltimore	(56,289)
10/02	L	10-17	Washington	(56,113)
10/16	L	3-24	@ Green Bay	(70,604)
10/23	L	7-34	@ Dallas	(80,086)
10/30	W	31-21	New Orleans	(57,179)
11/06	L	13-19 OT	@ Arizona	(60,628)
11/13	W	13-12	@ Cleveland	(64,900)
11/20	L	7-24	Seattle	(56,400)
11/27	L	20-23	Arizona	(56,029)
12/04	L	0-26	@ San Francisco	(69,732)
12/12	L	13-30	@ Seattle	(66,577)
12/18	L	13-20	Cincinnati	(56,431)
12/24	L	0-27	@ Pittsburgh	(60,081)
1/01/12	L	27-34	San Francisco	(55,990)

Total Attendance (1,002,051)

	RAMS	OPP
<b>Total First Downs</b> .....	<b>267</b>	<b>313</b>
Rushing .....	79	122
Passing .....	159	166
Penalty .....	29	25
3rd Down Eff. ....	64/228-28.1%	83/216-38.4%
4th Down Eff. ....	8/23-34.8%	5/8-62.5%
<b>Possession Avg.</b> .....	<b>28:07</b>	<b>31:53</b>
<b>Total Net Yards</b> .....	<b>4537</b>	<b>5734</b>
Avg. Per Game .....	283.6	358.4
Total Plays .....	1013	1033
Avg. Per Play .....	4.5	5.6
<b>Net Yards Rushing</b> .....	<b>1667</b>	<b>2427</b>
Avg. Per Game .....	104.2	151.7
Total Rushes .....	409	509
<b>Net Yards Passing</b> .....	<b>2870</b>	<b>3307</b>
Avg. Per Game .....	179.4	206.7
Sacked/Yards Lost .....	55/388	39/261
Good Yards .....	3258	3568
Attempts/Completions .....	549/292	485/294
Completion Pct. ....	53.2%	60.6%
Had Intercepted .....	10	12
<b>Punts/Average</b> .....	<b>106/43.9</b>	<b>81/44.9</b>
Net Avg. ....	37.0	39.2
<b>Penalties/Yards</b> .....	<b>112/899</b>	<b>111/951</b>
<b>Fumbles/Ball Lost</b> .....	<b>27/13</b>	<b>24/6</b>
<b>Touchdowns</b> .....	<b>18</b>	<b>45</b>
Rushing .....	7	17
Passing .....	9	21
Returns .....	2	7

Score by Periods	1	2	3	4	OT	T
Rams.....	37	58	37	61	0	193
Opponents .....	94	103	100	104	6	407

Scoring	TD	Ru	Pa	Rt	PAT	FG	S	Pts
Josh Brown.....	0	0	0	18/18	21/28	0	81	
Steven Jackson.....	6	5	1	0	0/0	0	36	
Brandon Lloyd.....	5	0	5	0	0/0	0	30	
Danario Alexander.....	2	0	2	0	0/0	0	12	
Cadillac Williams.....	1	1	0	0	0/0	0	6	
Kellen Clemens.....	1	1	0	0	0/0	0	6	
Nick Miller.....	1	0	0	1	0/0	0	6	
Brandon Gibson.....	1	0	1	0	0/0	0	6	
Darian Stewart.....	1	0	0	1	0/0	0	6	
James Hall.....	0	0	0	0	0/0	1	2	
<b>Rams</b> .....	<b>18</b>	<b>7</b>	<b>9</b>	<b>2</b>	<b>18/18</b>	<b>21/28</b>	<b>1</b>	<b>193</b>
<b>Opponents</b> .....	<b>45</b>	<b>17</b>	<b>21</b>	<b>7</b>	<b>44/44</b>	<b>31/37</b>	<b>0</b>	<b>407</b>

Two Point Conversions: RAMS 0/0, OPP. 0/0

**Sacks:** Chris Long 13, James Hall 6, Robert Quinn 5, Gary Gibson 3, James Laurinaitis 3, Darian Stewart 3, Fred Chamberlain 2, C.J. Ah You 1, Justin King 1, Quintin Mikell 1, Chris Robinson 1, **RAMS:** 39.0 **OPPONENT:** 55.0

**Fumbles/Lost:** Sam Bradford 10/7, A.J. Feeley 3/2, Greg Salas 3/1, Kellen Clemens 2/0, Steven Jackson 2/1, Austin Pettis 2/0, Danny Amendola 1/0, Lance Kendricks 1/1, Brandon Lloyd (LG) 1/0, Quinn Porter (TM) 1/0, Quinn Porter (LG) 1/0, Cadillac Williams 1/1, Tony Wragge 1/0

Usual Starters

WR	B. Lloyd (11)	LE	Long (16)
LT	Safford (9)	LT	Robbins (15)
LG	Bell (12)	RT	Bannan (14)
C	T. Wragge (8)	RE	J. Hall (15)
RG	H. Dahl (10)	WLB	Chamberlain (12)
RT	J. Smith (6)	MLB	Laurinaitis (16)
TE	Bajema (10)	SLB	Poppinga (12)
WR	B. Gibson (9)	LCB	J. King (10)
QB	Bradford (10)	RCB	J. Gordy (6)
FB	B. Miller (2)	SS	Stewart (10)
RB	S. Jackson (15)	FS	Mikell (16)

Passing	Att.	Comp.	Yds.	Pct.	Yds./Att.	TD	17%	Int.	Int%	LG	Sack/Lost	Rating
Sam Bradford	357	191	2,164	53.5%	6.1	6	1.0%	6	1.7%	68	36/248	70.5
A.J. Feeley	97	53	548	54.6%	5.6	1	1.0%	2	1.1%	34	10/72	66.0
Kellen Clemens	91	48	546	52.7%	6.0	2	2.2%	1	1.1%	36†	9/68	73.8
Tom Brandstater	2	0	0	0.0%	0.0	0	0.0%	0	0.0%	0	0/0	39.6
Jerious Norwood	1	0	0	0.0%	0.0	0	0.0%	1	100.0%	0	0/0	0.0
Brandon Lloyd	1	0	0	0.0%	0.0	0	0.0%	0	0.0%	0	0/0	39.6
<b>Rams</b>	<b>549</b>	<b>292</b>	<b>3,258</b>	<b>53.2%</b>	<b>5.9</b>	<b>9</b>	<b>1.8%</b>	<b>10</b>	<b>1.8%</b>	<b>68</b>	<b>55/388</b>	<b>69.0</b>
<b>Opponents</b>	<b>485</b>	<b>294</b>	<b>3,568</b>	<b>60.6%</b>	<b>7.4</b>	<b>21</b>	<b>4.3%</b>	<b>12</b>	<b>2.5%</b>	<b>93†</b>	<b>39/261</b>	<b>87.4</b>

Rushing	No.	Yds.	Avg.	LG	TD
Steven Jackson	260	1,145	4.4	47†	5
Cadillac Williams	87	361	4.1	23	1
Jerious Norwood	24	61	2.5	10	0
Kellen Clemens	6	37	6.2	18†	1
Sam Bradford	18	26	1.4	17	0
Brandon Gibson	2	16	8.0	11	0
Brit Miller	5	14	2.8	12	0
Donnie Jones	1	9	9.0	9	0
Greg Salas	1	8	8.0	8	0
A.J. Feeley	3	4	1.3	6	0
Austin Pettis	1	-6	-6.0	-6	0
Lance Kendricks	-1	-8	-8.0	-8	0
<b>Rams</b>	<b>409</b>	<b>1,667</b>	<b>4.1</b>	<b>47†</b>	<b>7</b>
<b>Opponents</b>	<b>509</b>	<b>2,427</b>	<b>4.8</b>	<b>91†</b>	<b>17</b>

Receiving	No.	Yds.	Avg.	LG	TD
Brandon Lloyd	51	683	13.4	37	5
Steven Jackson	42	333	7.9	50	1
Brandon Gibson	36	431	12.0	34†	1
Lance Kendricks	28	352	12.6	45	0
Greg Salas	27	264	9.8	21	0
Austin Pettis	27	256	9.5	35	0
Danario Alexander	26	431	16.6	68	2
Cadillac Williams	14	93	6.6	16	0
Mike Sims-Walker	11	139	12.6	33	0
Billy Bajema	9	71	7.9	19	0
Michael Hoomanawanui	7	83	11.9	27	0
Danny Amendola	5	45	9.0	18	0
Brit Miller	3	41	13.7	20	0
Mark Clayton	3	26	8.7	12	0
Stephen Spach	2	2	1.0	3	0
Nick Miller	1	8	8.0	8	0
<b>Rams</b>	<b>292</b>	<b>3,258</b>	<b>11.2</b>	<b>68</b>	<b>9</b>
<b>Opponents</b>	<b>294</b>	<b>3,568</b>	<b>12.1</b>	<b>93†</b>	<b>21</b>

Interceptions	No.	Yds.	Avg.	LG	TD
Josh Gordy	3	37	12.3	30	0
James Laurinaitis	2	15	7.5	15	0
Quintin Mikell	2	11	5.5	11	0
Justin King	1	51	51.0	51	1
Darian Stewart	1	27	27.0	27	0
Rod Hood	1	27	27.0	27	0
Chris Chamberlain	1	4	4.0	4	0
Craig Dahl	1	-3	-3.0	-3	0
<b>Rams</b>	<b>12</b>	<b>169</b>	<b>14.1</b>	<b>51</b>	<b>1</b>
<b>Opponents</b>	<b>10</b>	<b>40</b>	<b>4.0</b>	<b>13</b>	<b>0</b>

Punting	No.	Yds.	Avg.	Net	TB	I20	LG	Blk.
Donnie Jones	105	4,652	44.3	37.0	9	29	65	1
<b>Rams</b>	<b>105</b>	<b>4,652</b>	<b>43.9</b>	<b>37.0</b>	<b>9</b>	<b>29</b>	<b>65</b>	<b>1</b>
<b>Opponents</b>	<b>80</b>	<b>3,636</b>	<b>44.9</b>	<b>39.2</b>	<b>8</b>	<b>29</b>	<b>71</b>	<b>1</b>

Punt Returns	No.	FC	Yds.	Avg.	LG	TD
Austin Pettis	15	10	139	9.3	39	0
Nick Miller	8	10	128	16.0	88†	1
Greg Salas	2	3	29	14.5	29	0
Quinn Porter	1	1	1	1.0	1	0
Danny Amendola	1	0	0	0.0	0	0
Mark Clayton	0	1	0	0.0	0	0
<b>Rams</b>	<b>27</b>	<b>25</b>	<b>287</b>	<b>11.0</b>	<b>88†</b>	<b>1</b>
<b>Opponents</b>	<b>45</b>	<b>28</b>	<b>552</b>	<b>12.3</b>	<b>99†</b>	<b>2</b>

Kickoff Returns	No.	Yds.	Avg.	LG	TD
Quinn Porter	25	554	22.2	32	0
Jerious Norwood	24	611	25.5	47	0
Austin Pettis	3	62	20.7	24	0
Nick Miller	2	43	21.5	23	0
Eugene Sims	1	10	10.0	10	0
<b>Rams</b>	<b>55</b>	<b>1,280</b>	<b>23.3</b>	<b>47</b>	<b>0</b>
<b>Opponents</b>	<b>36</b>	<b>902</b>	<b>25.1</b>	<b>54</b>	<b>0</b>

Field Goals	1-19	20-29	30-39	40-49	50+	T
Josh Brown	0/0	7/7	6/7	8/12	0/2	21/28
<b>Rams</b>	<b>0/0</b>	<b>7/7</b>	<b>6/7</b>	<b>8/12</b>	<b>0/2</b>	<b>21/28</b>
<b>Opponents</b>	<b>2/2</b>	<b>9/10</b>	<b>12/13</b>	<b>7/9</b>	<b>1/3</b>	<b>31/37</b>

**Josh Brown** (49G, 47N, 23G) (21G, 25G, 27G) (32G) (47N, 36G) (38G) (48G, 37G, 41G, 42B) (29G, 34G) (35G, 48G, 50N) (46G, 29G) (45N, 26G, 43G) (52N, 33N) (49G, 48G)

**Opponents** (34G) (51N, 51N, 21G, 31G, 38G) (38G) (32G) (30G, 51G) (49N) (27G, 38G) (44G, 32G, 43G, 27G, 22N) (19G) (29G, 37G, 22G) (36G, 19G, 28G, 34G) (42G, 23G, 38N, 48G) (21G, 41G) (21G, 49G) (48N, 36G, 42G)

Won 7, Lost 9

Date	W/L	Score	Opponent	Attend.
9/12	L	13-17	ARIZONA	(52,440)
9/19	L	14-16	@ OAKLAND	(48,396)
9/26	W	30-16	WASHINGTON	(52,370)
10/03	W	20-3	SEATTLE	(52,326)
10/10	L	6-44	@ Detroit	(55,714)
10/17	W	20-17	SAN DIEGO	(52,472)
10/24	L	17-18	@ Tampa Bay	(42,020)
10/31	W	20-10	CAROLINA	(52,281)
11/14	L	20-23 OT	@ San Francisco	(69,732)
11/21	L	17-34	ATLANTA	(53,005)
11/28	W	36-33	@ Denver	(72,736)
12/05	W	19-6	@ Arizona	(61,874)
12/12	L	13-31	@ New Orleans	(70,015)
12/19	L	13-27	KANSAS CITY	(55,669)
12/26	W	25-17	SAN FRANCISCO	(52,820)
1/02	L	6-16	@ Seattle	(67,325)

Total Attendance (911,195)

	RAMS	OPP
<b>Total First Downs</b>	<b>292</b>	<b>304</b>
Rushing	84	88
Passing	179	191
Penalty	29	25
3rd Down Eff.	78/235-33.2%	74/221-33.5%
4th Down Eff.	8/15-53.3%	6/12-50%
<b>Possession Avg.</b>	<b>30:51</b>	<b>29:09</b>
<b>Total Net Yards</b>	<b>4846</b>	<b>5388</b>
Avg. Per Game	302.9	336.8
Total Plays	1053	1017
Avg. Per Play	4.6	5.3
<b>Net Yards Rushing</b>	<b>1578</b>	<b>1810</b>
Avg. Per Game	98.6	113.1
Total Rushes	429	404
<b>Net Yards Passing</b>	<b>3268</b>	<b>3578</b>
Avg. Per Game	204.3	223.6
Sacked/Yards Lost	34/244	43/290
Gross Yards	3512	3868
Attempts/Completions	590/354	570/328
Completion Pct.	60.0%	57.5%
Had Intercepted	15	14
<b>Punts/Average</b>	<b>94/45.5</b>	<b>82/44.8</b>
Net Avg.	40.0	37.1
<b>Penalties/Yards</b>	<b>102/877</b>	<b>126/1008</b>
<b>Fumbles/Ball Lost</b>	<b>14/6</b>	<b>30/12</b>
<b>Touchdowns</b>	<b>27</b>	<b>32</b>
Rushing	9	7
Passing	18	21
Returns	0	4

Score by Periods	1	2	3	4	OT	T
Rams	69	104	51	65	0	289
Opponents	53	113	53	106	3	328

Scoring	TD	Ru	Pa	Rt	PAT	FG	S	Pts
Josh Brown	0	0	0	0	26/27	33/39	0	125
Steven Jackson	6	6	0	0	0/0	0/0	0	36
Danny Amendola	3	0	3	0	0/0	0/0	0	18
Kenneth Darby	3	2	1	0	0/0	0/0	0	18
M. Hoomanawanui	3	0	3	0	0/0	0/0	0	18
Billy Bajema	2	2	0	0	0/0	0/0	0	12
Mark Clayton	2	0	2	0	0/0	0/0	0	12
Daniel Fells	2	0	2	0	0/0	0/0	0	12
Brandon Gibson	2	0	2	0	0/0	0/0	0	12
Laurent Robinson	2	0	2	0	0/0	0/0	0	12
D. Alexander	1	0	1	0	0/0	0/0	0	6
Sam Bradford	1	1	0	0	0/0	0/0	0	6
Eugene Sims	0	0	0	0	0/0	0/0	1	2
<b>Rams</b>	<b>27</b>	<b>9</b>	<b>18</b>	<b>0</b>	<b>26/27</b>	<b>33/39</b>	<b>1</b>	<b>289</b>
<b>Opponents</b>	<b>32</b>	<b>7</b>	<b>21</b>	<b>4</b>	<b>29/29</b>	<b>35/38</b>	<b>0</b>	<b>328</b>

Two Point Conversions: RAMS 0/0, OPP. 1/3

**Sacks:** James Hall 10.5, Chris Long 8.5, Fred Robbins 6.0, C.J. Ah You 4.0, James Laurinatis 3.0, Oshiomogho Atogwe 2.0, Larry Grant 2.0, David Vobora 2.0, George Selvie 1.5, Craig Dahl 1.0, Michael Lewis 1.0, Darian Stewart 1.0, Jermelle Cudjo 0.5  
**RAMS: 43.0 OPPONENT: 34.0**

**Fumbles/Lost:** Sam Bradford 7/2, Danny Amendola 2/1, Billy Bajema 1/0, Jason Brown 1/0, Mardy Gilyard 1/1, Steven Jackson 1/1, Clifton Ryan 1/1  
**TOTAL: 14/6**

Usual Starters

WR	B. Gibson (12)	LE	Long (16)
LT	Saffold (16)	LT	G.Gibson (16)
LG	Bell (16)	RT	Robbins (16)
C	Ja. Brown (16)	RE	J.Hall (16)
RG	Goldberg (16)	WLB	Diggs (12)
RT	J. Smith (15)	MLB	Laurinatis (16)
TE	Bajema (8)	SLB	Grant (8)
WR	Robinson (11)	LCB	Bartell (13)
QB	Bradford (16)	RCB	Fletcher (15)
FB	Karney (4)	SS	Dahl (13)
RB	S. Jackson (16)	FS	Atogwe (15)

Rushing	No.	Yds.	Avg.	LG	TD
Steven Jackson	330	1,241	3.8	42t	6
Kenneth Darby	34	107	3.1	13	2
Danny Amendola	7	81	11.6	30	0
Sam Bradford	27	63	2.3	17	1
Keith Toston	19	54	2.8	10	0
Brandon Gibson	3	28	9.3	14	0
Mike Karney	6	12	2.0	4	0
Mark Clayton	1	6	6.0	6	0
Laurent Robinson	2	-14	-7.0	-5	0
<b>Rams</b>	<b>429</b>	<b>1,578</b>	<b>3.7</b>	<b>42t</b>	<b>9</b>
<b>Opponents</b>	<b>404</b>	<b>1,810</b>	<b>4.5</b>	<b>80</b>	<b>7</b>

Receiving	No.	Yds.	Avg.	LG	TD
Danny Amendola	85	689	8.1	36	3
Brandon Gibson	53	620	11.7	41	2
Steven Jackson	46	383	8.3	49	0
Daniel Fells	41	391	9.5	36	2
Laurent Robinson	34	344	10.1	32	2
Mark Clayton	23	306	13.3	39	2
Danario Alexander	20	306	15.3	46	1
Billy Bajema	14	145	10.4	26t	2
Michael Hoomanawanui	13	146	11.2	36t	3
Kenneth Darby	10	61	6.1	21t	1
Mardy Gilyard	6	63	10.5	21	0
James Butler	5	14	2.8	4	0
Keith Toston	2	29	14.5	23	0
Fendi Onobun	2	15	7.5	8	0
<b>Rams</b>	<b>354</b>	<b>3,512</b>	<b>9.9</b>	<b>49</b>	<b>18</b>
<b>Opponents</b>	<b>328</b>	<b>3,868</b>	<b>11.8</b>	<b>65</b>	<b>21</b>

Interceptions	No.	Yds.	Avg.	LG	TD
Bradley Fletcher	4	41	10.3	28	0
Oshiomogho Atogwe	3	53	17.7	34	0
Craig Dahl	2	23	11.5	23	0
James Butler	2	13	6.5	16	0
Jerome Murphy	1	19	19.0	19	0
Kevin Dockery	1	8	8.0	8	0
James Laurinatis	1	4	4.0	4	0
<b>Rams</b>	<b>14</b>	<b>161</b>	<b>11.5</b>	<b>34</b>	<b>0</b>
<b>Opponents</b>	<b>15</b>	<b>287</b>	<b>19.1</b>	<b>96t</b>	<b>2</b>

Punting	No.	Yds.	Avg.	Net	TB	I20	LG	Blk.
Donnie Jones	94	4,276	45.5	40.0	4	32	63	0
<b>Rams</b>	<b>94</b>	<b>4,276</b>	<b>45.5</b>	<b>40.0</b>	<b>4</b>	<b>32</b>	<b>63</b>	<b>0</b>
<b>Opponents</b>	<b>82</b>	<b>3,671</b>	<b>44.8</b>	<b>37.1</b>	<b>9</b>	<b>27</b>	<b>72</b>	<b>1</b>

Punt Returns	No.	FC	Yds.	Avg.	LG	TD
Danny Amendola	40	18	452	11.3	42	0
Mardy Gilyard	0	1	0	---	---	0
<b>Rams</b>	<b>40</b>	<b>19</b>	<b>452</b>	<b>11.3</b>	<b>42</b>	<b>0</b>
<b>Opponents</b>	<b>45</b>	<b>21</b>	<b>435</b>	<b>9.7</b>	<b>78t</b>	<b>1</b>

Kickoff Returns	No.	Yds.	Avg.	LG	TD
Danny Amendola	50	1,142	22.8	84	0
Mardy Gilyard	16	356	22.3	34	0
Keith Toston	4	75	18.8	20	0
C.J. Ah You	1	16	16.0	16	0
Larry Grant	1	8	8.0	8	0
Mike Karney	1	17	17.0	17	0
Brit Miller	1	0	0.0	0	0
Maurice Simpkins	1	0	0.0	0	0
<b>Rams</b>	<b>74</b>	<b>1,614</b>	<b>21.8</b>	<b>84</b>	<b>0</b>
<b>Opponents</b>	<b>65</b>	<b>1,538</b>	<b>23.7</b>	<b>105t</b>	<b>1</b>

Field Goals	1-19	20-29	30-39	40-49	50+	T
Josh Brown	0/0	11/12	12/14	7/9	3/4	33/39
<b>Rams</b>	<b>0/0</b>	<b>11/12</b>	<b>12/14</b>	<b>7/9</b>	<b>3/4</b>	<b>33/39</b>
<b>Opponents</b>	<b>0/0</b>	<b>11/11</b>	<b>9/10</b>	<b>13/15</b>	<b>2/2</b>	<b>35/38</b>

**Josh Brown**  
 (34B, 46G, 25G) (36N) (21B, 37G, 29G, 36G) (30G, 31G) (28G, 28G) (39G, 48G) (25G) (51N, 33G, 41G) (42G, 33G) (53G) (28G, 37G, 43N, 26G) (28G, 52G, 20G, 43G) (38G, 45G, 46N) (37G, 52G) (43G, 30G, 28G) (32G, 27G)

**Opponents**  
 (22G) (46N, 38G, 41G, 22G) (29G, 24G, 21G) (22G) (30G, 48G, 47G) (41G, 49B) (35G, 39G, 53G, 38G) (44G) (26G, 47G, 29G) (42G, 29G, 24G, 21G) (49G, 40G) (45G, 41G) (40G) (53G, 38G) (34N, 47G) (31G, 38G, 34G)

Passing	Att.	Comp.	Yds.	Pct.	Yds./Att.	TD	TD%	Int.	Int%	LG	Sack/Lost	Rating
Sam Bradford	590	354	3,512	60.0%	5.95	18	3.1%	15	2.5%	49	34/244	76.5
<b>Rams</b>	<b>590</b>	<b>354</b>	<b>3,512</b>	<b>60.0%</b>	<b>5.95</b>	<b>18</b>	<b>3.1%</b>	<b>15</b>	<b>2.5%</b>	<b>49</b>	<b>34/244</b>	<b>76.5</b>
<b>Opponents</b>	<b>570</b>	<b>328</b>	<b>3,868</b>	<b>57.5%</b>	<b>6.79</b>	<b>21</b>	<b>3.7%</b>	<b>14</b>	<b>2.5%</b>	<b>65</b>	<b>43/290</b>	<b>80.4</b>

Won 1, Lost 15			Opponent.....		Attend.....	
Date	W/L	Score				
9/13	L	0-28	@ Seattle	(67,610)		
9/20	L	7-9	@ Washington	(87,780)		
9/27	L	17-36	GREEN BAY	(60,234)		
10/4	L	0-35	@ San Francisco	(69,732)		
10/11	L	10-38	MINNESOTA	(60,166)		
10/18	L	20-23 OT	@ Jacksonville	(42,088)		
10/25	L	6-42	INDIANAPOLIS	(60,108)		
11/1	W	17-10	@ Detroit	(40,857)		
11/15	L	23-28	NEW ORLEANS	(59,858)		
11/22	L	13-21	ARIZONA	(59,839)		
11/29	L	17-27	SEATTLE	(47,475)		
12/6	L	9-17	@ Chicago	(61,892)		
12/13	L	7-47	@ Tennessee	(69,143)		
12/20	L	13-16	HOUSTON	(46,256)		
12/27	L	10-31	@ Arizona	(62,624)		
1/3	L	6-28	SAN FRANCISCO	(47,965)		
<b>Total Attendance</b>			<b>(883,788)</b>			

RAMS		OPP	
<b>Total First Downs</b>	<b>259</b>	<b>333</b>	
Rushing	79	127	
Passing	159	182	
Penalty	21	24	
3rd Down Eff.	73/26-32.3%	91/209-43.5%	
4th Down Eff.	10/28-35.7%	6/12-50.0%	
<b>Possession Avg.</b>	<b>28:58</b>	<b>31:02</b>	
<b>Total Net Yards</b>	<b>4470</b>	<b>5965</b>	
Avg. Per Game	279.4	372.8	
Total Plays	998	1016	
Avg. Per Play	4.5	5.9	
<b>Net Yards Rushing</b>	<b>1784</b>	<b>2201</b>	
Avg. Per Game	111.5	137.6	
Total Rushes	411	500	
<b>Net Yards Passing</b>	<b>2686</b>	<b>3764</b>	
Avg. Per Game	167.9	235.3	
Sacked/Yards Lost	44/284	25/149	
Gross Yards	2970	3913	
Attempts/Completions	543/312	491/315	
Completion Pct.	57.5%	64.2%	
Had Intercepted	21	8	
<b>Punts/Average</b>	<b>90/46.8</b>	<b>75/44.3</b>	
Net Avg.	41.7	36.9	
<b>Penalties/Yards</b>	<b>100/834</b>	<b>80/613</b>	
<b>Fumbles/Ball Lost</b>	<b>24/12</b>	<b>26/12</b>	
<b>Touchdowns</b>	<b>17</b>	<b>54</b>	
Rushing	4	24	
Passing	12	22	
Returns	1	8	

Score by Periods	1	2	3	4	OT	T
Rams.....	16	74	25	60	0	175
Opponents.....	87	114	93	139	3	436

Scoring	TD	Ru	Pa	Rt	PAT	FG	S	Pts
Josh Brown.....	0	0	0	0	16/16	19/24	0	73
Donnie Avery.....	5	0	5	0	0/0	0/0	0	30
Steven Jackson.....	4	4	0	0	0/0	0/0	0	24
Daniel Fells.....	3	0	3	0	0/0	0/0	0	18
Danny Amendola.....	1	0	1	0	0/0	0/0	0	6
Brandon Gibson.....	1	0	1	0	0/0	0/0	0	6
Leonard Little.....	1	0	0	1	0/0	0/0	0	6
Laurent Robinson.....	1	0	1	0	0/0	0/0	0	6
<b>Rams.....</b>	<b>17</b>	<b>4</b>	<b>12</b>	<b>1</b>	<b>16/16</b>	<b>19/24</b>	<b>0</b>	<b>175</b>
<b>Opponents.....</b>	<b>54</b>	<b>24</b>	<b>22</b>	<b>8</b>	<b>51/52</b>	<b>19/22</b>	<b>1</b>	<b>436</b>

**Two Point Conversions:** RAMS 0/1, OPP. 1/2  
**Stats:** Leonard Little 6.5, Chris Long 5.0, James Hall 4.5, Craig Dahl 2.0, James Laurinaitis 2.0, C.J. Ah You 1.0, Oshiomogho Atogwe 1.0, Larry Grant 1.0, LaJuan Ramsey 1.0, Clifton Ryan 1.0  
**RAMS:** 25.0 **OPPONENT:** 44.0

Fumbles/Lost:		Marc Bulger 6/1, Danny Amendola 4/1, Keith Null 3/1, Donnie Avery 2/2, Kyle Boller 2/2, Brandon Gibson 2/1, Steven Jackson 2/2, Quincy Butler 1/1, Daniel Fells 1/1, David Roach 1/0	
<b>TOTAL: 24/12</b>		<b>Usual Starters</b>	
WR	Burton (6)	LE	Little (13)
LT	Barron (14)	LT	G.Gibson (5)
			D.Scott (5)
LG	Bell (13)	RT	Ryan (15)
C	Ja.Brown (16)	RE	J.Hall (14)
RG	Incognito (9)	WLB	P.Lenon (9)
RT	Goldberg (11)		Witherspoon (6)
		MLB	Laurinaitis (16)
TE	J.Smith (5)	SLB	Vobora (10)
WR	R.McMichael (16)	LCB	Bartell (15)
QB	Avery (16)	RCB	O.Butler (5)
	Bulger (8)		J.King (4)
			J.Wade (4)
FB	Karney (8)	SS	J.Butler (13)
RB	S. Jackson (15)	FS	Atogwe (12)

Passing	Att.	Comp.	Yds.	Pct.	Yds./Att.	TD	TD%	Int.	Int%	LG	Sack/Lost	Rating
Marc Bulger	247	140	1,4690	56.7%	5.95	5	2.0%	6	2.4%	50	14/85	70.7
Kyle Boller	176	98	899	55.7%	5.11	3	1.7%	6	3.4%	35	17/117	61.2
Keith Null	119	73	566	61.3%	4.76	3	2.5%	9	7.6%	25	13/82	49.9
Jo. Brown	1	1	36	100.0%	36.0	0	0.0%	0	0.0%	36	0/0	158.3
<b>Rams</b>	<b>543</b>	<b>312</b>	<b>2,970</b>	<b>57.5%</b>	<b>5.47</b>	<b>12</b>	<b>2.2%</b>	<b>21</b>	<b>3.9%</b>	<b>50</b>	<b>44/284</b>	<b>64.0</b>
<b>Opponents</b>	<b>491</b>	<b>315</b>	<b>3,913</b>	<b>64.2%</b>	<b>7.97</b>	<b>22</b>	<b>4.5%</b>	<b>8</b>	<b>1.6%</b>	<b>73t</b>	<b>25/149</b>	<b>96.9</b>

Rushing	No.	Yds.	Avg.	LG	TD
Steven Jackson	324	1,416	4.4	58	4
Kenneth Darby	27	152	5.6	51	0
Kyle Boller	13	76	5.8	16	0
Chris Ogbonnaya	11	50	4.5	18	0
Donnie Avery	4	30	7.5	15	0
Samkon Gado	14	26	1.9	11	0
Marc Bulger	8	22	2.8	7	0
Mike Karney	2	8	4.0	8	0
Keith Null	5	6	1.2	3	0
Danny Amendola	3	-2	-0.7	8	0
<b>Rams</b>	<b>411</b>	<b>1,784</b>	<b>4.3</b>	<b>58</b>	<b>4</b>
<b>Opponents</b>	<b>500</b>	<b>2,201</b>	<b>4.4</b>	<b>62t</b>	<b>24</b>

Receiving	No.	Yds.	Avg.	LG	TD
Steven Jackson	51	322	6.3	38	0
Donnie Avery	47	589	12.5	50	5
Danny Amendola	43	326	7.6	25	1
Brandon Gibson	34	348	10.2	23	1
Randy McMichael	34	332	9.8	35	1
Keenan Burton	25	253	10.1	25	0
Daniel Fells	21	273	13.0	36t	3
Kenneth Darby	18	96	5.3	13	0
Laurent Robinson	13	167	12.8	45	1
Billy Bajema	8	94	11.8	27	0
Ruvell Martin	6	99	16.5	33	0
Mike Karney	6	16	2.7	9	0
Samkon Gado	3	25	8.3	13	0
Chris Ogbonnaya	1	19	19.0	19	0
Tim Carter	1	6	6.0	6	0
Jordan Kent	1	5	5.0	5	0
<b>Rams</b>	<b>312</b>	<b>2,970</b>	<b>9.5</b>	<b>50</b>	<b>0</b>
<b>Opponents</b>	<b>315</b>	<b>3,913</b>	<b>12.4</b>	<b>73t</b>	<b>22</b>

Interceptions	No.	Yds.	Avg.	LG	TD
James Butler	3	17	5.7	17	0
James Laurinaitis	2	28	14.0	21	0
Oshiomogho Atogwe	2	21	10.5	12	0
Leonard Little	1	36	36.0	36t	1
<b>Rams</b>	<b>8</b>	<b>102</b>	<b>12.8</b>	<b>36t</b>	<b>1</b>
<b>Opponents</b>	<b>21</b>	<b>1321</b>	<b>15.3</b>	<b>65t</b>	<b>4</b>

Punting	No.	Yds.	Avg.	Net	TB	I20	LG	Blk.
Donnie Jones	90	4,212	46.8	41.7	10	34	63	0
<b>Rams</b>	<b>90</b>	<b>4,212</b>	<b>46.8</b>	<b>41.7</b>	<b>10</b>	<b>34</b>	<b>63</b>	<b>0</b>
<b>Opponents</b>	<b>75</b>	<b>3,326</b>	<b>44.3</b>	<b>36.9</b>	<b>8</b>	<b>25</b>	<b>70</b>	<b>0</b>

Punt Returns	No.	FC	Yds.	Avg.	LG	TD
Danny Amendola	31	11	360	11.6	56	0
Derek Stanley	3	1	37	12.3	24	0
Quincy Butler	2	2	-2	-1.0	0	0
David Roach	1	0	0	0.0	0	0
<b>Rams</b>	<b>37</b>	<b>14</b>	<b>395</b>	<b>10.7</b>	<b>56</b>	<b>0</b>
<b>Opponents</b>	<b>41</b>	<b>12</b>	<b>260</b>	<b>6.3</b>	<b>29</b>	<b>0</b>

Kickoff Returns	No.	Yds.	Avg.	LG	TD
Danny Amendola	66	1,618	24.5	58	0
Kenneth Darby	4	54	13.5	23	0
Billy Bajema	2	26	13.0	14	0
Donnie Avery	1	19	19.0	19	0
Samkon Gado	1	23	23.0	23	0
Larry Grant	1	14	14.0	14	0
Mike Karney	1	10	10.0	10	0
<b>Rams</b>	<b>76</b>	<b>1,764</b>	<b>23.2</b>	<b>58</b>	<b>0</b>
<b>Opponents</b>	<b>43</b>	<b>1,032</b>	<b>24.0</b>	<b>97t</b>	<b>1</b>

Field Goals	1-19	20-29	30-39	40-49	50+	T
Josh Brown	0/0	5/5	4/5	4/7	6/7	19/24
<b>Rams</b>	<b>0/0</b>	<b>5/5</b>	<b>4/5</b>	<b>4/7</b>	<b>6/7</b>	<b>19/24</b>
<b>Opponents</b>	<b>1/1</b>	<b>10/10</b>	<b>5/5</b>	<b>2/3</b>	<b>1/3</b>	<b>19/22</b>

**Josh Brown**  
 (37N) ( ) (48B, 53G) (51N) (29G) (52G, 27G) (30G, 45G) (41G)  
 (32G) (40G, 20G) (46N, 55G) (20G, 48G, 50G) ( ) (33G, 52G) (33G)  
 (54G, 45G, 29G)  
**Opponents**  
 ( ) (21G, 28G, 23G) (48G, 38G, 25G) (43N) (47G) (58N, 36G) ( )  
 ( ) ( ) (29G, 38G) (27G) (27G, 34G, 36 G, 50G) (27G, 25G, 52N, 28G) (19G) ( )

Passing	Att.	Comp.	Yds.	Pct.	Yds./Att.	TD	TD%	Int.	Int%	LG	Sack/Lost	Rating
Marc Bulger	247	140	1,4690	56.7%	5.95	5	2.0%	6	2.4%	50	14/85	70.7
Kyle Boller	176	98	899	55.7%	5.11	3	1.7%	6	3.4%	35	17/117	61.2
Keith Null	119	73	566	61.3%	4.76	3	2.5%	9	7.6%	25	13/82	49.9
Jo. Brown	1	1	36	100.0%	36.0	0	0.0%	0	0.0%	36	0/0	158.3
<b>Rams</b>	<b>543</b>	<b>312</b>	<b>2,970</b>	<b>57.5%</b>	<b>5.47</b>	<b>12</b>	<b>2.2%</b>	<b>21</b>	<b>3.9%</b>	<b>50</b>	<b>44/284</b>	<b>64.0</b>
<b>Opponents</b>	<b>491</b>	<b>315</b>	<b>3,913</b>	<b>64.2%</b>	<b>7.97</b>	<b>22</b>	<b>4.5%</b>	<b>8</b>	<b>1.6%</b>	<b>73t</b>	<b>25/149</b>	<b>96.9</b>

Won 2, Lost 14

Date	W/L	Score	Opponent	Attend.
9/7	L	3-38	@ Philadelphia	(69,144)
9/14	L	13-41	NEW YORK GIANTS	(61,377)
9/21	L	13-37	@ Seattle	(68,012)
9/28	L	14-31	BUFFALO	(61,017)
10/12	W	19-17	@ Washington	(90,376)
10/19	W	34-14	DALLAS	(62,035)
10/26	L	16-23	@ New England	(68,756)
11/2	L	13-34	ARIZONA	(61,303)
11/9	L	3-47	@ New York Jets	(78,073)
11/16	L	16-35	@ San Francisco	(67,573)
11/23	L	3-27	CHICAGO	(61,994)
11/30	L	12-16	MIAMI	(61,046)
12/7	L	10-34	@ Arizona	(63,720)
12/14	L	20-23	SEATTLE	(56,123)
12/21	L	16-17	SAN FRANCISCO	(54,948)
12/28	L	27-31	@ Atlanta	(64,617)

Total Attendance (1,050,114)

	RAMS	OPP
<b>Total First Downs</b>	<b>249</b>	<b>320</b>
Rushing	95	146
Passing	140	158
Penalty	14	16
3rd Down Eff.	69/216 31.9%	74/187 39.6%
4th Down Eff.	11/23 47.8%	4/6 66.7%
<b>Possession Avg.</b>	<b>29:32</b>	<b>30:28</b>
<b>Total Net Yards</b>	<b>4596</b>	<b>5950</b>
Avg. Per Game	287.3	371.9
Total Plays	982	975
Avg. Per Play	4.7	6.1
<b>Net Yards Rushing</b>	<b>1649</b>	<b>2475</b>
Avg. Per Game	103.1	154.7
Total Rushes	417	501
<b>Net Yards Passing</b>	<b>2947</b>	<b>3475</b>
Avg. Per Game	184.2	217.2
Sacked/Yards Lost	45/321	30/201
Gross Yards	3268	3676
Attempts/Completions	520/292	444/278
Completion Pct.	56.2%	62.6%
Had Intercepted	19	12
<b>Punts/Average</b>	<b>83/49.6</b>	<b>67/45.2</b>
Net Avg.	40.8	38.3
<b>Penalties/Yards</b>	<b>97/718</b>	<b>89/654</b>
<b>Fumbles/Ball Lost</b>	<b>18/12</b>	<b>24/14</b>
<b>Touchdowns</b>	<b>20</b>	<b>53</b>
Rushing	8	26
Passing	11	20
Returns	1	7

Score by Periods	1	2	3	4	OT	T
Rams	61	82	35	54	0	232
Opponents	130	144	57	134	0	465

Scoring	TD	Ru	Pa	Rt	PAT	FG	S	Pts
Josh Brown	0	0	0	19/19	31/36	0	112	0
Steven Jackson	8	7	1	0	0/0	0/0	0	48
Donnie Avery	4	1	3	0	0/0	0/0	0	24
Torry Holt	3	0	3	0	0/0	0/0	0	18
Dane Looker	2	0	2	0	0/0	0/0	0	12
O. Atogwe	1	0	0	1	0/0	0/0	0	6
Keenan Burton	1	0	1	0	0/0	0/0	0	6
Derek Stanley	1	0	1	0	0/0	0/0	0	6
<b>Rams</b>	<b>20</b>	<b>8</b>	<b>11</b>	<b>19</b>	<b>19/31/36</b>	<b>0</b>	<b>232</b>	<b>0</b>
<b>Opponents</b>	<b>53</b>	<b>26</b>	<b>20</b>	<b>7</b>	<b>52/52 31/32</b>	<b>0</b>	<b>465</b>	<b>0</b>

Two Point Conversions: RAMS 0/1, OPP. 1/1

**Sacks:** James Hall 6.5, Leonard Little 6.0, Chris Long 4.0, Jason Craft 3.0, Pisa Tinoisamoa 3.0, Victor Adeyanju 2.0, Ron Bartell 1.0, Fakih Brown 1.0, Ricky Manning Jr. 1.0, Eric Moore 1.0, Will Witherspoon 1.0, La'Roi Glover 0.5  
**RAMS:** 30.0 **OPPONENT:** 45.0

**Fumbles/Lost:** Marc Bulger 5/4, Steven Jackson 5/3, Dane Looker 2/1, Derek Stanley 2/2, Ken Darby 1/1, Joe Klopfenstein 1/1, Travis Minor 1/0, Antonio Pittman 1/0  
**TOTAL:** 18/12

Usual Starters			
WR	Holt (14)	LE	Adeyanju (9) Little (5)
LT	Pace (14)	NT	Ryan (12)
LG	Bell (13)	RE	Glover (10) Carrier (6)
C	Lecky (10) Romberg (6)	RE	Long (16)
RG	Incognito (15)	WLB	Tinoisamoa (16)
RT	Barron (15)	MLB	Witherspoon (12)
TE	Becht (11)	SLB	Culbertson (10) C. Draft (5)
QB	Avery (12)	RCB	Bartell (11)
WR	Bulger (15)	LCB	F. Brown (11)
TE	Klopfenstein (10)	SS	Chavous (13)
RB	S. Jackson (11)	FS	Atogwe (16)

Passing	Att.	Comp.	Yds.	Pct.	Yds./Att.	TD	TD%	Int.	Int%	LG	Sack/Lost	Rating
Marc Bulger	440	251	2720	57.0%	6.18	11	2.5%	13	3.0%	53	38/263	71.4
Trent Green	72	38	525	52.8%	7.29	0	0.0%	6	8.3%	53	6/58	41.7
Brook Berlin	3	1	6	33.3%	2.00	0	0.0%	0	0.0%	5	0/0	42.4
Dane Looker	3	2	17	66.7%	5.67	0	0.0%	0	0.0%	11	1/0	81.3
Dante Hall	1	0	0	0.0%	0.00	0	0.0%	0	0.0%	--	0/0	39.6
Donnie Jones	1	0	0	0.0%	0.00	0	0.0%	0	0.0%	--	0/0	39.6
<b>Rams</b>	<b>520</b>	<b>292</b>	<b>3268</b>	<b>56.2%</b>	<b>6.28</b>	<b>11</b>	<b>2.1%</b>	<b>19</b>	<b>3.7%</b>	<b>80t</b>	<b>45/321</b>	<b>66.9</b>
<b>Opponents</b>	<b>444</b>	<b>278</b>	<b>3676</b>	<b>62.6%</b>	<b>8.28</b>	<b>20</b>	<b>4.5%</b>	<b>12</b>	<b>2.7%</b>	<b>90t</b>	<b>30/201</b>	<b>92.5</b>

Rushing	No.	Yds.	Avg.	LG	TD
Steven Jackson	253	1042	4.1	56t	7
Antonio Pittman	79	296	3.7	24	0
Kenneth Darby	32	140	4.4	14	0
Donnie Avery	10	69	6.9	37t	1
Marc Bulger	14	41	2.9	16	0
Travis Minor	13	29	2.2	13	0
Dante Hall	4	9	2.3	10	0
Keenan Burton	3	8	2.7	5	0
Brian Leonard	2	7	3.5	5	0
Samkon Gado	2	4	2.0	3	0
Trent Green	3	4	1.3	3	0
Dan Kreider	1	0	0.0	0	0
Derek Stanley	1	0	0.0	0	0
<b>Rams</b>	<b>417</b>	<b>1649</b>	<b>4.0</b>	<b>56t</b>	<b>8</b>
<b>Opponents</b>	<b>501</b>	<b>2475</b>	<b>4.9</b>	<b>70</b>	<b>26</b>

Receiving	No.	Yds.	Avg.	LG	TD
Torry Holt	64	796	12.4	45t	3
Donnie Avery	53	674	12.7	69t	3
Steven Jackson	40	379	9.5	53	1
Dane Looker	23	271	11.8	30	2
Kenneth Darby	19	183	9.6	30	0
Antonio Pittman	18	132	7.3	27	0
Keenan Burton	13	172	13.2	30t	1
Dante Hall	12	105	8.8	20	0
Randy McMichael	11	139	12.6	31	0
Joe Klopfenstein	11	123	11.2	29	0
Daniel Fells	7	81	11.6	26	0
Derek Stanley	6	119	19.8	80t	1
Anthony Becht	6	39	6.5	11	0
Travis Minor	5	35	7.0	16	0
Marc Bulger	2	17	8.5	11	0
Drew Bernet	1	4	4.0	4	0
Samkon Gado	1	-1	-1.0	-1	0
<b>Rams</b>	<b>292</b>	<b>3268</b>	<b>11.2</b>	<b>80t</b>	<b>11</b>
<b>Opponents</b>	<b>278</b>	<b>3676</b>	<b>13.2</b>	<b>90t</b>	<b>20</b>

Interceptions	No.	Yds.	Avg.	LG	TD
Oshiomogho Atogwe	5	91	18.2	43	0
Ron Bartell	3	29	9.7	24	0
Fakih Brown	1	16	16.0	16	0
Jason Craft	1	16	16.0	16	0
Jonathan Wade	1	8	8.0	8	0
Will Witherspoon	1	2	2.0	2	0
<b>Rams</b>	<b>12</b>	<b>162</b>	<b>13.5</b>	<b>43</b>	<b>0</b>
<b>Opponents</b>	<b>19</b>	<b>452</b>	<b>23.8</b>	<b>99t</b>	<b>4</b>

Punting	No.	Yds.	Avg.	Net	TB	IQ	LG	Blk.
Donnie Jones	82	4100	50.0	41.1	7	20	68	0
Josh Brown	1	20	20.0	0	1	20	0	0
<b>Rams</b>	<b>83</b>	<b>4120</b>	<b>49.6</b>	<b>40.8</b>	<b>7</b>	<b>21</b>	<b>68</b>	<b>0</b>
<b>Opponents</b>	<b>67</b>	<b>3029</b>	<b>45.2</b>	<b>38.3</b>	<b>11</b>	<b>22</b>	<b>62</b>	<b>0</b>

Punt Returns	No.	FC	Yds.	Avg.	LG	TD
Derek Stanley	11	4	101	9.2	33	0
Dante Hall	9	1	93	10.3	34	0
Dane Looker	9	5	51	5.7	14	0
<b>Rams</b>	<b>29</b>	<b>10</b>	<b>245</b>	<b>8.4</b>	<b>34</b>	<b>0</b>
<b>Opponents</b>	<b>57</b>	<b>7</b>	<b>590</b>	<b>10.4</b>	<b>60</b>	<b>0</b>

Kickoff Returns	No.	Yds.	Avg.	LG	TD
Dante Hall	37	763	20.6	41	0
Derek Stanley	25	620	24.8	75	0
Kenneth Darby	7	173	24.7	32	0
Travis Minor	7	155	22.1	34	0
Donnie Avery	1	21	21.0	21	0
John Greco	1	14	14.0	14	0
Jonathan Wade	1	11	11.0	11	0
Dane Looker	1	4	4.0	4	0
<b>Rams</b>	<b>80</b>	<b>1761</b>	<b>22.0</b>	<b>75</b>	<b>0</b>
<b>Opponents</b>	<b>56</b>	<b>1469</b>	<b>26.2</b>	<b>92</b>	<b>0</b>

Field Goals	1-19	20-29	30-39	40-49	50+	T
Josh Brown	0/0	8/8	7/7	10/13	6/8	31/36
<b>Rams</b>	<b>0/0</b>	<b>8/8</b>	<b>7/7</b>	<b>10/13</b>	<b>6/8</b>	<b>31/36</b>
<b>Opponents</b>	<b>0/0</b>	<b>7/7</b>	<b>12/12</b>	<b>10/11</b>	<b>2/2</b>	<b>31/32</b>

**Josh Brown**  
(46f) (54g, 54G) (43g, 29G) (51N) (51g, 25g, 44g, 49G) (54N, 52g, 35g) (20g, 44g, 25G) ( ) (37g) (48N, 24g, 48g, 44g) (40N, 43G) (23g, 51g, 33g, 38G) (42N, 51G) (36g, 48G) (43g, 38g, 22G) (31g, 27G)  
**Opponents**  
(23G) (39g, 33G) (28g, 38g, 38G) (45g, 35g, 45G) (38G) (46N) (30g, 27g, 41g) (36g, 30G) (22g, 49g, 46g, 55g) ( ) (43g, 38g) (37g, 47g, 42g) (44g, 22g) (28g, 50g, 27g) (48g) (39g)

Date	W/L	Score	Opponent.....	Attend.
9/9	L	13-27	CAROLINA .....	(65,307)
9/16	L	16-17	SAN FRANCISCO .....	(65,295)
9/23	L	3-24	at Tampa Bay .....	(65,267)
9/30	L	7-35	at Dallas .....	(62,866)
10/7	L	31-34	ARIZONA .....	(61,788)
10/14	L	3-22	at Baltimore .....	(71,175)
10/21	L	6-33	at Seattle .....	(68,164)
10/28	L	20-27	CLEVELAND .....	(62,777)
11/11	W	37-29	at New Orleans .....	(70,003)
11/18	W	13-9	at San Francisco .....	(68,039)
11/25	L	19-24	SEATTLE .....	(65,423)
12/2	W	28-16	ATLANTA .....	(62,051)
12/9	L	10-19	at Cincinnati .....	(65,143)
12/16	L	14-33	GREEN BAY .....	(66,008)
12/20	L	24-41	PITTSBURGH .....	(65,705)
12/30	L	19-48	at Arizona .....	(64,671)

Total Attendance (1,039,682)

	RAMS	OPP
<b>Total First Downs</b> .....	<b>281</b>	<b>316</b>
Rushing .....	65	105
Passing .....	193	190
Penalty .....	23	21
3rd Down Eff. ....	81/223-36.3%	78/201-38.8%
4th Down Eff. ....	7/20-35.0%	6/10-60.0%
<b>Possession Avg.</b> .....	<b>30:08</b>	<b>29:52</b>
<b>Total Net Yards</b> .....	<b>4760</b>	<b>5457</b>
Avg. Per Game .....	297.5	341.1
Total Plays .....	1026	999
Avg. Per Play .....	4.6	5.5
<b>Net Yards Rushing</b> .....	<b>1527</b>	<b>1844</b>
Avg. Per Game .....	95.4	115.3
Total Rushes .....	404	445
<b>Net Yards Passing</b> .....	<b>3233</b>	<b>3613</b>
Avg. Per Game .....	202.1	225.8
Sacked/Yards Lost .....	48/328	31/234
Gross Yards .....	3561	3847
Attempts/Completions .....	574/333	523/318
Completion Pct. ....	58.0%	60.8%
Had Intercepted .....	28	18
<b>Punts/Average</b> .....	<b>78/47.2</b>	<b>66/47.7</b>
Net Avg. ....	39.3	39.8
<b>Penalties/Yards</b> .....	<b>94/794</b>	<b>95/732</b>
<b>Fumbles/Ball Lost</b> .....	<b>25/9</b>	<b>23/9</b>
<b>Touchdowns</b> .....	<b>48</b>	<b>48</b>
Rushing .....	5	16
Passing .....	19	25
Returns .....	3	7

Score by Periods	1	2	3	4	OT	T
Rams .....	95	77	56	40	0	263
Opponents .....	64	116	111	147	0	438

Scoring	TD	Ru	Pa	Rt	PAT	FG	S	Pts
J. Wilkins .....	0	0	0	0	25/25	24/32	0	97
T. Holt .....	7	0	7	0	0	0	44a	0
S. Jackson .....	6	5	1	0	0	0	36	0
I. Bruce .....	4	0	4	0	0	24	0	0
D. Bennett .....	3	0	3	0	0	0	18	0
R. McMichael .....	3	0	3	0	0	0	18	0
O. Atogwe .....	1	0	0	1	0	0	6	0
F. Brown .....	1	0	0	1	0	0	6	0
D. Hall .....	1	0	0	1	0	0	6	0
J. Klopfenstein .....	1	0	0	1	0	0	6	0
A. Carriker .....	0	0	0	0	0	2	0	0
<b>Rams</b> .....	<b>27</b>	<b>5</b>	<b>19</b>	<b>3</b>	<b>25/25</b>	<b>24/32</b>	<b>1</b>	<b>263</b>
<b>Opponents</b> .....	<b>48</b>	<b>16</b>	<b>25</b>	<b>7</b>	<b>44/44</b>	<b>34/39</b>	<b>0</b>	<b>438</b>

Two Point Conversions: RAMS 1/2, OPP. 2/4

**Sacks:** Will Witherspoon 7.0, La'Roi Glover 6.0, Corey Chavous 3.5, Brandon Chillar 2.5, James Hall 2.5, Adam Carriker 2.0, Clifton Ryan 2.0, Ron Bartell 1.0, Chris Draft 1.0, Trevor Johnson 1.0, Leonard Little 1.0, Eric Moore 1.0, Claude Werten 0.5; RAMS: 31.0 OPP.: 48.0

**Usual Starters**

WR	Holt (16)	LE	Adeyanju (7) Little (7)
LT	Barron (15)	NT	Carriker (16)
LG	M. Brown (9)	UT	Glover (16)
LC	Romberg (9)	RE	J.Hall (15)
RG	McCollum (7)	WLB	Tinoisamoa (9)
RT	Incoignito (4)	DT	Draft (7)
TE	Gorin (8)	MLB	Witherspoon (16)
RT	McMichael (15)	SLB	Chillar (14)
WR	Bruce (12)	LCB	Hill (7)
QB	Bulger (12)	RCB	Bartell (6)
FB/TE	Klopfenstein (9)	SS	F. Brown (12)
RB	S. Jackson (12)	FS	Atogwe (16)

Rushing	No.	Yds.	Avg.	LG	TD
Steven Jackson .....	237	1002	4.2	54	5
Brian Leonard .....	86	303	3.5	31	0
Antonio Pittman .....	38	139	3.7	43	0
Travis Minor .....	17	68	4.0	13	0
Dante Hall .....	3	18	6.0	9	0
Marc Bulger .....	9	13	1.4	14	0
Derek Stanley .....	1	5	5.0	5	0
Gus Frerotte .....	6	3	0.5	2	0
Isaac Bruce .....	2	-4	-2.0	-1	0
Marques Hagans .....	2	-4	-2.0	-2	0
Brock Berlin .....	3	-16	-5.3	0	0
<b>Rams</b> .....	<b>404</b>	<b>1527</b>	<b>3.8</b>	<b>54</b>	<b>5</b>
<b>Opponents</b> .....	<b>445</b>	<b>1844</b>	<b>4.1</b>	<b>46</b>	<b>16</b>

Receiving	No.	Yds.	Avg.	LG	TD
Torry Holt .....	93	1189	12.8	40	7
Isaac Bruce .....	55	733	13.3	37	4
Randy McMichael .....	39	429	11.0	29t	3
Steven Jackson .....	38	271	7.1	37	1
Drew Bennett .....	33	375	11.4	24	3
Brian Leonard .....	30	183	6.1	16	0
Travis Minor .....	12	86	7.2	20	0
Marques Hagans .....	8	101	12.6	23	0
Dane Looker .....	6	38	6.3	10	0
Dante Hall .....	5	27	5.4	12	0
Dominique Byrd .....	4	44	11.0	14	0
Antonio Pittman .....	3	15	5.0	11	0
Joe Klopfenstein .....	2	37	18.5	36t	1
Aaron Walker .....	2	13	6.5	8	0
Richard Owens .....	1	9	9.0	9	0
Madison Hedgecock .....	1	7	7.0	7	0
Travis Taylor .....	1	4	4.0	4	0
<b>Rams</b> .....	<b>333</b>	<b>3561</b>	<b>10.7</b>	<b>40</b>	<b>19</b>
<b>Opponents</b> .....	<b>318</b>	<b>3847</b>	<b>12.1</b>	<b>83</b>	<b>25</b>

Interceptions	No.	Yds.	Avg.	LG	TD
Oshiomogho Atogwe .....	8	125	15.6	52t	1
Fakhir Brown .....	4	48	12.0	36t	1
Pisa Tinoisamoa .....	2	15	7.5	15	0
Ron Bartell .....	2	10	5.0	9	0
Jonathan Wade .....	1	2	2.0	2	0
Tye Hill .....	1	0	0.0	0	0
<b>Rams</b> .....	<b>18</b>	<b>200</b>	<b>11.1</b>	<b>52t</b>	<b>2</b>
<b>Opponents</b> .....	<b>28</b>	<b>427</b>	<b>15.3</b>	<b>68t</b>	<b>4</b>

Punting	No.	Yds.	Avg.	Net	TB	I20	LG	Blk.
Donnie Jones .....	78	3684	47.2	39.3	9	18	80	0
<b>Rams</b> .....	<b>78</b>	<b>3684</b>	<b>47.2</b>	<b>39.3</b>	<b>9</b>	<b>18</b>	<b>80</b>	<b>0</b>
<b>Opponents</b> .....	<b>66</b>	<b>3147</b>	<b>47.7</b>	<b>39.8</b>	<b>8</b>	<b>19</b>	<b>71</b>	<b>0</b>

Punt Returns	No.	FC	Yds.	Avg.	LG	TD
Dante Hall .....	19	6	286	15.1	85t	1
Brandon Williams .....	7	7	56	8.0	15	0
Dane Looker .....	2	0	5	2.5	5	0
Marques Hagans .....	1	0	0	0.0	0	0
Derek Stanley .....	1	0	10	10.0	10	0
<b>Rams</b> .....	<b>30</b>	<b>14</b>	<b>357</b>	<b>11.9</b>	<b>85t</b>	<b>1</b>
<b>Opponents</b> .....	<b>48</b>	<b>8</b>	<b>437</b>	<b>9.1</b>	<b>37</b>	<b>0</b>

Kickoff Returns	No.	Yds.	Avg.	LG	TD
Dante Hall .....	29	729	25.1	84	0
Brandon Williams .....	22	508	23.1	37	0
Derek Stanley .....	20	509	25.5	49	0
Marques Hagans .....	7	130	18.6	22	0
Travis Minor .....	2	24	12.0	21	0
Dane Looker .....	1	19	19.0	19	0
Jonathan Wade .....	1	19	19.0	19	0
<b>Rams</b> .....	<b>82</b>	<b>1938</b>	<b>23.6</b>	<b>84</b>	<b>0</b>
<b>Opponents</b> .....	<b>58</b>	<b>1578</b>	<b>27.2</b>	<b>91t</b>	<b>2</b>

Field Goals	1-19	20-29	30-39	40-49	50+	T
Jeff Wilkins .....	0/0	7/8	6/7	8/13	3/4	24/32
<b>Rams</b> .....	<b>0/0</b>	<b>7/8</b>	<b>6/7</b>	<b>8/13</b>	<b>3/4</b>	<b>24/32</b>
<b>Opponents</b> .....	<b>0/0</b>	<b>8/8</b>	<b>12/13</b>	<b>12/14</b>	<b>2/4</b>	<b>34/39</b>

**Jeff Wilkins** (42G, 28G) (27G, 29G, 53G, 56N) (42N, 43N, 25G) (28N) (46G, 35G, 31G) (35N, 32G) (31G, 29G, 44N) (40G, 46G) (49G, 21G, 44G) (49G, 35G) (23G) ( ) (40N, 50G) (48N) (52G) (37G, 42G) **Opponents** (47N, 34G, 32G) (40G) (54N, 27G) ( ) (50G, 39B, 32G) (43G, 42G, 23G, 31G, 36G) (38G, 48G, 45G, 43G) (35G, 45G) ( ) (28G, 38G, 46G) (46N, 33G, 52N) (41G) (27G, 38G, 32G, 46G) (43G, 50G, 25G, 46G) (21G, 29G) (23G, 33G)

Passing	Att.	Comp.	Yds.	Pct.	Yds./Att.	TD	TD%	Int.	Int%	LG	Sack/Lost	Rating
Marc Bulger .....	378	221	2392	58.5%	6.33	11	2.9%	15	4.0%	40	37/269	70.3
Gus Frerotte .....	167	94	1014	56.3%	6.07	7	4.2%	12	7.2%	38	11/59	58.3
Brock Berlin .....	28	17	153	60.7%	5.46	0	0.0%	1	3.6%	23	0/0	60.6
Steven Jackson .....	1	1	2	100.0%	2.00	1	100.0%	0	0.0%	2t	0/0	118.8
<b>Rams</b> .....	<b>574</b>	<b>333</b>	<b>3561</b>	<b>58.0%</b>	<b>6.20</b>	<b>19</b>	<b>3.3%</b>	<b>28</b>	<b>4.9%</b>	<b>40</b>	<b>48/328</b>	<b>67.0</b>
<b>Opponents</b> .....	<b>523</b>	<b>318</b>	<b>3847</b>	<b>60.8%</b>	<b>7.36</b>	<b>25</b>	<b>4.8%</b>	<b>18</b>	<b>3.4%</b>	<b>83</b>	<b>31/234</b>	<b>85.0</b>

Date	W/L	Score	Opponent	Attend.
9/10	W	18-10	DENVER.....	(65,577)
9/17	L	13-20	at San Francisco.....	(67,791)
9/24	W	16-14	at Arizona.....	(63,278)
10/1	W	41-34	DETROIT.....	(65,563)
10/8	W	23-20	at Green Bay.....	(70,804)
10/13	L	28-30	SEATTLE.....	(65,512)
10/23	L	24-38	at San Diego.....	(66,598)
11/5	L	17-31	KANSAS CITY.....	(66,191)
11/12	L	22-24	at Seattle.....	(68,175)
11/19	L	0-15	at Carolina.....	(73,348)
11/26	W	20-17	SAN FRANCISCO.....	(65,517)
12/3	L	20-34	ARIZONA.....	(65,512)
12/11	L	27-42	CHICAGO.....	(66,234)
12/17	W	20-0	at Oakland.....	(50,164)
12/24	W	37-31	WASHINGTON (OT).....	(62,324)
12/31	W	41-21	at Minnesota.....	(63,557)
<b>Total Attendance.....</b>				<b>(1,046,325)</b>

Total First Downs.....		RAMS	OPP
Rushing.....		332	313
Passing.....		212	121
Penalty.....		26	164
3rd Down Eff.....		83/222-37.4%	93/205-45.4%
4th Down Eff.....		12/18-66.7%	2/6-33.3%
<b>Possession Avg.....</b>		<b>31:07</b>	<b>28:53</b>
<b>Total Net Yards.....</b>		<b>5767</b>	<b>5362</b>
Avg. Per Game.....		360.4	335.1
Total Plays.....		1065	962
Avg. Per Play.....		5.4	5.6
<b>Net Yards Rushing.....</b>		<b>1805</b>	<b>2327</b>
Avg. Per Game.....		112.8	145.4
Total Rushes.....		424	477
<b>Net Yards Passing.....</b>		<b>3962</b>	<b>3035</b>
Avg. Per Game.....		247.6	189.7
Sacked/Yards Lost.....		49/366	34/214
Gross Yards.....		4328	4249
Attempts/Completions.....		592/371	451/266
Completion Pct.....		62.7%	59.0%
Had Intercepted.....		8	17
<b>Punts/Average.....</b>		<b>76/42.8</b>	<b>67/45.2</b>
Net Avg.....		37.8	39.0
<b>Penalties/Yards.....</b>		<b>116/960</b>	<b>92/835</b>
<b>Fumbles/Ball Lost.....</b>		<b>20/10</b>	<b>24/15</b>
<b>Touchdowns.....</b>		<b>39</b>	<b>46</b>
Rushing.....		13	21
Passing.....		24	21
Returns.....		2	4

Score by Periods	1	2	3	4	OT	T
Rams.....	53	136	74	98	0	367
Opponents.....	76	106	79	120	0	381

Scoring	TD	Ru	Pa	Rt	PAT	FG	S	Pts
Jeff Wilkins.....	0	0	0	0	35/35	32/37	0	131
Steven Jackson...16	13	3	0	0	0/0	0/0	0	96
Torry Holt.....	10	0	10	0	0/0	0/0	0	60
Kevin Curtis.....	4	0	4	0	0/0	0/0	0	24
Isaac Bruce.....	3	0	3	0	0/0	0/0	0	24
Stephen Davis...1	0	1	0	0	0/0	0/0	0	6
Joe Klopfenstein..1	0	1	0	0	0/0	0/0	0	6
Dominique Byrd..1	0	1	0	0	0/0	0/0	0	6
Victor Adeyanju..1	0	0	b1	0	0/0	0/0	0	6
Ron Bartell.....	1	0	0	c1	0/0	0/0	0	6
Shaun McDonald..1	0	1	0	0	0/0	0/0	0	6
<b>Rams.....</b>	<b>39</b>	<b>13</b>	<b>24</b>	<b>2</b>	<b>35/35</b>	<b>32/37</b>	<b>0</b>	<b>367</b>
<b>Opponents.....</b>	<b>46</b>	<b>21</b>	<b>21</b>	<b>4</b>	<b>46/46</b>	<b>19/24</b>	<b>0</b>	<b>381</b>

Two Point Conversions: Rams 1/2, Opp. 0/0

**Sacks** - Leonard Little 13.0, La'Roi Glover 5.5, Will Witherspoon 3.0, Pisa Tinoisamoa 2.0, Brandon Chillar 2.0, Raonnal Smith 1.5, Oshiomogbo Atogwe 1.0, Fakhir Brown 1.0, Victor Adeyanju 1.0, Jimmy Kennedy 1.0, Corey Chavous 1.0, Claude Wroten 1.0, Anthony Hargrove 0.5, Brandon Green 0.5; RAMS: 34.0 Opp.: 49.0

Usual Starters			
WR	Holt (16)	LE	Little (16)
LT	Pace (8)	NT	Kennedy (16)
LG	Steuessie (7)	UT	Glover (16)
LC	Setterstrom (6)		
C	Incognito (12)	RE	Adeyanju (9)
RT	Timmerman (13)	WLB	Tinoisamoa (11)
RG	Barron (16)	MLB	Witherspoon (16)
TE	Klopfenstein (16)	SLB	Chillar (14)
WR	Bruce (13)	LCB	Fisher (9)
			Hill (7)
QB	Bulger (16)	RCB	F. Brown (14)
FB	Hedgecock (9)	SS	Chavous (16)
RB	S. Jackson (16)	FS	Atogwe (16)

Passing	Att.	Comp.	Yds.	Pct.	Yds./Att.	TD	TD%	Int.	Int%	LG	Sack/Lost	Rating
Marc Bulger.....	588	370	4301	62.9%	7.3	24	4.1%	8	1.4%	67t	49/366	92.9
Gus Frerotte.....	3	1	27	33.3%	9.0	0	0.0%	0	0.0%	27	0/0	67.4
Isaac Bruce.....	1	0	0	0.0%	0.0	0	0.0%	0	0.0%	0	0/0	39.6
<b>Rams.....</b>	<b>592</b>	<b>371</b>	<b>4328</b>	<b>62.7%</b>	<b>7.3</b>	<b>24</b>	<b>4.1%</b>	<b>8</b>	<b>1.4%</b>	<b>67t</b>	<b>49/366</b>	<b>92.7</b>
<b>Opponents.....</b>	<b>451</b>	<b>266</b>	<b>3249</b>	<b>59.0%</b>	<b>7.2</b>	<b>21</b>	<b>4.7%</b>	<b>17</b>	<b>3.8%</b>	<b>72t</b>	<b>34/214</b>	<b>81.1</b>

Rushing	No.	Yds.	Avg.	LG	TD
Steven Jackson.....	346	1528	4.4	59t	13
Stephen Davis.....	40	117	4.4	16	0
Marc Bulger.....	18	44	2.4	29	0
Matt Turk.....	2	19	9.5	16	0
Dane Looker.....	1	13	13.0	13	0
Tony Fisher.....	6	9	1.5	4	0
Kay-Jay Harris.....	3	9	3.0	9	0
Kevin Curtis.....	4	4	1.0	7	0
Madison Hedgecock.....	1	2	2.0	2	0
Ryan Fitzpatrick.....	3	0	0.0	2	0
<b>Rams.....</b>	<b>424</b>	<b>1805</b>	<b>4.3</b>	<b>59t</b>	<b>13</b>
<b>Opponents.....</b>	<b>477</b>	<b>2327</b>	<b>4.9</b>	<b>51</b>	<b>21</b>

Receiving	No.	Yds.	Avg.	LG	TD
Torry Holt.....	93	1188	12.8	67t	10
Steven Jackson.....	90	806	9.0	64t	3
Isaac Bruce.....	74	1098	14.8	45	3
Kevin Curtis.....	40	479	12.0	42	4
Joe Klopfenstein.....	20	226	11.3	28	1
Tony Fisher.....	14	159	11.4	49	0
Shaun McDonald.....	13	136	10.5	28	1
Stephen Davis.....	12	90	7.5	18	1
Madison Hedgecock.....	7	29	4.1	7	0
Aaron Walker.....	5	68	13.6	26	0
Dominique Byrd.....	2	39	19.5	27t	1
Kay-Jay Harris.....	1	10	10.0	10	0
<b>Rams.....</b>	<b>371</b>	<b>4328</b>	<b>11.7</b>	<b>67t</b>	<b>24</b>
<b>Opponents.....</b>	<b>266</b>	<b>3249</b>	<b>12.2</b>	<b>72t</b>	<b>21</b>

Interceptions	No.	Yds.	Avg.	LG	TD
Ron Bartell.....	3	63	21.0	38t	1
Tye Hill.....	3	20	6.7	14	0
Fakhir Brown.....	3	17	5.7	20	0
Oshiomogbo Atogwe.....	3	8	2.7	7	0
Jerome Carter.....	2	39	19.5	36	0
Dexter Coakley.....	2	0	0.0	0	0
Corey Chavous.....	1	17	17.0	17	0
<b>Rams.....</b>	<b>17</b>	<b>164</b>	<b>9.6</b>	<b>38t</b>	<b>1</b>
<b>Opponents.....</b>	<b>8</b>	<b>118</b>	<b>14.8</b>	<b>56</b>	<b>0</b>

Punting	No.	Yds.	Avg.	Net	TB	I20	LG	Bk.
Matt Turk.....	72	3132	43.5	38.3	5	26	74	1
Jeff Wilkins.....	3	91	30.3	27.7	0	3	33	0
<b>Rams.....</b>	<b>76</b>	<b>3223</b>	<b>42.4</b>	<b>37.8</b>	<b>5</b>	<b>29</b>	<b>74</b>	<b>1</b>
<b>Opponents.....</b>	<b>67</b>	<b>3026</b>	<b>45.2</b>	<b>39.0</b>	<b>9</b>	<b>20</b>	<b>66</b>	<b>0</b>

Punt Returns	No.	FC	Yds.	Avg.	LG	TD
Shaun McDonald.....	23	14	172	7.5	33	0
Dane Looker.....	7	6	47	6.7	10	0
Willie Ponder.....	0	0	15	0	15	0
<b>Rams.....</b>	<b>30</b>	<b>20</b>	<b>234</b>	<b>7.8</b>	<b>33</b>	<b>0</b>
<b>Opponents.....</b>	<b>27</b>	<b>22</b>	<b>247</b>	<b>9.1</b>	<b>90t</b>	<b>1</b>

Kickoff Returns	No.	Yds.	Avg.	LG	TD
Willie Ponder.....	26	605	23.3	40	0
J.R. Reed.....	17	346	20.4	40	0
Kevin Curtis.....	9	188	20.9	28	0
Tony Fisher.....	8	165	20.6	26	0
Kay-Jay Harris.....	4	76	19.0	23	0
Paul Smith.....	1	3	3.0	3	0
<b>Rams.....</b>	<b>65</b>	<b>1383</b>	<b>21.3</b>	<b>40</b>	<b>2</b>
<b>Opponents.....</b>	<b>69</b>	<b>1701</b>	<b>24.7</b>	<b>96t</b>	<b>0</b>

Field Goals	1-19	20-29	30-39	40-49	50+	T
Jeff Wilkins.....	1/1	11/11	6/6	11/16	3/3	32/37
<b>Rams.....</b>	<b>1/1</b>	<b>11/11</b>	<b>6/6</b>	<b>11/16</b>	<b>3/3</b>	<b>32/37</b>
<b>Opponents.....</b>	<b>0/0</b>	<b>7/7</b>	<b>5/7</b>	<b>5/8</b>	<b>2/2</b>	<b>19/24</b>

**Jeff Wilkins**  
(26G, 44M, 38G, 29G, 51G, 48G, 24G) (49G, 46M, 40G)  
(26G, 47G, 21G) (42G, 19G, 46G, 47G, 47M) (31G, 26G,  
20G) ( ) (34G) (41G) (40G, 42G, 35G) ( ) (24G, 51G, 27G,  
37G) (48M) (24G, 34G) (21G, 41M) (42G, 53G)

**Opponents**  
(49G) (32G, 46M, 20G) ( ) (29G, 20G) (27G, 45M, 32G) (34M,  
49G, 49G, 54G) (31G) (42G) (38G) (40G, 34G) (24G) (23G,  
20G) (37M, 49M) ( ) (52G) ( )

DATE	W/L	Score	Opponent	Attend.
9/11	L	25-28	@ San Francisco	(67,918)
9/18	W	17-12	@ Arizona	(45,160)
9/25	W	31-27	TENNESSEE	(65,835)
10/2	L	24-44	@ New York Giants	(78,453)
10/9	L	31-37	SEATTLE	(65,707)
10/17	L	28-45	@ Indianapolis	(57,307)
10/23	W	28-17	NEW ORLEANS	(64,586)
10/30	W	24-21	JACKSONVILLE	(65,251)
11/13	L	16-31	@ Seattle	(67,192)
11/20	L	28-38	ARIZONA	(65,750)
11/27	W	33-27	@ Houston (OT)	(70,010)
12/4	L	9-24	WASHINGTON	(65,701)
12/11	L	13-27	@ Minnesota	(64,005)
12/18	L	16-17	PHILADELPHIA	(65,382)
12/24	L	20-24	SAN FRANCISCO	(65,473)
1/1/06	W	20-10	@ Dallas	(63,131)

RAMS		OPP.	
<b>Total First Downs</b>	<b>314</b>	<b>321</b>	
Rushing	82	116	
Passing	209	178	
Penalty	23	27	
3rd Down Eff.	77-211-36.5%	80-199-40.2%	
4th Down Eff.	14-21-66.7%	2-9-22.2%	
<b>Time of Poss. Avg.</b>	<b>30:14</b>	<b>29:46</b>	
<b>Total Net Yards</b>	<b>5571</b>	<b>5602</b>	
Avg. Per Game	348.2	350.1	
Total Plays	1025	1007	
Avg. Per Play	5.4	5.6	
<b>Net Yards Rushing</b>	<b>1535</b>	<b>2178</b>	
Avg. Per Game	95.9	136.1	
Total Rushes	380	459	
<b>Net Yards Passing</b>	<b>4036</b>	<b>3424</b>	
Avg. Per Game	252.3	214.0	
Sacked/Yards Lost	46/315	41/195	
Gross Yards	4351	3619	
Att-Comp-Int	599-392-24	507-314-13	
Completion Pct.	65.4%	61.9%	
<b>Punts/Average</b>	<b>73/41.2</b>	<b>68/40.0</b>	
Net Avg.	33.9	36.0	
<b>Penalties/Yards</b>	<b>131/941</b>	<b>117/1066</b>	
<b>Fumbles/Ball Lost</b>	<b>24/13</b>	<b>27/14</b>	
<b>Touchdowns</b>	<b>40</b>	<b>50</b>	
Rushing	13	22	
Passing	23	26	
Returns	4	2	

Score by Periods	1	2	3	4	OT	T
Rams	67	123	54	113	6	363
Opponents	110	124	92	103	0	429

Scoring	TD	Ru	Pa	Rt	PAT	FG	S	Pts
Wilkins	0	0	0	0	36-36	27-31	0	117
S. Jackson	10	8	2	0	0-0	0-0	0	60
Holt	9	0	9	0	0-0	0-0	0	54
Curtis	7	1	6	0	0-0	0-0	0	42
Bruce	3	0	3	0	0-0	0-0	0	18
Fitzpatrick	2	2	0	0	0-0	0-0	0	12
M. Faulk	1	0	1	0	0-0	0-0	1	8
Harris	1	1	0	0	0-0	0-0	1	8
Johnson	1	0	0	1	0-0	0-0	0	6
Manumaleuna	1	0	1	0	0-0	0-0	0	6
Archuleta	1	0	0	1	0-0	0-0	0	6
Cason	1	1	0	0	0-0	0-0	0	6
Furrey	1	0	0	1	0-0	0-0	0	6
Chillar	1	0	0	1	0-0	0-0	0	6
Clelland	1	0	1	0	0-0	0-0	0	6
<b>Rams</b>	<b>40</b>	<b>13</b>	<b>23</b>	<b>4</b>	<b>36-36</b>	<b>27-31</b>	<b>2</b>	<b>363</b>
<b>Opponents</b>	<b>50</b>	<b>22</b>	<b>26</b>	<b>2</b>	<b>24-29</b>	<b>49-36</b>	<b>26</b>	<b>429</b>

**Two Point Conversions:** Rams 2-3, Opp. 1-1  
 Sacks - Little 9.5, Hargrove 6.5, Archuleta 3.5, Green 3.0, Kennedy 3.0, T. Jackson 2.5, Ivy 2.0, Pickett 2.0, Coakley 2.0, Tinoisamoa 1.5, Lewis 1.0, Atogwe 1.0, Claiborne 0.5; RAMS 38.0, OPP 46.0

Usual Starters			
WR	Holt (14)	LE	Little (14)
LT	Pace (16)	NT	Pickett (16)
LG	Terrell (10)	DT	Kennedy (9)
C	McCollum (16)	RE	Hargrove (15)
RC	Timmerman (16)	WLB	Hargrove (15)
RT	Barron (11)	MLB	Claiborne (7)
TE	Manumaleuna (16)	SLB	Coakley (9)
WR	Bruce (10)	LCB	Groce (15)
QB	Bulger (8)	RCB	T. Fisher (8)
			Bartell (7)
FB	Hedgecock (7)	SS	Archuleta (14)
RB	S. Jackson (15)	FS	Furrey (11)

Passing	Att.	Comp.	Yds.	Pct.	Yds./Att.
Marc Bulger	287	192	2297	66.9%	8.0
Jamie Martin	177	124	1277	70.1%	7.2
Ryan Fitzpatrick	135	76	777	56.3%	5.8
<b>Rams</b>	<b>599</b>	<b>392</b>	<b>4351</b>	<b>65.4%</b>	<b>7.3</b>
<b>Opponents</b>	<b>507</b>	<b>314</b>	<b>3619</b>	<b>61.9%</b>	<b>7.1</b>

Rushing	No.	Yds.	Avg.	LG	TD
S. Jackson	254	1046	4.1	51	8
M. Faulk	65	292	4.5	20	0
Cason	10	65	6.5	14	1
Fitzpatrick	14	64	4.6	14t	2
Bulger	9	29	3.2	9	0
Harris	13	21	1.6	10	1
McDonald	1	7	7.0	7	0
Martin	9	6	0.7	9	0
Curtis	1	5	5.0	5t	0
Manumaleuna	1	2	2.0	2	0
Holt	1	2	2.0	2	0
Hedgecock	1	0	0.0	0	0
Wilkins	1	4	4.0	4	0
<b>Rams</b>	<b>380</b>	<b>1535</b>	<b>4.0</b>	<b>51</b>	<b>13</b>
<b>Opponents</b>	<b>459</b>	<b>2178</b>	<b>4.7</b>	<b>73t</b>	<b>22</b>

Receiving	No.	Yds.	Avg.	LG	TD
Holt	102	1331	13.0	44	9
Curtis	60	801	13.4	83t	6
McDonald	46	523	11.4	31	0
M. Faulk	44	291	6.6	18	1
S. Jackson	43	320	7.4	27	2
Bruce	36	525	14.6	46t	3
Looker	23	237	10.3	23	0
Manumaleuna	13	129	9.9	33	1
Hedgecock	9	69	7.7	15	0
Clelland	5	17	3.4	9t	1
Harris	4	34	8.5	17	0
Williams	3	21	7.0	12	0
Robinson	1	28	28.0	28	0
Thompson	1	13	13.0	13	0
Cason	1	11	11.0	11	0
Bulger	1	1	1.0	1	0
<b>Rams</b>	<b>392</b>	<b>4351</b>	<b>11.1</b>	<b>83t</b>	<b>23</b>
<b>Opponents</b>	<b>314</b>	<b>3619</b>	<b>11.5</b>	<b>52</b>	<b>26</b>

Interceptions	No.	Yds.	Avg.	LG	TD
Furrey	4	143	35.8	67t	1
Tinoisamoa	2	35	17.5	20	0
Groce	2	0	0.0	0	0
Archuleta	1	85	85.0	85t	1
Atogwe	1	42	42.0	42	0
Hawthorne	1	24	24.0	24	0
Ivy	1	19	19.0	19	0
Coakley	1	16	16.0	16	0
<b>Rams</b>	<b>13</b>	<b>364</b>	<b>28.0</b>	<b>85t</b>	<b>2</b>
<b>Opponents</b>	<b>24</b>	<b>268</b>	<b>11.2</b>	<b>37</b>	<b>0</b>

Punting	No.	Yds.	Avg.	TB	LG	Bk.
Barker	50	2137	42.7	4	13	63
Hodges	22	836	38.0	1	35	0
Wilkins	1	35	35.0	1	0	35
<b>Rams</b>	<b>73</b>	<b>3008</b>	<b>41.2</b>	<b>6</b>	<b>16</b>	<b>63</b>
<b>Opponents</b>	<b>67</b>	<b>2722</b>	<b>40.0</b>	<b>5</b>	<b>18</b>	<b>55</b>

Punt Returns	No.	FC	Yds.	Avg.	LG	TD
Looker	8	2	69	8.6	17	0
McDonald	8	6	33	4.1	14	0
Allen	7	6	38	5.4	12	0
Furray	4	2	28	7.0	13	0
Fair	3	6	7	2.3	8	0
Atogwe	0	1	0	0.0	0	0
<b>Rams</b>	<b>30</b>	<b>23</b>	<b>175</b>	<b>5.8</b>	<b>17</b>	<b>0</b>
<b>Opponents</b>	<b>39</b>	<b>14</b>	<b>410</b>	<b>10.5</b>	<b>75t</b>	<b>1</b>

Kickoff Returns	No.	Yds.	Avg.	LG	TD
Johnson	38	857	22.6	99t	1
Allen	3	472	20.5	32	0
Fair	10	182	18.2	35	0
Cason	2	48	24.0	29	0
Harris	1	21	21.0	21	0
<b>Rams</b>	<b>74</b>	<b>1580</b>	<b>21.4</b>	<b>99t</b>	<b>1</b>
<b>Opponents</b>	<b>70</b>	<b>1781</b>	<b>25.4</b>	<b>90</b>	<b>0</b>

Field Goals	1-19	20-29	30-39	40-49	50+	T
Wilkins	0-0	6-7	8-8	9-11	4-5	27-31
<b>Rams</b>	<b>0-0</b>	<b>6-7</b>	<b>8-8</b>	<b>9-11</b>	<b>4-5</b>	<b>27-31</b>
<b>Opponents</b>	<b>0-0</b>	<b>7-7</b>	<b>13-13</b>	<b>4-11</b>	<b>2-2</b>	<b>26-33</b>

**Wilkins**  
 (30G, 41G, 33G, 41G)(29G)(46G)(37G, 48M)(40G)(29G, 49G)  
 (48M)(41G)(31G, 36G, 39G)(47G, 32G)(37G, 47G)(51G, 23G)(26G, 53G, 28G)(50G, 51G)(49G, 27M, 53M, 20G)  
**Opponents**  
 ((29G, 26G, 48G, 35G)(41G, 39G)(38G, 32G, 23G)(34G, 44G, 28G)(48M, 22G)(45B, 22G)(49M, 44 M)(31G)(32G, 33G, 51G)(39G, 46M, 35G)(45M, 38G)(37G, 44G)(31G)(56G)(22G, 47M)

TD	TD%	Int.	Int%	LG	Sack/Loss	Rating
14	4.9%	9	3.1%	57	26-188	94.4
7.2	5	2.8%	7	4.0%	83t	11-78
5.8	4	3.0%	8	5.9%	56t	9-49
<b>23</b>	<b>3.8%</b>	<b>24</b>	<b>4.0%</b>	<b>83t</b>	<b>46-315</b>	<b>83.0</b>
<b>26</b>	<b>5.1%</b>	<b>13</b>	<b>2.6%</b>	<b>52</b>	<b>41-195</b>	<b>89.9</b>

DATE	W/L	Score	Opponent	Attend.
9/12	W	17-10	ARIZONA	(65,538)
9/19	L	17-34	@ Atlanta	(70,882)
9/26	L	25-28	NEW ORLEANS, OT	(65,856)
10/3	W	24-14	@ San Francisco	(66,696)
10/10	W	33-27	@ Seattle	(66,940)
10/18	W	28-21	TAMPA BAY	(66,640)
10/24	L	14-31	@ Miami	(72,945)
11/7	L	22-40	NEW ENGLAND	(66,107)
11/14	W	23-12	SEATTLE	(66,944)
11/21	L	17-37	@ Buffalo	(72,393)
11/29	L	17-45	@ Green Bay	(70,385)
12/5	W	16-6	SAN FRANCISCO	(65,793)
12/12	L	7-20	@ Carolina	(73,306)
12/19	L	7-31	@ Arizona	(40,070)
12/27	W	20-7	PHILADELPHIA	(66,129)
1/2	W	32-29	NEW YORK JETS, OT	(65,877)
1/8	L	27-20	@ Seattle	(65,397)
1/15	L	17-47	@ Atlanta	(70,709)

	RAMS	OPP.
First Downs	321	311
Rushing	96	118
Passing	203	172
Penalty	22	21
3rd Down Eff.	89-211-42.2%	76-209-36.4%
4th Down Eff.	13-19-68.4%	12-17-70.6%
Time of Poss. Avg.	31:05	28:55
Total Net Yards	5877	5353
Avg./Game	367.3	334.6
Total Plays	1011	1006
Avg./Play	5.8	5.3
Net Yards Rushing	1624	2179
Avg./Game	101.5	136.2
Total Rushes	381	480
Net Yards Passing	4253	3174
Avg./Game	265.8	198.4
Sacked/Yards Lost	50/362	34/241
Gross Yards	4615	3415
Att.-Comp.-Int.	580-372-22	492-292-6
Completion Pct.	64.1	59.3
Punts/Average	68/41.9	71/42.5
Net Avg.	68/34.0	71/37.6
Penalties/Yards	127/993	109/827
Fumbles/Ball Lost	27/17	18/9
Touchdowns	37	43
Rushing	11	13
Passing	23	24
Returns	3	6

Score by Periods	1	2	3	4	OT	T
Rams.....	69	115	40	86	9	-319
Opponents.....	78	127	90	94	3	-392

Scoring	TD	Ru	Pa	Rt	PAT	FG	S	Pts
Wilkins	0	0	0	0	32-32	19-24	0	89
Holt	10	0	10	0	0-0	0-0	0	60
Bruce	6	0	6	0	0-0	0-0	0	36
M. Faulk	4	3	1	0	0-0	0-0	2	28
S.Jackson	4	4	0	0	0-0	0-0	1	26
M.CDonald	3	0	3	0	0-0	0-0	0	18
Bulger	3	0	0	0	0-0	0-0	0	18
Curtis	2	0	2	0	0-0	0-0	1	14
Little	2	0	0	2	0-0	0-0	0	12
Goodspeed	1	1	0	0	0-0	0-0	0	6
Manumaleuna	1	0	1	0	0-0	0-0	0	6
Archuleta	1	0	0	1	0-0	0-0	0	6
Rams	37	11	23	3	32-32	19-24	4	319
Opponents	43	13	24	6	39-39	31-36	1	392

Two Point Conversions: Rams 4-4, Opp. 1-4

Sacks - Fisher 8.5, Little 7.0, Lewis 5.0, T.Jackson 4.0, Archuleta 2.0, Pickett 2.0, Polley 2.0, Tinoiasmoa 1.5, Hargrove 1.0, Flowers 1.0, RAMS: 34.0, Opponents: 50.0

Usual Starters

WR	Holt (16)	LE	Little (16)
LT	Pace (16)	NT	Pickett (16)
LG	Nütten (6)	DT	Lewis (10)
C	McCullum (16)	RE	B. Fisher (14)
RG	Tommerman (16)	WLB	Tinoiasmoa (16)
RT	G. Williams (11)	MLB	Thomas (11)
TE	Manumaleuna (16)	SLB	Polley (13)
WR	Bruce (16)	LCB	Butler (16)
QB	Bulger (14)	RCB	T.Fisher (10)
FB	Goodspeed (5)	SS	Archuleta (14)
RB	M. Faulk (14)	FS	A. Williams (9)

Rushing	No.	Yds.	Avg.	LG	TD
M. Faulk	195	774	4.0	40	3
S. Jackson	134	673	5.0	48	4
Bulger	19	89	4.7	19t	3
Harris	20	63	3.2	14	0
Curtis	3	24	8.0	15	0
Goodspeed	3	6	2.0	2t	1
Chandler	1	2	2.0	2	0
McDonald	4	0	0.0	7	0
Cleveland	1	-2	-2.0	-2	0
Wilkins	1	-5	-5.0	-5	0
<b>Rams</b>	<b>381</b>	<b>1624</b>	<b>4.3</b>	<b>48</b>	<b>11</b>
<b>Opponents</b>	<b>480</b>	<b>2179</b>	<b>4.5</b>	<b>42t</b>	<b>13</b>

Receiving	No.	Yds.	Avg.	LG	TD
Holt	94	1372	14.6	75t	10
Bruce	89	1292	14.5	56	6
M. Faulk	50	310	6.2	25	1
McDonald	37	494	13.4	52t	3
Curtis	32	421	13.2	44t	2
S.Jackson	19	189	9.9	28	0
Manumaleuna	15	174	11.6	48	1
Looker	13	183	14.1	29	0
Goodspeed	11	71	6.5	13	0
Cleveland	7	57	8.1	15	0
Harris	4	44	11.0	21	0
Furrey	1	8	8.0	8	0
<b>Rams</b>	<b>372</b>	<b>4615</b>	<b>12.4</b>	<b>75t</b>	<b>23</b>
<b>Opponents</b>	<b>292</b>	<b>3451</b>	<b>11.7</b>	<b>71t</b>	<b>24</b>

Interceptions	No.	Yds.	Avg.	LG	TD
Butler	5	15	3.0	10	0
T. Fisher	1	30	30.0	30	0
<b>Rams</b>	<b>6</b>	<b>45</b>	<b>7.5</b>	<b>30</b>	<b>0</b>
<b>Opponents</b>	<b>22</b>	<b>191</b>	<b>8.7</b>	<b>38t</b>	<b>1</b>

Punting	No.	Yds.	Avg.	TB	In20	LG	Bk.
Landeta	40	1733	43.3	3	9	63	0
Stemke	28	1115	39.8	3	12	56	0
<b>Rams</b>	<b>68</b>	<b>2848</b>	<b>41.9</b>	<b>6</b>	<b>21</b>	<b>63</b>	<b>0</b>
<b>Opponents</b>	<b>71</b>	<b>3014</b>	<b>42.5</b>	<b>10</b>	<b>17</b>	<b>65</b>	<b>0</b>

Punt Returns	No.	FC	Yds.	Avg.	LG	TD
McDonald	30	18	143	4.8	39	0
<b>Rams</b>	<b>30</b>	<b>18</b>	<b>143</b>	<b>4.8</b>	<b>39</b>	<b>0</b>
<b>Opponents</b>	<b>35</b>	<b>17</b>	<b>416</b>	<b>11.9</b>	<b>86t</b>	<b>1</b>

Kickoff Returns	No.	Yds.	Avg.	LG	TD
Harris	47	951	20.2	29	0
Cason	14	310	22.1	31	0
Furrey	8	157	19.6	23	0
S. Jackson	4	79	19.8	23	0
Anderson	4	71	17.8	25	0
Manumaleuna	2	13	6.5	13	0
Groce	1	15	15.0	15	0
Goodspeed	1	9	9.0	9	0
Flowers	1	0	0.0	0	0
M.Faulk	1	0	0.0	0	0
Coady	1	-1	-1.0	-1	0
<b>Rams</b>	<b>84</b>	<b>1604</b>	<b>19.1</b>	<b>31</b>	<b>0</b>
<b>Opponents</b>	<b>66</b>	<b>1680</b>	<b>25.5</b>	<b>94t</b>	<b>1</b>

Field Goals	1-19	20-29	30-39	40-49	50+	T
Wilkins	0/0	7/7	5/6	3/6	4/5	19/24
<b>Rams</b>	<b>0/0</b>	<b>7/7</b>	<b>5/6</b>	<b>3/6</b>	<b>4/5</b>	<b>19/24</b>
<b>Opponents</b>	<b>0/0</b>	<b>8/8</b>	<b>11/12</b>	<b>9/11</b>	<b>3/5</b>	<b>31/36</b>

Wilkins (50G, 28G, 22G)(46G)(53G)(20G, 33N)(39G, 36G)(56N, 44N)(0)(36G, 47G, 23G)(41G)(42N, 34G)(29G, 52G, 52G)( ) ( ) (44N, 28G, 29G)(31G)

Opponents (22G)(35G,25G)(52G, 53G, 39G, 51N, 38G, 31G)(0)(48G, 43N, 34G)(35N, 48N)(43G)(43G, 31G, 45G, 36G)(28G, 30G, 45G, 41G)(21G, 35G, 33G)(27G)(51G, 40G)(27G, 20G)(48G)( ) (47G, 33G, 27G, 53N)

Passing	Att.	Comp.	Yds.	Pct.	Yds./Att.	TD	TD%	Int.	Int%	LG	Sack/Lost	Rating
Bulger	485	321	3964	66.2%	8.2	21	4.3%	14	2.9%	56	41-302	93.7
Chandler	62	35	463	56.3%	7.5	7	3.2%	8	12.9%	75t	7-54	51.4
Martin	30	16	188	53.3%	6.3	0	0.0%	0	0.0%	26	0-6	72.6
Bruce	2	0	0	0.0%	0.0	0	0.0%	0	0.0%	0	0-0	39.6
Wilkins	1	0	0	0.0%	0.0	0	0.0%	0	0.0%	0	0-0	39.6
<b>Rams</b>	<b>580</b>	<b>372</b>	<b>4615</b>	<b>64.1%</b>	<b>8.0</b>	<b>23</b>	<b>4.0%</b>	<b>22</b>	<b>3.8%</b>	<b>75t</b>	<b>50-362</b>	<b>86.1</b>
<b>Opponents</b>	<b>492</b>	<b>292</b>	<b>3415</b>	<b>59.3%</b>	<b>6.9</b>	<b>24</b>	<b>4.9%</b>	<b>6</b>	<b>1.2%</b>	<b>71t</b>	<b>34-241</b>	<b>91.6</b>



DATE	W/L	Score	Opponent	Attend.
9/7		13-23	@ New York Giants.....	(78,666)
9/14	W	27-24	SAN FRANCISCO, OT.....	(65,990)
9/21	L	23-24	@ Seattle.....	(65,841)
9/28	W	37-13	ARIZONA.....	(65,758)
10/13	W	36-0	ATLANTA.....	(66,075)
10/19	W	34-24	GREEN BAY.....	(66,201)
10/26	W	33-21	@ Pittsburgh.....	(62,655)
11/2	L	10-30	@ San Francisco.....	(67,812)
11/9	W	33-22	BALTIMORE.....	(66,085)
11/16	W	23-21	@ Chicago.....	(61,820)
11/23	W	30-27	@ Arizona, OT.....	(42,089)
11/30	W	48-17	MINNESOTA.....	(66,134)
12/8	W	26-20	@ Cleveland.....	(73,108)
12/14	W	27-22	SEATTLE.....	(66,152)
12/21	W	27-10	CINCINNATI.....	(66,061)
12/28	L	20-30	@ Detroit.....	(61,006)
1/10	L	23-29	CAROLINA, 2OT.....	(66,165)

RAMS		OPP.	
First Downs.....	335	272	
Rushing.....	97	92	
Passing.....	211	164	
Penalty.....	27	16	
3rd Down Eff.....	92-216-42.6%	75-209-35.9%	
4th Down Eff.....	7-15-46.7%	9-21-42.9%	
Time of Poss. Avg.....	31:53	28:07	
Total Net Yards.....	5457	5052	
Avg./Game.....	341.1	315.8	
Total Plays.....	1054	964	
Avg./Play.....	5.2	5.2	
Net Yards Rushing.....	1496	1980	
Avg./Game.....	93.5	123.8	
Total Rushes.....	411	412	
Net Yards Passing.....	3961	3072	
Avg./Game.....	247.6	192.0	
Sacked/Yds. Lost.....	43-326	42-291	
Gross Yards.....	4287	3363	
Att-Comp-Int.....	600-377-23	510-296-24	
Comp. %.....	62.8	58.0	
Punts/Avg.....	59-42.8	74-41.1	
Net Avg.....	32.9	34.6	
Penalties/Yards.....	92-667	114-882	
Fumbles/ Ball Lost.....	33-16	31-22	
Touchdowns.....	47	39	
Rushing.....	19	9	
Passing.....	23	23	
Returns.....	5	7	

Score by Periods	1	2	3	4	OT	T
Rams.....	123	120	76	122	6	-447
Opponents.....	67	117	82	62	0	-328

Scoring	TD	Ru	Pa	Pt	PAT	FG	S	Pts
Wilkins.....	0	0	0	0	46-46	39-42	0	163
Holt.....	12	0	12	0	0	0	0	72
Faulk.....	11	10	1	0	0	0	0	66
Bruce.....	5	0	5	0	0	0	0	30
Bulger.....	4	4	0	0	0	0	0	24
Harris.....	4	4	0	0	0	0	0	24
Looker.....	3	0	3	0	0	0	0	18
T. Fisher.....	2	0	0	2	0	0	0	12
Manumaleuna.....	2	0	2	0	0	0	0	12
A. Williams.....	2	0	0	2	0	0	0	12
Archuleta.....	1	0	0	1	0	0	0	6
Gordon.....	1	1	0	0	0	0	0	6
Wistrom.....	0	0	0	0	0	1	2	2
Rams.....	47	19	23	5	46-46	39-42	1	447
Opponents.....	39	9	23	7	35-36	19-24	1	328

Two Point Conversions: Rams 0-1, Opp. 0-3

Sacks - Little 12.5-88.5, Wistrom 7.5-38.0, Jackson 5.5-35.0, Archuleta 5.0-36.0, Thomas 2.0-20.0, Tinoisamoa 2.0-17.0, Young 2.0-15.5, B. Fisher 2.0-9.0, A. Williams 1.0-6.0, Pickett 1.0-6.0, Duncan 1.0-5.0, Lewis 0.5-6.0; TEAM 42.0-291.0, Opp. 43.0-326.0

**Usual Starters**

WR	Holt (15)	LE	Little (12)
LT	Pace (16)	NT	Pickett (13)
LG	McCullum (16)	DT	Young (9)
C	Wohlbaugh (16)	RE	Wistrom (16)
RG	Timmerman (16)	WLB	Tinoisamoa (14)
RT	Turley (16)	MLB	Thomas (8)
TE	Manumaleuna (15)	SLB	Polley (13)
WR	Bruce (15)	LCB	Butler (15)
QB	Bulger (15)	RCB	T. Fisher (15)
FB	Goodspeed (4)	SS	Archuleta (13)
RB	Faulk (11)	FS	A. Williams (15)

Rushing	No.	Yds.	Avg.	LG	TD
Faulk.....	209	813	3.9	52	10
Gordon.....	71	298	4.2	20	1
Harris.....	85	255	3.0	18	4
Bulger.....	29	75	2.6	28	4
Bruce.....	2	17	8.5	14	0
Manumaleuna.....	4	15	3.8	8	0
McDonald.....	2	7	3.5	8	0
Wilkins.....	1	7	7.0	7	0
Furrey.....	3	5	1.7	2	0
Holt.....	1	5	5.0	5	0
Warner.....	1	0	0.0	0	0
Massey.....	1	-1	-1.0	-1	0
Cleveland.....	2	-5	-2.5	0	0
Rams.....	411	1496	3.6	52	19
Opponents.....	412	1980	4.8	76	31

Receiving	No.	Yds.	Avg.	LG	TD
Holt.....	117	1696	14.5	48	12
Bruce.....	69	981	14.2	41	5
Looker.....	47	495	10.5	41	3
Faulk.....	45	290	6.4	30	1
Manumaleuna.....	29	238	8.2	39	2
Furrey.....	20	189	9.5	24	0
Harris.....	15	102	6.8	26	0
Cleveland.....	10	145	14.5	29	0
McDonald.....	10	62	6.2	13	0
Gordon.....	8	59	7.4	21	0
Curtis.....	4	13	3.3	8	0
St. Clair.....	1	18	18.0	18	0
Nead.....	1	6	6.0	6	0
Timmerman.....	1	-7	-7.0	0	0
Goodspeed.....	0	0	0	0	0
Rams.....	377	4287	11.4	48	23
Opponents.....	296	3363	11.4	77	23

Interceptions	No.	Yds.	Avg.	LG	TD
T. Fisher.....	4	205	51.3	74	2
A. Williams.....	4	82	20.5	46	1
Butler.....	4	27	18.0	45	0
Polley.....	4	32	8.0	22	0
Tinoisamoa.....	3	46	15.3	29	0
Little.....	1	28	28.0	28	0
Archuleta.....	1	22	22.0	22	0
Jackson.....	1	11	11.0	11	0
Groce.....	1	7	7.0	7	0
Duncan.....	1	0	0.0	0	0
Rams.....	24	505	21.0	74	3
Opponents.....	23	300	13.0	70	1

Punting	No.	Yds.	Avg.	TB	In20	LG	Blk.
Landeta.....	59	2525	42.8	5	14	57	0
Rams.....	59	2525	42.8	5	14	57	0
Opponents.....	74	3061	41.4	8	19	61	2

Punt Returns	No.	FC	Yds.	Avg.	LG	TD
Groce.....	19	3	135	7.1	19	0
Furrey.....	11	7	119	10.8	28	0
Harris.....	7	0	36	5.1	13	0
Looker.....	2	1	47	23.5	44	0
Rams.....	32	11	337	8.6	44	2
Opponents.....	32	12	484	15.1	84	2

Kickoff Returns	No.	Yds.	Avg.	LG	TD
Harris.....	51	1175	23.0	42	0
Furrey.....	7	140	20.0	27	0
Reynolds.....	6	109	18.2	25	0
Nead.....	2	27	13.5	20	0
Coady.....	1	0	0.0	0	0
Goodspeed.....	1	1	1.0	1	0
Groce.....	1	33	33.0	25	0
St. Clair.....	1	3	3.0	3	0
Cleveland.....	0	0	0	0	0
Rams.....	70	1488	21.3	42	0
Opponents.....	83	1985	23.9	100	2

Field Goals	1-19	20-29	30-39	40-49	50+	T
Wilkins.....	0-0	16-16	11-13	8-9	4-4	39-42
Rams.....	0-0	16-16	11-13	8-9	4-4	39-42
Opponents.....	0-0	5-5	7-9	6-7	1-3	19-24

**Wilkins** (39G, 28G) (29G, 28G) (28G, 33G, 33G) (24G, 53G, 31G, 39N) (28G, 38G) (39G, 43G) (47N, 20G, 22G) (39G) (49G, 46G, 48G, 27G) (41G, 44G, 31G) (29G, 24G, 49G) (28G, 51G) (28G, 26G, 29G, 37G, 39N) (33G, 46G) (26G, 50G) (51G, 36G)

**Opponents** (24G, 47G, 44G) (35G, 43N) (36G, 35N) (60B) (33G) (44G, 53N) (41G, 25G, 41G) (34N) (22G, 27G) (28G) (31G, 38G) (48G) (39G, 38G, 50G)

Passing	Att.	Comp.	Yds.	Pct.	Yds./Att.	TD	TD%	Int.	Int%	LG	Sack/Loss	Rating
Bulger.....	532	336	3845	63.2	7.23	22	4.1	22	4.1	48	37-288	81.4
Warner.....	65	38	365	58.5	5.62	1	1.5	1	1.5	37	6-38	72.9
Bruce.....	2	2	66	100.0	33.0	0	0.0	0	0.0	41	0-0	118.8
Looker.....	1	1	11	100.0	11.0	0	0.0	0	0.0	11	0-0	112.5
Rams.....	600	377	4287	62.8	7.15	23	3.8	23	3.8	48	43-326	81.0
Opponents.....	510	296	3363	58.0	6.59	23	4.5	24	4.7	77	42-291	73.3

DATE	W/L	Score	Opponent	Attend.
9/8	L	16-23	@ Denver	(75,710)
9/15	L	21-26	NEW YORK GIANTS	(65,932)
9/23	L	14-26	@ Tampa Bay	(65,652)
9/29	L	10-13	DALLAS	(66,165)
10/6	L	13-37	@ San Francisco	(67,853)
10/13	W	28-13	OAKLAND	(66,070)
10/20	W	37-20	SEATTLE	(65,931)
11/3	W	17-14	@ Arizona	(47,819)
11/10	W	28-24	SAN DIEGO	(66,093)
11/18	W	21-16	CHICAGO	(66,250)
11/24	L	17-20	@ Washington	(79,823)
12/1	L	3-10	@ Philadelphia	(65,552)
12/8	L	10-49	@ Kansas City	(78,601)
12/15	W	30-28	ARIZONA	(65,939)
12/22	L	10-30	@ Seattle	(63,953)
12/30	W	31-20	SAN FRANCISCO	(66,118)

RAMS		OPP.	
<b>First Downs</b> .....	315		282
Rushing.....	76		105
Passing.....	219		148
Penalty.....	20		29
3rd Down Eff.....	81-206-39.3%		71-197-36.0%
4th Down Eff.....	6-10-60.0%		5-13-38.5%
<b>Time of Poss. Avg.</b> .....	6-10-30.38		29-22
<b>Total Net Yards</b> .....	5559		5025
Avg./Game.....	347.4		314.1
Total Plays.....	1,024		944
Avg./Play.....	5.4		5.3
<b>Net Yards Rushing</b> .....	1405		1816
Avg./Game.....	87.8		113.5
Total Rushes.....	343		445
<b>Net Yards Passing</b> .....	4154		3209
Avg./Game.....	259.6		200.6
Sacked/Yds. Lost.....	46-326		38-240
Gross Yards.....	4480		3449
Att-Comp-Int.....	635-408-27		461-292-12
Comp. %.....	64.3		63.3
<b>Punts/Avg.</b> .....	72-41.9		70-41.0
Net Avg.....	32.7		33.3
<b>Penalties/Yards</b> .....	120-919		99-755
<b>Fumbles/ Ball Lost</b> .....	29-18		32-14
<b>Touchdowns</b> .....	37		42
Rushing.....	11		15
Passing.....	24		15
Returns.....	2		12

Score by Periods	1	2	3	4	T
Rams.....	65	80	47	124	-316
Opponents.....	64	152	57	96	-369

Scoring	TD	Ru	Pa	Rt	PAT	FG	S	Pts
Wilkins.....	0	0	0	0	37-37	19-25	0	94
Faulk.....	10	8	2	0	0-0	0-0	0	60
Bruce.....	7	0	7	0	0-0	0-0	0	42
Holt.....	4	0	4	0	0-0	0-0	0	24
Proehl.....	4	0	4	0	0-0	0-0	0	24
Conwell.....	3	1	2	0	0-0	0-0	0	18
Gordon.....	3	1	2	0	0-0	0-0	0	18
Bly.....	2	0	2	0	0-0	0-0	0	12
Edwards.....	2	0	2	0	0-0	0-0	0	12
Bulger.....	1	1	0	0	0-0	0-0	0	6
Manumaleuna.....	1	0	1	0	0-0	0-0	0	6
<b>Rams.....</b>	<b>37</b>	<b>11</b>	<b>24</b>	<b>2</b>	<b>37-37</b>	<b>19-25</b>	<b>0</b>	<b>316</b>
<b>Opponents....</b>	<b>42</b>	<b>15</b>	<b>12</b>	<b>39-39</b>	<b>26-30</b>	<b>0</b>	<b>369</b>	

**Sacks** - Little 12.0-79.0, Wistrom 4.5-30.0, Zgonina 4.0-29.0, Lewis 4.0-29.0, Jackson 3.5-26.0, Whitley 3.0-19.0, Archuleta 2.5-15.5, Young 2.0-8.0, Bly 1.0-10.0, Team 1.0-3.0, Pickett 0.5-0.5; TEAM 38.0-240.0; Opp. 46.0-326.0

**Usual Starters**

WR	Holt (13)	LE	Little (15)
LT	Pace (10)	LDT	Young (14)
LG	Nütten (11)	RDT	Zgonina (16)
C	McCullum (16)	RE	Wistrom (14)
RG	Timmerman (13)	LLB	Thomas (7)
RT	St. Clair (13)	MLB	Duncan (12)
TE	Conwell (11)	RLB	Polley (10)
WR	Bruce (16)	CB	T. Fisher (9)
QB	Bulger (7)	CB	Bly (16)
QB	Hodgins (8)	SS	Archuleta (16)
RB	Faulk (10)	FS	Herring (16)

Rushing	No.	Yds.	Avg.	LG	TD
Faulk.....	212	953	4.5	71	8
Gordon.....	65	228	3.5	29	1
T. Wilkins.....	6	56	9.3	18	0
Canidate.....	17	48	2.8	22	0
Warner.....	8	33	4.1	9	0
Conwell.....	6	30	5.0	15	1
Edwards.....	3	21	7.0	27	0
Bruce.....	3	18	6.0	13	0
Holt.....	2	18	9.0	14	0
Hodgins.....	3	7	2.3	5	0
Marin.....	5	6	1.2	5	0
Hetherington.....	1	0	0.0	0	0
Proehl.....	0	0	0	0	0
Bulger.....	12	-13	-1.1	11	1
<b>Rams.....</b>	<b>343</b>	<b>1405</b>	<b>4.1</b>	<b>44</b>	<b>11</b>
<b>Opponents.....</b>	<b>445</b>	<b>1816</b>	<b>4.1</b>	<b>40</b>	<b>15</b>

Receiving	No.	Yds.	Avg.	LG	TD
Faulk.....	91	1342	14.3	58	4
Bruce.....	80	537	6.7	40	2
Proehl.....	79	1075	13.6	34	7
Conwell.....	43	466	10.8	33	4
Gordon.....	34	419	12.3	52	2
Edwards.....	30	278	9.3	25	2
Hodgins.....	18	157	8.7	48	2
Holt.....	9	47	5.2	11	0
Manumaleuna.....	8	106	13.3	27	1
T. Wilkins.....	5	31	6.2	14	0
Murphy.....	5	23	4.6	8	0
Canidate.....	4	31	7.8	13	0
Bulger.....	1	3	3.0	3	0
Hetherington.....	1	2	2.0	2	0
Timmerman.....	0	3	---	3	0
<b>Rams.....</b>	<b>408</b>	<b>4480</b>	<b>11.0</b>	<b>58</b>	<b>24</b>
<b>Opponents.....</b>	<b>292</b>	<b>3449</b>	<b>11.8</b>	<b>83</b>	<b>15</b>

Interceptions	No.	Yds.	Avg.	LG	TD
Herring.....	3	38	12.7	36	0
Bly.....	2	0	0.0	0	0
T. Fisher.....	2	0	0.0	0	0
Davis.....	1	29	29.0	29	0
A. Williams.....	1	3	3.0	3	0
Archuleta.....	1	3	3.0	2	0
Wistrom.....	2	2	2.0	2	0
McCleon.....	1	0	0.0	0	0
<b>Rams.....</b>	<b>12</b>	<b>74</b>	<b>6.2</b>	<b>36</b>	<b>0</b>
<b>Opponents.....</b>	<b>27</b>	<b>492</b>	<b>18.2</b>	<b>60</b>	<b>5</b>

Punting	No.	Yds.	Avg.	TB	In20	LG	Blk.
Holt.....	91	2402	26.4	6	26	64	0
Berger.....	72	3020	41.9	10	26	64	0
<b>Rams.....</b>	<b>72</b>	<b>3020</b>	<b>41.9</b>	<b>10</b>	<b>26</b>	<b>64</b>	<b>0</b>
<b>Opponents.....</b>	<b>70</b>	<b>2868</b>	<b>41.0</b>	<b>8</b>	<b>19</b>	<b>63</b>	<b>0</b>

Punt Returns	No.	FC	Yds.	Avg.	LG	TD
T. Wilkins.....	25	13	242	9.7	55	0
Bly.....	3	3	138	17.3	78	1
<b>Rams.....</b>	<b>33</b>	<b>16</b>	<b>380</b>	<b>11.5</b>	<b>78</b>	<b>1</b>
<b>Opponents.....</b>	<b>34</b>	<b>10</b>	<b>463</b>	<b>13.6</b>	<b>86</b>	<b>1</b>

Kickoff Returns	No.	Yds.	Avg.	LG	TD
T. Wilkins.....	47	1074	22.9	42	0
Edwards.....	10	211	21.1	32	0
Canidate.....	7	197	28.1	53	0
Gordon.....	6	104	17.3	30	0
Manumaleuna.....	3	30	10.0	15	0
Bly.....	1	5	5.0	5	0
Proehl.....	1	21	21.0	21	0
<b>Rams.....</b>	<b>75</b>	<b>1642</b>	<b>21.9</b>	<b>53</b>	<b>0</b>
<b>Opponents.....</b>	<b>57</b>	<b>1354</b>	<b>23.8</b>	<b>97</b>	<b>2</b>

Field Goals	1-19	20-29	30-39	40-49	50+	T
Wilkins.....	0-0	5-5	8-10	6-9	0-1	19-25
<b>Rams.....</b>	<b>0-0</b>	<b>5-5</b>	<b>8-10</b>	<b>6-9</b>	<b>0-1</b>	<b>19-25</b>
<b>Opponents.....</b>	<b>1-1</b>	<b>4-4</b>	<b>13-15</b>	<b>7-9</b>	<b>0-1</b>	<b>26-30</b>

**Wilkins** (41G,43G,39N,39G)(35N)( ) (27G,49N)(38G,37G)( ) (31G,45G,47G)(47N,24G,42G)( ) (30G)(55N,22G)(36G,42N) (26G,37G,26G)(45G)(39G)

**Opponents** (41G,34G,32G)(20G,32G,34G,25G)(39G,47G) (35G,48G)(33G,21G,32G)(43G,32G,35N)(48N)( ) (41G) (37G,48G,50G)(40N,34N)(31G)( ) (31G,36G,22G)(19G,44G)

Passing	Att.	Comp.	Yds.	Pct.	Yds./Att.	TD	TD%	Int.	Int%	LG	Sack/Lost	Rating
Warner.....	220	144	1431	65.5	6.50	3	1.4	11	5.0	43	21-130	67.4
Bulger.....	214	138	1826	64.5	8.53	14	6.5	6	2.8	58	12-102	101.5
Marin.....	195	124	1216	63.6	6.24	7	3.6	10	5.1	33	10-77	71.7
Covington.....	5	0	7	40.0	1.40	0	0.0	0	0.0	4	2-16	47.9
Proehl.....	1	0	0	0.0	0.00	0	0.0	0	0.0	0	1-1	39.6
<b>Rams.....</b>	<b>635</b>	<b>408</b>	<b>4480</b>	<b>64.3</b>	<b>7.06</b>	<b>24</b>	<b>3.8</b>	<b>27</b>	<b>4.3</b>	<b>58</b>	<b>46-325</b>	<b>79.9</b>
<b>Opponents.....</b>	<b>461</b>	<b>292</b>	<b>3449</b>	<b>63.3</b>	<b>7.48</b>	<b>15</b>	<b>3.3</b>	<b>12</b>	<b>2.6</b>	<b>83</b>	<b>38-240</b>	<b>86.0</b>

DATE	W/L	Score	Opponent	Attend.
9/9	W	20-17	@ Philadelphia	(66,243)
9/23	W	30-26	@ San Francisco	(67,536)
9/30	W	42-10	MIAMI	(66,046)
10/8	W	35-0	@ Detroit	(77,765)
10/14	W	15-14	NEW YORK GIANTS	(65,992)
10/21	W	34-14	@ New York Jets	(78,766)
10/28	L	31-34	NEW ORLEANS	(66,188)
11/11	W	48-14	CAROLINA	(66,069)
11/18	W	24-17	@ New England	(60,292)
11/26	L	17-24	TAMPA BAY	(66,198)
12/2	W	35-6	@ Atlanta	(60,787)
12/9	W	27-14	SAN FRANCISCO	(66,218)
12/17	W	34-21	@ New Orleans	(70,332)
12/23	W	38-32	@ Carolina	(67,415)
12/30	W	42-17	INDIANAPOLIS	(66,084)
1/6	W	31-13	ATLANTA	(66,033)
1/20*	W	45-17	GREEN BAY	(66,338)
1/27**	W	29-24	PHILADELPHIA	(66,502)
2/3***	L	17-20	vs. New England (SB XXXVI)	(72,922)

RAMS		OPP.	
First Downs	357	256	
Rushing	104	77	
Passing	236	153	
Penalty	17	26	
3rd Down Eff.	96-192-50.0%	69-209-33.0%	
4th Down Eff.	8-11-72.7%	11-23-47.8%	
Time of Poss.	31:45	44:71	
Total Net Yards	6690	4471	
Avg./Game	418.1	279.4	
Total Plays	1007	952	
Avg./Play	6.6	4.7	
Net Yards Rushing	2027	1374	
Avg./Game	126.7	85.9	
Total Rushes	416	366	
Net Yards Passing	4663	3097	
Avg./Game	291.4	193.6	
Sacked/Yds. Lost	40-240	45-251	
Gross Yards	4903	3348	
Att-Comp-Int.	551-379-22	541-314-21	
Comp. %	68.8	58.0	
Punts/Avg.	43-42.1	79-42.0	
Net Avg.	34.9	34.9	
Penalties/Yards	107-847	100-830	
Fumbles/Ball Lost	38-22	21-13	
Touchdowns	62	31	
Rushing	20	11	
Passing	37	16	
Returns	5	5	

Score by Periods	1	2	3	4	OT	T
Rams.....	140	165	103	92	3	503
Opponents.....	51	85	66	71	0	273

Scoring	TD	Ru	Pa	PAT	FG	S	Pts
Faulk.....	21	12	9	0	0-0	0	128
Wilkins.....	0	0	0	0	58-58	23-29	0
Holt.....	7	0	7	0	0-0	0	42
Bruce.....	6	0	6	0	0-0	0	36
Canidate.....	6	6	0	0	0-0	0	36
Proehl.....	5	1	4	0	0-0	0	32
Conwell.....	5	1	4	0	0-0	0	30
Hakim.....	3	0	3	0	0-0	0	18
Bly.....	2	0	0	2	0-0	0	12
A. Williams.....	2	0	0	2	0-0	0	12
Hodgins.....	1	0	1	0	0-0	0	6
Holcombe.....	1	1	0	0	0-0	0	6
Manumaleuna.....	1	0	1	0	0-0	0	6
McCleon.....	1	0	0	1	0-0	0	6
Robinson.....	1	0	1	0	0-0	0	6
Rams.....	62	20	37	5	58-58	23-29	0
Opponents.....	31	11	16	4	27-27	20-26	0

Two Point Conversions: Faulk, Proehl. Rams 2-4, Opp. 0-4

**Sacks** - Little 14.5-88.5, Wistrom 9.0-35.5, Young 6.5-34, Fletcher 4.5-33, T. Jackson 3.0-25, Ahanotu 2.0-11, Archuleta 2.0-10, Moran 2.0-10, Coady 1.0-4, Pickett 0.5-0. TEAM 45-251; Opp. 40.0-240

**Usual Starters**

WR	Holt (14)	LE	Ahanotu (16)
LT	Pace (16)	LDT	Young (16)
LG	Nütten (14)	RDT	Zgonina (13)
C	McCullum (16)	RE	Wistrom (15)
RG	Timmerman (16)	LLB	D. Davis (8)
RT	Tucker (15)		Polley (7)
TE	Conwell (13)	MLB	Fletcher (16)
WR	Bruce (16)	RLB	Fields (12)
QB	Warner (16)	CB	A. Williams (16)
FB	Hodgins (10)	CB	McCleon (13)
RB	Faulk (14)	SS	Archuleta (12)
		FS	Herring (13)

Rushing	No.	Yds.	Avg.	LG	TD
Faulk.....	260	1382	5.3	71	12
Canidate.....	78	441	5.7	45	6
Warner.....	28	60	2.1	23	0
Hakim.....	11	50	4.5	12	0
Holcombe.....	13	42	3.2	11	1
Conwell.....	7	28	4.0	13	1
Bruce.....	4	23	5.8	10	0
Hodgins.....	2	5	2.5	5	0
Proehl.....	1	5	5.0	5	0
Baker.....	1	0	0.0	0	0
Holt.....	2	0	0.0	2	0
Watson.....	1	0	0.0	0	0
Martin.....	9	0	0.0	1	0
Rams.....	416	2027	4.9	71	20
Opponents.....	366	1374	3.8	30	11

Receiving	No.	Yds.	Avg.	LG	TD
Faulk.....	83	765	9.2	65	9
Holt.....	81	1363	16.8	51	7
Bruce.....	64	1106	17.3	51	6
Proehl.....	40	563	14.1	37	5
Hakim.....	39	374	9.6	33	3
Conwell.....	38	431	11.3	47	4
Canidate.....	17	154	9.1	29	0
Robinson.....	11	108	9.8	26	2
Hodgins.....	4	24	6.0	11	1
Holcombe.....	1	14	14.0	14	0
Manumaleuna.....	1	1	1.0	1	1
Rams.....	379	4903	12.9	65	37
Opponents.....	314	3348	10.7	49	16

Interceptions	No.	Yds.	Avg.	LG	TD
Bly.....	6	150	25.0	93	2
A. Williams.....	4	69	17.3	42	2
McCleon.....	4	66	16.5	43	0
Fletcher.....	2	18	9.0	18	0
Wistrom.....	2	4	2.0	0	0
Young.....	1	30	30.0	30	0
Fields.....	1	25	25.0	25	0
Herring.....	1	15	15.0	15	0
Rams.....	21	369	17.6	93	4
Opponents.....	22	307	14.0	52	1

Punting	No.	Yds.	Avg.	TB	In20	LG	Blk.
Baker.....	43	1809	42.1	7	9	58	0
Rams.....	43	1809	42.1	7	9	58	0
Opponents.....	79	3317	42.0	8	17	64	0

Punt Returns	No.	FC	Yds.	Avg.	LG	TD
Hakim.....	36	12	330	9.2	32	0
Bly.....	7	6	71	10.1	32	0
Butler.....	0	0	-1	-	-1	0
Rams.....	43	18	400	9.3	32	0
Opponents.....	17	6	167	9.8	19	0

Kickoff Returns	No.	Yds.	Avg.	LG	TD
Canidate.....	36	748	20.8	40	0
Murphy.....	8	174	21.8	29	0
Bly.....	6	128	21.3	32	0
Cason.....	4	73	18.3	26	0
Archuleta.....	1	0	0.0	0	0
Rams.....	55	1123	20.4	40	0
Opponents.....	86	2194	25.5	99	2

Field Goals	1-19	20-29	30-39	40-49	50+	T
Wilkins.....	0-0	11-11	5-5	6-12	1-1	23-29
Rams.....	0-0	11-11	5-5	6-12	1-1	23-29
Opponents.....	0-0	6-7	6-6	6-8	2-5	20-26

**Wilkins** (20G,26G)(44G,40G,25G)(0)(28G,33G,25G)(47G,24G)(40N,54G)(25G,35G)(42N,35G)(44G,42G,24G)(45N)(22G,39G)(43G,27G)(45N,33G,45N)(24G,42N)

**Opponents** (50G)(52G,33G)(26G)(0)(51N)(0)(33G,44G,44G,23G,27G)(53N)(33G)(25G,36G)(41G,50G,24G,44N)(0)(47N,22G,29G,30G,46G)(48G)(49G,33G)

Passing	Att.	Comp.	Yds.	Pct.	Yds./Att.	TD	TD%	Int.	Int%	LG	Sack/Lost	Rating
Warner.....	546	375	4830	68.7	8.85	36	6.6	22	4.0	65	38-233	97.2
Martin.....	3	3	44	100.0	7.33	1	0.0	0	0.0	10	2-7	67.2
Faulk.....	1	0	0	0.0	0.00	0	0.0	0	0.0	0	0-0	39.6
Hakim.....	1	1	51	100.0	51.0	1	100.0	0	0.0	51	0-0	158.3
Rams.....	551	379	4903	68.8	8.90	37	6.7	22	4.0	65	40-240	102.2
Opponents.....	541	314	3348	58.0	6.19	16	3.0	21	3.9	49	45-251	69.9

DATE	W/L	Score	Opponent	Attend.
9/4	W	41-36	DENVER	(65,956)
9/10	W	37-34	@ Seattle	(64,869)
9/17	W	41-24	SAN FRANCISCO	(65,945)
9/24	W	41-20	@ Atlanta	(58,761)
10/1	W	57-31	SAN DIEGO	(66,010)
10/15	W	45-29	ATLANTA	(66,019)
10/22	L	34-54	@ Kansas City	(79,142)
10/29	W	34-24	@ San Francisco	(73,224)
11/5	L	24-27	CAROLINA	(66,048)
11/12	W	38-24	@ New York Giants	(78,174)
11/20	L	20-33	WASHINGTON	(66,087)
11/26	L	24-31	NEW ORLEANS	(66,064)
12/3	L	3-16	@ Carolina	(73,358)
12/10	W	40-29	MINNESOTA	(66,273)
12/18	L	35-38	@ Tampa Bay	(65,653)
12/24	W	26-21	@ New Orleans	(64,900)
<b>12/30</b>	<b>L</b>	<b>28-31</b>	<b>@ New Orleans</b>	<b>(64,900)</b>

First Downs		Rushing		Passing		Penalty	
3rd Down Eff.	86-181-47.5%	74-192-38.5%					
4th Down Eff.	8-13-61.5%	6-12-50%					
Time of Poss.	Avg. 30:54	Avg. 29:06					
Total Net Yards	7075	5494					
Avg./Game	442.2	343.4					
Total Plays	1014	968					
Avg./Play	7.0	5.7					
Net Yards Rushing	1843	1697					
Avg./Game	115.2	106.1					
Total Rushes	383	383					
Net Yards Passing	5232	3797					
Avg./Game	327.0	237.3					
Sacked/Yds. Lost	44-260	51-288					
Gross Yards	5492	4085					
Att-Comp-Int.	587-380-23	534-323-19					
Comp. %	64.7	60.5					
Punts/Avg.	44-39.5	67-42.2					
Net Avg.	34.2	33.5					
Penalties/Yards	111-942	101-747					
Fumbles/ Ball Lost	24-12	19-6					
Touchdowns							
Rushing	26	18					
Passing	37	32					
Returns	4	6					

Score by Periods	1	2	3	4	T
Rams	116	147	154	123	- 540
Opponents	94	130	103	144	- 471

Scoring	TD	Ru	Pa	Rt	PAT	FG	S	Pts
Faulk	26	18	8	0	0-0	0-0	0	160
Wilkins	0	0	0	0	38-38	17-17	0	89
Bruce	0	9	0	0	0-0	0-0	0	54
Holt	6	0	6	0	0-0	0-0	0	36
Hakim	5	0	4	1	0-0	0-0	0	30
Holcombe	4	3	1	0	0-0	0-0	0	24
Proehl	4	0	4	0	0-0	0-0	0	24
Watson	4	4	0	0	0-0	0-0	0	24
Hall	0	0	4	9-9	4-5	21	0	21
Stoyanovich	0	0	0	0	11-11	3-5	0	20
R. Williams	3	0	3	0	0-0	0-0	0	20
Home	3	0	2	1	0-0	0-0	0	18
Bush	1	0	0	1	0-0	0-0	0	6
Green	1	1	0	0	0-0	0-0	0	6
Lyle	1	0	0	1	0-0	0-0	0	6
Fletcher	0	0	0	0	0-0	0-0	0	2
<b>Rams</b>	<b>67</b>	<b>26</b>	<b>37</b>	<b>4</b>	<b>58-58</b>	<b>24-27</b>	<b>0</b>	<b>540</b>
<b>Opponents</b>	<b>56</b>	<b>18</b>	<b>32</b>	<b>6</b>	<b>49-50</b>	<b>26-31</b>	<b>1</b>	<b>471</b>

**Two Point Conversions:** Faulk (2), Fletcher, R. Williams.  
Rams 4-9, Opp. 3-6

**Sacks** - Wistrom 11.0-67, Carter 10.5-53, Fletcher 5.5-26.5, Little 5.0-23.5, Agnew 4.0-12, McCleone 2.0-28, Moran 2.0-14, M. Jones 2.0-9, Zgonina 2.0-5, Farr 1.0-11, Bly 1.0-10, Bush 1.0-9, Hobgood-Chittick 1.0-7, Lyght 1.0-7, Collins 1.0-4, Styles 1.0-2. **TEAM:** 51-288; **Opp.** 44-260.

**Usual Starters**

WR	Holt (15)	LE	Carter (13)
LT	Pace (16)	LDL	Agnew (15)
LG	Nütten (16)	RDT	Zgonina (11)
C	McCullum (16)	RE	Wistrom (16)
RC	Timmerman (15)	LLB	M. Jones (16)
TE	Tucker (16)	MLB	Fletcher (15)
RT	R. Williams (11)	RLB	Collins (11)
WR	Bruce (16)	LC	Lyght (12)
QB	Warner (11)	RC	McCleone (16)
FB	Holcombe (9)	SS	Bush (12)
RB	Faulk (14)	FS	Lyle (16)

Rushing	No.	Yds.	Avg.	LG	TD
Faulk	253	1359	5.4	38	18
Watson	54	249	4.6	49	4
Holcombe	21	70	3.3	11	3
Green	20	69	3.5	18t	1
Conwell	2	23	11.5	17	0
Hakim	5	19	3.8	5	0
Warner	18	17	0.9	11	0
Bruce	1	11	11.0	11	0
Holt	2	7	3.5	7	0
Candidate	3	6	2.0	3	0
Home	2	6	3.0	9	0
Lyle	4	4	4.0	4	0
Hodgins	1	3	3.0	3	0
<b>Rams</b>	<b>383</b>	<b>1843</b>	<b>4.8</b>	<b>49</b>	<b>26</b>
<b>Opponents</b>	<b>383</b>	<b>1697</b>	<b>4.4</b>	<b>69</b>	<b>18</b>

Receiving	No.	Yds.	Avg.	LG	TD
Bruce	87	1471	16.9	78t	9
Holt	82	1635	19.9	85t	6
Faulk	81	830	10.2	72t	8
Hakim	53	734	13.8	80t	4
Proehl	31	441	14.2	29	4
R. Williams	11	102	9.3	31t	3
Watson	10	56	5.6	15	0
Holcombe	8	90	11.3	19	1
Robinson	5	52	10.4	27	0
Conwell	5	40	8.0	17	0
Home	4	32	8.0	18t	0
Hodgins	2	5	2.5	6	0
Candidate	1	4	4.0	4	0
<b>Rams</b>	<b>380</b>	<b>5492</b>	<b>14.5</b>	<b>85t</b>	<b>37</b>
<b>Opponents</b>	<b>323</b>	<b>4085</b>	<b>12.6</b>	<b>62t</b>	<b>32</b>

Interceptions	No.	Yds.	Avg.	LG	TD
McCleone	8	28	3.5	23	0
Fletcher	4	33	8.3	12	0
Bly	4	44	11.0	22	0
Lyght	2	21	10.5	21	0
Lyle	1	9	9.0	9	0
Shepherd	1	0	0.0	0	0
<b>Rams</b>	<b>19</b>	<b>135</b>	<b>7.1</b>	<b>23</b>	<b>0</b>
<b>Opponents</b>	<b>23</b>	<b>386</b>	<b>16.8</b>	<b>88t</b>	<b>4</b>

Punting	No.	Yds.	Avg.	TB	In20	LG	LD	Bk.
Baker	43	1736	40.5	5	13	19	1	1
<b>Rams</b>	<b>44</b>	<b>1736</b>	<b>39.5</b>	<b>5</b>	<b>13</b>	<b>19</b>	<b>1</b>	<b>1</b>
<b>Opponents</b>	<b>67</b>	<b>2825</b>	<b>42.2</b>	<b>3</b>	<b>18</b>	<b>58</b>	<b>0</b>	<b>0</b>

Punt Returns	No.	FC	Yds.	Avg.	LG	TD
Hakim	32	17	489	15.3	86t	1
Home	1	0	1	1.0	1	0
McCleone	1	0	0	0.0	0	0
Bly	0	1	0	0.0	0	0
Lyght	0	0	16	0.0	16	0
<b>Rams</b>	<b>34</b>	<b>18</b>	<b>521</b>	<b>15.3</b>	<b>86t</b>	<b>1</b>
<b>Opponents</b>	<b>17</b>	<b>10</b>	<b>132</b>	<b>7.8</b>	<b>19</b>	<b>0</b>

Kickoff Returns	No.	Yds.	Avg.	LG	TD
Home	57	1379	24.2	103t	1
Bly	9	163	18.1	36	0
Blevins	6	109	18.2	26	0
Faulk	1	18	18.0	18	0
Fletcher	1	17	17.0	17	0
Moran	1	17	17.0	17	0
Hakim	1	2	2.0	2	0
Proehl	1	2	2.0	2	0
Zgonina	0	0	0.0	0	0
<b>Rams</b>	<b>76</b>	<b>1705</b>	<b>22.4</b>	<b>103t</b>	<b>1</b>
<b>Opponents</b>	<b>82</b>	<b>1888</b>	<b>23.0</b>	<b>96t</b>	<b>1</b>

Field Goals	1-19	20-29	30-39	40-49	50+	T
Wilkins	2-2	5-5	6-6	3-3	1-1	17-17
Stoyanovich	0-0	1-1	0-1	2-2	0-1	3-5
Hall	0-0	1-1	1-1	1-2	1-1	4-5
<b>Rams</b>	<b>2-2</b>	<b>7-7</b>	<b>7-8</b>	<b>6-7</b>	<b>2-3</b>	<b>24-27</b>
<b>Opponents</b>	<b>1-1</b>	<b>6-6</b>	<b>12-12</b>	<b>7-11</b>	<b>0-1</b>	<b>26-31</b>

**Wilkins** ( ) (48G, 48G, 27G) (47G, 25G) (30G, 30G, 19G) (21G, 31G, 33G, 20G) ( ) ( ) ( ) ( ) ( ) ( ) (38G) (26G, 51G) (19G, 39G)  
**Stoyanovich** ( ) ( ) ( ) ( ) ( ) ( ) ( ) ( ) (48G, 46G) (28G, 50N, 37N) ( ) ( ) ( ) ( ) ( ) ( ) ( ) ( ) (47N, 50G) (30G, 43G) (28G) ( ) ( ) ( )  
**Opponents** (32G, 38G, 36G) (19G, 43G) (21G) (37G, 45G) (37G, 49N) ( ) (34G, 20G, 42N) (53N, 44G, 49N) (35G, 45G, 24G, 46G) (20G) (37G, 47G, 41G, 39G) (30G, 44N) (20G, 3G, 37G) ( ) (35G) ( )

Passing	Att.	Comp.	Yds.	Pct.	Yds./Att.	TD	TD%	Int.	Int%	LG	Sack/Lost	Rating
Warner	347	235	3429	67.7	9.88	21	6.1	18	5.2	85t	20-115	98.3
Green	240	145	2063	60.4	8.60	16	6.7	5	2.1	64	24-145	90.8
<b>Rams</b>	<b>587</b>	<b>380</b>	<b>5492</b>	<b>64.7</b>	<b>9.36</b>	<b>37</b>	<b>6.3</b>	<b>23</b>	<b>3.9</b>	<b>85t</b>	<b>44-260</b>	<b>99.7</b>
<b>Opponents</b>	<b>534</b>	<b>323</b>	<b>4085</b>	<b>60.5</b>	<b>7.65</b>	<b>32</b>	<b>6.0</b>	<b>19</b>	<b>3.6</b>	<b>62t</b>	<b>51-288</b>	<b>89.5</b>

DATE	W/L	Score	Opponent	Attend.
9/12	W	27-10	BALTIMORE	(62,100)
9/26	W	35-7	ATLANTA	(63,253)
10/3	W	38-10	@ Cincinnati	(45,481)
10/10	W	42-20	SAN FRANCISCO	(65,872)
10/17	W	41-13	@ Atlanta	(51,973)
10/24	W	34-3	CLEVELAND	(65,866)
10/31	L	21-24	@ Tennessee	(66,415)
11/7	L	27-31	@ Detroit	(73,224)
11/14	W	35-10	CAROLINA	(66,965)
11/21	W	23-7	@ San Francisco	(68,193)
11/28	W	43-12	NEW ORLEANS	(65,864)
12/5	W	34-21	@ Carolina	(62,285)
12/12	W	30-14	@ New Orleans	(46,838)
12/19	W	31-10	NEW YORK GIANTS	(66,065)
12/26	W	34-12	CHICAGO	(65,941)
1/2	L	31-38	@ Philadelphia	(60,700)
1/16	W	49-37	MINNESOTA	(66,194)
1/23	W	11-6	TAMPA BAY	(66,496)
1/30	W	23-16	Tennessee (SB XXXIV)	(72,625)

RAMS		OPP.	
First Downs	335	263	
Rushing	102	53	
Passing	207	189	
Penalty	26	21	
3rd Down Eff.	91-194-46.9%	77-228-33.8%	
4th Down Eff.	5-8-62.5%	12-25-48%	
Time of Poss.	31:50	28:10	
Total Net Yards	6412	4698	
Yds./Game	400.8	293.6	
Total Plays	994	991	
Yds./Play	6.5	4.7	
Net Yards Rushing	2059	1189	
Yds./Game	128.7	74.3	
Total Rushes	421	338	
Net Yards Passing	4350	3509	
Yds./Game	272.1	219.3	
Sacked/Yds. Lost	33-227	57-358	
Gross Yards	4353	3867	
Att-Comp-Int.	530-343-15	596-319-29	
Comp. %	64.7	53.5	
Punts/Avg.	60-41.1	86-42.7	
Net Avg.	34.8	36.5	
Penalties/Yards	113-889	114-1007	
Fumbles/Ball Lost	30-16	21-7	
Touchdowns	66	26	
Rushing	13	4	
Passing	42	19	
Returns	42	3	

Score by Periods	1	2	3	4	T
Rams	123	170	106	54	-526
Opponents	49	85	54	127	-242

Scoring	TD	Ru	Pa	Rt	PAT	FG	S	Pts
Wilkins	0	0	0	0	0	0	0	124
Bruce	12	0	12	0	0	0	0	74
Faulk	12	7	1	0	0	0	0	74
Hakim	9	0	8	1	0	0	0	54
Holt	6	0	6	0	0	0	0	36
R. Williams	6	0	6	0	0	0	0	36
Holcombe	5	4	1	0	0	0	0	30
Jones	2	0	0	2	0	0	0	18
Horne	2	0	0	2	0	0	0	12
Robinson	2	0	2	0	0	0	0	12
Wistrom	2	0	0	2	0	0	0	12
Bly	1	0	0	1	0	0	0	6
Bush	1	0	0	1	0	0	0	6
Hodgins	1	1	0	0	0	0	0	6
Lee	1	0	1	0	0	0	0	6
Lyght	1	0	0	1	0	0	0	6
Tucker	1	0	1	0	0	0	0	6
Warner	1	1	0	0	0	0	0	6
Fletcher	0	0	0	0	0	0	1	2
Rams	66	13	42	11	64-64	20-28	1	526
Opponents	26	4	19	3	22-23	20-26	0	242

Two Point Conversions: Bruce, Faulk, Rams 2-2, Opp. 2-3  
 Sacks - Carter 17.0-106, Farr 8.5-32, Wistrom 6.5-58, Zgonina 4.5-20.5, J. Williams 4.0-20.5, Fletcher 3.0-22, Clemons 3.0-20, Lyght 2.5-20, Agnew 2.5-18, McClellan 1.5-6.5, M. Jones, 1 (1-3), Jenkins 1 (0-5), Lyle 1 (0-5), Holgado, Chittick, 0.5-2, Allen, 0.5-1.5 TEAM: 37-358; Opp. 33-227.

Usual Starters		LE		Carter (16)	
WR	Holt	LT	Pace (16)	LD	Agnew (16)
LG	Nütten (14)	RG	Gruttadauria (16)	RE	Farr (16)
WR	C	TE	Timmerman (16)	LLB	M. Jones (16)
RT	F. Miller (16)	RB	R. Williams (15)	MLB	Fletcher (16)
QB	Bruce (16)	RC	Warner (16)	RLB	Collins (13)
QB	Warner (16)	LC	Holcombe (7)	LC	Lyght (16)
FB	Faulk (16)	SS	Jenkins (16)	RC	McClellan (15)
FB	Faulk (16)	FS	Lyle (9)	SS	Jenkins (16)

Passing	Att.	Comp.	Yds.	Pct.	Yds./Att.
Warner	499	325	4353	65.1	8.72
Germaine	16	9	136	56.3	8.50
Justin	14	9	91	64.3	6.50
Faulk	1	0	0	0	0.0
Rams	530	343	4580	64.7	8.64
Opponents	596	319	3867	53.5	6.49

Rushing	No.	Yds.	Avg.	LG	TD
Faulk	253	1381	5.5	58	7
Holcombe	78	294	3.8	34	4
Watson	47	179	3.8	21	0
Warner	23	92	4.0	22	1
Hakim	4	44	11.0	31	0
Bruce	5	32	6.4	11	0
Holt	3	25	8.3	14	0
Hodgins	3	10	1.4	3	1
Lee	3	3	1.0	4	0
Germaine	3	0	0.0	2	0
Justin	5	1	-0.2	3	0
Rams	431	2059	4.8	58	13
Opponents	338	1189	3.5	40	4

Receiving	No.	Yds.	Avg.	LG	TD
Faulk	87	1048	12.0	57t	5
Bruce	77	1165	15.1	60	12
Holt	52	788	15.2	63t	6
Hakim	36	677	18.8	75t	8
Proehl	33	349	10.6	30	0
R. Williams	25	226	9.0	24	6
Holcombe	14	163	11.6	30	1
Robinson	6	76	12.7	30	2
Hodgins	6	35	5.8	10	0
Lee	3	22	7.3	15t	1
Lewis	1	12	12.0	12	0
Conwell	1	11	11.0	11	0
C. Thomas	1	6	6.0	6	0
Tucker	1	2	2.0	2	1
Rams	343	4580	13.4	75t	42
Opponents	319	3867	12.1	68t	19

Interceptions	No.	Yds.	Avg.	LG	TD
Lyght	6	112	18.7	57t	1
M. Jones	4	96	24.0	44t	2
McClellan	4	17	4.3	14	0
Bly	3	53	17.7	53t	1
Wistrom	2	131	65.5	91t	2
Allen	2	76	38.0	40	0
Bush	2	45	22.5	45	1
Lyle	2	10	5.0	10	0
Jenkins	2	16	8.0	14	0
Coady	1	11	11.0	11	0
Clemons	1	0	0.0	0	0
Rams	29	567	19.6	91t	7
Opponents	15	266	17.7	60	2

Punting	No.	Yds.	Avg.	TB	In20	LG	Blik.
Tuten	32	1359	42.5	7	9	70	0
Horan	26	1048	40.3	4	7	57	0
Wilkins	2	57	28.5	0	1	34	0
Rams	60	2464	41.1	11	17	70	0
Opponents	86	3674	42.7	2	26	65	0

Punt Returns	No.	FC	Yds.	Avg.	LG	TD
Hakim	44	22	461	10.5	84t	1
Horne	5	0	22	4.4	9	0
Holt	3	2	15	5.0	11	0
Proehl	0	1	0	—	—	0
Rams	52	25	498	9.6	84t	1
Opponents	23	7	155	6.7	20	0

Kickoff Returns	No.	Yds.	Avg.	LG	TD
Horne	30	892	29.7	101t	2
Carpenter	16	406	25.4	43	0
Fletcher	2	13	6.5	13	0
Hakim	2	35	17.5	20	0
Hodgins	2	4	2.0	4	0
Bly	1	1	1.0	1	0
McClellan	1	3	3.0	3	0
Rams	54	1354	25.1	101t	2
Opponents	85	2115	24.9	69	0

Field Goals	1-19	20-29	30-39	40-49	50+	T
Wilkins	1-1	5-5	6-7	7-11	1-4	20-28
Rams	1-1	5-5	6-7	7-11	1-4	20-28
Opponents	1-1	8-9	2-4	8-9	1-3	20-26

Wilkins (36G, 51G)(19G)(22G, 49G) (28G, 36G)(50G, 34N) (34G)(43N, 40G, 20G, 49G)(44G, 51N, 29G)(46G, 50N, 41N, 40N, 38G)(50N, 74G)(48N, 38G, 28G)(47G)  
 Opponents (54N, 25G, 54N)(36G, 33N)(42G, 43G)(19G, 25G)(47G)(27G)(29G, 43G, 44G)(24G)(51G, 42G, 45G, 35G, 24N)(29G, 26G)(23F, 42N)(0)(46G, 39N)

LG	Sack/Lost	Rating
41	29-201	109.2
TD	3-23	65.6
1	1-3	82.7
0	0-0	39.6
0	0-0	106.6
42	33-227	106.6
19	57-358	63.8

DATE	W/L	Score	Opponent.....	Attend.
9/6	L	17-24	NEW ORLEANS .....	(56,943)
9/13	L	31-38	MINNESOTA .....	(56,234)
9/20	W	34-33	@ Buffalo .....	(65,199)
9/27	L	17-20	ARIZONA .....	(55,832)
10/11	W	30-10	NEW YORK JETS .....	(55,938)
10/18	L	0-14	@ Miami .....	(65,418)
10/25	L	10-28	SAN FRANCISCO .....	(58,563)
11/1	L	15-37	@ Atlanta .....	(37,996)
11/8	W	20-12	@ Chicago .....	(50,263)
11/15	L	3-24	@ New Orleans.....	(46,430)
11/22	L	20-24	CAROLINA .....	(50,716)
11/29	L	10-21	ATLANTA .....	(47,941)
12/3	L	14-17	@ Philadelphia.....	(66,155)
12/13	W	32-18	NEW ENGLAND.....	(48,946)
12/20	L	13-20	@ Carolina.....	(50,047)
12/27	L	19-38	@ San Francisco.....	(68,386)

First Downs.....		RAMS		OPP.	
		281		282	
Rushing.....		81		92	
Passing.....		164		161	
Penalty.....		36		29	
3rd Down Eff.....		77-222	34.7%	83-221	37.6%
4th Down Eff.....		9-16	56.3%	3-9	33.3%
Time of Poss. Avg.....		28:59		31:01	
Total Net Yards.....		4472		4880	
Avg./Game.....		279.5		305.0	
Total Rushes.....		998		1004	
Avg./Play.....		4.5		4.9	
Net Yards Rushing.....		1358		2049	
Avg./Game.....		86.6		128.1	
Total Rushes.....		395		479	
Avg./Game.....		308.7		283.1	
Net Yards Passing.....		192.9		176.9	
Sacked/Yds. Lost.....		47-294		50-349	
Gross Yards.....		3381		3180	
Att-Comp-Int.....		556-314-18		475-256-16	
Comp. %.....		56.5		53.8	
Punts/Avg.....		95-45.2		92-42.6	
Net Avg.....		35.3		35.8	
Penalties/Yards.....		111-945		112-915	
Fumbles/ Ball Lost.....		32-15		16-7	
Touchdowns.....		32		43	
Rushing.....		17		11	
Passing.....		12		28	
Returns.....		3		4	

Score by Periods	1	2	3	4	T
Rams.....	37	91	72	85	- 285
Opponents.....	116	107	80	75	- 378

Scoring	TD	Ru	Pa	Rt	PAT	FG	S	Pts
Wilkins.....	4	0	0	0	25-26	0-0	0	85
Lee.....	2	2	0	0	0-0	0-0	0	26
G. Hill.....	4	4	0	0	0-0	0-0	0	24
Banks.....	3	3	0	0	0-0	0-0	0	20
Proehl.....	3	0	3	0	0-0	0-0	0	20
Henley.....	3	3	0	0	0-0	0-0	0	18
Hakim.....	2	3	0	0	0-0	0-0	0	18
D. Harris.....	2	0	2	0	0-0	0-0	0	12
Holcombe.....	2	2	0	0	0-0	0-0	0	12
Kennison.....	2	0	1	0	0-0	0-0	0	12
Moore.....	2	2	0	0	0-0	0-0	0	12
Bruce.....	1	0	1	0	0-0	0-0	0	6
Horne.....	1	0	0	1	0-0	0-0	0	6
McNeil.....	1	0	0	1	0-0	0-0	0	6
Robinson.....	1	0	1	0	0-0	0-0	0	6
R. Williams.....	1	0	1	0	0-0	0-0	0	6
Bono.....	0	0	0	0	0-0	0-0	0	6
Rams.....	32	17	12	3	25-26	20-26	0	285
Opponents.....	43	11	18	4	40-40	24-27	2	378

Two Point Conversions: Banks, Bono, Lee, Proehl. Rams 4-6, Opp. 2-3

Sacks - Carter 12.0-76, Farr 7.0-52, Phifer 6.5-36, Agnew 5.0-33, Jenkins 3.0-22, M.A. Jones 3.0-22, Wistrom 3.0-11, M.D. Jones 2.5-22, Clemons 2.0-12, Lyght 1.5-31, Hill, 1.0-3, Lyle 1.0-10, Williams 1.0-5, Wright 1.0-7, Little 0.5-4. TEAM: 50.0-331, Opp. 47-349

Usual Starters

WR	Kennison (13)	LE	Carter (12)
LT	Pace (16)	LDT	Agnew (16)
LG	Miller (15)	RDT	Farr (16)
C	Flannery (16)	RE	M.D. Jones (15)
RG	Wiegert (13)	LLB	M.A. Jones (16)
RT	Gandy (16)	MLB	E. Hill (13)
TE	R. Williams (9)	RLB	Phifer (13)
WR	Proehl (11)	LC	Lyght (16)
QB	Banks (14)	RC	McNeil (12)
FB	D. Harris (14)	SS	Jenkins (12)
RB	Holcombe (6)	FS	Lyle (16)

Passing	Att.	Comp.	Yds.	Pct.	Yds./Att.	TD	TD%	Int.	Int%	LG	Sack/Lost	Rating
Banks.....	408	241	2535	59.1	6.21	7	1.7	14	3.4	80t	41-237	68.6
Bono.....	136	69	807	50.7	5.93	5	3.7	4	2.9	47	6-57	69.1
Warner.....	11	4	39	36.4	5.93	0	0.0	0	0.0	21	0-0	47.2
Tuten.....	1	0	0	0.0	0.0	0	0.0	0	0.0	0	0-0	39.6
Rams.....	556	314	3381	56.5	6.08	12	2.2	18	3.2	80t	47-294	68.2
Opponents.....	475	256	3180	53.9	6.69	28	5.9	16	3.4	68t	50-349	80.5

Rushing	No.	Yds.	Avg.	LG	TD
Henley.....	88	313	3.6	22	3
G. Hill.....	40	240	6.0	46	4
Holcombe.....	98	230	2.3	12	2
Lee.....	44	175	4.0	38	2
Banks.....	40	156	3.9	19	3
Moore.....	55	137	2.5	18	2
D. Harris.....	13	38	2.7	15	0
Hakim.....	2	30	15.0	34t	1
Bruce.....	30	15	0.5	30	0
Bono.....	10	13	1.3	7	0
Proehl.....	1	14	14.0	14	0
Kennison.....	2	9	4.5	9	0
Rams.....	395	1385	3.5	46	17
Opponents.....	479	2049	4.3	74t	11

Receiving	No.	Yds.	Avg.	LG	TD
Lee.....	64	667	10.4	44	2
Proehl.....	60	771	12.9	47	3
Henley.....	35	252	7.2	43	0
Bruce.....	32	457	14.3	80t	1
J.T. Thomas.....	20	287	14.4	42	0
Hakim.....	20	247	12.4	22	1
Kennison.....	17	234	13.8	45	1
R. Williams.....	15	144	9.6	33	1
Conwell.....	15	105	7.0	13	0
D. Harris.....	12	57	4.8	8	2
Moore.....	9	60	6.7	14	0
Armstrong.....	6	54	9.0	20	0
Holcombe.....	6	34	5.7	14	0
G. Hill.....	1	6	6.0	6	0
Robinson.....	1	4	4.0	4t	1
Flannery.....	1	2	2.0	2	0
Rams.....	314	3381	10.8	80t	12
Opponents.....	256	3180	12.4	68t	28

Interceptions	No.	Yds.	Avg.	LG	TD
Lyght.....	3	30	10.0	17	0
Lyle.....	3	20	6.7	20	0
Jenkins.....	2	31	15.5	25	0
McClellan.....	2	29	14.5	15	0
M.A. Jones.....	2	13	6.5	13	0
Phifer.....	1	41	41.0	41	0
McNeil.....	1	37	37.0	37t	1
Agnew.....	1	0	0.0	0	0
E. Hill.....	1	0	0.0	0	0
Rams.....	16	201	12.6	41	1
Opponents.....	18	194	10.8	32t	1

Punting	No.	Yds.	Avg.	TB	In20	LG	Blk.
Tuten.....	95	4202	44.2	10	16	64	0
Rams.....	95	4202	44.2	10	16	64	0
Opponents.....	92	3825	41.6	6	24	66	0

Punt Returns	No.	FC	Yds.	Avg.	LG	TD
Kennison.....	40	25	415	10.4	71t	1
Horne.....	1	0	0	0.0	0	0
Rams.....	25	415	10.8	71t	1	
Opponents.....	58	15	652	11.2	72t	1

Kickoff Returns	No.	Yds.	Avg.	LG	TD
Horne.....	56	1306	23.3	102t	1
Fletcher.....	5	72	14.4	20	0
J.T. Thomas.....	4	79	19.8	24	0
Henley.....	1	13	13.0	13	0
M.D. Jones.....	1	2	2.0	2	0
Clemons.....	1	0	0.0	0	0
Rams.....	68	1472	21.6	102t	1
Opponents.....	47	1020	21.7	55	0

Field Goals	1-19	20-29	30-39	40-49	50+	T
Wilkins.....	0-0	4-5	8-8	5-7	3-6	20-26
Rams.....	0-0	4-5	8-8	5-7	3-6	20-26
Opponents.....	1-1	8-9	8-8	4-6	3-3	24-27

Wilkins (34), (53), (27, 25), (45M, 57), (52, 30, 34, 29M), (46), (24, 33), (33, 53M), (39, 41), (61M, 39, 48), (46, 20, 52M), (48), (43, 38), (1)  
Opponents (36), (24), (36), (48M, 22, 29), (54), (1), (1), (23, 22, 29B, 43), (31), (26), (35), (42, 32), (50, 46B), (37, 41, 55, 17), (32, 37), (20, 29, 44)

WR	LE	Carter (12)	
LT	Pace (16)	LDT	Agnew (16)
LG	Miller (15)	RDT	Farr (16)
C	Flannery (16)	RE	M.D. Jones (15)
RG	Wiegert (13)	LLB	M.A. Jones (16)
RT	Gandy (16)	MLB	E. Hill (13)
TE	R. Williams (9)	RLB	Phifer (13)
WR	Proehl (11)	LC	Lyght (16)
QB	Banks (14)	RC	McNeil (12)
FB	D. Harris (14)	SS	Jenkins (12)
RB	Holcombe (6)	FS	Lyle (16)

DATE	W/L	Score	Opponent	Attend.
8/31	W	38-24	NEW ORLEANS	(64,575)
9/7	L	12-15	SAN FRANCISCO	(64,630)
9/14	L	14-35	@ Denver	(74,338)
9/21	W	13-3	NEW YORK GIANTS	(64,642)
9/28	L	17-35	@ Oakland	(42,506)
10/12	L	10-30	@ San Francisco	(63,825)
10/19	L	9-17	SEATTLE	(64,819)
10/26	L	20-28	KANSAS CITY	(64,864)
11/2	L	31-34	@ Atlanta	(36,853)
11/9	L	7-17	@ Green Bay	(60,093)
11/16	L	21-27	ATLANTA	(64,299)
11/23	L	10-16	CAROLINA	(64,609)
11/30	W	23-20	@ Washington	(74,772)
12/7	W	34-27	@ New Orleans	(54,803)
12/14	L	10-13	CHICAGO	(66,030)
12/20	W	30-18	@ Carolina	(58,101)

First Downs		RAMS		OPP.	
Rushing	271	85	294		
Passing	161	84	177		
Penalty	25	35	35		
3rd Down Eff.	73-223-32.7%	76-215-35.3%			
4th Down Eff.	4-11-36.4%	5-11-45.5%			
Time of Poss. Avg.	29:47	30:13			
Total Net Yards	4761	5066			
Avg./Game	297.6	316.6			
Total Plays	1013	1021			
Avg./Play	4.7	5.0			
Net Yards Rushing	1563	1687			
Avg./Game	97.7	105.4			
Total Rushes	443	440			
Net Yards Passing	3198	3379			
Avg./Game	99.9	211.2			
Sacked/Yds. Lost	44-326	38-296			
Gross Yards	3675	3379			
Att-Comp-Int.	526-271-15	543-288-25			
Comp. %	51.5	53.0			
Punts/Avg.	95-41.9	82-44.5			
Net Avg.	33.8	39.0			
Penalties/Yards	142-1065	133-1064			
Fumbles/Ball Lost	29-15	27-14			
Touchdowns	32	39			
Rushing	15	10			
Passing	14	26			
Returns	3	3			

Score by Periods	1	2	3	4	T
Rams	37	121	68	73	299
Opponents	57	104	96	102	359

Scoring	TD	Ru	Pa	RT	PAT	FG	S	Pts
Wilkins	0	0	0	32-32	25-37	0	107	0
Phillips	8	8	0	0-0	0-0	0	48	0
Bruce	5	0	5	0-0	0-0	0	30	0
Conwell	4	0	4	0-0	0-0	0	24	0
Lee	3	0	3	0-0	0-0	0	18	0
J. Moore	3	3	0	0-0	0-0	0	18	0
Banks	1	1	0	0-0	0-0	0	6	0
Heyward	1	1	0	0-0	0-0	0	6	0
Laing	1	0	1	0-0	0-0	0	6	0
McNeil	1	0	0	1-0	0-0	0	6	0
R. Moore	1	1	0	0-0	0-0	0	6	0
O'Neal	1	0	0	1-0	0-0	0	6	0
Small	1	0	1	0-0	0-0	0	6	0
Thompson	1	1	0	0-0	0-0	0	6	0
Wiegert	1	0	0	1-0	0-0	0	6	0
Rams	32	15	14	3	32-32	25-37	0	299
Opponents	39	10	26	3	31-31	26-31	1	359

Two Point Conversions: Rams 0-0, Opponents 7-8

**Sacks** - O'Neal 10.0-80, Carter 7.5-62, B. Johnson 4.0-34, Farr 3.0-21, M. Jones 2.0-23, Lyle 2.0-14, Phifer 2.0-9, Zgonina 2.0-9, R. Jones 1.0-8, B. Robinson 1.0-8, Lyght 1.0-7, J. Williams 1.0-7, J. Robinson 0.5-3. TEAM: 38.0-296; Opp. 44.0-326

**Usual Starters**

WR	Kennison (9)	LE	Carter (16)
LT	Pace (9)	LDT	B. Johnson (16)
LG	Gerek (9)	RDT	Farr (16)
C	Gruttadauria (14)	RE	O'Neal (14)
RG	Wiegert (15)	LLB	M. Jones (16)
RT	Gandy (9)	MLB	R. Jones (15)
TE	Conwell (16)	RC	Phifer (15)
WR	Bruce (12)	LC	Lyght (16)
QB	Banks (16)	RB	McNeil (16)
FB	Heyward (12)	SS	Wright (11)
RB	Phillips (9)	FS	Lyle (16)

Rushing	No.	Yds.	Avg.	LG	TD
Phillips	183	633	3.5	28	8
J. Moore	104	380	3.7	26	3
Banks	47	186	4.0	23	1
Lee	28	104	3.7	14	0
R. Moore	24	103	4.3	27t	1
Heyward	34	84	2.5	8	1
Crawford	2	32	16.0	23	0
Thompson	16	30	1.9	9	1
Kennison	3	13	4.3	6	0
Rypien	1	1	1.0	1	0
Horan	1	-3	-3.0	-3	0
Rams	443	1563	3.5	28	15
Opponents	440	1687	3.8	65	10

Receiving	No.	Yds.	Avg.	LG	TD
Lee	61	825	13.5	62	3
Bruce	56	815	14.6	59	5
Conwell	38	404	10.6	46t	4
Small	32	488	15.3	46	1
Kennison	25	404	16.2	76	0
Crawford	11	232	21.1	69	0
Phillips	10	35	3.3	17	0
Heyward	8	77	9.6	25	0
J. Moore	8	69	8.6	19	0
Laing	5	31	6.2	11	1
Floyd	4	39	9.8	14	0
R. Moore	4	34	8.5	14	0
Ross	3	37	12.3	14	0
J.T. Thomas	2	25	12.5	16	0
Jacoby	2	10	5.0	10	0
Wiegert	1	1	1.0	1	0
Gruttadauria	1	0	0.0	0	0
Rams	271	3548	13.0	76	14
Opponents	288	3675	12.8	72t	26

Interceptions	No.	Yds.	Avg.	LG	TD
McNeil	9	127	14.1	75t	1
Lyle	8	102	12.8	39	0
Lyght	4	26	6.5	13	0
Farr	1	22	22.0	22	0
O'Neal	1	5	5.0	5	0
M.A. Jones	1	0	0.0	0	0
McCleon	1	0	0.0	0	0
Rams	25	281	11.2	75t	1
Opponents	15	85	5.7	29	0

Punting	No.	Yds.	Avg.	TB	In20	LG	Blk.
Horan	53	2272	42.9	4	10	60	0
Bruce	41	1713	41.8	4	6	61	1
Rams	95	3985	41.9	8	16	61	1
Opponents	82	3648	44.5	9	23	61	0

Punt Returns	No.	FC	Yds.	Avg.	LG	TD
Kennison	34	20	247	7.3	43	0
Floyd	4	2	15	3.8	8	0
Ross	2	0	12	6.0	6	0
Lee	0	1	0	—	0	0
Rams	40	23	274	6.9	43	0
Opponents	60	14	618	10.3	94t	1

Kickoff Returns	No.	Yds.	Avg.	LG	TD
Thompson	49	1110	22.7	56	0
Ross	6	130	21.7	42	0
J.T. Thomas	5	97	19.4	24	0
Lee	4	71	17.8	19	0
R. Moore	1	17	17.0	17	0
Kennison	1	14	14.0	7	0
J. Williams	1	10	10.0	10	0
Zgonina	1	5	5.0	5	0
Rams	68	1454	21.4	56	0
Opponents	54	1262	23.4	102t	1

Field Goals	1-19	20-29	30-39	40-49	50+	T
Wilkins	0-0	8-9	8-12	7-14	2-2	25-37
Rams	0-0	8-9	8-12	7-14	2-2	25-37
Opponents	0-1	9-10	4-4	8-10	4-6	26-31

**Wilkins** (36M, 36), (40, 49, 52, 34), (37M), (23, 21), (38), (34), (51, 29, 46), (45M, 25, 49), (38), (37B, 36M), (28M, 48M), (40M, 26), (30, 43M, 23, 25), (45M, 37, 34, 48M), (40M, 28), (49, 42, 47)

**Opponents** (31, 53, 46), (50M), (43B), (54M, 42M, 47), ( ), (26, 46, 28), (24), (25, 52, 41, 39), (37, 27), (44), (27, 44), (36, 53, 27), (43, 19), (49, 53), (22B, 27, 20), ( )

Passing	Att.	Comp.	Yds.	Pct.	Yds./Att.	TD	TD%	Int.	Int%	LG	Sack-Lost	Rating
Banks	487	25	3254	51.7	6.68	0	2.7	76	15.6	43-3	71.5	
Rypien	39	19	487	6.2	12.5	0	0.0	2	5.1	62	1-9	50.2
Rams	526	271	3524	51.5	6.70	14	2.7	15	2.9	76	44-326	69.9
Opponents	543	288	3675	53.0	6.77	26	4.8	25	4.6	72t	38-296	71.3





DATE	W/L	Score	Opponent	Attend.
9/3	W	17-14	@ Green Bay	(60,104)
9/10	W	17-13	NEW ORLEANS	(59,335)
9/17	W	31-10	@ Carolina	(54,060)
9/24	W	34-28	CHICAGO	(59,679)
10/1	L	18-21	@ Indianapolis	(58,616)
10/12	W	21-19	ATLANTA	(59,700)
10/22	L	10-44	SAN FRANCISCO	(59,915)
10/29	L	9-20	@ Philadelphia	(62,172)
11/5	L	10-19	@ New Orleans	(43,120)
11/12	W	28-17	CAROLINA	(65,598)
11/19	L	6-31	@ Atlanta	(46,309)
11/26	L	13-41	@ San Francisco	(70,031)
12/3	W	23-20	@ New York Jets	(52,023)
12/10	L	27-45	BUFFALO	(64,623)
12/17	L	23-35	WASHINGTON	(63,760)
12/24	L	22-41	MIAMI	(63,876)

First Downs	RAMS		OPP.	
Rushing	292		301	
Passing	199		101	
Penalty	16		178	
3rd Down Eff.	87-239-36.4%		85-204-41.7%	
4th Down Eff.	15-26-57.7%		5-8-62.5%	
Time of Poss. Avg.	31:10		28:50	
Total Net Yards	5236		5118	
Avg./Game	327.3		319.9	
Total Plays	1067		980	
Avg./Play	4.9		5.2	
Net Yards Rushing	1431		1677	
Avg./Game	89.4		104.8	
Total Rushes	392		410	
Net Yards Passing	3805		3441	
Avg./Game	237.8		215.1	
Sacked/Yds. Lost	43-308		36-258	
Gross Yards	4113		3699	
Att-Comp-Int.	632-366-23		534-320-22	
Comp. %	57.9		59.9	
Punts/Avg.	83-44.3		79-43.5	
Net Avg.	36.7		34.3	
Penalties/Yards	117-916		87-681	
Fumbles/Ball Lost	27-16		27-14	
Touchdowns	37		51	
Rushing	27		14	
Passing	5		27	
Returns	5		10	

Score by Periods	1	2	3	4	T
Rams	78	87	60	84	-303
Opponents	62	151	101	104	-418

Scoring	TD	Ru	Pa	Rt	PAT	FG	S	Pts
Bruce	13	0	0	0	0	0	0	80
McLaughlin	0	0	0	0	17-17	8-16	0	41
Biasucci	0	0	0	0	13-14	9-12	0	40
Drayton	4	0	0	0	0-0	0-0	0	24
Kinchen	4	0	0	0	0-0	0-0	0	24
Bettis	3	3	0	0	0-0	0-0	0	18
Hester	3	0	3	0	0-0	0-0	0	18
Bailey	2	2	0	0	0-0	0-0	0	14
Dorn	2	0	0	0	0-0	0-0	0	12
A. Wright	2	0	2	0	0-0	0-0	0	12
Cook	1	0	1	0	0-0	0-0	0	6
Lycht	1	0	0	1	0-0	0-0	0	6
Parker	1	0	0	1	0-0	0-0	0	6
T. Wright	1	0	0	1	0-0	0-0	0	6
Carter	0	0	0	0	0-0	0-0	1	2
Rams	37	5	27	5	30-31	17-28	1	309
Opponents	51	14	27	10	47-48	21-27	0	418

Two Points Conversions: Bruce 1, Bailey, J. Rams 2-6, Opponents 1-3

Sacks - Farr 11.5-82.0, Carter 6.0-23.0, Gilbert 6.5-55.0, Stokes 2.5-25.5, Phifer 3.0-23.0, Jenkins 1.5-11.5, Figaro 1.0-12.0, White 1.0-10.0, P. Davis 1.0-9.0, McBurrows 1.0-6.0, T. Wright 1.0-1.0. Team 36.0-258.0 Opp. 43.0-308.0

Usual Starters

WR	Hester (7)	DE	Carter (16)
	A. Wright (6)	DT	Jones (16)
LT	Gandy (16)	DT	Farr (16)
LG	Goeas (14)	DE	Gilbert (14)
RC	Brostek (16)	LB	Jenkins (13)
RG	White (15)	LB	Conlan (11)
RT	Shmore (15)	LB	Phifer (16)
TE	Drayton (6)	CB	Lycht (16)
WR	Bruce (16)	CB	Parker (16)
QB	C. Miller (13)	SS	T. Wright (16)
HB	Cook (9)	FS	Lyle (16)
RB	Bettis (13)		

Passing	Att.	Comp.	Yds.	Pct.	Yds./Att.	TD	TD%	Int.	Int%	LG	Sack-Lost	Rating
C. Miller	405	252	2623	57.3	6.48	18	4.4	15	3.7	72	31-244	76.2
Rypien	217	129	1448	59.4	6.67	9	4.1	8	3.7	50	11-60	77.9
Barr	9	5	42	55.6	4.67	0	0.0	0	0.0	18	1-4	67.8
Kinchen	1	0	0	0.0	0.00	0	0.0	0	0.0	0	0-0	39.6
Rams	632	366	4113	57.9	6.51	27	4.3	23	3.6	72	43-308	76.5
Opponents	534	320	3699	59.9	6.93	27	5.1	23	4.1	52	36-258	80.6

Rushing	No.	Yds.	Avg.	LG	TD
Bettis	183	637	3.5	41	3
Russell	66	203	3.1	18	0
Bailey	36	182	5.1	17	0
Robinson	40	165	4.1	37	0
Moss	22	90	4.1	18	0
C. Miller	22	67	3.0	13	0
Bruce	3	17	5.7	12	0
A. Wright	1	17	17.0	15	0
Kinchen	4	16	4.0	15	0
Rypien	3	10	1.1	5	0
Wolfley	3	9	3.0	4	0
T. Wright	1	9	9.0	9	0
Barr	1	5	5.0	5	0
Lyle	1	4	4.0	4	0
Rams	392	1431	3.7	41	5
Opponents	410	1677	4.1	49	14

Receiving	No.	Yds.	Avg.	LG	TD
Bruce	119	1781	15.0	72	13
Drayton	47	458	9.7	31	4
Bailey	38	265	7.0	25	0
Kinchen	38	419	11.6	35	4
Hester	30	399	13.3	38	3
Cook	26	135	5.2	16	1
A. Wright	23	368	16.0	50	2
Bettis	18	106	5.9	19	0
J. Thomas	16	89	5.6	17	0
Price	4	42	8.4	12	0
Robinson	2	12	6.0	6	0
Pinkney	1	13	13.0	13	0
Moss	1	3	3.0	3	0
Rams	366	4113	11.2	72	27
Opponents	320	3699	11.6	52	27

Interceptions	No.	Yds.	Avg.	LG	TD
T. Wright	6	79	13.2	27	0
Lycht	4	34	8.5	29	1
Phifer	3	52	17.3	26	0
Lyle	3	42	14.0	31	0
Parker	2	5	2.5	3	0
Dorn	1	24	24.0	24	1
Scurlock	1	13	13.0	13	0
Farr	1	5	5.0	5	0
Conlan	1	1	1.0	1	0
Rams	22	245	11.1	31	2
Opponents	23	497	21.6	86	5

Punting	No.	Yds.	Avg.	TB	In20	LG	Bkls.
Landeta	83	3679	44.3	12	23	63	0
Rams	83	3679	44.3	12	23	63	0
Opponents	79	3435	43.5	7	21	65	1

Punt Returns	No.	FC	Yds.	Avg.	LG	TD
Kinchen	53	7	416	7.8	27	0
Bailey	2	0	42	21.0	22	0
Bruce	0	0	52	--	52	0
Lycht	0	0	16	--	16	0
J.T. Thomas	0	0	61	--	62	0
Rams	55	7	587	10.7	62	0
Opponents	38	16	393	10.3	66	1

Kickoff Returns	No.	Yds.	Avg.	LG	TD
Kinchen	35	743	21.2	50	0
J.T. Thomas	32	752	23.5	46	0
Bailey	5	97	19.4	28	0
Pinkney	1	26	26.0	26	0
Rams	73	1618	22.2	50	0
Opponents	59	1247	21.1	55	0

Field Goals	1-19	20-29	30-39	40-49	50+	T
McLaughlin	1-1	4-5	2-6	1-3	0-1	8-16
Biasucci	0-0	4-4	3-4	1-3	1-3	9-12
Rams	1-1	8-9	5-10	2-4	1-4	17-28
Opponents	1-1	6-6	8-10	6-9	0-1	21-27

McLaughlin (19), (31, 47M), (39M, 48B, 34, 32M), (45, 25), (29G), (28B), (25, 30M), (62M, 32M, 29)

Biasucci (0, 0, 0), (0, 0, 0), (0, 0), (32, 52M) (0, 0, 0), (0, 0), (28, 37, 51, 25), (25, 54M), (42, 27, 32M, 38G)

Opponents (1, 33, 35M, 34G), (45G), (0, 39M), (40, 48M, 45), (38), (20, 36), (35, 26, 47, 42), (43M, 23), (40M, 23), (35, 19), (34, 23), (50M, 28G), (0, 33, 48)

DATE	W/L	Score	Opponent	Attend.
9/4	W	14-12	ARIZONA	(32,969)
9/11	L	13-31	@ Atlanta	(55,378)
9/18	L	19-34	SAN FRANCISCO	(56,479)
9/25	W	16-0	@ Kansas City	(78,184)
10/2	L	5-8	ATLANTA	(34,599)
10/9	L	17-24	@ Green Bay	(58,911)
10/16	W	17-10	NEW YORK GIANTS	(40,474)
10/23	L	34-37	@ New Orleans	(47,908)
11/6	W	27-21	DENVER	(48,103)
11/13	L	17-20	LOS ANGELES RAIDERS	(65,208)
11/20	L	27-31	@ San Francisco	(62,774)
11/27	L	17-31	@ San Diego	(59,579)
12/4	L	15-31	NEW ORLEANS	(34,960)
12/11	L	14-24	@ Tampa Bay	(34,150)
12/18	L	13-27	@ Chicago	(56,276)
12/24	L	21-24	WASHINGTON	(25,705)

First Downs		RAMS		OPP	
Rushing	80	274	333	103	333
Passing	163	275	198	198	198
Penalty	31	31	32	32	32
3rd Down Eff.	80-204	39.2%	101-221	45.7%	45.7%
4th Down Eff.	6-14	42.9%	5-11	45.5%	45.5%
Time of Poss. Avg.	27:59		32:01		32:01
Total Net Yards	4,747		5,170		5,170
Avg./Game	296.7		323.1		323.1
Total Plays	944		1063		1063
Avg./Play	5.0		4.9		4.9
Net Yards Rushing	1,389		1,781		1,781
Avg./Game	86.8		111.3		111.3
Total Rushes	397		496		496
Net Yards Passing	3,358		3,389		3,389
Avg./Game	209.9		211.8		211.8
Sacked/Yds. Lost	35-239		26-159		26-159
Gross Yards	3,597		3,548		3,548
Att-Comp-Int.	512-291-18		541-320-14		541-320-14
Comp. %	56.8		59.1		59.1
Punts/Avg.	78-44.8		74-42.0		74-42.0
Net Avg.	34.3		32.5		32.5
Penalties/Yards	112-922		114-1015		114-1015
Fumbles/ Ball Lost	26-13		15-6		15-6
Touchdowns	33		42		42
Rushing	6		12		12
Passing	23		23		23
Returns	4		7		7

Score by Periods	1	2	3	4	T
Rams	79	100	36	71	286
Opponents	79	124	74	88	365

Scoring	TD	Ru	Pa	Rt	PAT	FG	S	Pts
Zendejas	0	0	0	0	28-28	18-23	0	82
Drayton	6	0	6	0	0-0	0-0	0	36
Anderson	5	0	5	0	0-0	0-0	0	30
Bettis	3	1	0	0	0-0	0-0	0	24
Kinchen	4	1	3	0	0-0	0-0	0	28
Bruce	3	0	3	0	0-0	0-0	0	18
Hester	3	0	3	0	0-0	0-0	0	18
J. Bailey	1	1	0	0	0-0	0-0	0	6
R. Bailey	1	0	1	0	0-0	0-0	0	6
Chandler	1	1	0	0	0-0	0-0	0	6
Griffith	1	0	1	0	0-0	0-0	0	6
Lycht	1	0	0	1	0-0	0-0	0	6
Newman	1	0	0	1	0-0	0-0	0	6
Ross	1	0	1	0	0-0	0-0	0	6
Wright	1	0	0	1	0-0	0-0	0	6
Gilbert	0	0	0	0	0-0	0-0	1	2
Rams	33	6	23	4	28-28	18-23	1	286
Opponents	42	12	23	7	38-38	23-29	0	365

Two Point Conversions: Bettis 2, Rams 2-5, Opponents 3-4

Sacks - Young 6.5-30.5, J. Jones 5.0-36.0, Gilbert 3.0-20.0, Robinson 2.5-16.5, Stokes 2.0-14.0, Kelly 2.0-9.0, Phifer 1.5-7.0, Conlan 1.0-11.0, Farr 1.0-7.0, Ottis 1.0-5.0, Rocker 0.5-3.0. TEAM: 26.0-159.0, Opp. 35.0-239.0

Usual Starters

WR	Anderson (16)	LE	Young (16)
LT	C. Jones (16)	LDT	J. Jones (14)
LG	Newberry (8)	RDT	Gilbert (14)
C	Brostek (10)	RE	Stokes (15)
RG	Goeas (13)	LB	Kelly (15)
RT	Gandy (9)	LB	Conlan (15)
TE	Drayton (16)	CB	Phifer (15)
WR	Hester (15)	CB	Lycht (16)
QB	C. Miller (10)	CB	Henley (13)
FB	Griffith (10)	SS	Pope (14)
RB	Bettis (16)	FS	Newman (14)

Rushing	No.	Yds.	Avg.	LG	TD
Bettis	319	1025	3.2	19	3
C. Miller	20	100	5.0	16	0
Chandler	1	61	3.4	22	1
Kinchen	11	44	44.0	44t	1
Bailey	18	35	3.2	9	1
Lang	6	34	5.7	17	0
Griffith	9	30	3.3	7	0
Hester	2	28	14.0	24	0
Lester	7	14	2.0	8	0
Anderson	1	11	11.0	11	0
Drayton	1	4	4.0	4	0
Bruce	1	2	2.0	2	0
Maddox	1	1	1.0	1	0
Rams	397	1389	3.5	44t	6
Opponents	496	1781	3.6	27t	12

Receiving	No.	Yds.	Avg.	LG	TD
J. Bailey	58	516	8.9	28	7
Anderson	46	945	20.5	72t	5
Hester	45	644	14.3	41	3
Drayton	32	276	8.6	22t	6
Bettis	31	293	9.5	34	1
Kinchen	23	352	15.3	43	3
Bruce	21	272	13.0	34t	3
Griffith	16	113	7.1	13	1
Lang	8	60	7.5	12	0
Buchanan	5	60	12.0	18	0
Brantley	4	29	7.3	10	0
Ross	3	36	36.0	36t	1
Lester	1	1	1.0	1	0
Rams	291	3597	12.4	72t	23
Opponents	320	3548	11.1	71t	23

Interceptions	No.	Yds.	Avg.	LG	TD
Pope	3	66	22.0	51	0
Henley	3	46	15.3	23	0
Newman	2	46	23.0	24	1
Phifer	2	7	3.5	7	0
Lyle	2	1	0.5	1	0
Kelly	1	31	31.0	31	0
Lycht	1	14	14.0	14	0
Rams	14	211	15.1	51	1
Opponents	18	213	11.8	50t	2

Punting	No.	Yds.	Avg.	TB	In20	LG	Bk.
Landeta	78	3494	44.8	9	23	62	0
Rams	78	3494	44.8	9	23	62	0
Opponents	74	3106	42.0	12	20	59	0

Punt Returns	No.	FC	Yds.	Avg.	LG	TD
J. Bailey	19	4	153	8.1	24	0
Kinchen	16	5	158	9.9	40	0
Brantley	3	1	18	6.0	7	0
R. Bailey	1	0	103	103.0	103t	1
Lycht	1	0	29	29.0	29	0
Rams	40	10	461	11.5	103t	1
Opponents	47	8	637	13.6	85t	3

Kickoff Returns	No.	Yds.	Avg.	LG	TD
Lang	27	626	23.2	57	0
Kinchen	21	510	24.3	46	0
J. Bailey	12	260	21.7	32	0
Brantley	7	150	21.4	33	0
Griffith	2	35	17.5	21	0
Farr	1	16	16.0	16	0
Lester	1	8	8.0	8	0
Rams	71	1605	22.6	57	0
Opponents	63	1446	23.0	98t	2

Field Goals	1-19	20-29	30-39	40-49	50+	T
Zendejas	2-2	9-9	6-7	1-5	0-0	18-23
Rams	2-2	9-9	6-7	1-5	0-0	18-23
Opponents	0-0	6-6	8-9	9-12	0-2	23-29

Zendejas (43M), (1), (25, 35), (29, 23, 28), (28), (37), (22), (47, 32), (35, 18), (41M, 22), (31, 27), (33), (1), (48B), (18, 42B, 21), (33M)

Opponents	(37, 34), (48), (33, 47), (1), (51M), (25, 49M), (24), (21, 40, 37), (42, 57M), 29), (44, 47), (28, 41M), (31, 48, 37), (46), (36B, 20), (41, 30), (37, 42M)
-----------	--

Passing	Att.	Comp.	Yds.	Pct.	Yds./Att.	TD	TD%	Int.	Int%	LG	Sack-Lost	Rating
C. Miller	317	173	2104	54.6	6.64	16	5.0	14	4.4	54	28-193	73.6
Chandler	176	108	1352	61.4	7.68	7	4.0	2	1.1	72t	7-46	93.8
Maddox	19	10	141	52.6	7.42	0	0.0	2	10.5	39	0-0	37.3
Rams	512	291	3597	56.8	7.03	23	4.5	18	3.5	72t	35-239	79.0
Opponents	541	320	3548	59.1	6.56	23	4.3	14	2.6	71t	26-159	82.1

DATE	W/L	Score	Opponent.....	Attend.
9/5	L	6-36	@ Green Bay.....	(54,648)
9/12	W	27-0	PITTSBURGH.....	(50,588)
9/19	L	10-20	@ New York Giants.....	(76,213)
9/26	W	28-13	@ Houston.....	(53,072)
10/3	L	6-37	NEW ORLEANS.....	(50,709)
10/14	L	24-30	@ Atlanta.....	(45,231)
10/24	L	13-16	DETROIT.....	(43,850)
10/31	L	17-40	@ San Francisco.....	(63,417)
11/14	L	0-13	ATLANTA.....	(37,073)
11/21	W	10-6	WASHINGTON.....	(45,546)
11/28	L	10-35	SAN FRANCISCO.....	(62,143)
12/5	L	10-38	@ Phoenix.....	(33,964)
12/12	W	23-20	@ New Orleans.....	(69,033)
12/19	L	3-15	@ Cincinnati.....	(36,612)
12/26	L	14-42	CLEVELAND.....	(34,155)
1/2	W	20-6	CHICAGO.....	(39,147)

First Downs.....		RAMS	OPP.
Rushing.....		278	304
Passing.....		147	179
Penalty.....		14	8
3rd Down Eff.....		79-202-39.1%	102-218-46.8%
4th Down Eff.....		5-11-45.5%	10-17-58.8%
Time of Poss. Avg.....		28:18	31:43
Total Net Yards.....		4804	5411
Avg./Game.....		300.3	338.2
Total Plays.....		953	1003
Avg./Play.....		5.0	5.4
Net Yards Rushing.....		2014	1851
Avg./Game.....		125.9	115.7
Total Rushes.....		449	480
Net Yards Passing.....		2790	3560
Avg./Game.....		174.4	222.5
Sacked/Yds. Lost.....		31-231	35-203
Gross Yards.....		3021	3763
Att-Comp-Int.....		473-247-19	488-299-11
Comp. %.....		52.2	61.3
Punts/Avg.....		80-40.9	58-42.3
Net Avg.....		31.7	37.4
Penalties/Yards.....		71-526	80-542
Fumbles/ Ball Lost.....		20-11	26-9
Touchdowns.....		25	40
Rushing.....		16	18
Passing.....		18	17
Returns.....		1	5

Score by Periods	1	2	3	4	T
Rams.....	5	40	40	89	221
Opponents.....	72	95	92	108	367

Scoring	TD	Ru	Pa	Rt	PAT	FG	S	Pts
Zendejas.....	0	0	0	0	23-25	16-23	0	71
Bettis.....	7	7	0	0	0-0	0-0	0	42
Anderson.....	4	0	4	0	0-0	0-0	0	24
Drayton.....	4	0	4	0	0-0	0-0	0	24
E. Jones.....	2	0	2	0	0-0	0-0	0	12
Gary.....	2	1	1	0	0-0	0-0	0	12
Ellard.....	2	2	0	0	0-0	0-0	0	12
McNeal.....	1	0	1	0	0-0	0-0	0	6
Carter.....	1	0	1	0	0-0	0-0	0	6
Boykin.....	1	0	0	1	0-0	0-0	0	6
Kinchen.....	1	0	1	0	0-0	0-0	0	6
Rams.....	25	8	16	1	23-25	16-23	0	221
Opponents.....	40	18	17	5	38-40	29-27	1	367

Sacks - Gilbert 10.5-63.5, Stokes 9.5-44.5, Young 7.0-66.0, Robinson 3.0-10.0, Stewart 1.0-5.0, Rucker 1.0-5.0, Woods 1.0-3.0, Boutte 1.0-1.0, Henderson 1.0-0.0 TEAM: 35.0-203.0; Opp. 31.0-0231.0

Usual Starters

WR	Ellard (16)	LE	Woods (8)
LT	Eatman (16)	DT	Gilbert (16)
LG	Newberry (9)	DT	Boutte (16)
C	Brostek (16)	RE	Stokes (15)
RG	Goeas (16)	LB	Rolling (9)
RT	Slater (8)	LB	Conlan (11)
TE	Carter (10)	LB	Phifer (16)
WR	Anderson (15)	CB	Israel (10)
QB	Everett (9)	CB	Lycht (9)
FB	Lester (14)	SS	Newman (16)
RB	Bettis (12)	FS	Stewart (14)

Passing	Att.	Comp.	Yds.	Pct.	Yds./Att.	TD	TD%	Int.	Int%	LG	Sack-Lost	Rating
Rubley.....	189	108	1338	57.1	7.08	8	4.2	6	3.2	54	13-106	80.1
Everett.....	274	135	1652	49.3	6.03	8	2.9	12	4.4	60t	18-125	59.7
Pagel.....	9	3	23	33.3	2.56	0	0.0	1	11.1	10	0-0	2.8
Gary.....	1	1	8	100.0	8.00	0	0.0	0	0.0	8	0-0	100.0
Rams.....	473	247	3021	52.2	6.39	16	3.4	19	4.0	60t	31-231	66.8
Opponents.....	488	299	3763	61.3	7.71	17	3.5	11	2.3	80t	35-203	87.5

Rushing	No.	Yds.	Avg.	LG	TD
Bettis.....	294	1429	4.9	71t	7
Gary.....	79	293	3.7	15	1
Rubley.....	29	102	3.5	13	0
Lester.....	11	74	6.7	26	0
Everett.....	19	38	2.0	14	0
Lang.....	9	29	3.2	28	0
Ellard.....	2	18	9.0	15	0
White.....	2	10	5.0	5	0
Kinchen.....	2	10	5.0	5	0
Drayton.....	1	7	7.0	8	0
E. Jones.....	1	4	4.0	4	0
Rams.....	449	2014	4.5	71t	8
Opponents.....	480	1851	3.9	35t	18

Receiving	No.	Yds.	Avg.	LG	TD
Ellard.....	61	945	15.5	54	2
Anderson.....	37	552	14.9	56t	4
Gary.....	36	289	8.0	60t	1
Drayton.....	27	319	11.8	27	4
Bettis.....	26	244	9.4	28	0
Lester.....	18	154	8.6	21	0
Carter.....	14	166	11.9	38	1
Kinchen.....	8	137	17.1	35t	1
McNeal.....	8	75	9.4	22t	1
E. Jones.....	5	56	11.2	21t	2
Lang.....	4	45	11.3	21	0
LaChapelle.....	2	23	11.5	14	0
Lofton.....	1	16	16.0	16	0
Rams.....	247	3021	12.2	60t	16
Opponents.....	299	3763	12.6	80t	17

Interceptions	No.	Yds.	Avg.	LG	TD
Bailey.....	2	41	20.5	41	0
Rolling.....	2	21	10.5	12	0
Terrell.....	2	1	0.5	1	0
Lycht.....	2	0	0.0	0	0
Stewart.....	1	30	30.0	30	0
Conlan.....	1	28	28.0	28	0
Holmc.....	1	6	6.0	6	0
Rams.....	11	127	11.5	41	0
Opponents.....	19	347	18.3	54	2

Punting	No.	Yds.	Avg.	TB	In20	LG	Blk.
Landeta.....	42	1825	43.5	7	7	66	0
McCluien.....	21	795	37.9	3	5	56	0
Bracken.....	17	651	38.3	0	3	51	0
Rams.....	80	3271	40.9	10	15	66	0
Opponents.....	58	2451	42.3	9	18	68	0

Punt Returns	No.	FC	Yds.	Avg.	LG	TD
Buchanan.....	8	1	41	5.1	12	0
Kinchen.....	7	4	32	4.6	8	0
Ellard.....	2	8	18	9.0	13	0
Henley.....	1	0	8	8.0	8	0
Price.....	1	2	3	3.0	3	0
Rams.....	19	15	102	5.4	13	0
Opponents.....	43	16	533	12.4	74t	2

Kickoff Returns	No.	Yds.	Avg.	LG	TD
Boykin.....	13	216	16.6	29	0
Griffith.....	8	169	21.1	29	0
Price.....	8	144	18.0	23	0
White.....	8	122	15.3	35	0
Kinchen.....	6	96	16.0	22	0
Israel.....	5	92	18.4	23	0
Drayton.....	1	-15	-15.0	-15	0
Rams.....	49	824	16.8	35	0
Opponents.....	47	984	20.9	45	0

Field Goals 1-19 20-29 30-39 40-49 50+ T

Zendejas.....	0-0	6-7	4-5	0-3	6-8	16-23
Rams.....	0-0	6-7	4-5	0-3	6-8	16-23
Opponents.....	4-4	11-11	6-6	5-8	3-8	29-37

Zendejas (31, 32), (54, 50), (52), (47M), (53, 37), (52, 41M), (1), (50), (49B), (50M, 37), (25), (22, 56B), (22), (26M, 32), (30M), (29, 29)

Opponents (51, 33), (1), (34, 19, 50M), (52, 25), (48, 25, 43, 41M), (28, 32, 34), (45M, 25, 24, 18), (25, 28), (46, 44), (19, 34, 5M), (46, 44), (27), (18, 32), (43, 44M, 28, 52M, 25), (1), (27, 50M, 53)

DATE	W/L	Score	Opponent.....	Attend.
9/6	L	7-40	@ Buffalo .....	(79,001)
9/13	W	14-0	NEW ENGLAND .....	(40,402)
9/20	L	10-26	@ Miami .....	(55,945)
9/27	W	18-10	NEW YORK JETS .....	(42,005)
10/4	L	24-27	@ San Francisco .....	(63,071)
10/11	L	10-13	@ New Orleans .....	(68,591)
10/18	W	38-17	NEW YORK GIANTS .....	(53,541)
11/1	L	28-30	@ Atlanta .....	(62,168)
11/8	L	14-20	PHOENIX .....	(40,788)
11/15	W	27-23	@ Dallas .....	(63,690)
11/22	L	10-27	SAN FRANCISCO .....	(65,858)
11/29	L	17-31	MINNESOTA .....	(54,831)
12/6	W	31-27	@ Tampa Bay .....	(38,387)
12/13	L	14-37	NEW ORLEANS .....	(47,355)
12/20	L	13-28	@ Green Bay .....	(57,796)
12/27	W	38-27	ATLANTA .....	(37,706)

First Downs .....		RAMS		OPP	
Rushing .....	278	83	130	319	175
Passing .....	174	175	15	15	15
Penalty .....	21	15	15	15	15
3rd Down Eff. ....	69-186-37.1%	91-204-44.6%			
4th Down Eff. ....	1-7-14.3%	2-5-40.0%			
Time of Poss. Avg. ....	28:31	31:29			
Total Net Yards .....	4877	5523			
Avg./Game .....	304.8	345.2			
Total Plays .....	914	1005			
Avg./Play .....	5.3	5.5			
Net Yards Rushing .....	1659	2230			
Avg./Game .....	103.7	139.4			
Total Rushes .....	393	457			
Net Yards Passing .....	3218	3293			
Avg./Game .....	201.1	205.8			
Sacked-Yds. Lost .....	26-204	31-188			
Gross Yards .....	3422	3481			
Att-Comp-Int. ....	495-289-20	507-305-18			
Comp. % .....	58.4	60.2			
Punts/Avg. ....	76-41.1	66-42.1			
Net Avg. ....	33.2	34.7			
Penalties/Yards .....	79-592	102-778			
Fumbles/ Ball Lost .....	30-17	26-15			
Touchdowns .....	38	43			
Rushing .....	22	22			
Passing .....	23	18			
Returns .....	3	3			

Score by Periods	1	2	3	4	T
Rams .....	47	73	86	112	313
Opponents .....	94	151	57	81	383

Scoring	TD	Ru	Pa	Rt	PAT	FG	S	Pts
Zendejas .....	0	0	0	38-38	15-20	0	83	0
Gary .....	10	7	3	0	0-0	0-0	60	0
Anderson .....	7	0	7	0	0-0	0-0	42	0
Lang .....	6	5	1	0	0-0	0-0	36	0
Carter .....	3	0	3	0	0-0	0-0	18	0
Chadwick .....	3	0	3	0	0-0	0-0	18	0
Ellard .....	3	0	3	0	0-0	0-0	18	0
Price .....	2	0	2	0	0-0	0-0	12	0
Kinchen .....	2	0	0	2	0-0	0-0	12	0
Delpino .....	1	0	1	0	0-0	0-0	6	0
Bailey .....	1	0	0	1	0-0	0-0	6	0
Greene .....	0	0	0	0	0-0	0-0	1	2
Rams .....	38	12	23	3	38-38	15-20	1	313
Opponents .....	43	22	18	3	41-43	28-34	0	383

Sacks - Greene 10.0-55.0, Gilbert 5.0-33.0, Robinson 5.0-29.0, Piel 3.0-14.0, Stewart 2.0-23, Young 2.0-14.0, Hawkins 2.0-10.0, Boutte 1.0-8.0, Others 1.0-2.0 TEAM: 31.0-188.0; Opp. 26-204.

**Usual Starters**

WR	Ellard (15)	DE	Robinson (16)
LT	Perry (16)	DT	Gilbert (16)
LG	Newberry (16)	DT	Boutte (15)
C	Brostek (16)	RE	Hawkins (7)
RT	Milnichik (16)	LB	Phifer (14)
RG	Slater (16)	LB	Kelm (14)
TE	Carter (16)	LB	Greene (16)
WR	Anderson (9)	CB	Henley (16)
QB	Everett (16)	CB	Lyght (12)
FB	Lang (11)	SS	Newman (16)
RB	Gary (16)	FS	Terrell (16)

Rushing	No.	Yds.	Avg.	LG	TD
Gary .....	279	1125	4.0	63	7
Lang .....	33	203	6.2	71	5
Everett .....	32	133	4.2	22	0
Delpino .....	32	115	3.6	31	0
Thompson .....	11	57	5.2	12	0
Turner .....	2	14	7.0	9	0
Stradford .....	3	12	4.0	5	0
Page .....	1	0	0.0	0	0
Rams .....	393	1659	4.2	71	19
Opponents .....	467	2230	4.8	39t	22

Receiving	No.	Yds.	Avg.	LG	TD
Gary .....	52	293	5.6	22	3
Ellard .....	47	727	15.5	33t	3
Anderson .....	38	657	17.3	45	7
Price .....	34	324	9.5	23	2
Chadwick .....	29	362	12.5	27t	3
Carter .....	20	232	11.6	25	3
Cox .....	18	261	14.5	26	0
Lang .....	18	239	15.7	67t	1
Delpino .....	18	139	7.7	12t	1
Turner .....	5	42	8.4	16	0
Thompson .....	5	11	2.2	7	0
McNeal .....	4	79	19.8	38	0
Harry .....	1	12	12.0	12	0
Rams .....	289	3422	11.8	67t	23
Opponents .....	305	3481	11.4	81t	18

Interceptions	No.	Yds.	Avg.	LG	TD
Newman .....	4	33	8.3	17	0
Henley .....	4	41	10.3	25	0
Lyght .....	3	80	26.7	39	0
Bailey .....	2	61	20.3	37	1
White .....	2	49	24.5	40	0
Kelm .....	1	16	16.0	16	0
Phifer .....	1	3	3.0	3	0
Rams .....	18	283	15.7	40	1
Opponents .....	20	305	15.3	67	1

Punting	No.	Yds.	Avg.	TB	In20	LG	Bk.
Bracken .....	76	3122	41.1	4	20	59	0
Rams .....	76	3122	41.1	4	20	59	0
Opponents .....	66	2776	42.1	7	14	58	0

Punt Returns	No.	FC	Yds.	Avg.	LG	TD
Turner .....	28	6	207	7.4	23	0
Kinchen .....	4	1	103	25.8	61t	2
Harry .....	6	4	34	5.7	11	0
Stradford .....	1	0	1	1.0	1	0
Rams .....	39	11	345	8.8	61t	2
Opponents .....	48	11	522	10.9	74t	1

Kickoff Returns	No.	Yds.	Avg.	LG	TD
Turner .....	29	569	19.6	35	0
Lang .....	13	228	17.5	26	0
Delpino .....	6	83	13.8	18	0
Kinchen .....	4	63	15.8	19	0
Thompson .....	4	34	8.5	14	0
Stradford .....	3	59	19.7	21	0
Stephens .....	2	12	6.0	7	0
Anderson .....	1	9	9.0	9	0
Israel .....	1	3	3.0	3	0
Rams .....	63	1054	16.7	35	0
Opponents .....	55	1128	20.5	60	0

Field Goals	1-19	20-29	30-39	40-49	50+	T
Zendejas .....	2-2	3-4	7-9	3-5	0-0	15-20
Rams .....	2-2	3-4	7-9	3-5	0-0	15-20
Opponents .....	1-1	8-8	12-13	7-9	0-3	28-34

Zendejas ( ), (47M, 39M 25M), (31), (49, 45M, 22, 20), (33), (30), (46G), ( ), ( ), (33,44), (35), (30), (18, 37B), ( ), (19, 38), (24)

Opponents (49, 38), (38M), (36, 50M, 44, 27, 20), (19, 47M), (26, 21), (26, 30), (51M, 31), (49, 26, 37), (51M, 21, 31), (45M), (37, 42, 36), (34, 40), (38), (34, 47), (21), ( ), (44, 38)

Passing	Att.	Comp.	Yds.	Pct.	Yds./Att.	TD	TD%	Int.	Int%	LG	Sack-Lost	Rating
Everett .....	475	281	3323	59.2	7.00	22	4.6	18	3.8	67t	26-204	80.2
Page .....	20	8	99	40.0	4.95	1	5.0	2	10.0	22	0-0	33.1
Rams .....	495	289	3422	58.4	6.91	23	4.6	20	4.0	67t	26-204	78.2
Opponents .....	507	305	3481	60.2	6.89	18	3.6	18	3.6	81t	31-188	77.9

DATE	W/L	Score	Opponent.....	Attend.
9/1	L	14-24	PHOENIX .....	(47,069)
9/8	W	19-13	@ New York Giants .....	(76,541)
9/15	L	7-24	@ New Orleans.....	(68,583)
9/22	L	10-27	@ San Francisco .....	(63,871)
9/29	W	23-21	GREEN BAY .....	(54,736)
10/13	W	30-24	SAN DIEGO .....	(47,433)
10/20	L	17-20	@ Los Angeles Raiders .....	(85,102)
10/27	L	14-31	@ Atlanta .....	(50,187)
11/3	L	17-24	NEW ORLEANS .....	(58,713)
11/10	L	20-27	KANSAS CITY .....	(52,511)
11/17	L	10-21	@ Detroit .....	(60,873)
11/25	L	10-33	SAN FRANCISCO .....	(61,881)
12/1	L	6-27	WASHINGTON .....	(55,027)
12/8	L	14-31	ATLANTA .....	(35,315)
12/15	L	14-20	@ Minnesota.....	(46,312)
12/22	L	9-23	@ Seattle .....	(51,100)

First Downs		RAMS		OPP.	
Rushing	270	286	286	105	105
Passing	180	162	162	162	162
Penalty	15	19	19	19	19
3rd Down Eff.	75-198-37.9%	73-184-39.7%	73-184-39.7%	73-184-39.7%	73-184-39.7%
4th Down Eff.	9-19-47.4%	5-8-62.5%	5-8-62.5%	5-8-62.5%	5-8-62.5%
Time of Poss. Avg.	29:03	30:57	30:57	30:57	30:57
Total Net Yards	4695	5204	5204	5204	5204
Avg./Game	293.4	325.3	325.3	325.3	325.3
Total Plays	936	920	920	920	920
Avg./Play	5.0	5.7	5.7	5.7	5.7
Net Yards Rushing	1285	1659	1659	1659	1659
Avg./Game	80.3	103.7	103.7	103.7	103.7
Total Rushes	388	469	469	469	469
Net Yards Passing	3410	3545	3545	3545	3545
Avg./Game	213.1	221.6	221.6	221.6	221.6
Sacked-Yds. Lost	30-200	17-112	17-112	17-112	17-112
Gross Yards	3610	3657	3657	3657	3657
Att. Comp-Int.	518-289-20	434-259-11	434-259-11	434-259-11	434-259-11
Comp. %	55.8	59.7	59.7	59.7	59.7
Punts/Avg.	75-38.1	68-41.6	68-41.6	68-41.6	68-41.6
Net Avg.	32.3	34.8	34.8	34.8	34.8
Penalties/Yards	108-774	83-743	83-743	83-743	83-743
Fumbles/ Ball Lost	32-20	17-8	17-8	17-8	17-8
Touchdowns	26	47	47	47	47
Rushing	11	19	19	19	19
Passing	13	25	25	25	25
Returns	2	3	3	3	3

Score by Periods	1	2	3	4	T
Rams.....	21	10	55	54	234
Opponents.....	95	114	76	105	390

Scoring	TD	Ru	Pa	RT	PAT	FG	S	Pts
Zendejas.....	0	0	0	0	25-26	17-17	0	76
Delpino.....	10	9	1	0	0-0	0-0	0	60
Ellard.....	2	0	3	0	0-0	0-0	0	18
Johnson.....	2	0	2	0	0-0	0-0	0	12
Price.....	2	0	2	0	0-0	0-0	0	12
Carter.....	2	0	2	0	0-0	0-0	0	12
Anderson.....	1	0	1	0	0-0	0-0	0	6
Dupree.....	1	1	0	0	0-0	0-0	0	6
Gary.....	1	0	0	0	0-0	0-0	0	6
Gray.....	1	0	0	1	0-0	0-0	0	6
Newman.....	1	0	0	1	0-0	0-0	0	6
Thompson.....	1	0	1	0	0-0	0-0	0	6
Turner.....	1	0	1	0	0-0	0-0	0	6
Greene.....	0	0	0	0	0-0	0-0	1	2
Rams.....	26	11	13	2	25-26	17-17	1	234
Opponents.....	44	19	25	3	46-47	20-28	1	390

**Sacks** - Robinson 3.0-29.0, Greene 3.0-20.0, Wilson 2.0-15.0, Kelm 2.0-9.0, Phifer 2.0-7.0, Newman 1.0-9.0, Piel 1.0-7.0, Stewart 1.0-7.0, Young 1.0-6.0, Strickland 1.0-3.0  
**TEAM:** 17.0-112.0; **Opp:** 30.0-200.0.

**Usual Starters**

WR	Ellard (16)	DE	Wilson (10)
LT	Perry (9)	DT	Wright (11)
LG	Newberry (16)	DT	Young (13)
C	Smith (8)	DT	Robinson (4)
RT	Love (13)	LB	Strickland (10)
RG	Slater (8)	LB	Kelm (15)
TE	Johnson (6)	LB	Greene (6)
WR	Anderson (9)	CB	Henley (14)
QB	Everett (16)	CB	Lycht (8)
PB	Delpino (15)	SS	Stewart (16)
RB	McGee (8)	FS	Terrell (16)

Passing	Avt.	Comp.	Yds.	Pct.	Yds./Att.	TD	TD%	Int.	Int%	LG	Sack-Lost	Rating
Everett.....	490	277	3438	56.5	7.02	11	2.2	20	4.1	78	30-200	68.9
Page.....	27	11	150	40.7	5.56	2	7.4	0	0.0	30	0-0	83.9
Helton.....	1	1	22	100.0	22.0	0	0.0	0	0.0	22	0-0	118.8
Rams.....	518	289	3610	55.8	6.97	13	2.5	20	3.9	78	30-200	69.9
Opponents.....	434	259	3657	59.7	8.43	25	5.8	11	2.5	78	17-112	95.6

Rushing	No.	Yds.	Avg.	LG	TD
Delpino.....	214	688	3.2	36	9
Gary.....	68	245	3.6	34	1
Dupree.....	49	179	3.7	24	1
McGee.....	19	65	3.4	9	0
Everett.....	27	44	1.6	10	0
Turner.....	7	44	6.3	11	0
R. Brown.....	2	11	5.5	11	0
Thompson.....	2	9	4.5	9	0
Rams.....	388	1285	3.3	36	11
Opponents.....	469	1659	3.5	26	19

Receiving	No.	Yds.	Avg.	LG	TD
Ellard.....	64	1052	16.4	38	3
Delpino.....	55	617	11.2	78	1
Price.....	35	410	11.7	27	2
Anderson.....	32	530	16.6	54	1
Johnson.....	32	253	7.9	27	2
McGee.....	20	160	8.0	20	0
Cox.....	15	216	14.4	39	0
Gary.....	13	110	8.5	22	0
Carter.....	8	69	8.6	18	2
Dupree.....	6	46	7.7	21	0
R. Brown.....	3	52	17.3	21	0
Turner.....	3	41	13.7	19	1
Thompson.....	2	35	17.5	22	1
Raye.....	1	19	19.0	19	0
Rams.....	289	3610	12.5	78	13
Opponents.....	259	3657	14.1	78	25

Interceptions	No.	Yds.	Avg.	LG	TD
Gray.....	3	83	27.7	59	1
Henley.....	2	22	7.3	22	0
Stewart.....	2	8	4.0	8	0
Newman.....	1	58	58.0	58	0
Terrell.....	1	4	4.0	4	0
Lycht.....	1	0	0.0	0	0
Rams.....	11	175	15.9	59	1
Opponents.....	20	297	14.9	97	1

Punting	No.	Yds.	Avg.	TB	In20	LG	Bk.
Hatcher.....	63	2403	38.1	5	16	52	0
Helton.....	11	453	41.2	2	2	46	1
Rams.....	75	2856	38.1	7	18	52	1
Opponents.....	68	2829	41.6	7	20	62	0

Punt Returns	No.	FC	Yds.	Avg.	LG	TD
Turner.....	23	4	210	8.7	29	0
Henley.....	13	4	110	8.5	16	0
Gray.....	1	1	9	9.0	9	0
Rams.....	37	9	320	8.6	29	0
Opponents.....	33	21	292	8.8	42	0

Kickoff Returns	No.	Yds.	Avg.	LG	TD
Turner.....	24	457	19.0	36	0
R. Brown.....	12	256	21.3	39	0
Lang.....	12	194	16.2	34	0
Delpino.....	4	54	13.5	19	0
McDonald.....	3	32	10.7	16	0
Raye.....	2	57	28.5	48	0
Carter.....	1	18	18.0	18	0
Sanders.....	1	2	2.0	2	0
Rams.....	59	1070	18.1	48	0
Opponents.....	39	671	17.2	35	0

Field Goals	1-19	20-29	30-39	40-49	50+	T
Zendejas.....	0-0	4-4	8-8	3-3	2-2	17-17
Rams.....	0-0	4-4	8-8	3-3	2-2	17-17
Opponents.....	0-0	6-6	7-10	7-9	0-3	19-27

**Zendejas** (, (29,50,32,33), (, (22), (30,32,28), (, (37), (, (31), (, (27), (37), (41, 34), (, (, (44, 46, 50),  
**Opponents** (52M, 32), (46, 40), (42), (22, 35M, 47), (, (27), (35, 32M, 34), (44), (45, 37M), (20, 44), (, (51M, 39), (47M, 59M, 48M, 35, 35), (21), (20, 22) (35)

DATE	W/L	Score	Opponent.....	Attend.
9/9	L	24-36	@ Green Bay .....	(57,685)
9/16	W	35-14	@ Tampa Bay .....	(59,705)
9/23	L	21-27	PHILADELPHIA .....	(63,644)
10/7	L	31-34	CINCINNATI, OT .....	(62,619)
10/14	L	9-38	@ Chicago .....	(59,383)
10/21	W	44-24	ATLANTA .....	(54,761)
10/29	L	10-41	@ Pittsburgh .....	(56,466)
11/4	W	17-13	HOUSTON .....	(52,628)
11/11	L	7-31	NEW YORK GIANTS .....	(64,632)
11/18	L	21-24	DALLAS .....	(58,589)
11/25	W	28-17	@ San Francisco .....	(62,633)
12/2	W	38-23	@ Cleveland .....	(61,981)
12/9	L	20-24	NEW ORLEANS .....	(56,864)
12/17	L	10-26	SAN FRANCISCO .....	(65,619)
12/23	L	13-20	@ Atlanta .....	(30,021)
12/31	L	17-20	@ New Orleans .....	(68,647)

First Downs		RAMS		OPP	
Rushing	311	287			
Passing	89	93			
Penalty	191	176			
3rd Down Eff.	78-204-38.2%	86-201-42.8%			
4th Down Eff.	6-18-33.3%	3-10-30.0%			
Time of Poss. Avg.	29:59	30:01			
Total Net Yards	5430	5411			
Avg./Game	339.4	338.2			
Total Plays	1013	949			
Avg./Play	5.4	5.7			
Net Yards Rushing	1612	1649			
Avg./Game	100.8	103.1			
Total Rushes	422	418			
Net Yards Passing	3818	3762			
Avg./Game	238.6	235.1			
Sacked-Yds. Lost	30-198	30-180			
Gross Yards	4016	3942			
Att-Comp-Int.	561-310-17	501-296-12			
Comp. %	55.3	59.1			
Punts/Avg.	69-38.6	66-41.4			
Net Avg.	31.9	34.7			
Penalties/Yards	87-632	109-968			
Fumbles/ Ball Lost	25-14	32-19			
Touchdowns	43	49			
Rushing	17	17			
Passing	24	30			
Returns	2	2			

Score by Periods	1	2	3	4	OT	T
Rams.....	62	130	85	68	0	-345
Opponents.....	98	123	74	114	3	-412

Scoring	TD	Ru	Pa	Rt	PAT	FG	S	Pts
Gary.....	15	14	1	0	0-0	0-0	0	90
Lansford.....	0	0	0	0	42-43	15-24	0	87
McGee.....	5	1	4	0	0-0	0-0	0	30
Ellard.....	4	0	4	0	0-0	0-0	0	24
Anderson.....	4	0	4	0	0-0	0-0	0	24
Delpino.....	4	0	4	0	0-0	0-0	0	24
Johnson.....	3	0	3	0	0-0	0-0	0	18
Holohan.....	2	0	2	0	0-0	0-0	0	12
Green.....	2	0	1	1	0-0	0-0	0	12
Everett.....	1	1	0	0	0-0	0-0	0	6
Warner.....	1	1	0	0	0-0	0-0	0	6
Faison.....	1	0	1	0	0-0	0-0	0	6
Humphrey.....	1	0	0	1	0-0	0-0	0	6
Rams.....	43	17	24	2	42-43	15-24	0	345
Opponents.....	49	17	30	2	46-49	24-31	0	412

Sacks - Greene 13.0-72.0, Piel 5.0-26.0, Hawkins 3.0-18.0, Bethune 2.0-20.0, Faryniarz 2.0-12.0, Reed 2.0-4.0, B. Smith 1.0-15.0, Wilcher 1.0-8.0, Wright 1.0-5.0 TEAM: 30.0-180.0; Opp. 30.0-198.0.

Usual Starters

WR	Ellard (15)	DE	Reed (16)
LT	Pankey (16)	NT	Wright (16)
LG	Newberry (15)	DE	Piel (11)
C	D. Smith (16)	OLB	Wilcher (16)
RG	Love(16)	ILB	Stams (12)
RT	Slater (15)	ILB	Keim (10)
TE	D. Johnson (9)	OLB	Greene (15)
WR	Anderson (10)	CB	Gray (12)
QB	Everett (16)	CB	Humphrey (11)
FB	McGee (15)	SS	Newsome (16)
RB	Gary (7)	FS	Newman (6)

Rushing	No.	Yds.	Avg.	LG	TD
Gary.....	204	808	4.0	48	14
Green.....	68	261	3.8	31	0
McGee.....	44	234	5.3	19	0
Ward.....	49	139	2.8	9	1
Dupree.....	19	72	3.8	13	0
Delpino.....	13	52	4.0	13	0
Everett.....	20	31	1.6	15	1
Ellard.....	2	21	10.5	13	0
Anderson.....	1	13	13.0	13	0
English.....	2	-19	-9.5	8	0
Rams.....	422	1612	3.8	48	17
Opponents.....	418	1649	3.9	74t	17

Receiving	No.	Yds.	Avg.	LG	TD
Ellard.....	76	1294	17.0	50t	4
Anderson.....	51	1097	21.5	55t	4
Holohan.....	49	475	9.7	28	2
McGee.....	47	388	8.3	25	4
Gary.....	30	150	5.0	22t	1
Cox.....	17	266	15.6	32	0
Delpino.....	15	172	11.5	42t	4
D. Johnson.....	12	66	5.5	11	3
Carter.....	8	58	7.3	16	0
Faison.....	3	27	9.0	12	1
Green.....	2	23	11.5	16t	1
Rams.....	310	4016	13.0	55t	24
Opponents.....	296	3942	13.3	71t	30

Interceptions	No.	Yds.	Avg.	LG	TD
Humphrey.....	4	52	13.0	44t	1
Newsome.....	4	47	11.8	22	0
Newman.....	2	0	0.0	0	0
Terrell.....	1	6	6.0	6	0
Henley.....	1	0	0.0	0	0
Rams.....	12	105	8.8	44t	1
Opponents.....	17	204	12.0	50t	2

Punting	No.	Yds.	Avg.	TB	In20	LG	Bk.
English.....	68	2663	39.2	2	8	58	0
Team.....	1	0	0.0	0	0	0	1
Rams.....	69	2663	38.6	2	8	58	1
Opponents.....	66	2733	41.4	5	20	57	0

Punt Returns	No.	FC	Yds.	Avg.	LG	TD
Sutton.....	19	4	195	10.3	26	0
Terrell.....	14	3	136	9.7	22	0
Ellard.....	2	0	15	7.5	8	0
Rams.....	35	7	346	9.9	26	0
Opponents.....	46	11	420	9.1	33	0

Kickoff Returns	No.	Yds.	Avg.	LG	TD
Green.....	25	560	22.4	99t	1
Delpino.....	20	389	19.5	38	0
Berry.....	17	315	18.5	29	0
McDonald.....	1	15	15.0	15	0
Rams.....	63	1279	20.3	99t	1
Opponents.....	68	1406	20.7	50	0

Field Goals	1-19	20-29	30-39	40-49	50+	T
Lansford.....	3-4	4-4	5-7	3-9	0-0	15-24
Rams.....	3-4	4-4	5-7	3-9	0-0	15-24
Opponents.....	1-1	9-9	3-5	10-11	1-5	24-31

Lansford (41M, 41), (49M, 36B), (48M), (40), (35), (46, 24, 32), (48M, 32, 42M), (19), (40M), (1, 1), (30), (38, 18), (21), (19, 25, 19B), (30M, 24).

Opponents (26, 53, 40), (32M), (43, 36M, 18G), (52M, 40, 44), (27), (41), (42, 30), (22, 31), (44), (53M, 23), (42), (27), (48), (23, 63M, 31), (21, 23), (51M, 48M, 41, 24).

Passing	Att.	Comp.	Yds.	Pct.	Yds./Att.	TD	TD%	Int.	Int%	LG	Sack-Lost	Rating
Everett.....	554	307	3989	55.4	7.20	23	4.2	17	3.1	55t	30-198	79.3
Long.....	5	1	4	20.0	0.80	0	0.0	0	0.0	4	0-0	39.6
McGee.....	2	2	23	100.0	11.50	1	50.0	0	0.0	22t	0-0	154.2
Rams.....	561	310	4016	55.3	7.16	24	4.3	17	3.0	55t	30-198	79.6
Opponents.....	501	296	3942	59.1	7.87	30	6.0	12	2.4	71t	30-180	94.1

DATE	W/L	Score	Opponent	Attend.
9/10	W	31-21	@ Atlanta	(38,708)
9/17	W	31-17	INDIANAPOLIS	(63,995)
9/24	W	41-38	GREEN BAY	(57,701)
10/1	W	13-12	@ San Francisco	(64,250)
10/8	W	26-13	ATLANTA	(52,182)
10/16	L	20-23	@ Buffalo	(76,231)
10/22	L	21-40	NEW ORLEANS	(57,567)
10/29	L	10-20	@ Chicago	(65,506)
11/5	L	21-23	@ Minnesota, OT	(59,600)
11/12	W	31-10	NEW YORK GIANTS	(65,127)
11/19	W	37-14	PHOENIX	(53,176)
11/26	W	20-17	@ New Orleans, OT	(64,274)
12/3	W	35-31	@ Dallas	(46,100)
12/11	L	27-30	SAN FRANCISCO	(67,959)
12/17	W	38-14	NEW YORK JETS	(53,063)
12/24	W	24-20	@ New England	(27,940)
<b>12/31</b>	<b>W</b>	<b>21-7</b>	<b>@ Philadelphia</b>	<b>(57,869)</b>
<b>1/7</b>	<b>W</b>	<b>19-13</b>	<b>@ New York Giants, OT</b>	<b>(76,325)</b>
<b>1/14</b>	<b>L</b>	<b>3-30</b>	<b>@ San Francisco</b>	<b>(64,769)</b>

	RAMS		OPP.	
First Downs	321	306	321	306
Rushing	107	101	107	101
Passing	197	181	197	181
Penalty	17	24	17	24
3rd Down Eff.	87-215-40.5%	81-215-37.7%	87-215-40.5%	81-215-37.7%
4th Down Eff.	9-15-60.0%	6-13-46.2%	9-15-60.0%	6-13-46.2%
Time of Poss. Avg.	30:35	29:25	30:35	29:25
Total Net Yards	6042	5567	6042	5567
Avg./Game	377.6	347.9	377.6	347.9
Total Plays	1027	1023	1027	1023
Avg./Play	5.9	5.4	5.9	5.4
Net Yards Rushing	1909	1543	1909	1543
Avg./Game	119.3	96.4	119.3	96.4
Total Rushes	472	404	472	404
Net Yards Passing	4133	4024	4133	4024
Avg./Game	258.3	251.5	258.3	251.5
Sacked-Yds. Lost	32-236	42-278	32-236	42-278
Gross Yards	4369	4302	4369	4302
Att-Comp-Int.	523-308-18	577-345-21	523-308-18	577-345-21
Comp. %	58.9	59.8	58.9	59.8
Punts/Avg.	74-38.3	81-41.5	74-38.3	81-41.5
Net Avg.	32.1	34.7	32.1	34.7
Penalties/Yards	102-823	93-798	102-823	93-798
Fumbles/ Ball Lost	26-11	38-15	26-11	38-15
Touchdowns	51	38	51	38
Rushing	19	13	19	13
Passing	29	24	29	24
Returns	3	1	3	1

Score by Periods	1	2	3	4	OT	T
Rams	122	124	61	116	3	-426
Opponents	80	87	83	122	2	-344

Scoring	TD	Ru	Pa	Rt	PAT	FG	S	Pts
Lansford	0	0	0	51-51	23-30	0	0	120
Bell	15	15	0	0-0	0-0	0	0	90
Ellard	8	0	8	0-0	0-0	0	0	48
Anderson	5	0	5	0-0	0-0	0	0	30
Johnson	5	0	5	0-0	0-0	0	0	30
McGee	5	1	4	0-0	0-0	0	0	30
A. Cox	3	0	3	0-0	0-0	0	0	18
Delpino	2	1	1	0-0	0-0	0	0	12
Holohan	2	0	2	0-0	0-0	0	0	12
Ro. Brown	1	0	1	0-0	0-0	0	0	6
Everett	1	1	0	0-0	0-0	0	0	6
Gary	1	1	0	0-0	0-0	0	0	6
Gray	1	0	0	0-0	0-0	0	0	6
Newsome	1	0	0	1-0	0-0	0	0	6
Stewart	1	0	0	1-0	0-0	0	0	6
<b>Rams</b>	<b>51</b>	<b>19</b>	<b>29</b>	<b>3</b>	<b>51-51</b>	<b>23-30</b>	<b>0</b>	<b>426</b>
<b>Opponents</b>	<b>38</b>	<b>13</b>	<b>24</b>	<b>1</b>	<b>36-38</b>	<b>26-29</b>	<b>1</b>	<b>344</b>

**Sacks** - Greene 16.5-124.5, Wilcher 5.0-21.0, Piel 4.0-28.0, Farniyar 3.0-18.0, Reed 3.0-11.0, Wright 3.0-19.0, Bethune 2.0-18.0, B. Smith 2.0-11.0, Strickland 2.0-16.0, S. Miller 1.0-7.0, Jerue 0.5-4.5. **TEAM:** 42.0-278.0; **Opp.** 32.0-236.0.

**TEAM Starters**

WR	Ellard (12)	DE	Reed (11)
LT	Pankey (14)	NT	Wright (16)
LG	Newberry (16)	DE	Piel (6)
C	D. Smith (16)	OLB	Stewart (16)
RG	Slaton (15)	ILB	Stams (12)
RT	Slater (16)	ILB	Owens (10)
TE	D. Johnson (16)	OLB	Greene (16)
WR	Anderson (13)	CB	Gray (16)
QB	Everett (16)	CB	Irvin (13)
FB	McGee (13)	SS	Stewart (15)
RB	Bell (14)	FS	Newsome (16)

Rushing	No.	Yds.	Avg.	LG	TD
Bell	272	1137	4.2	47	15
Delpino	78	368	4.7	32	1
Gary	37	163	4.4	18	1
McGee	21	99	4.7	15	1
Green	25	73	2.8	9	0
Everett	25	31	1.2	13	1
Ro. Brown	6	27	4.5	12	0
Ellard	2	10	5.0	6	0
Holohan	1	3	3.0	3	0
Hatcher	1	0	0.0	0	0
Anderson	1	-1	-1.0	-1	0
Herrmann	1	-1	-0.5	0	0
<b>Rams</b>	<b>472</b>	<b>1909</b>	<b>4.0</b>	<b>47</b>	<b>19</b>
<b>Opponents</b>	<b>404</b>	<b>1543</b>	<b>3.8</b>	<b>40</b>	<b>13</b>

Receiving	No.	Yds.	Avg.	LG	TD
Ellard	70	1382	19.7	53	8
Holohan	51	510	10.0	31	2
Anderson	44	1146	26.0	78	5
McGee	37	303	8.2	25	4
Delpino	34	334	9.8	25	1
D. Johnson	25	148	5.9	22	5
A. Cox	20	340	17.0	51	3
Bell	19	85	4.5	14	0
Ro. Brown	5	113	22.6	39	1
Gary	2	13	6.5	8	0
Green	1	5	5.0	5	0
<b>Rams</b>	<b>308</b>	<b>4369</b>	<b>14.2</b>	<b>78</b>	<b>29</b>
<b>Opponents</b>	<b>345</b>	<b>4302</b>	<b>12.5</b>	<b>95</b>	<b>24</b>

Interceptions	No.	Yds.	Avg.	LG	TD
Gray	6	48	8.0	27	1
Irvin	3	43	14.3	18	0
Stewart	2	76	38.0	41	1
Strickland	2	56	28.0	29	0
Hicks	2	27	13.5	27	0
Newsome	1	81	81.0	81	1
Stams	1	20	20.0	20	0
Henley	1	10	10.0	10	0
Owens	1	4	4.0	4	0
Wilcher	1	4	4.0	4	0
S. Miller	1	3	3.0	3	0
<b>Rams</b>	<b>21</b>	<b>372</b>	<b>17.7</b>	<b>81</b>	<b>3</b>
<b>Opponents</b>	<b>18</b>	<b>207</b>	<b>11.5</b>	<b>42</b>	<b>0</b>

Punting	No.	Yds.	Avg.	TB	In20	LG	Blk.
Hatcher	74	2834	38.3	7	15	54	1
<b>Rams</b>	<b>74</b>	<b>2834</b>	<b>38.3</b>	<b>7</b>	<b>15</b>	<b>54</b>	<b>1</b>
<b>Opponents</b>	<b>81</b>	<b>3364</b>	<b>41.5</b>	<b>11</b>	<b>13</b>	<b>57</b>	<b>0</b>

Punt Returns	No.	FC	Yds.	Avg.	LG	TD
Henley	29	19	273	9.4	25	0
Hicks	4	3	39	9.8	15	0
Ellard	2	0	20	10.0	7	0
Irvin	1	2	7	7.0	7	0
<b>Rams</b>	<b>35</b>	<b>24</b>	<b>332</b>	<b>9.5</b>	<b>25</b>	<b>0</b>
<b>Opponents</b>	<b>34</b>	<b>20</b>	<b>315</b>	<b>9.3</b>	<b>68</b>	<b>1</b>

Kickoff Returns	No.	Yds.	Avg.	LG	TD
Ro. Brown	47	968	20.6	74	0
Delpino	17	334	19.6	30	0
McDonald	2	22	11.0	12	0
Gary	1	4	4.0	4	0
<b>Rams</b>	<b>67</b>	<b>1328</b>	<b>19.8</b>	<b>74</b>	<b>0</b>
<b>Opponents</b>	<b>84</b>	<b>1633</b>	<b>19.4</b>	<b>47</b>	<b>0</b>

Field Goals	1-19	20-29	30-39	40-49	50+	T
Lansford	1-1	7-8	7-7	8-10	0-4	23-30
<b>Rams</b>	<b>1-1</b>	<b>7-8</b>	<b>7-7</b>	<b>8-10</b>	<b>0-4</b>	<b>23-30</b>
<b>Opponents</b>	<b>3-3</b>	<b>8-8</b>	<b>6-6</b>	<b>9-11</b>	<b>0-1</b>	<b>26-29</b>

**Lansford** (23, 43M), (40), (39, 45), (40, 50M, 26), (48, 35, 27, 42), (34, 36), (, (45), (47M), (44), (27, 23, 40), (32, 22M, 52M, 31), (, (25, 22), (37), (19, 50M, 50M), **Opponents** (43M), (19), (43), (26, 32, 41, 42M, 17), (, (38, 47, 40), (39, 27), (35, 46), (20, 24, 22, 25, 29, 36, 40), (22), (, (36), (47), (19, 54M), (, (44, 48).

Passing	Att.	Comp.	Yds.	Pct.	Yds./Att.	TD	TD%	Int.	Int%	LG	Sack-Lost	Rating
Everett	518	304	4310	58.7	8.32	29	5.6	17	3.3	78	29-214	90.6
Herrmann	5	4	59	80.0	11.80	0	0.0	1	20.0	23	3-22	76.3
<b>Rams</b>	<b>523</b>	<b>308</b>	<b>4369</b>	<b>58.9</b>	<b>8.35</b>	<b>29</b>	<b>5.5</b>	<b>18</b>	<b>3.4</b>	<b>78</b>	<b>32-236</b>	<b>90.1</b>
<b>Opponents</b>	<b>577</b>	<b>345</b>	<b>4302</b>	<b>59.8</b>	<b>7.46</b>	<b>24</b>	<b>4.2</b>	<b>21</b>	<b>3.6</b>	<b>95</b>	<b>42-278</b>	<b>81.7</b>

DATE	W/L	Score	Opponent	Attend.
9/4	W	34-7	@ Green Bay	(53,769)
9/11	W	17-10	DETROIT	(46,262)
9/18	W	22-17	@ Los Angeles Raiders	(84,870)
9/25	W	45-31	@ New York Giants	(75,617)
10/2	L	27-45	PHOENIX	(49,830)
10/9	W	33-0	@ Atlanta	(30,852)
10/16	L	21-24	SAN FRANCISCO	(65,450)
10/23	W	31-10	SEATTLE	(57,033)
10/30	W	12-10	@ New Orleans	(68,238)
11/6	L	24-30	@ Philadelphia	(65,624)
11/13	L	10-14	NEW ORLEANS	(63,305)
11/20	L	24-38	SAN DIEGO	(45,462)
11/27	L	24-35	@ Denver	(74,141)
12/5	W	23-3	CHICAGO	(65,579)
12/11	W	22-7	ATLANTA	(42,828)
12/18	W	38-16	@ San Francisco	(62,444)
<b>12/26</b>	<b>L</b>	<b>17-28</b>	<b>@ Minnesota</b>	<b>(57,666)</b>

First Downs	RAMS	Opp.
Rushing	333	289
Passing	114	100
Penalty	203	166
3rd Down Eff.	83-209-39.7%	77-226-34.1%
4th Down Eff.	4-8-50.0%	11-16-68.8%
Time of Poss.	31:09	28:51
Total Net Yards	5808	4986
Avg./Game	363.0	311.6
Total Plays	1057	1041
Avg./Play	5.5	4.8
Net Yards Rushing	2003	1686
Avg./Game	125.2	105.4
Total Rushes	507	414
Net Yards Passing	3805	3300
Avg./Game	237.8	206.3
Sacked-Yds. Lost	28-197	56-394
Gross Yards	4002	3694
Att-Comp-Int.	522-312-18	571-307-22
Comp. %	59.8	53.8
Punts/Avg.	76-39.5	93-39.9
Net Avg.	34.2	33.9
Penalties/Yards	78-587	111-937
Fumbles/ Ball Lost	28-16	36-15
Touchdowns	48	35
Rushing	16	12
Passing	31	17
Returns	1	6

Score by Periods	1	2	3	4	T
Rams	81	146	92	88	-407
Opponents	37	94	76	86	-293

Scoring	TD	Ru	Pa	Rt	PAT	FG	S	Pts
Lansford	0	0	0	0	45-48	24-32	0	117
Bell	18	16	2	0	0-0	0-0	0	108
Ellard	10	0	10	0	0-0	0-0	0	60
D. Johnson	6	0	6	0	0-0	0-0	0	36
Cox	5	0	5	0	0-0	0-0	0	30
Holohan	3	0	3	0	0-0	0-0	0	18
McGee	3	0	3	0	0-0	0-0	0	18
Delpino	2	0	2	0	0-0	0-0	0	12
Gray	1	0	0	1	0-0	0-0	0	6
Greene	0	0	0	0	0-0	0-0	2	2
<b>Rams</b>	<b>48</b>	<b>16</b>	<b>31</b>	<b>1</b>	<b>45-48</b>	<b>24-32</b>	<b>1</b>	<b>407</b>
<b>Opponents</b>	<b>35</b>	<b>12</b>	<b>17</b>	<b>6</b>	<b>35-35</b>	<b>16-23</b>	<b>0</b>	<b>293</b>

**Sacks** - Greene 16.5-112.5, Jeter 11.5-85.0, Wilcher 7.5-63.0, Owens 5.0-38.0, S. Miller 4.0-28.0, Strickland 4.0-25.0, Wright 2.0-11.0, Reed 1.0-7.0, Stewart 1.0-7.0, Fainrynk 1.0-6.0, Meisner 1.0-3.0, Stokes 1.0-3.0, Irvin 0.5-5.5.  
**TEAM:** 56.0-394.0; Opp. 28.0-197.0

**Usual Starters**

WR	Ellard (16)	DE	Reed (16)
LT	Pankey (16)	NT	Wright (16)
LG	Newberry (16)	DE	S. Miller (16)
C	D. Smith (16)	OLB	Wilcher (15)
RT	Love(15)	ILB	Jerue (12)
RG	Slater (12)	ILB	Ekern (16)
TE	D. Johnson (16)	OLB	Greene (14)
WR	Cox (15)	CB	Gray (16)
QB	Everett (16)	CB	Irwin (16)
FB	McGee (12)	SS	Stewart (10)
RB	Bell (13)	FS	J. Johnson (16)

Passing	Att.	Comp.	Yds.	Pct.	Yds./Att.
Everett	517	308	3964	59.6	7.67
Herrmann	5	4	38	80.0	7.60
<b>Rams</b>	<b>522</b>	<b>312</b>	<b>4002</b>	<b>59.8</b>	<b>7.67</b>
<b>Opponents</b>	<b>571</b>	<b>307</b>	<b>3694</b>	<b>53.8</b>	<b>6.47</b>

Rushing	No.	Yds.	Avg.	LG	TD
Bell	288	1212	4.2	44	16
White	88	323	3.7	13	0
Delpino	34	147	4.3	13	0
Greene	35	117	3.3	13	0
Everett	34	104	3.1	19	0
McGee	22	69	3.1	12	0
R. Brown	3	24	8.0	13	0
Ellard	1	7	7.0	7	0
Gutman	1	1	1.0	1	0
Herrmann	1	-1	-1.0	-1	0
<b>Rams</b>	<b>507</b>	<b>2003</b>	<b>4.0</b>	<b>44</b>	<b>16</b>
<b>Opponents</b>	<b>414</b>	<b>1686</b>	<b>4.1</b>	<b>46t</b>	<b>12</b>

Receiving	No.	Yds.	Avg.	LG	TD
Ellard	86	1414	16.4	68	10
Holohan	59	640	10.8	29	3
D. Johnson	42	350	8.3	23	6
Delpino	30	312	10.4	38	2
Cox	28	590	21.1	69t	5
Bell	24	124	5.2	20	2
McGee	16	117	7.3	16	2
Anderson	11	319	29.0	56	0
Green	6	57	9.5	19	0
White	6	36	6.0	18	0
Young	2	27	13.5	18	0
R. Brown	2	16	8.0	10	0
<b>Rams</b>	<b>312</b>	<b>4002</b>	<b>12.8</b>	<b>69t</b>	<b>31</b>
<b>Opponents</b>	<b>307</b>	<b>3694</b>	<b>12.0</b>	<b>59</b>	<b>17</b>

Interceptions	No.	Yds.	Avg.	LG	TD
J. Johnson	4	18	4.5	11	0
Gray	3	83	27.7	47t	1
Irvin	2	25	8.3	22	0
Stewart	2	61	30.5	43	0
Newman	2	27	13.5	27	0
Kelm	2	15	7.5	9	0
Meisner	1	20	20.0	20	0
Owens	1	11	11.0	11	0
Greene	1	10	10.0	10	0
Washington	1	7	7.0	7	0
Sutton	1	1	1.0	1	0
Jerue	1	0	0.0	0	0
Newsome	0	3	---	3	0
<b>Rams</b>	<b>22</b>	<b>281</b>	<b>12.8</b>	<b>47t</b>	<b>1</b>
<b>Opponents</b>	<b>18</b>	<b>188</b>	<b>7.7</b>	<b>34</b>	<b>1</b>

Punting	No.	Yds.	Avg.	TB	In20	LG	Bkls.
Hatchner	36	1424	39.6	1	13	54	0
Camarillo	40	1579	39.5	2	11	57	0
<b>Rams</b>	<b>76</b>	<b>3003</b>	<b>39.5</b>	<b>3</b>	<b>24</b>	<b>57</b>	<b>0</b>
<b>Opponents</b>	<b>93</b>	<b>3714</b>	<b>39.9</b>	<b>12</b>	<b>21</b>	<b>61</b>	<b>1</b>

Punt Returns	No.	FC	Yds.	Avg.	LG	TD
Hicks	25	0	144	5.8	13	0
Ellard	17	3	119	7.0	34	0
Sutton	3	6	52	17.3	46	0
J. Johnson	2	1	4	2.0	4	0
Gray	1	0	1	1.0	1	0
Irvin	1	1	2	2.0	2	0
<b>Rams</b>	<b>49</b>	<b>11</b>	<b>322</b>	<b>6.6</b>	<b>46</b>	<b>0</b>
<b>Opponents</b>	<b>43</b>	<b>21</b>	<b>347</b>	<b>8.1</b>	<b>30</b>	<b>0</b>

Kickoff Returns	No.	Yds.	Avg.	LG	TD
R. Brown	19	401	21.1	73	0
Green	17	345	20.3	44	0
Delpino	14	333	23.8	38	0
McDonald	3	34	11.3	22	0
Sutton	2	41	20.5	25	0
White	2	37	18.5	23	0
McGee	1	0	0.0	0	0
Stewart	1	0	0.0	0	0
<b>Rams</b>	<b>59</b>	<b>1191</b>	<b>20.2</b>	<b>73</b>	<b>0</b>
<b>Opponents</b>	<b>81</b>	<b>1563</b>	<b>19.3</b>	<b>93t</b>	<b>1</b>

Field Goals	1-19	20-29	30-39	40-49	50+	T
Lansford	1-1	9-12	8-10	6-8	0-1	24-32
<b>Rams</b>	<b>1-1</b>	<b>9-12</b>	<b>8-10</b>	<b>6-8</b>	<b>0-1</b>	<b>24-32</b>
<b>Opponents</b>	<b>0-0</b>	<b>3-3</b>	<b>7-10</b>	<b>4-7</b>	<b>2-3</b>	<b>16-23</b>

**Lansford** (52M, 33, 29), (46), (37, 46), (31M, 41), (25M), (40, 25), (0), (39, 43M), (37, 27M, 18, 47, 30), (22, 44M), (23), (20), (23, 28M, 34M), (25, 27, 22), (35, 36, 32), (49), **Opponents** (1), (30), (30M, 49M, 29), (34), (43, 51), (0), (40, 47M), (33M, 33), (33), (23, 50, 40), (52M), (38), (46M), (39), (34M), (23, 46, 36).

TD	TD%	Int.	Int%	LG	Sack-Lost	Rating
31	6.0	18	3.5	69t	28-197	89.2
0	0.0	0	0.0	15	0-0	98.3
<b>31</b>	<b>5.9</b>	<b>18</b>	<b>3.4</b>	<b>69t</b>	<b>28-197</b>	<b>89.3</b>
<b>17</b>	<b>3.0</b>	<b>22</b>	<b>3.9</b>	<b>59</b>	<b>56-394</b>	<b>67.7</b>



DATE	W/L	Score	Opponent	Attend.
9/13	L	16-20	@ Houston	(33,186)
9/20	L	16-21	MINNESOTA	(63,567)
10/4	L	10-37	@ New Orleans	(29,745)
10/11	W	31-21	PITTSBURGH	(20,218)
10/18	L	20-24	@ Atlanta	(15,813)
10/26	L	17-30	@ Cleveland	(76,933)
11/1	L	10-31	SAN FRANCISCO	(55,328)
11/8	L	14-31	NEW ORLEANS	(43,379)
11/15	W	27-24	@ St. Louis	(27,730)
11/23	W	30-26	@ Washington	(53,614)
11/29	W	35-3	TAMPA BAY	(45,188)
12/6	W	37-16	@ Detroit	(33,412)
12/13	W	33-0	ATLANTA	(43,310)
12/21	L	21-29	DALLAS	(60,700)
12/27	L	0-48	@ San Francisco	(57,950)

First Downs		RUSHING		PASSING		PENALTY	
Rushing	276	118	95	136	162	22	22
Passing	136	162	162	22	22	22	22
Penalty	22	22	22	22	22	22	22
3rd Down Eff.	75-204	36.7%	77-203	37.9%			
4th Down Eff.	4-17	23.5%	3-8	37.5%			
<b>Time of Poss.</b>	<b>Avg.</b>	<b>Yds.</b>	<b>Per Game</b>	<b>Avg.</b>	<b>Yds.</b>	<b>Per Game</b>	<b>Avg.</b>
Total Net Yards	4651	5121	419	310.1	341.4	5.6	5.1
Total Plays	957	961	961	4.9	5.3	1732	115.5
Avg./Play	4.9	5.3	5.3	2097	1732	115.5	115.5
<b>Net Yards Rushing</b>	<b>Avg./Game</b>	<b>Yds.</b>	<b>Per Game</b>	<b>Avg./Game</b>	<b>Yds.</b>	<b>Per Game</b>	<b>Per Game</b>
Total Rushes	512	419	419	2554	3389	225.9	225.9
<b>Net Yards Passing</b>	<b>Avg./Game</b>	<b>Yds.</b>	<b>Per Game</b>	<b>Avg./Game</b>	<b>Yds.</b>	<b>Per Game</b>	<b>Per Game</b>
Total Passes	170.3	225.9	225.9	25.196	38-304	3693	3693
Sacked-Yds. Lost	25-196	38-304	3693	420-220-18	504-281-16	51.8	51.8
Att-Comp-Int	420-220-18	504-281-16	51.8	51.8	51.8	51.8	51.8
Comp. %	77-40.8	83-37.3	83-37.3	35.6	33.2	33.2	33.2
Net Avg.	35.6	33.2	33.2	91-677	100-888	26-15	28-11
Penalties/Yards	91-677	100-888	26-15	38	43	8	31
Fumbles/Ball Lost	26-15	28-11	38	15	8	15	31
Touchdowns	38	43	8	16	31	7	4
Rushing	15	8	15	16	31	7	4
Passing	16	31	7	7	4		
Returns	7	4					

Score by Periods	1	2	3	4	T
Rams	77	92	88	6	-317
Opponents	79	132	57	93	-361

Scoring	TD	Ru	Pa	Rt	PAT	FG	S	Pts
Lansford	0	0	0	0	36-38	17-21	0	87
White	11	0	0	0	0-0	0-0	0	66
Ro. Brown	3	0	2	1	0-0	0-0	0	18
Ellard	2	0	2	0	0-0	0-0	0	18
D. Johnson	2	0	2	0	0-0	0-0	0	12
Francis	2	0	2	0	0-0	0-0	0	12
Irvin	1	0	0	1	0-0	0-0	0	6
Gray	1	0	0	1	0-0	0-0	0	6
Guman	1	1	0	0	0-0	0-0	0	6
Greene	1	0	1	0	0-0	0-0	0	6
Bell	1	0	1	0	0-0	0-0	0	6
Wilcher	1	0	0	1	0-0	0-0	0	6
Young	1	0	1	0	0-0	0-0	0	6
Everett	1	1	0	0	0-0	0-0	0	6
McGee	1	1	0	0	0-0	0-0	0	6
House	1	0	1	0	0-0	0-0	0	6
J. Johnson	1	0	0	1	0-0	0-0	0	6
Stewart	0	0	0	0	0-0	2-2	0	6
Others	6	1	4	1	0-0	0-0	0	36
<b>Rams</b>	<b>38</b>	<b>15</b>	<b>16</b>	<b>7</b>	<b>36-38</b>	<b>17-21</b>	<b>1</b>	<b>317</b>
<b>Opponents</b>	<b>43</b>	<b>7</b>	<b>26</b>	<b>3</b>	<b>40-43</b>	<b>21-24</b>	<b>0</b>	<b>361</b>

**Sacks** - Jeter 7.0-62.0, Greene 6.5-53.0, S. Miller 6.0-41.0, Wilcher 5.0-39.0, Meisner 3.0-19.0, Reed 2.0-16.0, Wright 2.0-16.0, Cromwell 1.0-27.0, Borland 1.0-15.0, Collins 1.0-10.0, Edwards 1.0-1.0, Owens 1.0-1.0, Stokes 0.5-4.0. TEAM: 38.0-30.0; Opp. 25.0-196.0.

**Usual Starters**

WR	Ellard (12)	DE	Reed (12)
LT	Pankey (12)	NT	Meisner (15)
LG	Newberry (12)	DE	Doss (9)
RT	Smith (12)	OLB	Wilcher (12)
RG	Harran (8)	ILB	Collins (15)
RC	Slater (12)	ILB	Ekern (11)
TE	Hill (12)	OLB	Owens (12)
WR	Ro. Brown (9)	CB	Gray (12)
QB	Everett (11)	CB	Irvin (9)
FB	Guman (7)	SS	Newsome (8)
RB	White (12)	FS	Cromwell (8)

Rushing	No.	Yds.	Avg.	LG	TD
White	324	1374	4.2	58	11
Dickerson	60	277	4.6	57	0
Francis	39	198	5.0	53	1
Guman	36	98	2.7	7	1
Everett	18	83	4.6	16	1
Tyrell	11	44	4.0	13	0
Bell	8	26	3.2	7	0
Ro. Brown	2	12	6.0	11	0
Evans	2	10	5.0	5	0
McGee	3	6	2.0	2	1
A. Williams	2	6	3.0	2	0
Quaries	1	4	4.0	8	0
Ellard	1	4	4.0	4	0
Bryant	1	2	2.0	2	0
Dils	1	-4	-0.6	5	0
<b>Rams</b>	<b>512</b>	<b>2097</b>	<b>4.1</b>	<b>58</b>	<b>15</b>
<b>Opponents</b>	<b>419</b>	<b>1732</b>	<b>4.1</b>	<b>46</b>	<b>18</b>

Receiving	No.	Yds.	Avg.	LG	TD
Ellard	51	799	15.7	81	3
Ro. Brown	26	521	20.0	52	2
White	23	421	18.3	40	0
Guman	22	263	12.0	33	0
D. Johnson	21	198	9.4	20	2
Hill	11	105	9.5	24	0
Mobley	8	117	14.6	40	2
Francis	8	38	4.8	7	2
McGee	7	40	5.7	12	0
Moore	6	107	17.8	26	1
House	6	63	10.5	15	1
Young	6	59	9.8	16	0
Bell	5	59	11.8	32	1
Dickerson	5	38	7.6	13	0
Young	4	56	14.0	26	1
McDonald	4	35	8.8	13	2
P. Smith	3	95	31.7	51	0
Baty	3	37	12.3	20	0
Henry	3	13	4.3	13	0
<b>Rams</b>	<b>220</b>	<b>2750</b>	<b>12.5</b>	<b>81</b>	<b>16</b>
<b>Opponents</b>	<b>281</b>	<b>3693</b>	<b>13.1</b>	<b>82</b>	<b>31</b>

Interceptions	No.	Yds.	Avg.	LG	TD
Irvin	2	47	23.5	47	2
Gray	2	35	17.5	19	0
Cromwell	2	28	14.0	28	0
H. Johnson	1	49	49.0	49	0
Jackson	1	36	36.0	36	0
Williamson	1	28	28.0	28	0
Owens	1	26	26.0	26	0
Greene	1	25	25.0	25	1
Wilcher	1	11	11.0	11	0
Hicks	1	9	9.0	9	0
Ekern	1	7	7.0	7	0
Sutton	1	4	4.0	4	0
J. Johnson	1	0	0.0	0	0
<b>Rams</b>	<b>16</b>	<b>305</b>	<b>19.1</b>	<b>49</b>	<b>2</b>
<b>Opponents</b>	<b>18</b>	<b>226</b>	<b>12.6</b>	<b>68</b>	<b>1</b>

Punting	No.	Yds.	Avg.	TB	In20	LG	Bk.
Hatcher	76	3140	41.3	4	19	62	2
<b>Rams</b>	<b>76</b>	<b>3140</b>	<b>40.8</b>	<b>4</b>	<b>19</b>	<b>62</b>	<b>2</b>
<b>Opponents</b>	<b>83</b>	<b>3097</b>	<b>37.3</b>	<b>5</b>	<b>21</b>	<b>56</b>	<b>4</b>

Punt Returns	No.	FC	Yds.	Avg.	LG	TD
Ellard	15	6	107	7.1	29	0
Hicks	13	1	110	8.5	26	0
Rutledge	2	0	5	2.5	5	0
P. Smith	2	0	5	2.5	5	0
Mobley	1	0	12	12.0	12	0
J. Johnson	1	0	5	5.0	5	0
Irvin	1	0	0	0.0	0	0
Sutton	0	0	0	0.0	0	0
S. Johnson	4	1	4	-1.0	5	0
<b>Rams</b>	<b>40</b>	<b>10</b>	<b>245</b>	<b>6.1</b>	<b>29</b>	<b>0</b>
<b>Opponents</b>	<b>43</b>	<b>10</b>	<b>317</b>	<b>7.4</b>	<b>48</b>	<b>0</b>

Kickoff Returns	No.	Yds.	Avg.	LG	TD
Ro. Brown	27	581	21.5	95	1
Tiumalu	8	158	19.8	25	0
Tyrell	6	116	19.3	30	0
J. Johnson	2	110	55.0	25	0
White	3	73	24.3	25	0
Sutton	2	37	18.5	19	0
McDonald	3	31	10.3	15	0
Guman	2	18	9.0	12	0
R. Brown	1	15	15.0	15	0
Cox	1	12	12.0	12	0
Ellard	1	8	8.0	8	0
<b>Rams</b>	<b>63</b>	<b>1282</b>	<b>20.3</b>	<b>95</b>	<b>1</b>
<b>Opponents</b>	<b>57</b>	<b>1112</b>	<b>19.5</b>	<b>71</b>	<b>0</b>

Field Goals	1-19	20-29	30-39	40-49	50+	T
Lansford	1-1	6-6	3-4	7-9	0-1	17-21
<b>Rams</b>	<b>1-1</b>	<b>6-6</b>	<b>3-4</b>	<b>7-9</b>	<b>0-1</b>	<b>17-21</b>
<b>Opponents</b>	<b>1-1</b>	<b>6-6</b>	<b>6-7</b>	<b>7-9</b>	<b>1-1</b>	<b>21-24</b>

**Lansford** (28, 44, 47), (27), (37), (50M), (39), (40, 40), (27), (22), (1), (28, 20), (37), (33B), (36, 47, 48), (18, 41M), (47), (0), (27), (32M), (35), (23, 48, 41, 47M), (0), (32), (44), (22, 29), (33), (53, 36, 39, 44M), (1), (24, 42, 44, 47, 37), (0)

Passing	Att.	Comp.	Yds.	Pct.	Yds./Att.	TD	TD%	Int	Int%	LG	Sack-Lost	Rating
Everett	302	162	2064	53.6	6.83	10	3.3	13	4.3	81T	17-139	68.4
Dils	114	56	646	49.1	5.67	5	4.4	4	3.5	51	7-51	66.6
Millen	1	0	100.0	0.0	0.00	0	0.0	0				

DATE	W/L	Score	Opponent	Attend.
9/7	W	16-10	@ St. Louis	(40,347)
9/14	W	16-13	SAN FRANCISCO	(65,195)
9/21	W	24-7	@ Indianapolis	(59,012)
9/28	L	20-34	@ Philadelphia	(65,646)
10/5	W	26-20	TAMPA BAY, OT	(50,585)
10/12	L	14-26	@ Atlanta	(51,662)
10/19	W	14-10	DETROIT	(50,992)
10/26	W	14-7	ATLANTA	(56,993)
11/3	W	20-17	@ Chicago	(64,877)
11/9	L	0-6	@ New Orleans	(62,352)
11/16	L	28-30	NEW ENGLAND	(64,339)
11/23	W	26-13	NEW ORLEANS	(58,600)
11/30	W	17-3	@ New York Jets	(76,891)
12/7	W	29-10	DALLAS	(64,949)
12/14	L	31-37	MIAMI, OT	(62,629)
12/19	L	14-24	@ San Francisco	(60,366)
12/28	L	7-19	@ Washington	(54,180)

	RAMS	OPP.
First Downs	269	272
Rushing	139	93
Passing	105	169
Penalty	25	10
3rd Down Eff.	74-222 33%	70-226 30.9%
4th Down Eff.	3-8 37.5%	8-17 47.1%
Total Net Yards	4653	4871
Avg./Game	290.8	304.4
Total Plays	1008	1038
Avg./Play	4.6	4.7
Net Yards Rushing	2457	1681
Avg./Game	153.6	105.1
Total Rushes	578	460
Net Yards Passing	2196	3190
Avg./Game	137.3	199.4
Sacked-Yds. Lost	27-184	39-292
Gross Yards	3880	3482
Att-Comp-Int.	403-194-15	539-313-28
Comp. %	48.1	58.1
Punts/Avg.	98-38.2	96-41.4
Net Avg.	32.9	36.2
Penalties/Yards	84-603	92-804
Fumbles/Ball Lost	39-22	25-15
Touchdowns	37	28
Rushing	16	9
Passing	15	17
Returns	6	2

Score by Periods	1	2	3	4	OT	T
Rams	59	98	72	74	6	-309
Opponents	46	87	72	56	6	-267

Scoring	TD	Ru	Pa	Rt	PAT	FG	S	Pts
Lansford	0	0	0	0	34-35	17-24	0	85
Dickerson	11	1	0	0	0-0	0-0	0	66
Redden	4	1	0	0	0-0	0-0	0	30
Ellard	4	0	4	0	0-0	0-0	0	24
Brown	3	0	3	0	0-0	0-0	0	18
Young	3	0	3	0	0-0	0-0	0	18
Irvin	3	0	0	3	0-0	0-0	0	18
House	2	0	2	0	0-0	0-0	0	12
Cromwell	1	0	0	1	0-0	0-0	0	6
Duckworth	1	0	1	0	0-0	0-0	0	6
Everett	1	0	1	0	0-0	0-0	0	6
Hill	1	0	1	0	0-0	0-0	0	6
Jerue	1	0	0	1	0-0	0-0	0	6
Newberry	1	0	0	1	0-0	0-0	0	6
Jeter	0	0	0	0	0-0	0-0	1	2
Rams	37	16	15	6	34-36	17-24	1	309
Opponents	28	9	17	2	27-27	24-31	0	267

Sacks - Jeter 8.0-78.5, Greene 7.0-45.0 Reed 6.5-45.5, Wilcher 5.5-49.5, S.Miller 5.0-29.0 Owens 4.0-23.0, Meisner 2.0-12.0, Ekern 1.0-9.0. TEAM: 39.0-292.0; Opp. 27.0-184.0.

Usual Starters

WR	Ellard (8)	DE	Reed (10)
LT	Pankey (16)	NT	S. Miller (16)
LG	Newberry (14)	DE	Doss (16)
C	D. Smith (16)	OLB	Wilcher (16)
RG	Harrah (16)	ILB	Jerue (16)
RT	Slater (16)	ILB	Ekern (13)
TE	Hill (15)	OLB	Owens (16)
WR	Ro. Brown (12)	CB	Gray (16)
QB	Bartkowski (6),	CB	Irvin (15)
	Dils (5), Everett (5)	SS	Cromwell (16)
FB	Redden (13)	FS	Newsome (16)
RB	Dickerson (16)		

Rushing	No.	Yds.	Avg.	LG	TD
Dickerson	404	1821	4.5	42t	11
Redden	110	487	4.2	41t	4
White	22	126	5.7	19	0
Everett	16	46	2.9	14	1
Brown	4	5	1.3	11	0
Dils	10	5	0.5	5	0
Carpenter	2	3	1.5	3	0
Bartkowski	6	3	0.5	7	0
Guman	2	2	1.0	3	0
Hunter	1	-6	-6.0	-6	0
Ellard	1	-15	-15.0	-15	0
Rams	578	2457	4.3	42t	16
Opponents	460	1681	3.7	59t	9

Receiving	No.	Yds.	Avg.	LG	TD
Ellard	34	447	13.1	34	4
Redden	28	217	7.8	24	1
Dickerson	26	205	7.9	28	0
Brown	25	396	15.8	65t	3
Hunter	15	206	13.7	42	0
Young	15	181	12.1	21	3
Hill	14	202	14.4	33	1
Duckworth	9	141	15.7	32	1
Guman	9	68	7.6	13	0
House	7	178	25.4	60t	2
Scott	5	76	15.2	21	0
Long	5	47	9.4	13	0
Tyrell	1	9	9.0	9	0
White	1	7	7.0	7	0
Rams	194	3480	12.3	65t	17
Opponents	313	2382	11.1	69t	15

Interceptions	No.	Yds.	Avg.	LG	TD
Gray	8	101	12.6	28	0
Irvin	6	150	25.0	50t	1
Cromwell	5	101	20.2	80t	1
Newsome	3	45	15.0	34	0
Sutton	2	23	11.5	20	0
Jerue	2	25	11.5	22t	1
J. Johnson	1	13	13.0	13	0
Wilcher	1	0	0.0	0	0
Rams	28	458	16.4	80t	3
Opponents	15	128	8.5	34	0

Punting	No.	Yds.	Avg.	TB	In20	LG	Bk.
Hatcher	98	3740	38.6	5	26	57	1
Rams	98	3740	38.6	5	26	57	1
Opponents	96	3975	41.4	7	26	59	0

Punt Returns	No.	FC	Yds.	Avg.	LG	TD
Ellard	14	10	127	9.1	20	0
Sutton	28	5	234	8.4	32	0
J. Johnson	0	7	0	0.0	0	0
Rams	42	22	361	8.6	32	0
Opponents	47	30	416	8.9	32	0

Kickoff Returns	No.	Yds.	Avg.	LG	TD
Brown	36	794	22.1	55	0
White	12	216	18.0	28	0
Sutton	5	91	18.2	22	0
Guman	2	28	14.0	16	0
Carpenter	2	19	9.5	11	0
Ellard	1	18	18.0	18	0
Love	1	-6	-6.0	-6	0
Rams	59	1160	19.7	55	0
Opponents	64	1282	20.0	84	0

Field Goals	1-19	20-29	30-39	40-49	50+	T
Lansford	1-1	5-6	6-9	4-6	1-2	17-24
Rams	1-1	5-6	6-9	4-6	1-2	17-24
Opponents	3-3	8-8	5-6	8-13	0-1	24-31

Lansford (26), (24, 38M, 32, 18), (46), (1), (34, 40), (47M, 33B), (1), (1), (26, 50), (37M), (42M), (32, 47, 29, 44), (38, 29M, 50M), (37, 27), (32), (1)  
Opponents (28, 48M), (44B, 46, 29, 49M), (60M), (22, 41), (26, 37), (23, 32, 49, 41), (49M, 47), (32M), (30), (20, 22), (42, 45, 19), (33, 18), (25), (48), (18), (30, 42B)

Passing	Att.	Comp.	Yds.	Pct.	Yds./Att.	TD	TD%	Int.	Int%	LG	Sack-Lost	Rating
Everett	147	73	1018	49.7	6.93	8	5.4	8	5.4	60t	8-50	67.8
Dils	129	59	693	45.7	5.37	4	3.1	4	3.1	65t	7-44	60.0
Bartkowski	126	61	658	48.4	5.19	2	1.6	2	1.6	42	11-84	59.4
Dickerson	1	1	15	100.0	15.00	1	100.0	0	0.0	15t	0-0	158.3
House	0	0	0	0.0	0.00	0	0.0	0	0.0	0	1-6	0.0
Rams	403	194	2380	48.1	5.10	15	3.7	15	3.7	65t	27-184	63.7
Opponents	539	313	3482	58.1	5.52	17	3.2	18	5.2	69t	39-292	66.3

DATE	W/L	Score	Opponent.....	Attend.
9/8	W	20-16	DENVER.....	(52,522)
9/15	W	17-6	@ Philadelphia.....	(60,920)
9/23	W	35-24	@ Seattle.....	(63,292)
9/29	W	17-6	ATLANTA.....	(49,870)
10/6	W	13-10	MINNESOTA.....	(59,269)
10/13	W	31-27	@ Tampa Bay.....	(39,607)
10/20	W	16-0	@ Kansas City.....	(64,474)
10/27	L	14-28	SAN FRANCISCO.....	(65,939)
11/3	W	28-10	NEW ORLEANS.....	(49,030)
11/10	L	19-24	@ New York Giants.....	(74,663)
11/17	L	14-30	@ Atlanta.....	(29,960)
11/24	W	34-17	GREEN BAY.....	(52,710)
12/1	L	3-29	@ New Orleans.....	(44,122)
12/9	W	27-20	@ San Francisco.....	(60,581)
12/15	W	46-14	ST. LOUIS.....	(52,052)
12/23	L	6-16	LOS ANGELES RAIDERS.....	(66,676)
1/4	W	20-0	DALLAS.....	(66,351)
1/12	L	0-24	@ Chicago.....	(63,522)

	RAMS	OPP.
First Downs.....	258	281
Rushing.....	115	104
Passing.....	131	155
Penalty.....	12	22
3rd Down Eff.....	69-205-33.8%	86-236-36.2%
4th Down Eff.....	7-13-53.8%	12-19-63.2%
Total Net Yards.....	4520	4648
Avg./Game.....	282.5	290.5
Total Plays.....	963	1048
Avg./Play.....	4.7	4.4
Net Yards Rushing.....	2057	1586
Avg./Game.....	128.6	99.1
Total Rushes.....	503	444
Net Yards Passing.....	2463	3062
Avg./Game.....	153.9	191.4
Sacked-Yds. Lost.....	57-409	56-421
Gross Yards.....	2872	3483
Att-Comp-Int.....	403-234-14	548-296-29
Comp. %.....	58.1	54.0
Punts/Avg.....	88-42.7	89-42.0
Net Avg.....	38.0	34.6
Penalties/Yards.....	97-730	72-529
Fumbles/ Ball Lost.....	35-21	30-17
Touchdowns.....	39	30
Rushing.....	15	19
Passing.....	16	2
Returns.....	8	2

Score by Periods	1	2	3	4	T
Rams.....	54	102	82	102	- 340
Opponents.....	47	99	53	78	8 - 277

Scoring	TD	Ru	Pa	Rt	PAT	FG	S	Pts
Lansford.....	0	0	0	0	38-39	22-29	0	104
Dickerson.....	12	12	0	0	0-0	0-0	0	72
Ellard.....	6	0	5	1	0-0	0-0	0	36
Brown.....	6	0	3	3	0-0	0-0	0	36
Hunter.....	4	0	0	0	0-0	0-0	0	24
White.....	3	3	0	0	0-0	0-0	0	18
Duckworth.....	3	0	3	0	0-0	0-0	0	18
D. Hill.....	1	0	1	0	0-0	0-0	0	6
Irvin.....	1	0	0	1	0-0	0-0	0	6
Ekern.....	1	0	0	1	0-0	0-0	0	6
Johnson.....	1	0	0	1	0-0	0-0	0	6
Green.....	1	0	0	1	0-0	0-0	0	6
Doss.....	0	0	0	0	0-0	0-0	1	2
Rams.....	39	15	16	8	38-39	22-29	1	340
Opponents.....	30	9	19	2	28-30	23-29	0	277

Sacks - Wilcher 12.0-104.0, Jeter 12.0-96.0, Owens 9.0-62.0, Reed 6.5-47.0, Miller 5.0-39.0, Doss 3.0-19.0, Harrison 3.0-18.0, Collins 2.0-14.0, Newsome 1.0-10.0, Green 1.0-5.0, Cromwell 1.0-2.0, DeJurnett 0.5-3.0. TEAM: 56-419.0; Opp. 27.0-184.0.

**Usual Starters**

WR	Ellard (16)	DE	Reed (16)
LT	Pankey (12)	NT	DeJurnett (14)
LG	K. Hill (16)	DE	Doss (16)
C	D. Smith (16)	OLB	Andrews (11)
RG	Harrah (16)	ILB	Collins (16)
RT	Slater (16)	ILB	Ekern (16)
TE	D. Hill (16)	OLB	Owens (15)
WR	Brown (9)	CB	Green (16)
QB	Brock (15)	CB	Irvin (16)
RB	Carpenter (8)	SS	Cromwell (16)
FB	Dickerson (14)	FS	J. Johnson (15)

Rushing	No.	Yds.	Avg.	LG	TD
Dickerson.....	292	1234	4.2	43	12
Redden.....	87	380	4.4	41	0
White.....	70	310	4.4	32	3
Cain.....	11	46	4.2	9	0
Brock.....	20	38	1.9	13	0
Guman.....	11	32	2.9	6	0
Brown.....	2	13	6.5	9	0
Ellard.....	3	8	2.7	16	0
Kemp.....	5	0	0.0	3	0
Dils.....	2	-4	-2.0	2	0
Rams.....	503	2057	4.1	43	15
Opponents.....	444	1586	3.6	36	9

Receiving	No.	Yds.	Avg.	LG	TD
Ellard.....	54	811	15.0	64t	5
Hunter.....	50	562	11.2	47t	4
D. Hill.....	29	271	9.3	37	1
Duckworth.....	25	422	16.9	42	3
Dickerson.....	20	126	6.3	33	0
Redden.....	16	162	10.1	32	0
Brown.....	14	215	15.4	43t	3
Young.....	14	157	11.2	23	0
Cain.....	5	24	4.8	13	0
Guman.....	3	23	7.7	11	0
McDonald.....	2	58	29.0	35	0
Barber.....	1	29	29.0	29	0
White.....	1	12	12.0	12	0
Rams.....	234	2872	12.3	64t	16
Opponents.....	296	3483	11.8	73	19

Interceptions	No.	Yds.	Avg.	LG	TD
Green.....	6	84	14.0	41t	1
Irvin.....	6	83	13.8	34t	1
J. Johnson.....	5	96	19.2	46	1
Newsome.....	3	20	6.7	20	0
Ekern.....	2	55	27.5	33t	1
Fox.....	2	8	4.0	8	0
Collins.....	2	8	4.0	4	0
Cromwell.....	2	2	1.0	5	0
Wilcher.....	1	0	0.0	0	0
Rams.....	29	359	12.4	46	4
Opponents.....	14	138	9.9	30	1

Punting	No.	Yds.	Avg.	TB	In20	LG	Bk.
Hatcher.....	87	3761	43.2	6	32	67	1
Rams.....	87	3761	43.2	6	32	67	1
Opponents.....	89	3738	42.0	8	23	61	0

Punt Returns	No.	FC	Yds.	Avg.	LG	TD
Ellard.....	37	9	501	13.5	80t	2
J. Johnson.....	0	7	0	0.0	2	0
White.....	1	0	0	0.0	0	0
Rams.....	38	16	501	13.2	80t	1
Opponents.....	43	22	297	6.9	23	0

Kickoff Returns	No.	Yds.	Avg.	LG	TD
Brown.....	28	918	32.8	98t	3
White.....	17	300	17.6	32	0
Cain.....	6	115	19.2	28	0
Guman.....	2	30	15.0	17	0
Slaton.....	1	18	18.0	18	0
S. Miller.....	1	10	10.0	10	0
Cromwell.....	1	3	3.0	3	0
Rams.....	56	1394	24.9	98t	3
Opponents.....	66	1253	19.0	62	0

Field Goals	1-19	20-29	30-39	40-49	50+	T
Lansford.....	0-0	5-5	9-12	6-8	2-4	22-29
Rams.....	0-0	5-5	9-12	6-8	2-4	22-20
Opponents.....	0-0	7-8	6-7	7-9	3-5	23-29

Lansford (37, 33), (33, 45M, 31M), (), (52), (43,33), (27), (33,37,30), (51M), (), (31, 40, 26, 25), (), (40M, 43, 31M, 32), (41), (25, 29), (32M, 46), (50M, 52, 40)  
Opponents (24), (50, 45, 53M), (26), (44, 47), (28M, 24), (34, 49), (50M), (41M, 31M), (51), (40), (39, 38, 27), (38), (47, 42, 35, 27, 35), (), (), (49M, 27, 51, 29)

Passing	Att.	Comp.	Yds.	Pct.	Yds./Att.	TD	TD%	Int.	Int%	LG	Sack-Lost	Rating
Brock.....	365	218	2658	59.7	7.28	16	4.4	13	3.6	64t	51-351	82.0
Kemp.....	38	16	214	42.1	5.63	0	0.0	1	2.6	35t	6-58	49.7
Rams.....	403	234	2872	58.1	5.35	16	4.0	14	3.5	64t	57-409	78.9
Opponents.....	548	296	3483	54.0	5.07	19	3.5	29	5.3	73	56-421	63.1

DATE	W/L	Score	Opponent.....	Attend.
9/3	L	13-20	DALLAS .....	(65,403)
9/9	W	20-17	CLEVELAND .....	(43,043)
9/16	L	14-24	@ Pittsburgh.....	(58,104)
9/23	W	24-14	@ Cincinnati .....	(45,406)
9/30	W	33-12	NEW YORK GIANTS.....	(53,417)
10/7	L	28-30	ATLANTA .....	(47,832)
10/14	W	28-10	@ New Orleans.....	(63,161)
10/22	W	24-10	@ Atlanta .....	(52,861)
10/28	L	0-33	SAN FRANCISCO .....	(65,481)
11/4	W	16-13	@ St. Louis.....	(50,950)
11/11	W	29-13	CHICAGO.....	(62,021)
11/18	L	6-31	@ Green Bay .....	(52,031)
11/25	W	34-33	@ Tampa Bay .....	(42,242)
12/2	W	34-21	NEW ORLEANS .....	(49,348)
12/9	W	27-16	HOUSTON .....	(49,092)
12/16	L	16-19	@ San Francisco .....	(59,743)
<b>12/23</b>	<b>L</b>	<b>13-16</b>	<b>NEW YORK GIANTS ....</b>	<b>(67,037)</b>

	RAMS	OPP.
<b>First Downs</b> .....	258	309
Rushing .....	140	108
Passing .....	100	179
Penalty .....	18	22
3rd Down Eff. ....	65-195-33.3%	88-225-39.1%
4th Down Eff. ....	1-8-12.5%	12-22-54.5%
<b>Total Net Yards</b> .....	5,006	5,266
Avg./Game.....	312.9	329.1
Total Plays.....	931	1058
Avg./Play.....	5.4	5.0
<b>Net Yards Rushing</b> .....	2,864	1,600
Avg./Game.....	179.0	100.0
Total Rushes.....	541	449
<b>Net Yards Passing</b> .....	2,142	3,666
Avg./Game.....	133.9	229.1
Sacked-Yds. Lost.....	32-240	43-298
Gross Yards .....	2,382	3,964
Att-Comp-Int.....	358-176-17	566-346-17
Comp. % .....	49.2	61.1
<b>Punts/Avg.</b> .....	74-38.7	71-41.5
Net Avg. ....	33.6	32.1
<b>Penalties/Yards</b> .....	93-830	115-871
<b>Fumbles/Ball Lost</b> .....	31-18	42-22
<b>Touchdowns</b> .....	38	36
Rushing .....	16	15
Passing .....	16	18
Returns.....	6	3

Score by Periods	1	2	3	4	T
Rams.....	67	118	77	84	-346
Opponents.....	55	110	57	94	-316

Scoring	TD	Ru	Pa	Rt	PAT	FG	S	Pts
Lansford .....	0	0	0	0	37-38	25-33	0	112
Dickerson .....	14	14	0	0	0-0	0-0	0	84
Ellard .....	8	0	6	2	0-0	0-0	0	48
Brown .....	4	0	4	0	0-0	0-0	0	24
Dr. Hill .....	4	0	0	0	0-0	0-0	0	24
Crutchfield .....	2	1	1	0	0-0	0-0	0	12
Irvin .....	2	0	0	2	0-0	0-0	0	12
Cromwell .....	1	0	0	1	0-0	0-0	0	6
Guman .....	1	0	0	1	0-0	0-0	0	6
Da. Hill .....	1	0	1	0	0-0	0-0	0	6
Kemp .....	1	0	0	0	0-0	0-0	0	6
Sully .....	0	0	0	0	0-0	0-0	1	2
Vann .....	0	0	0	0	0-0	0-0	1	2
<b>Rams.....</b>	<b>38</b>	<b>16</b>	<b>16</b>	<b>6</b>	<b>37-38</b>	<b>25-33</b>	<b>2</b>	<b>346</b>
<b>Opponents....</b>	<b>36</b>	<b>15</b>	<b>18</b>	<b>3</b>	<b>32-36</b>	<b>22-31</b>	<b>1</b>	<b>316</b>

**Sacks** - Youngblood 9.5-58.5, Andrews 6.0-58.0, Doss 6.0-42.5, Owens 3.5-19.5, DeJurnett 3.0-23.0, Meisner 2.5-14.0, Wilcher 2.0-16.0, Green 2.0-11.0, Eckern 1.0-8.0, Reed 1.0-7.0, Newsome 1.0-3.0, Harris 0.5-3.0, Collins 0.5-1.5  
**TEAM:** 38.0-265.0; Opp. 32.0-42.0

**Usual Starters**

WR	Ellard (16)	DE	Youngblood (15)
LT	Bain (16)	NT	Meisner (16)
LG	K. Hill (16)	DE	Doss (16)
C	Smith (16)	OLB	Andrews (11)
RG	Harrah (15)	ILB	Collins (16)
RT	Pankey (9)	ILB	Eckern (16)
TE	Da. Hill (16)	OLB	Owens (16)
WR	Dr. Hill (16)	CB	Green (16)
QB	Kemp (13)	CB	Irvin (16)
FB	Guman (13)	SS	E. Harris (7)
RB	Dickerson (16)	FS	J. Johnson (7)
			Cromwell (11)

Passing	Att.	Comp.	Yds.	Pct.	Yds./Att.
Kemp.....	284	143	2021	50.4	7.12
Ferragamo.....	66	29	317	43.9	4.80
Dils.....	7	4	44	57.1	6.29
Dickerson.....	1	0	0	0.0	0.00
<b>Rams.....</b>	<b>358</b>	<b>176</b>	<b>2382</b>	<b>49.2</b>	<b>6.65</b>
<b>Opponents.....</b>	<b>566</b>	<b>346</b>	<b>3964</b>	<b>61.1</b>	<b>7.00</b>

Rushing	No.	Yds.	Avg.	LG	TD
Dickerson .....	379	2105	5.6	66	14
Crutchfield .....	73	337	4.6	36	1
Redden .....	45	247	5.5	35	0
Kemp .....	34	153	4.5	23	1
Brown .....	2	25	12.5	16	0
Guman .....	1	2	2.0	2	0
Ferragamo .....	4	0	0.0	2	0
Ellard .....	3	5	1.7	5	0
<b>Rams.....</b>	<b>541</b>	<b>2864</b>	<b>5.3</b>	<b>66</b>	<b>16</b>
<b>Opponents.....</b>	<b>449</b>	<b>1600</b>	<b>3.6</b>	<b>31t</b>	<b>15</b>

Receiving	No.	Yds.	Avg.	LG	TD
Ellard .....	34	622	18.3	63t	6
Da. Hill .....	31	300	9.7	26	1
Brown .....	23	478	20.8	54	4
Dickerson .....	21	139	6.6	19	0
Guman .....	19	161	8.5	29	0
Dr. Hill .....	14	390	27.9	68	4
Grant .....	9	64	7.1	15	0
Farmer .....	7	75	10.7	23	0
Barber .....	7	42	6.0	11	0
J. McDonald.....	4	55	13.8	22	0
Redden .....	4	39	9.8	14	0
Crutchfield .....	2	11	5.5	7	1
Faulkner .....	1	6	6.0	6	0
<b>Rams.....</b>	<b>176</b>	<b>2382</b>	<b>13.5</b>	<b>68</b>	<b>16</b>
<b>Opponents.....</b>	<b>346</b>	<b>3964</b>	<b>11.5</b>	<b>64t</b>	<b>18</b>

Interceptions	No.	Yds.	Avg.	LG	TD
Irvin .....	5	166	33.2	81	2
Green .....	3	88	29.3	60	0
Cromwell .....	3	54	18.0	33t	0
Collins .....	2	43	21.5	40	0
J. Johnson.....	2	31	15.5	21	0
Newsome .....	1	31	31.0	31	0
Owens .....	1	4	-4.0	-4	0
<b>Rams.....</b>	<b>17</b>	<b>399</b>	<b>23.5</b>	<b>81t</b>	<b>3</b>
<b>Opponents.....</b>	<b>17</b>	<b>240</b>	<b>14.1</b>	<b>99t</b>	<b>2</b>

Punting	No.	Yds.	Avg.	TB	In20	LG	Bkls.
Misko .....	74	2866	38.7	9	21	58	0
<b>Rams.....</b>	<b>74</b>	<b>2866</b>	<b>38.7</b>	<b>9</b>	<b>21</b>	<b>58</b>	<b>0</b>
<b>Opponents.....</b>	<b>71</b>	<b>2949</b>	<b>41.5</b>	<b>9</b>	<b>11</b>	<b>66</b>	<b>2</b>

Punt Returns	No.	FC	Yds.	Avg.	LG	TD
Ellard .....	30	3	403	13.4	83t	2
Irvin .....	9	0	83	9.2	22	0
J. Johnson.....	1	1	3	3.0	3	0
<b>Rams.....</b>	<b>40</b>	<b>4</b>	<b>489</b>	<b>12.2</b>	<b>83t</b>	<b>2</b>
<b>Opponents.....</b>	<b>35</b>	<b>21</b>	<b>196</b>	<b>5.6</b>	<b>26</b>	<b>0</b>

Kickoff Returns	No.	Yds.	Avg.	LG	TD
Redden .....	23	530	23.0	40	0
Dr. Hill .....	26	543	20.9	40	0
Ellard .....	2	24	12.0	12	0
Irvin .....	2	33	16.5	12	0
Pleasant .....	2	48	24.0	29	0
Crutchfield .....	1	20	20.0	20	0
Guman .....	1	43	43.0	43t	1
Sully .....	1	3	3.0	3	0
<b>Rams.....</b>	<b>58</b>	<b>1244</b>	<b>21.4</b>	<b>43t</b>	<b>1</b>
<b>Opponents.....</b>	<b>74</b>	<b>1288</b>	<b>17.4</b>	<b>43</b>	<b>0</b>

Field Goals	1-19	20-29	30-39	40-49	50+	T
Lansford .....	2-2	9-9	10-13	3-7	1-2	25-33
<b>Rams.....</b>	<b>2-2</b>	<b>9-9</b>	<b>10-13</b>	<b>3-7</b>	<b>1-2</b>	<b>25-33</b>
<b>Opponents...1-1</b>	<b>6-6</b>	<b>4-6</b>	<b>7-13</b>	<b>4-5</b>	<b>22-31</b>	

**Lansford** (31,36), (37,27), (35M), (46M), (45M, 29), (33,35,38M), ( ), ( ), (48M, 18), ( ), (33, 51M, 27, 32), (21,45,29), (21, 50), (35, 27), (25, 30), (35, 19, 41M), (41, 30M, 28, 42)

**Opponents** (31, 52), (25, 46M), (37M, 41), ( ), (44M), (52, 50, 37), (47), (42M, 39, 49M), (46, 46), (49, 43, 48M), (20, 52), (21, 54M, 36M), (26, 24), ( ), (21, 42, 18), (38, 48M), (20)

TD	TD%	Int.	Int%	LG	Sack-Lost	Rating
13	4.6	7	2.5	63t	24-190	78.9
12	3.0	8	12.1	68	7-42	29.2
1	14.3	1	14.3	14	1-8	75.7
0	0.0	1	100.0	0	0-0	0.0
<b>16</b>	<b>4.5</b>	<b>17</b>	<b>4.7</b>	<b>68</b>	<b>32-240</b>	<b>65.9</b>
<b>18</b>	<b>3.2</b>	<b>17</b>	<b>3.0</b>	<b>64t</b>	<b>43-298</b>	<b>80.3</b>



DATE	W/L	Score	Opponent	Attend.
9/12	L	23-35	@ Green Bay	(53,694)
9/19	L	14-19	DETROIT	(59,470)
11/21	L	17-34	@ Atlanta	(39,686)
11/28	W	20-14	KANSAS CITY	(45,793)
12/2	L	24-30	SAN FRANCISCO	(58,574)
12/12	L	24-27	DENVER	(48,112)
12/18	L	31-37	@ Los Angeles Raiders	(56,646)
12/26	L	26-34	CHICAGO	(46,502)
1/2	W	21-20	@ San Francisco	(54,256)

RAMS		OPP.	
<b>First Downs</b> .....	163	193	75
Rushing.....	61	107	11
Passing.....	90	55-123-43.7%	2-4-50.0%
Penalty.....	12	370.3	333.3
3rd Down Eff.....	43-117-36.8%	3024	3024
4th Down Eff.....	8-10-80.0%	336.0	370.3
<b>Total Net Yards</b> .....	3024	3333	370.3
Avg./Game.....	336.0	370.3	370.3
Total Plays.....	563	606	606
Avg./Play.....	5.4	5.5	5.5
<b>Net Yards Rushing</b> .....	1025	1202	1202
Avg./Game.....	113.9	133.6	133.6
Total Rushes.....	251	307	307
<b>Net Yards Passing</b> .....	1999	2131	2131
Avg./Game.....	222.1	236.8	236.8
Sacked-Yds. Lost.....	15-137	18-159	18-159
Gross Yards.....	2136	2290	2290
Att-Comp-Int.....	297-166-14	281-175-11	281-175-11
Comp. %.....	55.9	62.3	62.3
<b>Punts/Avg.</b> .....	46-42.6	42-38.1	42-38.1
Net Avg.....	33.0	31.4	31.4
<b>Penalties/Yards</b> .....	63-550	64-531	64-531
<b>Fumbles/ Ball Lost</b> .....	23-10	15-7	15-7
<b>Touchdowns</b> .....	25	30	30
Rushing.....	13	13	13
Passing.....	11	16	16
Returns.....	1	1	1

Score by Periods	1	2	3	4	T
Rams.....	68	58	26	48	- 200
Opponents.....	34	80	41	95	- 250

Scoring	TD	Ru	Pa	Rt	PAT	FG	S	Pts
Tyler.....	13	9	4	0	0-0	0-0	0	78
Lansford.....	0	0	0	0	23-24	9-15	0	50
Guman.....	2	2	0	0	0-0	0-0	0	12
Dennard.....	2	0	2	0	0-0	0-0	0	12
Farmer.....	2	0	2	0	0-0	0-0	0	12
Barber.....	1	0	1	0	0-0	0-0	0	6
W. Miller.....	1	0	1	0	0-0	0-0	0	6
Cromwell.....	1	1	0	0	0-0	0-0	0	6
Battle.....	1	0	1	0	0-0	0-0	0	6
Ferragamo.....	1	1	0	0	0-0	0-0	0	6
Irvin.....	1	0	0	1	0-0	0-0	0	6
Team.....	0	0	0	0	0-1	0-0	0	0
<b>Rams.....</b>	<b>25</b>	<b>13</b>	<b>11</b>	<b>1</b>	<b>23-25</b>	<b>9-15</b>	<b>0</b>	<b>200</b>
<b>Opponents....</b>	<b>30</b>	<b>13</b>	<b>16</b>	<b>1</b>	<b>28-30</b>	<b>14-19</b>	<b>0</b>	<b>250</b>

**Usual Starters**

WR	Dennard (9)	DE	Ja.Youngblood (9)
LT	Pankey (9)	DT	Fanning (8)
LG	K. Hill (9)	DE	C. Jones (9)
C	D. Smith (9)	DT	Doss (8)
RG	Harrah (9)	LLB	Reilly (2)
RT	Slater (9)	MLB	Ji.Youngblood (9)
TE	Barber (9)	RLB	Andrews (9)
WR	W. Miller (9)	CB	P.Thomas (9)
QB	Ferragamo (5)	CB	L. Smith (9)
FB	Guman (9)	SS	J.Johnson (9)
RB	Tyler (9)	FS	Cromwell (9)

Rushing	No.	Yds.	Avg.	LG	TD
Tyler.....	137	564	4.1	54	9
Guman.....	69	266	3.9	15	2
J. Thomas.....	16	80	5.0	11	0
B. Jones.....	11	73	6.6	17	0
Redden.....	8	24	3.0	7	0
Cromwell.....	1	17	17.0	17	1
W. Miller.....	1	5	5.0	5	0
Ferragamo.....	4	3	0.8	2	1
Alexander.....	1	3	3.0	3	1
Battle.....	1	1	1.0	1	0
Waddy.....	2	-11	-5.5	5	0
<b>Rams.....</b>	<b>251</b>	<b>1025</b>	<b>4.1</b>	<b>54</b>	<b>13</b>
<b>Opponents.....</b>	<b>307</b>	<b>1202</b>	<b>3.9</b>	<b>32</b>	<b>13</b>

Receiving	No.	Yds.	Avg.	LG	TD
Tyler.....	38	375	9.9	40	4
Guman.....	31	310	10.0	46	0
Dennard.....	25	383	15.3	39	2
Barber.....	18	166	9.2	21	1
Farmer.....	17	344	20.2	42t	2
W. Miller.....	15	346	23.1	85t	0
J. Thomas.....	8	49	6.1	11	0
D. Hill.....	7	92	13.1	23	0
Redden.....	4	16	4.0	11	0
Battle.....	2	62	31.0	51t	1
Alexander.....	1	7	-7.0	7	0
<b>Rams.....</b>	<b>166</b>	<b>2136</b>	<b>12.8</b>	<b>85t</b>	<b>11</b>
<b>Opponents.....</b>	<b>175</b>	<b>2290</b>	<b>13.1</b>	<b>52</b>	<b>16</b>

Interceptions	No.	Yds.	Avg.	LG	TD
Perry.....	3	57	19.0	33	0
Cromwell.....	3	33	11.0	21	0
P. Thomas.....	3	0	0.0	0	0
Ekern.....	1	9	9.0	9	0
J. Johnson.....	1	7	7.0	7	0
<b>Rams.....</b>	<b>11</b>	<b>106</b>	<b>9.6</b>	<b>33</b>	<b>0</b>
<b>Opponents.....</b>	<b>14</b>	<b>98</b>	<b>7.0</b>	<b>19</b>	<b>0</b>

Punting	No.	Yds.	Avg.	TB	In20	LG	Blk.
Irvin.....	45	1961	43.6	2	10	59	1
<b>Rams.....</b>	<b>45</b>	<b>1961</b>	<b>43.6</b>	<b>2</b>	<b>10</b>	<b>59</b>	<b>1</b>
<b>Opponents.....</b>	<b>42</b>	<b>1601</b>	<b>38.1</b>	<b>2</b>	<b>12</b>	<b>56</b>	<b>0</b>

Punt Returns	No.	FC	Yds.	Avg.	LG	TD
Irvin.....	22	1	242	11.0	63t	1
<b>Rams.....</b>	<b>22</b>	<b>1</b>	<b>242</b>	<b>11.0</b>	<b>63t</b>	<b>1</b>
<b>Opponents.....</b>	<b>31</b>	<b>2</b>	<b>401</b>	<b>12.9</b>	<b>93t</b>	<b>1</b>

Kickoff Returns	No.	Yds.	Avg.	LG	TD
Redden.....	22	502	22.8	85	0
Sully.....	5	84	16.8	24	0
Alexander.....	8	139	17.4	32	0
Guman.....	8	102	12.8	24	0
D. Hill.....	2	42	21.0	24	0
<b>Rams.....</b>	<b>45</b>	<b>869</b>	<b>19.3</b>	<b>85</b>	<b>0</b>
<b>Opponents.....</b>	<b>36</b>	<b>844</b>	<b>23.4</b>	<b>45</b>	<b>0</b>

Field Goals	1-19	20-29	30-39	40-49	50+	T
Lansford.....	0-0	4-5	5-8	0-0	0-2	9-15
<b>Opponents... 1-1</b>	<b>2-3</b>	<b>5-7</b>	<b>6-6</b>	<b>0-2</b>	<b>14-19</b>	

**Lansford** (32,29,28,51M), (39M), (28, 34M), ( ), (36, 52M), (39), (36), (29,37,32,27M), ( )  
**Opponents** ( ),(45,46,30,33), (38M, 49, 29), (57M), (33,44, 38), (47, 18), (24), (41, 31, 35M), (24B)

Passing	Att.	Comp.	Yds.	Pct.	Yds./Att.	TD	TD%	Int.	Int%	LG	Sack-Lost	Rating
Ferragamo.....	209	118	1609	56.5	7.70	9	4.3	9	4.3	85t	7-65	77.7
B. Jones.....	87	48	527	55.2	6.06	2	2.3	4	4.6	51t	8-72	61.8
Guman.....	1	0	0	0.0	0.0	0	0.0	1	100.0	0	0-0	0.0
<b>Rams.....</b>	<b>297</b>	<b>166</b>	<b>2136</b>	<b>55.9</b>	<b>6.41</b>	<b>11</b>	<b>3.4</b>	<b>14</b>	<b>4.7</b>	<b>85t</b>	<b>15-137</b>	<b>71.3</b>
<b>Opponents.....</b>	<b>281</b>	<b>175</b>	<b>2290</b>	<b>62.3</b>	<b>7.03</b>	<b>16</b>	<b>5.7</b>	<b>11</b>	<b>3.9</b>	<b>52</b>	<b>18-159</b>	<b>90.6</b>

DATE	W/L	Score	Opponent	Attend.
9/6	L	20-27	HOUSTON	(63,198)
9/13	L	17-23	@ New Orleans	(62,063)
9/20	W	35-23	GREEN BAY	(61,286)
9/28	W	24-7	@ Chicago	(62,461)
10/4	W	27-16	CLEVELAND	(63,924)
10/11	W	37-35	@ Atlanta	(57,841)
10/18	L	17-29	@ Dallas	(64,649)
10/25	L	17-20	@ San Francisco	(59,190)
11/1	W	20-13	DETROIT	(61,814)
11/8	L	13-21	NEW ORLEANS	(61,068)
11/15	L	10-24	@ Cincinnati	(56,836)
11/22	L	31-33	SAN FRANCISCO	(63,456)
11/29	L	0-24	@ Pittsburgh	(51,854)
12/6	L	7-10	@ New York Giants	(59,659)
12/14	W	21-16	ATLANTA	(57,054)
12/20	L	7-30	WASHINGTON	(52,224)

First Downs	RAMS	OPP.
Rushing	305	285
Passing	134	128
Penalty	29	32
3rd Down Eff.	80-232-34.5%	77-231-32.1%
<b>Total Net Yards</b>	<b>4,793</b>	<b>5,124</b>
Avg./Game	299.6	320.3
Total Plays	1086	1067
Avg./Play	4.4	4.8
<b>Net Yards Rushing</b>	<b>2,236</b>	<b>2,397</b>
Avg./Game	139.8	149.8
Total Rushes	559	585
<b>Net Yards Passing</b>	<b>2,557</b>	<b>2,727</b>
Avg./Game	159.8	170.4
Sacked-Yds. Lost	50-451	43-330
Gross Yards	3008	3057
Att-Comp-Int.	477-235-32	439-204-17
Comp. %	49.3	46.5
Net Avg.	89-42.0	94-41.0
Net Yds./Att.	35.9	30.6
<b>Penalties/Yards</b>	<b>117-916</b>	<b>118-1008</b>
<b>Fumbles/Ball Lost</b>	<b>34-15</b>	<b>37-16</b>
<b>Touchdowns</b>	<b>36</b>	<b>39</b>
Rushing	17	19
Passing	15	17
Returns	4	3

Score by Periods	1	2	3	4	T	
Rams	51	115	49	88	77	303
Opponents	81	105	88	77	351	

Scoring	TD	Ru	Pa	Rt	PAT	FG	S	Pts
Tyler	17	12	5	0	0-0	0-0	0	102
Corral	0	0	0	0	36-36	17-26	0	87
Dennard	4	0	4	0	0-0	0-0	0	24
Guman	4	4	0	0	0-0	0-0	0	24
Irvin	3	0	0	3	0-0	0-0	0	18
D. Hill	3	0	3	0	0-0	0-0	0	18
Arnold	2	0	2	0	0-0	0-0	0	12
Bryant	1	1	0	0	0-0	0-0	0	6
J. Harris	1	0	0	1	0-0	0-0	0	6
Childs	1	0	1	0	0-0	0-0	0	6
<b>Rams</b>	<b>36</b>	<b>17</b>	<b>15</b>	<b>4</b>	<b>36-36</b>	<b>17-26</b>	<b>0</b>	<b>303</b>
<b>Opponents</b>	<b>39</b>	<b>19</b>	<b>17</b>	<b>4</b>	<b>37-39</b>	<b>26-33</b>	<b>1</b>	<b>351</b>

**Usual Starters**

WR	Dennard (15)	DE	Ja.Youngblood (16)
LT	Pankey (12)	DT	Fanning (16)
LG	K. Hill (11)	DT	C. Jones (16)
C	D. Smith (13)	DE	Doss (8)
RG	Harrah (13)	LLB	Ja.Youngblood (16)
RT	Slater (11)	MLB	Ekern (16)
TE	Arnold (9)	RLB	Andrews (16)
WR	W. Miller (9)	CB	P.Thomas (9)
QB	Haden (11)	CB	Perry (16)
RB	Bryant (12)	SS	J. Johnson (16)
FB	Tyler (15)	FS	Cromwell (16)

Rushing	No.	Yds.	Avg.	LG	TD
Tyler	260	1074	4.1	69t	12
Bryant	109	436	4.0	20	1
Guman	115	433	3.8	18	1
J. Thomas	34	118	3.5	40	0
Haden	18	104	5.8	16	0
Dennard	6	29	4.8	21	0
Cromwell	1	17	17.0	17	0
D. Hill	1	14	14.0	14	0
Kemp	2	9	4.5	7	0
Pastorini	7	5	0.7	13	0
Childs	1	0	0.0	0	0
Rutledge	5	-3	-0.6	4	0
<b>Rams</b>	<b>559</b>	<b>2236</b>	<b>4.0</b>	<b>69t</b>	<b>17</b>
<b>Opponents</b>	<b>585</b>	<b>2397</b>	<b>4.1</b>	<b>59t</b>	<b>19</b>

Receiving	No.	Yds.	Avg.	LG	TD
Dennard	49	821	16.8	64	4
Tyler	45	436	9.7	67t	5
Waddy	31	460	14.8	46	0
Bryant	22	160	7.3	39	0
Arnold	20	212	10.6	24	2
Guman	18	130	7.2	14	0
D. Hill	16	355	22.2	45	3
Childs	12	145	12.1	39	1
W. Miller	10	147	14.7	20	0
Moore	7	105	15.0	35	0
J. Thomas	5	37	7.4	13	0
<b>Rams</b>	<b>235</b>	<b>3008</b>	<b>12.8</b>	<b>67t</b>	<b>15</b>
<b>Opponents</b>	<b>204</b>	<b>3057</b>	<b>15.0</b>	<b>64</b>	<b>17</b>

Interceptions	No.	Yds.	Avg.	LG	TD
Cromwell	5	94	18.8	94	0
P. Thomas	4	80	20.0	64	0
Irvin	3	18	6.0	18	0
Perry	3	18	6.0	10	0
Ji. Youngblood	1	20	20.0	20	0
J. Harris	1	7	7.0	7	0
<b>Rams</b>	<b>17</b>	<b>237</b>	<b>13.9</b>	<b>94</b>	<b>0</b>
<b>Opponents</b>	<b>32</b>	<b>361</b>	<b>11.3</b>	<b>43</b>	<b>1</b>

Punting	No.	Yds.	Avg.	TB	In20	LG	Blk.
Corral	89	3735	42.0	3	19	67	0
<b>Rams</b>	<b>89</b>	<b>3735</b>	<b>42.0</b>	<b>3</b>	<b>19</b>	<b>67</b>	<b>0</b>
<b>Opponents</b>	<b>94</b>	<b>3856</b>	<b>41.0</b>	<b>15</b>	<b>16</b>	<b>72</b>	<b>0</b>

Punt Returns	No.	FC	Yds.	Avg.	LG	TD
Irvin	46	6	615	13.4	84t	3
J. Johnson	1	2	39	39.0	39	0
D. Hill	2	0	22	11.0	12	0
<b>Rams</b>	<b>49</b>	<b>8</b>	<b>676</b>	<b>13.8</b>	<b>84t</b>	<b>3</b>
<b>Opponents</b>	<b>52</b>	<b>8</b>	<b>481</b>	<b>9.3</b>	<b>55</b>	<b>0</b>

Kickoff Returns	No.	Yds.	Avg.	LG	TD
D. Hill	60	1170	19.5	50	0
Sully	3	31	10.3	22	0
Meisner	1	17	17.0	17	0
J. Thomas	1	15	15.0	15	0
Guman	1	10	10.0	10	0
Penaranda	1	1	1.0	1	0
Pankey	1	0	0.0	0	0
<b>Rams</b>	<b>68</b>	<b>1244</b>	<b>18.3</b>	<b>50</b>	<b>0</b>
<b>Opponents</b>	<b>60</b>	<b>1443</b>	<b>24.1</b>	<b>95t</b>	<b>2</b>

Field Goals	1-19	20-29	30-39	40-49	50+	T
Corral	0-0	6-9	5-6	6-11	0-0	17-26
<b>Opponents</b>	<b>3-3</b>	<b>4-5</b>	<b>8-11</b>	<b>10-12</b>	<b>1-2</b>	<b>26-33</b>

Corral (35, 29M, 36), (40), (1), (24), (22M, 38, 41), (25, 37, 25), (40), (49M, 25, 26M, 32M, 45M), (42, 31), (44, 24), (22), (44), (40B), (49M), (47M), (1)  
**Opponents** (50, 41, 44B), (45, 46, 34), (19, 23, 44), (1), (35, 29B), (1), (40, 39), (42, 18), (49, 45, 30M), (32M, 35M), (37), (47, 34, 32, 37), (21), (49M, 60M, 19), (45, 25, 22), (35)

Passing	Att.	Comp.	Yds.	Pct.	Yds./Att.	TD	TD%	Int.	Int%	LG	Sack-Lost	Rating
Rutledge	50	30	442	60.0	8.84	3	6.0	4	8.0	64	6-62	75.6
Haden	267	138	1815	51.7	6.80	9	3.4	13	4.9	67t	28-227	64.4
Pastorini	152	64	719	42.1	4.73	2	1.3	14	9.2	46	14-149	22.9
Kemp	6	2	25	33.3	4.17	0	0.0	1	16.7	19	2-13	7.6
Guman	1	0	7	100.0	7.00	1	100.0	0	0.0	0	0-0	135.4
Corral	1	0	0	0.0	0.00	0	0.0	0	0.0	0	0-0	39.6
<b>Rams</b>	<b>477</b>	<b>235</b>	<b>3008</b>	<b>49.3</b>	<b>4.85</b>	<b>15</b>	<b>3.1</b>	<b>32</b>	<b>6.7</b>	<b>67t</b>	<b>50-451</b>	<b>51.9</b>
<b>Opponents</b>	<b>439</b>	<b>204</b>	<b>3057</b>	<b>46.5</b>	<b>6.96</b>	<b>17</b>	<b>3.9</b>	<b>17</b>	<b>3.9</b>	<b>64</b>	<b>43-330</b>	<b>90.6</b>

DATE	W/L	Score	Opponent.....	Attend.
9/7	L	20-41	DETROIT	(64,892)
9/11	L	9-10	@ Tampa Bay	(66,576)
9/21	W	51-21	GREEN BAY	(63,850)
9/28	W	28-7	@ New York Giants	(73,414)
10/5	W	48-26	SAN FRANCISCO	(62,188)
10/12	W	21-13	@ St. Louis	(50,230)
10/19	W	31-17	@ San Francisco	(55,360)
10/26	L	10-13	@ Atlanta	(57,401)
11/2	W	45-31	NEW ORLEANS	(59,909)
11/9	L	14-35	MIAMI	(62,045)
11/16	W	17-14	@ New England	(60,609)
11/24	W	27-7	@ New Orleans	(53,448)
11/30	W	38-13	NEW YORK JETS	(59,743)
12/7	L	7-10	@ Buffalo, OT	(77,133)
12/15	W	38-14	DALLAS	(65,154)
12/21	W	20-17	ATLANTA, OT	(62,469)
12/28	L	13-34	@ Dallas	(64,533)

First Downs.....	Rushing.....	Passing.....	Penalty.....	3rd Down Eff.....	Total Net Yards.....	Avg./Game.....	Total Plays.....	Net Yards Rushing.....	Avg./Game.....	Total Rushes.....	Net Yards Passing.....	Avg./Game.....	Sacked-Yds. Lost.....	Gross Yards.....	Att-Comp-Int.....	Comp. %.....	Punts/Avg.....	Net Avg.....	Penalties/Yards.....	Fumbles/ Ball Lost.....	Touchdowns.....	Rushing.....	Passing.....	Returns.....
316	144	157	15	113-256-44.1%	6006	375.4	1095	2799	174.9	615	2207	200.4	29-234	3441	451-261-23	36-29.5	33.1	118-973	29-13	54	38	17	31	6
281	112	141	28	70-230-30.4%	4546	284.1	1011	1945	121.6	445	2601	162.6	56-496	3097	510-245-25	90-42.1	36.2	87-778	30-17	38	13	23	2	

Score by Periods	1	2	3	4	OT	T
Rams.....	95	172	92	62	3	424
Opponents.....	30	89	54	113	3	289

Scoring	TD	Ru	Pa	Rt	PAT	FG	S	Pts
Corral.....	0	0	0	0	51-52	16-30	0	99
Peacock.....	9	7	2	0	0-0	0-0	0	54
W. Miller.....	8	0	8	0	0-0	0-0	0	48
Bryant.....	6	3	3	0	0-0	0-0	0	36
Dennard.....	6	0	6	0	0-0	0-0	0	36
Waddy.....	0	9	0	0	0-0	0-0	0	30
Guman.....	4	4	0	0	0-0	0-0	0	24
D. Hill.....	3	0	2	1	0-0	0-0	0	18
Hicks.....	3	0	3	0	0-0	0-0	0	18
J. Thomas.....	3	2	0	1	0-0	0-0	0	18
Cromwell.....	1	0	0	1	1-1	0-0	0	7
Ferragamo.....	1	1	0	0	0-0	0-0	0	6
Moore.....	1	0	1	0	0-0	0-0	0	6
Arnold.....	1	0	1	0	0-0	0-0	0	6
Ji. Youngblood.....	1	0	0	1	0-0	0-0	0	6
Perry.....	1	0	0	1	0-0	0-0	0	6
J. Johnson.....	1	0	0	1	0-0	0-0	0	6
TEAM.....	0	0	0	0	0-1	0-0	0	0
Rams.....	54	17	31	6	52-54	16-30	0	424
Opponents.....	38	13	23	2	34-38	9-20	0	289

Usual Starters

WR	Dennard (16)	DE	Ji.Youngblood (16)
LT	France (16)	DT	Brooks (14)
LG	K. Hill (16)	DT	C. Jones (15)
RG	Saul (16)	DE	Dryer (16)
RC	Harrah (8)	LB	Ji.Youngblood (15)
RT	Slater (15)	MLB	Reynolds (16)
TE	Hicks (14)	RLB	Andrews (8)
WR	Waddy (15)	CB	P.Thomas (14)
QB	Ferragamo (15)	CB	Perry (16)
RB	Bryant (16)	SS	J. Johnson (16)
FB	Peacock (9)	FS	Cromwell (16)

Passing	Att.	Comp.	Yds.	Pct.	Yds./Att.
Ferragamo.....	404	240	3199	59.4	7.92
Haden.....	41	19	185	46.3	4.51
Guman.....	31	1	100	31.00	3.00
Rutledge.....	4	1	26	25.0	6.50
Cromwell.....	1	0	0	0.0	0.00
Rams.....	451	261	3441	57.9	6.68
Opponents.....	510	245	3097	48.0	4.59

Rushing	No.	Yds.	Avg.	LG	TD
Bryant.....	183	807	4.4	20	3
Peacock.....	164	777	4.7	36	7
J. Thomas.....	65	427	6.6	61	2
Guman.....	100	410	4.1	17	4
Tyler.....	30	157	5.2	17	0
E. Hill.....	39	120	3.1	19	0
Ferragamo.....	15	34	2.3	15	1
Dennard.....	2	20	10.0	21	0
Hicks.....	7	19	2.7	19	0
Mitchell.....	7	16	2.3	5	0
Haden.....	3	12	4.0	6	0
D. Hill.....	1	4	4.0	4	0
Cromwell.....	2	0	0.0	0	0
Lee.....	1	-1	-1.0	-1	0
Waddy.....	1	-1	-1.0	-1	0
W. Miller.....	1	-2	-2.0	-2	0
Rams.....	615	2799	4.6	61	17
Opponents.....	445	1945	4.4	65	13

Receiving	No.	Yds.	Avg.	LG	TD
Bryant.....	53	386	7.3	25	3
Waddy.....	38	670	17.6	44t	5
Dennard.....	36	596	16.6	44	6
Peacock.....	25	213	8.5	59t	2
Hicks.....	23	318	13.8	32t	3
W. Miller.....	22	358	16.3	45	8
D. Hill.....	19	416	21.9	74t	2
Guman.....	14	131	9.4	41	0
Moore.....	10	168	16.8	37	1
Arnold.....	5	75	15.0	33	1
J. Thomas.....	5	30	6.0	11	0
E. Hill.....	4	29	7.3	11	0
Nelson.....	2	22	11.0	12	0
Mitchell.....	2	21	10.5	13	0
Tyler.....	2	8	4.0	5	0
Rams.....	261	3441	13.2	74t	31
Opponents.....	245	3097	12.6	60	23

Interceptions	No.	Yds.	Avg.	LG	TD
Cromwell.....	8	140	17.5	34	1
Perry.....	5	115	23.0	83t	1
J. Johnson.....	3	102	34.0	99t	1
P. Thomas.....	3	14	4.7	14	0
Irvin.....	2	80	40.0	80	0
DeLaney.....	2	42	21.0	27	0
Ji. Youngblood.....	1	33	33.0	33t	1
Reynolds.....	1	20	20.0	20	0
Rams.....	25	546	21.8	99t	4
Opponents.....	23	302	13.3	47	1

Punting	No.	Yds.	Avg.	TB	In20	LG	Blk.
Corral.....	36	3002	39.5	5	14	65	1
Rams.....	36	3002	39.5	5	14	65	1
Opponents.....	90	3789	42.1	11	28	63	1

Punt Returns	No.	FC	Yds.	Avg.	LG	TD
Irvin.....	7	0	236	33.7	26	0
Waddy.....	2	0	10	5.0	10	0
Guman.....	2	1	6	3.0	3	0
J. Johnson.....	1	4	3	3.0	3	0
Cromwell.....	0	2	0	0.0	0	0
Rams.....	47	14	315	6.7	26	0
Opponents.....	42	5	353	8.4	32	0

Kickoff Returns	No.	Yds.	Avg.	LG	TD
D. Hill.....	43	880	20.5	98t	1
Guman.....	2	25	12.5	13	0
P. Thomas.....	1	12	12.0	12	0
J. Thomas.....	2	21	10.5	15	0
Sully.....	4	36	9.0	20	0
Irvin.....	1	5	5.0	5	0
Rams.....	53	979	18.5	98t	1
Opponents.....	78	1553	19.9	88	0

Field Goals	1-19	20-29	30-39	40-49	50+	T
Corral.....	1-1	11-12	2-5	2-9	0-3	16-30
Opponents.....	1-1	1-1	4-7	2-9	1-2	9-20

Corral ( ), (42, 32, 27), (29), ( ), (28, 35), (43M, 41M), (47), (23, 41M, 55M), (27, 22M), ( ), (29), (53M, 59M, 23, 19), (25, 49M, 43M), (39M), (33M, 27), (47M, 26, 37M, 47M, 23)

Opponents (52, 38), (40M, 43), ( ), ( ), ( ), (34M, 44M), (39), (44M), (47M, 36), ( ), (47M), (47M), (22, 40), (38M, 38M, 30), (51M), (39M, 18)

TD	TD%	Int.	Int%	LG	Sack-Lost	Rating
Rams.....	30	7.4	19	4.7	74t	89.7
Opponents.....	31	6.9	23	5.1	74t	83.8



DATE	W/L	Score	Opponent	Attend.
9/2	L	17-24	OAKLAND	(59,000)
9/6	W	13-9	@ Denver	(74,884)
9/16	W	27-24	SAN FRANCISCO	(44,303)
9/23	L	6-21	@ Tampa Bay	(69,497)
9/30	W	21-0	ST. LOUIS	(48,160)
10/7	W	35-17	@ New Orleans	(68,986)
10/14	L	6-30	@ Dallas	(64,462)
10/21	L	16-40	SAN DIEGO	(64,245)
10/28	L	14-20	NEW YORK GIANTS	(43,376)
11/4	W	24-0	@ Seattle	(62,048)
11/11	L	23-27	@ Chicago	(51,483)
11/19	W	20-14	ATLANTA	(54,097)
11/25	W	26-20	@ San Francisco	(49,282)
12/2	W	27-21	MINNESOTA, OT	(56,700)
12/9	W	34-13	@ Atlanta	(49,236)
12/16	L	14-29	NEW ORLEANS	(53,879)
<b>12/30</b>	<b>W</b>	<b>21-19</b>	<b>@ Dallas</b>	<b>(64,792)</b>
<b>1/6</b>	<b>W</b>	<b>9-0</b>	<b>@ Tampa Bay</b>	<b>(72,033)</b>
<b>1/20</b>	<b>L</b>	<b>19-31</b>	<b>PITTSBURGH (SB XIV)</b>	<b>(103,985)</b>

	RAMS	OPP.
<b>First Downs</b> .....	299	266
Rushing.....	134	115
Passing.....	138	133
Penalty.....	27	18
3rd Down Eff.....	91-256-35.5%	85-251-33.9
<b>Total Net Yards</b> .....	5133	4553
Avg./Game.....	320.8	284.6
Total Plays.....	1087	1054
Avg./Play.....	4.7	4.3
<b>Net Yards Rushing</b> .....	2460	1997
Avg./Game.....	153.8	124.8
Total Rushes.....	592	548
Net Yards Passing.....	2673	2556
Avg./Game.....	167.1	159.8
Sacked-Yds. Lost.....	39-35.9	52-45.1
Gross Yards.....	3032	3007
Att-Comp-Int.....	456-242-29	454-220-25
Comp. %.....	53.1	48.5
Punts/Avg.....	95-39.3	108-40.3
Net Avg.....	33.6	35.0
Penalties/Yards.....	98-743	105-993
Fumbles/ Ball Lost.....	38-20	38-16
Touchdowns.....	41	38
Rushing.....	16	13
Passing.....	19	24
Returns.....	6	1

Score by Periods	1	2	3	4	OT	T
Rams.....	80	131	47	59	6	323
Opponents.....	47	98	81	83	0	309

Scoring	TD	Ru	Pa	Rt	PAT	FG	S	Pts
Corral.....	0	0	0	0	36-39	13-25	0	75
Tyler.....	10	9	1	0	0-0	0-0	0	60
Bryant.....	5	5	0	0	0-0	0-0	0	30
Dennard.....	4	4	0	0	0-0	0-0	0	24
Nelson.....	3	0	3	0	0-0	0-0	0	18
Waddy.....	3	0	3	0	0-0	0-0	0	18
E. Hill.....	2	1	1	0	0-0	0-0	0	12
Jessie.....	2	0	2	0	0-0	0-0	0	12
Young.....	2	0	2	0	0-0	0-0	0	12
Ji. Youngblood.....	2	0	0	2	0-0	0-0	0	12
Cromwell.....	1	0	0	1	0-0	0-0	0	6
J. Harris.....	1	0	0	1	0-0	0-0	0	6
D. Hill.....	1	0	1	0	0-0	0-0	0	6
Jodat.....	1	0	0	1	0-0	0-0	0	6
Justin.....	1	0	0	1	0-0	0-0	0	6
W. Miller.....	1	0	1	0	0-0	0-0	0	6
Reynolds.....	1	0	1	0	0-0	0-0	0	6
R. Smith.....	1	0	1	0	0-0	0-0	0	6
TEAM.....	0	0	0	0	0-1	0-0	1	2
<b>Rams.....</b>	<b>41</b>	<b>16</b>	<b>19</b>	<b>6</b>	<b>36-40</b>	<b>13-25</b>	<b>1</b>	<b>323</b>
<b>Opponents....</b>	<b>38</b>	<b>13</b>	<b>24</b>	<b>1</b>	<b>35-38</b>	<b>14-21</b>	<b>2</b>	<b>309</b>

**Usual Starters**

WR	Dennard (11)	DE	Ja. Youngblood (16)
LT	France (13)	DT	Brooks (16)
LG	K. Hill (9)	DT	Fanning (16)
C	Saul (16)	DE	Dryer (16)
RG	Harrah (12)	ILB	Ji. Youngblood (16)
RT	Slater (16)	MLB	Reynolds (16)
TE	Nelson (16)	RLB	Budzinski (16)
WR	Waddy (6)	CB	O'Steen (12)
QB	Haden (10)	CB	Perry (7)
FB	Bryant (16)		P. Thomas (7)
RB	Tyler (12)	SS	Elmendorf (16)
		FS	Cromwell (16)

Passing	Att.	Comp.	Yds.	Pct.	Yds./Att.
Haden.....	290	163	1854	56.2	6.39
Ferragamo.....	110	53	778	48.2	7.07
Rutledge.....	32	13	125	40.6	3.91
Lee.....	22	11	243	50.0	11.05
Clark.....	2	2	32	100.0	16.00
<b>Rams.....</b>	<b>456</b>	<b>242</b>	<b>3032</b>	<b>53.1</b>	<b>5.40</b>
<b>Opponents.....</b>	<b>454</b>	<b>220</b>	<b>3007</b>	<b>48.5</b>	<b>5.05</b>

Rushing	No.	Yds.	Avg.	LG	TD
Tyler.....	218	1109	5.1	63t	9
Bryant.....	177	619	3.5	15	5
McCutcheon.....	73	243	3.3	22	0
Peacock.....	52	224	4.3	15	0
E. Hill.....	29	114	3.9	27	1
Haden.....	16	97	6.1	17	0
Dennard.....	4	32	8.0	15	0
Rutledge.....	5	27	5.4	14	0
Jodat.....	6	6	1.0	4	0
Cromwell.....	5	6	1.0	5	1
W. Miller.....	1	4	4.0	4	0
Clark.....	1	3	3.0	3	0
Ferragamo.....	3	-2	-0.7	2	0
Lee.....	4	5	-1.3	0	0
Nelson.....	2	-16	-8.0	-6	0
<b>Rams.....</b>	<b>592</b>	<b>2460</b>	<b>4.2</b>	<b>63t</b>	<b>16</b>
<b>Opponents.....</b>	<b>548</b>	<b>1997</b>	<b>3.6</b>	<b>27</b>	<b>13</b>

Receiving	No.	Yds.	Avg.	LG	TD
Dennard.....	43	766	17.8	50	4
Tyler.....	32	308	9.6	71t	1
Bryant.....	31	227	7.3	24	0
Nelson.....	25	293	11.7	26	3
Peacock.....	21	261	12.4	49	0
McCutcheon.....	19	101	5.3	11	0
R. Smith.....	16	300	18.8	38	1
Waddy.....	14	220	15.7	34t	2
Young.....	13	144	11.1	23	2
Jessie.....	11	169	15.4	39t	2
W. Miller.....	8	111	13.9	23	1
D. Hill.....	4	94	23.5	43	1
E. Hill.....	4	36	9.0	21t	1
Andrews.....	1	2	2.0	2	0
<b>Rams.....</b>	<b>242</b>	<b>3032</b>	<b>12.5</b>	<b>71t</b>	<b>19</b>
<b>Opponents.....</b>	<b>220</b>	<b>3007</b>	<b>13.7</b>	<b>68t</b>	<b>24</b>

Interceptions	No.	Yds.	Avg.	LG	TD
Cromwell.....	5	109	21.8	34	0
Ji. Youngblood.....	3	89	29.7	34t	1
O'Steen.....	4	42	10.5	36	0
Elmendorf.....	3	39	13.0	32	0
Brown.....	3	32	10.7	25	0
P. Thomas.....	3	5	1.7	5	0
Budzinski.....	1	26	26.0	26	0
Justin.....	1	13	13.0	13	0
<b>Rams.....</b>	<b>25</b>	<b>355</b>	<b>14.2</b>	<b>36</b>	<b>2</b>
<b>Opponents.....</b>	<b>29</b>	<b>387</b>	<b>13.3</b>	<b>50</b>	<b>0</b>

Punting	No.	Yds.	Avg.	TB	In20	LG	Bk.
Clark.....	93	3731	40.1	7	17	60	2
<b>Rams.....</b>	<b>95</b>	<b>3731</b>	<b>39.3</b>	<b>7</b>	<b>17</b>	<b>60</b>	<b>2</b>
<b>Opponents....</b>	<b>108</b>	<b>4347</b>	<b>40.3</b>	<b>11</b>	<b>20</b>	<b>73</b>	<b>2</b>

Punt Returns	No.	FC	Yds.	Avg.	LG	TD
Brown.....	56	19	332	5.9	30	0
D. Hill.....	1	0	0	0.0	0	0
Justin.....	1	0	-2	-2.0	0	0
<b>Rams.....</b>	<b>58</b>	<b>19</b>	<b>330</b>	<b>5.7</b>	<b>30</b>	<b>0</b>
<b>Opponents.....</b>	<b>59</b>	<b>6</b>	<b>405</b>	<b>6.9</b>	<b>18</b>	<b>0</b>

Kickoff Returns	No.	Yds.	Avg.	LG	TD
D. Hill.....	40	803	20.1	39	0
E. Hill.....	15	305	20.3	43	0
Brown.....	5	103	20.6	28	0
Peacock.....	3	46	15.3	18	0
Jodat.....	2	19	9.5	19	0
Tyler.....	1	16	16.0	16	0
<b>Rams.....</b>	<b>66</b>	<b>1292</b>	<b>19.6</b>	<b>55</b>	<b>0</b>
<b>Opponents.....</b>	<b>58</b>	<b>1303</b>	<b>22.5</b>	<b>70</b>	<b>0</b>

Field Goals	1-19	20-29	30-39	40-49	50+	T
Corral.....	1-1	5-5	2-6	5-12	0-1	13-25
<b>Opponents...1-1</b>	<b>1-2</b>	<b>10-12</b>	<b>2-5</b>	<b>0-1</b>	<b>14-21</b>	

Corral (46), (30, 34, 40M), (49, 43), (47M, 47M), (52M, 38M), (42, 41), (42), (33), (40M, 23), (27, 47M), (1), (23, 24, 39M), (39), (45M, 18, 24), (0)  
**Opponents** (38), (1), (32), (32B), (31M), (32), (32), (37, 31), (49, 71M, 31), (1), (38, 35), (1), (24M, 43, 19), (46, 43B), (1), (49M, 35, 24)

TD	TD%	Int.	Int%	LG	Sack-Lost	Rating
11	3.8	14	4.8	50	21-178	68.2
5	4.5	10	9.1	71t	11-115	48.8
1	3.1	4	12.5	22	3-27	23.0
2	9.1	1	4.5	41t	4-39	101.4
0	0.0	0	0.0	30	0-0	118.8
<b>15</b>	<b>4.2</b>	<b>29</b>	<b>6.4</b>	<b>71t</b>	<b>39-303</b>	<b>61.4</b>
<b>24</b>	<b>5.3</b>	<b>25</b>	<b>5.5</b>	<b>68t</b>	<b>52-451</b>	<b>64.7</b>

DATE	W/L	Score	Opponent.....	Attend.
9/3	W	16-14	@ Philadelphia.....	(64,721)
9/10	W	10-0	ATLANTA.....	(46,201)
9/17	W	27-14	DALLAS.....	(65,749)
9/24	W	10-6	@ Houston.....	(45,749)
10/1	W	26-20	@ New Orleans.....	(61,654)
10/8	W	27-10	SAN FRANCISCO.....	(59,337)
10/15	W	34-17	@ Minnesota.....	(46,551)
10/22	L	3-10	NEW ORLEANS.....	(47,574)
10/30	L	7-15	@ Atlanta.....	(57,250)
11/5	W	26-23	TAMPA BAY.....	(55,182)
11/12	W	10-7	PITTSBURGH.....	(63,089)
11/19	W	31-28	@ San Francisco.....	(45,022)
11/26	L	19-30	@ Cleveland.....	(55,158)
12/3	W	20-17	@ New York Giants.....	(62,629)
12/11	L	19-20	CINCINNATI.....	(47,471)
12/17	W	31-14	GREEN BAY.....	(42,500)
<b>12/31</b>	<b>W</b>	<b>34-10</b>	<b>MINNESOTA.....</b>	<b>(69,631)</b>
<b>1/7</b>	<b>L</b>	<b>0-28</b>	<b>DALLAS.....</b>	<b>(67,470)</b>

First Downs.....	RAMS	OPP.
Rushing.....	301	229
Passing.....	128	89
Penalty.....	148	113
3rd Down Eff.....	92-245-37.6%	80-236-33.9%
<b>Total Net Yards.....</b>	<b>5182</b>	<b>3893</b>
Avg./Game.....	323.9	243.3
Total Plays.....	1109	951
Avg./Play.....	4.7	4.1
<b>Net Yards Rushing.....</b>	<b>2308</b>	<b>1845</b>
Avg./Game.....	144.3	115.3
Total Rushes.....	489	505
<b>Net Yards Passing.....</b>	<b>2874</b>	<b>2048</b>
Avg./Game.....	179.6	128.0
Sacked-Yds. Lost.....	34-235	47-401
Gross Yards.....	3109	2449
Att-Comp-Int.....	466-236-22	399-188-28
Comp. %.....	50.6	47.1
<b>Punts/Avg.....</b>	<b>85-36.1</b>	<b>104-38.0</b>
Net Avg.....	32.3	30.2
<b>Penalties/Yards.....</b>	<b>133-1169</b>	<b>100-755</b>
<b>Fumbles/ Ball Lost.....</b>	<b>39-22</b>	<b>33-15</b>
<b>Touchdowns.....</b>	<b>33</b>	<b>28</b>
Rushing.....	12	11
Passing.....	13	15
Returns.....	8	2

Score by Periods	1	2	3	4	T
Rams.....	66	100	37	113	- 316
Opponents.....	20	70	57	98	- 245

Scoring	TD	Ru	Pa	Rt	PAT	FG	S	Pts
Corral.....	0	0	0	0	31-33	29-43	0	118
Bryant.....	7	7	0	0	0-0	0-0	0	42
W. Miller.....	5	0	5	0	0-0	0-0	0	30
Cappelletti.....	4	3	1	0	0-0	0-0	0	24
Jessie.....	4	0	4	0	0-0	0-0	0	24
Perry.....	3	0	0	3	0-0	0-0	0	18
Cromwell.....	2	1	0	1	0-0	0-0	0	12
McCutcheon.....	2	0	2	0	0-0	0-0	0	12
Waddy.....	1	0	1	0	0-0	0-0	0	6
Scales.....	1	0	0	1	0-0	0-0	0	6
Nelson.....	1	0	0	1	0-0	0-0	0	6
Budzinski.....	1	0	0	1	0-0	0-0	0	6
Robertson.....	1	0	0	1	0-0	0-0	0	6
P. Thomas.....	1	0	0	1	0-0	0-0	0	6
<b>Rams.....</b>	<b>33</b>	<b>12</b>	<b>13</b>	<b>8</b>	<b>31-33</b>	<b>29-43</b>	<b>0</b>	<b>316</b>
<b>Opponents.....</b>	<b>28</b>	<b>11</b>	<b>15</b>	<b>2</b>	<b>26-28</b>	<b>17-26</b>	<b>0</b>	<b>245</b>

**Usual Starters**

WR	Jessie (16)	DE	Ja.Youngblood (16)
LT	France (16)	DT	Brooks (14)
LG	Mack (16)	DT	C. Jones (16)
C	Saul (15)	DE	Dryer (16)
RG	Harrah (15)	LB	Ja.Youngblood (16)
RT	J. Williams (16)	MLB	Reynolds (16)
TE	Nelson (13)	RLB	Budzinski (10)
QB	W. Miller (14)	CB	P. Thomas (12)
WR	Haden (16)	CB	Perry (16)
FB	Bryant (9)	SS	Elmendorf (16)
	Cappelletti (14)	FS	Simpson (16)

Rushing	No.	Yds.	Avg.	LG	TD
Bryant.....	178	658	3.7	26	7
Cappelletti.....	174	604	3.5	26	3
McCutcheon.....	118	420	3.6	18	0
Haden.....	33	206	6.2	24	0
Jodat.....	26	100	3.8	18	0
Phillips.....	28	81	2.9	11	0
Nelson.....	6	67	11.2	17	1
Latin.....	18	64	3.6	11	0
Tyler.....	14	55	3.9	18	0
Waddy.....	5	31	6.2	11	0
Cromwell.....	1	16	16.0	16t	1
Ferragamo.....	2	10	5.0	12	0
Davis.....	3	7	2.3	4	0
Young.....	2	6	3.0	5	0
W. Miller.....	1	7	7.0	7	0
<b>Rams.....</b>	<b>609</b>	<b>2308</b>	<b>3.8</b>	<b>26</b>	<b>12</b>
<b>Opponents.....</b>	<b>505</b>	<b>1845</b>	<b>3.7</b>	<b>57t</b>	<b>11</b>

Receiving	No.	Yds.	Avg.	LG	TD
W. Miller.....	50	767	15.3	52	5
Jessie.....	49	752	15.3	47t	4
Cappelletti.....	41	382	9.3	37	1
Nelson.....	23	344	15.0	52	0
Young.....	18	213	11.8	19	0
Waddy.....	14	258	18.4	68t	2
McCutcheon.....	12	76	6.3	33	2
Bryant.....	8	76	9.5	37	0
Phillips.....	7	48	6.9	16	0
Scales.....	5	105	21.0	38	0
Dennard.....	3	35	11.7	15	0
Jodat.....	3	21	7.0	10	0
Tyler.....	2	17	8.5	16	0
R. Smith.....	1	15	15.0	15	0
<b>Rams.....</b>	<b>236</b>	<b>3109</b>	<b>12.2</b>	<b>68t</b>	<b>13</b>
<b>Opponents.....</b>	<b>188</b>	<b>2449</b>	<b>13.0</b>	<b>66</b>	<b>15</b>

Interceptions	No.	Yds.	Avg.	LG	TD
Perry.....	8	117	14.6	44t	3
P. Thomas.....	8	96	12.0	30t	1
Simpson.....	5	82	16.4	28	0
Elmendorf.....	3	20	6.7	12	0
Ji. Youngblood.....	2	50	25.0	36	0
Budzinski.....	1	31	31.0	31t	1
Cromwell.....	1	31	31.0	31	0
<b>Rams.....</b>	<b>28</b>	<b>427</b>	<b>15.3</b>	<b>44t</b>	<b>5</b>
<b>Opponents.....</b>	<b>22</b>	<b>269</b>	<b>12.2</b>	<b>44</b>	<b>0</b>

Punting	No.	Yds.	Avg.	TB	In20	LG	Blk.
Walker.....	83	3069	37.0	5	26	61	2
<b>Rams.....</b>	<b>83</b>	<b>3069</b>	<b>36.1</b>	<b>5</b>	<b>26</b>	<b>61</b>	<b>2</b>
<b>Opponents.....</b>	<b>104</b>	<b>3956</b>	<b>38.0</b>	<b>5</b>	<b>15</b>	<b>58</b>	<b>2</b>

Punt Returns	No.	FC	Yds.	Avg.	LG	TD
Wallace.....	52	5	618	11.9	58	0
Brown.....	1	0	13	13.0	13	0
Bryant.....	3	0	27	9.0	21	0
Cromwell.....	2	8	8	4.0	8	0
Waddy.....	10	0	45	4.5	12	0
<b>Rams.....</b>	<b>67</b>	<b>7</b>	<b>711</b>	<b>10.6</b>	<b>58</b>	<b>0</b>
<b>Opponents.....</b>	<b>38</b>	<b>19</b>	<b>223</b>	<b>5.9</b>	<b>57t</b>	<b>1</b>

Kickoff Returns	No.	Yds.	Avg.	LG	TD
Latin.....	22	467	21.2	41	0
Jodat.....	22	447	20.3	35	0
Marshall.....	2	50	25.0	38	0
Phillips.....	3	52	17.3	24	0
Tyler.....	2	31	15.5	21	0
D. Smith.....	1	8	8.0	8	0
<b>Rams.....</b>	<b>52</b>	<b>1055</b>	<b>20.3</b>	<b>41</b>	<b>0</b>
<b>Opponents.....</b>	<b>64</b>	<b>1335</b>	<b>20.9</b>	<b>89t</b>	<b>1</b>

Field Goals	1-19	20-29	30-39	40-49	50+	T
Corral.....	2-2	13-15	8-12	6-13	0-1	29-43
<b>Opponents.....</b>	<b>0-0</b>	<b>7-8</b>	<b>7-13</b>	<b>3-4</b>	<b>0-1</b>	<b>17-26</b>

**Corral** (29, 47, 46, 48M), (19), (47M), (25, 29B), (51M, 49M, 34, 39), (47, 45M, 38), (31, 40, 38M), (20, 38B), (49M, 43M), (29, 27, 32, 27), (25M, 32), (24, 31M), (25, 46, 26B, 27, 48), (27, 44M, 35), (37, 30, 29, 17), (24)

**Opponents** (37B), (J), (49M), (32, 20), (26M), (25), (38), (32), (21, 37, 30, 26, 37), (42, 31M, 25, 30), (31M, 53M), (39M, 35M), (41), (27), (24, 37B, 42), (J)

Passing	Att.	Comp.	Yds.	Pct.	Yds./Att.	TD	TD%	Int.	Int%	LG	Sack-Lost	Rating
Haden.....	444	229	2995	51.6	6.75	13	2.9	19	4.3	68t	32-216	65.0
Ferragamo.....	20	7	114	35.0	5.70	0	0.0	2	10.0	28	2-19	15.4
McCutcheon.....	1	0	0	0.0	0.00	0	0.0	0	0.0	0	0-0	39.6
Walker.....	1	0	0	0.0	0.00	0	0.0	1	100.0	0	0-0	0.0
<b>Rams.....</b>	<b>466</b>	<b>236</b>	<b>3109</b>	<b>50.6</b>	<b>5.75</b>	<b>13</b>	<b>2.8</b>	<b>22</b>	<b>4.9</b>	<b>68t</b>	<b>34-235</b>	<b>61.8</b>
<b>Opponents.....</b>	<b>399</b>	<b>188</b>	<b>2449</b>	<b>47.1</b>	<b>5.13</b>	<b>15</b>	<b>3.8</b>	<b>28</b>	<b>7.1</b>	<b>66</b>	<b>47-401</b>	<b>50.2</b>

DATE	W/L	Score	Opponent	Attend.
9/18	L	6-17	@ Atlanta	(55,649)
9/25	W	20-0	PHILADELPHIA	(46,031)
10/2	W	34-14	SAN FRANCISCO	(55,466)
10/10	L	23-24	@ Chicago	(51,412)
10/16	W	14-7	NEW ORLEANS	(46,045)
10/24	W	35-3	MINNESOTA	(62,414)
10/30	L	26-27	@ New Orleans	(59,023)
11/6	W	31-0	TAMPA BAY	(45,493)
11/13	W	24-6	@ Green Bay	(52,948)
11/20	W	23-10	@ San Francisco	(56,779)
11/27	W	9-0	@ Cleveland	(70,352)
12/4	W	20-14	OAKLAND	(67,075)
12/11	W	23-7	ATLANTA	(52,574)
12/17	L	14-17	@ Washington	(54,208)
<b>12/26</b>	<b>L</b>	<b>7-14</b>	<b>MINNESOTA</b>	<b>(62,538)</b>

RAMS		OPP.	
First Downs	270	203	
Rushing	139	90	
Passing	112	94	
Penalty	19	19	
3rd Down Eff.	100-228-43.9%	59-200-29.5%	
Total Net Yards	4591	3575	
Avg./Game	327.9	255.4	
Total Plays	985	868	
Avg./Play	4.7	4.1	
Net Yards Rushing	2575	1698	
Avg./Game	183.9	121.3	
Total Rushes	621	462	
Net Yards Passing	2016	1877	
Avg./Game	144.0	134.1	
Sacked-Yds. Lost	25-237	36-359	
Gross Yards	2253	2236	
Att-Comp-Int.	339-182-11	370-180-25	
Comp. %	53.7	48.6	
Net Avg.	31.4	29.7	
Penalties/Yards	89-869	94-825	
Fumbles/Ball Lost	32-17	26-16	
Touchdowns	36	18	
Rushing	19	7	
Passing	16	11	
Returns	1	0	

Score by Periods	1	2	3	4	T
Rams	68	102	41	91	302
Opponents	34	45	30	37	146

Scoring	TD	Ru	Pa	Rt	PAT	FG	S	Pts
Septien	0	0	0	0	32-35	18-30	0	86
McCutcheon	9	7	2	0	0-0	0-0	0	54
Cappelletti	6	5	1	0	0-0	0-0	0	36
H. Jackson	6	0	6	0	0-0	0-0	0	36
Tyler	3	3	0	0	0-0	0-0	0	18
Nelson	3	0	3	0	0-0	0-0	0	18
Haden	2	2	0	0	0-0	0-0	0	12
Jodat	2	1	1	0	0-0	0-0	0	12
Phillips	1	1	0	0	0-0	0-0	0	6
Scales	1	0	1	0	0-0	0-0	0	6
Young	1	0	1	0	0-0	0-0	0	6
Ji. Youngblood	1	0	0	1	0-0	0-0	0	6
Waddy	1	0	1	0	0-0	0-0	0	6
Bad Snap	0	0	0	0	0-1	0-0	0	0
<b>Rams</b>	<b>36</b>	<b>19</b>	<b>16</b>	<b>1</b>	<b>32-36</b>	<b>18-30</b>	<b>0</b>	<b>302</b>
<b>Opponents</b>	<b>18</b>	<b>7</b>	<b>11</b>	<b>0</b>	<b>17-18</b>	<b>7-18</b>	<b>0</b>	<b>146</b>

Usual Starters

WR	Jackson (14)	DE	Ja. Youngblood (14)
LT	France (13)	DT	Brooks (14)
LG	Mack (14)	DT	C. Jones (14)
C	Saul (14)	DE	Dryer (14)
RC	Harrah (8)	ILB	Ji. Youngblood (14)
RT	Jo. Williams (14)	MLB	Reynolds (6)
TE	Nelson (14)	RLB	Robertson (14)
WR	Waddy (11)	CB	P. Thomas (12)
QB	Haden (10)	CB	Jackson (14)
FB	Cappelletti (14)	SS	Elmendorf (14)

Rushing	No.	Yds.	Avg.	LG	TD
McCutcheon	294	1238	4.2	48	7
Cappelletti	178	598	3.4	15	5
Tyler	61	317	5.2	44	3
Phillips	37	183	4.9	25	1
Haden	29	106	3.7	23	2
Bryant	6	42	7.0	24	0
Waddy	2	34	17.0	30	0
Nelson	3	31	10.3	18	0
Jodat	3	15	5.0	5	0
H. Jackson	1	6	6.0	6	0
Namath	4	5	1.3	7	0
Ferragamo	1	0	0.0	0	0
<b>Rams</b>	<b>621</b>	<b>2575</b>	<b>4.1</b>	<b>48</b>	<b>19</b>
<b>Opponents</b>	<b>462</b>	<b>1698</b>	<b>3.7</b>	<b>51</b>	<b>7</b>

Receiving	No.	Yds.	Avg.	LG	TD
H. Jackson	48	666	13.9	58	6
Nelson	31	401	12.9	46	3
Cappelletti	28	228	8.1	25t	1
McCutcheon	25	274	11.0	30	2
Waddy	23	355	15.4	42	2
Jessie	9	139	15.4	21	0
Scales	5	104	20.8	32	1
Young	5	35	7.0	17	1
Bryant	4	28	7.0	14	0
Wallace	1	13	13.0	13	0
Phillips	1	5	5.0	5	0
Tyler	1	3	3.0	3	0
Jodat	1	2	2.0	2t	1
<b>Rams</b>	<b>182</b>	<b>2253</b>	<b>12.4</b>	<b>58</b>	<b>16</b>
<b>Opponents</b>	<b>180</b>	<b>2236</b>	<b>12.4</b>	<b>73t</b>	<b>11</b>

Interceptions	No.	Yds.	Avg.	LG	TD
Simpson	6	157	26.2	42	0
P. Thomas	5	97	19.4	30	0
M. Jackson	5	73	14.6	33	0
Elmendorf	2	51	25.5	27	0
Ji. Youngblood	2	27	13.5	25t	1
Bruzdzinski	2	24	12.0	23	0
Wallace	1	23	23.0	23	0
Robertson	1	20	20.0	20	0
Perry	1	0	0.0	0	0
<b>Rams</b>	<b>25</b>	<b>472</b>	<b>18.9</b>	<b>42</b>	<b>1</b>
<b>Opponents</b>	<b>11</b>	<b>136</b>	<b>12.4</b>	<b>43</b>	<b>0</b>

Punting	No.	Yds.	Avg.	TB	In20	LG	Blk.
Walker	73	2568	35.2	8	11	56	0
<b>Opponents</b>	<b>88</b>	<b>3440</b>	<b>38.7</b>	<b>8</b>	<b>15</b>	<b>68</b>	<b>0</b>

Punt Returns	No.	FC	Yds.	Avg.	LG	TD
Bryant	20	1	141	7.1	26	0
Waddy	5	2	219	43.8	48	0
<b>Rams</b>	<b>51</b>	<b>6</b>	<b>360</b>	<b>7.1</b>	<b>48</b>	<b>0</b>
<b>Opponents</b>	<b>29</b>	<b>15</b>	<b>116</b>	<b>4.0</b>	<b>12</b>	<b>0</b>

Kickoff Returns	No.	Yds.	Avg.	LG	TD
Tyler	24	523	21.8	37	0
Jodat	5	129	25.8	38	0
Bryant	2	35	17.5	26	0
Phillips	1	10	10.0	10	0
Ekern	1	8	8.0	8	0
<b>Rams</b>	<b>33</b>	<b>705</b>	<b>21.4</b>	<b>38</b>	<b>0</b>
<b>Opponents</b>	<b>53</b>	<b>1156</b>	<b>21.8</b>	<b>36</b>	<b>0</b>

Field Goals	1-19	20-29	30-39	40-49	50+	T
Septien	1-1	10-11	5-6	2-10	0-2	18-30
<b>Opponents</b>	<b>0-0</b>	<b>1-2</b>	<b>4-7</b>	<b>2-8</b>	<b>0-1</b>	<b>7-18</b>

Septien ( ), (20, 23, 46M), (33, 36M, 24), (22, 29, 43M, 24), (29M), ( ), (36, 27, 52M), (31, 41M), (48M, 32, 41M), (45, 25, 20, 46M), (18), (46M, 21, 44), (36), (51M, 40M)

Opponents	(33, 42M), ( ), (24M), (33, 47M), (44M), (42), (23, 31, 50M, 42M), ( ), (39), (37M), ( ), (39B), (36M, 46M), (45M)
-----------	--

Passing	Att.	Comp.	Yds.	Pct.	Yds./Att.	TD	TD%	Int.	Int%	LG	Sack-Lost	Rating
Haden	216	122	1551	56.5	7.18	11	5.1	6	2.8	58	17-151	84.4
Namath	107	50	606	46.7	5.66	3	2.8	5	4.7	42	7-76	54.3
Ferragamo	15	9	83	60.0	5.53	2	13.3	0	0.0	17	1-10	114.7
Walker	1	1	13	100.0	13.00	0	0.0	0	0.0	13	0-0	118.8
<b>Rams</b>	<b>339</b>	<b>182</b>	<b>2253</b>	<b>53.7</b>	<b>5.54</b>	<b>16</b>	<b>4.7</b>	<b>11</b>	<b>3.2</b>	<b>58</b>	<b>25-237</b>	<b>76.7</b>
<b>Opponents</b>	<b>370</b>	<b>180</b>	<b>2236</b>	<b>48.6</b>	<b>4.62</b>	<b>11</b>	<b>3.2</b>	<b>25</b>	<b>7.2</b>	<b>73</b>	<b>36-359</b>	<b>49.6</b>

DATE	W/L	Score	Opponent.....	Attend.
9/12	W	30-14	@ Atlanta.....	(53,607)
9/19	T	10-10	@ Minnesota, OT.....	(47,310)
9/26	W	24-10	NEW YORK GIANTS.....	(60,698)
10/3	W	31-28	@ Miami.....	(60,753)
10/11	L	0-16	SAN FRANCISCO.....	(80,532)
10/17	W	20-12	CHICAGO.....	(71,751)
10/24	W	16-10	@ New Orleans.....	(51,984)
10/31	W	45-6	SEATTLE.....	(52,035)
11/8	L	12-20	@ Cincinnati.....	(52,480)
11/14	L	28-30	ST. LOUIS.....	(64,698)
11/21	W	23-3	@ San Francisco.....	(58,573)
11/28	W	33-14	NEW ORLEANS.....	(54,906)
12/4	W	59-0	ATLANTA.....	(57,366)
12/11	W	20-17	@ Detroit.....	(73,155)
<b>12/19</b>	<b>W</b>	<b>14-12</b>	<b>@ Dallas.....</b>	<b>(62,436)</b>
<b>12/26</b>	<b>L</b>	<b>13-24</b>	<b>@ Minnesota.....</b>	<b>(47,191)</b>

	RAMS	OPP.
<b>First Downs</b> .....	265	213
Rushing.....	143	79
Passing.....	111	118
Penalty.....	11	16
3rd Down Eff.....	100-223-44.8%	66-204-32.4%
<b>Total Net Yards</b> .....	4869	3656
Avg./Game.....	347.8	261.1
Total Plays.....	960	871
Avg./Play.....	5.1	4.2
<b>Net Yards Rushing</b> .....	2528	1564
Avg./Game.....	180.6	111.7
Total Rushes.....	613	429
<b>Net Yards Passing</b> .....	2341	2092
Avg./Game.....	167.2	149.4
Sacked-Yds. Lost.....	32-288	45-395
Gross Yards.....	2629	2487
Att-Comp-Int.....	315-171-15	397-199-32
Comp. %.....	54.3	50.1
<b>Punts/Avg.</b> .....	79-38.1	95-41.2
Net Avg.....	33.0	33.9
<b>Penalties/Yards</b> .....	83-764	82-747
<b>Fumbles/Ball Lost</b> .....	29-21	31-16
<b>Touchdowns</b> .....	44	22
Rushing.....	22	11
Passing.....	17	11
Returns.....	4	0

Score by Periods	1	2	3	4	OT	T
Rams.....	62	81	79	129	0	- 351
Opponents.....	37	38	81	34	0	- 190

Scoring	TD	Ru	Pa	Rt	PAT	FG	S	Pts
Dempsey.....	0	0	0	36-44	17-26	0	87	0
McCutcheon.....	11	9	2	0	0-0	0-0	0	66
Jessie.....	6	0	6	0	0-0	0-0	0	36
Haden.....	5	0	5	0	0-0	0-0	0	30
H. Jackson.....	4	4	0	0	0-0	0-0	0	24
M. Jackson.....	3	0	0	3	0-0	0-0	0	18
Bryant.....	3	2	0	1	0-0	0-0	0	18
J. Harris.....	2	2	0	0	0-0	0-0	0	12
Cappelletti.....	2	1	1	0	0-0	0-0	0	12
Bertelsen.....	2	2	0	0	0-0	0-0	0	12
Geredine.....	1	0	1	0	0-0	0-0	0	6
Jaworski.....	1	1	0	0	0-0	0-0	0	6
Klein.....	1	0	1	0	0-0	0-0	0	6
Phillips.....	1	1	0	0	0-0	0-0	0	6
Scales.....	1	0	1	0	0-0	0-0	0	6
Scribner.....	1	1	0	0	0-0	0-0	0	6
<b>Rams.....</b>	<b>44</b>	<b>23</b>	<b>17</b>	<b>4</b>	<b>36-44</b>	<b>17-26</b>	<b>0</b>	<b>351</b>
<b>Opponents.....</b>	<b>22</b>	<b>11</b>	<b>11</b>	<b>0</b>	<b>20-22</b>	<b>12-20</b>	<b>0</b>	<b>190</b>

**Usual Starters**

WR	H. Jackson (14)	DE	Ja. Youngblood (14)
LT	France (14)	DT	Brooks (14)
LG	Mack (14)	DT	Olsen (14)
C	Saul (14)	DE	Dryer (14)
RG	Harrah (14)	LLB	Geddes (14)
RT	Williams (14)	MLB	Reynolds (14)
TE	Klein (11)	RLB	Robertson (14)
WR	Jessie (14)	CB	McMillan (14)
QB	J. Harris (13)	CB	Jackson (14)
FB	Cappelletti (14)	SS	Elmendorf (14)
RB	McCutcheon (14)	FS	Simpson (14)

Rushing	No.	Yds.	Avg.	LG	TD
McCutcheon.....	291	1168	4.0	40	9
Cappelletti.....	177	688	3.9	38	1
Phillips.....	34	206	6.1	33	1
Bertelsen.....	42	155	3.7	18	2
Haden.....	25	84	3.4	16	4
J. Harris.....	12	76	6.3	20	2
Bryant.....	21	64	3.0	12	2
Jessie.....	4	37	9.3	22	0
H. Jackson.....	1	15	15.0	15	0
Jaworski.....	2	15	7.5	14	1
Scribner.....	2	12	6.0	11	1
Geredine.....	1	8	8.0	8	0
Prece.....	1	0	0.0	0	0
<b>Rams.....</b>	<b>613</b>	<b>2528</b>	<b>4.1</b>	<b>40</b>	<b>23</b>
<b>Opponents.....</b>	<b>429</b>	<b>1564</b>	<b>3.6</b>	<b>60</b>	<b>11</b>

Receiving	No.	Yds.	Avg.	LG	TD
H. Jackson.....	39	751	19.3	65	5
Jessie.....	34	779	22.9	58	6
Cappelletti.....	30	302	10.1	32	1
McCutcheon.....	28	305	10.9	42	2
Klein.....	20	229	11.5	26	1
Bertelsen.....	6	33	5.5	10	0
Nelson.....	4	48	12.0	16	0
Phillips.....	4	23	5.8	15	0
Scales.....	3	105	35.0	80	1
Bryant.....	2	28	14.0	25	0
Geredine.....	1	23	23.0	23	1
Harrah.....	0	3	0.0	0	0
<b>Rams.....</b>	<b>171</b>	<b>2629</b>	<b>15.4</b>	<b>80</b>	<b>17</b>
<b>Opponents.....</b>	<b>199</b>	<b>2487</b>	<b>12.5</b>	<b>57</b>	<b>11</b>

Interceptions	No.	Yds.	Avg.	LG	TD
M. Jackson.....	10	173	17.3	46	3
Perry.....	8	79	9.9	43	0
Simpson.....	4	62	15.5	30	0
Robertson.....	4	28	7.0	14	0
J. Youngblood.....	2	28	14.0	26	0
Elmendorf.....	2	0	0.0	0	0
Prece.....	1	6	6.0	6	0
Kay.....	1	0	0.0	0	0
<b>Rams.....</b>	<b>32</b>	<b>376</b>	<b>11.8</b>	<b>46</b>	<b>3</b>
<b>Opponents.....</b>	<b>15</b>	<b>211</b>	<b>14.1</b>	<b>42</b>	<b>0</b>

Punting	No.	Yds.	Avg.	TB	In20	LG	Blk.
Jackson.....	77	3006	39.0	6	16	61	0
<b>Rams.....</b>	<b>79</b>	<b>3006</b>	<b>38.1</b>	<b>6</b>	<b>16</b>	<b>61</b>	<b>2</b>
<b>Opponents.....</b>	<b>95</b>	<b>3918</b>	<b>41.2</b>	<b>11</b>	<b>16</b>	<b>68</b>	<b>0</b>

Punt Returns	No.	FC	Yds.	Avg.	LG	TD
Bryant.....	29	2	321	11.1	25	0
Scales.....	4	0	46	11.5	21	0
Scribner.....	8	1	54	6.8	20	0
Bertelsen.....	10	0	55	5.5	19	0
Johns.....	1	0	0	0.0	0	0
<b>Rams.....</b>	<b>52</b>	<b>3</b>	<b>476</b>	<b>9.2</b>	<b>25</b>	<b>0</b>
<b>Opponents.....</b>	<b>39</b>	<b>17</b>	<b>281</b>	<b>7.2</b>	<b>34</b>	<b>0</b>

Kickoff Returns	No.	Yds.	Avg.	LG	TD
Bryant.....	16	459	28.7	90	1
Johns.....	2	56	28.0	34	0
Geredine.....	9	181	20.1	30	0
P. Thomas.....	7	140	20.0	30	0
Scales.....	7	136	19.4	27	0
Scribner.....	3	53	18.0	22	0
Nelson.....	0	1	0.0	0	0
<b>Rams.....</b>	<b>44</b>	<b>1027</b>	<b>23.3</b>	<b>90</b>	<b>1</b>
<b>Opponents.....</b>	<b>70</b>	<b>1383</b>	<b>19.8</b>	<b>84</b>	<b>0</b>

Field Goals	1-19	20-29	30-39	40-49	50+	T
Dempsey.....	2-2	5-8	4-5	6-10	0-1	17-26
<b>Opponents.....</b>	<b>3-3</b>	<b>3-3</b>	<b>2-3</b>	<b>4-8</b>	<b>0-3</b>	<b>12-20</b>

Dempsey (25), (48M, 42, 20M) (44),(49B, 22B, 29M, 19),(47M), (44, 52M, 37), (49), (20), (19, 23), (1), (42), (33, 25), (42, 29, (35, 32, 27M, 42M)  
**Opponents** (1), (33, 41M, 35M),(22),(42M),(18), (42, 50M, 48M, 42M), (22), (43, 41), (50M),(40, 32, 25), (19, 50M), (1), (19)

Passing	Att.	Comp.	Yds.	Pct.	Yds./Att.	TD	TD%	Int.	Int%	LG	Sack-Lost	Rating
Haden.....	105	60	896	57.1	8.53	8	7.6	4	3.8	65	13-86	94.7
J. Harris.....	158	91	1460	57.6	9.24	8	5.1	6	3.8	80	14-151	89.8
Jaworski.....	52	20	273	38.5	5.25	1	1.9	5	9.6	42	5-51	22.8
<b>Rams.....</b>	<b>315</b>	<b>171</b>	<b>2629</b>	<b>54.3</b>	<b>6.75</b>	<b>17</b>	<b>5.4</b>	<b>15</b>	<b>4.8</b>	<b>80</b>	<b>32-288</b>	<b>80.1</b>
<b>Opponents.....</b>	<b>397</b>	<b>199</b>	<b>2487</b>	<b>50.1</b>	<b>4.73</b>	<b>11</b>	<b>2.8</b>	<b>32</b>	<b>8.1</b>	<b>57</b>	<b>45-395</b>	<b>45.6</b>

DATE	W/L	Score	Opponent.....	Attend.
9/21	L	7-18	@ Dallas.....	(49,091)
9/28	W	23-14	@ San Francisco.....	(57,379)
10/5	W	24-13	BALTIMORE.....	(60,011)
10/12	W	13-10	@ San Diego (OT).....	(38,482)
10/19	W	22-7	ATLANTA.....	(60,581)
10/26	W	38-14	NEW ORLEANS.....	(54,723)
11/3	W	42-3	@ Philadelphia.....	(64,601)
11/9	L	23-24	SAN FRANCISCO.....	(74,064)
11/16	W	16-7	@ Atlanta.....	(44,595)
11/23	W	28-10	CHICAGO.....	(58,690)
11/27	W	20-0	@ Detroit.....	(69,552)
12/7	W	14-7	@ New Orleans.....	(39,958)
12/14	W	22-5	GREEN BAY.....	(59,312)
12/20	W	10-3	PITTSBURGH.....	(69,389)
<b>12/27</b>	<b>W</b>	<b>35-23</b>	<b>ST. LOUIS.....</b>	<b>(72,650)</b>
<b>1/4</b>	<b>L</b>	<b>7-37</b>	<b>DALLAS.....</b>	<b>(84,843)</b>

First Downs		RAMS		OPP.	
Rushing	273	204			
Passing	134	103			
Penalty	19	24			
3rd Down Eff.	95-214-44.4%	74-207-35.7%			
<b>Total Net Yards</b>	<b>4566</b>	<b>3322</b>			
Avg./Game	326.1	237.3			
Total Plays	949	853			
Avg./Play	4.8	3.9			
<b>Net Yards Rushing</b>	<b>2371</b>	<b>1533</b>			
Avg./Game	169.4	109.5			
Total Rushes	585	423			
Avg./Game	2195	1789			
<b>Net Yards Passing</b>	<b>1568</b>	<b>1278</b>			
Avg./Game	116.8	93.3			
Sacked-Yds. Lost	30-255	43-337			
Gross Yards	2450	2126			
Att-Comp-Int.	334-181-17	387-187-22			
Comp. %	54.2	48.3			
<b>Punts/Avg.</b>	<b>73-746</b>	<b>89-397</b>			
<b>Penalties/Yards</b>	<b>73-746</b>	<b>85-626</b>			
<b>Fumbles/Ball Lost</b>	<b>26-8</b>	<b>31-18</b>			
<b>Touchdowns</b>	<b>36</b>	<b>15</b>			
Rushing	18	4			
Passing	14	11			
Returns	4	0			

Score by Periods	1	2	3	4	OT	T
Rams.....	65	71	71	102	3	-312
Opponents.....	15	35	34	51	0	-135

Scoring	TD	Ru	Pa	Rt	PAT	FG	S	Pts
Dempsey.....	0	0	0	31-36	21-26	0	0	94
H. Jackson.....	7	0	7	0-0	0-0	0	0	42
Cappelletti.....	6	6	0	0-0	0-0	0	0	36
Bertelsen.....	3	3	0	0-0	0-0	0	0	18
Jessie.....	3	0	3	0-0	0-0	0	0	18
McCutcheon.....	2	1	0	0-0	0-0	0	0	18
Klein.....	2	0	2	0-0	0-0	0	0	12
Bryant.....	2	2	0	0-0	0-0	0	0	12
Scribner.....	2	2	0	0-0	0-0	0	0	12
Jaworski.....	2	2	0	0-0	0-0	0	0	12
J. Harris.....	1	1	0	0-0	0-0	0	0	6
Snow.....	1	0	1	0-0	0-0	0	0	6
M. Jackson.....	1	0	0	0-0	0-0	0	0	6
Robertson.....	1	0	0	1-0	0-0	0	0	6
Dryer.....	1	0	0	1-0	0-0	0	0	6
Peterson.....	1	0	0	1-0	0-0	0	0	6
Ja. Youngblood.....	0	0	0	0-0	0-0	2	2	2
<b>Rams.....</b>	<b>18</b>	<b>14</b>	<b>4</b>	<b>31-36</b>	<b>21-26</b>	<b>1</b>	<b>312</b>	
<b>Opponents.....</b>	<b>15</b>	<b>4</b>	<b>11</b>	<b>0</b>	<b>13-15</b>	<b>10-19</b>	<b>0</b>	<b>135</b>

**Usual Starters**

WR	H. Jackson (14)	DE	Ja. Youngblood
LT		Cowan (13)	DT
LG	Mack (14)	DT	Olsen (14)
C	Saul (14)	DE	Dryer (14)
RG	Scibelli (14)	LLB	Geddes (14)
RT	Williams (14)	MLB	Reynolds (14)
TE	Klein (11)	RLB	Robertson (14)
WR	Jessie (14)	CB	McMillan (14)
QB	J. Harris (13)	CB	M. Jackson (9)
FB	Bryant (13)	SS	Elmendorf (14)
RB	McCutcheon (14)	FS	Simpson (14)

Passing	Att.	Comp.	Yds.	Pct.	Yds./Att.
J. Harris.....	285	157	2148	55.1	7.54
Jaworski.....	48	24	302	50.0	6.29
McCutcheon.....	4	0	0	0.0	0.00
<b>Rams.....</b>	<b>334</b>	<b>181</b>	<b>2450</b>	<b>54.2</b>	<b>6.03</b>

Rushing	No.	Yds.	Avg.	LG	TD
McCutcheon.....	213	911	4.3	43	2
Bryant.....	117	467	4.0	18	2
Bertelsen.....	116	457	3.9	19	2
Scribner.....	42	216	5.1	34	2
Cappelletti.....	48	158	3.3	30	6
Phillips.....	17	69	4.1	20	0
J. Harris.....	18	45	2.5	15	1
Jaworski.....	12	33	2.8	21	2
Jessie.....	7	15	7.5	9	0
<b>Rams.....</b>	<b>585</b>	<b>2371</b>	<b>4.1</b>	<b>43</b>	<b>18</b>
<b>Opponents.....</b>	<b>423</b>	<b>1533</b>	<b>3.6</b>	<b>38</b>	<b>4</b>

Receiving	No.	Yds.	Avg.	LG	TD
H. Jackson.....	43	786	18.3	54	7
Jessie.....	41	547	13.3	34	3
McCutcheon.....	31	230	7.4	24	1
Bryant.....	20	229	11.5	31	0
Klein.....	16	237	14.8	44	2
Bertelsen.....	14	208	14.9	22	0
McGee.....	6	83	13.8	22	0
Snow.....	4	86	21.5	42	1
Scribner.....	2	28	14.0	25	0
Phillips.....	2	10	5.0	8	0
T. Nelson.....	1	5	5.0	5	0
Cowan.....	1	1	1.0	1	0
<b>Rams.....</b>	<b>181</b>	<b>2450</b>	<b>13.5</b>	<b>54</b>	<b>14</b>
<b>Opponents.....</b>	<b>187</b>	<b>2126</b>	<b>11.4</b>	<b>68</b>	<b>11</b>

Interceptions	No.	Yds.	Avg.	LG	TD
Simpson.....	6	90	15.0	29	0
Robertson.....	4	118	29.5	76	1
Elmendorf.....	4	48	12.0	26	0
McMillan.....	2	64	21.3	31	0
M. Jackson.....	2	13	6.5	10	0
Dryer.....	1	20	20.0	20	1
Reynolds.....	1	15	15.0	15	0
Geddes.....	1	4	4.0	4	0
<b>Rams.....</b>	<b>22</b>	<b>372</b>	<b>16.9</b>	<b>76</b>	<b>2</b>
<b>Opponents.....</b>	<b>17</b>	<b>204</b>	<b>12.0</b>	<b>37</b>	<b>0</b>

Punting	No.	Yds.	Avg.	LG	Blk.
Carrell.....	73	2874	39.4	57	
<b>Opponents.....</b>	<b>89</b>	<b>3529</b>	<b>39.7</b>	<b>60</b>	

Punt Returns	No.	FC	Yds.	Avg.	LG	TD
Bryant.....	2	0	47	23.5	40	0
Bertelsen.....	11	1	143	13.0	38	0
Elmendorf.....	15	0	125	8.3	23	0
Scribner.....	26	1	205	7.9	16	0
Simpson.....	1	0	-3	-3.0	-3	0
<b>Rams.....</b>	<b>55</b>	<b>2</b>	<b>517</b>	<b>9.4</b>	<b>40</b>	<b>0</b>
<b>Opponents.....</b>	<b>45</b>	<b>5</b>	<b>406</b>	<b>9.0</b>	<b>39</b>	<b>0</b>

Kickoff Returns	No.	Yds.	Avg.	LG	TD
Scribner.....	1	24	24.0	24	0
McGee.....	17	404	23.8	46	0
Bryant.....	12	280	23.3	42	0
Bertelsen.....	1	17	17.0	17	0
Cappelletti.....	3	39	13.0	17	0
<b>Rams.....</b>	<b>34</b>	<b>764</b>	<b>22.5</b>	<b>46</b>	<b>0</b>
<b>Opponents.....</b>	<b>64</b>	<b>1347</b>	<b>21.0</b>	<b>40</b>	<b>0</b>

Field Goals	1-19	20-29	30-39	40-49	50+	T
Dempsey.....	2-2	7-7	7-7	4-5	1-2	21-26
<b>Opponents.....</b>	<b>1-1</b>	<b>2-3</b>	<b>5-10</b>	<b>1-2</b>	<b>1-3</b>	<b>10-19</b>

Dempsey ( ), (47, 31, 51), (27), (19, 57M, 41M, 22), (35, 25, 20), (39), ( ), (23), (33, 42, 17), (27), ( ), (47, 37), (40, 39, 38), (26)  
 Opponents (32M, 25, 28M, 39, 19, 31), (62M, 38M), ( ), (38M, 42M, 36), ( ), (36), (54), ( ), (55), ( ), (48), (20)

TD	TD%	Int.	Int%	LG	Sack-Lost	Rating
14	4.9	15	5.3	54	21-180	73.7
0	0.0	2	4.2	25	9-75	52.5
0	0.0	0	0.0	0	0-0	39.6
<b>14</b>	<b>4.2</b>	<b>17</b>	<b>5.1</b>	<b>54</b>	<b>30 - 255</b>	



DATE	W/L	Score	Opponent.....	Attend.
9/16	W	23-13	@ Kansas City.....	(62,315)
9/23	W	31-0	ATLANTA.....	(61,197)
9/30	W	40-20	@ San Francisco.....	(57,487)
10/7	W	31-26	@ Houston.....	(34,875)
10/14	W	37-31	DALLAS.....	(81,428)
10/21	W	24-7	GREEN BAY.....	(80,558)
10/28	L	9-10	@ Minnesota.....	(47,787)
11/4	L	13-15	@ Atlanta.....	(55,837)
11/11	W	29-7	NEW ORLEANS.....	(70,358)
11/18	W	31-13	SAN FRANCISCO.....	(78,358)
11/25	W	24-13	@ New Orleans.....	(67,192)
12/2	W	26-0	@ Chicago.....	(47,620)
12/10	W	40-6	NEW YORK GIANTS.....	(73,328)
12/16	W	30-17	CLEVELAND.....	(73,948)
<b>12/23</b>	<b>L</b>	<b>16-27</b>	<b>@ Dallas.....</b>	<b>(64,291)</b>

	RAMS		OPP.	
<b>First Downs.....</b>	294		173	
Rushing.....	177		71	
Passing.....	101		87	
Penalty.....	16		15	
3rd Down Eff.....	85-205-41.5%		40-170-24.7%	
<b>Total Net Yards.....</b>	4906		2951	
Avg./Game.....	350.4		210.8	
Total Plays.....	947		739	
Avg./Play.....	5.2		4.0	
<b>Net Yards Rushing.....</b>	2925		1270	
Avg./Game.....	208.9		90.7	
Total Rushes.....	659		366	
<b>Net Yards Passing.....</b>	1981		1881	
Avg./Game.....	141.5		120.1	
Sacked-Yds. Lost.....	17-126		45-342	
Gross Yards.....	2107		2023	
Att-Comp-Int.....	271-144-11		328-179-20	
Comp. %.....	53.1		54.6	
<b>Punts/Avg.....</b>	51-40.8		81-40.8	
<b>Penalties/Yards.....</b>	54-606		61-566	
<b>Fumbles/Ball Lost.....</b>	21-9		29-18	
<b>Touchdowns.....</b>	42		17	
Rushing.....	18		5	
Passing.....	22		10	
Returns.....	2		2	

Score by Periods	1	2	3	4	T
Rams.....	70	166	71	81	- 388
Opponents.....	39	49	26	64	- 178

Scoring	TD	Ru	Pa	Rt	PAT	FG	S	Pts
Ray.....	0	0	0	0	40-42	30-47	0	130
H. Jackson.....	13	0	13	0	0-0	0-0	0	78
Baker.....	7	7	0	0	0-0	0-0	0	42
Bertelsen.....	5	4	1	0	0-0	0-0	0	30
McCutcheon.....	5	2	3	0	0-0	0-0	0	30
Snow.....	2	0	2	0	0-0	0-0	0	12
L. Smith.....	2	2	0	0	0-0	0-0	0	12
Josephson.....	2	2	0	0	0-0	0-0	0	12
Klein.....	2	0	2	0	0-0	0-0	0	12
Curran.....	1	0	1	0	0-0	0-0	0	6
Preece.....	1	1	0	0	0-0	0-0	0	6
Bryant.....	1	0	0	1	0-0	0-0	0	6
Robertson.....	1	0	0	1	0-0	0-0	0	6
Dryer.....	0	0	0	0	0-0	0-0	2	4
Team.....	0	0	0	0	0-0	0-0	1	2
<b>Rams.....</b>	<b>42</b>	<b>18</b>	<b>22</b>	<b>2</b>	<b>40-42</b>	<b>30-47</b>	<b>3</b>	<b>388</b>
<b>Opponents.....</b>	<b>17</b>	<b>5</b>	<b>10</b>	<b>2</b>	<b>16-17</b>	<b>20-27</b>	<b>0</b>	<b>178</b>

**Usual Starters**

WR	H. Jackson (14)	DE	Ja. Youngblood (14)
LT	Cowan (14)	DT	Brooks (14)
LG	Mack (14)	DT	Olsen (14)
C	Iman (14)	DE	Dryer (14)
RG	Scibelli (14)	LLB	Geddes (14)
RT	Williams (14)	MLB	Reynolds (14)
TE	Klein (14)	RLB	Robertson (14)
WR	Snow (14)	CB	McMillan (14)
QB	Hadl (14)	CB	Stukes (14)
RB	Bertelsen (14)	SS	Elmendorf (14)
RB	McCutcheon (12)	FS	Preece (14)

Rushing	No.	Yds.	Avg.	LG	TD
McCutcheon.....	210	1097	5.2	37	2
Bertelsen.....	206	854	4.1	49	4
Baker.....	85	344	4.0	17	7
L. Smith.....	79	291	3.7	16	2
Josephson.....	36	174	4.8	14	2
Scribner.....	20	109	5.5	17	0
J. Harris.....	4	29	7.3	19	0
Gordon.....	1	19	19.0	19	0
Preece.....	1	11	11.0	11	1
Chapple.....	0	0	0.0	0	0
Hadl.....	14	5	0.4	6	0
H. Jackson.....	2	-8	-4.0	-3	0
<b>Rams.....</b>	<b>659</b>	<b>2925</b>	<b>4.4</b>	<b>49</b>	<b>18</b>
<b>Opponents.....</b>	<b>366</b>	<b>1270</b>	<b>3.5</b>	<b>25</b>	<b>5</b>

Receiving	No.	Yds.	Avg.	LG	TD
H. Jackson.....	40	874	21.9	69	13
McCutcheon.....	30	289	9.6	31	3
Klein.....	21	277	13.2	23	2
Bertelsen.....	19	267	14.1	44	1
Snow.....	16	252	15.8	38	2
L. Smith.....	10	65	6.5	11	0
Curran.....	5	56	11.2	27	0
Scribner.....	2	19	9.5	13	0
Sherman.....	1	8	8.0	8	0
<b>Rams.....</b>	<b>144</b>	<b>2107</b>	<b>14.6</b>	<b>69</b>	<b>22</b>
<b>Opponents.....</b>	<b>179</b>	<b>2023</b>	<b>11.3</b>	<b>65</b>	<b>10</b>

Interceptions	No.	Yds.	Avg.	LG	TD
Stukes.....	5	104	20.8	42	0
McMillan.....	4	20	5.0	15	0
Robertson.....	3	57	19.0	49	1
Reynolds.....	2	52	26.0	49	0
Preece.....	2	25	12.5	25	0
Elmendorf.....	1	16	16.0	16	0
J. Youngblood.....	1	15	15.0	15	0
Stein.....	1	6	6.0	6	0
Clark.....	1	5	5.0	5	0
<b>Rams.....</b>	<b>20</b>	<b>300</b>	<b>15.0</b>	<b>49</b>	<b>1</b>
<b>Opponents.....</b>	<b>11</b>	<b>103</b>	<b>9.4</b>	<b>30</b>	<b>1</b>

Punting	No.	Yds.	Avg.	LG	Bkls.
Chapple.....	51	2079	40.8	65	1
<b>Rams.....</b>	<b>51</b>	<b>2079</b>	<b>40.8</b>	<b>65</b>	<b>1</b>
<b>Opponents.....</b>	<b>81</b>	<b>3308</b>	<b>40.8</b>	<b>59</b>	<b>0</b>

Punt Returns	No.	FC	Yds.	Avg.	LG	TD
Bertelsen.....	26	10	259	10.0	34	0
Elmendorf.....	22	3	187	8.5	30	0
Scribner.....	3	1	32	10.7	17	0
<b>Rams.....</b>	<b>51</b>	<b>14</b>	<b>478</b>	<b>9.4</b>	<b>34</b>	<b>0</b>
<b>Opponents.....</b>	<b>24</b>	<b>8</b>	<b>261</b>	<b>10.9</b>	<b>26</b>	<b>0</b>

Kickoff Returns	No.	Yds.	Avg.	LG	TD
Bryant.....	13	369	28.4	93	1
Scribner.....	11	314	28.5	57	0
Clark.....	2	80	40.0	58	0
Gordon.....	3	68	22.7	25	0
Elmendorf.....	2	23	11.5	23	0
Curran.....	1	24	24.0	24	0
Smith.....	1	16	16.0	16	0
Bertelsen.....	1	15	15.0	15	0
McCutcheon.....	1	6	6.0	6	0
Klein.....	1	0	0.0	0	0
<b>Rams.....</b>	<b>36</b>	<b>915</b>	<b>25.4</b>	<b>93</b>	<b>1</b>
<b>Opponents.....</b>	<b>68</b>	<b>1318</b>	<b>19.4</b>	<b>35</b>	<b>0</b>

Field Goals	1-19	20-29	30-39	40-49	50+	T
Hadl.....	9-10	7-9	9-16	5-11	0-1	30-47
<b>Opponents.....</b>	<b>7-7</b>	<b>7-7</b>	<b>6-6</b>	<b>0-5</b>	<b>0-1</b>	<b>20-26</b>

Ray (27, 47M, 19M) (34, 36M, 47M), (16, 19, 27, 25) (17, 26M), (27, 37, 35, 49M), (44, 40, 49M), (30, 35, 47, 32), (43M), (32, 42), (19, 11, 8, 39M), (37, 49M), (20, 30M, 27M), (30, 16, 39, 26, 52M), (16, 31M), (48, 27, 15, 35M, 35M)  
**Opponents** (49M, 52M), (1), (35, 24), (8, 35, 37, 36), (8), (1), (15, 25M, 47B, 45), (28, 30, 12, 26, 16), (41M), (24, 17), (37, 24, 43M), (1), (15, 27), (22)

Passing	Att.	Comp.	Yds.	Pct.	Yds./Att.	TD	TD%	Int.	Int%	LG	Sack-Lost	Rating
Hadl.....	258	135	2008	52.3	7.8	22	8.5	11	4.3	69	17 - 12 6	
J. Harris.....	11	7	68	63.0	6.2	0	0.0	0	0.0	27	0-0	80.8
L. Smith.....	2	2	31	100.0	15.5	0	0.0	0	0.0	21	0-0	118.9
<b>Rams.....</b>	<b>271</b>	<b>144</b>	<b>2107</b>	<b>53.1</b>	<b>7.8</b>	<b>22</b>	<b>8.1</b>	<b>11</b>	<b>4.1</b>	<b>69</b>	<b>17 - 12 6</b>	
<b>Opponents.....</b>	<b>328</b>	<b>179</b>	<b>2023</b>	<b>54.6</b>	<b>6.1</b>	<b>10</b>	<b>3.0</b>	<b>20</b>	<b>6.1</b>	<b>45</b>	<b>45-342</b>	<b>58.0</b>

DATE	W/L	Score	Opponent	Attend.
9/17	W	34-14	NEW ORLEANS	(66,303)
9/24	T	13-13	@ Chicago	(55,701)
10/1	L	3-31	@ Atlanta	(57,122)
10/8	W	31-7	SAN FRANCISCO	(77,382)
10/15	W	34-3	@ Philadelphia	(65,720)
10/22	W	15-12	CINCINNATI	(73,385)
10/29	L	17-45	@ Oakland	(54,660)
11/5	W	20-7	ATLANTA	(75,018)
11/12	L	10-16	DENVER	(65,398)
11/17	L	41-45	MINNESOTA	(77,982)
11/26	L	16-19	@ New Orleans	(64,325)
12/4	W	26-16	@ San Francisco	(61,214)
12/10	L	14-24	@ St. Louis	(36,873)
12/17	L	17-34	DETROIT	(71,761)

First Downs		RAMS	OPP.
Rushing	.....	238	235
Passing	.....	113	101
Penalty	.....	108	110
Penalty	.....	17	24
<b>Total Net Yards</b>	.....	<b>4355</b>	<b>3907</b>
Avg./Game	.....	311.1	279.1
Total Plays	.....	859	843
Avg./Play	.....	5.1	4.6
<b>Net Yards Rushing</b>	.....	<b>2209</b>	<b>1762</b>
Avg./Game	.....	157.8	125.9
Total Rushes	.....	472	438
<b>Net Yards Passing</b>	.....	<b>2146</b>	<b>2145</b>
Avg./Game	.....	153.3	153.2
Sacked-Yds. Lost	.....	16-136	42-327
Gross Yards	.....	2282	2472
Att-Comp-Int.	.....	371-184-22	363-181-16
Comp. %	.....	49.6	49.9
<b>Punts/Avg.</b>	.....	<b>53-44.2</b>	<b>71-41.2</b>
<b>Penalties/Yards</b>	.....	<b>78-648</b>	<b>60-553</b>
<b>Fumbles/Ball Lost</b>	.....	<b>24-9</b>	<b>25-11</b>
<b>Touchdowns</b>	.....	<b>31</b>	<b>34</b>
Rushing	.....	17	9
Passing	.....	13	20
Returns	.....	1	5

Score by Periods	1	2	3	4	T	
Rams	.....	53	97	94	47	-291
Opponents	.....	53	90	57	86	-286

Scoring	TD	Ru	Pa	Rt	PAT	FG	S	Pts
Ray	0	0	0	0	31-31	24-41	0	103
Bertelsen	5	1	0	0	0-0	0-0	0	36
Ellison	6	5	1	0	0-0	0-0	0	36
Snow	4	0	4	0	0-0	0-0	0	24
L. Smith	3	2	1	0	0-0	0-0	0	18
B. Thomas	3	3	0	0	0-0	0-0	0	18
Rentzel	2	0	1	0	0-0	0-0	0	12
Sweet	1	0	1	0	0-0	0-0	1	8
Klein	1	0	1	0	0-0	0-0	0	6
Josephson	1	0	1	0	0-0	0-0	0	6
Gabriel	1	1	0	0	0-0	0-0	0	6
Gordon	1	0	1	0	0-0	0-0	0	6
Howard	1	0	0	1	0-0	0-0	0	6
Love	1	0	1	0	0-0	0-0	0	6
<b>Rams</b>	<b>31</b>	<b>17</b>	<b>13</b>	<b>1</b>	<b>31-31</b>	<b>24-41</b>	<b>1</b>	<b>291</b>
<b>Opponents</b>	<b>34</b>	<b>9</b>	<b>20</b>	<b>5</b>	<b>32-34</b>	<b>16-30</b>	<b>0</b>	<b>286</b>

Usual Starters

WR	Snow (14)	DE	Ja. Youngblood (10)
LT	Cowan (13)	DT	Olsen (14)
LG	Mack (12)	DT	Brooks (8)
C	Iman (14)	DE	Bacon (14)
RG	Scibelli (13)	LLB	Purnell (12)
RT	Schuh (14)	MLB	McKeever (14)
TE	Klein (13)	RLB	Robertson (14)
WR	Rentzel (14)	CB	Clark (6)
QB	Gabriel (13)		C. Williams (6)
RB	Bertelsen (8)	CB	Howard (13)
RB	Ellison (12)	S	Elmendorf (14)
		S	Nettles (14)

Rushing	No.	Yds.	Avg.	LG	TD
Ellison	.....	170	764	4.5	37
Bertelsen	.....	123	581	4.7	5
B. Thomas	.....	77	433	5.0	49
L. Smith	.....	60	276	4.6	68
Josephson	.....	18	75	4.2	13
Rentzel	.....	7	71	10.1	18
Gabriel	.....	14	16	1.1	11
Sweet	.....	1	1	1.0	1
Beathard	.....	1	-1	-1.0	0
Klein	.....	1	-7	-7.0	-7
<b>Rams</b>	<b>.....</b>	<b>472</b>	<b>2209</b>	<b>4.7</b>	<b>68</b>
<b>Opponents</b>	<b>.....</b>	<b>438</b>	<b>1762</b>	<b>4.0</b>	<b>56</b>

Receiving	No.	Yds.	Avg.	LG	TD
Snow	.....	30	590	19.7	57
Bertelsen	.....	29	331	11.4	22
Klein	.....	29	330	11.4	26
Rentzel	.....	27	365	13.5	40
Ellison	.....	23	141	6.1	39
L. Smith	.....	15	186	12.4	47
Josephson	.....	14	170	12.1	34
B. Thomas	.....	11	95	8.6	19
Gordon	.....	3	29	9.7	17
Sweet	.....	2	26	13.0	17
Love	.....	1	19	19.0	19
<b>Rams</b>	<b>.....</b>	<b>184</b>	<b>2282</b>	<b>12.4</b>	<b>57</b>
<b>Opponents</b>	<b>.....</b>	<b>181</b>	<b>2472</b>	<b>13.6</b>	<b>98</b>

Interceptions	No.	Yds.	Avg.	LG	TD
Nettles	.....	6	168	28.0	43
Elmendorf	.....	3	29	9.7	15
Howard	.....	3	26	8.7	24
McKeever	.....	2	8	4.0	8
Clark	.....	1	18	18.0	18
Purnell	.....	1	2	2.0	2
<b>Rams</b>	<b>.....</b>	<b>16</b>	<b>251</b>	<b>15.7</b>	<b>43</b>
<b>Opponents</b>	<b>.....</b>	<b>22</b>	<b>439</b>	<b>20.0</b>	<b>88</b>

Punting	No.	Yds.	Avg.	LG	Bk.
Chapple	.....	53	2344	44.2	70
<b>Rams</b>	<b>.....</b>	<b>53</b>	<b>2344</b>	<b>44.2</b>	<b>70</b>
<b>Opponents</b>	<b>.....</b>	<b>71</b>	<b>2926</b>	<b>41.2</b>	<b>71</b>

Punt Returns	No.	FC	Yds.	Avg.	LG	TD
Bertelsen	.....	16	3	232	14.5	60
Love	.....	10	4	39	3.9	10
Gordon	.....	4	0	20	5.0	12
Elmendorf	.....	3	9	56	18.7	41
<b>Rams</b>	<b>.....</b>	<b>33</b>	<b>16</b>	<b>347</b>	<b>10.5</b>	<b>60</b>
<b>Opponents</b>	<b>.....</b>	<b>22</b>	<b>10</b>	<b>54</b>	<b>2.5</b>	<b>19</b>

Kickoff Returns	No.	Yds.	Avg.	LG	TD
Ellison	.....	14	345	24.6	32
B. Thomas	.....	8	212	26.5	43
Love	.....	8	167	20.9	27
Gordon	.....	4	141	35.3	53
R. Williams	.....	6	141	23.5	29
Bertelsen	.....	4	88	22.0	25
Curran	.....	4	37	9.3	19
Clark	.....	3	59	19.7	28
Howard	.....	2	51	25.5	28
Pergine	.....	3	46	15.3	19
<b>Rams</b>	<b>.....</b>	<b>56</b>	<b>1287</b>	<b>23.0</b>	<b>53</b>
<b>Opponents</b>	<b>.....</b>	<b>54</b>	<b>999</b>	<b>18.5</b>	<b>57</b>

Field Goals	1-19	20-29	30-39	40-49	50+	T	
Ray	.....	6-7	5-7	9-11	4-13	0-4	24-41

Passing	Att.	Comp.	Yds.	Pct.	Yds./Att.	TD	TD%	Int.	Int%	LG	Sack-Lost	Rating	
Gabriel	.....	323	165	2027	51.1	6.3	12	3.7	15	4.6	57	12-102	63.8
Beathard	.....	48	19	255	39.6	5.3	1	2.1	7	14.6	33	4-34	24.6
<b>Rams</b>	<b>.....</b>	<b>371</b>	<b>184</b>	<b>2282</b>	<b>49.6</b>	<b>6.2</b>	<b>13</b>	<b>3.5</b>	<b>22</b>	<b>5.9</b>	<b>57</b>	<b>16-136</b>	<b>56.0</b>
<b>Opponents</b>	<b>.....</b>	<b>363</b>	<b>181</b>	<b>2472</b>	<b>49.9</b>	<b>6.8</b>	<b>20</b>	<b>5.5</b>	<b>16</b>	<b>4.4</b>	<b>98</b>	<b>42-327</b>	<b>72.0</b>



DATE	W/L	Score	Opponent.....	Attend.
9/19	L	20-24	@ New Orleans.....	(70,915)
9/26	T	20-20	ATLANTA.....	(57,895)
10/3	W	17-3	CHICAGO.....	(66,957)
10/10	W	20-13	@ San Francisco.....	(44,000)
10/17	W	24-16	@ Atlanta.....	(58,850)
10/24	W	30-13	GREEN BAY.....	(75,351)
10/31	L	14-20	MIAMI.....	(72,903)
11/8	L	17-24	@ Baltimore.....	(57,722)
11/14	W	21-13	@ Detroit.....	(54,418)
11/21	W	17-6	SAN FRANCISCO.....	(80,050)
11/25	L	21-28	@ Dallas.....	(66,595)
12/5	W	45-28	NEW ORLEANS.....	(73,610)
12/13	L	24-38	WASHINGTON.....	(80,402)
12/19	W	23-14	@ Pittsburgh.....	(45,233)

	RAMS	OPP.
<b>First Downs</b> .....	234	239
Rushing.....	105	91
Passing.....	111	129
Penalty.....	18	19
<b>Total Net Yards</b> .....	4233	4037
Avg./Game.....	302.4	288.4
Total Plays.....	856	879
Avg./Play.....	4.9	4.6
<b>Net Yards Rushing</b> .....	2139	1658
Avg./Game.....	152.8	118.4
Total Rushes.....	460	455
Avg./Game.....	2094	2379
<b>Net Yards Passing</b> .....	2094	169.9
Avg./Game.....	149.6	37-314
Sacked-Yds. Lost.....	26-210	37-314
Gross Yards.....	2304	2693
Att-Comp-Int.....	370-185-11	387-200-27
Comp. %.....	50.0	51.6
<b>Yards/Avg.</b> .....	70-41.4	66-39.4
<b>Penalties/Yards</b> .....	79-642	62-665
<b>Fumbles/ Ball Lost</b> .....	32-18	22-7
<b>Touchdowns</b> .....	37	30
Rushing.....	15	11
Passing.....	18	15
Returns.....	4	4

Score by Periods	1	2	3	4	T
Rams.....	85	77	48	103	- 313
Opponents.....	40	76	75	69	6 - 260

Scoring	TD	Ru	Pa	Rt	PAT	FG	S	Pts
Ray.....	0	0	0	0	37-37	18-29	0	91
Rentzel.....	6	1	5	0	0-0	0-0	0	36
Josephson.....	5	3	2	0	0-0	0-0	0	30
L. Smith.....	5	5	0	0	0-0	0-0	0	30
Snow.....	5	0	5	0	0-0	0-0	0	30
Ellison.....	4	4	0	0	0-0	0-0	0	24
Klein.....	4	0	4	0	0-0	0-0	0	24
Gabriel.....	2	2	0	0	0-0	0-0	0	12
Alexander.....	1	0	0	1	0-0	0-0	0	6
Curran.....	1	0	1	0	0-0	0-0	0	6
Howard.....	1	0	0	1	0-0	0-0	0	6
Maslowski.....	1	0	1	0	0-0	0-0	0	6
Nettles.....	1	0	0	1	0-0	0-0	0	6
T. Williams.....	1	0	0	1	0-0	0-0	0	6
<b>Rams.....</b>	<b>37</b>	<b>15</b>	<b>18</b>	<b>4</b>	<b>37-37</b>	<b>18-29</b>	<b>0</b>	<b>313</b>
<b>Opponents.....</b>	<b>30</b>	<b>11</b>	<b>15</b>	<b>4</b>	<b>29-30</b>	<b>17-32</b>	<b>0</b>	<b>260</b>

**Usual Starters**

WR	Snow (14)	DE	D. Jones (11)
LT	Cowan (14)	DT	M. Olsen (14)
LG	Mack (14)	DT	P. Olsen (8)
C	Iman (14)		Nelson (6)
RG	Scibelli (14)	DE	Bacon (14)
RT	Schuh (14)	LLB	Purnell (14)
TE	Klein (14)	MLB	McKeever (14)
WR	Rentzel (14)	RLB	Robertson (12)
QB	Gabriel (14)	CB	Nettles (14)
RB	Ellison (13)	CB	Howard (14)
RB	Josephson (9)	S	Alexander (14)
	L. Smith (6)	S	Elmendorf (14)

Rushing	No.	Yds.	Avg.	LG	TD
Ellison.....	211	1000	4.7	80	4
Josephson.....	99	449	4.5	57	3
L. Smith.....	91	404	4.4	64	5
Rentzel.....	14	113	8.1	50	1
T. Williams.....	18	103	5.7	36	0
Gabriel.....	18	48	2.7	10	2
Klein.....	3	21	7.0	13	0
White.....	2	11	5.5	6	0
Rhyme.....	3	0	0.0	0	0
Snow.....	1	-10	-10.0	-10	0
<b>Rams.....</b>	<b>460</b>	<b>2139</b>	<b>4.7</b>	<b>80</b>	<b>15</b>
<b>Opponents.....</b>	<b>455</b>	<b>1658</b>	<b>3.6</b>	<b>25</b>	<b>11</b>

Receiving	No.	Yds.	Avg.	LG	TD
Rentzel.....	38	534	14.1	41	5
Snow.....	37	666	18.0	68	5
Ellison.....	32	238	7.4	49	0
L. Smith.....	31	324	10.5	34	0
Josephson.....	26	230	8.8	29	2
Klein.....	14	160	11.4	33	4
Maslowski.....	3	82	27.3	36	1
T. Williams.....	3	68	22.7	43	0
Curran.....	1	2	2.0	2	1
<b>Rams.....</b>	<b>185</b>	<b>2304</b>	<b>12.5</b>	<b>68</b>	<b>18</b>
<b>Opponents.....</b>	<b>200</b>	<b>2693</b>	<b>13.5</b>	<b>74</b>	<b>15</b>

Interceptions	No.	Yds.	Avg.	LG	TD
Howard.....	6	99	16.5	35	0
Nettles.....	5	97	19.4	44	1
McKeever.....	4	38	9.5	15	0
Robertson.....	4	32	8.0	20	0
Alexander.....	3	122	40.7	82	1
Elmendorf.....	2	32	16.0	32	0
Purnell.....	2	32	16.0	17	0
Bacon.....	1	0	0.0	0	0
<b>Rams.....</b>	<b>27</b>	<b>452</b>	<b>16.7</b>	<b>82</b>	<b>2</b>
<b>Opponents.....</b>	<b>11</b>	<b>83</b>	<b>7.5</b>	<b>46</b>	<b>1</b>

Punting	No.	Yds.	Avg.	LG	Blk.
Studstill.....	70	2896	41.4	60	0
<b>Rams.....</b>	<b>70</b>	<b>2896</b>	<b>41.4</b>	<b>60</b>	<b>0</b>
<b>Opponents.....</b>	<b>66</b>	<b>2600</b>	<b>39.3</b>	<b>64</b>	<b>0</b>

Punt Returns	No.	FC	Yds.	Avg.	LG	TD
Haymond.....	24	11	123	5.1	28	0
Rentzel.....	9	5	40	4.4	24	0
Alexander.....	1	3	5	5.0	5	0
T. Williams.....	1	0	4	4.0	4	0
Howard.....	0	1	0	0.0	0	0
<b>Rams.....</b>	<b>27</b>	<b>20</b>	<b>172</b>	<b>4.9</b>	<b>28</b>	<b>0</b>
<b>Opponents.....</b>	<b>35</b>	<b>20</b>	<b>67</b>	<b>2.4</b>	<b>21</b>	<b>0</b>

Kickoff Returns	No.	Yds.	Avg.	LG	TD
T. Williams.....	25	743	29.7	105T	1
Haymond.....	9	207	23.0	34	0
Howard.....	7	164	23.4	34	0
R. Williams.....	4	100	25.0	57	0
Curran.....	3	35	11.7	15	0
Youngblood.....	2	36	18.0	22	0
LaHood.....	1	25	25.0	25	0
B. Thomas.....	1	12	12.0	12	0
Josephson.....	1	0	0.0	0	0
Saul.....	1	0	0.0	0	0
<b>Rams.....</b>	<b>54</b>	<b>1322</b>	<b>24.5</b>	<b>105T</b>	<b>1</b>
<b>Opponents.....</b>	<b>57</b>	<b>1176</b>	<b>20.6</b>	<b>89T</b>	<b>1</b>

Field Goals	1-19	20-29	30-39	40-49	50+	T
Ray.....	6-7	6-8	2-3	4-10	0-1	18-29

Passing	Att.	Comp.	Yds.	Pct.	Yds./Att.	TD	TD%	Int.	Int%	LG	Sack-Lost	Rating
Gabriel.....	352	180	2238	51.1	6.36	17	4.8	10	2.8	68	25-200	75.4
Rhyme.....	18	5	66	27.8	3.67	1	5.5	1	5.5	27	1-10	37.7
<b>Rams.....</b>	<b>370</b>	<b>185</b>	<b>2304</b>	<b>50.0</b>	<b>6.21</b>	<b>18</b>	<b>4.8</b>	<b>11</b>	<b>3.0</b>	<b>68</b>	<b>26-210</b>	<b>73.5</b>
<b>Opponents.....</b>	<b>387</b>	<b>200</b>	<b>2693</b>	<b>51.6</b>	<b>6.96</b>	<b>15</b>	<b>3.8</b>	<b>27</b>	<b>7.0</b>	<b>74</b>	<b>37-314</b>	<b>58.0</b>

DATE	W/L	Score	Opponent.....	Attend.
9/18	W	34-13	ST. LOUIS .....	(63,130)
9/27	W	19-0	@ Buffalo .....	(46,206)
10/4	W	37-10	SAN DIEGO .....	(69,564)
10/11	L	6-20	SAN FRANCISCO .....	(77,272)
10/18	W	31-21	@ Green Bay .....	(56,263)
10/26	L	3-13	@ Minnesota .....	(47,900)
11/1	W	30-17	@ New Orleans .....	(77,861)
11/8	T	10-10	ATLANTA .....	(67,232)
11/15	L	20-31	NEW YORK JETS .....	(76,378)
11/22	W	17-7	@ Atlanta .....	(58,850)
11/29	W	30-13	@ San Francisco .....	(59,602)
12/6	W	34-16	NEW ORLEANS .....	(66,410)
12/14	L	23-28	DETROIT .....	(79,441)
12/20	W	31-3	@ New York Giants .....	(62,870)

	RAMS	OPP.
<b>First Downs</b> .....	224	195
Rushing .....	93	64
Passing .....	120	113
Penalty .....	11	18
<b>Total Net Yards</b> .....	4271	3548
Avg./Game.....	305.1	253.4
Total Plays.....	879	826
Avg./Play.....	4.9	4.3
<b>Net Yards Rushing</b> .....	1763	1359
Avg./Game.....	125.9	97.0
Total Rushes.....	430	395
Avg./Game.....	2508	2189
Sacked-Yds. Lost.....	23-150	53-426
Gross Yards.....	2658	2615
Att-Comp-Int.....	426-218-13	378-196-19
Comp. %.....	51.2	51.8
<b>Punts/Avg.</b> .....	67-39.1	88-37.8
<b>Penalties/Yards</b> .....	88-959	77-825
<b>Fumbles/ Ball Lost</b> .....	27-17	28-16
<b>Touchdowns</b> .....	34	22
Rushing .....	12	6
Passing .....	17	15
Returns.....	5	1

Score by Periods	1	2	3	4	T
Rams.....	54	116	56	99	- 325
Opponents.....	40	67	47	48	- 202

Scoring	TD	Ru	Pa	Rt	PAT	FG	S	Pts
Ray .....	0	0	0	0	34-34	29-45	0	121
Ellison .....	7	5	2	0	0-0	0-0	0	42
Snow .....	7	0	7	0	0-0	0-0	0	42
Josephson .....	5	5	0	0	0-0	0-0	0	30
Truax .....	3	0	3	0	0-0	0-0	0	18
L. Smith .....	2	1	1	0	0-0	0-0	0	12
Studstill .....	2	0	2	0	0-0	0-0	0	12
Alexander .....	1	0	0	1	0-0	0-0	0	6
Bacon .....	1	0	0	1	0-0	0-0	0	6
Curran .....	1	0	0	1	0-0	0-0	0	6
Gabriel .....	1	1	0	0	0-0	0-0	0	6
Haymond .....	1	0	0	1	0-0	0-0	0	6
Long .....	1	0	1	0	0-0	0-0	0	6
Mason .....	1	0	1	0	0-0	0-0	0	6
C. Williams .....	1	0	0	1	0-0	0-0	0	6
<b>Rams.....</b>	<b>34</b>	<b>12</b>	<b>17</b>	<b>5</b>	<b>34-34</b>	<b>29-45</b>	<b>0</b>	<b>325</b>
<b>Opponents.....</b>	<b>22</b>	<b>6</b>	<b>15</b>	<b>1</b>	<b>22-22</b>	<b>16-25</b>	<b>0</b>	<b>202</b>

**Usual Starters**

WR	Snow (14)	DE	D. Jones (13)
LT	Cowan (14)	DT	Olsen (14)
LG	Mack (14)	DT	Talbert (14)
C	Iman (14)	DE	Bacon (14)
RG	Scibelli (14)	LLB	Pardee (14)
RT	Brown (14)	MLB	Pottios (14)
TE	Truax (14)	RLB	Baughan (8)
WR	Tucker (12)	CB	C. Williams (12)
QB	Gabriel (14)	CB	Alexander (14)
RB	L. Smith (9)	S	Elmendorf (14)
RB	Josephson (12)	S	Petitbon

Rushing	No.	Yds.	Avg.	LG	TD
Josephson .....	150	640	4.3	23	5
Ellison .....	90	381	4.2	24	5
L. Smith .....	77	338	4.4	19	1
Mason .....	44	123	2.8	13	0
Gabriel .....	28	104	3.7	15	1
Curran .....	25	92	3.7	11	0
Jordan .....	10	50	5.0	10	0
Studstill .....	1	23	23.0	23	0
Pitts .....	3	8	2.7	3	0
Petitbon .....	1	3	3.0	3	0
Johnson .....	1	1	1.0	1	0

<b>Rams.....</b>	<b>430</b>	<b>1763</b>	<b>4.1</b>	<b>24</b>	<b>12</b>
<b>Opponents.....</b>	<b>395</b>	<b>1359</b>	<b>3.4</b>	<b>49</b>	<b>6</b>

Receiving	No.	Yds.	Avg.	LG	TD
Snow .....	51	859	16.8	71	7
Josephson .....	44	427	9.7	30	0
Truax .....	36	420	11.7	34	3
L. Smith .....	24	164	6.8	17	1
Studstill .....	18	252	14.0	40	2
Tucker .....	12	230	19.2	51	0
Mason .....	12	127	10.6	32	1
Ellison .....	10	84	8.4	20	2
Long .....	3	35	11.7	15	1
Curran .....	3	25	8.3	14	0
Klein .....	2	20	10.0	12	0
Ray .....	1	11	11.0	11	1
C. Williams .....	1	9	9.0	9	0
Jordan .....	1	-5	-5.0	-5	0
<b>Rams.....</b>	<b>218</b>	<b>2658</b>	<b>12.2</b>	<b>71</b>	<b>17</b>
<b>Opponents.....</b>	<b>196</b>	<b>2615</b>	<b>13.3</b>	<b>67</b>	<b>15</b>

Interceptions	No.	Yds.	Avg.	LG	TD
C. Williams .....	5	108	21.6	65	1
Alexander .....	4	47	11.8	25	1
Nettles .....	3	54	18.0	32	0
Pottios .....	2	27	13.5	14	0
Meador .....	2	22	11.0	12	0
Petitbon .....	1	10	10.0	10	0
Pardee .....	1	9	9.0	9	0
Baughan .....	1	3	3.0	3	0
<b>Rams.....</b>	<b>19</b>	<b>280</b>	<b>14.7</b>	<b>65</b>	<b>2</b>
<b>Opponents.....</b>	<b>13</b>	<b>92</b>	<b>7.1</b>	<b>19</b>	<b>0</b>

Punting	No.	Yds.	Avg.	LG	Blk.
Studstill .....	67	2618	39.0	53	0
<b>Rams.....</b>	<b>67</b>	<b>2618</b>	<b>39.0</b>	<b>53</b>	<b>0</b>
<b>Opponents.....</b>	<b>88</b>	<b>3329</b>	<b>37.8</b>	<b>67</b>	<b>0</b>

Punt Returns	No.	FC	Yds.	Avg.	LG	TD
Haymond .....	53	15	376	7.1	30	0
Alexander .....	7	1	38	5.4	49	0
Nettles .....	2	0	4	2.0	4	0
Shaw .....	0	1	0	0.0	0	0
<b>Rams.....</b>	<b>62</b>	<b>17</b>	<b>418</b>	<b>6.7</b>	<b>49</b>	<b>0</b>
<b>Opponents.....</b>	<b>32</b>	<b>15</b>	<b>181</b>	<b>5.7</b>	<b>59</b>	<b>0</b>

Kickoff Returns	No.	Yds.	Avg.	LG	TD
Haymond .....	35	1022	29.2	98t	1
Alexander .....	7	126	18.0	30	0
Curran .....	3	51	17.0	21	0
Ellison .....	1	20	20.0	20	0
M. Johnson .....	1	17	17.0	17	0
<b>Rams.....</b>	<b>47</b>	<b>1236</b>	<b>26.3</b>	<b>98t</b>	<b>1</b>
<b>Opponents.....</b>	<b>71</b>	<b>1278</b>	<b>18.0</b>	<b>44</b>	<b>0</b>

Field Goals	1-19	20-29	30-39	40-49	50+	T
Ray .....	10-11	11-14	5-11	3-9	0-0	29-45

Passing	Att.	Comp.	Yds.	Pct.	Yds./Att.	TD	TD%	Int.	Int%	LG	Sack-Lost	Rating
Gabriel .....	407	211	2552	51.8	6.27	16	3.9	12	2.9	71	20-134	72.2
Sweetan .....	13	6	81	46.2	6.23	1	7.6	0	0.0	22	2-15	92.1
Josephson .....	1	1	25	100.0	25.00	0	0.0	0	0.0	25	1-1	118.8
L. Smith .....	2	0	0	0.0	0.00	0	0.0	0	0.0	0	0-0	39.6
Curran .....	2	0	0	0.0	0.00	0	0.0	1	50.0	0	0-0	0.0
Studstill .....	1	0	0	0.0	0.00	0	0.0	0	0.0	0	0-0	39.6
<b>Rams.....</b>	<b>426</b>	<b>218</b>	<b>2658</b>	<b>51.2</b>	<b>5.59</b>	<b>17</b>	<b>3.9</b>	<b>13</b>	<b>3.1</b>	<b>71</b>	<b>23-150</b>	<b>71.3</b>
<b>Opponents.....</b>	<b>378</b>	<b>196</b>	<b>2615</b>	<b>51.9</b>	<b>5.08</b>	<b>15</b>	<b>3.9</b>	<b>19</b>	<b>5.0</b>	<b>67</b>	<b>53-426</b>	<b>66.4</b>

DATE	W/L	Score	Opponent.....	Attend.
9/21	W	27-20	@ Baltimore.....	(56,864)
9/28	W	17-7	ATLANTA.....	(58,031)
10/5	W	36-17	NEW ORLEANS.....	(54,879)
10/12	W	27-21	@ San Francisco.....	(45,995)
10/19	W	34-21	GREEN BAY.....	(78,947)
10/26	W	9-7	@ Chicago.....	(45,985)
11/2	W	38-6	@ Atlanta.....	(54,357)
11/9	W	41-30	SAN FRANCISCO.....	(73,975)
11/16	W	23-17	@ Philadelphia.....	(60,658)
11/23	W	24-23	DALLAS.....	(79,105)
11/30	W	24-13	@ Washington.....	(50,352)
12/7	L	13-20	MINNESOTA.....	(80,430)
12/14	L	0-28	@ Detroit.....	(53,256)
12/21	L	7-13	BALTIMORE.....	(73,326)
12/27*	L	20-23	@ Minnesota.....	(47,900)
1/3**	W	31-0	Dallas.....	(31,151)

\* Western Conference Playoff  
 \*\* Playoff Bowl Game at Miami

	RAMS	OPP
First Downs.....	209	242
Rushing.....	75	84
Passing.....	114	125
Penalty.....	20	33
Total Net Yards.....	4081	4081
Avg./Game.....	281.0	285.8
Total Plays.....	814	895
Avg./Play.....	4.8	4.5
Net Yards Rushing.....	1413	1475
Avg./Game.....	100.9	105.4
Total Rushes.....	382	415
Net Yards Passing.....	2521	2526
Avg./Game.....	180.1	180.4
Sacked-Yds. Lost.....	17-129	50-393
Gross Yards.....	2650	2919
Att-Comp-Int.....	416-222-7	430-202-26
Comp. %.....	53.4	46.9
Punts/Avg.....	80-40.7	77-41.0
Penalties/Yards.....	95-994	88-709
Fumbles/ Ball Lost.....	23-14	33-12
Touchdowns.....	36	26
Rushing.....	8	8
Passing.....	25	18
Other.....	3	0

Score by Periods	1	2	3	4	T
Rams.....	60	102	78	80	320
Opponents.....	53	82	37	71	243

Scoring	TD	Ru	Pa	Rt	PAT	FG	S	Pts
Gossett.....	0	0	0	0	36-36	22-34	0	102
Tucker.....	7	0	7	0	0-0	0-0	0	42
Snow.....	6	0	6	0	0-0	0-0	0	36
Gabriel.....	5	5	0	0	0-0	0-0	0	30
Truax.....	5	0	5	0	0-0	0-0	0	30
L. Smith.....	3	1	2	0	0-0	0-0	0	18
Mason.....	2	1	1	0	0-0	0-0	0	12
Josephson.....	2	0	2	0	0-0	0-0	0	12
Meador.....	2	0	0	2	0-0	0-0	0	12
Ellison.....	2	1	1	0	0-0	0-0	0	12
R. Smith.....	1	0	0	1	0-0	0-0	0	6
Klein.....	1	0	1	0	0-0	0-0	0	6
TEAM.....	0	0	0	0	0-0	0-0	1	2
Rams.....	36	8	25	3	36-36	22-34	1	320
Opponents.....	26	8	18	0	25-26	20-25	1	243

Usual Starters

WR	Snow (14)	DE	D. Jones (14)
LT	Cowan (14)	DT	Olsen (14)
LG	Mack (14)	DT	Bacon (13)
C	Iman (14)	DE	Talbert (13)
RG	Scibelli (7)	LLB	Pardee (14)
	LaHood (7)	MLB	Woodlief (11)
RT	Brown (14)	RLB	Baughan (13)
TE	Truax (13)	CB	C. Williams (14)
WR	Tucker (14)	CB	R. Smith (11)
QB	Gabriel (14)	S	Petibon (12)
RB	Josephson (14)	S	Meador (14)
RB	L. Smith (14)		

Rushing	No.	Yds.	Avg.	LG	TD
L. Smith.....	166	599	3.6	46	1
Josephson.....	124	461	3.7	17	0
Gabriel.....	35	156	4.5	22	5
Mason.....	33	135	4.1	17	1
Ellison.....	20	56	2.8	15	1
Meador.....	1	5	5.0	5	0
Bass.....	1	1	1.0	1	0
Lang.....	1	1	1.0	1	0
Sweetan.....	1	-1	-1.0	1	0
Rams.....	382	1413	3.7	46	8
Opponents.....	415	1475	3.6	28	8

Receiving	No.	Yds.	Avg.	LG	TD
Snow.....	49	734	15.0	74	6
L. Smith.....	46	300	6.5	38	2
Tucker.....	38	629	16.6	93	7
Truax.....	37	431	11.7	49	5
Josephson.....	32	295	9.2	51	2
Mason.....	11	185	16.9	67	1
Ellison.....	4	31	7.8	14	1
Studstill.....	3	28	9.3	11	0
Klein.....	2	17	8.5	16	1
Rams.....	222	2650	11.9	93	25
Opponents.....	202	2919	14.5	70	18

Interceptions	No.	Yds.	Avg.	LG	TD
Meador.....	5	97	19.4	38	2
Petibon.....	5	46	9.2	25	0
C. Williams.....	4	97	24.3	40	0
Woodlief.....	4	29	7.3	10	0
R. Smith.....	3	70	23.3	24	1
Nettles.....	2	37	18.5	25	0
Pardee.....	1	19	19.0	19	0
Pottios.....	1	16	16.0	16	0
Daniel.....	1	13	13.0	13	0
Rams.....	26	424	16.3	40	3
Opponents.....	7	40	5.7	29	0

Punting	No.	Yds.	Avg.	LG	Bk.
Studstill.....	80	3259	40.7	60	0
Rams.....	80	3259	40.7	60	0
Opponents.....	77	3154	41.0	58	0

Punt Returns	No.	FC	Yds.	Avg.	LG	TD
Haymond.....	33	8	435	13.2	52	0
R. Smith.....	23	6	122	5.3	21	0
Pergine.....	1	0	0	0.0	0	0
Meador.....	1	0	-1	-1.0	-1	0
Rams.....	58	14	556	9.6	52	0
Opponents.....	36	13	181	5.0	19	0

Kickoff Returns	No.	Yds.	Avg.	LG	TD
R. Smith.....	27	585	21.7	37	0
Haymond.....	16	375	23.4	36	0
Lang.....	4	70	17.5	25	0
Curran.....	2	28	14.0	22	0
Ellison.....	2	38	19.0	22	0
Burman.....	1	11	11.0	11	0
Klein.....	1	0	0.0	0	0
Rams.....	53	1107	20.9	37	0
Opponents.....	56	1208	21.6	88	0

Field Goals	1-19	20-29	30-39	40-49	50+	T
Gossett.....	7-7	8-8	6-7	1-11	0-1	22-34

Passing	Ath.	Comp.	Yds.	Pct.	Yds./Att.	TD	TD%	Int	Int%	LG	Sack-Lost	Rating
Gabriel.....	399	217	2549	54.4	6.39	24	6.0	7	1.8	93t	14-112	86.8
Sweetan.....	13	5	101	38.5	7.77	1	7.7	0	0.0	67t	1-4	92.1
Ellison.....	2	0	0	0.0	0.00	0	0.0	0	0.0	0	0-0	39.6
L. Smith.....	1	0	0	0.0	0.00	0	0.0	0	0.0	0	2-13	39.6
Meador.....	1	0	0	0.0	0.00	0	0.0	0	0.0	0	0-0	39.6
Rams.....	416	222	2650	53.4	5.82	25	6.0	7	1.7	93t	17-129	86.1
Opponents.....	430	202	2919	46.9	6.79	18	4.2	26	6.0	70	50-393	58.3

DATE	W/L	Score	Opponent.....	Attend.
9/16	W	24-13	@ St. Louis.....	(49,757)
9/22	W	45-10	PITTSBURGH.....	(49,647)
9/29	W	24-6	@ Cleveland.....	(82,514)
10/6	W	24-10	SAN FRANCISCO.....	(69,520)
10/13	W	16-14	@ Green Bay (Mil.).....	(49,646)
10/20	W	27-14	ATLANTA.....	(54,443)
10/27	L	10-27	@ Baltimore.....	(60,238)
11/3	W	10-7	DETROIT.....	(77,982)
11/10	W	17-10	@ Atlanta.....	(53,979)
11/17	T	20-20	@ San Francisco.....	(41,815)
11/24	W	24-21	NEW YORK GIANTS.....	(68,534)
12/1	W	31-3	@ Minnesota.....	(47,644)
12/8	L	16-17	CHICAGO.....	(66,368)
12/15	L	24-28	BALTIMORE.....	(69,397)

First Downs.....	RAMS	OPP.
Rushing.....	111	66
Passing.....	115	104
Penalty.....	19	20
<b>Total Net Yards.....</b>	<b>4104</b>	<b>3118</b>
Avg./Game.....	293.1	222.7
Total Plays.....	887	750
Avg./Play.....	4.7	4.2
<b>Net Yards Rushing.....</b>	<b>1932</b>	<b>1305</b>
Avg./Game.....	138.0	93.2
Total Rushes.....	503	397
<b>Net Yards Passing.....</b>	<b>2172</b>	<b>1813</b>
Avg./Game.....	155.1	129.5
Sacked-Yds. Lost.....	28-241	51-383
Gross Yards.....	2413	2196
Att-Comp-Int.....	384-189-17	353-158-25
Comp. %.....	49.2	44.8
<b>Punts/Avg.....</b>	<b>81-39.6</b>	<b>88-40.0</b>
<b>Penalties/Yards.....</b>	<b>74-760</b>	<b>88-806</b>
<b>Fumbles/ Ball Lost.....</b>	<b>21-12</b>	<b>31-19</b>
<b>Touchdowns.....</b>	<b>37</b>	<b>25</b>
Rushing.....	14	9
Passing.....	20	12
Other.....	3	4

Score by Period	1	2	3	4	T
Rams.....	62	91	64	95	- 312
Opponents.....	57	71	27	45	- 200

Scoring	TD	Ru	Pa	Rt	PAT	FG	S	Pts
Gossett.....	0	0	0	0	37-37	17-31	0	88
Ellison.....	7	5	2	0	0-0	0-0	0	42
Casey.....	5	0	5	0	0-0	0-0	0	30
Tucker.....	4	0	4	0	0-0	0-0	0	24
Gabriel.....	4	4	0	0	0-0	0-0	0	24
Bass.....	3	1	2	0	0-0	0-0	0	18
Truax.....	3	0	3	0	0-0	0-0	0	18
Mason.....	3	3	0	0	0-0	0-0	0	18
Snow.....	3	0	3	0	0-0	0-0	0	18
Pardee.....	2	0	0	2	0-0	0-0	0	12
R. Smith.....	1	0	0	1	0-0	0-0	0	6
Dyer.....	1	1	0	0	0-0	0-0	0	6
Studstill.....	1	0	1	0	0-0	0-0	0	6
Pivec.....	0	0	0	0	0-0	0-0	1	2
<b>Rams.....</b>	<b>37</b>	<b>14</b>	<b>20</b>	<b>3</b>	<b>37-37</b>	<b>17-31</b>	<b>1</b>	<b>212</b>
<b>Opponents.....</b>	<b>25</b>	<b>9</b>	<b>12</b>	<b>4</b>	<b>23-24</b>	<b>9-17</b>	<b>0</b>	<b>200</b>

**Usual Starters**

E	Snow (13)	DE	D. Jones (14)
LG	Carollo (14)	DT	Olsen (14)
LT	Mack (14)	DT	Brown (14)
C	Iman (14)	DE	Schumacher (9)
RG	Scibelli (14)	LLB	Pardee (14)
RT	Cowan (13)	MLB	Pottios (14)
TE	Truax (13)	RLB	Baughan (14)
FL	Casey (11)	CB	C. Williams (12)
QB	Gabriel (14)	CB	Cross (14)
RB	Ellison (8)	S	R. Smith (14)
	Mason (7)	S	Meador (14)
RB	Bass (10)		

Rushing	No.	Yds.	Avg.	LG	TD
Ellison.....	151	616	4.1	52t	5
Bass.....	121	494	4.1	20	1
Mason.....	108	395	3.7	19	3
Gabriel.....	34	139	4.1	19	4
Dennis.....	29	136	4.7	16	0
Dyer.....	55	136	2.5	15	1
Meador.....	11	11	11.0	11	0
Plum.....	2	3	1.5	2	0
Ezerins.....	2	2	1.0	1	0
<b>Rams.....</b>	<b>503</b>	<b>1932</b>	<b>3.8</b>	<b>52t</b>	<b>14</b>
<b>Opponents.....</b>	<b>397</b>	<b>1305</b>	<b>3.3</b>	<b>28</b>	<b>9</b>

Receiving	No.	Yds.	Avg.	LG	TD
Truax.....	35	417	11.9	22	3
Casey.....	29	565	19.5	53t	3
Snow.....	29	500	17.2	54	3
Bass.....	27	195	7.2	28t	2
Ellison.....	20	248	12.4	36t	2
Mason.....	15	144	9.6	31	0
Dennis.....	8	53	6.6	17	0
Dyer.....	8	37	4.6	15	4
Tucker.....	7	124	17.7	60t	4
Studstill.....	7	108	15.4	25	1
Pivec.....	3	27	9.0	12	0
Gabriel.....	1	-5	-5.0	0	0
<b>Rams.....</b>	<b>189</b>	<b>2413</b>	<b>12.8</b>	<b>60t</b>	<b>20</b>
<b>Opponents.....</b>	<b>158</b>	<b>2196</b>	<b>13.9</b>	<b>65</b>	<b>12</b>

Interceptions	No.	Yds.	Avg.	LG	TD
C. Williams.....	7	51	7.3	36	0
Meador.....	6	37	6.2	20	0
Baughan.....	4	29	7.3	16	0
R. Smith.....	3	28	9.3	19	0
Cross.....	3	0	0.0	0	0
Pardee.....	2	75	37.5	46t	2
<b>Rams.....</b>	<b>25</b>	<b>220</b>	<b>8.8</b>	<b>46t</b>	<b>2</b>
<b>Opponents.....</b>	<b>17</b>	<b>286</b>	<b>16.8</b>	<b>90t</b>	<b>2</b>

Punting	No.	Yds.	Avg.	LG	Blk.
Studstill.....	81	3207	39.6	58	0
<b>Rams.....</b>	<b>81</b>	<b>3207</b>	<b>39.6</b>	<b>58</b>	<b>0</b>
<b>Opponents.....</b>	<b>88</b>	<b>3522</b>	<b>40.0</b>	<b>65</b>	<b>0</b>

Punt Returns	No.	FC	Yds.	Avg.	LG	TD
R. Smith.....	27	6	171	6.3	24	0
Meador.....	17	15	136	8.0	40	0
<b>Rams.....</b>	<b>44</b>	<b>21</b>	<b>307</b>	<b>7.0</b>	<b>40</b>	<b>0</b>
<b>Opponents.....</b>	<b>30</b>	<b>29</b>	<b>206</b>	<b>6.9</b>	<b>54</b>	<b>1</b>

Kickoff Returns	No.	Yds.	Avg.	LG	TD
R. Smith.....	26	718	27.6	94t	1
Ellison.....	12	268	22.3	40	0
Dennis.....	2	2	1.0	2	0
C. Williams.....	1	16	16.0	16	0
Meador.....	1	20	20.0	20	0
Ezerins.....	1	0	0.0	0	0
Pivec.....	2	0	0.0	0	0
<b>Rams.....</b>	<b>45</b>	<b>1024</b>	<b>22.8</b>	<b>94t</b>	<b>1</b>
<b>Opponents.....</b>	<b>62</b>	<b>1262</b>	<b>20.4</b>	<b>98t</b>	<b>1</b>

Passing	Att.	Comp.	Yds.	Pct.	Yds./Att.	TD	TD%	Int.	Int%	LG	Sack-Lost	Rating
Gabriel.....	366	184	2364	50.3	6.46	19	5.2	16	4.4	60t	n/a	70.0
Plum.....	12	5	49	41.7	4.08	1	8.3	1	8.3	25	n/a	46.9
Mason.....	2	0	0	0.0	0.00	0	0.0	0	0.0	0	n/a	39.6
Dennis.....	2	0	0	0.0	0.00	0	0.0	0	0.0	0	n/a	39.6
Ellison.....	1	0	0	0.0	0.00	0	0.0	0	0.0	0	n/a	39.6
Studstill.....	1	0	0	0.0	0.00	0	0.0	0	0.0	0	n/a	39.6
<b>Rams.....</b>	<b>384</b>	<b>189</b>	<b>2413</b>	<b>49.2</b>	<b>5.27</b>	<b>20</b>	<b>5.2</b>	<b>17</b>	<b>4.4</b>	<b>60t</b>	<b>28-241</b>	<b>68.2</b>
<b>Opponents.....</b>	<b>353</b>	<b>158</b>	<b>2196</b>	<b>44.8</b>	<b>6.22</b>	<b>12</b>	<b>3.4</b>	<b>25</b>	<b>7.1</b>	<b>65</b>	<b>51-383</b>	<b>47.1</b>

DATE	W/L	Score	Opponent	Attend.
9/17	W	27-13	@ New Orleans	(80,879)
9/22	W	39-3	MINNESOTA	(52,255)
10/1	W	35-13	@ Dallas	(75,229)
10/8	L	24-27	SAN FRANCISCO	(60,424)
10/15	T	24-24	@ Baltimore	(60,238)
10/22	T	28-28	WASHINGTON	(55,381)
10/29	W	28-17	@ Chicago	(46,073)
11/5	W	17-7	@ San Francisco	(53,194)
11/12	W	33-17	PHILADELPHIA	(57,628)
11/19	W	31-7	@ Atlanta	(56,871)
11/23	W	31-7	@ Detroit	(54,389)
12/3	W	20-3	ATLANTA	(40,395)
12/9	W	27-24	GREEN BAY	(76,637)
12/17	W	34-10	BALTIMORE	(77,277)
12/23*	L	7-28	@ Green Bay	(49,861)
1/7**	W	30-6	Cleveland	(37,102)

\* Western Conference Playoff  
 \*\* Playoff Bowl Game at Miami

	RAMS	OPP.
<b>First Downs</b>	262	200
Rushing	106	75
Passing	133	104
Penalty	23	21
<b>Total Net Yards</b>	4640	3526
Avg./Game	331.4	251.9
Total Plays	880	806
Avg./Play	5.3	4.4
<b>Net Yards Rushing</b>	1906	1119
Avg./Game	136.1	79.9
Total Rushes	490	361
Avg./Game	27.34	24.07
Sacked-Yds. Lost	25-213	43-287
Gross Yards	2947	2694
Att-Comp-Int.	390-206-16	445-212-32
Comp. %	52.8	47.6
<b>Penalties/Yards</b>	68-42-2	86-40-8
Fumbles/ Ball Lost	32-13	18-13
<b>Touchdowns</b>	48	23
Rushing	16	6
Passing	28	14
Other	4	3

Score by Periods	1	2	3	4	T
Rams.....	32	133	103	130	- 398
Opponents.....	54	60	34	48	- 196

Scoring	TD	Ru	Pa	Rt	PAT	FG	S	Pts
Gossett.....	0	0	0	0	48-48	20-43	0	108
Josephson.....	8	4	4	0	0-0	0-0	0	48
Snow.....	8	0	8	0	0-0	0-0	0	48
Casey.....	8	0	8	0	0-0	0-0	0	48
Bass.....	7	6	1	0	0-0	0-0	0	42
Gabriel.....	6	6	0	0	0-0	0-0	0	36
Truax.....	4	0	4	0	0-0	0-0	0	24
Pardee.....	2	0	0	2	0-0	0-0	0	12
Pope.....	2	0	2	0	0-0	0-0	0	12
Meador.....	2	0	0	2	0-0	0-0	0	12
Pivec.....	1	0	1	0	0-0	0-0	0	6
D. Jones.....	0	0	0	0	0-0	0-0	1	2
<b>Rams.....</b>	<b>48</b>	<b>16</b>	<b>28</b>	<b>4</b>	<b>48-48</b>	<b>20-43</b>	<b>1</b>	<b>398</b>
<b>Opponents.....</b>	<b>23</b>	<b>6</b>	<b>14</b>	<b>3</b>	<b>22-23</b>	<b>12-26</b>	<b>0</b>	<b>196</b>

**Usual Starters**

E	Snow	DE	D. Jones
LT	Carollo	DT	Olsen
LG	Mack	DT	Brown
C	Iman	DE	Lundy
RG	Scibelli	LLB	Pardee
RT	Cowan	MLB	Pottios
TE	Truax	RLB	Baughan
FL	Casey	CB	C. Williams
QB	Gabriel	CB	Cross
RB	Josephson	S	Lamson
RB	Bass	S	Meador

Passing	Att.	Comp.	Yds.	Pct.	Yds./Att.
Gabriel.....	371	196	2779	52.8	7.49
Munson.....	10	5	38	50.0	3.80
Mason.....	3	2	65	66.7	21.67
Josephson.....	5	2	47	40.0	9.40
Meador.....	1	1	18	100.0	18.00
<b>Rams.....</b>	<b>390</b>	<b>206</b>	<b>2947</b>	<b>52.8</b>	<b>6.59</b>
<b>Opponents.....</b>	<b>445</b>	<b>212</b>	<b>2694</b>	<b>47.7</b>	<b>6.05</b>

Rushing	No.	Yds.	Avg.	LG	TD
Josephson.....	178	800	4.5	27	4
Bass.....	187	627	3.4	27	6
Mason.....	63	213	3.4	16	0
Gabriel.....	43	198	4.6	23	6
Ellison.....	14	84	6.0	42	0
Stiger.....	3	6	2.0	3	0
Munson.....	2	-22	-11.0	0	0
<b>Rams.....</b>	<b>490</b>	<b>1906</b>	<b>3.9</b>	<b>42</b>	<b>16</b>
<b>Opponents.....</b>	<b>361</b>	<b>1119</b>	<b>3.1</b>	<b>31</b>	<b>6</b>

Receiving	No.	Yds.	Avg.	LG	TD
Casey.....	53	871	16.4	57t	8
Truax.....	37	487	13.2	41	4
Josephson.....	37	400	10.8	48	4
Snow.....	28	725	26.3	80t	8
Bass.....	27	212	7.9	30	1
Mason.....	13	70	5.4	24	0
Pope.....	8	152	19.0	48t	2
Pivec.....	2	1	1.0	2t	0
Ellison.....	1	18	18.0	18	0
<b>Rams.....</b>	<b>206</b>	<b>2947</b>	<b>14.3</b>	<b>80t</b>	<b>28</b>
<b>Opponents.....</b>	<b>212</b>	<b>186</b>	<b>12.7</b>	<b>86t</b>	<b>14</b>

Interceptions	No.	Yds.	Avg.	LG	TD
Meador.....	8	103	12.9	30t	2
Pardee.....	6	95	15.8	40t	2
C. Williams.....	4	75	18.8	29	0
Baughan.....	4	69	17.3	31	0
Daniel.....	2	45	22.5	35	0
Woodlief.....	2	24	12.0	15	0
Lamson.....	2	18	9.0	10	0
Cross.....	2	0	0.0	0	0
Pottios.....	1	24	24.0	24	0
Crabb.....	1	23	23.0	23	0
<b>Rams.....</b>	<b>32</b>	<b>476</b>	<b>14.9</b>	<b>40t</b>	<b>4</b>
<b>Opponents.....</b>	<b>16</b>	<b>186</b>	<b>11.6</b>	<b>38</b>	<b>0</b>

Punting	No.	Yds.	Avg.	LG	Bk.
Kilgore.....	6	136	22.7	42	68
<b>Rams.....</b>	<b>68</b>	<b>2872</b>	<b>42.2</b>	<b>68</b>	<b>2</b>
<b>Opponents.....</b>	<b>86</b>	<b>3510</b>	<b>40.8</b>	<b>69</b>	<b>0</b>

Punt Returns	No.	FC	Yds.	Avg.	LG	TD
Cross.....	17	6	131	8.0	39	0
Meador.....	21	7	136	6.2	22	0
Tucker.....	6	1	40	6.7	11	0
Stiger.....	4	0	9	2.3	5	0
Crabb.....	1	0	0	0.0	0	0
Winston.....	1	0	12	12.0	12	0
<b>Rams.....</b>	<b>14</b>	<b>328</b>	<b>6.6</b>	<b>39</b>	<b>0</b>	
<b>Opponents.....</b>	<b>50</b>	<b>8</b>	<b>240</b>	<b>7.3</b>	<b>51</b>	

Kickoff Returns	No.	Yds.	Avg.	LG	TD
Ellison.....	13	340	26.2	58	0
Tucker.....	11	242	22.0	37	0
C. Williams.....	7	161	23.0	29	0
Josephson.....	5	91	18.2	35	0
Cross.....	4	134	33.5	50	0
Winston.....	3	65	21.7	24	0
<b>Rams.....</b>	<b>43</b>	<b>1033</b>	<b>24.0</b>	<b>58</b>	<b>0</b>
<b>Opponents.....</b>	<b>66</b>	<b>1414</b>	<b>21.4</b>	<b>104t</b>	<b>2</b>

Rams	Opponents
Yds./Att.	Yds./Att.
6.59	6.05
3.9	3.1
14.3	12.7
42	31
80t	86t
28	14
14.9	11.6
40t	38
4	0
86t	14
12.7	7.3
86t	51
14	8
240	240
7.3	7.3
51	0
0	0
340	26.2
242	22.0
161	23.0
91	18.2
134	33.5
65	21.7
1033	24.0
1414	21.4
58	0
104t	2

TD	TD%	Int.	Int%	LG	Sack-Lost	Rating
25	6.7	13	2.9	80t	n/a	85.2
1	10.0	2	20.0	18	n/a	52.1
0	33.3	0	0.0	51t	n/a	149.3
0	0.0	1	20.0	24	n/a	39.0
1	100.0	0	0.0	18	n/a	158.3
<b>28</b>	<b>7.2</b>	<b>16</b>	<b>4.1</b>	<b>80t</b>	<b>25-213</b>	<b>84.4</b>
<b>14</b>	<b>3.1</b>	<b>32</b>	<b>7.2</b>	<b>86t</b>	<b>43-287</b>	<b>47.5</b>

DATE	W/L	Score	Opponent.....	Attend.
9/11	W	19-14	@ Atlanta .....	(54,418)
9/16	W	31-17	CHICAGO .....	(58,916)
9/25	L	13-24	@ Green Bay .....	(50,861)
9/30	W	34-3	SAN FRANCISCO .....	(45,642)
10/9	W	14-7	@ Detroit .....	(52,793)
10/16	L	7-35	@ Minnesota.....	(47,426)
10/23	L	10-17	@ Chicago .....	(47,475)
10/30	L	3-17	BALTIMORE .....	(57,898)
11/6	L	13-21	@ San Francisco .....	(35,372)
11/13	W	55-14	NEW YORK GIANTS .....	(34,746)
11/20	W	21-6	MINNESOTA .....	(38,775)
11/27	W	23-7	@ Baltimore .....	(60,238)
12/4	W	23-3	DRETOIT .....	(40,039)
12/18	L	23-27	GREEN BAY.....	(72,416)

First Downs.....	RAMS	OPP.
Rushing .....	255	196
Passing .....	103	64
Penalty .....	133	114
Total Net Yards.....	4282	3771
Avg./Game.....	305.9	269.4
Total Plays.....	952	852
Avg./Play.....	4.5	4.4
Net Yards Rushing.....	1742	1302
Avg./Game.....	124.4	93.0
Total Rushes.....	448	401
Net Yards Passing.....	2540	2469
Avg./Game.....	181.4	176.4
Sacked-Yds. Lost.....	54-351	45-361
Gross Yards.....	2891	2830
Att-Comp-Int.....	450-249-17	406-190-26
Comp. %.....	55.3	46.8
Punts/Avg.....	71-42.8	73-43.8
Penalties/Yards.....	72-651	76-704
Fumbles/ Ball Lost.....	25-12	37-20
Touchdowns.....	29	26
Rushing.....	12	10
Passing.....	12	13
Returns.....	5	3

Scoring	TD	Ru	Pa	Rt	PAT	FG	S	Pts
Gossett.....	0	0	0	0	29-29	28-49	0	113
Bass.....	8	8	0	0	0-0	0-0	0	48
Moore.....	4	1	3	0	0-0	0-0	0	24
Gabriel.....	3	3	0	0	0-0	0-0	0	18
Snow.....	3	0	3	0	0-0	0-0	0	18
McDonald.....	2	0	2	0	0-0	0-0	0	12
Josephson.....	1	0	1	0	0-0	0-0	0	6
Pope.....	1	0	1	0	0-0	0-0	0	6
Stiger.....	1	0	1	0	0-0	0-0	0	6
McKeever.....	1	0	1	0	0-0	0-0	0	6
Cross.....	1	0	0	1	0-0	0-0	0	6
Lundy.....	1	0	0	1	0-0	0-0	0	6
Truax.....	1	0	0	1	0-0	0-0	0	6
C. Williams.....	1	0	0	1	0-0	0-0	0	6
Lamson.....	1	0	0	1	0-0	0-0	0	6
Grier.....	0	0	0	0	0-0	0-0	0	0
<b>Rams.....</b>	<b>29</b>	<b>12</b>	<b>12</b>	<b>5</b>	<b>29-29</b>	<b>28-49</b>	<b>1</b>	<b>289</b>
<b>Opponents.....</b>	<b>26</b>	<b>10</b>	<b>13</b>	<b>3</b>	<b>26-26</b>	<b>10-22</b>	<b>0</b>	<b>212</b>

Usual Starters

E	Snow	DE	D. Jones
LT	Carollo	DT	Olsen
LG	Mack	DT	Grier
C	Iman	DE	Lundy
RG	Scibelli	LLB	Pardee
RT	Cowan	MLB	George
TE	Truax	RLB	Baughan
FL	McDonald	CB	C. Williams
QB	Gabriel	CB	Cross
RB	Josephson	S	Lamson
RB	Bass	S	Meador

Rushing	No.	Yds.	Avg.	LG	TD
Bass.....	248	1090	4.7	50	8
Moore.....	104	292	2.8	18	1
Gabriel.....	52	176	3.9	14	3
Josephson.....	14	97	6.9	14	0
Stiger.....	24	95	4.0	19	0
Meador.....	1	7	7.0	7	0
Munson.....	4	3	0.8	2	0
Iman.....	1	7	7.0	7	0
<b>Rams.....</b>	<b>448</b>	<b>1742</b>	<b>3.9</b>	<b>50</b>	<b>12</b>
<b>Opponents.....</b>	<b>401</b>	<b>1302</b>	<b>3.2</b>	<b>n/a</b>	<b>10</b>

Receiving	No.	Yds.	Avg.	LG	TD
Moore.....	60	433	7.2	30t	3
McDonald.....	55	714	13.0	62	2
Snow.....	34	634	18.6	84t	3
Bass.....	31	274	8.8	40	0
Truax.....	29	314	10.8	21	0
McKeever.....	23	277	12.0	31	1
Stiger.....	8	72	9.0	18	1
Heckard.....	5	102	20.4	50	0
Josephson.....	2	10	5.0	6	1
Crabb.....	1	47	47.0	47	0
Pope.....	1	14	14.0	14t	1
<b>Rams.....</b>	<b>249</b>	<b>2891</b>	<b>11.6</b>	<b>84t</b>	<b>12</b>
<b>Opponents.....</b>	<b>190</b>	<b>2830</b>	<b>12.9</b>	<b>n/a</b>	<b>13</b>

Interceptions	No.	Yds.	Avg.	LG	TD
C. Williams.....	8	97	12.1	32t	1
Meador.....	5	60	12.0	31	0
Lamson.....	5	59	11.8	44t	1
Baughan.....	2	3	1.5	3	0
Pardee.....	2	0	0.0	0	0
Cross.....	1	60	60.0	60t	1
D. Jones.....	1	50	50.0	50	0
Lundy.....	1	33	33.0	33t	1
Gremminger.....	1	0	0.0	0	0
<b>Rams.....</b>	<b>26</b>	<b>362</b>	<b>13.9</b>	<b>60t</b>	<b>4</b>
<b>Opponents.....</b>	<b>17</b>	<b>338</b>	<b>19.9</b>	<b>100t</b>	<b>2</b>

Punting	No.	Yds.	Avg.	LG	Blk.
Kilgore.....	71	3037	42.8	58	0
<b>Rams.....</b>	<b>71</b>	<b>3037</b>	<b>42.8</b>	<b>58</b>	<b>0</b>
<b>Opponents.....</b>	<b>73</b>	<b>3194</b>	<b>43.8</b>	<b>n/a</b>	<b>0</b>

Punt Returns	No.	FC	Yds.	Avg.	LG	TD
Stiger.....	33	7	259	7.8	49	0
Cross.....	12	4	82	6.8	24	0
<b>Rams.....</b>	<b>45</b>	<b>11</b>	<b>341</b>	<b>7.6</b>	<b>49</b>	<b>0</b>
<b>Opponents.....</b>	<b>49</b>	<b>n/a</b>	<b>269</b>	<b>5.5</b>	<b>76</b>	<b>0</b>

Kickoff Returns	No.	Yds.	Avg.	LG	TD
C. Williams.....	15	420	28.0	81	0
Cross.....	12	348	29.0	67	0
Stiger.....	7	150	21.4	28	0
Dyer.....	5	61	12.2	21	0
Currie.....	1	25	25.0	25	0
McKeever.....	1	8	8.0	8	0
Lamson.....	1	3	3.0	3	0
<b>Rams.....</b>	<b>42</b>	<b>1015</b>	<b>24.2</b>	<b>81</b>	<b>0</b>
<b>Opponents.....</b>	<b>58</b>	<b>1329</b>	<b>22.9</b>	<b>94</b>	<b>1</b>

Passing	Att.	Comp.	Yds.	Pct.	Yds./Att.	TD	TD%	Int.	Int%	LG	Sack-Lost	Rating
Gabriel.....	397	217	2540	54.0	6.40	10	2.5	16	4.0	84t	n/a	65.9
Munson.....	50	30	284	60.0	5.68	2	4.0	1	2.0	25	n/a	80.8
Kilgore.....	1	1	47	100.0	47.00	0	0.0	0	0.0	47	n/a	118.8
Moore.....	1	1	20	100.0	20.00	0	0.0	0	0.0	20	n/a	118.8
Meador.....	1	0	0	0.0	0.00	0	0.0	0	0.0	0	n/a	39.6
<b>Rams.....</b>	<b>450</b>	<b>249</b>	<b>2891</b>	<b>55.3</b>	<b>5.04</b>	<b>12</b>	<b>2.7</b>	<b>17</b>	<b>3.8</b>	<b>84t</b>	<b>54-351</b>	<b>68.1</b>
<b>Opponents.....</b>	<b>406</b>	<b>190</b>	<b>2830</b>	<b>46.8</b>	<b>5.47</b>	<b>13</b>	<b>3.2</b>	<b>26</b>	<b>6.4</b>	<b>n/a</b>	<b>45-361</b>	<b>54.1</b>

DATE	W/L	Score	Opponent.....	Attend.
9/19	L	0-20	@ Detroit.....	(46,941)
9/26	W	30-28	CHICAGO.....	(36,359)
10/3	L	35-38	MINNESOTA.....	(36,755)
10/10	L	6-31	@ Chicago.....	(45,760)
10/17	L	21-45	SAN FRANCISCO.....	(38,615)
10/24	L	20-35	@ Baltimore.....	(60,238)
10/31	L	7-31	DETROIT.....	(35,187)
11/7	L	13-24	@ Minnesota.....	(47,426)
11/14	L	3-6	@ Green Bay.....	(48,485)
11/21	L	27-30	@ San Francisco.....	(39,253)
11/28	W	21-10	GREEN BAY.....	(39,733)
12/5	W	27-3	@ St. Louis.....	(27,943)
12/12	W	42-7	CLEVELAND.....	(49,048)
12/18	L	17-20	BALTIMORE.....	(46,636)

First Downs.....	RAMS	OPP.
Rushing.....	251	208
Passing.....	76	82
Penalty.....	153	113
Total Net Yards.....	22	13
Avg./Game.....	4179	4023
Total Plays.....	298.5	287.4
Avg./Play.....	868	798
Net Yards Rushing.....	4.8	5.0
Avg./Game.....	1464	1409
Total Rushes.....	104.6	100.7
Net Yards Passing.....	378	417
Avg./Game.....	2715	2614
Sacked-Yds. Lost.....	193.9	186.7
Gross Yards.....	45-344	32-270
Att-Comp-Int.....	3059	2884
Comp. %.....	445-230-19	349-205-11
Punts/Avg.....	51.7	58.7
Penalties/Yards.....	66-39-7	66-45-4
Fumbles/ Ball Lost.....	61-560	70-566
Touchdowns.....	40-22	27-15
Rushing.....	32	40
Passing.....	8	16
Returns.....	22	2

Scoring	TD	Ru	Pa	Rt	PAT	FG	S	Pts
Gossett.....	0	0	0	0	30-32	15-26	0	75
McDonald.....	9	0	9	0	0-0	0-0	0	54
Bass.....	4	2	2	0	0-0	0-0	0	24
McKeever.....	4	0	4	0	0-0	0-0	0	24
Baker.....	3	1	2	0	0-0	0-0	0	18
Snow.....	3	0	3	0	0-0	0-0	0	18
Gabriel.....	2	2	0	0	0-0	0-0	0	12
Munson.....	1	1	0	0	0-0	0-0	0	6
Wilson.....	1	0	0	0	0-0	0-0	0	6
Truax.....	1	0	1	0	0-0	0-0	0	6
Meador.....	1	1	0	0	0-0	0-0	0	6
W. Brown.....	1	0	1	0	0-0	0-0	0	6
Martin.....	1	0	0	1	0-0	0-0	0	6
Molden.....	1	0	0	1	0-0	0-0	0	6
D. Jones.....	0	0	0	0	0-0	0-0	1	2
<b>Rams.....</b>	<b>32</b>	<b>8</b>	<b>22</b>	<b>2</b>	<b>30-32</b>	<b>15-26</b>	<b>1</b>	<b>269</b>
<b>Opponents.....</b>	<b>40</b>	<b>16</b>	<b>22</b>	<b>2</b>	<b>40-40</b>	<b>16-32</b>	<b>0</b>	<b>328</b>

Usual Starters

E	Snow	DE	D. Jones
LT	Carollo	DT	Olsen
LG	Chuy	DT	Grier
C	Iman	DE	Lundy
RG	Scibelli	LLB	Guillory
RT	Cowan	MLB	Woodlief
TE	McKeever	RB	Currie
FL	McDonald	CB	C. Williams
QB	Gabriel	CB	McIlhany
RB	Josephson	S	Lamson
RB	Bass	S	Meador

Passing	Att.	Comp.	Yds.	Pct.	Yds./Att.
Gabriel.....	173	83	1321	48.0	7.64
Munson.....	267	144	1701	53.9	6.37
Josephson.....	2	1	15	50.0	7.50
Baker.....	1	1	14	100.0	14.00
Wilson.....	1	1	8	100.0	8.00
Meador.....	1	0	0	0.0	0.00
<b>Rams.....</b>	<b>445</b>	<b>230</b>	<b>3059</b>	<b>51.7</b>	<b>6.87</b>
<b>Opponents.....</b>	<b>349</b>	<b>205</b>	<b>2884</b>	<b>58.7</b>	<b>6.86</b>

Rushing	No.	Yds.	Avg.	LG	TD
Bass.....	121	549	4.8	49t	2
Josephson.....	71	225	3.5	18	0
Wilson.....	60	189	3.4	20	1
Munson.....	26	157	6.8	38	1
Brown.....	44	133	3.5	19	0
Baker.....	25	82	3.3	10	1
Gabriel.....	23	79	4.1	17	2
Meador.....	2	35	17.5	24	1
Stiger.....	3	12	4.0	4	0
C. Williams.....	3	4	1.0	2	0
<b>Rams.....</b>	<b>378</b>	<b>1464</b>	<b>3.9</b>	<b>49t</b>	<b>8</b>
<b>Opponents.....</b>	<b>417</b>	<b>1409</b>	<b>3.4</b>	<b>n/a</b>	<b>16</b>

Receiving	No.	Yds.	Avg.	LG	TD
McDonald.....	67	1036	15.5	51	9
McKeever.....	44	542	12.3	47t	4
Snow.....	38	559	14.7	60t	3
Baker.....	22	210	9.5	38t	2
Bass.....	21	230	11.0	36	2
Josephson.....	18	169	9.4	30	0
Wilson.....	9	110	12.2	38	0
Truax.....	8	108	18.0	59t	1
W. Brown.....	4	91	22.8	37	1
Heckard.....	1	4	4.0	4	0
<b>Rams.....</b>	<b>230</b>	<b>3059</b>	<b>13.3</b>	<b>60t</b>	<b>22</b>
<b>Opponents.....</b>	<b>205</b>	<b>2884</b>	<b>14.1</b>	<b>n/a</b>	<b>22</b>

Interceptions	No.	Yds.	Avg.	LG	TD
Martin.....	2	60	30.0	37t	1
Meador.....	2	57	28.5	29	0
McIlhany.....	2	7	3.5	7	0
Lamson.....	2	0	0.0	0	0
Molden.....	1	59	59.0	59	0
Richardson.....	1	33	33.0	33	0
Livingston.....	1	8	8.0	0	0
<b>Rams.....</b>	<b>11</b>	<b>224</b>	<b>20.4</b>	<b>59</b>	<b>1</b>
<b>Opponents.....</b>	<b>19</b>	<b>156</b>	<b>8.2</b>	<b>26</b>	<b>0</b>

Punting	No.	Yds.	Avg.	LG	Bk.
Lothridge.....	42	1619	38.5	55	1
Kilgore.....	24	999	41.6	56	0
<b>Rams.....</b>	<b>66</b>	<b>2618</b>	<b>39.7</b>	<b>56</b>	<b>1</b>
<b>Opponents.....</b>	<b>66</b>	<b>2997</b>	<b>45.4</b>	<b>n/a</b>	<b>0</b>

Punt Returns	No.	FC	Yds.	Avg.	LG	TD
Stiger.....	13	1	106	8.2	22	0
Brown.....	9	7	63	7.0	15	0
B. Smith.....	9	0	56	6.2	19	0
Bass.....	1	0	0	0.0	0	0
<b>Rams.....</b>	<b>48</b>	<b>8</b>	<b>225</b>	<b>7.0</b>	<b>22</b>	<b>1</b>
<b>Opponents.....</b>	<b>25</b>	<b>n/a</b>	<b>176</b>	<b>7.0</b>	<b>n/a</b>	<b>0</b>

Kickoff Returns	No.	Yds.	Avg.	LG	TD
Brown.....	24	615	25.6	52	0
B. Smith.....	17	457	26.9	56	0
C. Williams.....	9	213	23.7	31	0
Wilson.....	3	66	22.0	29	0
<b>Rams.....</b>	<b>53</b>	<b>1351</b>	<b>25.5</b>	<b>56</b>	<b>0</b>
<b>Opponents.....</b>	<b>54</b>	<b>1364</b>	<b>25.3</b>	<b>92</b>	<b>0</b>

TD	TD%	Int.	Int%	LG	Sack-Lost	Rating
11	6.4	5	2.9	60t	n/a	83.0
10	3.7	14	5.2	47t	n/a	64.2
1	50.0	0	0.0	15t	n/a	114.6
0	0.0	0	0.0	14	n/a	118.8
0	0.0	0	0.0	8	n/a	118.8
0	0.0	0	0.0	0	n/a	39.6
<b>22</b>	<b>4.9</b>	<b>19</b>	<b>4.3</b>	<b>60t</b>	<b>45-344</b>	<b>72.5</b>
<b>22</b>	<b>6.3</b>	<b>11</b>	<b>3.2</b>	<b>n/a</b>	<b>32-270</b>	<b>93.3</b>

DATE	W/L	Score	Opponent.....	Attend.
9/13	W	26-14	@ Pittsburgh.....	(33,988)
9/19	T	17-17	DETROIT.....	(52,001)
9/27	W	22-13	MINNESOTA.....	(50,009)
10/4	L	20-35	@ Baltimore.....	(56,537)
10/11	L	17-38	@ Chicago.....	(47,358)
10/18	W	42-14	SAN FRANCISCO.....	(54,355)
10/25	W	27-17	@ Green Bay.....	(47,617)
11/1	L	17-37	@ Detroit.....	(52,064)
11/8	W	20-10	PHILADELPHIA.....	(53,994)
11/15	L	24-34	CHICAGO.....	(61,115)
11/22	L	7-24	BALTIMORE.....	(72,137)
11/29	L	13-34	@ Minnesota.....	(31,677)
12/6	L	7-28	@ San Francisco.....	(31,791)
12/13	T	24-24	GREEN BAY.....	(40,735)

First Downs.....	RAMS	OPP.
Rushing.....	208	235
Passing.....	78	92
Penalty.....	104	131
Total Net Yards.....	3908	4195
Avg./Game.....	279.1	299.6
Total Plays.....	833	903
Avg./Play.....	4.7	4.6
Net Yards Rushing.....	1629	1501
Avg./Game.....	116.4	107.2
Total Rushes.....	400	419
Net Yards Passing.....	2279	2694
Avg./Game.....	162.8	192.4
Sacked-Yds. Lost.....	65-490	49-400
Gross Yards.....	2769	3094
Att-Comp-Int.....	368-173-20	435-213-17
Comp. %.....	47.0	49.0
Yards/Avg.....	82-44.1	73-45.1
Penalties/Yards.....	76-803	70-675
Fumbles/ Ball Lost.....	40-19	28-13
Touchdowns.....	33	44
Rushing.....	11	14
Passing.....	18	27
Returns.....	4	3

Scoring	TD	Ru	Pa	Rt	PAT	FG	S	Pts
Gossett.....	0	0	0	0	31-33	18-24	0	85
Pope.....	10	0	10	0	0-0	0-0	0	60
Wilson.....	6	5	1	0	0-0	0-0	0	36
Josephson.....	4	3	1	0	0-0	0-0	0	24
Phillips.....	2	0	2	0	0-0	0-0	0	12
Bass.....	2	2	0	0	0-0	0-0	0	12
B. Smith.....	2	0	0	2	0-0	0-0	0	12
Dale.....	2	0	2	0	0-0	0-0	0	12
Allen.....	1	0	1	0	0-0	0-0	0	6
Lundy.....	1	0	0	1	0-0	0-0	0	6
Gabriel.....	1	1	0	0	0-0	0-0	0	6
McKeever.....	1	0	1	0	0-0	0-0	0	6
Martin.....	1	0	0	1	0-0	0-0	0	6
<b>Rams.....</b>	<b>33</b>	<b>11</b>	<b>18</b>	<b>4</b>	<b>31-33</b>	<b>18-24</b>	<b>0</b>	<b>283</b>
<b>Opponents.....</b>	<b>44</b>	<b>14</b>	<b>27</b>	<b>3</b>	<b>42-44</b>	<b>11-27</b>	<b>0</b>	<b>339</b>

Usual Starters

E	Phillips	DE	D. Jones
LT	Carollo	DT	Olsen
LG	Cowan	DT	Grier
C	Hunter	DE	Lundy
RG	Chuy	MLB	McKeever
RT	Varrichione	MLB	Henry
TE	McKeever	RLB	Pardee
FL	Pope	CB	B. Smith
QB	Munson	CB	Meador
RB	Josephson	S	Crow
RB	Wilson	S	Shannon

Rushing	No.	Yds.	Avg.	LG	TD
Wilson.....	159	553	3.5	27	5
Josephson.....	96	451	4.7	75	3
Bass.....	72	342	4.8	59	3
Munson.....	19	150	7.9	33	0
Baker.....	24	82	3.4	18	0
Shannon.....	17	35	2.1	8	0
Pope.....	2	11	5.5	17	0
Gabriel.....	11	5	0.5	6	1
<b>Rams.....</b>	<b>400</b>	<b>1629</b>	<b>4.1</b>	<b>75</b>	<b>11</b>
<b>Opponents.....</b>	<b>419</b>	<b>1501</b>	<b>3.6</b>	<b>n/a</b>	<b>14</b>

Receiving	No.	Yds.	Avg.	LG	TD
McKeever.....	41	582	14.2	46	2
Dale.....	32	544	17.0	44	2
Pope.....	25	786	31.4	95t	10
Josephson.....	21	269	12.8	58	1
Phillips.....	17	245	14.4	33	2
Wilson.....	15	116	7.7	30	1
Bass.....	9	83	9.2	24	0
Baker.....	8	92	11.5	31	0
Allen.....	2	29	14.5	19	1
Shannon.....	2	4	2.0	10	0
Brown.....	1	19	19.0	19	0
<b>Rams.....</b>	<b>173</b>	<b>2769</b>	<b>16.0</b>	<b>95t</b>	<b>18</b>
<b>Opponents.....</b>	<b>213</b>	<b>2694</b>	<b>12.7</b>	<b>n/a</b>	<b>27</b>

Interceptions	No.	Yds.	Avg.	LG	TD
Richardson.....	5	146	29.2	41	0
Meador.....	3	50	16.7	30	0
Martin.....	2	107	53.5	71t	1
B. Smith.....	2	97	48.5	97t	1
Budka.....	2	18	9.0	18	0
Pardee.....	1	32	32.0	32	0
Crow.....	1	23	23.0	23	0
Lundy.....	1	14	14.0	14t	1
<b>Rams.....</b>	<b>17</b>	<b>487</b>	<b>28.6</b>	<b>97t</b>	<b>3</b>
<b>Opponents.....</b>	<b>20</b>	<b>452</b>	<b>24.6</b>	<b>79</b>	<b>2</b>

Punting	No.	Yds.	Avg.	LG	Blk.
Villanueva.....	82	3616	44.1	58	0
<b>Rams.....</b>	<b>82</b>	<b>3616</b>	<b>44.1</b>	<b>58</b>	<b>0</b>
<b>Opponents.....</b>	<b>73</b>	<b>3291</b>	<b>45.1</b>	<b>n/a</b>	<b>0</b>

Punt Returns	No.	FC	Yds.	Avg.	LG	TD
Shannon.....	15	6	81	5.4	22	0
B. Smith.....	12	9	68	5.7	16	0
Brown.....	4	3	23	5.8	8	0
Meador.....	2	2	9	4.5	9	0
Bass.....	1	0	0	0.0	0	0
<b>Rams.....</b>	<b>34</b>	<b>20</b>	<b>181</b>	<b>5.3</b>	<b>22</b>	<b>0</b>
<b>Opponents.....</b>	<b>43</b>	<b>n/a</b>	<b>360</b>	<b>8.4</b>	<b>52</b>	<b>0</b>

Kickoff Returns	No.	Yds.	Avg.	LG	TD
Shannon.....	18	442	24.6	40	0
B. Smith.....	20	489	24.5	56	0
Meador.....	6	148	24.7	30	0
Brown.....	6	122	20.3	26	0
Martin.....	2	18	9.0	11	0
Larsen.....	2	14	7.0	14	0
Bass.....	1	25	25.0	25	0
M. Harris.....	1	0	0.0	0	0
<b>Rams.....</b>	<b>56</b>	<b>1258</b>	<b>22.5</b>	<b>56</b>	<b>0</b>
<b>Opponents.....</b>	<b>58</b>	<b>1544</b>	<b>26.6</b>	<b>63</b>	<b>0</b>

Passing	Att.	Comp.	Yds.	Pct.	Yds./Att.	TD	TD%	Int.	Int%	LG	Sack-Lost	Rating
Gabriel.....	143	65	1236	45.5	8.64	9	6.3	5	3.5	70t	n/a	82.4
Munson.....	223	108	1533	48.4	6.87	4	1.8	15	6.7	95t	n/a	56.5
Baker.....	1	0	0	0.0	0.00	0	0.0	0	0.0	0	n/a	39.6
Meador.....	1	0	0	0.0	0.00	0	0.0	0	0.0	0	n/a	39.6
<b>Rams.....</b>	<b>368</b>	<b>173</b>	<b>2769</b>	<b>47.0</b>	<b>7.52</b>	<b>18</b>	<b>4.9</b>	<b>20</b>	<b>5.4</b>	<b>95t</b>	<b>65-490</b>	<b>66.3</b>
<b>Opponents.....</b>	<b>435</b>	<b>213</b>	<b>2694</b>	<b>49.0</b>	<b>6.19</b>	<b>27</b>	<b>6.2</b>	<b>17</b>	<b>3.9</b>	<b>n/a</b>	<b>49-400</b>	<b>73.1</b>



DATE	W/L	Score	Opponent.....	Attend.
9/14	L	2-23	DETROIT.....	(49,342)
9/21	L	14-37	WASHINGTON.....	(29,295)
9/29	L	6-20	@ Cleveland.....	(54,713)
10/6	L	10-42	@ Green Bay.....	(42,327)
10/13	L	14-52	CHICAGO.....	(40,476)
10/20	W	27-24	MINNESOTA.....	(30,565)
10/27	W	28-21	SAN FRANCISCO.....	(45,532)
11/3	L	13-21	@ Minnesota.....	(33,567)
11/10	L	0-6	@ Chicago.....	(48,312)
11/17	W	28-21	@ Detroit.....	(44,951)
11/24	W	17-16	BALTIMORE.....	(48,555)
12/1	W	21-17	@ San Francisco.....	(33,321)
12/7	L	14-31	GREEN BAY.....	(52,357)
12/15	L	16-19	@ Baltimore.....	(52,834)

	RAMS	OPP.
<b>First Downs</b> .....	209	244
Rushing.....	80	100
Passing.....	117	126
Penalty.....	12	18
<b>Total Net Yards</b> .....	3470	4538
Avg./Game.....	247.8	324.1
Total Plays.....	848	837
Avg./Play.....	4.1	5.4
<b>Net Yards Rushing</b> .....	1393	1785
Avg./Game.....	99.5	127.5
Total Rushes.....	405	431
<b>Net Yards Passing</b> .....	2007	2753
Avg./Game.....	143.3	196.6
Sacked-Yds. Lost.....	59-481	27-272
Gross Yards.....	2488	3025
Att-Comp-Int.....	384-186-22	379-208-19
Comp. %.....	48.4	54.9
<b>Punts/Avg.</b> .....	70-48.7	61-42.5
<b>Penalties/Yards</b> .....	78-558	63-558
<b>Fumbles/ Ball Lost</b> .....	30-17	25-13
<b>Touchdowns</b> .....	26	43
Rushing.....	14	14
Passing.....	11	25
Returns.....	1	4

Scoring	TD	Ru	Pa	Rt	PAT	FG	S	Pts
Villanueva.....	0	0	0	0	25-26	9-17	0	52
Dale.....	7	0	7	0	0-0	0-0	0	42
Bass.....	5	5	0	0	0-0	0-0	0	30
Perkins.....	4	4	0	0	0-0	0-0	0	24
Gabriel.....	3	3	0	0	0-0	0-0	0	18
Arnett.....	2	2	1	0	0-0	0-0	0	12
Wilson.....	2	1	1	0	0-0	0-0	0	12
Atkins.....	1	0	1	0	0-0	0-0	0	6
Phillips.....	1	0	1	0	0-0	0-0	0	6
Shannon.....	1	0	0	1	0-0	0-0	0	6
Crow.....	0	0	0	0	0-0	0-0	1	2
<b>Rams.....</b>	<b>26</b>	<b>14</b>	<b>11</b>	<b>1</b>	<b>25-26</b>	<b>9-17</b>	<b>1</b>	<b>210</b>
<b>Opponents.....</b>	<b>43</b>	<b>14</b>	<b>25</b>	<b>4</b>	<b>39-43</b>	<b>17-35</b>	<b>1</b>	<b>350</b>

**Usual Starters**

E	Phillips	DE	D. Jones
LT	Carollo	DT	Olsen
LG	Cowan	DT	Grier
C	Hunter	DE	Lundy
RG	Chuy	LLB	McKeever
RT	Varrichione	MLB	Henry
TE	McKeever	RLB	Pardee
QB	Dale	CB	B. Smith
FB	Gabriel	CB	Meador
RB	Bass	S	Crow
RB	Arnett	S	Shannon

Passing	Att.	Comp.	Yds.	Pct.	Yds./Att.
Gabriel.....	281	130	1947	46.3	6.93
Bratkowski.....	82	45	471	54.9	5.74
Baker.....	19	11	140	57.9	7.37
Bass.....	1	0	0	0.0	0.00
Arnett.....	1	0	0	0.0	0.00
Wilson.....	1	0	0	0.0	0.00
<b>Rams.....</b>	<b>384</b>	<b>186</b>	<b>3025</b>	<b>48.4</b>	<b>5.41</b>
<b>Opponents.....</b>	<b>379</b>	<b>208</b>	<b>2488</b>	<b>54.9</b>	<b>7.26</b>

Rushing	No.	Yds.	Avg.	LG	TD
Bass.....	143	520	3.6	51	5
Wilson.....	109	394	3.6	39	1
Arnett.....	58	208	3.6	20	1
Gabriel.....	39	132	3.4	16	3
Perkins.....	37	70	1.9	8	4
Baker.....	9	46	5.1	12	0
Dale.....	1	12	12.0	12	0
Atkins.....	5	11	2.2	6	0
Meador.....	1	1	1.0	3	0
Bratkowski.....	1	3	3.0	3	0
<b>Rams.....</b>	<b>405</b>	<b>1393</b>	<b>3.4</b>	<b>51</b>	<b>14</b>
<b>Opponents.....</b>	<b>431</b>	<b>1785</b>	<b>4.1</b>	<b>n/a</b>	<b>14</b>

Receiving	No.	Yds.	Avg.	LG	TD
Phillips.....	54	793	14.7	52	7
Dale.....	34	638	18.8	66†	1
Bass.....	30	348	11.6	53	0
Arnett.....	15	119	7.9	41	1
Atkins.....	14	174	12.4	21	1
McKeever.....	11	152	13.8	29	0
Wilson.....	9	173	19.2	77†	1
Adams.....	9	93	10.3	19	0
Perkins.....	8	61	7.6	17	0
Shannon.....	2	7	3.5	6	0
<b>Rams.....</b>	<b>186</b>	<b>2488</b>	<b>11.2</b>	<b>77†</b>	<b>11</b>
<b>Opponents.....</b>	<b>208</b>	<b>3025</b>	<b>13.2</b>	<b>n/a</b>	<b>25</b>

Interceptions	No.	Yds.	Avg.	LG	TD
Meador.....	6	38	6.3	20	0
Henry.....	5	43	8.6	28	0
B. Smith.....	2	11	6.5	11	0
Pardee.....	2	5	2.5	5	0
Britt.....	1	45	45.0	45	0
Whitmyer.....	1	27	27.0	27	0
Livingston.....	1	13	13.0	13	0
D. Jones.....	1	0	0.0	0	0
<b>Rams.....</b>	<b>19</b>	<b>182</b>	<b>9.6</b>	<b>45</b>	<b>0</b>
<b>Opponents.....</b>	<b>22</b>	<b>369</b>	<b>16.8</b>	<b>70†</b>	<b>2</b>

Punting	No.	Yds.	Avg.	LG	Blk.
Villanueva.....	81	3678	45.4	68	0
Adams.....	4	121	30.3	42	0
<b>Rams.....</b>	<b>85</b>	<b>3799</b>	<b>44.7</b>	<b>68</b>	<b>0</b>
<b>Opponents.....</b>	<b>61</b>	<b>2591</b>	<b>42.5</b>	<b>n/a</b>	<b>n/a</b>

Punt Returns	No.	FC	Yds.	Avg.	LG	TD
Shannon.....	15	11	132	8.8	29	0
Atkins.....	12	3	36	3.0	9	0
B. Smith.....	2	0	20	10.0	20	0
Bass.....	1	0	11	11.0	11	0
Arnett.....	1	1	7	7.0	7	0
Whitmyer.....	0	1	0	0.0	0	0
<b>Rams.....</b>	<b>31</b>	<b>16</b>	<b>206</b>	<b>6.6</b>	<b>29</b>	<b>0</b>
<b>Opponents.....</b>	<b>60</b>	<b>n/a</b>	<b>681</b>	<b>11.4</b>	<b>51</b>	<b>0</b>

Kickoff Returns	No.	Yds.	Avg.	LG	TD
Shannon.....	28	823	29.4	99†	1
Atkins.....	19	429	22.6	35	0
Arnett.....	12	279	23.3	34	0
Whitmyer.....	3	80	26.7	30	0
McKeever.....	2	8	4.0	8	0
Cowan.....	2	0	0.0	0	0
Wilson.....	1	17	17.0	17	0
Perkins.....	1	15	15.0	15	0
Hall.....	1	0	0.0	0	0
Olsen.....	1	0	0.0	0	0
<b>Rams.....</b>	<b>70</b>	<b>1651</b>	<b>23.6</b>	<b>99†</b>	<b>1</b>
<b>Opponents.....</b>	<b>44</b>	<b>1076</b>	<b>24.5</b>	<b>98†</b>	<b>2</b>

	TD	TD%	Int.	Int%	LG	Sack-Lost	Rating
Shannon.....	8	2.8	11	3.9	77†	n/a	62.7
Atkins.....	3	3.7	6	7.3	42	n/a	53.5
B. Smith.....	0	0.0	4	21.1	49	n/a	41.4
Pardee.....	0	0.0	0	0.0	0	n/a	39.6
Whitmyer.....	0	0.0	1	100.0	0	n/a	0.0
<b>Rams.....</b>	<b>11</b>	<b>2.9</b>	<b>22</b>	<b>5.7</b>	<b>77†</b>	<b>59-481</b>	<b>55.9</b>
<b>Opponents.....</b>	<b>25</b>	<b>6.6</b>	<b>19</b>	<b>5.0</b>	<b>n/a</b>	<b>27-272</b>	<b>79.2</b>

DATE	W/L	Score	Opponent	Attend.
9/16	L	27-30	@ Baltimore	(54,796)
9/23	L	23-27	CHICAGO	(44,376)
9/30	L	17-27	DALLAS	(26,907)
10/7	L	14-20	@ Washington	(38,264)
10/14	L	10-13	@ Detroit	(53,714)
10/21	L	14-38	MINNESOTA	(33,071)
10/28	W	28-14	@ San Francisco	(51,033)
11/4	L	3-12	DETROIT	(44,241)
11/11	L	2-14	BALTIMORE	(39,502)
11/18	L	17-24	SAN FRANCISCO	(42,554)
11/25	T	24-24	@ Minnesota	(26,728)
12/2	L	10-41	@ Green Bay	(46,833)
12/9	L	14-30	@ Chicago	(38,685)
12/16	L	17-20	GREEN BAY	(60,057)

	RAMS	OPP.
<b>First Downs</b> .....	201	256
Rushing.....	84	119
Passing.....	107	124
Penalty.....	10	13
<b>Total Net Yards</b> .....	3865	4981
Avg./Game.....	276.1	355.8
Total Plays.....	855	969
Avg./Play.....	5.2	5.7
<b>Net Yards Rushing</b> .....	1689	2092
Avg./Game.....	120.6	149.4
Total Rushes.....	376	501
<b>Net Yards Passing</b> .....	2176	2889
Avg./Game.....	155.4	206.4
Sacked-Yds. Lost.....	n/a-348	n/a-255
Gross Yards.....	2524	3144
Att-Comp-Int.....	372-189-19	379-217-19
Comp. %.....	50.8	57.3
<b>Punts/Avg.</b> .....	87-45.5	56-45.5
<b>Penalties/Yards</b> .....	71-704	52-592
<b>Fumbles/ Ball Lost</b> .....	26-16	30-12
<b>Touchdowns</b> .....	27	42
Rushing.....	10	14
Passing.....	14	25
Returns.....	3	3

Scoring	TD	Ru	Pa	Rt	PAT	FG	S	Pts
Villanueva.....	0	0	0	0	26-27	10-20	0	56
Bass.....	8	6	2	0	0-0	0-0	0	48
Phillips.....	5	0	5	0	0-0	0-0	0	30
Dale.....	3	0	3	0	0-0	0-0	0	18
Allen.....	2	0	2	0	0-0	0-0	0	12
Arnett.....	2	2	0	0	0-0	0-0	0	12
Perkins.....	2	2	0	0	0-0	0-0	0	12
Pardee.....	1	0	0	1	0-0	0-0	1	8
Atkins.....	1	0	1	0	0-0	0-0	0	6
Crow.....	1	0	0	1	0-0	0-0	0	6
Matson.....	1	0	1	0	0-0	0-0	0	6
Olsen.....	1	0	0	1	0-0	0-0	0	6
<b>Rams.....</b>	<b>27</b>	<b>10</b>	<b>14</b>	<b>3</b>	<b>26-27</b>	<b>10-20</b>	<b>1</b>	<b>220</b>
<b>Opponents....</b>	<b>42</b>	<b>14</b>	<b>25</b>	<b>3</b>	<b>38-42</b>	<b>14-33</b>	<b>1</b>	<b>334</b>

**Usual Starters**

E	Phillips	DE	D. Jones
LT	Carollo	DT	Olsen
LG	Cowan	DT	LoVetere
C	Hunter	DE	Lundy
RG	Puttnam	LLB	McKeever
RT	Varrichione	MLB	Henry
FL	Dale	RLB	Pardee
FL	Atkins	CB	Britt
QB	Bratkowski	CB	Meador
RB	Bass	S	Crow
RB	Arnett	S	Shannon

Passing	Att.	Comp.	Yds.	Pct.	Yds./Att.
Bratkowski.....	219	110	1541	50.2	7.04
Gabriel.....	101	57	670	56.4	6.63
R. Miller.....	43	17	250	39.5	5.81
Arnett.....	5	3	28	60.0	5.60
Matson.....	1	1	13	100.0	13.00
Bass.....	3	1	22	33.3	7.33
<b>Rams.....</b>	<b>372</b>	<b>189</b>	<b>2524</b>	<b>50.8</b>	<b>5.90</b>
<b>Opponents....</b>	<b>379</b>	<b>217</b>	<b>2889</b>	<b>57.3</b>	<b>7.60</b>

Rushing	No.	Yds.	Avg.	LG	TD
Bass.....	196	1033	5.3	57	6
Arnett.....	76	238	3.1	40	2
Perkins.....	48	181	3.8	20	2
Gabriel.....	18	93	5.2	15	0
Shaw.....	18	76	4.2	30	0
Miller.....	3	27	9.0	13	0
Atkins.....	7	19	2.7	16	0
Bratkowski.....	7	14	2.0	11	0
Richter.....	0	8	0.0	8	0
Matson.....	3	0	0.0	2	0
<b>Rams.....</b>	<b>376</b>	<b>1689</b>	<b>4.5</b>	<b>57</b>	<b>10</b>
<b>Opponents.....</b>	<b>501</b>	<b>2092</b>	<b>4.2</b>	<b>n/a</b>	<b>14</b>

Receiving	No.	Yds.	Avg.	LG	TD
Phillips.....	60	875	14.6	65t	5
Atkins.....	35	393	11.2	48t	1
Bass.....	30	262	8.7	33t	2
Dale.....	29	584	20.1	80t	3
Perkins.....	14	83	5.9	13	0
Arnett.....	12	137	11.4	40	2
Allen.....	3	90	30.0	43t	0
Shaw.....	3	51	17.0	30	0
Matson.....	3	49	16.3	20t	1
<b>Rams.....</b>	<b>189</b>	<b>2524</b>	<b>11.5</b>	<b>80t</b>	<b>14</b>
<b>Opponents.....</b>	<b>217</b>	<b>2889</b>	<b>13.3</b>	<b>n/a</b>	<b>25</b>

Interceptions	No.	Yds.	Avg.	LG	TD
Crow.....	5	100	20.0	65t	1
Shannon.....	4	33	8.3	20	0
Britt.....	3	50	16.7	28	0
McKeever.....	2	14	0.5	11	0
B. Smith.....	1	47	47.0	47	0
Olsen.....	1	20	20.0	20t	1
Henry.....	1	10	10.0	10	0
Hall.....	1	0	0.0	0	0
Meador.....	1	0	0.0	0	0
<b>Rams.....</b>	<b>19</b>	<b>261</b>	<b>13.7</b>	<b>65t</b>	<b>2</b>
<b>Opponents.....</b>	<b>19</b>	<b>293</b>	<b>15.4</b>	<b>101t</b>	<b>2</b>

Punting	No.	Yds.	Avg.	LG	Bk.
Villanueva.....	87	3960	45.5	65	1
<b>Rams.....</b>	<b>87</b>	<b>3960</b>	<b>45.5</b>	<b>65</b>	<b>1</b>
<b>Opponents.....</b>	<b>56</b>	<b>2550</b>	<b>45.5</b>	<b>n/a</b>	<b>n/a</b>

Punt Returns	No.	Yds.	Avg.	LG	TD
Atkins.....	11	94	8.5	45	0
Bass.....	6	81	13.5	48	0
Arnett.....	5	49	9.8	21	0
Hall.....	4	21	5.3	11	0
B. Smith.....	1	7	7.0	7	0
<b>Rams.....</b>	<b>27</b>	<b>252</b>	<b>9.3</b>	<b>48</b>	<b>0</b>
<b>Opponents.....</b>	<b>55</b>	<b>567</b>	<b>10.3</b>	<b>46</b>	<b>1</b>

Kickoff Returns	No.	Yds.	Avg.	LG	TD
Atkins.....	28	676	24.1	41	0
Bass.....	19	446	23.5	40	0
Hall.....	8	178	22.3	32	0
Arnett.....	2	87	43.5	50	0
B. Smith.....	2	60	30.0	41	0
D. Jones.....	1	0	0.0	0	0
<b>Rams.....</b>	<b>60</b>	<b>1447</b>	<b>24.1</b>	<b>50</b>	<b>0</b>
<b>Opponents.....</b>	<b>50</b>	<b>1211</b>	<b>24.2</b>	<b>n/a</b>	<b>0</b>

TD	TD%	Int.	Int%	LG	Sack-Lost	Rating
9	4.1	16	7.3	80t	n/a	56.5
3	2.9	2	2.0	65t	n/a	78.4
1	2.3	1	2.3	55t	n/a	57.3
1	20.0	0	0.0	15t	n/a	115.0
0	0.0	0	0.0	13	n/a	118.8
0	0.0	0	0.0	22	n/a	60.4
<b>14</b>	<b>3.8</b>	<b>19</b>	<b>5.1</b>	<b>80t</b>	<b>n/a-348</b>	<b>64.0</b>
<b>25</b>	<b>6.6</b>	<b>19</b>	<b>5.0</b>	<b>n/a</b>	<b>n/a-255</b>	<b>82.7</b>

DATE	W/L	Score	Opponent.....	Attend.
9/17	L	24-27	@ Baltimore.....	(54,259)
9/23	L	17-21	CHICAGO.....	(53,315)
10/1	W	24-14	PITTSBURGH.....	(40,707)
10/8	L	0-35	@ San Francisco.....	(59,004)
10/15	L	13-14	@ Detroit.....	(45,873)
10/22	L	14-24	@ New York Giants.....	(63,053)
10/29	L	10-28	DETROIT.....	(49,123)
11/5	W	31-17	MINNESOTA.....	(38,594)
11/12	W	17-7	SAN FRANCISCO.....	(63,766)
11/19	L	17-35	@ Green Bay.....	(38,669)
11/26	L	24-28	@ Chicago.....	(45,965)
12/3	L	21-42	@ Minnesota.....	(30,068)
12/9	W	34-17	BALTIMORE.....	(41,268)
12/17	L	17-24	GREEN BAY.....	(49,169)

	RAMS	OPP.
<b>First Downs</b> .....	236	279
Rushing.....	109	136
Passing.....	111	121
Penalty.....	16	22
<b>Total Net Yards</b> .....	4295	4813
Avg./Game.....	306.8	343.8
Total Plays.....	892	908
Avg./Play.....	4.8	5.4
<b>Net Yards Rushing</b> .....	1958	2440
Avg./Game.....	139.9	174.3
Total Rushes.....	415	508
Avg./Game.....	237	273
<b>Net Yards Passing</b> .....	166.9	169.5
Avg./Game.....	n/a-372	n/a-269
Sacked-Yds. Lost.....	2709	2642
Gross Yards.....	386-199-21	328-184-23
Att-Comp-Int.....	51-6	56-1
Comp. %.....	64-40.1	51-43.3
<b>Punts/Avg.</b> .....	63-59.9	75-66.2
<b>Penalties/Yards</b> .....	21-11	27-16
<b>Fumbles/ Ball Lost</b> .....	32	45
<b>Touchdowns</b> .....	17	26
Rushing.....	13	19
Passing.....	2	0
Returns.....		

Scoring	TD	Ru	Pa	Rt	PAT	FG	S	Pts
Villanueva.....	0	0	0	0	32-32	13-27	0	71
Arnett.....	5	4	0	1	0-0	0-0	0	30
Bass.....	4	0	1	0	0-0	0-0	0	30
Matson.....	5	2	3	0	0-0	0-0	0	30
Phillips.....	5	0	5	0	0-0	0-0	0	30
Marconi.....	4	3	1	0	0-0	0-0	0	24
Bratkowski.....	3	3	0	0	0-0	0-0	0	18
Allen.....	2	0	2	0	0-0	0-0	0	12
Dale.....	2	0	2	0	0-0	0-0	0	12
Wilson.....	1	1	0	0	0-0	0-0	0	6
<b>Rams.....</b>	<b>32</b>	<b>17</b>	<b>13</b>	<b>0</b>	<b>32-32</b>	<b>13-27</b>	<b>0</b>	<b>263</b>
<b>Opponents.....</b>	<b>45</b>	<b>26</b>	<b>19</b>	<b>0</b>	<b>45-45</b>	<b>6-21</b>	<b>0</b>	<b>333</b>

**Usual Starters**

E	Phillips	DE	D. Jones
LT	Boeke	DT	Henry
LG	Cowan	DT	LoVetere
C	Hunter	DE	Lundy
RG	Hord	LLB	Pardee
RT	Varrichione	MLB	Richter
FL	Matson	CLB	Jobko
FB	Dale	CB	Britt
QB	Bratkowski	CB	Meador
RB	Bass	S	Crow
RB	Arnett	S	C. Thomas

Passing	Att.	Comp.	Yds.	Pct.	Yds./Att.
Ryan.....	230	124	1547	53.9	6.73
Ryan.....	142	77	1115	50.7	7.85
Arnett.....	13	3	47	23.1	3.62
Villanueva.....	1	0	0	0.0	0.00
<b>Rams.....</b>	<b>386</b>	<b>199</b>	<b>2709</b>	<b>51.6</b>	<b>6.05</b>
<b>Opponents.....</b>	<b>328</b>	<b>184</b>	<b>2373</b>	<b>56.1</b>	<b>7.20</b>

Rushing	No.	Yds.	Avg.	LG	TD
Arnett.....	158	609	3.9	26	4
Bass.....	98	608	6.2	73t	4
Wilson.....	44	220	5.0	34	1
Matson.....	24	181	7.5	69t	2
Marconi.....	36	146	4.1	14	3
Ryan.....	38	139	3.7	28	0
Bratkowski.....	12	36	3.0	16	3
Atkins.....	5	19	3.8	13	0
<b>Rams.....</b>	<b>415</b>	<b>1958</b>	<b>4.7</b>	<b>73t</b>	<b>17</b>
<b>Opponents.....</b>	<b>508</b>	<b>2440</b>	<b>4.9</b>	<b>n/a</b>	<b>26</b>

Receiving	No.	Yds.	Avg.	LG	TD
Phillips.....	78	1092	14.0	69t	5
Dale.....	35	561	16.0	68t	2
Matson.....	29	537	18.5	96t	3
Arnett.....	28	194	6.9	29	0
Bass.....	16	145	9.1	37	0
Atkins.....	5	67	13.4	28	0
Marconi.....	4	20	5.0	8t	1
Allen.....	2	80	40.0	48t	2
Wilson.....	1	12	12.0	12	0
Scibelli.....	1	1	1.0	1	0
<b>Rams.....</b>	<b>199</b>	<b>2709</b>	<b>11.7</b>	<b>96t</b>	<b>13</b>
<b>Opponents.....</b>	<b>184</b>	<b>2373</b>	<b>12.9</b>	<b>n/a</b>	<b>19</b>

Interceptions	No.	Yds.	Avg.	LG	TD
Crow.....	6	117	19.5	31	0
Britt.....	5	29	5.8	13	0
Richter.....	4	44	11.0	17	0
C. Thomas.....	3	11	3.7	7	0
Meador.....	1	34	34.0	34	0
Jobko.....	1	16	16.0	16	0
Long.....	1	10	10.0	10	0
Strugar.....	1	4	4.0	4	0
Pardee.....	1	2	2.0	2	0
Hall.....	0	10	10.0	10	0
<b>Rams.....</b>	<b>23</b>	<b>277</b>	<b>12.0</b>	<b>34</b>	<b>0</b>
<b>Opponents.....</b>	<b>21</b>	<b>180</b>	<b>13.3</b>	<b>41</b>	<b>0</b>

Punting	No.	Yds.	Avg.	LG	Bk.
Villanueva.....	46	1845	40.1	53	0
Bratkowski.....	12	458	38.2	51	0
Marconi.....	6	265	44.2	50	0
<b>Rams.....</b>	<b>64</b>	<b>2568</b>	<b>40.1</b>	<b>53</b>	<b>0</b>
<b>Opponents.....</b>	<b>51</b>	<b>2206</b>	<b>43.3</b>	<b>n/a</b>	<b>0</b>

Punt Returns	No.	Yds.	Avg.	LG	TD
Arnett.....	10	75	7.5	17	0
Bass.....	4	109	27.3	90t	1
<b>Rams.....</b>	<b>14</b>	<b>184</b>	<b>13.1</b>	<b>90t</b>	<b>1</b>
<b>Opponents.....</b>	<b>36</b>	<b>384</b>	<b>10.7</b>	<b>48</b>	<b>0</b>

Kickoff Returns	No.	Yds.	Avg.	LG	TD
Bass.....	23	698	30.3	64	0
Arnett.....	25	653	26.1	105t	1
Atkins.....	4	77	19.3	20	0
Varrichione.....	3	23	7.7	11	0
D. Jones.....	1	12	12.0	12	0
<b>Rams.....</b>	<b>56</b>	<b>1463</b>	<b>26.1</b>	<b>105t</b>	<b>1</b>
<b>Opponents.....</b>	<b>53</b>	<b>1380</b>	<b>26.0</b>	<b>61</b>	<b>0</b>

TD	TD%	Int.	Int%	LG	Sack-Lost	Rating
8	3.5	13	5.7	84t	n/a	63.1
0	3.5	7	4.9	96t	n/a	68.3
0	0.0	1	7.7	20	n/a	10.1
0	0.0	0	0.0	0	n/a	39.6
<b>13</b>	<b>3.4</b>	<b>21</b>	<b>5.4</b>	<b>96t</b>	<b>n/a-372</b>	<b>62.8</b>
<b>19</b>	<b>5.8</b>	<b>23</b>	<b>7.0</b>	<b>n/a</b>	<b>n/a-269</b>	<b>69.1</b>

DATE	W/L	Score	Opponent.....	Attend.
9/23	L	21-43	ST. LOUIS	(47,448)
10/2	L	9-13	@ San Francisco	(53,633)
10/9	L	27-34	@ Chicago	(47,776)
10/16	L	17-31	@ Baltimore	(57,808)
10/23	T	24-24	CHICAGO	(63,438)
10/30	W	48-35	DETROIT	(53,295)
11/6	W	38-13	@ Dallas	(16,000)
11/13	L	10-12	@ Detroit	(54,019)
11/21	W	33-31	@ Green Bay	(35,763)
12/4	L	7-23	SAN FRANCISCO	(77,254)
12/11	W	10-3	BALTIMORE	(75,461)
12/17	L	21-35	GREEN BAY	(53,445)

	RAMS	OPP.
<b>First Downs</b> .....	194	221
Rushing.....	76	87
Passing.....	101	114
Penalty.....	17	20
<b>Total Net Yards</b> .....	3271	4073
Avg./Game.....	272.6	339.4
Total Plays.....	794	837
Avg./Play.....	4.3	4.9
<b>Net Yards Rushing</b> .....	1449	1718
Avg./Game.....	120.8	143.2
Total Rushes.....	343	419
Avg./Game.....	182.2	235.5
<b>Net Yards Passing</b> .....	1822	196.3
Avg./Game.....	151.8	196.3
Sacked-Yds. Lost.....	n/a-366	n/a-155
Gross Yards.....	2188	2510
Att-Comp-Int.....	335-177-22	339-168-23
Comp. %.....	52.8	49.6
<b>Punts/Avg.</b> .....	64-42.3	50-43.8
<b>Penalties/Yards</b> .....	64-625	59-517
<b>Fumbles/ Ball Lost</b> .....	17-9	29-13
<b>Touchdowns</b> .....	32	35
Rushing.....	9	16
Passing.....	19	18
Returns.....	4	1

Scoring	TD	Ru	Pa	Rt	PAT	FG	S	Pts
Villanueva.....	0	0	0	0	28-28	12-19	0	64
Phillips.....	8	0	8	0	0-0	0-0	0	48
Arnett.....	4	2	2	0	0-0	0-0	0	24
Dale.....	3	0	3	0	0-0	0-0	0	18
Marconi.....	3	3	0	0	0-0	0-0	0	18
Ryan.....	2	1	1	0	0-0	0-0	0	12
C. Thomas.....	2	0	2	0	0-0	0-0	0	12
Wade.....	2	2	0	0	0-0	0-0	0	12
Wilson.....	0	2	0	0	0-0	0-0	0	12
Michaels.....	0	0	0	1	1-3	0-0	0	7
Britt.....	1	0	0	1	0-0	0-0	0	6
Lundy.....	1	0	0	1	0-0	0-0	0	6
LoVetere.....	1	0	0	1	0-0	0-0	0	6
Matson.....	1	1	0	0	0-0	0-0	0	6
Meador.....	1	0	0	1	0-0	0-0	0	6
Shofner.....	1	0	1	0	0-0	0-0	0	6
Richter.....	0	0	0	2	0-0	0-0	0	2
<b>Rams.....</b>	<b>32</b>	<b>9</b>	<b>19</b>	<b>4</b>	<b>31-31</b>	<b>14-22</b>	<b>0</b>	<b>265</b>
<b>Opponents.....</b>	<b>35</b>	<b>16</b>	<b>18</b>	<b>1</b>	<b>34-35</b>	<b>17-29</b>	<b>1</b>	<b>297</b>

**Usual Starters**

E	Phillips	DE	Brito
LG	Boeke	DT	Strugar
LT	Lansford	DT	LoVetere
C	Hunter	DE	Lundy
RG	Hord	LLB	Pardee
RT	Bradshaw	MLB	Richter
FL	Matson	RLB	Jobko
FB	Dale	CB	Britt
QB	Wade	CB	Meador
RB	Marconi	S	Sherman
RB	Arnett	S	C. Thomas

Rushing	No.	Yds.	Avg.	LG	TD
Arnett.....	104	436	4.2	31	2
Marconi.....	42	240	5.7	75t	3
Wade.....	26	171	6.6	66t	2
Matson.....	61	170	2.9	27	1
Bass.....	31	153	4.9	33	0
Wilson.....	41	139	3.4	35	0
Ryan.....	19	85	4.5	24	1
C. Thomas.....	16	63	3.9	33	0
Humphrey.....	2	7	3.5	6	0
Shofner.....	1	-15	-15.0	-15	0
<b>Rams.....</b>	<b>343</b>	<b>1449</b>	<b>4.2</b>	<b>75t</b>	<b>9</b>
<b>Opponents.....</b>	<b>419</b>	<b>1718</b>	<b>4.1</b>	<b>n/a</b>	<b>16</b>

Receiving	No.	Yds.	Avg.	LG	TD
Phillips.....	52	883	17.0	61t	8
Arnett.....	29	226	7.8	24t	2
Dale.....	19	336	17.7	63	3
C. Thomas.....	17	275	16.2	58	2
Matson.....	15	98	6.5	24	0
Bass.....	13	92	7.1	26	0
Shofner.....	12	122	10.2	17t	1
Wilson.....	11	82	7.5	40t	2
Marconi.....	9	32	3.6	17	0
Ryan.....	0	32	--	32t	1
Wade.....	0	10	--	10	0
<b>Rams.....</b>	<b>177</b>	<b>2188</b>	<b>12.4</b>	<b>63</b>	<b>19</b>
<b>Opponents.....</b>	<b>168</b>	<b>2355</b>	<b>14.0</b>	<b>n/a</b>	<b>18</b>

Interceptions	No.	Yds.	Avg.	LG	TD
Britt.....	5	117	23.4	73	1
Meador.....	4	46	11.5	26t	1
Richter.....	2	29	14.5	20	0
Ellersick.....	2	12	6.0	12	0
Baker.....	1	62	62.0	62	0
Lundy.....	1	25	25.0	25t	1
Long.....	1	23	23.0	23	0
Shofner.....	1	19	19.0	19	0
Stalcup.....	1	12	12.0	12	0
Pardee.....	1	10	10.0	10	0
Jobko.....	1	7	7.0	7	0
Sherman.....	1	0	0.0	0	0
C. Thomas.....	1	0	0.0	0	0
Valdez.....	1	0	0.0	0	0
<b>Rams.....</b>	<b>23</b>	<b>362</b>	<b>15.7</b>	<b>73</b>	<b>3</b>
<b>Opponents.....</b>	<b>22</b>	<b>182</b>	<b>8.3</b>	<b>43</b>	<b>0</b>

Punting	No.	Yds.	Avg.	LG	Bk.
Shofner.....	54	2301	42.6	63	1
Marconi.....	10	408	40.8	62	1
<b>Rams.....</b>	<b>64</b>	<b>2709</b>	<b>42.3</b>	<b>53</b>	<b>2</b>
<b>Opponents.....</b>	<b>50</b>	<b>2190</b>	<b>43.8</b>	<b>n/a</b>	<b>0</b>

Punt Returns	No.	Yds.	Avg.	LG	TD
Bass.....	11	62	5.6	22	0
Arnett.....	10	60	6.0	29	0
LoVetere.....	1	6	6.0	6t	1
Sherman.....	1	1	1.0	1	0
Matson.....	1	0	0.0	0	0
Meador.....	1	0	0.0	0	0
<b>Rams.....</b>	<b>25</b>	<b>129</b>	<b>5.2</b>	<b>29</b>	<b>1</b>
<b>Opponents.....</b>	<b>27</b>	<b>199</b>	<b>7.4</b>	<b>36</b>	<b>0</b>

Kickoff Returns	No.	Yds.	Avg.	LG	TD
Arnett.....	17	416	24.5	43	0
Bass.....	11	246	22.4	31	0
Matson.....	9	216	24.0	42	0
Wilson.....	2	48	24.0	27	0
Michaels.....	1	15	15.0	15	0
<b>Rams.....</b>	<b>40</b>	<b>941</b>	<b>23.5</b>	<b>43</b>	<b>0</b>
<b>Opponents.....</b>	<b>52</b>	<b>1083</b>	<b>20.8</b>	<b>65</b>	<b>0</b>

Passing	Att.	Comp.	Yds.	Pct.	Yds./Att.	TD	TD%	Int.	Int%	LG	Sack-Lost	Rating
Wade.....	182	106	1294	58.2	7.11	12	6.6	11	6.0	61t	n/a	77.0
Ryan.....	128	62	816	48.4	6.38	7	5.5	9	7.0	63	n/a	57.9
Humphrey.....	24	9	78	37.5	3.25	0	0.0	2	8.3	16	n/a	12.2
Arnett.....	1	0	0	0.0	0.00	0	0.0	0	0.0	0	n/a	39.6
<b>Rams.....</b>	<b>335</b>	<b>177</b>	<b>2188</b>	<b>52.8</b>	<b>5.44</b>	<b>19</b>	<b>5.4</b>	<b>22</b>	<b>6.2</b>	<b>63</b>	<b>n/a-366</b>	<b>61.3</b>
<b>Opponents.....</b>	<b>339</b>	<b>168</b>	<b>2355</b>	<b>49.6</b>	<b>6.90</b>	<b>18</b>	<b>5.3</b>	<b>23</b>	<b>6.8</b>	<b>n/a</b>	<b>n/a-155</b>	<b>61.8</b>

DATE	W/L	Score	Opponent.....	Attend.
9/26	L	21-23	NEW YORK GIANTS.....	(71,297)
10/4	L	0-34	@ San Francisco.....	(56,028)
10/11	W	28-21	@ Chicago Bears.....	(47,036)
10/18	W	45-6	@ Green Bay.....	(36,194)
10/25	L	7-17	DETROIT.....	(74,288)
11/1	L	21-26	CHICAGO BEARS.....	(77,943)
11/8	L	16-24	SAN FRANCISCO.....	(94,376)
11/15	L	17-23	@ Detroit.....	(52,271)
11/22	L	20-23	@ Philadelphia.....	(47,425)
11/29	L	21-35	@ Baltimore.....	(57,557)
12/6	L	20-38	GREEN BAY.....	(61,044)
12/12	L	26-45	BALTIMORE.....	(65,528)

	RAMS	OPP.
<b>First Downs</b> .....	232	216
Rushing.....	101	96
Passing.....	116	100
Penalty.....	15	20
<b>Total Net Yards</b> .....	4260	3794
Avg./Game.....	355.0	316.2
Total Plays.....	803	805
Avg./Play.....	5.3	4.7
<b>Net Yards Rushing</b> .....	1778	1704
Avg./Game.....	148.2	142.0
Total Rushes.....	371	427
<b>Net Yards Passing</b> .....	2482	2090
Avg./Game.....	206.8	174.2
Sacked-Yds. Lost.....	n/a-241	n/a-242
Gross Yards.....	2723	2315
Att-Comp-Int.....	356-196-22	287-151-7
Comp. %.....	55.1	52.6
<b>Punts/Avg.</b> .....	50-41.7	60-44.1
<b>Penalties/Yards</b> .....	51-465	60-562
<b>Fumbles/ Ball Lost</b> .....	34-19	25-14
<b>Touchdowns</b> .....	30	38
Rushing.....	15	15
Passing.....	14	17
Returns.....	1	6

Scoring	TD	Ru	Pa	Rt	PAT	FG	S	Pts
Shofner.....	7	0	7	0	0-0	0-0	0	42
Matson.....	6	6	0	0	0-0	0-0	0	36
Michaels.....	0	0	0	0	12-14	8-17	0	36
Marconi.....	5	4	1	0	0-0	0-0	0	30
Arnett.....	4	2	1	1	0-0	0-0	0	24
Morris.....	0	0	0	0	15-15	3-8	0	24
Phillips.....	4	0	4	0	0-0	0-0	0	24
Wade.....	2	2	0	0	0-0	0-0	0	12
Ryan.....	1	1	0	0	0-0	0-0	0	6
Wilson.....	1	0	1	0	0-0	0-0	0	6
S. Williams.....	0	0	0	0	0-0	0-0	1	2
<b>Rams.....</b>	<b>30</b>	<b>15</b>	<b>14</b>	<b>1</b>	<b>27-29</b>	<b>11-25</b>	<b>1</b>	<b>242</b>
<b>Opponents ....</b>	<b>38</b>	<b>15</b>	<b>17</b>	<b>6</b>	<b>36-38</b>	<b>17-31</b>	<b>0</b>	<b>315</b>

Passing	Att.	Comp.	Yds.	Pct.	Yds./Att.	TD	TD%	Int.	Int%	LG	Sack-Lost	Rating
Wade.....	261	153	2001	58.6	7.67	12	4.6	17	6.5	72t	n/a	71.1
Ryan.....	89	42	709	47.2	7.97	2	2.2	4	4.5	67t	n/a	63.4
Arnett.....	5	1	13	20.0	2.60	0	0.0	0	0.0	13	n/a	39.6
Matson.....	1	0	0	0.0	0.00	0	0.0	0	0.0	0	n/a	39.6
<b>Rams.....</b>	<b>356</b>	<b>196</b>	<b>2482</b>	<b>55.1</b>	<b>6.97</b>	<b>14</b>	<b>3.9</b>	<b>22</b>	<b>6.2</b>	<b>72t</b>	<b>n/a-241</b>	<b>64.4</b>
<b>Opponents.....</b>	<b>287</b>	<b>151</b>	<b>2090</b>	<b>52.6</b>	<b>7.28</b>	<b>17</b>	<b>5.9</b>	<b>7</b>	<b>2.4</b>	<b>n/a</b>	<b>n/a-225</b>	<b>85.9</b>

Rushing	No.	Yds.	Avg.	LG	TD
Matson.....	161	863	5.4	50	6
Arnett.....	73	371	5.1	80t	2
Wilson.....	40	210	5.3	60	0
Marconi.....	52	176	3.4	21	4
Wade.....	25	95	3.8	17	2
Ryan.....	19	57	3.0	13	1
Shofner.....	1	6	6.0	6	0
<b>Rams.....</b>	<b>371</b>	<b>1778</b>	<b>4.8</b>	<b>80t</b>	<b>15</b>
<b>Opponents.....</b>	<b>427</b>	<b>1704</b>	<b>4.0</b>	<b>n/a</b>	<b>15</b>

Receiving	No.	Yds.	Avg.	LG	TD
Shofner.....	47	936	19.9	72t	7
Arnett.....	38	419	11.0	38t	1
Phillips.....	37	541	14.6	64	4
Clarke.....	29	453	15.6	60	0
Matson.....	18	130	7.2	49	0
Wilson.....	12	83	6.9	20	1
Marconi.....	10	81	8.1	30	1
Lundy.....	4	74	18.5	26	0
C. Thomas.....	1	6	6.0	6	0
<b>Rams.....</b>	<b>196</b>	<b>2723</b>	<b>12.7</b>	<b>72t</b>	<b>14</b>
<b>Opponents.....</b>	<b>151</b>	<b>2315</b>	<b>13.8</b>	<b>n/a</b>	<b>17</b>

Interceptions	No.	Yds.	Avg.	LG	TD
Meador.....	3	3	1.0	3	0
Franchhauser.....	3	2	0.7	2	0
Jobko.....	1	0	0.0	0	0
<b>Rams.....</b>	<b>7</b>	<b>5</b>	<b>0.7</b>	<b>3</b>	<b>0</b>
<b>Opponents.....</b>	<b>22</b>	<b>305</b>	<b>13.9</b>	<b>39</b>	<b>1</b>

Punting	No.	Yds.	Avg.	LG	Bk1.
Shofner.....	48	2004	41.8	66	1
Marconi.....	2	81	40.5	44	0
<b>Rams.....</b>	<b>50</b>	<b>2085</b>	<b>41.7</b>	<b>66</b>	<b>1</b>
<b>Opponents.....</b>	<b>60</b>	<b>2648</b>	<b>44.1</b>	<b>n/a</b>	<b>0</b>

Punt Returns	No.	Yds.	Avg.	LG	TD
Arnett.....	17	184	10.8	71t	1
Matson.....	14	61	4.4	20	0
C. Thomas.....	3	6	2.0	6	0
Burroughs.....	1	0	0.0	0	0
Meador.....	1	0	0.0	0	0
<b>Rams.....</b>	<b>36</b>	<b>251</b>	<b>7.0</b>	<b>71t</b>	<b>1</b>
<b>Opponents.....</b>	<b>30</b>	<b>205</b>	<b>6.8</b>	<b>78t</b>	<b>1</b>

Kickoff Returns	No.	Yds.	Avg.	LG	TD
Matson.....	16	367	22.9	48	0
Arnett.....	14	320	22.9	42	0
Wilson.....	7	243	34.7	85	0
C. Thomas.....	3	95	31.7	48	0
Wilkins.....	2	29	14.5	17	0
Dickson.....	1	0	0.0	0	0
<b>Rams.....</b>	<b>43</b>	<b>1054</b>	<b>24.5</b>	<b>85</b>	<b>0</b>
<b>Opponents.....</b>	<b>42</b>	<b>930</b>	<b>23.3</b>	<b>105t</b>	<b>1</b>

DATE	W/L	Score	Opponent.....	Attend.
9/28	L	27-30	CLEVELAND.....	(69,993)
10/5	W	33-3	@ San Francisco.....	(73,164)
10/12	W	42-28	@ Detroit.....	(41,021)
10/19	L	10-31	@ Chicago Bears.....	(41,387)
10/26	L	24-41	DETROIT.....	(81,703)
11/2	W	41-35	CHICAGO BEARS.....	(100,740)
11/9	W	56-7	SAN FRANCISCO.....	(95,082)
11/16	W	20-7	@ Green Bay.....	(28,051)
11/23	L	7-34	@ Baltimore.....	(57,557)
11/30	W	20-14	@ Chicago Cardinals.....	(13,041)
12/6	W	30-28	BALTIMORE.....	(100,202)
12/14	W	34-20	GREEN BAY.....	(54,634)

	RAMS	OPP.
<b>First Downs</b> .....	209	235
Rushing.....	93	109
Passing.....	104	110
Penalty.....	12	16
<b>Total Net Yards</b> .....	4406	3828
Avg./Game.....	367.2	319.0
Total Plays.....	779	872
Avg./Play.....	5.7	4.4
<b>Net Yards Rushing</b> .....	1734	1777
Avg./Game.....	144.5	148.1
Total Rushes.....	345	405
<b>Net Yards Passing</b> .....	2672	2051
Avg./Game.....	222.7	170.1
Sacked-Yds. Lost.....	n/a-237	n/a-252
Gross Yards.....	2909	2303
Att-Comp-Int.....	358-186-26	381-188-28
Comp. %.....	52.0	49.3
<b>Punts/Avg.</b> .....	51-40.9	65-37.9
<b>Penalties/Yards</b> .....	67-636	47-476
<b>Fumbles/ Ball Lost</b> .....	34-23	22-13
<b>Touchdowns</b> .....	43	37
Rushing.....	18	12
Passing.....	19	21
Returns.....	6	4

Scoring	TD	Ru	Pa	Rt	PAT	FG	S	Pts
Cothren.....	0	0	0	0	42-42	14-25	0	84
Wilson.....	10	9	1	0	0-0	0-0	0	60
Shofner.....	8	0	8	0	0-0	0-0	0	48
Arnett.....	7	6	1	0	0-0	0-0	0	42
Clarke.....	5	0	4	1	0-0	0-0	0	30
Lundy.....	3	0	3	0	0-0	0-0	0	18
Phillips.....	2	0	2	0	0-0	0-0	0	12
Sherman.....	2	0	0	2	0-0	0-0	0	12
Wade.....	2	2	0	0	0-0	0-0	0	12
Daugherty.....	1	0	0	1	0-0	0-0	0	6
Marconi.....	1	1	0	0	0-0	0-0	0	6
Michaels.....	1	0	0	1	0-0	0-0	0	6
Morris.....	1	0	0	1	0-0	0-0	0	6
Holtzman.....	0	0	0	0	0-0	0-0	1	2
<b>Rams.....</b>	<b>43</b>	<b>19</b>	<b>19</b>	<b>6</b>	<b>42-42</b>	<b>14-25</b>	<b>1</b>	<b>344</b>
<b>Opponents ....</b>	<b>37</b>	<b>12</b>	<b>21</b>	<b>4</b>	<b>35-37</b>	<b>7-21</b>	<b>0</b>	<b>278</b>

Passing	Att.	Comp.	Yds.	Pct.	Yds./Att.	TD	TD%	Int.	Int%	LG	Sack-Lost	Rating
Wade.....	341	181	2875	53.1	8.43	18	5.3	22	6.5	93	n/a	72.2
Ryan.....	14	5	34	35.7	2.43	1	7.1	3	21.4	14	n/a	28.6
Shofner.....	1	0	0	0.0	0.00	0	0.0	0	0.0	0	n/a	39.6
Wilson.....	1	0	0	0.0	0.00	0	0.0	1	100.0	0	n/a	0.0
Arnett.....	1	0	0	0.0	0.00	0	0.0	0	0.0	0	n/a	39.6
<b>Rams.....</b>	<b>358</b>	<b>186</b>	<b>2672</b>	<b>52.0</b>	<b>7.46</b>	<b>19</b>	<b>5.3</b>	<b>26</b>	<b>7.3</b>	<b>93</b>	<b>n/a-237</b>	<b>63.9</b>
<b>Opponents .....</b>	<b>381</b>	<b>188</b>	<b>2051</b>	<b>49.3</b>	<b>5.38</b>	<b>12</b>	<b>3.1</b>	<b>28</b>	<b>7.3</b>	<b>n/a</b>	<b>n/a-252</b>	<b>45.5</b>

Rushing	No.	Yds.	Avg.	LG	TD
Arnett.....	133	683	5.1	57	6
Wilson.....	73	475	6.5	82t	9
Marconi.....	89	428	4.8	45	1
Wade.....	42	90	2.1	22	2
Ryan.....	5	45	9.0	12	0
Waller.....	3	13	4.3	7	0
<b>Rams.....</b>	<b>345</b>	<b>1734</b>	<b>5.0</b>	<b>82t</b>	<b>18</b>
<b>Opponents.....</b>	<b>405</b>	<b>1777</b>	<b>4.4</b>	<b>n/a</b>	<b>12</b>

Receiving	No.	Yds.	Avg.	LG	TD
Shofner.....	51	1097	21.5	92t	8
Phillips.....	35	524	15.0	93t	2
Arnett.....	35	494	14.1	75t	1
Lundy.....	25	396	15.8	32	3
Clarke.....	18	135	7.5	17t	4
Marconi.....	10	87	8.7	15	0
Wilson.....	9	101	11.2	38t	1
Waller.....	3	75	25.0	63	0
<b>Rams.....</b>	<b>186</b>	<b>2909</b>	<b>14.4</b>	<b>93</b>	<b>19</b>
<b>Opponents.....</b>	<b>188</b>	<b>2303</b>	<b>12.3</b>	<b>n/a</b>	<b>12</b>

Interceptions	No.	Yds.	Avg.	LG	TD
Burroughs.....	7	72	10.3	46	0
Morris.....	6	152	25.3	44t	1
Sherman.....	5	171	34.2	70t	2
J. Harris.....	4	51	12.8	14	0
Richter.....	3	26	8.7	16	0
Michaels.....	2	6	3.0	6t	1
Daugherty.....	1	12	12.0	12t	1
<b>Rams.....</b>	<b>28</b>	<b>490</b>	<b>17.5</b>	<b>70t</b>	<b>5</b>
<b>Opponents.....</b>	<b>26</b>	<b>316</b>	<b>12.2</b>	<b>46</b>	<b>2</b>

Punting	No.	Yds.	Avg.	LG	BkL
Shofner.....	49	2018	41.2	62	0
C. Thomas.....	2	66	33.3	34	0
<b>Rams.....</b>	<b>51</b>	<b>2084</b>	<b>40.9</b>	<b>62</b>	<b>0</b>
<b>Opponents.....</b>	<b>65</b>	<b>2466</b>	<b>37.9</b>	<b>n/a</b>	<b>n/a</b>

Punt Returns	No.	Yds.	Avg.	LG	TD
Arnett.....	18	223	12.4	58	0
Waller.....	13	7	0.5	5	0
Morris.....	8	9	1.1	9	0
Sherman.....	1	0	0.0	0	0
Wilkins.....	1	0	0.0	0	0
<b>Rams.....</b>	<b>41</b>	<b>239</b>	<b>5.8</b>	<b>58</b>	<b>0</b>
<b>Opponents.....</b>	<b>33</b>	<b>143</b>	<b>4.3</b>	<b>28</b>	<b>0</b>

Kickoff Returns	No.	Yds.	Avg.	LG	TD
Arnett.....	16	331	20.7	32	0
Wilson.....	16	324	20.3	30	0
Waller.....	7	120	17.1	23	0
Morris.....	2	37	18.5	23	0
Fry.....	2	23	11.5	14	0
<b>Rams.....</b>	<b>43</b>	<b>835</b>	<b>19.4</b>	<b>32</b>	<b>0</b>
<b>Opponents.....</b>	<b>53</b>	<b>1116</b>	<b>21.1</b>	<b>104t</b>	<b>1</b>

DATE	W/L	Score	Opponent.....	Attend.
9/29	W	17-13	PHILADELPHIA.....	(62,506)
10/6	L	20-23	@ San Francisco.....	(59,637)
10/13	L	7-10	@ Detroit.....	(55,914)
10/20	L	26-34	@ Chicago Bears.....	(47,337)
10/27	W	35-17	DETROIT.....	(77,314)
11/3	L	10-16	CHICAGO BEARS.....	(80,456)
11/10	W	37-24	SAN FRANCISCO.....	(102,368)
11/17	W	31-27	@ Green Bay.....	(19,540)
11/24	L	31-45	@ Cleveland.....	(65,407)
12/1	L	14-31	@ Baltimore.....	(52,060)
12/8	W	42-17	GREEN BAY.....	(70,572)
12/15	W	37-21	BALTIMORE.....	(52,560)

		RAMS		OPP.	
<b>First Downs</b> .....		235		216	
Rushing.....		112		96	
Passing.....		104		101	
Penalty.....		19		19	
<b>Total Net Yards</b> .....		4143		3725	
Avg./Game.....		345.3		310.4	
Total Plays.....		845		828	
Avg./Play.....		4.9		4.5	
<b>Net Yards Rushing</b> .....		2142		1845	
Avg./Game.....		178.5		153.8	
Total Rushes.....		474		440	
<b>Net Yards Passing</b> .....		2001		1880	
Avg./Game.....		166.8		156.7	
Sacked-Yds. Lost.....	n/a-255		n/a-306		
Gross Yards.....		2256		2186	
Att-Comp-Int.....	296-144-23		301-153-14		
Comp. %.....	48.6		50.8		
<b>Punts/Avg.</b> .....		56-44.4		61-40.2	
<b>Penalties/Yards</b> .....		60-580		49-516	
<b>Fumbles/ Ball Lost</b> .....		24-14		24-11	
<b>Touchdowns</b> .....		39		33	
Rushing.....		15		15	
Passing.....		21		15	
Returns.....		3		3	

Scoring	TD	Ru	Pa	Rt	PAT	FG	S	Pts
Cothren.....	0	0	0	0	38-39	11-19	0	71
Hirsch.....	6	0	6	0	0-0	0-0	0	36
Arnett.....	6	2	3	1	0-0	0-0	0	36
Marconi.....	4	3	1	0	0-0	0-0	0	24
Van Brocklin.....	4	4	0	0	0-0	0-0	0	24
Clarke.....	4	0	4	0	0-0	0-0	0	24
Wilson.....	4	3	1	0	0-0	0-0	0	24
Younger.....	3	3	0	0	0-0	0-0	0	18
Boyd.....	3	0	3	0	0-0	0-0	0	18
Lundy.....	3	0	3	0	0-0	0-0	0	18
Daugherty.....	1	0	0	1	0-0	0-0	0	6
Hauser.....	1	0	0	1	0-0	0-0	0	6
<b>Rams.....</b>	<b>39</b>	<b>15</b>	<b>21</b>	<b>3</b>	<b>38-39</b>	<b>11-19</b>	<b>1</b>	<b>307</b>
<b>Opponents ....</b>	<b>33</b>	<b>15</b>	<b>15</b>	<b>3</b>	<b>33-33</b>	<b>15-26</b>	<b>1</b>	<b>278</b>

Passing	Att.	Comp.	Yds.	Pct.	Yds./Att.	TD	TD%	Int.	Int%	LG	Sack-Lost	Rating
Van Brocklin.....	265	132	2105	49.8	7.94	20	7.5	21	7.9	70t	n/a	68.8
Wade.....	24	10	116	41.7	4.83	1	4.2	1	4.2	35	n/a	53.5
Waller.....	6	2	35	33.3	5.83	0	0.0	0	0.0	30	n/a	54.2
Younger.....	1	0	0	0.0	0.00	0	0.0	1	100.0	0	n/a	0.0
<b>Rams.....</b>	<b>296</b>	<b>144</b>	<b>2256</b>	<b>48.6</b>	<b>6.76</b>	<b>21</b>	<b>7.1</b>	<b>23</b>	<b>7.8</b>	<b>70</b>	<b>n/a-255</b>	<b>65.7</b>
<b>Opponents .....</b>	<b>301</b>	<b>153</b>	<b>2186</b>	<b>50.8</b>	<b>7.26</b>	<b>15</b>	<b>5.0</b>	<b>14</b>	<b>4.7</b>	<b>n/a</b>	<b>n/a-306</b>	<b>71.9</b>

Rushing	No.	Yds.	Avg.	LG	TD
Wilson.....	127	616	4.9	46	3
Marconi.....	104	481	4.6	31	3
Younger.....	96	401	4.2	29	3
Arnett.....	86	347	4.0	68	2
Waller.....	48	292	6.1	76	0
Hirsch.....	1	8	8.0	8	0
Wade.....	1	5	5.0	5	0
Van Brocklin.....	10	-4	-0.4	3	4
Clarke.....	1	-4	-4.0	-4	0
<b>Rams.....</b>	<b>474</b>	<b>2142</b>	<b>4.5</b>	<b>76</b>	<b>15</b>
<b>Opponents .....</b>	<b>440</b>	<b>1845</b>	<b>4.2</b>	<b>n/a</b>	<b>15</b>

Receiving	No.	Yds.	Avg.	LG	TD
Hirsch.....	32	477	14.9	45	6
Boyd.....	29	534	18.4	51	3
Clarke.....	23	442	19.2	70t	4
Arnett.....	18	322	17.9	66t	3
Marconi.....	16	171	10.7	61t	1
Younger.....	8	61	7.6	16	0
Wilson.....	7	95	13.6	19	1
Lundy.....	6	114	19.0	34t	3
Waller.....	5	40	8.0	17	0
<b>Rams.....</b>	<b>144</b>	<b>2256</b>	<b>13.9</b>	<b>70t</b>	<b>21</b>
<b>Opponents .....</b>	<b>153</b>	<b>2186</b>	<b>14.3</b>	<b>n/a</b>	<b>15</b>

Interceptions	No.	Yds.	Avg.	LG	TD
Richter.....	4	60	15.0	25	0
Burroughs.....	3	29	9.7	24	0
Shofner.....	2	27	13.5	15	0
Sherman.....	1	51	51.0	51	0
D. Daugherty.....	1	32	32.0	32t	1
Whittenton.....	1	31	31.0	31	0
B. Dougherty.....	1	6	6.0	6	0
Morris.....	1	0	0.0	0	0
<b>Rams.....</b>	<b>14</b>	<b>236</b>	<b>16.9</b>	<b>51</b>	<b>1</b>
<b>Opponents .....</b>	<b>23</b>	<b>381</b>	<b>16.6</b>	<b>92t</b>	<b>1</b>

Punting	No.	Yds.	Avg.	LG	Blk.
Van Brocklin.....	54	2392	44.3	71	0
Shofner.....	2	97	48.5	52	0
<b>Rams.....</b>	<b>56</b>	<b>2489</b>	<b>44.4</b>	<b>71</b>	<b>0</b>
<b>Opponents .....</b>	<b>61</b>	<b>2455</b>	<b>40.2</b>	<b>n/a</b>	<b>n/a</b>

Punt Returns	No.	Yds.	Avg.	LG	TD
Waller.....	16	33	2.1	24	0
Arnett.....	14	85	6.1	22	0
C. Taylor.....	3	41	13.7	28	0
Wilson.....	1	28	28.0	28	0
Burroughs.....	1	11	11.0	11	0
Sherman.....	1	0	0.0	0	0
<b>Rams.....</b>	<b>36</b>	<b>198</b>	<b>5.5</b>	<b>28</b>	<b>0</b>
<b>Opponents .....</b>	<b>37</b>	<b>229</b>	<b>6.2</b>	<b>48</b>	<b>0</b>

Kickoff Returns	No.	Yds.	Avg.	LG	TD
Arnett.....	18	504	28.0	98t	1
Waller.....	13	289	22.2	46	0
Wilson.....	11	290	26.4	35	0
Pardee.....	3	21	7.0	15	0
Putnam.....	2	11	5.5	11	0
Taylor.....	1	35	35.0	35	0
Lundy.....	1	0	0.0	0	0
<b>Rams.....</b>	<b>49</b>	<b>1150</b>	<b>23.5</b>	<b>98t</b>	<b>1</b>
<b>Opponents .....</b>	<b>53</b>	<b>1268</b>	<b>23.9</b>	<b>99t</b>	<b>1</b>

DATE	W/L	Score	Opponent.....	Attend.
9/30	W	27-7	PHILADELPHIA.....	(54,412)
10/7	L	30-33	@ San Francisco.....	(54,589)
10/14	L	21-24	@ Detroit.....	(56,281)
10/21	L	17-42	@ Green Bay.....	(24,200)
10/28	L	17-42	DETROIT.....	(76,758)
11/4	L	24-35	CHICAGO BEARS.....	(69,894)
11/11	W	30-6	SAN FRANCISCO.....	(69,828)
11/18	L	21-30	@ Chicago Bears.....	(48,102)
11/25	L	21-56	@ Baltimore.....	(40,321)
12/2	L	13-30	@ Pittsburgh.....	(20,450)
12/9	W	21-7	BALTIMORE.....	(51,037)
12/16	W	49-21	GREEN BAY.....	(45,209)

RAMS		OPP.
<b>First Downs</b> .....	227	224
Rushing.....	103	109
Passing.....	111	100
Penalty.....	13	15
<b>Total Net Yards</b> .....	4397	4106
Avg./Game.....	366.4	342.2
Total Plays.....	780	841
Avg./Play.....	5.2	4.9
<b>Net Yards Rushing</b> .....	1978	1944
Avg./Game.....	164.8	162.0
Total Rushes.....	384	473
<b>Net Yards Passing</b> .....	2419	2162
Avg./Game.....	201.6	180.2
Sacked-Yds. Lost.....	n/a-182	n/a-212
Gross Yards.....	2601	2374
Att.-Comp-Int.....	329-170-28	290-156-18
Comp. %.....	51.7	53.8
<b>Punts/Avg.</b> .....	48-43.1	58-42.0
<b>Penalties/Yards</b> .....	57-583	62-512
<b>Fumbles/ Ball Lost</b> .....	32-18	13-8
<b>Touchdowns</b> .....	38	39
Rushing.....	15	21
Passing.....	18	17
Returns.....	5	1

Scoring	TD	Ru	Pa	Rt	PAT	FG	S	Pts
Richter.....	0	0	0	0	36-38	8-15	0	60
Boyd.....	7	0	7	0	0-0	0-0	0	42
Marconi.....	7	7	0	0	0-0	0-0	0	42
Hirsch.....	6	0	6	0	0-0	0-0	0	36
Clarke.....	4	0	4	0	0-0	0-0	0	24
Wade.....	3	3	0	0	0-0	0-0	0	18
Younger.....	3	3	0	0	0-0	0-0	0	18
Sherman.....	2	0	0	2	0-0	0-0	0	12
McFadin.....	1	0	0	1	0-0	1-4	0	9
Carey.....	1	0	1	0	0-0	0-0	0	6
Van Brocklin.....	1	1	0	0	0-0	0-0	0	6
Waller.....	1	1	0	0	0-0	0-0	0	6
Wilson.....	1	0	0	1	0-0	0-0	0	6
Whittenton.....	1	0	0	1	0-0	0-0	0	6
<b>Rams.....</b>	<b>38</b>	<b>15</b>	<b>18</b>	<b>5</b>	<b>36-38</b>	<b>9-19</b>	<b>0</b>	<b>291</b>
<b>Opponents.....</b>	<b>39</b>	<b>21</b>	<b>17</b>	<b>1</b>	<b>37-39</b>	<b>12-20</b>	<b>0</b>	<b>307</b>

Rushing	No.	Yds.	Avg.	LG	TD
Waller.....	83	543	6.5	46	1
Younger.....	114	518	4.5	33	3
Wilson.....	64	470	7.3	46	0
Marconi.....	75	298	4.0	23	7
Wade.....	26	93	3.6	33	3
Myers.....	6	33	5.5	12	0
Bukich.....	1	8	8.0	8	0
Van Brocklin.....	4	1	0.3	1	1
Boyd.....	1	-7	-7.0	7	0
<b>Rams.....</b>	<b>384</b>	<b>1978</b>	<b>5.2</b>	<b>46</b>	<b>15</b>
<b>Opponents.....</b>	<b>473</b>	<b>1944</b>	<b>4.1</b>	<b>n/a</b>	<b>21</b>

Receiving	No.	Yds.	Avg.	LG	TD
Clarke.....	36	650	18.1	60t	4
Hirsch.....	35	603	17.2	76t	6
Boyd.....	30	586	19.5	61t	7
Younger.....	18	268	14.9	54	0
Marconi.....	12	70	5.8	31	0
Miller.....	11	129	11.7	21	0
Waller.....	9	76	8.4	16	0
Wilson.....	6	86	14.3	34	0
Carey.....	5	60	12.0	18	1
Fears.....	5	49	9.8	18	0
<b>Rams.....</b>	<b>170</b>	<b>2419</b>	<b>14.2</b>	<b>76</b>	<b>18</b>
<b>Opponents.....</b>	<b>156</b>	<b>2374</b>	<b>15.2</b>	<b>n/a</b>	<b>17</b>

Interceptions	No.	Yds.	Avg.	LG	TD
Sherman.....	4	122	30.5	95t	1
Cason.....	4	63	15.8	29	0
Whittenton.....	3	83	27.7	32	1
Pitts.....	3	22	7.3	16	0
Burroughs.....	2	9	4.5	9	0
Fournet.....	1	29	29.0	29	0
Shiver.....	1	0	0.0	0	0
<b>Rams.....</b>	<b>18</b>	<b>328</b>	<b>18.2</b>	<b>95t</b>	<b>2</b>
<b>Opponents.....</b>	<b>28</b>	<b>331</b>	<b>11.8</b>	<b>65</b>	<b>0</b>

Punting	No.	Yds.	Avg.	LG	Blk.
Van Brocklin.....	48	2070	43.1	72	0
<b>Rams.....</b>	<b>48</b>	<b>2070</b>	<b>43.1</b>	<b>72</b>	<b>0</b>
<b>Opponents.....</b>	<b>58</b>	<b>2435</b>	<b>42.0</b>	<b>n/a</b>	<b>n/a</b>

Punt Returns	No.	Yds.	Avg.	LG	TD
Sherman.....	12	100	8.3	76t	1
Waller.....	14	65	4.6	15	0
Whittenton.....	10	21	2.1	10	0
Quinlan.....	4	41	10.3	n/a	0
Wilson.....	2	0	0.0	0	0
Myers.....	1	26	26.0	26	0
<b>Rams.....</b>	<b>43</b>	<b>253</b>	<b>5.9</b>	<b>76t</b>	<b>1</b>
<b>Opponents.....</b>	<b>31</b>	<b>342</b>	<b>11.0</b>	<b>59</b>	<b>0</b>

Kickoff Returns	No.	Yds.	Avg.	LG	TD
Wilson.....	15	477	31.8	103t	1
Waller.....	11	276	25.1	40	0
Whittenton.....	4	85	21.3	27	0
Boyd.....	4	62	15.5	23	0
Myers.....	3	57	19.0	21	0
Quinlan.....	3	37	12.3	n/a	0
Toogood.....	1	13	13.0	13	0
Richter.....	1	4	4.0	4	0
Panfil.....	1	0	0.0	0	0
Putnam.....	1	0	0.0	0	0
<b>Rams.....</b>	<b>44</b>	<b>1011</b>	<b>23.0</b>	<b>103t</b>	<b>1</b>
<b>Opponents.....</b>	<b>52</b>	<b>1068</b>	<b>20.5</b>	<b>100t</b>	<b>1</b>

Passing	Att.	Comp.	Yds.	Pct.	Yds./Att.	TD	TD%	Int.	Int%	LG	Sack-Lost	Rating
Wade.....	178	91	1461	51.1	8.21	10	5.6	13	7.3	76t	n/a	67.2
Van Brocklin.....	124	68	966	54.8	7.79	7	5.6	12	9.7	58t	n/a	59.5
Bukich.....	23	10	130	43.5	5.65	1	4.3	3	13.0	34	n/a	36.8
Waller.....	3	1	44	33.3	14.67	0	0.0	0	0.0	44	n/a	81.9
Wilson.....	1	0	0	0.0	0.00	0	0.0	0	0.0	0	n/a	39.6
<b>Rams.....</b>	<b>329</b>	<b>170</b>	<b>2419</b>	<b>51.7</b>	<b>7.35</b>	<b>18</b>	<b>5.5</b>	<b>28</b>	<b>8.5</b>	<b>76t</b>	<b>n/a-182</b>	<b>58.6</b>
<b>Opponents.....</b>	<b>290</b>	<b>156</b>	<b>2374</b>	<b>53.8</b>	<b>8.18</b>	<b>17</b>	<b>5.9</b>	<b>18</b>	<b>6.2</b>	<b>n/a</b>	<b>n/a-212</b>	<b>74.7</b>



DATE	W/L	Score	Opponent.....	Attend.
9/25	W	23-14	@ San Francisco .....	(60,100)
10/2	W	27-26	PITTSBURGH .....	(45,816)
10/9	W	17-10	@ Detroit.....	(54,836)
10/16	L	28-30	@ Green Bay .....	(26,960)
10/23	W	24-13	DETROIT .....	(68,690)
10/30	L	20-31	CHICAGO BEARS .....	(69,587)
11/6	W	27-14	SAN FRANCISCO .....	(85,302)
11/13	L	3-24	@ Chicago Bears .....	(50,187)
11/20	T	17-17	@ Baltimore .....	(41,186)
11/27	W	23-21	@ Philadelphia .....	(31,648)
12/4	W	20-14	BALTIMORE .....	(37,024)
12/11	W	31-17	GREEN BAY .....	(90,535)
<b>12/26*</b>	<b>L</b>	<b>14-38</b>	<b>CLEVELAND.....</b>	<b>(85,693)</b>

\* NFL Championship

	RAMS	OPP.
<b>First Downs</b> .....	233	245
Rushing .....	118	95
Passing .....	103	122
Penalty .....	12	28
<b>Total Net Yards</b> .....	4004	3933
Avg./Game.....	333.7	327.8
Total Plays.....	887	847
Avg./Play.....	4.3	4.6
<b>Net Yards Rushing</b> .....	1943	1624
Avg./Game.....	161.9	135.3
Total Rushes.....	451	423
<b>Net Yards Passing</b> .....	2061	2309
Avg./Game.....	171.8	192.4
Sacked-Yds. Lost.....	n/a-145	n/a-209
Gross Yards.....	2206	2518
Att-Comp-Int.....	344-175-18	351-193-31
Comp. % .....	50.9	55.0
<b>Punts/Avg.</b> .....	60-44.6	56-42.4
<b>Penalties/Yards</b> .....	64-612	50-430
<b>Fumbles/ Ball Lost</b> .....	23-10	20-15
<b>Touchdowns</b> .....	31	29
Rushing .....	17	10
Passing .....	9	18
Returns.....	5	1

Scoring	TD	Ru	Pa	Rt	PAT	FG	S	Pts
Richter .....	0	0	0	0	30-31	13-24	0	69
Waller .....	8	7	1	0	0-0	0-0	0	48
Younger .....	5	5	0	0	0-0	0-0	0	30
Boyd .....	3	0	3	0	0-0	0-0	0	18
Towler .....	3	3	0	0	0-0	0-0	0	18
Hirsch .....	2	0	2	0	0-0	0-0	0	12
Fears .....	2	0	2	0	0-0	0-3	0	12
Robustelli .....	2	0	0	2	0-0	0-0	0	12
Taylor .....	2	0	1	1	0-0	0-0	0	12
Quinlan .....	1	0	0	1	0-0	0-0	0	6
Morris .....	1	1	0	0	0-0	0-0	0	6
McCormick .....	1	1	0	0	0-0	0-0	0	6
Cason .....	1	0	0	1	0-0	0-0	0	6
McFadin .....	0	0	0	0	0-0	1-5	0	3
Griffin .....	0	0	0	0	0-0	0-0	1	2
<b>Rams.....</b>	<b>31</b>	<b>17</b>	<b>9</b>	<b>5</b>	<b>30-31</b>	<b>14-32</b>	<b>1</b>	<b>258</b>
<b>Opponents ....</b>	<b>29</b>	<b>10</b>	<b>18</b>	<b>1</b>	<b>27-n/a</b>	<b>10-n/a</b>	<b>0</b>	<b>231</b>

Passing	Att.	Comp.	Yds.	Pct.	Yds./Att.
Van Brocklin .....	272	144	1890	52.9	6.95
Wade .....	71	31	316	43.7	4.45
Waller .....	1	0	0	0.0	0.00
<b>Rams.....</b>	<b>344</b>	<b>175</b>	<b>2206</b>	<b>50.9</b>	<b>5.99</b>
<b>Opponents .....</b>	<b>351</b>	<b>193</b>	<b>2518</b>	<b>55.0</b>	<b>7.17</b>

Rushing	No.	Yds.	Avg.	LG	TD
Waller .....	151	716	4.7	55	7
Younger .....	138	644	4.7	54	5
Morris .....	40	148	3.7	22	1
Towler .....	43	137	3.2	14	3
Taylor .....	26	95	3.7	13	0
Quinlan .....	15	70	4.7	12	0
McCormick .....	16	66	4.1	14	1
Wade .....	11	43	3.9	14	0
Van Brocklin .....	11	24	2.2	9	0
<b>Rams.....</b>	<b>451</b>	<b>1943</b>	<b>4.3</b>	<b>55</b>	<b>17</b>
<b>Opponents .....</b>	<b>423</b>	<b>1624</b>	<b>3.8</b>	<b>n/a</b>	<b>10</b>

Receiving	No.	Yds.	Avg.	LG	TD
Fears .....	44	569	12.9	31	2
Hirsch .....	25	460	18.4	72t	2
Waller .....	24	228	9.5	30	1
Boyd .....	22	383	17.4	74t	3
Quinlan .....	19	245	12.9	46	0
Lewis .....	19	199	10.5	19	0
Taylor .....	7	47	6.7	17	1
Younger .....	6	51	8.5	13	0
Towler .....	6	25	4.2	11	0
McCormick .....	3	-1	0.3	4	0
<b>Rams.....</b>	<b>175</b>	<b>2206</b>	<b>11.8</b>	<b>74t</b>	<b>9</b>
<b>Opponents .....</b>	<b>193</b>	<b>2518</b>	<b>13.0</b>	<b>n/a</b>	<b>9</b>

Interceptions	No.	Yds.	Avg.	LG	TD
Sherman .....	11	101	9.2	36	0
Burroughs.....	9	103	11.4	34	0
Cason .....	5	41	8.2	25t	1
Taylor .....	2	55	27.5	55t	1
Richter .....	2	23	11.5	20	0
Griffin .....	1	20	20.0	20	0
Robustelli .....	1	10	10.0	10t	1
<b>Rams.....</b>	<b>31</b>	<b>353</b>	<b>11.4</b>	<b>55t</b>	<b>3</b>
<b>Opponents .....</b>	<b>18</b>	<b>338</b>	<b>18.8</b>	<b>63</b>	<b>0</b>

Punting	No.	Yds.	Avg.	LG	Bk.
Van Brocklin .....	60	2676	44.6	61	0
<b>Rams.....</b>	<b>60</b>	<b>2676</b>	<b>44.6</b>	<b>61</b>	<b>0</b>
<b>Opponents .....</b>	<b>56</b>	<b>2373</b>	<b>42.4</b>	<b>n/a</b>	<b>n/a</b>

Punt Returns	No.	Yds.	Avg.	LG	TD
Lewis .....	29	105	3.6	22	0
Waller .....	14	60	4.3	21	0
Quinlan .....	1	55	55.0	55t	1
Ellena .....	0	9	9.0	9	0
<b>Rams.....</b>	<b>44</b>	<b>229</b>	<b>5.2</b>	<b>55t</b>	<b>1</b>
<b>Opponents.....</b>	<b>41</b>	<b>264</b>	<b>6.4</b>	<b>40</b>	<b>0</b>

Kickoff Returns	No.	Yds.	Avg.	LG	TD
Lewis .....	20	450	22.5	32	0
Waller .....	17	461	27.1	39	0
McCormick .....	2	42	21.0	23	0
Lipscomb .....	2	32	16.0	17	0
Hauser .....	2	17	8.5	17	0
Toogood .....	1	11	11.0	11	0
<b>Rams.....</b>	<b>44</b>	<b>1013</b>	<b>23.0</b>	<b>39</b>	<b>0</b>
<b>Opponents .....</b>	<b>35</b>	<b>690</b>	<b>19.7</b>	<b>42</b>	<b>0</b>

TD	TD%	Int.	Int%	LG	Sack-Lost	Rating
8	3.1	15	5.7	74t	n/a	64.3
1	1.4	3	4.2	20	n/a	44.1
0	0.0	0	0.0	25	n/a	39.6
<b>9</b>	<b>2.6</b>	<b>18</b>	<b>5.2</b>	<b>74t</b>	<b>n/a-145</b>	<b>58.1</b>
<b>18</b>	<b>2.6</b>	<b>31</b>	<b>8.8</b>	<b>n/a</b>	<b>n/a-209</b>	<b>49.5</b>

DATE	W/L	Score	Opponent.....	Attend.
9/26	W	48-0	@ Baltimore.....	(36,215)
10/3	T	24-24	SAN FRANCISCO.....	(93,621)
10/10	L	3-21	@ Detroit.....	(55,008)
10/17	L	17-35	@ Green Bay.....	(17,465)
10/24	W	42-38	CHICAGO BEARS.....	(48,204)
10/31	L	24-27	DETROIT.....	(74,315)
11/7	W	42-34	@ San Francisco.....	(58,958)
11/14	W	28-17	CHICAGO CARDINALS.....	(40,786)
11/21	W	17-16	@ New York Giants.....	(27,077)
11/28	L	13-24	@ Chicago Bears.....	(32,338)
12/4	L	21-22	BALTIMORE.....	(30,821)
12/12	W	35-27	GREEN BAY.....	(38,839)

RAMS		OPP.	
<b>First Downs</b> .....	255		240
Rushing.....	115		92
Passing.....	125		129
Penalty.....	15		19
<b>Total Net Yards</b> .....	5187		4182
Avg./Game.....	432.3		348.5
Total Plays.....	813		845
Avg./Play.....	6.4		4.9
<b>Net Yards Rushing</b> .....	2140		1615
Avg./Game.....	178.3		134.6
Total Rushes.....	432		368
<b>Net Yards Passing</b> .....	3047		2567
Avg./Game.....	253.9		213.9
Sacked-Yds. Lost.....	n/a-133		n/a-130
Gross Yards.....	3180		2697
Att-Comp-Int.....	321-171-23		393-219-23
Comp. %.....	53.3		55.7
<b>Punts/Avg.</b> .....	44-42.6		58-43.0
<b>Penalties/Yards</b> .....	77-757		63-605
<b>Fumbles/ Ball Lost</b> .....	27-18		18-6
<b>Touchdowns</b> .....	41		34
Rushing.....	24		14
Passing.....	15		16
Returns.....	2		4

Scoring	TD	Ru	Pa	Rt	PAT	FG	S	Pts
Towler.....	11	11	0	0	0-0	0-0	0	66
Richter.....	0	0	0	0	38-38	8-15	0	62
Younger.....	8	8	0	0	0-0	0-0	0	48
Boyd.....	6	0	6	0	0-0	0-0	0	36
Quinlan.....	6	4	2	0	0-0	0-0	0	36
Fears.....	3	0	3	0	1-1	0-0	0	19
Hirsch.....	3	0	3	0	0-0	0-0	0	18
Dwyer.....	1	0	0	1	0-0	0-0	0	6
Lewis.....	1	0	0	1	0-0	0-0	0	6
Robustelli.....	1	0	1	0	0-0	0-0	0	6
Wade.....	1	1	0	0	0-0	0-0	0	6
Carey.....	0	0	0	0	2-2	1-1	0	5
<b>Rams.....</b>	<b>41</b>	<b>24</b>	<b>15</b>	<b>2</b>	<b>41-41</b>	<b>9-16</b>	<b>0</b>	<b>314</b>
<b>Opponents....</b>	<b>34</b>	<b>14</b>	<b>16</b>	<b>4</b>	<b>33-34</b>	<b>16-26</b>	<b>0</b>	<b>285</b>

Passing	Att.	Comp.	Yds.	Pct.	Yds./Att.
Van Brocklin.....	260	139	2637	53.5	10.14
Wade.....	59	31	509	52.5	8.63
Quinlan.....	2	1	34	50.0	17.00
<b>Rams.....</b>	<b>321</b>	<b>171</b>	<b>3180</b>	<b>53.3</b>	<b>9.49</b>
<b>Opponents.....</b>	<b>393</b>	<b>219</b>	<b>2697</b>	<b>55.7</b>	<b>6.86</b>

Rushing	No.	Yds.	Avg.	LG	TD
Younger.....	91	610	6.7	75t	8
Towler.....	149	599	4.0	24	11
Quinlan.....	82	490	6.0	35	4
Wade.....	28	190	6.8	35	1
McCormick.....	48	173	3.6	16	0
Lewis.....	26	72	2.8	18	0
Fears.....	1	10	10.0	10	0
Hirsch.....	1	6	6.0	6	0
Van Brocklin.....	6	-10	-1.7	5	0
<b>Rams.....</b>	<b>432</b>	<b>2140</b>	<b>5.0</b>	<b>75t</b>	<b>24</b>
<b>Opponents.....</b>	<b>368</b>	<b>1615</b>	<b>4.4</b>	<b>n/a</b>	<b>14</b>

Receiving	No.	Yds.	Avg.	LG	TD
Boyd.....	53	1212	22.9	80t	6
Fears.....	36	546	15.2	43	3
Hirsch.....	35	720	20.6	66	3
Quinlan.....	18	324	18.0	80t	2
Towler.....	10	127	12.7	36	0
Younger.....	8	76	9.5	21	0
Carey.....	5	49	9.8	13	0
McCormick.....	3	58	19.3	31	0
Lewis.....	2	19	9.5	12	0
Robustelli.....	1	49	49.0	49t	1
<b>Rams.....</b>	<b>171</b>	<b>3180</b>	<b>17.8</b>	<b>80t</b>	<b>15</b>
<b>Opponents.....</b>	<b>219</b>	<b>2697</b>	<b>11.7</b>	<b>n/a</b>	<b>16</b>

Interceptions	No.	Yds.	Avg.	LG	TD
Sherman.....	6	70	11.7	28	0
Doll.....	5	51	10.2	26	0
Dwyer.....	4	90	22.5	76t	1
Hughes.....	2	24	12.0	24	0
Richter.....	1	24	24.0	24	0
Hirsch.....	1	12	12.0	12	0
Toogood.....	1	3	3.0	3	0
Haynes.....	1	0	0.0	0	0
Miller.....	1	0	0.0	0	0
West.....	1	0	0.0	0	0
<b>Rams.....</b>	<b>23</b>	<b>274</b>	<b>11.9</b>	<b>76</b>	<b>1</b>
<b>Opponents.....</b>	<b>23</b>	<b>293</b>	<b>12.7</b>	<b>34t</b>	<b>1</b>

Punting	No.	Yds.	Avg.	LG	Bk.
Van Brocklin.....	44	1874	42.6	61	0
<b>Rams.....</b>	<b>44</b>	<b>1874</b>	<b>42.6</b>	<b>61</b>	<b>0</b>
<b>Opponents.....</b>	<b>58</b>	<b>2492</b>	<b>43.0</b>	<b>n/a</b>	<b>n/a</b>

Punt Returns	No.	Yds.	Avg.	LG	TD
Lewis.....	22	82	3.7	16	0
McCormick.....	7	8	1.1	5	0
Sherman.....	6	89	14.8	50	0
Dwyer.....	6	18	3.0	7	0
Quinlan.....	1	4	4.0	4	0
Doll.....	1	0	0.0	0	0
Hughes.....	1	0	0.0	0	0
<b>Rams.....</b>	<b>44</b>	<b>201</b>	<b>4.6</b>	<b>50</b>	<b>0</b>
<b>Opponents.....</b>	<b>32</b>	<b>373</b>	<b>11.7</b>	<b>50</b>	<b>0</b>

Kickoff Returns	No.	Yds.	Avg.	LG	TD
Lewis.....	34	836	24.6	88t	1
Sherman.....	6	130	21.7	38	0
Quinlan.....	4	69	17.3	23	0
Dwyer.....	3	65	21.7	33	0
McCormick.....	3	49	16.3	22	0
Dahms.....	2	23	11.5	15	0
Putnam.....	1	13	13.0	13	0
Toogood.....	1	11	11.0	11	0
Lipscomb.....	1	6	6.0	6	0
Robustelli.....	1	0	0.0	0	0
<b>Rams.....</b>	<b>56</b>	<b>1202</b>	<b>21.5</b>	<b>88t</b>	<b>1</b>
<b>Opponents.....</b>	<b>46</b>	<b>1058</b>	<b>23.0</b>	<b>42</b>	<b>0</b>

TD	TD%	Int.	Int%	LG	Sack-Lost	Rating
13	5.0	21	8.1	80t	n/a	71.9
2	3.4	1	1.7	48	n/a	86.1
0	0.0	1	50.0	34	n/a	56.3
<b>15</b>	<b>4.7</b>	<b>23</b>	<b>7.2</b>	<b>80t</b>	<b>n/a-133</b>	<b>73.5</b>
<b>16</b>	<b>4.1</b>	<b>23</b>	<b>5.9</b>	<b>n/a</b>	<b>n/a-130</b>	<b>66.3</b>

DATE	W/L	Score	Opponent.....	Attend.
9/27	W	21-7	NEW YORK	(49,579)
10/4	L	30-31	@ San Francisco	(43,922)
10/11	W	38-20	@ Green Bay	(23,353)
10/18	W	31-19	@ Detroit	(55,772)
10/25	W	38-24	CHICAGO BEARS	(49,546)
11/1	W	37-34	@ Detroit	(93,751)
11/8	L	27-31	SAN FRANCISCO	(85,865)
11/15	T	24-24	@ Chicago Cardinals	(26,674)
11/22	W	21-13	@ Baltimore	(27,268)
11/29	L	21-24	@ Chicago Bears	(31,626)
12/5	W	45-2	BALTIMORE	(26,656)
12/12	W	33-17	GREEN BAY	(23,069)

		RAMS	OPP.
<b>First Downs</b> .....		214	194
Rushing.....		105	91
Passing.....		104	92
Penalty.....		5	11
<b>Total Net Yards</b> .....		4713	3452
Avg./Game.....		392.8	287.7
Total Plays.....		835	839
Avg./Play.....		5.6	4.1
<b>Net Yards Rushing</b> .....		2148	1570
Avg./Game.....		179.0	130.8
Total Rushes.....		426	375
<b>Net Yards Passing</b> .....		2565	1882
Avg./Game.....		213.8	156.8
Sacked-Yds. Lost.....		n/a-107	n/a-299
Gross Yards.....		2672	2281
Att-Comp-Int.....		324-173-18	366-161-30
Comp. %.....		53.4	44.0
<b>Punts/Avg.</b> .....		60-42.2	75-40.5
<b>Penalties/Yards</b> .....		73-597	51-465
<b>Fumbles/ Ball Lost</b> .....		32-22	22-13
<b>Touchdowns</b> .....		48	29
Rushing.....		23	10
Passing.....		19	15
Returns.....		6	4

Scoring	TD	Ru	Pa	Rt	PAT	FG	S	Pts
Agajanian.....	0	0	0	0	36-37	10-24	0	66
Younger.....	9	8	1	0	0-0	0-0	0	54
Towler.....	8	7	1	0	0-0	0-0	0	48
Quinlan.....	6	4	2	0	0-0	0-0	0	36
Fears.....	4	0	4	0	5-6	1-1	0	32
Hirsch.....	4	0	4	0	4-5	0-0	0	28
Boyd.....	4	0	4	0	0-0	0-0	0	24
Myers.....	3	3	0	0	0-0	0-0	0	18
V. Smith.....	3	0	3	0	0-0	0-0	0	18
Lane.....	2	0	0	2	0-0	0-0	0	12
Lewis.....	2	0	0	2	0-0	0-0	0	12
Bukich.....	1	1	0	0	0-0	0-0	0	6
Dwyer.....	1	0	0	1	0-0	0-0	0	6
Rich.....	1	0	0	1	0-0	0-0	0	6
<b>Rams.....</b>	<b>48</b>	<b>23</b>	<b>19</b>	<b>6</b>	<b>45-48</b>	<b>11-25</b>	<b>0</b>	<b>366</b>
<b>Opponents.....</b>	<b>29</b>	<b>10</b>	<b>15</b>	<b>4</b>	<b>27-28</b>	<b>11-23</b>	<b>1</b>	<b>236</b>

Rushing	No.	Yds.	Avg.	LG	TD
Towler.....	152	879	5.8	73	7
Quinlan.....	97	705	7.3	74	4
Younger.....	84	350	4.2	39	8
Myers.....	40	124	3.1	31	3
McCormick.....	20	29	1.5	8	0
Bukich.....	14	28	2.0	17	1
V. Smith.....	8	26	3.3	21	0
Van Brocklin.....	8	11	1.4	6	0
Lewis.....	2	2	1.0	5	0
Hirsch.....	1	-6	-6.0	-6	0
<b>Rams.....</b>	<b>426</b>	<b>2148</b>	<b>5.0</b>	<b>74</b>	<b>23</b>
<b>Opponents.....</b>	<b>375</b>	<b>1570</b>	<b>4.2</b>	<b>n/a</b>	<b>10</b>

Receiving	No.	Yds.	Avg.	LG	TD
Hirsch.....	61	941	15.4	70	4
Boyd.....	24	548	22.8	70	4
Fears.....	23	278	12.1	31	4
Younger.....	20	259	13.0	48	1
Quinlan.....	17	260	15.3	59	2
Towler.....	11	125	11.4	49	1
V. Smith.....	6	151	25.2	54	3
McCormick.....	5	72	14.4	20	0
Myers.....	4	13	3.3	9	0
Hecker.....	2	25	12.5	16	0
<b>Rams.....</b>	<b>173</b>	<b>2271</b>	<b>15.4</b>	<b>70</b>	<b>19</b>
<b>Opponents.....</b>	<b>161</b>	<b>2682</b>	<b>14.3</b>	<b>n/a</b>	<b>15</b>

Interceptions	No.	Yds.	Avg.	LG	TD
Hecker.....	7	91	13.0	24	0
Lewis.....	7	87	12.4	45	1
Rich.....	3	95	31.7	53	1
Paul.....	3	50	16.7	32	0
Lane.....	3	9	3.0	8	0
Dwyer.....	2	31	15.5	31	1
Boyd.....	1	35	35.0	35	0
West.....	1	10	10.0	10	0
Svare.....	1	9	9.0	9	0
Toogood.....	1	0	0.0	0	0
McFadin.....	1	0	0.0	0	0
<b>Rams.....</b>	<b>30</b>	<b>417</b>	<b>13.9</b>	<b>53</b>	<b>3</b>
<b>Opponents.....</b>	<b>18</b>	<b>373</b>	<b>20.7</b>	<b>92t</b>	<b>2</b>

Punting	No.	Yds.	Avg.	LG	Bk.
Van Brocklin.....	60	2529	42.2	57	0
<b>Rams.....</b>	<b>60</b>	<b>2529</b>	<b>42.2</b>	<b>n/a</b>	<b>0</b>
<b>Opponents.....</b>	<b>75</b>	<b>3036</b>	<b>40.5</b>	<b>57</b>	<b>n/a</b>

Punt Returns	No.	Yds.	Avg.	LG	TD
Lewis.....	35	267	7.6	78	1
V. Smith.....	12	30	2.5	21	0
Boyd.....	5	26	5.2	13	0
McCormick.....	2	2	1.0	2	0
Myers.....	1	1	1.0	1	0
<b>Rams.....</b>	<b>55</b>	<b>326</b>	<b>5.9</b>	<b>78</b>	<b>1</b>
<b>Opponents.....</b>	<b>45</b>	<b>356</b>	<b>7.9</b>	<b>52</b>	<b>0</b>

Kickoff Returns	No.	Yds.	Avg.	LG	TD
Lewis.....	32	830	25.9	69	0
McCormick.....	5	134	26.8	44	0
Boyd.....	3	42	14.0	21	0
V. Smith.....	2	44	22.0	26	0
Quinlan.....	2	38	19.0	22	0
Younger.....	1	24	24.0	24	0
Toogood.....	1	19	19.0	19	0
McFadin.....	1	5	5.0	5	0
H. Thompson.....	1	0	0.0	0	0
<b>Rams.....</b>	<b>48</b>	<b>1136</b>	<b>23.7</b>	<b>69</b>	<b>0</b>
<b>Opponents.....</b>	<b>59</b>	<b>1600</b>	<b>27.1</b>	<b>85</b>	<b>0</b>

Passing	Att.	Comp.	Yds.	Pct.	Yds./Att.	TD	TD%	Int.	Int%	LG	Sack-Lost	Rating
Van Brocklin.....	286	156	2393	54.5	8.37	19	6.6	14	4.9	70	n/a	84.1
Bukich.....	32	14	169	43.8	5.28	0	0.0	3	9.4	30	n/a	21.0
Quinlan.....	4	2	60	50.0	15.00	0	0.0	1	25.0	40	n/a	56.3
V. Smith.....	2	1	50	50.0	25.00	0	0.0	0	0.0	50	n/a	95.8
<b>Rams.....</b>	<b>324</b>	<b>173</b>	<b>2672</b>	<b>53.4</b>	<b>7.92</b>	<b>19</b>	<b>5.9</b>	<b>18</b>	<b>5.6</b>	<b>70</b>	<b>n/a-107</b>	<b>77.3</b>
<b>Opponents.....</b>	<b>366</b>	<b>161</b>	<b>2281</b>	<b>44.0</b>	<b>6.23</b>	<b>15</b>	<b>4.1</b>	<b>30</b>	<b>8.2</b>	<b>n/a</b>	<b>n/a-399</b>	<b>44.2</b>

DATE	W/L	Score	Opponent.....	Attend.
9/28	L	7-37	@ Cleveland .....	(57,832)
10/3	L	14-17	DETROIT .....	(42,743)
10/12	W	30-28	@ Green Bay .....	(21,693)
10/19	L	16-24	@ Detroit .....	(40,152)
10/26	W	31-7	CHICAGO BEARS .....	(43,574)
11/2	W	42-20	DALLAS .....	(30,702)
11/9	W	27-6	@ Dallas .....	(10,000)
11/16	W	40-24	@ Chicago Bears .....	(40,737)
11/23	W	35-9	SAN FRANCISCO .....	(77,698)
11/30	W	34-21	@ San Francisco .....	(48,731)
12/7	W	45-27	GREEN BAY .....	(49,822)
12/14	W	28-14	PITTSBURGH .....	(74,130)
12/21*	L	21-31	@ Detroit .....	(47,645)

\* Conference Playoff

	RAMS	OPP.
<b>First Downs</b> .....	205	212
Rushing .....	92	93
Passing .....	102	97
Penalty .....	11	22
<b>Total Net Yards</b> .....	4249	3865
Avg./Game.....	354.0	322.1
Total Plays.....	870	924
Avg./Play.....	4.9	4.2
<b>Net Yards Rushing</b> .....	1811	1613
Avg./Game.....	150.9	134.4
Total Rushes.....	411	441
<b>Net Yards Passing</b> .....	2438	2252
Avg./Game.....	203.1	187.7
Sacked-Yds. Lost .....	n/a-146	n/a-369
Gross Yards .....	2584	2621
Att-Comp-Int.....	329-167-31	360-161-38
Comp. % .....	50.8	44.7
<b>Punts/Avg.</b> .....	59-42.8	66-42.8
<b>Penalties/Yards</b> .....	100-891	77-746
<b>Fumbles/ Ball Lost</b> .....	32-17	26-18
<b>Touchdowns</b> .....	45	31
Rushing .....	18	10
Passing .....	17	18
Returns.....	10	3

Scoring	TD	Ru	Pa	Rt	PAT	FG	S	Pts
Waterfield.....	1	1	0	0	44-45	11-18	0	83
Towler.....	10	10	0	0	0-0	0-0	0	60
V. Smith.....	6	3	3	0	0-0	0-0	0	36
Fears.....	6	0	6	0	0-0	0-0	0	36
Hirsch.....	4	0	4	0	0-0	0-0	0	24
Quinlan.....	3	1	2	0	0-0	0-0	0	18
Carey.....	2	0	1	1	0-0	0-0	0	12
Lewis.....	2	0	0	2	0-0	0-0	0	12
Dwyer.....	2	0	0	2	0-0	0-0	0	12
Robustelli.....	2	0	0	2	0-0	0-0	0	12
Lane.....	2	0	0	2	0-0	0-0	0	12
Younger.....	1	1	0	0	0-0	0-0	0	6
Myers.....	1	1	0	0	0-0	0-0	0	6
Casner.....	1	0	0	1	0-0	0-0	0	6
Rich.....	1	0	0	1	0-0	0-0	0	6
Barry.....	1	0	1	0	0-0	0-1	0	6
<b>Rams.....</b>	<b>45</b>	<b>18</b>	<b>17</b>	<b>10</b>	<b>44-45</b>	<b>11-19</b>	<b>0</b>	<b>349</b>
<b>Opponents.....</b>	<b>31</b>	<b>10</b>	<b>18</b>	<b>3</b>	<b>28-29</b>	<b>6-16</b>	<b>0</b>	<b>234</b>

Passing	Att.	Comp.	Yds.	Pct.	Yds./Att.	TD	TD%	Int.	Int%	LG	Sack-Lost	Rating
Van Brocklin.....	205	113	1736	55.1	8.47	14	6.8	17	8.3	84	n/a	71.5
Waterfield.....	109	51	655	46.8	6.01	3	2.8	11	11.0	63	n/a	35.7
Klosterman.....	10	3	47	30.0	4.70	0	0.0	3	30.0	30	n/a	7.1
Quinlan.....	4	0	0	0.0	0.00	0	0.0	0	0.0	0	n/a	39.6
V. Smith.....	1	0	0	0.0	0.00	0	0.0	0	0.0	0	n/a	39.6
<b>Rams.....</b>	<b>329</b>	<b>167</b>	<b>2438</b>	<b>50.8</b>	<b>6.97</b>	<b>17</b>	<b>5.2</b>	<b>31</b>	<b>9.4</b>	<b>84</b>	<b>n/a-146</b>	<b>53.2</b>
<b>Opponents.....</b>	<b>360</b>	<b>161</b>	<b>2621</b>	<b>44.7</b>	<b>7.28</b>	<b>18</b>	<b>5.0</b>	<b>38</b>	<b>10.6</b>	<b>n/a</b>	<b>n/a-369</b>	<b>46.8</b>

Rushing	No.	Yds.	Avg.	LG	TD
Towler.....	156	894	5.7	44	10
Younger.....	63	331	5.3	38	1
Quinlan.....	52	224	4.3	36	1
V. Smith.....	57	133	2.3	20	3
Lewis.....	19	114	6.0	51	0
Myers.....	27	82	3.0	14	1
J. Williams.....	11	65	5.9	26	0
Fears.....	1	0	0.0	0	0
Barry.....	2	-1	-0.5	4	0
Van Brocklin.....	7	-10	-1.4	9	0
Waterfield.....	9	-14	-1.6	19	1
Klosterman.....	1	-9	-9.0	-9	1
<b>Rams.....</b>	<b>411</b>	<b>1811</b>	<b>4.4</b>	<b>51</b>	<b>17</b>
<b>Opponents.....</b>	<b>441</b>	<b>1613</b>	<b>3.7</b>	<b>n/a</b>	<b>10</b>

Receiving	No.	Yds.	Avg.	LG	TD
Fears.....	48	600	12.5	36	6
Carey.....	36	539	15.0	61	1
Hirsch.....	25	590	23.6	84	4
V. Smith.....	16	254	15.9	56	3
Quinlan.....	14	265	18.9	80	2
Younger.....	12	73	6.1	12	0
Towler.....	11	68	6.2	13	0
Barry.....	2	43	21.5	25	1
Myers.....	2	1	0.5	3	0
Waterfield.....	1	5	5.0	5	0
<b>Rams.....</b>	<b>167</b>	<b>2438</b>	<b>14.6</b>	<b>84</b>	<b>17</b>
<b>Opponents.....</b>	<b>161</b>	<b>2621</b>	<b>16.3</b>	<b>n/a</b>	<b>18</b>

Interceptions	No.	Yds.	Avg.	LG	TD
Lane.....	14	298	21.3	80	2
Rich.....	8	201	25.1	97	1
Dwyer.....	4	48	12.0	23	0
J. Williams.....	4	41	10.3	22	0
Paul.....	2	40	20.0	30	0
Younger.....	2	0	0.0	0	0
Hecker.....	1	50	50.0	50	0
Lewis.....	1	20	20.0	20	0
Robustelli.....	1	14	14.0	14	1
Brink.....	1	0	0.0	0	0
<b>Rams.....</b>	<b>38</b>	<b>712</b>	<b>18.7</b>	<b>97</b>	<b>4</b>
<b>Opponents.....</b>	<b>31</b>	<b>518</b>	<b>16.7</b>	<b>66t</b>	<b>3</b>

Punting	No.	Yds.	Avg.	LG	Bk.
Van Brocklin.....	29	1251	43.1	66	0
Waterfield.....	30	1275	42.5	59	0
<b>Rams.....</b>	<b>59</b>	<b>2526</b>	<b>42.8</b>	<b>66</b>	<b>0</b>
<b>Opponents.....</b>	<b>66</b>	<b>2827</b>	<b>42.8</b>	<b>n/a</b>	<b>n/a</b>

Punt Returns	No.	Yds.	Avg.	LG	TD
Lewis.....	19	351	18.5	82	2
Quinlan.....	14	167	11.9	38	0
J. Williams.....	1	9	9.0	9	0
Towler.....	1	0	0.0	0	0
Rich.....	1	0	0.0	0	0
V. Smith.....	2	0	0.0	0	0
<b>Rams.....</b>	<b>38</b>	<b>527</b>	<b>13.9</b>	<b>82</b>	<b>2</b>
<b>Opponents.....</b>	<b>22</b>	<b>178</b>	<b>8.1</b>	<b>18</b>	<b>0</b>

Kickoff Returns	No.	Yds.	Avg.	LG	TD
Quinlan.....	17	440	25.9	56	0
Lewis.....	16	345	21.6	47	0
V. Smith.....	5	158	31.6	55	0
Towler.....	1	9	9.0	9	0
West.....	1	0	0.0	0	0
<b>Rams.....</b>	<b>40</b>	<b>967</b>	<b>24.2</b>	<b>56</b>	<b>0</b>
<b>Opponents.....</b>	<b>48</b>	<b>1149</b>	<b>23.9</b>	<b>46</b>	<b>0</b>

DATE	W/L	Score	Opponent.....	Attend.
9/28	W	54-14	@ New York Yankees .....	(30,315)
10/7	L	23-38	CLEVELAND .....	(67,186)
10/14	W	27-21	@ Detroit.....	(50,567)
10/21	W	28-0	@ Green Bay.....	(21,393)
10/28	L	17-44	@ San Francisco.....	(49,538)
11/4	W	23-16	SAN FRANCISCO .....	(54,346)
11/11	W	45-21	CHICAGO CARDINALS .....	(29,995)
11/18	W	48-21	NEW YORK YANKEES.....	(34,717)
11/25	L	21-31	@ Washington.....	(26,307)
12/2	W	42-17	@ Chicago Bears.....	(50,286)
12/9	L	22-24	DETROIT.....	(52,937)
12/16	W	42-14	GREEN BAY.....	(23,698)
<b>12/23*</b>	<b>W</b>	<b>24-17</b>	<b>CLEVELAND.....</b>	<b>(57,522)</b>

\* NFL Championship

	RAMS	OPP.
<b>First Downs</b> .....	272	231
Rushing.....	114	125
Passing.....	130	84
Penalty.....	28	22
<b>Total Net Yards</b> .....	5409	3879
Avg./Game.....	450.8	323.3
Total Plays.....	925	950
Avg./Play.....	5.8	4.1
<b>Net Yards Rushing</b> .....	2210	2206
Avg./Game.....	184.2	183.8
Total Rushes.....	426	478
<b>Net Yards Passing</b> .....	3199	1673
Avg./Game.....	266.6	139.4
Sacked-Yds. Lost.....	n/a-97	n/a-319
Gross Yards.....	3296	1992
Att-Comp-Int.....	373-189-22	329-140-19
Comp. %.....	50.7	42.6
<b>Punts/Avg.</b> .....	52-41.5	75-40.9
<b>Penalties/Yards</b> .....	94-813	107-1028
<b>Fumbles/ Ball Lost</b> .....	22-15	26-10
<b>Touchdowns</b> .....	51	35
Rushing.....	23	17
Passing.....	26	13
Returns.....	2	5

Scoring	TD	Ru	Pa	Rt	PAT	FG	S	Pts
Hirsch.....	17	0	17	0	0-1	0-0	0	102
Waterfield.....	3	3	0	0	41-43	13-23	0	98
Hoerner.....	7	6	1	0	0-0	0-0	0	42
Towler.....	6	6	0	0	0-0	0-0	0	36
Fears.....	3	0	3	0	6-7	0-0	0	24
J. Williams.....	4	3	0	1	0-0	0-0	0	24
V. Smith.....	2	1	1	0	0-0	0-0	0	12
Van Brocklin.....	2	2	0	0	0-0	0-0	0	12
G. Davis.....	2	1	1	0	0-0	0-0	0	12
Kalmanir.....	2	0	1	1	0-0	0-0	0	12
Younger.....	1	1	0	0	0-0	0-0	0	6
Hecker.....	1	0	1	0	0-0	0-1	0	6
Boyd.....	1	0	1	0	0-0	0-0	0	6
<b>Rams.....</b>	<b>51</b>	<b>23</b>	<b>26</b>	<b>2</b>	<b>47-51</b>	<b>13-24</b>	<b>0</b>	<b>392</b>
<b>Opponents ....</b>	<b>35</b>	<b>17</b>	<b>13</b>	<b>5</b>	<b>33-35</b>	<b>6-12</b>	<b>0</b>	<b>279</b>

Passing	Att.	Comp.	Yds.	Pct.	Yds./Att.	TD	TD%	Int.	Int%	LG	Sack-Lost	Rating
Waterfield.....	176	88	1566	50.0	8.90	13	7.4	10	5.9	91	n/a	81.8
Van Brocklin.....	194	100	1725	51.5	8.89	13	6.7	11	5.7	81	n/a	80.8
G. Davis.....	2	1	5	50.0	2.50	0	0.0	0	0.0	5	n/a	56.3
Keane.....	1	0	0	0.0	0.00	0	0.0	1	100.0	0	n/a	0.0
<b>Rams.....</b>	<b>373</b>	<b>189</b>	<b>3296</b>	<b>50.7</b>	<b>8.84</b>	<b>26</b>	<b>7.0</b>	<b>22</b>	<b>5.9</b>	<b>91</b>	<b>n/a-97</b>	<b>79.8</b>
<b>Opponents.....</b>	<b>329</b>	<b>140</b>	<b>1992</b>	<b>42.6</b>	<b>6.10</b>	<b>13</b>	<b>4.0</b>	<b>19</b>	<b>5.8</b>	<b>n/a</b>	<b>n/a-319</b>	<b>51.9</b>

Rushing	No.	Yds.	Avg.	LG	TD
Towler.....	126	854	6.8	79	6
Hoerner.....	94	569	6.1	43	6
Younger.....	36	223	6.2	24	1
G. Davis.....	64	200	3.1	23	1
V. Smith.....	52	143	2.8	31	1
J. Williams.....	21	106	5.0	32	2
Kalmanir.....	16	61	3.8	23	0
Waterfield.....	9	49	5.4	25	3
Hirsch.....	1	3	3.0	3	0
Van Brocklin.....	7	2	0.3	4	2
<b>Rams.....</b>	<b>426</b>	<b>2210</b>	<b>5.2</b>	<b>79</b>	<b>23</b>
<b>Opponents.....</b>	<b>478</b>	<b>2206</b>	<b>4.6</b>	<b>n/a</b>	<b>17</b>

Receiving	No.	Yds.	Avg.	LG	TD
Hirsch.....	66	1495	22.7	91	17
Fears.....	32	528	16.5	54	3
V. Smith.....	16	278	17.4	67	1
Towler.....	16	257	16.1	46	0
Keane.....	12	133	11.1	21	0
Boyd.....	9	128	14.2	28	1
Hoerner.....	8	102	12.8	21	1
G. Davis.....	8	90	11.3	21	1
Kalmanir.....	6	91	15.2	38	1
Younger.....	5	72	14.4	52	0
J. Williams.....	5	49	9.8	13	0
Hecker.....	4	35	8.8	20	1
M. Johnson.....	2	38	19.0	28	0
<b>Rams.....</b>	<b>189</b>	<b>3296</b>	<b>17.4</b>	<b>91</b>	<b>26</b>
<b>Opponents.....</b>	<b>140</b>	<b>1992</b>	<b>14.2</b>	<b>n/a</b>	<b>13</b>

Interceptions	No.	Yds.	Avg.	LG	TD
Hecker.....	3	74	24.7	36	0
J. Williams.....	3	53	17.7	21	1
Lewis.....	3	34	11.3	20	0
Rich.....	3	11	3.7	6	0
Boyd.....	2	3	1.5	3	0
Keane.....	2	2	1.0	2	0
Paul.....	1	16	16.0	16	0
Younger.....	1	0	0.0	0	0
Toogood.....	1	0	0.0	0	0
<b>Rams.....</b>	<b>19</b>	<b>193</b>	<b>10.2</b>	<b>36</b>	<b>1</b>
<b>Opponents.....</b>	<b>22</b>	<b>313</b>	<b>14.2</b>	<b>36</b>	<b>1</b>

Punting	No.	Yds.	Avg.	LG	Blk.
Van Brocklin.....	48	1992	41.5	62	1
Waterfield.....	4	166	41.5	52	0
<b>Rams.....</b>	<b>52</b>	<b>22158</b>	<b>41.5</b>	<b>62</b>	<b>1</b>
<b>Opponents.....</b>	<b>75</b>	<b>3064</b>	<b>40.9</b>	<b>n/a</b>	<b>n/a</b>

Punt Returns	No.	Yds.	Avg.	LG	TD
V. Smith.....	12	139	11.6	37	0
G. Davis.....	15	85	5.7	31	0
Kalmanir.....	5	86	17.2	67	1
J. Williams.....	4	22	5.5	11	0
Lewis.....	1	12	12.0	12	0
<b>Rams.....</b>	<b>37</b>	<b>344</b>	<b>9.3</b>	<b>67</b>	<b>1</b>
<b>Opponents.....</b>	<b>33</b>	<b>365</b>	<b>11.1</b>	<b>79t</b>	<b>3</b>

Kickoff Returns	No.	Yds.	Avg.	LG	TD
G. Davis.....	9	179	19.9	33	0
V. Smith.....	15	274	18.3	26	0
J. Williams.....	6	133	22.2	28	0
Kalmanir.....	6	120	20.0	32	0
Lewis.....	4	67	16.8	24	0
Hoerner.....	1	22	22.0	22	0
Simensen.....	1	13	13.0	13	0
Towler.....	1	10	10.0	10	0
Collier.....	1	8	8.0	8	0
<b>Rams.....</b>	<b>44</b>	<b>826</b>	<b>18.8</b>	<b>36</b>	<b>0</b>
<b>Opponents.....</b>	<b>54</b>	<b>1478</b>	<b>27.2</b>	<b>49</b>	<b>0</b>

DATE	W/L	Score	Opponent.....	Attend.
9/17	L	20-24	CHICAGO BEARS.....	(21,000)
9/22	W	45-28	NEW YORK YANKEES.....	(23,768)
10/1	W	35-14	@ San Francisco.....	(27,262)
10/8	L	20-56	@ Philadelphia.....	(24,134)
10/15	W	30-28	@ Detroit.....	(35,589)
10/22	W	70-27	BALTIMORE.....	(16,026)
10/29	W	65-24	DETROIT.....	(27,475)
11/5	W	28-21	SAN FRANCISCO.....	(33,234)
11/12	W	45-14	@ Green Bay (Mil.).....	(20,456)
11/19	W	43-35	@ New York Yankees.....	(42,673)
11/26	L	14-24	@ Chicago Bears.....	(43,678)
12/3	W	51-14	GREEN BAY.....	(39,323)
<b>12/17*</b>	<b>W</b>	<b>24-14</b>	<b>CHICAGO BEARS.....</b>	<b>(83,501)</b>
<b>12/24**</b>	<b>L</b>	<b>28-30</b>	<b>@ Cleveland.....</b>	<b>(29,751)</b>

\* Conference Playoff  
\*\* NFL Championship

	RAMS	OPP.
<b>First Downs</b> .....	278	217
Rushing.....	112	113
Passing.....	142	88
Penalty.....	24	16
<b>Total Net Yards</b> .....	5240	4453
Avg./Game.....	436.7	371.1
Total Plays.....	992	950
Avg./Play.....	5.3	4.7
<b>Net Yards Rushing</b> .....	1711	1882
Avg./Game.....	142.6	156.8
Total Rushes.....	404	431
<b>Net Yards Passing</b> .....	3529	2279
Avg./Game.....	294.1	189.9
Sacked-Yds. Lost.....	n/a-180	n/a-297
Gross Yards.....	3709	2576
Att-Comp-Int.....	453-253-27	385-165-31
Comp. %.....	55.8	42.9
<b>Punts/Avg.</b> .....	63-40.5	72-39.3
<b>Penalties/Yards</b> .....	110-1038	93-859
<b>Fumbles/ Ball Lost</b> .....	30-17	31-15
<b>Touchdowns</b> .....	64	43
Rushing.....	28	12
Passing.....	31	26
Returns.....	5	5

Scoring	TD	Ru	Pa	Rt	PAT	FG	S	Pts
Waterfield.....	1	1	0	0	54-58	7-14	0	81
Hoerner.....	11	10	1	0	0-0	0-0	0	66
V. Smith.....	8	1	4	3	0-0	0-0	0	48
Hirsch.....	7	0	7	0	5-5	0-0	0	47
Fears.....	7	0	7	0	0-0	0-0	0	42
G. Davis.....	7	3	4	0	0-0	0-0	0	42
Towler.....	6	6	0	0	0-0	0-0	0	36
Boyd.....	4	0	4	0	0-0	0-0	0	24
J. Williams.....	2	1	1	0	0-0	0-0	0	12
Barry.....	2	2	0	0	0-0	0-0	0	12
Younger.....	2	2	0	0	0-0	0-0	0	12
Reinhard.....	1	0	1	0	0-0	0-0	0	6
Van Brocklin.....	1	1	0	0	0-0	0-0	0	6
Pasquariello.....	1	1	0	0	0-0	0-0	0	6
Keane.....	1	0	0	1	0-0	0-0	0	6
Lewis.....	1	0	0	1	0-0	0-0	0	6
Team.....	0	0	0	0	0-1	0-0	0	0
<b>Rams.....</b>	<b>64</b>	<b>28</b>	<b>31</b>	<b>5</b>	<b>59-64</b>	<b>7-14</b>	<b>0</b>	<b>466</b>
<b>Opponents....</b>	<b>43</b>	<b>12</b>	<b>26</b>	<b>5</b>	<b>42-43</b>	<b>3-13</b>	<b>0</b>	<b>309</b>

Passing	Att.	Comp.	Yds.	Pct.	Yds./Att.	TD	TD%	Int.	Int%	LG	Sack-Lost	Rating
Van Brocklin.....	233	127	2061	54.5	8.85	18	7.7	14	6.0	58	n/a	85.1
Waterfield.....	213	122	1540	57.3	7.23	11	5.2	13	6.1	72	n/a	71.7
G. Davis.....	5	3	97	60.0	19.40	2	40.0	0	0.0	58	n/a	143.8
V. Smith.....	1	1	11	100.0	11.00	0	0.0	0	0.0	11	n/a	112.5
Hirsch.....	1	1	0	0.0	0.00	0	0.0	0	0.0	0	n/a	39.6
<b>Rams.....</b>	<b>453</b>	<b>253</b>	<b>3709</b>	<b>55.8</b>	<b>8.18</b>	<b>31</b>	<b>6.8</b>	<b>27</b>	<b>6.0</b>	<b>72</b>	<b>n/a-180</b>	<b>80.7</b>
<b>Opponents....</b>	<b>385</b>	<b>165</b>	<b>2873</b>	<b>42.9</b>	<b>7.46</b>	<b>26</b>	<b>6.8</b>	<b>31</b>	<b>8.1</b>	<b>n/a</b>	<b>n/a-297</b>	<b>57.9</b>

Rushing	No.	Yds.	Avg.	LG	TD
G. Davis.....	88	416	4.7	55	3
Hoerner.....	95	381	4.0	64	10
V. Smith.....	51	250	4.0	25	1
Barry.....	50	231	3.4	28	2
Towler.....	46	130	2.8	34	6
J. Williams.....	13	108	8.3	38	1
Kalmanir.....	20	83	4.2	33	0
Van Brocklin.....	15	22	1.5	16	1
Pasquariello.....	7	31	4.4	14	1
Younger.....	8	28	3.5	6	2
Waterfield.....	8	14	1.8	13	1
Hirsch.....	2	19	9.5	15	0
Boyd.....	1	-2	-2.0	-2	0
<b>Rams.....</b>	<b>404</b>	<b>1711</b>	<b>4.2</b>	<b>64</b>	<b>28</b>
<b>Opponents....</b>	<b>431</b>	<b>1882</b>	<b>4.4</b>	<b>n/a</b>	<b>12</b>

Receiving	No.	Yds.	Avg.	LG	TD
Fears.....	84	1116	13.3	53	7
G. Davis.....	42	592	14.1	50	4
Hirsch.....	42	687	16.4	58	7
Hoerner.....	26	446	17.2	48	1
V. Smith.....	16	279	17.4	67	4
Boyd.....	9	220	24.4	72	4
Towler.....	8	63	7.9	17	0
Barry.....	7	122	17.4	24	0
Kalmanir.....	5	58	11.6	41	1
Champagne.....	4	52	13.0	21	1
J. Williams.....	4	21	5.3	11	1
Smyth.....	2	10	5.0	6	0
Keane.....	1	19	19.0	19	0
Reinhard.....	1	11	11.0	11	1
Bouley.....	1	11	11.0	11	0
Pasquariello.....	1	2	2.0	2	0
<b>Rams.....</b>	<b>253</b>	<b>3709</b>	<b>14.6</b>	<b>72</b>	<b>31</b>
<b>Opponents....</b>	<b>165</b>	<b>2873</b>	<b>15.6</b>	<b>n/a</b>	<b>26</b>

Interceptions	No.	Yds.	Avg.	LG	TD
Lewis.....	12	275	22.9	36	0
Keane.....	6	50	8.3	25	1
Hirsch.....	4	28	7.0	23	0
J. Williams.....	3	39	13.0	23	0
Paul.....	3	44	14.7	32	0
Vasicek.....	1	52	52.0	52	0
Naumetz.....	1	13	13.0	13	0
Sims.....	1	5	5.0	5	0
Huffman.....	0	6	-	6	0
<b>Rams.....</b>	<b>31</b>	<b>512</b>	<b>16.5</b>	<b>52</b>	<b>1</b>
<b>Opponents....</b>	<b>27</b>	<b>294</b>	<b>10.9</b>	<b>37</b>	<b>3</b>

Punting	No.	Yds.	Avg.	LG	Bk.
Waterfield.....	52	2087	40.1	61	2
Van Brocklin.....	11	466	42.4	51	0
<b>Rams.....</b>	<b>63</b>	<b>2553</b>	<b>40.5</b>	<b>61</b>	<b>2</b>
<b>Opponents....</b>	<b>72</b>	<b>2833</b>	<b>39.3</b>	<b>n/a</b>	<b>n/a</b>

Punt Returns	No.	Yds.	Avg.	LG	TD
V. Smith.....	22	218	9.9	30	0
Kalmanir.....	13	116	8.9	23	0
J. Williams.....	6	35	5.8	15	0
G. Davis.....	3	24	8.0	14	0
Lewis.....	1	0	0.0	0	0
<b>Rams.....</b>	<b>45</b>	<b>393</b>	<b>8.7</b>	<b>30</b>	<b>0</b>
<b>Opponents....</b>	<b>28</b>	<b>394</b>	<b>14.1</b>	<b>48</b>	<b>0</b>

Kickoff Returns	No.	Yds.	Avg.	LG	TD
V. Smith.....	22	742	33.7	97	3
Kalmanir.....	13	358	27.5	44	0
G. Davis.....	8	167	20.9	29	0
Towler.....	5	47	9.4	15	0
Lewis.....	2	47	23.5	27	0
Vasicek.....	2	30	15.0	19	0
Finlay.....	2	14	7.0	13	0
Pasquariello.....	1	14	14.0	14	0
Stephenson.....	1	5	5.0	5	0
<b>Rams.....</b>	<b>56</b>	<b>1424</b>	<b>25.4</b>	<b>97</b>	<b>3</b>
<b>Opponents....</b>	<b>48</b>	<b>1411</b>	<b>29.4</b>	<b>97t</b>	<b>2</b>

DATE	W/L	Score	Opponent.....	Attend.
9/23	W	27-24	DETROIT .....	(17,878)
10/2	W	48-7	@ Green Bay .....	(24,308)
10/9	W	31-6	@ Chicago Bears .....	(42,124)
10/16	W	21-10	@ Detroit .....	(19,839)
10/23	W	35-7	GREEN BAY .....	(37,546)
10/30	W	27-24	CHICAGO BEARS .....	(86,080)
11/6	L	14-38	@ Philadelphia .....	(38,230)
11/13	T	7-7	@ Pittsburgh .....	(20,510)
11/20	T	28-28	@ Chicago Cardinals .....	(34,100)
11/27	W	42-20	NEW YORK BULLDOGS .....	(38,052)
12/4	L	27-31	CHICAGO CARDINALS .....	(74,673)
12/11	W	53-27	WASHINGTON .....	(44,899)
<b>12/18*</b>	<b>L</b>	<b>0-14</b>	<b>PHILADELPHIA .....</b>	<b>(27,980)</b>

\* NFL Championship

	RAMS	OPP.
<b>First Downs</b> .....	245	213
Rushing .....	103	101
Passing .....	125	92
Penalty .....	17	20
<b>Total Net Yards</b> .....	4415	3490
Avg./Game .....	367.9	290.8
Total Plays .....	924	926
Avg./Play .....	4.8	3.8
<b>Net Yards Rushing</b> .....	1732	1679
Avg./Game .....	144.3	139.9
Total Rushes .....	445	472
<b>Net Yards Passing</b> .....	2674	1811
Avg./Game .....	222.8	150.9
Sacked-Yds. Lost .....	n/a-145	n/a-273
Gross Yards .....	2819	2084
Att-Comp-Int. ....	366-192-27	335-144-30
Comp. % .....	52.5	43.0
<b>Punts/Avg.</b> .....	52-44.4	68-44.2
<b>Penalties/Yards</b> .....	83-795	72-676
<b>Fumbles/ Ball Lost</b> .....	29-18	30-18
<b>Touchdowns</b> .....	48	32
Rushing .....	17	14
Passing .....	23	16
Returns .....	8	2

Scoring	TD	Ru	Pa	Rt	PAT	FG	S	Pts
Waterfield .....	1	1	0	0	43-45	9-16	0	76
Fears .....	9	0	9	0	0-0	0-0	0	54
Hoerner .....	6	6	0	0	0-0	0-0	0	36
Hirsch .....	6	1	4	1	0-0	0-0	0	36
Shaw .....	6	0	6	0	0-0	0-0	0	36
Gehrke .....	5	2	2	1	2-3	0-1	0	32
V. Smith .....	4	2	1	1	0-0	0-0	0	24
J. Williams .....	4	3	0	1	0-0	0-0	0	24
Cowhig .....	2	1	0	1	0-0	0-0	0	12
Kalmanir .....	2	1	0	1	0-0	0-0	0	12
Currian .....	1	0	1	0	0-0	0-0	0	6
Hubbell .....	1	0	0	1	0-0	0-0	0	6
Sims .....	1	0	0	1	0-0	0-0	0	6
<b>Rams .....</b>	<b>48</b>	<b>17</b>	<b>23</b>	<b>8</b>	<b>45-48</b>	<b>9-17</b>	<b>0</b>	<b>360</b>
<b>Opponents ....</b>	<b>32</b>	<b>14</b>	<b>16</b>	<b>2</b>	<b>30-32</b>	<b>5-13</b>	<b>0</b>	<b>239</b>

Passing	Att.	Comp.	Yds.	Pct.	Yds./Att.	TD	TD%	Int.	Int%	LG	Sack-Lost	Rating
Waterfield .....	296	154	2168	52.0	7.32	17	5.7	24	8.1	71	n/a	61.3
Van Brocklin .....	58	32	601	55.2	10.36	6	10.3	2	3.4	51	n/a	111.4
Thomason .....	12	6	50	50.0	4.17	0	0.0	1	8.3	11	n/a	26.4
<b>Rams .....</b>	<b>366</b>	<b>192</b>	<b>2819</b>	<b>52.5</b>	<b>7.70</b>	<b>23</b>	<b>6.3</b>	<b>27</b>	<b>7.4</b>	<b>71</b>	<b>n/a-145</b>	<b>68.1</b>
<b>Opponents .....</b>	<b>335</b>	<b>144</b>	<b>2084</b>	<b>43.0</b>	<b>6.22</b>	<b>16</b>	<b>4.8</b>	<b>30</b>	<b>9.0</b>	<b>n/a</b>	<b>n/a-273</b>	<b>42.4</b>

Rushing	No.	Yds.	Avg.	LG	TD
Hoerner .....	155	582	3.8	37	6
Hirsch .....	68	287	4.2	51	1
Gehrke .....	58	203	3.5	53	2
Kalmanir .....	29	218	7.5	51	1
Younger .....	52	191	3.7	16	0
V. Smith .....	40	112	2.9	26	2
J. Williams .....	19	103	5.4	18	3
Cowhig .....	10	32	3.2	8	1
Agler .....	4	7	1.8	4	0
Waterfield .....	5	-4	-0.8	5	1
Van Brocklin .....	4	-1	-0.3	2	0
Fears .....	1	-3	-3.0	-3	0
<b>Rams .....</b>	<b>445</b>	<b>1732</b>	<b>3.9</b>	<b>53</b>	<b>17</b>
<b>Opponents .....</b>	<b>472</b>	<b>1679</b>	<b>3.6</b>	<b>n/a</b>	<b>14</b>

Receiving	No.	Yds.	Avg.	LG	TD
Fears .....	77	1013	13.2	51	9
Shaw .....	29	535	18.4	71	6
Hirsch .....	22	326	14.8	48	4
Hoerner .....	17	213	12.5	29	0
Gehrke .....	9	140	15.6	42	2
Younger .....	7	119	17.0	33	0
J. Williams .....	7	102	14.6	42	0
V. Smith .....	5	63	12.6	24	1
Keane .....	4	70	17.5	44	0
Zilly .....	3	35	11.7	14	0
Currian .....	3	78	26.0	40	1
Hubbell .....	3	32	10.7	12	0
Huffman .....	2	36	18.0	23	0
Kalmanir .....	2	36	18.0	23	0
Smyth .....	2	21	10.5	14	0
<b>Rams .....</b>	<b>192</b>	<b>2819</b>	<b>14.7</b>	<b>71</b>	<b>23</b>
<b>Opponents .....</b>	<b>144</b>	<b>2084</b>	<b>14.5</b>	<b>n/a</b>	<b>16</b>

Interceptions	No.	Yds.	Avg.	LG	TD
Sims .....	9	78	8.7	27	1
J. Williams .....	5	42	8.4	25	1
Currian .....	5	31	6.2	16	0
Cowhig .....	4	62	15.5	26	1
Hirsch .....	2	55	27.5	32	0
Lazetich .....	2	47	23.5	29	0
Paul .....	2	23	11.5	19	0
Hubbell .....	1	21	21.0	21	1
<b>Rams .....</b>	<b>30</b>	<b>359</b>	<b>12.0</b>	<b>32</b>	<b>4</b>
<b>Opponents .....</b>	<b>27</b>	<b>229</b>	<b>8.5</b>	<b>n/a</b>	<b>1</b>

Punting	No.	Yds.	Avg.	LG	Blk.
Waterfield .....	49	2177	44.4	61	1
Van Brocklin .....	2	91	45.5	46	0
Hoerner .....	1	43	43.0	43	0
<b>Rams .....</b>	<b>52</b>	<b>2231</b>	<b>44.4</b>	<b>61</b>	<b>1</b>
<b>Opponents .....</b>	<b>68</b>	<b>3005</b>	<b>44.2</b>	<b>n/a</b>	<b>n/a</b>

Punt Returns	No.	Yds.	Avg.	LG	TD
V. Smith .....	27	427	15.8	85	1
Kalmanir .....	14	164	11.7	62	1
J. Williams .....	2	33	16.5	20	0
<b>Rams .....</b>	<b>43</b>	<b>624</b>	<b>14.5</b>	<b>85</b>	<b>2</b>
<b>Opponents .....</b>	<b>26</b>	<b>215</b>	<b>8.3</b>	<b>n/a</b>	<b>0</b>

Kickoff Returns	No.	Yds.	Avg.	LG	TD
Kalmanir .....	18	403	22.4	57	0
V. Smith .....	13	235	18.1	31	0
Paul .....	2	32	16.0	20	0
Cowhig .....	2	20	10.0	10	0
Dean .....	1	0	0.0	0	0
Zilly .....	1	0	0.0	0	0
<b>Rams .....</b>	<b>37</b>	<b>690</b>	<b>18.6</b>	<b>57</b>	<b>0</b>
<b>Opponents .....</b>	<b>55</b>	<b>1144</b>	<b>20.8</b>	<b>n/a</b>	<b>0</b>

DATE	W/L	Score	Opponent.....	Attend.
9/22	W	44-7	DETROIT.....	(12,941)
10/3	T	28-28	PHILADELPHIA.....	(36,884)
10/10	L	21-42	@ Chicago Bears.....	(43,707)
10/17	L	0-16	@ Green Bay.....	(25,119)
10/24	W	34-27	@ Detroit.....	(17,444)
10/31	L	22-27	CHICAGO CARDINALS.....	(32,149)
11/7	L	6-21	CHICAGO BEARS.....	(56,263)
11/14	W	52-37	@ New York Giants.....	(22,766)
11/21	L	24-27	@ Chicago Cardinals.....	(29,031)
11/28	W	24-10	GREEN BAY.....	(23,874)
12/5	W	41-13	@ Washington.....	(32,970)
12/12	W	31-14	PITTSBURGH.....	(27,967)

		RAMS	OPP.
<b>First Downs</b> .....		239	204
Rushing.....		100	90
Passing.....		123	97
Penalty.....		16	17
<b>Total Yards</b> .....		4576	3794
Avg./Game.....		381.3	316.2
Total Plays.....		943	879
Avg./Play.....		4.9	4.3
<b>Net Yards Rushing</b> .....		1743	1570
Avg./Game.....		145.3	130.8
Total Rushes.....		427	441
<b>Gross Yards Passing</b> .....		2748	2143
Avg./Game.....		229.0	178.6
Att-Comp-Int.....		395-201-25	309-164-19
Comp. %.....		50.9	53.1
<b>Punts/Avg.</b> .....		63-41.8	77-41.0
<b>Penalties/Yards</b> .....		98-859	77-719
<b>Fumbles/ Ball Lost</b> .....		32-17	42-24
<b>Touchdowns</b> .....		45	36
Rushing.....		15	13
Passing.....		28	20
Returns.....		2	3

Scoring	TD	Ru	Pa	Rt	PAT	FG	S	Pts
Waterfield.....	0	0	0	0	38-44	6-11	0	56
Hickey.....	7	0	7	0	0-0	0-0	0	42
Hoerner.....	6	4	2	0	0-0	0-0	0	36
Fears.....	5	0	4	1	0-0	0-0	0	30
Hoffman.....	5	4	1	0	0-0	0-0	0	30
Curriuan.....	4	1	3	0	0-0	0-0	0	24
Zilly.....	4	0	4	0	0-0	0-0	0	24
Gehrke.....	3	1	1	1	1-1	0-0	0	19
Washington.....	3	2	1	0	0-0	0-0	0	18
Cowhig.....	2	2	0	0	0-0	0-0	0	12
Keane.....	2	0	2	0	0-0	0-0	0	12
Horvath.....	1	1	0	0	0-0	0-0	0	6
Hubbell.....	1	0	1	0	0-0	0-0	0	6
Magnani.....	1	0	1	0	0-0	0-0	0	6
Smyth.....	1	0	1	0	0-0	0-0	0	6
<b>Rams.....</b>	<b>45</b>	<b>13</b>	<b>28</b>	<b>2</b>	<b>39-45</b>	<b>6-11</b>	<b>0</b>	<b>327</b>
<b>Opponents ....</b>	<b>36</b>	<b>13</b>	<b>20</b>	<b>3</b>	<b>33-36</b>	<b>6-11</b>	<b>1</b>	<b>269</b>

Passing	Att.	Comp.	Yds.	Pct.	Yds./Att.	TD	TD%	Int.	Int%	LG	Rating
Hardy.....	211	112	1390	53.1	6.59	14	6.6	7	3.3	69	82.1
Waterfield.....	180	87	1354	48.3	7.52	14	7.8	18	10.0	80	80.0
Rickards.....	2	2	4	100.0	2.00	0	0.0	0	0.0	3	79.2
Gehrke.....	1	0	0	0.0	0.00	0	0.0	0	0.0	0	39.6
B. Smith.....	1	0	0	0.0	0.00	0	0.0	0	0.0	0	39.6
Washington.....	1	0	0	0.0	0.00	0	0.0	0	0.0	0	39.6
<b>Rams.....</b>	<b>395</b>	<b>201</b>	<b>2748</b>	<b>50.9</b>	<b>6.96</b>	<b>28</b>	<b>7.1</b>	<b>25</b>	<b>6.3</b>	<b>80</b>	<b>70.7</b>
<b>Opponents.....</b>	<b>309</b>	<b>164</b>	<b>2143</b>	<b>53.1</b>	<b>6.94</b>	<b>20</b>	<b>6.5</b>	<b>19</b>	<b>6.1</b>	<b>n/a</b>	<b>1</b>

Rushing	No.	Yds.	Avg.	LG	TD
Hoerner.....	76	354	4.7	23	4
Washington.....	57	301	5.3	31	2
Gehrke.....	56	246	4.3	24	1
Cowhig.....	46	206	4.5	14	2
Magnani.....	38	144	3.8	15	0
Horvath.....	30	118	3.9	19	0
Banta.....	32	105	3.3	14	0
Hoffman.....	22	68	3.0	8	4
B. Smith.....	18	59	3.3	8	0
Agler.....	8	41	5.1	12	0
Corn.....	11	27	2.5	6	0
Rickards.....	2	21	10.5	11	0
Keane.....	7	16	2.3	3	0
Hardy.....	5	14	2.8	6	0
Waterfield.....	7	12	1.7	10	0
Fears.....	2	8	4.0	8	0
DeFruiter.....	3	4	1.3	4	0
Mello.....	7	3	0.4	4	0
Brink.....	1	-3	-3.0	-3	0
Curriuan.....	1	-4	-4.0	-4	0
<b>Rams.....</b>	<b>427</b>	<b>1743</b>	<b>4.1</b>	<b>31</b>	<b>13</b>
<b>Opponents.....</b>	<b>441</b>	<b>1570</b>	<b>3.6</b>	<b>n/a</b>	<b>13</b>

Receiving	No.	Yds.	Avg.	LG	TD
Fears.....	51	698	13.7	80	4
Hickey.....	30	509	17.0	69	7
Hoerner.....	18	227	12.6	45	2
Gehrke.....	16	173	10.8	34	1
Zilly.....	13	169	13.0	30	4
Curriuan.....	12	218	18.2	58	3
Keane.....	11	195	17.7	57	2
Hubbell.....	10	134	13.4	48	1
Washington.....	6	104	17.3	43	1
Smyth.....	6	66	11.0	21	1
Horvath.....	4	42	10.5	19	0
Brink.....	4	36	9.0	18	0
Banta.....	4	34	8.5	14	0
B. Smith.....	4	29	7.3	10	0
Hoffman.....	3	28	9.3	10	1
Magnani.....	3	28	9.3	16	1
Cowhig.....	3	18	6.0	9	0
Mello.....	1	17	17.0	17	0
Bouley.....	1	15	15.0	15	0
<b>Rams.....</b>	<b>201</b>	<b>2748</b>	<b>13.7</b>	<b>80</b>	<b>28</b>
<b>Opponents.....</b>	<b>164</b>	<b>2143</b>	<b>13.1</b>	<b>n/a</b>	<b>20</b>

Interceptions	No.	Yds.	Avg.	LG	TD
Naumetz.....	4	75	18.8	68	0
Waterfield.....	4	8	2.0	5	0
Washington.....	2	45	22.5	40	0
Fears.....	2	37	18.5	33	0
Gehrke.....	2	29	14.5	21	0
Horvath.....	2	14	7.0	9	0
Cowhig.....	1	9	9.0	9	0
Hoerner.....	1	6	6.0	6	0
Dean.....	1	0	0.0	0	0
<b>Rams.....</b>	<b>19</b>	<b>223</b>	<b>11.7</b>	<b>68</b>	<b>0</b>
<b>Opponents.....</b>	<b>25</b>	<b>311</b>	<b>12.4</b>	<b>n/a</b>	<b>3</b>

Punting	No.	Yds.	Avg.	LG	Bk.
Waterfield.....	43	1833	42.6	88	0
Banta.....	17	639	37.6	55	0
Hardy.....	3	151	50.3	77	0
<b>Rams.....</b>	<b>63</b>	<b>2633</b>	<b>41.8</b>	<b>88</b>	<b>0</b>
<b>Opponents.....</b>	<b>77</b>	<b>3155</b>	<b>41.0</b>	<b>n/a</b>	<b>n/a</b>

Punt Returns	No.	Yds.	Avg.	LG	TD
Horvath.....	13	203	15.6	27	0
Gehrke.....	19	217	11.4	48	0
Corn.....	4	49	12.3	22	0
Banta.....	1	14	14.0	14	0
Washington.....	1	12	12.0	12	0
B. Smith.....	1	10	10.0	10	0
Hoerner.....	1	6	6.0	6	0
Cowhig.....	1	3	3.0	3	0
<b>Rams.....</b>	<b>41</b>	<b>514</b>	<b>12.5</b>	<b>48</b>	<b>0</b>
<b>Opponents.....</b>	<b>32</b>	<b>445</b>	<b>13.9</b>	<b>n/a</b>	<b>1</b>

Kickoff Returns	No.	Yds.	Avg.	LG	TD
Gehrke.....	17	464	27.3	92	1
Banta.....	6	119	19.8	28	0
Corn.....	5	112	22.4	22	0
Magnani.....	3	49	16.3	22	0
Washington.....	2	54	27.0	33	0
Hoerner.....	2	35	17.5	20	0
Horvath.....	2	31	15.5	16	0
Hoffman.....	2	19	9.5	10	0
Bouley.....	1	8	8.0	8	0
Cowhig.....	1	3	3.0	3	0
Sparkman.....	1	0	0.0	0	0
<b>Rams.....</b>	<b>42</b>	<b>894</b>	<b>21.3</b>	<b>92</b>	<b>1</b>
<b>Opponents.....</b>	<b>53</b>	<b>1177</b>	<b>22.2</b>	<b>n/a</b>	<b>1</b>



DATE	W/L	Score	Opponent.....	Attend.
9/29	W	48-7	@ Pittsburgh.....	(35,658)
10/5	L	14-17	@ Green Bay.....	(31,613)
10/12	W	27-13	@ Detroit.....	(42,955)
10/19	W	27-7	CHICAGO CARDINALS.....	(69,631)
10/26	L	7-14	@ Philadelphia.....	(36,364)
11/2	L	10-17	@ Chicago Cardinals.....	(40,075)
11/9	L	16-27	BOSTON.....	(19,715)
11/16	L	21-41	CHICAGO BEARS.....	(36,702)
11/23	W	28-17	DETROIT.....	(17,693)
11/30	L	10-30	GREEN BAY.....	(31,080)
12/7	W	17-14	@ Chicago Bears.....	(34,215)
12/14	W	34-10	NEW YORK GIANTS.....	(24,050)

RAMS		OPP.	
<b>First Downs.....</b>	206	209	
Rushing.....	112	99	
Passing.....	82	93	
Penalty.....	12	17	
<b>Total Yards.....</b>	3831	3659	
Avg./Game.....	191.6	304.9	
Total Plays.....	887	881	
Avg./Play.....	4.3	3.5	
<b>Net Yards Rushing.....</b>	2171	1544	
Avg./Game.....	180.9	128.7	
Total Rushes.....	459	453	
<b>Gross Yards Passing.....</b>	1660	2059	
Avg./Game.....	138.3	171.6	
Att-Comp-Int.....	293-123-28	306-145-24	
Comp. %.....	42.0	47.4	
<b>Punts/Avg.....</b>	72-40.1	76-41.1	
<b>Penalties/Yards.....</b>	87-800	76-761	
<b>Fumbles/ Ball Lost.....</b>	33-20	34-24	
<b>Touchdowns.....</b>	34	29	
Rushing.....	15	12	
Passing.....	13	14	
Returns.....	6	3	

Scoring	TD	Ru	Pa	Rt	PAT	FG	S	Pts
Waterfield.....	1	1	0	0	27-30	7-16	0	54
Benton.....	6	0	6	0	0-0	0-0	0	36
Washington.....	5	5	0	0	0-0	0-0	0	30
Harmon.....	4	1	1	2	0-0	0-0	0	24
Hoffman.....	3	3	0	0	0-0	0-0	0	18
Gehrke.....	1	0	0	1	4-4	1-1	0	13
West.....	2	2	0	0	0-0	0-0	0	12
Hickey.....	2	0	2	0	0-0	0-0	0	12
Hoerner.....	2	2	0	0	0-0	0-0	0	12
Hubbell.....	2	0	2	0	0-0	0-0	0	12
Bouley.....	1	0	0	1	0-0	0-0	0	6
Bleeker.....	1	0	0	1	0-0	0-0	0	6
Hamilton.....	1	0	1	0	0-0	0-0	0	6
Banta.....	1	1	0	0	0-0	0-0	0	6
Huffman.....	1	0	0	1	0-0	0-0	0	6
Magnani.....	1	0	1	0	0-0	0-0	0	6
<b>Rams.....</b>	<b>34</b>	<b>15</b>	<b>13</b>	<b>6</b>	<b>31-34</b>	<b>8-17</b>	<b>0</b>	<b>259</b>
<b>Opponents.....</b>	<b>29</b>	<b>12</b>	<b>14</b>	<b>3</b>	<b>26-29</b>	<b>4-6</b>	<b>1</b>	<b>214</b>

Rushing	No.	Yds.	Avg.	LG	TD
Washington.....	60	444	7.4	92	5
Harmon.....	60	306	5.1	32	1
Gehrke.....	59	304	5.2	29	0
Banta.....	40	193	4.8	23	1
Magnani.....	48	178	3.7	27	0
West.....	42	162	3.9	21	2
Hoffman.....	42	159	3.8	20	3
Hoerner.....	30	124	4.1	23	2
Bleeker.....	23	111	4.8	35	0
Cowhig.....	25	104	4.2	21	0
Horvath.....	18	68	3.8	25	0
Bagarus.....	3	15	5.0	10	0
Waterfield.....	3	6	2.0	4	1
Wilson.....	3	3	1.0	4	0
Hardy.....	3	-6	-2.0	7	0
<b>Rams.....</b>	<b>459</b>	<b>2171</b>	<b>4.7</b>	<b>92</b>	<b>15</b>
<b>Opponents.....</b>	<b>453</b>	<b>1544</b>	<b>3.4</b>	<b>n/a</b>	<b>12</b>

Receiving	No.	Yds.	Avg.	LG	TD
Benton.....	35	511	14.6	43	6
Banta.....	14	198	14.1	64	0
Hickey.....	12	196	16.3	42	2
Hamilton.....	12	193	16.1	39	1
Pritko.....	10	101	10.1	20	0
Zilly.....	7	75	10.7	19	0
Gehrke.....	6	19	3.2	11	0
Harmon.....	5	89	17.8	33	1
Magnani.....	4	57	14.3	40	1
Washington.....	3	40	13.3	21	0
Horvath.....	3	29	9.7	14	0
Smyth.....	3	26	8.7	11	0
Hubbell.....	2	60	30.0	45	2
Hoffman.....	2	22	11.0	12	0
Waterfield.....	2	14	7.0	18	0
Hoerner.....	1	20	20.0	20	0
Bouley.....	1	15	15.0	15	0
Wilson.....	1	-5	-5.0	-5	0
<b>Rams.....</b>	<b>123</b>	<b>1660</b>	<b>13.5</b>	<b>64</b>	<b>13</b>
<b>Opponents.....</b>	<b>145</b>	<b>2059</b>	<b>14.2</b>	<b>n/a</b>	<b>14</b>

Interceptions	No.	Yds.	Avg.	LG	TD
Harmon.....	8	136	17.0	36	1
Waterfield.....	5	56	11.2	35	0
Banta.....	2	13	6.5	13	0
Bagarus.....	1	31	31.0	31	0
West.....	1	24	24.0	24	0
Hoffman.....	1	14	14.0	14	0
Naumetz.....	1	9	9.0	9	0
Matheson.....	1	5	5.0	5	0
Cowhig.....	1	0	0.0	0	0
Gehrke.....	1	0	0.0	0	0
Martin.....	1	0	0.0	0	0
Bleeker.....	1	0	0.0	0	0
<b>Rams.....</b>	<b>24</b>	<b>288</b>	<b>12.0</b>	<b>36</b>	<b>1</b>
<b>Opponents.....</b>	<b>28</b>	<b>487</b>	<b>17.4</b>	<b>n/a</b>	<b>1</b>

Punting	No.	Yds.	Avg.	LG	Blk.
Waterfield.....	59	2500	42.4	86	1
Hardy.....	10	263	26.3	45	0
Banta.....	3	125	41.7	45	0
<b>Rams.....</b>	<b>72</b>	<b>2888</b>	<b>40.1</b>	<b>86</b>	<b>1</b>
<b>Opponents.....</b>	<b>76</b>	<b>3119</b>	<b>41.1</b>	<b>n/a</b>	<b>n/a</b>

Punt Returns	No.	Yds.	Avg.	LG	TD
Harmon.....	27	392	14.5	88	1
Gehrke.....	4	112	28.0	66	1
Horvath.....	4	29	7.2	15	0
Washington.....	3	44	14.7	23	0
Banta.....	2	19	9.5	15	0
Bagarus.....	2	18	9.0	13	0
Bouley.....	1	24	24.0	24	0
Waterfield.....	1	2	2.0	2	0
<b>Rams.....</b>	<b>44</b>	<b>640</b>	<b>14.5</b>	<b>88</b>	<b>2</b>
<b>Opponents.....</b>	<b>29</b>	<b>352</b>	<b>12.1</b>	<b>n/a</b>	<b>1</b>

Kickoff Returns	No.	Yds.	Avg.	LG	TD
Harmon.....	9	208	23.1	34	0
Magnani.....	6	186	31.0	75	0
Horvath.....	3	58	19.3	25	0
Bleeker.....	3	50	16.7	20	0
Washington.....	2	52	26.0	27	0
Banta.....	2	50	25.0	31	0
Cowhig.....	2	29	14.5	16	0
Gehrke.....	2	29	14.5	21	0
West.....	1	21	21.0	21	0
Hoffman.....	1	12	12.0	12	0
Bagarus.....	1	11	11.0	11	0
Hamilton.....	1	10	10.0	10	0
Zilly.....	1	10	10.0	10	0
Lazetich.....	1	1	1.0	1	0
Naumetz.....	1	0	0.0	0	0
<b>Rams.....</b>	<b>37</b>	<b>727</b>	<b>20.2</b>	<b>75</b>	<b>0</b>
<b>Opponents.....</b>	<b>46</b>	<b>1002</b>	<b>21.3</b>	<b>n/a</b>	<b>0</b>

Passing	Att.	Comp.	Yds.	Pct.	Yds./Att.	TD	TD%	Int.	Int%	LG	Rating
Waterfield.....	221	96	1210	43.4	5.48	8	3.6	18	8.1	45	39.2
Hardy.....	57	23	388	40.4	6.81	5	9.8	17	12.3	64	53.7
Washington.....	5	2	14	40.0	2.80	0	0.0	1	20.0	18	8.3
Harmon.....	3	1	31	10.33	10.33	0	0.0	1	0.0	31	72.9
Ksionyak.....	7	1	17	14.3	2.43	0	0.0	2	28.6	17	0.0
<b>Rams.....</b>	<b>293</b>	<b>123</b>	<b>1660</b>	<b>42.0</b>	<b>5.46</b>	<b>13</b>	<b>4.4</b>	<b>28</b>	<b>9.6</b>	<b>64</b>	<b>35.9</b>
<b>Opponents.....</b>	<b>306</b>	<b>145</b>	<b>2059</b>	<b>47.4</b>	<b>6.73</b>	<b>14</b>	<b>4.6</b>	<b>24</b>	<b>7.8</b>	<b>n/a</b>	<b>52.2</b>

DATE	W/L	Score	Opponent.....	Attend.
9/29	L	14-25	PHILADELPHIA.....	(30,500)
10/6	W	21-17	@ Green Bay.....	(27,049)
10/13	T	28-28	@ Chicago Bears.....	(44,211)
10/20	W	35-14	DETROIT.....	(27,928)
10/27	L	10-34	@ Chicago Cardinals.....	(38,180)
11/3	W	41-20	@ Detroit.....	(34,447)
11/10	L	21-27	CHICAGO BEARS.....	(68,831)
11/17	W	17-14	CHICAGO CARDINALS.....	(38,271)
11/24	L	21-40	@ Boston.....	(23,689)
12/5	W	31-21	@ New York Giants.....	(47,366)
12/8	W	38-17	GREEN BAY.....	(46,838)

	RAMS	OPP.
<b>First Downs.....</b>	214	170
Rushing.....	102	76
Passing.....	91	75
Penalty.....	21	19
<b>Total Yards.....</b>	3793	3525
Avg./Game.....	344.8	320.0
Total Plays.....	786	729
Avg./Play.....	4.8	4.8
<b>Net Yards Rushing.....</b>	1683	1325
Avg./Game.....	153.0	210.4
Total Rushes.....	404	402
<b>Gross Yards Passing.....</b>	2080	2154
Avg./Game.....	189.1	195.8
Att-Comp-Int.....	326-153-24	265-112-23
Comp. %.....	46.5	42.3
<b>Punts/Avg.....</b>	45-44.4	51-40.4
<b>Penalties/Yards.....</b>	80-764	89-702
<b>Fumbles/ Ball Lost.....</b>	31-20	35-15
<b>Touchdowns.....</b>	37	35
Rushing.....	14	13
Passing.....	19	21
Returns.....	4	1

Scoring	TD	Ru	Pa	Rt	PAT	FG	S	Pts
Waterfield.....	1	1	0	0	37-37	6-9	0	61
Benton.....	6	0	6	0	0-0	0-0	0	36
Gehrke.....	5	3	2	0	0-0	0-0	0	30
Harmon.....	5	2	2	1	0-0	0-0	0	30
Hickey.....	3	0	3	0	0-0	0-0	0	18
Holovak.....	3	3	0	0	0-0	0-0	0	18
Hoffman.....	3	3	0	0	0-0	0-0	0	18
Shaw.....	3	0	2	1	0-0	0-0	0	18
Pritko.....	2	0	2	0	0-0	0-0	0	12
Banta.....	1	0	1	0	0-0	0-0	0	6
Farmer.....	1	1	0	0	0-0	0-0	0	6
Washington.....	1	1	0	0	0-0	0-0	0	6
Levy.....	1	0	0	1	0-0	0-0	0	6
West.....	1	0	0	1	0-0	0-0	0	6
Wilson.....	1	0	1	0	0-0	0-0	0	6
<b>Rams.....</b>	<b>37</b>	<b>14</b>	<b>19</b>	<b>4</b>	<b>37-37</b>	<b>6-9</b>	<b>0</b>	<b>277</b>
<b>Opponents.....</b>	<b>35</b>	<b>13</b>	<b>21</b>	<b>1</b>	<b>30-n/a</b>	<b>5-n/a</b>	<b>1</b>	<b>257</b>

Rushing	No.	Yds.	Avg.	LG	TD
Gehrke.....	71	371	5.2	53	3
Harmon.....	47	236	5.0	84	2
West.....	40	226	5.7	72	0
Holovak.....	55	211	3.8	22	3
Banta.....	44	209	4.7	25	0
Hoffman.....	42	162	3.8	19	3
Wilson.....	19	120	6.3	35	0
Washington.....	23	114	5.0	19	1
Farmer.....	28	90	3.2	17	1
Sucic.....	7	18	2.7	9	0
Ruthstrom.....	-2	-4	-2.0	1	0
Hardy.....	10	-10	-1.0	6	0
Waterfield.....	16	-60	-3.8	6	1
<b>Rams.....</b>	<b>404</b>	<b>1683</b>	<b>4.1</b>	<b>84</b>	<b>14</b>
<b>Opponents.....</b>	<b>402</b>	<b>1325</b>	<b>3.3</b>	<b>n/a</b>	<b>13</b>

Receiving	No.	Yds.	Avg.	LG	TD
Benton.....	63	981	15.5	57	6
Pritko.....	18	185	10.3	29	2
Gehrke.....	11	83	7.6	21	2
Harmon.....	10	199	19.9	45	2
Hickey.....	8	213	26.6	60	3
Hamilton.....	8	92	11.4	16	0
Banta.....	8	81	10.1	32	1
Washington.....	6	83	13.8	20	0
Farmer.....	6	17	2.8	13	0
Shaw.....	4	63	15.7	28	2
Strode.....	4	37	9.2	19	0
Wilson.....	3	30	10.0	15	1
Holovak.....	2	6	3.0	8	0
Ruthstrom.....	1	9	9.0	9	0
Sucic.....	1	1	1.0	1	0
<b>Rams.....</b>	<b>153</b>	<b>2180</b>	<b>13.6</b>	<b>60</b>	<b>19</b>
<b>Opponents.....</b>	<b>112</b>	<b>2054</b>	<b>19.2</b>	<b>n/a</b>	<b>21</b>

Interceptions	No.	Yds.	Avg.	LG	TD
Waterfield.....	5	72	14.4	28	0
Matheson.....	4	11	2.8	7	0
Harmon.....	3	97	32.3	85	1
Gehrke.....	3	63	21.0	41	0
Banta.....	2	44	22.0	39	0
Wilson.....	1	32	32.0	32	0
Harding.....	1	14	14.0	14	0
Hardy.....	1	8	8.0	8	0
Fawcett.....	1	5	5.0	5	0
Naumetz.....	1	1	1.0	1	0
Lear.....	1	0	0.0	0	0
<b>Rams.....</b>	<b>23</b>	<b>376</b>	<b>16.3</b>	<b>85</b>	<b>1</b>
<b>Opponents.....</b>	<b>24</b>	<b>386</b>	<b>16.1</b>	<b>n/a</b>	<b>0</b>

Punting	No.	Yds.	Avg.	LG	Blk.
Waterfield.....	39	1743	44.6	65	0
Hardy.....	5	209	41.8	47	0
Banta.....	1	44	44.0	44	0
<b>Rams.....</b>	<b>45</b>	<b>1996</b>	<b>44.4</b>	<b>65</b>	<b>0</b>
<b>Opponents.....</b>	<b>51</b>	<b>2060</b>	<b>40.4</b>	<b>n/a</b>	<b>n/a</b>

Punt Returns	No.	Yds.	Avg.	LG	TD
Gehrke.....	8	59	7.3	20	0
Wilson.....	5	99	19.8	70	0
Harmon.....	5	57	11.4	21	0
Farmer.....	4	40	10.0	13	0
Banta.....	2	26	13.0	24	0
Waterfield.....	1	12	12.0	12	0
Ruthstrom.....	1	2	2.0	2	0
<b>Rams.....</b>	<b>26</b>	<b>295</b>	<b>11.3</b>	<b>70</b>	<b>0</b>
<b>Opponents.....</b>	<b>27</b>	<b>350</b>	<b>12.9</b>	<b>n/a</b>	<b>0</b>

Kickoff Returns	No.	Yds.	Avg.	LG	TD
Gehrke.....	8	186	23.2	28	0
Wilson.....	6	145	24.1	68	0
Banta.....	8	142	17.7	33	0
Harmon.....	6	134	22.3	31	0
Farmer.....	4	129	32.2	92	0
West.....	4	49	12.3	19	0
Washington.....	2	39	19.5	24	0
Shaw.....	1	52	52.0	52	1
Sucic.....	1	20	20.0	20	0
Holovak.....	1	18	18.0	18	0
Hickey.....	1	14	14.0	14	0
Strode.....	1	6	6.0	6	0
<b>Rams.....</b>	<b>43</b>	<b>887</b>	<b>20.6</b>	<b>92</b>	<b>1</b>
<b>Opponents.....</b>	<b>52</b>	<b>1301</b>	<b>25.0</b>	<b>n/a</b>	<b>1</b>

Passing	Att.	Comp.	Yds.	Pct.	Yds./Att.	TD	TD%	Int.	Int%	LG	Rating
Waterfield.....	251	127	1747	50.5	6.96	18	7.2	17	6.8	57	68.9
Hardy.....	64	24	285	37.5	4.45	2	3.1	7	10.9	60	22.7
Gehrke.....	1	1	29	100.0	29.00	0	0.0	0	0.0	29	118.8
Washington.....	8	1	19	12.5	2.38	0	0.0	0	0.0	19	39.6
Farmer.....	2	0	0	0.0	0.00	0	0.0	0	0.0	0	39.6
<b>Rams.....</b>	<b>326</b>	<b>153</b>	<b>2080</b>	<b>46.9</b>	<b>6.38</b>	<b>20</b>	<b>6.1</b>	<b>24</b>	<b>7.4</b>	<b>60</b>	<b>57.6</b>
<b>Opponents.....</b>	<b>265</b>	<b>112</b>	<b>2154</b>	<b>42.3</b>	<b>8.13</b>	<b>21</b>	<b>7.9</b>	<b>23</b>	<b>8.7</b>	<b>n/a</b>	<b>61.4</b>

DATE	W/L	Score	Opponent.....	Attend.
9/30	W	21-0	CHICAGO CARDINALS .....	(10,872)
10/7	W	17-0	CHICAGO BEARS .....	(19,580)
10/14	W	27-14	@ Green Bay .....	(24,607)
10/21	W	41-21	@ Chicago Bears .....	(28,273)
10/28	L	14-28	@ Philadelphia .....	(38,149)
11/4	W	21-17	@ New York .....	(46,219)
11/11	W	20-7	GREEN BAY .....	(28,686)
11/18	W	35-21	@ Chicago Cardinals.....	(18,000)
11/22	W	38-21	@ Detroit .....	(40,017)
12/2	W	20-7	BOSTON .....	(18,470)
<b>12/16*</b>	<b>W</b>	<b>15-14</b>	<b>WASHINGTON .....</b>	<b>(32,178)</b>

\* NFL Championship

	RAMS	OPP.
<b>First Downs</b> .....	137	129
Rushing .....	68	67
Passing .....	60	51
Penalty .....	9	11
<b>Total Yards</b> .....	3546	2520
Avg./Game.....	354.6	252.0
Total Plays.....	621	658
Avg./Play.....	5.7	3.8
<b>Net Yards Rushing</b> .....	1714	1026
Avg./Game.....	171.4	102.6
Total Rushes.....	372	349
<b>Gross Yards Passing</b> .....	1767	1463
Avg./Game.....	176.7	146.3
Att-Comp-Int.....	199-99-20	253-99-28
Comp. % .....	49.7	39.1
<b>Punts/Avg.</b> .....	47-40.1	52-36.4
<b>Penalties/Yards</b> .....	67-593	43-391
<b>Fumbles/ Ball Lost</b> .....	34-18	31-15
<b>Touchdowns</b> .....	35	19
Rushing .....	19	10
Passing .....	16	9
Returns.....	0	0

Scoring	TD	Ru	Pa	Rt	PAT	FG	S	Pts
Waterfield.....	5	5	0	0	31-35	1-3	0	64
Benton .....	8	0	8	0	0-0	0-0	0	48
Gehrke .....	8	7	1	0	0-0	0-0	0	48
Colella .....	4	2	2	0	0-0	0-0	0	24
Greenwood .....	4	4	0	0	0-0	0-0	0	24
Pritko .....	4	0	4	0	0-0	0-0	0	24
Gillette .....	1	1	0	0	0-0	0-0	0	6
H. Jones .....	1	0	1	0	0-0	0-0	0	6
<b>Rams.....</b>	<b>35</b>	<b>19</b>	<b>16</b>	<b>0</b>	<b>31-35</b>	<b>1-3</b>	<b>0</b>	<b>224</b>
<b>Opponents ....</b>	<b>19</b>	<b>10</b>	<b>9</b>	<b>0</b>	<b>19-19</b>	<b>1-4</b>	<b>0</b>	<b>136</b>

Rushing	No.	Yds.	Avg.	LG	TD
Gehrke .....	74	467	6.3	72t	7
Gillette .....	63	390	6.1	52	1
Greenwood .....	101	376	3.7	35	4
Colella .....	46	224	4.8	30	2
Koch .....	12	101	8.4	32	0
Ruthstrom .....	10	74	7.4	34	0
West .....	19	45	2.3	9	0
Waterfield.....	18	18	1.0	16t	5
H. Jones .....	8	15	1.8	5	0
Zirinsky .....	3	3	1.0	2	0
Worden .....	4	3	0.8	7	0
Jacobs .....	2	0	0.0	0	0
Reisz .....	12	-2	-0.1	16	0
<b>Rams.....</b>	<b>372</b>	<b>1714</b>	<b>4.6</b>	<b>72t</b>	<b>19</b>
<b>Opponents .....</b>	<b>349</b>	<b>1026</b>	<b>2.9</b>	<b>n/a</b>	<b>10</b>

Receiving	No.	Yds.	Avg.	LG	TD
Benton .....	45	1067	23.7	84t	8
Pritko .....	19	255	13.4	35	4
Gehrke .....	8	90	11.2	23	1
Colella .....	7	64	9.1	20	2
Gillette .....	6	48	8.0	15	0
Hickey .....	4	76	19.0	33	0
Hamilton .....	4	50	12.5	14	0
Greenwood .....	3	72	24.0	42	0
H. Jones .....	2	36	18.0	44t	1
Reisz .....	1	11	11.0	11	0
West .....	1	-2	-2.0	-2	0
<b>Rams.....</b>	<b>99</b>	<b>1767</b>	<b>17.8</b>	<b>84t</b>	<b>16</b>
<b>Opponents .....</b>	<b>99</b>	<b>1463</b>	<b>14.8</b>	<b>n/a</b>	<b>9</b>

Interceptions	No.	Yds.	Avg.	LG	TD
Waterfield.....	6	92	15.3	29	0
Scarry .....	4	32	8.0	18	0
Gehrke .....	4	16	4.0	14	0
Gillette .....	4	8	2.0	4	0
H. Jones .....	2	73	36.5	53	0
Reisz .....	2	55	27.5	55	0
Matheson .....	2	49	24.5	45	0
Ruthstrom .....	1	46	46.0	46	0
Harding .....	1	16	16.0	16	0
Liles .....	1	6	6.0	6	0
Winkler .....	1	5	5.0	5	0
<b>Rams.....</b>	<b>28</b>	<b>398</b>	<b>14.2</b>	<b>55</b>	<b>0</b>
<b>Opponents .....</b>	<b>20</b>	<b>353</b>	<b>17.7</b>	<b>n/a</b>	<b>0</b>

Punting	No.	Yds.	Avg.	LG	Bk.
Waterfield.....	39	1601	40.7	68	1
Reisz .....	7	241	34.4	51	0
Jacobs .....	1	43	43.0	43	0
<b>Rams.....</b>	<b>47</b>	<b>1885</b>	<b>40.1</b>	<b>68</b>	<b>1</b>
<b>Opponents .....</b>	<b>52</b>	<b>2189</b>	<b>36.4</b>	<b>n/a</b>	<b>n/a</b>

Punt Returns	No.	Yds.	Avg.	LG	TD
Gehrke .....	8	120	15.0	49	0
Reisz .....	8	78	9.7	15	0
Gillette .....	7	53	7.5	20	0
Ruthstrom .....	3	47	15.7	23	0
Waterfield.....	2	34	17.0	18	0
Colella .....	1	10	10.0	10	0
Jacobs .....	1	6	6.0	6	0
Matheson .....	1	5	5.0	5	0
<b>Rams.....</b>	<b>31</b>	<b>353</b>	<b>11.3</b>	<b>49</b>	<b>0</b>
<b>Opponents .....</b>	<b>28</b>	<b>333</b>	<b>11.9</b>	<b>n/a</b>	<b>0</b>

Kickoff Returns	No.	Yds.	Avg.	LG	TD
Gehrke .....	9	173	19.2	30	0
Greenwood .....	5	106	21.2	30	0
Gillette .....	4	66	16.5	20	0
Colella .....	3	79	29.7	30	0
Benton .....	3	16	5.3	10	0
Koch .....	1	7	7.0	7	0
Shaw .....	1	1	1.0	1	0
<b>Rams.....</b>	<b>26</b>	<b>438</b>	<b>16.8</b>	<b>30</b>	<b>0</b>
<b>Opponents .....</b>	<b>45</b>	<b>923</b>	<b>20.5</b>	<b>n/a</b>	<b>0</b>

Passing	Att.	Comp.	Yds.	Pct.	Yds./Att.	TD	TD%	Int.	Int%	LG	Rating
Waterfield.....	171	88	1609	51.4	9.41	14	8.2	16	9.4	84t	72.5
Reisz .....	21	8	146	38.0	6.95	1	4.8	3	14.3	44t	39.1
Jacobs .....	5	3	12	60.0	2.40	0	0.0	0	0.0	11	64.6
Colella .....	1	0	0	0.0	0.00	0	0.0	0	0.0	0	39.6
Nemeth .....	1	0	0	0.0	0.00	0	0.0	0	0.0	0	39.6
<b>Rams.....</b>	<b>199</b>	<b>99</b>	<b>1767</b>	<b>49.7</b>	<b>8.88</b>	<b>16</b>	<b>8.0</b>	<b>20</b>	<b>10.1</b>	<b>84t</b>	<b>67.8</b>
<b>Opponents .....</b>	<b>253</b>	<b>99</b>	<b>1463</b>	<b>39.1</b>	<b>5.78</b>	<b>9</b>	<b>3.6</b>	<b>28</b>	<b>11.1</b>	<b>n/a</b>	<b>31.1</b>

DATE	W/L	Score	Opponent.....	Attend.
9/24	W	30-28	@ Card.-Pitt. (Pitt.)	(20,698)
10/8	W	19-7	CHICAGO BEARS	(15,750)
10/15	W	20-17	@ Detroit.....	(21,115)
10/22	L	21-30	@ Green Bay.....	(18,780)
10/29	L	21-28	@ Chicago Bears.....	(23,644)
11/5	L	10-14	@ Washington.....	(35,540)
11/12	L	7-42	GREEN BAY.....	(17,166)
11/19	W	33-6	@ Card.-Pitt. (Chi.)	(2,910)
11/26	L	14-26	DETROIT.....	(7,462)
12/10	L	13-26	@ Philadelphia.....	(24,123)

RAMS		OPP.
<b>First Downs</b> .....	104	116
Rushing.....	51	69
Passing.....	43	41
Penalty.....	10	6
<b>Total Yards</b> .....	2388	2887
Avg./Game.....	238.8	288.7
Total Plays.....	630	641
Avg./Play.....	3.8	4.5
<b>Net Yards Rushing</b> .....	1141	1412
Avg./Game.....	114.1	141.2
Total Rushes.....	358	387
<b>Gross Yards Passing</b> .....	1261	1434
Avg./Game.....	126.1	143.4
Att-Comp-Int.....	208-85-26	206-87-27
Comp. %.....	40.9	42.3
<b>Punts/Avg.</b> .....	57-38.7	55-38.5
<b>Penalties/Yards</b> .....	64-441	77-627
<b>Fumbles/ Ball Lost</b> .....	28-15	27-10
<b>Touchdowns</b> .....	26	32
Rushing.....	13	16
Passing.....	13	16
Returns.....	0	0

Scoring	TD	Ru	Pa	Rt	PAT	FG	S	Pts
Zontini.....	4	3	1	0	14-16	3-6	0	47
Benton.....	7	1	6	0	0-0	0-0	0	42
Colella.....	3	2	1	0	0-0	1-1	0	21
Pritko.....	3	0	3	0	0-0	0-0	0	18
Gillette.....	2	2	0	0	0-0	0-0	0	12
Reisz.....	2	2	0	0	0-0	0-0	0	12
West.....	1	1	0	0	6-8	0-0	0	12
Hamilton.....	1	0	1	0	0-0	0-0	0	6
H. Jones.....	1	1	0	0	0-0	0-0	0	6
Kabealo.....	1	1	0	0	0-0	0-0	0	6
Petchel.....	1	0	1	0	0-0	0-0	0	6
<b>Rams.....</b>	<b>26</b>	<b>13</b>	<b>13</b>	<b>0</b>	<b>20-26</b>	<b>4-7</b>	<b>0</b>	<b>188</b>
<b>Opponents ....</b>	<b>32</b>	<b>16</b>	<b>16</b>	<b>0</b>	<b>27-32</b>	<b>1-3</b>	<b>0</b>	<b>224</b>

Rushing	No.	Yds.	Avg.	LG	TD
West.....	66	220	3.3	31	0
Colella.....	53	208	4.0	75	2
Kabealo.....	47	152	3.2	11	1
Reisz.....	69	134	1.9	46	2
H. Jones.....	38	133	3.5	36	1
Gillette.....	26	131	5.0	58	2
Zontini.....	33	105	3.1	16	3
Huggins.....	12	41	3.5	15	0
Petchel.....	5	11	2.2	6	0
Bernard.....	1	6	6.0	6	0
Skoozen.....	1	0	0.0	0	0
Karrs.....	7	0	0.0	3	0
<b>Rams.....</b>	<b>358</b>	<b>1141</b>	<b>3.2</b>	<b>75</b>	<b>13</b>
<b>Opponents.....</b>	<b>387</b>	<b>1412</b>	<b>3.6</b>	<b>n/a</b>	<b>16</b>

Receiving	No.	Yds.	Avg.	LG	TD
Benton.....	39	505	12.9	36	6
Pritko.....	18	296	16.4	53	3
West.....	9	64	7.1	18	0
H. Jones.....	6	59	9.8	19	0
Hamilton.....	3	113	37.6	70	1
Zontini.....	3	88	29.3	53	1
Colella.....	2	64	32.0	54	1
Kabealo.....	2	20	10.0	12	0
Petchel.....	1	43	43.0	43	1
Fawcett.....	1	9	9.0	9	0
Huggins.....	1	0	0.0	0	0
<b>Rams.....</b>	<b>85</b>	<b>1261</b>	<b>14.8</b>	<b>70</b>	<b>13</b>
<b>Opponents.....</b>	<b>87</b>	<b>1434</b>	<b>16.5</b>	<b>n/a</b>	<b>16</b>

Interceptions	No.	Yds.	Avg.	LG	TD
Colella.....	4	53	13.3	19	0
Reisz.....	3	72	24.0	25	0
H. Jones.....	3	71	23.6	32	0
Gillette.....	3	29	9.6	15	0
Matheson.....	3	12	4.0	6	0
Zontini.....	2	14	7.0	10	0
Kabealo.....	2	9	4.5	9	0
West.....	2	5	2.5	3	0
Petchel.....	1	25	25.0	25	0
Rieth.....	1	12	12.0	12	0
Scarry.....	1	5	5.0	5	0
Pritko.....	1	3	3.0	3	0
Corbo.....	1	0	0.0	3	0
<b>Rams.....</b>	<b>27</b>	<b>310</b>	<b>11.5</b>	<b>32</b>	<b>0</b>
<b>Opponents.....</b>	<b>26</b>	<b>289</b>	<b>11.1</b>	<b>n/a</b>	<b>0</b>

Punting	No.	Yds.	Avg.	LG	Blk.
Reisz.....	24	960	40.0	66	0
Colella.....	33	1236	37.8	63	0
<b>Rams.....</b>	<b>57</b>	<b>2206</b>	<b>38.4</b>	<b>66</b>	<b>0</b>
<b>Opponents.....</b>	<b>55</b>	<b>1969</b>	<b>35.8</b>	<b>n/a</b>	<b>0</b>

Punt Returns	No.	Yds.	Avg.	LG	TD
Kabealo.....	7	64	9.1	16	0
H. Jones.....	6	66	11.0	18	0
Reisz.....	5	68	13.6	21	0
Colella.....	4	65	16.5	29	0
Zontini.....	4	47	11.7	14	0
Gillette.....	1	16	16.0	16	0
West.....	1	0	0.0	0	0
<b>Rams.....</b>	<b>28</b>	<b>326</b>	<b>11.6</b>	<b>29</b>	<b>0</b>
<b>Opponents.....</b>	<b>24</b>	<b>291</b>	<b>12.1</b>	<b>n/a</b>	<b>0</b>

Kickoff Returns	No.	Yds.	Avg.	LG	TD
Reisz.....	12	285	23.7	44	0
Colella.....	10	241	24.1	41	0
Kabealo.....	4	126	31.5	51	0
Gillette.....	4	115	28.8	38	0
Zontini.....	3	66	22.0	34	0
Benton.....	2	4	2.0	3	0
Fawcett.....	2	2	1.0	2	0
H. Jones.....	1	33	33.0	33	0
Olson.....	1	19	19.0	19	0
Petchel.....	1	17	17.0	17	0
West.....	1	15	15.0	15	0
UNKNOWN.....	2	41	21.0	n/a	0
<b>Rams.....</b>	<b>43</b>	<b>965</b>	<b>22.4</b>	<b>51</b>	<b>0</b>
<b>Opponents.....</b>	<b>36</b>	<b>871</b>	<b>24.2</b>	<b>n/a</b>	<b>0</b>

Passing	Att.	Comp.	Yds.	Pct.	Yds./Att.	TD	TD%	Int.	Int%	LG	Rating
Reisz.....	113	49	777	43.4	6.88	8	7.1	10	8.8	70	53.6
Colella.....	76	27	336	35.5	4.42	4	5.3	10	13.2	25	28.1
Karrs.....	10	4	49	40.0	4.90	0	0.0	4	40.0	23	16.3
Zontini.....	2	2	18	100.0	9.00	0	0.0	0	0.0	0	104.2
Kabealo.....	1	1	54	100.0	54.00	1	100.0	0	0.0	0	158.3
Bernard.....	4	0	0	0.0	0.00	0	0.0	2	50.0	0	0.0
<b>Rams.....</b>	<b>208</b>	<b>85</b>	<b>1261</b>	<b>40.9</b>	<b>6.06</b>	<b>13</b>	<b>6.3</b>	<b>26</b>	<b>12.5</b>	<b>70</b>	<b>42.6</b>
<b>Opponents.....</b>	<b>206</b>	<b>87</b>	<b>1434</b>	<b>42.3</b>	<b>6.96</b>	<b>16</b>	<b>7.8</b>	<b>27</b>	<b>13.1</b>	<b>n/a</b>	<b>52.6</b>

DATE	W/L	Score	Opponent.....	Attend.
9/13	L	0-7	Chicago Cards (Buffalo).....	(18,698)
9/20	W	24-14	PHILADELPHIA.....	(6,434)
9/27	W	14-0	@ Detroit.....	(14,646)
10/4	L	7-21	CHICAGO BEARS.....	(17,161)
10/11	L	14-33	@ Washington.....	(6,329)
10/18	L	28-45	@ Green Bay.....	(16,473)
10/25	W	7-3	CHICAGO CARDINALS.....	(33,250)
11/1	W	17-0	@ Brooklyn.....	(12,000)
11/8	L	12-30	GREEN BAY.....	(7,896)
11/15	W	27-7	DETROIT.....	(4,029)
11/29	L	0-47	@ Chicago Bears.....	(13,195)

	RAMS	OPP.
<b>First Downs</b> .....	103	165
Rushing.....	36	92
Passing.....	60	60
Penalty.....	7	13
<b>Total Yards</b> .....	2413	3544
Avg./Game.....	219.4	322.2
Total Plays.....	646	790
Avg./Play.....	3.7	4.5
<b>Net Yards Rushing</b> .....	875	1744
Avg./Game.....	79.5	158.5
Total Rushes.....	310	463
<b>Gross Yards Passing</b> .....	1537	1745
Avg./Game.....	139.7	158.6
Att-Comp-Int.....	249-109-27	262-125-23
Comp. %.....	42.1	47.7
<b>Punts/Avg.</b> .....	77-40.3	56-40.6
<b>Penalties/Yards</b> .....	45-315	46-387
<b>Fumbles/ Ball Lost</b> .....	20-8	21-11
<b>Touchdowns</b> .....	20	28
Rushing.....	5	11
Passing.....	13	17
Returns.....	2	0

Scoring	TD	Ru	Pa	Rt	PAT	FG	S	Pts
Magnani.....	5	1	4	0	0-0	0-0	0	30
Adams.....	0	0	0	0	14-15	3-6	0	23
Hightower.....	3	0	3	0	0-0	0-0	0	18
Lazetich.....	2	1	1	0	0-0	0-0	0	12
Platukas.....	2	0	1	1	0-0	0-0	0	12
G. Smith.....	2	2	0	0	0-0	0-0	0	12
Wilson.....	2	0	1	1	0-0	0-0	0	12
Benton.....	1	0	1	0	0-0	0-0	0	6
Boone.....	1	0	1	0	0-0	0-0	0	6
Hall.....	1	1	0	0	0-0	0-0	0	6
Janiak.....	1	0	1	0	0-0	0-0	0	6
Clay.....	0	0	0	0	4-4	0-0	0	4
Pasqua.....	0	0	0	0	1-1	0-0	0	1
<b>Rams.....</b>	<b>20</b>	<b>5</b>	<b>13</b>	<b>2</b>	<b>19-20</b>	<b>3-6</b>	<b>1</b>	<b>150</b>
<b>Opponents.....</b>	<b>28</b>	<b>11</b>	<b>17</b>	<b>0</b>	<b>n/a</b>	<b>n/a</b>	<b>1</b>	<b>207</b>

Rushing	No.	Yds.	Avg.	LG	TD
Magnani.....	59	344	5.8	71	1
G. Smith.....	83	332	4.0	50	2
Janiak.....	34	108	3.2	20	0
Jacobs.....	32	91	2.8	13	0
Morris.....	22	65	2.9	28	0
C. Davis.....	28	55	1.9	12	0
Lazetich.....	3	19	6.3	18	1
Elston.....	1	15	15.0	15	0
Boone.....	3	-1	-0.3	3	0
Petchel.....	1	-2	-2.0	0	0
Hall.....	41	-3	-0.7	17	1
<b>Rams.....</b>	<b>310</b>	<b>875</b>	<b>2.8</b>	<b>71</b>	<b>6</b>
<b>Opponents.....</b>	<b>463</b>	<b>1744</b>	<b>3.8</b>	<b>n/a</b>	<b>11</b>

Receiving	No.	Yds.	Avg.	LG	TD
Magnani.....	24	276	11.5	67	4
Benton.....	23	345	15.0	45	1
Hightower.....	19	317	16.7	59	3
Wilson.....	6	113	18.8	45	1
Gibson.....	6	79	13.2	19	0
Lazetich.....	6	65	10.8	49	1
Janiak.....	6	51	8.6	19	1
Platukas.....	5	64	12.5	22	1
Elston.....	4	58	14.5	18	0
G. Smith.....	3	66	22.0	33	0
Boone.....	2	58	29.0	43	1
C. Davis.....	2	18	9.0	14	0
Plunkett.....	2	16	8.0	18	0
Petchel.....	1	16	16.0	16	0
<b>Rams.....</b>	<b>109</b>	<b>1537</b>	<b>14.1</b>	<b>67</b>	<b>13</b>
<b>Opponents.....</b>	<b>125</b>	<b>1745</b>	<b>14.0</b>	<b>n/a</b>	<b>17</b>

Interceptions	No.	Yds.	Avg.	LG	TD
Jacobs.....	4	22	5.5	22	0
G. Smith.....	4	20	5.0	12	0
Hall.....	3	60	20.0	25	0
Conkright.....	2	10	5.0	9	0
Morris.....	2	7	3.5	4	0
Rockwell.....	1	58	58.0	58	0
Stuart.....	1	25	25.0	25	0
Brahm.....	1	15	15.0	15	0
Matheson.....	1	13	13.0	13	0
Platukas.....	1	12	12.0	12	0
Thorpe.....	1	5	5.0	5	0
Boone.....	1	4	4.0	4	0
C. Davis.....	1	3	3.0	3	0
<b>Rams.....</b>	<b>23</b>	<b>255</b>	<b>11.1</b>	<b>58</b>	<b>0</b>
<b>Opponents.....</b>	<b>27</b>	<b>310</b>	<b>11.5</b>	<b>n/a</b>	<b>0</b>

Punting	No.	Yds.	Avg.	LG
Jacobs.....	33	1396	42.3	66
Hall.....	36	1397	38.8	67
C. Davis.....	7	275	39.3	49
Pritchard.....	1	35	35.0	35
<b>Rams.....</b>	<b>77</b>	<b>3103</b>	<b>40.3</b>	<b>67</b>
<b>Opponents.....</b>	<b>56</b>	<b>2274</b>	<b>40.6</b>	<b>n/a</b>

Punt Returns	No.	Yds.	Avg.	LG	TD
Hall.....	12	148	12.3	32	0
Jacobs.....	8	63	7.9	16	0
G. Smith.....	6	62	10.3	21	0
Magnani.....	2	27	13.5	25	0
Boone.....	1	5	5.0	5	0
Morris.....	1	2	2.0	2	0
<b>Rams.....</b>	<b>30</b>	<b>307</b>	<b>10.2</b>	<b>32</b>	<b>0</b>
<b>Opponents.....</b>	<b>40</b>	<b>524</b>	<b>13.1</b>	<b>n/a</b>	<b>0</b>

Kickoff Returns	No.	Yds.	Avg.	LG	TD
Magnani.....	11	250	22.7	37	0
Hall.....	10	155	15.5	22	0
G. Smith.....	6	109	18.1	25	0
Jacobs.....	4	83	20.7	25	0
Elston.....	2	46	23.0	24	0
Petchel.....	2	26	13.0	14	0
Lazetich.....	1	27	27.0	27	0
Pritchard.....	1	24	24.0	24	0
Morris.....	1	15	15.0	15	0
Plunkett.....	1	4	4.0	4	0
<b>Rams.....</b>	<b>39</b>	<b>739</b>	<b>18.9</b>	<b>37</b>	<b>0</b>
<b>Opponents.....</b>	<b>27</b>	<b>545</b>	<b>20.2</b>	<b>n/a</b>	<b>0</b>

Passing	Att.	Comp.	Yds.	Pct.	Yds./Att.	TD	TD%	Int.	Int%	LG	Rating
Hall.....	140	62	815	44.3	5.82	7	5.0	19	13.6	59	40.3
Jacobs.....	93	43	640	46.2	6.88	6	6.5	6	6.5	67	63.9
G. Smith.....	12	2	19	16.7	1.58	0	0.0	1	4.9	19	4.9
Janiak.....	1	1	11	100.0	11.00	0	0.0	0	0.0	11	112.5
C. Davis.....	2	1	22	50.0	11.00	0	0.0	1	50.0	22	50.0
Magnani.....	1	0	0	0.0	0.00	0	0.0	0	0.0	0	39.6
<b>Rams.....</b>	<b>249</b>	<b>109</b>	<b>1537</b>	<b>42.1</b>	<b>6.17</b>	<b>13</b>	<b>5.2</b>	<b>27</b>	<b>10.8</b>	<b>67</b>	<b>42.1</b>
<b>Opponents.....</b>	<b>262</b>	<b>125</b>	<b>1745</b>	<b>47.7</b>	<b>6.66</b>	<b>17</b>	<b>6.5</b>	<b>23</b>	<b>8.8</b>	<b>n/a</b>	<b>54.6</b>

DATE	W/L	Score	Opponent.....	Attend.
9/7	W	17-14	Pittsburgh (Akron).....	(23,720)
9/16	W	10-6	@ Chicago Cardinals.....	(15,000)
9/21	L	7-24	@ Green Bay.....	(20,000)
10/5	L	21-48	CHICAGO BEARS.....	(23,850)
10/12	L	7-17	@ Detroit.....	(26,841)
10/19	L	14-17	GREEN BAY.....	(13,086)
10/26	L	13-17	@ Washington.....	(32,820)
11/2	L	0-14	DETROIT.....	(10,554)
11/9	L	13-31	@ Chicago Bears.....	(18,102)
11/16	L	14-49	@ New York.....	(32,740)
11/23	L	0-7	CHICAGO CARDINALS.....	(5,000)

	RAMS	OPP.
<b>First Downs</b> .....	121	138
Rushing.....	68	82
Passing.....	44	44
Penalty.....	9	12
<b>Total Yards</b> .....	2286	2978
Avg./Game.....	207.8	270.7
Total Plays.....	711	710
Avg./Play.....	3.2	4.2
<b>Net Yards Rushing</b> .....	951	1553
Avg./Game.....	86.5	141.2
Total Rushes.....	343	436
<b>Gross Yards Passing</b> .....	1352	1425
Avg./Game.....	122.9	129.5
Att-Comp-Int.....	285-123-35	206-90-15
Comp. %.....	43.2	43.7
<b>Punts/Avg.</b> .....	79-40.4	68-40.1
<b>Penalties/Yards</b> .....	29-265	49-419
<b>Fumbles/ Ball Lost</b> .....	25-8	n/a
<b>Touchdowns</b> .....	16	34
Rushing.....	5	15
Passing.....	10	14
Returns.....	1	5

Scoring	TD	Ru	Pa	Rt	PAT	FG	S	Pts
Hickey.....	4	0	4	0	0-0	0-0	0	24
Drake.....	3	2	1	0	0-0	0-0	0	18
Adams.....	0	0	0	0	13-14	1-2	0	16
Hall.....	2	2	0	0	0-0	0-0	0	12
Magnani.....	2	1	1	0	0-0	0-0	0	12
McDonough.....	2	0	2	0	0-0	0-0	0	12
Dunstan.....	1	0	0	1	0-0	0-0	0	6
Patt.....	1	0	1	0	0-0	0-0	0	6
Wilson.....	1	0	1	0	0-0	0-0	0	6
Clay.....	0	0	0	0	1-1	1-2	0	4
<b>Rams.....</b>	<b>16</b>	<b>5</b>	<b>10</b>	<b>2</b>	<b>14-16</b>	<b>2-4</b>	<b>0</b>	<b>116</b>
<b>Opponents....</b>	<b>34</b>	<b>15</b>	<b>14</b>	<b>5</b>	<b>29-34</b>	<b>6-15</b>	<b>0</b>	<b>244</b>

Rushing	No.	Yds.	Avg.	LG	TD
Drake.....	101	246	2.4	15	2
Hall.....	57	232	4.0	60	2
Magnani.....	24	137	5.8	29	1
Slovak.....	46	132	2.9	14	0
C. Davis.....	31	110	3.5	18	0
Morris.....	24	69	2.9	20	0
Smith.....	11	22	2.0	12	0
Janiak.....	14	20	1.4	12	0
Patt.....	5	16	3.2	11	0
Hickey.....	7	7	1.0	7	0
Galloovich.....	1	1	1.0	1	0
Mucha.....	1	0	0.0	0	0
Goodnight.....	21	-8	-0.3	7	0
<b>Rams.....</b>	<b>343</b>	<b>951</b>	<b>2.8</b>	<b>60</b>	<b>5</b>
<b>Opponents.....</b>	<b>436</b>	<b>1553</b>	<b>3.6</b>	<b>n/a</b>	<b>15</b>

Receiving	No.	Yds.	Avg.	LG	TD
Hickey.....	21	294	14.0	39	4
Patt.....	17	163	9.6	25	1
Drake.....	16	211	13.2	48	1
McDonough.....	14	198	14.1	26	2
Magnani.....	14	189	13.5	61	1
C. Davis.....	13	64	4.9	12	0
Morris.....	9	17	1.9	6	0
Wilson.....	5	115	23.0	57	1
Seabright.....	5	44	8.8	14	0
Prochaska.....	4	29	7.3	11	0
Janiak.....	2	5	2.5	3	0
S. Anderson.....	2	20	10.0	12	0
Hanneman.....	1	11	11.0	11	0
Mucha.....	1	3	3.0	3	0
<b>Rams.....</b>	<b>124</b>	<b>1360</b>	<b>11.0</b>	<b>61</b>	<b>10</b>
<b>Opponents.....</b>	<b>90</b>	<b>1425</b>	<b>15.8</b>	<b>n/a</b>	<b>14</b>

Interceptions	No.	Yds.	Avg.	LG	TD
Drake.....	2	66	33.0	54	0
Goodnight.....	2	13	6.5	11	0
Magnani.....	2	6	3.0	4	0
Hall.....	2	0	0.0	0	0
Janiak.....	1	19	19.0	19	0
G. Smith.....	1	16	16.0	16	0
Rockwell.....	1	9	9.0	9	0
Haman.....	1	6	6.0	6	0
Thorpe.....	1	5	5.0	5	0
Matheson.....	1	1	1.0	1	0
Conkright.....	1	0	0.0	0	0
<b>Rams.....</b>	<b>15</b>	<b>141</b>	<b>9.4</b>	<b>54</b>	<b>0</b>
<b>Opponents.....</b>	<b>35</b>	<b>409</b>	<b>11.7</b>	<b>n/a</b>	<b>3</b>

Punting	No.	Yds.	Avg.	LG
Hall.....	49	1965	40.1	67
Goodnight.....	16	637	39.8	74
Mucha.....	11	488	44.4	52
C. Davis.....	2	75	37.5	38
G. Smith.....	1	23	23.0	23
<b>Rams.....</b>	<b>79</b>	<b>3192</b>	<b>40.4</b>	<b>74</b>
<b>Opponents.....</b>	<b>68</b>	<b>2727</b>	<b>40.1</b>	<b>n/a</b>

Punt Returns	No.	Yds.	Avg.	LG	TD
Hall.....	13	125	9.6	25	0
Magnani.....	5	54	10.8	25	0
Morris.....	5	33	6.6	10	0
Slovak.....	4	30	7.5	18	0
Goodnight.....	2	27	13.5	22	0
Dunstan.....	1	35	35.0	35	1
G. Smith.....	1	33	33.0	33	0
C. Davis.....	1	6	6.0	6	0
<b>Rams.....</b>	<b>32</b>	<b>343</b>	<b>10.7</b>	<b>35</b>	<b>1</b>
<b>Opponents.....</b>	<b>51</b>	<b>414</b>	<b>8.1</b>	<b>n/a</b>	<b>1</b>

Kickoff Returns	No.	Yds.	Avg.	LG	TD
<b>Rams.....</b>	<b>41</b>	<b>820</b>	<b>20.2</b>	<b>n/a</b>	<b>0</b>
<b>Opponents.....</b>	<b>18</b>	<b>484</b>	<b>26.9</b>	<b>n/a</b>	<b>1</b>

Passing	Att.	Comp.	Yds.	Pct.	Yds./Att.	TD	TD%	Int.	Int%	LG	Rating
Hall.....	190	84	863	44.2	4.54	7	3.7	19	10.0	39	30.5
Slovak.....	54	27	287	50.0	5.32	2	3.7	9	16.7	48	38.7
Goodnight.....	36	12	182	33.3	5.06	1	2.8	5	13.9	61	12.0
Drake.....	2	0	0	0.0	0.00	0	0.0	0	0.0	0	39.6
G. Smith.....	2	0	0	0.0	0.00	0	0.0	1	50.0	0	0.0
Seabright.....	1	0	0	0.0	0.00	0	0.0	1	100.0	0	0.0
<b>Rams.....</b>	<b>285</b>	<b>123</b>	<b>1352</b>	<b>43.2</b>	<b>4.74</b>	<b>10</b>	<b>3.5</b>	<b>35</b>	<b>11.9</b>	<b>61</b>	<b>29.9</b>
<b>Opponents.....</b>	<b>206</b>	<b>90</b>	<b>1425</b>	<b>43.7</b>	<b>6.92</b>	<b>14</b>	<b>6.8</b>	<b>15</b>	<b>7.3</b>	<b>n/a</b>	<b>59.6</b>

DATE	W/L	Score	Opponent.....	Attend.
9/22	W	21-13	PHILADELPHIA.....	(15,941)
9/29	L	0-6	@ Detroit.....	(15,347)
10/6	L	14-21	CHICAGO BEARS.....	(18,998)
10/13	L	14-31	@ Green Bay.....	(16,299)
10/20	W	26-14	CHICAGO CARDINALS.....	(13,683)
10/27	L	7-17	@ Chicago Cardinals.....	(10,313)
11/3	W	14-0	DETROIT.....	(18,881)
11/10	W	13-0	@ New York.....	(23,614)
11/17	L	14-29	@ Brooklyn.....	(19,212)
11/24	L	25-47	@ Chicago Bears.....	(20,717)
12/1	T	13-13	GREEN BAY.....	(16,249)

	RAMS	OPP.
<b>First Downs</b> .....	113	n/a
<b>Total Yards</b> .....	2724	3102
Avg./Game.....	247.6	282.0
Total Plays.....	615	n/a
Avg./Play.....	4.4	n/a
<b>Net Yards Rushing</b> .....	1142	n/a
Avg./Game.....	103.8	n/a
Total Rushes.....	368	n/a
<b>Gross Yards Passing</b> .....	1582	n/a
Avg./Game.....	143.8	n/a
Att-Comp-Int.....	247-109-25	247-99-27
Comp. %.....	44.1	40.1
<b>Punts/Avg.</b> .....	77-42.0	n/a
<b>Penalties/Yards</b> .....	n/a-260	n/a
<b>Fumbles/ Ball Lost</b> .....	26-14	n/a
<b>Touchdowns</b> .....	25	n/a
Rushing.....	11	n/a
Passing.....	12	n/a
Returns.....	2	n/a

Scoring	TD	Ru	Pa	Rt	PAT	FG	S	Pts
Drake.....	9	9	0	0	2-5	0-1	0	56
Spadaccini.....	3	0	2	1	5-7	0-0	0	23
Benton.....	3	0	3	0	0-0	0-0	0	18
Cordill.....	2	0	2	0	0-0	0-0	0	12
Adams.....	0	0	0	0	7-9	1-5	0	10
Hall.....	1	1	0	0	0-0	0-0	0	6
Haman.....	1	0	0	1	0-0	0-0	0	6
Magnani.....	1	0	1	0	0-0	0-0	0	6
McDonough.....	1	0	1	0	0-0	0-0	0	6
Patt.....	1	0	1	0	0-0	0-0	0	6
Rockwell.....	1	0	1	0	0-0	0-0	0	6
Slovak.....	1	1	0	0	0-0	0-0	0	6
Wilson.....	1	0	1	0	0-0	0-0	0	6
Gudauskas.....	0	0	0	0	1-2	0-0	0	1
Heineman.....	0	0	0	0	1-2	0-0	0	1
Clay.....	0	0	0	0	0-1	0-0	0	0
Janiak.....	0	0	0	0	0-1	0-0	0	0
TEAM.....	0	0	0	0	0-0	0-0	1	2
<b>Rams.....</b>	<b>25</b>	<b>11</b>	<b>12</b>	<b>2</b>	<b>16-25</b>	<b>1-7</b>	<b>1</b>	<b>169</b>
<b>Opponents...n/a</b>	<b>n/a</b>	<b>n/a</b>	<b>n/a</b>	<b>n/a</b>	<b>n/a</b>	<b>n/a</b>	<b>n/a</b>	<b>191</b>

Passing	Att.	Comp.	Yds.	Pct.	Yds./Att.	TD	TD%	Int.	Int%	Rating
Hall.....	183	77	1108	42.1	6.05	7	3.83	16	8.7	38.7
Slovak.....	28	17	234	60.7	8.36	0	0.00	4	14.3	47.9
G. Smith.....	18	10	150	55.5	8.33	2	11.11	2	11.1	80.6
Heineman.....	8	3	74	37.5	9.25	1	12.50	1	12.5	71.9
Drake.....	4	3	16	50.0	4.00	2	50.00	0	0.0	100.0
Gehrke.....	1	0	0	0.0	0.00	0	0.00	0	0.0	39.6
Spadaccini.....	1	0	0	0.0	0.00	0	0.00	0	0.0	39.6
Gillette.....	4	0	0	0.0	0.00	0	0.00	2	50.0	39.6
<b>Rams.....</b>	<b>247</b>	<b>109</b>	<b>1582</b>	<b>44.1</b>	<b>6.40</b>	<b>12</b>	<b>4.90</b>	<b>25</b>	<b>10.9</b>	<b>42.2</b>
<b>Opponents.....</b>	<b>247</b>	<b>99</b>	<b>n/a</b>	<b>40.1</b>	<b>n/a</b>	<b>n/a</b>	<b>n/a</b>	<b>25</b>	<b>10.9</b>	<b>n/a</b>

Rushing	No.	Yds.	Avg.	LG	TD
Drake.....	134	480	3.6	n/a	9
Hall.....	94	365	3.7	n/a	1
Slovak.....	53	129	2.4	n/a	1
Cordill.....	24	73	3.0	n/a	0
Janiak.....	19	44	2.3	n/a	0
Magnani.....	7	19	2.7	n/a	0
G. Smith.....	19	18	0.9	n/a	0
McDonough.....	2	5	2.5	n/a	0
Rockwell.....	1	5	5.0	5	0
Dunstan.....	1	4	4.0	4	0
Rodack.....	1	4	4.0	4	0
Gillette.....	1	1	1.0	1	0
Benton.....	1	0	0.0	0	0
Patt.....	1	0	0.0	0	0
Heineman.....	6	-5	-0.8	n/a	0
<b>Rams.....</b>	<b>368</b>	<b>1142</b>	<b>3.1</b>	<b>n/a</b>	<b>11</b>

Receiving	No.	Yds.	Avg.	LG	TD
Benton.....	22	351	16.0	n/a	3
Spadaccini.....	22	276	12.5	n/a	2
Cordill.....	14	158	11.3	n/a	2
McDonough.....	12	135	26.3	n/a	1
Magnani.....	11	119	10.8	n/a	1
Drake.....	8	81	10.1	n/a	0
Wilson.....	7	93	13.3	n/a	1
G. Smith.....	3	65	21.7	n/a	0
Patt.....	2	52	26.0	n/a	1
Crowder.....	2	33	16.5	n/a	0
Adams.....	2	28	14.0	n/a	0
Haman.....	1	5	5.0	5	0
Rockwell.....	1	5	5.0	5	1
Janiak.....	1	3	3.0	3	0
Gehrke.....	1	-2	-2.0	-2	0
<b>Rams.....</b>	<b>109</b>	<b>1582</b>	<b>14.5</b>	<b>n/a</b>	<b>11</b>
<b>Opponents.....</b>	<b>99</b>	<b>n/a</b>	<b>n/a</b>	<b>n/a</b>	<b>n/a</b>

Punting	No.	Yds.	Avg.	LG	TS
Hall.....	57	2451	43.0	75	75
G. Smith.....	11	391	35.5	62	62
Cordill.....	5	225	45.0	47	47
Heineman.....	2	63	31.5	34	34
Magnani.....	1	33	33.0	33	33
Janiak.....	1	30	30.0	30	30
<b>Rams.....</b>	<b>77</b>	<b>3193</b>	<b>41.5</b>	<b>75</b>	<b>75</b>

Interceptions	No.	Yds.	Avg.	LG	TD
Haman.....	5	80	16.0	n/a	1
Spadaccini.....	3	83	27.7	n/a	1
Magnani.....	3	59	19.7	n/a	0
G. Smith.....	3	48	16.0	n/a	0
Rockwell.....	3	7	2.3	n/a	0
Slovak.....	2	20	10.0	n/a	0
Gillette.....	2	0	0.0	n/a	0
Hall.....	2	0	0.0	n/a	0
Heineman.....	1	5	5.0	5	0
Cordill.....	1	2	2.0	2	0
Drake.....	1	2	2.0	2	0
Conkright.....	1	0	0.0	0	0
<b>Rams.....</b>	<b>27</b>	<b>306</b>	<b>11.3</b>	<b>n/a</b>	<b>2</b>
<b>Opponents.....</b>	<b>25</b>	<b>n/a</b>	<b>n/a</b>	<b>n/a</b>	<b>n/a</b>

DATE	W/L	Score	Opponent.....	Attend.
9/15	L	21-30	@ Chicago Bears.....	(10,000)
9/20	L	12-23	@ Brooklyn.....	(12,423)
10/1	W	27-24	@ Green Bay.....	(9,888)
10/8	L	21-35	CHICAGO BEARS.....	(18,209)
10/15	L	7-15	@ Detroit.....	(30,096)
10/22	W	24-0	@ Chicago Cardinals.....	(10,000)
10/29	T	14-14	PITTSBURGH.....	(11,579)
11/5	W	14-0	CHICAGO CARDINALS.....	(8,378)
11/19	W	14-3	DETROIT.....	(28,142)
11/26	L	6-7	GREEN BAY.....	(30,690)
12/3	W	35-13	Philadelphia (Colo. Spr.).....	(9,109)

	RAMS	OPP.
<b>First Downs</b> .....	131	n/a
<b>Total Yards</b> .....	2683	2785
Avg./Game.....	243.9	253.1
Total Plays.....	642	n/a
Avg./Play.....	4.2	n/a
<b>Net Yards Rushing</b> .....	1260	n/a
Avg./Game.....	114.5	n/a
Total Rushes.....	389	n/a
<b>Gross Yards Passing</b> .....	1415	n/a
Avg./Game.....	128.6	n/a
Att-Comp-Int.....	253-127-21	199-78-23
Comp. %.....	50.2	39.2
<b>Punts/Avg.</b> .....	n/a-40.0	n/a
<b>Penalties/Yards</b> .....	n/a-220	n/a
<b>Fumbles/ Ball Lost</b> .....	28-n/a	n/a
<b>Touchdowns</b> .....	28	n/a
Rushing.....	15	n/a
Passing.....	12	n/a
Returns.....	1	n/a

Scoring	TD	Ru	Pa	Rt	PAT	FG	S	Pts
Drake.....	9	9	0	0	0-0	0-0	0	54
Benton.....	8	0	7	1	0-0	0-0	0	48
Spadanicci.....	1	0	1	0	12-16	0-0	0	18
C. Davis.....	1	1	0	0	4-4	1-2	0	13
Hall.....	2	2	0	0	0-0	0-0	0	12
G. Smith.....	2	2	0	0	0-0	0-0	0	12
Dowd.....	1	0	0	1	0-0	0-0	0	6
Lazetich.....	1	0	1	0	0-0	0-0	0	6
McDonough.....	1	0	1	0	0-0	0-0	0	6
Russell.....	1	0	1	0	0-0	0-0	0	6
Wilson.....	1	0	1	0	0-0	0-0	0	6
Adams.....	0	0	0	0	5-5	0-0	0	5
Bostick.....	0	0	0	0	2-2	0-0	0	2
Moan.....	0	0	0	0	1-1	0-0	0	1
<b>Rams.....</b>	<b>28</b>	<b>15</b>	<b>12</b>	<b>1</b>	<b>24-28</b>	<b>1-2</b>	<b>0</b>	<b>195</b>
<b>Opponents...n/a</b>	<b>n/a</b>	<b>n/a</b>	<b>n/a</b>	<b>n/a</b>	<b>n/a</b>	<b>n/a</b>	<b>0</b>	<b>164</b>

Passing	Att.	Comp.	Yds.	Pct.	Yds./Att.	TD	TD%	Int.	Int%	Rating
Hall.....	208	106	1227	51.0	5.90	9	4.3	13	6.3	57.5
Slovak.....	27	13	97	48.1	3.59	2	7.4	5	18.5	42.3
Moan.....	9	3	77	33.3	8.56	1	11.1	2	22.2	63.0
G. Smith.....	5	4	3	80.0	0.60	0	0.0	0	0.0	79.2
Smilanich.....	2	1	11	50.0	5.50	0	0.0	0	0.0	66.7
Russell.....	1	0	0	0.0	0.00	0	0.0	0	0.0	39.6
Rodak.....	1	0	0	0.0	0.00	0	0.0	1	100.0	0.0
<b>Rams.....</b>	<b>253</b>	<b>127</b>	<b>1415</b>	<b>50.2</b>	<b>5.59</b>	<b>12</b>	<b>4.7</b>	<b>21</b>	<b>8.3</b>	<b>48.4</b>
<b>Opponents.....</b>	<b>199</b>	<b>78</b>	<b>n/a</b>	<b>39.2</b>	<b>n/a</b>	<b>n/a</b>	<b>n/a</b>	<b>n/a</b>	<b>n/a</b>	<b>n/a</b>

Rushing	No.	Yds.	Avg.	LG	TD
Hall.....	120	458	3.8	n/a	2
Drake.....	118	453	3.8	n/a	9
Slovak.....	42	135	3.2	n/a	0
G. Smith.....	58	98	1.7	n/a	2
McRaven.....	7	29	4.1	n/a	0
Lazetich.....	6	23	3.8	n/a	0
Russell.....	9	21	2.3	n/a	0
Patt.....	6	20	3.3	n/a	0
Benton.....	7	19	2.7	n/a	0
C. Davis.....	13	15	1.2	n/a	1
Hitt.....	1	3	3.0	3	0
Rodak.....	1	-1	-1.0	-1	0
Smilanich.....	1	-3	-3.0	-3	0
Moan.....	2	-15	-7.5	n/a	0
<b>Rams.....</b>	<b>389</b>	<b>125</b>	<b>3.2</b>	<b>n/a</b>	<b>15</b>

Receiving	No.	Yds.	Avg.	LG	TD
Spadanicci.....	32	292	9.1	n/a	1
Benton.....	27	388	14.4	n/a	7
Patt.....	15	165	11.0	n/a	0
Wilson.....	8	108	13.5	n/a	1
McDonough.....	8	73	9.1	n/a	1
Lazetich.....	8	44	5.5	n/a	1
Russell.....	5	67	13.4	n/a	1
Drake.....	5	53	10.6	n/a	0
Rodak.....	4	54	13.5	n/a	0
Hitt.....	4	51	12.8	n/a	0
G. Smith.....	3	57	19.0	n/a	0
C. Davis.....	3	49	16.3	n/a	0
Barle.....	2	16	8.0	n/a	0
McRaven.....	2	14	7.0	n/a	0
Hall.....	1	-16	-16.0	-16	0
<b>Rams.....</b>	<b>127</b>	<b>1415</b>	<b>11.1</b>	<b>n/a</b>	<b>12</b>
<b>Opponents.....</b>	<b>78</b>	<b>n/a</b>	<b>n/a</b>	<b>n/a</b>	<b>n/a</b>

Punting	No.	Yds.	Avg.	LG
Hall.....	58	2378	41.0	80
C. Davis.....	10	390	39.0	58
Russell.....	8	329	41.1	56
Bostick.....	1	55	55.0	55
Moan.....	1	30	30.0	30
Slovak.....	1	15	15.0	15
<b>Rams.....</b>	<b>79</b>	<b>3197</b>	<b>40.5</b>	<b>80</b>



DATE	W/L	Score	Opponent.....	Attend.
9/11	L	17-26	@ Green Bay .....	(8,247)
9/17	L	6-7	CHICAGO CARDINALS .....	(7,500)
9/25	L	13-37	@ Washington .....	(25,000)
10/2	W	21-17	DETROIT .....	(8,012)
10/9	W	14-7	CHICAGO BEARS .....	(8,024)
10/23	W	23-21	@ Chicago Bears .....	(18,705)
10/30	L	7-28	GREEN BAY .....	(18,483)
11/6	L	0-6	@ Detroit .....	(30,140)
11/13	L	0-28	@ New York .....	(25,000)
11/27	L	17-31	@ Chicago Cardinals .....	(10,000)
12/4	W	13-7	Pittsburgh (New Orleans) ...	(7,500)

	RAMS	OPP.
<b>First Downs</b> .....	101	n/a
<b>Total Yards</b> .....	2253	3020
Avg./Game.....	204.8	274.5
<b>Total Plays</b> .....	585	n/a
Avg./Play.....	3.9	n/a
<b>Net Yards Rushing</b> .....	798	n/a
Avg./Game.....	72.5	n/a
Total Rushes.....	340	n/a
<b>Gross Yards Passing</b> .....	1363	n/a
Avg./Game.....	123.9	n/a
Att-Comp-Int.....	245-88-35	172-77-n/a
Comp. % .....	35.9	44.8
<b>Punts/Avg.</b> .....	n/a-44	n/a
<b>Penalties/Yards</b> .....	n/a-195	n/a
<b>Fumbles/ Ball Lost</b> .....	23-n/a	n/a
<b>Touchdowns</b> .....	18	n/a
Rushing.....	5	n/a
Passing.....	9	n/a
Returns.....	4	n/a

Scoring	TD	Ru	Pa	Rt	PAT	FG	S	Pts
Benton .....	6	0	5	1	0-0	0-0	0	36
Peterson .....	2	1	1	0	2-2	2-2	0	20
C. Davis.....	3	3	0	0	1-1	0-0	0	19
Alfonse.....	2	0	0	2	0-0	0-0	0	12
Snyder.....	0	0	0	0	7-10	1-2	0	10
Goddard.....	1	0	1	0	1-1	0-0	0	7
Drake.....	1	1	0	0	0-0	0-0	0	6
Kovatch.....	1	0	1	0	0-0	0-0	0	6
Littlefield.....	1	0	0	1	0-0	0-0	0	6
Pincura.....	1	0	1	0	0-0	0-0	0	6
Tuckey.....	0	0	0	0	2-2	0-0	0	2
Zoll.....	0	0	0	0	1-1	0-0	0	1
B. Davis.....	0	0	0	0	0-1	0-0	0	0
<b>Rams.....</b>	<b>18</b>	<b>5</b>	<b>9</b>	<b>4</b>	<b>14-18</b>	<b>3-4</b>	<b>0</b>	<b>131</b>
<b>Opponents...n/a</b>	<b>n/a</b>	<b>n/a</b>	<b>n/a</b>	<b>n/a</b>	<b>n/a</b>	<b>n/a</b>	<b>n/a</b>	<b>215</b>

Passing	Att.	Comp.	Yds.	Pct.	Yds./Att.	TD	TD%	Int.	Int%	LG	Rating
Snyder.....	87	36	631	41.4	7.25	7	8.0	9	10.3	n/a	54.0
Goddard.....	43	19	238	44.2	5.53	0	0	6	13.9	n/a	22.4
Pincura.....	33	13	240	39.4	7.27	1	3.0	7	21.2	n/a	35.7
Tuckey.....	26	7	110	26.9	4.23	1	3.8	2	7.7	n/a	25.5
B. Davis.....	24	6	49	25.0	2.04	0	0	2	7.7	n/a	44.4
Littlefield.....	15	1	23	6.7	1.53	0	0	5	33.3	23	0.0
R. Johnson .....	5	3	45	60.0	9.00	0	0	1	20.0	n/a	50.0
Drake.....	3	1	8	33.3	2.66	0	0	0	0.0	8	42.4
Alfonse.....	2	2	19	100.0	9.50	0	0	0	0.0	n/a	106.3
C. Davis.....	1	0	0	0.0	0.00	0	0	0	0.0	0	39.6
Peterson.....	6	0	0	0.0	0.00	0	0	2	0.0	0	0.0
<b>Rams.....</b>	<b>245</b>	<b>88</b>	<b>1363</b>	<b>35.9</b>	<b>5.56</b>	<b>9</b>	<b>3.7</b>	<b>34</b>	<b>13.9</b>	<b>n/a</b>	<b>27.9</b>
<b>Opponents.....</b>	<b>172</b>	<b>77</b>	<b>n/a</b>	<b>44.8</b>	<b>n/a</b>	<b>n/a</b>	<b>n/a</b>	<b>n/a</b>	<b>n/a</b>	<b>n/a</b>	<b>n/a</b>

Rushing	No.	Yds.	Avg.	LG	TD
C. Davis.....	71	202	2.8	n/a	3
Drake.....	74	188	2.5	n/a	1
B. Davis.....	22	100	4.5	n/a	0
Snyder.....	44	78	1.8	n/a	0
Peterson.....	21	70	3.3	n/a	1
Littlefield.....	19	69	3.3	n/a	0
Spadaccini.....	9	46	5.1	n/a	0
Tuckey.....	14	37	2.6	n/a	0
Alfonse.....	16	16	1.0	n/a	0
Brazell.....	4	14	3.5	n/a	0
Pincura.....	2	-6	-3.0	n/a	0
Goddard.....	40	-16	-0.4	n/a	0
<b>Rams.....</b>	<b>336</b>	<b>798</b>	<b>2.4</b>	<b>n/a</b>	<b>5</b>

Receiving	No.	Yds.	Avg.	LG	TD
Benton.....	21	418	19.9	n/a	5
Hamilton.....	10	187	18.7	n/a	0
Spadaccini.....	8	101	12.6	n/a	0
Kovatch.....	8	97	12.1	n/a	1
Brazell.....	7	100	14.3	n/a	0
Goddard.....	6	128	21.3	n/a	1
Stephens.....	6	75	12.5	n/a	0
Pincura.....	6	72	12.0	n/a	1
Peterson.....	4	43	10.8	n/a	1
B. Davis.....	3	31	10.3	n/a	0
Alfonse.....	2	47	23.5	n/a	0
Drake.....	2	13	6.5	n/a	0
Snyder.....	1	16	16.0	16	0
Bucklew.....	1	14	14.0	14	0
Tuckey.....	1	10	10.0	10	0
Littlefield.....	1	9	9.0	9	0
C. Davis.....	1	2	2.0	2	0
<b>Rams.....</b>	<b>88</b>	<b>1363</b>	<b>15.5</b>	<b>n/a</b>	<b>9</b>
<b>Opponents.....</b>	<b>77</b>	<b>n/a</b>	<b>n/a</b>	<b>n/a</b>	<b>n/a</b>

DATE	W/L	Score	Opponent.....	Attend.
9/10	L	0-28	DETROIT.....	(15,500)
9/17	W	21-3	@ Philadelphia.....	(3,107)
9/26	L	7-9	@ Brooklyn.....	(12,000)
10/3	L	0-6	CHICAGO CARDINALS.....	(10,000)
10/10	L	2-20	CHICAGO BEARS.....	(5,000)
10/17	L	10-35	GREEN BAY.....	(12,000)
10/24	L	7-35	@ Green Bay.....	(8,600)
10/31	L	7-13	@ Chicago Cardinals.....	(9,923)
11/7	L	7-27	@ Detroit.....	(24,800)
11/21	L	7-16	WASHINGTON.....	(5,000)
11/28	L	7-15	@ Chicago Bears.....	(4,188)

	RAMS	OPP.
First Downs.....	88	n/a
Total Yards.....	1794	2702
Avg./Game.....	163.1	245.6
Total Plays.....	569	n/a
Avg./Play.....	3.2	n/a
Net Yards Rushing.....	930	n/a
Avg./Game.....	84.5	n/a
Total Rushes.....	401	n/a
Net Yards Passing.....	839	n/a
Avg./Game.....	76.3	n/a
Att-Comp-Int.....	168-59-21	155-67-15
Comp. %.....	35.1	43.2
Punts/Avg.....	n/a-36.0	n/a
Penalties/Yards.....	n/a-228	n/a
Fumbles/ Ball Lost.....	28-n/a	n/a
Touchdowns.....	10	n/a
Rushing.....	6	n/a
Passing.....	3	n/a
Return.....	1	n/a

Scoring	TD	Ru	Pa	Rt	PAT	FG	S	Pts
Drake.....	5	3	2	0	0-0	0-0	0	30
Snyder.....	1	1	0	0	7-7	1-n/a	0	16
Mattos.....	1	1	0	0	2-2	0-0	0	8
Goddard.....	1	1	0	0	1-1	0-0	0	7
Keeble.....	1	0	1	0	0-0	0-0	0	6
Miller.....	1	0	0	1	0-0	0-0	0	6
TEAM.....	0	0	0	0	0-0	0-0	1	2
<b>Rams.....</b>	<b>10</b>	<b>6</b>	<b>3</b>	<b>1</b>	<b>10-10</b>	<b>1-n/a</b>	<b>0</b>	<b>75</b>
<b>Opponents...n/a</b>	<b>n/a</b>	<b>n/a</b>	<b>n/a</b>	<b>0</b>	<b>n/a</b>	<b>n/a</b>	<b>0</b>	<b>207</b>

Passing	Att.	Comp.	Yds.	Pct.	Yds./Att.	TD	TD%	Int.	Int%	LG	Rating
Snyder.....	66	25	378	37.9	5.73	2	3.0	6	9.1	n/a	29.7
Goddard.....	18	9	134	50.0	7.44	0	0.0	3	16.7	n/a	35.2
Pincura.....	27	9	92	33.3	3.41	0	0.0	3	11.1	n/a	4.5
Mattos.....	22	5	94	22.7	4.27	1	4.5	4	18.2	n/a	20.5
Brumbaugh.....	2	1	20	50.0	10.0	0	0.0	0	0.0	20	85.4
Alfonse.....	10	4	48	40.0	4.80	0	0.0	0	0.0	n/a	55.4
Keeble.....	9	2	25	22.2	2.78	0	0.0	3	33.3	n/a	0.0
Cooper.....	5	2	21	40.0	4.20	0	0.0	1	20.0	n/a	13.3
Barber.....	3	1	7	33.3	2.33	0	0.0	0	0.0	7	42.4
O'Neill.....	2	1	20	50.0	10.00	0	0.0	1	50.0	20	45.8
Drake.....	1	0	0	0.0	0.00	0	0.0	0	0.0	0	39.6
Gift.....	3	0	0	0.0	0.00	0	0.0	0	0.0	0	39.6
<b>Rams.....</b>	<b>129</b>	<b>51</b>	<b>726</b>	<b>39.5</b>	<b>5.63</b>	<b>3</b>	<b>2.3</b>	<b>21</b>	<b>16.3</b>	<b>n/a</b>	<b>26.6</b>
<b>Opponents.....</b>	<b>155</b>	<b>67</b>	<b>n/a</b>	<b>43.2</b>	<b>n/a</b>	<b>n/a</b>	<b>n/a</b>	<b>n/a</b>	<b>n/a</b>	<b>n/a</b>	<b>n/a</b>

Rushing	No.	Yds.	Avg.	LG	TD
Drake.....	98	333	3.4	n/a	3
Snyder.....	82	232	2.8	n/a	1
Goddard.....	38	97	2.6	n/a	1
Alfonse.....	33	60	1.8	n/a	0
Cooper.....	19	45	2.4	n/a	0
Keeble.....	12	40	3.3	n/a	0
Barber.....	14	35	2.5	n/a	0
Bettridge.....	21	35	1.7	n/a	0
R. Johnson.....	7	28	4.0	n/a	0
Mattos.....	26	16	0.6	n/a	1
O'Neill.....	4	12	3.0	n/a	0
Gift.....	3	7	2.3	n/a	0
Sebastian.....	6	4	0.7	n/a	0
Brumbaugh.....	2	1	0.5	n/a	0
Pincura.....	5	-22	-4.4	n/a	0
<b>Rams.....</b>	<b>401</b>	<b>930</b>	<b>2.3</b>	<b>n/a</b>	<b>6</b>

Receiving	No.	Yds.	Avg.	LG	TD
Busich.....	13	136	10.5	n/a	0
Pincura.....	12	139	11.6	n/a	0
Drake.....	10	172	17.2	n/a	2
Alfonse.....	5	113	22.6	n/a	0
Halleck.....	3	57	19.0	n/a	0
Bucklew.....	3	51	17.0	n/a	0
Goddard.....	3	43	14.3	n/a	0
Gift.....	3	20	6.7	n/a	0
Snyder.....	3	20	6.7	n/a	0
Keeble.....	1	42	42.0	42	1
Bettridge.....	1	17	17.0	17	0
Uzdavinis.....	1	15	15.0	15	0
Cooper.....	1	14	14.0	14	0
<b>Rams.....</b>	<b>59</b>	<b>839</b>	<b>16.8</b>	<b>n/a</b>	<b>3</b>
<b>Opponents.....</b>	<b>67</b>	<b>n/a</b>	<b>n/a</b>	<b>n/a</b>	<b>n/a</b>

# POSTSEASON GAME SUMMARIES



47



17

## NFC DIVISIONAL PLAYOFF GAME

GEORGIA DOME, ATLANTA, GA • SATURDAY, JANUARY 15, 2005

RAMS	7	10	0	0	- 17
Atlanta	14	14	10	9	- 47

ATL -- Crumpler 18-yard pass from Vick (Feely kick)  
 RAMS -- Curtis 57-yard pass from Bulger (Wilkins kick)  
 ATL -- Dunn 62-yard run (Feely kick)  
 ATL -- Dunn 19-yard run (Feely kick)  
 RAMS -- Holt 28-yard pass from Bulger (Wilkins kick)  
 ATL -- Rossum 68-yard punt return (Feely kick)  
 RAMS -- FG Wilkins 55  
 ATL -- Price 6-yard pass from Vick (Feely kick)  
 ATL -- FG Feely 38  
 ATL -- Smith tackles Bulger in end zone for safety  
 ATL -- Duckett 4-yard run (Feely kick)  
 PAID ATT -- 70,709

	RAMS	FALCONS
<b>First Downs</b> .....	19	18
Rushing .....	5	14
Passing .....	14	4
Penalty .....	0	0
<b>Third Down Efficiency</b> .....	6-10-60%	7-12-58%
<b>Fourth Down Efficiency</b> .....	0-0-0%	2-2-100%
<b>Total Net Yards</b> .....	339	397
Total Offensive Plays .....	58	58
Avg. Gain Per Play .....	5.9	6.8
<b>Rushes-Yards</b> .....	18-77	40-327
Avg. Gain Per Rush .....	4.3	8.2
<b>Net Passing Yards</b> .....	262	70
Att-Comp-Int .....	35-23-1	17-13-0
Avg. Gain Per Pass .....	6.7	3.9
<b>Sacks Allowed-Yards</b> .....	4-37	1-14
<b>Punts-Avg</b> .....	4-45.8	2-42.0
<b>Penalties-Yards</b> .....	4-26	4-32
<b>Fumbles-Lost</b> .....	1-1	1-1
<b>Time of Possession</b> .....	24:25	35:35

### RAMS STARTERS

WR	Torry Holt	LE	Bryce Fisher
LT	Orlando Pace	NT	Ryan Pickett
LG	Tom Nütten	DT	Damione Lewis
C	Andy McCollum	RE	Anthony Hargrove
RG	Adam Timmerman	WLB	Pisa Tinoisamoa
RT	Blaine Saipaia	MLB	Robert Thomas
TE	Cameron Cleeland	SLB	Tommy Polley
WR	Kevin Curtis	LC	Jerametrius Butler
QB	Marc Bulger	RC	Travis Fisher
TE	Brandon Manumaleuna	SS	Adam Archuleta
RB	Marshall Faulk	FS	Antuan Edwards

### RAMS SUBSTITUTIONS

P Kevin Stemke, K Jeff Wilkins, CB Kevin Garrett, CB DeJuan Groce, S Rich Coody, RB Aveion Cason, RB Steve Jackson, RB Joey Goodspeed, RB Chris Massey, LB Brandon Chillar, LB Trev Faulk, LB Drew Wahiroos, C Larry Turner, DT Jimmy Kennedy, T Grant Williams, WR Mike Furrey, WR Shaun McDonald, WR Dane Looker, DE Leonard Little, DE Erik Flowers, DT Brian Howard  
**DNP**-QB Jamie Martin, G Darnell Alford  
**IA**-QB Jeff Smoker, QB Chris Chandler, CB Dwight Anderson, RB Arlen Harris, RB Nick Burley, C Matt Lehr, WR Isaac Bruce, DE Tyoka Jackson

### PASSING

Rams	Att	Com	Yds	Tkd/Yd	TD	LG	IN
Marc Bulger	35	23	299	4/37	2	57t	1
Falcons	Att	Com	Yds	Tkd/Yd	TD	LG	IN
Michael Vick	16	12	82	1/14	2	18t	0
Warrick Dunn	1	1	2	0/0	0	2	0

### RUSHING

Rams	Att	Yds	Avg	LG	TD
Steven Jackson	9	32	3.6	15	0
Marshall Faulk	7	30	4.3	7	0
Dane Looker	1	11	11.0	11	0
Marc Bulger	1	4	4.0	4	0
Falcons	Att	Yds	Avg	LG	TD
Warrick Dunn	17	142	8.4	62t	2
Michael Vick	8	119	14.9	47	0
T.J. Duckett	15	66	4.4	13	1

### RECEIVING

Rams	No	Yds	Avg	LG	TD
Kevin Curtis	7	128	18.3	57t	1
Shaun McDonald	4	37	9.3	14	0
Marshall Faulk	4	31	7.8	14	0
Dane Looker	3	38	12.7	15	0
Torry Holt	2	42	21.0	28t	1
Steven Jackson	2	5	2.5	8	0
Brandon Manumaleuna	1	18	18.0	18	0
Falcons	No	Yds	Avg	LG	TD
Peerless Price	3	22	7.3	9	1
Alge Crumpler	2	22	11.0	18t	1
Michael Jenkins	2	19	9.5	14	0
Brian Finneran	2	8	4.0	6	0
DeAngelo Hall	1	6	6.0	6	0
Dez White	1	3	3.0	3	0
Michael Vick	1	2	2.0	2	0
Warrick Dunn	1	2	2.0	2	0

### INTERCEPTIONS

Rams	No	Yds	Avg	LG	TD
None					
Falcons	No	Yds	Avg	LG	TD
Jason Webster	1	0	0.0	0	0

### PUNTING

Rams	No	Yds	Avg	LG	TB	IN20	Blk
Kevin Stemke	4	183	45.8	54	1	0	0
Falcons	No	Yds	Avg	LG	TB	IN20	Blk
Chris Mohr	2	84	42.0	47	0	1	0

### PUNT RETURNS

Rams	No	FC	Yds	Avg	LG	TD
Shaun McDonald	0	1	0	0.0	0	0
Falcons	No	FC	Yds	Avg	LG	TD
Allen Rossum	3	0	152	50.7	68t	1

### KICKOFF RETURNS

Rams	No	Yds	Avg	LG	TD
Aveion Cason	6	122	20.3	25	0
Brandon Manumaleuna	1	0	0.0	0	0
Falcons	No	Yds	Avg	LG	TD
Allen Rossum	4	80	20.0	26	0

### SACKS

**Rams:** Leonard Little 1-14  
**Falcons:** Keith Brooking 1-20, Rod Coleman 1-10, Brady Smith 1-5, Travis Hall 1-2

## GAME NOTES

- WR Kevin Curtis had his second consecutive playoff 100-yard receiving game, making him the third player in Rams' history to have at least two straight such games in the playoffs. This also made him the second player in NFL history to have two 100-yard receiving games in the playoffs before having one in the regular season.
- QB Marc Bulger (944) passed Pat Haden (728) for fifth place on the Rams' all-time playoff passing list with his 299 yards in the air.
- RB Marshall Faulk (509) moved past Harold Jackson (505) for fourth place on the Rams' all-time playoff receiving list with 31 receiving yards.



## NFC WILDCARD GAME

QWEST FIELD, SEATTLE, WA • SATURDAY, JANUARY 8, 2005

RAMS	7	7	3	10	- 27
Seattle	3	7	3	7	- 20

RAMS -- Holt 15-yard pass from Bulger (Wilkins kick)  
 SEA -- FG Brown 47  
 RAMS -- Faulk 1-yard run (Wilkins kick)  
 SEA -- Ingram 19-yard pass from Hasselbeck (Brown kick)  
 SEA -- FG Brown 30  
 RAMS -- FG Wilkins 38  
 SEA -- Jackson 23-yard pass from Hasselbeck (Brown kick)  
 RAMS -- FG Wilkins 27  
 RAMS -- Clelland 17-yard pass from Bulger (Wilkins kick)  
 PAID ATT -- 65,397

	RAMS	SEAHAWKS
<b>First Downs</b> .....	22	24
Rushing .....	3	7
Passing .....	15	15
Penalty .....	4	2
<b>Third Down Efficiency</b> .....	9-14-64%	5-12-42%
<b>Fourth Down Efficiency</b> .....	0-0-0%	0-2-0%
<b>Total Net Yards</b> .....	396	413
Total Offensive Plays .....	64	66
Avg. Gain Per Play .....	6.2	6.3
<b>Rushes-Yards</b> .....	27-102	20-81
Avg. Gain Per Rush .....	3.8	4.1
<b>Net Passing Yards</b> .....	294	332
Att-Comp-Int .....	32-18-1	43-27-1
Avg. Gain Per Pass .....	7.9	7.2
<b>Sacks Allowed-Yards</b> .....	5-19	3-9
<b>Punts-Avg</b> .....	3-29.0	3-44.3
<b>Penalties-Yards</b> .....	4-30	9-61
<b>Fumbles-Lost</b> .....	0-0	2-0
<b>Time of Possession</b> .....	31:06	28:54

### RAMS STARTERS

WR	Torry Holt	LE	Bryce Fisher
LT	Orlando Pace	NT	Ryan Pickett
LG	Tom Nütten	DT	Jimmy Kennedy
C	Andy McCollum	RE	Anthony Hargrove
RG	Adam Timmerman	WLB	Pisa Tinoisamoa
RT	Blaine Saipaia	MLB	Robert Thomas
TE	Brandon Manumaleuna	SLB	Tommy Polley
WR	Isaac Bruce	LC	Jerametrius Butler
QB	Marc Bulger	RC	Travis Fisher
WR	Kevin Curtis	SS	Adam Archuleta
RB	Marshall Faulk	FS	Antuan Edwards

### RAMS SUBSTITUTIONS

P Kevin Stemke, K Jeff Wilkins, CB Kevin Garrett, CB DeJuan Groce, S Rich Coody, RB Aveion Cason, RB Steven Jackson, RB Joey Goodspeed, RB Chris Massey, LB Brandon Chillar, LB Trev Faulk, LB Drew Wahlroos, C Larry Turner, T Grant Williams, WR Mike Furrey, WR Shaun McDonald, TE Cameron Clelland, WR Dane Looker, DE Leonard Little, DT Damione Lewis, DE Erik Flowers, DT Brian Howard

**DNP**-QB Jamie Martin  
**IA**-QB Jeff Smoker, QB Chris Chandler, CB Dwight Anderson, RB Arlen Harris, RB Nick Burley, C Matt Lehr, G Darnell Alford, DE Tyoka Jackson

### PASSING

Rams	Att	Com	Yds	Tkd/Yd	TD	LG	IN
Marc Bulger	32	18	313	5/19	2	52	1
Seahawks	Att	Com	Yds	Tkd/Yd	TD	LG	IN
Matt Hasselbeck	43	27	341	3/9	2	25	1

### RUSHING

Rams	Att	Yds	Avg	LG	TD
Marshall Faulk	13	55	4.2	13	1
Steven Jackson	10	36	3.6	9	0
Marc Bulger	3	10	3.3	7	0
Isaac Bruce	1	1	1.0	1	0
Seahawks	Att	Yds	Avg	LG	TD
Shaun Alexander	15	40	2.7	9	0
Matt Hasselbeck	2	26	13.0	17	0
Maurice Morris	2	9	4.5	5	0
Mack Strong	1	6	6.0	6	0

### RECEIVING

Rams	No	Yds	Avg	LG	TD
Torry Holt	6	108	18.0	52	1
Kevin Curtis	4	107	26.8	50	0
Isaac Bruce	3	40	13.3	21	0
Marshall Faulk	2	12	6.0	12	0
Shaun McDonald	1	31	31.0	31	0
Cameron Clelland	1	17	17.0	17t	1
Steven Jackson	1	-2	-2.0	-2	0
Seahawks	No	Yds	Avg	LG	TD
Darrell Jackson	12	128	10.7	23t	1
Itula Mili	6	98	16.3	22	0
Koren Robinson	4	40	10.0	15	0
Bobby Ingram	3	34	11.3	19t	1
Shaun Alexander	1	25	25.0	25	0
Jerramy Stevens	1	16	16.0	16	0

### INTERCEPTIONS

Rams	No	Yds	Avg	LG	TD
Travis Fisher	1	0	0.0	0	0
Seahawks	No	Yds	Avg	LG	TD
Ken Hamlin	1	0	0.0	0	0

### PUNTING

Rams	No	Yds	Avg	LG	TB	IN20	Blk
Shaun Stemke	3	87	29.0	41	0	1	0
Seahawks	No	Yds	Avg	LG	TB	IN20	Blk
Ken Walter	3	133	44.3	48	0	0	0

### PUNT RETURNS

Rams	No	FC	Yds	Avg	LG	TD
Shaun McDonald	3	0	14	4.7	10	0
Seahawks	No	FC	Yds	Avg	LG	TD
Bobby Ingram	1	1	9	9.0	9	0

### KICKOFF RETURNS

Rams	No	Yds	Avg	LG	TD
Aveion Cason	5	101	20.2	24	0
Seahawks	No	Yds	Avg	LG	TD
Maurice Morris	6	109	18.2	21	0

### SACKS

**Rams:** Jimmy Kennedy 1-6, Robert Thomas 1-2, Damione Lewis 1-1

**Seahawks:** Chike Okeafor 2-14, Rocky Bernard 1-2, Chad Brown 1-2, Craig Terrill 0.5-0.5, Cedric Woodard 0.5-0.5

## GAME NOTES

- St. Louis became the first 8-8 team to win a playoff game in NFL history, duplicated by Minnesota the following day.
- St. Louis became the 11th team in NFL history to sweep three games in one season from a divisional foe.
- WR Torry Holt (588) moved into second place on the Rams' all-time playoff receiving list by passing Hall of Famer Tom Fears (572) with his 108 receiving yards.
- K Jeff Wilkins' two field goals and three PATs helped extend his franchise record for playoff scoring to 72.
- CB Travis Fisher made his first career playoff interception.



23



20T



29

### NFC DIVISIONAL PLAYOFF GAME

EDWARD JONES DOME, ST. LOUIS, MO • SATURDAY, JANUARY 10, 2004

Carolina	0	10	6	7	6	29
RAMS	3	6	3	11	0	23

RAMS - FG Wilkins 20  
 RAMS - FG Wilkins 26  
 CAR - Muhammad fumble recovery in end zone (Kasay kick)  
 RAMS - FG Wilkins 24  
 CAR - FG Kasay 45  
 RAMS - FG Wilkins 51  
 CAR - FG Kasay 52  
 CAR - FG Kasay 34  
 CAR - Hoover 7-yard run (Kasay kick)  
 RAMS - Faulk 1-yard run (Bulger-Looker pass)  
 RAMS - FG Wilkins 33  
 CAR - Smith 69-yard pass from Delhomme  
 PAID ATT -- 66,165

	PANTHERS	RAMS
<b>First Downs</b> .....	24	23
Rushing .....	10	4
Passing .....	12	17
Penalty .....	2	2
<b>Third Down Efficiency</b> .....	9-17-53%	5-13-38%
<b>Fourth Down Efficiency</b> .....	0-0-0%	1-1-100%
<b>Total Net Yards</b> .....	485	380
Total Offensive Plays .....	71	71
Avg. Gain Per Play .....	6.8	5.4
<b>Rushes-Yards</b> .....	41-216	23-64
Avg. Gain Per Rush .....	5.3	2.8
<b>Net Passing Yards</b> .....	269	316
Att-Comp-Int .....	27-16-1	46-27-3
Avg. Gain Per Pass .....	9.0	6.6
<b>Sacks Allowed-Yards</b> .....	3-21	2-16
<b>Punts-Avg</b> .....	2-36.5	1-46.0
<b>Penalties-Yards</b> .....	13-92	5-33
<b>Fumbles-Lost</b> .....	1-0	0-0
<b>Time of Possession</b> .....	41:06	34:04

#### RAMS STARTERS

WR	Torry Holt	LE	Leonard Little
LT	Orlando Pace	LDT	Brian Young
LG	Andy McCollum	RD	Ryan Pickett
C	Dave Wohlabaugh	RE	Grant Wistrom
RG	Adam Timmerman	LB	Pisa Tinoisamoa
RT	Kyle Turlay	LB	Tommy Polley
TE	Brandon Manumaleuna	LC	Jerametrius Butler
WR	Isaac Bruce	RC	Travis Fisher
QB	Marc Bulger	SS	Adam Archuleta
TE	Cameron Cleeland	FS	Aeneas Williams
RB	Marshall Faulk	S	Jason Sehorn

#### RAMS SUBSTITUTIONS

P Sean Landeta, K Jeff Wilkins, CB Kevin Garrett, S Rich Coady, RB Arlen Harris, RB Joey Goodspeed, LS Chris Massey, LB Justin Smith, LB Robert Thomas, LB Jeremy Loyd, LB Jamie Duncan, T John S. Clair, T Grant Wilkins, WR Mike Furrey, WR Dane Looker, DT Damione Lewis, DE Bryce Fisher, DE Erik Flowers, DT Tyoka Jackson  
**DNP**-QB Kurt Warner, RB Lamar Gordon, WR Kevin Curtis, WR Shaun McDonald  
**IA**-QB Scott Covington, CB DeJuan Groce, CB Fred Weary, LB Trev Faulk, G David Loverne, G Scott Terzero, G Andy King, DT Jimmy Kennedy

#### PASSING

Panthers	Att	Com	Yds	Tkd/Yd	TD	LG	IN
Jake Delhomme	26	16	290	3/21	1	69t	1
Steve Smith	1	0	0	1/4	0	0	0
Rams	Att	Com	Yds	Tkd/Yd	TD	LG	IN
Marc Bulger	46	27	332	2/16	0	28	3

#### RUSHING

Panthers	Att	Yds	Avg	LG	TD
DeShaun Foster	21	95	4.5	17	0
Stephen Davis	6	86	14.3	64	0
Nick Goings	6	22	3.7	9	0
Brad Hoover	2	9	4.5	7t	1
Steve Smith	1	7	7.0	7	0
Muhsin Muhammad	1	3	3.0	3	0
Jake Delhomme	4	-6	-1.5	2	0
Rams	Att	Yds	Avg	LG	TD
Marshall Faulk	19	53	2.8	8	1
Marc Bulger	4	11	2.8	7	0

#### RECEIVING

Panthers	No	Yds	Avg	LG	TD
Steve Smith	6	163	27.2	69t	1
Muhsin Muhammad	5	70	14.0	24	0
Brad Hoover	2	16	8.0	11	0
Jermaine Wiggins	1	21	21.0	21	0
Nick Goings	1	12	12.0	12	0
DeShaun Foster	1	8	8.0	8	0
Rams	No	Yds	Avg	LG	TD
Marshall Faulk	9	78	8.7	25	0
Isaac Bruce	7	116	16.6	26	0
Mike Furrey	4	30	7.5	10	0
Dane Looker	2	31	15.5	24	0
Torry Holt	2	21	10.5	13	0
Cameron Cleeland	1	28	28.0	28	0
Brandon Manumaleuna	1	19	19.0	19	0
Joey Goodspeed	1	9	9.0	9	0

#### INTERCEPTIONS

Panthers	No	Yds	Avg	LG	TD
Deon Grant	1	16	16.0	16	0
Ricky Manning	1	0	0.0	0	0
Mike Minter	1	-1	-1.0	-1	0
Rams	No	Yds	Avg	LG	TD
Tommy Polley	1	37	37.0	37	0

#### PUNTING

Panthers	No	Yds	Avg	LG	TBIN20Bik
Todd Sauerbrun	2	73	36.5	40	0 0 0
Rams	No	Yds	Avg	LG	TBIN20Bik
Sean Landeta	1	46	46.0	46	0 0 0

#### PUNT RETURNS

Panthers	No	FC	Yds	Avg	LG	TD
Steve Smith	0	1	0	0.0	0	0
Rams	No	FC	Yds	Avg	LG	TD
Dane Looker	0	1	0	0.0	0	0
Mike Furrey	0	1	0	0.0	0	0

#### KICKOFF RETURNS

Panthers	No	Yds	Avg	LG	TD
Rod Smart	5	123	24.6	30	0
Brad Hoover	1	19	19.0	19	0
Rams	No	Yds	Avg	LG	TD
Arlen Harris	5	124	24.8	33	0

#### SACKS

**Panthers:** Julius Peppers 1-10, Greg Favors 1-6  
**Rams:** Brian Young 2-10, Tyoka Jackson 1-11

### GAME NOTES

- The game was the fifth-longest playoff game in NFL history (75:10).
- The Rams rallied from a 23-12 deficit in the final 6:29 to force overtime. RB Marshall Faulk scored on a 1-yard touchdown run, WR Dane Looker caught a two-point conversion pass, and Wilkins recovered his own onside kick before making a field-goal to send the game to overtime.
- K Jeff Wilkins tied an NFL post season record for made field goals (five) and attempts (six).
- RB Marshall Faulk tied a team playoff record with nine receptions (78 yards).
- WR Isaac Bruce set a team playoff record with his fourth 100-yard receiving game (seven receptions, 116 yards).



17



20

SUPER BOWL XXXVI

LOUISIANA SUPERDOME, NEW ORLEANS, LA • SUNDAY, FEBRUARY 3, 2002

Summary table with columns: Rams, Patriots, Yards, Touchdowns, Field Goals, Penalties, Time of Possession.

RAMS -- FG Wilkins 50
NE -- Law 47-yard interception return (Vinatieri kick)
NE -- Patten 8-yard pass from Brady (Vinatieri kick)
NE -- FG Vinatieri 37
RAMS -- Warner 2-yard run (Wilkins kick)
RAMS -- Proehl 26-yard pass from Warner (Wilkins kick)
NE -- FG Vinatieri 48
PAID ATT -- 72,922

Statistical comparison table between Rams and Patriots for various categories like First Downs, Total Net Yards, Net Passing Yards, etc.

RAMS STARTERS

Lineup table for Rams starters including WR, LT, LG, C, RG, RT, RB, TE, QB, RB, FB.

RAMS SUBSTITUTIONS

P John Baker, K Jeff Wilkins, CB Jerametrius Butler, RB Trung Canidate, RB Robert Holcombe, S Willie Gary, CB Dre' Bly, S Nick Sorensen, TE Jeff Robinson, T Ryan Tucker, LB Mark Fields, LB O.J. Brigance, C/G Frank Garcia, G Cameron Spikes, DE Sean Moran, DT Ryan Pickett, WR Az-Zahir Hakim, WR Yo Murphy, TE Brandon Manumaleuna, WR Ricky Proehl, DE Leonard Little, DT Tyoka Jackson
DNP-QB Jamie Martin
IA-QB Marc Bulger, RB Justin Watson, S Rich Coody, LB Brian Allen, LB Dustin Cohen, T John St. Clair, G Kaulana Noa

PASSING

Passing statistics table for Rams and Patriots.

RUSHING

Rushing statistics table for Rams and Patriots.

Player statistics table for Rams and Patriots including Kurt Warner, Az-Zahir Hakim, James Hodgins, etc.

RECEIVING

Receiving statistics table for Rams and Patriots.

INTERCEPTIONS

Interceptions statistics table for Rams and Patriots.

PUNTING

Punting statistics table for Rams and Patriots.

PUNT RETURNS

Punt returns statistics table for Rams and Patriots.

KICKOFF RETURNS

Kickoff returns statistics table for Rams and Patriots.

SACKS

Rams: Leonard Little 1-7, Grant Wistrom 1-4
Patriots: Willie McGinest 1-16, Richard Seymour 1-7, Bobby Hamilton 1-5

GAME NOTES

- The Rams made their second Super Bowl appearance in three seasons, and eighth overall NFL Championship appearance.
K Jeff Wilkins' 50-yard field goal in the first quarter was the third-longest in Super Bowl history.
The Patriots had a 17-3 lead before St. Louis opened up the fourth quarter by going on a 12-play, 77-yard drive that resulted in a 2-yard touchdown run by Warner to narrow the Rams' deficit at 17-10.
The Rams got the ball back with 1:51 left in the game and scored three plays later (with 1:37 to go) on a Warner pass to WR Ricky Proehl for a 26-yard touchdown that tied to score at 17-17.
New England then went on a nine-play, 53-yard drive that took the remainder of the game, culminating in a 48-yard, game-winning field goal by Vinatieri as time expired.



29



24

NFC CHAMPIONSHIP GAME
DOMES AT AMERICA'S CENTER, ST. LOUIS, MO • SUNDAY, JANUARY 27, 2002

Philadelphia 3 14 0 7 - 24
RAMS 10 3 9 7 - 29

RAMS -- Bruce 5-yard pass from Warner (Wilkins kick)
PHI -- FG Akers 46
RAMS -- FG Wilkins 27
PHI -- Staley 1-yard run (Akers kick)
RAMS -- FG Wilkins 39
PHI -- Pinkston 12-yard pass from McNabb (Akers kick)
RAMS -- FG Wilkins 41
RAMS -- Faulk 1-yard run (pass failed)
RAMS -- Faulk 1-yard run (Wilkins kick)
PHI -- McNabb 3-yard run (Akers kick)
PAID ATT -- 66,502

Summary table with columns EAGLES and RAMS. Rows include First Downs, Rushing, Passing, Third Down Efficiency, Fourth Down Efficiency, Total Net Yards, Rushes-Yards, Net Passing Yards, Sacks Allowed-Yards, Punts-Avg, Penalties-Yards, Fumbles-Lost, Time of Possession.

RAMS STARTERS

Player list for Rams starters: WR Torry Holt, LT Orlando Pace, LG Tom Nütten, C Andy McCollum, RG Adam Timmerman, RT Rod Jones, WR Ricky Proehl, WR Isaac Bruce, QB Kurt Warner, WR Az-Zahir Hakim, RB Marshall Faulk, LE Chidi Ahanotu, LDT Brian Young, RDT Jeff Zgonina, RE Grant Wistrom, LLB Don Davis, MLB London Fletcher, RLB Tommy Polley, LC Aeneas Williams, RC Dexter McCleon, SS Adam Archuleta, FS Kim Herring.

RAMS SUBSTITUTIONS

P John Baker, K Jeff Wilkins, CB Jerametrius Butler, RB Trung Canidate, RB Robert Holcombe, S Willie Gary, CB Dre' Bly, S Nick Sorensen, RB James Hodgins, TE Jeff Robinson, T Ryan Tucker, LB Mark Fields, LB Dustin Cohen, LB O.J. Briganace, C/G Frank Garcia, DE Sean Moran, DT Ryan Pickett, WR Yo Murphy, TE Ernie Conwell, TE Brandon Manumaleuna, DE Leonard Little, DT Tyoka Jackson
DNP-QB Jamie Martin
IA-QB Marc Bulger, RB Justin Watson, S Rich Coady, LB Brian Allen, T John St. Clair, G Kaulana Noa, G Cameron Spikes

PASSING

Passing stats table with columns Att, Com, Yds, Tkd/Yd, TD, LG IN. Rows for Donovan McNabb and Kurt Warner.

RUSHING stats table with columns Att, Yds, Avg, LG, TD. Rows for Eagles (Correll Buckhalter, Duce Staley, Donovan McNabb, James Thrash) and Rams (Marshall Faulk, Kurt Warner).

RECEIVING stats table with columns No, Yds, Avg, LG, TD. Rows for Eagles (Duce Staley, Chad Lewis, James Thrash, Todd Pinkston, Freddie Mitchell) and Rams (Isaac Bruce, Torry Holt, Marshall Faulk, Ernie Conwell, Az-Zahir Hakim).

INTERCEPTIONS stats table with columns No, Yds, Avg, LG, TD. Rows for Eagles (None) and Rams (Aeneas Williams).

PUNTING stats table with columns No, Yds, Avg, LG, TBIN20, Blk. Rows for Eagles (Sean Landeta) and Rams (John Baker).

PUNT RETURNS stats table with columns No, FC, Yds, Avg, LG, TD. Rows for Eagles (Brian Mitchell) and Rams (Dre' Bly).

KICKOFF RETURNS stats table with columns No, Yds, Avg, LG, TD. Rows for Eagles (Brian Mitchell, Dameane Douglas) and Rams (Yo Murphy, Trung Canidate).

SACKS

Eagles: Derrick Burgess 1-2
Rams: Leonard Little 2-15, Grant Wistrom 1-10

GAME NOTES

- The Rams won their second NFC Championship in three years and third all time.
St. Louis won their fifth consecutive home playoff game.
RB Marshall Faulk rushed 31 times for a career-high 159 yards and two touchdowns. Faulk's rushing yardage total was the third-highest postseason total in franchise history.
CB Aeneas Williams' interception with 1:55 left in the game helped seal the Rams victory.
Led by Faulk rushing 22 times for 75 yards and two touchdowns after halftime, the Rams held a 20:51-9:09 time of possession advantage in the second half.



## NFC DIVISIONAL PLAYOFF GAME

DOME AT AMERICA'S CENTER, ST. LOUIS, MO • SUNDAY, JANUARY 20, 2002

Green Bay	7	3	0	7	-17
RAMS	7	17	14	7	-45

RAMS -- Williams 29-yard interception return (Wilkins kick)  
 GB -- Freeman 22-yard pass from Favre (Longwell kick)  
 RAMS -- Holt 4-yard pass from Warner (Wilkins kick)  
 RAMS -- Hodgins 4-yard pass from Warner (Wilkins kick)  
 GB -- FG Longwell 28  
 RAMS -- FG Wilkins 27  
 RAMS -- Faulk 7-yard run (Wilkins kick)  
 RAMS -- Polley 34-yard interception return (Wilkins kick)  
 RAMS -- Williams 32-yard interception return (Wilkins kick)  
 GB -- Freeman 8-yard pass from Favre (Longwell kick)  
 PAID ATT -- 66,338

PACKERS		RAMS	
<b>First Downs</b> .....	19	13	
Rushing .....	6	5	
Passing .....	13	8	
Penalty .....	0	0	
<b>Third Down Efficiency</b> .....	5-12-42%	3-12-25%	
<b>Fourth Down Efficiency</b> .....	0-1-0%	0-2-0%	
<b>Total Net Yards</b> .....	383	292	
Total Offensive Plays .....	68	54	
Avg. Gain Per Play .....	5.6	5.4	
<b>Rushes-Yards</b> .....	22-118	22-91	
Avg. Gain Per Rush .....	5.4	4.1	
<b>Net Passing Yards</b> .....	265	201	
Att-Comp-Int .....	44-26-6	30-18-1	
Avg. Gain Per Pass .....	5.8	6.3	
<b>Sacks Allowed-Yards</b> .....	2-16	2-15	
<b>Punts-Avg</b> .....	3-43.7	5-42.0	
<b>Penalties-Yards</b> .....	3-20	4-30	
<b>Fumbles-Lost</b> .....	3-2	0-0	
<b>Time of Possession</b> .....	32:22	27:38	

### RAMS STARTERS

WR	Torry Holt	LE	Chidi Ahanotu
LT	Orlando Pace	LDT	Brian Young
LG	Tom Nütten	RDT	Jeff Zgonina
C	Andy McCollum	RE	Grant Wistrom
RG	Adam Timmerman	LLB	Don Davis
RT	Rod Jones	MLB	London Fletcher
TE	Ernie Conwell	RLB	Tommy Polley
WR	Isaac Bruce	LC	Aeneas Williams
QB	Kurt Warner	RC	Dexter McCleon
FB	James Hodgins	SS	Adam Archuleta
RB	Marshall Faulk	FS	Kim Herring

### RAMS SUBSTITUTIONS

P John Baker, K Jeff Wilkins, CB Jerametrius Butler, RB Trung Candidate, RB Robert Holcombe, S Willie Gary, CB Dre' Bly, RB Justin Watson, S Nick Sorensen, TE Jeff Robinson, LB Mark Fields, LB O.J. Brigrance, C/G Frank Garcia, DE Sean Moran, DT Ryan Pickett, WR Az-Zahir Hakim, WR Yo Murphy, TE Brandon Manumaleuna, WR Ricky Proehl, DE Leonard Little, DT Tyoka Jackson  
**DNP**-QB Jamie Martin, T Ryan Tucker  
**IA**-QB Marc Bulger, S Rich Coady, LB Brian Allen, LB Dustin Cohen, T John St. Clair, G Kaulana Noa, G Cameron Spikes

PACKERS		ATT		COM		YDS		TKD/YD		TD		LG		IN	
Brett Favre	44	26	281	2/16	2	27	6								
RAMS		ATT		COM		YDS		TKD/YD		TD		LG		IN	
Kurt Warner	30	18	216	2/15	2	50	1								

### RUSHING

PACKERS		ATT		YDS		AVG		LG		TD	
Ahman Green	16	94	5.9	49	0						

RAMS		ATT		YDS		AVG		LG		TD	
Donald Driver	1	16	16.0	16	0						
Dorsey Levins	1	6	6.0	6	0						
Brett Favre	3	3	1.0	4	0						
Doug Pederson	1	-1	-1.0	-1	0						
RAMS		ATT		YDS		AVG		LG		TD	
Marshall Faulk	16	82	5.1	38	1						
Az-Zahir Hakim	1	9	9.0	9	0						
Kurt Warner	4	0	0.0	3	0						
Ernie Conwell	1	0	0.0	0	0						

### RECEIVING

PACKERS		NO		YDS		AVG		LG		TD	
Ahman Green	8	55	6.9	13	0						
Antonio Freeman	7	64	9.1	22	2						
Corey Bradford	5	79	15.8	27	0						
Bill Schroeder	2	39	19.5	25	0						
Dorsey Levins	2	23	11.5	12	0						
Bubba Franks	2	21	10.5	15	0						
RAMS		NO		YDS		AVG		LG		TD	
Marshall Faulk	6	47	7.8	23	0						
Torry Holt	5	84	16.8	50	1						
Az-Zahir Hakim	4	35	8.8	15	0						
Jeff Robinson	1	27	27.0	27	0						
Isaac Bruce	1	19	19.0	19	0						
James Hodgins	1	4	4.0	4	1						

### INTERCEPTIONS

PACKERS		NO		YDS		AVG		LG		TD	
Darren Sharper	1	0	0.0	0	0						
RAMS		NO		YDS		AVG		LG		TD	
Aeneas Williams	2	61	30.5	32	2						
Tommy Polley	2	35	17.5	34	1						
Kim Herring	1	45	45.0	45	0						
Dexter McCleon	1	20	20.0	20	0						

### PUNTING

PACKERS		NO		YDS		AVG		LG		TBIN20		BLK	
Jason Bidwell	3	131	43.7	0	2	0							
RAMS		NO		YDS		AVG		LG		TBIN20		BLK	
John Baker	5	210	42.0	53	1	2	0						

### PUNT RETURNS

PACKERS		NO		FC		YDS		AVG		LG		TD	
Allen Rossum	1	0	6	6.0	6	0							
RAMS		NO		FC		YDS		AVG		LG		TD	
Dre' Bly	1	2	6	6.0	6	0							

### KICKOFF RETURNS

PACKERS		NO		YDS		AVG		LG		TD	
Allen Rossum	4	83	20.8	25	0						
Herbert Goodman	2	33	16.5	20	0						
Tod McBride	1	16	16.0	16	0						
RAMS		NO		YDS		AVG		LG		TD	
Yo Murphy	3	76	25.3	33	0						

### SACKS

**Packers:** Na'il Diggs 1-9, Kabeer Gbaja-Biamila 1-6  
**Rams:** Tyoka Jackson 1-10, Sean Moran 1-6

## GAME NOTES

- The Rams won their fourth consecutive home playoff game.
- St. Louis tied an NFL postseason record for most interception returns for a touchdown in a game with three, tying the Chicago Bears vs. Washington, 12/8/40.
- The Rams also established a team postseason record for most interception returns for a touchdown with three, as the previous record was two interceptions for touchdown in a 35-23 win vs. the St. Louis Cardinals 12/27/75.
- CB Aeneas Williams established an NFL postseason record for most interception returns for a touchdown with two in one game, the previous record was one held by many players.
- RB Marshall Faulk registered a postseason career-high with 82 rushing yards in 16 attempts with one touchdown.





31



28

### NFC WILDCARD GAME

LOUISIANA SUPERDOME, NEW ORLEANS, LA • SATURDAY, DECEMBER 30, 2000

RAMS	7	0	0	21	- 28
New Orleans	0	10	7	14	- 31

RAMS -- Bruce 17-yard pass from Warner (Wilkins kick)  
 NO -- Wilson 12-yard pass from Brooks (Brien kick)  
 NO -- FG Brien 33  
 NO -- Jackson 10-yard pass from Brooks (Brien kick)  
 NO -- Jackson 49-yard pass from Brooks (Brien kick)  
 NO -- Jackson 16-yard pass from Brooks (Brien kick)  
 RAMS -- Proehl 17-yard pass from Warner (run failed)  
 RAMS -- Faulk 25-yard pass from Warner (Wilkins kick)  
 RAMS -- Warner 5-yard run (Warner to Faulk pass)  
 PAID ATT -- 64,900

	RAMS	SAINTS
<b>First Downs</b> .....	17	17
Rushing .....	1	1
Passing .....	16	14
Penalty .....	0	2
<b>Third Down Efficiency</b> .....	7-12-58%	5-13-38%
<b>Fourth Down Efficiency</b> .....	0-0-0%	0-0-0%
<b>Total Net Yards</b> .....	384	301
Total Offensive Plays .....	58	63
Avg. Gain Per Play .....	6.6	4.8
<b>Rushes-Yards</b> .....	16-34	32-50
Avg. Gain Per Rush .....	2.1	1.6
<b>Net Passing Yards</b> .....	350	251
Att-Comp-Int .....	40-24-3	29-16-1
Avg. Gain Per Pass .....	8.3	8.1
<b>Sacks Allowed-Yards</b> .....	2-15	2-15
<b>Punts-Avg</b> .....	5-43	6-41
<b>Penalties-Yards</b> .....	9-60	5-40
<b>Fumbles-Lost</b> .....	3-2	4-1
<b>Time of Possession</b> .....	28:29	31:31

#### RAMS STARTERS

WR Torry Holt	LE Kevin Carter
LT Orlando Pace	LDT Ray Agnew
LG Tom Nütten	RDT Jeff Zgonina
C Andy McCollum	RE Grant Wistrom
RG Adam Timmerman	LLB Mike Jones
RT Ryan Tucker	MLB London Fletcher
TE Roland Williams	RLB Todd Collins
WR Isaac Bruce	LC Todd Lyght
QB Kurt Warner	RC Dexter McClean
FB James Hodgins	SS Devin Bush
RB Marshall Faulk	FS Keith Lyle

#### RAMS SUBSTITUTIONS

P John Baker, K Jeff Wilkins, CB Taje Allen, CB Jacoby Shepherd, RB Robert Holcombe, S Matt Bowen, CB Dre' Bly, RB Justin Watson, TE Jeff Robinson, LB Lorenzo Styles, LB Keith Miller, LB Leonard Little, LB Dustin Cohen, DT D'Marco Farr, DE Sean Moran, WR Az-Zahir Hakim, WR Tony Horne, TE Ernie Conwell, WR Ricky Proehl, WR Chris Thomas  
**DNP**-QB Trent Green, C Steve Everitt, G Cameron Spikes  
**IA**-QB Joe Germaine, S Shevin Smith, RB Chad Dukes, DE Brian Young, G Pete Swanson, T John St. Clair, WR Darrius Blevins, DT Gaylon Hyder

	Att	Com	Yds	Tkd/Yd	TD	LG	IN
<b>Rams</b>							
Kurt Warner	40	24	365	2/15	3	38	3
<b>Saints</b>							
Aaron Brooks	29	16	266	2/15	4	50	1

#### RUSHING

	Att	Yds	Avg	LG	TD
<b>Rams</b>					
Marshall Faulk	14	24	1.7	4	0
Kurt Warner	1	5	5.0	5t	1
Justin Watson	1	5	5.0	5	0
<b>Saints</b>					
Aaron Brooks	10	26	2.6	9	0
Terry Allen	16	21	1.3	9	0
Chad Morton	2	5	2.5	5	0
Jerald Moore	3	1	0.3	1	0
Willie Jackson	1	-3	-3.0	-3	0

#### RECEIVING

	No	Yds	Avg	LG	TD
<b>Rams</b>					
Isaac Bruce	7	127	18.1	29	1
Marshall Faulk	7	99	14.1	35	1
Ricky Proehl	3	46	15.3	21	1
Roland Williams	3	25	8.3	14	0
Az-Zahir Hakim	2	42	21.0	38	0
Torry Holt	2	26	13.0	20	0
<b>Saints</b>					
Willie Jackson	6	142	23.7	50	3
Robert Wilson	3	41	13.7	21	1
Jake Reed	3	27	9.0	12	0
Chad Morton	2	34	17.0	23	0
Andrew Glover	1	16	16.0	16	0
Terry Allen	1	6	6.0	6	0

#### INTERCEPTIONS

	No	Yds	Avg	LG	TD
<b>Rams</b>					
Devin Bush	1	6	6.0	6	0
<b>Saints</b>					
Sammy Knight	2	56	28.0	52	0
Chris Oldham	1	8	8.0	8	0

#### PUNTING

	No	Yds	Avg	LG	TBIN20	Bk
<b>Rams</b>						
John Baker	5	215	43.0	53	0	0
<b>Saints</b>						
Toby Gowin	6	246	41.0	50	1	1

#### PUNT RETURNS

	No	FC	Yds	Avg	LG	TD
<b>Rams</b>						
Az-Zahir Hakim	3	1	59	19.7	65	0
<b>Saints</b>						
Chad Morton	3	2	32	10.7	17	0

#### KICKOFF RETURNS

	No	Yds	Avg	LG	TD
<b>Rams</b>					
Tony Horne	5	69	13.8	24	0
<b>Saints</b>					
Fred McAfee	3	81	27.0	31	0
Darrin Smith	1	2	2.0	2	0
Kevin Mathis	1	0	0.0	0	0

#### SACKS

**Rams:** Leonard Little 1-9, Grant Wistrom 1-6  
**Saints:** Willie Whitehead 1-12, Keith Mitchell 1-3

### GAME NOTES

- St. Louis earned a playoff spot for the second consecutive season with a win over the Saints in Week 16 and the Chicago Bears' 23-20 victory over the Detroit Lions at the Silverdome in Detroit.
- The Rams, down 31-7 with 11:57 to play in the game, scored 21 unanswered points in the fourth quarter but the Saints held on for their first ever playoff victory.
- WR Isaac Bruce posted his third career 100-yard receiving game in the postseason, tying a franchise record.



## SUPER BOWL XXXIV

GEORGIA DOME, ATLANTA, GA • SUNDAY, JANUARY 30, 2000

RAMS	3	6	7	7	-23
Tennessee	0	0	6	10	-16

RAMS -- FG Wilkins 27  
 RAMS -- FG Wilkins 29  
 RAMS -- FG Wilkins 28  
 RAMS -- Holt 9-yard pass from Warner (Wilkins kick)  
 TEN -- George 1-yard run (Two Point Attempt Failed)  
 TEN -- George 2-yard run (Del Greco kick)  
 TEN -- FG Del Greco 43  
 RAMS -- Bruce 73-yard pass from Warner (Wilkins kick)  
 PAID ATT -- 72,625

	RAMS	TITANS
<b>First Downs</b> .....	23	27
Rushing .....	1	12
Passing .....	18	13
Penalty .....	4	2
<b>Third Down Efficiency</b> .....	5-12-42%	6-13-46%
<b>Fourth Down Efficiency</b> .....	0-1-0%	1-1-100%
<b>Total Net Yards</b> .....	436	367
Total Offensive Plays .....	59	73
Avg. Gain Per Play .....	7.4	5.0
<b>Rushes-Yards</b> .....	13-29	36-159
Avg. Gain Per Rush .....	2.2	4.4
<b>Net Passing Yards</b> .....	407	208
Att-Comp-Int .....	45-24-0	36-22-0
Avg. Gain Per Pass .....	8.8	5.6
<b>Sacks Allowed-Yards</b> .....	1-7	1-6
<b>Punts-Avg</b> .....	2-38.5	3-43
<b>Penalties-Yards</b> .....	8-60	7-45
<b>Fumbles-Lost</b> .....	2-0	1-0
<b>Time of Possession</b> .....	23:34	36:26

### RAMS STARTERS

WR	Torry Holt	LE	Kevin Carter
LT	Orlando Pace	LDT	Ray Agnew
LG	Tom Nütten	RDT	D'Marco Farr
C	Mike Gruttadauria	RE	Grant Wistrom
RG	Adam Timmerman	LLB	Mike Jones
RT	Fred Miller	MLB	London Fletcher
TE	Roland Williams	RLB	Todd Collins
WR	Isaac Bruce	LC	Todd Lyght
QB	Kurt Warner	RC	Dexter McCleon
FB	Robert Holcombe	SS	Billy Jenkins
RB	Marshall Faulk	FS	Keith Lyle

### RAMS SUBSTITUTIONS

P Mike Horan, K Jeff Wilkins, S Devin Bush, RB Amp Lee, CB Dre' Bly, S Rich Coady, RB James Hodgins, TE Jeff Robinson, C Ryan Tucker, LB Lorenzo Styles, LB Charlie Clemons, LB Leonard Little, LB Mike Morton, G Andy McCollum, WR Az-Zahir Hakim, WR Tony Home, TE Ernie Conwell, WR Ricky Proehl, DT Jeff Zgonina, DT Nate Hoggood-Chittick, DE Jay Williams  
**DNP**-QB Paul Justin, CB Taje Allen  
**IA**-QB Joe Germaine, S Ron Carpenter, RB Justin Watson, G Cameron Spikes, T Matt Willig, WR Chris Thomas, LB Troy Pelshak, DE Lionel Barnes

### PASSING

RAMS	Att	Com	Yds	Tkd/Yd	TD	LG	IN
Kurt Warner	45	24	414	1/7	2	73t	0
TITANS	Att	Com	Yds	Tkd/Yd	TD	LG	IN
Steve McNair	36	22	214	1/6	0	32	0

### RUSHING

RAMS	Att	Yds	Avg	LG	TD
Marshall Faulk	10	17	1.7	4	0
Robert Holcombe	1	11	11.0	11	0
Kurt Warner	1	1	1.0	1	0
Mike Horan	1	0	0.0	0	0
TITANS	Att	Yds	Avg	LG	TD
Eddie George	28	95	3.4	13	2
Steve McNair	8	64	8.0	23	0

### RECEIVING

RAMS	No	Yds	Avg	LG	TD
Torry Holt	7	109	15.6	32	1
Isaac Bruce	6	162	27.0	73t	1
Marshall Faulk	5	90	18.0	52	0
Az-Zahir Hakim	1	17	17.0	17	0
Ernie Conwell	1	16	16.0	16	0
Ricky Proehl	1	1	1.0	11	0
Roland Williams	1	9	9.0	9	0
Robert Holcombe	1	1	1.0	1	0
Fred Miller	1	-1	-1.0	-1	0
TITANS	No	Yds	Avg	LG	TD
Jackie Harris	7	64	9.1	21	0
Frank Wycheck	5	35	7.0	13	0
Kevin Dyson	4	41	10.3	16	0
Eddie George	2	35	17.5	32	0
Isaac Byrd	2	21	10.5	21	0
Derrick Mason	2	18	9.0	9	0

### INTERCEPTIONS

RAMS	No	Yds	Avg	LG	TD
None					
TITANS	No	Yds	Avg	LG	TD
None					

### PUNTING

RAMS	No	Yds	Avg	LG	TBIN20	Blk
Mike Horan	2	77	38.5	47	0	0
TITANS	No	Yds	Avg	LG	TBIN20	Blk
Craig Hentrich	3	129	43.0	49	0	1

### PUNT RETURNS

RAMS	No	FC	Yds	Avg	LG	TD
Az-Zahir Hakim	2	0	8	4.0	10	0
TITANS	No	FC	Yds	Avg	LG	TD
Derrick Mason	1	0	-1	-1.0	-1	0

### KICKOFF RETURNS

RAMS	No	Yds	Avg	LG	TD
Tony Home	4	55	13.8	25	0
TITANS	No	Yds	Avg	LG	TD
Derrick Mason	5	122	24.4	35	0

### SACKS

**RAMS:** Kevin Carter 1-6  
**TITANS:** Jason Fisk 1-7

## GAME NOTES

- The Rams won the Super Bowl for the first time and earned their first World Championship since 1951. It was also the first Super Bowl Championship for the city of St. Louis.
- Rams QB Kurt Warner set a Super Bowl record by throwing for 414 yards and he tossed two touchdown passes and was named Super Bowl MVP.
- WR Torry Holt set a rookie record for receptions in a Super Bowl with seven.
- Warner completed a 73-yard touchdown pass to WR Isaac Bruce with 1:54 remaining in the game to give the Rams a 23-16 lead.
- On the final play of the game Titans' QB Steve McNair connected with WR Kevin Dyson inside the five-yard line. Dyson's attempt at a game tying touchdown was thwarted by LB Mike Jones tackle at the one-yard line, ensuring both Jones and the Rams their places in history.



## NFC CHAMPIONSHIP GAME

TRANS WORLD DOME, ST. LOUIS, MO • SUNDAY, JANUARY 23, 2000

Tampa Bay	3	0	3	0	- 6
RAMS	3	2	0	6	- 11

TB -- FG Gramatica 25  
 RAMS -- FG Wilkins 24  
 RAMS -- King out of endzone, forced by team for a safety  
 TB -- FG Gramatica 23  
 RAMS -- Proehl 30-yard pass from Warner (Two-point attempt failed)  
 PAID ATT -- 66,496

	BUCS	RAMS
<b>First Downs</b> .....	13	23
Rushing .....	2	5
Passing .....	11	14
Penalty .....	0	4
<b>Third Down Efficiency</b> .....	4-14-29%	7-14-50%
<b>Fourth Down Efficiency</b> .....	0-0-0%	0-0-0%
<b>Total Net Yards</b> .....	223	350
Total Offensive Plays .....	60	72
Avg. Gain Per Play .....	3.7	4.9
<b>Rushes-Yards</b> .....	15-60	25-59
Avg. Gain Per Rush .....	4.0	2.4
<b>Net Passing Yards</b> .....	163	291
Att-Comp-Int .....	40-17-2	44-28-2
Avg. Gain Per Pass .....	3.6	6.2
<b>Sacks Allowed-Yards</b> .....	5-25	3-25
<b>Punts-Avg</b> .....	6-47.8	4-37
<b>Penalties-Yards</b> .....	11-106	7-65
<b>Fumbles-Lost</b> .....	1-0	1-1
<b>Time of Possession</b> .....	22:35	37:25

### RAMS STARTERS

WR Torry Holt	LE Kevin Carter
LT Orlando Pace	LDT Ray Agnew
LG Tom Nütten	RDT D'Marco Farr
C Mike Gruttadauria	RE Grant Wistrom
RG Adam Timmerman	LLB Mike Jones
RT Fred Miller	MLB London Fletcher
TE Roland Williams	RLB Todd Collins
WR Isaac Bruce	LC Todd Lyght
QB Kurt Warner	RC Dexter McCleon
FB Robert Holcombe	SS Billy Jenkins
RB Marshall Faulk	FS Devin Bush

### RAMS SUBSTITUTIONS

P Mike Horan, K Jeff Wilkins, CB Taje Allen, RB Amp Lee, CB Dre' Bly, S Keith Lyle, S Rich Coady, RB James Hodgins, TE Jeff Robinson, C Ryan Tucker, LB Lorenzo Styles, LB Charlie Clemons, LB Leonard Little, LB Mike Morton, G Andy McCollum, WR Az-Zahir Hakim, WR Tony Horne, TE Ernie Conwell, WR Ricky Proehl, DT Jeff Zgonina, DT Nate Hobgood-Chittick, DE Jay Williams  
**DNP**-QB Paul Justin  
**IA**-QB Joe Germaine, S Ron Carpenter, RB Justin Watson, G Cameron Spikes, T Matt Willig, WR Chris Thomas, LB Troy Pelshak, DE Lionel Barnes

	BUCCANEERS	RAMS
<b>Att</b> .....	29	43
<b>Com</b> .....	13	26
<b>Yds</b> .....	163	258
<b>Tkd/Yd</b> .....	5/37	0/0
<b>TD</b> .....	0	1
<b>LG</b> .....	32	30t
<b>IN</b> .....	2	3

RUSHING					
	Att	Yds	Avg	LG	TD
<b>Buccaneers</b>					
Mike Alstott	12	39	3.3	9	0
Warrick Dunn	9	35	3.9	13	0
Shaun King	2	3	1.5	3	0
<b>Rams</b>					
Marshall Faulk	17	44	2.6	9	0
Az-Zahir Hakim	1	6	6.0	6	0
Robert Holcombe	1	2	2.0	2	0
Kurt Warner	2	-1	-0.5	0	0

RECEIVING					
	No	Yds	Avg	LG	TD
<b>Buccaneers</b>					
Jacquez Green	4	59	14.8	32	0
Warrick Dunn	4	37	9.3	12	0
Karl Williams	2	28	14.0	22	0
Bert Emanuel	1	22	22.0	22	0
Mike Alstott	1	9	9.0	9	0
Dave Moore	1	8	8.0	8	0
<b>Rams</b>					
Torry Holt	7	68	9.7	20	0
Ricky Proehl	6	100	16.7	30t	1
Isaac Bruce	3	22	7.3	9	0
Marshall Faulk	3	5	1.7	9	0
Az-Zahir Hakim	2	27	13.5	14	0
Robert Holcombe	2	5	2.5	6	0
Roland Williams	1	22	22.0	22	0
Jeff Robinson	1	11	11.0	11	0
Ernie Conwell	1	-2	-2.0	-2	0

INTERCEPTIONS					
	No	Yds	Avg	LG	TD
<b>Buccaneers</b>					
Brian Kelly	1	15	15.0	15	0
Hardy Nickerson	1	6	6.0	6	0
Steve White	1	0	0.0	0	0
<b>Rams</b>					
Todd Lyght	1	19	19.0	19	0
Dre' Bly	1	9	9.0	9	0

PUNTING					
	No	Yds	Avg	LG	TBIN20 Blk
<b>Buccaneers</b>					
Mark Royals	5	202	40.4	53	1 3 0
<b>Rams</b>					
Mike Horan	4	175	43.8	48	0 0 0

PUNT RETURNS					
	No	FC	Yds	Avg	LG
<b>Buccaneers</b>					
Karl Williams	4	0	45	11.3	15
<b>Rams</b>					
Az-Zahir Hakim	3	1	25	8.3	15

KICKOFF RETURNS					
	No	Yds	Avg	LG	TD
<b>Buccaneers</b>					
Warrick Dunn	3	60	20.0	26	0
<b>Rams</b>					
Tony Horne	2	38	19.0	24	0

**SACKS**  
**Buccaneers:** None  
**Rams:** Grant Wistrom 1-13, Charlie Clemons 1-8, D'Marco Farr 1-5, Jeff Zgonina 1-5

### GAME NOTES

- The Rams earned their first trip to the Super Bowl since 1979, defeating the Bucs in a rematch of the NFC Championship game 20 years ago.
- WR Ricky Proehl's leaping, one-handed 30-yard touchdown catch, his first touchdown of the season, gave the Rams the lead with 4:44 to play.
- Tampa Bay's ensuing drive moved them to the St. Louis 35-yard line in the game's waning moments, but Tampa Bay QB Shaun King's pass to WR Bert Emanuel in the endzone on fourth down with less than a minute to play was knocked away in the endzone by CB Taje Allen.



## NFC DIVISIONAL PLAYOFF GAME

TRANS WORLD DOME, ST. LOUIS, MO • SUNDAY, JANUARY 16, 2000

Minnesota	3	14	0	20	- 37
RAMS	14	0	21	14	- 49

MIN -- FG Anderson 31  
 RAMS -- Bruce 77-yard pass from Warner (Wilkins kick)  
 RAMS -- Faulk 41-yard pass from Warner (Wilkins kick)  
 MIN -- Carter 22-yard pass from George (Anderson kick)  
 MIN -- Hoard 4-yard run (Anderson kick)  
 RAMS -- Horne 95-yard kickoff return (Wilkins kick)  
 RAMS -- Faulk 1-yard run (Wilkins kick)  
 RAMS -- Robinson 13-yard pass from Warner (Wilkins kick)  
 RAMS -- Tucker 1-yard pass from Warner (Wilkins kick)  
 RAMS -- Williams 2-yard pass from Warner (Wilkins kick)  
 MIN -- Reed 4-yard pass from George (Hoard run)  
 MIN -- Moss 44-yard pass from George (Two Point Attempt Failed)  
 MIN -- Moss 2-yard pass from George (Two Point Attempt Failed)  
 PAID ATT -- 66,194

	VIKINGS	RAMS
<b>First Downs</b> .....	27	23
Rushing .....	6	3
Passing .....	20	18
Penalty .....	1	2
<b>Third Down Efficiency</b> .....	6-15-40%	4-8-50%
<b>Fourth Down Efficiency</b> .....	2-2-100%	0-0-0%
<b>Total Net Yards</b> .....	476	405
Total Offensive Plays .....	83	52
Avg. Gain Per Play .....	5.7	7.8
<b>Rushes-Yards</b> .....	29-87	17-31
Avg. Gain Per Rush .....	3.0	1.8
<b>Net Passing Yards</b> .....	389	374
Att-Comp-Int .....	50-29-1	33-27-1
Avg. Gain Per Pass .....	7.2	
<b>10.7 Sacks Allowed-Yards</b> .....	4-35	2-17
<b>Punts-Avg</b> .....	5-47.6	
3-38.7		
<b>Penalties-Yards</b> .....	10-57	10-70
<b>Fumbles-Lost</b> .....	2-2	2-2
<b>Time of Possession</b> .....	34:11	25:49

### RAMS STARTERS

WR	Torry Holt	LE	Kevin Carter
LT	Orlando Pace	LDT	Ray Agnew
LG	Tom Nütten	RDT	D'Marco Farr
C	Mike Gruttadauria	RE	Grant Wistrom
RG	Adam Timmerman	LLB	Mike Jones
RT	Fred Miller	MLB	London Fletcher
TE	Roland Williams	RLB	Todd Collins
WR	Isaac Bruce	LC	Todd Lyght
QB	Kurt Warner	RC	Dexter McCleon
FB	Robert Holcombe	SS	Billy Jenkins
RB	Marshall Faulk	FS	Devin Bush

### RAMS SUBSTITUTIONS

P Mike Horan, K Jeff Wilkins, CB Taje Allen, S Ron Carpenter, RB Amp Lee, CB Dre' Bly, S Rich Coady, RB James Hodgins, TE Jeff Robinson, C Ryan Tucker, LB Lorenzo Styles, LB Charlie Clemons, LB Leonard Little, LB Mike Morton, G Andy McCollum, WR Az-Zahir Hakim, WR Tony Horne, TE Ernie Conwell, WR Ricky Prohel, DT Jeff Zgonina, DT Nate Hobgood-Chittick, DE Jay Williams  
**DNP**-QB Paul Justin  
**IA**-QB Joe Germaine, S Keith Lyle, RB Justin Watson, G Cameron Spikes, T Matt Willig, WR Chris Thomas, LB Troy Pelshak, DE Lionel Barnes

### PASSING

VIKINGS	Att	Com	Yds	Tkd/Yd	TD	LG	IN
Jeff George	50	29	424	4/35	4	44t	1
RAMS	Att	Com	Yds	Tkd/Yd	TD	LG	IN
Kurt Warner	33	27	391	2/17	5	77t	1

### RUSHING

VIKINGS	Att	Yds	Avg	LG	TD
Robert Smith	20	64	3.2	11	0
Leroy Hoard	7	24	3.4	9	1
Jeff George	2	-1	-0.5	0	0
RAMS	Att	Yds	Avg	LG	TD
Marshall Faulk	11	21	1.9	11	1
Az-Zahir Hakim	1	4	4.0	4	0
Kurt Warner	3	3	1.0	4	0
Robert Holcombe	1	2	2.0	2	0
Amp Lee	1	1	1.0	1	0

### RECEIVING

VIKINGS	No	Yds	Avg	LG	TD
Randy Moss	9	188	20.9	44t	2
Cris Carter	7	111	15.9	22t	1
Robert Smith	7	32	4.6	15	0
Jake Reed	5	81	16.2	41	1
Andrew Glover	1	12	12.0	12	0
RAMS	No	Yds	Avg	LG	TD
Torry Holt	6	65	10.8	17	0
Marshall Faulk	5	80	16.0	41t	1
Az-Zahir Hakim	5	49	9.8	20	0
Isaac Bruce	4	133	33.3	77t	1
Roland Williams	2	20	10.0	18	1
Jeff Robinson	1	13	13.0	13t	1
Robert Holcombe	1	12	12.0	12	0
Ricky Prohel	1	10	10.0	10	0
Ernie Conwell	1	8	8.0	8	0
Ryan Tucker	1	1	1.0	1t	1

### INTERCEPTIONS

VIKINGS	No	Yds	Avg	LG	TD
Jimmy Hitchcock	1	0	0.0	0	0
RAMS	No	Yds	Avg	LG	TD
Dexter McCleon	1	-4	-4.0	0	0

### PUNTING

VIKINGS	No	Yds	Avg	LG	TBIN20	Bk
Mitch Berger	5	238	47.6	52	0	1
RAMS	No	Yds	Avg	LG	TBIN20	Bk
Mike Horan	3	116	38.7	42	0	1

### PUNT RETURNS

VIKINGS	No	FC	Yds	Avg	LG	TD
Randy Moss	2	0	25	12.5	14	0
RAMS	No	FC	Yds	Avg	LG	TD
Az-Zahir Hakim	4	0	72	18.0	34	0

### KICKOFF RETURNS

VIKINGS	No	Yds	Avg	LG	TD
Robert Tate	7	151	21.6	25	0
Moe Williams	1	23	23.0	23	0
RAMS	No	Yds	Avg	LG	TD
Tony Horne	4	174	43.5	95t	1
Isaac Bruce	1	0	0.0	0	0

### SACKS

**VIKINGS:** John Randle 1-9, John Burroughs 1-8  
**RAMS:** Billy Jenkins 1-13, Charlie Clemons 1-9, London Fletcher 1-7, Kevin Carter 1-6

## GAME NOTES

- The Rams won their first playoff game since January 7, 1990 against the New York Giants and their first home playoff game since January 4, 1985, vs. Dallas.
- Rams QB Kurt Warner set team playoff records for passing yards (391), completions (27), completion percentage (81.8), and touchdowns (five).
- On the Rams first play from scrimmage, Warner connected with WR Isaac Bruce on a 77-yard scoring pass.
- WR/KR Tony Horne scored on a 95-yard kickoff return, the first kickoff returned for a touchdown in Rams' post-season history.

## 1989 NFC CHAMPIONSHIP GAME • SAN FRANCISCO 30, RAMS 3

CANDLESTICK PARK, SAN FRANCISCO, CA • SUNDAY, JANUARY 14, 1990

RAMS	3	0	0	0	-3
San Francisco	0	21	3	6	-30

RAMS - FG Lansford 23  
 SF - Jones 20-yard pass from Montana (Cofor kick)  
 SF - Craig 1-yard run (Cofor kick)  
 SF - Taylor 18-yard pass from Montana (Cofor kick)  
 SF - FG Cofor 28  
 SF - FG Cofor 36  
 SF - FG Cofor 25  
 PAID ATT -- 64,769

<b>First Downs</b>		<b>RAMS</b>	<b>49ERS</b>
Rushing	9	29	
Passing	0	12	
Penalty	0	16	
<b>Third Down Efficiency</b>		3-12-25%	7-13-54%
<b>Fourth Down Efficiency</b>		0-0-0%	0-0-0%
<b>Total Net Yards</b>	156	442	
Total Offensive Plays	47	76	
Avg. Gain Per Play	3.3	5.8	
<b>Rushes-Yards</b>	10-26	44-179	
Avg. Gain Per Rush	2.6	4.1	
<b>Net Passing Yards</b>	130	263	
Att-Comp-Int	36-16-3	31-27-0	
Avg. Gain Per Pass	3.5	8.2	
<b>Sacks Allowed-Yards</b>	1-11	1-5	
<b>Punts-Avg</b>	7-31.4	2-31.0	
<b>Penalties-Yards</b>	1-10	4-40	
<b>Fumbles-Lost</b>	1-0	3-2	
<b>Time of Possession</b>	20:12	39:48	

**RAMS STARTERS**

WR Willie Anderson	DT Shawn Miller
LT Irv Pankey	NT Alvin Wright
LG Tom Newberry	DT Mike Piel
C Doug Smith	OLB Kevin Greene
RG Duval Love	ILB Larry Kelm
RT Jackie Slater	ILB Fred Strickland
TE Pete Holohan	OLB Mike Wilcher
WR Henry Ellard	LC Jerry Gray
QB Jim Everett	RC LeRoy Irvin
FB Buford McGee	SS Steve Young
RB Greg Bell	FS Michael Stewart

<b>RUSHING</b>					
<b>Rams</b>	<b>Att</b>	<b>Yds</b>	<b>Avg</b>	<b>LG</b>	<b>TD</b>
Greg Bell	8	20	2.5	5	0
Cleveland Gary	1	3	3.0	3	0
Robert Delpino	1	3	3.0	3	0

<b>49ERS</b>					
<b>Rams</b>	<b>Att</b>	<b>Yds</b>	<b>Avg</b>	<b>LG</b>	<b>TD</b>
Roger Craig	23	93	4.0	13	1
Tom Rathman	10	63	6.3	17	0
Terrence Flagler	8	19	2.4	12	0
Joe Montana	1	4	4.0	4	0
Keith Henderson	1	1	1.0	1	0
Steve Young	1	-1	-1.0	1	0

<b>RECEIVING</b>					
<b>Rams</b>	<b>No</b>	<b>Yds</b>	<b>Avg</b>	<b>LG</b>	<b>TD</b>
Buford McGee	7	53	7.6	17	0
Pete Holohan	3	26	8.7	18	0
Greg Bell	2	23	11.5	18	0
Henry Ellard	2	18	9.0	12	0
Willie Anderson	1	14	14.0	14	0
Johnnie Johnson	1	7	7.0	7	0

<b>49ERS</b>					
<b>Rams</b>	<b>No</b>	<b>Yds</b>	<b>Avg</b>	<b>LG</b>	<b>TD</b>
Jerry Rice	6	55	9.2	19	0
Tom Rathman	6	48	8.0	13	0
Brent Jones	4	46	11.5	20	1
John Taylor	4	45	11.3	18	1
Roger Craig	3	40	13.3	16	0
Mike Sherrard	2	21	10.5	15	0
Mike Wilson	1	7	7.0	7	0
Jamie Williams	1	6	6.0	6	0

<b>INTERCEPTIONS</b>					
<b>Rams</b>	<b>No</b>	<b>Yds</b>	<b>Avg</b>	<b>LG</b>	<b>TD</b>
None					
<b>49ers</b>	<b>No</b>	<b>Yds</b>	<b>Avg</b>	<b>LG</b>	<b>TD</b>
Tim McKyer	1	27	27.0	27	0
Keena Turner	1	15	15.0	15	0
Ronnie Lott	1	14	14.0	14	0

<b>PUNTING</b>					
<b>Rams</b>	<b>No</b>	<b>Yds</b>	<b>Avg</b>	<b>LG</b>	<b>TBIN20</b>
Dale Hatcher	7	220	31.4	41	0
<b>49ers</b>	<b>No</b>	<b>Yds</b>	<b>Avg</b>	<b>LG</b>	<b>TBIN20</b>
Barry Helton	2	62	31.0	36	0

<b>PUNT RETURNS</b>					
<b>Rams</b>	<b>No</b>	<b>FC</b>	<b>Yds</b>	<b>Avg</b>	<b>LG</b>
LeRoy Irvin	1	0	10	10.0	10
<b>49ers</b>	<b>No</b>	<b>FC</b>	<b>Yds</b>	<b>Avg</b>	<b>LG</b>
John Taylor	1	4	2	2.0	2

<b>KICKOFF RETURNS</b>					
<b>Rams</b>	<b>No</b>	<b>Yds</b>	<b>Avg</b>	<b>LG</b>	<b>TD</b>
Robert Delpino	4	95	23.8	49	0
Ron Brown	2	51	25.5	27	0
<b>49ers</b>	<b>No</b>	<b>Yds</b>	<b>Avg</b>	<b>LG</b>	<b>TD</b>
Terrence Flagler	1	19	19.0	19	0
Spencer Tillman	1	16	16.0	16	0

**SACKS**  
 Rams: Larry Kelm 1-5  
 49ers: Larry Roberts 1-11

**PASSING**

<b>Rams</b>	<b>Att</b>	<b>Com</b>	<b>Yds</b>	<b>Tkd/Yd</b>	<b>TD</b>	<b>LG</b>	<b>IN</b>
Jim Everett	36	16	141	1/11	0	18	3
<b>49ers</b>	<b>Att</b>	<b>Com</b>	<b>Yds</b>	<b>Tkd/Yd</b>	<b>TD</b>	<b>LG</b>	<b>IN</b>
Joe Montana	30	26	262	0/0	2	20	0
Steve Young	1	1	6	0/0	0	6	0
Roger Craig	0	0	0	1/5	0	0	0

## 1989 NFC DIVISIONAL PLAYOFF GAME • RAMS 19, NEW YORK GIANTS 13 (OT)

GIANTS STADIUM, EAST RUTHERFORD, NJ • SUNDAY, JANUARY 7, 1990

RAMS	0	7	0	6	6-19
New York Giants	6	0	7	0	0-13

NYG - FG Allegre 35  
 NYG - FG Allegre 41  
 RAMS - Anderson 20-yard pass from Everett (Lansford kick)  
 NYG - Anderson 2-yard run (Allegre kick)  
 RAMS - FG Lansford 31  
 RAMS - FG Lansford 22  
 RAMS - Anderson 30-yard pass from Everett  
 PAID ATT -- 76,325

<b>First Downs</b>		<b>RAMS</b>	<b>GIANTS</b>
Rushing	6	11	
Passing	18	8	
Penalty	0	7	
<b>Third Down Efficiency</b>		2-14-50%	0-16-56%
<b>Fourth Down Efficiency</b>		0-0-0%	0-0-0%
<b>Total Net Yards</b>	448	344	
Total Offensive Plays	70	67	
Avg. Gain Per Play	6.4	5.1	
<b>Rushes-Yards</b>	24-146	36-171	
Avg. Gain Per Rush	6.1	4.8	
<b>Net Passing Yards</b>	302	173	
Att-Comp-Int	44-25-1	30-14-1	
Avg. Gain Per Pass	6.6	5.6	
<b>Sacks Allowed-Yards</b>	2-13	1-7	
<b>Punts-Avg</b>	4-30.3	5-37.2	
<b>Penalties-Yards</b>	5-35	4-59	
<b>Fumbles-Lost</b>	1-1	3-0	
<b>Time of Possession</b>	28:19	32:47	

**RAMS STARTERS**

WR Willie Anderson	DT Shawn Miller
LT Irv Pankey	NT Alvin Wright
LG Tom Newberry	DT Mike Piel
C Doug Smith	OLB Kevin Greene
RG Duval Love	ILB Larry Kelm
RT Jackie Slater	ILB Fred Strickland
TE Damone Johnson	OLB Mike Wilcher
WR Henry Ellard	LC Jerry Gray
QB Jim Everett	RC LeRoy Irvin
FB Pete Holohan	SS Vince Newsome

RB Greg Bell	FS Michael Stewart
--------------	--------------------

<b>RUSHING</b>					
<b>Rams</b>	<b>Att</b>	<b>Yds</b>	<b>Avg</b>	<b>LG</b>	<b>T</b>
Greg Bell	19	87	4.6	18	0
Buford McGee	3	34	11.3	14	0
Jim Everett	2	25	12.5	13	0
<b>Giants</b>	<b>Att</b>	<b>Yds</b>	<b>Avg</b>	<b>LG</b>	<b>TD</b>
Ottis Anderson	24	120	5.0	13	1
Lewis Tillman	7	25	3.6	12	0
Phil Simms	3	16	5.3	13	0
David Meggett	1	7	7.0	7	0
Maurice Carthon	1	3	3.0	3	0

<b>RECEIVING</b>					
<b>Rams</b>	<b>No</b>	<b>Yds</b>	<b>Avg</b>	<b>LG</b>	<b>TD</b>
Henry Ellard	8	125	15.6	27	0
Willie Anderson	2	50	25.0	30	2
Pete Holohan	5	48	9.6	12	0
Ron Brown	3	35	11.7	14	0
Buford McGee	2	31	15.5	22	0
Damone Johnson	3	15	5.0	5	0
Greg Bell	2	11	5.5	6	0

<b>GIANTS</b>					
<b>Rams</b>	<b>No</b>	<b>Yds</b>	<b>Avg</b>	<b>LG</b>	<b>TD</b>
David Meggett	4	52	13.0	16	0
Zeke Mowatt	3	52	17.3	23	0
Stephen Baker	2	46	23.0	27	0
Lionel Manuel	1	24	24.0	24	0
Maurice Carthon	1	8	8.0	8	0
Ottis Anderson	3	-2	-0.7	6	0

<b>INTERCEPTIONS</b>					
<b>Rams</b>	<b>No</b>	<b>Yds</b>	<b>Avg</b>	<b>LG</b>	<b>TD</b>
Michael Stewart	1	29	29.0	29	0
<b>Giants</b>	<b>No</b>	<b>Yds</b>	<b>Avg</b>	<b>LG</b>	<b>TD</b>
Mark Collins	1	0	0.0	0	0

<b>PUNTING</b>					
<b>Rams</b>	<b>No</b>	<b>Yds</b>	<b>Avg</b>	<b>LG</b>	<b>TBIN20</b>
Dale Hatcher	4	121	30.3	41	0
<b>Giants</b>	<b>No</b>	<b>Yds</b>	<b>Avg</b>	<b>LG</b>	<b>TBIN20</b>
Sean Landeta	5	186	37.2	49	0

<b>PUNT RETURNS</b>					
<b>Rams</b>	<b>No</b>	<b>FC</b>	<b>Yds</b>	<b>Avg</b>	<b>LG</b>
LeRoy Irvin	1	0	3	3.0	3
Darryl Henley	2	1	-4	-2.0	7
<b>Giants</b>	<b>No</b>	<b>FC</b>	<b>Yds</b>	<b>Avg</b>	<b>LG</b>
David Meggett	1	0	0	0.0	0

<b>KICKOFF RETURNS</b>					
<b>Rams</b>	<b>No</b>	<b>Yds</b>	<b>Avg</b>	<b>LG</b>	<b>TD</b>
Robert Delpino	4	60	15.0	23	0
Ron Brown	1	38	38.3	38	0
<b>Giants</b>	<b>No</b>	<b>Yds</b>	<b>Avg</b>	<b>LG</b>	<b>TD</b>
Mark Ingram	2	41	20.5	21	0
David Meggett	1	25	25.0	25	0
Howard Cross	1	9	9.0	9	0

**SACKS**  
 Rams: Kevin Greene 1-7  
 Giants: Lawrence Taylor 2-13

**PASSING**

<b>Rams</b>	<b>Att</b>	<b>Com</b>	<b>Yds</b>	<b>Tkd/Yd</b>	<b>TD</b>	<b>LG</b>	<b>IN</b>
Jim Everett	44	25	315	2/13	2	30	1
<b>Giants</b>	<b>Att</b>	<b>Com</b>	<b>Yds</b>	<b>Tkd/Yd</b>	<b>TD</b>	<b>LG</b>	<b>IN</b>
Phil Simms	29	14	180	1/7	0	27	1
David Meggett	1	0	0	0/0	0	0	0

## 1989 NFC WILDCARD GAME • RAMS 21, PHILADELPHIA 7

### VETERAN'S STADIUM, PHILADELPHIA, PA • SUNDAY, DECEMBER 31, 1989

RAMS	14	0	0	7	-21
Philadelphia	0	0	0	7	-7

RAMS - Ellard 39-yard pass from Everett (Lansford kick)  
 RAMS - Johnson 4-yard pass from Everett (Lansford kick)  
 PHI - Toney 1-yard run (Ruzek kick)  
 RAMS - Bell 7-yard run (Lansford kick)  
 PAID ATT -- 57,869

	RAMS	EAGLES
First Downs	19	14
Rushing	6	6
Passing	12	8
Penalty	1	0
Third Down Efficiency	5-16-31%	6-16-38%
Fourth Down Efficiency	1-1-100%	0-0-0%
Total Net Yards	409	306
Total Offensive Plays	71	62
Avg. Gain Per Play	5.8	4.9
Rushes-Yards	36-144	20-95
Avg. Gain Per Rush	4.0	4.8
Net Passing Yards	265	211
Att-Comp-Int	33-18-2	40-24-1
Avg. Gain Per Pass	7.8	5.0
Sacks Allowed-Yards	2-16	2-27
Punts-Avg	3-37.0	9-36.3
Penalties-Yards	4-5	4-35
Fumbles-Lost	1-1	6-2
Time of Possession	33:38	26:22

#### RAMS STARTERS

WR Willie Anderson	DT	Shawn Miller
LT Irv Pankey	NT	Alvin Wright
LG Tom Newberry	DT	Mike Piel
C Doug Smith	OLB	Kevin Greene
RG Tony Slaton	ILB	Larry Kelm
RT Jackie Slater	ILB	Fred Strickland
TE Damone Johnson	OLB	Mike Wilcher
WR Henry Ellard	LC	Jerry Gray
QB Jim Everett	RC	LeRoy Irvin
RB Greg Bell	SS	Vince Swineome

WR Aaron Cox FS Michael Stewart

RUSHING		Att	Yds	Avg	LG	T	D
Rams		27	124	4.6	54	1	0
Greg Bell		2	18	9.0	16	0	0
Jim Everett		7	2	0.3	7	0	0
Eagles		Att	Yds	Avg	LG	TD	
Heath Sherman		9	44	4.9	23	0	0
Randall Cunningham		6	39	6.5	11	0	0
Anthony Toney		5	12	2.4	5	1	0

RECEIVING		No	Yds	Avg	LG	TD
Rams		4	87	21.8	39t	1
Henry Ellard		2	77	38.5	55	0
Pete Holohan		4	37	9.3	18	0
Robert Delpino		3	31	10.3	16	0
Greg Bell		1	23	23.0	23	0
Buford McGee		3	22	7.3	15	0
Damone Johnson		1	4	4.0	4t	1
Eagles		No <td>Yds <td>Avg <td>LG <td>TD</td> </td></td></td>	Yds <td>Avg <td>LG <td>TD</td> </td></td>	Avg <td>LG <td>TD</td> </td>	LG <td>TD</td>	TD
Keith Byars		9	68	7.6	17	0
Keith Jackson		3	47	15.7	30	0
Ron Johnson		2	38	19	23	0
Anthony Toney		4	35	8.8	20	0
Heath Sherman		2	18	9.0	11	0
Cris Carter		2	16	8.0	11	0
Greg Garrity		2	16	8.0	8	0

#### INTERCEPTIONS

Rams	No	Yds	Avg	LG	TD
LeRoy Irvin	1	0	0.0	0	0
Eagles	No	Yds	Avg	LG	TD
Izel Jenkins	1	33	33.0	33	0
Seth Joyner	1	1	1.0	1	0

#### PUNTING

Rams	No	Yds	Avg	LG	TBIN20	Bk
Dale Hatcher	7	259	37.0	47	2	2
Eagles	No	Yds	Avg	LG	TBIN20	Bk
Rick Tuten	8	307	38.4	43	0	2
Randall Cunningham	1	20	20.0	20	0	0

#### PUNT RETURNS

Rams	No	FC	Yds	Avg	LG	TD
Darryl Henley	3	1	15	5.0	7	0
Eagles	No	FC	Yds	Avg	LG	TD
Anthony Edwards	2	1	5	2.5	3	0

#### KICKOFF RETURNS

Rams	No	Yds	Avg	LG	TD
Ron Brown	1	14	14.0	14	0
Robert Delpino	1	0	0.0	0	0
Eagles	No	Yds	Avg	LG	TD
Anthony Edwards	3	37	12.3	18	0
Mark Higgs	1	15	15.0	15	0

#### SACKS

Rams: Kevin Greene 2-27  
Eagles: Reggie White 1-9, Jerome Brown 1-7

#### PASSING

Rams	Att	Com	Yds	Tkd/Yd	TD	LG	IN
Jim Everett	33	18	281	2/16	2	55	2
Eagles	Att	Com	Yds	Tkd/Yd	TD	LG	IN
Randall Cunningham	40	24	238	2/27	0	30	1

## 1988 NFC WILDCARD GAME • MINNESOTA 28, RAMS 17

### HUBERT H. HUMPHREY METRODOME, MINNEAPOLIS, MN • MONDAY, DECEMBER 26, 1988

RAMS	0	7	3	7	-17
Minnesota	14	0	7	7	-28

MIN - Anderson 7-yard run (Nelson kick)  
 MIN - Rice 17-yard run (Nelson kick)  
 RAMS - D. Johnson 3-yard pass from Everett (Lansford kick)  
 MIN - Anderson 1-yard run (Nelson kick)  
 RAMS - FG Lansford 43  
 MIN - Hilton 5-yard pass from Wilson (Nelson kick)  
 RAMS - Holohan 11-yard pass from Everett (Lansford kick)  
 PAID ATT -- 57,666

	RAMS	VIKES
First Downs	19	20
Rushing	4	7
Passing	15	11
Penalty	0	2
Third Down Efficiency	6-15-40%	6-14-43%
Fourth Down Efficiency	0-1-0%	0-0-0%
Total Net Yards	342	310
Total Offensive Plays	70	66
Avg. Gain Per Play	4.9	4.7
Rushes-Yards	24-107	33-103
Avg. Gain Per Rush	4.5	3.1
Net Passing Yards	235	207
Att-Comp-Int	45-19-3	28-17-0
Avg. Gain Per Pass	5.1	6.3
Sacks Allowed-Yards	1-12	5-46
Punts-Avg	5-48.2	7-41.6
Penalties-Yards	10-54	6-40
Fumbles-Lost	0-0	1-0
Time of Possession	26:06	33:54

#### RAMS STARTERS

WR Aaron Cox	LE	Doug Reed
LT Irv Pankey	NT	Alvin Wright
LG Tom Newberry	RE	Shawn Miller
C Doug Smith	OLB	Kevin Greene
RG Duval Love	ILB	Carl Ekern
RT Jackie Slater	ILB	Jim Collins
TE Damone Johnson	OLB	Mike Wilcher
WR Henry Ellard	LC	Jerry Gray
QB Jim Everett	RC	LeRoy Irvin

FB Buford McGee SS Johnnie Johnson  
RB Greg Bell FS Michael Stewart

RUSHING		Att	Yds	Avg	LG	T	D
Rams		17	91	5.4	22	0	0
Greg Bell		2	8	4.0	6	0	0
Jim Everett		3	4	1.3	4	0	0
Robert Delpino		1	2	2.0	2	0	0
Charles White		1	2	2.0	2	0	0
Henry Ellard		1	2	2.0	2	0	0
Vikings		Att	Yds <td>Avg <td>LG <td>TD</td> <td></td> </td></td>	Avg <td>LG <td>TD</td> <td></td> </td>	LG <td>TD</td> <td></td>	TD	
Allen Rice		17	79	4.6	17	1	0
Darrin Nelson		3	9	3.0	7	0	0
Alfred Anderson		6	9	1.5	7	2	0
Rick Fenney		2	5	2.5	3	0	0
Wade Wilson		5	1	0.2	3	0	0

RECEIVING		No	Yds	Avg	LG	TD
Rams		4	54	13.5	29	0
Henry Ellard		3	44	14.7	24	1
Pete Holohan		4	34	8.5	19	0
Buford McGee		2	33	16.5	21	0
Robert Delpino		2	29	14.5	17	0
William Anderson		3	27	9.0	18	1
Damone Johnson		1	26	26.0	26	0
Ron Brown		1	26	26.0	26	0
Vikings		No <td>Yds <td>Avg <td>LG <td>TD</td> </td></td></td>	Yds <td>Avg <td>LG <td>TD</td> </td></td>	Avg <td>LG <td>TD</td> </td>	LG <td>TD</td>	TD
Anthony Carter		4	102	25.5	46	0
Jim Gustafson		2	52	26.0	34	0
Hassan Jones		2	28	14.0	18	0
Steve Jordan		1	19	19.0	19	0
Rick Fenney		3	19	6.3	8	0
Allen Rice		1	12	12.0	12	0
Alfred Anderson		2	10	5.0	5	0

#### INTERCEPTIONS

Rams	No	Yds	Avg	LG	TD
None	0	0	0.0	0	0
Vikings	No	Yds	Avg	LG	TD
Joey Browner	2	40	20.0	26	0
Scott Studwell	1	0	0.0	0	0

#### PUNTING

Rams	No	Yds	Avg	LG	TBIN20	Bk
Dale Hatcher	5	241	48.2	63	0	2
Vikings	No	Yds	Avg	LG	TBIN20	Bk
Bucky Scribner	7	291	41.6	51	0	1

#### PUNT RETURNS

Rams	No	FC	Yds	Avg	LG	TD
Clifford Hicks	4	0	46	11.5	32	0
Mickey Sutton	1	0	14	14.0	14	0
Vikings	No	FC	Yds	Avg	LG	TD
Anthony Carter	1	2	1	1.0	1	0
Leo Lewis	1	0	14	14.0	14	0

#### KICKOFF RETURNS

Rams	No	Yds	Avg	LG	TD
Ron Brown	4	71	17.8	22	0
Robert Delpino	1	35	35.0	35	0
Vikings	No	Yds	Avg	LG	TD
Darryl Harris	3	58	19.3	20	0

#### SACKS

Rams: Kevin Greene 3-19, Fred Strickland 2-27  
Vikings: Joey Browner 1-12

#### PASSING

Rams	Att	Com	Yds	Tkd/Yd	TD	LG	IN
Jim Everett	45	19	247	1/12	2	29	3
Vikings	Att	Com	Yds	Tkd/Yd	TD	LG	IN
Wade Wilson	28	17	253	5/46	1	46	0

## 1986 NFC WILDCARD GAME • WASHINGTON 19, RAMS 7

### RFK STADIUM, WASHINGTON, D.C. • SUNDAY, DECEMBER 28, 1986

RAMS 0 0 0 7 - 7  
Washington 10 3 3 3 - 19

WAS - FG Atkinson 25  
WAS - Bryant 14-yard pass from Schroeder (Atkinson kick)  
WAS - FG Atkinson 20  
WAS - FG Atkinson 38  
RAMS - House 12-yard pass from Everett (Lansford kick)  
WAS - FG Atkinson 19  
PAID ATT -- 54,130

	RAMS	SKINS
<b>First Downs</b> .....	16	15
Rushing .....	9	7
Passing .....	6	5
Penalty .....	1	1
<b>Third Down Efficiency</b> .....	5-10-50%	7-16-44%
<b>Fourth Down Efficiency</b> .....	0-1-0%	0-0-0%
<b>Total Net Yards</b> .....	324	228
Total Offensive Plays.....	64	64
Avg. Gain Per Play.....	5.1	3.6
<b>Rushes-Yards</b> .....	34-198	41-138
Avg. Gain Per Rush.....	5.8	3.4
<b>Net Passing Yards</b> .....	126	90
Att-Comp-Int.....	18-9-2	23-13-0
Avg. Gain Per Pass.....	6.6	3.9
<b>Sacks Allowed-Yards</b> .....	1-10	0-0
<b>Punts-Avg</b> .....	3-38.3	5-42.2
<b>Penalties-Yards</b> .....	8-70	6-45
<b>Fumbles-Lost</b> .....	4-4	1-1
<b>Time of Possession</b> .....	23:54	36:06

#### RAMS STARTERS

WR Kevin House	LE Doug Reed
LT Irv Pankey	NT Shawn Miller
LG Tom Newberry	RE Reggie Doss
C Doug Smith	LOLB Mel Owens
RG Dennis Harrah	LILB Mark Jerue
RT Jackie Slater	RILB Carl Ekern
TE David Hill	ROLB Mike Wilcher
WR Henry Ellard	LC Jerry Gray
QB Jim Everett	RC LeRoy Irvin
RB Barry Redden	FS Vince Newsome

RB Eric Dickerson SS Nolan Cromwell

RUSHING						
	Att	Yds	Avg	LG	T	D
Rams						
Eric Dickerson	26	158	6.1	65	0	0
Barry Redden	7	28	4.0	13	0	0
Jim Everett	1	12	12.0	12	0	0
Redskins						
George Rogers	29	115	4.0	15	0	0
Kevin Bryant	4	17	4.3	9	0	0
Keith Griffin	5	8	1.6	4	0	0
Jay Schroeder	3	-2	-0.7	0	0	0

RECEIVING						
	No	Yds	Avg	LG	TD	
Rams						
Kevin House	3	70	23.3	45	1	
David Hill	3	27	9.0	13	0	
Barry Redden	1	20	20.0	20	0	
Henry Ellard	1	14	14.0	14	0	
Darren Long	1	5	5.0	5	0	
Redskins						
Art Monk	5	34	6.8	11	0	
Kevin Bryant	2	18	9.0	14	1	
Ricky Sanders	2	15	7.5	10	0	
Gary Clark	1	8	8.0	8	0	
Don Warren	1	7	7.0	7	0	
Clint Didier	1	4	4.0	4	0	
George Rogers	1	4	4.0	4	0	

INTERCEPTIONS						
	No	Yds	Avg	LG	TD	
Rams						
None						
Redskins						
Alvin Walton	1	16	16.0	16	0	

Barry Wilburn 1 2 2.0 2 0

PUNTING						
	No	Yds	Avg	LG	TB	IN20 Bk
Rams						
Dale Hatcher	3	115	38.3	42	0	0
Redskins						
Steve Cox	5	211	42.2	51	0	2

PUNT RETURNS						
	No	FC	Yds	Avg	LG	TD
Rams						
Henry Ellard	2	0	23	11.5	14	0
Johnnie Johnson	0	1	0	0.0	0	0
Redskins						
Eric Yarber	2	0	8	4.0	9	0

KICKOFF RETURNS						
	No	Yds	Avg	LG	TD	
Rams						
Charles White	3	42	14.0	27	0	
Mickey Sutton	2	37	18.5	20	0	
Mike McDonald	1	7	7.0	7	0	
Redskins						
Dwight Garner	2	27	13.5	14	0	

**SACKS**  
Rams: None  
Redskins: Charles Mann 1-10

PASSING							
	Att	Com	Yds	Tkd/Yd	TD	LG	IN
Rams							
Jim Everett	18	9	136	1/10	1	45	2
Redskins							
Jay Schroeder	23	13	90	0/0	1	14	0

## 1985 NFC CHAMPIONSHIP GAME • CHICAGO 24, RAMS 0

### SOLDIER FIELD, CHICAGO, IL • SUNDAY, JANUARY 12, 1986

RAMS 0 0 0 0 - 0  
Chicago 10 0 7 7 - 24

CHI - McMahon 16-yard run (Butler kick)  
CHI - FG Butler 34  
CHI - Gault 22-yard pass from McMahon (Butler kick)  
CHI - Marshall 52-yard fumble return (Butler kick)  
PAID ATT -- 63,522

	RAMS	BEARS
<b>First Downs</b> .....	9	13
Rushing .....	5	5
Passing .....	3	8
Penalty .....	1	0
<b>Third Down Efficiency</b> .....	2-14-14%	4-16-25%
<b>Fourth Down Efficiency</b> .....	0-0-0%	1-1-10%
<b>Total Net Yards</b> .....	130	232
Total Offensive Plays.....	60	61
Avg. Gain Per Play.....	2.2	3.8
<b>Rushes-Yards</b> .....	26-86	33-91
Avg. Gain Per Rush.....	3.3	2.8
<b>Net Passing Yards</b> .....	44	141
Att-Comp-Int.....	31-10-1	25-16-0
Avg. Gain Per Pass.....	1.3	5.0
<b>Sacks Allowed-Yards</b> .....	3-22	3-23
<b>Punts-Avg</b> .....	11-39.2	10-36.3
<b>Penalties-Yards</b> .....	4-25	6-48
<b>Fumbles-Lost</b> .....	4-2	3-1
<b>Time of Possession</b> .....	25:33	34:27

#### RAMS STARTERS

WR Henry Ellard	LE Doug Reed
LT Irv Pankey	NT Charles DeJurnett
LG Kent Hill	RE Reggie Doss
C Tony Staton	LOLB Mel Owens
RG Dennis Harrah	LILB Carl Ekern
RT Jackie Slater	RILB Jim Collins
TE David Hill	ROLB Mike Wilcher
WR Ron Brown	LC Gary Green
RB Barry Redden	RC LeRoy Irvin

QB Dieter Brock SS Nolan Cromwell  
RB Eric Dickerson FS Johnnie Johnson

RUSHING						
	Att	Yds	Avg	LG	T	D
Rams						
Eric Dickerson	17	46	2.7	9	0	0
Barry Redden	9	40	4.4	12	0	0
Bears						
Walter Payton	18	32	1.8	8	0	0
Willie Gault	6	23	3.8	9	0	0
Jim McMahon	4	28	7.0	16	1	0
Calvin Thomas	3	-1	-0.3	1	0	0
Dennis Gentry	2	9	4.5	7	0	0

RECEIVING						
	No	Yds	Avg	LG	TD	
Rams						
Tony Hunter	3	29	6.7	15	0	
Ron Brown	2	14	7.0	11	0	
Eric Dickerson	3	10	3.3	7	0	
Bobby Duckworth	1	8	8.0	8	0	
Henry Ellard	1	5	5.0	5	0	
Bears						
Walter Payton	7	48	6.9	19	0	
Emery Moorehead	4	56	14.0	22	1	
Emery Moorehead	2	28	14.0	20	0	
Tim Wrightman	1	17	17.0	17	0	
Tim Wrightman	1	8	8.0	8	0	
Matt Suhay	1	7	7.0	7	0	

INTERCEPTIONS						
	No	Yds	Avg	LG	TD	
Rams						
None						
Bears						
Leslie Frazier	1	-3	-3.0	3	0	

PUNTING						
	No	Yds	Avg	LG	TB	IN20 Bk
Rams						
Dale Hatcher	11	431	39.2	51	0	3
Bears						
Maury Buford	10	363	36.3	55	0	2

PUNT RETURNS						
	No	FC	Yds	Avg	LG	TD
Rams						
Henry Ellard	1	0	6	6.0	6	0
Johnnie Johnson	2	1	6	3.0	3	0
LeRoy Irvin	1	0	4	4.0	4	0
Bears						
Keith Ortego	4	0	21	5.3	8	0
Dave Duerson	0	1	0	0.0	0	0
Reggie Phillips	1	0	0	0.0	0	0

KICKOFF RETURNS						
	No	Yds	Avg	LG	TD	
Rams						
Ron Brown	3	63	21.0	45	0	
Barry Redden	1	13	13.0	13	0	
Bears						
Dennis Gentry	1	22	22.0	22	0	

**SACKS**  
Rams: Doug Reed 2-13, Reggie Doss 1-7  
Bears: Richard Dent 1-11, William Perry 1-7, Dan Hampton 1-4

PASSING							
	Att	Com	Yds	Tkd/Yd	TD	LG	IN
Rams							
Dieter Brock	31	10	66	3/22	0	15	1
Bears							
Jim McMahon	25	16	164	3/23	1	22	0

# 1985 NFC DIVISIONAL PLAYOFF GAME • RAMS 20, DALLAS 0

## ANAHEIM STADIUM, ANAHEIM, CA • SATURDAY, JANUARY 4, 1986

Dallas	0	0	0	0	-0
RAMS	3	0	10	7	-20

RAMS - FG Lansford 33  
 RAMS - Dickerson 55-yard run (Lansford kick)  
 RAMS - FG Lansford 34  
 RAMS - Dickerson 40-yard run (Lansford kick)  
 PAID ATT -- 66,351

	<b>BOYS</b>	<b>RAMS</b>
First Downs	15	15
Rushing	3	11
Passing	12	3
Penalty	0	1
Third Down Efficiency	3-14-21%	3-15-20%
Fourth Down Efficiency	2-4-50%	0-1-0%
Total Net Yards	243	316
Total Offensive Plays	66	64
Avg. Gain Per Play	3.7	4.9
Rushes-Yards	18-61	41-269
Avg. Gain Per Rush	3.4	6.6
Net Passing Yards	182	47
Att-Comp-Int	43-24-3	22-6-1
Avg. Gain Per Pass	3.8	2.0
Sacks Allowed-Yards	5-35	1-3
Punts-Avg	7-46.9	7-40.7
Penalties-Yards	5-30	2-29
Fumbles-Lost	3-3	3-1
Time of Possession	30:45	29:15

### RAMS STARTERS

WR Henry Ellard	LE	Doug Reed
LT Irv Pankey	NT	Charles DeJurnett
LG Kent Hill	RE	Reggie Doss
C Tony Slaton	LOLB	Mel Owens
RG Dennis Harrah	LILB	Carl Ekern
RT Jackie Stalter	RILB	Jim Collins
TE David Hill	ROLB	Mike Wilcher
WR Ron Brown	LC	Gary Green
RB Barry Redden	RC	LeRoy Irvin
QB Dieter Brock	SS	Nolan Cromwell
RB Eric Dickerson	FS	Johnnie Johnson

<b>RUSHING</b>						
<b>Cowboys</b>	<b>Att</b>	<b>Yds</b>	<b>Avg</b>	<b>LG</b>	<b>T</b>	<b>D</b>
Tony Dorsett	17	58	3.4	14	0	0
Timmy Newsome	1	3	3.0	3	0	0
<b>Rams</b>	<b>Att</b>	<b>Yds</b>	<b>Avg</b>	<b>LG</b>	<b>TD</b>	
Eric Dickerson	34	248	7.3	55t	2	
Barry Redden	6	21	3.5	7	0	
Dieter Brock	1	0	0.0	0	0	

<b>RECEIVING</b>						
<b>Cowboys</b>	<b>No</b>	<b>Yds</b>	<b>Avg</b>	<b>LG</b>	<b>TD</b>	
Tony Dorsett	8	80	10.0	22	0	
Doug Cosbie	6	61	10.2	21	0	
Tony Hill	5	41	8.2	14	0	
Timmy Newsome	3	10	3.3	7	0	
Karl Powe	1	19	19.0	19	0	
James Jones	1	6	6.0	6	0	
<b>Rams</b>	<b>No</b>	<b>Yds</b>	<b>Avg</b>	<b>LG</b>	<b>TD</b>	
Henry Ellard	2	33	16.5	21	0	
Barry Redden	1	15	15.0	15	0	
David Hill	1	3	3.0	3	0	
Tony Hunter	1	3	3.0	3	0	
Eric Dickerson	1	-4	-4.0	-4	0	

<b>INTERCEPTIONS</b>						
<b>Cowboys</b>	<b>No</b>	<b>Yds</b>	<b>Avg</b>	<b>LG</b>	<b>TD</b>	
Everson Walls	1	20	20.0	20	0	
<b>Rams</b>	<b>No</b>	<b>Yds</b>	<b>Avg</b>	<b>LG</b>	<b>TD</b>	
LeRoy Irvin	1	55	55.0	55	0	
Jerry Gray	1	10	10.0	10	0	
Gary Green	1	1	1.0	1	0	

<b>PUNTING</b>						
<b>Cowboys</b>	<b>No</b>	<b>Yds</b>	<b>Avg</b>	<b>LG</b>	<b>TB</b>	<b>IN20 Blk</b>
Mike Saxon	7	328	46.9	53	2	2
<b>Rams</b>	<b>No</b>	<b>Yds</b>	<b>Avg</b>	<b>LG</b>	<b>TB</b>	<b>IN20 Blk</b>
Dale Hatcher	7	285	40.7	55	0	2

<b>PUNT RETURNS</b>						
<b>Cowboys</b>	<b>No</b>	<b>FC</b>	<b>Yds</b>	<b>Avg</b>	<b>LG</b>	<b>TD</b>
Gordon Banks	4	3	30	7.5	23	0
<b>Rams</b>	<b>No</b>	<b>FC</b>	<b>Yds</b>	<b>Avg</b>	<b>LG</b>	<b>TD</b>
Henry Ellard	4	0	37	9.3	23	0

<b>KICKOFF RETURNS</b>						
<b>Cowboys</b>	<b>No</b>	<b>Yds</b>	<b>Avg</b>	<b>LG</b>	<b>TD</b>	
Kenny Duckett	4	99	24.8	32	0	
James Jones	1	11	11.0	11	0	
<b>Rams</b>	<b>No</b>	<b>Yds</b>	<b>Avg</b>	<b>LG</b>	<b>TD</b>	
Charles White	1	14	14.0	14	0	

<b>SACKS</b>						
<b>Cowboys:</b>	Ed Jones	1-3				
<b>Rams:</b>	Gary Jeter	3-25,	Mike Wilcher	1-8,	Kevin Greene	1-2

<b>PASSING</b>										
<b>Cowboys</b>	<b>Att</b>	<b>Com</b>	<b>Yds</b>	<b>Tkd/Yd</b>	<b>TD</b>	<b>LG</b>	<b>IN</b>			
Danny White	43	24	217	5/35	0	22	3			
<b>Rams</b>	<b>Att</b>	<b>Com</b>	<b>Yds</b>	<b>Tkd/Yd</b>	<b>TD</b>	<b>LG</b>	<b>IN</b>			
Dieter Brock	22	6	50	1/3	0	21	1			

# 1984 NFC WILDCARD GAME • NEW YORK GIANTS 16, RAMS 13

## ANAHEIM STADIUM, ANAHEIM, CA • SUNDAY, DECEMBER 23, 1984

New York Giants	10	0	6	7	0-16
RAMS	0	3	7	3	-13

NYG - FG Haji-Sheikh 37  
 NYG - Carpenter 1-yard run (Haji-Sheikh kick)  
 RAMS - FG Lansford 38  
 NYG - FG Haji-Sheikh 39  
 RAMS - Dickerson 14-yard run (Lansford kick)  
 NYG - FG Haji-Sheikh 36  
 RAMS - FG Lansford 22  
 PAID ATT -- 67,037

	<b>GIANTS</b>	<b>RAMS</b>
First Downs	16	12
Rushing	5	5
Passing	8	5
Penalty	3	2
Third Down Efficiency	8-16-50%	2-9-22%
Fourth Down Efficiency	0-0-0%	0-1-0%
Total Net Yards	192	214
Total Offensive Plays	62	43
Avg. Gain Per Play	3.1	5.0
Rushes-Yards	27-40	26-107
Avg. Gain Per Rush	3.5	4.1
Net Passing Yards	152	107
Att-Comp-Int	31-22-0	15-11-0
Avg. Gain Per Pass	4.3	6.3
Punts-Avg	4-27	2-2
Sacks Allowed-Yards	4-38.8	4-37.8
Penalties-Yards	5-81	10-75
Fumbles-Lost	3-0	2-2
Time of Possession	34:03	25:57

### RAMS STARTERS

WR Drew Hill	LE	Jack Youngblood
LT Irv Pankey	NT	Greg Meisner
LG Kent Hill	RE	Reggie Doss
C Doug Smith	LOLB	Mel Owens
RG Dennis Harrah	LILB	Carl Ekern
RT Bill Bain	RILB	Jim Collins
TE David Hill	ROLB	Mike Wilcher
WR Henry Ellard	LC	Gary Green
UB James McDonald	RC	LeRoy Irvin
QB Jeff Kemp	SS	Timmy Newsome
RB Eric Dickerson	FS	Johnnie Johnson

<b>RUSHING</b>						
<b>Giants</b>	<b>Att</b>	<b>Yds</b>	<b>Avg</b>	<b>LG</b>	<b>T</b>	<b>D</b>
Rob Carpenter	13	20	1.5	8	1	1
Joe Morris	10	21	2.1	6	0	0
Phil Simms	4	-1	-0.3	3	0	0
<b>Rams</b>	<b>Att</b>	<b>Yds</b>	<b>Avg</b>	<b>LG</b>	<b>TD</b>	
Eric Dickerson	23	107	4.7	24	1	
Dwayne Crutchfield	2	-2	-1.0	1	0	
Jeff Kemp	1	2	2.0	2	0	

<b>RECEIVING</b>						
<b>Giants</b>	<b>No</b>	<b>Yds</b>	<b>Avg</b>	<b>LG</b>	<b>TD</b>	
Rob Carpenter	7	23	3.3	8	0	
Zeke Mowatt	7	73	10.4	24	0	
Lionel Manuel	3	52	17.3	25	0	
Ernest Gray	2	20	10.0	11	0	
Bobby Johnson	1	6	6.0	6	0	
Tony Gallbreath	1	3	3.0	3	0	
Joe Morris	1	2	2.0	2	0	
<b>Rams</b>	<b>No</b>	<b>Yds</b>	<b>Avg</b>	<b>LG</b>	<b>TD</b>	
Ron Brown	3	32	10.7	19	0	
Mike Barber	3	31	10.3	16	0	
Henry Ellard	2	22	11.0	20	0	
James McDonald	2	18	9.0	11	0	
David Hill	1	6	6.0	6	0	

<b>INTERCEPTIONS</b>						
<b>Giants</b>	<b>No</b>	<b>Yds</b>	<b>Avg</b>	<b>LG</b>	<b>TD</b>	
None						
<b>Rams</b>	<b>No</b>	<b>Yds</b>	<b>Avg</b>	<b>LG</b>	<b>TD</b>	
None						

<b>PASSING</b>										
<b>Giants</b>	<b>Att</b>	<b>Com</b>	<b>Yds</b>	<b>Tkd/Yd</b>	<b>TD</b>	<b>LG</b>	<b>IN</b>			
Phil Simms	31	22	179	4/27	0	25	0			
<b>Rams</b>	<b>Att</b>	<b>Com</b>	<b>Yds</b>	<b>Tkd/Yd</b>	<b>TD</b>	<b>LG</b>	<b>IN</b>			
Jeff Kemp	15	11	109	2/2	0	20	0			

<b>PUNTING</b>						
<b>Giants</b>	<b>No</b>	<b>Yds</b>	<b>Avg</b>	<b>LG</b>	<b>TB</b>	<b>IN20 Blk</b>
Dave Jennings	4	155	38.8	47	0	2
<b>Rams</b>	<b>No</b>	<b>Yds</b>	<b>Avg</b>	<b>LG</b>	<b>TB</b>	<b>IN20 Blk</b>
John Misko	4	151	37.8	42	0	0

<b>PUNT RETURNS</b>						
<b>Giants</b>	<b>No</b>	<b>FC</b>	<b>Yds</b>	<b>Avg</b>	<b>LG</b>	<b>TD</b>
Lionel Manuel	3	1	25	8.3	17	0
<b>Rams</b>	<b>No</b>	<b>FC</b>	<b>Yds</b>	<b>Avg</b>	<b>LG</b>	<b>TD</b>
Henry Ellard	2	0	17	8.5	14	0

<b>KICKOFF RETURNS</b>						
<b>Giants</b>	<b>No</b>	<b>Yds</b>	<b>Avg</b>	<b>LG</b>	<b>TD</b>	
Kenny Hill	3	49	16.3	18	0	
Frank Cephus	1	20	20.0	20	0	
<b>Rams</b>	<b>No</b>	<b>Yds</b>	<b>Avg</b>	<b>LG</b>	<b>TD</b>	
Barry Redden	5	92	18.4	27	0	

<b>SACKS</b>						
<b>Giants:</b>	George Martin	1-2,	Lawrence Taylor	1-0		
<b>Rams:</b>	Charles DeJurnett	1-10,	Carl Ekern	1-10,	Jim Collins	1-5,
	Mike Wilcher	1-2				



# 1983 NFC DIVISIONAL PLAYOFF GAME • WASHINGTON 51, RAMS 7

## RFK STADIUM, WASHINGTON, D.C. • SUNDAY, JANUARY 1, 1984

RAMS	0	7	0	0	-7
Washington	17	21	6	7	-51

WAS - Riggin 3-yard run (Moseley kick)  
 WAS - Monk 40-yard pass from Theismann (Moseley kick)  
 WAS - FG Moseley 42  
 WAS - Riggin 1-yard run (Moseley kick)  
 RAMS - Dennard 32-yard pass from Ferragamo (Lansford kick)  
 WAS - Monk 21-yard pass from Theismann (Moseley kick)  
 WAS - Riggin 1-yard run (Moseley kick)  
 WAS - FG Moseley 36  
 WAS - FG Moseley 41  
 WAS - Green 72-yard interception return (Moseley kick)  
 PAID ATT -- 55,363

	<b>RAMS</b>	<b>SKINS</b>
<b>First Downs</b> .....	12	23
Rushing.....	2	10
Passing.....	9	12
Penalty.....	1	1
<b>Third Down Efficiency</b> .....	3-14-21%	8-15-53%
<b>Fourth Down Efficiency</b> .....	2-5-0%	0-1-0%
<b>Total Net Yards</b> .....	204	445
Total Offensive Plays.....	62	65
Avg. Gain Per Play.....	3.3	6.8
<b>Rushes-Yards</b> .....	16-51	40-130
Avg. Gain Per Rush.....	3.2	3.3
<b>Net Passing Yards</b> .....	153	315
Att-Comp-Int.....	43-20-3	25-20-0
Avg. Gain Per Pass.....	3.3	12.6
<b>Sacks Allowed-Yards</b> .....	3-22	0-0
<b>Punts-Avg</b> .....	7-33.8	3-28.0
<b>Penalties-Yards</b> .....	7-41	6-55
<b>Fumbles-Lost</b> .....	2-1	2-1
<b>Time of Possession</b> .....	24:35	35:25

### RAMS STARTERS

WR Preston Dennard	LE	Jack Youngblood
LT Bill Bain	NT	Gregg Meisner
LG Kent Hill	RE	Reggie Doss
C Doug Smith	LOLB	Mel Owens
RG Dennis Harrah	LILB	Jim Collins
RT Jackie Slater	RILB	Carl Ekern
TE Mike Barber	ROLB	George Andrews
WR George Farmer	LC	Eric Harris
QB Vince Ferragamo	RC	LeRoy Irvin

QB Vince Ferragamo	FS	Johnnie Johnson
RB Eric Dickerson	SS	Nolan Cromwell

### RUSHING

<b>Rams</b>	<b>Att</b>	<b>Yds</b>	<b>Avg</b>	<b>LG</b>	<b>T</b>	<b>D</b>
Eric Dickerson	10	16	1.6	4	0	0
A.J. Jones	4	28	7.0	19	0	0
Barry Redden	2	7	3.5	4	0	0
<b>Redskins</b>	<b>Att</b>	<b>Yds</b>	<b>Avg</b>	<b>LG</b>	<b>T</b>	<b>D</b>
John Riggin	25	119	4.8	16	3	0
Joe Washington	5	-2	-0.4	1	0	0
Nick Gaiquinto	4	9	2.3	3	0	0
Reggie Evans	3	4	1.3	4	0	0
Obi Wonsley	2	3	1.5	2	0	0
Bob Holly	1	-3	-3.0	-3	0	0

### RECEIVING

<b>Rams</b>	<b>No</b>	<b>Yds</b>	<b>Avg</b>	<b>LG</b>	<b>TD</b>
Eric Dickerson	6	9	1.5	3	0
Mike Guman	5	29	5.8	8	0
Mike Barber	3	42	14.0	18	0
Henry Ellard	3	39	13.0	15	0
Preston Dennard	2	50	25.0	32	1
David Hill	1	6	6.0	6	0
<b>Redskins</b>	<b>No</b>	<b>Yds</b>	<b>Avg</b>	<b>LG</b>	<b>TD</b>
Charlie Brown	6	171	28.5	38	0
Art Monk	4	60	15.0	40	2
Don Warren	3	23	7.7	12	0
Nick Gaiquinto	2	17	8.5	11	0
Alvin Garrett	2	13	6.5	7	0
Rick Walker	1	14	14.0	14	0
Joe Washington	1	10	10.0	10	0
Clint Didier	1	7	7.0	7	0

### INTERCEPTIONS

<b>Rams</b>	<b>No</b>	<b>Yds</b>	<b>Avg</b>	<b>LG</b>	<b>TD</b>
None					
<b>Redskins</b>	<b>No</b>	<b>Yds</b>	<b>Avg</b>	<b>LG</b>	<b>TD</b>
Darrell Green	1	72	72.0	72	1
Ken Coffey	1	0	0.0	0	0
Anthony Washington	1	0	0.0	0	0

### PUNTING

<b>Rams</b>	<b>No</b>	<b>Yds</b>	<b>Avg</b>	<b>LG</b>	<b>TBIN20</b>	<b>Bk</b>
John Misko	7	227	33.8	40	0	1
<b>Redskins</b>	<b>No</b>	<b>Yds</b>	<b>Avg</b>	<b>LG</b>	<b>TBIN20</b>	<b>Bk</b>
Jeff Hayes	3	84	28.0	29	0	2

### PUNT RETURNS

<b>Rams</b>	<b>No</b>	<b>FC</b>	<b>Yds</b>	<b>Avg</b>	<b>LG</b>	<b>TD</b>
Henry Ellard	1	0	4	4.0	4	0
Johnnie Johnson	0	2	0	0.0	0	0
<b>Redskins</b>	<b>No</b>	<b>FC</b>	<b>Yds</b>	<b>Avg</b>	<b>LG</b>	<b>TD</b>
Nick Gaiquinto	3	3	56	18.7	48	0

### KICKOFF RETURNS

<b>Rams</b>	<b>No</b>	<b>Yds</b>	<b>Avg</b>	<b>LG</b>	<b>TD</b>
Henry Ellard	7	120	17.1	37	0
Barry Redden	2	22	11.0	13	0
Eric Williams	1	9	9.0	9	0
<b>Redskins</b>	<b>No</b>	<b>Yds</b>	<b>Avg</b>	<b>LG</b>	<b>TD</b>
Alvin Garrett	2	47	23.5	38	0

### SACKS

**Rams:** None  
**Redskins:** Rich Milot 1-9, Charles Mann 1-8, Dexter Manley 1-5

### PASSING

<b>Rams</b>	<b>Att</b>	<b>Com</b>	<b>Yds</b>	<b>Tkd/Yd</b>	<b>TD</b>	<b>LG</b>	<b>IN</b>
Vince Ferragamo	43	20	175	3/22	1	32	3
<b>Redskins</b>	<b>Att</b>	<b>Com</b>	<b>Yds</b>	<b>Tkd/Yd</b>	<b>RE</b>	<b>TD</b>	<b>LG</b>
Joe Theismann	23	18	302	0/0	2	48	0
Bob Holly	2	2	13	0/0	0	7	0

# 1983 NFC WILDCARD GAME • RAMS 24, DALLAS 17

TEXAS STADIUM, DALLAS, TX • MONDAY, DECEMBER 26, 1983

RAMS	7	0	7	10	-24
Dallas	0	7	3	7	-17

RAMS - Hill 18-yard pass from Ferrago (Lansford kick)  
 DAL - Hill 14-yard pass from White (Septien kick)  
 DAL - FG Septien 41  
 RAMS - Dennard 16-yard pass from Ferragamo (Lansford kick)  
 RAMS - Farmer 8-yard pass from Ferragamo (Lansford kick)  
 RAMS - FG Lansford 20  
 DAL - Cosbie 2-yard pass from White (Septien kick)  
 PAID ATT -- 63,536

	<b>RAMS</b>	<b>BOYS</b>
<b>First Downs</b> .....	19	24
Rushing.....	5	4
Passing.....	11	20
Penalty.....	3	0
<b>Third Down Efficiency</b> .....	4-13-31%	7-15-47%
<b>Fourth Down Efficiency</b> .....	0-1-0%	2-2-100%
<b>Total Net Yards</b> .....	243	363
Total Offensive Plays.....	63	76
Avg. Gain Per Play.....	3.5	4.8
<b>Rushes-Yards</b> .....	30-94	20-63
Avg. Gain Per Rush.....	3.1	3.2
<b>Net Passing Yards</b> .....	149	300
Att-Comp-Int.....	31-16-0	53-32-3
Avg. Gain Per Pass.....	4.5	5.3
<b>Sacks Allowed-Yards</b> .....	2-14	3-30
<b>Punts-Avg</b> .....	6-37.3	5-31.4
<b>Penalties-Yards</b> .....	4-18	6-40
<b>Fumbles-Lost</b> .....	0-0	2-1
<b>Time of Possession</b> .....	28:35	31:25

### RAMS STARTERS

WR Preston Dennard	LE	Jack Youngblood
LT Bill Bain	NT	Gregg Meisner
LG Kent Hill	RE	Reggie Doss
C Doug Smith	LOLB	Mel Owens
RG Dennis Harrah	LILB	Jim Collins
RT Jackie Slater	RILB	Carl Ekern
TE Mike Barber	ROLB	George Andrews
WR George Farmer	LC	Eric Harris
QB Vince Ferragamo	RC	LeRoy Irvin
RB Eric Dickerson	SS	Nolan Cromwell

### RUSHING

<b>Rams</b>	<b>Att</b>	<b>Yds</b>	<b>Avg</b>	<b>LG</b>	<b>T</b>	<b>D</b>
Eric Dickerson	23	99	3.4	20	0	0
Barry Redden	3	5	1.7	2	0	0
Vince Ferragamo	4	-10	-2.5	-2	0	0
<b>Cowboys</b>	<b>Att</b>	<b>Yds</b>	<b>Avg</b>	<b>LG</b>	<b>TD</b>	
Tony Dorsett	17	59	3.5	11	0	
Ron Springs	2	4	2.0	3	0	
Danny White	1	0	0.0	0	0	

### RECEIVING

<b>Rams</b>	<b>No</b>	<b>Yds</b>	<b>Avg</b>	<b>LG</b>	<b>TD</b>
George Farmer	5	47	9.4	18	1
Preston Dennard	4	44	11.0	16	1
Mike Barber	2	20	10.0	11	0
David Hill	2	19	8.5	18	1
Eric Dickerson	2	11	5.5	8	0
Henry Ellard	1	22	22.0	22	0
<b>Cowboys</b>	<b>No</b>	<b>Yds</b>	<b>Avg</b>	<b>LG</b>	<b>TD</b>
Tony Hill	9	115	12.8	23	1
Ron Springs	6	38	6.3	12	0
Doug Cosbie	6	62	10.3	22	1
Tony Dorsett	4	12	3.0	6	0
Butch Johnson	3	20	6.7	12	0
Drew Pearson	2	49	24.5	30	0
Timmy Newsome	2	25	12.5	15	0
Billy Joe DuPree	1	9	9.0	9	0

### INTERCEPTIONS

<b>Rams</b>	<b>No</b>	<b>Yds</b>	<b>Avg</b>	<b>LG</b>	<b>TD</b>
LeRoy Irvin	1	94	94.0	94	0
Jim Collins	1	12	12.0	12	0
Mel Owens	1	5	5.0	5	0
<b>Cowboys</b>	<b>No</b>	<b>Yds</b>	<b>Avg</b>	<b>LG</b>	<b>TD</b>
None					

### PUNTING

<b>Rams</b>	<b>No</b>	<b>Yds</b>	<b>Avg</b>	<b>LG</b>	<b>TBIN20</b>	<b>Bk</b>
John Misko	6	224	37.3	41	0	1
<b>Cowboys</b>	<b>No</b>	<b>Yds</b>	<b>Avg</b>	<b>LG</b>	<b>TBIN20</b>	<b>Bk</b>
Danny White	5	157	31.4	40	0	1

### PUNT RETURNS

<b>Rams</b>	<b>No</b>	<b>FC</b>	<b>Yds</b>	<b>Avg</b>	<b>LG</b>	<b>TD</b>
Henry Ellard	1	1	7	7.0	7	0
Johnnie Johnson	1	0	3	3.0	3	0
<b>Cowboys</b>	<b>No</b>	<b>FC</b>	<b>Yds</b>	<b>Avg</b>	<b>LG</b>	<b>TD</b>
Gary Allen	4	0	16	4.0	16	0

### KICKOFF RETURNS

<b>Rams</b>	<b>No</b>	<b>Yds</b>	<b>Avg</b>	<b>LG</b>	<b>TD</b>
Henry Ellard	2	37	18.5	20	0
Mike Guman	1	9	9.0	9	0
<b>Cowboys</b>	<b>No</b>	<b>Yds</b>	<b>Avg</b>	<b>LG</b>	<b>TD</b>
Ron Fellsows	4	68	17.0	33	0
Ron Springs	1	12	12.0	12	0

### SACKS

**Rams:** Gary Jeter 1-11, Charles DeJurnett 1-10, Mel Owens 1-9  
**Cowboys:** Bill Bates 1-8, Ed Jones 1-6

### PASSING

<b>Rams</b>	<b>Att</b>	<b>Com</b>	<b>Yds</b>	<b>Tkd/Yd</b>	<b>TD</b>	<b>LG</b>	<b>IN</b>
Vince Ferragamo	30	15	162	2/14	3	22	0
Eric Dickerson	1	1	1	0/0	0	1	0
<b>Cowboys</b>	<b>Att</b>	<b>Com</b>	<b>Yds</b>	<b>Tkd/Yd</b>	<b>TD</b>	<b>LG</b>	<b>IN</b>
Danny White	53	32	330	3/30	2	30	3

# 1980 NFC WILDCARD GAME • DALLAS 34, RAMS 13

TEXAS STADIUM, DALLAS, TX • SUNDAY, DECEMBER 28 1980

RAMS	6	7	0	0	-13
Dallas	3	10	14	7	-34
DAL - FG Septien 28					
RAMS - Thomas 1-yard run (kick blocked)					
DAL - FG Septien 29					
RAMS - Dennard 21-yard pass from Ferragamo (Corral kick)					
DAL - Dorsett 12-yard run (Septien kick)					
DAL - Dorsett 10-yard pass from White (Septien kick)					
DAL - Johnson 35-yard pass from White (Septien kick)					
DAL - Pearson 11-yard pass from White (Septien kick)					
PAID ATT -- 63,052					

<b>RAMS 'BOYS</b>	
First Downs	15
Rushing	29
Passing	7
Penalty	1
<b>Third Down Efficiency</b> 7-14-50% 8-12-67%	
Total Net Yards	260
Total Offensive Plays	55
Avg. Gain Per Play	4.7
<b>Rushes-Yards</b> 24-92 46-338	
Avg. Gain Per Rush	3.8
Avg. Gain Per Pass	5.4
<b>Net Passing Yards</b> 168 190	
Att-Comp-Int	30-14-3
Avg. Gain Per Pass	7.6
<b>Sacks Allowed-Yards</b> 1-7 0-0	
Punts-Avg	6-39.3 2-44.5
Penalties-Yards	5-50 11-79
Fumbles-Lost	1-0 2-0
Time of Possession	21:49 38:11

<b>RAMS STARTERS</b>			
WR Preston Dennard	LE	Jack Youngblood	
LT Doug France	LDT	Cody Jones	
LG Kent Hill	RDT	Larry Brooks	
C Rich Saul	RE	Fred Dryer	
RG Dennis Harrah	LLB	Jim Youngblood	
RT Jackie Slater	MLB	Jack Reynolds	
TE Victor Hicks	RLB	George Andrews	
WR Billy Waddy	LC	LeRoy Irvin	

QB Vince Ferragamo	RC	Rod Perry
HB Jewell Thomas	SS	Johnnie Johnson
FB Cullen Bryant	FS	Nolan Cromwell

<b>RUSHING</b>						
<b>Rams</b>	<b>Att</b>	<b>Yds</b>	<b>Avg</b>	<b>LG</b>	<b>T</b>	<b>D</b>
Jewell Thomas	14	48	3.4	12	1	
Cullen Bryant	10	44	4.4	14	0	
<b>Cowboys</b>	<b>Att</b>	<b>Yds</b>	<b>Avg</b>	<b>LG</b>	<b>TD</b>	<b>TD</b>
Tony Dorsett	22	160	7.3	23	1	
Ron Spriggs	4	58	14.5	32	0	
Robert Newhouse	11	46	4.2	16	0	
James Jones	5	38	7.6	22	0	
Timmy Newsome	2	34	17.0	19	0	
Danny White	2	2	1.0	2	0	

<b>RECEIVING</b>						
<b>Rams</b>	<b>No</b>	<b>Yds</b>	<b>Avg</b>	<b>LG</b>	<b>TD</b>	<b>TD</b>
Preston Dennard	6	117	19.5	32	1	
Jewell Thomas	3	26	8.7	20	0	
Terry Nelson	1	12	12.0	12	0	
Billy Waddy	1	9	9.0	9	0	
Cullen Bryant	2	7	3.5	5	0	
Mike Guman	1	5	5.0	5	0	
<b>Cowboys</b>	<b>No</b>	<b>Yds</b>	<b>Avg</b>	<b>LG</b>	<b>TD</b>	<b>TD</b>
Drew Pearson	4	60	15.0	19	1	
Tony Dorsett	3	28	9.3	15	1	
Jay Saldi	2	52	26.0	37	0	
Butch Johnson	1	35	35.0	35	1	
Tony Hill	1	8	8.0	8	0	
Billy Joe DuPree	1	7	7.0	7	0	

<b>INTERCEPTIONS</b>						
<b>Rams</b>	<b>No</b>	<b>Yds</b>	<b>Avg</b>	<b>LG</b>	<b>TD</b>	<b>TD</b>
Nolan Cromwell	1	44	44.0	44	0	
Lucious Smith	1	7	7.0	7	0	
LeRoy Irvin	1	0	0.0	0	0	
<b>Cowboys</b>	<b>No</b>	<b>Yds</b>	<b>Avg</b>	<b>LG</b>	<b>TD</b>	<b>TD</b>
Aaron Mitchell	1	12	12.0	12	0	
Steve Wilson	1	8	8.0	8	0	
Dexter Clinkscale	1	2	2.0	2	0	

<b>PUNTING</b>						
<b>Rams</b>	<b>No</b>	<b>Yds</b>	<b>Avg</b>	<b>LG</b>	<b>TBIN20</b>	<b>Blk</b>
Frank Corral	6	236	39.3	43	0	2
<b>Cowboys</b>	<b>No</b>	<b>Yds</b>	<b>Avg</b>	<b>LG</b>	<b>TBIN20</b>	<b>Blk</b>
Danny White	2	89	44.5	47	0	1

<b>PUNT RETURNS</b>						
<b>Rams</b>	<b>No</b>	<b>FC</b>	<b>Yds</b>	<b>Avg</b>	<b>LG</b>	<b>TD</b>
LeRoy Irvin	1	0	2	2.0	2	0
<b>Cowboys</b>	<b>No</b>	<b>FC</b>	<b>Yds</b>	<b>Avg</b>	<b>LG</b>	<b>TD</b>
James Jones	5	0	81	16.2	43	0

<b>KICKOFF RETURNS</b>						
<b>Rams</b>	<b>No</b>	<b>Yds</b>	<b>Avg</b>	<b>LG</b>	<b>TD</b>	<b>TD</b>
Drew Hill	5	110	22.0	27	0	0
Lucious Smith	1	10	10.0	10	0	0
<b>Cowboys</b>	<b>No</b>	<b>Yds</b>	<b>Avg</b>	<b>LG</b>	<b>TD</b>	<b>TD</b>
James Jones	3	72	24.0	33	0	0

<b>SACKS</b>						
<b>Rams:</b>	None					
<b>Cowboys:</b>	Bruce Thornton 1-7					

<b>PASSING</b>							
<b>Rams</b>	<b>Att</b>	<b>Com</b>	<b>Yds</b>	<b>Tkd/Yd</b>	<b>TD</b>	<b>LG</b>	<b>IN</b>
Vince Ferragamo	30	14	176	1/7	1	32	3
<b>Cowboys</b>	<b>Att</b>	<b>Com</b>	<b>Yds</b>	<b>Tkd/Yd</b>	<b>TD</b>	<b>LG</b>	<b>IN</b>
Danny White	25	12	190	0/0	0	37	3



# SUPER BOWL XIV • PITTSBURGH 31, RAMS 19

ROSE BOWL, PASADENA, CA • SUNDAY, JANUARY 20, 1980



RAMS	7	6	6	0	-19
Pittsburgh	3	7	7	14	-31
PIT - FG Bahr 41					
RAMS - Bryant 1-yard run (Corral kick)					
PIT - Harris 1-yard run (Bahr kick)					
RAMS - FG Corral 31					
RAMS - FG Corral 45					
PIT - Swann 47-yard pass from Bradshaw (Bahr kick)					
RAMS - Smith 24-yard pass from McCutcheon (kick failed)					
PIT - Stallworth 73-yard pass from Bradshaw (Bahr kick)					
PIT - Harris 1-yard run (Bahr kick)					
PAID ATT -- 103,985					

<b>RAMS STEELERS</b>	
First Downs	16
Rushing	8
Passing	9
Penalty	1
<b>Third Down Efficiency</b> 6-16-38% 9-14-64%	
Total Net Yards	301
Total Offensive Plays	59
Avg. Gain Per Play	5.1
<b>Rushes-Yards</b> 29-107 37-84	
Avg. Gain Per Rush	3.7
<b>Net Passing Yards</b> 194 309	
Att-Comp-Int	26-16-1
Avg. Gain Per Pass	6.5
<b>Sacks Allowed-Yards</b> 4-42 0-0	
Punts-Avg	5-44.0 2-42.5
Penalties-Yards	2-26 6-65
Fumbles-Lost	0-0 0-0
Time of Possession	29:30 30:30

<b>RAMS STARTERS</b>			
WR Billy Waddy	LE	Jack Youngblood	
LT Doug France	LDT	Mike Fanning	
LG Kent Hill	RDT	Larry Brooks	
C Rich Saul	RE	Fred Dryer	
RG Dennis Harrah	LLB	Jim Youngblood	
RT Jackie Slater	MLB	Jack Reynolds	
TE Terry Nelson	RLB	Bob Brudzinski	
WR Preston Dennard	LC	Pat Thomas	
QB Vince Ferragamo	RC	Rod Perry	

RB Wendell Tyler	SS	Dave Elmendorf
RB Cullen Bryant	FS	Nolan Cromwell

<b>RUSHING</b>						
<b>Rams</b>	<b>Att</b>	<b>Yds</b>	<b>Avg</b>	<b>LG</b>	<b>T</b>	<b>D</b>
Wendell Tyler	17	60	3.5	39	0	
Cullen Bryant	6	30	5.0	14	1	
Lawrence McCutcheon	5	10	2.0	6	0	
Vince Ferragamo	1	7	7.0	7	0	
<b>Steelers</b>	<b>Att</b>	<b>Yds</b>	<b>Avg</b>	<b>LG</b>	<b>TD</b>	<b>TD</b>
Franco Harris	20	46	2.3	12	2	
Rocky Bleier	10	25	2.5	9	0	
Terry Bradshaw	3	9	3.0	6	0	
Sidney Thornton	4	4	1.0	5	0	

<b>RECEIVING</b>						
<b>Rams</b>	<b>No</b>	<b>Yds</b>	<b>Avg</b>	<b>LG</b>	<b>TD</b>	<b>TD</b>
Billy Waddy	3	75	25.0	50	0	
Preston Dennard	2	32	16.0	24	0	
Drew Hill	1	28	28.0	28	0	
Ron Smith	1	24	24.0	24	1	
Cullen Bryant	3	21	7.0	12	0	
Wendell Tyler	3	20	6.7	12	0	
Terry Nelson	2	20	10.0	14	0	
Lawrence McCutcheon	1	16	16.0	16	0	
<b>Steelers</b>	<b>No</b>	<b>Yds</b>	<b>Avg</b>	<b>LG</b>	<b>TD</b>	<b>TD</b>
Lynn Swann	5	79	15.8	47	1	
John Stallworth	3	121	40.3	73	1	
Franco Harris	3	66	22.0	13	0	
Sidney Thornton	1	22	22.0	22	0	
Bennie Cunningham	2	21	10.5	13	0	

<b>INTERCEPTIONS</b>						
<b>Rams</b>	<b>No</b>	<b>Yds</b>	<b>Avg</b>	<b>LG</b>	<b>TD</b>	<b>TD</b>
Dave Elmendorf	1	10	10.0	10	0	
Eddie Brown	1	6	6.0	6	0	
Pat Thomas (lat.)	0	6	0.0	6	0	
Rod Perry	1	-1	-1.0	-1	0	
<b>Steelers</b>	<b>No</b>	<b>Yds</b>	<b>Avg</b>	<b>LG</b>	<b>TD</b>	<b>TD</b>
Jack Lambert	1	16	16.0	16	0	

<b>PUNTING</b>						
<b>Rams</b>	<b>No</b>	<b>Yds</b>	<b>Avg</b>	<b>LG</b>	<b>TBIN20</b>	<b>Blk</b>
Ken Clark	5	220	44.0	59	0	0
<b>Steelers</b>	<b>No</b>	<b>Yds</b>	<b>Avg</b>	<b>LG</b>	<b>TBIN20</b>	<b>Blk</b>
George Colquitt	2	85	42.5	50	1	1

<b>PUNT RETURNS</b>						
<b>Rams</b>	<b>No</b>	<b>FC</b>	<b>Yds</b>	<b>Avg</b>	<b>LG</b>	<b>TD</b>
Eddie Brown	1	0	4	4.0	4	0
<b>Steelers</b>	<b>No</b>	<b>FC</b>	<b>Yds</b>	<b>Avg</b>	<b>LG</b>	<b>TD</b>
Theo Bell	2	0	17	8.5	11	0
Jim Smith	2	0	14	7.0	7	0

<b>KICKOFF RETURNS</b>						
<b>Rams</b>	<b>No</b>	<b>Yds</b>	<b>Avg</b>	<b>LG</b>	<b>TD</b>	<b>TD</b>
Eddie Hill	3	47	15.7	27	0	0
Jim Jodat	2	32	16.0	16	0	0
George Andrews	1	0	0.0	0	0	0
<b>Steelers</b>	<b>No</b>	<b>Yds</b>	<b>Avg</b>	<b>LG</b>	<b>TD</b>	<b>TD</b>
Larry Anderson	5	162	32.4	45	0	0

<b>SACKS</b>						
<b>Rams:</b>	None					
<b>Steelers:</b>	John Banaszak 1-14, Robin Cole 1-10, J.T. Thomas 1-10, Steve Furness 1-8					

<b>PASSING</b>							
<b>Rams</b>	<b>Att</b>	<b>Com</b>	<b>Yds</b>	<b>Tkd/Yd</b>	<b>TD</b>	<b>LG</b>	<b>IN</b>
Vince Ferragamo	25	15	212	4/42	0	50	1
Lawrence McCutcheon	1	1	24	0/0	1	24	0
<b>Steelers</b>	<b>Att</b>	<b>Com</b>	<b>Yds</b>	<b>Tkd/Yd</b>	<b>TD</b>	<b>LG</b>	<b>IN</b>
Terry Bradshaw	21	14	309	0/0	2	73	3

# 1979 NFC CHAMPIONSHIP GAME • RAMS 9, TAMPA BAY 0

TAMPA STADIUM, TAMPA, FL • SUNDAY, JANUARY 6, 1980

RAMS	0	6	0	3	-9
Tampa Bay	0	0	0	0	-0

RAMS - FG Corral 19	
RAMS - FG Corral 21	
RAMS - FG Corral 23	
PAID ATT -- 72,033	

	RAMS	BUCS
<b>First Downs</b> .....	23	7
Rushing .....	13	4
Passing .....	8	3
Penalty .....	2	0
<b>Third Down Efficiency</b> .....	5-16-31%	3-17-18%
<b>Total Net Yards</b> .....	369	177
Total Offensive Plays .....	77	54
Avg. Gain Per Play .....	4.8	3.3
<b>Rushes-Yards</b> .....	53-216	26-92
Avg. Gain Per Rush .....	4.1	3.5
<b>Net Passing Yards</b> .....	153	85
Att-Comp-Int .....	23-12-0	27-5-1
Avg. Gain Per Pass .....	6.4	3.0
<b>Sacks Allowed-Yards</b> .....	1-10	1-11
<b>Punts-Avg</b> .....	5-37.2	8-37.1
<b>Penalties-Yards</b> .....	3-20	4-45
<b>Fumbles-Lost</b> .....	1-1	1-0
<b>Time of Possession</b> .....	37:49	22:11

### RAMS STARTERS

WR Billy Waddy	LE	Jack Youngblood
LT Doug France	LDT	Mike Fanning
LG Kent Hill	RDT	Larry Brooks
C Rich Saul	RE	Fred Dryer
RG Dennis Harrah	LLB	Jim Youngblood
RT Jackie Slater	MLB	Jack Reynolds
TE Terry Nelson	RLB	Bob Brudzinski
WR Preston Dennard	LC	Pat Thomas
QB Vince Ferragamo	RB	Rod Perry
RB Wendell Tyler	SS	Dave Elmendorf
RB Cullen Bryant	FS	Nolan Cromwell

### RUSHING

Rams	Att	Yds	Avg	LG	T	D
Wendell Tyler	28	86	3.1	15	0	
Cullen Bryant	18	106	5.9	12	0	
Lawrence McCutcheon	6	26	4.3	13	0	
Vince Ferragamo	1	-2	-2.0	-2	0	

Buccaneers	Att	Yds	Avg	LG	TD
Ricky Bell	20	59	3.0	10	0
Jerry Eckwood	2	5	2.5	3	0
Johnny Davis	2	3	2.0	5	0
Larry Mucker	1	24	24.0	24	0
Mike Rae	1	0	0.0	0	0

### RECEIVING

Rams	No	Yds	Avg	LG	TD
Preston Dennard	3	56	18.7	35	0
Cullen Bryant	4	39	9.8	16	0
Charlie Young	3	39	13.0	22	0
Terry Nelson	1	15	15.0	15	0
Wendell Tyler	1	14	14.0	14	0
Buccaneers	No	Yds	Avg	LG	TD
Isaac Hagins	2	42	21.0	25	0
Larry Mucker	1	42	42.0	42	0
Ricky Bell	2	12	6.0	42	0

### INTERCEPTIONS

Rams	No	Yds	Avg	LG	TD
Jim Youngblood	1	10	10.0	10	0
Buccaneers	No	Yds	Avg	LG	TD
None					

### PUNTING

Rams	No	Yds	Avg	LG	TB	IN	20BK
Ken Clark	5	186	37.2	52	2	0	0
Buccaneers	No	Yds	Avg	LG	TB	IN	20BK
Tom Blanchard	8	297	37.1	53	0	0	0

### PUNT RETURNS

Rams	No	FC	Yds	Avg	LG	L	G
Eddie Brown	6	1	67	11.2	37	0	0
Buccaneers	No	FC	Yds	Avg	LG	TD	
Danny Reece	2	0	14	7.0	7	0	
Cecil Johnson	1	0	0	0.0	0	0	

### KICKOFF RETURNS

Rams	No	Yds	Avg	LG	TD
Eddie Hill	1	27	27.0	27	0
Buccaneers	No	Yds	Avg	LG	TD
Isaac Hagins	4	106	26.5	31	0

### SACKS

<b>Rams:</b> Mike Fanning 1-11
<b>Buccaneers:</b> Mark Cotney 1-10

### PASSING

Rams	Att	Com	Yds	Tkd/Yd	TD	LG	IN
Vince Ferragamo	23	12	163	1/10	0	35	0
Buccaneers	Att	Com	Yds	Tkd/Yd	TD	LG	IN
Doug Williams	13	2	12	0/0	0	11	1
Mike Rae	13	2	42	1/11	0	25	0
Jerry Eckwood	1	1	42	0/0	0	42	0

# 1979 NFC DIVISIONAL PLAYOFF GAME • RAMS 21, DALLAS 19

TEXAS STADIUM, DALLAS, TX • SUNDAY, DECEMBER 30, 1979

RAMS	0	14	0	7	-21
Dallas	2	3	7	7	-19

DAL - White tackles Ferragamo in endzone for safety
RAMS - Tyler 20-yard pass from Ferragamo (Corral kick)
DAL - FG Septien 33
RAMS - Smith 43-yard pass from Ferragamo (Corral kick)
DAL - Springs 1-yard run (Seption kick)
DAL - Saldi 2-yard pass from Staubach (Seption kick)
RAMS - Waddy 50-yard pass from Ferragamo (Corral kick)
PAID ATT -- 64,792

	RAMS	'BOYS
<b>First Downs</b> .....	16	16
Rushing .....	8	8
Passing .....	7	7
Penalty .....	1	1
<b>Third Down Efficiency</b> .....	5-14-36%	5-16-31%
<b>Total Net Yards</b> .....	361	280
Total Offensive Plays .....	61	64
Avg. Gain Per Play .....	5.9	4.4
<b>Rushes-Yards</b> .....	39-159	34-156
Avg. Gain Per Rush .....	4.1	4.6
<b>Net Passing Yards</b> .....	202	124
Att-Comp-Int .....	21-9-2	29-12-1
Avg. Gain Per Pass .....	3.2	4.1
<b>Sacks Allowed-Yards</b> .....	1-8	1-0
<b>Punts-Avg</b> .....	5-40.6	8-36.8
<b>Penalties-Yards</b> .....	6-44	7-55
<b>Fumbles-Lost</b> .....	0-0	0-0
<b>Time of Possession</b> .....	28:42	31:18

### RAMS STARTERS

WR Billy Waddy	LE	Jack Youngblood
LT Doug France	LDT	Mike Fanning
LG Kent Hill	RDT	Larry Brooks
C Rich Saul	RE	Fred Dryer
RG Dennis Harrah	LLB	Jim Youngblood
RT Jackie Slater	MLB	Jack Reynolds
TE Terry Nelson	RLB	Bob Brudzinski
WR Preston Dennard	LC	Dwaine O'Steen
QB Vince Ferragamo	RC	Rod Perry

### RUSHING

Rams	Att	Yds	Avg	LG	T	D
Wendell Tyler	19	82	4.3	35	0	
Cullen Bryant	17	67	3.9	10	0	
Nolan Cromwell	1	7	7.0	7	0	
Billy Waddy	1	3	3.0	3	0	
Vince Ferragamo	1	0	0.0	0	0	

Cowboys	Att	Yds	Avg	LG	TD
Tony Dorsett	19	87	4.6	26	0
Billy Joe DuPree	1	27	27.0	27	0
Robert Newhouse	7	21	3.0	6	0
Ron Springs	5	20	4.0	15	1
Roger Staubach	1	3	3.0	3	0
Preston Pearson	1	-2	-2.0	-2	0

### RECEIVING

Rams	No	Yds	Avg	LG	TD
Billy Waddy	3	97	32.3	50t	1
Ron Smith	2	55	27.5	43t	1
Wendell Tyler	2	40	20.0	32t	1
Preston Dennard	1	15	15.0	15	0
Cullen Bryant	1	3	3.0	3	0
Cowboys	No	Yds	Avg	LG	TD
Drew Pearson	4	87	21.8	29	0
Billy Joe DuPree	2	26	13.0	17	0
Jay Salkij	2	17	8.5	15	1
Preston Pearson	2	15	7.5	10	0
Butch Johnson	1	3	3.0	3	0
Ron Springs	1	2	2.0	2	0
Tony Hill	1	0	0.0	0	0

### INTERCEPTIONS

Rams	No	Yds	Avg	LG	TD
Eddie Brown	1	21	21.0	21	0
Cowboys	No	Yds	Avg	LG	TD
Cliff Harris	1	22	22.0	22	0
Dennis Thurman	1	18	18.0	18	0

### PUNTING

Rams	No	Yds	Avg	LG	TB	IN	20BK
Ken Clark	5	203	40.6	44	1	0	0
Cowboys	No	Yds	Avg	LG	TB	IN	20BK
Danny White	8	295	36.8	44	1	3	0

### PUNT RETURNS

Rams	No	FC	Yds	Avg	LG	TD
Eddie Brown	3	1	17	5.7	10	0
Cowboys	No	FC	Yds	Avg	LG	TD
Steve Wilson	1	2	8	8.0	8	0
Wade Manning	1	0	2	2.0	2	0

### KICKOFF RETURNS

Rams	No	Yds	Avg	LG	TD
Eddie Hill	3	64	21.3	23	0
Jim Jodat	1	12	12.0	12	0
Cowboys	No	Yds	Avg	LG	TD
Ron Springs	3	61	20.3	30	0
Steve Wilson	1	18	18.0	18	0

### SACKS

<b>Rams:</b> Jack Youngblood 1-0
<b>Cowboys:</b> Randy White 1-8

### PASSING

Rams	Att	Com	Yds	Tkd/Yd	TD	LG	IN
Vince Ferragamo	21	9	210	1/8	3	50t	2
Cowboys	Att	Com	Yds	Tkd/Yd	TD	LG	IN
Roger Staubach	28	12	124	1/0	1	29	1
Ron Springs	1	0	0	0/0	0	0	0

## 1978 NFC CHAMPIONSHIP GAME • DALLAS 28, RAMS 0

### LOS ANGELES COLISEUM, LOS ANGELES, CA • SUNDAY, JANUARY 7, 1979

RAMS	0	0	0	0	-0
Dallas	0	0	7	21	-28

DAL - Dorsett 5-yard run (Septien kick)  
 DAL - Latlaw 4-yard pass from Staubach (Septien kick)  
 DAL - DuPree 11-yard pass from Staubach (Septien kick)  
 DAL - Henderson 68-yard interception return (Septien kick)  
 PAID ATT -- 67,470

		<b>BOYS</b>	<b>RAMS</b>
<b>First Downs</b> .....	7	15	3
Rushing .....	7	3	1
Passing .....	7	11	4
Penalty .....	2	1	0
<b>Third Down Efficiency</b> .....	3-11-27%	5-15-33%	
<b>Total Net Yards</b> .....	235	277	
Total Offensive Plays .....	61	69	
Avg. Gain Per Play .....	3.9	4.0	
<b>Rushes-Yards</b> .....	33-126	31-81	
Avg. Gain Per Rush .....	3.8	2.6	
<b>Net Passing Yards</b> .....	109	196	
Att-Comp-Int .....	25-13-2	35-14-5	
Avg. Gain Per Pass .....	3.9	5.2	
<b>Sacks Allowed-Yards</b> .....	3-17	3-10	
<b>Punts-Avg</b> .....	8-35.0	5-39.0	
<b>Penalties-Yards</b> .....	10-85	5-40	
<b>Fumbles-Lost</b> .....	2-1	3-2	
<b>Time of Possession</b> .....	28:49	31:11	

#### RAMS STARTERS

WR Willie Miller	LE	Jack Youngblood
LT Doug France	LDT	Cody Jones
LG Tom Mack	RDT	Mike Fanning
C. Rich Saul	RE	Fred Dryer
RG Dennis Harrah	LLB	Jim Youngblood
RT John Williams	MLB	Jack Reynolds
TE Terry Nelson	RLB	Bob Brudzinski
WR Ron Jessie	LC	Pat Thomas
QB Pat Haden	RC	Rod Perry
RB Cullen Bryant	SS	Dave Elmendorf
FB John Cappelletti	FS	Bill Simpson

<b>RUSHING</b>						
<b>Cowboys</b>	<b>Att</b>	<b>Yds</b>	<b>Avg</b>	<b>LG</b>	<b>T</b>	<b>D</b>
Tony Dorsett	17	101	5.9	53	1	0
Scott Laidlaw	10	20	2.0	4	0	0
Roger Staubach	3	7	2.3	11	0	0
Robert Newhouse	1	4	2.0	4	0	0
Billy Joe DuPree	1	3	3.0	3	0	0
Jackie Smith	1	-9	-9.0	-9	0	0
<b>Rams</b>	<b>Att</b>	<b>Yds</b>	<b>Avg</b>	<b>LG</b>	<b>T</b>	<b>D</b>
Cullen Bryant	20	52	2.6	11	0	0
Pat Haden	2	20	10.0	18	0	0
John Cappelletti	3	19	6.3	10	0	0
Rod Phillips	3	2	0.7	2	0	0
Jim Jodat	2	-5	-2.5	0	0	0
Billy Waddy	1	-7	-7.0	-7	0	0
<b>RECEIVING</b>						
<b>Cowboys</b>	<b>No</b>	<b>Yds</b>	<b>Avg</b>	<b>LG</b>	<b>TD</b>	
Billy Joe DuPree	3	48	16.0	23	1	0
Butch Johnson	2	19	9.5	12	0	0
Drew Pearson	2	19	9.5	17	0	0
Tony Dorsett	2	15	7.5	9	0	0
Preston Pearson	2	12	6.0	17	0	0
Tony Hill	1	9	9.0	0	0	0
Scott Laidlaw	1	4	4.0	4	0	0
<b>Rams</b>	<b>No</b>	<b>Yds</b>	<b>Avg</b>	<b>LG</b>	<b>TD</b>	
Ron Jessie	4	42	10.5	14	0	0
Willie Miller	3	96	32.0	65	0	0
Billy Waddy	2	23	11.5	14	0	0
Cullen Bryant	2	2	1.0	3	0	0
Dwight Scales	1	18	18.0	18	0	0
John Cappelletti	1	15	15.0	15	0	0
Terry Nelson	1	10	10.0	10	0	0

<b>INTERCEPTIONS</b>									
<b>Cowboys</b>	<b>No</b>	<b>Yds</b>	<b>Avg</b>	<b>LG</b>	<b>TD</b>				
Charlie Waters	2	49	24.5	29	0	0	0	0	0
Thomas Henderson	1	68	68.0	68	1	0	0	0	0
Cliff Harris	1	5	5.0	5	0	0	0	0	0
Randy Hughes	1	1	1.0	1	0	0	0	0	0
<b>Rams</b>	<b>No</b>	<b>Yds</b>	<b>Avg</b>	<b>LG</b>	<b>TD</b>				
Nolan Cronwell	1	0	0.0	0	0	0	0	0	0
Pat Thomas	1	0	0.0	0	0	0	0	0	0
<b>PUNTING</b>									
<b>Cowboys</b>	<b>No</b>	<b>Yds</b>	<b>Avg</b>	<b>LG</b>	<b>TB</b>	<b>IN20</b>	<b>Bik</b>		
Danny White	8	280	35.0	48	1	3	0	0	0
<b>Rams</b>	<b>No</b>	<b>Yds</b>	<b>Avg</b>	<b>LG</b>	<b>TB</b>	<b>IN20</b>	<b>Bik</b>		
Glen Walker	5	195	39.0	50	0	0	0	0	0
<b>PUNT RETURNS</b>									
<b>Cowboys</b>	<b>No</b>	<b>FC</b>	<b>Yds</b>	<b>Avg</b>	<b>LG</b>	<b>TD</b>			
Butch Johnson	4	0	40	10.0	14	0	0	0	0
Tony Hill	0	1	0	0.0	0	0	0	0	0
<b>Rams</b>	<b>No</b>	<b>FC</b>	<b>Yds</b>	<b>Avg</b>	<b>LG</b>	<b>TD</b>			
Jackie Wallace	2	0	22	11.0	23	0	0	0	0
<b>KICKOFF RETURNS</b>									
<b>Cowboys</b>	<b>No</b>	<b>Yds</b>	<b>Avg</b>	<b>LG</b>	<b>TD</b>				
None									
<b>Rams</b>	<b>No</b>	<b>Yds</b>	<b>Avg</b>	<b>LG</b>	<b>TD</b>				
Jim Jodat	3	59	19.7	25	0	0	0	0	0
Larry Marshall	2	47	23.5	24	0	0	0	0	0
<b>SACKS</b>									
<b>Cowboys:</b>	Dave Stalls 1-9, Harvey Martin 1-1, Thomas Henderson 0.5-0, Charlie Waters 0.5-0								
<b>Rams:</b>	Mike Fanning 1-9, Jack Youngblood 1-1, Dave Elmendorf 0.5-3.5, Cody Jones 0.5-3.5								

#### PASSING

<b>Cowboys</b>	<b>Att</b>	<b>Com</b>	<b>Yds</b>	<b>Tkd/Yd</b>	<b>TD</b>	<b>LG</b>	<b>IN</b>
Roger Staubach	25	13	126	3/17	2	23	2
<b>Rams</b>	<b>Att</b>	<b>Com</b>	<b>Yds</b>	<b>Tkd/Yd</b>	<b>TD</b>	<b>LG</b>	<b>IN</b>
Pat Haden	19	7	76	2/1	0	15	3
Vince Ferragamo	16	7	130	1/9	0	65	2

<b>Cowboys</b>	<b>Att</b>	<b>Com</b>	<b>Yds</b>	<b>Tkd/Yd</b>	<b>TD</b>	<b>LG</b>	<b>IN</b>
Roger Staubach	25	13	126	3/17	2	23	2
<b>Rams</b>	<b>Att</b>	<b>Com</b>	<b>Yds</b>	<b>Tkd/Yd</b>	<b>TD</b>	<b>LG</b>	<b>IN</b>
Pat Haden	19	7	76	2/1	0	15	3
Vince Ferragamo	16	7	130	1/9	0	65	2

## 1978 NFC DIVISIONAL PLAYOFF GAME • RAMS 34, MINNESOTA 10

### LOS ANGELES COLISEUM, LOS ANGELES, CA • SUNDAY, DECEMBER 31, 1978

Minnesota	3	7	0	0	-10
RAMS	0	10	14	10	-34

MIN - FG Danmeier 42  
 RAMS - Miller 9-yard pass from Haden (Corral kick)  
 RAMS - FG Corral 43  
 MIN - Rashad 1-yard pass from Tarkenton (Danmeier kick)  
 RAMS - Bryant 3-yard run (Corral kick)  
 RAMS - Jessie 27-yard pass from Haden (Corral kick)  
 RAMS - FG Corral 28  
 RAMS - Jodat 3-yard run (Corral kick)  
 PAID ATT -- 70,436

		<b>VIKINGS</b>	<b>RAMS</b>
<b>First Downs</b> .....	12	25	3
Rushing .....	1	13	1
Passing .....	10	12	0
Penalty .....	0	0	0
<b>Third Down Efficiency</b> .....	4-14-29%	11-18-61%	
<b>Total Net Yards</b> .....	244	409	
Total Offensive Plays .....	65	77	
Avg. Gain Per Play .....	4.4	5.3	
<b>Rushes-Yards</b> .....	16-36	48-200	
Avg. Gain Per Rush .....	2.3	4.2	
<b>Net Passing Yards</b> .....	208	209	
Att-Comp-Int .....	38-18-2	29-15-1	
Avg. Gain Per Pass .....	5.3	7.2	
<b>Sacks Allowed-Yards</b> .....	1-11	0-0	
<b>Punts-Avg</b> .....	6-41.3	4-31.0	
<b>Penalties-Yards</b> .....	2-12	4-35	
<b>Fumbles-Lost</b> .....	2-0	1-0	
<b>Time of Possession</b> .....	24:25	35:35	

#### RAMS STARTERS

WR Willie Miller	LE	Jack Youngblood
LT Doug France	LDT	Cody Jones
LG Tom Mack	RDT	Larry Brooks
C. Rich Saul	RE	Fred Dryer
RG Dennis Harrah	LLB	Jim Youngblood
RT John Williams	MLB	Jack Reynolds
TE Terry Nelson	RLB	Bob Brudzinski
WR Ron Jessie	LC	Pat Thomas
QB Pat Haden	RC	Rod Perry

RB Cullen Bryant	SS	Dave Elmendorf				
FB John Cappelletti	FS	Bill Simpson				
<b>RUSHING</b>						
<b>Vikings</b>	<b>Att</b>	<b>Yds</b>	<b>Avg</b>	<b>LG</b>	<b>T</b>	<b>D</b>
Chuck Foreman	13	31	2.4	8	0	0
Mark Keller	2	7	3.5	4	0	0
Fran Tarkenton	1	-2	-2.0	-2	0	0
<b>Rams</b>	<b>Att</b>	<b>Yds</b>	<b>Avg</b>	<b>LG</b>	<b>T</b>	<b>D</b>
Cullen Bryant	27	100	3.7	17	1	0
John Cappelletti	10	44	4.4	14	0	0
Anthony Davis	4	17	4.3	7	0	0
Pat Haden	2	15	7.5	15	0	0
Rod Phillips	2	10	5.0	6	0	0
Billy Waddy	1	9	9.0	9	0	0
Jim Jodat	1	3	3.0	3	0	0
Terry Nelson	1	2	2.0	2	0	0
<b>RECEIVING</b>						
<b>Vikings</b>	<b>No</b>	<b>Yds</b>	<b>Avg</b>	<b>LG</b>	<b>TD</b>	
Ahmad Rashad	7	84	12.0	31	1	0
Rickey Young	4	49	12.3	24	0	0
Bob Tucker	4	48	12.0	21	0	0
Chuck Foreman	3	38	12.7	20	0	0
<b>Rams</b>	<b>No</b>	<b>Yds</b>	<b>Avg</b>	<b>LG</b>	<b>TD</b>	
Ron Jessie	6	108	18.0	29	1	0
Charlie Young	2	30	15.0	15	0	0
Willie Miller	2	29	14.5	20	1	0
Cullen Bryant	2	13	6.5	8	0	0
Terry Nelson	1	13	13.0	13	0	0
Billy Waddy	1	10	10.0	10	0	0
John Cappelletti	1	6	6.0	6	0	0

<b>INTERCEPTIONS</b>									
<b>Vikings</b>	<b>No</b>	<b>Yds</b>	<b>Avg</b>	<b>LG</b>	<b>TD</b>				
Bobby Bryant	1	0	0.0	0	0	0	0	0	0
Wally Hilgenberg	0	11	11.0	11	0	0	0	0	0
<b>Rams</b>	<b>No</b>	<b>Yds</b>	<b>Avg</b>	<b>LG</b>	<b>TD</b>				
Bill Simpson	2	17	8.5	17	0	0	0	0	0
<b>PUNTING</b>									
<b>Vikings</b>	<b>No</b>	<b>Yds</b>	<b>Avg</b>	<b>LG</b>	<b>TB</b>	<b>IN20</b>	<b>Bik</b>		
Greg Coleman	6	248	41.3	49	0	1	0	0	0
<b>Rams</b>	<b>No</b>	<b>Yds</b>	<b>Avg</b>	<b>LG</b>	<b>TB</b>	<b>IN20</b>	<b>Bik</b>		
Glen Walker	3	124	41.3	48	0	2	0	0	0
TEAM	1	0	0.0	0	0	0	0	0	0
<b>PUNT RETURNS</b>									
<b>Vikings</b>	<b>No</b>	<b>FC</b>	<b>Yds</b>	<b>Avg</b>	<b>LG</b>	<b>TD</b>			
Kevin Miller	2	0	-1	-0.5	1	0	0	0	0
<b>Rams</b>	<b>No</b>	<b>FC</b>	<b>Yds</b>	<b>Avg</b>	<b>LG</b>	<b>TD</b>			
Jackie Wallace	5	0	71	14.2	21	0	0	0	0
Billy Waddy	1	0	11	11.0	11	0	0	0	0
<b>KICKOFF RETURNS</b>									
<b>Vikings</b>	<b>No</b>	<b>Yds</b>	<b>Avg</b>	<b>LG</b>	<b>TD</b>				
Robert Miller	4	92	23.0	27	0	0	0	0	0
Brent McClanahan	1	18	18.0	18	0	0	0	0	0
Harry Washington	1	16	16.0	16	0	0	0	0	0
<b>Rams</b>	<b>No</b>	<b>Yds</b>	<b>Avg</b>	<b>LG</b>	<b>TD</b>				

# 1977 NFC DIVISIONAL PLAYOFF GAME • MINNESOTA 14, RAMS 7

LOS ANGELES COLISEUM, LOS ANGELES, CA • MONDAY, DECEMBER 26, 1977

Minnesota	7	0	0	7	-14
RAMS	0	0	0	7	-7

MIN - Foreman 5-yard run (Cox kick)  
 MIN - Johnson 1-yard run (Cox kick)  
 RAMS - H. Jackson 1-yard pass from Haden (Septien kick)  
 PAID ATT -- 70,203

	VIKES	RAMS
First Downs .....	14	14
Rushing .....	9	7
Passing .....	4	6
Penalty .....	1	1
Third Down Efficiency .....	7-17-41%	7-18-39%
Total Net Yards .....	189	267
Total Offensive Plays .....	60	60
Avg. Gain Per Play .....	3.2	4.3
Rushes-Yards .....	49-144	29-149
Avg. Gain Per Rush .....	2.9	5.1
Net Passing Yards .....	45	118
Att-Comp-Int .....	10-5-0	32-14-3
Avg. Gain Per Pass .....	4.1	3.6
Sacks Allowed-Yards .....	1-12	1-12
Punts-Avg .....	8-40.8	5-37.6
Penalties-Lost .....	7-50	2-15
Fumbles-Yards .....	1-0	1-0
Time of Possession .....	34:21	25:39

### RAMS STARTERS

WR Harold Jackson	LE	Jack Youngblood
LT Doug France	LDT	Cody Jones
LG Tom Mack	RE	Larry Brooks
C. Rich Saul	RE	Fred Dryer
RG Greg Horton	LLB	Jim Youngblood
RT John Williams	MLB	Jack Reynolds
TE Terry Nelson	RLB	Isiah Robertson
WR Billy Waddy	LC	Pat Thomas
QB Pat Haden	RC	Monte Jackson
RB Lawrence McCutcheon	SS	Dave Elmendorf
RB John Cappelletti	FS	Nolan Cromwell

### RUSHING

Team	Att	Yds	Avg	LG	T	D
<b>Vikings</b>						
Chuck Foreman	31	101	3.3	11	1	0
Robert Miller	12	52	4.3	8	0	0
Sam Johnson	3	1	0.3	1t	1	0
Bob Lee	3	-10	-3.3	-3	0	0
<b>Rams</b>						
Lawrence McCutcheon	16	102	6.4	27	0	0
Pat Haden	3	27	9.0	13	0	0
John Cappelletti	7	11	1.6	6	0	0
Rod Phillips	1	9	9.0	9	0	0
Terry Nelson	1	0	0.0	0	0	0
Wendell Tyler	1	0	0.0	0	0	0

### RECEIVING

Team	No	Yds	Avg	LG	TD
<b>Vikings</b>					
Ahmad Rashad	2	37	18.5	25	0
Robert Miller	2	14	7.0	7	0
Chuck Foreman	1	6	6.0	6	0
<b>Rams</b>					
Terry Nelson	5	85	17.0	24	0
Harold Jackson	3	21	7.0	16	1
Lawrence McCutcheon	2	15	7.5	13	0
Rod Phillips	2	0	0.0	0	0
Billy Waddy	1	5	5.0	5	0
John Cappelletti	1	4	4.0	4	0

### INTERCEPTIONS

Team	No	Yds	Avg	LG	TD
<b>Vikings</b>					
Paul Krause	1	14	14.0	14	0
Jeff Wright	1	3	3.0	3	0
Nate Allen	1	0	0.0	0	0
<b>Rams</b>					
None					

### PUNTING

Team	No	Yds	Avg	LG	TBIN20	Bk
<b>Vikings</b>						
Nell Cabo	8	326	40.8	57	2	0
<b>Rams</b>						
Glen Walker	5	188	37.6	51	0	1
Dwight Scales	1	0	-2.0	-2	0	0

### KICKOFF RETURNS

Team	No	Yds	Avg	LG	TD
<b>Vikings</b>					
Manfred Moore	1	25	25.0	25	0
<b>Rams</b>					
Wendell Tyler	2	43	21.5	27	0

### SACKS

**Vikings:** Alan Page 1-12  
**Rams:** Cody Jones 1-12

### PASSING

Team	Att	Com	Yds	Tkd/Yd	TD	LG	IN
<b>Vikings</b>							
Bob Lee	10	5	57	1/12	0	25	0
<b>Rams</b>							
Pat Haden	32	14	130	1/12	1	24	3

# 1976 NFC CHAMPIONSHIP GAME • MINNESOTA 24, RAMS 13

METROPOLITAN STADIUM, BLOOMINGTON, MN • SUNDAY, DECEMBER 26, 1976

RAMS	0	0	13	0	-13
Minnesota	7	3	7	7	-24

MIN - Bryant 90-yard blocked FG return (Cox kick)  
 MIN - FG Cox 25  
 MIN - Foreman 1-yard run (Cox kick)  
 RAMS - McCutcheon 10-yard run (kick failed)  
 RAMS - H. Jackson 5-yard pass from Haden (Dempsey kick)  
 MIN - S. Johnson 12-yard run (Cox kick)  
 PAID ATT -- 48,379

	RAMS	VIKES
First Downs .....	21	13
Rushing .....	14	6
Passing .....	0	0
Penalty .....	0	0
Third Down Efficiency .....	4-13-31%	3-14-21%
Fourth Down Efficiency .....	0-1-0%	0-0-0%
Total Net Yards .....	336	267
Total Offensive Plays .....	71	60
Avg. Gain Per Play .....	4.7	4.5
Rushes-Yards .....	46-193	29-158
Avg. Gain Per Rush .....	4.2	5.4
Net Passing Yards .....	143	109
Att-Comp-Int .....	22-9-2	27-12-1
Avg. Gain Per Pass .....	3.5	3.5
Sacks Allowed-Yards .....	3-18	4-34
Punts-Avg .....	7-29.4	8-35.1
Penalties-Lost .....	3-33	4-32
Fumbles-Yards .....	4-2	1-1

### RAMS STARTERS

WR Harold Jackson	LE	Jack Youngblood
LT Doug France	LDT	Merlin Olsen
LG Tom Mack	RDT	Larry Brooks
C. Rich Saul	RE	Fred Dryer
RG Dennis Harrah	LLB	Jim Youngblood
RT John Williams	MLB	Jack Reynolds
TE Bob Klein	RLB	Isiah Robertson
WR Ron Jessie	LC	Rod Perry
QB Pat Haden	RC	Monte Jackson
FB John Cappelletti	LS	Dave Elmendorf
RB Lawrence McCutcheon	RS	Bill Simpson

### RUSHING

Team	Att	Yds	Avg	LG	T	D
<b>Rams</b>						
Lawrence McCutcheon	26	128	4.9	15	1	0
John Cappelletti	16	59	3.7	11	0	0
Ron Jessie	1	3	3.0	3	0	0
Pat Haden	3	3	1.0	5	0	0
<b>Vikings</b>						
Chuck Foreman	15	118	7.9	62	1	0
Robert Miller	10	28	2.8	9	0	0
Sammy Johnson	2	12	6.0	12t	1	0
Brent McClanahan	1	2	2.0	2	0	0
Fran Tarkenton	1	-2	-2.0	-2	0	0

### RECEIVING

Team	No	Yds	Avg	LG	TD
<b>Rams</b>					
Harold Jackson	4	70	17.5	40	1
Ron Jessie	2	60	30.0	41	0
Lawrence McCutcheon	2	18	9.0	14	0
John Cappelletti	1	13	13.0	13	0
<b>Vikings</b>					
Chuck Foreman	5	81	16.2	57	0
Ahmad Rashad	3	28	9.3	14	0
Robert Miller	3	24	8.0	13	0
Bob Grim	1	10	10.0	10	0

### INTERCEPTIONS

Team	No	Yds	Avg	LG	TD
<b>Rams</b>					
Monte Jackson	1	0	0.0	0	0
<b>Vikings</b>					
Booby Bryant	2	17	8.5	17	0

### PUNTING

Team	No	Yds	Avg	LG	TBIN20	Bk
<b>Rams</b>						
Rusty Jackson	7	206	29.4	46	0	0
<b>Vikings</b>						
Nell Cabo	8	281	35.1	48	0	1

### PUNT RETURNS

Team	No	FC	Yds	Avg	LG	TD
<b>Rams</b>						
Cullen Bryant	4	0	31	7.8	17	0
Jim Bertelsen	3	0	19	6.3	14	0
<b>Vikings</b>						
Leonard Willis	3	0	20	6.7	9	0

### KICKOFF RETURNS

Team	No	Yds	Avg	LG	TD
<b>Rams</b>					
Tom Gereldine	3	50	16.7	20	0
Cullen Bryant	1	21	21.0	21	0
Rob Scribner	1	8	8.0	8	0
<b>Vikings</b>					
Leonard Willis	3	69	23.0	33	0

### SACKS

**Rams:** Jack Youngblood 1.0, Larry Brooks 1.0, Fred Dryer 1.0  
**Vikings:** Carl Eller 2.0, Mark Mullaney 1.0

### PASSING

Team	Att	Com	Yds	Tkd/Yd	TD	LG	IN
<b>Rams</b>							
Pat Haden	22	9	161	3/18	1	44	2
<b>Vikings</b>							
Fran Tarkenton	27	12	143	4/34	0	57	1

# 1976 NFC DIVISIONAL PLAYOFF GAME • RAMS 14, DALLAS 12

TEXAS STADIUM, DALLAS, TX • SUNDAY, DECEMBER 19, 1976

RAMS	0	7	0	7	-14
Dallas	3	7	0	2	-12

DAL - FG Herrera 44  
 RAMS - Haden 4-yard run (Dempsey kick)  
 DAL - Laidlaw 1-yard run (Herrera kick)  
 RAMS - McCutcheon 1-yard run (Dempsey kick)  
 DAL - Jensen tackled R. Jackson Jensen in end zone for safety  
 PAID ATT -- 63,283

		RAMS		BOYS	
First Downs	.....	17	14		
Rushing	.....	6	4		
Passing	.....	8	9		
Penalty	.....	3	1		
Third Down Efficiency	.....	5-16-31%	5-17-29%		
Total Net Yards	.....	250	211		
Total Offensive Plays	.....	73	69		
Avg. Gain Per Play	.....	3.4	3.0		
Rushes-Yards	.....	49-120	28-85		
Avg. Gain Per Rush	.....	2.4	3.0		
Net Passing Yards	.....	130	126		
Att-Comp-Int	.....	21-10-3	37-15-3		
Avg. Gain Per Pass	.....	5.4	3.0		
Sacks Allowed-Yards	.....	3-22	4-24		
Punts-Avg	.....	9-28.1	6-38.6		
Penalties-Yards	.....	8-94	6-34		
Fumbles-Lost	.....	0-0	3-1		

### RAMS STARTERS

WR Harold Jackson	LE	Jack Youngblood
LT Doug France	LD	Merlin Olsen
LG Tom Mack	RDT	Larry Brooks
C Rich Saul	RE	Fred Dryer
RG Dennis Harrah	LLB	Jim Youngblood
RT John Williams	MLB	Jack Reynolds
TE Bob Klein	RLB	Isiah Robertson
WR Ron Jessie	LC	Rod Perry
QB Pat Haden	RC	Monte Jackson
RB Lawrence McCutcheon	LS	Dave Elmendorf
FB John Cappelletti	RS	Bill Simpson

### RUSHING

Rams	Att	Yds	Avg	LG	TD
Lawrence McCutcheon	21	58	2.8	6	1
John Cappelletti	19	54	2.8	16	0
Pat Haden	8	16	2.0	6	1
Rusty Jackson	1	-8	-8.0	-8	0

### RECEIVING

Rams	No	Yds	Avg	LG	TD
Harold Jackson	6	116	19.3	42	0
John Cappelletti	2	15	7.5	11	0
Bob Klein	1	12	12.0	12	0
Lawrence McCutcheon	1	9	9.0	9	0

### INTERCEPTIONS

Rams	No	Yds	Avg	LG	TD
Isiah Robertson	1	15	15.0	15	0
Dave Elmendorf	1	5	5.0	5	0
Monte Jackson	1	0	0.0	0	0

### PUNTING

Rams	No	Yds	Avg	LG	TB	INT	Bk
Rusty Jackson	7	253	36.1	50	0	1	0

### KICKOFF RETURNS

Rams	No	FC	Yds	Avg	LG	TD
Cullen Bryant	2	0	23	11.5	17	0

### SACKS

Rams	No	Yds	Avg	LG	TD
Cullen Bryant	2	45	22.5	28	0

**Rams:** Merlin Olsen 2.0, Jack Youngblood 1.0, Larry Brooks 1.0  
**Cowboys:** Larry Cole 1.0, Ed Jones 1.0, Harvey Martin 1.0

### PASSING

Rams	Att	Com	Yds	Tkd/Yd	TD	LG	INT
Pat Haden	21	10	152	3/22	0	42	3

Cowboys	Att	Com	Yds	Tkd/Yd	TD	LG	INT
Roger Staubach	37	15	150	4/24	0	22	3

# 1975 NFC CHAMPIONSHIP GAME • DALLAS 37, RAMS 7

LOS ANGELES COLISEUM, LOS ANGELES, CA • SUNDAY, JANUARY 4, 1976

Dallas	7	14	13	3	-37
RAMS	0	0	0	7	-7

DAL - P. Pearson 18-yard pass from Staubach (Fritsch kick)  
 DAL - Richards 4-yard pass from Staubach (Fritsch kick)  
 DAL - P. Pearson 15-yard pass from Staubach (Fritsch kick)  
 DAL - P. Pearson 19-yard pass from Staubach (Fritsch kick)  
 DAL - FG Fritsch 40  
 DAL - FG Fritsch 26  
 RAMS - Cappelletti 1-yard run (Dempsey kick)  
 DAL - FG Fritsch 26  
 PAID ATT -- 88,919

		BOYS		RAMS	
First Downs	.....	24	9		
Rushing	.....	8	1		
Passing	.....	15	7		
Penalty	.....	1	1		
Third Down Efficiency	.....	10-18-55%	2-10-20%		
Total Net Yards	.....	441	118		
Total Offensive Plays	.....	78	45		
Avg. Gain Per Play	.....	5.7	2.6		
Rushes-Yards	.....	50-195	16-22		
Avg. Gain Per Rush	.....	3.9	1.4		
Net Passing Yards	.....	246	96		
Att-Comp-Int	.....	28-18-1	24-11-3		
Avg. Gain Per Pass	.....	8.8	3.3		
Sacks Allowed-Yards	.....	0-0	5-31		
Punts-Avg	.....	4-34.8	7-35.4		
Penalties-Yards	.....	5-59	4-25		
Fumbles-Lost	.....	1-0	1-0		

### RAMS STARTERS

WR Harold Jackson	LE	Jack Youngblood
LT Charlie Cowan	LD	Merlin Olsen
LG Tom Mack	RDT	Cody Jones
C Rich Saul	RE	Fred Dryer
RG Joe Scibelli	LLB	Ken Geddes
RT John Williams	MLB	Jack Reynolds
TE Terry Nelson	RLB	Isiah Robertson
WR Ron Jessie	LC	Eddie McMillan
QB James Harris	RC	Monte Jackson

### RUSHING

Cowboys	Att	Yds	Avg	LG	T	D
Timmy Newhouse	16	64	4.0	12	0	0
Roger Staubach	7	54	7.7	15	0	0
Doug Dennison	13	35	2.7	14	0	0
Preston Pearson	7	20	2.9	7	0	0
Charles Young	6	17	2.8	5	0	0
Jean Fuggett	1	5	5.0	5	0	0

### RECEIVING

Cowboys	No	Yds	Avg	LG	TD
Preston Pearson	7	123	17.6	27	3
Drew Pearson	5	46	9.2	13	0
Golden Richards	2	46	23.0	42	1
Jean Fuggett	2	5	2.5	3	0
Charles Young	1	15	15.0	15	0
Doug Dennison	1	11	11.0	11	0

### INTERCEPTIONS

Cowboys	No	Yds	Avg	LG	TD
D.D. Lewis	2	20	10.0	12	0
Cliff Harris	1	22	22.0	22	0

### PUNTING

Cowboys	No	Yds	Avg	LGO/B	DN	Bk
Mitch Hoopes	4	139	34.8	43	1	0

### KICKOFF RETURNS

Rams	No	FC	Yds	Avg	LG	TD
Dave Elmendorf	0	1	0	0.0	0	0

### SACKS

Cowboys	No	Yds	Avg	LG	TD
Doug Dennison	2	47	23.5	26	0

**Rams:** Willie McGee 5 103 20.6 26 0  
 Cullen Bryant 2 49 24.5 27 0  
 Ron Jessie 1 15 15.0 15 0

**Rams:** None  
**Cowboys:** Bill Gregory 1.0, Ed Jones 1.0, Harvey Martin 1.0, Jethro Pugh 1.0, Larry White 1.0

### PASSING

Cowboys	Att	Com	Yds	Tkd/Yd	TD	LG	INT
Roger Staubach	26	16	220	0/0	4	42	1
Clint Longley	2	2	26	0/0	0	15	0

Rams	Att	Com	Yds	Tkd/Yd	TD	LG	INT
Ron Jaworski	22	11	147	5/51	0	28	2
James Harris	2	0	0	0/0	0	0	1

## 1975 NFC DIVISIONAL PLAYOFF GAME • RAMS 35, ST. LOUIS 23

### LOS ANGELES, LOS ANGELES, CA • SATURDAY, DECEMBER 27, 1975

St. Louis 0 9 7 7 -23  
 RAMS 14 14 0 7 -35  
 RAMS - Jaworski 5-yard run (Dempsy kick)  
 RAMS - Jack Youngblood 47-yard interception return (Dempsy kick)  
 RAMS - Simpson 65-yard interception return (Dempsy kick)  
 STL - Otis 3-yard run (kick failed)  
 RAMS - H. Jackson 66-yard pass from Jaworski (Dempsy kick)  
 STL - FG Bakken 39  
 STL Gray 11-yard pass from Hart (Bakken kick)  
 RAMS - Jessie 2-yard fumble recovery (Dempsy kick)  
 STL - Jones 3-yard run (Bakken kick)  
 PAID ATT -- 73,459

	CARDS	RAMS
First Downs .....	22	17
Rushing .....	5	5
Passing .....	16	10
Penalty .....	2	2
Third Down Efficiency .....	5-14-43%	5-12-42%
Total Net Yards .....	363	440
Total Offensive Plays .....	70	73
Avg. Gain Per Play .....	5.2	6.0
Rushes-Yards .....	27-95	50-237
Avg. Gain Per Rush .....	3.5	4.7
Net Passing Yards .....	268	203
Att-Comp-Int .....	41-22-3	23-12-0
Avg. Gain Per Pass .....	6.2	8.8
Sacks Allowed-Yards .....	2-23	0-0
Punts-Avg .....	6-42.7	5-31.6
Penalties-Yards .....	6-70	5-38
Fumbles-Lost .....	3-2	5-3

#### RAMS STARTERS

WR Harold Jackson LE Jack Youngblood  
 LT Doug France LDT Merlin Olsen  
 LG Tom Mack RDT Cody Jones  
 C Rich Saul RE Fred Dryer  
 RG Joe Scibelli LLB Ken Geddes  
 RT John Williams MLB Jack Reynolds  
 TE Terry Nelson RLB Isaiah Robertson  
 WR Ron Jessie LC Eddie McMillan  
 QB Ron Jaworski RC Monte Jackson  
 RB Cullen Bryant LS Dave Elmendorf  
 RB Lawrence McCutcheon RS Bill Simpson

#### RUSHING

Cardinals	Att	Yds	Avg	LG	T	D
Jim Otis	12	38	3.2	6	1	
Steve Jones	6	28	4.7	15	1	
Terry Metcalf	8	27	3.4	8	0	
Jerry Latin	1	2	2.0	2	0	

Cardinals	Att	Yds	Avg	LG	T	D
Lawrence McCutcheon	37	202	5.5	12	0	
Rob Scribner	4	16	4.0	7	0	
Cullen Bryant	3	12	4.0	8	0	
Ron Jaworski	6	7	1.2	5	1	

#### RECEIVING

Cardinals	No	Yds	Avg	LG	T	D
Terry Metcalf	6	94	15.7	34	0	
Jim Otis	4	52	13.0	21	0	
Mel Gray	3	52	17.3	23	1	
Ike Harris	2	33	16.5	22	0	
Jerry Latin	2	23	11.5	12	0	
Steve Jones	2	19	9.5	11	0	
J.V. Cain	2	17	8.5	11	0	
Jackie Smith	1	1	1.0	1	0	

Rams	No	Yds	Avg	LG	T	D
Ron Jessie	4	52	13.0	16	0	
Lawrence McCutcheon	3	8	2.7	11	0	
Harold Jackson	2	84	42.0	66	1	
Cullen Bryant	2	26	13.0	14	0	
Terry Nelson	1	33	33.0	33	0	

#### INTERCEPTIONS

Cardinals	No	Yds	Avg	LG	TD
None					
Rams	No	Yds <td>Avg <td>LG <td>TD</td> </td></td>	Avg <td>LG <td>TD</td> </td>	LG <td>TD</td>	TD
Bill Simpson	2	83	41.5	65	1
Jack Youngblood	1	47	47.0	47	1

#### PUNTING

Cardinals	No	Yds	Avg	LGO/B	DN Blk
Jeff West	6	256	42.7	53	1
Rams	No	Yds <td>Avg <th>LGO/B</th> <th>DN Blk</th> </td>	Avg <th>LGO/B</th> <th>DN Blk</th>	LGO/B	DN Blk
Duane Carrell	5	158	31.6	40	2

#### PUNT RETURNS

Cardinals	No	FC	Yds	Avg	LG	TD
Terry Metcalf	2	0	6	3.0	3	0
Rams	No <th>FC</th> <th>Yds</th> <th>Avg</th> <th>LG</th> <th>TD</th>	FC	Yds	Avg	LG	TD
Dave Elmendorf	2	2	12	6.0	12	0
Rob Scribner	1	0	7	7.0	7	0

#### KICKOFF RETURNS

Cardinals	No	Yds	Avg	LG	TD
Terry Metcalf	3	105	35.0	67	0
Gary Hammond	2	36	18.0	18	0
Dwayne Crump	1	28	28.0	28	0
Jerry Latin	1	22	22.0	22	0
Rams	No <th>Yds</th> <th>Avg</th> <th>LG</th> <th>TD</th>	Yds	Avg	LG	TD
Cullen Bryant	3	61	20.3	22	0
Ron Jessie	1	17	17.0	17	0
Dave Elmendorf	1	12	12.0	12	0

**SACKS**  
 Cardinals: None  
 Rams: Jack Youngblood 1.0, Fred Dryer 1.0

#### PASSING

Cardinals	Att	Com	Yds	Tkd/Yd	TD	LG	IN
Jim Hart	41	22	291	2/23	1	34	3
Rams	Att	Com	Yds	Tkd/Yd	TD	LG	IN
Ron Jaworski	23	12	203	0/0	1	66	0

## 1974 NFC CHAMPIONSHIP GAME • MINNESOTA 14, RAMS 10

### METROPOLITAN STADIUM, BLOOMINGTON, MN • SUNDAY, DECEMBER 29, 1974

RAMS 0 3 0 7 -10  
 Minnesota 0 7 0 7 -14  
 MIN - Lash 29-yard pass from Tarkenton (Cox kick)  
 RAMS - FG Ray 27  
 MIN - Osborn 1-yard run (Cox kick)  
 RAMS - Jackson 44-yard pass from Harris (Ray kick)  
 PAID ATT -- 48,444

	RAMS	VIKES
First Downs .....	15	18
Rushing .....	5	9
Passing .....	10	7
Penalty .....	0	2
Third Down Efficiency .....	5-13-38%	7-16-44%
Total Net Yards .....	340	269
Total Offensive Plays .....	58	69
Avg. Gain Per Play .....	5.9	3.9
Rushes-Yards .....	33-121	47-164
Avg. Gain Per Rush .....	3.7	3.5
Net Passing Yards .....	219	105
Att-Comp-Int .....	23-13-2	20-10-1
Avg. Gain Per Pass .....	8.8	4.8
Sacks Allowed-Yards .....	2-29	2-18
Punts-Avg .....	5-43.8	6-39.2
Penalties-Yards .....	7-70	2-20
Fumbles-Lost .....	3-3	5-3

#### RAMS STARTERS

WR Harold Jackson LE Jack Youngblood  
 LT Charlie Cowan LDT Merlin Olsen  
 LG Tom Mack RDT Larry Brooks  
 C Ken Iman RE Fred Dryer  
 RG Joe Scibelli LLB Ken Geddes  
 RT John Williams MLB Jack Reynolds  
 TE Bob Klein RLB Isaiah Robertson  
 WR Jack Snow LC Charlie Stukes  
 QB James Harris RC Al Clark  
 RB Jim Bertelsen LS Dave Elmendorf  
 RB Lawrence McCutcheon RS Bill Simpson

#### RUSHING

Rams	Att	Yds	Avg	LG	TD
Jim Bertelsen	14	65	4.6	11	0
Lawrence McCutcheon	12	32	2.7	6	0
James Harris	3	17	5.7	8	0
John Cappelletti	3	8	2.7	5	0
Tony Baker	1	-1	-1.0	-1	0

Vikings	Att	Yds	Avg	LG	TD
Chuck Foreman	22	80	3.6	18	0
Dave Osborn	20	76	3.8	11	1
Fran Tarkenton	4	5	1.3	3	0
Ed Marinaro	1	3	3.0	3	0

#### RECEIVING

Rams	No	Yds	Avg	LG	TD
Jim Bertelsen	5	53	10.6	13	0
Harold Jackson	3	159	46.3	73	1
Lawrence McCutcheon	2	22	11.0	17	0
Jack Snow	1	19	19.0	19	0
Bob Klein	1	10	10.0	10	0
John Cappelletti	1	5	5.0	5	0

Vikings	No	Yds	Avg	LG	TD
Stu Voigt	4	43	10.8	16	0
Jim Lash	2	40	20.0	29	1
Jim Gilliam	2	33	16.5	18	0
Ed Marinaro	1	6	6.0	6	0
Dave Osborn	1	1	1.0	1	0

#### INTERCEPTIONS

Rams	No	Yds	Avg	LG	TD
Charlie Stukes	1	0	0.0	0	0
Vikings	No	Yds	Avg	LG	TD
None					

#### PUNTING

Rams	No	Yds	Avg	LG
Wally Hilgenberg	1	16	16.0	16
None	0	0	0.0	0
Vikings	No	Yds	Avg	LG
Mike Burke	5	219	43.8	49
Mike Eischied	6	235	39.2	55

#### PUNT RETURNS

Rams	No	FC	Yds	Avg	LG	TD
Cullen Bryant	3	0	18	6.0	10	0
Rob Scribner	1	0	1	1.0	1	0
Jim Bertelsen	1	0	0	0.0	0	0
Vikings	No	FC	Yds	Avg	LG	TD
Sam McCullum	3	0	20	6.7	8	0
Nate Wright	1	0	3	3.0	3	0

#### KICKOFF RETURNS

Rams	No	Yds	Avg	LG	TD
Cullen Bryant	3	57	19.0	25	0
Vikings	No	Yds	Avg	LG	TD
Brent McClanahan	2	55	27.5	32	0
Sam McCullum	1	23	23.0	23	0

**SACKS**  
 Cardinals: Jack Youngblood 1.0, Fred Dryer 1.0  
 Vikings: Carl Eller 0.5, Doug Sutherland 0.5, Bob Luresma 0.3, Jim Marshall 0.3, Allen Page 0.3

#### PASSING

Rams	Att	Com	Yds	Tkd/Yd	TD	LG	IN
James Harris	23	13	248	2/29	1	73	2
Vikings	Att	Com	Yds	Tkd/Yd	TD	LG	IN
Fran Tarkenton	20	10	123	2/18	1	29	1

## 1974 NFC DIVISIONAL PLAYOFF GAME • RAMS 19, WASHINGTON 10

### LOS ANGELES COLISEUM, LOS ANGELES, CA • SUNDAY, DECEMBER 22, 1974

Washington 3 7 0 0 -10  
RAMS 7 0 3 9 -19

RAMS - Klein 10-yard pass from Harris (Ray kick)  
WAS - FG Bragg 35  
WAS - Denson 1-yard run (Bragg kick)  
RAMS - FG Ray 37  
RAMS - FG Ray 26  
RAMS - Robertson 59-yard interception return (pass failed)  
PAID ATT -- 77,925

	'SKINS	RAMS
First Downs .....	13	14
Rushing .....	4	8
Passing .....	7	6
Penalty .....	2	0
Third Down Efficiency .....	7-16-44%	6-18-33%
Total Net Yards .....	218	223
Total Offensive Plays .....	66	66
Avg. Gain Per Play .....	3.4	3.4
Rushes-Yards .....	27-49	42-131
Avg. Gain Per Rush .....	1.8	3.1
Net Passing Yards .....	169	95
Att-Comp-Int .....	24-8-2	24-8-2
Avg. Gain Per Pass .....	3.5	4.0
Sacks Allowed-Yards .....	1-8	0-0
Punts-Avg .....	5-45.2	5-43.0
Penalties-Yards .....	1-5	5-49
Fumbles-Lost .....	-3-3	2-0

#### RAMS STARTERS

WR Harold Jackson	LE	Jack Youngblood
LT Charlie Cowan	LDT	Merlin Olsen
LG Tom Mack	RDT	Larry Brooks
C Ken Iman	RE	Fred Dryer
RG Joe Scibelli	LLB	Ken Geddes
RT John Williams	MLB	Jack Reynolds
TE Bob Klein	RLB	Isiah Robertson
WR Jack Snow	LC	Charlie Stukes
QB James Harris	RC	Al Clark
RB Jim Bertelsen	LS	Dave Elmendorf
RB Lawrence McCutcheon	RS	Bill Simpson

#### RUSHING

Redskins	Att	Yds	Avg	LG	T	D
Larry Brown	18	39	2.2	9	0	0
Bill Kilmer	2	5	2.5	5	0	0
Moses Denson	7	5	0.7	2	1	1
Rams	Att	Yds	Avg	LG	TD	
Lawrence McCutcheon	26	71	2.7	11	0	0
Jim Bertelsen	6	34	5.7	10	0	0
James Harris	6	17	2.8	8	0	0
John Cappelletti	1	5	5.0	5	0	0
Rob Scribner	1	2	2.0	2	0	0
Tony Baker	2	2	1.0	2	0	0

#### RECEIVING

Redskins	No	Yds	Avg	LG	TD
Charley Taylor	4	79	19.8	41	0
Charles Evans	4	31	7.8	19	0
John Smith	2	35	17.5	20	0
Moses Denson	2	17	8.5	9	0
Frank Grant	1	15	15.0	15	0
Rams	No	Yds	Avg	LG	TD
Harold Jackson	2	35	17.5	22	0
Bob Klein	2	23	11.5	13	1
Lawrence McCutcheon	2	20	10.0	15	0
Pat Curran	1	12	12.0	12	0
Jim Bertelsen	1	5	5.0	5	0

#### INTERCEPTIONS

Redskins	No	Yds	Avg	LG	TD
Pat Fischer	1	17	17.0	17	0
Ken Stone	1	7	7.0	7	0
Rams	No	Yds	Avg	LG	TD
Isiah Robertson	1	59	59.0	59	1

Jack Reynolds 1 12 12.0 12 0  
Bill Simpson 1 0 0.0 0 0

#### PUNTING

Redskins	No	Yds	Avg	LGO/B	DN Blk
Mike Bragg	5	226	45.2	58	1 0 0
Rams	No	Yds	Avg	LGO/B	DN Blk
Mike Burke	5	215	43.0	46	0 0 0

#### PUNT RETURNS

Redskins	No	FC	Yds	Avg	LG	TD
Joe Theismann	4	0	22	5.5	12	0
Larry Jones	1	0	9	9.0	9	0
Rams	No	FC	Yds	Avg	LG	TD
Jim Bertelsen	1	0	10	10.0	10	0
Cullen Bryant	1	0	6	6.0	6	0

#### KICKOFF RETURNS

Redskins	No	Yds	Avg	LG	TD
Larry Jones	4	76	19.0	34	0
Doug Cunningham	1	19	19.0	19	0
Rams	No	Yds	Avg	LG	TD
Cullen Bryant	3	82	27.3	41	0

#### SACKS

Redskins: None  
RAMS: Merlin Olsen 0.5, Larry Brooks 0.5

#### PASSING

Redskins	Att	Com	Yds	Tkd/Yd	TD	LG	IN
Bill Kilmer	18	7	99	0/0	0	41	0
Sonny Jurgensen	12	6	78	1/8	0	27	3
Rams	Att	Com	Yds	Tkd/Yd	TD	LG	IN
James Harris	24	8	95	0/0	1	22	2

## 1973 NFC DIVISIONAL PLAYOFF GAME • DALLAS 27, RAMS 16

### TEXAS STADIUM, DALLAS, TX • SUNDAY, DECEMBER 23, 1973

RAMS 0 6 0 10 -16  
Dallas 14 3 0 10 -27

DAL - Hill 3-yard run (Fritsch kick)  
DAL - Pearson 4-yard pass from Staubach (Fritsch kick)  
DAL - FG Fritsch 39  
RAMS - FG Ray 33  
RAMS - FG Ray 37  
RAMS - FG Ray 40  
RAMS - Baker 5-yard run (Ray kick)  
DAL - Pearson 83-yard pass from Staubach (Fritsch kick)  
DAL - FG Fritsch 12  
PAID ATT -- 63,272

	RAMS	'BOYS
First Downs .....	11	15
Rushing .....	5	11
Passing .....	5	4
Penalty .....	1	0
Third Down Efficiency .....	9-14-0%	9-19-47%
Total Net Yards .....	192	298
Total Offensive Plays .....	58	68
Rushes-Yards .....	31	45-162
Avg. Gain Per Rush .....	3.1	3.6
Net Passing Yards .....	99	136
Att-Comp-Int .....	24-7-1	16-8-2
Avg. Gain Per Pass .....	3.4	7.44
Sacks Allowed-Yards .....	5-34	7-46.7
Punts-Avg .....	5-43.6	5-44
Penalties-Yards .....	2-20	5-44
Fumbles-Lost .....	2-2	2-2

#### RAMS STARTERS

WR Harold Jackson	LE	Jack Youngblood
LT Charlie Cowan	LDT	Merlin Olsen
LG Tom Mack	RDT	Larry Brooks
C Ken Iman	RE	Fred Dryer
RG Joe Scibelli	LLB	Ken Geddes
RT John Williams	MLB	Jack Reynolds
TE Bob Klein	RLB	Isiah Robertson
WR Jack Snow	LC	Charlie Stukes
QB John Hadl	RC	Eddie McMillan
RB Jim Bertelsen	LS	Dave Elmendorf
RB Lawrence McCutcheon	RS	Steve Preece

#### RUSHING

Rams	Att	Yds	Avg	LG	T	D
Lawrence McCutcheon	13	48	3.7	12	0	0
Jim Bertelsen	12	37	3.1	13	0	0
John Hadl	2	10	5.0	6	0	0
Tony Baker	1	5	5.0	5	1	0
Larry Smith	2	-7	-3.5	-1	0	0
Cowboys	Att	Yds	Avg	LG	TD	
Calvin Hill	25	97	3.9	15	1	0
Roger Staubach	4	30	7.5	12	0	0
Walt Garrison	10	30	3.0	10	0	0
Timmy Newhouse	6	5	0.8	4	0	0

#### RECEIVING

Rams	No	Yds	Avg	LG	TD
Jack Snow	3	77	25.7	50	0
Larry Smith	2	13	6.5	9	0
Harold Jackson	1	40	40.0	40	0
Lawrence McCutcheon	1	3	3.0	3	0
Cowboys	No	Yds	Avg	LG	TD
Drew Pearson	2	87	43.5	83	2
Calvin Hill	2	21	10.5	16	0
Jean Fuggett	1	38	38.0	38	0
Bob Hayes	1	29	29.0	29	0
Walt Garrison	1	3	3.0	3	0
Billy Joe DuPree	1	2	2.0	2	0

#### INTERCEPTIONS

Rams	No	Yds	Avg	LG	TD
Jack Reynolds	1	4	4.0	4	0
Dave Elmendorf	1	0	0.0	0	0
Cowboys	No	Yds	Avg	LG	TD
Lee Roy Jordan	1	2	2.0	2	0

#### PUNTING

Rams	No	Yds	Avg	LG
Dave Chapple	5	218	43.6	64
Cowboys	No	Yds	Avg	LG
Marv Bateman	7	327	46.7	55

#### PUNT RETURNS

Rams	No	FC	Yds	Avg	LG	TD
Jim Bertelsen	4	0	52	13.0	30	0
Dave Elmendorf	1	0	1	1.0	1	0
Cowboys	No	FC	Yds	Avg	LG	TD
Golden Richards	2	1	3	1.5	2	0

#### KICKOFF RETURNS

Rams	No	Yds	Avg	LG	TD
Rob Scribner	4	106	26.5	35	0
Al Clark	2	49	24.5	29	0
Cowboys	No	Yds	Avg	LG	TD
Charlie Waters	1	23	23.0	23	0
Cliff Harris	1	19	19.0	19	0

#### SACKS

RAMS: Jack Youngblood 2.5, Merlin Olsen 2.0, Fred Dryer 1.0, Ken Geddes 1.0, Larry Brooks 0.5  
COWBOYS: Bill Gregory 1.5, Harvey Martin 1.5, Pugh 1.0, Larry Cole 0.5, Pat Toomay 0.5

#### PASSING

Rams	Att	Com	Yds	Tkd/Yd	TD	LG	IN
John Hadl	23	7	133	5/34	0	50	1
Lawrence McCutcheon	1	0	0	0/0	0	0	0
Cowboys	Att	Com	Yds	Tkd/Yd	TD	LG	IN
Roger Staubach	16	8	180	7/44	2	83	2



# 1969 PLAYOFF BOWL GAME • RAMS 31, DALLAS 0

ORANGE BOWL, MIAMI, FL • SATURDAY, JANUARY 3, 1970

RAMS	14	0	7	10	-31
Cowboys	0	0	0	0	-0

RAMS - Josephson 35-yard pass from Gabriel (Gossett kick)  
 RAMS - Snow 67-yard pass from Gabriel (Gossett kick)  
 RAMS - Klein 16-yard pass from Gabriel (Gossett kick)  
 RAMS - Snow 49-yard pass from Gabriel (Gossett kick)  
 RAMS - FG Gossett 42  
 PAID ATT -- 31,151

	RAMS	BOYS
First Downs	13	13
Rushing	4	6
Passing	8	7
Penalty	1	0
Total Net Yards	297	222
Total Offensive Plays	60	60
Avg. Gain Per Play	5.6	3.8
Rushes-Yards	33-78	30-136
Avg. Gain Per Rush	3.4	4.7
Net Passing Yards	219	86
Att-Comp-Int	19-12-1	24-10-2
Avg. Gain Per Pass	10.9	2.9
Sacks Allowed-Yards	1-5	6-50
Punts-Avg	4-42.5	4-44.0
Penalties-Yards	2-39	2-25
Fumbles-Lost	3-1	2-2

### RAMS STARTERS

WR Jack Snow	LE	Deacon Jones
LT Charlie Cowan	LDT	Merlin Olsen
LG Tom Mack	RDT	Coy Bacon
C Ken Iman	RE	Diron Talbert
RG Mike LaHood	LLB	Jack Pardee
RT Mitch Johnson	MLB	Doug Woodief
TE Billy Truax	RB	Jim Purnell
WR Wendell Tucker	LC	Clarence Williams
QB Roman Gabriel	RC	Jim Nettles
RB Les Josephson	LS	Richie Pettibon
RB Larry Smith	RS	Eddie Meador

### RUSHING

Rams	Att	Yds	Avg	LG	T	D
Larry Smith	10	29	2.9	6	0	0
Pat Studstill	1	22	22.0	22	0	0
Dick Bass	6	17	2.8	12	0	0
Les Josephson	8	8	1.0	8	0	0
Willie Ellison	6	8	1.3	7	0	0
Roman Gabriel	2	-6	-3.0	-3	0	0

### Cowboys

Cowboys	Att	Yds	Avg	LG	TD
Walt Garrison	9	47	5.2	11	0
Roger Staubach	6	41	6.8	19	0
Calvin Hill	8	36	4.5	13	0
Dan Reeves	5	24	4.8	17	0
Les Shy	1	-1	-1.0	-1	0
Craig Morton	1	-11	-11.0	-11	0

### RECEIVING

Rams	No	Yds	Avg	LG	TD
Jack Snow	5	144	28.8	67	2
Les Josephson	4	55	13.8	35	1
Bob Klein	2	23	11.5	16	1
Larry Smith	1	2	2.0	2	0

### Cowboys

Cowboys	No	Yds	Avg	LG	TD
Bob Hayes	3	50	16.7	31	0
Pettis Norman	2	24	12.0	16	0
Lance Rentzel	1	25	25.0	25	0
Calvin Hill	1	17	17.0	17	0
Dennis Homan	1	16	16.0	16	0
Walt Garrison	1	4	4.0	4	0
Claxton Welch	1	0	0.0	0	0

### INTERCEPTIONS

Rams	No	Yds	Avg	LG	TD
Richie Pettibon	1	5	5.0	5	0
Jim Purnell	1	0	0.0	0	0

### Cowboys

Cowboys	No	Yds	Avg	LG	TD
Otto Brown	1	11	11.0	11	0

### PUNTING

Rams	No	Yds	Avg	LG
Pat Studstill	4	170	42.5	51

### Cowboys

Cowboys	No	Yds	Avg	LG
Ron Widby	4	176	44.0	54

### PUNT RETURNS

Rams	No	FC	Yds	Avg	LG	TD
Alvin Haymond	2	0	18	9.0	9	0
Ron Smith	1	0	19	19.0	19	0

### Cowboys

Cowboys	No	FC	Yds	Avg	LG	TD
Mel Renfro	2	1	-1	-1.0	-1	0

### KICKOFF RETURNS

Rams	No	Yds	Avg	LG	TD
Ron Smith	1	17	17.0	17	0

### Cowboys

Cowboys	No	Yds	Avg	LG	TD
Richmond Flowers	2	53	26.5	30	0
Calvin Hill	2	43	21.5	24	0

### PASSING

Rams	Att	Com	Yds	Tkd/Yd	TD	LG	IN
Roman Gabriel	17	12	224	1/5	4	67	0
Les Josephson	1	0	0	0/0	0	0	1
Karl Sweetan	1	0	0	0/0	0	0	0

### Cowboys

Cowboys	Att	Com	Yds	Tkd/Yd	TD	LG	IN
Craig Morton	18	9	120	5/42	0	31	1
Roger Staubach	6	1	16	1/8	0	16	1

# 1969 WESTERN CONFERENCE PLAYOFF GAME • MINNESOTA 23, RAMS 20

METROPOLITAN STADIUM, BLOOMINGTON, MN • SATURDAY, DECEMBER 27, 1969

RAMS	7	10	0	3	-20
Minnesota	7	0	7	9	-23

RAMS - Klein 3-yard pass from Gabriel (Gossett kick)  
 MIN - Osborn 1-yard run (Cox kick)  
 RAMS - FG Gossett 20  
 RAMS - Truax 2-yards pass from Gabriel (Gossett kick)  
 MIN - Osborn 1-yard run (Cox kick)  
 RAMS - FG Gossett 27  
 MIN - Kapp 2-yard run (Cox kick)  
 MIN - Gabriel tackled in end zone by Eller for safety  
 PAID ATT -- 47,900

	RAMS	VIKES
First Downs	19	18
Rushing	10	7
Passing	9	10
Penalty	0	1
Total Net Yards	255	275
Total Offensive Plays	65	50
Avg. Gain Per Play	3.9	5.5
Rushes-Yards	30-126	29-97
Avg. Gain Per Rush	4.2	3.3
Net Passing Yards	129	178
Att-Comp-Int	32-22-1	19-12-2
Avg. Gain Per Pass	3.7	8.4
Punts-Avg	3-21	2-18
Punts-Avg	3-36.3	3-39.3
Penalties-Yards	4-37	4-36
Fumbles-Lost	1-0	3-1

### RAMS STARTERS

WR Jack Snow	LE	Deacon Jones
LT Charlie Cowan	LDT	Merlin Olsen
LG Tom Mack	RDT	Coy Bacon
C Ken Iman	RE	Diron Talbert
RG Mike LaHood	LLB	Jack Pardee
RT Bob Brown	MLB	Doug Woodief
TE Billy Truax	RB	Maxie Baughan
WR Wendell Tucker	LC	Clarence Williams
QB Roman Gabriel	RC	Jim Nettles
RB Larry Smith	LS	Richie Pettibon
RB Les Josephson	RS	Eddie Meador

### RUSHING

Rams	Att	Yds	Avg	LG	T	D
Larry Smith	11	60	5.5	12	0	0
Roman Gabriel	4	26	6.5	13	0	0
Willie Ellison	4	22	5.5	17	0	0
Les Josephson	10	16	1.6	7	0	0
Tommy Mason	1	2	2.0	2	0	0

### Vikings

Vikings	Att	Yds	Avg	LG	TD
Joe Kapp	7	42	6.0	15	1
Dave Osborn	13	30	2.3	12	2
Bill Brown	8	22	2.7	12	0
Oscar Reed	1	3	3.0	3	0

### RECEIVING

Rams	No	Yds	Avg	LG	TD
Les Josephson	7	41	5.6	13	0
Larry Smith	6	36	6.0	10	0
Willie Ellison	5	47	9.4	18	1
Wendell Tucker	3	23	7.7	9	0
Bob Klein	1	3	3.0	3	1

### Vikings

Vikings	No	Yds	Avg	LG	TD
Gene Washington	4	90	22.5	41	0
John Henderson	4	68	17.0	24	0
Bill Brown	2	20	10.0	12	0
Oscar Reed	2	18	9.0	12	0

### INTERCEPTIONS

Rams	No	Yds	Avg	LG	TD
Eddie Meador	1	15	15.0	15	0
Richie Pettibon	1	4	4.0	4	0

### Vikings

Vikings	No	Yds	Avg	LG	TD
Alan Page	1	29	29.0	29	0

### PASSING

Rams	Att	Com	Yds	Tkd/Yd	TD	LG	IN
Roman Gabriel	32	22	150	3/21	2	18	1

### Vikings

Vikings	Att	Com	Yds	Tkd/Yd	TD	LG	IN
Joe Kapp	19	12	196	2/18	0	41	2

### SACKS

Rams:	Coy Bacon 0.5, Merlin Olsen 0.5, Team 1.0
Vikings:	Carl Eller 2.0, Jim Marshall 1.0

# 1967 PLAYOFF BOWL GAME • RAMS 30, CLEVELAND 6

ORANGE BOWL, MIAMI, FL • SUNDAY, JANUARY 7, 1968

Cleveland	0	0	0	6	-6
RAMS	10	7	3	10	-11

RAMS - Casey 21-yard pass from Gabriel (Gossett kick)  
 RAMS - FG Gossett 41  
 RAMS - Truax 2-yard pass from Gabriel (Gossett kick)  
 RAMS - FG Gossett 46  
 CLE - Kelly 2-yard run (kick blocked)  
 RAMS - Ellison 9-yard run (Gossett kick)  
 RAMS - FG Gossett 19  
 PAID ATT -- 37,102

BROWNS RAMS	
First Downs	12 21
Rushing	5 10
Passing	7 10
Penalty	0 1
Total Net Yards	205 385
Total Offensive Plays	65 74
Avg. Gain Per Play	3.2 5.2
Rushes-Yards	22-56 37-181
Avg. Gain Per Rush	2.5 4.9
Net Passing Yards	149 204
Att-Comp-Int	38-20-0 34-17-1
Avg. Gain Per Pass	3.9 6.0
Sacks Allowed-Yards	5-40 3-19
Punts-Avg	7-40.1 4-43.0
Penalties-Yards	5-65 5-65
Fumbles-Lost	4-3 2-1

### RAMS STARTERS

WR Jack Snow	LE	Deacon Jones
LT Joe Carollo	LDT	Merlin Olsen
LG Tom Mack	RDT	Roger Brown
C Ken Iman	RE	Lamar Lundy
RG Joe Scibelli	LLB	Jack Pardee
RT Charlie Cowan	MLB	Myron Pottos
TE Billy Truax	RLB	Maxie Baughan
WR Bernie Casey	LC	Clarence Williams
QB Roman Gabriel	RC	Irv Cross
RB Les Josephson	LS	Chuck Lamson
RB Dick Bass	RS	Eddie Meador

RUSHING					
Browns	Att	Yds	Avg	LG	T D
Leroy Kelly	18	55	3.1	15	1
Larry Conjar	3	2	0.7	2	0
Gary Lane	1	-1	-1.0	-1	0
Rams	Att	Yds	Avg	LG	TD
Les Josephson	15	70	4.7	11	0
Dick Bass	13	51	3.9	14	0
Roman Gabriel	4	33	8.2	21	0
Willie Ellison	3	17	5.7	9	0
Tommy Mason	2	10	5.0	7	0

RECEIVING					
Browns	No	Yds	Avg	LG	TD
Paul Warfield	6	75	12.5	34	0
Clifton McNeil	4	21	5.3	10	0
Larry Collins	3	39	13.0	25	0
Larry Conjar	3	20	6.7	8	0
Milt Morin	2	22	11.0	15	0
Nick Pietrosante	1	12	12.0	12	0
Leroy Kelly	1	0	0.0	0	0
Rams	No	Yds	Avg	LG	TD
Bernie Casey	6	82	13.7	22	1
Les Josephson	4	41	10.3	15	0
Tommy Mason	3	58	19.3	43	0
Billy Truax	2	13	6.5	11	1
Dave Pivec	1	25	25.0	25	0
Jack Snow	1	4	4.0	4	0

INTERCEPTIONS					
Browns	No	Yds	Avg	LG	TD
Bob Matheson	1	7	7.0	7	0
Rams	No	Yds	Avg	LG	TD
None					
Browns	No	Yds	Avg	LG	TD
Gary Collins	7	281	40.1	55	
Rams	No	Yds	Avg	LG	TD
Jon Kilgore	4	172	43.0	59	

PUNTING					
Browns	No	Yds	Avg	LG	TD
Ben Davis	1	7	7.0	7	0
Leroy Kelly	1	5	5.0	5	0
Rams	No	Yds	Avg	LG	TD
Eddie Meador	1	6	6.0	6	0
Irv Cross	1	1	1.0	1	0
Browns	No	Yds	Avg	LG	TD
Ben Davis	2	45	22.5	24	0
Carl Ward	2	31	15.5	18	0
Rams	No	Yds	Avg	LG	TD
None					

KICKOFF RETURNS					
Browns	No	Yds	Avg	LG	TD
Ben Davis	2	45	22.5	24	0
Carl Ward	2	31	15.5	18	0
Rams	No	Yds	Avg	LG	TD
None					

PASSING							
Browns	Att	Com	Yds	Tkd/Yd	TD	LG	IN
Frank Ryan	20	8	83	3/21	0	25	0
Gary Lane	18	12	106	2/19	0	34	0
Rams	Att	Com	Yds	Tkd/Yd	TD	LG	IN
Roman Gabriel	30	17	223	3/19	2	43	1
Bill Munson	2	0	0/0	0/0	0	0	0
Les Josephson	1	0	0/0	0/0	0	0	0
Eddie Meador	1	0	0/0	0/0	0	0	0

# 1967 WESTERN CONFERENCE PLAYOFF GAME • GREEN BAY 28, RAMS 7

MILWAUKEE COUNTY STADIUM, MILWAUKEE, WI • SATURDAY, DECEMBER 23, 1967

RAMS	7	0	0	0	-7
Green Bay	0	14	7	7	-28

RAMS - Casey 29-yard pass from Gabriel (Gossett kick)  
 GB - Williams 46-yard run (Chandler kick)  
 GB - Dale 17-yard pass from Starr (Chandler kick)  
 GB - Mercien 6-yard run (Chandler kick)  
 GB - Williams 2-yard run (Chandler kick)  
 PAID ATT -- 49,861

RAMS		PACK	
First Downs	12	20	20
Rushing	2	11	11
Passing	9	8	8
Penalty	1	1	1
Total Net Yards	217	374	374
Total Offensive Plays	59	68	68
Avg. Gain Per Play	3.7	5.5	5.5
Rushes-Yards	28-75	45-163	45-163
Avg. Gain Per Rush	2.7	3.6	3.6
Net Passing Yards	142	211	211
Att-Comp-Int	31-11-1	23-17-1	23-17-1
Avg. Gain Per Pass	4.6	9.2	9.2
Sacks Allowed-Yards	5-44	1-11	1-11
Punts-Avg	5-32.6	6-39.3	6-39.3
Penalties-Yards	5-25	7-44	7-44
Fumbles-Lost	0-0	3-3	3-3

### RAMS STARTERS

WR Jack Snow	LE	Deacon Jones
LT Joe Carollo	LDT	Merlin Olsen
LG Tom Mack	RDT	Roger Brown
C Ken Iman	RE	Lamar Lundy
RG Joe Scibelli	LLB	Jack Pardee
RT Charlie Cowan	MLB	Myron Pottos
TE Billy Truax	RLB	Maxie Baughan
WR Bernie Casey	LC	Clarence Williams
QB Roman Gabriel	RC	Irv Cross
RB Dick Bass	LS	Chuck Lamson
RB Les Josephson	RS	Eddie Meador

RUSHING					
Rams	Att	Yds	Avg	LG	T D
Dick Bass	14	40	2.9	15	0
Les Josephson	9	16	1.8	5	0
Tommy Mason	2	13	6.5	10	0
Roman Gabriel	3	6	2.0	3	0
Packers	Att	Yds	Avg	LG	TD
Travis Williams	18	88	4.9	46	2
Donny Anderson	12	52	4.3	18	0
Chuck Merrien	12	13	1.1	7	1
Bart Starr	2	8	4.0	4	0
Ben Wilson	1	2	2.0	2	0

RECEIVING					
Rams	No	Yds	Avg	LG	TD
Bernie Casey	5	82	16.4	29	1
Billy Truax	2	45	22.5	31	0
Les Josephson	2	30	15.0	22	0
Jack Snow	1	17	17.0	17	0
Bucky Pope	1	12	12.0	12	0
Packers	No	Yds	Avg	LG	TD
Carroll Dale	6	109	18.2	48	1
Boyd Dowler	3	35	11.7	17	0
Marv Fleming	3	30	10.0	12	0
Donny Anderson	2	30	15.0	25	0
Chuck Merrien	2	10	5.0	5	0
Travis Williams	1	8	8.0	8	0

INTERCEPTIONS					
Rams	No	Yds	Avg	LG	TD
Chuck Lamson	1	24	24.0	24	0
Packers	No	Yds	Avg	LG	TD
Tom Brown	1	20	20.0	20	0

PUNTING						
Rams	No	Yds	Avg	LG	TD	
Jon Kilgore	6	236	39.3	40		
Packers	No	Yds	Avg	LG	TD	
Don Chandler	5	163	32.6	46		
Browns	No	Yds	Avg	LG	TD	
Eddie Meador	1	2	0.0	0	0	
Irv Cross	0	1	0.0	0	0	
Packers	No	FC	Yds	Avg	LG	TD
Willie Wood	2	3	5	2.5	5	0
Tom Brown	1	0	39.3	39	0	

PUNT RETURNS						
Rams	No	FC	Yds	Avg	LG	TD
Willie Ellison	2	54	27.0	39	0	
Irv Cross	1	26	26.0	26	0	
Bob Nichols	1	0	0.0	0	0	
Packers	No	FC	Yds	Avg	LG	TD
Dave Robinson	1	10	10.0	10	0	
Jim Flanigan	1	9	9.0	9	0	

KICKOFF RETURNS						
Rams	No	Yds	Avg	LG	TD	
Willie Ellison	2	54	27.0	39	0	
Irv Cross	1	26	26.0	26	0	
Bob Nichols	1	0	0.0	0	0	
Packers	No	FC	Yds	Avg	LG	TD
Dave Robinson	1	10	10.0	10	0	
Jim Flanigan	1	9	9.0	9	0	

PASSING							
Rams	Att	Com	Yds	Tkd/Yd	TD	LG	IN
Roman Gabriel	31	11	186	5/44	1	31	1
Packers	Att	Com	Yds	Tkd/Yd	TD	LG	IN
Bart Starr	23	17	222	1/11	1	48	1

## 1955 NFL CHAMPIONSHIP GAME • CLEVELAND 38, RAMS 14

### LOS ANGELES COLISEUM, LOS ANGELES, CA • MONDAY, DECEMBER 26, 1955

Cleveland 3 14 14 7 -38  
 RAMS 0 7 0 7 -14

CLE - FG Groza 26  
 CLE - Paul 65-yard interception return (Groza kick)  
 RAMS - Quinlan 67-yard pas from Van Brocklin (Richter kick)  
 CLE - Lavell 50-yard pass from Graham (Groza kick)  
 CLE - Graham 15-yard run (Groza kick)  
 CLE - Graham 1-yard run (Groza kick)  
 CLE - Renfro 35-yard run from Graham (Groza kick)  
 RAMS - Waller 4-yard run (Richter kick)  
 PAID ATT -- 85,693

BROWNS RAMS	
First Downs .....	17 17
Rushing .....	7 8
Passing .....	10 8
Penalty .....	1 1
Total Net Yards .....	371 259
Total Offensive Plays .....	73 54
Avg. Gain Per Play .....	5.1 4.8
Rushes-Yards .....	48-169 26-116
Avg. Gain Per Rush .....	3.5 4.5
Net Passing Yards .....	202 143
Att-Comp-Int .....	25-14-3 28-11-7
Avg. Gain Per Pass .....	8.1 5.1
Punts-Avg .....	3-42.7 4-45.0
Penalties-Yards .....	5-74 2-10
Fumbles-Lost .....	0-0 1-1

#### RAMS OFFENSIVE STARTERS

LE Tom Fears  
 LT Glen Holtzman  
 LG Duane Puttman  
 C Bobby Cross  
 RG John Hock  
 RT Charley Toogood  
 RE Elroy Hirsch  
 QB Norm Van Brocklin  
 LH Ron Waller  
 RH Volney Quinlan  
 F Dan Towler

RUSHING						
Browns	Att	Yds	Avg	LG	T	D
Ed Modzelewski	13	61	4.7	10	0	0
Maurice Bassett	11	49	4.5	12	0	0
Fred Morrison	11	33	3.0	5	0	0
Otto Graham	9	21	2.3	15t	2	0
Dub Jones	1	3	3.0	3	0	0
Bob Smith	3	2	0.7	5	0	0
Rams	Att	Yds	Avg	LG	T	D
Dan Towler	14	64	4.6	15	0	0
Ron Waller	11	48	4.4	13	1	0
Bill Wade	1	4	4.0	4	0	0

RECEIVING						
Browns	No	Yds	Avg	LG	T	D
Ed Modzelewski	5	34	6.8	14	0	0
Dante Lavelli	3	95	31.7	50t	1	0
Ray Renfro	2	49	24.5	35t	1	0
Dub Jones	1	11	11.0	11	0	0
Darrel Brewster	1	9	9.0	9	0	0
Fred Morrison	1	7	7.0	7	0	0
Maurice Bassett	1	4	4.0	4	0	0
Rams	No	Yds	Avg	LG	T	D
Volney Quinlan	5	116	23.2	67t	1	0
Ron Waller	3	18	6.0	11	0	0
Tom Fears	1	16	16.0	16	0	0
Elroy Hirsch	1	9	9.0	9	0	0
Dan Towler	1	7	7.0	7	0	0

#### INTERCEPTIONS

Browns	No	Yds	Avg	LG	T	D
Ken Konz	2	12	6.0	12	0	0

#### PASSING

Browns	Att	Com	Yds	TD	LG	IN
Otto Graham	25	14	209	2	50t	3
Rams	Att	Com	Yds	TD	LG	IN
Norm Van Brocklin	25	11	166	1	67t	6
Bill Wade	3	0	0	0	0	1

Don Paul	1	65	65.0	65t	1	0
Tommy James	1	11	11.0	11	0	0
Sam Palumbo	1	10	10.0	10	0	0
Walt Michaels	1	5	5.0	5	0	0
Henry Ford	1	0	0.0	0	0	0
Rams	No	Yds	Avg	LG	T	D
Don Burroughs	1	24	24.0	24	0	0
Larry Morris	1	22	22.0	22	0	0
Ed Hughes	1	0	0.0	0	0	0

#### PUNTING

Browns	No	Yds	Avg	LG
Horace Gillom	3	128	42.7	52
Rams	No	Yds	Avg	LG
Norm Van Brocklin	4	180	45.0	49

#### PUNT RETURNS

Browns	No	Yds	Avg	LG	TD
Ken Konz	2	27	13.5	24	0
Don Paul	2	0	0.0	0	0
Rams	No	Yds	Avg	LG	TD
Woodley Lewis	1	9	9.0	9	0

#### KICKOFF RETURNS

Browns	No	Yds	Avg	LG	TD
Bob Smith	2	41	20.5	21	0
Don Paul	1	0	0.0	0	0
Rams	No	Yds	Avg	LG	TD
Woodley Lewis	4	127	31.8	43	0
Ron Waller	3	88	29.3	32	0

## 1952 NFL CONFERENCE PLAYOFF GAME • DETROIT 31, RAMS 21

### BRIGGS STADIUM, DETROIT, MI • SUNDAY, DECEMBER 21, 1952

RAMS 0 7 0 14 -21  
 Detroit 7 7 10 7 -31

DET - Harder 12-yard run (Harder kick)  
 DET - Harder 3-yard run (Harder kick)  
 RAMS - Fears 15-yard pass from Van Brocklin (Waterfield kick)  
 DET - Hart 24-yard pass from Walker (Harder kick)  
 DET - FG Harder 43  
 RAMS - Towler 5-yard run (Waterfield kick)  
 RAMS - Smith 57-yard punt return (Waterfield kick)  
 DET - Hoernschmeyer 9-yard run (Harder kick)  
 PAID ATT -- 47,645

RAMS LIONS	
First Downs .....	15 18
Rushing .....	5 11
Passing .....	8 7
Penalty .....	2 0
Total Net Yards .....	276 360
Total Offensive Plays .....	57 62
Avg. Gain Per Play .....	4.8 5.8
Rushes-Yards .....	29-128 39-173
Avg. Gain Per Rush .....	4.4 4.4
Net Passing Yards .....	179 192
Att-Comp-Int .....	28-18-1 23-11-4
Avg. Gain Per Pass .....	6.4 8.3
Punts-Avg .....	5-32.7 5-43.4
Penalties-Yards .....	2-14 5-35
Fumbles-Lost .....	0-0 2-2

#### RAMS STARTERS

LE Larry Brink  
 LT Don Simensen  
 LG Dick Daugherty  
 C Leon McLaughlin  
 RG Harry Thompson  
 RT Tom Dahms  
 RE Elroy Hirsch  
 QB Norm Van Brocklin  
 LH Dan Towler  
 RH Verda Smith  
 FB Paul Younger

RUSHING						
Rams	Att	Yds	Avg	LG	T	D
Volney Quinlan	6	60	10.0	47	0	0
Dan Towler	13	54	4.2	17	1	0
Paul Younger	4	14	3.5	13	0	0
Jack Myers	2	8	4.0	5	0	0
Verda Smith	4	-8	-2.0	2	0	0
Lions	Att	Yds	Avg	LG	T	D
Pat Harder	8	72	9.0	20	2	0
Bob Hoernschmeyer	11	49	4.5	10	0	0
Doak Walker	7	29	4.1	18	0	0
Bobby Layne	6	20	3.3	13	0	0
Jack Christiansen	4	9	2.3	6	0	0
Ollie Cline	3	-6	-2.0	-2	0	0

RECEIVING						
Rams	No	Yds	Avg	LG	T	D
Tom Fears	7	76	10.9	16	1	0
Elroy Hirsch	5	46	9.2	11	0	0
Bob Carey	3	30	10.0	7	0	0
Jack Myers	2	6	3.0	5	0	0
Dan Towler	1	21	21.0	21	0	0
Lions	No	Yds	Avg	LG	T	D
Leon Hart	5	86	17.2	24t	1	0
Doak Walker	2	75	37.5	51	0	0
Cloyce Box	2	20	10.0	11	0	0
Pat Harder	1	6	6.0	6	0	0
Jack Christiansen	1	5	5.0	5	0	0

#### INTERCEPTIONS

Rams	No	Yds	Avg	LG	TD	D
Norb Hecker	1	20	20.0	20	0	0
Stan West	1	8	8.0	8	0	0
Don Paul	1	4	4.0	4	0	0
Elroy Hirsch	1	0	0.0	0	0	0
Lions	No	Yds	Avg	LG	TD	D
LaVern Torgeson	1	0	0.0	0	0	0

#### PUNTING

Rams	No	Yds	Avg	LGO/B
Norm Van Brocklin	4	147	36.8	50
Bob Waterfield	2	49	24.5	29
Lions	No	Yds	Avg	LGO/B
Robert Smith	5	217	43.4	55

#### PUNT RETURNS

Rams	No	Yds	Avg	LG	TD
Verda Smith	3	72	24.0	57t	1
Woodley Lewis	1	4	4.0	4	0
Lions	No	Yds	Avg	LG	TD
Yale Lary	1	7	7.0	7	0

#### KICKOFF RETURNS

Rams	No	Yds	Avg	LG	TD
Woodley Lewis	5	133	26.6	36	0
Lions	No	Yds	Avg	LG	TD
Jack Christiansen	3	71	23.7	34	0
Yale Lary	1	25	25.0	25	0

#### PASSING

Rams	Att	Com	Yds	TD	LG	IN
Norm Van Brocklin	19	15	166	1	21	0
Bob Waterfield	9	3	13	0	7	1
Lions	Att	Com	Yds	TD	LG	IN
Bobby Layne	21	9	144	0	51	4
Bob Hoernschmeyer	1	1	24	0	24	0
Doak Walker	1	1	24	1	24t	0

## 1951 NFL CHAMPIONSHIP GAME • RAMS 24, CLEVELAND 17

### LOS ANGELES COLISEUM, LOS ANGELES, CA • SUNDAY, DECEMBER 23, 1951

RAMS	0	7	7	10	-24
Cleveland	0	10	0	7	-17

CLE - FG Groza 52  
 CLE - Jones 17-yard pass from Graham (Groza kick)  
 RAMS - Towler 1-yard run (Waterfield kick)  
 RAMS - Hoerner 1-yard run (Waterfield kick)  
 RAMS - FG Waterfield 17  
 CLE - Carpenter 5-yard run (Groza kick)  
 RAMS - Fears 73-yard pass from Van Brocklin (Waterfield kick)  
 PAID ATT -- 57,522

	RAMS	BROWNS
<b>First Downs</b> .....	20	22
Rushing .....	9	6
Passing .....	9	16
Penalty .....	2	0
<b>Total Net Yards</b> .....	334	372
Total Offensive Plays .....	64	64
Avg. Gain Per Play .....	4.6	5.8
<b>Rushes-Yards</b> .....	43-81	23-92
Avg. Gain Per Rush .....	1.9	4.0
<b>Net Passing Yards</b> .....	253	289
Att-Comp-Int .....	30-13-2	41-19-3
Avg. Gain Per Pass .....	8.4	6.8
<b>Punts-Avg</b> .....	5-43.4	4-36.5
<b>Penalties-Yards</b> .....	5-25	6-41
<b>Fumbles-Lost</b> .....	2-1	4-1

#### RAMS OFFENSIVE STARTERS

LE Tom Fears  
 LT Don Simensen  
 LG Dick Daugherty  
 C Leon McLaughlin  
 RG Bill Lange  
 RT Tom Dahms  
 RE Elroy Hirsch  
 QB Bob Waterfield  
 LH Dan Towler  
 RH Paul Younger  
 FB Dick Hoerner

RUSHING				
Browns	Att	Yds	Avg	TD
Otto Graham	5	43	8.6	0
Marion Motley	5	23	4.8	0
Ken Carpenter	4	14	3.5	1
Dub Jones	9	12	1.3	0

RECEIVING					
Browns	No	Yds	Avg	LG	TD
Mac Speedie	7	81	11.6	14	0
Dub Jones	4	62	15.5	26	1
Dante Lavelli	4	65	16.3	17	0
Ken Carpenter	3	49	16.3	17	0
Marion Motley	1	23	23.0	23	0

INTERCEPTIONS					
Browns	No	Yds	Avg	LG	TD
Tommy James	1	0	0.0	0	0

PUNTING					
Browns	No	Yds	Avg	LG	O/B
Horace Gillom	4	146	36.5	38	0

PUNT RETURNS						
Browns	No	FC	Yds	Avg	LG	TD
Cliff Lewis	1	0	13	13.0	13	0
Ken Carpenter	1	0	1	1.0	1	0

KICKOFF RETURNS					
Browns	No	Yds	Avg	LG	TD
Ken Carpenter	5	132	26.4	35	0
None					

PASSING						
Browns	Att	Com	Yds	TD	LG	IN
Otto Graham	40	19	280	1	26	3
Ken Carpenter	1	0	0	0	0	0

PASSING						
Rams	Att	Com	Yds	TD	LG	IN
Bob Waterfield	24	9	125	0	20	2
Norm Van Brocklin	6	4	128	1	73t	0

## 1950 NFL CHAMPIONSHIP GAME • CLEVELAND 30, RAMS 28

### CLEVELAND STADIUM, CLEVELAND, OH • SUNDAY, DECEMBER 24, 1950

RAMS	14	0	14	0	-28
Cleveland	7	6	7	10	-30

RAMS - Davis 82-yard pass from Waterfield (Waterfield kick)  
 RAMS - Hoerner 3-yard run (Waterfield kick)  
 CLE - Jones 31-yard pass from Graham (Groza kick)  
 CLE - Lavelli 35-yard pass from Graham (kick failed)  
 CLE - Lavelli 39-yard pass from Graham (Groza kick)  
 RAMS - Hoerner 1-yard run (Waterfield kick)  
 RAMS - Brinks 6-yard fumble recovery (Waterfield kick)  
 CLE - Bumgardner 14-yard pass from Graham (Groza kick)  
 CLE - FG Groza 16  
 PAID ATT -- 29,751

	RAMS	BROWNS
<b>First Downs</b> .....	22	22
Rushing .....	9	9
Passing .....	13	12
Penalty .....	1	1
<b>Total Net Yards</b> .....	414	418
Total Offensive Plays .....	68	58
Avg. Gain Per Play .....	6.1	7.2
<b>Rushes-Yards</b> .....	25-116	36-106
Avg. Gain Per Rush .....	4.6	2.9
<b>Net Passing Yards</b> .....	298	312
Att-Comp-Int .....	33-22-1	32-18-5
Avg. Gain Per Pass .....	9.0	9.8
<b>Punts-Avg</b> .....	5-38.4	4-50.8
<b>Penalties-Yards</b> .....	3-25	4-48
<b>Fumbles-Lost</b> .....	3-3	0-0

#### RAMS OFFENSIVE STARTERS

LE Tom Fears  
 LT Dick Huffman  
 LG Jack Finlay  
 C Fred Naumetz  
 RG Harry Thompson  
 RT Bob Reinhard  
 RE Jack Zilly  
 QB Bob Waterfield  
 LH Glenn Davis  
 RH Verda Smith  
 FB Dick Hoerner

RUSHING					
Rams	Att	Yds	Avg	LG	T D
Dick Hoerner	24	86	3.6	24	2
Verda Smith	4	11	2.8	15	0
Glenn Davis	6	6	1.0	9	0
Bob Waterfield	1	2	2.0	2	0
Ralph Pasquariello	1	1	1.0	1	0

RECEIVING					
Rams	No	Yds	Avg	LG	TD
Tom Fears	9	136	15.1	44	0
Glenn Davis	8	88	11.0	82t	1
Elroy Hirsch	4	42	10.5	23	0
Verda Smith	3	46	15.3	38	0

RECEIVING					
Browns	No	Yds	Avg	LG	TD
Dante Lavelli	11	128	11.6	39t	2
Dub Jones	4	80	20.0	31t	1
Rex Bumgardner	4	46	11.5	15	1
Horace Gillom	1	29	29.0	29	0
Mac Speedie	1	17	17.0	17	0
Marion Motley	1	-2	-2.0	-2	0

INTERCEPTIONS					
Rams	No	Yds	Avg	LG	TD
Fred Naumetz	1	11	11.0	11	0
None					

PUNTING					
Rams	No	Yds	Avg	LG	TD
Bob Waterfield	4	203	50.8	61	0
Horace Gillom	5	192	38.4	68	0

PUNT RETURNS					
Rams	No	Yds	Avg	LG	TD
Glenn Davis	1	14	14.0	14	0
Tom Kalmanir	3	1	0.0	0	0

KICKOFF RETURNS					
Rams	No	Yds	Avg	LG	TD
Verda Smith	3	59	19.7	29	0
Jerry Williams	1	35	35.0	35	0
Tom Kalmanir	1	32	32.0	32	0
None					

PASSING						
Rams	Att	Com	Yds	TD	LG	IN
Bob Waterfield	31	18	312	1	82t	4
Norm Van Brocklin	1	0	0	0	0	0

PASSING						
Browns	Att	Com	Yds	TD	LG	IN
Otto Graham	32	22	298	4	39t	1
Tommy James	1	0	0	0	0	0

## 1950 NFL CONFERENCE PLAYOFF GAME • RAMS 24, CHICAGO 14

### LOS ANGELES COLISEUM, LOS ANGELES, CA • SUNDAY, DECEMBER 17, 1950

Chicago	0	7	0	7	-14
RAMS	3	14	7	0	-24

RAMS - FG Waterfield 43  
 CHI - Campana 22-yard run (Lujack kick)  
 RAMS - Fears 68-yard pass from Waterfield (Waterfield kick)  
 RAMS - Fears 27-yard pass from Waterfield (Waterfield kick)  
 RAMS - Fears 22-yard pass from Waterfield (Waterfield kick)  
 CHI - Morrison 4-yard run (Lujack kick)  
 PAID ATT -- 83,501

	BEARS	RAMS
<b>First Downs</b> .....	23	11
Rushing .....	12	4
Passing .....	10	6
Penalty .....	1	1
<b>Total Net Yards</b> .....	422	371
Total Offensive Plays .....	77	63
Avg. Gain Per Play .....	5.5	5.9
<b>Rushes-Yards</b> .....	48-229	32-74
Avg. Gain Per Rush .....	4.8	2.3
<b>Net Passing Yards</b> .....	193	297
Att-Comp-Int .....	29-15-3	31-16-1
Avg. Gain Per Pass .....	6.7	9.6
<b>Punts-Avg</b> .....	9-44.0	10-44.9
Penalties-Yards .....	5-45	8-74
Fumbles-Lost .....	3-2	1-1

#### RAMS OFFENSIVE STARTERS

LE	Tom Fears
LT	Dick Huffman
LG	Jack Finlay
C	Fred Naumetz
RG	Harry Thompson
RT	Bob Reinhard
RE	Jack Zilly
QB	Bob Waterfield
LH	Glenn Davis
RH	Tom Kalmanir
FB	Dick Hoerner

		RUSHING				
		Att	Yds	Avg	T	D
<b>Bears</b>	George Gulyanics	15	94	6.3	0	
	Julie Rykovich	14	67	4.8	0	
	Fred Morrison	6	36	6.0	1	
	Jack Hoffman	5	16	3.2	0	
	Al Campana	3	7	2.3	1	
	Chuck Hunsinger	2	7	3.5	0	
	Johnny Lujack	3	2	0.7	0	
<b>Rams</b>	Dick Hoerner	7	18	2.6	0	
	Glenn Davis	8	15	1.9	0	
	Paul Barry	8	16	2.0	0	
	Verda Smith	3	12	4.0	0	
	Jerry Williams	1	6	6.0	0	
	Ralph Pasquariello	1	3	3.0	0	
	Bob Waterfield	2	2	1.0	0	
	Dan Towler	2	2	1.0	0	

		RECEIVING				
		No	Yds	Avg	LG	TD
<b>Bears</b>	George Gulyanics	6	67	11.2	18	0
	Jim Keane	3	50	16.7	19	0
	Fred Morrison	2	44	22.0	26	0
	J.R. Boone	1	13	13.0	13	0
	Harper Davis	1	5	5.0	5	0
	Ken Kavanaugh	1	6	6.0	6	0
	Julie Rykovich	1	8	8.0	8	0
<b>Rams</b>	Tom Fears	7	198	28.3	68	3
	Glenn Davis	3	6	2.0	6	0
	Bob Waterfield	2	46	23.0	29	0
	Bob Boyd	1	-4	-4.0	-4	0
	Dick Hoerner	1	9	9.0	9	0
	Verda Smith	1	35	35.0	35	0
	Dan Towler	1	7	7.0	7	0

		INTERCEPTIONS					
		No	Yds	Avg	LG	TD	
<b>Bears</b>	George McAfee	1	20	20.0	20	0	
<b>Rams</b>	Tom Keane	1	28	28.0	28	0	
	Woodley Lewis	1	18	18.0	18	0	
	Eroy Hirsch	1	10	10.0	10	0	
<b>Bears</b>	Fred Morrison	7	308	44.0	49	1	
<b>Rams</b>	Norm Van Brocklin	4	173	43.3	51	1	
	Bob Waterfield	6	276	46.0	67	0	
<b>Bears</b>	George McAfee	6	0	77	12.8	18	0
<b>Rams</b>	Tom Kalmanir	2	1	14	7.0	10	0
	Glenn Davis	1	0	8	8.0	8	0

		PUNT RETURNS					
		No	FC	Yds	Avg	LG	TD
<b>Bears</b>	Chuck Hunsinger	2	31	15.5	24	0	
<b>Rams</b>	None	0	0	0	0	0	

		KICKOFF RETURNS				
		No	Yds	Avg	LG	TD
<b>Bears</b>	None	0	0	0	0	0
<b>Rams</b>	None	0	0	0	0	0

		PASSING					
		Att	Com	Yds	TD	LG	IN
<b>Bears</b>	Johnny Lujack	29	15	193	0	26	3
<b>Rams</b>	Tom Waterfield	21	14	280	3	68	1
	Norm Van Brocklin	10	2	17	0	9	0

## 1949 NFL CHAMPIONSHIP GAME • PHILADELPHIA 14, RAMS 0

### LOS ANGELES COLISEUM, LOS ANGELES, CA • SUNDAY, DECEMBER 18, 1949

Philadelphia	0	7	7	0	-14
RAMS	0	0	0	0	-0

PHI - Pihos 31-yard pass from Thompson (Patton kick)  
 PHI - Skladany 2-yard blocked punt return (Patton kick)  
 PAID ATT -- 27,980

	EAGLES	RAMS
<b>First Downs</b> .....	17	7
Rushing .....	12	0
Passing .....	4	1
Penalty .....	1	1
<b>Total Net Yards</b> .....	342	119
Total Offensive Plays .....	70	51
Avg. Gain Per Play .....	4.9	2.3
<b>Rushes-Yards</b> .....	61-274	24-21
Avg. Gain Per Rush .....	4.5	0.9
<b>Net Passing Yards</b> .....	68	98
Att-Comp-Int .....	9-5-1	27-10-2
Avg. Gain Per Pass .....	7.6	3.6
<b>Punts-Avg</b> .....	9-36.3	9-38.1
Penalties-Yards .....	6-40	4-25
Fumbles-Lost .....	1-1	4-0

#### RAMS OFFENSIVE STARTERS

LE	Tom Fears
LT	Dick Huffman
LG	Hal Dean
C	Fred Naumetz
RG	Ray Yajielo
RT	Gilbert Bouley
RE	Jack Zilly
QB	Bob Waterfield
LH	Fred Gehrike
RH	Verda Smith
FB	Dick Hoerner

		RUSHING				
		Att	Yds	Avg	TD	
<b>Eagles</b>	Steve Van Buren	31	196	6.3	0	
	Jim Parmer	15	41	2.7	0	
	Clyde Scott	6	23	3.8	0	
	Tommy Thompson	4	7	1.8	0	
	Frank Ziegler	3	4	1.3	0	
	Bosh Pritchard	1	2	2.0	0	
	Jack Myers	1	1	1.0	0	
<b>Rams</b>	Fred Gehrike	3	13	4.3	0	
	Verda Smith	6	11	1.8	0	
	Dick Hoerner	7	10	1.4	0	
	Bob Waterfield	2	3	1.5	0	
	Eroy Hirsch	2	0	0.0	0	
	Tom Kalmanir	2	0	0.0	0	
	Norm Van Brocklin	2	-16	-8.0	0	

		RECEIVING				
		No	Yds	Avg	TD	
<b>Eagles</b>	Jack Ferrante	2	27	13.5	0	
	Pete Pihos	1	31	31.0	1	
	Clyde Scott	1	17	17.0	0	
	Tommy Thompson	1	-7	-7.0	0	
<b>Rams</b>	Dick Huffman	2	26	13.0	0	
	Bob Shaw	2	21	10.5	0	
	Tom Fears	2	15	7.5	0	
	Verda Smith	2	11	5.5	0	
	Dick Hoerner	1	19	19.0	0	

		INTERCEPTIONS				
		No	Yds	Avg	TD	
<b>Eagles</b>	Frank Reagan	1	0	0.0	0	
<b>Rams</b>	Don Curvian	2	0	0.0	0	
<b>Eagles</b>	Joe Mula	6	219	36.5	0	
<b>Rams</b>	Bob Waterfield	8	343	42.9	1	
<b>Eagles</b>	Frank Ziegler	2	0	0.0	0	
	Clyde Scott	2	0	0.0	0	
<b>Rams</b>	Verda Smith	2	0	17	8.5	0
<b>Eagles</b>	Clyde Scott	1	35	35.0	0	
	Verda Smith	1	20	20.0	0	

		PUNT RETURNS				
		No	FC	Yds	Avg	TD
<b>Eagles</b>	None	0	0	0	0	0
<b>Rams</b>	None	0	0	0	0	0

		KICKOFF RETURNS				
		No	Yds	Avg	TD	
<b>Eagles</b>	None	0	0	0	0	
<b>Rams</b>	None	0	0	0	0	

		PASSING				
		Att	Com	Yds	TD	IN
<b>Eagles</b>	Tommy Thompson	9	5	68	1	2
<b>Rams</b>	Norm Van Brocklin	14	5	55	0	0
	Bob Waterfield	13	5	43	0	1

# 1945 NFL CHAMPIONSHIP GAME • RAMS 15, WASHINGTON 14

## MUNICIPAL STADIUM, CLEVELAND, OH • SUNDAY, DECEMBER 16, 1945

Washington 0 7 7 0 -14  
 RAMS 2 7 6 0 -15

RAMS - Pass by Baugh from end zone struck goal-post for automatic safety  
 WAS - Bagarus 38-yard pass from Filchok (Aguirre kick)  
 RAMS - Benton 37-yard pass from Waterfield (Waterfield kick)  
 RAMS - Gillette 44-yard pass from Waterfield (failed)  
 WAS - Seymour 8-yard pass from Filchok (Aguirre kick)  
 PAID ATT -- 32,178

	SKINS	RAMS
First Downs .....	8	14
Rushing .....	3	9
Passing .....	4	4
Penalty .....	1	1
<b>Total Net Yards .....</b>	<b>211</b>	<b>372</b>
Total Offensive Plays .....	54	71
Avg. Gain Per Play .....	3.9	5.2
Rushes-Yards .....	34-35	44-180
Avg. Gain Per Rush .....	1.0	4.1
<b>Net Passing Yards .....</b>	<b>179</b>	<b>192</b>
Att-Comp-Int .....	20-9-2	27-14-2
Avg. Gain Per Pass .....	9.0	7.1
<b>Punts-Avg .....</b>	<b>7-38.9</b>	<b>8-37.9</b>
<b>Penalties-Yards .....</b>	<b>4-29</b>	<b>6-60</b>
<b>Fumbles-Lost .....</b>	<b>1-0</b>	<b>1-1</b>

### RAMS OFFENSIVE STARTERS

LE Floyd Konetsky  
 LT Eberle Schultz  
 LG Riley Matheson  
 C Michael Scarry  
 RG Milan Lazetich  
 RT Gilbert Bouley  
 RE Emil Pritko  
 QB Albie Reisz  
 LH Stephen Nemeth  
 RH James Gillette  
 FB Pat West

		RUSHING			
		Att	Yds	Avg	TD
<b>Redskins</b>					
Merle Condit	9	18	2.0	0	
Sal Rosato	6	17	2.8	0	
Frank Atkins	6	16	2.7	0	
Bob DeFruiter	1	15	15.0	0	
Cecil Hare	2	6	3.0	0	
Dick Todd	1	1	1.0	0	
Bill DeCorrevont	1	-2	-2.0	0	
Steve Bagarus	5	-4	-0.8	0	
Frank Filchok	3	-32	-10.7	0	
<b>Rams</b>					
James Gillette	17	101	5.9	0	
Fred Gehrike	7	29	4.1	0	
Donald Greenwood	9	19	2.1	0	
Pat West	3	17	5.7	0	
Albie Reisz	3	14	4.7	0	
George Koch	2	1	0.5	0	
Bob Waterfield	3	-1	-0.3	0	

		RECEIVING			
		No	Yds	Avg	TD
<b>Redskins</b>					
Steve Bagarus	3	95	31.7	1	
Cecil Hare	2	20	10.0	0	
Les Dye	1	44	44.0	0	
Doug Turley	1	11	11.0	0	
Bob Seymour	1	8	8.0	1	
Merle Condit	1	1	1.0	0	
<b>Rams</b>					
Jim Benton	9	125	5.9	1	
James Gillette	2	45	22.5	1	
Emil Pritko	2	17	8.5	0	
Pat West	1	5	5.0	0	

		INTERCEPTIONS			
		No	Yds	Avg	TD
<b>Redskins</b>					
Ki Aldrich	2	11	6.5	0	
<b>Rams</b>					
Pat West	1	19	19.0	0	
Albie Reisz	1	16	16.0	0	

		PUNTING			
		No	Yds	Avg	TD
<b>Redskins</b>					
Sammy Baugh	7	272	38.9		
<b>Rams</b>					
Bob Waterfield	8	303	37.9		

		PUNT RETURNS			
		No	FC	Yds	Avg TD
<b>Redskins</b>					
Steve Bagarus	4	0	52	13.0	0
Dick Todd	1	0	15	15.0	0
<b>Rams</b>					
Albie Reisz	3	0	37	12.3	0

		PASSING					
		Att	Com	Yds	TD	IN	
<b>Redskins</b>							
Frank Filchok	14	8	172	1	2		
Sammy Baugh	6	1	7	0	0		
<b>Rams</b>							
Bob Waterfield	27	14	192	2	2		



Frozen Cleveland Stadium in 1945 NFL Championship Game. Straw helped warm players' feet.



THE 2013 MEDIA GUIDE OF THE  
**ST. LOUIS RAMS**





# SERIES RESULTS



## ARIZONA CARDINALS

(Rams lead series, 34-33-2)

- 1937 - Cardinals, 6-0 (Cle)
- Cardinals, 13-7 (Chi)
- 1938 - Cardinals, 7-6 (Cle)
- Cardinals, 31-17 (Chi)
- 1939 - Rams, 24-0 (Chi)
- Rams, 14-0 (Cle)
- Rams, 26-14 (Cle)
- Cardinals, 17-7 (Chi)
- 1941 - Rams, 10-6 (Chi)
- Cardinals, 7-0 (Cle)
- Cardinals, 7-0 (Buffalo)
- Rams, 7-3 (Cle)
- 1945 - Rams, 21-0 (Cle)
- Rams, 35-21 (Chi)
- 1946 - Cardinals, 34-10 (Chi)
- Rams, 17-14 (LA)
- Rams, 27-7 (LA)
- Cardinals, 17-10 (Chi)
- 1948 - Cardinals, 27-22 (LA)
- Cardinals, 27-24 (Chi)
- 1949 - Tie, 28-28 (Chi)
- Cardinals, 31-27 (LA)
- 1951 - Rams, 45-21 (LA)
- 1953 - Tie, 24-24 (Chi)
- 1954 - Rams, 28-17 (LA)
- 1958 - Rams, 20-14 (Chi)
- 1960 - Cardinals, 43-21 (LA)
- 1965 - Rams, 27-3 (StL)
- 1968 - Rams, 24-13 (StL)
- 1970 - Rams, 34-13 (LA)
- 1972 - Cardinals, 24-14 (StL)
- 1975 - \*\*\*Rams, 35-23 (LA)
- 1976 - Cardinals, 30-28 (LA)
- 1979 - Rams, 21-0 (LA)
- 1980 - Rams, 21-13 (StL)
- 1984 - Rams, 16-13 (StL)
- 1985 - Rams, 46-14 (LA)
- 1986 - Rams, 16-10 (StL)
- 1987 - Rams, 27-24 (StL)
- 1988 - Cardinals, 41-27 (LA)
- 1989 - Rams, 37-14 (LA)
- 1991 - Cardinals, 24-14 (LA)
- 1992 - Cardinals, 20-14 (LA)
- 1993 - Cardinals, 38-10 (Pho)
- 1994 - Rams, 14-12 (LA)
- 1996 - Cardinals, 31-28 OT (Pho)
- 1998 - Cardinals 20-17 (StL)
- 2002 - Rams, 27-14 (Az)
- Rams, 30-28 (StL)
- Rams, 37-13 (StL)
- 2003 - Rams, 30-27 OT (Az)
- Rams, 17-10 (StL)
- Cardinals, 31-7 (Az)
- 2005 - Rams, 17-12 (Az)
- Cardinals, 38-28 (StL)
- 2006 - Rams, 16-14 (Az)
- Cardinals, 34-20 (StL)
- 2007 - Cardinals, 34-31 (StL)
- Cardinals, 48-19 (Az)
- 2008 - Cardinals, 34-13 (StL)
- Cardinals, 34-10 (Az)
- 2009 - Cardinals, 21-13 (StL)
- Cardinals, 31-10 (Az)
- 2010 - Cardinals, 17-13 (StL)
- Rams, 19-6 (Az)
- 2011 - Cardinals, 23-20 (StL)
- Cardinals, 19-13 (Az)
- 2012 - Rams, 17-3 (StL)
- Rams, 31-17 (Az)

(Pts.- Rams 1,385, Cardinals 1,324)  
 \*Franchise in Chicago prior to 1960  
 \*\*\*NFC Divisional Playoff



## ATLANTA FALCONS

(Rams lead series, 47-27-2)

- 1966 - Rams, 19-14 (A)
- 1967 - Rams 31-3 (A)
- Rams, 20-3 (LA)
- 1968 - Rams, 27-14 (LA)
- Rams, 17-10 (A)
- 1969 - Rams, 17-7 (LA)
- Rams, 38-6 (A)
- 1970 - Tie, 10-10 (LA)
- Rams, 17-7 (A)
- 1971 - Tie, 20-20 (LA)
- Rams, 24-16 (A)
- 1972 - Falcons, 31-3 (A)
- Rams, 20-7 (LA)
- 1973 - Rams, 31-0 (LA)
- Falcons, 15-13 (A)
- 1974 - Rams, 21-0 (LA)
- Rams, 30-7 (A)
- 1975 - Rams, 22-7 (LA)
- Rams, 16-7 (A)
- 1976 - Rams, 30-14 (A)
- Rams, 59-0 (LA)
- 1977 - Falcons, 17-6 (A)
- Rams, 23-7 (LA)
- 1978 - Rams, 10-0 (LA)
- Falcons, 15-7 (A)
- 1979 - Rams, 20-14 (LA)
- Rams, 34-13 (A)
- 1980 - Falcons, 13-10 (A)
- Rams, 20-17 (LA) OT
- 1981 - Rams, 37-35 (A)
- Rams, 21-16 (LA)
- 1982 - Falcons, 34-17 (A)
- 1983 - Rams, 27-21 (LA)
- Rams, 36-13 (A)
- 1984 - Falcons, 30-28 (LA)
- Rams, 24-10 (A)
- 1985 - Rams, 17-6 (LA)
- Falcons, 30-14 (A)
- 1986 - Falcons, 26-14 (A)
- Rams, 14-7 (LA)
- 1987 - Falcons, 24-20 (A)
- Rams, 33-0 (LA)
- 1988 - Rams, 33-0 (A)
- Rams, 22-7 (LA)
- 1989 - Rams, 31-21 (A)
- Rams, 26-14 (LA)
- 1990 - Rams, 44-24 (LA)
- Falcons, 20-13 (A)
- 1991 - Falcons, 31-14 (A)
- Falcons, 31-14 (LA)
- 1992 - Falcons, 30-28 (A)
- Rams, 38-27 (LA)
- 1993 - Falcons, 30-24 (A)
- Falcons, 13-0 (LA)
- 1994 - Falcons, 31-13 (A)
- Falcons, 8-5 (LA)
- 1995 - Rams, 21-19 (StL)
- Falcons, 31-6 (A)
- 1996 - Rams, 59-16 (StL)
- Rams, 34-27 (A)
- 1997 - Falcons, 34-31 (A)
- Falcons, 27-21 (StL)
- 1998 - Falcons, 37-15 (A)
- Falcons, 21-10 (StL)
- 1999 - Rams, 35-7 (StL)
- Rams, 41-13 (A)
- 2000 - Rams, 41-20 (A)
- Rams, 45-29 (StL)
- 2001 - Rams, 35-6 (A)
- Rams, 31-13 (StL)
- 2003 - Rams, 36-0 (StL)
- 2004 - Falcons, 34-17 (A)
- \*\*\*Falcons, 47-17 (A)
- 2007 - Rams, 28-16 (StL)
- 2008 - Falcons, 31-27 (A)
- 2010 - Falcons, 34-17 (StL)
- (Pts.- Rams 1,789, Falcons 1,295)  
 \*\*\*NFC Divisional Playoff



## BALTIMORE RAVENS

(Rams trail series, 2-3)

- 1996 - Ravens, 37-31 OT (B)
- 1999 - Rams, 27-10 (StL)
- 2003 - Rams, 33-22 (StL)
- 2007 - Ravens, 22-3 (B)
- 2011 - Ravens, 37-7 (StL)
- (Pts.- Rams 101, Ravens 128)



## BUFFALO BILLS

(Rams trail series, 6-5)

- 1970 - Rams, 19-0 (B)
- 1974 - Rams, 19-14 (LA)
- 1980 - Bills, 10-7 (B) OT
- 1983 - Rams, 41-17 (LA)
- 1989 - Bills, 23-20 (B)
- 1992 - Bills, 40-7 (B)
- 1995 - Bills, 45-27 (StL)
- 1998 - Rams, 34-33 (B)
- 2004 - Bills, 37-17 (B)
- 2008 - Bills, 31-14 (StL)
- 2012 - Rams, 15-12 (B)
- (Pts.- Bills 262, Rams 220)



## CAROLINA PANTHERS

(Rams trail series, 11-8)

- 1995 - Rams, 31-10 (C)
- Rams, 28-17 (StL)
- 1996 - Panthers, 45-13 (C)
- Panthers, 20-10 (StL)
- 1997 - Panthers, 16-10 (StL)
- Rams, 30-18 (C)
- 1998 - Panthers 24-20 (StL)
- Panthers 20-13 (C)
- 1999 - Rams, 35-10 (StL)
- Rams, 34-21 (C)
- 2000 - Panthers, 27-24 (StL)
- Panthers, 16-3 (C)
- 2001 - Rams, 48-14 (StL)
- Rams, 38-32 (C)
- 2003 - \*\*\*Panthers, 29-23 2OT (StL)
- 2004 - Panthers, 20-7 (C)
- 2006 - Panthers, 15-0 (C)
- 2007 - Panthers, 27-13 (StL)
- 2010 - Rams, 20-10 (StL)
- (Pts.- Rams 400, Panthers 391)  
 \*\*\*NFC Divisional Playoff



## CHICAGO BEARS

(Rams trail series, 52-35-3)

- 1937 - Bears, 15-7 (Cle)
- Bears, 20-2 (Chi)
- 1938 - Rams, 14-7 (Chi)
- Rams, 23-21 (Cle)
- 1939 - Bears, 30-21 (Cle)
- Bears, 35-21 (Chi)
- 1940 - Bears, 21-14 (Cle)
- Bears, 47-25 (Chi)
- 1941 - Bears, 48-21 (Cle)
- Bears, 31-13 (Chi)
- 1942 - Bears, 21-7 (Cle)
- Bears, 47-0 (Chi)
- 1944 - Rams, 19-7 (Cle)





# SERIES RESULTS

- 1945 - Bears, 28-21 (Chi)
- 1945 - **Rams, 17-0 (Cle)**
- 1946 - Rams, 41-21 (Chi)
- 1946 - Tie, 28-28 (C)
- 1947 - **Bears, 27-21 (LA)**
- 1947 - **Bears, 41-21 (LA)**
- 1948 - Rams, 17-14 (C)
- 1948 - Bears, 42-21 (C)
- 1949 - **Bears, 21-6 (LA)**
- 1949 - Rams, 31-16 (C)
- 1949 - **Rams, 27-24 (LA)**
- 1950 - **Bears, 24-20 (LA)**
- 1950 - Bears, 24-14 (C)
- 1950 - **\*Rams, 24-14 (LA)**
- 1951 - Rams, 42-17 (C)
- 1952 - **Rams, 31-7 (LA)**
- 1952 - Rams, 40-24 (C)
- 1953 - **Rams, 38-24 (LA)**
- 1953 - Bears, 24-21 (C)
- 1954 - **Rams, 42-38 (LA)**
- 1954 - Bears, 24-13 (C)
- 1955 - **Bears, 31-20 (LA)**
- 1955 - Bears, 24-3 (C)
- 1956 - **Bears, 35-24 (LA)**
- 1956 - Bears, 30-21 (C)
- 1957 - Bears, 34-26 (C)
- 1957 - **Bears, 16-10 (LA)**
- 1958 - Bears, 31-10 (C)
- 1958 - **Rams, 41-35 (LA)**
- 1959 - Rams, 28-21 (C)
- 1959 - **Bears, 26-21 (LA)**
- 1960 - Bears, 34-27 (C)
- 1960 - **Tie, 24-24 (LA)**
- 1961 - **Bears, 21-17 (LA)**
- 1961 - Bears, 28-24 (C)
- 1962 - **Bears, 27-23 (LA)**
- 1962 - Bears, 30-14 (C)
- 1963 - **Bears, 52-14 (LA)**
- 1963 - Bears, 6-0 (C)
- 1964 - Bears, 38-17 (C)
- 1964 - **Bears, 34-24 (LA)**
- 1965 - **Rams, 30-28 (LA)**
- 1965 - Bears, 31-6 (C)
- 1966 - **Rams, 31-17 (LA)**
- 1966 - Bears, 17-10 (C)
- 1967 - Rams, 28-17 (C)
- 1968 - **Bears, 17-16 (LA)**
- 1969 - Rams, 9-7 (C)
- 1971 - **Rams, 17-3 (LA)**
- 1972 - Tie, 13-13 (C)
- 1973 - Rams, 26-0 (C)
- 1975 - **Rams, 38-10 (LA)**
- 1976 - **Rams, 20-12 (LA)**
- 1977 - Bears, 24-23 (C)
- 1979 - Bears, 27-23 (C)
- 1981 - Rams, 24-7 (C)
- 1982 - **Bears, 34-26 (LA)**
- 1983 - **Rams, 21-14 (LA)**
- 1984 - **Rams, 29-13 (LA)**
- 1985 - \*\*\*\*Bears, 24-0 (C)
- 1986 - Rams, 20-17 (C)
- 1988 - **Rams, 23-3 (LA)**
- 1989 - Bears, 20-10 (C)
- 1990 - Bears, 38-9 (C)
- 1993 - **Rams, 20-6 (LA)**
- 1994 - Bears, 27-13 (C)
- 1995 - **Rams, 34-28 (StL)**
- 1996 - Bears, 35-9 (C)
- 1997 - **Bears, 13-10 (StL)**
- 1998 - Rams, 20-12 (C)
- 1999 - **Rams, 34-12 (StL)**
- 2002 - **Rams, 21-16 (StL)**
- 2003 - Rams, 23-21 (C)
- 2006 - **Bears, 42-27 (StL)**
- 2008 - **Bears, 27-3 (StL)**
- 2009 - Bears, 17-9 (C)
- 2012 - Bears, 23-16 (C)

(Pts.- Bears 2,081, Rams 1,802)  
 \*Conference Playoff  
 \*\*\*\*NFC Championship



## CINCINNATI BENGALS

(Rams trail series, 7-5)

- 1972 - **Rams, 15-12 (LA)**
- 1976 - Bengals, 20-12 (C)
- 1978 - **Bengals, 20-19 (LA)**
- 1981 - Bengals, 24-10 (C)
- 1984 - Rams, 24-14 (C)
- 1990 - **Bengals, 34-31 (LA) (OT)**
- 1993 - Bengals, 15-3 (C)
- 1996 - **Rams, 26-16 (StL)**
- 1999 - Rams, 38-10 (C)
- 2003 - **Rams, 27-10 (StL)**
- 2007 - Bengals, 19-10 (C)
- 2011 - **Bengals, 20-13 (StL)**

(Pts.- Rams 228, Bengals 214)



## CLEVELAND BROWNS

(Series tied, 11-11)

- 1950 - **\*Browns, 30-28 (C)**
- 1951 - **Browns, 38-23 (LA)**
- 1951 - **\*Rams, 24-17 (LA)**
- 1952 - Browns, 37-7 (C)
- 1955 - **\*Browns, 38-14 (LA)**
- 1957 - Browns, 45-31 (C)
- 1958 - **Browns, 30-27 (LA)**
- 1963 - Browns, 20-6 (C)
- 1965 - **Rams, 42-7 (LA)**
- 1968 - Rams, 24-6 (C)
- 1973 - **Rams, 30-17 (LA)**
- 1977 - Rams, 9-0 (C)
- 1978 - Browns, 30-19 (C)
- 1981 - **Rams, 27-16 (LA)**
- 1984 - **Rams, 20-17 (LA)**
- 1987 - Browns, 30-17 (C)
- 1990 - Rams, 38-23 (C)
- 1993 - **Browns, 42-14 (LA)**
- 1999 - **Rams, 34-3 (StL)**
- 2003 - Rams, 26-20 (C)
- 2007 - **Browns, 27-20 (StL)**
- 2011 - Rams, 13-12 (C)

(Pts.- Rams 493, Browns 505)



## DALLAS COWBOYS

(Series tied, 15-15)

- 1960 - Rams, 38-13 (D)
- 1962 - **Cowboys, 27-17 (LA)**
- 1967 - Rams, 35-13 (D)
- 1969 - Rams, 24-23 (LA)
- 1971 - Cowboys, 28-21 (D)
- 1973 - **Rams, 37-31 (LA)**
- \*\*\*Cowboys, 27-16 (D)
- 1975 - Cowboys, 18-7 (D)
- \*\*\*\***Cowboys, 37-7 (LA)**
- 1976 - \*\*\*Rams, 14-12 (D)
- 1978 - **Rams, 27-14 (LA)**
- \*\*\*\***Cowboys, 28-0 (LA)**
- 1979 - Cowboys, 30-6 (D)
- \*\*\*Rams, 21-19 (D)
- 1980 - **Rams, 38-14 (LA)**
- \*\*Cowboys, 34-13 (D)
- 1981 - Cowboys, 29-17 (D)
- 1983 - \*\*Rams, 24-17 (D)
- 1984 - **Cowboys, 20-13 (LA)**
- 1985 - **\*\*\*Rams, 20-0 (LA)**
- 1986 - **Rams, 29-10 (LA)**
- 1987 - **Cowboys, 29-21 (LA)**

- 1989 - Rams, 35-31 (D)
- 1990 - **Cowboys, 24-21 (LA)**
- 1992 - Rams, 27-23, (D)
- 2002 - **Cowboys, 13-10 (StL)**
- 2005 - Rams, 20-10 (D)
- 2007 - Cowboys, 35-7 (D)
- 2008 - **Rams, 34-14 (StL)**
- 2011 - Cowboys, 34-7 (D)

(Pts.- Rams 606, Cowboys 657)

\*\*NFC First Round Playoff  
 \*\*\*NFC Divisional Playoff  
 \*\*\*\*NFC Championship



## DENVER BRONCOS

(Rams lead series, 7-5)

- 1972 - **Broncos, 16-10 (LA)**
- 1974 - Rams, 17-10 (D)
- 1979 - Rams, 13-9 (D)
- 1982 - **Broncos, 27-24 (LA)**
- 1985 - **Rams, 20-16 (LA)**
- 1988 - Broncos, 35-24 (D)
- 1994 - **Rams, 27-21 (LA)**
- 1997 - Broncos, 35-14 (D)
- 2000 - **Rams, 41-36 (StL)**
- 2002 - Broncos, 23-16 (D)
- 2006 - **Rams, 18-10 (StL)**
- 2010 - **Rams, 36-33 (D)**

(Pts.- Broncos 271, Rams 260)



## DETROIT LIONS

(Rams lead series, 42-40-1)

- 1937 - **Lions, 28-0 (Cle)**
- Lions, 27-7 (D)
- 1938 - **Rams, 21-17 (Cle)**
- Lions, 6-0 (D)
- 1939 - Lions, 15-7 (D)
- Rams 14-3 (Cle)**
- 1940 - Lions, 6-0 (D)
- Rams, 24-0 (Cle)**
- 1941 - Lions, 17-7 (D)
- Lions, 14-0 (Cle)**
- 1942 - Rams, 14-0 (D)
- Rams, 27-7 (Cle)**
- 1944 - Rams, 20-17 (D)
- Lions, 26-14 (Cle)**
- 1945 - Rams, 28-21 (D)
- 1946 - **Rams, 35-14 (LA)**
- Rams, 41-20 (D)
- 1947 - Rams, 27-13 (D)
- Rams, 28-17 (LA)**
- 1948 - **Rams, 44-7 (LA)**
- Rams, 34-27 (D)
- 1949 - **Rams, 27-24 (LA)**
- Rams, 21-20 (D)
- 1950 - Rams, 30-28 (D)
- Rams, 65-24 (LA)**
- 1951 - Rams, 27-21 (D)
- Lions, 24-22 (LA)**
- 1952 - **Lions, 17-14 (LA)**
- Lions, 14-16 (D)
- \*Lions, 31-21 (D)
- 1953 - Rams, 31-19 (D)
- Rams, 37-24 (LA)**
- 1954 - Lions, 21-3 (D)
- Lions, 27-24 (LA)**
- 1955 - Rams, 17-10 (D)
- Rams, 24-13 (LA)**
- 1956 - Lions, 24-21 (D)
- Lions, 16-7 (LA)**
- 1957 - Lions, 10-7 (D)
- Rams, 35-17 (LA)**
- 1958 - Rams, 42-28 (D)
- Lions, 41-24 (LA)**



# SERIES RESULTS

- 1959 - **Lions, 17-7 (LA)**  
Lions, 23-17 (D)
- 1960 - **Rams, 48-35 (LA)**  
Lions, 12-10 (D)
- 1961 - Lions, 14-13 (D)  
**Lions, 28-10 (LA)**  
Lions, 13-10 (D)
- 1962 - **Lions, 12-3 (LA)**  
**Lions, 23-2 (LA)**  
Rams, 28-21 (D)
- 1963 - **Lions, 37-17 (LA)**  
Lions, 37-17 (D)
- 1964 - **Tie, 17-17 (LA)**  
Lions, 37-17 (D)
- 1965 - Lions, 20-0 (D)  
**Lions, 31-7 (LA)**  
Rams, 14-7 (D)
- 1966 - **Rams, 23-3 (LA)**  
Rams, 31-7 (D)
- 1967 - **Rams, 10-7 (LA)**  
Lions, 28-0 (D)
- 1969 - **Lions, 28-23 (LA)**  
Rams, 21-13 (D)
- 1970 - **Lions, 34-17 (LA)**  
Rams, 16-13 (LA)
- 1971 - **Rams, 16-13 (LA)**  
Rams, 20-0 (D)
- 1972 - **Rams, 20-17 (D)**  
**Lions, 41-20 (LA)**  
Rams, 20-13 (LA)
- 1973 - **Lions, 19-14 (LA)**  
**Rams, 21-10 (LA)**  
**Rams, 14-10 (LA)**  
Rams, 37-16 (D)
- 1974 - **Rams, 17-10 (LA)**  
Lions, 21-10 (D)
- 1975 - **Lions, 16-13 (LA)**  
Lions, 31-27 (D)
- 1976 - Rams, 35-0 (D)
- 1977 - Lions, 30-20 (D)
- 1978 - **Rams, 41-34 (StL)**  
Rams, 17-10 (D)
- 1979 - Lions, 44-6 (D)
- 1980 - Lions, 27-24 (D)
- (Pts.- Rams 1,627, Lions 1,557)



## GREEN BAY PACKERS

(Rams lead series, 46-45-2)

- 1937 - Packers, 35-7 (GB)
- 1938 - **Packers, 35-10 (Cle)**  
Packers, 26-17 (GB)
- 1939 - **Packers, 28-7 (Cle)**  
Rams, 27-24 (GB)
- 1940 - **Packers, 7-6 (Cle)**  
Packers, 31-14 (GB)
- 1941 - **Tie, 13-13 (Cle)**  
Packers, 24-7 (Mil)
- 1942 - **Packers, 17-14 (Cle)**  
**Packers, 31-12 (Cle)**  
Packers, 45-28 (GB)
- 1944 - Packers, 30-21 (GB)  
**Packers, 42-7 (Cle)**  
Rams 27-14 (GB)
- 1945 - **Rams, 20-7 (Cle)**  
Rams, 21-17 (Mil)
- 1946 - **Rams, 38-17 (LA)**  
Packers, 17-14 (Mil)
- 1947 - **Packers, 30-10 (LA)**  
Packers, 16-0 (GB)
- 1948 - **Rams, 24-10 (LA)**  
Rams, 48-7 (GB)
- 1949 - **Rams, 35-7 (LA)**  
Rams, 45-14 (Mil)
- 1950 - **Rams, 51-14 (LA)**  
Rams, 28-0 (Mil)
- 1951 - **Rams, 42-14 (LA)**  
Rams, 30-28 (Mil)
- 1952 - **Rams, 45-27 (LA)**  
Rams, 38-20 (Mil)
- 1953 - **Rams, 33-17 (LA)**  
Packers, 35-17 (Mil)
- 1954 -

- 1955 - **Rams, 35-27 (LA)**  
Packers, 30-28 (Mil)
- 1956 - **Rams, 31-17 (LA)**  
Packers, 42-17 (Mil)
- 1957 - **Rams, 49-21 (LA)**  
Rams, 31-27 (Mil)
- 1958 - **Rams, 42-17 (LA)**  
Rams, 20-7 (GB)
- 1959 - **Rams, 34-20 (LA)**  
Rams, 45-6 (Mil)
- 1960 - **Packers, 38-20 (LA)**  
Rams, 33-31 (Mil)
- 1961 - **Packers, 35-21 (LA)**  
Packers, 35-17 (GB)
- 1962 - **Packers, 24-17 (LA)**  
Packers, 41-10 (Mil)
- 1963 - **Packers, 20-17 (LA)**  
Packers, 42-10 (GB)
- 1964 - **Packers, 31-14 (LA)**  
Rams, 27-17 (Mil)
- 1965 - **Tie, 24-24 (LA)**  
Packers, 6-3 (Mil)
- 1966 - **Rams, 21-10 (LA)**  
Packers, 24-13 (GB)
- 1967 - **Packers, 27-23 (LA)**  
\*Packers, 28-7 (Mil)
- 1968 - Rams, 16-14 (Mil)
- 1969 - **Rams, 34-21 (LA)**  
Rams, 31-21 (GB)
- 1970 - **Rams, 30-13 (LA)**  
Rams, 24-7 (LA)
- 1971 - **Rams, 24-7 (LA)**  
Packers, 17-6 (Mil)
- 1972 - **Rams, 22-5 (LA)**  
Rams, 24-6 (Mil)
- 1973 - **Rams, 31-14 (LA)**  
Rams, 51-21 (LA)
- 1974 - **Rams, 35-23 (LA)**  
Packers, 35-23 (Mil)
- 1975 - Packers, 27-24 (Mil)
- 1976 - Packers, 31-6 (Mil)
- 1977 - **Rams, 34-17 (LA)**  
Rams, 34-7 (GB)
- 1978 - **Rams, 41-38 (LA)**  
Packers, 36-24 (GB)
- 1979 - **Rams, 23-21 (LA)**  
Packers, 28-13 (GB)
- 1980 - Packers, 36-6 (Mil)
- 1981 - Packers, 24-17 (GB)
- 1982 - Packers, 17-14 (GB)
- 1983 - **Packers, 24-9 (StL)**  
Packers, 17-7 (GB)
- 1984 - **\*\*Rams, 45-17 (StL)**  
Rams, 34-24 (StL)
- 1985 - Packers, 45-17 (GB)
- 1986 - Rams, 23-20 (GB)
- 1987 - **Packers, 33-14 (StL)**  
Packers, 36-17 (StL)
- 1988 - Packers, 24-3 (GB)
- 1989 - **2012 - Packers, 30-20 (StL)**  
(Pts.- Rams 2,147, Packers 2,116)



## HOUSTON TEXANS

(Series is tied, 1-1)

- 2005 - Rams, 33-27 (Hou) OT
- 2009 - Texans, 16-13 (StL)
- (Pts.- Rams 46, Texans 43)



## INDIANAPOLIS COLTS

(Rams trail series, 23-18-2)

- 1950 - **Rams, 70-27 (LA)**  
Colts, 21-13 (B)
- 1951 - **Rams, 45-2 (LA)**  
Rams, 48-0 (B)
- 1952 - **Colts, 22-21 (LA)**  
Tie, 17-17 (B)
- 1953 - **Rams, 20-14 (LA)**  
Colts, 56-21 (B)
- 1954 - **Rams, 31-7 (LA)**  
Colts, 31-14 (B)
- 1955 - **Rams, 37-21 (LA)**  
Colts, 34-7 (B)
- 1956 - **Rams, 30-28 (LA)**  
Colts, 35-21 (B)
- 1957 - **Rams, 45-26 (LA)**  
Colts, 31-17 (B)
- 1958 - **Rams, 10-3 (LA)**  
Colts, 27-24 (B)
- 1959 - **Rams, 34-17 (LA)**  
Colts, 30-27 (B)
- 1960 - **Colts, 14-2 (LA)**  
Rams, 17-16 (LA)
- 1961 - Colts, 19-16 (B)
- 1962 - Colts, 35-20 (B)
- 1963 - **Colts, 24-7 (LA)**  
Colts, 35-20 (B)
- 1964 - **Colts, 20-17 (LA)**  
Colts, 35-20 (B)
- 1965 - **Colts, 17-3 (LA)**  
Rams, 23-7 (B)
- 1966 - **Tie, 24-24 (B)**  
Rams, 34-10 (LA)
- 1967 - Colts, 27-10 (B)
- 1968 - **Colts, 28-24 (LA)**  
Rams, 27-20 (B)
- 1969 - **Colts, 13-7 (LA)**  
Colts, 24-17 (B)
- 1970 - **Rams, 24-13 (LA)**  
Rams, 24-7 (Ind)
- 1971 - **Rams, 31-17 (LA)**  
Colts, 21-18 (Ind)
- 1972 - **Rams, 42-17 (StL)**  
Colts, 45-28 (Ind)
- 1973 - Colts, 42-6 (StL)
- 1974 - (Pts.- Rams 982, Colts 955)



## JACKSONVILLE JAGUARS

(Rams lead series, 2-1)

- 1996 - **Rams, 17-14 (StL)**
- 2005 - **Rams, 24-21 (StL)**
- 2009 - **Jacksonville, 23-20 (J) OT**  
(Pts.- Rams 61, Jaguars 58)



## KANSAS CITY CHIEFS

(Rams trail series, 6-4)

- 1973 - Rams, 23-13 (KC)
- 1982 - **Rams, 20-14 (LA)**
- 1985 - Rams, 16-0 (KC)
- 1991 - **Chiefs, 27-20 (LA)**
- 1994 - Rams, 16-0 (KC)
- 1997 - **Chiefs, 28-20 (StL)**
- 2000 - Chiefs, 54-34 (KC)
- 2002 - Chiefs, 49-10 (KC)
- 2006 - **Chiefs, 31-17 (StL)**
- 2010 - **Chiefs, 27-13 (StL)**  
(Pts.- Chiefs 243, Rams 189)



# SERIES RESULTS



## MIAMI DOLPHINS

(Rams trail series, 10-2)

- 1971 - Dolphins, 20-14 (LA)
  - 1976 - Rams, 31-28 (M)
  - 1980 - Dolphins, 35-14 (LA)
  - 1983 - Dolphins, 30-14 (M)
  - 1986 - Dolphins, 37-31 (LA) OT
  - 1992 - Dolphins, 26-10 (M)
  - 1995 - Dolphins, 41-22 (StL)
  - 1998 - Dolphins, 14-0 (M)
  - 2001 - Rams, 42-10 (StL)
  - 2004 - Dolphins, 31-14 (M)
  - 2008 - Dolphins, 16-12 (StL)
  - 2012 - Dolphins, 17-14 (M)
- (Pts.— Dolphins 305, Rams 218)



## MINNESOTA VIKINGS

(Rams trail series, 24-16-2)

- 1961 - Rams, 31-17 (LA)
  - Vikings, 42-21 (M)
  - 1962 - Vikings, 38-14 (LA)
  - Tie, 24-24 (M)
  - 1963 - Rams, 27-24 (LA)
  - Vikings, 21-13 (M)
  - 1964 - Rams, 22-13 (LA)
  - Vikings, 34-13 (M)
  - 1965 - Vikings, 38-35 (LA)
  - Vikings, 24-13 (M)
  - 1966 - Vikings, 35-7 (M)
  - Rams, 21-6 (LA)
  - 1967 - Rams, 39-3 (LA)
  - 1968 - Rams, 31-3 (M)
  - 1969 - Vikings, 20-13 (LA)
  - \*Vikings, 23-20 (M)
  - 1970 - Vikings, 13-3 (M)
  - 1972 - Vikings, 45-41 (LA)
  - 1973 - Vikings, 10-9 (M)
  - 1974 - Rams, 20-17 (LA)
  - \*\*\*\*Vikings, 14-10 (M)
  - 1976 - Tie, 10-10 (M) OT
  - \*\*\*\*Vikings, 24-13 (M)
  - 1977 - Rams, 35-3 (LA)
  - \*\*\*\*Vikings, 14-7 (LA)
  - Rams, 34-17 (M)
  - 1978 - Rams, 34-10 (LA)
  - \*\*\*Rams, 34-10 (LA)
  - 1979 - Rams, 27-21 (LA) OT
  - 1985 - Rams, 13-10 (LA)
  - 1987 - Vikings, 21-16 (LA)
  - 1988 - \*\*Vikings, 28-17 (M)
  - 1989 - Vikings, 23-21 (M) OT
  - 1991 - Vikings, 20-14 (M)
  - 1992 - Vikings, 31-17 (LA)
  - 1998 - Vikings, 38-31 (StL)
  - 1999 - \*\*\*Rams, 49-37 (StL)
  - 2000 - Rams, 40-29 (StL)
  - 2003 - Rams, 48-17 (StL)
  - 2005 - Vikings, 27-13 (M)
  - 2006 - Rams, 41-21 (M)
  - 2009 - Vikings, 38-10, (StL)
  - 2012 - Vikings, 36-22 (StL)
- (Pts.— Rams 939, Vikings 932)
- \*Conference Championship  
 \*\*NFC First Round Playoff  
 \*\*\*NFC Divisional Playoff  
 \*\*\*\*NFC Championship



## NEW ENGLAND PATRIOTS

(Rams trail series, 7-5)

- 1974 - Patriots, 20-14 (NE)
  - 1980 - Rams, 17-14 (NE)
  - 1983 - Patriots, 21-7 (LA)
  - 1986 - Patriots, 30-28 (LA)
  - 1989 - Rams, 24-20 (NE)
  - 1992 - Rams, 14-0 (LA)
  - 1998 - Rams, 32-18 (StL)
  - 2001 - Rams, 24-17 (NE)
  - \*Patriots, 20-17 (New Orleans)
  - 2004 - Patriots, 40-22 (StL)
  - 2008 - Patriots, 23-16 (NE)
  - 2012 - \*\*Patriots, 45-7 (London)
- (Pts.— Patriots 268, Rams 222)
- \*Super Bowl XXXVI  
 \*\*International Series



## NEW ORLEANS SAINTS

(Rams lead series, 39-32)

- 1967 - Rams, 27-13 (NO)
- 1969 - Rams, 36-17 (LA)
- 1970 - Rams, 30-17 (NO)
- Rams, 34-16 (LA)
- 1971 - Saints, 24-20 (NO)
- Rams, 45-28 (LA)
- 1972 - Rams, 34-14 (LA)
- Saints, 19-16 (NO)
- 1973 - Rams, 29-7 (LA)
- Rams, 24-13 (NO)
- 1974 - Rams, 24-0 (LA)
- Saints, 20-7 (NO)
- 1975 - Rams, 38-14 (LA)
- Rams, 14-7 (NO)
- 1976 - Rams, 16-10 (NO)
- Rams, 33-14 (LA)
- 1977 - Rams, 14-7 (LA)
- Saints, 27-26 (NO)
- 1978 - Rams, 26-20 (NO)
- Saints, 10-3 (LA)
- 1979 - Rams, 35-17 (NO)
- Saints, 29-14 (LA)
- 1980 - Rams, 45-31 (LA)
- Rams, 27-7 (NO)
- 1981 - Saints, 23-17 (NO)
- Saints, 21-13 (LA)
- 1983 - Rams, 30-27 (LA)
- Rams, 26-24 (NO)
- 1984 - Rams, 28-10 (NO)
- Rams, 34-21 (LA)
- 1985 - Rams, 28-10 (LA)
- Saints, 29-3 (NO)
- 1986 - Saints, 6-0 (NO)
- Rams, 26-13 (LA)
- 1987 - Saints, 37-10 (NO)
- Saints, 31-14 (LA)
- 1988 - Rams, 12-10 (NO)
- Saints, 14-10 (LA)
- 1989 - Saints, 40-21 (LA)
- Rams, 20-17 (NO) OT
- 1990 - Saints, 24-20 (LA)
- Saints, 20-17 (NO)
- 1991 - Saints, 24-7 (NO)
- Saints, 24-17 (LA)
- 1992 - Saints, 13-10 (NO)
- Saints, 37-14 (LA)
- 1993 - Saints, 37-6 (LA)
- Rams, 23-20 (NO)
- 1994 - Saints, 37-34 (NO)
- Saints, 31-15 (LA)
- 1995 - Rams, 17-13 (StL)
- Saints, 19-10 (NO)
- 1996 - Rams, 26-10 (NO)
- Rams, 14-13 (StL)

- 1997 - Rams, 38-24 (StL)
  - Rams, 34-27 (NO)
  - 1998 - Saints, 24-17 (StL)
  - Saints, 24-3 (NO)
  - 1999 - Rams, 43-12 (StL)
  - Rams, 30-14 (NO)
  - 2000 - Saints, 31-24 (StL)
  - Rams, 26-21 (NO)
  - \*Saints, 31-28 (NO)
  - 2001 - Saints, 34-31 (StL)
  - Rams, 34-21 (NO)
  - 2004 - Saints, 28-25, OT (StL)
  - 2005 - Rams, 28-17, (StL)
  - 2007 - Rams, 37-29 (NO)
  - 2009 - Saints, 28-23 (StL)
  - 2010 - Saints, 31-13 (NO)
  - 2011 - Rams, 31-21 (StL)
- (Pts.— Rams 1,604, Saints 1,453)
- \*NFC Wildcard Playoff



## NEW YORK GIANTS

(Rams lead series, 26-15)

- 1938 - Giants, 28-0 (NY)
  - 1940 - Rams, 13-0 (NY)
  - 1941 - Giants, 49-14 (NY)
  - 1945 - Rams, 21-17 (NY)
  - 1946 - Rams, 31-21 (NY)
  - 1947 - Rams, 34-10 (LA)
  - 1948 - Rams, 52-37 (NY)
  - 1953 - Rams, 21-7 (LA)
  - 1954 - Rams, 17-16 (NY)
  - 1959 - Giants, 23-21 (LA)
  - 1961 - Giants, 24-14 (NY)
  - 1966 - Rams, 55-14 (LA)
  - 1968 - Rams, 24-21 (LA)
  - 1970 - Rams, 31-3 (NY)
  - 1973 - Rams, 40-6 (LA)
  - 1976 - Rams, 24-10 (LA)
  - 1978 - Rams, 20-17 (NY)
  - 1979 - Giants, 20-14 (LA)
  - 1980 - Rams, 28-7 (NY)
  - 1981 - Giants, 10-7 (NY)
  - 1983 - Rams, 16-6 (NY)
  - 1984 - Rams, 33-12 (LA)
  - \*\*Giants, 16-13 (LA)
  - 1985 - Giants, 24-19 (NY)
  - 1988 - Rams, 45-31 (NY)
  - 1989 - Rams, 31-10 (LA)
  - \*\*\*Rams, 19-13 (NY) OT
  - 1990 - Giants, 31-7 (LA)
  - 1991 - Rams, 19-13 (NY)
  - 1992 - Rams, 38-17 (LA)
  - 1993 - Giants, 20-10 (NY)
  - 1994 - Rams, 17-10 (LA)
  - 1997 - Rams, 13-3 (StL)
  - 1999 - Rams, 31-10 (StL)
  - 2000 - Rams, 38-24 (NY)
  - 2001 - Rams, 15-14 (StL)
  - 2002 - Giants, 26-21 (StL)
  - 2003 - Giants, 23-13 (NY)
  - 2005 - Giants, 44-24 (NY)
  - 2008 - Giants, 41-13 (StL)
  - 2011 - Giants, 28-16 (NY)
- (Pts.— Rams 932, Giants 756)
- \*\*NFC First Round Playoff  
 \*\*\*NFC Divisional Playoff



## NEW YORK JETS

(Rams lead series, 9-4)

- 1970 - Jets, 31-20 (LA)
- 1974 - Rams, 20-13 (NY)
- 1980 - Rams, 38-13 (LA)
- 1983 - Jets, 27-24 (NY) OT
- 1986 - Rams, 17-3 (NY)



# SERIES RESULTS

- 1989 - Rams, 38-14 (LA)
  - 1992 - Rams, 18-10 (LA)
  - 1995 - Rams, 23-20 (NY)
  - 1998 - Rams, 30-10 (StL)
  - 2001 - Rams, 34-14 (StL)
  - 2004 - Rams, 32-29, OT (StL)
  - 2008 - Jets, 47-3 (NY)
  - 2012 - Jets, 27-13 (StL)
- (Pts.— Rams 310, Jets 258)



## OAKLAND RAIDERS

(Rams trail series, 8-4)

- 1972 - Raiders, 45-17 (O)
  - 1977 - Rams, 20-14 (LA)
  - 1979 - Raiders, 24-17 (LA)
  - 1982 - Raiders, 37-31 (Raiders)
  - 1985 - Raiders, 16-6 (LA)
  - 1988 - Rams, 22-17 (Raiders)
  - 1991 - Raiders, 20-17 (Raiders)
  - 1994 - Raiders, 20-17 (LA)
  - 1997 - Raiders, 35-17 (O)
  - 2002 - Rams, 28-13 (StL)
  - 2006 - Rams, 20-0 (O)
  - 2010 - Raiders, 16-14, (O)
- (Pts.— Raiders 257, Rams 226)



## PHILADELPHIA EAGLES

(Series tied, 19-19-1)

- 1937 - Rams, 21-3 (P)
  - 1939 - Rams, 35-13 (CO)
  - 1940 - Rams, 21-13 (Cle)
  - 1942 - Rams, 24-14 (Akron, Oh.)
  - 1944 - Eagles, 26-13 (P)
  - 1945 - Eagles, 28-14 (P)
  - 1946 - Eagles, 25-14 (LA)
  - 1947 - Eagles, 14-7 (P)
  - 1948 - Tie, 28-28 (LA)
  - 1949 - Eagles, 38-14 (P)
  - \*Eagles, 14-0 (LA)
  - 1950 - Eagles, 56-20 (P)
  - 1955 - Rams, 23-21 (P)
  - 1956 - Rams, 27-7 (LA)
  - 1957 - Rams, 17-13 (LA)
  - 1959 - Eagles, 23-20 (P)
  - 1964 - Rams, 20-10 (LA)
  - 1967 - Rams, 33-17 (LA)
  - 1969 - Rams, 23-17 (P)
  - 1972 - Rams, 34-3 (P)
  - 1975 - Rams, 42-3 (P)
  - 1977 - Rams, 20-0 (LA)
  - 1978 - Rams, 16-14 (P)
  - 1983 - Eagles, 13-9 (P)
  - 1985 - Rams, 17-6 (P)
  - 1986 - Eagles, 34-20 (P)
  - 1988 - Eagles, 30-24 (P)
  - 1989 - \*\*Rams, 21-7 (P)
  - 1990 - Eagles, 27-21 (LA)
  - 1995 - Eagles, 20-9 (P)
  - 1998 - Eagles, 17-14 (P)
  - 1999 - Eagles, 38-31 (P)
  - 2001 - Rams, 20-17 ot (P)
  - \*\*\*Rams, 29-24 (StL)
  - 2002 - Eagles, 10-3 (P)
  - 2004 - Rams, 20-7 (StL)
  - 2005 - Eagles, 17-16 (StL)
  - 2008 - Eagles, 38-3 (P)
  - 2011 - Eagles, 31-13 (StL)
- (Pts.— Rams 756, Eagles 736)
- \*NFL Championship  
\*\*NFC First Round Playoff  
\*\*\*NFC Championship Game



## PITTSBURGH STEELERS

(Rams lead series, 15-8-2)

- 1938 - Rams, 13-7 (NO)
  - 1939 - Tie, 14-14 (Cle)
  - 1941 - Rams, 17-14 (Akron, Oh.)
  - 1947 - Rams, 48-7 (P)
  - 1948 - Rams, 31-14 (LA)
  - 1949 - Tie, 7-7 (P)
  - 1952 - Rams, 28-14 (LA)
  - 1955 - Rams, 27-26 (LA)
  - 1956 - Steelers, 30-13 (P)
  - 1961 - Rams, 24-14 (LA)
  - 1964 - Rams, 26-14 (P)
  - 1968 - Rams, 45-10 (LA)
  - 1971 - Rams, 23-14 (P)
  - 1975 - Rams, 10-3 (LA)
  - 1978 - Rams, 10-7 (LA)
  - 1979 - \*Steelers, 31-19 (Pasadena, Calif.)
  - 1981 - Steelers, 24-0 (P)
  - 1984 - Steelers, 24-14 (P)
  - 1987 - Rams, 31-21 (LA)
  - 1990 - Steelers, 41-10 (P)
  - 1993 - Rams, 27-0 (LA)
  - 1996 - Steelers, 42-6 (P)
  - 2003 - Rams, 33-21 (P)
  - 2007 - Steelers, 41-24 (StL)
  - 2011 - Steelers, 27-0 (P)
- (Pts.— Rams 500, Steelers 467)
- \*Super Bowl XIV



## SAN DIEGO CHARGERS

(Rams lead series, 6-4)

- 1970 - Rams, 37-10 (LA)
  - 1975 - Rams, 13-10 (SD) OT
  - 1979 - Chargers, 40-16 (LA)
  - 1988 - Chargers, 38-24 (LA)
  - 1991 - Rams, 30-24 (LA)
  - 1994 - Chargers, 31-17 (SD)
  - 2000 - Rams, 57-31 (StL)
  - 2002 - Rams, 28-24 (StL)
  - 2006 - Chargers, 38-24 (SD)
  - 2010 - Rams, 20-17 (StL)
- (Pts.— Rams 266, Chargers 263)



## SAN FRANCISCO 49ers

(Series tied, 62-62-3)

- 1950 - Rams, 35-14 (SF)
- Rams, 28-21 (LA)
- 1951 - 49ers, 44-17 (SF)
- Rams, 23-16 (LA)
- 1952 - Rams, 35-9 (LA)
- Rams, 34-21 (SF)
- 1953 - 49ers, 31-30 (SF)
- 49ers, 31-27 (LA)
- 1954 - Tie, 24-24 (LA)
- Rams, 42-34 (SF)
- 1955 - Rams, 23-14 (SF)
- Rams, 27-14 (LA)
- 1956 - 49ers, 33-30 (SF)
- Rams, 30-6 (LA)
- 1957 - 49ers, 23-20 (SF)
- Rams, 37-24 (LA)
- 1958 - Rams, 33-3 (SF)
- Rams, 56-7 (LA)
- 1959 - 49ers, 34-0 (SF)
- 49ers, 24-16 (LA)

- 1960 - 49ers, 13-9 (SF)
- 49ers, 23-7 (LA)
- 1961 - 49ers, 35-0 (SF)
- Rams, 17-7 (LA)
- 1962 - Rams, 28-14 (SF)
- 49ers, 24-17 (LA)
- 1963 - Rams, 28-21 (LA)
- Rams, 21-17 (SF)
- 1964 - Rams, 42-14 (LA)
- 49ers, 28-7 (SF)
- 1965 - 49ers, 45-21 (LA)
- 49ers, 30-27 (SF)
- 1966 - Rams, 34-3 (LA)
- 49ers, 21-13 (SF)
- 1967 - 49ers, 27-24 (LA)
- Rams, 17-7 (SF)
- 1968 - Rams, 24-10 (LA)
- Tie, 20-20 (SF)
- 1969 - Rams, 27-21 (SF)
- Rams, 41-30 (LA)
- 1970 - 49ers, 20-6 (LA)
- Rams, 30-13 (SF)
- 1971 - Rams, 20-13 (SF)
- Rams, 17-6 (LA)
- 1972 - Rams, 31-7 (LA)
- Rams, 26-16 (SF)
- 1973 - Rams, 40-20 (SF)
- Rams, 31-13 (LA)
- 1974 - Rams, 37-14 (LA)
- Rams, 15-13 (SF)
- 1975 - Rams, 23-14 (SF)
- 49ers, 24-23 (LA)
- 1976 - 49ers, 16-0 (LA)
- Rams, 23-3 (SF)
- 1977 - Rams, 34-14 (LA)
- Rams, 23-10 (SF)
- 1978 - Rams, 27-10 (LA)
- Rams, 31-28 (SF)
- 1979 - Rams, 27-24 (LA)
- Rams, 26-20 (SF)
- 1980 - Rams, 48-26 (LA)
- Rams, 31-17 (SF)
- 1981 - 49ers, 20-17 (SF)
- 49ers, 33-31 (LA)
- 1982 - 49ers, 30-24 (LA)
- Rams, 21-20 (SF)
- 1983 - Rams, 10-7 (SF)
- 49ers, 45-35 (LA)
- 1984 - 49ers, 33-0 (LA)
- 49ers, 19-16 (SF)
- 1985 - 49ers, 28-14 (LA)
- Rams, 27-20 (SF)
- 1986 - Rams, 16-13 (LA)
- 49ers, 24-14 (SF)
- 1987 - 49ers, 31-10 (LA)
- 49ers, 48-0 (SF)
- 1988 - 49ers, 24-21 (LA)
- Rams, 38-16 (SF)
- 1989 - Rams, 13-12 (SF)
- 49ers, 30-27 (LA)
- \*\*\*49ers, 30-3 (SF)
- 1990 - Rams, 28-17 (SF)
- 49ers, 26-10 (LA)
- 1991 - 49ers, 27-10 (SF)
- 49ers, 33-10 (LA)
- 1992 - 49ers, 27-24 (SF)
- 49ers, 27-10 (LA)
- 1993 - 49ers, 40-17 (SF)
- 49ers, 35-10 (LA)
- 1994 - 49ers, 34-19 (LA)
- 49ers, 31-27 (SF)
- 1995 - 49ers, 44-10 (StL)
- 49ers, 41-13 (SF)
- 1996 - 49ers, 34-0 (SF)
- 49ers, 28-11 (StL)
- 1997 - 49ers, 15-12 (StL)
- 49ers, 30-10 (SF)
- 1998 - 49ers, 28-10 (StL)
- 49ers, 38-19 (SF)
- 1999 - Rams, 42-20 (StL)
- Rams, 23-7 (SF)
- 2000 - Rams, 41-24 (StL)
- Rams, 34-24 (SF)
- 2001 - Rams, 30-26 (SF)
- Rams, 27-14 (StL)
- 2002 - 49ers, 37-13 (SF)



# SERIES RESULTS

- 2003 - **Rams, 31-20 (StL)**  
**Rams, 27-24 OT (StL)**  
49ers, 30-10 (SF)
- 2004 - Rams, 24-14 (SF)  
**Rams, 16-6 (StL)**
- 2005 - 49ers, 28-25 (SF)  
**49ers, 24-20 (StL)**
- 2006 - 49ers, 20-13 (SF)  
**Rams, 20-17 (StL)**
- 2007 - **49ers, 17-16 (StL)**  
Rams, 13-9 (SF)
- 2008 - 49ers, 35-16 (SF)  
**49ers, 17-16 (StL)**
- 2009 - 49ers, 35-0 (SF)  
**49ers, 28-6 (StL)**
- 2010 - 49ers, 23-20 OT (SF)  
**Rams, 25-17 (StL)**
- 2011 - 49ers, 26-0 (SF)  
**49ers, 34-27 (StL)**
- 2012 - Tie, 24-24 OT (SF)  
**Rams, 16-13 OT (StL)**

(Pts.- Rams 2,722, 49ers 2,829)

\*\*\*\*NFC Championship



## SEATTLE SEAHAWKS

(Rams trail series, 18-12)

- 1976 - **Rams, 45-6 (LA)**
- 1979 - Rams, 24-0 (Sea)
- 1985 - Rams, 35-24 (Sea)
- 1988 - **Rams, 31-10 (LA)**
- 1991 - Seahawks, 23-9 (Sea)
- 1997 - **Seahawks, 17-9 (Stl)**
- 2000 - Rams, 37-34 (Sea)
- 2002 - **Rams, 37-20 (StL)**  
Seahawks, 30-10 (Sea)
- 2003 - Seahawks, 24-23 (Sea)  
**Rams, 27-22 (StL)**
- 2004 - Rams, 33-27, OT (Sea)  
**Rams, 23-12 (StL)**  
\* Rams, 27-20 (Sea)
- 2005 - **Seahawks, 37-31 (StL)**  
Seahawks, 31-16 (Sea)
- 2006 - **Seahawks, 30-28 (StL)**  
Seahawks, 24-22 (Sea)
- 2007 - Seahawks, 33-6 (Sea)  
**Seahawks, 24-19 (StL)**
- 2008 - Seahawks, 37-13 (Sea)  
**Seahawks, 23-20 (StL)**
- 2009 - Seahawks, 28-0 (Sea)  
**Seahawks, 27-17 (StL)**
- 2010 - **Rams, 20-3 (StL)**  
Seahawks, 16-6 (Sea)
- 2011 - **Seahawks, 24-7 (StL)**  
Seahawks, 30-13 (Sea)
- 2012 - **Rams, 19-13 (StL)**  
Seahawks, 20-13 (Sea)

(Pts.- Rams 620, Seahawks 669)

\*NFC Wildcard Playoff



## TAMPA BAY BUCCANEERS

(Rams lead series, 12-8)

- 1977 - **Rams, 31-0 (LA)**
- 1978 - **Rams, 26-23 (LA)**
- 1979 - Buccaneers, 21-6 (TB)  
\*\*\*\*Rams, 9-0 (TB)
- 1980 - Buccaneers, 10-9 (TB)
- 1984 - Rams, 34-33 (TB)
- 1985 - Rams, 31-27 (TB)
- 1986 - **Rams, 26-20 (LA) OT**

- 1987 - **Rams, 35-3 (LA)**
- 1990 - Rams, 35-14 (TB)
- 1992 - Rams, 31-27 (TB)
- 1994 - Buccaneers, 24-14 (TB)
- 1999 - **\*\*\*Rams, 11-6 (StL)**
- 2000 - Buccaneers, 38-35 (TB)
- 2001 - **Buccaneers, 24-17 (StL)**
- 2002 - Buccaneers, 26-14 (TB)
- 2004 - **Rams, 28-21 (StL)**
- 2007 - Buccaneers, 24-3 (TB)
- 2010 - Buccaneers, 18-17 (TB)
- 2012 - Rams, 28-13 (TB)  
(Pts.- Rams 440, Buccaneers 372)  
\*\*\*\*NFC Championship



## TENNESSEE TITANS

(Rams lead series, 7-4)

- 1973 - Rams, 31-26 (Hou)
- 1978 - Rams, 10-6 (Hou)
- 1981 - **Oilers, 27-20 (LA)**
- 1984 - **Rams, 27-16 (LA)**
- 1987 - Oilers, 20-16 (Hou)
- 1990 - **Rams, 17-13 (LA)**
- 1993 - Rams, 28-13 (Hou)
- 1999 - Titans, 24-21 (Ten)  
\*Rams, 23-16 (Atlanta, Ga.)
- 2005 - **Rams, 31-27 (StL)**
- 2009 - **Titans, 47-7 (Ten)**  
(Pts.- Rams 231, Titans 235)

\*Super Bowl XXXIV



## WASHINGTON REDSKINS

(Rams trail series, 24-12-1)

- 1937 - **Redskins, 16-7 (Cle)**
- 1938 - Redskins, 37-13 (W)
- 1941 - Redskins, 17-13 (W)
- 1942 - Redskins, 33-14 (W)
- 1944 - Redskins, 14-10 (W)
- 1945 - **\*Rams, 15-14 (Cle)**
- 1948 - Rams, 41-13 (W)
- 1949 - **Rams, 53-27 (LA)**
- 1951 - Redskins, 31-21 (W)
- 1962 - Redskins, 20-14 (W)
- 1963 - **Redskins, 37-14 (LA)**
- 1967 - **Tie, 28-28 (LA)**
- 1969 - Rams, 24-13 (W)
- 1971 - **Redskins, 38-24 (LA)**
- 1974 - **Redskins, 23-17 (LA)**  
**\*\*\*Rams, 19-10 (LA)**
- 1977 - Redskins, 17-14 (W)
- 1981 - **Redskins, 30-7 (LA)**
- 1983 - **Redskins, 42-20 (LA)**  
**\*\*Redskins, 51-7 (W)**  
**\*\*Redskins, 19-7 (W)**
- 1987 - Rams, 30-26 (W)
- 1991 - **Redskins, 27-6 (LA)**
- 1993 - **Rams, 10-6 (LA)**
- 1994 - **Redskins, 24-21 (LA)**
- 1995 - **Redskins, 35-23 (StL)**
- 1996 - **Redskins, 17-10 (StL)**
- 1997 - Rams, 23-20 (W)
- 2000 - **Redskins, 33-20 (StL)**
- 2002 - Redskins, 20-17 (W)
- 2005 - **Redskins, 24-9 (StL)**
- 2006 - **Rams, 37-31 OT (StL)**
- 2008 - Rams, 19-17 (W)
- 2009 - Redskins, 9-7 (W)
- 2010 - **Rams, 30-16 (StL)**
- 2011 - **Redskins, 17-10 (StL)**
- 2012 - **Rams, 31-28 (StL)**  
(Pts.- Redskins 880, Rams 685)

\* NFL Championship

\*\*NFC First Round Playoff

\*\*\*NFC Divisional Playoff



# PRESEASON RESULTS

(Site)	Opponent	Rams	Opp.
<b>1937</b>	None		
<b>1938 (0-0-1)</b>			
Cleveland	Ohio College All-Stars	7	7
<b>1939 (1-0)</b>			
Cleveland	Ohio College All-Stars	28	0
<b>1940 (2-0)</b>			
Cleveland	Midwest College All-Stars	29	0
Stuebenville	East Chicago Indians	39	0
<b>1941 (1-0)</b>			
Cleveland	Ohio All-Stars	37	7
<b>1942 (2-0)</b>			
East Liverpool	Pittsburgh	35	6
Akron	New York Giants	18	7
<b>1943</b>	None		
<b>1944 (2-0)</b>			
Cleveland	Boston Yanks	9	0
Sampson, N.Y.	Sampson Navy	26	12
<b>1945 (3-1)</b>			
Buffalo	Pittsburgh	21	0
Cleveland	Washington	21	0
Cleveland	New York Giants	38	23
Akron	Philadelphia	7	17
<b>1946 (2-1)</b>			
Chicago	College All-Stars	0	16
Los Angeles	Washington	16	14
San Diego	San Diego Bombers	42	17
<b>1947 (3-1)</b>			
Los Angeles	Washington	20	7
Des Moines	Boston Yanks	24	0
Indianapolis	Detroit	21	0
New York	New York Giants	3	30
<b>1948 (2-2)</b>			
Los Angeles	Washington	10	21
Honolulu	Hawaiian Warriors	41	20
Honolulu	Hawaiian Warriors	42	7
Dallas	Philadelphia	7	21
<b>1949 (2-1-1)</b>			
Los Angeles	Washington	28	34
San Antonio	New York Bulldogs	21	14
Little Rock	Philadelphia	24	24
Omaha	New York Giants	14	7
<b>1950 (2-3)</b>			
Los Angeles	Washington	14	17
Los Angeles	Chicago Cardinals	34	31
Los Angeles	Philadelphia	14	49
San Antonio	Baltimore	70	21
New York	New York Giants	14	24
<b>1951 (5-2)</b>			
San Diego	11th Naval Dist.	55	2
Los Angeles	Washington	58	14
Los Angeles	Chicago Bears	42	14
Little Rock	Philadelphia	31	26
Salt Lake City	Chicago Cardinals	21	36
Cleveland	Cleveland	6	7
New York	New York Giants	23	21
<b>1952 (4-3)</b>			
San Diego	11th Naval Dist.	45	6
Chicago	College All-Stars	10	7
Los Angeles	Washington	45	23
Portland	Chicago Cardinals	24	14
Los Angeles	San Francisco	7	17
Philadelphia	Philadelphia	14	35
New York	New York Giants	17	30
<b>1953 (6-2)</b>			
Long Beach	Fort Ord Army, Calif.	24	0
San Diego	11th Naval Dist.	72	19
Los Angeles	Washington	20	7
Los Angeles	Cleveland	27	9
Los Angeles	San Francisco	35	10
Portland	Chicago Cardinals	10	23
Little Rock	Philadelphia	17	28
Pittsburgh	Pittsburgh	49	6
<b>1954 (5-2)</b>			
Long Beach	Fort Ord Army, Calif.	34	13

(Site)	Opponent	Rams	Opp.
Portland	New York Giants	30	7
Los Angeles	Washington	27	7
Los Angeles	Cleveland	38	10
Portland	Chicago Cardinals	51	17
Los Angeles	San Francisco	27	28
San Antonio	Philadelphia	21	24
<b>1955 (4-3)</b>			
Long Beach	Fort Ord Army, Calif.	44	17
Portland	Pittsburgh	35	24
Los Angeles	Washington	28	31
Portland	New York Giants, OT	23	17
Los Angeles	Cleveland	38	21
Los Angeles	San Francisco	10	31
Denver	Philadelphia	21	35
<b>1956 (3-4)</b>			
Long Beach	Fort Ord Army, Calif.	62	7
Los Angeles	Washington	21	39
Los Angeles	Cleveland	17	6
Seattle	New York Giants	10	20
Los Angeles	Chicago Cardinals	69	21
Los Angeles	San Francisco	33	24
Portland	Pittsburgh	17	20
<b>1957 (6-1)</b>			
Long Beach	So. Calif. All-Stars	84	0
Los Angeles	Washington	45	14
Los Angeles	New York Giants	7	24
Portland	Chicago Cardinals	63	21
Los Angeles	Cleveland	20	14
Los Angeles	San Francisco	58	27
Mobile, Ala.	Washington	14	3
<b>1958 (5-2)</b>			
Pasadena	Calif. All-Stars	73	0
Los Angeles	Washington	31	10
Los Angeles	New York Giants	38	10
Los Angeles	Cleveland	10	13
Seattle	Chicago Cardinals	26	27
Los Angeles	San Francisco	40	38
Los Angeles	Pittsburgh	31	6
<b>1959 (3-2-1)</b>			
Boulder, Colo.	Detroit	20	20
Los Angeles	Washington	21	23
Los Angeles	Chicago Cardinals	34	21
Los Angeles	Cleveland	24	27
Los Angeles	San Francisco	48	14
Los Angeles	Philadelphia	31	28
<b>1960 (4-2)</b>			
Los Angeles	Philadelphia	7	20
Los Angeles	Washington	26	21
Los Angeles	Cleveland	22	17
Pendleton, Ore.	Dallas	49	14
Los Angeles	San Francisco	28	17
Los Angeles	New York Giants	6	20
<b>1961 (2-2-1)</b>			
Los Angeles	Washington	26	7
Los Angeles	New York Giants	17	17
Los Angeles	Cleveland	17	34
Los Angeles	San Francisco	20	38
Minnesota	Minnesota	21	17
<b>1962 (2-3)</b>			
Los Angeles	Washington	37	7
Portland	Minnesota	33	24
Los Angeles	New York Giants	24	31
Los Angeles	Cleveland	24	26
Los Angeles	San Francisco	3	19
<b>1963 (2-3)</b>			
Los Angeles	Dallas	14	17
Los Angeles	Minnesota	3	27
Portland	Dallas	20	17
Los Angeles	Cleveland	14	23
Los Angeles	San Francisco	17	0
<b>1964 (3-2)</b>			
Los Angeles	Dallas	17	6
Los Angeles	Cleveland	31	56
Portland	Dallas	25	16



# PRESEASON RESULTS

(Site)	Opponent	Rams	Opp.
Los Angeles	Minnesota	23	34
Los Angeles	San Francisco	21	17
<b>1965 (3-2)</b>			
Los Angeles	Dallas	9	0
Los Angeles	Cleveland	19	21
Nashville	Chicago	14	28
Los Angeles	Philadelphia	10	0
Los Angeles	San Francisco	34	14
<b>1966 (3-2)</b>			
Los Angeles	Cleveland	16	6
Los Angeles	Dallas	10	20
Minnesota	Minnesota	10	24
Los Angeles	St. Louis	32	14
Los Angeles	San Francisco	29	0
<b>1967 (6-0)</b>			
Anaheim	New Orleans	16	7
Los Angeles	Dallas	20	6
Los Angeles	Cleveland	24	17
San Diego	San Diego	50	7
Los Angeles	Kansas City	44	24
Los Angeles	San Francisco	34	7
<b>1968 (4-2)</b>			
Anaheim	New Orleans	21	17
Los Angeles	Cleveland	23	21
Los Angeles	Dallas	10	42
San Diego	San Diego	13	35
Los Angeles	Kansas City	36	16
Los Angeles	San Francisco	21	20
<b>1969 (4-2)</b>			
Los Angeles	Dallas	24	17
Los Angeles	Cleveland	3	10
Los Angeles	Kansas City	14	42
San Diego	San Diego	24	14
Los Angeles	Buffalo	50	20
Anaheim	San Francisco	31	28
<b>1970 (6-0)</b>			
Los Angeles	Cleveland	30	17
Los Angeles	Dallas	17	10
Los Angeles	Oakland	34	23
San Diego	San Diego	16	14
Pasadena	Houston	20	3
Los Angeles	San Francisco	17	14
<b>1971 (4-3)</b>			
Canton	Houston	17	6
Los Angeles	Dallas	21	45
Los Angeles	Cleveland	17	5
Berkeley	Oakland	7	20
Foxboro	New England	31	21
Los Angeles	San Diego	14	20
Los Angeles	San Francisco	23	20
<b>1972 (1-5)</b>			
Los Angeles	Cleveland	13	3
Los Angeles	Dallas	13	27
Los Angeles	Oakland	9	34
Kansas City	Kansas City	13	19
San Diego	San Diego	13	14
Los Angeles	San Francisco	14	17
<b>1973 (2-3-1)</b>			
Los Angeles	Dallas	7	24
Los Angeles	Cleveland	21	21
Berkeley	Oakland	3	16
Miami	Miami	14	17
Los Angeles	San Diego	30	17
Los Angeles	San Francisco	38	10
<b>1974 (5-1)</b>			
Los Angeles	Cleveland	24	21
Los Angeles	Dallas	6	13
Los Angeles	Kansas City	58	16
Los Angeles	Miami	31	13
San Diego	San Diego	30	16
San Francisco	San Francisco	17	7
<b>1975 (5-1)</b>			
Los Angeles	Dallas	35	7
Los Angeles	San Francisco	10	6
Buffalo	Buffalo	24	31
Kansas City	Kansas City	14	6

(Site)	Opponent	Rams	Opp.
Los Angeles	Philadelphia	35	0
Los Angeles	Oakland	6	0
<b>1976 (6-0)</b>			
Los Angeles	Tampa Bay	26	3
Los Angeles	Dallas	26	14
Seattle	Seattle	16	13
Oakland	Oakland	23	14
Los Angeles	Buffalo	31	17
Los Angeles	San Francisco	10	3
<b>1977 (1-5)</b>			
Los Angeles	Minnesota	17	22
Los Angeles	Philadelphia	20	3
San Francisco	San Francisco	14	23
Kansas City	Kansas City	19	27
Los Angeles	San Diego	25	26
Los Angeles	Oakland	0	21
<b>1978 (2-2)</b>			
Los Angeles	New England	7	14
Los Angeles	San Diego	0	17
Seattle	Seattle	26	7
Oakland	Oakland	28	3
<b>1979 (4-0)</b>			
Los Angeles	Oakland, OT	20	14
Foxboro	New England	15	3
Los Angeles	Seattle	21	17
Los Angeles	San Diego	23	7
<b>1980 (2-2)</b>			
Anaheim	New England	31	35
Anaheim	Dallas	16	19
Denver	Denver	26	13
Anaheim	San Diego	34	17
<b>1981 (2-2)</b>			
Anaheim	New England	21	34
Anaheim	Dallas	33	21
San Diego	San Diego	29	33
Anaheim	Minnesota	34	31
<b>1982 (2-2)</b>			
Anaheim	Denver	20	33
Cleveland	Cleveland	23	26
Anaheim	Seattle	23	13
Anaheim	San Diego	20	14
<b>1983 (2-2)</b>			
Anaheim	San Diego	34	20
Anaheim	Dallas	7	30
Anaheim	New England	13	7
San Diego	San Diego	17	27
<b>1984 (2-2)</b>			
San Diego	San Diego	10	17
Anaheim	Cleveland	10	21
Anaheim	Green Bay	27	24
Anaheim	San Diego	47	14
<b>1985 (3-1)</b>			
Anaheim	Houston	7	3
Anaheim	St. Louis	39	7
Columbus	Philadelphia	12	14
Anaheim	New England	14	13
<b>1986 (2-2)</b>			
Anaheim	Houston	14	17
Anaheim	San Francisco	31	17
Anaheim	San Diego	20	17
Denver	Denver	10	19
<b>1987 (3-2)</b>			
London	Denver	28	27
Anaheim	Seattle	23	14
San Diego	San Diego	23	21
Anaheim	Denver	20	24
Anaheim	Washington	14	26
<b>1988 (2-3)</b>			
Canton	Cincinnati	7	14
Anaheim	Denver	31	40
Anaheim	San Diego	27	6
Anaheim	Houston, OT	17	20
San Diego	San Diego	31	24
<b>1989 (4-1)</b>			
Tokyo	San Francisco, OT	16	13



# PRESEASON RESULTS

(Site)	Opponent	Rams	Opp.
Denver	Denver	13	17
Anaheim	Phoenix	23	20
Anaheim	Minnesota	24	12
Anaheim	Detroit	24	14
<b>1990 (2-2)</b>			
Berlin	Kansas City	19	3
Anaheim	San Diego	27	30
Anaheim	Phoenix	27	7
Washington	Washington	10	37
<b>1991 (1-3)</b>			
Jacksonville	Atlanta	17	38
Anaheim	San Diego	24	3
Anaheim	Seattle	7	23
Memphis	Houston	13	16
<b>1992 (3-1)</b>			
Seattle	Seattle	21	7
Anaheim	Los Angeles Raiders, OT	19	16
Anaheim	Green Bay, OT	16	13
San Diego	San Diego	19	30
<b>1993 (0-4)</b>			
Phoenix	Phoenix	13	24
Anaheim	San Diego	17	23
Cleveland	Cleveland	10	21
Anaheim	Los Angeles Raiders	19	20
<b>1994 (0-4)</b>			
Madison, Wi.	Green Bay	6	14
Anaheim	New England	10	28
Anaheim	Los Angeles Raiders	20	29
San Diego	San Diego	6	24
<b>1995 (1-3)</b>			
Seattle	Seattle	20	34
Oakland	Oakland	22	27
Jacksonville	Jacksonville	27	10
San Diego	San Diego	9	17
<b>1996 (3-1)</b>			
Pittsburgh	Pittsburgh	10	16
St. Louis	Jacksonville	17	10
Kansas City	Kansas City	34	30
St. Louis	San Diego	37	34
<b>1997 (2-2)</b>			
Minnesota	Minnesota	6	24
St. Louis	Arizona	12	0
Dallas	Dallas	31	34
St. Louis	Kansas City	14	13
<b>1998 (2-2)</b>			
St. Louis	Denver	13	20
San Diego	San Diego	27	41
St. Louis	Dallas	22	14
Kansas City	Kansas City	10	6
<b>1999 (2-2)</b>			
St. Louis	Oakland	17	18
Chicago	Chicago	24	38
St. Louis	San Diego	24	21
Detroit	Detroit	17	6
<b>2000 (2-2)</b>			
St. Louis	Oakland	31	17
Nashville	Tennessee	3	30
St. Louis	Buffalo	27	31
Dallas	Dallas	24	17
<b>2001 (3-2)</b>			
Canton	Miami	17	10
Buffalo	Buffalo	24	10
St. Louis	Tennessee	10	23
San Diego	San Diego, OT	10	13
St. Louis	Kansas City	21	17
<b>2002 (0-4)</b>			
Tennessee	Tennessee	26	28
St. Louis	Chicago	17	19
St. Louis	San Diego	10	31
Kansas City	Kansas City	16	23
<b>2003 (1-3)</b>			
Oakland	Oakland	6	7
St. Louis	Tampa Bay	26	16
Buffalo	Buffalo	24	28
St. Louis	Kansas City	6	22

(Site)	Opponent	Rams	Opp.
<b>2004 (1-3)</b>			
St. Louis	Chicago, OT	10	13
Kansas City	Kansas City	7	24
St. Louis	Washington	28	3
Oakland	Oakland	24	28
<b>2005 (3-1)</b>			
St. Louis	Chicago	17	13
San Diego	San Diego	21	36
Detroit	Detroit	37	13
St. Louis	Kansas City	27	23
<b>2006 (1-3)</b>			
St. Louis	Indianapolis	19	17
St. Louis	Houston	20	27
Kansas City	Kansas City	12	16
Miami	Miami	9	29
<b>2007 (2-2)</b>			
Minneapolis	Minnesota	13	10
St. Louis	San Diego	13	30
Oakland	Oakland	10	20
St. Louis	Kansas City	10	3
<b>2008 (2-2)</b>			
Nashville	Tennessee	13	34
St. Louis	San Diego	7	6
St. Louis	Baltimore	24	10
Kansas City	Kansas City	17	21
<b>2009 (3-1)</b>			
Meadowlands	New York Jets	23	20
St. Louis	Atlanta	13	20
Cincinnati	Cincinnati	24	21
St. Louis	Kansas City	17	9
<b>2010 (3-1)</b>			
St. Louis	Minnesota	7	28
Cleveland	Cleveland	19	17
New England	New England	36	35
St. Louis	Baltimore	27	21
<b>2011 (4-0)</b>			
St. Louis	Indianapolis	33	10
St. Louis	Tennessee	17	16
Kansas City	Kansas City	14	10
Jacksonville	Jacksonville	24	17
<b>2012 (2-2)</b>			
Indianapolis	Indianapolis	3	38
St. Louis	Kansas City	31	17
Dallas	Dallas	19	20
St. Louis	Baltimore	31	17






# PRESEASON RESULTS

Summary (1937-2010)			Summary (1937-2009)				
	Won	Lost	Tied	Won	Lost	Tied	
Rams vs. Arizona .....	11	4	0	Rams vs. Jacksonville.....	2	0	0
Rams vs. Atlanta .....	0	2	0	Rams vs. Kansas City .....	13	8	0
Rams vs. Baltimore .....	3	0	0	Rams vs. Miami .....	2	2	0
Rams vs. Boston Yanks .....	2	0	0	Rams vs. Minnesota .....	5	6	0
Rams vs. Buffalo .....	3	3	0	Rams vs. New York Bulldogs .....	1	0	0
Rams vs. Calif. All-Stars.....	2	0	0	Rams vs. New York Giants.....	7	7	1
Rams vs. Chicago.....	2	4	0	Rams vs. New York Jets.....	1	0	0
Rams vs. Cincinnati .....	1	1	0	Rams vs. New England.....	5	4	0
Rams vs. Cleveland Browns .....	14	12	1	Rams vs. New Orleans .....	2	0	0
Rams vs. College All-Stars .....	4	1	1	Rams vs. Oakland/Los Angeles .....	7	11	0
Rams vs. Dallas .....	13	11	0	Rams vs. Philadelphia.....	5	9	1
Rams vs. Denver .....	2	6	0	Rams vs. Pittsburgh .....	5	2	0
Rams vs. Detroit .....	4	0	1	Rams vs. San Diego .....	17	18	0
Rams vs. East Chicago Indians.....	1	0	0	Rams vs. San Diego Bombers .....	1	0	0
Rams vs. Green Bay .....	2	1	0	Rams vs. San Francisco.....	21	7	0
Rams vs. Hawaiian Warriors .....	2	0	0	Rams vs. Seattle.....	6	2	0
Rams vs. Houston/Tennessee .....	3	6	0	Rams vs. Tampa Bay .....	2	0	0
Rams vs. Houston Texans.....	0	1	0	Rams vs. Washington.....	14	8	0
Rams vs. Indianapolis.....	1	1	0	Rams vs. Service teams.....	8	0	0
				<b>TOTAL .....</b>	<b>194</b>	<b>137</b>	<b>5</b>



THE 2013 MEDIA GUIDE OF THE  
**ST. LOUIS RAMS**





**1937** On Feb. 13, the National Football League grants a Cleveland franchise to Homer Marshman and Associates, a prominent group of local businessmen. Another Rams team in Cleveland had played in the American Football League in 1936 and finished with a 5-2-2 record, second best in the league. Hugo Bezdek is named head coach of new NFL franchise. Rams finish with 1-10 record. Home games are played in Municipal Stadium and League Park. Bob Kelley is radio play-by-play announcer.

**1938** Assistant coach Art Lewis takes over team after three losses at start of season. Rams win first three under Lewis but finish with 4-7 record. Home games are played in Shaw Stadium, named after high school on Shaw Avenue in Cleveland.

**1939** Earl (Dutch) Clark becomes head coach. Rams finish at .500 for first time with 5-5-1 record. Parker Hall joins team as rookie tailback and wins Joe Carr Trophy as NFL's official Most Valuable Player. Trophy is named after NFL president. Hall is first Ram to earn first team All-Pro honors.

**1940** Rams drop back to 4-6-1 record. Fullback Johnny (Zero) Drake is all-NFL first team.

**1941** Daniel F. Reeves and Fred Levy, Jr., purchase Rams in June and hire Billy Evans as general manager. Team wins first two games but drops next nine to finish fifth in NFL West.

**1942** Evans resigns before season. Charles (Chile) Walsh replaces Art Lewis as assistant coach. Lt. Reeves and Maj. Levy depart to enter armed forces. Bob Kelley is named club secretary. After three seasons in Municipal Stadium Rams return to play all home games in League Park. Team finishes 5-6. Clark resigns as head coach after season with overall, 16-26-2 record.

**1943** Chile Walsh is named head coach, but NFL grants Rams permission to suspend operations for one season because of wartime restrictions and shortages. On April 16, Reeves buys out Levy. On loan to Detroit, Riley Matheson is all-NFL selection.

**1944** Chile Walsh becomes general manager. Chile appoints Aldo (Buff) Donelli as head coach. Donelli once held the distinction of being the Pittsburgh Steelers' head coach and Duquesne University's head coach at the same time. Team of free agents and pickups finishes 4-6-0.

**1945** Donelli joins military. Walsh names his brother, Adam Walsh, as head coach. Bob Waterfield, a third-round future draft choice in 1944 from UCLA, joins team as T-formation quarterback and leads Rams to 9-1 season and to first NFL West title. On icy field, Rams defeat Washington Redskins, 15-14, at Cleveland for NFL championship, Dec. 16. Waterfield becomes first player to receive unanimous vote for NFL Most Valuable Player award. Walsh is named coach of the year. Riley Matheson, Jim Benton, Eberle Schultz and Jim Gillette receive all-Pro honors. Benton caught 10 passes for NFL record 303 yards in 28-21 win at Detroit, Nov. 22. Benton's mark stood as NFL record for 40 years, broken by Chiefs' Stephone Paige, who had 309 yards in 1985 game against San Diego. Eddie Kotal joins team as NFL's first, fulltime college scout.

**1946** Reeves signs approval to move franchise to Los Angeles, Jan. 11. Rams sign halfback Kenny Washington, March 9, and end Woody Strode, March 21. They are first African-American players in the modern NFL and join team one year before Jackie Robinson breaks baseball color barrier with Brooklyn Dodgers. After 6-4-1 season, both Walshes resign.

**1947** Reeves assumes duties of general manager. Bob Snyder is named head coach with Joe Stydahar as new assistant. Team is talent-heavy but slowed by injuries in 6-6 season. Reeves sells part interests to former partner Levy; to Edwin and Harold Pauley, and Hal Seley.

**1948** Clark Shaughnessy joins staff as advisory coach. Snyder resigns, Sept. 3, and Shaughnessy becomes head coach. Rams are first professional franchise with team insignia or logo on helmet. They introduce headgear with painted Rams horns, designed by halfback Fred Gehrke, an industrial design artist in off-seasons. By 1960, all pro teams except Cleveland have logos on helmets. Team wins four of last five to post 6-5-1 mark.

**1949** Rams wins first six games, capped by 27-24 victory over Chicago Bears before NFL regular-season record crowd of 86,080 in Los Angeles Coliseum, then hang on with 2-2-2 finish to win first NFL West title since moving from Cleveland. Heavy rain and sloppy field at Coliseum conspire against Rams as Philadelphia Eagles skid to 14-0 win in NFL title game.

**1950** NFL absorbs All-America Football Conference, leaving Rams as lone pro team in Los Angeles after four years of two-



The Rams take a break during training camp at Compton College in Compton, Calif. in 1946.



RB Jon Arnett breaks through a would-be 49ers' tackler during a home game vs. San Francisco on November 8, 1959.

league existence and Rams competition from Los Angeles Dons. In February, Stydahr becomes head coach, replacing Shaughnessy. Team sets 22 league records in rolling to conference title tie. Waterfield and end Tom Fears lead Rams to 24-14 division playoff win over Bears, but following week in Cleveland, Lou Groza's late field goal beats Rams, 30-28. Waterfield is named NFL Player of Year by Washington D.C. Touchdown Club.

**1951** Rams win third straight NFL West title on final day of season, then defeat Cleveland at the Coliseum, 24-17, on 73-yard pass, Norm Van Brocklin to Fears, for first NFL title since moving to Los Angeles.

**1952** After team loses three straight preseason games and drops league opener 37-7 to Cleveland, Stydahr resigns. He is replaced as head coach by Hampton Pool. Team loses two of next three, but wins last eight to tie for NFL West title. Rams lose Western playoff in Detroit 31-21. Rams trade 11 players to Dallas for rookie Les Richter, who then enters Army for two years. Waterfield retires.

**1953** Club co-owner Harold Pauley passes away. Rams finish with 8-3-1 record, losing three games by total of eight points to finish third in NFL West. Rams defeat eventual world champion Detroit twice; Rams 37-34 victory over Lions Nov. 1 is witnessed by 93,751 in Coliseum, a pro football record.

**1954** Team has disappointing 6-5-1 mark. Norm Van Brocklin is named NFL Player of Year by Washington D.C. Touchdown Club. Split end Bob Boyd is lone Ram to be named all-Pro. All assistant coaches resign. Pool soon follows.

**1955** On Jan. 26, Rams hire Sid Gillman, head coach at University of Cincinnati, to replace Pool. Fine defensive year and clutch field goal kicking by Les Richter give team hard-fought, 8-3-1 record for NFL West title. Cleveland wins title game at Coliseum 38-14.

**1956** In form reversal, team loses five consecutive early-season games and finishes with 4-8 record.

**1957** Ram owners name former Rams publicist Pete Rozelle as general manager. Team loses squeakers on road to 49ers and Lions, finishing 6-6. Rams set standing professional record with attendance of 102,368 for game with San Francisco, Nov. 10.

**1958** Van Brocklin goes to Eagles in preseason trade. Bill Wade sets several Rams passing records en route to 8-4 season. Rams twice draw home crowds of more than 100,000.

**1959** Rams lose last eight games and finish 2-10, their poorest record since 1937. Ollie Matson, acquired in trade with Chicago Cardinals March 23 for 9 players, is workhorse at fullback. On last day of season, Gillman and staff resign.

**1960** Following death of Bert Bell, Pete Rozelle is named NFL commissioner, Jan. 26. Elroy Hirsch replaces Rozelle as Rams general manager. Bob Waterfield is named head coach. Rams post 4-7-1 record.

**1961** Rams trade Bill Wade, Del Shofner, and John Guzik to Chicago for Zeke Bratkowski, Lindon Crow, and 1962 first draft choice, which enables Rams to draft future Rams greats Roman Gabriel and Merlin Olsen the following year. Rams finish with 4-10 record.

**1962** Rams make North Carolina State quarterback Roman Gabriel second pick in first round and Utah State defensive tackle Merlin Olsen third pick in first round of draft. Dick Bass provides bright spot in 1-12-1 season with all-Pro selection. Waterfield resigns after eighth game. Harland Svare is named interim head coach. On Dec. 27, in closed auction, Reeves reacquires control of Rams, purchasing full interests of co-owners Pauley, Levy, Seley, and Bob Hope.

**1963** Reeves sells 49% interest in Rams to Gene Autry, Bob Reynolds, Leonard Firestone, Paul A. O'Bryan, Robert Lehman, J.D. Stetson Coleman and Joseph A. Thomas. Svare is retained. After 0-5 start, Gabriel is reinstated as starting QB and plays last nine games without relief, guiding team to 5-4 mark and season record of 5-9-0. Rosey Grier is acquired from New York Giants and joins Deacon Jones, Merlin Olsen, and Lamar Lundy to form original Fearsome Foursome.

**1964** Rams sign 10-year contract to play in "new look" Coliseum "stadium-within-a-stadium." Seating capacity is lowered from 100,000-plus to 72,000 with installation of temporary seats that close off several thousand permanent seats. Fourteen rookies make the squad. Club finishes fifth with 5-7-2 record. Deacon Jones unofficially records first 20-sack season in league history with 22.

**1965** After winning only one of first 10 games, Rams take three of last four against top two teams in each conference, but Svare is dismissed as head coach.

**1966** After court fight, George Allen is released by George Halas from his assistant coaching duties with the Chicago Bears to become head coach of the Rams. NFL and AFL merge in spring. Bob Kelley, "Voice of the Rams" since the club's beginning in 1937

and one of the outstanding radio sportscasters in history, dies in September. Team finishes 8-6, best record since 1958.

**1967** Equipment manager Bill Granholm leaves club after 18 years to take position in league office. Don Hewitt begins 28-year tenure as equipment manager. Rams record first unbeaten preseason with six wins, including victories over first-ever AFL opponents, San Diego and Kansas City. Team completes finest win-loss season ever with 11-1-2 record to win Coastal Division Championship, the first title of any kind since 1955, then loses to Green Bay 28-7 in NFL Western Conference Championship Game. Rams win Playoff Bowl game in Miami in January over Cleveland 30-6. Game featured losing teams from conference finals. George Allen receives NFL Coach-of-Year honors by The Sporting News. Jones establishes unofficial NFL record with 26 sacks.

**1968** Team finishes regular season with 10-3-1 record, second in Coastal Division to Baltimore's 13-1. Attendance is more than one million for second straight year and Ram defense sets 14-game NFL record for fewest yards allowed. On Dec. 26, Allen is dismissed as head coach but rehired two weeks later. Deacon Jones is named NFL Defensive Player of Year for second straight season after registering 24 sacks.

**1969** After 20 years with the Rams as player, general manager and assistant to the president, Elroy Hirsch leaves club to become athletic director at University of Wisconsin. He is replaced by Public Relations Director Jack E. Teele, and John Sanders becomes Assistant General Manager. Team wins Coastal Division with 11-3 record before losing to Minnesota in Western Conference title game, 23-20 but beat Dallas 31-0 in Playoff Bowl. QB Roman Gabriel is unanimous choice as NFL's most valuable player. T Bob Brown, T Charlie Cowan, G Tom Mack, Gabriel, DE Deacon Jones, DT Merlin Olsen and DB Eddie Meador give Rams a team record seven all-Pro selections.

**1970** Playoff Bowl victory over Dallas in January points Rams toward their 25th year in Southern California. With completion of the merger of the NFL and AFL, the Rams join San Francisco, Atlanta, and New Orleans in the Western Division of the National Conference of the new 26-team National Football League. Rams finish second to 49ers with 9-4-1 record. George Allen's contract is not renewed.

**1971** On April 15, owner Daniel F. Reeves dies of cancer in New York. His longtime friend and business associate, William A. Barnes, becomes President and General Manager. Tommy Prothro replaces Allen. Playing the toughest schedule in the NFL, the Rams finish with 8-5-1 record, second to 49ers in the NFC West.

**1972** In a history-making move, Baltimore Colts owner Carroll Rosenbloom trades the Baltimore franchise to Robert Irsay in exchange for the Rams. Irsay had purchased the Rams from the estate of the late Dan Reeves. The transaction was completed and announced on July 14. Rosenbloom, the most successful owner in the NFL over the last two decades, brings with him to Los Angeles Don Klosterman, Rosenbloom's general manager in Baltimore. After five years at Cal State-Fullerton, Rams move training site to Cal State-Long Beach. After 6-7-1 season, all coaches are dismissed.

**1973** An observer in '72, Rosenbloom begins to make changes early in year, and they pay off quickly. His choice for head coach, former Detroit assistant Chuck Knox, leads team to 12-2 season, best in Rams history, and Knox is NFL Coach of the Year. Roman Gabriel is traded to Philadelphia and the new quarterback, former San Diego Charger John Hadl, is NFC Player of the Year. Rams win NFC West title, but lose in first round of playoffs to Dallas. Other changes introduced by Rosenbloom include return to blue and gold uniforms; team had worn blue and white since 1965.

**1974** After 3-2 start, Rams trade John Hadl to Green Bay for five draft choices in bold move that stuns football world. Hadl's backup, James Harris, becomes starter and leads team to 10-4 record, its second straight NFC Western title, and its first playoff victory (19-10 over Washington) since 1951 before the Rams bow to Minnesota, 14-10, in NFC title game. Merlin Olsen wins Bert Bell Trophy as NFL's most valuable player.

**1975** With defense allowing second fewest points in NFL history over a 14-game season (135), Rams win third straight NFC West title by completing 12-2 season. Jack Youngblood is named NFC Defensive Player of Year. After playoff victory over St. Louis, Rams bow to Dallas in the NFC Championship Game. The 34-8 record over last three years is best in NFL.



Rams' defensive linemen David "Deacon" Jones (75) and Rosey Grier (76) attempt to block a field goal against Green Bay on December 13, 1964. The game would end in a 24-24 tie, one of two ties for the Rams in 1964 and one of 20 ties in franchise history.



LB Isiah Robertson (58) and S Dave Elmendorf (42) look intent on stopping the ballcarrier in a win over the New York Giants on September 26, 1976.

**1976** Rams win NFC West title for fourth straight year with 10-3-1 record then beat Dallas, 14-12, for their first playoff victory on the road before 24-13 NFC title game loss at Minnesota. Quarterback injuries mar season and rookie Pat Haden becomes fourth different playoff QB in four years under Knox. Rams' 351 points is highest total in NFC. Jack Youngblood, Isiah Robertson, and Monte Jackson are named all-Pro. Merlin Olsen is invited to a league-record 14th Pro Bowl.

**1977** Rams spearhead new Coliseum configuration which reduces capacity from 91,038 to 71,039. With Lawrence McCutcheon setting club career rushing record of 5,523 yards, the Rams (10-4) roll to their fifth straight division title before 14-7 playoff loss to Minnesota in Coliseum. Isiah Robertson earns NFC linebacker-of-year award for third consecutive season. Following the season Knox resigns to take Buffalo Bills head coaching post.

**1978** On Feb. 1, Rosenbloom hires George Allen but releases Allen after second preseason game. Ray Malavasi becomes head coach and leads club to 12-4 record for sixth straight division title (tying NFL record). Rams beat Minnesota, 34-10, in playoff but lose NFC title to Dallas. Pat Haden earns NFC player-of-year award. Rams announce move to Anaheim Stadium beginning in 1980.

**1979** Carroll Rosenbloom dies April 2 and his widow, Georgia, becomes majority owner. Club moves offices and in-season training facility to Juliette Low elementary school in Anaheim and rename the facility Rams Park. Despite multitude of injuries, team wins seventh straight division title to set NFL record, then beats Dallas (21-19) and Tampa Bay (9-0) in NFC Playoffs. Rams lose to Pittsburgh in Super Bowl XIV, 31-19.

**1980** With Anaheim Stadium's capacity set at 69,045, Rams sell out last six home games and finish with 11-5 record. Rams lead NFL in rushing for first time since 1957, gaining 2,799 yards. Rams set 15 club records and tie three others. Nolan Cromwell is all-NFL and NFC defensive player of the year. Rams enter playoffs as wild card and lose to Dallas, 34-13.

**1981** Rams finish 6-10, missing playoffs for first time since 1972. Nolan Cromwell and LeRoy Irvin named all-NFL. Irvin sets NFL record with 207 punt return yards in 37-35 win over Atlanta. Wendell Tyler rushes for 1,074 yards and ties Elroy Hirsch's club record of 17 touchdowns in a season. Rams sell out first seven regular season games at Anaheim Stadium.

**1982** NFL players' strike wipes out seven games and the Rams finish last in NFC with 2-7 record. QB Bert Jones, acquired in draft day trade from Baltimore, misses last five games with neck injury. In Jones place, Vince Ferragamo throws for 509 yards vs. Chicago, second highest in league history. Following the season Ray Malavasi is dismissed as head coach.

**1983** Spearheading one of the most dramatic turnarounds in NFL history, Rams owner Georgia Frontiere hires former USC Coach John Robinson in February. Revamped front office engineers a dozen off-season trades. Eric Dickerson is drafted in the first round in April. Robinson installs new offense (single back) and new defense (3-4-4).. Rams go 9-7 and enter playoffs as wild card team, winning at Dallas before losing to Redskins in Washington. Dickerson breaks NFL rookie rushing record (1,808 yards), sets five Ram records, and is All-Pro. Robinson is NFC coach of the year.

**1984** Rams make playoffs for second time in as many years after finishing with 10-6 mark. Rams host first playoff game at Anaheim Stadium before record crowd of 67,037 but lose to New York Giants in NFC Wildcard Game. Eric Dickerson rushes for 2,105 yards, breaking O.J. Simpson's NFL record of 2,003. Jack Youngblood sets Ram record by playing in 201st consecutive game. QB Jeff Kemp replaces injured Vince Ferragamo in Week 3 and leads team to nine wins. Dickerson is named NFC Player of the Year.

**1985** Rams' season falls one game short when they lose to Chicago Bears in the NFC Championship Game. The defense and special teams play prominent roles in 11-5 regular season. Rams defense stifles Minnesota on one-inch line to preserve 13-10 victory as time runs out in Week 5. Ron Brown electrifies Anaheim Stadium crowd by returning two kickoffs for touchdowns against Green Bay to tie NFL record in Week 12. Eric Dickerson sets NFL playoff record by rushing for 248 yards against Dallas in Rams' first playoff win, 20-0, at Anaheim Stadium. Nine Rams make NFC Pro Bowl team.

**1986** Rams make playoffs for fourth consecutive year after posting 10-6 regular-season record. Rams acquire rookie QB Jim Everett from Houston. Everett throws three touchdown passes in debut against Patriots and starts last five games including playoff loss to Washington. Eric Dickerson surpasses former Ram RB Lawrence McCutcheon as the team's all-time leading rusher with 6,968 yards in only four seasons.

**1987** Rams fail to make the playoffs for the first time since 1982 with 6-9 record. NFL players' strike shortens season by one game while three games are played with "replacement" players.

Rams acquire six draft choices (three No. 1 and three No. 2 over next two years) from Colts in blockbuster trade for RB Eric Dickerson. Charles White takes over for Dickerson and wins NFL rushing title by gaining 1,374 yards and is named to his first Pro Bowl.

**1988** Rams qualify for playoffs for fifth time in six seasons under John Robinson, who becomes winningest coach in club history with 58 victories. Rams lose NFC Wildcard Game to Minnesota after finishing with a 10-6 record. Rams tie club record with 56 quarterback sacks and lead league. Rams have five of the top 47 choices in draft and select RB Gaston Green and WR Aaron Cox in the first round.

**1989** Rams finish regular season with 11-5 record and qualify for playoffs as wild card entry. Team posts road playoff victories over Philadelphia and New York Giants before losing to San Francisco in NFC Championship Game. Rams' 13 wins are most since 1978. Willie "Flipper" Anderson, sets NFL record with 336 receiving yards on 15 catches versus New Orleans, Nov. 26. Jerry Gray returns interception for touchdown and is most valuable player in Pro Bowl. Jackie Slater is NFC Offensive Lineman of Year for third straight season and fifth time in career.

**1990** Henry Ellard, (most receptions with 412 and yards with 7,037), and Jackie Slater (most games played with 209) set Ram records as the team posts 5-11 record. Rams end 49ers winning streak at 15 over two seasons with 28-17 victory in San Francisco.

**1991** Rams endure 3-13 season. The franchise loses a record 10 games in a row to finish the season. John Robinson resigns as head coach prior to the club's last regular season game. T Jackie Slater becomes the first player in Ram history to play 16 seasons. Rams fail to have a player named to the NFL Pro Bowl for the first time since the game's inception in 1950.

**1992** Rams hire former head coach Chuck Knox (1973-77) as head coach, replacing John Robinson. Rams select DT Sean Gilbert, from the University of Pittsburgh with third choice in the first round. By doubling its victory total from previous year Los Angeles finishes 6-10. Rams deal eventual Super Bowl XXVII champion Dallas only loss at home 27-23 and set club record by overcoming 24-point deficit in 31-27 win at Tampa Bay. Kevin Greene is named to all-Pro first team.


**1993** NFL and Player Association representatives agree on a new free agency system for players with 5 years or more experience. Rams select RB Jerome Bettis from the University of Notre Dame with 10th pick in the first round and Bettis earns Rookie of the Year honors after rushing for 1,429 yards (2nd in NFL) including 212 yards at New Orleans in 23-20 Rams' victory.

**1994** Rams are active in off-season of change in which club signs several free agents, including QB Chris Miller of Atlanta and DT Jimmie Jones of Dallas, and trades QB Jim Everett. Rams trade down in draft and have 10 choices in first six rounds and seven in first three. Auburn T Wayne Gandy is club's first choice, May 3. Rams exercise clause in their lease with city of Anaheim that allows the club to terminate lease within 15 months. Rams become first team ever to shut out Joe Montana with 16-0 win over Kansas City at Arrowhead Stadium. Team suffers fifth consecutive losing season after dropping final seven games. Chuck Knox is relieved of coaching duties at end of season.

**1995** Frontiere moves franchise to St. Louis after 49 years in Southern California. NFL owners approve team's relocation effort with 23-6-1 vote, April 12, bringing NFL football back to St. Louis after eight-year absence. League owners originally block proposed move with 3-21-6 vote, March 15. Rams hire Steve Ortmayer as Vice President/Football Operations and former Oregon coach Rich Brooks as 19th head coach in team history. Rams greet St. Louis with 4-0 record to start season. Isaac Bruce produces record-breaking year with 119 receptions for 1,781 yards. Jackie Slater becomes first player in NFL history to play 20 seasons with one team by starting against Carolina and sets record for offensive linemen with 258 games played.

**1996** Rams trade DE Sean Gilbert to Washington for sixth overall pick in 1996 draft and swap RB Jerome Bettis to Pittsburgh for second-round selection in 1996 and fourth-round pick in 1997. Team moves into state-of-the-art administration and practice facility in June and move training camp from Maryville University in suburban St. Louis to Western Illinois University in Macomb. S Keith Lyle ties for NFL lead in interceptions with 9.

**1997** Rams celebrate club's 60th anniversary of professional football. Dick Vermeil is hired as head coach and President of Football Operations, replacing Rich Brooks, Jan. 20. Vermeil replaces Steve Ortmayer with Lynn Stiles as Vice President/Football



Rams' Head Coach John Robinson goes over things with QB Vince Ferragamo. Robinson is the Rams' all-time winningest coach with 79 victories, while Ferragamo is seventh on the Rams' all-time passing list with 9,376 yards.



WR Isaac Bruce catches a pass in the Rams' 28-17 win over Carolina on November 12, 1995. The win over the Panthers was in the Rams' first game at the then-Trans World Dome.

Operations. Vermeil assembles experienced staff of five former professional football head coaches, including Mike White, Bud Carson, Jim Hanifan, Frank Gansz, and Dick Coury. Vermeil trades four picks to New York Jets in exchange for first pick in 1997 NFL draft. Rams select offensive tackle Orlando Pace..

**1998** Defensive coordinator Bud Carson announces retirement. Dick Vermeil names Peter Giunta and John Bunting co-defensive coordinators. Rams defeat three AFC playoff-bound teams (Buffalo, New York Jets, New England).

**1999** Rams acquire Pro Bowl RB Marshall Faulk from Indianapolis in exchange for second and fifth round draft choices in 1999 NFL Draft, April 15. St. Louisan Trent Green, who attended Vianney High, highlights an aggressive off-season pursuit of veteran free agents. Rams also signed G Adam Timmerman of Green Bay, S Devin Bush of Atlanta, and LB Todd Collins of New England. Rams draft WR Torry Holt, from North Carolina State, in first round (sixth overall). Green completed 28 of first 32 pass attempts before sustaining season-ending knee injury in third pre-season game versus San Diego, Aug. 28. Kurt Warner, a former Arena League and NFL Europe player who went undrafted out of Northern Iowa, becomes the starter and leads Rams to their first division championship since 1985. Warner is only second player to throw for more than 40 touchdowns in one season, and is NFL's Most Valuable Player. Warner's only NFL experience had been in the fourth quarter of season-ending loss at San Francisco in 1998. Faulk is named offensive player of the year and sets NFL record for most total yards in a season, 2,429. Faulk is second player in NFL history (Roger Craig) with at least 1,000 yards rushing and 1,000 yards receiving in the same season.

**2000** The Rams win three playoff games in January, 49-37 over Minnesota in the NFC Divisional Playoff Game, Jan. 16, and 11-6 over Tampa Bay in the NFC Championship Game. Kurt's Warner's 31-yard pass to Ricky Proehl with 4:44 remaining brings Rams from behind against Tampa Bay, Jan. 24. The Rams defeat Tennessee 23-16 in Super Bowl XXXIV at Atlanta on 74-yard pass play, Warner to Isaac Bruce, with 1:54 remaining. The victory is not clinched until LB Mike Jones makes touchdown-saving tackle at the one-yard line on the last play, Jan. 31. Eight Rams—Warner, Faulk, Bruce, Orlando Pace, Kevin Carter, D'Marco Farr, Adam Timmerman, and Todd Lyght—are selected to the NFC Pro Bowl squad. Dick Vermeil retires and is replaced by assistant coach Mike Martz as head coach, Feb. 2. The Rams tie for the NFC West title with 10-6 record but lose in first round of playoffs at New Orleans after a season in which two top players, QB Kurt Warner and RB

Marshall Faulk, miss a combined total of eight games with injuries. Rams score franchise record 540 points, including 57 point effort against San Diego Oct. 1 in which Rams scored on every possession (6 TDs, 5 FGs). Faulk scores NFL-record 26 touchdowns in 14 games and is a unanimous choice for NFL Most Valuable Player and repeats as Offensive Player of the Year. Warner, Faulk, Isaac Bruce, and Orlando Pace are selected to the Pro Bowl.

**2001** Martz appoints Lovie Smith defensive coordinator, Bobby April special teams coach, Ron Meeks secondary coach, Bill Kollar defensive line coach and promotes offensive assistant Ken Zampese to wide receivers coach, in January. Henry Ellard becomes offensive assistant. Rams draft three defensive players, DT Damione Lewis (12), S Adam Archuleta (20), and DT Ryan Pickett (29) in first round of NFL draft, continuing overhaul of that unit, April 21. Tackle Jackie Slater and defensive end Jack Youngblood are inducted into Pro Football Hall of Fame and, for the third time since AFC-NFC series began in 1970, Rams play in the Hall of Fame game, defeating Miami Dolphins, 17-10, Aug. 5-6. Rams become second team in NFL history to open season with 6-0 record in three consecutive years by defeating the New York Jets, 34-14, Oct. 21. The only other team to accomplish feat was Green Bay Packers (1929-31). Kurt Warner is named NFL Most Valuable Player and Marshall Faulk is named NFL Offensive Player of the Year. Rams win NFC West with 14-2 record, best in club history, and become first team in NFL history to score at least 500 points three consecutive seasons.

**2002** Rams defeat Green Bay 45-17 and Philadelphia 29-24 to win second NFC Championship in three years, advancing to Super Bowl XXXVI. New England defeats Rams, 20-17, on 48-yard field goal by Adam Vinatieri as game ended, Feb. 3. Isaac Bruce, Marshall Faulk, Kurt Warner, Orlando Pace, and Aeneas Williams are selected to Pro Bowl. Bruce, Warner, and Pace withdraw because of injuries. Torry Holt and Adam Timmerman are later added to NFC squad. Injuries play big role in 7-9 season as starters miss 45 games. Rams join 2001 Washington Redskins as only teams in league history to win next five games after starting the season 0-5. Marc Bulger becomes third Rams' QB since 1970 (Dieter Brock 7, 1985; Kurt Warner 6, 1999) to post at least six consecutive wins to start career. Rams stage two double-digit fourth-quarter comebacks for first time since 1989, rallying from 10 down to beat San Diego, 28-24, Nov. 10, and 17 down to beat archrival San Francisco, 31-20, Dec. 30.

**2003** Martz names Steve Fairchild offensive coordinator/quarterbacks coach, Perry Fewell secondary coach, Frank Falks tight





Rams Owner Georgia Frontiere celebrated Super Bowl XXXIV victory over Tennessee.

ends coach, and Bob Babich linebackers coach. Through trades and free agency, Rams acquire veterans C Dave Wohlabaugh, T Kyle Turley, TE Cameron Cleeland, P Sean Landeta, and S Jason Sehorn. Team selects DT Jimmy Kennedy (12), LB Pisa Tinoisamoa (43), WR Kevin Curtis (74), WR Shaun McDonald (106), and CB DeJuan Groce (107) with first five selections in 11-player draft class. After losing two of first three games, Rams win four straight and 11 of next 12 to win third division title and earn fourth playoff appearance in five seasons. The Rams go 12-4, posting their fourth 10+ win season in past five years.

**2004** After first-round bye, Rams lose in divisional playoff round to Carolina Panthers, 29-23, in double overtime, fifth longest playoff game in NFL history. The Rams place NFC-high six players in Pro Bowl, including three first-time selections (QB Marc Bulger, DE Leonard Little, K Jeff Wilkins) along with S Aeneas Williams (eighth), T Orlando Pace (fifth), and WR Torry Holt (third). Jim Hanifan, one of the outstanding offensive line coaches in NFL history, retires. The team names Larry Marmie defensive coordinator, Mike Stock special teams coach, John Benton assistant offensive line coach, and Joe Vitt linebackers coach. First-round pick RB Steven Jackson (24th overall) and third-round pick DE Anthony Hargrove (91st overall) highlight seven-member 2004 NFL Draft class. Rams celebrate 10th season in St. Louis by extending consecutive sellout streak to 85. Rams stage one of the most dramatic comebacks in franchise history at Seattle, rallying from 27-10 deficit with 5:43 to play with 17 points to force overtime. Rams then won on first possession of overtime, 33-27, Oct. 10.

**2005** After clinching fifth playoff berth in last six seasons, Rams complete three-game sweep of Seattle by winning wildcard game on road, 27-20, gaining first road playoff win since 1989, becoming first 8-8 team in NFL history to win playoff game. Rams lose following week at Atlanta, 47-17, in divisional round. T Orlando Pace and WR Torry Holt earn Pro Bowl selections. Rams name Bob Ligashesky special teams coach, Charles Bankins assistant special teams coach, Kurt Schottenheimer secondary coach, and Pat Carter offensive assistant. Rams select T Alex Barron (19th overall), CB Ronald Bartell (50th overall), S Oshiomogho Atogwe (66th overall), and G Richie Incognito (81st overall) among 11-man draft class. Rams get new artificial turf field, FieldTurf, at Edward Jones Dome. Head Coach Mike Martz leaves team after five games due to health reasons. Assistant Head Coach/Linebackers coach Joe Vitt leads team final 11 games. Rams stage dramatic comeback at Houston, overcoming 17-point fourth quarter deficit, scoring 10 points in final 30 seconds, to force overtime and win, 33-27.

**2006** Owner Georgia Frontiere names Scott Linehan as the 22nd head coach in franchise history on Jan. 19. Former NFL head coach Jim Haslett is named defensive coordinator, and Greg Olson is named offensive coordinator. After winning four of their first five games, the Rams lose seven of the next eight, then rally

with three consecutive victories to end season with 8-8 record. Two of the Rams' losses came on field goals on last play of game against Seattle, 30-28 in Week 6, and 24-22 in Week 9. Running back Steven Jackson earned first Pro Bowl berth with breakout season, including 1,528 yards rushing and 90 pass receptions. Marc Bulger and Torry Holt also are selected to play for NFC Pro Bowl team; Holt declined invitation because of pending off-season knee surgery.

**2007** Al Roberts named special teams coach, Jan. 29. Rams select Nebraska defensive lineman Adam Carricker as 12th player in first round of NFL draft, April 28. Wide Receiver Drew Bennett, tight end Randy McMichael, safety Todd Johnson, and linebacker Chris Draft headed the Rams' free agent class. St. Louis also traded for wide receiver-kick returner Dante Hall and defensive end James Hall in off-season. Rams were struck by unremitting string of injuries and finished with 3-13 record but became fifth franchise in league history to win 500 games with 16-6 victory over San Francisco Nov. 18. Wide receiver Torry Holt earned seventh Pro Bowl berth and safety Oshiomogho Atogwe led NFC with eight pass interceptions.

**2008** Owner Georgia Frontiere passes away Jan. 18, 2008. Frontiere's children, Chip Rosenbloom and Lucia Rodriguez take control of the team. Linehan overhauled coaching staff with appointments of offensive coordinator Al Saunders, quarterbacks coach Terry Shea, offensive line coach Steve Loney, running backs/assistant head coach Art Valero, and elevated Ron Milus to secondary coach; Milus had been assistant secondary coach. Bob Saunders was named offensive assistant/assistant wide receivers coach. The Rams lose first four games of the 2008 season and Linehan is relieved of his duties. Defensive Coordinator Jim Haslett is named head coach. The Rams win the first two games under Haslett, but lose 10 consecutive games to finish season with 2-14 record. RB Steven Jackson rushes for 1,042 yards in 12 games to become second running back in Rams history (Eric Dickerson, 1983-86) to rush for 1,000 yards in four consecutive seasons (2005-08). P Donnie Jones establishes franchise record with 50.0 yard gross punting average. Jones is second player in NFL history to record 50.0-yard gross punting average, joining Hall of Famer Sammy Baugh who averaged 51.4 yards in 1940 as a member of the Washington Redskins.

**2009** Rosenbloom and Rodriguez name Steve Spagnuolo as the new head coach Jan. 17, 2009. Spagnuolo names Pat Shurmur as offensive coordinator and Ken Flajole as defensive coordinator. The Rams place the franchise tag on safety Oshiomogho Atogwe, re-sign cornerback Ron Bartell and acquire free agents center Jason Brown, safety James Butler and fullback Mike Karney. With the second overall pick of the 2009 NFL Draft, the Rams chose tackle Jason Smith from Baylor.

**2010** Although the Rams did not achieve the success they envisioned on the field, Coach Spagnuolo built a solid foundation for the team to grow. In 2009, RB Steven Jackson was selected to his second Pro Bowl after rushing for an NFC-leading 1,416 yards, and while becoming the first Rams' running back to have five consecutive 1,000-yard seasons. On defense rookie LB James Laurinaitis became on the second rookie in franchise history to lead the team in tackles. K Josh Brown led the team in points and tied a franchise record with six field goals from 50 yards or more. P Donnie Jones became the Rams' all-time leading punter with a 48.0-yard career gross average.

In the offseason, the Rams added veteran free agents QB A.J. Feeley, LB Na'il Diggs, DT Fred Robbins, and C Hank Fraley. With the first overall pick of the 2010 NFL Draft, the Rams chose Oklahoma QB Sam Bradford. The Rams had 11 picks in the 2010 draft.

E. Stanley Kroenke becomes the majority owner of the St. Louis Rams. Kroenke becomes the eighth majority owner in the team's 73-year history. The St. Louis Rams retired No. 80, the jersey number worn by wide receiver Isaac Bruce. The Rams finish the season with a 7-9 record, good for second place in the NFC. The six-game improvement marks the second biggest turnaround in the NFL. RB Steven Jackson rushes for 1,241 yards to earn his third Pro Bowl invitation. In addition, after rushing for 110 yards against Tampa Bay, he becomes the franchise's all-time leading rusher, passing Hall of Famer Eric Dickerson. Rookie QB Sam Bradford earns NFL Rookie of the year honors and sets new NFL rookie records for attempts and completions while finishing with the second most passing yards by a rookie in NFL history. The seven wins are the most wins by a rookie quarterback chosen No. 1 in the NFL Draft. With the 14th overall pick of the 2011 NFL Draft, the Rams choose DE Robert Quinn from North Carolina.

**2011** RB Marshall Faulk became the first St. Louis Ram inducted into the Pro Football Hall of Fame. The 2011 season was another one filled with milestones for RB Steven Jackson. The three-time Pro Bowler rushed for 1,145 yards, his seventh-consecutive 1,000-yard season. He also moved into third in Rams history in yards from scrimmage and all-purpose yards and into sixth in team history in career receptions. After arriving from Denver in a

mid-season trade, WR Brandon Lloyd gave the offense a boost as he caught 51 passes 683 yards and five touchdowns. On the defensive side of the ball, the Rams were again paced by DE Chris Long and LB James Laurinaitis. Long recorded a career-high 13.0 sacks while adding 15 quarterback pressures and 16 hits. For the third time in as many seasons in St. Louis, Laurinaitis surpassed the 100 tackle mark as he led the team with 142 stops. At the conclusion of the 2011 season, Coach Spagnuolo and GM Billy Devaney are relieved of their duties.


**2012** Jeff Fisher was appointed as the club's 26th full-time head coach on January 17, 2012. The Rams hire Les Snead as the General Manager on February 14, 2012. Together, Fisher and Snead finalized a trade with the Washington Redskins that sent the second overall selection in the 2012 Draft to Washington. In exchange for the second overall pick, the Rams received Washington's first (sixth overall) and second (39th overall) round selections in the 2012 draft as well as the Redskins' first selection in the 2013 and 2014 drafts. On Draft day, the Rams trade down to 14th overall to acquire more picks and select DT Michael Brockers.

In Fisher's first year the NFL's youngest team battled to a 7-8-1 record while establishing a foundation for a bright future. The team traveled to London to play in the league's International Series vs. the Patriots on October 28, 2012.

Offensively, the Rams were led by RB Steven Jackson, who rushed for 1,042 yards to give him an eighth-consecutive season over the 1,000-yard mark. QB Sam Bradford set new career highs in yards (3,702), touchdown passes (21) and passer rating (82.5). WRs Danny Amendola (63 rec.- 666 yards-3 TD), Brandon Gibson (51-691-5) and rookie Chris Givens (42-698-3) led the way in the passing game, along with a strong second season from TE Lance Kendricks (42-519-4). On the defensive side of the ball, St. Louis tied for the NFL lead with 52 sacks and were tops in the league in sacks per pass play. DEs Chris Long (11.5) and Robert Quinn (10.5) paced the pass rush. LB James Laurinaitis led the team in tackles for a fourth straight season. Rookie Janoris Jenkins led the NFL with four defensive touchdowns. K Greg Zuerlein set a new team record with seven field goals of 50 yards or more, including a team-record 60-yarder. In the 2013 Draft, the Rams traded up in the first round to select WR Tavon Austin and used their second first round selection on LB Alec Ogletree.



Head Coach Jeff Fisher, General Manager Les Snead and COO Kevin Demoff during veteran mini camp on April 17, 2012.



QB Sam Bradford at Indianapolis Colts on August 12, 2012.



# A WINNING TRADITION



## **WORLD CHAMPIONS**

1945, 1951, 1999

## **NFC CHAMPIONS**

1979, 1999, 2001

## **NFL WESTERN CONFERENCE CHAMPIONS**

1945, 1949, 1950, 1951, 1955

## **NFL COASTAL DIVISION CHAMPIONS**

1967, 1969

## **NFC WEST CHAMPIONS**

1973, 1974, 1975, 1976, 1977, 1978, 1979, 1985, 1999, 2001, 2003

## **PLAYOFF APPEARANCES**

1945, 1949, 1950, 1951, 1952, 1955, 1967, 1969, 1973, 1974, 1975, 1976, 1977, 1978, 1979, 1980, 1983, 1984, 1985, 1986, 1988, 1989, 1999, 2000, 2001, 2003, 2004

## **AMERICAN BOWL CHAMPIONS**

1987 (England), 1989 (Japan), 1990 (Germany)





## OWNER/CHAIRMAN (1979-2008)

Georgia Frontiere created a remarkable legacy. She was recognized as one of America's most accomplished businesswomen and an exemplary humanitarian. Born in St. Louis, Georgia later returned to her hometown as chairman and owner of the St. Louis Rams.

Georgia competed and won on the field and in the boardroom. An astute team leader, Georgia led the Rams for 29 seasons with a winning tradition. As the First Lady of Sports in her native St. Louis, Frontiere led one of pro football's great franchises. The Rams were NFC Champions in 1979, 1999 and 2001. In 2000, the St. Louis Rams won Super Bowl XXXIV. Georgia was a goodwill ambassador taking the team to England in 1987, to Japan in 1989 and to Germany in 1990 where the Rams won all three contests and were named our nation's American Bowl Champions.

Three words describe Georgia best: *courage, compassion* and *commitment*. Georgia had the courage to fight life's greatest battles, to never give up and the compassion to help others. Concerned for former players' families, Georgia supported



the "Pre-'59ers," the 1000-plus NFL players who left the playing field before 1959 and did not qualify for the league's pension plan. She started the "Dire Need Fund" for the Los Angeles Chapter of the NFL Alumni Association which led to the creation of a league-wide NFL fund.

An accomplished golfer, Georgia often played in NFL Alumni events and was honorary chair for the 2003 event in St. Louis.

Georgia also was the honorary chair for "A Taste of Italy," an event that raised \$125,000 for Show Me Aquatics and Fitness, an inclusive organization assisting anyone from Olympic hopefuls to those with special needs.

Georgia was also committed to helping those in need through Variety – The Children's Charity, The Fulfillment Fund, St. Jude Children's Research Hospital and other charitable organizations.

The Rams Foundation, a dream of Georgia's from the moment she announced the franchise was relocating, has donated more than \$6 million in grants, merchandise and tickets to charities in the St. Louis area since the foundation was created in 1997.



Having grown up during World War II, Georgia remembered the young Americans who gave their lives fighting side by side with members of Great Britain's Royal Air Force. Together with actors Charlton Heston and James Stewart, Georgia chaired the efforts to raise funds to help construct the American Air Museum in Duxford, England. More than 30,000 names are etched on the walls of the Georgia Frontiere Gallery in the museum.

The museum, which houses many of the aircraft and other pieces from World War II, commemorates the American airmen who fought in the European aerial conflict. The museum opening in 1997 was dedicated by Queen Elizabeth and attended by Prince Philip and Heston. Georgia chaired the rededication of the Air Museum in 2002 with former President George H.W. Bush and Prince Charles.

Georgia's passions were music, poetry and her faith.

An accomplished soprano, she performed with the Beverly Hills Pops Orchestra, the St. Louis Symphony (an "Evening with Lerner and Lowe"), and was the featured soloist for the Easter Sunrise Services at the Hollywood Bowl in Los



Georgia with Rams Hall of Fame offensive tackle Jackie Slater.

Angeles. Parishioners attending Midnight Mass at St. Roch's Church in St. Louis were captivated by Georgia's stunning renditions of "Ave Maria" and "Oh Holy Night."

Her love of music and opera inspired Georgia to become a member of the Golden Horseshoe of the New York Metropolitan Opera and she was a member of the Founders of the Los Angeles Music Center Opera board. Georgia also funded scholarships for young students of the performing arts, allowing those students to pursue their educations.

Youngsters with other dreams have been beneficiaries of Georgia's more than \$1 million commitment to the Fulfillment Fund, an organization which sponsors more than 2,000 high school students who have college potential but whose financial opportunities are limited.

On January 18, 2008, Georgia passed away surrounded by her family. She is survived by Earle Weatherwax, her companion of 20 years, her children, Lucia Rodriguez and Chip Rosenbloom, and six grandchildren. She will be deeply missed.



Georgia celebrates the arrival of Rams football in her hometown of St. Louis.

# GEORGIA AT A GLANCE

## ON GEORGIA'S WATCH

- Of the 28 NFL teams in existence in 1980, the Rams are among seven who have participated in at least three Super Bowls.
- Since 1979, the Rams have won one Super Bowl championship, two NFC championships, and five division championships.
- Since 1979, the Rams have qualified for the playoffs 13 times and participated in 24 playoff contests. During that span the team has won at least 10 games 12 times.
- The Rams are one of four NFL teams (New England, New York Giants, and Pittsburgh Steelers) to participate in the Super Bowl in each of the last two decades.

## MAKING A DIFFERENCE

- Georgia played a principal part in the "Bikes For Kids" program, which annually provides bicycles for children of low-income families. Since the program's inception in 1996, almost 2,000 youngsters have received bicycles.
- The Rams annually support the United Way. Georgia appeared in a United Way public service announcement in 1997 and helped orchestrate the 25th anniversary of the NFL/United Way Partnership with a series of local activities in 1998. She was a member of the Alexis de Tocqueville Society for her contributions to the United Way, and served on the United Way Board of Directors.

## TRIBUTES

- Georgia was honored by St. Louis Variety, The Children's Charity, as its Woman of the Year for 2005.
- The American Heart Association honored Georgia, along with veteran news reporter Walter Cronkite, with the Missouriian Award.
- The St. Louis Ambassadors named Georgia "Sportsperson of the Year."
- St. Louis' Herbert Hoover Boys & Girls Club awarded her the National Service to Youth Award for 2005.
- Georgia was named the "First Lady" of the St. Louis "Old

Newsboys' Day" and was inducted into the Newsboys' Hall of Fame.

- The Orange County Sheriff's Advisory Council in California presented Georgia, the council's founder, with a special award to show its appreciation. The organization provides bulletproof vests, canine units, vehicles, and other essential equipment to law enforcement. She founded Project 999, which has raised nearly \$1 million to provide financial support for injured or fallen officers and their families.

- Georgia was a recipient of the Ellis Island Medal of Honor.

- Georgia held an honorary doctorate in philanthropy from Pepperdine University in Malibu, Calif.

## THE BOARDROOM

- Georgia was on the board of the St. Louis Herbert Hoover Boys & Girls Club.

- She was on the Board of Governors of Chapman College in Orange, Calif.

- Georgia served on the boards of Laumeier Sculpture Park and Cinema St. Louis.

- She was on the board of the Los Angeles Orphanage Guild.

- Georgia served on the board of the St. Louis Symphony and the St. Louis Zoo.

- She was a board member of the Crohn's and Colitis Foundation of America and a national board member of the American Foundation for AIDS Research.

- Georgia was a national board member of the St. John's Ambulance Brigade of Great Britain, which provides free ambulance and emergency services throughout the United Kingdom.

- She was on the board of Wings of Hope, a humanitarian organization that provides air transportation to those requiring emergency medical attention and supplies in the United States and in some of the most remote areas of the world.



Georgia on a special day in St. Louis - Super Bowl parade, 2000. Earle Weatherwax, her companion of 20 years, also enjoys the moment.

# THOUGHTS & REFLECTIONS ON GEORGIA

"Our mom was a beautiful person who lived an extraordinary life. She put up a courageous and brave fight. Thanks to her doctors and her spirit we were blessed with more time with her than expected.

"Our mom was dedicated to being more than the owner of a football team. She loved the Rams' players, coaches and staff. The warmth and generosity she exuded will never be forgotten.

"She will be missed by those who loved her and will be remembered as a kind and generous person. We will love her forever."

- **Statement from Georgia's daughter, Lucia Rodriguez and son, Chip Rosenbloom**

"Georgia Frontiere was instrumental in bringing professional football back to her native Missouri. She was a devoted mother, a passionate owner and an advocate for the less fortunate. I always enjoyed my time with Georgia and her family. She was a good friend and business partner. She will be dearly missed."

- **Statement from Stan Kroenke, Vice Chairman/Owner**

"It's been my privilege for twenty-eight years to work for a loyal, generous, and supportive owner who was totally committed to her football team. This is an enormous loss for me and for the Rams' organization. All of our prayers and sympathy go out to her family."

- **Statement from John Shaw, Senior Advisor/Owners' Representative**

"Georgia loved people and laughed often. She engaged herself in all of our lives and looked for the best in others and gave her best to all...She made the world a better place for all of us. Thank you, Georgia, for sharing your life and your Rams with me."

- **Statement from Jay Zygmunt, Former President of Football Operations/General Manager**

"Georgia was a wonderful person and owner. She was kind, generous and concerned with all of us who loved or worked for her beloved Rams. Whether it was dinner and a movie or the thoughtful and festive holiday party for Rams players and staff, Georgia made you feel like part of her family. The Rams are known for their diversity epitomized by their female owner and Georgia's primary criteria for her employees regardless of gender, race or ethnicity was passion for her team. She will be missed."

- **Statement from Bob Wallace, General Counsel**

"Georgia Frontiere loved life, and its adventures, more than anyone I knew. She was a remarkable woman. She was eccentric and colorful and unpredictable and never dull. And what a life. What an improbable and unimaginable life. If you wrote a book about all of her days and nights, people would dismiss it as fiction, except that it happened.

"No wonder Georgia didn't want to give up, didn't want to leave, didn't want the journey, the escapade, to end. The doctors told Georgia's family months ago that she didn't have much time left, but she battled on with as much toughness as the roughest Rams player.

"She outlived the predictions, outlasted the doctors, and extended that wonderful life..."

"In the time I spent with her, she was kind and gen-

erous with people. She did a lot of things behind the scenes to help various causes; one time she heard that a church in the city needed a roof, and she paid for it. And there were at least a hundred stories like that, stories that never got out."

- **Excerpts from "Georgia gave her hometown an NFL team – and a lot more," Bernie Miklasz, St. Louis Post-Dispatch, January 19, 2008**

"Georgia was unique in her life as wife, mother and the owner of her Rams (that's how she referred to her beloved football team). Her love was extended and touched so many...That will be missed immensely!"

- **Statement from Jack Youngblood, Former Rams Defensive End and Hall of Fame Player**

"It's an end of an era. She was the only active woman owner in sports and she took her team to the Super Bowl three times. That's hard enough to do just once. She cared about the players. I remember when she came back from Europe with a couple outfits for my daughters, who were young kids. It was not something that your average owner would do."

- **Statement from Vince Ferragamo, Former Rams Quarterback**

"[Susan and I] would like to offer our deepest condolences to Georgia's family and to the Ram family as well. Saying goodbye is never easy for us, especially when it involves the special people in our lives. We will truly miss Georgia; she was one of a kind."

- **Statement from Merlin Olsen, Former Rams Defensive Tackle and Hall of Fame Player**

"My first experience with Georgia was motherly. When I was drafted in 1984, the next day Georgia sent a bouquet of roses to my mother, promising her that she would take care of her son. From that point on, I was considered one of Georgia's sons, and was proud of that fact. I think she was outstanding for the Rams, as well as the National Football League. She will be truly missed."

- **Statement from Isaac Bruce, Former Rams Wide Receiver**

"Georgia Frontiere was the first lady of sports in her native St. Louis.

"She returned pro football to St. Louis and brought the city its first Super Bowl championship. She had a deep love for her Rams and all the people who contributed to the success of her franchise and the NFL, especially former players.

"Her philanthropic work was legendary and wide ranging, but her special focus was retired NFL players and the arts. She was a talented and wonderful person."

- **Statement from Roger Goodell, NFL Commissioner**

"Georgia Frontiere brought a professional football team back to her hometown of St. Louis. Her Rams have almost always fielded entertaining teams – and their two trips to the Super Bowl were occasions of great civic celebration. For that, she earned the lasting gratitude of local sports fans.

"Even more of us, though, will remember Georgia for her big heart. Her Rams Foundation, a model of its kind, has supported the programs of hundreds of local organizations dedicated to kid's health, literacy, recreation, and youth football."

- **Statement from Francis G. Slay, Mayor, City of St. Louis**



Georgia with running back Marshall Faulk.

Georgia embraces former head coach Dick Vermeil and quarterback Kurt Warner after the Rams clinched the 1999 NFC West Championship with a victory over the Carolina Panthers.



Georgia and former Rams coach Dick Vermeil pose with the Lombardi Trophy after the Rams victory over Tennessee in Super Bowl XXXIV.

Georgia unveils the jersey of Rams Hall of Fame offensive lineman Jackie Slater at a ceremony honoring Slater's induction into the Rams Ring of Fame.








# CARROLL ROSENBLOOM

OWNER COLTS, RAMS (1953-79)



Carroll Rosenbloom was a legendary and towering figure among NFL owners, who left a mighty legacy and served as a powerful inspiration for his wife, Georgia, and their children, Chip and Lucia.

Rosenbloom was an architect of the modern NFL, which has become the most-watched, anticipated, and admired sports entity in American history. During his dynamic, 26-year NFL career, Rosenbloom compiled a remarkable 226-116-8 record, with a winning percentage of .660, the greatest won-loss achievement of any NFL owner.

Rosenbloom came to the NFL in 1953 and took the Baltimore Colts from the bottom of the league to the top, winning world championships in 1957, '58, and in 1970 (Super Bowl V). The Colts also won an NFL title in 1968 and played in Super Bowl III.

From 1957 through 1978, Rosenbloom teams endured just one losing season and posted a combined record of 210-85-7, a .710 winning percentage. From 1964 through 1978, the Colts and Rams were 156-49-7 for a .760 percentage.

"C.R.'s" indelible mark on the NFL was evident not only by his teams' on-field success but by his vision and boldness.

Rosenbloom was one of three owners (Pittsburgh's Art Rooney and Cleveland's Art Modell followed) who agreed to move their franchises to the American Football Conference to ensure a balanced league after the NFL merged with the American Football League in 1970. Rosenbloom also was an architect in the planning and execution of the league's national television contracts and he made the most revolutionary move of all, trading franchises, the Colts for the Los Angeles Rams, in 1972. The Rams, under Rosenbloom's steady hand, won six consecutive NFC West championships (1973-78).

Rosenbloom passed away in 1979, survived by his wife Georgia, their children Lucia and Chip, and Suzanne, Danny, and Steve from his previous marriage.



# HOMES OF THE RAMS

## LEAGUE PARK CLEVELAND

**Years Played:** 1937-38, 1942, 1944-45

**Record:** 7-7 (.500)

**First Game:** 10/3/37, Rams defeated by Chicago Cardinals, 6-0

**Last Game:** 12/2/45, Rams defeated Boston Yanks, 20-7

**Highlights:** Rams finished 1945 season with 4-0 record at League Park, their first unbeaten home record.

## MUNICIPAL SATDIUM, CLEVELAND



**Years Played:** 1937, 1939-42, 1945

**Record:** 6-10-2 (.438)

**First Game:** 9/10/37, Rams defeated by Detroit Lions, 28-0

**Last Game:** 12/16/45, Rams defeated Washington Redskins, 15-14

**Highlights:** Bob Waterfield threw two touchdown passes to lead Rams to their first World Championship, 15-14, over Washington. It was final home game for Rams in Cleveland before moving to Los Angeles. Rams played first game as NFL franchise before 25,000 at Municipal Stadium, but lost to Detroit, 28-0.

## SHAW STADIUM (NAMED AFTER HIGH SCHOOL ON SHAW AVENUE), CLEVELAND

**Year Played:** 1938

**Record:** 1-1 (.500)

**First Game:** 9/17/38, Rams defeated by Chicago Cardinals, 7-6

**Last Game:** 10/2/38, Rams defeated Detroit Lions, 21-17

**Highlights:** The Rams' victory over Detroit was the first home win in franchise history.

## MEMORIAL COLISEUM, Los ANGELES



**Years Played:** 1946-79

**Record:** 145-79 (.647) (142-75 regular season; 3-4 postseason)

**First Game:** 9/29/46, Rams defeated by Philadelphia Eagles, 25-14

**Last Game:** 12/16/79, Rams defeated by New Orleans Saints, 29-14

**Highlights:** Norm Van Brocklin broke 17-17 tie in fourth quarter with 73-yard touchdown pass to Tom Fears as Rams claimed second World Championship, 24-17, over Cleveland Browns, 12/23/51. Rams posted winning home record in 26 of 34 seasons at Coliseum, including 7-0 mark

in 1973. Rams became first team in NFL history to score 70 points in game with 70-27 victory over Baltimore Colts, 10/22/50.

## ANAHEIM STADIUM, ANAHEIM


**Years Played:** 1980-94

**Record:** 61-57 (.517) (60-56 regular season; 1-1 postseason)


**First Game:** 9/7/80, Rams defeated by Detroit Lions, 40-21

**Last Game:** 12/24/94, Rams defeated by Washington Redskins, 24-21

**Highlights:** Eric Dickerson broke O.J. Simpson's single season rushing record with a 215-yard performance against Houston, 12/9/84. Dickerson finished season with 2,105 yards.



## BUSCH STADIUM, St. Louis



**Year Played:** 1995

**Record:** 3-1 (.750)

**First Game:** 9/10/95, Rams defeated New Orleans Saints, 17-13

**Last Game:** 10/22/95, Rams defeated by San Francisco 49ers, 44-10

**Highlights:** Rams vs. Saints was first NFL game in St. Louis since 1987.

## EDWARD JONES DOME, St. Louis

**Years Played:** 1995-present

**Record:** 62-67 (.481) (58-66 regular season; 4-1 postseason)



**First Game:** 11/12/95, Rams defeated Carolina Panthers, 28-17

**Highlights:** Jackie Slater became first player in NFL history to play 20 seasons with one team by starting against Carolina, 11/12/95. Rams scored season high 59 points against Atlanta, 11/10/96, the third highest point total in franchise history. Rams were unbeaten, 8-0, in regular season and 10-0 with two playoff wins in 1999, going 8-0 during the 2003 regular season as well.





THE 2013 MEDIA GUIDE OF THE  
**ST. LOUIS RAMS**

Edward Jones  Edward Jones  Edward Jones



Edward Jones



Edward Jones



Edward Jones



Edward Jones



Edward Jones



Edward Jones

Edward Jones



# ALL-TIME DRAFT



## 1937-2012 SELECTIONS BY SCHOOL

Abilene Christian .....2	Fresno State .....6	North Texas State .....6	Syracuse .....3
Alabama .....12	George Washington .....1	Northeastern .....1	Tampa .....2
Alabama A&M .....1	Georgia .....14	Northern Arizona .....3	Tenn.-Chattanooga .....1
Alabama State .....4	Georgia Southern .....2	Northern Illinois .....2	Tennessee .....13
Albright .....1	Georgia Tech .....17	Northwestern .....6	Tennessee State .....4
Alcorn State .....2	Grambling .....3	Northwestern State (LA) .....1	Tennessee Tech .....1
Allegheny College .....1	Hampton .....1	Notre Dame .....32	Texas .....21
Alma .....1	Hanover (IN) .....1	Occidental .....1	Texas A&I .....1
Appalachian State .....1	Hardin-Simmons .....1	Ohio State .....27	Texas A&M .....16
Arizona .....12	Harvard .....1	Ohio University .....2	Texas Christian .....7
Arizona State .....12	Hawaii .....6	Oklahoma .....25	Texas Mines .....1
Arkansas .....15	Heidelberg .....1	Oklahoma A&M .....1	Texas Southern .....2
Arkansas State .....1	Hillsdale (MI) .....3	Oklahoma City .....2	Texas Tech .....9
Arkansas Tech .....3	Hofstra .....2	Oklahoma State .....4	Texas Western .....1
Arkansas-Monticello .....1	Holy Cross .....4	Oregon .....23	Texas-Arlington .....2
Arkansas-Pine Bluff .....1	Houston .....13	Oregon State .....17	Toledo .....5
Army .....1	Howard .....1	Pacific .....10	Trinity (CT) .....2
Arnold (CT) .....1	Idaho .....4	Pacific Lutheran .....1	Trinity (TX) .....2
Auburn .....9	Illinois .....15	Page .....1	Tulane .....7
Austin (TX) .....2	Indiana .....11	Parsons .....1	Tulsa .....13
Azusa Pacific .....1	Iowa .....12	Penn State .....15	UNCL .....44
Bakersfield J.C. ....1	Iowa State .....1	Pittsburg State (KS) .....1	USC .....1
Baldwin-Wallace .....4	Jackson State .....5	Pittsburgh .....13	USC .....38
Ball State .....3	James Madison .....1	Portland State .....1	Utah .....6
Baylor .....17	Kansas .....10	Prairie View A&M .....1	Utah State .....6
Bishop (TX) .....1	Kansas State .....5	Purdue .....12	UTEP .....3
Boise J.C. ....1	Kent State .....2	Queen's (Ontario) .....1	Valparaiso .....2
Boise State .....2	Kentucky .....13	Rensselaer (NY) .....2	Vanderbilt .....7
Boston College .....9	Kentucky State .....1	Rhode Island .....2	Villanova .....9
Boston University .....2	Lafayette .....1	Rice .....6	Virginia .....8
Bowling Green .....2	Lakeland (WI) .....1	Richmond .....4	Virginia Military .....1
Brown .....1	Lamar .....2	Rutgers .....3	Virginia State .....1
Bucknell .....2	Langston (OK) .....1	Sam Houston State .....1	Virginia Tech .....4
Buffalo .....1	Lincoln (MO) .....1	San Bernardino Valley J.C. ....1	Virginia Union .....1
BYU .....3	Linfield (OR) .....2	San Diego State .....11	Wabash (IN) .....1
C.W. Post .....1	Lock Haven (PA) .....1	San Francisco .....3	Wake Forest .....5
Cal Poly-SLO .....4	Long Beach State .....1	San Jose State .....8	Washington .....38
Cal State-Fullerton .....1	Loras (IA) .....1	Santa Ana J.C. ....1	Washington & Jefferson .....1
Cal State-Los Angeles .....3	Louisville .....3	Santa Clara .....4	Washington State .....16
California .....14	LSU .....17	SMU .....8	Wayne State (NE) .....2
Cal-Riverside .....2	Louisiana-Lafayette .....1	Southern Mississippi .....1	Weber State .....4
Carnegie-Mellon .....1	Mankato State .....1	South Carolina .....7	West TX St/West TX A&M .....9
Carthage .....1	Marquette .....4	South Carolina State .....2	West Virginia .....11
Case Western Reserve .....2	Marshall .....1	South Dakota .....1	Westchester (PA) .....1
Catawba .....2	Maryland .....6	South Florida .....2	Western Kentucky .....1
Catholic .....1	McMurry State (TX) .....1	Southern .....5	Western Michigan .....1
Central Florida .....1	McNeese State .....4	Southern Connecticut .....1	Western New Mexico .....1
Central Michigan .....1	Memphis State .....7	Southern Illinois .....2	Wheaton .....1
Central State (MO) .....1	Mesa (CO) .....1	Southern Mississippi .....7	Whitworth .....1
Central Washington .....1	Miami (FL) .....13	Southern Oregon .....2	Wichita State .....3
Cincinnati .....8	Miami (OH) .....5	Southwestern .....1	Widener .....1
Citadel .....2	Michigan .....12	St. Ambrose (IA) .....2	Wiley College (TX) .....1
Clark (GA) .....1	Michigan State .....20	St. Augustine .....1	William & Mary .....2
Clemson .....12	Middle Tenn. State .....1	St. Joseph's (IN) .....1	Williamette .....1
Colgate .....3	Miles (AL) .....1	St. Mary's (CA) .....7	Winston-Salem .....1
College of Idaho .....2	Minnesota .....8	St. Norbert .....1	Wisconsin .....11
College of the Ozarks .....1	Mississippi .....6	Stanford .....10	Wisconsin-LaCrosse .....3
Colorado .....12	Mississippi College .....1	Stephen F. Austin .....2	Wisconsin-Whitewater .....3
Colorado College .....1	Mississippi State .....11	Sul Ross (TX) .....2	Wittenberg .....1
Colorado Mines .....1	Missouri .....6	SW Louisiana .....1	Wyoming .....4
Colorado State .....2	Missouri Western .....1	SW Missouri State .....1	Xavier .....1
Compton J.C. ....1	Montana .....3	SW Texas State .....1	Youngstown State .....1
Concordia (MN) .....1	Montana State .....4		
Cornell .....4	Moorhead State (MN) .....1		
Dakota Wesleyan .....1	MS Valley State .....1		
Dayton .....3	Murray State .....2		
Denver .....2	Navy .....1		
Drake .....2	NE Louisiana .....1		
Duke .....5	NE Oklahoma .....2		
Duquesne .....2	Nebraska .....23		
East Carolina .....2	Nevada-Reno .....1		
East Texas State .....1	New Haven (CT) .....1		
Eastern Illinois .....2	New Mex. Highlands .....1		
Eastern Kentucky .....2	New Mexico .....4		
Eastern Michigan .....1	New Mexico State .....5		
Eastern Washington .....2	NM Highlands .....1		
Elon College .....1	Norfolk State .....1		
Emporia State .....1	North Alabama .....1		
Fairmont State .....1	North Carolina .....10		
Florida .....11	North Carolina A&T .....2		
Florida A&M .....3	North Carolina Central .....3		
Florida State .....8	North Carolina State .....5		
Fordham .....5	North Dakota .....1		
Franklin (IN) .....1	North Dakota State .....2		

### TOP SCHOOLS

UCLA 44; Washington 38; USC 38; Notre Dame 32; Ohio State 27; Oklahoma 25; Nebraska 23; Oregon 23; Texas 21; Michigan State 20; Georgia Tech 17; Oregon State 17; Baylor 17; LSU 17; Texas A&M 16; Washington State 16; Arkansas 15.

### FIRST ROUND DRAFT CHOICES BY POSITION

Running Backs	33
Offensive Linemen	21
Defensive Linemen	13
Linebackers	10
Wide Receivers	9
Defensive Backs	5
Quarterbacks	3
Tight Ends	1
Punters/Kickers	0



# DRAFT CHOICES 1937-2013

## 2013

Rd.	Player	Pos.	College	Sel. #
1.	Tavon Austin	WR	West Virginia	8
	from Buffalo			
1.	Alec Ogletree	LB	Georgia	30
	from Atlanta			
3.	T. J. McDonald	S	USC	71
	from Buffalo			
3.	Stedman Bailey	WR	West Virginia	92
	from Atlanta			
4.	Barrett Jones	OL	Alabama	113
5.	Brandon McGee	CB	Miami	149
5.	Zac Stacy	RB	Vanderbilt	160
	from Houston			

## 2012

April 26-28

Rd.	Player	Pos.	College	Sel. #
1.	Michael Brockers	DT	LSU	14
	from Dallas			
2.	Brian Quick	WR	Appalachian State	33
2.	Janoris Jenkins	CB	North Alabama	39
	from Washington			
2.	Isaiah Pead	RB	Cincinnati	50
	from Chicago			
3.	Trumaine Johnson	CB	Montana	65
4.	Chris Givens	WR	Wake Forest	96
5.	Roquevious Watkins	OT	South Carolina	150
	from Chicago			
6.	Greg Zuerlein	K	Missouri Western	171
7.	Aaron Brown	LB	Hawaii	209
7.	Daryl Richardson	RB	Ablene Christian	252

## 2011

April 22-24

Rd.	Player	Pos.	College	Sel. #
1.	Robert Quinn	DE	North Carolina	14
2.	Lance Kendricks	TE	Wisconsin	47
3.	Austin Pettis	WR	Boise State	78
4.	Greg Salas	WR	Hawaii	112
5.	Jermale Hines	S	Ohio State	158
	from Falcons			
7.	Mikail Baker	S	Baylor	216
7.	Jabara Williams	LB	Stephen F. Austin	228
	from Ravens			
7.	Jonathan Nelson	S	Oklahoma	229
	from Falcons			

## 2010

April 22-24

Rd.	Player	Pos.	College	Sel. #
1.	Sam Bradford	QB	Oklahoma	1
2.	Rodger Saffold	OT	Indiana	33
3.	Jerome Murphy	CB	South Florida	65
4.	Mardy Gilyard	WR	Cincinnati	99
5.	(A) Michael Hoomanawanui	TE	Illinois	132
5.	(B) Hall Davis	DE	Louisiana-Lafayette	149
	from Philadelphia			
6.	(A) Fendi Onobun	TE	Houston	170
6.	(B) Eugene Sims	DE	West Texas A&M	189
7.	(A) Marquis Johnson	CB	Alabama	211
7.	(B) George Selvie	DE	South Florida	226
	from Atlanta			
8.	(C) Josh Hull	LB	Penn State	254
	compensatory selection			

## 2009

April 25-26

Rd.	Player	Pos.	College	Sel. #
1.	Jason Smith	T	Baylor	2
2.	James Laurinaitis	LB	Ohio State	35
3.	Bradley Fletcher	CB	Iowa	66
4.	Darell Scott	DT	Clemson	103
5.	Choice to Atlanta			
5.	Brooks Foster	WR	North Carolina	160
	from Atlanta			
6.	Choice to Atlanta			
6.	Keith Null	QB	West Texas A&M	196
	from Atlanta			
7.	Chris Ogbonnaya	RB	Texas	211

## 2008

April 26-27

Rd.	Player	Pos.	College	Sel. #
1.	Chris Long	DE	Virginia	2
2.	Donnie Avery	WR	Houston	33
3.	John Greco	T	Toledo	65
4.	(A) Justin King	CB	Penn State	101
4.	(B) Keenan Burton	WR	Kentucky	128
	from Packers			

5.	Roy Schuening	G	Oregon State	157
	from Titans thru Washington			
6.	Choice to Washington			
6.	Choice to Washington			
7.	Choice to Green Bay			
7.	(A) Chris Chamberlain	LB	Tulsa	228
	from Washington			
8.	(B) David Vobora	LB	Idaho	252
	compensatory selection			

## 2007

April 28-29

Rd.	Player	Pos.	College	Sel. #
1.	Adam Carriker	DL	Nebraska	13
2.	Brian Leonard	RB	Rutgers	52
3.	Choice to Kansas City			
3.	Jonathan Wade	CB	Tennessee	84
4.	Choice to Detroit			
5.	Dustin Fry	C	Clemson	139
	from Detroit			
5.	Clifton Ryan	DT	Michigan State	154
	from Detroit thru St. Louis			
6.	Ken Shackleford	T	Georgia	190
7.	Choice to Miami			
7.	(A) Keith Jackson	DT	Arkansas	248
	compensatory selection			
7.	(B) Derek Stanley	WR	Wisconsin-Whitewater	249
	compensatory selection			

## 2006

April 29-30

Rd.	Player	Pos.	College	Sel. #
1.	Tye Hill	CB	Clemson	15
	from Denver			
2.	Joe Klopfenstein	TE	Colorado	46
3.	(A) Kloude Wroten	DT	LSU	68
	from San Francisco thru Denver			
3.	(B) Jon Alston	LB	Stanford	77
3.	(C) Dominique Byrd	TE	USC	93
	from Denver thru Atlanta and Green Bay			
4.	Victor Adeyanju	DE	Indiana	113
	from San Diego			
5.	Marques Hagans	WR	Virginia	144
6.	Choice to Green Bay			
7.	(A) Tim McGarigle	LB	Northwestern	221
7.	(B) Mark Setterstrom	G	Minnesota	242
	compensatory selection			
7.	(C) Tony Palmer	G	Missouri	243
	compensatory selection			

## 2005

April 23-24

Rd.	Player	Pos.	College	Sel. #
1.	Alex Barron	T	Florida State	19
2.	Ronald Bartell	CB	Howard	50
3.	(A) Oshiomogbo Atogwe	S	Stanford	66
	from Miami			
3.	(B) Richie Incognito	G	Nebraska	81
4.	(A) Jerome Carter	S	Florida State	117
4.	(B) Claude Terrell	G	New Mexico	134
	compensatory selection			
5.	Jerome Collins	TE	Notre Dame	144
	from N.Y. Giants thru San Diego and Tampa Bay			
6.	(A) Dante Ridgeway	WR	Ball State	192
6.	(B) Reggie Hodges	P	Ball State	210
	compensatory selection			
7.	Choice to Tampa Bay			
7.	(A) Ryan Fitzpatrick	QB	Harvard	250
	compensatory selection			
7.	(B) Madison Hedgecock	FB	North Carolina	251
	compensatory selection			

## 2004

April 24-25

Rd.	Player	Pos.	College	Sel. #
1.	Steven Jackson	RB	Oregon State	24
	from Denver thru Cincinnati			
2.	Choice to New Orleans			
2.	Anthony Hargrove	DE	Georgia Tech	91
4.	Choice to Cincinnati			
4.	Brandon Chillar	LB	UCLA	130
	compensatory selection			
5.	Jason Shivers	S	Arizona State	158
6.	Jeff Smoker	QB	Michigan State	201
	compensatory selection			
7.	Choice to Indianapolis			
7.	(A) Erik Jensen	TE	Iowa	237
	compensatory selection			
7.	(B) Larry Turner	C	Eastern Kentucky	238
	compensatory selection			

**2003***April 26-27*

Rd.	Player	Pos.	College	Sel. #
1.	Jimmy Kennedy	DT	Penn State	12
2.	Pisa Tinoisama	LB	Hawaii	43
3.	Kevin Curtis	WR	Utah State	74
4.	(A) Shaun McDonald	WR	Arizona State	106
4.	(B) DeJuan Groce	CB	Nebraska	107
	from Washington			
5.	(A) Dan Curley	TE	Eastern Washington	148
5.	(B) Shane Walton	CB	Notre Dame	170
	compensatory selection			
5.	(C) Kevin Garrett	CB	SMU	172
	compensatory selection			
6.	Scott Tercero	G	California	184
7.	Choice to New England			
7.	(A) Scott Shanle	LB	Nebraska	251
7.	(B) Richard Angulo	TE	Western New Mexico	254
	compensatory selection			

**2002***April 20-21*

Rd.	Player	Pos.	College	Sel. #
1.	Robert Thomas	LB	UCLA	31
2.	Travis Fisher	CB	Central Florida	64
3.	(A) Lamar Gordon	RB	North Dakota State	84
3.	(B) Eric Crouch	WR	Nebraska	95
	from Kansas City			
4.	Travis Scott	G	Arizona State	130
4.	Courtland Bullard	LB	Ohio State	167
	Choice to Indianapolis			
6.	Steve Bellisari	S	Ohio State	205
	from New England			
7.	Chris Massey	LS	Marshall	243

**2001***April 21-22*

Rd.	Player	Pos.	College	Sel. #
1.	(A) Damione Lewis	DT	Miami (FL)	12
	from Kansas City			
1.	(B) Adam Archuleta	S	Arizona State	20
1.	(C) Ryan Pickett	DT	Ohio State	29
	from Tennessee			
2.	Tommy Polley	LB	Florida State	42
	Choice to Arizona			
3.	Brian Allen	LB	Florida State	83
4.	(A) Milton Wynn	WR	Washington State	116
4.	(B) Brandon Manumakana	TE	Arizona	129
	compensatory selection			
5.	Jerametrious Butler	CB	Kansas State	145
	from Washington			
5.	Choice to Washington			
6.	Choice to Washington			
6.	Francis St. Paul	WR	Northern Arizona	197
	compensatory selection			
7.	Choice to Green Bay			

**2000***April 15-16*

Rd.	Player	Pos.	College	Sel. #
1.	Trung Canidate	RB	Arizona	31
2.	Jacoby Shepherd	CB	Oklahoma State	62
3.	John St. Clair	C	Virginia	94
4.	Kaulana Noa	T	Hawaii	104
	from Chicago			
4.	Choice to Chicago			
5.	Brian Young	DE	UTEP	139
5.	Choice to Chicago thru Detroit			
6.	Matt Bowen	S	Iowa	198
7.	Andrew Kline	G	San Diego State	220
	from Detroit			
7.	Choice to Chicago			

**1999***April 17-18*

Rd.	Player	Pos.	College	Sel. #
1.	Torry Holt	WR	North Carolina State	6
2.	Choice to Indianapolis			
2.	Dre' Bly	CB	North Carolina	41
	from New Orleans			
3.	Rich Coady	S	Texas A&M	68
4.	Joe Germaine	QB	Ohio State	101
5.	Choice to Indianapolis			
5.	Cameron Spikes	G	Texas A&M	145
	from Baltimore			
6.	Lionel Barnes	DE	NE Louisiana	176
7.	Choice to Green Bay			
7.	Rodney Williams	P	Georgia Tech	252
	compensatory selection			

**1998***April 18-19*

Rd.	Player	Pos.	College	Sel. #
1.	Grant Wistrom	DE	Nebraska	6
2.	Robert Holcombe	RB	Illinois	37
3.	Leonard Little	DE	Tennessee	65
	from New York Jets			
3.	Choice to New York Jets			
4.	(A) Az-Zahir Hakim	WR	San Diego State	96
	from San Diego			
4.	(B) Roland Williams	TE	Syracuse	98
5.	Raymond Priestner	RB	Clemson	129
6.	Glenn Rountree	G	Clemson	159
7.	Choice to New York Jets			
7.	Jason Chorak	DE	Washington	236
	compensatory selection			

**1997***April 19-20*

Rd.	Player	Pos.	College	Sel. #
1.	Orlando Pace	T	Ohio State	1
	from New York Jets			
1.	Choice to Seattle thru New York Jets and Tampa Bay			
2.	Choice to Chicago			
2.	Dexter McCleon	CB	Clemson	40
	from Chicago			
3.	Choice to Denver thru New York Jets			
4.	Choice to New York Jets			
4.	Ryan Tucker	C	TCU	121
	from Miami			
5.	Choice to San Diego			
5.	Taje Allen	CB	Texas	158
	from Denver			
6.	Choice to Miami			
6.	Muadinvieta Kazadi	LB	Tulsa	179
	from Houston			
7.	Choice to Philadelphia thru New York Jets			
7.	Cedric White	DE	North Carolina A&T	215

**1996***April 20-21*

Rd.	Player	Pos.	College	Sel. #
1.	(A) Lawrence Phillips	RB	Nebraska	6
	Choice to Chicago			
1.	(B) Eddie Kennison	WR	LSU	18
	from Chicago			
2.	(A) Tony Banks	QB	Michigan State	42
2.	(B) Ernie Conwell	TE	Washington	59
	from Pittsburgh			
3.	Jerald Moore	RB	Oklahoma	83
	from Chicago			
4.	Percell Gaskins	LB	Kansas State	105
5.	Fred Miller	T	Baylor	141
6.	(A) Derrick Harris	RB	Miami (FL)	175
6.	(B) Hayward Clay	TE	Texas A&M	201
	from Dallas thru Chicago			
7.	Chuck Osborne	DT	Arizona	222

**1995***April 22-23*

Rd.	Player	Pos.	College	Sel. #
1.	Kevin Carter	DE	Florida	6
2.	(A) Zach Wiegert	T	Nebraska	38
2.	(B) Jesse James	T	Mississippi State	62
	from San Francisco			
3.	Steve McLaughlin	K	Arizona	82
	from Detroit			
4.	Lovell Pinkney	WR/TE	Texas	115
	from Detroit			
5.	Mike Scurlock	DB	Arizona	140
6.	Choice to San Diego			
7.	(A) Gerald McBurrows	DB	Kansas	214
7.	(B) Herman O'Berry	DB	Oregon	220
	from New Orleans			
7.	(C) Bronzell Miller	DE/LB	Utah	239
	compensatory selection			
7.	(D) Johnny (JT) Thomas	WR	Arizona State	240
	compensatory selection			

**1994***April 24-25*

Rd.	Player	Pos.	College	Sel. #
1.	Choice to Indianapolis			
1.	Wayne Gandy	T	Auburn	15
	from San Diego thru San Francisco			
2.	(A) Isaac Bruce	WR	Memphis State	33
2.	(B) Toby Wright	S	Nebraska	49
	compensatory selection			
2.	(C) Brad Otis	DE	Wayne State (NE)	56
	from San Francisco			
3.	(A) Keith Lyle	S	Virginia	71
3.	(B) James Bostic	RB	Auburn	83
	from Atlanta thru Indianapolis			

3.	(C) Ernest Jones.....	LB.....	Oregon.....	100
	from Philadelphia thru San Francisco			
4.	Chris Brantley.....	WR.....	Rutgers.....	108
	Choice to New England thru Arizona			
6.	(A) Rickey Brady.....	TE.....	Oklahoma.....	167
6.	(B) Ronald Edwards.....	T.....	North Carolina A&T.....	198
	from Dallas			
7.	Choice to Kansas City			

## 1993

April 25-26

Rd.	Player	Pos.	College	Sel. #
1.	Jerome Bettis.....	RB.....	Notre Dame.....	10
2.	Troy Drayton.....	TE.....	Penn State.....	39
3.	Russell White.....	RB.....	California.....	73
	from Indianapolis			
4.	Choice to San Diego			
5.	(A) Sean LaChapelle.....	WR.....	California.....	122
5.	(B) Chuck Belin.....	G.....	Wisconsin.....	127
	from Indianapolis			
6.	Deral Boykin.....	S.....	Louisville.....	146
7.	Brad Fichtel.....	C.....	Eastern Illinois.....	179
8.	(A) Jeff Buffaloe.....	P.....	Memphis State.....	206
8.	(B) Maa Tanuvasa.....	T.....	Hawaii.....	209
	from Cleveland			

## 1992

April 26-27

Rd.	Player	Pos.	College	Sel. #
1.	Sean Gilbert.....	DL.....	Pittsburgh.....	3
2.	Steve Israel.....	DB.....	Pittsburgh.....	30
3.	(A) Mark Boutte.....	DL.....	LSU.....	57
	from Indianapolis			
3.	(B) Todd Kinchen.....	WR.....	LSU.....	60
4.	Shawn Harper.....	G.....	Indiana.....	87
5.	Chris Crooms.....	DB.....	Texas A&M.....	114
6.	Joe Campbell.....	RB.....	Middle Tenn. State.....	144
7.	Darryl Ashmore.....	T.....	Northwestern.....	171
8.	Ricky Jones.....	QB.....	Alabama State.....	198
9.	T.J. Rubley.....	QB.....	Tulsa.....	228
10.	Tim Lester.....	RB.....	Eastern Kentucky.....	255
11.	(A) Brian Townsend.....	LB.....	Michigan.....	281
	from Indianapolis			
11.	(B) Brian Thomas.....	WR.....	Southern.....	282
12.	Kevin Harris.....	C.....	Miami (FL).....	312

## 1991

April 21-22

Rd.	Player	Pos.	College	Sel. #
1.	Todd Lyght.....	CB.....	Notre Dame.....	5
2.	Roman Phifer.....	LB.....	UCLA.....	31
3.	Choice to Detroit			
4.	Choice to Denver			
4.	Robert Bailey.....	CB.....	Miami (FL).....	107
	from Los Angeles Raiders			
5.	Robert Young.....	DT.....	Mississippi State.....	116
6.	Neal Fort.....	T.....	BYU.....	143
7.	Tyrone Shelton.....	FB.....	William & Mary.....	170
8.	Patt Tyrance.....	LB.....	Nebraska.....	201
9.	Jeff Fields.....	DT.....	Arkansas State.....	228
10.	Choice to San Diego			
11.	Terry Crews.....	DE.....	Western Michigan.....	281
12.	(A) Jeff Pahunkoa.....	G/T.....	Washington.....	311
	from Denver			
12.	(B) Ernie Thompson.....	RB.....	Indiana.....	312

## 1990

April 22-23

Rd.	Player	Pos.	College	Sel. #
1.	Bern Brostek.....	C.....	Washington.....	23
2.	Pat Terrell.....	S.....	Notre Dame.....	49
3.	Latin Berry.....	RB.....	Oregon.....	78
4.	Choice to Detroit			
5.	Choice to New York Jets			
6.	Tim Stallworth.....	WR.....	Washington State.....	161
7.	Kent Elmore.....	P.....	Tennessee.....	190
8.	(A) Ray Savage.....	LB.....	Virginia.....	198
	from Tampa Bay			
8.	(B) Elbert Crawford.....	C.....	Arkansas.....	216
9.	Tony Lomack.....	WR.....	Florida.....	245
10.	Stephen Bates.....	LB.....	James Madison.....	272
11.	Bill Goldberg.....	NT.....	Georgia.....	301
12.	David Lang.....	RB.....	Northern Arizona.....	327

## 1989

April 23-24

Rd.	Player	Pos.	College	Sel. #
1.	(A) Bill Hawkins.....	DE.....	Miami (FL).....	21
1.	(B) Cleveland Gary.....	RB.....	Miami (FL).....	26
	from Buffalo			
2.	(A) Frank Stams.....	LB.....	Notre Dame.....	45
	from Indianapolis			
2.	(B) Brian Smith.....	LB.....	Auburn.....	48
2.	(C) Darryl Henley.....	CB.....	UCLA.....	53
	from Buffalo			
3.	Kevin Robbins.....	T.....	Michigan State.....	75
4.	Jeff Carlson.....	QB.....	Weber State.....	102
5.	Alfred Jackson.....	WR.....	San Diego State.....	135
6.	(A) Thom Kaumeyer.....	S.....	Oregon.....	148
	from San Diego			
6.	(B) Mark Messner.....	LB.....	Michigan.....	161
7.	George Bethune.....	LB.....	Alabama.....	188
8.	Warren Wheat.....	T.....	BYU.....	215
9.	Vernon Kirk.....	TE.....	Pittsburgh.....	242
10.	Mike Williams.....	WR.....	Northeastern.....	269
11.	Choice to Tampa Bay			
12.	Choice to Tampa Bay			

## 1988

April 24-25

Rd.	Player	Pos.	College	Sel. #
1.	Choice to Los Angeles Raiders through Houston			
1.	(A) Gaston Green.....	RB.....	UCLA.....	14
	from Buffalo			
1.	(B) Aaron Cox.....	WR.....	Arizona State.....	20
	from Indianapolis			
2.	(A) Anthony Newman.....	DB.....	Oregon.....	35
2.	(B) Willie Anderson.....	WR.....	UCLA.....	46
	from San Diego			
2.	(C) Fred Strickland.....	LB.....	Purdue.....	47
	from Indianapolis			
3.	Choice to Washington			
3.	Mike Piel.....	DT.....	Illinois.....	64
	from Washington			
4.	Choice to Washington			
5.	(A) Robert Delpino.....	RB.....	Missouri.....	117
5.	(B) James Washington.....	S.....	UCLA.....	137
	from Washington			
6.	(A) Keith Jones.....	RB.....	Nebraska.....	147
6.	(B) Jeff Knapton.....	DT.....	Wyoming.....	165
	from Washington			
7.	Choice to Denver			
8.	Darryl Franklin.....	WR.....	Washington.....	201
9.	Pat Foster.....	DT.....	Montana.....	231
10.	R.C. Mullen.....	T.....	SW Louisiana.....	258
11.	Choice to San Diego			
12.	Choice to Washington			
12.	Jeff Beathard.....	RB.....	Southern Oregon.....	333
	from Washington			

## 1987

April 28-29

Rd.	Player	Pos.	College	Sel. #
1.	Choice to Houston			
2.	Donald Evans.....	DE.....	Winston-Salem.....	47
3.	Cliff Hicks.....	CB.....	Oregon.....	74
4.	(A) Doug Bartlett.....	NT.....	Northern Illinois.....	91
	from Houston			
4.	Choice to Chicago			
4.	(B) Larry Kelm.....	LB.....	Texas A&M.....	108
	from Cleveland			
5.	Choice to Houston			
5.	Scott Mersereau.....	DT.....	Southern Connecticut.....	136
6.	Choice to New York Giants			
6.	John Embree.....	TE.....	Colorado.....	166
	from Chicago			
7.	Choice to Philadelphia			
8.	Michael Stewart.....	S.....	Fresno State.....	213
9.	Tracy Ham.....	RB.....	Georgia Southern.....	240
10.	David Smith.....	LB.....	Northern Arizona.....	272
11.	Choice to Denver			
12.	(A) Alonzo Williams.....	RB.....	Mesa (CO).....	326
12.	(B) Fred Stokes.....	T.....	Georgia Southern.....	332
	from Cleveland			

## 1986

April 29-30

Rd.	Player	Pos.	College	Sel. #
1.	Mike Shad	T	Queen's (Ontario)	23
2.	Tom Newberry	G	Wisconsin-LaCrosse	50
3.	Hugh Millen	QB	Washington	71
	from Detroit thru San Francisco			
4.	Choice to Philadelphia			
5.	Choice to San Diego			
6.	(A) Robert Jenkins (Cox)	T	UCLA	144
	from Indianapolis			
6.	(B) Lynn Williams	RB	Kansas	160
7.	Choice to Indianapolis			
8.	(A) Steve Jarecki	LB	UCLA	195
	from Tampa Bay			
8.	(B) Hank Goebel	T	Cal State-Fullerton	216
9.	Elbert Watts	CB	USC	243
10.	Garrett Brealand	LB	USC	273
11.	Chul Schwanke	RB	South Dakota	300
12.	Choice to Indianapolis			
12.	Marcus Dupree	RB	Oklahoma	327
	from Denver			

## 1985

April 30-May 1

Rd.	Player	Pos.	College	Sel. #
1.	Jerry Gray	S	Texas	21
2.	Chuck Scott	WR	Vanderbilt	50
3.	Dale Hatcher	P	Clemson	77
4.	Choice to Minnesota			
5.	Kevin Greene	LB	Auburn	113
	from Buffalo			
5.	Choice to Houston thru Kansas City			
6.	(A) Mike Young	WR	UCLA	161
	from Chicago			
6.	(B) Damon Johnson	TE	Cal Poly-SLO	162
7.	Danny Bradley	RB	Oklahoma	189
8.	Marlon McIntyre	FB	Pittsburgh	218
9.	Gary Swanson	LB	Cal Poly-SLO	245
10.	Duval Love	G	UCLA	274
11.	(A) Doug Flutie	QB	Boston College	285
	from Indianapolis			
11.	(B) Kevin Brown	S	Northwestern	301
12.	Choice to Tampa Bay			

## 1984

May 1-2

Rd.	Player	Pos.	College	Sel. #
1.	Choice to Kansas City			
2.	Choice to Cleveland			
3.	Choice to Detroit			
4.	Choice to Washington thru Houston			
5.	Hal Stephens	DE	East Carolina	133
	from Detroit			
5.	Choice to Kansas City			
6.	Choice to Houston			
7.	George Radachowsky	CB	Boston College	188
8.	Ed Brady	LB	Illinois	215
9.	George Reynolds	P	Penn State	242
10.	(A) Norwood Vann	LB	East Carolina	253
	from Houston			
10.	(B) Joe Dooley	CB	Ohio State	294
11.	Michael Harper	RB	USC	273
	from Chicago			
11.	Dwayne Love	RB	Houston	301
12.	(A) Rod Fisher	CB	Oklahoma State	309
	from Houston			
12.	(B) Moe Bias	LB	Illinois	328

## 1984 SUPPLEMENTAL

June 5

Rd.	Player	Pos.	College	Sel. #
1.	William Fuller	DE	North Carolina	21
	Philadelphia, USFL			
2.	Rick Johnson	QB	Southern Illinois	48
	Oklahoma, USFL			
3.	Jim Byrne	DT	Wisconsin-LaCrosse	75
	New Jersey, USFL			

## 1983

April 26-27

Rd.	Player	Pos.	College	Sel. #
1.	Eric Dickerson	RB	SMU	2
	from Houston			
1.	Choice to Seattle thru Houston			
2.	(A) Henry Ellard	WR	Fresno State	32
2.	(B) Mike Wilcher	LB	North Carolina	36
	from San Francisco			

3.	Choice to San Francisco			
4.	(A) Chuck Nelson	K	Washington	87
	from Denver thru San Francisco			
4.	Choice to Houston			
4.	(B) Vince Newsome	S	Washington	97
	from New York Giants			
4.	(C) Doug Reed	DE	San Diego State	111
5.	Choice to Detroit			
5.	Otis Grant	WR	Michigan State	134
	from San Diego			
6.	Gary Kowalski	T	Boston College	144
7.	Jeff Simmons	WR	USC	171
8.	Troy West	S	USC	200
9.	Jack Belcher	C	Boston College	227
10.	Choice to Minnesota			
11.	Danny Triplett	LB	Clemson	282
12.	Clete Casper	QB	Washington State	311

## 1982

April 27-28

Rd.	Player	Pos.	College	Sel. #
1.	Choice to Baltimore			
1.	Barry Redden	RB	Richmond	14
	from Washington			
2.	Choice to Baltimore			
3.	Choice to Washington			
3.	Bill Bechtold	C	Oklahoma	67
	from Houston			
4.	Jeff Gaylord	LB	Missouri	89
5.	(A) Wally Kersten	T	Minnesota	117
	from Seattle			
5.	(B) Doug Barnett	DE	Azusa Pacific	118
6.	Kerry Locklin	TE	New Mexico State	145
7.	Choice to Pittsburgh thru Washington			
7.	Joe Shearin	G	Texas	181
	from Detroit			
8.	(A) A.J. (Jam) Jones	RB	Texas	202
8.	(B) Mike Reilly	LB	Oklahoma	207
	from Houston			
10.	Bob Speight	T	Boston University	229
10.	Miles McPherson	DB	New Haven (CT)	256
11.	Ricky Coffman	WR	UCLA	285
12.	Raymond Coley	DT	Alabama A&M	312

## 1981

April 28-29

Rd.	Player	Pos.	College	Sel. #
1.	Mel Owens	LB	Michigan	9
	from Washington			
1.	Choice to Washington			
2.	Choice to Minnesota thru Washington and Baltimore			
2.	Jim Collins	LB	Syracuse	43
	from Miami			
3.	Choice to Kansas City			
3.	(A) Greg Meisner	DT	Pittsburgh	63
	from Tampa Bay			
3.	(B) Robert Cobb	DE	Arizona	66
	from Washington			
4.	George Lijja	C	Michigan	104
	from Buffalo			
4.	Choice to Green Bay thru Washington			
5.	Choice to Washington			
6.	William Daniels	DT	Alabama State	158
7.	(A) Ron Battle	TE	North Texas State	175
7.	(B) Mike Clark	DE	Florida	190
8.	Art Plunkett	T	UNLV	216
9.	Ron Seawall	LB	Portland State	242
10.	Robert Alexander	RB	West Virginia	269
11.	Marcellus Greene	CB	Arizona	296
12.	Jairo Penaranda	RB	UCLA	328

## 1980

April 29-30

Rd.	Player	Pos.	College	Sel. #
1.	Johnnie Johnson	S	Texas	17
	from Cleveland			
1.	Choice to Cleveland			
2.	Irv Pankey	T	Penn State	50
	from Washington			
2.	Choice to Washington			
3.	(A) Jewell Thomas	RB	San Jose State	58
	from San Francisco			
3.	(B) LeRoy Irvin	CB	Kansas	70
	from Oakland			
3.	(C) Phil Murphy	DT	South Carolina State	82
4.	Choice to Cleveland			
5.	Choice to Atlanta thru Washington			
6.	Mike Guman	RB	Penn State	154
	from New England thru Cleveland			
6.	Choice to Kansas City			



7.	Kirk Collins	CB	Baylor	176
	from Kansas City			
7.	Gerry Ellis	RB	Mississippi	192
8.	Tom Pettigrew	T	Eastern Illinois	220
9.	George Farmer	WR	Southern	248
10.	Bob Gruber	T	Pittsburgh	276
11.	Terry Greer	QB	Alabama State	304
12.	Kevin Scanlon	QB	Arkansas	332

## 1979

May 3-4

Rd.	Player	Pos.	College	Sel. #
1.	(A) George Andrews	LB	Nebraska	19
	from Oakland			
1.	(B) Kent Hill	T	Georgia Tech	26
2.	Eddie Hill	RB	Memphis State	54
3.	(A) Jeff Moore	WR	Tennessee	58
	from Kansas City			
3.	(B) Mike Wellman	C	Kansas	81
	from New England			
3.	Choice to Tampa Bay through Washington, Miami, and Oakland			
4.	Derwin Tucker	DB	Illinois	99
	from San Diego			
4.	Jerry Wilkinson	DT	Oregon State	108
5.	Choice forfeited			
5.	Victor Hicks	TE	Oklahoma	122
	from Cleveland			
6.	Choice to Cleveland			
7.	Jeff Delaney	DB	Pittsburgh	190
8.	Choice to Kansas City			
9.	Jeff Rutledge	QB	Alabama	246
10.	(A) Larry Willis	WR	Alcorn State	268
	from Kansas City			
10.	(B) Grady Ebensberger	DT	Houston	273
11.	Jesse Deramus	DT	Tennessee State	301
12.	Drew Hill	WR	Georgia Tech	326

## 1978

May 2-3

Rd.	Player	Pos.	College	Sel. #
1.	Elvis Peacock	RB	Oklahoma	20
	from Chicago thru Cleveland			
1.	Choice to Cleveland			
2.	(A) Stan Johnson	DT	Tennessee State	46
	from Cleveland			
2.	(B) Ronnie Smith	WR	San Diego State	53
3.	(A) Frank Corral	P	UCLA	78
	from Washington			
3.	(B) Leon White	C	Colorado	80
4.	Mark Manges	QB	Maryland	105
5.	Choice to San Diego			
6.	Choice to Tampa Bay			
7.	Reggie Doss	DE	Hampton	189
8.	Choice to Washington			
9.	Andre Anderson	DE	New Mexico State	246
10.	Charles Peal	T	Indiana	273
11.	Ron Hostetler	LB	Penn State	303
12.	Gus Coppers	T	UCLA	330

## 1977

May 3-4

Rd.	Player	Pos.	College	Sel. #
1.	Bob Brudzinski	LB	Ohio State	23
2.	(A) Nolan Cromwell	S	Kansas	31
	from Seattle			
2.	(B) Billy Waddy	RB/WR	Colorado	50
	from Washington thru San Diego			
2.	Choice to Seattle			
3.	(A) Ed Fulton	G	Maryland	68
	from San Diego			
3.	(B) Wendell Tyler	RB	UCLA	79
4.	(A) Vince Ferragamo	QB	Nebraska	91
	from New Orleans			
4.	(B) Eary Jones	DE	Memphis State	107
5.	(A) Donnie Hickman	G	USC	130
	from Washington			
5.	(B) Jeff Williams	G	Rhode Island	134
6.	Art Best	RB	Kent State	156
	from Denver			
6.	Choice to New Orleans			
7.	Choice to Washington			
8.	Rod Bockwoldt	DB	Weber State	218
9.	Choice to Washington			
10.	Don Peterson	TE	Boston College	274
11.	Carson Long	K	Pittsburgh	302
12.	Barry Caudill	C	Southern Mississippi	330

## 1976

April 8-9

Rd.	Player	Pos.	College	Sel. #
1.	Kevin McLain	LB	Colorado State	26
2.	(A) Pat Thomas	DB	Texas A&M	39
	from Green Bay			
2.	(B) Ron McCartney	LB	Tennessee	53
3.	Jackie Slater	G	Jackson State	86
4.	Gerald Taylor	WR	Texas A&I	96
	from Tampa Bay			
4.	Choice to Houston thru Philadelphia and Green Bay			
5.	(A) Carl Ekern	LB	San Jose State	128
	from San Diego			
5.	(B) Ken Bordelon	DE	LSU	149
5.	(C) Dwight Scales	WR	Grambling	159
	from Tampa Bay			
6.	Choice to Washington			
7.	Larry Buie	DB	Mississippi State	207
8.	Choice to Washington			
9.	Jeb Church	DB	Stanford	263
10.	Freeman Johns	WR	SMU	288
11.	Brian Nemeth	TE	South Carolina	316
12.	Jim Jodat	RB	Carthage	344
13.	Steve Hamilton	QB	Emporia State	373
14.	Al Bursleson	DB	Washington	400
15.	Malcolm Campbell	WR	Cal State-Los Angeles	429
16.	Rick Gage	WR	Arkansas Tech	456
17.	Gary Shaw	DB	BYU	485

## 1975

January 28-29

Rd.	Player	Pos.	College	Sel. #
1.	(A) Mike Fanning	DT	Notre Dame	9
	from Green Bay			
1.	(B) Dennis Harrah	G	Miami (FL)	11
	from Philadelphia			
1.	(C) Doug France	T	Ohio State	20
2.	(A) Monte Jackson	DB	San Diego State	28
	from Baltimore thru Green Bay			
2.	(B) Leroy Jones	DE	Norfolk State	48
3.	Choice to San Diego thru Chicago			
3.	(A) Geoff Reece	C	Washington State	67
	from Green Bay			
3.	(B) Dan Nugent	TE	Auburn	87
	from Philadelphia			
4.	Rod Perry	DB	Colorado	98
5.	(A) Wayne Hammond	DT	Montana State	112
	from Kansas City			
5.	(B) Fred Nuzum	C	Kentucky	126
6.	Choice to Chicago thru San Diego			
6.	Darius McCarthy	WR	South Carolina State	140
	from Green Bay			
7.	Pat Haden	QB	USC	176
8.	John Washington	DB	Tulane	204
9.	Gordy Reisel	LB	Stanford	229
10.	Choice to Chicago			
11.	Howard Strickland	RB	California	281
12.	Chandler Williams	WR	Lincoln (MO)	307
13.	A.J. Jacobs	DB	Louisville	332
14.	Arthur Allen	WR	Clark (GA)	360
15.	Alvin White	QB	Oregon State	385
16.	Francis Reynolds	RB	Alcorn State	410
17.	Skip Boyd	P	Washington	438

## 1974

January 29-30

Rd.	Player	Pos.	College	Sel. #
1.	John Cappelletti	RB	Penn State	11
1.	Choice to Baltimore			
2.	Bill Simpson	DB	Michigan State	50
3.	Al Oliver	T	UCLA	76
4.	(A) Norris Weese	QB	Mississippi	99
	from Washington			
4.	(B) Frank Johnson	T	Cal-Riverside	102
5.	Choice to Atlanta thru Minnesota and Philadelphia			
6.	Choice to Houston			
7.	John Harvey	RB	Texas-Arlington	158
	from San Diego			
7.	Choice to Washington			
8.	Choice to San Diego			
9.	(A) Don Hutt	WR	Boise State	213
	from Baltimore thru Washington			
9.	(B) Derek Williams	DB	Cal-Riverside	221
	from Detroit			
9.	Choice to Washington			
10.	Choice to Baltimore			
11.	Rich Hayes	T	Washington	284
12.	Roger Freberg	G	UCLA	310
13.	Pete Solverson	T	Drake	336
14.	Ananias Carson	WR	Langston (OK)	362
15.	Bob Thomas	K	Notre Dame	388
16.	Dave Ottmar	P	Stanford	414
17.	Willie Townsend	WR	Notre Dame	440

## 1973

*January 30-31*

Rd.	Player	Pos.	College	Sel. #
1.	Choice to New England			
2.	(A) Cullen Bryant	DB	Colorado	31
	from San Diego			
2.	(B) Ron Jaworski	QB	Youngstown State	37
2.	(C) Jim Youngblood	LB	Tennessee Tech	42
	from Kansas City			
3.	Tim Stokes	T	Oregon	60
	from San Diego			
3.	Choice to St. Louis			
4.	Choice to Oakland			
4.	(A) Eddie McMillian	DB	Florida State	95
	from Kansas State			
4.	(B) Terry Nelson	TE	Arkansas-Pine Bluff	99
	from Green Bay			
5.	(A) Steve Jones	RB	Duke	115
5.	(B) Cody Jones	DE	San Jose State	129
	from Washington			
6.	(A) Jim Peterson	DE	San Diego State	133
	from New Orleans thru Washington			
6.	(B) Jason Caldwell	WR	North Carolina Central	141
7.	(A) Steve Brown	LB	Oregon State	161
	from Chicago			
7.	(B) Bill DuLac	G	Eastern Michigan	167
	Choice to Washington			
9.	Jim Nicholson	T	Michigan State	219
	Choice to Washington			
11.	(A) Jeff Innon	RB	North Carolina Central	271
11.	(B) Willie Jackson	WR	Florida	285
	from Washington			
12.	Robert Storck	DT	Wisconsin	297
13.	(A) Rod Milburn	WR	Southern	323
13.	(B) Clint Spearman	LB	Michigan	335
	from Oakland			
14.	Walter Rhone	DB	Central State (MO)	349
15.	(A) Jerry Bond	DB	Weber State	375
15.	(B) Kurt Matter	DE	Washington	393
	from Washington			
16.	Fuller Cherry	DB	Arkansas-Monticello	401
17.	Fred Henry	RB	New Mexico	427

## 1972

*February 1-2*

Rd.	Player	Pos.	College	Sel. #
1.	Choice to New York Giants thru New England			
2.	Jim Bertelsen	RB	Texas	30
	from Denver thru San Diego			
2.	Choice to Oakland			
3.	Choice to New York Giants			
3.	Lawrence McCutcheon	RB	Colorado State	70
	from Cleveland			
4.	(A) John Saunders	DB	Toledo	87
	from Chicago			
4.	(B) Eddie Phillips	DB	Texas	95
5.	(A) Bob Childs	G	Kansas	120
	from Detroit			
5.	Choice to New York Giants thru Washington			
5.	(B) Bob Christiansen	TE	UCLA	125
	from Washington			
6.	Choice to Green Bay			
6.	Eddie Herbert	DT	Texas Southern	151
	from Washington			
7.	Choice to Oakland			
8.	Tom Graham	WR	Baldwin-Wallace	199
9.	Harry Howard	DB	Ohio State	225
10.	Jim Massey	DB	Linfield (OR)	251
	Choice to Oakland			
11.	Albert Schmidt	RB	Pittsburg State (KS)	280
	from Oakland			
12.	David Hoot	DB	Texas A&M	303
13.	Jaime Nunez	K	Weber State	329
14.	Larry Brooks	T	Virginia State	355
15.	Kenny Page	LB	Page	381
16.	Jim Kirby	WR	Long Beach State	407
17.	(A) Luther Palmer	TE	Virginia Union	433
17.	(B) John McKean	C	Oregon	436
	from Oakland			

## 1971

*January 28-29*

Rd.	Player	Pos.	College	Sel. #
1.	(A) Isiah Robertson	LB	Southern	10
	from Washington			
1.	(B) Jack Youngblood	DE	Florida	20
2.	Choice to Green Bay			
3.	Dave Elmendorf	DB	Texas A&M	63
	from Washington			
3.	Choice to Chicago			
4.	Steve Worster	RB	Texas	90
	from Green Bay			

4.	Choice to New Orleans			
5.	Choice to Green Bay thru Washington			
6.	Choice to Detroit thru Philadelphia			
7.	Choice to Chicago Bears			
8.	Tony Garay	DE	Hofstra	202
9.	Joe Schmidt	WR	Miami (FL)	228
10.	Don Poppewell	C	Colorado	254
11.	Charlie Richards	QB	Richmond	280
12.	Kirk Behrendt	T	Wisconsin-Whitewater	306
13.	Russell Harrison	RB	Kansas State	331
14.	Lionel Coleman	DB	Oregon	358
15.	Gary Kos	G	Notre Dame	384
16.	Ross Boice	LB	Pacific Lutheran	409
17.	(A) Randy Yataha	WR	Stanford	418
	from New Orleans			
17.	(B) Joe Sweet	WR	Tennessee State	435

## 1970

*January 27-28*

Rd.	Player	Pos.	College	Sel. #
1.	Jack Reynolds	LB	Tennessee	22
2.	Donnie Williams	WR	Prairie View A&M	35
	from San Francisco			
2.	Choice to San Francisco thru Philadelphia			
3.	Choice to Baltimore thru Philadelphia			
4.	Choice to Chicago Bears			
5.	Choice to New Orleans			
6.	Choice to Atlanta			
7.	(A) Ted Provost	DB	Ohio State	162
	from Philadelphia			
7.	(B) Bill Nelson	DT	Oregon State	168
	from Atlanta			
7.	Choice to Washington			
8.	Rich Saul	LB	Michigan State	204
9.	David Graham	T	New Mex. Highlands	230
10.	Vince Opalsky	RB	Miami (FL)	256
11.	David Bookert	RB	New Mexico	282
12.	Larry Arnold	QB	Hawaii	308
13.	Melvin Jones	WR	Florida A&M	334
14.	Bob Geddes	G	UCLA	360
15.	Dag Azam	K	West Texas State	386
16.	Roland Reichardt	K	West Texas State	412
17.	Don Crenshaw	DB	USC	437

## 1969

*January 28-29*

Rd.	Player	Pos.	College	Sel. #
1.	(A) Larry Smith	RB	Florida	8
	from Detroit			
1.	(B) Jim Seymour	SE	Notre Dame	10
	from Washington			
1.	(C) Bob Klein	TE	USC	21
	Choice to Detroit			
3.	Choice to St. Louis thru Detroit			
4.	John Zook	DE	Kansas	99
5.	Choice to Dallas			
6.	(A) A.Z. Drones	T	West Texas State	133
	from Atlanta			
6.	(B) Pat Curran	LB	Lakeland (WI)	151
7.	James Hawkins	DB	Nebraska	177
8.	Richard Harvey	DB	Jackson State	203
9.	Mike Foote	LB	Oregon State	229
10.	Jerry Gordon	T	Auburn	255
11.	Dave Svendsen	FL	Eastern Washington	281
12.	Tim Carr	QB	C.W. Post	307
13.	Roger Williams	DB	Grambling	333
14.	Ray Stephens	RB	Minnesota	359
15.	George Jurgur	LB	Washington	385
16.	Henry Higgs	LB	North Carolina State	411
17.	Jim Thorpe	DB	Hofstra	437

## 1968

*January 30-31*

Rd.	Player	Pos.	College	Sel. #
1.	Choice to Detroit			
2.	(A) Gary Beban	QB	UCLA	30
	from New Orleans			
2.	(B) Mike LaHood	G	Wyoming	51
3.	Choice to Pittsburgh			
4.	Choice to Chicago			
5.	Don Martin	K	Washington	135
6.	Bobby Webb	C	Southern Mississipp.	161
7.	Choice to Pittsburgh			
8.	Joe Williams	FL	Florida A&M	215
9.	Bob Richardson	T	Washington	243
10.	Allen Marcelin	FL	Parsons	269
11.	John Pergine	LB	Notre Dame	297
12.	Harold Jackson	FL	Jackson State	323
13.	Dean Halverson	LB	Washington	351
14.	Cephus Jackson	DB	Jackson State	377

15. Dennis Yell ..... T ..... Moorhead State (MN) 405  
 16. Jimmy Raye ..... QB/DB .. Michigan State..... 431  
 17. Choice to Philadelphia

**1967**

March 14

Rd. Player	Pos.	College	Sel. #
1. Choice to Minnesota			
2. Willie Ellison ..... HB..... Texas Southern ..... 33			
from Minnesota			
3. Choice to Green Bay			
4. Choice to Philadelphia			
5. Choice to Chicago Bears			
6. Nate Shaw ..... DB..... USC ..... 122			
7. Choice to Atlanta			
8. Choice to Philadelphia			
9. Choice to Chicago Bears			
9. Tommie Smith ..... HB..... San Jose State ..... 226			
10. Leon Moore ..... DB..... Tennessee State ..... 252			
11. Frank Horak ..... DB..... TCU ..... 278			
12. Pat Badjek ..... LB ..... Franklin (IN) ..... 304			
13. John Erisman ..... WR..... Miami (OH) ..... 330			
14. Walt Richardson ..... DT ..... Fresno State ..... 356			
15. Steve Bunker ..... TE ..... Oregon ..... 382			
16. Allen Sack ..... LB ..... Notre Dame ..... 408			
17. Bill Barnes ..... C ..... Washington ..... 434			

**1966**

November 27, 1965

Rd. Player	Pos.	College	Sel. #
1. Tom Mack ..... G..... Michigan ..... 2			
2. Mike Garrett ..... HB..... USC ..... 18			
3. Dick Tyson ..... G..... Tulsa ..... 34			
4. Henry Dyer ..... FB ..... Grambling ..... 50			
5. (A) Diron Talbert ..... T ..... Texas ..... 56			
5. (B) Dick Arndt ..... T ..... Idaho ..... 77			
6. Bruce Anderson ..... T ..... Willamette ..... 97			
7. George Youngblood ..... DB ..... Cal State-Los Angeles ..... 112			
8. Vilnis Ezernis ..... HB..... Wisconsin-Whitewater ..... 127			
9. Burton Matthies ..... HB..... Wayne State (NE) ..... 127			
10. Mike Capshaw ..... T ..... Abilene Christian ..... 142			
11. Darrell Hoover ..... HB..... Arizona ..... 157			
12. George Clayton ..... DB..... Fairmont State ..... 172			
13. Jake David ..... HB..... Lamar ..... 187			
14. Terry Parks ..... T ..... Cal State-Los Angeles ..... 202			
15. Mike Sullivan ..... WR..... Oregon State ..... 217			
16. Joe O'Brien ..... WR ..... Texas-Arlington ..... 232			
17. Dan Gilbert ..... T ..... Arkansas Tech ..... 247			
18. Ray Johnson ..... LB ..... Whitworth ..... 262			
19. Homer Williams ..... FL ..... USC ..... 277			
20. Bud Harrington ..... FB ..... Tulsa ..... 292			

**1965**

November 28, 1964

Rd. Player	Pos.	College	Sel. #
1. Clarence Williams ..... HB..... Washington State ..... 9			
2. Choice to Cleveland			
3. Fred Brown ..... E/LB .. Miami (FL) ..... 37			
4. Mike Strofolino ..... LB ..... Villanova ..... 50			
5. (A) Frank Marchlewski .. C ..... Minnesota ..... 60			
5. (B) Doug Woodlief ..... LB ..... Memphis State ..... 65			
6. Bill Harrison ..... WR..... Elon College ..... 78			
7. Anthony Guillory ..... G ..... Lamar ..... 93			
8. Stan Dzura ..... T ..... California ..... 106			
9. Ronnie Caveness ..... LB ..... Arkansas ..... 121			
10. Jim Hurt ..... HB ..... Western Kentucky ..... 134			
11. Merlin Werl ..... FB ..... McNeese State ..... 149			
12. Bob Werl ..... WR ..... Miami (FL) ..... 162			
13. Brent Berry ..... T ..... San Jose State ..... 177			
14. Bill Robertson ..... E ..... Austin (TX) ..... 190			
15. Marvin Davis ..... E ..... Wichita State ..... 205			
16. Charlie Brown ..... T ..... Tulsa ..... 218			
17. Ed Blecksmith ..... B ..... USC ..... 233			
18. Leo Lowery ..... FB ..... Texas Tech ..... 246			
19. Billy Guy Anderson ..... QB..... Tulsa ..... 261			
20. Billy Scott ..... WR ..... NE Oklahoma ..... 274			

**1964**

December 2, 1963

Rd. Player	Pos.	College	Sel. #
1. Bill Munson ..... QB..... Utah State ..... 7			
2. Choice to Chicago Bears			
3. (A) John Mims ..... T ..... Rice ..... 31			
3. (B) Willie Brown ..... RB ..... USC ..... 32			
from Dallas			

3. (C) Jerry Richardson ... DB..... West Texas State ... 35			
3. (D) Roger Pillath ..... T ..... Wisconsin ..... 39			
4. Choice to New York Giants			
5. Ken Henson ..... C ..... TCU ..... 63			
6. Herman Johnson ..... HB..... Michigan State ..... 77			
7. John Varnell ..... T ..... West Texas State ..... 91			
8. Bucky Pope ..... WR ..... Catawba ..... 105			
9. Jerry Burton ..... B ..... Northwestern State (LA) 119			
10. (A) Ron Smith ..... QB..... Richmond ..... 131			
10. (B) Gary Larsen ..... T ..... Concordia (MN) ..... 133			
11. John Farris ..... T ..... San Diego State ..... 147			
12. Bill Dawson ..... WR ..... Florida State ..... 161			
13. Marvin Harris ..... C ..... Stanford ..... 175			
14. John Garrett ..... LB ..... Oklahoma ..... 189			
15. Mike Mayne ..... E ..... Idaho ..... 203			
16. Phil Zera ..... RB ..... St. Joseph's (IN) ... 217			
17. Jim Galmin ..... E ..... Tampa ..... 231			
18. Tom Smith ..... G ..... Villanova ..... 245			
19. Bob Cherry ..... E ..... Wittenberg ..... 259			
20. Bob Hohn ..... HB ..... Nebraska ..... 273			

**1963**

December 3, 1962

Rd. Player	Pos.	College	Sel. #
1. (A) Terry Baker ..... RB ..... Oregon State ..... 1			
1. (B) Rufus Guthrie ..... G ..... Georgia Tech ..... 10			
from Chicago Bears			
2. Tom Nomina ..... T ..... Miami (OH) ..... 15			
3. (A) Dave Costa ..... G ..... Utah ..... 29			
3. (B) John Baker ..... LB ..... Mississippi State ..... 37			
from Cleveland			
4. John Griffin ..... DB ..... Memphis State ..... 34			
5. (A) Joe Auer ..... B ..... Georgia Tech ..... 57			
5. (B) Roland Benson ..... T ..... Miami (FL) ..... 60			
from Philadelphia			
5. (C) Don Chuy ..... T ..... Clemson ..... 67			
from Pittsburgh			
6. (A) George Saines ..... RB ..... Michigan State ..... 71			
6. (B) Terry Monaghan ..... T ..... Penn State ..... 79			
from Cleveland			
7. Bill Zorn ..... T ..... Michigan State ..... 85			
8. Anton Peters ..... T ..... Florida ..... 99			
9. Mel Profit ..... E ..... UCLA ..... 113			
10. Curt Farrier ..... T ..... Montana State ..... 127			
11. Dave Theisen ..... B ..... Nebraska ..... 141			
12. Billy Moody ..... B ..... Arkansas ..... 155			
13. Al Hildebrand ..... T ..... Stanford ..... 169			
14. Alan Arbuse ..... T ..... Rhode Island ..... 183			
15. Larry Campbell ..... WR ..... Toledo ..... 197			
16. Walter Burden ..... LB ..... McNeese State ..... 211			
17. Jerral Wilson ..... LB/K ..... Southern Mississippi ..... 225			
18. Buddy Soefker ..... B ..... LSU ..... 239			
19. Dornel Nelson ..... B ..... Arizona State ..... 253			
20. Bill Redell ..... DB ..... Occidental ..... 267			

**1962**

December 4, 1961

Rd. Player	Pos.	College	Sel. #
1. (A) Roman Gabriel ..... QB..... North Carolina State ..... 2			
1. (B) Merlin Olsen ..... T ..... Utah State ..... 3			
2. Joe Carollo ..... T ..... Notre Dame ..... 16			
3. (A) John Meyers ..... T ..... Washington ..... 31			
3. (B) John Cornett ..... T ..... Rice ..... 33			
4. Art Perkins ..... FB ..... North Texas State ..... 44			
5. Choice to New York Giants			
5. (A) Jim Smith ..... T ..... Penn State ..... 60			
5. (B) Ben Wilson ..... FB ..... USC ..... 68			
from Philadelphia			
6. Choice to New York Giants			
7. (A) Sherwyn Thorson .. G ..... Iowa ..... 87			
7. (B) Jim Bakken ..... K ..... Wisconsin ..... 88			
from Dallas			
8. Dick Farris ..... G ..... North Texas State ..... 100			
9. Ike Lassiter ..... T ..... St. Augustine ..... 115			
10. Jim Norris ..... T ..... Houston ..... 129			
11. Bert Wilder ..... T ..... North Carolina State ..... 143			
12. Mary Marinovich ..... T ..... USC ..... 156			
13. Bob Fenside ..... HB ..... Bowling Green ..... 171			
14. Gary Henson ..... T ..... Colorado ..... 184			
15. Walter Nikirk ..... T ..... Houston ..... 199			
16. Ron Skufca ..... T ..... Purdue ..... 212			
17. David Steadman ..... T ..... Georgia Tech ..... 227			
18. Charlie Furlow ..... QB..... Mississippi State ..... 240			
19. Gerard Barto ..... T ..... Drake ..... 255			
20. Foster Andersen ..... T ..... UCLA ..... 268			

## 1961

*December 27-28, 1960*

Rd. Player	Pos.	College	Sel. #
1. Marlin McKeever	LB	USC	4
2. Elbert Kimbrough	E	Northwestern	18
3. (A) Harold Beatty	G	Oklahoma State	32
3. (B) Ron Miller	QB	Wisconsin	41
from Cleveland			
4. Choice to New York Giants			
4. Charlie Cowan	T	NM Highlands	45
from Washington			
5. Willie Hector	G	Pacific	60
6. (A) Bruce Olderman	T	Allegheny College	74
6. (B) Larry Wood	B	Northwestern	75
from Pittsburgh			
7. Bobby Smith	B	UCLA	88
8. Reg Carolan	E	Idaho	102
9. Duane Allen	E	Santa Ana J.C.	116
10. Joe Scibelli	T	Notre Dame	130
11. Job Lane	E	Baylor	144
12. Walt Mince	B	Arizona	158
13. Mike McKeever	G	USC	172
14. David (Deacon) Jones	T	MS Valley State	186
15. Ernie Wright	T	Ohio State	200
16. Mike Zeno	G	Virginia Tech	241
17. Chuck Allen	G	Washington	228
18. Bill Williamson	T	Bakersfield J.C.	242
19. Lou Zivkovich	T	New Mexico State	256
20. Al Lederle	E	Georgia Tech	270

## 1960

*Date Known*

Rd. Player	Pos.	College	Sel. #
1. Billy Cannon	B	LSU	1
Choice to Chicago Cardinals			
3. (A) Charley Britf	QB	Georgia	25
3. (B) Pervis Atkins	HB	New Mexico State	30
from Pittsburgh			
Choice to Chicago Cardinals			
5. Charley Janerette	T	Penn State	49
6. (A) Jerry Stalcup	G	Wisconsin	62
6. (B) Don Elersick	E	Washington State	66
from Pittsburgh			
7. Ron Morrison	T	New Mexico	73
8. Carrol Dale	E	Virginia Tech	86
9. Marv Luster	E	UCLA	97
10. Curtis McClinton	HB	Kansas	110
11. Ken Young	HB	Valparaiso	121
12. Doug Pat Brown	G	Fresno State	134
13. James Jones	E	SMU	145
14. Harold Stanger	C	North Texas State	158
15. Harry Rakowski	C	Citadel	169
16. Donald Kaczmarek	T	North Dakota	182
17. Emanuel Congedo	E	Villanova	193
18. Tom Gates	B	San Bernardino J.C.	206
19. Jim Boeke	T	Heidelberg	217
20. Royce Shelton	HB	Stephen F. Austin	230

## 1959

*December 2, 1958 (Rounds 1-4)  
January 21, 1959 (Rounds 5-30)*

Rd. Player	Pos.	College	Sel. #
1. (A) Dick Bass	RB	Pacific	2
from Philadelphia			
1. (B) Paul Dickson	T	Baylor	9
2. (A) Buddy Humphrey	QB	Baylor	16
from Washington			
2. (B) Don Brown	B	Houston	20
3. (A) Larry Hickman	B	Baylor	31
3. (B) Tom Franckhauser	E	Purdue	33
from Pittsburgh			
4. (A) Blanche Martin	B	Michigan State	43
4. (B) John Tracey	E	Texas A&M	44
from Chicago Bears			
4. (C) Bob Reifsnyder	T	Navy	45
from Pittsburgh			
5. John Lands	E	Montana State	65
6. Dave Painter	C	Tulane	69
7. Eddie Meador	B	Arkansas Tech	80
9. Bill Conner	E	Jackson State	93
9. Larry Cundiff	T	Michigan State	104
10. Alan Goldstein	E	North Carolina	117
11. Joe Kelly	B	New Mexico State	128
12. Mike Connelly	C	Utah State	141
13. Al Witcher	E	Baylor	152
14. Pete Davidson	T	Citadel	165
15. Walt Kelly	B	Houston	176
16. Ted Royal	C	Duke	189

17. Dave Wilemon	T	SMU	200
18. Dave Van Metre	E	Colorado College	213
19. Carver Shannon	B	Southern Illinois	224
20. Ross Coyle	E	Oklahoma	237
21. Marv Bergmann	T	Washington	248
22. Bill Meglen	G	Utah State	261
23. George Deiderich	G	Vanderbilt	272
24. Tom Campbell	B	Indiana	285
25. Bob Borah	E	Houston	296
26. Bill Strumke	B	Georgia	309
27. Alex Kroll	C	Rutgers	320
28. Rafer Johnson	B	UCLA	333
29. Ernie Moore	E	Alabama State	344
30. Don Millich	B	Washington	357

## 1958

*December 2, 1957 (Rounds 1-4)  
January 28, 1958 (Rounds 5-30)*

Rd. Player	Pos.	College	Sel. #
1. (A) Lou Michaels	T	Kentucky	3
from Washington			
1. (B) Jim (Red) Phillips	E	Auburn	5
2. Clendon Thomas	B	Oklahoma	19
3. Jim Jones	B	Washington	30
4. (A) Urban Henry	T	Georgia Tech	37
from Chicago Cardinals			
4. (B) John Guzik	G	Pittsburgh	41
4. (C) Frnak Woidzik	T	Buffalo	43
from Pittsburgh			
5. (A) Frank Ryan	QB	Rice	54
from Pittsburgh			
5. (B) John Baker	T	North Carolina Central	56
6. Floyd Iglehart	B	Wiley College (TX)	67
7. Bill Jobko	G	Ohio State	80
8. Bobby Marks	B	Texas A&M	91
9. Gene Salawaski	T	Purdue	104
10. Al Jacks	QB	Penn State	115
11. Gerry Schweitzer	E	Pacific	128
12. Ron Claiborne	T	Kansas	139
13. Anthony Koldziej	E	Michigan State	152
14. Bill Mason	B	UCLA	163
15. Richard Johnston	C	Southern Mississippi	176
16. Clint Westemeyer	E	St. Ambrose (IA)	187
17. Bill Thomas	C	Clemson	200
18. Coy Scott	T	McNeese State	211
19. Dick Dorsey	E	USC	224
20. George Colbert	B	Denver	235
21. Ron Parrish	QB	Linfield (OR)	248
22. Bill Steiger	E	Washington State	259
23. Gary Barry	B	East Texas State	272
24. Larry Harding	E	Michigan State	283
25. Bill Atkins	T	San Jose State	296
26. Corky Bridges	B	Central Washington	307
27. Alonzo Vereen	B	Florida A&M	320
28. Gordy Morrow	E	Michigan	331
29. O'Jay Bourgeois	B	Arizona State	344
30. Walter Fondren	B	Texas	354

## 1957

*November 27, 1956 (Rounds 1-4)  
January 31, 1957 (Rounds 5-30)*

Rd. Player	Pos.	College	Sel. #
1. (A) Jon Arnett	B	USC	1
1. (B) Del Shofner	B	Baylor	10
from New York Giants			
2. Jack Pardee	B	Texas A&M	13
3. (A) Billy Ray Smith	T	Arkansas	25
3. (B) George Strugar	DT	Washington	26
from Washington			
4. (A) Bobby Cox	B	Minnesota	37
4. (B) Lamar Lundy	E	Purdue	46
from New York Giants			
5. (A) Dean Derby	B	Washington	50
5. (B) Dick Enright	G	USC	56
from Washington			
6. Roy Williams	E	Georgia	63
7. Ed Gray	T	Oklahoma	74
8. (A) Roy Hord	T	Duke	87
8. (B) Charlie Bradshaw	T	Baylor	93
from Chicago Cardinals			
9. John Mitchell	C	TCU	98
10. Warren Spragg	T	Hillsdale (MI)	111
11. Don Smith	T	Miami (OH)	122
12. Don Klochak	B	North Carolina	135
13. Bob Wolfenden	B	Virginia Tech	146
14. Joe Lazzarino	T	Maryland	159
15. Ed Hinman	B	Wichita State	170
16. John Luck	T	Georgia	183
17. David Trippett	T	Hillsdale (MI)	194
18. Clarence Cook	E	Nebraska	207

19. Bill Zuhowski	T	Arizona State	218
20. Byron Beams	T	Notre Dame	231
21. Pat Pinkston	E	UCLA	242
22. Paige Cothren	B	Mississippi	255
23. Dalva Allen	B	Houston	266
24. Darryl Rogers	B	Fresno State	279
25. Jimmy Orr	B	Georgia	290
26. Dick Blakely	B	Minnesota	303
27. Clancy Osborne	E	Arizona State	314
28. Bob Gudath	E	Compton J.C.	327
29. Dean Maas	C	Minnesota	338
30. Lee Williams	B	Ohio State	351

## 1956

November 29, 1955 (Rounds 1-3)  
January 17, 1956 (Rounds 4-30)

Rd.	Player	Pos.	College	Sel. #
1.	(A) Joe Marconi	B	West Virginia	5
	from New York Giants			
1.	(B) Charlie Horton	B	Vanderbilt	10
1.	(A) Leon Clarke	E	USC	19
	from Detroit			
2.	(B) Hugh Pitts	C/B	TCU	22
3.	(A) A.D. Williams	DE	Pacific	31
	from Green Bay			
3.	(B) John Marshall	B	SMU	34
4.	(A) Willie Berzinski	B	Wisconsin-LaCrosse	45
	from Washington			
4.	(B) Jim Carmichael	E	California	47
5.	(A) Jim Freeman	E	Iowa	50
	from San Francisco			
5.	(B) Herb Nakken	B	Utah	52
	from Chicago Cardinals			
5.	(C) Jesse Whittenton	B	Texas Western	59
	Eddie Vincent	B	Iowa	71
7.	Jack Morris	B	Oregon	83
8.	George Boyer	LB	Florida State	95
9.	Maury Woolford	T	Louisville	107
10.	Charlie Sticka	B	Trinity (CT)	119
11.	Jim Decker	B	UCLA	131
12.	Em Lindbeck	B	Illinois	143
13.	Mike Norcia	B	Kent State	155
14.	Tom Runnels	B	North Texas State	167
15.	Dick Shatto	B	Kentucky	179
	Arnie Pelluer	E	Washington State	191
17.	Jack Butler	T	Kentucky	203
18.	Jack Klotz	T	Widener	215
19.	Charlie Dees	T	McNeese State	227
20.	John Coyne	T	Westchester (PA)	239
21.	Milton Robichaux	E	Trinity (TX)	251
22.	Dick Fouts	E	Missouri	263
23.	Al Paulson	B	Washington State	275
24.	Sam Williams	DE	Michigan State	287
25.	Glen Tunning	G	Pittsburgh	299
26.	Hardiman Cureton	T	UCLA	311
27.	Roger Seisel	T	Miami (OH)	323
28.	John Morrow	T	Michigan	335
29.	Mickey Bates	B	Illinois	347
30.	Dick Kackmeister	C	Central Michigan	358

## 1955

January 27-28

Rd.	Player	Pos.	College	Sel. #
1.	Larry Morris	C	Georgia Tech	6
2.	(A) Ron Waller	B	Maryland	14
2.	(B) Bob Long	B	UCLA	17
	from Pittsburgh			
2.	(C) Cecil (Corky) Taylor	B	Kansas State	18
2.	(D) Sid Fournet	T	LSU	19
	from New York Giants			
3.	Choice to New York Giants			
4.	(A) Tom Feamster	E	Florida State	39
4.	(B) Ed Fouch	T	USC	42
5.	Ed Kelley	B	Texas	54
6.	Corky Tharp	B	Alabama	66
7.	Frank Clayton	B	USC	70
8.	Billy Teas	B	Georgia Tech	90
9.	John Witte	T	Oregon State	102
10.	(A) Jesse Arnelle	E	Penn State	111
	from Baltimore			
10.	(B) Claude Harland	E	Texas Tech	114
11.	Joe Ray	T	UCLA	126
12.	Jim Hanifan	E	California	138
13.	Dave Parkinson	B	Texas	150
14.	George Elliott	B	NE Oklahoma	162
15.	Robert Hoerning	B	St. Norbert	174
16.	Charles Coates	T	Tulane	186
17.	Gene Mitcham	E	Arizona State	198
18.	Clyde Sweeney	T	West Virginia	210
19.	John Davis	E	Miles (AL)	222
20.	Jack Muldowney	T	Dayton	234
21.	Jerry Cvangross	T	Wisconsin	246

22. Ken Elmore	T	Texas Tech	258
23. George Medved	T	Florida	270
24. Bill Andrews	B	Trinity (TX)	282
25. Ralph Cook	T	Ball State	294
26. Lou Hallow	C	Wake Forest	306
27. Bruce Nevitt	C	Washington State	318
28. Jim Hoffman	B	Cincinnati	342
29. Bob How	B	Cincinnati	342
30. K.C. Jones	E	San Francisco	354

## 1954

January 28

Rd.	Player	Pos.	College	Sel. #
1.	Ed Beatty	C	Mississippi	9
2.	Maurice Gillioz	T	Houston	21
3.	(A) Jim Kincaid	B	South Carolina	28
	from Baltimore			
3.	(B) Tom Nickloff	E	USC	31
	from Washington			
3.	(C) Henry Hair	E	Georgia Tech	33
4.	(A) Lester McClelland	T	Syracuse	42
	from Pittsburgh			
4.	(B) Norm Nygaard	B	San Diego State	45
5.	(A) Charlie Allen	T	San Jose State	56
	from Philadelphia			
5.	(B) Art Hauser	T	Xavier	57
6.	Ken Panfil	T	Purdue	69
7.	Charley Weeks	T	USC	81
8.	George Black	E	Washington	93
9.	Alex Bravo	B	Cal Poly-SLO	105
10.	(A) Ed Hughes	B	Tulsa	116
	from Philadelphia			
10.	(B) Joe Katchik	E	Notre Dame	111
11.	Duane Wardlow	T	Washington	129
12.	Jack Maultsby	T	North Carolina	141
13.	Sam Hensley	E	Georgia Tech	153
14.	Mitchell Johnson	B	Bishop (TX)	165
15.	Ed Elliot	B	Richmond	177
16.	Roger Frey	T	Georgia Tech	189
17.	Ed Wilhelm	C	Houston	201
18.	Stan Sheriff	G	Cal Poly-SLO	213
19.	Frank Givens	B	Georgia Tech	225
20.	Bob Dougherty	B	Cincinnati	237
21.	Jerry Cooper	B	West Virginia	249
22.	Ray Pacer	T	Purdue	261
23.	Don Marks	B	California	273
24.	Ed Brookman	T	West Virginia	285
25.	Dick Miller	B	Baldwin-Wallace	297
26.	Glen Holtzman	T	North Texas State	309
27.	Eente Shine	E	Notre Dame	321
28.	Dick Mann	B	Case Western Reserve	333
29.	Dick Dietrick	E	Pittsburgh	345
30.	Frank Metzke	T	Marquette	357

## 1953

January 22

Rd.	Player	Pos.	College	Sel. #
1.	(A) Donn Moomaw	LB	UCLA	9
	from Philadelphia			
1.	(B) Ed Barker	E	Washington State	12
2.	Rudy Bukich	B	USC	24
3.	Bob Fry	T	Kentucky	36
4.	Willie Roberts	E	Tulsa	48
5.	Tom Scott	E	Virginia	60
6.	(A) Paul Miller	T	LSU	64
	from Washington			
6.	(B) Howie Waugh	B	Tulsa	72
7.	Bobby Reynolds	B	Nebraska	84
8.	Bob Morgan	T	Maryland	96
9.	Brad Myers	B	Bucknell	108
10.	Mick Lakos	B	Vanderbilt	120
11.	Jim Bailey	B	Miami (OH)	120
12.	Chuck Doud	G	UCLA	144
13.	Andy Matto	T	Cincinnati	156
14.	Frank James	G	Houston	168
15.	Tom Carroll	B	Oklahoma	180
16.	Ben DeLoe	T	Mississippi State	192
17.	Harland Svare	E	Washington State	204
18.	Lew Jones	T	Wabash (IN)	216
19.	Jack Ellena	T	UCLA	228
20.	Bob Morford	B	College of Idaho	240
21.	Dick Gordon	T	Toledo	252
22.	George Porter	T	SW Texas State	264
23.	Larry Willoughby	B	Fresno State	276
24.	Marlow Gudmundson	B	North Dakota State	288
25.	Ed Clemens	C	Dayton	300
26.	Louie Yourkowski	T	Washington	312
27.	Lou Welsch	C	USC	324
28.	Jim Murray	T	Montana	336
29.	Ray Lewis	E	Boise J.C.	348
30.	Fritz Phren	B	College of the Ozarks	359

## 1952

January 17

Rd.	Player	Pos.	College	Sel. #
1.	(A) Bill Wade	B.	Vanderbilt	1
	bonus choice			
1.	(B) Bob Carey	E.	Michigan State	12
2.	Bob Griffin	T.	Arkansas	24
3.	Dewey McConnell	E.	Wyoming	36
4.	(A) Ken Casner	T.	Baylor	39
	from Chicago Cardinals			
4.	(B) Volney (Skeet) Quinlan	B.	San Diego State	48
5.	Gordon Polofsky	B.	Tennessee	60
6.	(A) Duane Putnam	G.	Pacific	65
	from Pittsburgh			
6.	(B) Jerrell Price	T.	Texas Tech	72
7.	Burt Delevan	T.	Pacific	84
8.	Tom McCormick	B.	Pacific	96
9.	Byron Townsend	B.	Texas	108
10.	Luke Welch	T.	Baylor	120
11.	Sam Baker	B.	Oregon State	132
12.	Jake Roberts	B.	Tulsa	144
13.	Aubrey (Red) Phillips	C.	Texas Tech	156
14.	Joe Moss	T.	Maryland	168
15.	Bill Hegarty	T.	Villanova	180
16.	Bob Hooks	E.	USC	192
17.	John Griggs	C.	Kentucky	204
18.	Bob Dees	T.	SW Missouri State	216
19.	Harry Geldien	B.	Wyoming	228
20.	Ed Weber	B.	William & Mary	240
21.	Art Preston	B.	San Diego State	252
22.	Joe Pahr	B.	Valparaiso	264
23.	Choice to Cleveland			
24.	Rich Kelnhofer	G.	St. Ambrose (IA)	288
25.	Len Teeuws	T.	Tulane	300
26.	Frank Fuller	T.	Kentucky	312
27.	Hugh Meyer	C.	Texas A&M	324
28.	Granville Hart	B.	Southern Mississippi	336
29.	Gerry Perry	T.	California	348

## 1951

January 18-19

Rd.	Player	Pos.	College	Sel. #
1.	Bud McFadin	G.	Texas	10
2.	Herb Rich	B.	Vanderbilt	23
3.	Charley Toogood	T.	Nebraska	34
4.	George Kinek	B.	Tulane	46
5.	Tony Momsen	C.	Michigan	59
6.	Norb Hecker	E.	Baldwin-Wallace	70
7.	Alan Eglar	B.	Colgate	82
8.	Hugo Primiani	T.	Boston University	95
9.	Nolan Lang	B.	Oklahoma	106
10.	Roland Kirby	B.	Washington	118
11.	John Natyshak	B.	Tampa	131
12.	Don Hardy	B.	Pacific	142
13.	Joe Reid	C.	LSU	154
14.	Rob McCoy	B.	Georgia Tech	167
15.	Odie Posey	B.	Southern	178
16.	Bill Robertson	E.	Memphis State	190
17.	Hal Riley	E.	Baylor	203
18.	Dick Daugherty	G.	Oregon	214
19.	Andy Robustelli	E.	Arnold (CT)	226
20.	Jim Nutter	E.	Wichita State	239
21.	Earl Stelle	B.	Oregon	250
22.	Billy Baggett	B.	LSU	262
23.	Dean Thomas	T.	Michigan State	275
24.	Harry Abeltin	T.	Colgate	286
25.	Jackie Calvert	T.	Clemson	298
26.	Howie Ruetz	T.	Loras (IA)	311
27.	Al Brosky	B.	Illinois	322
28.	Sterling Wingo	B.	Virginia Tech	334
29.	Earl Jackson	B.	Texas Tech	347
30.	Alvin Hanley	B.	Kentucky State	358

## 1950

January 21-22

Rd.	Player	Pos.	College	Sel. #
1.	(A) Ralph Pasquariello	B.	Villanova	8
	from Chicago Cardinals			
1.	(B) Stan West	G.	Oklahoma	11
2.	Bob Fuchs	G.	Missouri	24
3.	Don Murray	T.	Penn State	37
4.	Ben Prator	E.	Texas	50
5.	Dick McKissack	B.	SMU	63
6.	Orville Langrell	T.	Oklahoma City	76
7.	Cliff Coggin	E.	Southern Mississippi	89
8.	Woodley Lewis	B.	Oregon	102
9.	Les Cowan	E.	McMurry State (TX)	115
10.	Jay Van Noy	B.	Utah State	128
11.	(A) Jay Roundy	B.	USC	136
	from New York Giants			

11.	(B) Fred Stuvek	G.	West Virginia	141
12.	John Lunney	G.	Arkansas	154
13.	Tom Winbiger	B.	College of Idaho	167
14.	Bill Trautwein	T.	Ohio State	180
15.	Dave Stephenson	C.	West Virginia	193
16.	Jim Maloney	E.	Fordham	205
17.	Harry Haugold	T.	Rensselaer (NY)	219
18.	Bobby Collier	T.	SMU	232
19.	John Smith	E.	Arizona	245
20.	Bill Young	B.	Hillsdale (MI)	258
21.	Bill Klein	E.	Hanover (IN)	271
22.	Doug Barber	B.	Dakota Wesleyan	284
23.	Jim Bird	T.	USC	297
24.	Joe Joiner	E.	Austin (TX)	310
25.	Dan (Deacon) Towler	B.	Washington & Jefferson	323
26.	Otto Haldy	T.	Mankato State	336
27.	Hal Kilman	T.	TCU	349
28.	Junior Morgan	E.	San Jose State	362
29.	Bob Hack	E.	Pacific	375
30.	Bill Lange	G.	Dayton	388

## 1949

December 21

Rd.	Player	Pos.	College	Sel. #
1.	Bobby Thomason	B.	Virginia Military	7
2.	George Sims	B.	Baylor	17
3.	Jim Winkler	T.	Texas A&M	27
4.	Norm Van Brocklin	QB.	Oregon	37
5.	Earl (Dixie) Howell	B.	Mississippi	47
6.	Charles Reynolds	B.	Texas Tech	57
7.	(A) Jerry Williams	B.	Washington State	63
	from Green Bay			
7.	(B) Jon Baker	G.	California	67
8.	John Waldrum	G.	Sul Ross (TX)	77
9.	Johnny Smith	E.	Arizona	87
10.	(A) George Buxsar	B.	Purdue	94
	from Green Bay			
10.	(B) Max Minnich	B.	Bowling Green	97
11.	Jim Cozad	T.	Iowa	107
12.	Bill Renna	G.	Santa Clara	117
13.	Paul Barry	B.	Tulsa	127
14.	Ed Carmichael	T.	Oregon State	137
15.	J.C. Dodd	B.	Sul Ross (TX)	147
16.	Joe Morgan	G.	Southern Mississippi	157
17.	Dick Sheffield	E.	Tulane	167
18.	Hillary Chollet	B.	Cornell	177
19.	Joe Leonard	T.	Virginia	187
20.	Lloyd Eisenberg	T.	Duke	197
21.	George Teufel	B.	Lock Haven (PA)	207
22.	Ed Hamilton	E.	Arkansas	217
23.	Walt Kersulis	E.	Illinois	227
24.	Fred Klemenok	B.	San Francisco	237
25.	Clay Matthews	T.	Georgia Tech	247

## 1948

December 19, 1947

Rd.	Player	Pos.	College	Sel. #
1.	Choice to Detroit			
2.	Tom Keane	B.	West Virginia	18
3.	Bruce Bailey	B.	Virginia	30
4.	George Grimes	B.	Virginia	40
5.	(A) Gene Ruzkowski	T.	Ohio University	49
	from Boston			
5.	(B) Noel Cudd	T.	West Texas State	50
6.	Bob Walker	B.	Colorado Mines	60
7.	Mike Graham	B.	Cincinnati	70
8.	Glenn Johnson	T.	Arizona State	80
9.	Johnny Zisch	E.	Colorado	90
10.	Atherton (Pinky) Pfleger	B.	Stanford	100
11.	Bob Heck	E.	Purdue	110
12.	Bill Schroll	B.	LSU	120
13.	Bob Dement	T.	Southern Mississippi	130
14.	Charley Schoenherr	B.	Wheaton	140
15.	Larry Brink	E.	Northern Illinois	150
16.	Bill (Zeke) O'Conner	G.	Notre Dame	160
17.	Bill Nelson	B.	Montana State	170
18.	Jim Rees	T.	North Carolina State	180
19.	Ray Borneman	B.	Texas	190
20.	Ray Yaggiello	T.	Catawba	200
21.	John Pesek	E.	Nebraska	210
22.	Charlie DeAutremont	B.	Southern Oregon	220
23.	Bob Levenhagen	G.	Washington	230
24.	Leon Cooper	T.	Bright	240
25.	Jim Wade	B.	Oklahoma City	250
26.	Ken Sinosky	G.	Nevada-Reno	260
27.	Bobby Jack Stuart	B.	Army	270
28.	Hilliard (Junior) Crum	E.	Arizona	280
29.	Tony Kunkiewicz	B.	Trinity (CT)	288
30.	Bill Taylor	E.	Rice	295

## 1947

*December 16, 1946*

Rd.	Player	Pos.	College	Sel. #
1.	Herman Wedemeyer	B.	St. Mary's (CA)	8
2.	Don Paul	C.	UCLA	20
3.	Gordon Gray	B.	USC	32
4.	Paul Evenson	T.	Oregon State	42
5.	Bill Smyth	T.	Cincinnati	52
6.	Bill McGovern	C.	Washington	62
7.	Max Partin	C.	Tennessee	72
8.	Carl Samuelson	T.	Nebraska	82
9.	Russ Steger	B.	Illinois	92
10.	Dante Lavelli	E.	Ohio State	102
11.	Mike Dimitro	G.	UCLA	112
12.	John Kissell	T.	Boston College	122
13.	George Fuchs	B.	Wisconsin	132
14.	Ralph Chubb	B.	Michigan	142
15.	Don Hardy	E.	USC	152
16.	Ed Champagne	T.	LSU	162
17.	Jimmy Dewar	B.	Indiana	172
18.	Bernie Rieges	B.	UCLA	182
19.	Lion McLaughlin	C.	UCLA	192
20.	Chuck Elliott	T.	Oregon	202
21.	Lou Levanti	T.	Illinois	212
22.	J.D. Cheek	T.	Oklahoma A&M	222
23.	Bob Dal Porto	B.	California	232
24.	Gene Standefer	B.	Texas Tech	242
25.	Bob Dunicutt	B.	Villanova	252
26.	Jim Havnich	B.	South Carolina	262
27.	John Comer	B.	Holy Cross	272
28.	Hal Dean	G.	Ohio State	282
29.	James Atwell	B.	South Carolina	290
30.	Bob Prymski	G.	Illinois	298

## 1946

*January 14*

Rd.	Player	Pos.	College	Sel. #
1.	Emil Sitko	B.	Notre Dame	10
2.	Don Samuel	B.	Oregon State	20
3.	Don Paul	C.	UCLA	30
4.	Newell Oestreich	B.	California	40
5.	Lafayette King	E.	Georgia	50
6.	Joe Whisler	B.	Ohio State	60
7.	Mike Schumchyk	G.	Arkansas	70
8.	Joe Signaigo	G.	Notre Dame	80
9.	Tom Phillips	B.	Ohio State	90
10.	Ted Strojny	T.	Holy Cross	100
11.	George Strohmeier	C.	Notre Dame	110
12.	Bob Palladino	B.	Notre Dame	120
13.	Dick Loran	E.	Oregon State	130
14.	Larry Bouley	B.	Georgia	140
15.	Gasper Urban	G.	Notre Dame	150
16.	Bob Wise	G.	Colorado	160
17.	Jerry Ford	E.	Notre Dame	170
18.	Rob Albrecht	B.	Marquette	180
19.	Cliff Lewis	B.	Duke	190
20.	Bob Richardson	T.	Marquette	200
21.	Derald Lebow	B.	Oklahoma	210
22.	Bill Lippincott	B.	Washington State	220
23.	Kay Jamison	E.	Florida	230
24.	D.J. Gambrell	C.	Alabama	240
25.	Joe Ben Dickey	B.	Colorado	250
26.	Mart Gbrovaz	E.	San Francisco	260
27.	Jay Perrin	T.	USC	270
28.	Frank Plant	C.	Georgia	280
29.	Dale Cowan	T.	Kansas State	290
30.	John West	B.	Oklahoma	300

## 1945

*April 8*

Rd.	Player	Pos.	College	Sel. #
1.	(A) Eroy (Crazy Legs) Hirsch	B.	Wisconsin	5
1.	(B) Milan Lazetic	T.	Michigan	15
1.	(A) W.G. Wooten	E.	Oklahoma	21
2.	(B) Jack Zilly	E.	Notre Dame	32
3.	Roger Harding	C.	California	37
4.	Jerry Cowhig	B.	Notre Dame	46
5.	Fred Negus	C.	Wisconsin	59
6.	Johnny August	B.	Alabama	70
7.	Dick Huffman	T.	Tennessee	81
8.	Vern Walters	B.	Alma	92
9.	Tom Fears	E.	UCLA	103
10.	Joe Winkler	C.	Purdue	114
11.	Jack Aland	T.	Alabama	125
12.	Chuck Uknes	B.	Iowa	136
13.	Bill Lund	B.	Case Western Reserve	147
14.	Bob Barton	E.	Holy Cross	158
15.	Dick Hoerner	B.	Iowa	169
16.	Lee Kennon	T.	Oklahoma	180
17.	Eagle Matulich	B.	Mississippi State	191

18.	Bill Griffin	T.	Kentucky	202
19.	Leroy Erickson	B.	Oregon	213
20.	Ray Evans	T.	UTEP	224
21.	Luke Higgins	T.	Notre Dame	235
22.	Stan Nowak	E.	South Carolina	248
23.	Gene Knopnke	G.	Villanova	257
24.	Ray Florek	B.	Illinois	266
25.	Russ Perry	B.	Wake Forest	279
26.	Pat West	B.	USC	290
27.	Bill Davis	B.	Oregon	301
28.	Charley Compton	T.	Alabama	312
29.	Did not draft			
30.	Did not draft			

## 1944

*April 19*

Rd.	Player	Pos.	College	Sel. #
1.	Tony Butkovic	B.	Illinois	11
2.	Gill Bouley	T.	Boston College	26
3.	Bob Waterfield	B.	UCLA	42
4.	Al Akins	B.	Washington State	53
5.	George Cheverko	B.	Fordham	64
6.	Stan Stasica	B.	South Carolina	75
7.	Fred Bensch	T.	Stanford	86
8.	Bob Shaw	E.	Ohio State	97
9.	Joe Andrejco	B.	Fordham	108
10.	Pat Filley	G.	Notre Dame	119
11.	Bob Erickson	B.	Washington	130
12.	Mal Maceau	C.	Marquette	141
13.	Frank (Bud) Hubbell	E.	Tennessee	152
14.	John Aguirre	T.	USC	163
15.	Aubrey Clayton	B.	Auburn	174
16.	Ziggy Zamylnski	B.	Villanova	185
17.	Bob McBride	C.	Notre Dame	196
18.	Joe Yackanich	T.	Fordham	207
19.	John Creevey	B.	Notre Dame	218
20.	David Paul Jones	B.	Arkansas	229
21.	Jim Pharr	C.	Auburn	240
22.	Joe Warlick	B.	Mississippi State	251
23.	Bart Gianelli	G.	Santa Clara	262
24.	Charley Kuhn	B.	Kentucky	273
25.	Jim Smith	T.	Colorado	284
26.	Ray Donelli	B.	Duquesne	295
27.	John Hughes	E.	Mississippi State	306
28.	Dick McPhee	B.	Georgia	317
29.	Jim McLeod	E.	LSU	328
30.	San Kudlacz	C.	Notre Dame	329

## 1943

*April 8*

Rd.	Player	Pos.	College	Sel. #
1.	Mike Holovak	B.	Boston College	5
2.	(A) Tom Farmer	B.	Iowa	15
2.	(B) Fred Naumetz	C.	Boston College	20
3.	(A) Chuck Taylor	G.	Stanford	30
3.	(B) Clyde Johnson	T.	Kentucky	35
4.	Les Horvath	B.	Ohio State	45
5.	Bill Henderson	E.	Texas A&M	55
6.	Bill Parker	E.	Iowa	65
7.	Al Solari	B.	UCLA	75
8.	Homer Simmons	T.	Oklahoma	86
9.	Tom Roblin	B.	Oregon	95
10.	Bill Vickroy	C.	Ohio State	105
11.	Tom Alberghini	G.	Holy Cross	115
12.	Sam Sharp	E.	Alabama	125
13.	Dick Kieppe	B.	Michigan State	135
14.	Cullen Rogers	B.	Texas A&M	145
15.	Walt Ruark	G.	Georgia	155
16.	Bert Davis	C.	Utah	165
17.	Jay Fidler	T.	Brown	175
18.	Carl Falk	T.	Washington	185
19.	Tom Coll	E.	St. Mary's (CA)	195
20.	Mark McCorkle	B.	Washington	205
21.	Ed Moshofsky	T.	Oregon	215
22.	Hal Adams	B.	Missouri	225
23.	Jim Shepherd	E.	Oregon	235
24.	Jack Stetler	B.	Pittsburgh	245
25.	Jeff Davis	C.	Missouri	255
26.	Steve Pritko	E.	Villanova	265
27.	Floyd Konetsky	G.	Florida	275
28.	Willie Miller	G.	LSU	285
29.	Did not draft			
30.	Did not draft			

## 1942

*December 22, 1941*

Rd.	Player	Pos.	College	Sel. #
1.	(A) Jack Wilson	B.	Baylor	2
1.	(B) Jack Jacobs	B.	Oklahoma	12
2.	(A) Roger Eason	T.	Oklahoma	17
2.	(B) Len Levy	G.	Minnesota	27

3.	Orville Matthews	B	Oklahoma	32
4.	Mike Sweeney	E	Texas	42
5.	Italo Rossi	T	Purdue	52
6.	Bob Brumley	B	Rice	62
7.	Hubert Ulrich	E	Kansas	72
8.	Bob deLauer	T	USC	82
9.	Ben Hightower	E	Sam Houston State	92
10.	Walt Zirinsky	B	Lafayette	102
11.	Ray Bradfield	E	Santa Clara	112
12.	Tom Greene	T	Georgia	122
13.	Ike Peel	B	Tennessee	132
14.	Glenn Henicle	G	Tulsa	142
15.	Don Clawson	B	Northwestern	152
16.	Jack Graf	B	Ohio State	162
17.	Bill Regner	E	Oregon	172
18.	Gene Conley	T	Washington	182
19.	Did not draft			
20.	Did not draft			

## 1941

December 10, 1940

Rd.	Player	Pos.	College	Sel. #
1.	Rudy Mucha	C	Washington	4
2.	Marshall Shires	T	Tennessee	14
3.	Jay MacDowell	E	Washington	19
4.	Walt Luther	B	Nebraska	29
5.	Chet Haliska	B	Oregon	34
6.	Jim Kisselburgh	B	Oregon State	44
7.	Ray Prochaska	E	Nebraska	54
8.	Tony Galovich	B	Wake Forest	64
9.	Milt Simington	G	Arkansas	74
10.	John Pendergast	C	Wake Forest	84
11.	Nick Drahos	T	Cornell	94
12.	Harold PUNCHES	G	Colorado	104
13.	Bill McMurray	E	Murray State	114
14.	Bill Elmore	B	California	124
15.	Warren Desmore	C	Toledo	134
16.	Gordon Wilson	G	UTEP	144
17.	Kirk Hershey	E	Cornell	154
18.	Cobbie Lee	E	Murray State	164
19.	Harold Hursh	B	Indiana	174
20.	Leo Barnes	T	LSU	184

## 1940

December 9, 1939

Rd.	Player	Pos.	College	Sel. #
1.	Olie Cordill	B	Rice	5
2.	Merl Condit	B	Carnegie-Mellon	15
3.	Johnny Haman	C	Northwestern	25
4.	Bob Wood	T	Alabama	35
5.	Park Myers	T	Texas	45
6.	Ken Heineman	E	Texas Mines	55
7.	Bob Nowasky	B	George Washington	65
8.	Bob Anahu	E	Santa Clara	75
9.	Wilfrid Thorpe	G	Arkansas	85
10.	Herb Smith	B	St. Mary's (CA)	95
11.	Boyd Clay	T	Tennessee	105
12.	Jim Goolsby	C	Mississippi State	115
13.	Jack (Shag) Gregory	T	Tenn.-Chattanooga	125
14.	Pete Bogden	E	Utah	135
15.	Owen Goodnight	B	Hardin-Simmons	145
16.	Morris Kohler	B	Oregon State	155
17.	Jack Nix	B	Mississippi State	165
18.	Ralph Stevenson	G	Oklahoma State	175
19.	Dante Magnani	B	St. Mary's (CA)	185
20.	Luke Lincoln	T	Kentucky	195

## 1939

December 9, 1938

Rd.	Player	Pos.	College	Sel. #
1.	Parker Hall	B	Mississippi	3
2.	Gaylon Smith	B	Southwestern	13
3.	Elmer Tarbox	B	Texas Tech	23
4.	Wally Garard	T	St. Mary's (CA)	33
5.	Eddie Gallo	T	LSU	43
6.	Bernie McGarry	T	Utah	53
7.	Gerry Dowd	C	St. Mary's (CA)	63
8.	Warren (Bronco) Brunner	B	Tulane	73
9.	Low Bostick	G	Alabama	83
10.	Frank Petrick	E	Indiana	93
11.	Sid Roth	G	Cornell	103
12.	Chet Adams	T	Ohio University	113
13.	Joel Hitt	E	Mississippi College	123
14.	John Ryland	C	UCLA	133
15.	Ben Friend	T	LSU	143
16.	Gordon Reupke	B	Iowa State	153
17.	Mike Perrie	B	St. Mary's (CA)	163
18.	Alex Atty	G	West Virginia	173
19.	Bill Lane	B	Bucknell	183
20.	Paul Graham	B	Indiana	193
	Luke Lincoln	T	Kentucky	195

## 1938

December 12, 1937

Rd.	Player	Pos.	College	Sel. #
1.	(A) Gorbett Davis	B	Indiana	1
1.	(B) Jim Benton	E	Arkansas	11
2.	(A) Joe Routt	G	Texas A&M	15
2.	(B) Vic Markov	T	Washington	26
3.	Ed Franco	G	Fordham	31
4.	Ray Hamilton	G	Arkansas	41
5.	Marcel (Red) Chesbro	G	Colgate	51
6.	Walt (Tiger) Mayberry	B	Florida	61
7.	Chuck Ream	E	Ohio State	71
8.	Joe Maras	T	Duquesne	81
9.	Al Hoptowitz	T	Washington State	91
10.	Vic Spadaccini	B	Minnesota	101

## 1937

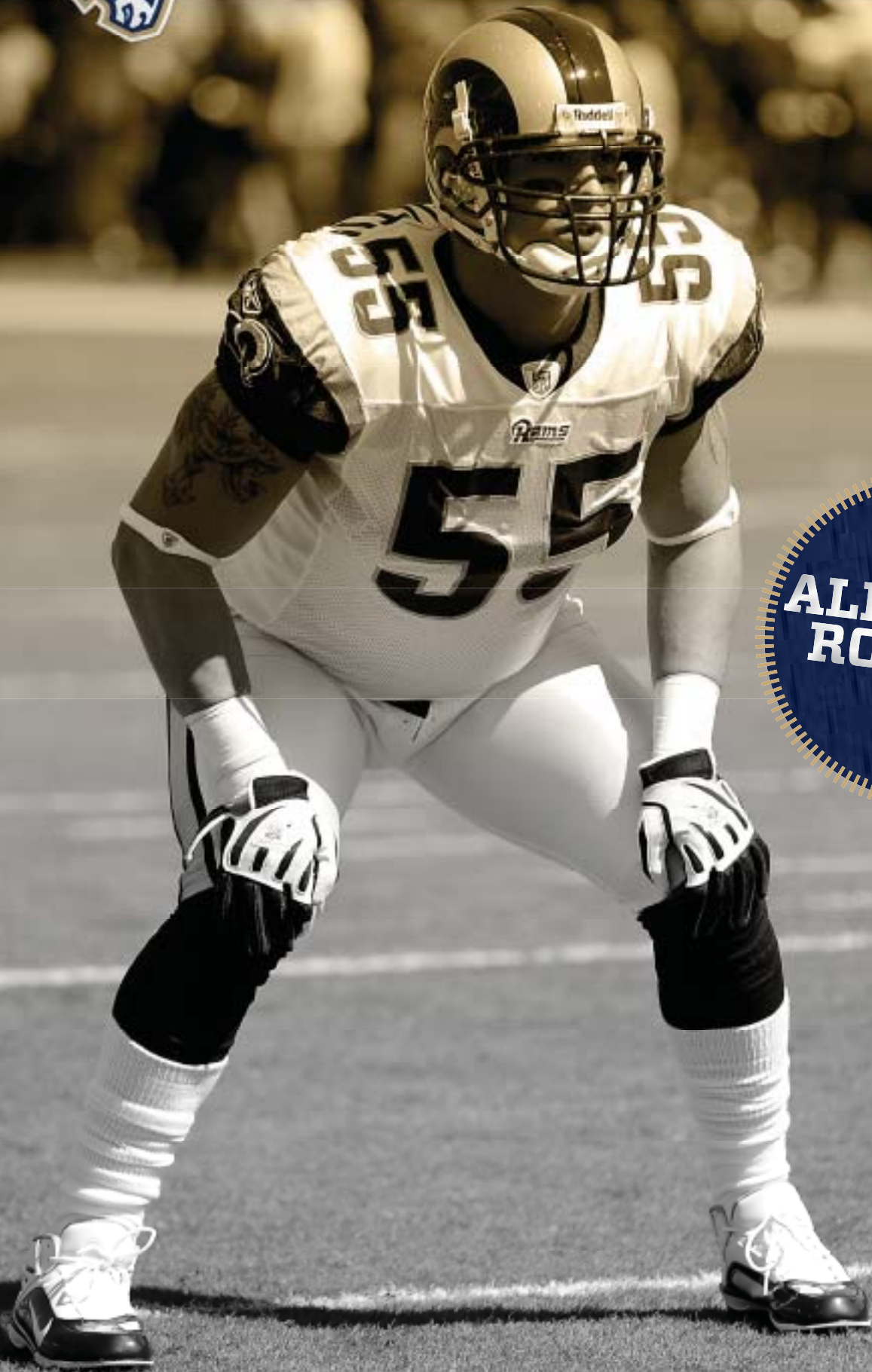
December 12, 1936

Rd.	Player	Pos.	College	Sel. #
1.	Johnny (Zero) Drake	B	Purdue	10
2.	Jules Alphonse	B	Michigan	20
3.	Bobby LaRue	B	Pittsburgh	30
4.	John Wiatrak	C	Washington	40
5.	Inwood Smith	G	Ohio State	50
6.	Chris Del Sasso	T	Indiana	60
7.	Norm Shoen	B	Baldwin-Wallace	70
8.	Herm Schmar	E	Catholic	80
9.	Ray Johnson	B	Denver	90
10.	Solon Holt	G	TCU	100





THE 2013 MEDIA GUIDE OF THE  
**ST. LOUIS RAMS**



**ALL-TIME  
ROSTER**

# COACHING HISTORY



(Including Playoff Games)

COACH	YEARS	WON	LOST	TIED	WIN PCT	RAMS PTS	OPP PTS
Hugo Bezdek	1937-38~	1	13	0	.071	111	277
Art Lewis	1938	4	4	0	.500	95	145
Earl (Dutch) Clark	1939-42	16	26	2	.386	632	806
Aldo (Buff) Donelli	1944	4	6	0	.400	188	224
Adam Walsh	1945-46	16	5	1	.750	536	407
Bob Snyder	1947	6	6	0	.500	259	214
Clark Shaughnessy	1948-49	14	8	3	.620	687	522
Joe Stydahar	1950-52^	19	9	0	.679	941	668
Hampton Pool	1952-54	23	11	2	.667	1,043	749
Sid Gillman	1955-59	28	32	1	.467	1,458	1,447
Bob Waterfield	1960-62#	9	24	1	.279	664	811
Harland Svare	1962-65	14	31	3	.323	846	1,170
George Allen	1966-70	49	19	4	.708	1,671	1,104
Tommy Prothro	1971-72	14	12	2	.536	604	546
Chuck Knox	1973-77	57	20	1	.737	1,737	991
Ray Malavasi	1978-82	43	36	0	.544	1,662	1,566
John Robinson	1983-91	79	74	0	.516	3,216	3,209
Chuck Knox	1992-94	15	33	0	.313	820	1,115
Rich Brooks	1995-96	13	19	0	.406	612	827
Dick Vermeil	1997-99	25	26	0	.490	1,193	1,038
Mike Martz	2000-05<	56	36	0	.609	2,439	2,169
Joe Vitt	2005	4	7	0	.364	235	281
Scott Linehan	2006-08%	11	25	0	.306	673	966
Jim Haslett	2008	2	10	0	.167	189	318
Steve Spagnuolo	2009-11	10	38	0	.208	657	1,171
Jeff Fisher	2012-	7	8	1	.469	299	348
<b>TOTAL</b>	<b>1937-2012</b>	<b>539</b>	<b>534</b>	<b>21</b>	<b>.500</b>	<b>22,499</b>	<b>23,089</b>

\* ties count as half game won, half game lost

~ Replaced by Lewis after three games in 1938

^ Replaced by Pool after one game in 1952

# Replaced by Svare after eight games in 1962

< Replaced by Vitt after five games in 2005

% Replaced by Haslett after four games in 2008



# ALL-TIME ROSTER

## ASSISTANT COACHES

Allen, George, 1957  
Aliotti, Nick, 1995-97  
Alsman, Ed, 1974-75  
Andersen, Foster, 1978  
April, Bobby, 2001-03  
Austin, Bill, 1965  
Babich, Bob, 2003  
Baggett, Charlie, 2009-2010  
Bailey, Adam, 2010-  
Baker, Bob, 1983-84  
Baker, Brian, 2006-08  
Baker, Joe, 2006  
Bankins, Charles, 2005  
Battles, Bill, 1953-54  
Bennett, Leeman, 1973-76  
Benton, John, 2004-05  
Bettis, Tom, 1991  
Boudreau, Paul F., 2012-  
Boudreau, Paul T., 2006-07, 2012-  
Boras, Rob, 2012-  
Bowden, Joe, 2012-  
Brooks, Larry, 1983-90  
Brooks, Rich, 1971-72  
Brown, Steve, 1995-00  
Bunting, John, 1977-99  
Bush, Frank, 2013-  
Byrd, Gill, 2004-05  
Campbell, Marion, 1967-68  
Carson, Bud, 1978-81; 1997; 2000  
Catlin, Tom, 1966-77  
Cecil, Chuck, 2012-  
Chaney, Jim, 2006-08  
Cignetti, Frank, 2012-  
Clausen, Chris, 1992-2005  
Coley, Max, 1978  
Coury, Dick, 1986-90; 1997-99  
Cox, Mike, 2007-08  
Cromwell, Nolan, 1991, 2010-2011  
Croom, Sylvester, 2009-2011  
Crow, Lindon, 1963  
Curl, Dick, 2009-2010  
Curtis, Andre, 2009-2011  
Daly, Brendan, 2009-2011  
David, Jim, 1960-62  
Dickerson, Andy, 2012-  
Dixon, Hewritt, 1980-81  
Doll, Don, 1965  
Dowler, Boyd, 1970  
Downing, Todd, 2006-08  
Durden, Earnel, 1971-72  
Dyer, George, 1992-94  
Ellard, Henry, 2001-08  
Erber, Lew, 1985-86  
Erkenbeck, Jim, 1992-94  
Evans, Clyde, 1978-82  
Fairchild, Steve, 2003-05  
Falks, Frank, 2003-05  
Fassel, John, 2012-  
Faucette, Chuck, 2008-2010  
Faulkner, Jack, 1955-59, 1973-79  
Fears, Tom, 1960-61  
Ferraro, Paul, 2009-2011  
Fewell, Perry, 2003-04  
Fisher, Brandon, 2012-  
Fisher, Jeff, 1991  
Flajole, Ken, 2009-2011  
Gaines, Greg, 1993-94  
Ganz, Frank, 1997-99  
Garrett, Judd, 2006-07  
Giemont, Garrett, 1990-91  
Gigantino, Artie, 1987-90  
Giunta, Peter, 1997-2000  
Goode, Kerry, 1997-98

Goux, Marv, 1983-91  
Gray, Michael, 1996  
Greatwood, Steve, 1995-96  
Gullickson, Rock, 2009-  
Hadl, John, 1982  
Hairston, Carl, 1997-2000  
Hall, Sid, 1971-72  
Haluchak, Mike, 2000-02  
Hanifan, Jim, 1997-2003  
Hanson, Randy, 2006  
Harris, Chick, 1992-94  
Haskell, Gil, 1983-91  
Haslett, Jim, 2006-08  
Hein, Mel, 1950  
Heinrich, Don, 1963-64  
Hickey, Howard (Red), 1950-54  
Hickman, Bill, 1978-80  
Horton, Jeff, 2006-08  
Houck, Hudson, 1983-91  
House, Matt, 2009-2011  
Howard, Todd, 1998-99  
Jackson, Bobby, 2000-02  
Jackson, Milt, 1992-93  
Jones, Ronnie, 1991  
Knox, Chuck Jr., 1993-94  
Kollar, Bill, 2001-2005  
Lanham, Paul, 1978-82  
Lauterbur, Frank, 1978-81  
LeDuc, Dana, 1999-2008  
Leonard, Frank, 2009-2011  
Levy, Marv, 1970  
Ligashesky, Bob, 2005-06  
Lindskog, Vic, 1960-62  
Loney, Steve, 2008-2011  
Lopez, Clayton, 2009-2011  
Madro, Joe, 1955-59  
Mainord, Carlos, 2002  
Malavasi, Ray, 1973-78  
Marchibroda, Ted, 1966-70  
Marmie, Larry, 2004-05  
Martz, Mike, 1992-96, 1999  
Matsko, John, 1999-2005  
McDaniels, Josh, 2010-2011  
McGinnis, Dave, 2012-  
McKittrick, Bobb, 1971-72  
McLaughlin, Leon, 1971-72  
McMahon, Tom, 2009-2011  
Meeks, Ron, 2001  
Meyer, Ken, 1973-76  
Milus, Ron, 2006-08  
Montgomery, Wilbert, 1997-2005  
Moore, Steve, 1994  
Moses, Wayne, 2006-07  
Murphy, Keith, 2007-08  
Nussmeier, Doug, 2006-07  
Olson, Greg, 2006-07  
Paolillo, Lou, 2010-11  
Pasquale, Larry, 2000  
Patera, Jack, 1963-66  
Pattera, Herb, 1980-82  
Paul, Don, 1959-61  
Penaranda, Jairo, 1990  
Perry, Rod, 1992-94  
Pitts, Elijah, 1974-77  
Pollard, Don (Deek), 1995-96  
Pool, Hampton, 1950-54, 1960-62  
Prochaska, Ray, 1966-70, 1973-77  
Radakovich, Dan, 1979-81, 1995  
Ramsdell, John, 1995-2005  
Rapp, Vic, 1984  
Raye, Jimmy, 1983-84, 1991  
Reilly, Jack, 1995-96  
Rhome, Jerry, 1997-99

Richards, Ray, 1951-52  
Ringo, Jim, 1982  
Roberts, Al, 2007-08  
Robinson, Willy, 2006-07  
Roland, Johnny, 1995-96  
Roll, Brad, 2006-07  
Rymkus, Lou, 1958  
Sauer, John, 1953-54  
Saunders, Al, 1999-2000; 2008  
Saunders, Bob, 2008  
Schnelker, Bob, 1963-65  
Schellenberger, Howard, 1966-69  
Schottenheimer, Brian, 2012-  
Schottenheimer, Kurt, 2005  
Schwenk, Vic, 1964-65  
Selcer, Dick, 1992-96  
Sevier, Wayne, 1994-95  
Shafer, Steve, 1983-90  
Shaw, Willie, 1995-96  
Shea, Terry, 2008  
Sheldon, Matt, 2001-05  
Shelton, Clarence, 1991  
Sherman, Ray, 2012-  
Shurmur, Fritz, 1982-90  
Shurmur, Pat, 2009-10  
Simmons, Clyde, 2012-  
Simmons, Warren, 1994  
Sirmans, Ben, 2012-  
Smith, Lovie, 2001-03  
Snow, Jack, 1982  
Snyder, Bob, 1946, 1948-49  
Snyder, Bruce, 1983-86  
Stephenson, Kay, 1977  
Storm, Lowell, 1955-57  
Stydahar, Joe, 1947-49  
Stiles, Lynn, 1997-99  
Stock, Mike, 2004  
Sugarman, Andy, 2009-  
Sullivan, Joe, 1966-70  
Summerall, Pat, 1963  
Swiacki, Bill, 1958  
Swinton, Derius, 2009-2011  
Taylor, Lionel, 1977-81  
Teerlinck, John, 1991  
Thomas, Joe, 1955-56  
Tippett, Howard, 1992-93, 2000  
Tolner, Ted, 1992-93  
Torgeson, LaVern, 1969-70, 1978-80  
Trafton, George, 1946-49  
Turner, Norval, 1985-90  
Valero, Art, 2008-09  
Vecchiarella, Jim, 1981-82  
Venturi, Rick, 2006-08  
Vermeil, Dick, 1969, 1971-73  
Vitt, Joe, 1992-94, 2004-05  
Voris, Dick, 1954  
Wagstaff, Jim, 1973-77  
Waller, Charlie, 1978  
Walton, Tim, 2013-  
Warhop, George, 1996-97  
Waterfield, Bob, 1958  
Waufile, Mike, 2012-  
Weaver, Larrye, 1971-72  
Weaver, Ralph, 1954  
White, Ed, 1998  
White, Mike, 1997-99  
Whittingham, Fred, 1982-90  
Wietecha, Ray, 1963-64  
Williams, Blake, 2012  
Wilson, Dennard, 2012-  
Zampese, Ernie, 1987-93  
Zampese, Ken, 2000-02



# ALL-TIME ROSTER

## PLAYERS

All players active at any time on regular-season roster

### A

NAME (POSITION) COLLEGE	#	RAM YEARS
Adams, Chester, (T) Ohio	34	1939-42
Adams, John, (TE) Cal-State Los Angeles	87	1963
Adeyanju, Victor, (DE) Indiana	94	2006-09
Agajanian, Ben, (K) New Mexico	3	1953
Agler, Bob, (RB) Otterbein	30	1948-49
Agnew, Ray, (DT) North Carolina State	99	1998-2000
Ahanotu, Chidi, (DE) California	72	2001
Ah You, C.J., (DE) Oklahoma	98	2009-11
Akbar, Hakim, (LB) Washington	53	2002
Alexander, Dan, (RB) Nebraska	39	2003
Alexander, Danario, (WR) Missouri	84	2010-11
Alexander, Kermit, (DB) UCLA	35	1970-71
Alexander, Robert, (RB) West Virginia	39	1982-83
Alexis, Rich, (RB) Washington	32/33	2006-07
Alfonse, Julius, (RB) Minnesota	5/29	1937-38
Alford, Darnell, (C) Boston College	72	2004
Allen, Brian, (LB) Florida State	51	2001
Allen, David, (RB) Kansas State	34	2005
Allen, Duane, (E) Santa Ana J.C.	25	1961-64
Allen III, Roger, (G) Missouri Western State	62	2009
Allen, Taje, (CB) Texas	20	1997-2000
Alston, Jon, (LB) Stanford	57	2006
Amendola, Danny, (WR) Texas Tech	16	2009-12
Andersen, Stanley, (T) Stanford	39	1940-41
Anderson, Bruce, (DE) Williamette	79	1966
Anderson, Dwight, (CB) South Dakota	20	2004, 05
Anderson, Willie, (WR) UCLA	83	1988-94
Andrews, George, (LB) Nebraska	52	1979-85
Angulo, Richard, (TE) Western New Mexico	48	2003
Anno, Sam, (LB) USC	52	1987
Archuleta, Adam, (S) Arizona State	31	2001-05
Armstrong, Graham, (T) John Carroll	18/32	1941, 1945
Armstrong, Tyji, (TE) Mississippi	89	1998
Arnett, Jon, (RB) USC	26	1957-63
Arnold, Walt, (TE) New Mexico	84	1980-81
Asiodu, K.C., (LB) Central Oklahoma	50	2009
Ashe, Richard, (TE) Humboldt State	87	1990
Ashmore, Darryl, (T) Northwestern	75/77	1993-96
Atchison, Tim, (S) Baylor	36	2011
Atkins, Pervis, (RB) New Mexico State	27	1961-63
Atogwe, Oshiomogho, (S) Stanford	21	2005-10
Atty, Alexander, (G) West Virginia	18	1939
Aupiu, David, (LB) BYU	90	1987
Avery, Donnie, (WR) Houston	17	2008-09
Ayi, Kole, (LB) Massachusetts	54	2001, 02

### B

Bacon, Coy, (DT) Jackson State	79	1968-72
Bagarus, Steve, (RB) Notre Dame	0	1947
Bailey, Johnny, (RB) Texas A&I	21/20	1994-95
Bailey, Robert, (CB) Miami (FL)	28	1991-94
Bain, Bill, (G) USC	62	1979-85
Bajema, Billy, (TE) Oklahoma State	47	2009-11
Baker, Donnell, (WR) Southern (LA)	83	1996
Baker, John, (DT) North Carolina College	78/74	1958-61
Baker, John, (P) North Texas State	4	2000-01
Baker, Terry, (QB/RB) Oregon State	11/15	1963-65
Baker, Tony, (RB) Oregon State	35	1973-74
Banks, Tony, (QB) Michigan State	12	1996-98
Bannan, Justin, (DE) Colorado	95	2011
Banta, Jack, (RB) USC	33	1946-48
Barber, Mark, (RB) South Dakota State	6	1937
Barber, Mike, (TE) Louisiana Tech	89/86	1982-85
Barker, Bryan, (P) Santa Clara	4	2005
Barksdale, Joe, (T) LSU	68	2012
Barke, Louis, (QB) Minnesota-Duluth	8	1939
Barnes, Lionel, (DE) Northeast Louisiana	92	1999-2000
Barnes, Tim, (C) Missouri	61	2012
Barnett, Doug, (DE) Azusa Pacific	96	1982-83

NAME (POSITION) COLLEGE	#	RAM YEARS
Barr, Dave, (QB) California	16	1995
Barron, Alex, (T) Florida State	70	2005-09
Barry, Paul, (RB) Tulsa	9	1950-52
Bartell, Ron, (CB) Howard	32/24	2005-11
Bartkowski, Steve, (QB) California	10	1986
Bass, Dick, (RB) Pacific	22	1960-69
Bassey, Eric, (CB) Oklahoma	41	2007-09
Battle, Ron, (TE) North Texas State	81	1981-82
Baty, Greg, (TE) Stanford	84	1987
Baughan, Maxie, (LB) Georgia Tech	55	1966-70
Beathard, Pete, (QB) USC	12	1972
Becht, Anthony, (TE) West Virginia	87	2008
Becker, Kurt, (G) Michigan	79	1989
Belin, Chuck, (G) Wisconsin	71	1993-96
Bell, Greg, (RB) Notre Dame	42	1987-89
Bell, Jacob, (G) Miami (OH)	63	2008-10
Bennett, Drew, (WR) UCLA	83	2007-08
Benton, Jim, (E) Arkansas	26/49	1938-40, 42, 44-47
Berger, Mitch, (P) Colorado	17	2002
Berlin, Brock, (QB) Miami (FL)	3/13	2007-08
Bernard, David, (B) Mississippi	22	1942, 44-45
Berry, Connie Mack, (E) North Carolina State	6	1940
Berry, Latin, (CB) Oregon	42	1990
Bertelsen, Jim, (RB) Texas	45	1972-76
Bethune, George, (LB) Alabama	68	1989-90
Betts, Jerome, (RB) Notre Dame	36	1993-95
Bentridge, John, (B) Ohio State	6	1937
Biasucci, Dean, (K) Western Carolina	4	1995
Bigham, Jack, (E) Pepperdine	86	1955
Bishop, Richard, (MT) Louisville	65	1983
Bleeker, Mel, (RB) USC	34	1947
Blevins, Darius, (WR) Memphis	83	2000
Bly, Dre', (CB) North Carolina	32	1999-2002
Boeke, Jim, (T) Heidelberg	78	1960-63
Bolinger, Russ, (G) Long Beach State	73	1983-85
Boller, Kyle, (QB) California	12	2009
Bono, Steve, (QB) UCLA	13	1998
Boone, Robert (Jack), Elon		1942
Borland, Kyle, (LB) Wisconsin	91	1987
Bostic, James, (RB) Auburn	33	1994
Bostic, Lewis, (G) Alabama	25	1939
Boudreaux, Frank, (DE) Northwestern	70	1993
Bouley, Gilbert, (T) Boston College	42/66	1945-50
Bouman, Todd, (QB) St. Cloud State	8	2007
Boutte, Marc, (DT) LSU	96	1992-93
Bowen, Matt, (S) Iowa	27	2000-01
Bowers, Bill, (DB) USC	30	1954
Boyd, Bob, (E) Loyola (CA)	80/82	1950-57
Boykin, Deral, (S) Louisville	21	1993
Braatz, Tom, (E) Marquette	83	1958
Bracken, Don, (P) Michigan	16	1992-93
Bradford, Sam, (QB) Oklahoma	8	2010-12
Bradshaw, Charlie, (T) Baylor	79	1958-60
Brady, Ed, (LB) Illinois	90	1984
Brady, Jeff, (LB) Kentucky	95	1993
Brady, Rickey, (TE) Oklahoma	48	1994
Brahm, Lawrence, (G) Temple	59	1942
Brake, Mike, (TE) Akron	46	2004
Brandstater, Tom, (QB) Fresno State	12	2011
Brandley, Chris, (WR) Rutgers	88	1994
Bratkowski, Zeke, (QB) Georgia	12	1961-63
Bravo, Alex, (DB) Cal Poly-SLO	21	1957-58
Brazell, Carl, (QB) Baylor	18	1938
Breen, Gene, (LB) Virginia Tech	53	1967-68
Brice, Will, (P) Virginia	10	1997
Brigance, O.J., (LB) Rice	57	2001-02
Brink, Larry, (DE) Northern Illinois	63/83	1948-53
Brito, Gene, (DE) Loyola (LA)	80	1959-60
Brock, Charley, (DB) Georgia	17	1960-63
Brott, Dieter, (QB) Jacksonville (AL) State	5	1985
Brockers, Michael, (DT) LSU	90	2012
Brooks, Ethan, (T) Williams College	77	1997-98
Brooks, Jamal, (LB) Hampton	55	2006
Brooks, Larry, (DT) Virginia State	90	1972-82
Brostek, Bern, (C) Washington	61	1990-97
Brown, Bob, (T) Nebraska	76	1969-70



# ALL-TIME ROSTER

NAME (POSITION) COLLEGE	#	RAM YEARS
Brown, Eddie, (S) Tennessee	25	1978-78
Brown, Fakhri, (CB) Grambling	34	2006-08
Brown, Fred, (LB) Miami (FL)	81	1965
Brown, Jason, (C) North Carolina	60	2009-11
Brown, Jonathan, (DE) Tennessee	93	2001
Brown, Josh, (K) Nebraska	3	2008-11
Brown, Milford, (G) Florida State	72	2007
Brown, Richard, (LB) San Diego State	92	1987, 89
Brown, Roger, (DT) Maryland State	78	1967-69
Brown, Ron, (WR) Arizona State	89/81	1984-89, 91
Brown, Sammy, (LB) Houston	57	1992
Brown, Willie, (E/RB) USC	42	1964-65
Broyles, James, (G) Southwest Missouri State	60	2002
Bruce, Isaac, (WR) Memphis State	80	1994-2007
Bruzdzinski, Bob, (LB) Ohio State	59	1977-80
Brumbaugh, Carl, (QB) Ohio State	8	1937
Brune, Fred, (DB) Ohio State	38	1958
Bryant, Cullen, (DB/RB) Colorado	32	1973-82, 87
Bryant, Tony, (DE) Florida State	92	2006
Buchanan, Richard, (WR) Northwestern	89	1993-94
Bucklew, Philip, (E) Xavier (OH)	22	1937-38
Budka, Frank, (DB) Notre Dame	45	1964
Bukich, Rudy, (QB) USC	10	1953-56
Bulger, Marc, (QB) West Virginia	10	2001-09
Bullard, Courtland, (LB) Ohio State	51	2002-03
Burke, Mike, (P) Miami (FL)	11	1974
Burley, Nick, (TE/RB) Fresno State	47	2004
Burman, George, (C/G) Northwestern	51	1967-70
Burmeister, Forrest, (T/G) Purdue	24	1937-38
Burroughs, John, (DE) Wyoming	95	2002
Burroughs, Don, (DB) Colorado A&M	25	1955-59
Burton, Antwon, (DT) Temple	99	2008
Burton, Keenan, (WR) Kentucky	14	2008-09
Bush, Blair, (C) Washington	51	1992-94
Bush, Devin, (S) Florida State	23	1999-2000
Busich, Sam, (E) Ohio State	19	1937
Busick, Steve, (LB) USC	52	1986
Butcher, Paul, (LB) Wayne State	59	1989-92
Butler, James, (S) Georgia Tech	37	2009-11
Butler, Jerametrius, (CB) Kansas State	23	2001-06
Butler, Quincy, (CB) TCU	36	2008-10
Buzin, Rich, (T) Penn State	77	1971
Byrd, Dominique, (TE) USC	86	2006-07
Byrd, Mac, (LB) USC	23	1965

## C

Cahill, Dave, (DT) Northern Arizona	70	1967
Cain, Lynn, (RB) USC	31	1985
Calahan, Jeremy, (DT) Rice	90	2005
Camarillo, Rich, (P) Washington	3	1988
Campion, Pete, (T) North Dakota State	73	2002
Canidate, Trung, (RB) Arizona	24	2000-02
Cappelletti, John, (RB) Penn State	22	1974-78
Carey, Bob, (E) Michigan State	89/88	1952, 54, 56
Carney, John, (K) Notre Dame	18	1990
Carollo, Joe, (T) Notre Dame	63/70	1962-68, 71
Carpenter, Dwaine, (S) North Carolina A&T	27	2005-06
Carpenter, Rob, (RB) Miami (OH)	38	1986
Carpenter, Ron, (S) Miami (OH)	24	1998-99
Carrell, Duane, (P) Florida State	17	1975
Carriker, Adam, (DL) Nebraska	90	2007-09
Carson, Howard, (LB) Howard Payne	54	1981-83
Carter, Jerome, (S) Florida State	42	2005-07
Carter, Kevin, (DE) Florida	93	1995-2000
Carter, Pat, (TE) Florida State	88	1989-93, 95
Carter, Tim, (WR) Auburn	15	2009
Casey, Bernie, (WR) Bowling Green	25	1967-68
Cash, Rick, (DE) Northeast Missouri	89	1969-70
Casner, Ken, (T) Baylor	79	1952
Cason, Avelon, (WR/RB) Illinois State	82/27/26	2001, 04-05
Cason, Jim, (DB) LSU	41	1955-56
Castete, Jesse, (DB) McNeese State	23	1956-57
Celotto, Mario, (LB) USC	41	1981
Chadwick, Jeff, (WR) Grand Valley State	89	1992
Chamberlain, Chris, (LB) Tulsa	57	2008-11
Champagne, Ed, (T) LSU	86	1947-50

NAME (POSITION) COLLEGE	#	RAM YEARS
Chandler, Chris, (QB) Washington	17/12	1994, 2004
Chandler, Jeff, (K) Florida	4	2004
Chapple, Dave, (P) California-Santa Barbara	10	1972-74
Charles, Mike, (DT) Syracuse	79	1991
Chavous, Corey, (S) Vanderbilt	25	2006-08
Cherundolo, Charles, (C) Penn State	21/17	1937-39
Chesbro, Marcel (Red), (G) Colgate	35	1938
Childs, Henry, (TE) Kansas State	83	1981
Chillar, Brandon, (LB) UCLA	54	2004-07
Chuy, Don, (G) Clemson	62	1963-68
Claiborne, Chris, (LB) USC	55	2005
Clark, Al, (CB) Eastern Michigan	44	1972-75
Clark, Dan, (LB) San Jose State	94	1987
Clark, Greg, (LB) Arizona State	92	1990
Clark, Ken, (P) St. Mary's (CA)	13	1979
Clarke, Leon, (E) USC	84	1956-59
Clay, Boyd, (T) Tennessee	21/43	1940-42, 44
Clay, Hayward, (TE) Texas A&M	81	1996
Clayton, Mark, (WR) Oklahoma	89	2010-11
Clelland, Cameron, (TE) Washington	87	2003-04, 05
Clemens, Kellen, (QB) Oregon	10	2011-12
Clemons, Charlie, (LB) Georgia	56	1997-99
Coady, Rich, (S) Texas A&M	38/25	1999-2001, 03-04
Coakley, Dexter, (LB) Appalachian State	52	2005-06
Cobb, Bob, (DE) Arizona	97	1987
Cohen, Dustin, (LB) Miami (OH)	58/56	2000-01
Cole, Justin, (LB) San Jose State	52	2011-12
Colella, Thomas, (RB) Canisius	34	1944-45
Collins, Bob, (T) SMU	27	1951
Collins, Brett, (LB) Washington	54	1993
Collins, Jerome, (TE) Notre Dame	48	2005
Collins, Jim, (LB) Syracuse	50	1982-88
Collins, Kirk, (CB) Baylor	42	1982-83
Collins, Todd, (LB) Carson-Newman	54	1999-2000
Condren, Brannon, (S) Troy	42	2008
Conkright, William (Red), (G) Colgate	37	1939-42, 44
Conlan, Shane, (LB) Penn State	56	1993-95
Conlee, Gerald, (C/G) St. Mary's (CA)	17	1938
Conrath, Matthew, (DT) Virginia	71	2012
Conwell, Ernie, (TE) Washington	45/84	1996-2002
Cook, Marv, (TE) Iowa	47	1995
Cooper, William (Bud), (RB) Penn State	2	1937
Corbo, Thomas, (G) Duquesne	19	1944
Cordileone, Lou, (LB) Clemson	51	1962
Cordill, Oliver, (RB) Rice	1	1940
Corn, Joe, (RB), no college	25	1948
Corral, Frank, (K/P) UCLA	3	1978-81
Cota, Chad, (S) Oregon	37	2002
Cothren, Paige, (K) Mississippi	36	1957-58
Covington, Scott, (QB) Miami (FL)	4	2002-03
Cowan, Charlie, (T) New Mexico Highlands	73	1961-75
Cowhig, Jerry, (RB) Notre Dame	9	1947-49
Cowlings, Al, (DE) USC	70	1975, 77
Cox, Aaron, (WR) Arizona State	84	1988-92
Cox, Tom, (C) USC	72	1987
Coyle, Ross, (DB) Oklahoma	43	1961
Crabb, Claude, (DB) Colorado	49	1966-68
Craft, Jason, (CB) Colorado State	31	2008
Crawford, Keith, (DB/WR) Howard Payne	20	1996-97
Crews, Terry, (LB) Western Michigan	94	1991
Crowmell, Nolan, (S) Kansas	21	1977-87
Crooms, Chris, (S) Texas A&M	25	1992
Crosby, Clifton, (CB) Maryland	26	1999
Cross, Bobby, (T) Kilgore (TX) J.C.	73/57	1954-55
Cross, Irv, (DB) Northwestern	27	1966-68
Crouch, Eric, (WR) Nebraska	89	2002
Croudip, David, (CB) San Diego State	28	1984
Crow, Linton, (DB) USC	41	1961-64
Crowder, Earl, (QB) Oklahoma	40	1940
Crutchfield, Dwayne, (RB) Iowa State	45	1984
Cudjo, Jermelle, (DT) Central Oklahoma	93	2010-12
Culberson, Quinton, (LB) Mississippi State	53	2007-09
Curley, Dan, (TE/FB) Eastern Washington	44	2003
Curran, Pat, (TE/RB) Lakeland	88	1969-74
Currie, Dan, (LB) Michigan State	58	1965-66
Currihan, Don, (DE) Boston College	40	1948-49



# ALL-TIME ROSTER

NAME (POSITION) COLLEGE	#	RAM YEARS
Curry, Bill, (C) Georgia Tech	55	1974
Curry, Dominique, (WR) California	15	2010-11
Curtis, Kevin, (WR) Utah State	83	2003-06

## D

Dahl, Craig, (S) North Dakota State	43	2009-12
Dahl, Harvey, (G) Nevada-Reno	62	2011-12
Dahms, Tom, (T) San Diego State	71/21	1951-54
Dale, Carroll, (E) Virginia Tech	81	1960-64
Daniel, Willie, (DB) Mississippi State	46	1967-69
Daniels, Matthew, (S) Duke	37	2012
Darby, Kenneth, (RB) Alabama	33	2008-10
Daugherty, Dick, (LB) Oregon	54/67/50	1951-58
David, Bob, (G) Villanova	77	1947-48
Davis, Anthony, (RB) USC	23	1978
Davis, Anthony, (T) Virginia Tech	69	2008
Davis, Austin, (QB) Southern Mississippi	9	2012
Davis, Corbett, (RB) Indiana	32/3	1938-39, 41-42
Davis, Dexter, (CB) Clemson	29	1993-95
Davis, Don, (LB) Kansas	58	2001-02
Davis, Glenn, (RB) Army	41	1950-51
Davis, James (Bob), (RB) Kentucky	10	1938
Davis, Paschall, (LB) Texas A&I	55	1995-96
Davis, Roger, (G) Syracuse	67	1964
Davis, Stephen, (RB) Auburn	48	2006
Dean, Hal, (G) Ohio State	84	1947-49
DeFruiter, Bob, (NT) Nebraska	50	1948
DeJurnett, Charles, (DT) San Jose State	70	1982-86
Delaney, Jeff, (S) Pittsburgh	41	1980
DeLauer, Bob, (C) USC	65/55	1945-46
Delpino, Robert, (FB) Missouri	39	1988-92
DeMarco, Bob, (C) Dayton	55	1975
Dempsy, Tom, (K) Palomar J.C.	10	1975-76
Dennard, Preston, (WR) New Mexico	88	1978-83
Dennis, Mike, (RB) Mississippi	43	1968-69
DiBernardo, Rick, (LB) Notre Dame	53	1987
Dickerson, Eric, (RB) SMU	29	1983-87
Dickson, Paul, (T) Baylor	71	1959
Diggs, Na'il, (LB) Ohio State	53	2010
Dils, Steve, (QB) Stanford	8	1984-87, 89
Dingle, Nate, (LB) Cincinnati	53	1997
Dishman, Chris, (G) Nebraska	66	2004
Dockery, Kevin, (CB) Mississippi State	35	2010
Doll, Don, (DB) USC	48	1954
Dorn, Torin, (CB) North Carolina	46	1995-96
Doss, Reggie, (DE) Hampton	71	1978-87
Dougherty, Bob, (LB) Kentucky	57	1957
Douglas, Dominic, (LB) Mississippi State	54	2009
Douzable, Leger, (DT) Central Florida	69	2009
Dowd, Gerald, (C) St. Mary's (CA)	9	1939
Draft, Chris, (LB) Stanford	52	2007-08
Drake, Bill, (DB) Oregon	37	1973-74
Drake, John (Zero), (RB) Purdue	2/14	1937-41
Drayton, Troy, (TE) Penn State	84	1993-96
Dryer, Fred, (DE) San Diego State	89	1972-81
Duckworth, Bobby, (WR) Arkansas	82	1985-86
Dukes, Chad, (RB) Pittsburgh	34	2000
Dukes, Clifford, (DE) Michigan State	96	2005
Dumas, Troy, (LB) Nebraska	54	1997
Dunbar, Jo-Lonn, (LB) Boston College	58	2012
Duncan, Jamie, (LB) Vanderbilt	59	2002-03
Dunstan, Bill, (DT) Utah State	66	1979
Dunstan, Elwyn (Moose), (T) Portland	20	1939-41
Dupree, Marcus, (RB) Southern Mississippi	22	1990-91
Dwyer, Jack, (DB) Loyola (CA)	29	1952-54
Dye, Ernest, (G) South Carolina	65	1997
Dyer, Henry, (RB) Grambling	35	1966-68

## E

Eason, Roger, (G/T) Oklahoma	43	1945-48
Eatman, Irv, (T) UCLA	75	1993
Eby, Andy, (C) Kansas State	50	2002-03
Edwards, Antuan, (S) Clemson	42	2004
Edwards, Dennis, (DE) USC	95	1987
Edwards, Herman, (CB) San Diego State	46	1986
Edwards, Ronald, (G) North Carolina A&T	67	1994

NAME (POSITION) COLLEGE	#	RAM YEARS
Edwards, Troy, (WR) Louisiana Tech	88	2002
Ekern, Carl, (LB) San Jose State	55	1976-88
Ellard, Henry, (WR) Fresno State	80	1983-93
Ellena, Jack, (NG) UCLA	60	1955-56
Ellersick, Don, (DB) Washington State	44	1960
Ellis, Ken, (CB) Southern (LA)	28	1979
Ellison, Willie, (RB) Texas Southern	33	1967-72
Elmendorf, Dave, (DB) Texas A&M	42	1971-79
Elston, Arthur, (LB) South Carolina	55	1942
Embre, Jon, (TE) Colorado	87	1987-88
Emerick, Robert, (G/T) Miami (OH)	23	1937
English, Keith, (P) Colorado	8	1990
Evans, Donald, (FB) Winston-Salem State	34	1987
Everett, Jim, (QB) Purdue	11	1986-93
Everitt, Steve, (C) Michigan	60	2000
Evey, Dick, (DT) Tennessee	82	1970
Ezerins, Vilnis, (RB) Whitewater State	37	1968

## F

Fair, Terry, (CB) Tennessee	30	2005
Faison, Derrick, (WR) Howard	89	1990
Fanning, Mike, (DT) Notre Dame	79	1975-82
Fanning, Stan, (DE) Idaho	79	1963
Farmer, George, (WR) Southern (LA)	84	1982-84
Farmer, Kirk, (QB) Missouri	12	2003
Farmer, Tom, (RB) Iowa	46	1946
Farr Jr., Mel, (RB) UCLA	34	1989
Farr, D'Marco, (DT) Washington	75	1994-2000
Faryniarz, Brett, (LB) San Diego State	51	1988-91
Faulk, Marshall, (RB) San Diego State	28	1999-2006
Faulk, Trev, (LB) LSU	57	2003-05
Faulkner, Chris, (TE) Florida	88	1984
Fawcett, Jake, (T) SMU	57/42	1942, 44, 46
Fears, Tom, (E) UCLA	55/80	1948-56
Feeley, A.J., (QB) Oregon	4	2010-11
Fells, Daniel, (TE) California-Davis	46	2008-10
Ferragamo, Vince, (QB) Nebraska	15	1977-80, 82-84
Ferris, Neil, (DB) Loyola (CA)	80	1953
Fichtel, Brad, (G) Eastern Illinois	68	1994
Fields, Mark, (LB) Washington State	55	2001
Figaro, Cedric, (LB) Notre Dame	53	1995-96
Finch, Karl, (E) Cal Poly-Pomona	88	1962
Finlay, Jack, (G) UCLA	68	1947-51
Finnegan, Cortland, (CB) Samford	31	2012
Fisher, Bryce, (DE) Air Force Academy	94	2002-04
Fisher, Tony, (RB) Notre Dame	30	2006
Fisher, Travis, (CB) Central Florida	22	2002-06
Fisk, Jason, (DT) Stanford	96	2006
Fitzpatrick, Ryan, (QB) Harvard	12/11	2005-06
Flannery, John, (C) Syracuse	63	1998-99
Fletcher, Bradley, (CB) Iowa	32	2009-12
Fletcher, London, (LB) John Carroll	59	1998-2001
Foster, Brooks, (WR) North Carolina	83	2009
Foster, Renardo, (T) Louisville	70	2010
Flowers, Erik, (DE) Arizona State	96	2003-04
Floyd, Malcolm, (WR) Fresno State	82	1997
Fournet, Sid, (DT) LSU	68	1955-56
Fox, Tim, (S) Ohio State	48	1985-86
Fraleigh, Hank, (C) Robert Morris	65	2010
France, Doug, (T) Ohio State	77	1975-81
Francis, Jon, (RB) Boise State	35	1987
Franckhauser, Tom, (DB) Purdue	81	1959
Frette, Gus, (QB) Tulsa	12	2006-07
Friend, Benjamin, (T) LSU	35	1939
Fry, Bob, (T) Kentucky	75	1953-59
Fry, Dustin, (C) Clemson	62	2007
Fuller, Frank, (DT) Kentucky	71	1953-58
Fuller, Steve, (QB) Clemson	4	1983
Fulton, Ed, (G) Maryland	68	1978
Furrer, Will, (QB) Virginia Tech	9	1997
Furrey, Mike, (WR/S) Northern Iowa	82/25	2003-05

## G

Gabriel, Roman, (QB) North Carolina State	18	1962-72
Gado, Samkon, (RB) Liberty	38	2008-09
Galovich, Anthony, (B) Wake Forest	1	1941



# ALL-TIME ROSTER

NAME (POSITION) COLLEGE	#	RAM YEARS
Ganaway, Terrance, (RB) Baylor	42	2012
Gandy, Wayne, (T) Auburn	70	1994-98
Garcia, Frank, (C) Washington	65	2001-02
Garrett, Kevin, (CB) SMU	21	2003-04
Gary, Cleveland, (RB) Miami (FL)	43	1989-93
Gary, Willie, (S) Kentucky	30	2001
Gaskins, Percell, (LB) Kansas State	54	1996
Geddes, Ken, (LB) Nebraska	36	1971-75
Gehrke, Clarence (Fred), (RB) Utah	18	1940, 45-49
George, Bill, (LB) Wake Forest	61	1966
Gerak, John, (G) Penn State	66	1997
Gerdine, Tom, (WR) Northeast Missouri State	87	1976
Germaine, Joe, (QB) Ohio State	9	1999-2000
Giannoni, John, (E) St. Mary's (CA)	19	1938
Gibson, Brandon, (WR) Washington State	11	2009-12
Gibson, Gary, (DT) Rutgers	71	2009-11
Gibson, Tom, (DE) Northern Arizona	75	1991
Gibson, William (Joe), (E) Tulsa	63	1942, 44
Gift, Wayne, (QB) Purdue	3	1937
Gilbert, Lewis, (TE) Florida	89	1981
Gilbert, Sean, (DT) Pittsburgh	90	1992-95
Gill, Owen, (RB) Iowa	30	1987
Gillette, James, (RB) Virginia	9/24	1940, 44-45
Gilyard, Mardy, (WR) Cincinnati	81	2010
Givens, Chris, (WR) Wake Forest	13	2012
Glover, La'Roi, (DT) San Diego State	97	2006-08
Goddard, Edwin, (RB) Washington State	7/28	1937-38
Godfrey, Herbert, (E) Washington State	46	1942
Goebes, Leo, (G) Hawaii	79	1993-96
Goelak, Hank, (T) Cal State-Fullerton	63	1987
Goldberg, Adam, (G/T) Wyoming	72/73	2006-11
Goodnight, Owen, (RB) Hardin-Simmons	16	1941
Goodspeed, Joey, (RB) Notre Dame	44	2003-04
Goosby, James, (C) Mississippi State	24	1940
Goosby, Mike, (LB) Notre Dame	51	2005
Gordon, Dick, (WR) Michigan	5	1972-73
Gordon, Lamar, (RB) North Dakota State	34	2002-03
Gordy, Josh, (CB) Central Michigan	38	2011
Gorin, Brandon, (T) Purdue	77	2007-08
Gorrer, Danny, (CB) Texas A&M	25	2009
Gossett, Bruce, (K) Richmond	30	1964-64
Grant, Larry, (LB) Ohio State	59	2008-10
Grant, Otis, (WR) Michigan State	82	1983-84
Grasmanis, Paul, (DT) Notre Dame	95	1999
Gravelle, Gordon, (T) BYU	73	1979
Gray, Jerry, (CB) Texas	25	1985-91
Greco, John, (G) Toledo	79	2008-10
Green, Brandon, (DE) Rice	93	2005-06
Green, Gary, (CB) Baylor	27	1984-85
Green, Gaston, (RB) UCLA	44	1988-90
Green, Harold, (RB) South Carolina	30	1996
Green, Trent, (QB) Indiana	10/12	2000, 2008
Greene, Kevin, (LB) Auburn	91	1985-92
Greenwood, Donald, (RB) Illinois	66	1945
Gregory, Jack, (G) Tennessee-Chattanooga	23	1941
Gremminger, Hank, (DB) Baylor	46	1966
Grier, Roosevelt, (DT) Penn State	76	1963-66
Griffin, Bob, (C) Arkansas	58	1953-57
Griffin, Courtney, (CB) Fresno State	42	1992-93
Griffin, John, (DB) Memphis State	45	1963
Griffith, Howard, (RB) Illinois	30	1993-94
Groce, DeJuan, (CB) Nebraska	24	2003-05
Grutadauria, Mike, (C) Central Florida	60	1996-99
Gudauskas, Peter, (G) Murray State	3	1940
Guillory, Anthony, (LB) Lamar Tech	88	1965, 67-68
Guman, Mike, (RB) Penn State	44	1980-88
Gutknecht, Albert, (G) Niagara	25	1944
Guzik, John, (LB) Pittsburgh	60	1959-60

## H

Haayer, Adam, (T) Minnesota	64	2006
Haden, Pat, (QB) USC	11	1976-81
Hadl, John, (QB) Kansas	21	1973-74
Hagens, Marques, (WR)	15	2007
Hager, Britt, (LB) Texas	57	1997
Haggan, Mario, (LB) Mississippi State	51	2012

NAME (POSITION) COLLEGE	#	RAM YEARS
Hakim, Az-Zahir, (WR) San Diego State	81	1998-2001
Hall, Alvin, (DB) no college	46	1961-63
Hall, Dante, (WR) Texas A&M	82	2007-08
Hall, Darryl, (CB) San Diego State	27	1987
Hall, James, (DB) Michigan	96	2007-11
Hall, Jeff, (K) Tennessee	5	2000
Hall, Parker, (RB) Mississippi	32	1939-42
Halleck, Paul, (E) Ohio	16	1937
Halliday, Jack, (DT) SMU	36	1951
Halverson, Dean, (LB) Washington	56	1968, 72
Haman, John, (C) Northwestern	15	1940-41
Hamilton, Raymond, (E) Arkansas	27/44	1938, 44-47
Hanneman, Charles, (E) Eastern Michigan	31	1941
Harding, Roger, (C) California	15	1945-45
Hardy, Jim, (DB) USC	21	1946-48
Hargain, Tony, (WR) Oregon	47	1993
Hargrove, Anthony, (DE) Georgia Tech	95	2004-06
Harkey, Cory, (TE) UCLA	46	2012
Harmon, Tom, (RB) Michigan	98	1946-47
Harrak, Dennis, (G) Miami (FL)	60	1975-87
Harris, Al, (CB) Texas A&M (Kingsville)	31	2011
Harris, Arlen, (RB) Virginia	33	2003-05
Harris, Derrick, (RB) Miami (FL)	34/33	1996-99
Harris, Eric, (DB) Memphis State	26	1983-85
Harris, James, (DB) Temple	99	1996
Harris, James, (QB) Grambling	12	1973-76
Harris, Jim, (DB) Oklahoma	44	1958
Harris, Joe, (LB) Georgia Tech	51	1979-81
Harris, Kay-Jay, (RB) West Virginia	33	2006
Harris, Marv, (LB) Stanford	60	1964
Harrison, Dennis, (DE) Vanderbilt	68	1985
Harry, Emile, (WR) Stanford	22	1992
Hart, Clinton, (S) Central Florida CC	42	2009
Hatcher, Dale, (P) Clemson	3	1985-89, 91
Hauser, Art, (DT) Xavier (OH)	65	1954-57
Hawkins, Bill, (DT) Miami (FL)	70	1989-92
Hawthorne, Michael, (S) Purdue	27	2005
Hayes, Eric, (DT) Florida State	93	1992
Hayes, Larry, (C) Vanderbilt	31	1962-63
Hayes, William, (DE) Winston-Salem State	95	2012
Haymond, Alvin, (DB) Southern (LA)	23	1969-71
Haynes, Hall, (DB) Santa Clara	22	1954-56
Heard, Kellen, (DT) Memphis	96	2012
Heckard, Steve, (E) Davidson	20	1965-66
Hecker, Bob, (DB) Baldwin-Wallace	48	1952
Hecker, Norb, (DB) Baldwin-Wallace	88	1951-53
Hector, Willie, (T) Pacific	62	1961
Hedgecock, Madison, (FB) North Carolina	44	2005-07
Heineman, Ken, (B) Texas Mines	7	1940
Hekker, Johnny, (P) Oregon State	6	2012
Helton, Barry, (P) Colorado	9	1991
Henderson, Wymon, (CB) UNLV	24	1993-94
Henley, Darryl, (CB) UCLA	20	1989-94
Henley, June, (RB) Kansas	26	1998
Henry, Bernard, (WR) Arizona State	82	1987
Henry, Mike, (LB) USC	53	1962-64
Henry, Urban, (DT) Georgia Tech	67	1961
Herring, Kim, (S) Penn State	20	2001-03
Herrmann, Mark, (QB), Purdue	9	1988-89
Hershey, Kirk, (E) Cornell	22	1941
Hesse, Jon, (LB) Nebraska	53	1998
Hester, Jessie, (WR) Florida State	86	1994-95
Hetherington, Chris, (RB) Yale	44	2002
Heyward, Craig (Ironhead), (RB) Pittsburgh	34	1997
Hickey, Howard (Red), (E) Arkansas	53	1941, 45-48
Hicks, Clifford, (CB) Oregon	28/23	1987-90
Hicks, Victor, (TE) Oklahoma	81	1980
Hightower, John (Ben), (E) Sam Houston	53	1942
Hill, David, (TE) Texas A&I	81	1983-87
Hill, Drew, (WR) Georgia Tech	87	1979-84
Hill, Eddie, (RB) Memphis State	24	1979-80
Hill, Eric, (LB) LSU	54	1998
Hill, Greg, (RB) Texas A&M	27	1998
Hill, Kent, (G) Georgia Tech	72	1979-86
Hill, Tye, (CB) Clemson	26	2006-08
Hill, Winston, (T) Texas Southern	73	1977



# ALL-TIME ROSTER

NAME (POSITION) COLLEGE	#	RAM YEARS
Hirsch, Eroy (Crazylegs) (E/RB) Wisconsin	40	1949-57
Hitt, Joel (E) Mississippi College	7	1939
Hobgood-Chittick, Nate (DT) North Carolina	95	1999-2000
Hock, John (G) Santa Clara	63	1953-57
Hodges, Reggie (P) Ball State	4	2005
Hodgins, James (FB) San Jose State	42	1999-2002
Hoerner, Dick (RB) Iowa	31	1947-51
Hoffman, Bob (RB) USC	16	1946-48
Holcombe, Robert (RB) Illinois	25	1998-2001
Holladay, Bob (RB) Tulsa	46	1956
Holliday, Marcus (RB) Memphis	31	1996
Holohan, Pete (TE) Notre Dame	81	1988-90
Holovak, Mike (RB) Boston College	45	1992-1996
Holt, Torry (WR) North Carolina State	88/81	1999-2008
Holtzman, Glenn (T) North Texas State	79	1955-58
Homco, Thomas (LB) Northwestern	57	1993-96
Hood, Rod (CB) Auburn	26	2011
Hoomanawanui, Michael (TE) Illinois	86	2010-11
Hope, Neil (LB) USC	96	1987
Horan, Mike (P) Long Beach State	2	1997, 99
Hord, Roy (G) Duke	64	1960-62
Horne, Tony (WR) Clemson	82	1998-2000
Horton, Greg (G) Colorado	63	1976-78, 80
Horvath, Les (RB) Ohio State	12	1947-48
House, Kevin (WR) Southern Illinois	83	1986-87
Houser, John (C/G) Redlands	63	1957-59
Howard, Brian (DT) Idaho	98	2004-05
Howard, Dana (LB) Illinois	50	1995
Howard, Gene (DB) Langston	46	1971-72
Hubbell, Frank (DE/TE) Tennessee	21	1947-49
Huerta, Carlos (K) Miami (FL)	6	1996
Huffman, Dick (T) Tennessee	20	1947-50
Huggins, Roy (FB) Vanderbilt	53	1944
Hughes, Ed (DB) Tulsa	49	1954-55
Hughes, Kevin (G) SE Louisiana	34	2011
Hull, Josh (LB) Penn State	56	2010-12
Humphrey, Bobby (CB) New Mexico State	48	1990
Humphrey, Buddy (QB) Baylor	10	1959-60
Hunter, Art (C) Notre Dame	56	1960-64
Hunter, Tony (TE) Notre Dame	87	1985-85
Hunter, Wayne (T) Hawaii	72	2012
Hupke, Thomas (G) Alabama	1/22	1938-39
Hyder, Gaylon (DT) TCU	94	1999-2000

## I

Iglehart, Floyd (DB) Wiley	49	1958
Iman, Ken (C) Southeast Missouri State	50	1965-74
Incognito, Richie (C/G) Nebraska	68	2005-09
Irvin, LeRoy (CB) Kansas	47	1980-89
Irwin, Heath (G) Colorado	63	2002
Israel, Steve (CB) Pittsburgh	31	1992-94
Isselhardt, Ralph (G) Franklin (IN)	15	1937
Ivy, Corey (CB) Oklahoma	35	2005
Iwuoma, Chidi (CB) California	20	2006

## J

Jackson, Alfred (CB) San Diego State	31	1989-90
Jackson, Brian (CB) Oklahoma	22	2011
Jackson, Harold (WR) Jackson State	29	1968, 73-77
Jackson, Kirby (CB) Mississippi State	36	1987
Jackson, Monte (CB) San Diego State	28	1975-77
Jackson, Rusty (P) LSU	9	1976
Jackson, Steven (RB) Oregon State	39	2004-12
Jackson, Tyoka (DT) Penn State	97	2001-05
Jacobs, Jack (QB) Oklahoma	43	1942, 45
Jacoby, Mitch (TE) Northern Illinois	46/89	1997-98
James, Jesse (C) Mississippi State	69	1995-96
Janerette, Charlie (G) Penn State	67	1960
Janiak, Len (FB) Ohio	38	1940-42
Jaworski, Ron (QB) Youngstown State	16	1974-76
Jenkins (Cox), Robert (T) UCLA	72	1987-93
Jenkins, Carlos (LB) Michigan State	51	1995-96
Jenkins, Jr., Billy (S) Howard	22	1997-99
Jenkins, Janoris (CB) Northern Alabama	21	2012
Jerue, Mark (LB) Washington	59	1983-89
Jessie, Ron (WR) Kansas	81	1975-79

NAME (POSITION) COLLEGE	#	RAM YEARS
Jeter, Gary (DE) USC	77	1983-88
Jobko, Bill (LB) Ohio State	57	1958-62
Jodan, Jim (RB) Carthage	43	1977-79
Johns, Freeman (WR) SMU	88	1976-77
Johnson, Bill (DT) Michigan State	79	1997
Johnson, Chris (CB) Louisville	37	2005
Johnson, Clyde (T) Kentucky	8	1946-47
Johnson, Damone (TE) Cal Poly-SLO	86	1986-92
Johnson, Darcy (TE) Central Florida	87	2010
Johnson, Donald (C) Northwestern		1942
Johnson, Holbert (CB) New Mexico State	46	1987
Johnson, Johnnie (S) Texas	20	1980-89
Johnson, Marquis (S) Alabama	25	2010-11
Johnson, Marvin (DB) San Jose State	27	1951-52
Johnson, Mitch (T) UCLA	70	1969-70
Johnson, Ray (HB) Denver	12	1937-38
Johnson, Samuel (WR) Prairie View A&M	89	1987
Johnson, Todd (S) Florida	25	2007-08
Johnson, Trevor (DE) Nebraska	93	2007
Johnson, Trumaine (CB) Montana	22	2012
Jones, A.J. (RB) Texas	24	1982-85
Jones, Bert (QB) LSU	17	1982
Jones, Clarence (T) Maryland	72	1994-95
Jones, Cody (DT) San Jose State	76	1974-78, 80-82
Jones, David (Deacon) (DE) South Carolina State	75	1961-71
Jones, Donnie (P) LSU	5	2007-11
Jones, Ernie (WR) Indiana	86	1993
Jones, Gordon (WR) Pittsburgh	25	1983-84
Jones, Harvey (RB) Baylor	12	1944-45
Jones, Jimmie (DT) Miami (FL)	98	1994-96
Jones, Jimmy (RB) Washington	37	1958
Jones, Mike A. (LB) Missouri	52	1997-2000
Jones, Mike D. (DE) North Carolina State	90	1998
Jones, Nate, (WR) Texas	18	2009
Jones, Robert (LB) East Carolina	55	1996-97
Jones, Rod (T) Kansas	60	2001
Jones, Willie (T) Grambling	70	1999
Jordan, Jeff (RB) Washington	31	1970
Josephson, Les (RB) Augustana	34	1964-67, 69-74
Jue, Bhawoh (S) Penn State	33	2007
Justin, Paul (QB) Arizona State	16	1999-2001
Justin, Sid (CB) Long Beach State	31/29	1979

## K

Kabealo, Michael (RB) Ohio State	16	1944
Kacyvensky, Isaiah (LB) Harvard	58	2006
Kalafat, Jim (LB) Montana State	92	1987
Kalmanir, Tom (Cricketer), (RB) Nevada	24	1949-51
Kamana, John (RB) USC	46	1984
Karney, Mike (FB) Arizona State	44	2009-2010
Karras, Ted (G) Indiana	71	1966
Karrilvacz, Carl (DB) Syracuse	31	1959-60
Karrs, John (QB) Duquesne	35	1944
Kay, Rick (LB) Colorado	52	1975-77
Kazadi, Mwuadianvita (LB) Tulsa	59	1997
Keane, Tom (DB) West Virginia	10	1948-51
Keeble, Joe (RB) UCLA	9	1937
Kehl, Bryan (LB) BYU	50	2010-11
Kelly, Joe (LB) Washington	52	1994
Kelm, Larry (LB) Texas A&M	52	1987-92
Kelsay, Chad (LB) Nebraska	58	2000
Kemp, Jeff (QB) Dartmouth	9	1981-85
Kendricks, Lance (TE) Wisconsin	88	2011-12
Kennerson, John (T) Kentucky State	72	1960
Kennedy, Jimmy (DT) Penn State	73	2003-06
Kennison, Eddie (WR) LSU	88	1996-98, 2008
Kent, Jordan (WR) Oregon	87	2009
Kersten, Wally (T) Minnesota	79	1982
Kilgore, Jon (P) Auburn	13	1965-67
Kimbrough, Elbert (DB) Northwestern	83	1961
Kinchen, Todd (WR) LSU	81	1992-95
Kinek, Michael (E) Michigan State	9	1940
King, Andy (T) Illinois State	68	2002-03
King, Justin (CB) Penn State	32	2008-11
Kirk, Ken (C) Mississippi	51	1963
Kirksey, Jon (G/DT) Sacramento State	65	1995-96





# ALL-TIME ROSTER

NAME (POSITION) COLLEGE	#	RAM YEARS
Klein, Bob, (TE) USC	80	1969-76
Klopfenstein, Joe, (TE) Colorado	82/88	2006-08
Klosterman, Don, (QB) Loyola (CA)	10	1952
Klostermann, Bruce, (LB) North Dakota State	97	1990
Knight, Marion, (DE) UNLV	79	1987
Koch, George, (RB) St. Mary's (TX)	19	1945
Konetsky, Floyd, (E) Florida	38	1944-45
Kostich, Michael, (T) Detroit Tech H.S.	28	1941
Kovatch, John, (E) Northwestern	16	1938
Kowalski, Gary, (T) Boston College	76	1983
Krause, William, (G) Baldwin-Wallace	37	1938
Krieder, Dan, (FB) New Hampshire	36	2008
Ksionyak, John, (QB) St. Bonaventure	26	1947
Kyle, Jason, (LB) Arizona State	58	2000

## L

LaChapelle, Sean, (WR) UCLA	88	1993
LaHood, Mike, (G) Wyoming	64/68	1969, 71-72
Laing, Aaron, (TE) New Mexico State	45/86	1996-98
Lamson, Chuck, (DB) Wyoming	4	1965-67
Landeta, Sean, (P) Towson State	5	1993-96, 2003-04
Lane, Dick (Night Train), (DB) Scottsbluff J.C.	81	1952-53
Lang, David, (RB) Northern Arizona	38	1991-94
Lang, Israel, (RB) Tennessee State	39	1969
Lange, Bill, (G) Dayton	26/65	1951-52
Langford, Kendall, (DT) Hampton	98	2012
Lansford, Buck, (G) Texas	63	1958-60
Lansford, Mike, (K) Washington	4/1	1982-90
Lapka, Myron, (DT) USC	67	1982-83
Larsen, Gary, (DT) Concordia	83	1964
Lassiter, Kwamie, (S) Kansas	42	2004
Latin, Jerry, (RB) Northern Illinois	36	1978
Laughlin, Jim, (LB) Ohio State	57	1985-86
Laurinaitis, James, (LB) Ohio State	55	2009-12
Lazetich, Milan, (G) Michigan	27	1945-50
Lazetich, William, (RB) Montana	24	1939, 42
Learn, Leslie, (G) Manitoba, Canada	41	1944-46
Leber, Ben, (LB) Kansas State	59	2011
Leckey, Nick, (G) Kansas State	60	2007-08
Lee, Amp, (RB) Florida State	31	1997-99
Lee, Bob, (QB) Pacific	19	1979-80
Leggett, Earl, (LB) LSU	72	1966
Lehr, Matt, (C) Virginia Tech	69	2004
Lenon, Paris, (LB) Richmond	53	2009
Leonard, Brian, (RB) Rutgers	23	2007-08
Leonard, Louis, (DT) Fresno State	71	2007
Lester, Tim, (RB) Eastern Kentucky	34	1992-94
Levitt, Chad, (RB) Cornell	34	1999
LeVoi, Mark, (T) Notre Dame	75	2007, 2011
Levy, Leonard (Butch), (T) Minnesota	76	1945-46
Lewis, Arthur, (G) Ohio	11	1938-39
Lewis, Chad, (TE) BYU	49	1989-99
Lewis, Damione, (DT) Miami (FL)	92	2001-05
Lewis, David, (LB) USC	51	1983
Lewis, Michael, (S) Colorado	22	2010
Lewis, Woodley, (DB/E) Oregon	30/20	1950-55
Liles, Elvin, (G) Oklahoma A&M	17	1945
Lilja, George, (C) Michigan	59	1982-83
Lilly, Sammy, (CB) Georgia Tech	27	1991-92
Lincoln, Jeremy, (CB) Tennessee	39	1996
Lipscomb, Gene, (DT) no college	78	1953-55
Little, Leonard, (LB/DE) Tennessee	57/91	1998-2009
Littlefield, Carl, (RB) Washington State	34	1938
Livingston, Cliff, (LB) UCLA	58	1963-65
Livingston, Ted, (T/G) Indiana	18/31	1937-40
Lloyd, Brandon, (WR) Illinois	83	2011
Locklin, Jerry, (TE) New Mexico State	83	1982
Lofton, James, (WR) Stanford	22	1993
Lohmiller, Chip, (K) Minnesota	8	1996
Lomack, Tony, (WR) Florida	82	1990
Loneker, Keith, (G) Kansas	64	1993-95
Long, Bob, (LB) UCLA	84	1960-61
Long, Bob, (WR) Wichita State	86	1970
Long, Chris, (DE) Virginia	72	2008-12
Long, Chuck, (QB) Iowa	16	1990
Long, Darren, (TE) Long Beach State	45	1986

NAME (POSITION) COLLEGE	#	RAM YEARS
Looker, Dane, (WR) Washington	89	2002-08
Lothridge, Billy, (P) Georgia Tech	10	1965
Love, Duval, (G) UCLA	67	1985-91
Love, John, (WR) North Texas State	49	1972
Loverne, David, (G) San Jose State	61	2003
LoVetere, John, (DT) Compton J.C.	76	1959-62
Loyd, Jeremy, (LB) Iowa State	56	2003-04, 05
Lucas, Justin, (S) Abilene Christian	41	2004
Lundy, Lamar, (DE/TE) Purdue	85	1957-69
Lyght, Todd, (CB) Notre Dame	41	1991-2000
Lyle, Keith, (S) Virginia	35	1994-2000
Lyman, Delbert, (T) UCLA	1/45	1941, 44

## M

Mack, Tom, (G) Michigan	65	1966-78
Maddox, Tommy, (QB) UCLA	8	1994
Magnani, Dante, (RB) St. Mary's (CA)	8/24	1940-42, 47-48
Maier, Francis, (B) Toledo	9	1941
Manning Jr., Ricky, (CB) UCLA	27	2008
Manumaleuna, Brandon, (TE) Arizona	86	2001-05
Marchlewski, Frank, (C) Minnesota	56	1965, 68-69
Marconi, Joe, (RB) West Virginia	34	1956-61
Markov, Victor, (T) Washington	12	1938
Marshall, Larry, (WR) Maryland	44	1978
Martin, Aaron, (DB) North Carolina College	42	1964-65
Martin, Chris, (LB) Auburn	53	1993-94
Martin, Jamie, (QB) Weber State	8/9/10/12/11	1993-96, 2001-02, 04-05
Martin, John, (C) Navy	23	1947-49
Martin, Ruvel, (WR) Saginaw Valley State	82	2009
Maslowski, Matt, (WR) San Diego	48	1971
Mason, Tommy, (RB) Tulane	20	1967-70
Massey, Chris, (LS/FB) Marshall	45	2002-10
Matau, Chris, (G) BYU	51	1987
Matheson, Riley, (G/LB) Texas Mines	11/13	1939-42, 44-47
Matson, Ollie, (RB/E) USF	33	1959-62
Mattison, Bryan, (G) Iowa	67	2011
Mattos, Harry, (RB) St. Mary's (CA)	7	1937
Maumalanga, Chris, (DT) Kansas	98	1997
May, Francis (Jack), (C) Centenary	24	1938
Mayer, Carl, (RB) Texas	49	1952
McBride, Tod, (S) UCLA	27	2004
McBurrows, Gerald, (S) Kansas	23	1995-98
McCleon, Dexter, (CB) Clemson	24/21	1997-2002
McCollum, Andy, (C/G) Toledo	64/67	1999-2007
McCormick, Tom, (RB) Pacific	23	1953-55
McCutcheon, Lawrence, (RB) Colorado State	30	1972-79
McDonald, James, (TE) USC	83	1983-85, 87
McDonald, Mike, (LB) USC	63	1983-84, 86-91
McDonald, Shaun, (WR) Arizona State	84	2003-06
McDonald, Tommy, (WR) Oklahoma	29	1965-66
McDonough, Paul, (E) Utah	19	1939-41
McFadin, Bud, (DT/T) Texas	62	1952-56
McGarigle, Tim, (LB) Northwestern	59	2007
McGarry, Barney, (G) Utah	30	1939-42
McGee, Buford, (RB) Mississippi	24	1987-91
McGee, Willie, (WR) Alcorn A&M	24	1974-75
McGlosson, Ed, (C) Youngstown State	54	1980
McGrorty, Dusty, (RB) Southern Oregon	36	2004
McIlhany, Dan, (DB) Texas A&M	17	1965
McIntosh, Rocky, (LB) Miami (Fla.)	50	2012
McJulien, Paul, (P) Jackson State	16	1993
McKee, Ryan, (T) Southern Mississippi	68	2009
McKeever, Marlin, (LB/TE) USC	86	1961-66, 71-72
McKinnely, Phil, (T) UCLA	73	1981
McKinney, Jeremy, (T) Iowa	68	1998
McLain, Kevin, (LB) Colorado State	50	1976-79
McLaughlin, Leon, (C) UCLA	50	1951-55
McLaughlin, Steve, (K) Arizona	3	1995
McLeod, Rodney, (S) Virginia	23	2012
McMichael, Randy, (TE) Georgia	84	2007-09
McMillan, Eddie, (CB) Florida State	41	1973-75
McNeal, Travis, (TE) Tennessee-Chattanooga	82	1992-93
McNeill, Mike, (TE) Nebraska	89	2012
McNeil, Ryan, (CB) Miami (FL)	47	1997-98
McQuaide, Jake, (LS) Ohio State	44	2011-12



# ALL-TIME ROSTER

NAME (POSITION) COLLEGE	#	RAM YEARS
McRaven, William, (RB) Murray State	22	1939
Meador, Ed, (DB) Arkansas Tech	21	1959-70
Meisner, Greg, (DE) Pittsburgh	60	1981-88
Mello, Jim, (RB) Notre Dame	65	1948
Mergenthal, Art, (G) Notre Dame	31	1945-46
Messner, Mark, (LB) Michigan	60	1989
Michaels, Lou, (DE) Kentucky	55	1958-60
Mickel, Jeff, (T) Eastern Washington	77	1990
Middleton, Ron, (TE) Auburn	87	1994
Mikell, Quintin, (S) Boise State	27	2011-12
Milnichik, Joe, (G) North Carolina State	71	1990-92
Millen, Hugh, (QB) Washington	12	1987
Miller, Brit, (FB) Illinois	49	2010-12
Miller, Charles, (G) Purdue	25	1937
Miller, Chris, (QB) Oregon	13/12	1994-95
Miller, Clark, (DE) Utah State	78	1970
Miller, Drew, (C) Florida	67	2011
Miller, Fred, (T) Baylor	73	1996-99
Miller, Keith, (LB) California	53	2000
Miller, Paul, (DE) LSU	81	1954-57
Miller, Nick, (WR) Southern Utah	17	2011
Miller, Ralph, (T) Rice	38/27	1937-38
Miller, Ron, (E) USC	89	1956
Miller, Ron, (QB) Wisconsin	9	1962
Miller, Shawn, (NT) Utah State	98	1984-89
Miller, Willie, (WR) Colorado State	82	1978-82
Milligan, Hanik, (S) Houston	37	2007
Miner, Billy, (T) Houston	77	1996
Minor, Travis, (RB) Florida State	22	2007-08
Misko, John, (P) Oregon State	6	1982-84
Mitchell, Lydell, (RB) Penn State	22	1980
Moan, Emmett (Kelly), (RB) West Virginia	6	1939
Mobley, Stacey, (WR) Jackson State	81	1987
Molden, Frank, (DT) Jackson State	78	1965
Monaco, Raymond, (G) Holy Cross	16	1945
Montgomery, Tyrone, (RB) Mississippi	25	1995
Moore, Eric, (DE) Florida State	92	2006-08
Moore, Jeff, (WR) Tennessee	86	1980-81
Moore, Jerald, (RB) Oklahoma	44	1996-98
Moore, Malcolm, (TE) USC	84	1987
Moore, Tom, (RB) Vanderbilt	25	1966
Moran, Sean, (DE) Colorado State	77	2000-01
Morris, George, (RB) Baldwin-Wallace	4	1941-42
Morris, Jack, (DB) Oregon	40	1958-60
Morris, Larry, (LB) Georgia Tech	56/31	1955-57
Morrow, John, (C) Michigan	51	1956-59
Morton, Mike, (LB) North Carolina	58	1999
Moss, Brent, (RB) Wisconsin	31	1995
Mucha, Rudolph, (G) Washington	27	1941, 45
Mulligan, Matthew, (TE) Maine	82	2012
Munson, Bill, (QB) Utah State	19	1964-67
Murphy, Harvey (Ham), (E) Mississippi	28	1940
Murphy, Jerome, (CB), (S) South Florida	23	2010
Murphy, Phil, (DT) South Carolina State	95	1980-81
Murphy, Yo, (WR) Idaho	83	2001-02
Murray, Joe, (G) USC	76	1987
Myers, Brad, (RB) Bucknell	28	1953-56
Myers, Jack, (RB/DB) UCLA	31	1952

## N

Namath, Joe, (QB) Alabama	12	1977
Naumetz, Fred, (LB/C) Boston College	22	1946-50
Nead, Spencer, (TE/FB) BYU	47	2003
Neill, Ryan, (LS) Rutgers	92	2009
Nelson, Bill, (DT) Oregon State	67	1971-75
Nelson, Chuck, (K) Washington	13	1983
Nelson, Terry, (TE) Arkansas AM&N	83	1973-80
Nemeth, Stephen, (QB) Notre Dame	10	1945
Ness, Nate, (CB) Arizona	30	2011
Nettles, Jim, (DB) Wisconsin	19	1969-72
Newberry, Tom, (G) Wisconsin-LaCrosse	66	1986-94
Newman, Anthony, (S) Oregon	26	1988-94
Newsome, Vince, (S) Washington	22	1983-90
Newton, Tony, (LB) Utah State	51	2004
Nichols, Bob, (T) Stanford	77	1966-67
Niklos, J.R., (RB) Western Illinois	25	2002

NAME (POSITION) COLLEGE	#	RAM YEARS
Nix, John, (B) Mississippi State	6	1940
Nixon, David, (LB) Brigham Young	51	2010-11
Noa, Kaulana, (T) Hawaii	71	2000-01
Noble, Don, (TE) California	86	1987
Noll, Ben, (G/T) Pennsylvania	64	2005
Norwood, Jerious, (RB) Mississippi State	34	2011
Nsekhe, Ty, (T) Texas State	60	2012
Null, Keith, (QB) West Texas A&M	9	2009
Nutton, Tom, (C/G) Western Michigan	61	1998-2002, 04-05
Nuzum, Rick, (C) Kentucky	51	1977

## O

O'Berry, Herman, (CB) Oregon	42	1996
O'Neal, Leslie, (DE) Oklahoma State	91	1996-97
O'Neill, William, (RB) Detroit		1937
O'Steen, Dwayne, (CB) San Jose State	33	1978-79
Odom, Ricky, (DB) USC	23	1979
Ojinnaka, Quinn, (G) Syracuse	69	2012
Olsen, Merlin, (DT) Utah State	74	1962-76
Olsen, Norman, (T) Alabama	65	1944
Olsen, Phil, (DT/DE) Utah State	72	1971-74
Olson, Glenn, (B) Iowa	25	1940
Ogbonnaya, Chris, (RB) Texas	22	2009
Onobun, Fendi, (TE) Arizona	48	2010
Osborne, Chuck, (DT) Arizona	97	1996
Ottis, Brad, (DE) Wayne State (NE)	95	1996
Owens, Mel, (LB) Michigan	58	1981-89
Owens, Richard, (FB) Louisville	49	2007

## P

Pace, Orlando, (T) Ohio State	76	1997-2008
Pacheco, Chris, (NT) Fresno State	42	1987
Pagel, Mike, (CB) Arizona State	14	1991-93
Pahukoa, Jeff, (G) Washington	69	1991-93
Panfil, Ken, (T) Purdue	73	1956-58
Pankey, Irv, (T) Penn State	75	1980-90
Pardee, Jack, (LB) Texas A&M	32	1957-70
Parks, Cord, (WR/CB) Northeastern	23	2009
Parish, Don, (LB) Stanford	57	1971
Parke, Anthony, (CB) Arizona State	27	1995-96
Parquet, Jeremy, (T) Southern Mississippi	64	2006-07
Pasqua, Joe, (T) SMU	65	1942, 46
Pasquariello, Ralph, (RB) Villanova	36	1950
Pastorini, Dan, (QB) Santa Clara	10	1981
Patt, Maurice (Babe), (E) Carnegie Tech	2	1939-42
Pattinson, Mark, (WR) Washington	83	1986
Paul, Don, (LB) UCLA	57	1948-55
Peacock, Elvis, (RB) Oklahoma	34	1979-80
Pead, Isaiah, (RB) Cincinnati	24	2012
Pelshak, Troy, (LB) North Carolina A&T	91	1999-2000
Penaranda, Jairo, (RB) UCLA	22	1981
Pergine, John, (LB) Notre Dame	52	1969-72
Perkins, Art, (RB) North Texas State	37	1962-63
Perrie, Michael, (B) St. Mary's (CA)	6	1939
Perry, Gerald, (T) Southern (LA)	64	1991-92
Perry, Rod, (CB) Colorado	49	1975-82
Petchel, John, (QB) Duquesne	50/17	1942, 44
Peterson, Jim, (LB) San Diego State	57	1974-75
Peterson, Nelson, (RB) West Virginia Wesleyan	11	1938
Petitbon, Richie, (DB) Tulane	17	1969-70
Pettitt, Rob, (T) Pittsburgh	71	2007
Pettis, Austin, (WR) Boise State	18	2011-12
Phifer, Roman, (LB) UCLA	58	1991-98
Phillips, George, (LB) UCLA	16	1945
Phillips, Jim (Red), (E) Auburn	82	1958-64
Phillips, Joe, (DT) SMU	66	1998
Phillips, Lawrence, (RB) Nebraska	21	1996-97
Phillips, Rod, (RB) Jackson State	39	1975-78
Pickett, Ryan, (DT) Ohio State	79	2001-05
Piel, Mike, (DT) Illinois	95	1989-92
Pifferini, Bob, (LB) UCLA	54	1977
Pike, Chris, (DT) Tulsa	93	1991
Pillath, Roger, (T) Wisconsin	72	1965
Pincura, Stanley, (QB) Ohio State	1/15	1937-38
Pinkney, Lovell, (TE) Texas	83	1995
Pittman, Antonio, (RB) Ohio State	30	2007-08



# ALL-TIME ROSTER

NAME (POSITION) COLLEGE	#	RAM YEARS
Pitts, Elijah, (RB) Philander Smith	22	1970
Pitts, Hugh, (LB) TCU	56	1956
Pivec, Dave, (TE) Notre Dame	83	1966-68
Platukas, George, (E) Duquesne	70	1942
Pleasant, Mike, (CB) Oklahoma	43	1984
Plum, Milt, (G/C) Penn State	16	1968
Plummer, Tony, (DB) Pacific	21	1974
Plunkett, Warren, (QB) Minnesota	58	1942
Pointer, Quinton, (S) UNLV	33	2012
Polley, Tommy, (LB) Florida State	52	2001-04
Ponder, Willie, (WR) Southeast Missouri State	88	2006
Pope, Bucky, (WR) Catawba	80	1964, 66-67
Pope, Marquez, (S) Fresno State	22	1994
Poppinga, Brady, (LB) Brigham Young	51	2011
Porter, Quinn, (RB) Stillman	35	2011
Pottios, Myron, (LB) Notre Dame	66	1966-70
Powell, Tim, (DE) Northwestern	58	1965
Powers, Warren, (DE) Maryland	98	1992
Prather, Dale, (E) George Washington	30	1937-38
Preece, Steve, (S) Oregon State	20	1973-76
Price, Jim, (TE) Stanford	87	1991-92, 95
Price, Mitchell, (CB) Tulane	27	1993
Pritchard, Bosh, (RB) VMI	56	1942
Pritko, Stephen, (DE) Villanova	30	1944-47
Prochaska, Raymond, (E) Nebraska	8	1941
Proehl, Ricky, (WR) Wake Forest	87	1998-2002
Pudloski, Chester, (T) Villanova	40	1944-47
Purling, Dave, (DE) USC	67	1987
Purnell, Jim, (LB) Wisconsin	53	1969-72
Putnam, Duane, (G) Pacific	61	1952-59, 62

## Q

Quarles, Bernard, (QB) Hawaii	9	1987
Quick, Brian, (WR) Appalachian State	83	2012
Quinlan, Volney (Skeet), (RB) San Diego State	21	1952-56
Quinn, Robert, (DE) North Carolina	94	2011-12

## R

Ragazzo, Philip, (G) Case Western Reserve	36	1938-40
Ramsey, LaJuan, (DT) Southern California	99	2009
Rapp, Manual, (B) Saint Louis	67	1942
Ray, David, (K/WR) Alabama	27	1969-74
Raye Jr., Jimmy, (WR) San Diego State	18	1991
Ream, Charles, (T) Ohio State	39	1938
Redden, Barry, (RB) Richmond	30	1982-86
Reece, Geoff, (C) Washington State	54	1976
Reece, John, (CB) Nebraska	21	1995
Reed, J.R., (S) South Florida	32	2006
Reed, Doug, (DE) San Diego State	93	1984-90
Reese, Booker, (DE) Bethune-Cookman	66	1984-85
Reid, Joe, (LB) LSU	35	1951
Reilly, Mike, (LB) Oklahoma	57	1982
Reilly, Mike, (QB) Central Washington	13	2009
Reinhard, Bob, (T/DT) California	54	1950
Reisz, Albie, (QB) Southwestern Louisiana	26	1944-46
Rentzell, Lance, (WR) Oklahoma	13/19	1971-72, 74
Repko, Joe, (DT) Boston College	42	1948-49
Reynolds, Jack, (LB) Tennessee	54/64	1970-80
Reynolds, Jeffrey, (RB) Houston	26	2003
Rhyme, Jerry, (QB) Tulsa	17	1971
Rich, Herb, (DB) Vanderbilt	42	1951-53
Richardson, Barry, (T) Clemson	79	2012
Richardson, Daryl, (RB) Abilene Christian	26	2012
Richardson, Jerry, (DB) West Texas State	43	1964-65
Richardson, Reggie, (S) Utah	37	1987
Richter, Les, (LB) California	67/48	1954-62
Rickards, Paul, (QB) Pittsburgh	50	1948
Rieth, William, (C/G) Carnegie Tech	6/32	1941-42, 44-45
Riffe, Charles, (G) Notre Dame	31	1944
Roach, David, (S) TCU	42	2008-09
Robbins, Fred, (DT) Wake Forest	98	2010-11
Robbins, Kevin, (T) Michigan State	72	1993
Roberts, Isaiah, (LB) Southern (LA)	58	1971-78
Robinson, Bryan, (DE) Fresno State	92	1997
Robinson, Gerald, (DE) Auburn	97	1991-94
Robinson, Greg, (RB) Northeast Louisiana	28	1995-96

NAME (POSITION) COLLEGE	#	RAM YEARS
Robinson, Jack, (T/G) Northeast Missouri State	19	1938
Robinson, Jeff, (LS/DE/TE) Idaho	94/45/87	1997-2001, 05
Robinson, Laurent, (WR) Illinois State	19	2009-10
Robustelli, Andy, (DE) Arnold	84	1951-55
Rocker, David, (DT) Auburn	92	1991-94
Rockwell, Henry, (G/C) Arizona State	17	1940-42
Rodak, Michael, (RB/E) Case Western Reserve	23	1939-40
Rogers, Mel, (LB) Florida A&M	57	1976
Rolling, Henry, (LB) Nevada Reno	59	1993-94
Romberg, Brett, (C) Miami (FL)	65	2006-08
Rose, Joe, (TE) California	87	1987
Rosequist, Ted, (T) Ohio State	17	1937
Ross, Jermaine, (WR) Purdue	82	1994-97
Rowe, Joe, (QB) Virginia	42	1997
Rubley, T.J., (QB) Tulsa	12	1992-93
Rucker, Conrad, (G/T) Southern (LA)	63	1980
Russell, Doug, (RB) Kansas State	4	1939
Russell, Leonard, (RB) Arizona State	42	1995
Ruthstrom, Ralph, (RB) SMU	20	1945-46
Rutledge, Craig, (S) UCLA	48	1987
Rutledge, Jeff, (QB) Alabama	8	1979-81
Ryan, Clifton, (DT) Michigan State	95	2007-11
Ryan, Frank, (QB) Rice	15	1958-61
Ryczek, Dan, (C) Virginia	54	1978-79
Rypien, Mark, (QB) Washington State	11	1995, 97

## S

Safford, Rodger, (T) Indiana	76	2010-12
Saipaia, Blaine, (T/G/TE) Colorado State	60/49	2004-05
Salas, Greg, (WR) Hawaii	87	2011
Sanders, Glenell, (LB) Louisiana Tech	55	1991
Saul, Rich, (C/TE) Michigan State	61/87	1970-81
Savatsky, Oliver, (E) Miami (OH)	87	1937
Scales, Dwight, (WR) Grambling	87	1976-78
Scarry, Michael (Mo), (C) Waynesburg	39	1944-45
Schad, Mike, (G/T) Queens, Canada	76	1987-88
Schenker, Nathan, (T) Howard (Samford)	38	1939
Schouman, Derek, (TE) Boise State	88	2010
Schuening, Roy, (G) Oregon State	67	2008
Schuh, Harry, (T) Memphis State	76/79	1971-73
Schultz, Eberle, (T) Oregon State	40	1945-47
Schumacher, Gregg, (DE) Illinois	81	1967-68
Schubback, Orrin (Tex), (T) West Texas State	39	1942
Scibelli, Joe, (G) Notre Dame	71	1961-76
Scott, Chuck, (WR) Vanderbilt	84	1986
Scott, Darell, (DT) Clemson	97	2010
Scott, Travis, (G) Arizona State	64	2002
Scrubner, Rob, (RB) UCLA	33	1973-76
Scurlock, Mike, (CB) Arizona	22	1995-98
Seabright, Charles, (QB) West Virginia	25	1941
Seale, Sam, (CB) Western State (CO)	22	1993
Sears, Corey, (DE) Mississippi State	95	1998
Sebastian, Mike, (B) Pittsburgh	4	1937
Sehorn, Jason, (S) USC	42	2003
Selawski, Gene, (T) Purdue	70	1959
Sellers, Donald, (WR/QB) New Mexico	16	1997-97
Selvie, George, (DE) South Florida	67	2010
Septien, Rafael, (K) Southwest Louisiana	1	1977
Setterstrom, Mark, (G) Minnesota	66	2006-09
Severson, Jeff, (DB) Long Beach State	45	1979
Sewell, Harley, (G) Texas	66	1963
Shanle, Scott, (LB) Nebraska	54	2003
Shannon, Carver, (DB/RB) Southern Illinois	47	1962-64
Shaw, Bob, (E) Ohio State	60	1945-46, 49
Shaw, Glenn, (RB) Kentucky	34	1962
Shaw, Nate, (DB) USC	44	1969-70
Shaw, Robert, (E) Ohio State	32	1945-46, 49
Shearin, Joe, (G) Texas	64	1983-84
Shepherd, Jacoby, (CB) Oklahoma State	22	2000-01
Sheppard, Ashley, (LB) Clemson	59	1995
Sherman, Rod, (WR) USC	86	1973
Sherman, Will, (DB) St. Mary's (CA)	43	1954-60
Shirey, Frederick, (T) Nebraska	36	1940-41
Shiver, Ray, (DB) Miami (FL)	22	1956
Shivers, Jason, (S) Arizona State	30	2004
Shofner, Del, (E) Baylor	29	1957-60



# ALL-TIME ROSTER

NAME (POSITION) COLLEGE	#	RAM YEARS
Sievers, Eric, (TE) Maryland	82	1988
Sikich, Rudolph, (T) Minnesota	48	1945
Simensen, Don, (T) St. Thomas (MN)	65/76	1951-52
Silmington, Milton, (T) Arkansas	33	1941
Simmons, Jeff, (WR) USC	89	1983
Simpson, Bill, (DB) Michigan State	48	1974-78
Sims, Eugene, (DE) West Texas A&M	92	2010-12
Sims, George, (DB) Baylor	17	1949-50
Sims-Walker, Mike, (WR) UCF	10	2011
Sinnot, Greg, (T) Utah State	64	1987
Skoronski, Edmund, (C) Purdue		1937
Skow, Jim, (DE) Nebraska	68	1992
Slater, Jackie, (T) Jackson State	78	1976-95
Slaton, Tony, (C) USC	61	1984-89
Slovak, Martin, (RB) Toledo	5	1939-41
Small, Torrance, (WR) Alcorn State	83	1997
Smilanich, Bronko, (B) Arizona	21	1939
Smith, Anthony, (S), Syracuse	26	2009
Smith, Billy Ray, (DE) Arkansas	80	1957
Smith, Bobby, (DB) UCLA	23	1962-65
Smith, Brian, (LB) Auburn	96	1989-90
Smith, Bruce, (RB) Minnesota	56	1948
Smith, Chris, (CB) Northern Illinois	36	2011
Smith, Doug, (C) Bowling Green	62	1978-91
Smith, Fernando, (DE) Jackson State	95	2000
Smith, Gaylon, (RB) Southwestern (TN)	10	1939-42
Smith, Jason, (T) Baylor	77	2009-11
Smith, Justin, (LB) Indiana	53	2003
Smith, Larry, (RB) Florida	38	1969-73
Smith, Lucious, (CB) Cal State-Fullerton	23	1980-82
Smith, Paul, (RB) UTEP	31	2006
Smith, Phil, (WR) San Diego State	88	1987
Smith, Raonall, (LB) Washington State	56	2006-07
Smith, Ron, (DB) Wisconsin	42	1968-69
Smith, Ron, (QB) Richmond	14	1965
Smith, Ron, (WR) San Diego State	84	1978-79
Smith, Sean, (DT) Grambling	97	1989
Smith, Shelley, (G) Colorado State	66	2012
Smith, Steve, (S) Florida State	30	2000
Smith, Steve, (WR) USC	12	2012
Smith, Verda (V.T.), (RB) Abilene Christian	77	1949-53
Smith, Vernice, (G) Florida A&M	62	1997
Smoker, Jeff, (QB) Michigan State	9/15	2004, 05
Smyth, Bill, (T/TE) Cincinnati	79	1947-50
Snow, Jack, (WR) Notre Dame	84	1965-75
Snyder, Robert, (RB) Ohio	4/13	1937-38
Sorensen, Nick, (S) Virginia Tech	41	2001-02
Spach, Stephen, (TE) Fresno State	81	2011
Spadaccini, Victor, (QB) Minnesota	33	1938-40
Sparkman, Alan, (DT) Texas A&M	44	1948-49
Spikes, Cameron, (G) Texas A&M	71/73	1999-2001
St. Clair, John, (T) Virginia	70	2000-03
Staat, Jeremy, (DT) Arizona State	95	2003
Stalcup, Jerry, (LB) Wisconsin	60	1960
Stams, Frank, (LB) Notre Dame	50	1989-91
Stanley, Derek, (WR) Wisconsin-Whitewater	19	2007-09
Statuto, Art, (C) Notre Dame	21	1950
Stein, Bob, (LB) Minnesota	66	1973-74
Sternke, Kevin, (P) Wisconsin	2	2004
Stephen, Scott, (LB) Arizona State	50	1992
Stephens, John, (E) Marshall	25	1938
Stephens, Larry, (DT) Texas	50	1962
Stephenson, Dave, (G) West Virginia	34	1950
Steussie, Todd, (T) California	79	2006-07
Stevenson, Ralph, (G) Oklahoma	4	1940
Stewart, Darian, (S) South Carolina	20	2010-12
Stewart, Michael, (S) Fresno State	23	1987-93
Stiger, Jim, (RB) Washington	26	1965-67
Stills, Gary, (LB) West Virginia	55	2008
Stokes, Fred, (DE) Georgia Southern	65/60	1987-88, 93-95
Stokes, Tim, (T) Oregon	78	1974
Stoyanovich, Pete, (K) Indiana	3	2000
Stradford, Troy, (RB) Boston College	21	1992
Strickland, Fred, (LB) Purdue	53	1988-92
Strode, Woody, (E) UCLA	39	1946
Strofolino, Mike, (LB) Villanova	61	1965

NAME (POSITION) COLLEGE	#	RAM YEARS
Strugar, George, (DT) Washington	77	1957-61
Stuart, Roy, (G) Tulsa	45	1942
Studstill, Pat, (WR/P) Houston	28	1968-71
Stukes, Charlie, (CB) Maryland Eastern Shore	47	1973-74
Styles, Lorenzo, (LB) Ohio State	51	1997-2000
Sucic, Steve, (RB) Illinois	46	1946
Sully, Ivory, (DB) Delaware	37	1979-84
Sutton, Mickey, (CB) Montana	49	1986-88, 90
Svare, Harland, (LB) Washington State	76/51	1953-54
Swain, Bill, (LB) Oregon	52	1963
Swanson, Pete, (G) Stanford	68	2000
Sweet, Joe, (WR) Tennessee State	82	1972-73
Sweetan, Karl, (QB) Wake Forest	10	1969-70
Swinson, Corey, (OL) Hampton	66	1995

## T

Talbert, Diron, (DT) Texas	72	1967-70
Tarbox, Bruce, (G) Syracuse	61	1961
Tatupu, Mosi, (FB) USC	30	1991
Taylor, Cecil, (RB) Kansas State	48	1955-57
Taylor, Tom, (G) Georgia Tech	62	1987
Taylor, Travis, (WR) Florida	18	2007
Teeuws, Len, (T) Tulane	74	1952-53
Tercero, Scott, (G) California	63	2003-04
Terrell, Claude, (G) New Mexico	75	2005-07
Terrell, Pat, (S) Notre Dame	37	1990-93
Thomas, Ben, (DT) Auburn	94	1991
Thomas, Bob, (RB) Arizona State	35	1971-72
Thomas, Chris, (WR) Cal Poly-SLO	83	1999-2000
Thomas, Clendon, (CB) Oklahoma	46/35	1958-61
Thomas, Hollis, (DT) Northern Illinois	93	2009
Thomas, J.T., (WR) Arizona State	18/87	1995-98
Thomas, Jewell, (RB) Arizona State	33	1980-82
Thomas, Kelly, (T) USC	73	1987
Thomas, Pat, (CB) Texas A&M	27	1976-82
Thomas, Robert, (LB) UCLA	55	2002-04
Thomas, Rodney, (CB) BYU	21	1991
Thomason, Bob, (QB) VMI	65	1949
Thompson, Anthony, (RB) Indiana	32	1992
Thompson, David, (RB) Oklahoma State	28	1997-98
Thompson, Dominique, (WR) William & Mary	17	2005
Thompson, Ernie, (FB) Indiana	32	1991
Thompson, Harry, (G) UCLA	66/44	1950-54
Thorpe, Wilfred, (G) Arkansas	26	1941-42
Thrift, Cliff, (LB) East Central Oklahoma	52	1986
Timmerman, Adam, (G) South Dakota	62	1999-2006
Tinoisamoa, Pisa, (LB) Hawaii	50	2003-08
Tiumalu, Casey, (RB) BYU	42	1987
Toogood, Charley, (DT/T) Nebraska	78	1951-56
Toston, Keith, (RB) Oklahoma State	38	2010
Towler, Dan, (RB) Washington & Jefferson	32	1950-55
Trautwein, Phil, (T) Florida	64	2009
Trejo, Stephen, (RB) Arizona State	34	2004
Truax, Billy, (TE) LSU	87	1964-70
Tucker, Rex, (T/G) Texas A&M	66	2005
Tucker, Ryan, (C/G/T) TCU	50	1997-2001
Tucker, Wendell, (WR) South Carolina State	14	1967-70
Tuckey, Richard, (RB) Manhattan	37	1938
Tuiasosopo, Navy, (C) Utah State	68	1987
Turley, Kyle, (T) San Diego State	68	2003
Turk, Matt, (P) Wisconsin-Whitewater	1	2006
Turner, James, (C) Oklahoma A&M	13	1937
Turner, Larry, (C/G) Eastern Kentucky	64/63	2004, 05-06
Turner, Robert, (C/G), New Mexico	59	2012
Turner, Vernon, (WR) Carson-Newman	82	1991-92
Tuten, Rick, (P) Florida State	11	1998-99
Tyler, Wendell, (RB) UCLA	26	1977-82
Tyrell, Tim, (RB) Northern Illinois	32	1986-88

## U

Underwood, Forest, (T/G) Davis & Elkins	11	1937
Uzdavinis, Walter, (E) Fordham	20	1937



# ALL-TIME ROSTER

## V

NAME (POSITION) COLLEGE	#	RAM YEARS
Valdez, Vernon, (DB) San Diego	47	1960
Valerio, Joe, (G) Pennsylvania	64	1996
Van Brocklin, Norm, (QB) Oregon	25/11	1949-57
Vann, Norwood, (LB) East Carolina	51	1984-87
Varrichione, Frank, (T) Notre Dame	70	1961-65
Vasicek, Vic, (LB) Texas	35	1950
Versteeg, Mike, (G) Wisconsin	67	1998
Villanueva, Danny, (P/K) New Mexico State	11	1960-64
Vinnett, Darius, (CB) Arkansas	31	2007
Vobora, David, (LB) Idaho	58	2008-10
Von Sonn, Andy, (LB) UCLA	46	1964

## W

Waddy, Billy, (WR) Colorado	80	1977-81
Wade, Bill, (QB) Vanderbilt	9	1954-60
Wade, Jonathan, (CB) Tennessee	20	2007-09
Wahrloos, Drew, (LB) Colorado	58	2004-05
Walker, Aaron, (TE) Florida	87	2005-07
Walker, Glen, (P) USC	19	1977
Walker, Marquis, (CB) Southeast Missouri State	38	1996-97
Wallace, Jackie, (DB) Arizona	20	1977-79
Waller, Ron, (RB) Maryland	27	1955-58
Wallerstedt, Brett, (LB) Arizona State	53	1997
Walls, Lenny, (CB) Boston College	27	2007
Walsh, Steve, (QB) Miami (FL)	4	1996
Walton, Shane, (S) Notre Dame	38	2003
Ward, Phillip, (LB) UCLA	55	1998
Wardlow, Duane, (DE) Washington	89/83	1954-56
Warner, Curt, (RB) Penn State	21	1990
Warner, Kurt, (QB) Northern Iowa	10/13	1998-2003
Washington, Chauncey, (RB) USC	33	2010
Washington, James, (S) UCLA	37	1998-89
Washington, Ken, (RB/DB) UCLA	13	1946-48
Waterfield, Bob, (QB/DB/K) UCLA	7	1945-52
Watkins, Rokevious, (G) South Carolina	73	2012
Watson, Justin, (RB) San Diego State	36	1999-2002
Wattelet, Frank, (S) Kansas	41	1987
Weary, Fred, (CB) Florida	32	2003
Welch, Thomas, (T) Vanderbilt	72	2011
Wells, Scott, (C) Tennessee	63	2012
Wendryhoski, Joe, (C) Illinois	54	1964-66
West, Pat, (RB) USC	36	1945-48
West, Stan, (NG) Oklahoma	11/64	1950-54
West, Walter, (RB) Pittsburgh	21	1944
Westbrooks, Greg, (LB) Colorado	57	1979-80
White, Alberto, (DE) Texas Southern	94	1995-96
White, Charles, (RB) USC	33	1985-88
White, Dwayne, (G) Alcorn State	67	1995-96
White, Lee, (RB) Weber State	44	1971
White, Leon, (LB) BYU	55	1992-93
White, Russell, (RB) California	44	1993
Whitley, James, (CB) Michigan	27	2002-03
Whitmyer, Nat, (DB) Washington	44	1963
Whittenton, Jesse, (DB) Texas Western	44	1956-57
Whittingham, Carey, (LB) BYU	57	1987
Whittingham, Fred, (LB) Cal Poly-SLO	55	1964
Whittingham, Kyle, (LB) BYU	52	1987
Wiegert, Zach, (G) Nebraska	73	1995-98
Wilbur, John, (G) Stanford	60	1970
Wilcher, Mike, (LB) North Carolina	94	1983-90
Wilkins, Jeff, (K) Youngstown State	14	1997-2007
Wilkins, Roy, (LB) Georgia	78	1958-59
Wilkins, Terrence, (WR) Virginia	82	2002
Wilkinson, Jerry, (DE) Oregon State	70	1979
Williams, Aeneas, (CB/S) Southern (LA)	35	2001-04
Williams, Alonzo, (RB) Mesa (CO)	31	1987
Williams, Billy, (WR) Tennessee	19	1995-96
Williams, Brandon, (WR) Wisconsin	16	2007
Williams, Charlie, (WR) Prairie View	83	1970
Williams, Chris, (G/T) Vanderbilt	65	2012
Williams, Clarence, (DB) Washington State	24	1965-72
Williams, Eric, (LB) USC	66	1982-83

NAME (POSITION) COLLEGE	#	RAM YEARS
Williams, Frank, (RB) Pepperdine	36	1961-64
Williams, Grant, (T) Louisiana Tech	77	2002-04
Williams, Henry, (DB) San Diego State	25	1983
Williams, Jay, (DE) Wake Forest	96	1994-99
Williams, Jeff, (T) Rhode Island	62	1977
Williams, Jerry, (DB) Washington State	33/22	1949-52
Williams, Joe, (B) Ohio State		1937
Williams, John, (T) Minnesota	75	1972-79
Williams, Mark, (LB) Ohio State	56	1996
Williams, Mike, (DB) LSU	28	1983
Williams, Roger, (DB) Grambling	46	1971-72
Williams, Roland, (TE) Syracuse	86/88	1998-2000, 05
Williams, Sam, (DE) Michigan State	88	1959
Williams, Travis, (RB) Arizona State	25	1971
Williamson, Greg, (CB) Fresno State	43	1987
Willig, Matt, (T) USC	77	1999, 2005
Wilson, Ben, (RB) USC	36	1963-65
Wilson, Gordon, (T) Texas Mines	21	1941
Wilson, Jack, (RB) Baylor	50	1946-47
Wilson, Jim, (T) Georgia	77	1968
Wilson, John, (E) Case Western Reserve	12	1939-42
Wilson, Karl, (DE) LSU	77	1991
Wilson, Tom, (RB) no college	37/24	1956-61
Winkler, Jim, (DT) Texas A&M	38/78	1951-52
Winkler, Joseph, (C) Purdue	25	1945
Winston, Kelton, (DB) Wiley	47	1967-68
Wisne, Jerry, (T) Notre Dame	71	2002
Wistrom, Grant, (DE) Nebraska	98	1998-2003
Witherspoon, Will, (LB) Georgia	51	2006-08
Withrow, Cory, (C) Washington State	61	2008
Wojcik, Greg, (DT) USC	78	1971
Wolfley, Ron, (RB) West Virginia	30	1995
Woodlief, Doug, (LB) Memphis State	57	1965-69
Woods, Tony, (DE) Pittsburgh	91	1993
Worden, James, (RB) Waynesburg	21	1945
Wright, Alexander, (WR) Auburn	89	1995-96
Wright, Alvin, (NT) Jacksonville State	99	1986-92
Wright, Toby, (S) Nebraska	32	1994-98
Wroten, Claude, (DT) LSU	99	2006-07

## Y

Yagiello, Ray, (G) Catawba	54	1948-49
Yary, Ron, (T) USC	73	1982
Young, Brian, (DT) UTEP	66	2000-02
Young, Charlie, (TE) USC	86	1977-79
Young, Michael, (WR) UCLA	88	1985-88
Young, Robert, (DE) Mississippi State	76	1991-95
Youngblood, George, (DB) Cal State-Los Angeles	45	1966
Youngblood, Jack, (DE) Florida	85	1971-84
Youngblood, Jim, (LB) Tennessee Tech	53	1973-84
Younger, Paul (Tank), (RB/LB) Grambling	13/35	1949-57

## Z

Zeman, Ed, (S) Fort Lewis	41	1987
Zendejas, Tony, (K) Nevada	10	1991-93
Zgonina, Jeff, (DT) Purdue	90	1999-2002
Zilly, Jack, (TE/DE) Notre Dame	42/56	1947-51
Zirinsky, Walter, (RB) Lafayette	16	1945
Zoll, Richard, (G) Indiana	26/20	1937-38
Zontini, Louis, (B) Notre Dame	23	1944
Zuerlein, Greg, (K) Missouri Western	4	2012

# ALL-TIME PRACTICE SQUAD

The listed players were members of the Rams' developmental/practice squad for at least a portion of the year indicated. The current-day practice squad came into being in 1990 after the NFL instituted the "developmental squad" in 1989 and changed the name one year later to the practice squad.

Adams, Kris, WR, Texas El-Paso, 2011  
 Ah You, C.J. DE, Oklahoma, 2007-08  
 \*Alexander, Danario, WR, Missouri, 2010  
 Anelli, Mark, TE, Wisconsin, 2006  
 Anthony, Corwin, TE, UCLA, 1991  
 \*Ashe, Richard, TE, Humboldt State (CA), 1989-90  
 \*Asiodu, K.C., LB, Central Oklahoma, 2009  
 Ball, Lance, RB, Maryland, 2009  
 Banks, Cornell, DT, Fresno State, 2011  
 \*Barnes, Tim, C, Missouri, 2011  
 \*Bassey, Eric, CB/S, Oklahoma 2007-08  
 Beeler, Chase, C, Stanford 2012  
 \*Belin, Chuck, G, Wisconsin, 1993  
 \*Berlin, Brock, QB, Miami (FL), 2007  
 \*Blevins, Darrius, WR, Memphis, 1999  
 \*Boudreaux, Frank, DE, Northwestern, 1993  
 \*Brady, Rickey, TE, Oklahoma, 1994  
 \*Brake, Mike, TE, Akron, 2004  
 \*Brandstater, Tom, QB, Fresno State, 2011  
 Brasher, Bob, TE, Arizona State, 1994  
 \*Brodine, Mason, DE, Nebraska-Kearney, 2012  
 \*Brown, Aaron, LB, Hawaii, 2012  
 Brown, Antonio, T, Illinois, 2000  
 Brown, Darwin, CB, Texas Tech, 1999  
 \*Brown, Jonathan, DE, Tennessee, 2001  
 Brown, Marcus, CB, McNeese State, 2009  
 Brown, Michael, DE, Howard, 2006  
 \*Brown, Sammy, LB, Houston, 2012  
 Brown, Shannon, DT, Alabama, 1997  
 Brown, Travis, WR, New Mexico, 2008  
 \*Broyles, James, G, Southwest Missouri State, 2002  
 \*Buchanan, Richard, WR, Northwestern, 1993  
 \*Bulger, Marc, QB, Pittsburgh, 2000  
 Burley, Nick, DE, Fresno State, 2003-04  
 Burney, Kendrick, CB, North Carolina, 2011  
 Butler, Eric, TE, Mississippi State, 2009  
 Caddell, Matt, WR, Alabama, 2008  
 \*Calahan, Jeremy, DT, Rice, 2005  
 \*Campion, Pete, T, North Dakota State, 2002  
 Capizzi, Jason, T, Indiana (PA), 2008  
 Carlson, Jeff, QB, Weber State, 1999  
 Carr, Derrick, DT, Bowling Green, 1990  
 Carter, Jeremy, WR, Western Carolina, 2005  
 Cecil, Toby, G, Texas Tech, 2004-05  
 Chiles, John, WR, Texas, 2011  
 #Chorak, Jason, LB, Washington, 1998  
 \*Cohen, Dustin, LB, Miami, Ohio, 2001  
 Coleman, Michael, WR, Widener, 2003-04  
 Conover, Sean, TE, Bucknell, 2009  
 \*Cox, Aaron, WR, Arizona State, 1992  
 \*Crews, Terry, LB, Western Michigan, 1991  
 \*Crosby, Clifton, CB, Maryland, 1999-2000  
 \*Culio, Jermelle, DT, Central Oklahoma, 2010  
 \*Davis, Paschal, LB, Texas A&I, 1995  
 Dawson, Curry, DT, Angelo State (TX), 2003  
 \*Delpino, Robert, RB, Missouri, 1992  
 \*Douglas, Dominic, LB, Mississippi State, 2009  
 Douglas, Maurice, RB, Northwest Missouri State, 2002  
 \*Douzabe, Leger, DT, Central Florida, 2009  
 \*Dukes, Clifford, DE, Michigan State, 2005  
 Dulick, Jason, WR, Illinois, 1997  
 \*Dupree, Marcus, RB, Southern Mississippi, 1991  
 Earle, John, C, Western Illinois, 1996  
 Edwards, Larry, LB, North Carolina, 2007  
 English, Otis, DT, McNeese State, 1999  
 Esters, Jeff, DE, Pittsburgh, 1993  
 Evans, Troy, LB, Cincinnati, 2001  
 \*Farr, Mel, FB, UCLA, 1989  
 Favorite, Marlon, DT, LSU, 2009  
 \*Fichtel, Brad, C, Eastern Illinois, 1993-94  
 Filani, Joel, WR, Texas Tech, 2008  
 Finger, Dautae, TE, North Carolina, 2002  
 Fort, Neal, T, BYU, 1991  
 Fowler, Eric, WR, Grand Valley State, 2007  
 \*Fry, Dustin, C, Clemson, 2007-08  
 \*Gary, Willie, S, Kentucky, 2001  
 Gideon, Sherrod, WR, Southern Mississippi, 2001  
 Gilreath, David, WR, Wisconsin, 2011  
 \*Gordy, Josh, CB, Central Michigan, 2011  
 Grady, Adrian, DT, Louisville, 2009  
 Graham, Cameron, TE, Louisville, 2012  
 \*Gray, Jerry, CB, Texas, 1990  
 \*Griffin, Courtney, CB, Fresno State, 1992-93  
 \*Guidigli, Ben, TE, Cincinnati, 2011  
 \*Hagans, Marquis, WR, Virginia, 2006  
 Hakim, Saalim, WR, Palomar Coll. CA (J.C.), 2012  
 Hammond, Vance, DT, Clemson, 1991

\*Harkey, Cory, (TE), UCLA, 2012  
 Harper, Shawn, G, Indiana, 1992  
 #Harris, Kelvin, C, Miami, Fla., 1994  
 Harrison, Tony, WR, Texas A&M, 1992  
 Hartley, Frank, TE, Illinois, 1991  
 Harvey, Brandyn, WR, Villanova, 2012  
 \*#Hawkins, Bill, DE, Miami, Fla., 1991  
 Haws, Robert, T, Northern Arizona, 2002  
 Helming, Ryan, QB, Northern Iowa, 2002  
 Henderson, John, DT, Southern Mississippi, 2011  
 \*Henley, June, RB, Kansas, 1997  
 Henley, Thomas, WR, Stanford, 1989  
 \*Hesse, Jon, LB, Nebraska, 1998  
 Hobbs, Gary, T, Arkansas, 2002  
 Holley, Terry, S, Rice, 2005  
 \*Holliday, Marcus, RB, Memphis State, 1996  
 Howard, Todd, CB, Michigan, 2002-04  
 \*Hughes, Kevin, G/T, SE Louisiana, 2011  
 \*Hyder, Gaylon, DE, TCU, 2000  
 Ivy, Mortly, LB, West Virginia, 2010  
 \*Jackson, Curtis, WR, Texas, 2000  
 \*Jackson, Keith, DT, Arkansas, 2007  
 Johnson, Curtis, LB, Clark Atlanta, 2010  
 \*Johnson, J.R., LB, Syracuse, 2003  
 \*#Johnson, Marquis, DB, Alabama, 2010  
 Johnson, Nick, (WR), Henderson State, 2012  
 Jones, Bryan, LB, Oregon State, 1999  
 Jones, Chris, LB, Clemson, 2001  
 Jones, Daniel, WR, Utah, 1999  
 \*Jones, Nate, WR, Texas, 2008-09  
 \*Keim, Larry, LB, Texas A&M, 1990  
 Kempfert, David, C, Montana, 1997  
 \*King, Andy, T, Illinois State, 2002  
 King, Mitch, DT, Iowa, 2010  
 King, Tyler, DE, Connecticut, 2006  
 \*Kirksey, Jon, G/DT, Sacramento State, 1995  
 Knight, Derrick, RB, Boston College, 2005  
 Lambert, Terral, CB, Notre Dame, 2010  
 Lay, Josh, CB, Pittsburgh, 2006-07  
 Leggett, Jerry, LB, Cal-State Fullerton, 1989  
 \*Lester, Tim, RB, Eastern Kentucky, 1992  
 Lewis, Derek, TE, Texas, 1999-2000  
 Lewis, Mark, G, Oregon, 2009  
 Lewis, Theodus, CB, Duke, 2010  
 Lomack, Tony, WR, Florida, 1990  
 \*Looker, Dane, WR, Washington, 2002  
 Lossow, Rodney, C, Wisconsin, 1989  
 \*Loyd, Jeremy, LB, Iowa State, 2003  
 Lutrus, Scott, LB, Connecticut, 2011  
 Lynch, Shawn, C, Duke, 2005  
 Magro, Marc, LB, West Virginia, 2008  
 Malan, Mike, RB, Brown, 2002  
 \*Martin, Jamie, QB, Weber State, 1993  
 Mathews, Greg, WR, Michigan, 2010  
 McCaslin, Eugene, LB, Florida, 2010  
 McElroy, Jamie, FB, Texas A&M, 2010  
 \*McGarigle, Tim, LB, Northwestern, 2006  
 \*McGrorty, Dusty, RB, Southern Oregon, 2004  
 McKee, Ryan, T, Southern Mississippi, 2010-11  
 \*McKinney, Jeremy, G, Iowa, 1998  
 McRae, Brandon, WR, Mississippi State, 2010  
 McWilliams, Jason, LB, Western Illinois, 2003  
 \*Messner, Mark, LB, Michigan, 1989  
 Michela, Barry, DT, Idaho, 1999  
 Michna, Russ, QB, Western Illinois, 2004  
 Middleton, Brandon, WR, Houston, 2004-05  
 \*Miller, Brit, FB, Illinois, 2010  
 \*Miller, Bronzell, DE, Utah, 1995  
 Miller, Drew, C, Florida, 2009-10  
 \*Moore, Eric, DE, Florida State, 2007  
 Moore, Jay, LB, Nebraska, 2009  
 \*Morgan, Matt, T, Pittsburgh, 2004-05  
 \*Moss, Brent, RB, Wisconsin, 1995  
 Myles, Lamar, LB, Louisville, 2009  
 \*Need, Spencer, TE/RB, BYU, 2003  
 \*#Nelson, Jonathan, S, Oklahoma, 2011  
 \*#Ness, Nate, DB, Arizona, 2011  
 Newell, Mike, C, Colorado State, 2000-01  
 Newton, Tony, LB, Texas State, 2004  
 \*Nixon, David, LB, Brigham Young, 2010  
 \*Neske, Ty, (T), Texas State, 2012  
 \*#O'Berry, Herman, CB, Oregon, 1996  
 \*#Ogbonnaya, Chris, RB, Texas, 2009  
 Oldenburg, Clint, T, Colorado State, 2008  
 \*#Pahukoa, Jeff, G, Washington, 1991  
 \*Parks, Cord, WR/CB, Northeastern, 2009  
 \*Parquet, Jeremy, T, Southern Mississippi, 2007  
 Patrick, Kevin, DE, Miami, Fla., 1994  
 Patterson, Roosevelt, G, Alabama, 1994  
 Peck, Jared, T, North Dakota State, 2002  
 Phinney, Justin, CB, Oregon, 2007  
 \*#Piel, Mike, DT, Illinois, 1991

\*Pointer, Quinton, (S), UNLV, 2012  
 Poppinga, Kelly, LB, BYU, 2008  
 Powlson, Ron, QB, Notre Dame, 1998  
 \*Price, Jim, TE, Stanford, 1990  
 Radway, Raymond, WR, Abilene Christian, 2012  
 Raiola, Donovan, C, Wisconsin, 2007  
 \*Raye, Jimmy, WR, San Diego State, 1991  
 \*Reece, John, FB, Nebraska, 1995  
 Renteria, D.J., DE, New Mexico, 2004  
 Reynolds, Chase, RB, Montana, 2011-12  
 \*#Reynolds, Jeffrey, RB, Houston, 2003  
 Richard, James, G, California, 1991  
 \*Roach, David, S, TCU, 2008  
 Roland, Justin, LB, Kansas State, 2009  
 \*Ross, Jermaine, WR, Purdue, 1994  
 Russell, Fred, RB, Iowa, 2006  
 Ryals, Trevor, C, Virginia, 1991  
 Saddler-McQueen, Jimmy, DT, Forest Brook (Texas) 2010  
 Sandidge, Tim, DT, Virginia Tech, 2006  
 Sargent, Anthony, WR, Wyoming, 1989  
 \*Sears, Corey, DE, Mississippi State, 1998  
 Sejean, Sebastien, S, Laval (Quebec, Canada), 2008  
 \*Sellers, Donald, WR/QB, New Mexico, 1997-98  
 Shaw, Russell, WR, Michigan, 1998  
 \*#Shivers, Jason, S, Arizona State, 2004  
 Simpkins, Maurice, LB, Coastal Carolina, 2010  
 Singh, Bobby, G, Portland State, 1999  
 \*Smith, Brian, LB, Auburn, 1989  
 Smith, Bryan, LB, McNeese State, 2009  
 \*Smith, Chris, CB, Northern Illinois, 2011  
 \*#Smoker, Jeff, QB, Michigan State, 2005  
 Snellings, Paul, G, Georgia, 2000  
 \*Sorensen, Nick, S, Virginia Tech, 2001  
 #St. Paul, Francis, WR, Northern Arizona, 2001-02  
 \*#Stanley, Derek, WR, Wisconsin-Whitewater, 2007-08  
 Stanley, Montavious, DT, Louisville, 2006  
 Stewart, Ed, LB, Nebraska, 1996  
 Stokes, Barry, T, Eastern Michigan, 1997  
 Stroby, Eric, DT, Duke, 2005-06  
 Stuber, Tim, G, Colorado State, 2004  
 Swinson, Corey, OL, Hampton, 1995  
 Tagchi, Mu, OL, Arizona, 1996  
 Tate, Joe, G, Iowa, 2005  
 Tellison, A.C., WR, Miami, Fla., 1996  
 \*#Tercero, Scott, G, California, 2003  
 Thompson, Antoine, DB, Reno, 2010  
 \*Thompson, David, RB, Oklahoma State, 1997  
 \*Thompson, Dominique, WR, William & Mary, 2005-07  
 Thompson, Duval, CB, Pennsylvania, 2005  
 \*#Thompson, Ernie, RB, Indiana, 1991  
 Toliver, Antoine, WR, Bethune-Cookman, 2000  
 \*#Townsend, Brian, LB, Michigan, 1992  
 \*#Vinnett, Darius, CB, Arkansas, 2007-08  
 \*#Vobora, David, LB, Idaho, 2008  
 Wagner, Terry, C, Sacramento State, 2004  
 Walker, Darius, RB, Notre Dame, 2008  
 Walker, Sean, WR, Vanderbilt, 2009  
 \*Ward, Phillip, LB, UCLA, 1998  
 Washington, Brandon, G, Miami (Fla.), 2012  
 \*Washington, Chauncey, RB, USC, 2010  
 Washington, John David, RB, Morehouse, 2006-07  
 Weil, Russ, FB, Illinois, 2008  
 West, Joe, WR, UTEP, 2010  
 White, Anthony, RB, Kentucky, 2000  
 \*White, Cedric, DE, North Carolina A&T, 1997  
 Whittingham, Fred, RB, BYU, 1990  
 \*Williams, Billy, WR, Tennessee, 1995-96  
 Williams, Darius, TE, Georgia Tech, 2005  
 Williams, Jabara, LB, Stephen F. Austin, 2012  
 \*Williams, Jay, DE, Wake Forest, 1994  
 Williams, Tyrone, DE, Wyoming, 1996-97  
 Williams, Willie, DT, Louisville, 2008  
 Wright, Claudius, CB, Arizona, 1995  
 \*Young, Robert, DE, Mississippi State, 1992  
 \*Young, Eric, T, Union, S.C., 2009  
 Zimmerman, Scott, LB, Northern Colorado, 2000-01

\*Spent time on Rams' Active Roster  
 #Selected by Rams in NFL Draft



THE 2013 MEDIA GUIDE OF THE  
**ST. LOUIS RAMS**

**HONORS &  
AWARDS**





# RAMS HONORS

Each year, the Rams honor four players with special awards. Players and coaches combine to vote on two of the awards, the Daniel F. Reeves Memorial Award and the Carroll Rosenbloom Memorial Award, while the players vote on the Carl Ekern Spirit of the Game Award and the Ed Block Courage Award. A description of each award:

## DANIEL F. REEVES MEMORIAL AWARD

Given to the team's Most Valuable Player. The award was established in 1969 in honor of the former owner of the Rams, Dan Reeves, who was inducted into the Pro Football Hall of Fame in 1967. Reeves owned the Rams from 1941-71 and claimed World Championships in 1945 and 1951. He was the first to integrate football in the modern era with the signing of Woody Strode and Kenny Washington in 1946.

## CARROLL ROSENBLIOM MEMORIAL AWARD

Given to the team's Rookie of the Year. The award was established following the passing of former owner Carroll Rosenbloom in 1979. Rosenbloom became the owner of the Rams when he orchestrated an unprecedented franchise trade in 1972. Rosenbloom traded the Baltimore Colts to Robert Isray for the Rams. The Rams won an NFL record seven consecutive NFC West titles from 1973-79 under Rosenbloom's leadership.

## CARL EKERN SPIRIT OF THE GAME AWARD

Established in 1990, the award is given to the player who best exemplifies sportsmanship, ethic, and commitment to his teammates. Those traits were displayed by former Rams linebacker Carl Ekern, killed in an automobile accident in 1990. Ekern was a starter for the Rams from 1982-88 and earned an invitation to the Pro Bowl in 1986.

## ED BLOCK COURAGE AWARD

Ed Block was the head trainer for the Baltimore Colts for 23 years. When the Ed Block Courage Award was founded in 1978, it honored a Colts player for showing courage on and off the field. In 1984, it became a league-wide award honoring one member from each NFL team. Proceeds from the award and the Ed Block Foundation go to support and provide housing for abused children.

### DANIEL F. REEVES MEMORIAL AWARD

1969	Roman Gabriel, QB
1970	Merlin Olsen, DT
1971	Marlin McKeever, LB
1972	Merlin Olsen, DT
1973	John Hadl, QB
1974	Lawrence McCutcheon, RB
1975	Jack Youngblood, DE
1976	Jack Youngblood, DE
1977	Lawrence McCutcheon, RB
1978	Jim Youngblood, LB
1979	Jack Youngblood, DE
1980	Vince Ferragamo, QB
1981	Nolan Cromwell, FS
1982	Vince Ferragamo, QB
1983	Eric Dickerson, RB
1984	Eric Dickerson, RB
1985	LeRoy Irvin, CB
1986	Eric Dickerson, RB
1987	Charles White, RB
1988	Henry Ellard, WR
1989	Jim Everett, QB
1990	Buford McGee, RB
1991	Robert Delpino, RB
1992	Jackie Slater, T
1993	Jerome Bettis, RB
1994	Shane Conlan, LB
1995	Isaac Bruce, WR
1996	Isaac Bruce, WR
1997	Amp Lee, RB
1998	Kevin Carter, DE
1999	Marshall Faulk, RB
2000	Marshall Faulk, RB
2001	Marshall Faulk, RB
2002	Marc Bulger, QB
2003	Torry Holt, WR
2004	Marc Bulger, QB
2005	Torry Holt, WR
2006	Steven Jackson, RB
2007	Will Witherspoon, LB
2008	Oshiomogho Atoogwe, S
2009	Steven Jackson, RB
2010	Steven Jackson, RB
2011	Steven Jackson, RB
2012	Steven Jackson, RB

### CARROLL ROSENBLIOM MEMORIAL AWARD

1979	Kent Hill, T
1980	Johnnie Johnson, SS
1981	Jairo Penaranda, RB
1982	Barry Redden, RB
1983	Eric Dickerson, RB
1984	Ron Brown, WR
1985	Dale Hatcher, P
1986	Jim Everett, QB
1987	Clifford Hicks, CB
1988	Robert Delpino, RB
1989	Darryl Henley, CB
1990	Bern Brostek, C
1991	Todd Lyght, CB
1992	Sean Gilbert, DT
1993	Jerome Bettis, RB
1994	Isaac Bruce, WR
1995	Kevin Carter, DE
1996	Eddie Kennison, WR
1997	David Thompson, RB
1998	London Fletcher, LB
1999	Torry Holt, WR
2000	Matt Bowen, S
2001	Tommy Polley, LB
2002	Travis Fisher, CB
2003	Pisa Tinoisamoa, LB
2004	Steven Jackson, RB
2005	Alex Barron, T
2006	Tye Hill, CB
2007	Adam Carriker, DL
2008	Donnie Avery, WR
2009	James Laurinaitis, LB
2010	Sam Bradford, QB
2011	Robert Quinn, DE
2012	Janoris Jenkins, CB

### CARL EKERN SPIRIT OF THE GAME AWARD

1991	Buford McGee, FB
1992	Darryl Henley, CB
1993	Tim Lester, FB
1994	Jackie Slater, T
1995	D'Marco Farr, DT
1996	Harold Green, RB
1997	Mike A. Jones, LB
1998	Mike A. Jones, LB
1999	Mike A. Jones, LB
2000	Ray Agnew, DT
2001	Aeneas Williams, CB
2002	Ernie Conwell, TE
2003	Aeneas Williams, S
2004	Pisa Tinoisamoa, LB
2005	Pisa Tinoisamoa, LB
2006	Corey Chavous, S
2007	Corey Chavous, S
2008	Corey Chavous, S
2009	Leonard Little, DE
2010	Oshiomogho Atoogwe, S
2011	James Laurinaitis, LB
2012	Steven Jackson, RB

### ED BLOCK COURAGE AWARD

1984	Jack Youngblood, DE
1985	Mike Guman, RB
1986	Doug Smith, C
1987	Charles White, RB
1988	Vince Newsome, S
1989	Mark Jerue, LB
1990	Jerry Gray, CB
1991	Michael Stewart, S
1992	Jackie Slater, T
1993	David Lang, RB
1994	Roman Phifer, LB
1995	Ron Wolfley, RB
1996	Alexander Wright, WR
1997	Mark Rypien, QB
1998	Mike A. Jones, LB
1999	Ernie Conwell, TE
2000	Trent Green, QB
2001	Isaac Bruce, WR
2002	Andy McCollum, C
2003	Aeneas Williams, S
2004	Marshall Faulk, RB
2005	Leonard Little, DE
2006	Pisa Tinoisamoa, LB
2007	Dane Looker, WR
2008	Orlando Pace, T
2009	James Hall, DE
2010	Bradley Fletcher, CB
2011	Brit Miller, FB
2012	Danny Amendola, WR





# ALL-TIME HONORS

## JOE F. CARR TROPHY

(Official NFL Most Valuable Player)  
1939 Parker Hall, QB/HB  
1945 Bob Waterfield, QB

## WASHINGTON D.C. TOUCHDOWN CLUB

(NFL Player of the Year; Coach of the Year)  
1950 Bob Waterfield, QB  
1954 Norm Van Brocklin, QB  
1967 George Allen  
1973 Chuck Knox  
1978 Pat Haden, QB (NFC)  
1984 Eric Dickerson, RB

## BERT BELL TROPHY

(NFL Most Valuable Player presented by Philadelphia Maxwell Club)  
1969 Roman Gabriel, QB  
1974 Merlin Olsen, DT  
1999 Kurt Warner, QB  
2001 Marshall Faulk, RB

## EARLE (GREASY) NEALE TROPHY

(NFL Coach of the Year, presented by Philadelphia Maxwell Club)  
1999 Dick Vermeil

## NFL COACH OF THE YEAR

1945 Adam Walsh (NYN)  
1952 Hamp Pool (NYN)  
1967 George Allen (AP, UPI, TSN)  
1973 Chuck Knox (AP, PFWA)  
1999 Dick Vermeil  
(AP, CPFN, FD, FN, IFA, PFW, PFWA, SI, TSN, NFL Alumni)

## NFC COACH OF THE YEAR

1973 Chuck Knox (UPI, PFW, KCC, FN)  
1983 John Robinson (UPI, FN)  
1999 Dick Vermeil (USA)

## STAPLES COACH OF THE YEAR

1999 Dick Vermeil

## NFL OFFENSIVE COORDINATOR OF THE YEAR

1999 Mike Martz (FD)

## NFC ASSISTANT COACH OF THE YEAR

1999 Mike Martz (USA)

## NFL MOST VALUABLE PLAYER

1999 Kurt Warner, QB (AP, IFA, PFW, PFWA)  
2000 Marshall Faulk, RB (AP, PFW, PFWA)  
2001 Kurt Warner, QB (AP)  
2001 Marshall Faulk, RB (PFW, PFWA)

## NFL PLAYER OF THE YEAR

1969 Roman Gabriel, QB (AP, UPI, TSN, NEA)  
1999 Kurt Warner, QB (FD, SI, TSN)  
2000 Marshall Faulk, RB (FD, SI, TSN)  
2001 Kurt Warner, QB (FD)  
2001 Marshall Faulk, RB (SI, TSN)

## NFC PLAYER OF THE YEAR

1973 John Hadl, QB (UPI, TSN)  
1984 Eric Dickerson, RB (NFLPA)  
1999 Marshall Faulk, RB (FN)

## NFL OFFENSIVE PLAYER OF THE YEAR

1969 Roman Gabriel, QB (PFW, KCC)  
1986 Eric Dickerson, RB (AP)  
1999 Marshall Faulk, RB (AP, CPFN)  
2000 Marshall Faulk, RB (AP, CPFN)  
2001 Marshall Faulk, RB (AP, CPFN)

## NFL ROOKIE OF THE YEAR

1971 Isiah Robertson, LB (PFW)  
1983 Eric Dickerson, RB  
(NEA, PFWA, CPFN, FN, PFW)  
1993 Jerome Bettis, RB (TSN, UPI)

## NFL OFFENSIVE ROOKIE OF THE YEAR

1983 Eric Dickerson, RB (AP, PFW)  
1993 Jerome Bettis, RB (AP, PFW)  
2010 Sam Bradford, QB (AP)

## NFL QUARTERBACK OF THE YEAR

1999 Kurt Warner (IFA, NFL Alumni, NQC)

## NFL RUNNING BACK OF THE YEAR

1983 Eric Dickerson (FD, NFL Alumni)  
1984 Eric Dickerson (NFL Alumni)  
1986 Eric Dickerson (NFL Alumni)

## NFL WIDE RECEIVER OF THE YEAR

1989 Henry Ellard (NFL Alumni)

## NFL OFFENSIVE LINEMAN OF THE YEAR

1969 Bob Brown, T (NFLPA)

## NFL DEFENSIVE PLAYER OF THE YEAR

1967 David Jones, DE (NEA)  
1968 David Jones, DE (NEA)  
1975 Jack Youngblood, DE (UPI)

## NFL DEFENSIVE LINEMAN OF THE YEAR

1967 David Jones, DE (NFLPA)  
1968 David Jones, DE (NFLPA)  
1975 Jack Youngblood, DE (PFW)

## NFL DEFENSIVE BACK OF THE YEAR

1976 Monte Jackson, CB (FD)  
1980 Nolan Cromwell, FS (FD)  
1981 Nolan Cromwell, FS (FD)  
1983 Nolan Cromwell, SS (FD)

## NFL KICK RETURNER OF THE YEAR

1984 Henry Ellard (NFL Alumni)  
1985 Ron Brown (NFL Alumni)

## NFC OFFENSIVE PLAYER OF THE YEAR

1973 John Hadl, QB (KCC)  
1983 Eric Dickerson, RB (UPI)  
1984 Eric Dickerson, RB (UPI, KCC)  
1986 Eric Dickerson, RB (UPI)  
1999 Marshall Faulk, RB (FN)  
2001 Marshall Faulk, RB (FN)

## NFC ROOKIE OF THE YEAR

1983 Eric Dickerson, RB (UPI)  
1993 Jerome Bettis, RB (UPI)

## NFC OFFENSIVE LINEMAN OF THE YEAR

1970 Bob Brown, T (NFLPA)  
1979 Doug France, T (NFLPA)  
1983 Jackie Slater, T (NFLPA)  
1986 Jackie Slater, T (NFLPA)  
1987 Jackie Slater, T (NFLPA)  
1989 Jackie Slater, T (NFLPA)

## NFC DEFENSIVE PLAYER OF THE YEAR

1975 Jack Youngblood, DE (KCC)  
1976 Jack Youngblood, DE (KCC)  
1980 Nolan Cromwell, FS (KCC)

## NFC DEFENSIVE LINEMAN OF THE YEAR

1973 Merlin Olsen, DT (NFLPA)

## NFC LINEBACKER OF THE YEAR

1974 Isiah Robertson (NFLPA)  
1975 Isiah Robertson (NFLPA)  
1977 Isiah Robertson (NFLPA)

## NFC DEFENSIVE BACK OF THE YEAR

1989 Jerry Gray, CB (NFLPA)

## PETE ROZELLE TROPHY

(Super Bowl Most Valuable Player)  
1999 Kurt Warner, QB

## WHIZZER WHITE AWARD

(NFL Man of the Year)  
1970 Kermit Alexander, CB

## MILLER LITE AWARD

(NFL Player of the Year)  
1999 Kurt Warner, QB  
2000 Marshall Faulk, RB  
2001 Marshall Faulk, RB



# ALL-TIME HONORS

## GOLDEN TOE AWARD

- 1973 David Ray, K  
1978 Frank Corral, K

## ESPY AWARDS

(ESPN's Pro Football Player of the Year)

- 1999 Kurt Warner, QB  
2000 Marshall Faulk, RB  
2001 Marshall Faulk, RB

(ESPN's Breakthrough Athlete of the Year)

- 1999 Kurt Warner, QB

## EXECUTIVE OF THE YEAR

- 2001 Charley Arney, General Manager (PFW, PFWA)

## NFL COMEBACK PLAYER OF THE YEAR

- 2003 Aeneas Williams, S (FD)

## AFC-NFC PRO BOWL PLAYER OF THE GAME

- 2004 Marc Bulger, QB

## NFL ALL-DECADE TEAMS

(Chosen by Hall of Fame Selection Committee)

- 1940's** Jim Benton, E

Bob Waterfield, QB

- 1950's** Tom Fears, E

Elroy Hirsch, HB/E

Norm Van Brocklin, QB/P

Dick Lane, DB

- 1960's** David Jones, DE

Merlin Olsen, DT

Eddie Meador, DB

- 1970's** Jack Youngblood, DE (First Team)

Merlin Olsen, DT (Second Team)

- 1980's** Eric Dickerson, RB (First Team)

Nolan Cromwell, S (Second Team)

- 1990's** LB Kevin Green, LB (First Team)

Sean Landeta, P (Second Team)

- 2000's** Torry Holt, WR (Second Team)

Orlando Pace, T (Second Team)

La'Roi Glover, DT (Second Team)

Dante Hall, PR (First Team)

Dante Hall, KR (Second Team)

## NFL ALL-PRO

- 1937** Johnny Drake, FB (Second Team, UPI, NYN)

Ted Livingston, T (Honorable Mention, NFL)

Ookie Miller, G (Honorable Mention, NFL)

Chuck Cherundolo, C (Honorable Mention, NFL)

- 1938** Johnny Drake, FB (Second Team, NFL, NYDM)

Jim Benton, E (Honorable Mention, NFL, PFWA)

Chuck Cherundolo, C (Honorable Mention, NFL,

PFWA)

- 1939** Parker Hall, QB (First Team, UPI, INS, NYN),

HB (First Team, PFWA)

Johnny Drake, HB (Second Team, NFL, UPI,

PFWA, NYN)

Jim Benton, E (Second Team, NFL)

Chet Adams, T (Honorable Mention, NFL)

Bill Conkwright, C (Honorable Mention, PFWA)

Vic Spadaccini, QB (Honorable Mention, NFL, PFWA)

- 1940** Johnny Drake, FB (First Team, NFL, AP, UPI, NYN)

Parker Hall, QB (Second Team, UPI)

Berney McGarry, G (Honorable Mention, AP)

Chet Adams, T (Second Team, INS, NYN)

- 1941** Riley Matheson, G (First Team, AP)

Chet Adams, T (Honorable Mention, AP, UPI)

Parker Hall, HB (Honorable Mention, AP)

Johnny Drake, FB (Honorable Mention, NFL)

- 1942** Riley Matheson, G (First Team, AP)

Chet Adams, T (Second Team, NFL, AP)

John Hightower, E (Honorable Mention, NFL)

Dante Magnani, HB (Second Team, NFL)

- 1944** Riley Matheson, G (First Team, AP, UPI, NYN)

Jim Benton, E (Second Team, UPI, NYN)

Steve Pritko, E (Honorable Mention, AP)

- 1945** Bob Waterfield, QB (First Team, AP, UPI-HB, NYN)

Riley Matheson, G (First Team, AP, UPI, NYN)

Jim Benton, E (First Team, AP, NYN)

Eberle Schultz, T (First Team, INS)

Jim Gillette, HB (First Team, INS)

Mike Scarry, C (Second Team, UPI)

Fred Gehrhke, HB (Second Team, UPI, INS)

- 1946** Jim Benton, E (First Team, AP, UPI, NYN, WP)

Riley Matheson, G (First Team, AP, UPI, NYN, WP)

Bob Waterfield, QB (First Team, AP, UPI, WP)

Gil Bouley, T (Second Team, WP)

- 1947** Dick Huffman, T (First Team, AP)

Riley Matheson, G (First Team, AP, NYN)

Jim Benton, E (Honorable Mention, UPI)

Roger Eason, G (Honorable Mention, UPI)

Bob Waterfield, QB (Honorable Mention, AP)

Gil Bouley, T (First Team, HA)

- 1948** Dick Huffman, T (First Team, AP, TSN, UPI, NYN)

Fred Naumetz, C (First Team, INS)

Tom Fears, E (Second Team, UPI, NYN)

Milan Lazetich, MG (First Team, HA)

Gil Bouley, T (First Team, HA)

- 1949** Tom Fears, E (First Team, UPI, NYN, CO)

Dick Huffman, T (First Team, AP, UPI, NYN,

INS-DT, CO-DT)

Fred Naumetz, C (First Team, AP, UPI, NYN)

Bob Waterfield, QB (First Team, AP, UPI, CO)

Milan Lazetich, G (First Team, INS)

Dick Hoerner, FB (First Team, CO)

Jack Martin, C (Honorable Mention, UPI)

- 1950** Tom Fears, E (First Team, AP, UPI, NYN)

Dick Huffman, T (First Team, NYN-OT)

Dick Reinhard, T (First Team, NYN-DT)

Fred Naumetz, C (Second Team, NYN)

Bob Waterfield, QB (Second Team, AP)

Dick Hoerner, FB (Second Team, AP, NYN)

Larry Brink, DE (Honorable Mention, AP)

Milan Lazetich, G (Honorable Mention, AP)

Norm Van Brocklin, QB (Honorable Mention, AP, UPI)

Glen Davis, HB (Honorable Mention, AP, UPI)

Paul Berry, HB (Honorable Mention, AP)

- 1951** Larry Brink, DE (First Team, AP, NYN)

Elroy Hirsch, E (First Team, AP, UPI, NYN)

Dan Towler, FB (First Team, UPI, NYN)

Stan West, MG (First Team, NYN)

Tank Younger, LB (First Team, AP)

Tom Fears, E (Second Team, NYN)

Woodley Lewis, DB (Second Team, UPI)

Bob Waterfield, QB (Second Team, UPI, NYN)

- 1952** Dan Towler, HB (First Team, AP, UPI)

Larry Brink, DE (First Team, UPI)

Stan West, MG (First Team, AP, UPI, NYN)

Herb Rich, DB (First Team, AP, NYN)

Elroy Hirsch, E (Second Team, UPI, NYN)

Norm Van Brocklin, QB (Second Team, UPI)

Andy Robustelli, DE (Second Team, NYN)

Tank Younger, FB (Second Team, UPI)

Dick Lane, DB (Honorable Mention, AP)

Leon McLaughlin, C (Honorable Mention, UPI)

Bob Waterfield, QB (Honorable Mention, UPI)

Dick Daugherty, MB (Honorable Mention, UPI)

Don Paul, LB (Honorable Mention, AP, UPI)

- 1953** Elroy Hirsch, E (First Team, AP)

Dan Towler, HB (First Team, UPI)

Andy Robustelli, DE (First Team, AP)

Don Paul, LB (First Team, AP)

Bud McCaddin, G (Second Team, UPI)

Larry Brink, DE (Second Team, NYN)

Woodley Lewis, DB (Second Team, UPI)

Tom Dahms, T (Honorable Mention, AP, UPI)

John Hock, G (Honorable Mention, AP)

Norm Van Brocklin, QB (Honorable Mention, AP, UPI)

Skeets Quinlan, HB (Honorable Mention, AP, UPI)

Charlie Toogood, DT (Honorable Mention, AP)

Stan West, MG (Honorable Mention, AP, UPI)

Dick Lane, DB (Honorable Mention, UPI)

- 1954** Bob Boyd, E (First Team, AP, NYN)

Duane Putnam, G (Second Team, AP)

Norm Van Brocklin, QB (Second Team, TSN, NYN)

Tank Younger, FB (Second Team, AP, UPI)

Dan Towler, HB (Second Team, AP)

Andy Robustelli, DE (Second Team, AP, UPI, NYN)

Don Paul, LB (Second Team, AP)

Leon McLaughlin (Honorable Mention, AP)

Skeets Quinlan, HB (Honorable Mention, UPI)

Les Richter, LB (Honorable Mention, UPI)



# ALL-TIME HONORS

**1955** Duane Putnam, G (First Team, AP, NEA, TSN, NYN)  
Norm Van Brocklin, QB (First Team, TSN)  
Ron Waller, HB (First Team, UPI)  
Andy Robustelli, DE (First Team, AP, TSN, NYN)  
Les Richter, LB (First Team, NYN)  
Will Sherman, DB (First Team, AP, UPI, NEA, TSN, NYN)  
Bud McFaddin, DT (Second Team, NEA)  
Tom Fears, E (Honorable Mention, AP)  
Charlie Toogood, T (Honorable Mention, AP)  
Bob Cross, T (Honorable Mention, AP)  
Leon McLaughlin, C (Honorable Mention)  
Tank Younger, FB (Honorable Mention, AP)  
Tom McCormack, HB (Honorable Mention, AP)

**1956** Duane Putnam, G (First Team, NEA, NYN)  
Les Richter, MLB (First Team, AP, NYN)  
Elroy Hirsch, E (Second Team, NYN)  
Ron Waller, HB (Second Team, NEA)  
Bud McFaddin, DT (Second Team, NEA, NYN)  
Will Sherman, DB (Second Team, NEA)

**1957** Duane Putnam, G (First Team, AP, UPI, NEA, NYN)  
Tom Wilson, HB (Second Team, AP, UPI, NYN)  
Les Richter, MLB (Second Team, AP, UPI)  
Dick Daugherty, LB (Second Team, NYN)

**1958** Del Shofner, E (First Team, AP, UPI, NEA, NYN)  
Duane Putnam, G (First Team, AP, UPI, NEA, NYN)  
Jon Arnett, HB (First Team, AP, UPI, NEA, NYN)  
Les Richter, MLB (Second Team, AP, UPI, NEA, NYN)  
Will Sherman, DB (Second Team, AP, UPI, NEA, NYN)

**1959** Del Shofner, E (First Team, AP, UPI, NEA, NYN)  
Duane Putnam, G (First Team, NEA)  
Ollie Matson, FB (Second Team, UPI)  
Lou Michaels, DE/K (Second Team, AP)  
Jon Arnett, HB (Honorable Mention, UPI)

**1960** Jim Phillips, E (Second Team, AP, UPI)  
Art Hunter, C (Second Team, AP, UPI, NEA)  
Gene Brito, DE (Second Team, UPI)  
Les Richter, MLB (Second Team, AP)  
Ed Meador, CB (Second Team, AP)  
John LoVetera, DT (Honorable Mention, UPI)  
Jack Pardee, LB (Honorable Mention, UPI)

**1961** Jim Phillips, E (First Team, AP, UPI, NYN)  
Jon Arnett, HB (Second Team, UPI, NYN)

**1962** Dick Bass, FB (First Team, UPI, FN)  
Marlin McKeever, LB (Honorable Mention, UPI)  
Ed Meador, CB (Honorable Mention, UPI, NEA)

**1963** Merlin Olsen, DT (First Team, FN)  
Jack Pardee, LB (First Team, AP)  
Rosey Grier, DT (Second Team, NEA)  
Ed Meador, CB/S (Second Team, NEA)  
Dick Bass, FB (Honorable Mention, AP)  
Frank Verrichione, T (Honorable Mention, AP)

**1964** Merlin Olsen, DT (First Team, NEA, FN)  
David Jones, DE (Second Team, AP, UPI, NEA, NYN)  
Marlin McKeever, TE (Honorable Mention, UPI)  
Frank Verrichione, T (Honorable Mention, UPI)

**1965** David Jones, DE (First Team, AP, UPI, NEA, NYN, FN)  
Merlin Olsen, DT (First Team, FN)  
Tommy McDonald, FL (Honorable Mention, UPI)  
Rosey Grier, DT (Honorable Mention, UPI)  
Dan Currie, LB (Honorable Mention, UPI)  
Ed Meador, S (Honorable Mention, UPI)

**1966** David Jones, DE (First Team, AP, UPI, NEA, PFWA, NYN, FN)  
Merlin Olsen, DT (First Team, AP, UPI, NEA, PFWA, NYN, FN)  
Maxie Baughan, LB (First Team, NEA)  
Tom Mack, G (Second Team, FN)  
Dick Bass, FB (Second Team, AP, UPI, NYN)  
Irv Cross, CB (Honorable Mention, UPI)  
Ed Meador, S (Honorable Mention, UPI)

**1967** Charlie Cowan, T (First Team, FN)  
David Jones, DE (First Team, AP, UPI, NEA, PFWA, NYN, FN)  
Merlin Olsen, DT (First Team, AP, UPI, NEA, PFWA, NYN, FN)  
Maxie Baughan, LB (First Team, UPI, NYN, FN)  
Ed Meador, S (First Team, UPI, NEA, PFWA, FN)  
Tom Mack, G (Second Team, FN)  
Roman Gabriel, QB (Second Team, FN)  
Les Josephson, RB (Second Team, FN)  
Roger Brown, DT (Second Team, FN)

Joe Scibelli, G (Honorable Mention, UPI)  
Irv Cross, CB (Honorable Mention, UPI)  
Bernie Casey, FL (Honorable Mention, UPI)  
Billy Truax, TE (Honorable Mention, UPI)

**1968** David Jones, DE (First Team, PFW, PFWA)  
Merlin Olsen, DT (First Team, PFW, PFWA)  
Ed Meador, S (First Team, AP)  
Charlie Cowan, T (Second Team, AP, NYN)  
Tom Mack, G (Second Team, UPI, NEA)  
Roman Gabriel, QB (Second Team, NYN)  
Maxie Baughan, LB (Second Team, AP, NYN)  
Bob Brown, T (First Team, HOF, PFW, PFWA, NEA, AP, UPI, FN, NYN)

**1969** Charlie Cowan, T (First Team, SI)  
Tom Mack, G (First Team, HOF, UPI, NEA)  
Roman Gabriel, QB (First Team, HOF, AP, UPI, PFW, NYN, SI)  
David Jones, DE (First Team, HOF, PFW, PFWA, NEA, AP, UPI, FN, SI, NYN)  
Merlin Olsen, DT (First Team, HOF, PFW, PFWA, NEA, AP, UPI, FN, SI, NYN)  
Ed Meador, S (First Team, AP, UPI, PFW)  
Ken Inman, C (Second Team, NYN)  
Maxie Baughan, LB (Second Team, AP, PFW)  
Bruce Gossett, K (Second Team, PFW)

**1970** Bob Brown, T (First Team, AP, PFWA, NEA, PFW)  
Tom Mack, G (First Team, FN)  
David Jones, DE (First Team, FN, PFW, NYP)  
Merlin Olsen, DT (First Team, AP, PFWA, NEA, PFW)

**1971** Tom Mack, G (First Team, NEA)  
Isiah Robertson, LB (First Team, NYP)  
Coy Bacon, DE (Second Team, NEA)  
Merlin Olsen, DT (Second Team, UPI)

**1972** Tom Mack, G (First Team, NYP)  
Coy Bacon, DE (First Team, FN)  
Isiah Robertson, LB (Second Team, FN)  
Dave Chapple, P (Second Team, PFWA)  
Harold Jackson, WR (First Team, AP, PFWA, NEA, FN, NYP, PFW)

**1973** Joe Scibelli, G (First Team, NEA)  
Tom Mack, G (First Team, PFW)  
John Hadl, QB (First Team, AP, PFWA, FN, PFW)  
Jack Youngblood, DE (First Team, NYP)  
Isiah Robertson, LB (First Team, AP, PFWA, FN, NYP)  
Charlie Cowan, T (Second Team, AP, PFWA)  
Lawrence McCutcheon, RB (Second Team, NEA, FN)

**1974** Fred Dryer, DE (Second Team, PFW)  
Merlin Olsen, DT (Second Team, AP, FN)  
Tom Mack, G (First Team, PFWA, FN, PFW)  
Lawrence McCutcheon, RB (First Team, NEA, FN, NYP)  
Jack Youngblood, DE (First Team, AP, PFWA)  
Fred Dryer, DE (First Team, NEA)  
Isiah Robertson, LB (First Team, FN)  
Dave Elmendorf, SS (First Team, NYP)  
Merlin Olsen, DT (Second Team, AP)  
Larry Brooks, DT (Second Team, NEA)

**1975** Tom Mack, G (First Team, FN)  
Jack Youngblood, DE (First Team, AP, PFWA, NEA, FN, PFW, NYP)  
Isiah Robertson, LB (First Team, NEA, PFW)  
Merlin Olsen, DT (Second Team, FN)  
Dave Elmendorf, SS (Second Team, AP, NEA)  
Tom Dempsey, K (Second Team, FN)

**1976** Jack Youngblood, DE (First Team, AP, PFWA, NEA, FN, PFW, NYP)  
Monte Jackson, CB (First Team, AP, PFWA, NEA, FN, PFW, NYN, NYP)

**1977** Isiah Robertson, LB (First Team, AP; Second Team, PFWA)  
Larry Brooks, DT (First Team, PFWA, NYP)  
Monte Jackson, CB (First Team, PFWA)  
Jack Youngblood, DE (First Team, NYN)  
Isiah Robertson, LB (First Team, CPFN)  
Harold Jackson, WR (Second Team, NEA)

**1978** Dennis Harrah, G (First Team, CPFN)  
Jack Youngblood, DE (First Team, AP, PFWA, NEA, CPFN, PFW, NYN)  
Jim Youngblood, LB (First Team, NYP, NYN)



# ALL-TIME HONORS

Pat Thomas, CB (First Team, NYP, NYN)  
 Frank Corral, K (First Team, PFWA, NEA, CPFN, PFW)  
 Doug France, T (Second Team, AP, NEA)  
 Larry Brooks, T (Second Team, AP, NEA)

**1979**  
 Jack Youngblood, DE (First Team, AP, PFWA, NEA, PFW, NYN)  
 Larry Brooks, DT (First Team, AP)  
 Jim Youngblood, LB (Second Team, AP)

**1980**  
 Kent Hill, G (First Team, PFW)  
 Rich Saul, C (First Team, SI)  
 Pat Thomas, CB (First Team, AP, SI)  
 Nolan Cromwell, FS (First Team, AP, PFWA, NEA, TSN, FD, PFW, SI, CPFN, NYN)  
 Jack Youngblood, DE (Second Team, NEA, TSN)

**1981**  
 Nolan Cromwell, FS (First Team, AP, PFWA, NEA, TSN, PFW, SI, NYN)  
 LeRoy Irvin, PR (First Team, AP, PFWA, TSN, PFW)  
 Rod Perry, CB (First Team, NYN)  
 Rich Saul, C (Second Team, NEA)

**1982**  
 Nolan Cromwell, FS (First Team, AP, PFWA, FD)  
 LeRoy Irvin, PR (First Team, PFWA)

**1983**  
 Jackie Slater, T (First Team, NFL Films)  
 Kent Hill, G (First Team, TSN)  
 Eric Dickerson, RB (First Team, AP, PFWA, NEA, TSN, PFW, CPFN, FD, SI, NFL Films)  
 Nolan Cromwell, SS (First Team, FD)  
 Johnnie Johnson, FS (First Team, NEA)

**1984**  
 Bill Bain, T (First Team, NFL Films, PFW)  
 Eric Dickerson, RB (First Team, AP, PFWA, NEA, TSN, PFW, CPFN, FD, SI, NFL Films)  
 Jim Collins, LB (First Team, SI, PFW)  
 Henry Ellard, WR (First Team, AP, TSN, FD)  
 Kent Hill, G (Second Team, CPFN)  
 Gary Green, CB (Second Team, NEA)

**1985**  
 Jim Collins, LB (First Team, TSN)  
 LeRoy Irvin, CB (First Team, USA Today)  
 Vince Newsome, Nickel Back (First Team, SI)  
 Dale Hatcher, P (First Team, AP, TSN, FD, USA Today, SI)  
 Ron Brown, KR (First Team, AP, TSN, FD)  
 Henry Ellard, WR (First Team, TSN)  
 Gary Green, CB (Second Team, AP, FD)  
 Kent Hill, G (Second Team, AP, FD)

**1986**  
 Eric Dickerson, G (Honorable Mention, AP)  
 Jackie Slater, T (First Team, SI)  
 Dennis Harrah, G (First Team, AP, PFWA, TSN, FD, NFL Films, PFW, CPFN)  
 Eric Dickerson, RB (First Team, AP, PFWA, NEA, TSN, FD, USA Today, SI, NFL Films, PFW, CPFW)  
 LeRoy Irvin, CB (First Team, AP, PFWA, TSN, FD, NFL Films)  
 Jerry Gray, CB (Second Team, AP)  
 Nolan Cromwell, FS (Honorable Mention, AP)  
 Mel Owens, LB (Honorable Mention, AP)  
 Doug Smith, C (Honorable Mention, AP)

**1987**  
 Jackie Slater, T (First Team, NEA)  
 Tom Newberry, G (First Team, USA Today, SI)  
 Charles White, RB (First Team, AP, PFWA, TSN, CPFN, FD, NFL Films, PFW)  
 Ron Brown, KR (First Team, CPFN)  
 Dale Hatcher, P (Second Team, CPFN)  
 Jerry Gray, CB (Second Team, NEA)

**1988**  
 Henry Ellard, WR (First Team, AP, PFWA, NEA, TSN, CPFN, SI, NFL Films, PFW)  
 Jackie Slater, T (First Team, NFL Films, PFW)  
 Irv Pankey, T (First Team, NEA)  
 Tom Newberry, G (First Team, AP, PFWA, TSN, CPFN, USA Today, NFL Films, PFW)  
 LeRoy Irvin, CB (First Team, SI)  
 Jim Everett, QB (Second Team, CPFN)  
 Jerry Gray, CB (Second Team, NEA)  
 Doug Smith, C (Honorable Mention, PFW)

**1989**  
 Jackie Slater, T (First Team, NEA, CPFN, FD)  
 Tom Newberry, G (First Team, AP, PFWA, TSN, USA, PFW)  
 Kevin Greene, LB (First Team, NEA, TSN, USA Today)  
 Jerry Gray, CB (First Team, PFWA, CPFN)  
 Mike Lansford, K (First Team, TSN)  
 Jim Everett, QB (Second Team, NEA, CPFN)

**1990**  
 Henry Ellard, WR (Honorable Mention, AP)  
 Jackie Slater, T (Honorable Mention, AP)  
 Tom Newberry, G (Honorable Mention, AP)  
 Doug Smith, C (Honorable Mention, AP)  
 Alvin Wright, NT (Honorable Mention, AP)  
 Kevin Greene, LB (Honorable Mention, AP)

**1991** Robert Delpino, Receiver-Back (First Team, SI)  
**1992** Kevin Greene, LB (First Team, SI)  
 Jackie Slater, T (Honorable Mention, AP)  
 Jerome Bettis, RB (First Team, AP, PFWA, CPFN)  
 Sean Gilbert, DT (First Team, CPFN)

**1993**  
 Sean Landeta, P (Honorable Mention, AP)  
 Isaac Bruce, WR (First Team, SI)  
 Sean Landeta, P (First Team, USA Today)

**1994** Sean Landeta, P (First Team, USA Today)  
**1995** Isaac Bruce, WR (First Team, SI)  
 Sean Landeta, P (First Team, USA Today)  
**1996** D'Marco Farr, DT (SI)  
 Eddie Kennison, PR (Second Team, CPFN, FD)  
**1999** Kurt Warner, QB (First Team, AP, CPFN, FD, SI, PFW, TSN, USA)  
 Marshall Faulk, RB (First Team, AP, SI, PFW, CPFN, TSN, FD, USA)  
 Isaac Bruce, WR (First Team, CPFN, TSN, USA; Second Team, AP, FD)  
 Orlando Pace, T (First Team, AP, PFW, TSN, USA; Second Team, CPFN, FD)  
 Kevin Carter, DE (First Team, AP, PFW, CPFN, TSN, FD, USA)  
 Tony Horne, KR (First Team, CPFN, PFW, SI, TSN, USA; Second Team, AP, FD)  
 Az-Zahir Hakim, PR (First Team, CPFN, USA (3rd Down Specialist)  
 London Fletcher, LB (Second Team, FD)  
 Todd Lyght, CB (Second Team, AP, CPFN, FD)  
 Adam Timmerman, G (Second Team, CPFN, FD)  
 Marshall Faulk, RB (First Team, AP, CPFN, FD, FN, SI, PFW, SN, USA)  
 Az-Zahir Hakim, PR (First Team, PFW, TSN; Second Team, CPFN, FD)  
 Tom Nütten, G (First Team, USA)  
 Orlando Pace, T (First Team, CPFN, FN, PFW, SN; Second Team, AP)  
**2000** Kurt Warner, QB (First Team, AP, CPFN, FD, SI, PFW, TSN)  
 Marshall Faulk, RB (First Team, AP, CPFN, FD, SI, PFW, SN, USA)  
 Az-Zahir Hakim, PR (First Team, PFW, TSN; Second Team, CPFN, FD)  
 Tom Nütten, G (First Team, USA)  
 Orlando Pace, T (First Team, CPFN, FN, PFW, SN; Second Team, AP)  
**2001** Kurt Warner, QB (First Team, AP, CPFN, FD, SI, PFW, TSN)  
 Marshall Faulk, RB (First Team, AP, CPFN, FD, SI, PFW, TSN)  
 Orlando Pace, T (First Team, AP, CPFW, PFW, TSN; Second Team, FD)  
 Aeneas Williams, CB (First Team, AP, FD, PFW, TSN; Second Team, CPFW)  
 Adam Timmerman, G (Second Team, AP, FD)  
 Ernie Conwell, TE (Second Team, FD)  
 Grant Wistrom, DE (Second Team, FD)

**2003** Torry Holt, WR (First Team AP, SI, PFW, FD, TSN)  
 Orlando Pace, T (First Team AP, TSN)  
 Leonard Little, DE (First Team AP, PFW)  
 Jeff Wilkins, K (Second Team AP)  
 Orlando Pace, T (TSN)

**2004** Donnie Jones, P (Second Team AP)  
**2008** Steven Jackson, RB (Second Team AP)  
**2009** Donnie Jones, P (Second Team AP)

## ALL-NFC

**1970** Bob Brown, T (First Team, AP, UPI, PFW)  
 Tom Mack, G (First Team, UPI, TSN, PFW)  
 David Jones, DE (First Team, UPI, TSN, PFW)  
 Merlin Olsen, DT (First Team, AP, UPI, TSN, PFW)  
 Ed Meador, S (Honorable Mention, UPI)  
 Charlie Cowan, T (Honorable Mention, UPI)

**1971** Charlie Cowan, T (First Team, TSN)  
 Tom Mack, G (First Team, AP, UPI)  
 Isiah Robertson, LB (First Team, TSN)  
 Willie Ellison, RB (Second Team, UPI)  
 Merlin Olsen, DT (Second Team, UPI)  
 Lance Rental, WR (Honorable Mention, UPI)  
 David Jones, DE (Honorable Mention, UPI)  
 Gene Howard, CB (Honorable Mention, UPI)  
 Dave Elmdorff, S (Honorable Mention, UPI)

**1972** Tom Mack, G (First Team, AP, UPI, TSN)  
 Dave Chapple, P (First Team, TSN)  
 Merlin Olsen, DT (Second Team, UPI)  
 Isiah Robertson, LB (Second Team, UPI)  
 Dave Elmdorff, S (Second Team, UPI)  
 Coy Bacon, DE (Honorable Mention, UPI)  
 Jack Snow, WR (Honorable Mention, UPI)  
 Harold Jackson, WR (First Team, AP, UPI, TSN, PFW)

**1973** John Hadl, QB (First Team, AP, UPI, TSN, PFW)  
 Tom Mack, G (First Team, AP, UPI, TSN, PFW)  
 Merlin Olsen, DT (First Team, AP, UPI, TSN, PFW)



# ALL-TIME HONORS

Isiah Robertson, LB (First Team, AP)  
 Charlie Cowan, T (Second Team, UPI, PFW)  
 Joe Scibelli, G (Second Team, UPI)  
 Lawrence McCutcheon, RB (Second Team, UPI, PFW)  
 Jack Youngblood, DE (Second Team, UPI, PFW)  
 Fred Dryer, DE (Second Team, PFW)  
 Jack Reynolds, LB (Honorable Mention, UPI)  
 Dave Elmendorf, S (Honorable Mention, UPI)

**1974**  
 Tom Mack, G (First Team, AP, UPI, TSN, PFW)  
 Lawrence McCutcheon, RB (First Team, AP, UPI, TSN, PFW)  
 Jack Youngblood, DE (First Team, AP, UPI, TSN, PFW, NYN)  
 Larry Brooks, DT (First Team, PFW)  
 Fred Dryer, DE (Second Team, UPI)  
 Merlin Olsen, DT (Second Team, UPI)  
 Isiah Robertson, LB (Second Team, UPI)  
 Ken Inman, C (Honorable Mention, UPI)

**1975**  
 Tom Mack, G (First Team, AP, UPI, TSN, NYN)  
 Jack Youngblood, DE (First Team, AP, UPI, TSN, PFW, NYN)  
 Fred Dryer, DE (First Team, PFW)  
 Isiah Robertson, LB (First Team, AP, UPI, PFW)  
 Dave Elmendorf, SS (First Team, AP, NYN)  
 Lawrence McCutcheon, RB (Second Team, UPI)  
 Merlin Olsen, DT (Second Team, UPI)  
 Harold Jackson, WR (Honorable Mention, UPI)  
 Charlie Cowan, T (Honorable Mention, UPI)  
 Joe Scibelli, G (Honorable Mention, UPI)  
 Jack Reynolds, LB (Honorable Mention, UPI)

**1976**  
 Jack Youngblood, DE (First Team, AP, UPI, TSN, PFW, NYN)  
 Isiah Robertson, LB (First Team, AP, UPI, TSN, PFW)  
 Monte Jackson, CB (First Team, AP, UPI, TSN, PFW, NYN)  
 Cullen Bryant, KR (First Team, PFW)  
 Harold Jackson, WR (Second Team, UPI)  
 Tom Mack, G (Second Team, UPI)  
 Lawrence McCutcheon, RB (Second Team, UPI)  
 Larry Brooks, DT (Second Team, UPI)  
 Dave Elmendorf, SS (Second Team, UPI)  
 Ron Jessie, WR (Honorable Mention, UPI)

**1977**  
 Harold Jackson, WR (First Team, UPI, TSN, NYN)  
 Tom Mack, G (First Team, UPI, TSN, PFW)  
 Lawrence McCutcheon, RB (First Team, UPI)  
 Larry Brooks, DT (First Team, TSN, NYN)  
 Isiah Robertson, LB (First Team, UPI, TSN, PFW)  
 Monte Jackson, CB (First Team, UPI, TSN, PFW, NYN)  
 Bill Simpson, FS (First Team, TSN)  
 Pat Haden, QB (Second Team, UPI)  
 Pat Thomas, CB (Honorable Mention, UPI)

**1978**  
 Rich Saul, C (Honorable Mention, UPI)  
 Doug France, T (First Team, TSN, PFW)  
 Dennis Harrah, G (First Team, UPI, PFW)  
 Tom Mack, G (First Team, TSN)  
 Jack Youngblood, DE (First Team, UPI, TSN, PFW, NYN)  
 Larry Brooks, DT (First Team, UPI, TSN, PFW)  
 Jim Youngblood, LB (First Team, UPI, NYN)  
 Pat Thomas, CB (First Team, UPI, PFW, NYN)  
 Rod Perry, CB (First Team, TSN, NYN)  
 Bill Simpson, FS (First Team, PFW)  
 Frank Corral, K (First Team, UPI, TSN, PFW)  
 Jackie Wallace, PR (First Team, PFW, NYN)

**1979**  
 Dennis Harrah, G (First Team, PFW, NYN)  
 Rich Saul, C (First Team, PFW, NYN)  
 Jack Youngblood, DE (First Team, UPI, TSN, PFW, NYN)  
 Jack Reynolds, MLB (First Team, TSN)  
 Jim Youngblood, LB (First Team, TSN, NYN)  
 Doug France, T (Second Team, UPI)  
 Larry Brooks, DT (Second Team, UPI)  
 Dave Elmendorf, SS (Honorable Mention, UPI)  
 Nolan Cromwell, FS (Honorable Mention, UPI)

**1980**  
 Doug France, T (First Team, PFW)  
 Kent Hill, G (First Team, UPI, PFW, NYN)  
 Rich Saul, C (First Team, SI)  
 Jack Youngblood, DE (First Team, UPI, NYN)  
 Pat Thomas, CB (First Team, UPI, PFW, NYN)  
 Nolan Cromwell, FS (First Team, UPI, PFW)  
 Dennis Harrah, G (Second Team, UPI)  
 Larry Brooks, DT (Second Team, UPI) (First Team, NYN)  
 Jack Reynolds, MLB (Second Team, UPI)  
 Rod Perry, CB (Second Team, UPI) (First Team, NYN)  
 Vince Ferragamo, QB (Honorable Mention, UPI)

**1981**  
 Nolan Cromwell, FS (First Team, PFW, NYN)  
 LeRoy Irvin, CB (First Team, PFW)  
 Rod Perry, CB (First Team, NYN)  
 Rich Saul, C (First Team, NYN)  
 Jack Youngblood, DE (First Team, NYN)

**1982**  
 Kent Hill, G (First Team, UPI)

**1983**  
 Nolan Cromwell, FS (First Team, UPI)  
 Jackie Slater, T (First Team, UPI)  
 Kent Hill, G (First Team, PFW, UPI)  
 Eric Dickerson, RB (First Team, UPI, PFW)  
 Nolan Cromwell, SS (First Team, PFW)  
 Johnnie Johnson, FS (Second Team, UPI)  
 Mike Barber, TE (Second Team, UPI)  
 Jim Collins, LB (Second Team, UPI)

**1984**  
 Bill Bain, T (First Team, PFW)  
 Eric Dickerson, RB (First Team, UPI, PFW)  
 Jim Collins, LB (First Team, PFW)  
 Henry Ellard, KR (First Team, PFW)  
 Dennis Harrah, G (Second Team, UPI)  
 Kent Hill, G (Second Team, UPI)  
 Jack Youngblood, DE (Second Team, UPI)

**1985**  
 Jackie Slater, T (First Team, FN)  
 Dennis Harrah, G (First Team, UPI)  
 Jim Collins, LB (First Team, FN)  
 Gary Green, CB (First Team, FN)  
 Dale Hatcher, P (First Team, UPI, FN)  
 Ron Brown, KR (First Team, FN)  
 Henry Ellard, WR (First Team, FN)  
 Kent Hill, G (Second Team, UPI)  
 LeRoy Irvin, CB (Second Team, UPI)

**1986**  
 Jackie Slater, T (First Team, UPI, PFW, FN)  
 Dennis Harrah, G (First Team, UPI, PFW)  
 Doug Smith, C (First Team, FN)  
 Eric Dickerson, RB (First Team, UPI, PFW, FN)  
 LeRoy Irvin, CB (First Team, UPI)  
 Jerry Gray, CB (First Team, UPI, PFW, FN)  
 Vince Newsome, SS (Second Team, UPI)  
 Carl Ekern, LB (Second Team, UPI)  
 Mark Jerue, LB (Second Team, UPI)

**1987**  
 Jackie Slater, T (First Team, UPI, PFW, FN)  
 Tom Newberry, G (First Team, UPI, PFW)  
 Charles White, RB (First Team, UPI, PFW, FN)  
 Jerry Gray, CB (First Team, PFW)

**1988**  
 Dennis Harrah, G (Second Team, UPI)  
 Henry Ellard, WR (First Team, UPI, PFW)  
 Jackie Slater, T (First Team, PFW)  
 Tom Newberry, G (First Team, PFW, UPI, FN)  
 Jerry Gray, CB (First Team, PFW)  
 Robert Delpino, ST (First Team, PFW)  
 Jim Everett, QB (Second Team, UPI)

**1989**  
 Henry Ellard, WR (First Team, FN)  
 Jackie Slater, T (First Team, PFW)  
 Tom Newberry, G (First Team, UPI, PFW, FN)  
 Doug Smith, C (First Team, FN)  
 Jerry Gray, CB (First Team, PFW, FN)  
 Kevin Greene, LB (Second Team, UPI)

**1990**  
 Jackie Slater, T (First Team, PFW)  
 Tom Newberry, G (Second Team, UPI)

**1993**  
 Jerome Bettis, RB (First Team, UPI, PFW, FN)  
 Sean Gilbert, DT (First Team, UPI, PFW, FN)

**1994**  
 Sean Landeta, P (Second Team, UPI)

**1996**  
 Isaac Bruce, WR (Second Team, UPI)

**1999**  
 Kurt Warner, QB (First Team, PFW, FN)  
 Marshall Faulk, RB (First Team, PFW, FN)  
 Isaac Bruce, WR (First Team, PFW, FN)  
 Orlando Pace, T (First Team, FN)  
 Tony Horne, KR (First Team, PFW, FN)  
 Kevin Carter, DE (First Team, PFW, FN)  
 Todd Lyght, CB (First Team, PFW, FN)

**2000**  
 Marshall Faulk, RB (First Team, PFW, FN)  
 Orlando Pace, T (First Team, PFW, FN)

**2001**  
 Kurt Warner, QB (First Team, FD, PFW)  
 Marshall Faulk, RB (First Team, FD, PFW)  
 Orlando Pace, T (First Team, FD, PFW)  
 Aeneas Williams, CB (First Team, FD, PFW)

**2003**  
 Torry Holt, WR (First Team PFW)  
 Orlando Pace, T (First Team PFW)  
 Leonard Little, DE (First Team PFW)  
 Jeff Wilkins, K (First Team PFW)

**2005**  
 Orlando Pace, T (First Team PFW)

**2006**  
 Steven Jackson, RB (First Team PFW/PFWA)

## NFL ALL-WESTERN CONFERENCE

**1956**  
 Duane Putnam, G (TSN)  
 Les Richter, MLB (TSN)

**1957**  
 Duane Putnam, G (TSN)  
 Tom Wilson, HB (TSN)  
 Les Richter, MLB (TSN)  
 Will Sherman, DB (TSN)

**1958**  
 Del Shofner, E (TSN)



# ALL-TIME HONORS

- Duane Putnam, G (TSN)
- Jon Arnett, RB (TSN)
- Les Richter, MLB (TSN)
- Will Sherman, DB (TSN)
- 1959** Del Shofner, E (TSN)
- 1960** Jim Phillips, E (TSN)
- 1961** Jim Phillips, E (TSN)
- Ed Meador, DB (TSN)
- 1962** Dick Bass, FB (TSN)
- 1963** Rosey Grier, DT (TSN)
- Jack Pardee, LB (TSN)
- 1964** Frank Varrichione, T (TSN)
- Merlin Olsen, DT (TSN)
- Ed Meador, S (TSN)
- Bruce Gossett, K (TSN)
- 1965** Merlin Olsen, DT (TSN)
- Ed Meador, DB (TSN)
- 1966** David Jones, DE (TSN)
- Merlin Olsen, DT (TSN)
- Maxie Baughan, LB (TSN)
- Ed Meador, DB (TSN)
- 1967** Bruce Gossett, K (TSN)
- David Jones, DE (TSN)
- Merlin Olsen, DT (TSN)
- Roger Brown, DT (TSN)
- Maxie Baughan, LB (TSN)
- Ed Meador, S (TSN)
- 1968** Charlie Cowan, T (TSN)
- David Jones, DE (TSN)
- Merlin Olsen, DT (TSN)
- Maxie Baughan, LB (TSN)
- Ed Meador, S (TSN)
- 1969** Bob Brown, T (TSN)
- Tom Mack, G (TSN)
- Roman Gabriel, QB (TSN)
- David Jones, DE (TSN)
- Merlin Olsen, DT (TSN)
- Maxie Baughan, LB (TSN)
- Ed Meador, S (TSN)

## NFL ALL-ROOKIE

- 1971** Dave Elmendorf, S (UPI,FD)
- Jack Youngblood, DE (FD)
- Isiah Robertson, LB (AP, UPI, PFW, FD)
- 1972** Jim Bertleson, RB (UPI, PFW, FD)
- 1973** Lawrence McCutcheon, RB (UPI)
- 1974** Bill Simpson, S (PFWA)
- 1975** Doug France, T (PFWA)
- Monte Jackson, CB (UPI, FD)
- 1976** Pat Haden, QB (FD)
- Rusty Jackson, P (PFWA)
- 1977** Billy Waddy, WR (UPI, PFW, PFWA, FD)
- Rafael Septien, K (UPI, PFW, PFWA, FD)
- Bob Brudzinski, LB (AP, UPI, PFW, PFWA)
- 1978** Frank Corral, K (UPI, PFW, PFWA, FD)
- 1980** Johnnie Johnson, S (UPI, PFW, FD, PFWA)
- 1983** Eric Dickerson, RB (UPI, PFW, FD, PFWA)
- 1985** Dieter Brock, QB (UPI, FD, PFWA)
- Dale Hatcher, P (UPI, PFWA)
- 1986** Tom Newberry, G (UPI, PFWA, PFW)
- Jim Everett, QB (UPI, PFWA, PFW)
- 1988** Fred Strickland, LB (PFW)
- 1989** Bill Hawkins, DE (PFWA, PFW)
- Frank Stams, LB (FD)
- 1990** Pat Terrell, S (FN)
- 1992** Sean Gilbert, DT (PFWA)
- 1993** Jerome Bettis, RB (PFWA, CPFN)
- 1994** Wayne Gandy, T (CPFN)
- Keith Lyle, S (PFW)
- 1995** Kevin Carter, DE (FN, CPFN)
- 1996** Tony Banks, QB (CPFN, FN, PFW)
- Eddie Kennison, WR (CPFN, PFW)
- Eddie Kennison, PR (CPFN, FD, PFW)
- 1999** Torry Holt, WR (PFW, FN, FD)
- 2001** Adam Archuleta, S (FD, PFW)
- Tommy Polley, LB (FD, PFW)
- 2003** Pisa Tinoisamoa, LB (PFW)
- 2009** James Laurinaitis, LB (PFW)
- 2010** Sam Bradford, QB (PFW)
- Rodger Saffold, T (PFW)
- 2012** Michael Brockers, DT (PFW)
- Janoris Jenkins, CB (PFW)

## ALL-MADDEN

- 1984** Bill Bain, G
- Jack Youngblood, DE
- 1985** Bill Bain, G
- Ron Brown, KR
- Eric Dickerson, RB
- Garry Green, CB
- Dennis Harrah, G
- Jackie Slater, T
- 1987** Tom Newberry, G
- Jackie Slater, T
- 1988** Tom Newberry, G
- 1989** Jerry Gray, CB
- Kevin Greene, LB
- Tom Newberry, G
- Jackie Slater, T
- 1990** Jackie Slater, T
- 1991** Robert Delpino, FB
- 1993** Jerome Bettis, RB
- Sean Gilbert, DT
- 1995** Isaac Bruce, WR
- Jackie Slater, T (Hall of Fame)
- 1996** Isaac Bruce, WR
- Jack Youngblood, DE (Super Bowl Team)
- Jackie Slater, T (Super Bowl Team)
- 1999** Kevin Carter, DE
- Marshall Faulk, RB
- Orlando Pace, T
- Grant Wistrom, DE
- Dick Vermeil, Coach
- 2000** Isaac Bruce, WR
- Az-Zahir Hakim, WR
- Torry Holt, WR
- Orlando Pace, T
- 2001** Isaac Bruce, WR
- Marshall Faulk, RB
- London Fletcher, LB
- Andy McCollum, C
- Orlando Pace, T
- Adam Timmerman, G
- Kurt Warner, QB
- Aeneas Williams, CB
- Grant Wistrom, DE

## PHIL SIMMS ALL-IRONMAN TEAM

- 1999** Marshall Faulk, RB

## PRO BOWL

- 1938 (1)** - Ed Goddard QB
- 1939 (5)** - Jim Benton E, Johnny Drake FB, Parker Hall QB, Vic Spadaccini QB, John Wiatrak C
- 1940 (2)** - Ollie Cordell B, Ted Livingston G
- 1941 (2)** - Chet Adams T, Dante Magnani HB
- 1950 (8)** - Larry Brink DE, Glenn Davis HB, Tom Fears E, Dick Hoerner FB, Dick Huffman T, Woodley Lewis HB, Norm Van Brocklin QB, Bob Waterfield QB
- 1951 (8)** - Larry Brink DE (2), Elroy Hirsch E, Don Paul C, Dan Towler HB, Norm Van Brocklin QB (2), Bob Waterfield QB (2), Stan West G, Paul Younger FB
- 1952 (7)** - Elroy Hirsch E (2), Don Paul C (2), Dan Towler HB (2), Norm Van Brocklin QB (3), Stan West G (2), Jim Winkler T, Paul Younger FB (2)
- 1953 (6)** - Elroy Hirsch E (3), Don Paul C (3), Andy Robustelli DE, Dan Towler HB (3), Norm Van Brocklin QB (4), Paul Younger FB (3)
- 1954 (7)** - Bob Boyd E, Leon McLaughlin C, Duane Putnam G, Skeet Quinlan HB, Les Richter LB, Dan Towler HB (4), Norm Van Brocklin QB (5)
- 1955 (9)** - Leon Clarke E, Bud McFadin DT, Paul Miller DE, Duane Putnam G (2), Les Richter LB (2), Andy Robustelli DE (2), Will Sherman S, Norm Van Brocklin QB (6), Ron Waller HB



# ALL-TIME HONORS

- 1956 (6)** - Leon Clarke E (2), John Hock G, Bud McFadin DT (2), Les Richter LB (3), Tom Wilson RB, Paul Younger FB (4)
- 1957 (5)** - Jon Arnett HB, Dick Daugherty LB, Duane Putnam G (3), Les Richter LB (4), Tom Wilson HB (2)
- 1958 (6)** - Jon Arnett HB (2), Duane Putnam G (4), Les Richter LB (5), Will Sherman S(2), Del Shofner SE, Bill Wade QB
- 1959 (4)** - Jon Arnett HB (3), Lamar Lundy DE, Les Richter LB (6), Del Shofner SE (2)
- 1960 (4)** - Jon Arnett HB (4), Ed Meador DB, Jim Phillips E, Les Richter LB (7)
- 1961 (3)** - Jon Arnett HB (5), Jim Phillips E (2), Les Richter LB (8)
- 1962 (4)** - Dick Bass HB, Merlin Olsen DT, Jim Phillips E (3), Frank Varrichione T
- 1963 (3)** - Dick Bass HB (2), Merlin Olsen DT (2), Jack Pardee LB
- 1964 (3)** - David Jones DE, Ed Meador DB (2), Merlin Olsen DT (3)
- 1965 (4)** - David Jones DE (2), Tom McDonald E, Ed Meador DB (3), Merlin Olsen DT (4)
- 1966 (7)** - Dick Bass HB (3), Maxie Baughan LB, Bruce Gossett K, David Jones DE (3), Marlin McKeever TE, Ed Meador DB (4), Merlin Olsen DT (5)
- 1967 (10)** - Maxie Baughan LB (2), Roger Brown DT, Bernie Casey FL, Roman Gabriel QB, David Jones DE (4), Les Josephson HB, Tom Mack G, Ed Meador DB (5), Merlin Olsen DT (6), \*Jack Snow SE
- 1968 (9)** - Maxie Baughan LB (3), Joe Carollo T, Charlie Cowan T, Roman Gabriel QB (2), Bruce Gossett K (2), David Jones DE (5), Tom Mack G (2), Merlin Olsen DT (7), Joe Scibelli G
- 1969 (7)** - \*Maxie Baughan LB (4), \*Bob Brown T, Charlie Cowan T (2), Roman Gabriel QB (3), David Jones DE (6), Tom Mack G (3), Merlin Olsen DT (8)
- 1970 (5)** - \*Bob Brown T (2), Charlie Cowan T (3), David Jones DE (7), Tom Mack G (4), \*Merlin Olsen DT (9)
- 1971 (4)** - \*Willie Ellison RB, Tom Mack G (5), Merlin Olsen DT (10), Isiah Robertson LB
- 1972 (4)** - Coy Bacon DE, Dave Chapple P, Tom Mack G (6), Merlin Olsen DT (11)
- 1973 (8)** - Jim Bertelsen RB, John Hadl QB, Harold Jackson WR, Tom Mack G (7), Lawrence McCutcheon RB, Merlin Olsen DT (12), Isiah Robertson LB (2), Jack Youngblood DE
- 1974 (6)** - James Harris QB, Tom Mack G (8), Lawrence McCutcheon RB (2), Merlin Olsen DT (13), Isiah Robertson LB (3), Jack Youngblood DE (2)
- 1975 (8)** - Fred Dryer DE, Harold Jackson WR (2), Tom Mack G (9), Lawrence McCutcheon RB (3), Merlin Olsen DT (14), Jack Reynolds LB, Isiah Robertson LB (4), Jack Youngblood DE (3)
- 1976 (7)** - Larry Brooks DT, Monte Jackson CB, Ron Jessie WR, Lawrence McCutcheon RB (4), Isiah Robertson LB (5), Rich Saul C, Jack Youngblood DE (4)
- 1977 (10)** - Larry Brooks DT (2), Doug France T, Pat Haden QB, Harold Jackson WR (3), \*Monte Jackson CB (2), Tom Mack G (10), Lawrence McCutcheon RB (5), Isiah Robertson LB (6), Rich Saul C (2), Jack Youngblood DE (5)
- 1978 (10)** - \*Larry Brooks DT (3), Frank Corral K, Doug France T (2), Dennis Harrah G, Cody Jones DT, Tom Mack G (11), Rod Perry CB, Rich Saul C (3), Pat Thomas CB, Jack Youngblood DE (6)

- 1979 (5)** - Larry Brooks DT (4), Dennis Harrah G(2), Rich Saul C (4), Jack Youngblood DE (7), Jim Youngblood LB
- 1980 (8)** - Larry Brooks DT (5), Nolan Cromwell S, Dennis Harrah G (3), Kent Hill T, Rod Perry CB (2), Jack Reynolds LB(2), Rich Saul C (5), \*Pat Thomas CB (2)
- 1981 (2)** - Nolan Cromwell S (2), Rich Saul C (6)
- 1982 (2)** - Nolan Cromwell S (3), Kent Hill T (2)
- 1983 (4)** - Nolan Cromwell S(4), Eric Dickerson RB, Kent Hill T (3), Jackie Slater T
- 1984 (4)** - Eric Dickerson RB (2), Henry Ellard KR, Kent Hill T (4), Doug Smith C
- 1985 (9)** - Ron Brown KR, Jim Collins LB, Gary Green CB, Dennis Harrah G (4), Dale Hatcher P, Kent Hill T (5), LeRoy Irvin CB, Jackie Slater T (2), \*Doug Smith C (2)
- 1986 (7)** - Eric Dickerson RB (3), Carl Ekern LB, Jerry Gray CB, Dennis Harrah G (5), LeRoy Irvin CB (2), Jackie Slater T (3), Doug Smith C (3)
- 1987 (5)** - Jerry Gray CB (2), Dennis Harrah G (6), Jackie Slater T (4), Doug Smith C (4), Charles White RB
- 1988 (5)** - Henry Ellard WR (2), Jerry Gray CB (3), Tom Newberry G, Jackie Slater T (5), Doug Smith C (5)
- 1989 (6)** - Henry Ellard WR (3), \*Jim Everett QB, Jerry Gray CB (4), Kevin Greene LB, \*Tom Newberry G (2), Jackie Slater, T (6), Doug Smith C (6)
- 1990 (2)** - Jim Everett QB (2), Jackie Slater T (7)
- 1993 (2)** - Jerome Bettis RB, Sean Gilbert DT
- 1994 (1)** - Jerome Bettis RB (2)
- 1996 (1)** - Isaac Bruce, WR
- 1999 (8)** - Isaac Bruce, WR (2), Kevin Carter, DE D/Marco Farr, DT, Marshall Faulk, RB, Todd Lyght, CB, Orlando Pace, T, Adam Timmerman, G, Kurt Warner, QB
- 2000 (5)** - \*Isaac Bruce, WR (3), \*Marshall Faulk, RB (2), Torry Holt, WR, Orlando Pace, T (2), \*Kurt Warner, QB (2)
- 2001 (7)** - \*Isaac Bruce, WR (4), Marshall Faulk, RB (3), Torry Holt, WR (2), \*Orlando Pace, T (3), Adam Timmerman G (2), Kurt Warner QB (3), Aeneas Williams CB
- 2002 (2)** - Marshall Faulk, RB (4), \*Orlando Pace, T (4)
- 2003 (6)** - Marc Bulger, QB, Torry Holt, WR (3), Leonard Little, DE, Orlando Pace, T (5), Jeff Wilkins K, Aeneas Williams S (8)
- 2004 (2)** - Torry Holt, WR (4), Orlando Pace, T (6)
- 2005 (2)** - Torry Holt, WR (5), Orlando Pace, T (7)
- 2006 (3)** - Marc Bulger, QB (2), \*Torry Holt, WR (6), Steven Jackson, RB (1)
- 2007 (1)** - Torry Holt, WR (7)
- 2009 (1)** - \*Steven Jackson, RB (2)
- 2010 (1)** - Steven Jackson, RB (3)  
\*Selected but did not play

## PLAYER OF THE WEEK

- 1970** David Jones, DE, Week 8 (AP)
- 1983** Jack Youngblood, DE, Week 16 (PFW)
- 1984** Jack Youngblood, DE, Week 5 (NFC Defensive)  
Eric Dickerson, RB, Week 10 (NFC Offensive)  
Eric Dickerson, RB, Week 15 (NFC Offensive)
- 1985** Dieter Brock, QB, Week 4 (NFC Offensive)  
Jim Collins, ILB, Week 6 (NFC Defensive)  
LeRoy Irvin, CB, Week 6 (NFC Defensive)  
Ron Brown, WR-KR, Week 12 (NFC Offensive)
- 1986** Mel Owens, OLB, Week 3 (NFC Defensive)  
Eric Dickerson, RB, Week 5 (NFC Offensive)  
Nolan Cromwell, S, Week 12 (NFC Defensive)
- 1987** Charles White, RB, Week 10 (NFC Offensive)  
Jim Everett, QB, Week 13 (NFC Offensive)
- 1988** Gary Jeter, DE, Week 3 (NFC Defensive)  
Kevin Greene, OLB, Week 6 (NFC Defensive)  
Jim Everett, QB, Week 16 (NFC Offensive)
- 1989** Vince Newsome, S, Week 3 (NFC Defensive)  
Jim Everett, QB, Week 10 (NFC Offensive)  
Henry Ellard, WR, Week 11 (NFC Offensive)  
Willie Anderson, WR, Week 12 (NFC Offensive)  
Brett Faryniarz, OLB, Week 15 (NFC Defensive)  
Greg Bell, RB, Week 16 (NFC Offensive)



# ALL-TIME HONORS

## RAMS PRO BOWLERS BY POSITION

Quarterback.....	11
Running Back.....	22
Wide Receiver.....	7
Tight End.....	1
Tackle.....	11
Guard.....	9
Center.....	5
Defensive End.....	17
Defensive Tackle.....	7
Linebacker.....	10
Defensive Back.....	9
Safety.....	2
Punter.....	2
Kicker.....	3
Kick Returner.....	2



Rams Steven Jackson stiff arms Kansas City's Eric Berry, on his first touchdown run in the 2011 Pro Bowl game in Hawaii. Photo courtesy of Aaron M. Sprecher/NFL.com.

- 1990 Jim Everett, QB, Week 7 (NFC Offensive)
- 1992 Todd Lyght, CB, Week 2 (NFC Defensive)
- Jim Everett, QB, Week 14 (NFC Defensive)
- 1993 Sean Gilbert, DT, Week 2 (NFC Defensive)
- Jim Everett, QB, Week 4 (NFC Offensive)
- Sean Landeta, P, Week 12 (NFC Special Teams)
- Jerome Bettis, RB, Week 15 (NFC Offensive)
- 1994 Sean Landeta, P, Week 4 (NFC Special Teams)
- 1995 Isaac Bruce, WR, Week 1 (NFC Special Teams)
- Chris Miller, QB, Week 4 (NFC Offensive)
- Isaac Bruce, WR, Week 6 (NFC Offensive)
- Sean Landeta, P, Week 11 (NFC Special Teams)
- Sean Landeta, P, Week 14 (NFC Special Teams)
- 1996 Anthony Parker, CB, Week 7 (NFC Defensive)
- Eddie Kennison, WR, Week 10 (NFC Special Teams)
- Eddie Kennison, WR, Week 16 (NFC Offensive)
- 1997 Will Brice, P, Week 4 (NFC Special Teams)
- 1998 Greg Hill, RB, Week 3 (NFC Offensive)
- 1999 Kurt Warner, QB, Week 3 (NFC Offensive)
- Az-Zahir Hakim, PR, Week 4 (NFC Special Teams)
- Isaac Bruce, WR, Week 5 (NFC Offensive)
- Marshall Faulk, RB, Week 6 (NFC Offensive)
- Kevin Carter, DE, Week 10 (NFC Defensive)
- Tony Horne, KR, Week 12 (NFC Special Teams)
- Marshall Faulk, RB, Week 12 (NFC Offensive)
- 2000 Marshall Faulk, RB, Week 3 (NFC Offensive)
- Kurt Warner, QB, Week 5 (NFC Offensive)
- Marshall Faulk, RB, Week 7 (NFC Offensive)
- Az-Zahir Hakim, PR, Week 9 (NFC Special Teams)
- Trent Green, QB, Week 11 (NFC Offensive)
- London Fletcher, LB, Week 15 (NFC Defensive)
- Marshall Faulk, RB, Week 17 (NFC Offensive)
- London Fletcher, LB, Week 2 (NFC Defensive)
- 2001 Kurt Warner, QB, Week 3 (NFC Offensive)
- London Fletcher, LB, Week 10 (NFC Defensive)
- Kurt Warner, QB, Week 12 (NFC Offensive)
- Aeneas Williams, CB, Week 13 (NFC Defensive)
- Grant Wistrom, DE, Week 14 (NFC Defensive)
- Marshall Faulk, RB, Week 17 (NFC Offensive)
- 2002 Marc Bulger, QB, Week 6 (NFC Offensive)
- Isaac Bruce, QB, Week 10 (NFC Offensive)
- Jeff Wilkins, K, Week 15 (NFC Special Teams)
- 2003 Brian Young, DT, Week 10 (NFC Defensive)
- Leonard Little, DE, Week 13 (NFC Defensive)
- Aeneas Williams, S, Week 14 (NFC Defensive)
- 2004 Sean Landeta, P, Week 6 (NFC Special Teams)
- Bryce Fisher, DE, Week 16 (NFC Defensive)
- Marc Bulger, QB, Week 17 (NFC Offensive)
- 2005 Ryan Fitzpatrick, QB, Week 12 (NFC Offensive)
- 2006 Jeff Wilkins, K, Week 1 (NFC Special Teams)
- Matt Turk, P, Week 15 (NFC Special Teams)
- Steven Jackson, RB, Week 16 (NFC Offensive)
- 2007 Marc Bulger, QB, Week 10 (NFC Offensive)
- 2008 Oshiomogho Atogwe, S, Week 6 (NFC Defensive)
- Steven Jackson, RB, Week 7 (NFC Offensive)

- 2009 Josh Brown, K, Week 8 (NFC Special Teams)
- 2010 Chris Long, DE, Week 6 (NFC Defensive)
- 2011 Robert Quinn, DE, Week 8 (NFC Special Teams)
- 2012 Greg Zuerlein, K, Week 4 (NFC Special Teams)
- Johnny Hekker, P, Week 5 (NFC Special Teams)
- Janoris Jenkins, Week 12 (NFC Defensive)
- Greg Zuerlein, K, Week 13 (NFC Special Teams)

## PLAYER OF THE MONTH

- 1986 Eric Dickerson, RB, Oct. (NFC Offensive)
- 1988 Jim Everett, QB, Sept. (NFC Offensive)
- Henry Ellard, WR, Dec. (NFC Offensive)
- 1994 Sean Landeta, P, Sept. (NFC Special Teams)
- 1995 Roman Phifer, LB, Sept. (NFC Defensive)
- Isaac Bruce, WR, Oct. (NFC Offensive)
- Sean Landeta, P, Nov. (NFC Special Teams)
- 1996 Keith Lyle, S, Oct. (NFC Defense)
- 1999 Kurt Warner, QB, Sept. (NFC Offensive)
- Kevin Carter, DE, Nov. (NFC Defense)
- 2000 Kurt Warner, QB, Sept. (NFC Offensive)
- Marshall Faulk, RB, Oct. (NFC Offensive)
- Marshall Faulk, RB, Dec. (NFC Offensive)
- 2001 Marshall Faulk, RB, Sept. (NFC Offensive)
- Marshall Faulk, RB, Dec. (NFC Offensive)
- 2003 Jeff Wilkins, K, Sept. (NFC Special Teams)
- Torry Holt, WR, Oct. (NFC Offensive)
- Adam Archuleta, S, Nov. (NFC Defensive)
- Jeff Wilkins, K, Dec. (NFC Special Teams)
- Grant Wistrom, DE, Dec. (NFC Defensive)
- Bryce Fisher, DE, Dec. (NFC Defensive)
- 2004 Adam Archuleta, S, Sept. (NFC Defensive)
- 2006 Steven Jackson, RB, Dec. (NFC Offensive)
- 2008 Josh Brown, K, Oct. (NFC Special Teams)

## NFL ROOKIE OF THE MONTH

- 1996 Eddie Kennison, WR (Oct.)
- 2010 Sam Bradford, QB (Oct., Nov.)

AP - Associated Press; CO - Coaches' All-Pro Team; CPFN - College and Pro Football Newsweekly; FD - Football Digest; FN - Football News; HA - Chicago Herald-American; HOF - Hall of Fame Selection Committee; IFA - Internet Football Awards; INS - International News Service; NEA - Newspaper Enterprise Association; NFL - National Football League; NQC - National Quarterback Club; NYM - New York Daily Mirror; NYN - New York Daily News; NYP - New York Post; PFW - Pro Football Weekly; PFWA - Pro Football Writers of America; SI - Sports Illustrated; TSN - The Sporting News; UPI - United Press International; USA - USA Today; WP - Washington Post





# PRO FOOTBALL HALL OF FAMERS


(They spent significant portions of their careers with Rams or had special achievement when with the Rams.)




**1965 — BOB WATERFIELD**, QB (1945-52). Guided Rams to two NFL Championships (1945 and 1951). Only rookie QB to lead team to NFL title (1945). Threw for two touchdowns against Washington to win 1945 Championship, 15-14. Three-time all-Pro selection. Voted to two consecutive Pro Bowls (1950-51). Received Joe F. Carr Trophy as NFL Most Valuable Player in 1945. Named NFL Player of the Year in 1950 by Washington D.C. Touchdown Club. Selected to NFL's All-Decade Team for 1940's. Led NFL in passing (1951). Played college football at UCLA.




**1967 — DANIEL REEVES**, Owner of Rams (1941-71). Teams won two World Championships (1945 and 1951). First to integrate football in modern era with signing of Kenny Washington and Woody Strode a year before major league baseball accepted Jackie Robinson. Developed scientific scouting system that is practiced universally and helped establish television formula for NFL. Was major contributor to AFL-NFL merger. Also owned Jersey City Giants of American League (1939). NFL Executive of the Year by Sporting News (1955). Graduate of Georgetown University.




**1968 — ELROY (CRAZYLEGS) HIRSCH**, WR/RB (1949-57). Ranks third on Rams all-time receiving yards list with 6,289 and fourth with 343 receptions. Caught touchdown passes in 11 straight games in 1950-51. Led Rams to NFL championship with 17 touchdown receptions in 1951. Averaged 51.2 yards per catch on the 17 touchdowns. Finished with 55 touchdowns to rank second on Rams career list. Succeeded Pete Rozelle as General Manager for Rams (1960-69). Also played for Chicago Rockets (1946-48). Was first-round draft choice in 1945. Played college football at Wisconsin and Michigan.




**1970 — TOM FEARS**, WR (1948-56). Ranks third on Rams' all-time receptions list with 400 and is fifth with 5,397 receiving yards. Led NFL in receptions three times and touchdown receptions once. Posted two 1,000-yard seasons. Scored game-clinching, 73-yard touchdown to lift Rams to 1951 NFL championship over Cleveland. Holds Rams' playoff record with three 100-yard games during postseason. Also holds Ram playoff records with 28 receptions and 572 yards. Served as Rams assistant coach (1960-61). Was 11th round draft choice in 1945. Played college football at Santa Clara and UCLA.




**1971 — ANDY ROBUSTELLI**, DE (1951-55). Helped Rams win World Championship in 1951. Selected to seven Pro Bowls, two with Rams (1953 and 1955). Played on winning teams in 13 of his 14 years. Also played for New York Giants (1956-64). Was 19th round draft choice in 1951. Played college football at Arnold College, Connecticut.




**1971 — NORM VAN BROCKLIN**, QB (1949-57). Led Rams to 1951 World Championship with 73-yard touchdown pass in fourth quarter to beat Cleveland. Led NFL in passing twice (1950 and 1952). Set NFL record with 554 passing yards against New York Yankees in 1951. Named to six consecutive Pro Bowls with Rams (1950-55). NFL Player of the Year by Washington D.C. Touchdown Club in 1954. Selected to NFL 1950's all-Decade Team. Also played for Philadelphia Eagles (1958-60). Led Eagles to 1960 NFL Championship and threw for three touchdowns in 1960 Pro Bowl. Finished with 23,611 yards passing. Played college football at Oregon.




**1974 — DICK (NIGHT TRAIN) LANE**, DB (1952-53). Set NFL interception record with 14 as rookie in 1952. Led NFL in interceptions twice (1952 and 1954). All-NFL five times and selected to six Pro Bowls. Posted 68 career interceptions. Named to NFL's all-Decade Team for 1950's. Also played for Detroit Lions (1960-65) and Chicago Cardinals (1954-59). Played college football at Scottsbluff Junior College, Nebraska.



**1980 — DAVID (DEACON) JONES**, DE (1961-71). Selected to NFL's 75th Anniversary team in 1994. Recorded team-best 159.5 sacks with Rams and 173.5 for career. Registered 21 sacks during 1967 season. Reached double figures in sacks seven times, including three 20-sack seasons. Became first defensive lineman to record 100 solo tackles in single season (1967). Named NFL's Defensive Player of the Year twice (1967-68). Voted to Pro Bowl nine times, including seven straight with Rams (1964-70). NFL all-Pro selection 10 times. Made NFL's all-Decade Team in 1960's. Also played for San Diego Chargers (1972-73) and Washington Redskins (1974). Played college football at South Carolina State and Mississippi Vocational.



**1982 — MERLIN OLSEN**, DT (1962-76). Selected to NFL's 75th Anniversary team in 1994. Holds NFL record with 14 consecutive Pro Bowl appearances (1962-75). Defensive MVP of 1969 Pro Bowl. NFL all-Pro selection eight straight seasons (1963-70). Played in 198 consecutive games to close out career. Western Conference All-Star Team choice six times (1964-69). Named NFL Player of the Year by Philadelphia's Maxwell Club in 1974. Named NFC Defensive Lineman of the Year by NFL Players' Association in 1973. Chosen to NFL's all-Decade Team in 1960's and '70's. Rams' all-time leading tackler with 915 total stops. First-round draft choice in 1962. Played college football at Utah State.




**1983 — SID GILLMAN**, Coached Rams (1955-59). Led Rams to NFL Western Division title in 1955. Posted record of 123-104-7 during 18-year pro career. Also coached San Diego Chargers (1960-71) and Houston Oilers (1973). Recognized as foremost authority on forward pass. Considered the greatest contributor to early success of AFL. Led Chargers to five Western Division titles in first six years.




**1985 — PETE ROZELLE**, Commissioner (1960-89). Served as Rams' Public Relations Director (1952-55) and General Manager (1957-60). Had longest tenure as commissioner in NFL history. Credited with making NFL the most popular sport in America. Brought league-wide television into NFL (1962). Named Sportsman of the Year by Sports Illustrated (1963). Helped establish Monday Night Football with ABC (1970). Developed American Bowl series of preseason games in England, Europe and Japan (1985).



**1991 — TEX SCHRAMM**, Team President/General Manager. Served as Rams' Public Relations Director and General Manager (1947-57). Rams recorded eight consecutive winning seasons (1948-55) and won 1951 World Championship during his 11-year stint in Los Angeles. Built Dallas Cowboys into one of winningest teams in NFL history. They posted 20 consecutive winning seasons during his tenure (1966-86). Named NFL Executive of the Year by Sporting News (1977). Helped Dallas win two Super Bowl titles (VI and XII).




**1999 — ERIC DICKERSON**, RB (1983-87). NFL's single season record holder for most yards gained (2,105). Broke O.J. Simpson's mark (2,003 yards) on December 9, 1984, rushing for 215 yards in a 27-16 win over the Houston Oilers at Anaheim Stadium. Rookie season in 1983 ranks among the most prolific in NFL history. Holds NFL rookie records for most yards gained in a season (1,808) and attempts (390). Named NFC and NFL rookie of the year. Ranks fourth on NFL's all-time rushing list with 13,259 yards, also ranks fourth in attempts with 2,996. Rushed for more than 100 yards 64 times, which ranks third on the NFL's all-time record list. Selected to the Pro Bowl six times. Chosen to NFL's all-Decade team for the 1980's. Also played for Indianapolis Colts (1987-91), Los Angeles Raiders (1992), and Atlanta Falcons (1993). Played college football at Southern Methodist University.



**1999 — TOM MACK**, G (1966-78). First Rams offensive lineman inducted into the Pro Football Hall of Fame. Played entire, 12-season professional career with the Rams, never missing a game. Known as a consistent, dependable performer. Ranks third on Rams all-time list for most consecutive games played with 184. Participated in nine consecutive Pro Bowls (1967-75). Saw action in 11 Pro Bowls. Voted NFL All-Pro seven times. All-NFC performer nine consecutive seasons (1970-78). Played college football at Michigan.



**2001 — JACKIE SLATER**, T (1976-95). Only player in NFL history to play 20 seasons with same team. Number one all-time among offensive linemen at time of retirement with 259 games played. Started 214 games. Played in 18 postseason games, including Super Bowl XIV, and seven Pro Bowls. Earned respect for leadership, work ethic, and high level of play and tremendous blocker who matched up against the opponents' best pass rushers. Blocked in 107 different 100-yard rushing games and 27 different 300-yard passing games. Blocked for seven different 1,000-yard rushers, 36 different running backs, and 27 different quarterbacks.



**2001 — JACK YOUNGBLOOD**, DE (1971-84). Played in 202 games, with streak of 201 in row. One of great pass rushers in NFL history, unofficially credited with 151.5 sacks in career. Played in Super Bowl XIV with broken bone in leg and played in 16 postseason games and seven Pro Bowls. Executed one of the all-time outstanding plays by a Rams defender in 1975 playoff versus St. Louis: Youngblood pass-rushed future Hall of Famer Dan Dierdorf off the line, penetrated, then tipped and intercepted pass by Jim Hart, and returned the interception 65 yards for touchdown that propelled Rams to 35-23 victory.



**2011 — MARSHALL FAULK**, RB (1999-2005). Was the NFL's Most Valuable Player in 2000 and won the league's Offensive Player of the Year award in three consecutive seasons (1999-2001). Voted to seven Pro Bowls, was a first-team All-Pro three times and a three-time winner of the Daniel F. Reeves Memorial award, which is annually presented to the Rams' team MVP. Finished his career as NFL's all-time leader in receiving yards by a running back and ranked second in receptions among backs. Also ranked fourth all time in scrimmage yards upon his retirement.



**2011 — LES RICHTER**, LB (1954-62). Made eight Pro Bowls in nine seasons. Was also named a first- or second-team All-NFL selection each season during a six-year span from 1955 to 1960. Didn't miss a game during his career. Aside from his play at linebacker, Richter also saw some time at center and handled the Rams placekicking duties early in his career. He received much attention in 1955 for his play on defense as well as clutch placekicking that helped the Rams to an 8-3-1 record to win the NFL Western Division crown and a berth in the championship game.



## OTHER HALL OF FAME MEMBERS WITH RAMS EXPERIENCE

**1963** — **EARL (DUTCH) CLARK**, Coached Rams,  
1939-42

**1967** — **JOE STYDAHAR**, Coached Rams,  
1950-51

**1972** — **OLLIE MATSON**, Halfback, 1959-62

**1974** — **BILL GEORGE**, LB, 1966

**1985** — **JOE NAMATH**, QB, 1977

**1998** — **TOMMY McDONALD**, WR, 1965-66

**2001** — **RON YARY**, T, 1982

**2001** — **MARV LEVY**, Assistant Coach, 1970

**2002** — **GEORGE ALLEN**, Coached with Rams,  
1957, 1966-70

**2003** — **JAMES LOFTON**, WR, 1993

**2004** — **BOB BROWN**, T, 1969-70



Recognizing the rich football history of the Rams and the St. Louis Football Cardinals, the St. Louis Rams created a Ring of Fame in the Edward Jones Dome.

The Ring, displayed inside the Dome, features 16 players who have been elected to the Pro Football Hall of Fame and who played the majority of their careers for the Rams or Cardinals.

The Rams and Cardinals players' names, jersey numbers, and seasons of service are on display.

## **RAMS RING OF FAME MEMBERS**

## **(YEAR INDUCTED)**

Norm Van Brocklin	(1999)
Eric Dickerson	(1999)
Tom Fears	(1999)
Elroy "Crazylegs" Hirsch	(1999)
David "Deacon" Jones	(1999)
Tom Mack	(1999)
Merlin Olsen	(1999)
Jackie Slater	(2001)
Bob Waterfield	(1999)
Jack Youngblood	(2001)
Marshall Faulk	(2011)

## **CARDINALS RING OF FAME MEMBERS**

## **(YEAR INDUCTED)**

Dan Dierdorf	(1999)
Jackie Smith	(1999)
Roger Wehrli	(2008)
Larry Wilson	(1999)

The Ring of Honor features people who have made significant contributions to the Rams franchise. Also displayed inside the Dome, the Ring of Honor was established in 2008.

## **RAMS RING OF HONOR MEMBERS**

## **(YEAR INDUCTED)**

Rams owner Georgia Frontiere, 1979-2008	(2008)
Rams owner Carroll Rosenbloom, 1972-79	(2008)
Head coach Dick Vermeil, 1997-99	(2008)



THE 2013 MEDIA GUIDE OF THE  
**ST. LOUIS RAMS**



**SIDELINES**

# 2012 ATTENDANCE



## PRESEASON

Home	Away
Kansas City Chiefs.....53,252	Indianapolis Colts.....64,258
Baltimore Ravens.....53,368	Dallas Cowboys.....70,806
<b>Total.....106,620</b>	<b>Total.....135,064</b>

## REGULAR SEASON

Home	Away
Washington Redskins.....53,974	Detroit Lions.....62,365
Seattle Seahawks.....53,891	Chicago Bears.....62,227
Arizona Cardinals.....54,641	Miami Dolphins.....59,864
Green Bay Packers.....64,317	San Francisco 49ers.....68,863
New England Patriots.....84,582	Arizona Cardinals.....60,062
New York Jets.....57,712	Buffalo Bills.....67,859
San Francisco 49ers.....57,269	Tampa Bay Buccaneers.....54,266
Minnesota Vikings.....55,764	Seattle Seahawks.....67,936
<b>Total.....482,150</b>	<b>Total.....503,442</b>

TOTAL ATTENDANCE (20 Games).....1,227,276.....Average: 61,364
REGULAR SEASON GAME TOTAL (16 Games).....985,592.....Average: 61,600
EDWARD JONES DOME GAME TOTAL (7 Games).....397,568.....Average: 56,795

## ATTENDANCE RECORDS

### Game and Season Attendance Figures

One Season.....1,364,327	(1989 – 20 games)
Regular Season.....1,082,988	(2001– 16 games)
Home Season.....840,799	(1975 – 13 games)
Home Regular Season.....535,194	(1974 – 7 games)
528,829	(2001 – 8 games)
528,498	(2002 – 8 games)
528,458	(2003 – 8 games)
528,402	(2000 – 8 games)
527,384	(2004 – 8 games)
523,685	(2005 – 8 games)
522,610	(2006 – 8 games)
520,926	(1999 – 8 games)
514,354	(2007 – 8 games)
Preseason Game.....95,985	(1951 vs. Redskins)
Regular Season Game.....102,368	(1957 vs. 49ers)
Away League Game.....90,376	(2008 at Redskins)
Postseason Game.....103,985	(Super Bowl XIV – Pasadena, Calif.)

### Largest Edward Jones Dome Attendance

*66,502	(1/27/02 vs. Philadelphia)
*66,496	(1/23/00 vs. Tampa Bay)
*66,338	(1/20/02 vs. Green Bay)

\*largest sports attendance in St. Louis history

### Largest Busch Stadium Attendance

59,915	(1995 vs. San Francisco)
--------	--------------------------

### Largest Anaheim Stadium Attendance

67,959	(1989 vs. 49ers)
67,037	(1984 vs. Giants)
66,676	(1985 vs. Raiders)

### Largest Los Angeles Memorial Coliseum Attendance

102,368	(1957 vs. 49ers)
100,470	(1958 vs. Bears)
100,202	(1958 vs. Colts)

# REGULAR SEASON ATTENDANCE



Year	Yearly Totals			Home Totals			Away Totals		
	Att.	Games	Avg.	Att.	Games	Avg.	Att.	Games	Avg.
1937	110,118	11	10,011	47,500	5	9,500	62,618	6	10,436
1938 +	166,611	11	15,146	42,019	4	10,505	124,592	7	17,799
1939 #	178,514	11	16,229	106,107	6	17,685	72,407	5	14,481
1940	189,254	11	17,205	83,752	5	16,750	105,502	6	17,584
1941 %	221,713	11	20,156	76,210	5	15,242	145,503	6	24,251
1942 ^	150,111	11	13,646	68,770	5	13,754	81,341	6	13,557
1943	Suspended Play/W.W.II								
1944	187,188	10	18,719	40,378	3	13,459	146,810	7	20,973
1945	272,873	10	27,287	77,608	4	19,402	195,265	6	32,544
1946	469,825	11	42,711	212,368	5	42,474	257,457	6	42,910
1947	419,751	12	34,979	198,871	6	33,145	220,880	6	36,813
1948	361,115	12	30,093	190,078	6	31,680	171,037	6	28,506
1949	478,239	12	39,853	299,128	6	49,855	179,111	6	29,852
1950	354,618	12	29,552	160,826	6	26,804	193,792	6	32,299
1951	491,285	12	40,940	262,879	6	43,813	228,406	6	38,068
1952	507,112	11	46,101	287,967	5	57,593	219,145	6	36,524
1953	537,081	12	44,757	328,466	6	54,744	208,615	6	34,769
1954	553,647	12	46,137	326,586	6	54,431	227,061	6	37,844
1955	661,871	12	55,156	396,954	6	66,159	264,917	6	44,153
1956	611,081	12	50,923	367,138	6	61,190	243,943	6	40,657
1957	745,671	13	57,359	445,776	6	74,296	299,895	7	42,842
1958	756,575	12	63,048	502,354	6	83,726	254,221	6	42,370
1959	740,987	12	61,749	444,476	6	74,079	296,511	6	49,419
1960	635,340	12	52,945	370,341	6	61,724	264,999	6	44,167
1961	672,833	14	48,060	335,942	7	47,992	336,891	7	48,127
1962	600,761	14	42,912	290,708	7	41,530	310,053	7	44,293
1963	627,606	14	44,829	362,532	8	45,317	265,074	6	44,179
1964	685,378	14	48,956	384,346	7	54,907	301,032	7	43,005
1965	598,379	11	54,398	282,333	4	70,583	316,046	7	45,149
1966	697,015	14	49,787	348,432	7	49,776	348,583	7	49,978
1967	846,870	14	60,491	419,997	7	60,000	426,873	7	60,982
1968	841,484	14	60,106	455,891	7	65,127	385,593	7	55,085
1969	866,160	14	61,869	498,693	7	71,242	367,467	7	52,495
1970	908,979	14	64,927	499,427	7	71,347	409,552	7	58,507
1971	904,901	14	64,636	507,168	7	72,453	397,733	7	56,819
1972	902,844	14	64,489	507,229	7	72,461	395,615	7	56,516
1973	892,288	14	63,735	519,175	7	74,168	373,113	7	53,302
1974	824,614	14	58,901	493,972	7	70,567	330,642	7	47,235
1975	800,428	14	57,173	436,770	7	62,396	363,658	7	51,951
1976	839,848	14	59,989	441,986	7	63,141	397,862	7	56,837
1977	775,469	14	55,391	375,098	7	53,585	400,371	7	57,196
1978	865,837	16	54,115	427,103	8	6,222	438,734	8	54,842
1979	913,638	16	57,102	423,760	8	7,500	489,878	8	61,235
1980	994,421	16	62,151	500,250	8	8,141	494,171	8	61,771
1981	958,577	16	59,911	484,024	8	8,905	474,553	8	59,319
1982	462,733	9	51,415	258,451	5	51,690	204,282	4	51,071
1983	869,679	16	54,355	422,239	8	52,780	447,440	8	55,930
1984	860,135	16	53,758	435,637	8	54,455	424,498	8	53,062
1985	885,687	16	55,355	448,068	8	56,009	437,619	8	54,702
1986	955,435	16	59,715	474,282	8	59,285	481,153	8	60,144
1987	660,073	15	44,005	331,690	7	47,384	328,383	8	41,048
1988	951,304	16	59,457	435,749	8	54,469	515,555	8	64,444
1989	913,379	16	57,086	470,770	8	58,846	442,609	8	55,326
1990	935,877	16	58,492	479,356	8	59,920	456,521	8	57,065
1991	915,254	16	57,203	412,685	8	51,586	502,569	8	62,821
1992	871,135	16	54,446	382,486	8	47,811	488,649	8	61,081
1993	795,401	16	49,713	363,211	8	45,401	432,190	8	54,024
1994	791,657	16	49,479	338,497	8	42,312	453,160	8	56,645
1995	949,119	16	59,320	502,684	8	62,836	446,435	8	55,804
1996	929,431	16	58,089	523,979	8	65,497	405,452	8	50,682
1997	990,991	16	61,937	525,700	8	65,713	465,291	8	58,161
1998	972,585	16	60,787	522,691	8	65,336	449,894	8	56,237
1999	1,000,796	16	62,550	525,687	8	65,711	475,109	8	59,389
2000	1,086,443	16	67,903	528,362	8	66,045	558,081	8	69,760
2001	1,082,913	16	67,682	528,754	8	66,094	554,159	8	69,270
2002	1,073,430	16	67,089	528,467	8	66,058	544,963	8	68,120
2003	1,041,469	16	65,092	528,472	8	66,059	512,997	8	64,125
2004	1,061,000	16	66,313	527,383	8	65,923	533,617	8	66,702
2005	1,038,490	16	64,906	525,314	8	65,664	513,176	8	64,147
2006	1,046,284	16	65,393	522,569	8	65,321	523,715	8	65,464
2007	1,049,627	16	65,602	514,299	8	64,287	535,328	8	66,916
2008	1,050,065	16	65,629	479,794	8	59,974	570,271	8	71,284
2009	943,577	16	58,974	441,851	8	55,231	501,726	8	62,716
2010	911,087	16	56,943	423,285	8	52,911	487,812	8	60,977
2011	1,001,953	16	62,622	451,055	8	56,382	550,898	8	68,862
2012 !	985,592	16	61,600	482,150	8	60,269	503,442	8	62,930
<b>TOTALS</b>	<b>55,901,511</b>	<b>1,052</b>	<b>53,138</b>	<b>28,667,005</b>	<b>518</b>	<b>55,342</b>	<b>27,234,516</b>	<b>534</b>	<b>51,001</b>

+ Rams played Pittsburgh in New Orleans and were the road team    % Rams played Pittsburgh in Akron and were the home team  
# Rams played Philadelphia in Colorado Springs and    ^ Rams played Chicago Cardinals in Buffalo and were the road team  
were the home team  
! Rams played New England in London and were the home team



# TRAINING CAMP



The St. Louis Rams will hold training camp at Rams Park in Earth City, for the fifth consecutive year and second under head coach Jeff Fisher. Rookies and quarterbacks will report to Rams Park on July 22 while the remainder of the team will report July 24. The team will hold its first practice on July 25.

This year will mark the ninth year that the team has held training camp in the St. Louis area and the eighth time camp has taken place in Earth City. Rams Park previously hosted training camp from 2005-07, and 2009-2013. In 1995, the team's first year in St. Louis, training camp was hosted at Maryville University in St. Louis.

## TRAINING CAMP FACTS

**LOCATION:** Rams Park, Earth City, Missouri.  
Rams Park is located in Earth City, Missouri and is easily accessible from local interstate highways. From I-270, take I-70 West to the Earth City Expressway North exit. Proceed to the first light, making a right at Rider Trail North. Rams Park will be on your left-hand side in plain view.

**DATES:** Full squad workouts begin July 25.

**INFORMATION:** Further information about Rams training camp can be obtained by calling the Rams at (314) 516-8852 or visiting [www.stlouisrams.com](http://www.stlouisrams.com)

## TRAINING CAMP LOCATIONS (1937-2013)

1937	Lake Erie College for Women, Painesville, Ohio
1938-41	Baldwin Wallace College, Berea, Ohio
1942, '44	Hiram College, Hiram, Ohio
1943	Suspended operations (World War II)
1945	Bowling Green University, Bowling Green, Ohio
1946	Compton College, Compton, Calif.
1947-48	Loyola University, Los Angeles, Calif.
1949-60	University of Redlands, Redlands, Calif.
1961-66	Chapman College, Orange, Calif.
1967-71	California State-Fullerton, Fullerton, Calif.
1972	California State-Long Beach, Long Beach, Calif.
1973-90	California State-Fullerton, Fullerton, Calif.
1991-92	University of California- Irvine, Irvine, Calif.
1993	California State-Fullerton, Fullerton, Calif.
1994	University of California- Irvine, Irvine, Calif.
1995	Maryville University, St. Louis, Mo.
1996-2004	Western Illinois University, Macomb, Ill.
2005-07	Russell Training Center, St. Louis, Mo.
2008	Concordia University Wisconsin, Mequon, Wis.
2009	Russell Training Center, St. Louis, Mo.
2010	Russell Training Center, St. Louis, Mo.
2011	Russell Training Center, St. Louis, Mo.
2012	ContinuityX Training Center, St. Louis, Mo.
2013	Rams Park, St. Louis, Mo.



St. Louis Rams during a NFL football training camp on Saturday, July 27, 2013, at the team's training facility in St. Louis.



## BY THE NUMBERS

**Opened:**

November 12, 1995 (Rams 28, Carolina 10, Trans World Dome).

**Seating Capacity:**

66,000. The first 14 rows are retractable seats to provide space for meetings and trade shows.

**Size:**

205 feet high, 14 acres wide. The 12.5 acre roof structure weighs 10.4 million pounds. There were 262 miles, or 64,000 yards, of concrete used.

**Turf:**

FieldTurf.

FieldTurf is known for its grass-like surface, with soft fibers designed to eliminate the abrasions of traditional turf. A "synthetic earth" mixture of rounded silica sand, rubber granules and ground-up athletic shoe material surrounds the fibers.

**Cost:** \$280 million.

**Renovations:**

In 2009, the Edward Jones Dome underwent a major refurbishment to update the facility with an objective of improving the day of game experience for Rams fans. To enhance the fan experience, new High Definition video boards have been added to both end zones including a 76' North end zone board and a 35' board in the South end zone along with new sideline LED boards. In addition to improved technology, other upgrades include a sports bar overlooking the North end zone accessible to all ticket holders, South end zone Premium Club, renovated Rams Club and new on-field seating.

## WHO IS EDWARD JONES?

Edward Jones provides financial services for individual investors in the United States and its affiliate in Canada. Every aspect of the firm's business is designed to cater to individual investors in communities in which they live and work. The firm's 11,000-plus financial advisors work directly with more than 7 million clients to understand their personal goals. Edward Jones embraces the importance of building long-term, face-to-face relationships with clients, helping them to understand and make sense of the investment options available today.

Edward Jones, which ranks "Highest in Investor Satisfaction with Full Service Brokerage Firms" by J.D. Power and Associates and No. 2 on FORTUNE magazine's "100 Best Companies to Work For 2010," is headquartered in St. Louis.

[www.edwardjones.com](http://www.edwardjones.com)

Member SIPC.

**Edward Jones** Dome



Rams Park

- Officially Opened: June 20, 1996
- The 80-yard indoor domed practice field is 68,000 total square feet, one of the largest in the NFL, rising 65 feet high. The field uses FieldTurf, a synthetic surface with a grass-like feel.
- Located behind the building are three standard size football fields.
- Built by Clayco Construction Co., with O'Toole Design Associates serving as Interior Decorator.
- Next to the indoor facility is the 90,000 square-foot office building which includes:
  - 6,000 square-foot weight and training room
  - half-court basketball floor
  - two racquetball courts
  - spas, swimming pool, sauna, and steam room
  - 40-foot high lobby
  - 120-seat auditorium and 16 meeting rooms.



Indoor practice field at the ContinuityX Training Center.

## St. Louis Rams In the Community

As a professional sports team, the Rams recognize their unique ability to help raise both awareness and money for issues and causes relevant to their fans and fellow citizens. The organization is committed to being a valuable community partner and benefitting the bi-state region 365 days a year.

The Rams Community Outreach Team focuses substantial resources on efforts to engage youth in activities that promote health, fitness and character development. The team also participates in a variety of special events to raise awareness and funds for numerous local non-profits.

In addition to financial contributions, game tickets and autographed merchandise, the team works to integrate all of its resources including player, cheerleader, mascot and staff involvement, media exposure and strategic alliances between charities and team partners. The Rams believe this comprehensive approach provides its charitable partners with the most beneficial relationship possible.

The following overview provides a glimpse of what the team is doing to make the bi-state area a better place. For a more in-depth look at the organization's off the field efforts, please visit [www.stlouisrams.com/community](http://www.stlouisrams.com/community).

# RAMS IN THE COMMUNITY

## Back to Football 5K

To help kickoff the season, the Rams host a Back to Football 5K Run to benefit United Way of Greater St. Louis. After completing a course through downtown St. Louis, participants have the unique opportunity to cross the finish line on the 50-yard line of the Edward Jones Dome. The event also includes a Rams PLAY 60 Kids' Fun Run that finishes on the field as well. All participants receive an official race shirt in addition to a commemorative medal.

## Basket of Hope

Each year, the Rams team up with Basket of Hope, a St. Louis-based charity that provides gifts to children diagnosed with cancer or other serious illnesses. The baskets are delivered to the patients' hospital rooms by Rams players, cheerleaders, Rampage and staff. Basket of Hope customizes each basket with age appropriate toys, games, crafts, for the child and their siblings.

## American Red Cross Blood Drive

In 2012, the Rams began a partnership with the American Red Cross on the Holiday Mail for Heroes campaign. The program, which features Rams defensive end Chris Long as the honorary chair, resulted in 41,000 personalized holiday thank you cards being sent to active and veteran military serving overseas in its initial year. The Rams also host an annual blood drive in cooperation with the American Red Cross. As part of the event, donors have the opportunity to mingle with Rams players, cheerleaders and Rampage, win Rams prizes and receive a commemorative T-shirt.



## Breast Cancer Awareness Month

Each year, the Rams team up with the National Football League on a national breast cancer screening reminder and fundraising campaign. The initiative, called: "A Crucial Catch: Annual Screening Saves Lives," reminds women 40 and older about the importance of having an annual mammogram. As part of the effort, the Rams recognize those who are currently fighting or have fought breast cancer on the field during player introductions.

At halftime of the team's designated breast cancer awareness game, the Rams Cheerleaders join Junior Cheerleaders and Rams Alumni Cheerleaders for a special "Cheer for a Cure" performance to raise awareness and funds for breast cancer research. The Rams also partner with ZTA to pass out pink ribbons to fans entering the Edward Jones Dome prior to the game.

Through in-stadium branding, player/coach/officials gear and the support of our broadcast partners, A Crucial Catch campaign is woven through all facets of the game day experience in early October. All of the on-field items are auctioned on [NFL.com/auction](http://NFL.com/auction), with all proceeds benefiting ACS.

## CHARACTERplus

CHARACTERplus is a community partner of the Rams helping the team achieve one of their goals to instill character and healthy lifestyle choices in youth. CHARACTERplus cur-

# RAMS IN THE COMMUNITY

rently involves more than 74 member school districts in Missouri and southern Illinois, including 30,000 teachers serving in public, private and charter schools and reaches more than 350,000 students.

The Rams and CHARACTERplus created the Character Fitness Model Schools program in 2010, recognizing the connection between the principles of character education and fitness. The program offers the opportunity to benefit students and schools alike in a joint effort to create foundations for a healthy life.

The Rams have also partnered with CHARACTERplus on Project Leadership Task Force, the St. Louis Rams Huddle-Up micro web site and the Huddle-Up advisory board. Additionally, the Rams sponsor the Missouri Schools of Character Awards program each year. For more information on CHARACTERplus, please visit [www.characterplus.org](http://www.characterplus.org).

## **Clinton Global Initiative University**

As part of the 2013 Clinton Global Initiative University (CGI U), 600 CGI U students joined President Clinton and Chelsea Clinton for a community service project at Gateway STEM High School. Rams players Jake Long, Robert Quinn and Chris Givens also joined the effort and assisted with a number of restorative projects and facility upgrades around the school, including: painting, carpeting, grounds maintenance and garden construction. In an effort to create a greener and healthier learning environment for Gateway students, each project incorporated sustainable products and practices.

President Bill Clinton launched Clinton Global Initiative University (CGI U) in 2007 to engage the next generation of leaders from college campuses around the world. CGIU participants take action to create positive change in CGI U's five focus areas: Education, Environment and Climate Change, Peace and Human Rights, Poverty Alleviation, and Public Health. In 2013, CGI U took place April 5-7 at Washington University in St. Louis and brought together nearly 1,200 attendees.

## **Coach Fisher and Friends Celebrity Softball Game**

In what is quickly becoming a must-attend event for Rams fans, Head Coach Jeff Fisher hosts an annual "Coach Fisher and Friends" celebrity softball game in the summer. This family-friendly event allows fans to get an up-close look at some of their favorite players and see their personalities away from the football field and in an intimate setting. The event features a celebrity home run derby, softball game and post-game fireworks spectacular, while benefiting five charities: The BackStoppers, The Jack and J.T. Snow Scientific Research Foundation, Mercy Ministries, Wounded Warrior Project and Catch-A-Dream Foundation. The date for the game will be announced in February of 2014.



# RAMS IN THE COMMUNITY

## Diversity Awareness Partnership

An organization with a long tradition of embracing diversity, the Rams were the first professional sports team in the modern era to sign an African-American player. Even before Jackie Robinson broke the color barrier in Major League Baseball, the Rams were committed to promoting diversity and inclusion. Years later that commitment remains, and after helping launch the Diversity Awareness Partnership (DAP) in 2001, the Rams have been a collaborative partner in promoting the value of diversity among the people of St. Louis.

In 2012, the Rams partnered with Diversity Awareness Partnership on a new diversity-themed sports poster and billboard series. Featured on the poster and billboard were quarterback Sam Bradford, linebacker James Laurinaitis and defensive tackle Michael Brockers standing side-by-side with the caption, "Differences Are What Make Us Stronger." The posters were distributed for free to regional schools, businesses and homes. Both the poster and billboard promote the value of difference and encourage members of the Greater St. Louis area to practice inclusivity.



The Rams also partnered with Diversity Awareness Partnership on a screening and discussion around the documentary, *Third and Long: A History of African Americans in Professional Football*. Additionally, the Rams worked with Diversity Awareness Partnership to launch a new community outreach program designed to promote diversity and inclusion among youth in the St. Louis area. The program called Rams Blitz: Youth Working Together to Break Through Boundaries brought together two high school football teams from different backgrounds with the goal of fostering a greater understanding and respect for each other. For more information, visit [www.dapstl.org](http://www.dapstl.org).

## Everyday Heroes

The Rams have recognized the significant daily contributions of our nation's military, as well as the St. Louis metropolitan area police and fire departments, by honoring these "everyday heroes" in a variety of ways over the past several years, including in-game salutes and visits to Rams Park.

## Fuel Up to PLAY 60

Created in partnership with the National Dairy Council and the National Football League, the Fuel Up to PLAY 60 program empowers youth to take actions to improve nutrition and physical activity at their school and for their own health. The program helps school children learn the importance of good nutrition and physical exercise. To get your school involved and join the movement, visit [www.fueluptoplay60.com](http://www.fueluptoplay60.com).

## Georgia Frontiere Community Quarterback Award

Each year, the St. Louis Rams accept nominations for the Georgia Frontiere Community Quarterback Award Program. The award, renamed in 2008 to honor the Rams' late owner and chairperson, recognizes ten outstanding individuals who display strong leadership abilities, and a passion for bettering his or her community. Individuals above the age of

# RAMS IN THE COMMUNITY

13 may be nominated by a non-profit organization as long as they serve in a volunteer role and are not compensated for their efforts. Upon receiving the nominations, the Rams engage a panel of judges comprised of prominent community leaders to help select the ten finalists. Once chosen, \$20,000 is awarded to local non-profits in recognition of their exceptional volunteer service. In addition, all finalists are invited to Rams Park for a special luncheon and to a Rams' home game at the Edward Jones Dome where they are recognized on the field. Since the program's inception, the Rams have donated more than \$270,000 to community organizations through this initiative.

## **Green Platform**

The St. Louis Rams are greening our operations, from recycling and waste reduction to energy efficiency and the use of recycled materials. Since our participation in the NFL's first carbon neutral game in 2005 against the Philadelphia Eagles, we have been committed to establishing and growing our Green Platform with the intention of identifying authentic opportunities to reduce our carbon footprint. The Rams are dedicated to providing St. Louis the most entertaining sports experience possible while striving to conduct itself in an environmentally sustainable and socially responsible manner. The Rams Green Platform was formed in December 2007 to serve as an umbrella for all new and existing initiatives supporting our environmental sustainability efforts. For more information, please visit [www.stlouisrams.com/community/go-green](http://www.stlouisrams.com/community/go-green).

Governor's Joplin Challenge Do we want to keep this in since it is from the year before- Yes In June of 2012 as part of the Rams' monthly Staff Days of Service program and Rams Rookie Week, the organization traveled to Joplin to participate in the Governor's Joplin Habitat Challenge. The challenge, in partnership with Joplin Area Habitat for Humanity and Missouri's major athletic organizations, aimed to build 35 new homes in the heart of Joplin during 2012 to provide continued aid to the city's recovery.

Rams rookies and staff were divided into four teams, three of which focused on raising the walls for their assigned home. The units were part of a "Rams neighborhood" which was built from Rams support and through the volunteer efforts of Rams players, staff and fans. The fourth team assisted with landscaping and various other projects in support of the challenge.

The June of 2012 effort was the Rams second trip to Joplin. In 2011, six weeks after the devastating F-5 tornado ripped through the town, the Rams organization traveled to Joplin to assist with disaster relief efforts.

## **Heat Up St. Louis**

The Rams have joined Heat Up St. Louis over the years to assist in their mission of helping the elderly, disabled, and low-income families in the area with their delinquent heating bills. Rams players, executive, cheerleaders and Rampage have shown their support through appearances in public service announcements and the staff has also volunteered their time through the team's staff days of service program.

## **Hometown Huddle**

Introduced in 1999, Hometown Huddle is a day for NFL players from all 32 teams to participate in various community service activities in conjunction with their local United Way partners. In addition to this league-wide initiative, the Rams continue to show their leadership and commitment to United Way of Greater St. Louis throughout the year through special events, tickets and financial assistance.



# RAMS IN THE COMMUNITY

## Kickoff for Charity Luncheon

In partnership with team sponsors Edward Jones, Charter and Famous Footwear, a division of Brown Shoe Company, the Rams host an annual Kickoff for Charity Luncheon benefiting United Way of Greater St. Louis. In addition to receiving a preview of the season directly from Head Coach Jeff Fisher, this unique luncheon allows fans to be seated at tables alongside their favorite players and bid on unique auction items. The proceeds from the event benefit United Way of Greater St. Louis.

## KidSmart

The Rams have partnered with KidSmart in a variety of ways over the years to help children in need including participation in the Annual Joe Buck Celebrity Bee, which is a competition similar to "Are You Smarter Than a Fifth Grader?" pitting local celebrities and corporate teams against each other. The event raises more than one-third of the non-profit's annual operating expenses and funds the grand re-opening of the back to school store each August.

This year, Rams tight end Jared Cook is serving as the KidSmart Push for Pencils ambassador to help encourage back to school donations and the Edward Jones Dome is serving as a collection site during the team's annual Fan Fest.

KidSmart equips 50,000 children in need in more than 110 public schools in the St. Louis area. Teachers "shop" monthly for free school supplies to ensure their students are prepared to learn. The Free Store is funded and stocked by local individuals, foundations, and companies. In the past ten years, more than \$23 million worth of free school supplies, including essential classroom tools such as pencils, notebooks, glue, backpacks, art supplies and books have been distributed to more than 100,000 local students in need.

## Komen St. Louis Race for the Cure

The Rams have been involved with the Komen St. Louis Race for the Cure since the event began in 1999. After the team's late owner and chairman Georgia Frontiere lost her battle with breast cancer in 2008, the Rams formed a team to walk in her honor. In its six years of existence, the extended Rams family – from staff to partners to fans – has responded and helped to raise more than \$170,000 for breast cancer research and treatment.

As part of the 15th anniversary of Race for the Cure in 2013, quarterback Sam Bradford returned as honorary chair of the event for the second consecutive year. The Rams/7UP Ten team of walkers and runners was captained by tight end Jared Cook, whose mother is a breast cancer survivor. Rams players, cheerleaders and Rampage were also involved and handed out pink roses to breast cancer survivors as they crossed the finish line.



To add to the day's festivities, the Rams partnered with 7UP Ten to provide 2013 game tickets to breast cancer survivors. The Rams also sponsored a block along the race route and featured a band to entertain the race participants.

# RAMS IN THE COMMUNITY

## Make-A-Wish Celebrity Server Dinner

Since arriving in St. Louis in 1995, the Rams have teamed up with the Make-A-Wish Foundation of Missouri each year to make wishes come true for local children. Rams players led by event captain, linebacker James Laurinaitis, work as celebrity waiters signing autographs and visiting with Wish Kids in attendance. The event has raised more than \$1 million to help grant the wishes of St. Louis area children who are battling life-threatening medical conditions. The Rams have also granted many wishes over the years inviting kids to Rams Park and the Edward Jones Dome.



## March of Dimes

Since 2011, the Rams have teamed up with March of Dimes to fight for healthier babies at the March of Dimes Golf Challenge. March of Dimes invests more than \$3 million annually in Missouri for research and programs to help moms have full-term pregnancies and healthy babies. It is the leading nonprofit organization for pregnancy and baby health. With chapters nationwide and its premier event, March for Babies, March of Dimes works to improve the health of babies by preventing birth defects, premature birth and infant mortality. For the latest resources and information, visit [www.marchofdimes.com/missouri](http://www.marchofdimes.com/missouri).



## Motion for Kids Holiday Party

During the holidays, the Rams team up with the Bar Association of Metropolitan St. Louis (BAMSL) to open the Edward Jones Dome for more than 4,000 underprivileged children. The kids enjoy holiday gifts, bands and other entertainment, a book corner, activity booths, arts and crafts and visits with Santa as well as Rams players, cheerleaders and team mascot, Rampage.

## PHL, Inc.

The Rams have provided local not-for-profit PHL, Inc. with financial assistance totaling \$450,000 to aid in their mission of improving the deplorable condition of some of the football fields in the St. Louis Public Schools. The Rams have supported the development and renovation of a number of area football fields. In 2009, the team assisted with the construction of a new multi-purpose athletic facility for Sumner High School and the surrounding community. The facility includes a state-of-the-art artificial surface field, lights, bleachers, restrooms and a pavilion.

In 2012, Rams General Manager Les Snead helped unveil the new football field and athletic facility at Gateway STEM made possible by a partnership between the Rams, PHL Inc. and the St. Louis Public School District. With support of the Rams, the facility was granted \$200,000 through the NFL's Grassroots Program, an initiative focused on providing non-profit, neighborhood-based organizations with financial and technical assistance to improve the quality, safety, and accessibility of local football fields.

## **PLAY 60**

PLAY 60 is an NFL initiative aimed at creating a healthier next generation and tackling childhood obesity by encouraging kids to be active at least 60 minutes every day. Through the Rams year-long engagement of youth in fitness initiatives in in-school, after-school and team-based programs, the Rams are committed to furthering this platform and improving youth health and wellness. Since PLAY 60 was launched in 2007, the NFL has committed more than \$200 million to youth health and fitness through programming, grants, and media time for PSAs.

## **Playground Build**

In 2013, the Rams selected Washington Elementary in the Normandy School District as the recipient of the Rams 5th Annual Playground Build after an open application process that allowed submissions from Missouri and Illinois schools and communities in need of a playground. The Rams Annual Playground Build has become the cornerstone effort of the team's Staff Day of Service volunteer program. Each year, Rams staff and players join together to build a Rams-themed playground for the winning applicant.

Last year, the team traveled to Fairmont City, Illinois to build a playground for a community that was previously without a school, city park or playground structure. The year prior, the team built a playground for Giant Steps, a special education school and therapy center for children with autism, located in Maplewood. In 2010, Monroe eMints Academy, a St. Louis Public School, received a new playground. The first playground recipient was East St. Louis in 2009.

## **Rams Blitz**

In 2012, the St. Louis Rams launched a new community outreach program designed to promote diversity and inclusion among youth in the St. Louis area. The program called "Rams Blitz: Youth Working Together to Break Through Boundaries" brought together two high school football teams from different backgrounds with the goal of fostering a greater understanding and respect for each other.

Rams Blitz encourages players, coaches and parents to look beyond their day-to-day comfort zone by building a common bond through the sport of football to promote understanding and acceptance of differences.

The initial meeting took place at the practice facility of the Rams, where the student-athletes took part in a variety of activities focused around character development, teamwork, collaboration and communication. The program then continued with events throughout the school year including a Parkway North High School vs. Seckman High football game, a Rams home game, a diversity training day at Rams Park and a cultural and social outing.

The Rams worked with long-time team partners, Diversity Awareness Partnership and CHARACTERplus, to develop the program.

## **Rams Cheerleaders**

Although they are mostly recognized for their entertaining performances on the sidelines, the majority of the Rams Cheerleaders' time is actually spent giving back to the community. In addition to averaging more than 850 hours in the bi-state area each year, the

# RAMS IN THE COMMUNITY

Cheerleaders entertain both nationally and internationally including recent goodwill trips to visit the troops in Iraq, Kuwait and Afghanistan.

## **Rams ReciPEs**

In 2012, the Rams launched a new youth initiative, Rams ReciPEs, designed to increase awareness and interest among area youth in eating right and leading an active and healthy lifestyle. In collaboration with the NFL's PLAY 60 initiative, the Rams ReciPEs program works to expose youth to healthy eating habits in a fun and engaging environment.

As part of the program, Rams players, as well as Rampage, visit local youth-serving organizations to work side by side with the youth to prepare healthy, fun and quick snacks. The program includes a fitness segment where the children are reminded to be physically active at least 60 minutes every day. At the end of the program each participating child is sent home with a bag full of healthy snacks and ingredients to kick start healthy eating habits at home. Youth also receive a Rams ReciPEs book that includes healthy recipes and PLAY 60 activities.

## **Newspapers in Education**

The "Rams Effect" program was launched in partnership with the St. Louis Post-Dispatch as part of the Newspapers in Education (NIE) platform. NIE is designed to familiarize students with reading and using daily newspapers both in school and at home through

In 2012, the Rams and the Post-Dispatch introduced "Rams Effect" to encourage local students to make a difference in their community. Participating classrooms were provided with weekly newspaper articles that highlighted their favorite Rams players and cheerleaders involvement in the St. Louis community as well as accompanying lesson plans. At the end of the program, the classrooms were challenged to create their own community service project and enter it into the "Rams Effect" competition.

The projects were designed to impact their school, community or beyond in a variety of ways. Ten classrooms were selected as winners, with one being named the grand prize winner. Each winning class received one-hundred tickets to a Rams home game, with the grand prize winner also receiving a visit from a Rams player. Judging was based on four categories: details of entry, potential impact of the project, feasibility of the project and creativity of the idea.

## **Rookie Week**

The Rams began "Rookie Week" in 2009 as a way to introduce the team's new players to the St. Louis community. Throughout the week, the rookies participate in a variety of activities including community outreach and fan development events, networking opportunities and educational initiatives.

## **Sack Homelessness**

During the 2012 season, the Rams partnered with St. Patrick Center on the Sack Homelessness program. Every time the Rams sacked an opposing team's quarterback, the Rams' defensive linemen, Assistant Head Coach Dave McGinnis and Defensive Line Coach Mike Waufle made a contribution of \$1,000. In 2012, the Rams led the NFL in sacks, which resulted in a \$52,000 donation to St. Patrick Center.

# RAMS IN THE COMMUNITY

A portion of the proceeds from this initiative will help renovate St. Patrick Center's Child Center that provides care and activities for children during the day while their parents are enrolled in St. Patrick Center's housing, employment and health programs. Fans can join in this community effort by calling, 314-802-0700.

## **St. Louis Public Schools Scholar Athlete Luncheon**

For the past two years, the Rams have joined with St. Louis Public Schools to host an annual Scholar Athlete Luncheon to recognize more than 400 student athletes from SLPS high schools for earning a minimum grade point average of 3.25 while competing in at least one team sport during the school year. In 2013, St. Louis Rams General Manager Les Snead and Olympic superstar Jackie Joyner-Kersey served as special guest speakers.

A group of 50 distinguished table role models including Kara Henderson Snead and several Rams front office members helped honor the students and present them with their scholar athlete pins.

## **Staff Days of Service**

Each month, the Rams front office staff takes time out of the office to volunteer with local non-profits. Since the program's inception in 2009, the Rams' staff has provided more than 6,700 hours of community service to local non-profits in the region through the Staff Days of Service program.

## **St. Jude Children's Research Hospital**

The Rams have a longstanding relationship with St. Jude Children's Research Hospital and have partnered with the charity on several fundraising events over the past several years. Money raised has enabled St. Jude to continue its internationally recognized pioneering work in finding cures and saving children with cancer and other catastrophic diseases. Since opening in 1962, St. Jude has treated children from all 50 states and around the world, including the St. Louis region. The fundraising arm of St. Jude covers all costs for medical care not covered by insurance and families without insurance are never asked to pay. In 2012, quarterback Sam Bradford and Rampage made a trip to Memphis to visit the hospital and lift the spirits of the St. Jude patients and their families. In 2013, Bradford hosted a golf tournament to benefit St. Jude.



## **St. Louis Children's Hospital Love Light Festival**

The Love Light Festival is the official kickoff of the holiday season at St. Louis Children's Hospital. Each year, Rams players, cheerleaders and Rampage come together to visit patient rooms.

## **St. Louis Rams Training Academy**

The St. Louis Rams and Elite Football have partnered up to open the NFL's first youth training academy that will give kids all the tools they need to learn how to play football the Rams way, both on and off the field.

# RAMS IN THE COMMUNITY

The St. Louis Rams Training Academy, a 20,000 square-foot indoor training and development facility in Chesterfield, Mo., is outfitted with state-of-the-art training equipment and video analysis labs. It also includes a turf field, Olympic-style weight room with Rams branded power mats, and a speed track with a laser timing system.

In conjunction with the new facility, the Rams have created a Rams Training Academy Leadership Board, led by Rams Head Coach Jeff Fisher. Other members of the Rams Training Academy Leadership Board include: Aeneas Williams, Isaac Bruce, Jack Youngblood, Marshall Faulk, Orlando Pace, Torry Holt, broadcaster Kara Henderson Snead, NFL executive Joe Browne, professional wrestler John Cena, motivational speaker Paul Vitale, ESPN.com contributor Anna McDonald, Elite Football president Matt Biermann and Rams Fan Development Manager Kyle Eversgerd.

The Leadership board members will contribute to the off-the-field curriculum known as the Rams Leadership Program and lead discussions around various leadership characteristics including teamwork, communication, dedication, perseverance, passion and community service.

The Rams are partnering with Elite Football Academy (EFA) to run the day-to-day operations of the facility. EFA is a year-round skills development program, providing both on-field skills training and off-field classroom preparation. The Rams Training Academy will serve as the headquarters for Heads Up Football seminars throughout the year to improve player safety and football fundamentals.

Other NFL supported programs such as PLAY 60, NFL Flag, NFL Punt Pass & Kick, and High School Player Development will also be emphasized and used in the facility.

The Rams Training Academy will also include a space for fans to purchase Rams merchandise, apparel and tickets. Furthermore, Rams players, coaches and alumni will make guest appearance throughout the year including autograph signings, coaching clinics and character development seminars.

For more information, please visit [stlouisrams.com/trainingacademy](http://stlouisrams.com/trainingacademy).

## Taste of the NFL-St. Louis

This annual signature event features offerings from St. Louis' top restaurants and beverage providers. Attendees are able to sample specialty foods, bid on an array of items and meet the participating chefs, as well as various Rams players and cheerleaders. The event is hosted by Rams General Manager Les Snead and his wife Kara Henderson Snead, formerly of NFL Network. Over the past nine years, Taste of the NFL-St. Louis has raised more than \$850,000 for the St. Louis Area Foodbank and for the St. Louis Sports Commission.



# RAMS IN THE COMMUNITY

## Third and Long

For the past two years, the Rams in partnership with the Diversity Awareness Partnership (DAP) have hosted area middle and high school student athletes for a screening of the first installment of the documentary Third and Long: A History of African Americans in Professional Football.

Following the screening of the documentary, a panel of Rams players, staff and community leaders discuss the unique history of African Americans in professional football and its impact on the modern game. Issues of diversity that still affect the NFL, amateur sports and the St. Louis community are also examined.

Third and Long is a dynamic documentary on the contributions, struggles and triumphs of African Americans in professional football and the unique history that played out on and off the gridiron. The movie tells the story through interviews with players, player wives and family members as well as team owners.

The Rams, who have long been at the forefront of diversity and innovation in professional football, play a significant role in the history documented in Third and Long. The Rams were the first team to re-integrate the league with the signing of Kenny Washington in 1946, one year before Jackie Robinson broke the color barrier in Major League Baseball. The movie also examines the relationship of the Rams famed Fearsome Foursome consisting of three African American players (Rosie Grier, Deacon Jones, and Lamar Lundy) and one white player (Merlin Olsen) and their integrated friendship that carried over off the field.

## Urban League Thanksgiving Program

Since moving to St. Louis in 1995, each year the Rams have teamed up with the Urban League of Metropolitan St. Louis to provide Thanksgiving meals for nearly 2,000 needy families.

In 2012, Rams players contributed \$34,500 to buy the Thanksgiving items for the program. On the Tuesday prior to Thanksgiving, select players distributed the ingredients to families in need at the three area Urban League locations. As part of last year's efforts, members of the Rams defensive line also made home deliveries to select families in the Jennings area.



The goal of the Urban League is to improve the social and economic conditions and opportunities for African-Americans and other minority groups in St. Louis City, St. Louis County and St. Clair County, Ill.

## Wounded Warrior Recognition

Head Coach Jeff Fisher is a strong supporter of Wounded Warrior Project and climbed Mt. Kilimanjaro to raise money and awareness for the organization. As an extension of his support, the Rams invite a Warrior to each home game to be recognized on the field during the first half of the game. Coach Fisher also invites the Warrior and their guests to attend the team walkthrough at Rams Park the day prior to the game where they have the opportunity to meet members of the team and receive a tour of the facility.

# RAMS IN THE COMMUNITY

## **Youth Football**

The Rams, with support from the local chapter of the National Football Foundation and USA Football, have continued to promote amateur football and youth development, sportsmanship and academic excellence, through the St. Louis Rams/USA Football Youth Coaching School. Additional efforts include the High School Coach of the Week program, free tackle football camps to area middle school athletes through the Rams Junior Player Development Program and pre-collegiate football and life skills instruction through the NFL High School Player Development Program/7-on-7 Tournament.

High School Game of the Week, Coach of the Week and Player of the Week. Each week during the high school football season, the Rams select one local game as the Rams High School Game of the Week. In addition to the Game of the Week, the Rams partner with the National Football Foundation St. Louis/Tom Lombardo Chapter to select a weekly Coach of the Week and Player of the Week.

## **High School Player Development Camps**

As part of the Rams commitment to youth football, the club partners with the National Football League to host annual High School Player Development (HSPD) Camps. HSPD serves as a free resource for both high school players and coaches. The program emphasizes safety and concussion awareness, character development and life skills, and football fundamentals. Each participant receives a HSPD student planner, NCAA initial eligibility requirements and SAT/ACT information. Every session features a different guest speaker ranging from Rams coaches to players.

## **Lineman Leadership Program**

The Linemen Leadership Program emphasizes three key areas: the classroom, the community and leadership competitions. For the classroom portion, the NFL's Player Engagement Department offers intensive character development and life skills training to the players.

The linemen also have an opportunity to serve the community by working with special needs individuals through the "Dream Season" program. The competitive portion of the program includes participation in a series of obstacle courses and activities.

The linemen are chosen from the HSPD program on the basis of their work ethic, character and leadership skills as well as recommendations from their respective coaches.

## **NFL National 7-on-7 Tournament**

The NFL's National 7-on-7 Tournament provides high school football players who have completed the HSPD program a platform to compete in non-contact 7-on-7 play against other top players from around the country. As an extension of the HSPD program, the all-expense paid event includes character development sessions as well. Each team consists of 12 players and two coaches, with seven players on the field at one time. Teams compete in a round-robin format prior to being seeded to play in an elimination tournament. Each player participates in character development training through speaker series, breakout sessions, and group activities.

## **Punt, Pass & Kick Competition**

As part of the team's youth football and PLAY 60 efforts, the Rams host an annual Punt, Pass & Kick competition prior to a home game. The top four scorers from all the first-place finalists in each age division from the St. Louis community compete. The Punt,



# RAMS IN THE COMMUNITY

Pass & Kick program is a national skills competition for boys and girls ages 6-15. With more than three million boys and girls from around the country taking part in the PPK competition every year from July through January, it is one of the world's largest youth sports participation programs. The winners of the St. Louis competition advance to the national finals, which are held at an NFL Playoff game in January.

## **Charitable Donations**

The St. Louis Rams provide charitable organizations more than 3,500 items annually, helping recipient organizations raise thousands of dollars through raffles, auctions and other fundraising endeavors. For information on how to request a charitable donation, please visit [www.stlouisrams.com/community](http://www.stlouisrams.com/community).