

S T . L O U I S R A M S



2 0 1 4

M E D I A G U I D E





ST. LOUIS RAMS

SEASON TICKETS STARTING AT \$300

2014
SCHEDULE



P R E S E A S O N

	AUG	8	FRI	NEW ORLEANS SAINTS	7 P.M.
	AUG	16	SAT	GREEN BAY PACKERS	3 P.M.
	AUG	23	SAT	@ CLEVELAND BROWNS	7 P.M.
	AUG	28	THU	@ MIAMI DOLPHINS	6 P.M.

R E G U L A R S E A S O N

	SEP	7	SUN	MINNESOTA VIKINGS	NOON
	SEP	14	SUN	@ TAMPA BAY BUCCANEERS	3:05 P.M.
	SEP	21	SUN	DALLAS COWBOYS	NOON

BYE WEEK

	OCT	5	SUN	@ PHILADELPHIA EAGLES	NOON
	OCT	13	MON	SAN FRANCISCO 49ERS	7:30 P.M.
	OCT	19	SUN	SEATTLE SEAHAWKS	NOON
	OCT	26	SUN	@ KANSAS CITY CHIEFS	NOON
	NOV	2	SUN	@ SAN FRANCISCO 49ERS	3:05 P.M.
	NOV	9	SUN	@ ARIZONA CARDINALS	3:25 P.M.
	NOV	16	SUN	DENVER BRONCOS	NOON
	NOV	23	SUN	@ SAN DIEGO CHARGERS	3:05 P.M.
	NOV	30	SUN	OAKLAND RAIDERS	NOON
	DEC	7	SUN	@ WASHINGTON REDSKINS	NOON
	DEC	11	THU	ARIZONA CARDINALS	7:25 P.M.
	DEC	21	SUN	NEW YORK GIANTS	3:05 P.M.
	DEC	28	SUN	@ SEATTLE SEAHAWKS	3:25 P.M.



314-RAMS-TIX
STLOUISRAMS.COM/TICKETS



Owner/Chairman E. Stanley Kroenke
Executive Vice President of Football Operations/Chief Operating Officer..... Kevin Demoff
General Manager..... Les Snead

COACHING STAFF

Head Coach..... Jeff Fisher
Assistant Head Coach Dave McGinnis
Special Teams Coordinator John Fassel
Offensive Coordinator Brian Schottenheimer
Defensive Coordinator Gregg Williams
Assistant Strength & Conditioning Jay Aggabao
Assistant Strength & Conditioning Adam Bailey
Tight Ends..... Rob Boras
Assistant Special Teams Paul F. Boudreau
Offensive Line..... Paul T. Boudreau
Assistant Linebackers Joe Bowden
Linebackers..... Frank Bush
Secondary..... Chuck Cecil
Quarterbacks Frank Cignetti
Assistant Offensive Line Andy Dickerson
Assistant Secondary Brandon Fisher
Head Strength & Conditioning Rock Gullickson
Wide Receivers..... Ray Sherman
Assistant Defensive Line Clyde Simmons
Running Backs..... Ben Sirmans
Offensive Assistant Kenan Smith
Offensive Quality Control..... Andy Sugarman
Defensive Line Mike Wauflle
Defensive Quality Control Dennard Wilson
Executive Assistant to Coach Fisher Donna Ellis

PLAYER PERSONNEL

Director/Player Personnel Taylor Morton
Director/College Scouting Brad Holmes
Director/Pro Personnel Ran Carthon
Senior Player Personnel Analyst Rich Snead
Player Personnel Coordinator..... JW Jordan
National Scout Lawrence McCutcheon
National Scout Ted Monago
Assistant Director/Pro Personnel..... Ray Agnew
Scout..... Evan Ardoin
Scout..... Danton Barto
Scout..... George Foster
Scout..... Sean Gustus
Scout..... Brian Heimerdinger
Scout..... Steve Kazor
Scout..... Brian Shields



PLAYER PERSONNEL CONTINUED

Scout.....	Will Rodriguez
Scout.....	John Zernhelt
Scouting Assistant	Brian Hill
Scouting Assistant	Billy Johnson
Football Operations/Scouting Assistant.....	Barrett Trotter

FOOTBALL OPERATIONS

Senior Assistant.....	Tony Pastoors
Manager of Football Operations	Kate Walker
Executive Assistant to Executive VP of Football Operations/COO	Patty Schultz
Director/Player Engagement.....	La'Roi Glover
Director/Security	Steve Miller
Assistant Director/Security.....	Harold Gooding
Director/Video Operations	Larry Clerico
Head Equipment Manager.....	Jim Lake
Assistant Equipment Manager.....	Ben Bloomer
Assistant Equipment Manager.....	Matt Taylor
Assistant Equipment Manager.....	John Welby
Video Assistant	Jay Singleton
Video Assistant	Mike O'Shea
Video Assistant	John Pagano
Video Assistant	Sam Mikulus

TRAINING & MEDICAL STAFF

Head Athletic Trainer.....	Reggie Scott
Assistant Athletic Trainer.....	James Lomax
Assistant Athletic Trainer.....	Tyler Williams
Physical Therapist/Assistant Athletic Trainer	Byron Cunningham
Team Dietician/Chef	Shawn Zell
Team Physician	Dr. Robert Brophy
Team Physician	Dr. Mark Halstead
Team Physician	Dr. Matt Matava
Team Physician	Dr. Rick W. Wright
Team Physician	Dr. Ben Voss
Team Neurosurgeon.....	Dr. Mike Chicoine
Team Chiropractor.....	Dr. Mike Murphy
Team Dentist	Dr. Glenn Edwards
Team Ophthalmologist.....	Dr. Gil Grand

COMMUNICATIONS

Senior Director/Communications	Artis Twyman
Manager/Media Relations.....	Julia Faron
Manager/Media Information.....	Casey Pearce
Communications Assistant	Tiffany White



FINANCE & ADMINISTRATION

Treasurer	Jeff Brewer
Vice President/Finance.....	Michael T. Naughton
Vice President/Legal Affairs.....	Todd Davis
Vice President/Executive Services, Special Projects	Mike Moyneur
Director/Employee Experience	Jodie Cunningham
Director/Information Systems	Bill Consoli
Director/Operations.....	Bruce Warwick
Special Projects Assistant	Margie Baldwin
Assistant Payroll Manager.....	Mary Benne
Benefits Administrator.....	Alaine Brewer
Facilities Assistant	Frank Crockrell
Facilities Coordinator	John Knetzer
Facilities Coordinator	Lee Martin
Payroll Manager.....	Kim Kohler
Field Assistant	Matt Litzsinger
Accounts Payable	Lorie Maginn
Facilities Assistant	Ken Mayweather
Field Superintendent.....	Scott Parker
Front Desk Attendant.....	Jeff Potzman
Front Desk Coordinator	Melinda Zellner
Executive Assistant – Accounts Receivable.....	DeAnn Cromer

SALES, SERVICE AND TICKETING

Executive Vice President.....	Bob Reif
Vice President/Sales.....	Mike O’Keefe
Vice President/Ticket Sales & Premium Seating.....	Jake Bye
Director/Partnership Development and Administration.....	Susan Slemmer
Director/Corporate Sales	Chad Watson
Director/Ticket Operations	Kanyon West
Director/Customer Relations and Retention	Matt Cady
Manager/Corporate Sales.....	Dan Hope
Manager/Corporate Sales.....	Jane Normansell
Senior Manager/Club Services	Kathy Fritz
Manager/Partnership Support.....	Chelsea Lipocky
Manager/Ticket Sales	David Kinsey
Manager/Ticket Operations	Steven Moore
Senior Premium Seating Sales Executive	Matt Jarvis
Corporate Sales Executive	Rachel Link
Group Partnership Executive.....	Eric Simonis
Group Partnership Executive.....	Scott Tarlo
Media Sales Specialist.....	Alyssa Horace
Suite Services Manager.....	Elaine Bauer
Premium Seating Sales Executive	Megan Baucom
Coordinator/Partnership Support	Rachel Toby
Coordinator/Partnership Support	Jennifer Serot
Coordinator/Partnership Support	Jordan Rasch
Partnership Support and Media Traffic Coordinator.....	Courtney Mall



SALES, SERVICE AND TICKETING CONTINUED

Ticket Operations Coordinator.....	Meagan Roberts
Ticket Sales Coordinator	Amanda Lutz
Account Services Coordinator	Katharina Boes
Account Services Coordinator	Gretchen Schmidt
Account Services Coordinator	Taylor Deckard
Season Ticket Executive	Dan Collins
Season Ticket Executive	Stephen Hagopian
Season Ticket Executive	Ali Lamb
Season Ticket Executive	Phil Libby
Season Ticket Executive	Missy Ripepi
Season Ticket Executive	Matt Salata
Ticket Operations Associate	Travis Wegener
Suite Services Coordinator	Erica Jolly

MARKETING

Vice President/Marketing and Brand Strategy.....	Brian Killingsworth
Director/Special Events	Keely Fimbres
Senior Manager/Marketing and Advertising	Lisa Boaz
Fan Development Manager	Kyle Eversgerd
Digital Managing Producer	Elyse Pickle
Analytics Specialist.....	Ford Galvin
Merchandise and Events Coordinator	Maria Mannino
Social Media and Research Analyst.....	Kevin Orris
Fan Engagement & Mascot Authority.....	Clint McComb
Graphic Design Specialist.....	Shawn Dangerfield
Street Team Specialist.....	Wyatt Essenpreis
Multimedia Specialist	Casey Phillips

CORPORATE COMMUNICATIONS & CIVIC AFFAIRS

Vice President/Corporate Communications & Civic Affairs	Molly Higgins
Community Outreach & Charitable Donations Manager	Merritt McCarthy
Community Outreach & Player Involvement Manager	Nicole Woodie
Community Outreach Manager.....	Sarah Rouland
Community Outreach & Player Involvement Assistant.....	Zach Kinkeade

BROADCASTING & CREATIVE

Vice President/Broadcasting and Creative	Scott Brooks
Video Manager	Chris Slepokura
Video Producer	Glenn Connelly
Video Producer	Sandarvis Duffie
Producer/Motion Graphics	Cory Befort
Producer/Motion Graphics	Mitch Myers
Assistant Producer.....	Zachary Dudka

E. STANLEY KROENKE

OWNER/CHAIRMAN

E. Stanley Kroenke is in his fifth year as the owner of the St. Louis Rams after having previously served 16 seasons as co-owner of the Club.

In August of 2010, Kroenke purchased the remaining stake of the Rams with a unanimous vote from NFL owners to become the team's majority owner. He also served as an integral figure in the return of professional football to St. Louis in 1995. Kroenke is the majority shareholder of Arsenal FC (Barclays Premiere League), and owns and operates Kroenke Sports & Entertainment LLC.

In 2012, Kroenke spearheaded the process that led to the hiring of Head Coach Jeff Fisher and General Manager Les Snead. The regime has generated steady improvement by building through the draft, leading the NFL's youngest roster for the second consecutive year.

The 2013 season saw a breakout year from DE Robert Quinn who was named to his first Pro Bowl, earned First-Team All-Pro honors and named the Pro Football Writers of America Defensive Player of the Year, as he set a new franchise record for most sacks in a single season with 19.0. St. Louis also boasted one of the NFL's top special teams units, led by P Johnny Hekker, a Pro Bowler and First-Team All-Pro who set the NFL single-season record with a 44.2-yard net punting average.

Following the meetings that led to Fisher's hiring, the highly-regarded coach expressed his excitement about working for an owner who possesses a commitment to winning and a history of doing so throughout professional sports.

"It's his philosophy," Fisher said of Kroenke. "I think you can see it through the Denver Nuggets. You can see it through the Colorado Avalanche. His philosophy is to put a winning product out there year after year after year. That's obviously very attractive to me. It's about doing whatever it takes and having a unique interest in everything you do."

Shortly after bringing Fisher aboard, Kroenke hired Snead as the club's general manager. In his first two drafts, Snead worked the board



to secure the players of highest value to the club and garner additional selections. His key-note trade came in 2012 when he executed a deal that sent the second overall pick to the Washington Redskins in exchange for the sixth and 39th picks that year as well as Washington's first round picks in both 2013 and 2014.

The Rams have started to reap the benefits of Snead's first two drafts as four of the six players selected in the first or second rounds were named to the Pro Football Writers of America All-Rookie Team following their first season. That group includes Michael Brockers and Janoris Jenkins in 2012 and Tavon Austin and Alec Ogletree in 2013.

In Snead's third draft, he recouped the final pay out from the Redskins' trade and selected All-SEC offensive lineman Greg Robinson second overall. The 2014 draft concluded with the momentous selection of Missouri DE Michael Sam, who became the first openly gay player to be drafted by one of the four major American professional sports leagues.

When asked about the process of building a contender, Snead was quick to credit Kroenke with affording the coaching and personnel staffs with the tools and environment necessary for success.

"It is evident that Stan knows how to achieve success in the sports world," Snead said. "His thriving philosophy is apparent in his ownership of the Nuggets, Avalanche, Arsenal FC and other sports endeavors. All of those experiences combined have allowed him to acquire vast knowledge which in turn leads to a clear vision for what we want the product on the field to look and feel like in order to provide the best possible fan experience. Stan provides invaluable resources and the latitude to successfully execute our vision which is to consistently thrive at all levels."

In addition to guiding the Rams, Kroenke plays an active role in NFL matters. He currently serves on the league's Broadcast Committee and is a member of the NFL Network Committee. Among others, he's served on the NFL's Workplace Diversity Committee. In 2011, Kroenke worked with his fellow owners to reach a new Collective Bargaining Agreement with the NFL Players Association to assure labor peace in the NFL for the next 10 years.

Kroenke's real-estate development expertise was instrumental in the creation of Rams Park, a premier NFL training facility that serves as the year-round football and business offices of the team.

In March 2011, Arsenal FC, one of England's premier soccer clubs, approved an offer from Kroenke to become its majority shareholder. Kroenke made an initial investment, purchasing a significant stake in the club in February 2007. In May 2014, Arsenal won the FA Cup and qualified for the Champions League for the 17th straight season.

Kroenke is the owner of the Denver Nuggets of the National Basketball Association and the Colorado Avalanche of the National Hockey League, franchises he purchased in 2000. The Avalanche won the Stanley Cup in the first year of his ownership and the Nuggets have qualified for the NBA playoffs in nine of the past 10 seasons.

Kroenke also owns the Colorado Mammoth lacrosse team and Colorado Rapids soccer team. On April 7, 2007, KSE and the Rapids opened the largest soccer-specific complex in the world, Dick's Sporting Goods Park. The state-of-the-art sports facility is situated on more than 160 acres in Commerce City, Colo., and seats 18,000 fans

for field sports and up to 27,000 people for concerts. In addition, KSE and the Rapids formed a landmark marketing and strategic partnership with Arsenal.

The Pepsi Center in Denver, also owned by Kroenke, hosted the 2001 NHL All-Star game and the 2005 NBA All-Star game. The Pepsi Center also played host to the 2008 Democratic National Convention.

In 2004, Kroenke launched the Altitude Sports & Entertainment network. The 24-hour regional sports network is home to the Nuggets, Avalanche, the Mammoth and Rapids and also produces the Rams' preseason television broadcasts.

An avid sportsman, Kroenke owns Outdoor Channel Holdings, Inc. which operates Outdoor Channel and Winnercom Inc. Outdoor Channel features hunting, fishing, shooting, adventure and Western lifestyle programming. Winnercomm produces live sporting events and sports series for cable and broadcast television. Outdoor Channel also owns and operates the SkyCam and CableCam aerial camera systems, which are utilized at major sporting events.

Kroenke's current and former board and trustee memberships include Wal-Mart Stores, Inc.; Central Bank Holding Company; Boone County National Bank in Columbia; Community Investments Partnership of St. Louis; the College of the Ozarks and the Missouri Basketball Hall of Fame. He also has active membership in St. Louis' Civic Progress, which provides support and leadership for various community improvements that address economic development, education and quality of life.

Kroenke has undergraduate and graduate degrees from the University of Missouri and is an active supporter of Mizzou athletic programs. In February 2009, Kroenke was enshrined into the Missouri Sports Hall of Fame. Joining him in the class was former Rams Pro Bowl defensive end Grant Wistrom.

E. Stanley Kroenke, named after baseball legends Enos Slaughter and Stan Musial, was born in Cole Camp, Mo., and grew up in Mora, Mo. Kroenke and his wife, Ann, have a daughter, Whitney, and a son, Josh.



CHIP ROSENBLOOM

OWNER/VICE-CHAIRMAN

Chip Rosenbloom is an American film producer and writer, whose independent production companies have been instrumental in the development and production of over 25 feature films in the past two decades.

In addition to producing, Chip adapted and directed *Shiloh*, based on the Newberry Award-winning trilogy by best-selling author Phyllis Reynolds Naylor, about a young boy's attempt to rescue an abused dog. Nominated for a Humanitas Award, the film led to two sequels becoming a significant franchise for Warner Bros., a critic's delight and a multi-million unit DVD both in the United States and in more than 27 countries around the world.

Feature films he has produced include the Sundance Award-Winning Documentary *Fuel*, The Weinstein Company's release *The Girl in the Park* directed by Pulitzer Prize winner David Auburn starring Sigourney Weaver, Kate Bosworth and Keri Russell, Sony Pictures' *The Call* directed by Brad Anderson, starring Halle Berry and Abigail Breslin.

Chip additionally produced Brad Pitt's feature film debut *Across the Tracks* as well as the Broadway stage production of August Wilson's *Radio Golf*, honored with a 2007 Tony nomination as Best Play.

Rosenbloom serves as Co-Owner/Vice-Chairman of the St. Louis Rams. In this role, Chip follows in the footsteps of his legendary parents, Carroll Rosenbloom and Georgia Frontiere. Football has been a part of Chip's family for six decades.

A rare hybrid of creative energy, Chip is an active songwriter with songs recorded by Sheena Easton and Rita Coolidge among others. He has



ten songs featured on a new album by Dayna Lane, who was voted one of Voice of Country's rising new stars. He recently produced a documentary on the history of the electric guitar *Turn It Up!* starring Kevin Bacon.

Rosenbloom is a graduate of USC Film School. He began his career at Aaron Spelling Productions and later worked in development for Mace Neufeld Productions.

Chip sits on a number of charitable boards, among them the Fulfillment Fund, a mentoring and scholarship charity; Earth Justice; and Variety-The Children's Charity.

He is married to the former Kathleen Melville. The couple has two children, son Alexander and daughter Olivia.



LUCIA RODRIGUEZ

OWNER/CHAIR OF COMMUNITY OUTREACH

In her role as Owner/Chair of Community Outreach, Lucia Rodriguez carries on her mother's legacy as a committed philanthropist whose passion for the Rams touches the St. Louis community.

Rodriguez, who moved into her current role in 2010, has been a part of the Rams family for her entire life. Her father, Carroll Rosenbloom, was a trailblazing owner, first with the Baltimore Colts during the era of Johnny Unitas and later the Los Angeles Rams, who were a dominant NFL team during Rosenbloom's tenure. Her mother, Georgia, was an equally remarkable figure, taking over the team upon her husband's death in 1979 and guiding the Rams through the next three decades.

Upon Georgia's passing in January of 2008, Lucia and her brother, Chip Rosenbloom, assumed majority ownership of the team. Lucia immediately began making an impact in the St. Louis community assisting various non-profits, while also joining Chip in overseeing football and business matters. Chip and Lucia served as majority owners for two seasons before selling the team to E. Stanley Kroenke in August of 2010.

Lucia formed "Team Georgia" to participate in the Komen St. Louis Race for the Cure, which is one of the largest breast cancer fundraising walks in the world. The extended Rams family — from staff to sponsors to fans — has responded to Lucia's call and has raised more than \$180,000 for breast cancer research since "Team Georgia's" inception.

Lucia has also continued her family's support of St. Jude Children's Research Hospital by hosting a memorial "Georgia's Drive Fore the Kids" dinner and golf tournament as well as a "Field of Hope" dinner and auction at the team's practice facility. Collectively, the events raised close to \$500,000 to enable St. Jude to continue its internationally recognized pioneering work in finding cures and saving children with cancer and other catastrophic diseases. In addition to helping raise money, Lucia has visited the children who are receiving treatment at the hospital and hosted patient families at Rams' games.



Variety the Children's Charity of St. Louis has also received support from Lucia and her brother, both of whom sit on the group's board. Lucia has been involved as a host of their annual "Bikes for Kids" program, which provides new bicycles to children in need. Each year, Lucia helps build the bikes before presenting them to the children and their families. Lucia also served as the honorary chair of Variety's Fashion Show and provided Rams player and cheerleader assistance. In 2009, Variety honored Lucia with its "Champion for Kids" award. In receiving the award, Lucia followed in the footsteps of her mother who was also recognized with the "Champion for Kids" award in recognition of her years of support of Variety, a charity that serves children with physical and mental disabilities in the Greater St. Louis region.

During the season, Lucia leads an effort to recognize outstanding local volunteers dedicated to improving the community. The annual recognition program, named the "Georgia Frontiere Community Quarterback Awards," grants \$20,000 to local non-profits in honor of their volunteering service. Since the program's inception, the Rams have donated more than \$270,000 to community organizations through this initiative.

Lucia has also been instrumental in the team's support of PHL, Inc., a local not-for-profit dedicated to improving the athletic facilities in the

St. Louis Public Schools. In 2008, she attended a groundbreaking ceremony for a new multi-purpose athletic facility for Sumner High School and St. Louis' historic Ville neighborhood, and in 2009, she celebrated the project's completion at a ribbon cutting ceremony. The Rams have provided PHL, Inc., financial assistance totaling \$450,000, with \$200,000 directed toward the Sumner project.

With community service a passion of Lucia's, she has also assisted the Urban League in handing out turkey dinners to low-income families prior to Thanksgiving and joined the offensive line to serve Thanksgiving dinner to area charities. Lucia also assists with hosting more than 4,000 underprivileged children at the team's annual "Motion for Kids" holiday party at the Edward

Jones Dome and has visited a local school with players and cheerleaders to speak on the importance of literacy.

Lucia sits on the board of directors for Wings of Hope and has served as the honorary chair of fundraising events for Wings of Hope and Dance St. Louis. She is also on the board of the United Way of Greater St. Louis and has served on the fundraising committee of St. Roch parish and school in St. Louis.

Lucia is married to Lupe Rodriguez. The couple has three sons, William, Stuart and Andrew, and a daughter, Lauren. Lucia and Lupe are also proud grandparents of two-year-old Lucia Pamela and one-year-old Caleb Joseph, the children of Will and his wife Laura.



LES SNEAD
GENERAL MANAGER
NFL Year: 20
Rams Year: 3

Rams General Manager Les Snead has a simple motto he follows as he goes about his job of leading the team's personnel department.

"Wake up sprinting and don't be scared," Snead repeats often.

Through hard work and a willingness to take risks, Snead has led the way as the team has established a new core of young players in St. Louis. Snead's work is done with a simple goal in mind: build the Rams' roster and set the club on a path for sustained success in the near and immediate future as well as the long term.

"I'm going to begin every day striving to achieve excellence at top speed," Snead said in an interview with NFL.com. "That's a motto of mine. And next is 'don't be scared,' and I've got a bullet point that says, 'Have the mental and moral strength to venture, persevere and withstand adversity, fear and difficulty.'"

In Snead's first two years on the job, his hard work and willingness to take chances were no more evident than on draft day. Just days after taking his new position, Snead directed a trade that sent the second overall pick in the 2012 draft to the Washington Redskins in exchange for the sixth and 39th picks that year as well as Washington's first round picks in both 2013 and 2014.

Snead made two additional trades in April of 2012 that allowed the Rams to make four of the first 50 selections in the 2012 draft. Those picks yielded DT Michael Brockers, WR Brian Quick, CB Janoris Jenkins and RB Isaiah Pead. Brockers has more sacks than any defensive tackle in his draft class, and only two cornerbacks in Jenkins's class have more career interceptions than the third-year pro.

The surplus of picks allowed the Rams to strategically maneuver in the 2013 draft as well. With St. Louis sitting at no. 16, Snead surmised that he wouldn't be able to stand pat and land highly-



coveted WR/PR Tavon Austin, so he worked out a deal with the Buffalo Bills. The Rams moved up to Buffalo's eighth spot and selected the speedy playmaker from West Virginia. Austin scored six touchdowns as a rookie – four receiving, one rushing and one on a 98-yard punt return. In the Rams' win at Indianapolis last year, Austin became one of three rookies in NFL history to score three touchdowns of 50 yards or more, joining Hall of Famer Gale Sayers and Randy Moss.

With the 22nd pick, which the Rams owned as part of the Washington trade, Snead made another deal that helped St. Louis recoup a significant portion of what he'd sent to Buffalo. The Rams swapped places with the Atlanta Falcons, and with the 30th selection, Snead and company were able to secure the player they'd targeted at no. 22 - Georgia LB Alec Ogletree. As a rookie, Ogletree led the Rams with 155 tackles and added 1.5 sacks, six forced fumbles and an interception.

With the third round pick St. Louis acquired from Atlanta, the Rams added another offensive playmaker in West Virginia WR Stedman Bailey, who was one of St. Louis' top special teams players as a rookie in addition to catching 17 passes over the final eight games of the season.

The 2014 draft allowed the Rams to finalize the bounty they received from Washington, although

there were no crafty draft day moves necessary. Snead and the Rams were more than pleased to stand pat with the second overall pick they received from Washington, which was where St. Louis drafted All-SEC offensive lineman Greg Robinson of Auburn. Robinson is expected to start as a rookie.

Snead and his staff made a total of 11 selections in the 2014 draft. With their own first-round pick, they took Pittsburgh All-American DT Aaron Donald, whom they expect to fortify one of the NFL's top defensive lines. There was just one trade for St. Louis during the three day process – they moved up three spots in the second round to take All-American DB Lamarcus Joyner, who will likely play a variety of roles in the team's secondary.

Snead's third draft with the Rams concluded in ground-breaking fashion as St. Louis used the 249th selection on Missouri DE Michael Sam, who became the first openly gay player to be drafted by one of the four major American professional sports leagues.

The Rams have reaped early dividends from many of Snead's initial selections, particularly in the early rounds. Of the six players Snead selected in the first or second rounds of his first two drafts, four were named to the Pro Football Writers of America All-Rookie Team following their first season. That group includes Brockers and Jenkins in 2012 and Austin and Ogletree a year ago.

Snead inherited a roster that had endured one of the most difficult stretches in league history. From 2007 to 2011, St. Louis posted a 15-65 record, the worst ever by an NFL team during any five-year period. The Rams' 15 wins during that stretch were the fewest in the league, and Detroit, which had the second-lowest win total during the same time frame, totaled 10 more wins than St. Louis as the Lions won 25 games.

The Rams won 14 games in Snead's first two years on the job, which nearly matched the team's win total from the previous five years combined.

"Although 14 wins in two years is definitely not the goal and never will be, the analytics say we're progressing rapidly," Snead said.

The team's 14 victories over the last two years leaves them 12 games shy of the top mark in the NFL in that time period (Denver leads the way with 26 wins the last two years). In contrast, the

Rams were 10 games off the mark of the 31st best team in terms of wins during the previous five years.

In addition to facing the NFL's toughest schedule the last two years, the Rams have also fielded the league's youngest roster in both of those seasons. A total of 18 rookies saw game action in 2012, including nine members of Snead's first draft class. The same number of rookies appeared in a game for the Rams last season.

While Austin and Ogletree headlined the class in 2013, others made significant marks. RB Zac Stacy, whom the Rams drafted in the fifth round after trading two selections to Houston to move up, rushed for 973 yards in 14 games, the third-highest total by a rookie in team history. Undrafted rookie free agent Ray Ray Armstrong was the leading tackler on one of the NFL's best special teams units, and third-round pick T.J. McDonald started 10 games at safety.

Snead's meticulous work during his first three drafts tells only part of the story of his early efforts to retool the Rams' roster. In the opening week of free agency in 2012, Snead led the efforts to acquire Pro Bowl C Scott Wells, DT Kendall Langford - a 16-game starter in each of his first two seasons in St. Louis - and LB Jo-Lonn Dunbar, the team's second-leading tackler in 2012 and a starter in 2013.

During last year's free agency period, the Rams added OT Jake Long, who went to the Pro Bowl in each of his first four seasons in Miami, and TE Jared Cook, who set Rams single-season records for receptions and receiving yards by a tight end last year. In addition, the Rams were able to re-sign DE William Hayes, who has 12.0 sacks in two seasons in St. Louis as a key part of the defensive line rotation.

The Rams added four more veterans this spring whom they hope to contribute: WR Kenny Britt, DT Alex Carrington, backup QB Shaun Hill and two-time Pro Bowl G Davin Joseph. The Rams' 2014 offseason roster includes 11 undrafted free agents who were signed under Snead's watch and have contributed on game day. That group includes Pro Bowl P Johnny Hekker, who was named First-Team All-Pro in 2013 after setting the NFL's single-season record for net punting average, and starting S Rodney McLeod.

In his role as general manager, Snead partners with Head Coach Jeff Fisher to direct all personnel decisions for the club. In addition, Snead coordinates all aspects of the club's football

operations with the head coach. He also joins forces with Executive Vice President of Football Operations/C.O.O. Kevin Demoff to direct the team's business ventures.

Prior to joining the Rams, Snead spent 13 seasons with the Atlanta Falcons. He served as the club's director of player personnel from 2009-11 and also held posts as a pro scout and as the Falcons' director of pro personnel.

During his time in Atlanta, Snead was part of a personnel staff that signed, traded for or drafted 16 players that went on to earn Pro Bowl honors.

Snead helped construct a roster that has been one of the NFL's best over the last few years. From 2008-11, the Falcons had four consecutive winning seasons, winning 43 games during that time, which are the fifth-most wins in the NFL over that time period. The Falcons participated in one Super Bowl and two NFC Championship games during Snead's tenure with the club.

Snead joined the Falcons after three seasons (1995-97) in the pro scouting department of the Jacksonville Jaguars. He was hired by the Jaguars prior to the franchise's first season and helped put together a team that garnered an

AFC Championship game berth in just its second year of existence. Jacksonville won its first division title in Snead's final year with the team.

Snead played tight end for Auburn from 1992-93 and was part of the Tigers' perfect 11-0 team in 1993. He also earned Southeast Region Academic All-American honors during his college career.

The Eufaula, Ala. native was a graduate assistant at Auburn after his collegiate playing career ended. Snead also was an administrative assistant of football operations at his alma mater in 1995. He holds a Bachelor of Science degree in psychology and planned to attend medical school until he was offered a graduate assistant coaching position at his alma mater. He earned a Master of Education degree at Auburn while working as a graduate assistant.

Snead is married to Kara Henderson Snead, a former broadcaster who spent seven years as a reporter and anchor at the NFL Network. She currently co-hosts the John Carney Show on KTRS Radio in St Louis. Together they have three children: sons Logan (13) and Tate (10) and a daughter, Cannon (9).



KEVIN DEMOFF

**EXECUTIVE VICE PRESIDENT
OF FOOTBALL OPERATIONS/
CHIEF OPERATING OFFICER**

**NFL Year: 10
Rams Year: 6**

Kevin Demoff is in his sixth year as Chief Operating Officer & Executive Vice President of Football Operations with the Rams. In this capacity, Demoff serves as a liaison to ownership on all operational matters.

Demoff works closely with General Manager Les Snead and Head Coach Jeff Fisher to develop the Club's strategic plan for player signings and player acquisitions. As the club's chief negotiator, Demoff is responsible for the Rams' salary cap planning and compliance with the NFL's Collective Bargaining Agreement. Demoff also partners with Snead and Fisher in aspects of the team's football operations.

Demoff oversees the Rams' entire business operations, including marketing and sales, finance, administration, communications, ticketing and community relations. Since arriving in St. Louis, Demoff has been responsible for re-organizing the club's business efforts with a focus on delivering a better overall experience for Rams' fans and increasing the club's presence in the greater St. Louis community.

Shortly after his arrival in St. Louis, Demoff spearheaded the organization's efforts to become one of the community's strongest philanthropic partners. Since then, the team has been recognized with numerous awards for their charitable efforts including being named the "2010 St. Louis Philanthropic Organization of the Year."

In 2009, Demoff introduced the Rams' Staff Days of Service program. Each month, the team's front office staff takes time out of the office to volunteer with local non-profits. Since the project's inception, the Rams' staff has provided more than 10,000 hours of community service to the bi-state area. The cornerstone volunteer effort of the Staff Days of Service program is the team's annual playground build that includes



staff, players and cheerleaders uniting to build a Rams-themed playground for a non-profit, school or community in need. In 2014, the Rams selected Marygrove, a residential treatment center for children impacted by abuse, neglect and other early childhood traumas, as the recipient of the Rams Sixth Annual Playground Build. Previous builds have taken place at Washington Elementary School located in the Normandy School District; Fairmont City Library Center in Fairmont, Illinois; Giant Steps, a special education school for children on the autism spectrum; Monroe eMints Academy, a St. Louis Public School; and a community park in East St. Louis.

Reinforcing the Rams' commitment to making the St. Louis region a better place for all citizens, Demoff currently serves on the United Way of St. Louis Board of Directors, the Regional Business Council and the St. Louis Sports Commission. Additionally, Demoff served as the chairperson of the 2011 Salvation Army "Tree of Lights" campaign for St. Louis. In 2014, Demoff co-chaired the Joe Buck Classic to raise funds for the Joe Buck Imaging Center at Children's Hospital. Demoff is also part of the American Cancer Society's CEOs Against Cancer, which is a partnership of the world's leading CEOs and the American Cancer Society dedicated to eliminating unnecessary deaths and suffering from cancer.

Since coming to St. Louis, Demoff and his family have established the "Demoff's Dreamers" ticket

program, purchasing tickets for the Children's Hospital for every Rams' home game. In addition, Demoff serves on the board of The Magic House, St. Louis' Children's Museum, and his wife, Jennifer, sits on the Friends of The Magic House committee. In 2014, Kevin and Jennifer served as the honorary chairs of The Magic House's annual gala and hosted an event called "Friday Night Lights" at Rams Park. The proceeds raised from the event helped to support The Magic House's educational programs, which bring more than 50,000 kids to the children's museum free of charge each year.

Kevin and Jennifer also served as the honorary chairs of COCACabana, an annual fundraiser for COCA (Center of Creative Arts) that allows the organization to provide more than \$800,000 in arts programs at no cost in low-income schools and more than 400 scholarships for St. Louis students to participate in COCA programs.

Under Demoff's watch, the Rams have made significant strides to reach more fans through radio and television. Demoff oversaw the creation of the Rams Broadcasting Network, which has grown to include two weekly Rams television programs, numerous weekly features on StLouisRams.com in addition to annually broadcasting the team's four preseason games. In 2013, RBN aired the team's preseason games on 10 affiliates whose signals covered six different states.

The Rams Radio Network has more than tripled in size since Demoff's arrival in St. Louis. This season, Rams games will be heard on 27 affiliates across four states.

In 2010, the St. Louis Business Journal named Demoff as one of its "40 Under 40" award win-

ners, which recognizes individuals for their career achievements and community work. Demoff was also recognized by the St. Louis Business Journal as one of "St. Louis' Most Influential" in February 2010, 2011 and 2012. This year, the St. Louis County NAACP named him as one of the regions' "Most Inspiring St. Louisans" for leading the Rams' commitment to community outreach, diversity and inclusion.

Prior to joining the Rams, Demoff spent the previous four seasons (2005-08) with the Tampa Bay Buccaneers, where he served as a consultant before being named senior assistant in 2006. In this capacity, Demoff assisted General Manager Bruce Allen in contract negotiations, salary cap management, strategic planning and both college and pro scouting. During his tenure with the Buccaneers, the team captured NFC South titles in 2005 and 2007 while posting a winning record in three of his four seasons.

From 2001-04, Demoff served as director of football operations for the Los Angeles Avengers of the Arena Football League. Demoff helped direct the team to its first-ever playoff berth and in his final three seasons with the club, the Avengers posted a record of 28-18, third-best in the Arena Football League, qualifying for the playoffs in each of those seasons.

Born and raised in Los Angeles, Calif., Demoff received a bachelors' degree in history from Dartmouth College in 1999 and a Masters in Business Administration from the Tuck School of Business at Dartmouth in 2006.


Kevin and Jennifer have two children – a daughter, Claire and son, Owen.





COACHES

THE 2014 MEDIA GUIDE OF THE
ST. LOUIS RAMS



HEAD COACH JEFF FISHER

College: USC

NFL Coaching Year: 29

Rams Coaching Year: 4



In January of 2012, Owner/Chairman E. Stanley Kroenke hired Jeff Fisher to be the 22nd full-time head coach in franchise history. In his first two seasons in St. Louis, Fisher has led the team to 14 wins while helping reshape the roster into a talented young group that undoubtedly has the Rams headed in the right direction.

In 2013, St. Louis made significant strides in all three phases. Defensively, the Rams finished ninth in the NFL against the run, which continued a trait that has been consistent of Fisher's teams throughout his coaching career. In 18 full seasons as a head coach, Fisher's teams have finished in the top 10 against the run 13 times. Last season was the Rams' first top 10 finish against the run since 2001.

A year after leading the NFL in sacks, the Rams finished third in the NFL in sacks and ranked second in the league in sacks per pass play in 2013. St. Louis was led by First-Team All-Pro Robert Quinn, who led the NFC and set a new Rams single-season record with 19.0 sacks. Quinn's 19.0 sacks are the most by a player on a team led by Fisher.

Despite some adversity, particularly at the quarterback position, the Rams saw increased production offensively in 2013 as well. Last season, St. Louis scored 27 or more points on six different occasions. From 2009-12, the Rams scored 27 or more points six total games in that time span. In addition, the Rams scored 38 touchdowns in 2013, which was the most the franchise has scored in a season since the 2006 squad found the end zone 39 times.

The Rams' success came despite the fact that starting QB Sam Bradford missed the final nine games of the season due to a knee injury. At the time of his injury, Bradford was playing perhaps the best football of his career. Veteran Kellen Clemens led St. Louis to four victories in its final nine games.

Under Fisher's guidance, the Rams boasted one of the NFL's top special teams units. The St. Louis punt coverage team, led by Johnny Hekker, set a new single-season NFL record for net punting average (44.2). Hekker was named First-Team All-Pro and made his first trip to the Pro Bowl at the conclusion of the season.

Despite having one of the NFL's youngest units for a second season in a row, St. Louis enjoyed success in every area of the kicking game. Rams opponents averaged just

2.6 yards per punt return, which was the lowest in the NFL. In addition, K Greg Zuerlein was 26-of-28 on field goals.

In his first year on the job, Fisher guided the league's youngest team to a 7-8-1 record, which gave the Rams their best winning percentage since 2006. A total of 18 rookies saw game action for the Rams in 2012, giving Fisher's squad a talented young nucleus to build around. Two of the team's top three draft picks – DT Michael Brockers and CB Janoris Jenkins – were named to Pro Football Weekly's All-Rookie team as the two played key roles on a young defense.

Statistically, the Rams made huge gains in several areas in Fisher's first season. St. Louis tied for the NFL lead in sacks with 52. The Rams also improved from 26th in points per game allowed to 14th (tied) in Fisher's first season. Offensively, St. Louis went from 31st in total yards in 2011 to 23rd in 2012, and the Rams allowed 20 fewer sacks last season compared to the previous year.

Fisher boasts 19 full seasons as an NFL head coach. Among active NFL head coaches, only New England's Bill Belichick, who is also entering his 19th season, has as much experience as Fisher. With 156 career victories, Fisher ranks 16th on the NFL's career wins. Entering 2014, he's third among active coaches, trailing only Belichick (199) and Tom Coughlin (158).

Fisher joined the Rams after spending 16 full seasons as head coach of the Tennessee Titans, 11 as executive vice president. In his tenure with Tennessee, he guided the Titans to six playoff appearances (1999, 2000, 2002, 2003, 2007, 2008), three division titles (2000, 2002, 2008), two AFC Championship games (1999, 2002) and one Super Bowl appearance (XXXIV). From 1999-2010, only three teams had more playoff berths (Indianapolis, Philadelphia and New England). In the 2000s, Fisher totaled 97 victories, the most successful decade in franchise history.

Fisher's teams have featured stout rushing defense, as well demonstrated the ability to run the ball effectively. His rush defense ranked in the Top 10 in 12 out of 16 seasons with the Titans, a trend that as previously noted, continued in 2013. Fisher's rushing offense finished in the Top 10 eight times during that same time span. Prior to Fisher's arrival in St. Louis, the Rams finished 31st in the

NFL in rushing defense. St. Louis ranked 15th in the category in 2012, and RB Zac Stacy rushed for 973 yards in 12 starts, the third-highest rookie total in franchise history.

In 2009, the Titans began the season 0-6, but Fisher steadied the team to win eight of the final 10 games to finish the season 8-8. It marked the first team in NFL history that a team won more than six games in a season after starting 0-6.

The 2008 season was one of the most successful in Titans history. Tennessee captured the AFC South title, matching a franchise best 13 wins and setting a franchise record with 10 wins to start a season. In addition, eight players earned Pro Bowl honors.

During his tenure with Tennessee, Fisher also had success with rebuilding young teams and transforming them into contenders, which is the same task he undertook when he arrived in St. Louis. In 2005, Fisher headed the youngest team in the NFL and the youngest NFL team in more than a decade. That season, with a win over the Houston Texans (10/9/05), he became just the 17th coach to reach the 100-win mark with one team. He led the Titans through a retooling period that saw the team grow from 4-12 that year, to 8-8 in 2006, and a playoff berth in 2007, the first playoff appearance since 2003.

During the 2006 season, Fisher became the first coach in franchise history to lead the team in 200 contests, reaching the milestone in a game against Baltimore (11/12/06). He became only the 12th coach in NFL history to coach 200 games with one team, joining George Halas, Tom Landry, Don Shula, Chuck Noll, Curly Lambeau, Bud Grant, Steve Owen, Bill Cowher, Joe Gibbs, Hank Stram and Marv Levy (Mike Shanahan joined the list in December of 2006 to make 13 coaches).

In 2004, Fisher became the fourth youngest coach (46) to win 90 regular season games since 1960. Only John Madden (41), Don Shula (41), and Bill Cowher (44) were faster to 90 wins.

In 2003, the Titans reached the divisional round of the playoffs for the fourth time in five years after earning a Wild Card berth with their 12-4 regular season record. The defense ranked first against the run, the offense scored the second most points in franchise history (435), and the team became just the third franchise since 1970 to score 30 or more points in six consecutive games.

After starting the 2002 season with a 1-4 record, Fisher rallied the team to win 11 of the next 12 games to capture the AFC South title and earn an appearance in the AFC Championship game. In 2000, Fisher became the fifth coach in NFL history to lead his team to consecutive 13-win seasons, joining Mike Ditka (Chicago Bears, 1985-86), George Seifert (San Francisco 1989-90), Marv Levy (Buffalo Bills, 1990-91) and Mike Holmgren (Green Bay Packers, 1996-97). The defense ranked No. 1 in the NFL for yards allowed and surrendered the third-lowest point total in the league since 1977.

One of the Titans' most memorable seasons under Fisher was the 1999 campaign, where he led the team to its first

AFC Championship and an appearance in Super Bowl XXXIV. The Titans became only the sixth Wild Card team to earn a trip to the Super Bowl since the NFL added the playoff round in 1978. Fisher guided the Titans to a streak of 13 consecutive wins against AFC Central Division opponents dating back to 1998. It marked the longest streak in the history of the Central Division and the third longest in the NFL since the 1970 merger.

Fisher originally joined the Oilers'/Titans' coaching staff in 1994, after spending two seasons as the defensive backs coach for the San Francisco 49ers. He was elevated to head coach in November 1994, replacing Jack Pardee, for the final six games of the season. Fisher was instrumental in guiding the transition following the Oilers' move to Tennessee in 1996.

Prior to San Francisco, Fisher reunited with his college coach John Robinson, serving as the Los Angeles Rams' defensive coordinator.

Fisher began his coaching career as an assistant for Buddy Ryan and the Philadelphia Eagles in 1986, coaching the defensive backs for three seasons before becoming the NFL's youngest defensive coordinator in 1988. In 1989, the Eagles' defense led the NFL in interceptions (30) and quarterback sacks (62). In 1990, Philadelphia's defense paced the league in rushing defense and ranked second in quarterback sacks.

A former defensive back at the University of Southern California, Fisher played for Robinson in a star-studded defensive backfield that included future NFL stars Ronnie Lott, Dennis Smith and Joey Browner. Fisher's career college statistics included five interceptions and 108 tackles. The versatile Fisher also served as the Trojans' backup kicker and earned Pac-10 All-Academic honors in 1980.

Originally a seventh-round draft selection of the Chicago Bears in 1981, Fisher appeared in 49 games as a defensive back and return specialist in five NFL seasons. He earned a Super Bowl ring following Chicago's 1985 Super Bowl season, despite spending the year on injured reserve with an ankle injury that prematurely ended his playing career. During that season, Fisher began his post-playing career by assisting Ryan as an "unofficial" coach as the Bears ultimately defeated the New England Patriots in Super Bowl XX.

He left Chicago in 1985 holding a number of team records including: number of punt return yards for a season with 509 yards in 1981, number of punt returns in a season with 58 in 1984, and number of punt returns in one game with eight on Dec. 16, 1984, at Detroit. He also recorded the longest punt return by a Bear in 39 years with an 88-yard return for a touchdown on Sept. 20, 1981, against Tampa Bay.

A native of Southern California, Fisher was a high school All-America wide receiver at Taft High School in Woodland Hills, Calif. Fisher is an avid fisherman and golfer and he also does considerable work off the field.

He also gives back to the NFL, serving on the NFL Competition Committee since 2000. He was a co-chairman of the committee from 2001-10. Although he was

out of coaching in 2011, Fisher served as an advisor to the Competition Committee, and he officially rejoined the group last spring after he was hired by the Rams. The committee is instrumental in guiding the league through rule changes and ways to improve the game.

In 2001, Fisher was named the winner of the Horrigan Award, given by the Pro Football Writers of America to the NFL representative that is the most cooperative with the media. Additionally, Fisher was named the 2000

Tennessean of the Year by Nashville's Tennessean newspaper and 1999 Sports Person of the year by the Nashville Sports Council.

Fisher (born 2/25/58) has three children: sons Brandon and Trent and daughter Tara. Brandon is the Rams' assistant secondary coach, and Trent recently concluded his collegiate playing career as a defensive back at Auburn University.

JEFF FISHER, AT A GLANCE

2012-	ST. LOUIS RAMS Head Coach	1988-90	PHILADELPHIA EAGLES Defensive Coordinator
1994-2010	OILERS/TITANS* Head Coach	1986-88	PHILADELPHIA EAGLES Defensive Backs
1994	HOUSTON OILERS# Defensive Coordinator		
1992-93	SAN FRANCISCO 49ERS Defensive Backs		*Last six games in 1994 #First 10 games in 1994
1991	LOS ANGELES RAMS Defensive Coordinator		

JEFF FISHER, COACHING RECORD

REGULAR SEASON							
Year	Team	W	L	T	Pct.	Place	Notes
1994	Houston Oilers*	1	5	0	.167	4th	
1995	Houston Oilers	7	9	0	.438	2nd (tie)	
1996	Houston Oilers	8	8	0	.500	3rd (tie)	
1997	Tennessee Oilers	8	8	0	.500	3rd	
1998	Tennessee Oilers	8	8	0	.500	2nd	
1999	Tennessee Titans	13	3	0	.813	2nd	Wild Card Berth
2000	Tennessee Titans	13	3	0	.813	1st	Division Champion
2001	Tennessee Titans	7	9	0	.438	3rd (tie)	
2002	Tennessee Titans	11	5	0	.688	1st	Division Champion
2003	Tennessee Titans	12	4	0	.750	2nd	Wild Card Berth
2004	Tennessee Titans	5	11	0	.313	4th	
2005	Tennessee Titans	4	12	0	.250	3rd	
2006	Tennessee Titans	8	8	0	.500	2nd	
2007	Tennessee Titans	10	6	0	.625	3rd	Wild Card Berth
2008	Tennessee Titans	13	3	0	.813	1st	Division Champion
2009	Tennessee Titans	8	8	0	.500	3rd	
2010	Tennessee Titans	6	10	0	.375	3rd	
2012	ST. LOUIS RAMS	7	8	1	.469	3rd	
2013	ST. LOUIS RAMS	7	9	0	.469	4th	
* Interim head coach							
POSTSEASON							
Year	Team	W	L	T	Pct.	Notes	
1999	Tennessee Oilers	3	1	0	.750	AFC Champion	
2000	Tennessee Oilers	0	1	0	.000		
2002	Tennessee Oilers	1	1	0	.500		
2003	Tennessee Oilers	1	1	0	.500		
2007	Tennessee Oilers	0	1	0	.000		
2008	Tennessee Oilers	0	1	0	.000		
CAREER TOTALS							
TOTALS		W	L	T	Pct.		
Regular Season		156	137	1	.532		
Postseason		5	6	0	.455		
All Games		161	143	1	.530		

FISHER VS. THE NFL

	Regular Season									Postseason					
	Overall			Home		Away		Overall		Home		Away			
	W	L	T	W	L	W	L	W	L	W	L	W	L		
AFC South															
Houston	14	5	0	7	1	7	4	0	0	0	0	0	0		
Indianapolis	6	13	0	3	6	3	7	1	0	0	0	1	0		
Jacksonville	19	14	0	9	8	10	6	1	0	0	0	1	0		
Tennessee		1	0	0	1	0	0	0	0	0	0	0	0		
<i>Totals</i>	39	33	0	19	16	20	17	2	0	0	0	2	0		
AFC North															
Baltimore	8	8	0	5	4	3	4	1	2	0	2	1	0		
Cincinnati	13	6	0	6	4	7	2	0	0	0	0	0	0		
Cleveland	7	5	0	3	3	4	2	0	0	0	0	0	0		
Pittsburgh	11	9	0	7	3	4	6	1	0	1	0	0	0		
<i>Totals</i>	39	28	0	21	14	18	14	2	2	1	2	1	0		
AFC East															
Buffalo	6	1	0	3	0	3	1	1	0	1	0	0	0		
Miami	3	8	0	2	2	1	6	0	0	0	0	0	0		
New England	1	5	0	1	2	0	3	0	1	0	0	0	1		
N.Y. Jets	4	6	0	3	4	1	2	0	0	0	0	0	0		
<i>Totals</i>	14	20	0	9	8	5	12	1	1	1	0	0	1		
AFC West															
Denver	1	3	0	1	2	0	1	0	0	0	0	0	0		
Kansas City	3	5	0	2	2	1	3	0	0	0	0	0	0		
Oakland	6	3	0	5	1	1	2	0	1	0	0	0	1		
San Diego	0	6	0	0	3	0	3	0	1	0	0	0	1		
<i>Totals</i>	10	17	0	8	8	2	9	0	2	0	0	0	2		
	Regular Season									Postseason					
	Overall			Home		Away		Overall		Home		Away			
	W	L	T	W	L	W	L	W	L	W	L	W	L		
NFC South															
Atlanta	4	1	0	2	0	2	1	0	0	0	0	0	0		
Carolina	2	2	0	1	1	1	1	0	0	0	0	0	0		
New Orleans	5	0	0	2	0	3	0	0	0	0	0	0	0		
Tampa Bay	6	1	0	4	0	2	1	0	0	0	0	0	0		
<i>Totals</i>	17	4	0	9	0	8	3	0	0	0	0	0	0		
NFC North															
Chicago	2	4	0	1	2	1	2	0	0	0	0	0	0		
Detroit	3	2	0	1	1	2	1	0	0	0	0	0	0		
Green Bay	3	2	0	2	1	1	1	0	0	0	0	0	0		
Minnesota	1	5	0	1	2	0	3	0	0	0	0	0	0		
<i>Totals</i>	9	13	0	5	6	4	7	0	0	0	0	0	0		
NFC East															
Dallas	3	3	0	1	1	2	2	0	0	0	0	0	0		
N.Y. Giants	5	1	0	3	1	2	0	0	0	0	0	0	0		
Philadelphia	4	0	0	2	0	2	0	0	0	0	0	0	0		
Washington	4	2	0	3	2	1	0	0	0	0	0	0	0		
<i>Totals</i>	13	6	0	9	4	7	2	0	0	0	0	0	0		

FISHER VS. THE NFL CONTINUED

	Regular Season						Postseason						
	Overall			Home		Away		Overall		Home		Away	
NFC West	W	L	T	W	L	W	L	W	L	W	L	W	L
Arizona	5	3	0	3	1	2	2	0	0	0	0	0	0
St. Louis	2	1	0	2	0	0	1	0	1	0	1+	0	0
San Francisco	3	4	1	2	2	1	2	0	0	0	0	0	0
Seattle	2	4	0	1	2	1	2	0	0	0	0	0	0
<i>Totals</i>	<i>12</i>	<i>12</i>	<i>1</i>	<i>8</i>	<i>5</i>	<i>4</i>	<i>7</i>	<i>0</i>	<i>1</i>	<i>0</i>	<i>1</i>	<i>0</i>	<i>0</i>
TOTALS	W	L	T	W	L	W	L	W	L	W	L	W	L
AFC Totals	102	98	0	57	46	45	52	5	5	2	2	3	3
NFC Totals	54	35	1	31	16	23	19	0	1	0	1	0	0
NFL Totals	156	137	1	88	62	68	71	5	6	2	3	3	3

Notes:

*Seattle was in the AFC for four games against Coach Fisher for the following record: Home: 0-1, Away: 0-3. Those stats are included in overall calculations, but not home and away.

+Neutral site




ASSISTANT HEAD COACH **DAVE MCGINNIS**

College: Texas Christian

NFL Coaching Year: 29

Rams Coaching Year: 3



Dave McGinnis, a 41-year coaching veteran, is in his third season with the Rams. As assistant head coach, McGinnis helps Head Coach Jeff Fisher in a variety of areas, including administration, scheduling and coaching all three phases (offense, defense and special teams) of the team.

In 2013, the Rams made strides in all three phases. Defensively, St. Louis ranked third in the NFL in sacks and finished ninth overall against the run. The performance marked the Rams' first top-10 finish in run defense since 2001.

On offense, St. Louis averaged 21.8 points per game, the team's highest average since 2006. The Rams scored 27 or more points on six different occasions. Prior to last season, the last time the Rams scored 27 or more points in six games in one season was in 2005. In addition, the Rams scored 38 touchdowns in 2013, which was the most the franchise has scored in a season since the 2006 squad found the end zone 39 times.

In the kicking game, the Rams boasted one of the NFL's top units in 2013. P Johnny Hekker, aided by strong coverage units, set an NFL single-season record for net punting average (44.2).

In his first season in St. Louis, McGinnis played a key role in guiding a defense that made strides in several areas. The Rams tied for the NFL lead in sacks last season. St. Louis allowed just 36 pass plays of 20 yards or more, which was the second-fewest among NFL teams, and the Rams recorded 126 negative plays, second most in the NFL in 2012.

McGinnis joined the Rams after eight seasons with the Tennessee Titans. In 2011, he served as senior assistant coach. He coached Tennessee's linebackers for seven years and spent six seasons as assistant head coach. McGinnis worked under Fisher for seven seasons in Nashville.

The 2014 season is McGinnis' 29th in the NFL, a tenure that includes three and a half years as the head coach of the Arizona Cardinals. One of the most respected defensive minds in the game, McGinnis directed the Cardinals defense as their defensive coordinator from 1996 to 2000.

McGinnis guided three Titan linebackers to new career heights – Keith Bulluck, Stephen Tulloch and David Thornton. Each of the three reached career-high marks in almost every category under his tutelage. In 2010, Tulloch totaled a personal-best and team-high 169 tackles along with one sack and one interception. Bulluck logged six of his eight-consecutive 100-tackle performances under McGinnis' tutelage and finished second on the franchise list for career interceptions by a linebacker (19). Thornton recorded two of his three 100-tackle seasons with the Titans and forced seven fumbles. In both 2007 and 2008, the Titans finished in the NFL's top 10 in both total defense and rushing defense.

As defensive coordinator in Arizona, McGinnis led a group that produced three Pro Bowlers in Aeneas Williams, Eric Swann and Simeon Rice. Rice also earned AP Rookie of the Year honors in 1996 and tallied 51.5 sacks in his tenure with the team, including a franchise record 16.5 sacks in 1999. McGinnis' 1998 defense helped lead Arizona to the playoffs and ranked third in the league in takeaways with 39.

McGinnis built his reputation and knowledge during a 10-year stint (1986-95) with the Chicago Bears as a linebackers coach, where he worked with one of the best linebacker corps in the game: Mike Singletary, Wilber Marshall and Otis Wilson. He coached Hall of Famer Mike Singletary for seven of his 12 years in the league with each ending in a trip to the Pro Bowl. Singletary was also the NFL Defensive Player of the Year in 1988. During his tenure in Chicago, the Bears advanced to the playoffs six times and the defense finished in the top six of the NFL in defense six times, including a first or second place ranking three times.

Prior to joining the NFL ranks, McGinnis spent 13 years in college football with stops at his alma mater Texas Christian University (1973-74, '82), Missouri (1975-77), Indiana State (1978, '80-81) and Kansas State (1983-85).

McGinnis was a three-year starter as a defensive back at TCU, where he graduated in 1973 with a degree in business management. Born in Independence, Kan. (8/7/51), and raised in Snyder, Texas, McGinnis and his wife, Kim, make their home in St. Louis.

DAVE MCGINNIS, AT A GLANCE

2012-	ST. LOUIS RAMS Assistant Head Coach	1983-85	KANSAS STATE Defensive Ends/ Linebackers
2011	TENNESSEE TITANS Senior Assistant	1982	TEXAS CHRISTIAN Defensive Backs
2005-10	TENNESSEE TITANS Assistant Head Coach/ Linebackers	1978, 80-81	INDIANA STATE Defensive Backs
2004	TENNESSEE TITANS Linebackers	1976-77	MISSOURI Defensive Backs
2000-03	ARIZONA CARDINALS Head Coach	1975	MISSOURI Graduate Assistant
1996-00	ARIZONA CARDINALS Defensive Coordinator	1973-74	TEXAS CHRISTIAN Graduate Assistant
1986-95	CHICAGO BEARS Linebackers		



SPECIAL TEAMS COORDINATOR JOHN FASSEL

College: Weber State

NFL Coaching Year: 10

Rams Coaching Year: 3



John Fassel is in his third season with the St. Louis Rams as special teams coordinator.

Last season, the Rams boasted one of the NFL's top special teams units. Fassel oversaw a punt team that, led by Johnny Hekker, set a new single-season NFL record for net punting average (44.2). Hekker was named First-Team All-Pro and made his first trip to the Pro Bowl at the conclusion of the season.

Despite having one of the NFL's youngest units for a second season in a row, St. Louis enjoyed success in every area of the kicking game. Rams opponents averaged just 2.6 yards per punt return, which was the lowest in the NFL. In addition, K Greg Zuerlein was 26-of-28 on field goals. In Fassel's first two seasons, the Rams have not allowed a special teams touchdown.

In 2012, a total of 18 rookies or first year players contributed to the Rams special teams, including Zuerlein, Hekker and leading tackler Rodney McLeod. Despite their youth, the Rams were one of just two teams in the NFL that did not allow a return touchdown nor a blocked kick. Zuerlein connected on his first 15 field goal attempts of his career and set a new team record with eight field goals from 50 yards or more. Hekker's 45.8 gross average and 39.9 net average were both the fourth highest single-season totals in team history.

Fassel joined the Rams after spending the past three years in the same capacity with the Oakland Raiders. The Raiders saw much success under Fassel's leadership, garnering some of the league's top special teams accomplishments. His units led the NFL in special teams takeaways, turnover differential and points scored in 2009 and 2010. Fassel also oversaw the advancement of returner Jacoby Ford, leading to a breakout rookie season with three kickoff returns for touchdowns in 2010 and one in 2011.

Under Fassel's tutelage, punter Shane Lechler earned a Pro Bowl spot in three consecutive years. In 2009, he led the NFL with a Raider record 51.1-yard average per attempt. His net average of 43.9 yards per punt also set an all-time NFL record and surpassed his own record set in 2008. In addition, kicker Sebastian Janikowski achieved a career single-season high 89.7 field goal percentage,

missing only three attempts (47, 57 and 66 yards) in 2011. Janikowski also converted on the third-longest field goal in NFL history, a Raiders team record 61-yarder at Cleveland in December 2009, and tied an NFL record with a 63 yarder in 2011. Under Fassel's direction, long snapper Jon Condo earned two Pro Bowl berths as a "need" player.

In 2008, Fassel helped tutor one of the top units in the NFL as the Raiders ranked ninth in the league in kickoff returns (receiving team) with an average start of 28.8 and 10th in the league in kickoff coverage (kicking team) with a 26.4 average start for opponents. As for the punt return unit, he helped guide the Raiders to the second-best punt return average in the NFL at 13 yards per return. In addition, Fassel's unit contributed five touchdowns on returns and included Lechler, who led the NFL with a 41.2 net punting average and earned a Pro Bowl berth.

From 2005-07, Fassel was Baltimore's assistant special teams coach. He helped the Ravens to top-10 finishes in punt and kickoff return average in 2006 and 2007 and his units returned five kicks for touchdowns in two seasons.

From 2003-04, he was the head coach and assistant athletic director at New Mexico Highlands University. Fassel also served six months as the school's interim athletic director and taught undergraduate and graduate courses.

He earned a master's degree in athletic administration at Idaho State University, where he was a graduate assistant and sports science instructor from 2000-01. In 1999 and 2001, Fassel coached wide receivers and recruited for Bucknell. In Spring 2000, Fassel was the strength and conditioning and wide receivers coach for the Amsterdam Admirals of NFL Europe.

Fassel played wide receiver at Weber State, graduating in 1999 with a degree in exercise science. He was signed as a rookie free agent wide receiver with the Indianapolis Colts.

Fassel is the son of former NFL coach Jim Fassel, a long-time NFL coach who guided the New York Giants to the Super Bowl during the 2000 season. John is a triathlete who has finished three Ironman distance triathlons. He and his wife, Elizabeth, have two daughters.

JOHN FASSEL, AT A GLANCE

2012-	ST. LOUIS RAMS Special Teams Coordinator	2002	BUCKNELL Wide Receivers
2008-11	OAKLAND RAIDERS Special Teams Coordinator	2001	IDAHO STATE Graduate Assistant/ Sports Science Instructor
2005-07	BALTIMORE RAVENS Assistant Special Teams	2000	(Spring) AMSTERDAM ADMIRALS Strength & Conditioning/ Wide Receivers
2003-04	NEW MEXICO HIGHLANDS UNIVERSITY Head Coach/ Assistant Athletic Director	1999	BUCKNELL Wide Receivers



OFFENSIVE COORDINATOR BRIAN SCHOTTENHEIMER

College: University of Florida

NFL Coaching Year: 16

Rams Coaching Year: 4



The Rams offense made significant strides in 2013 under Offensive Coordinator Brian Schottenheimer, who enters his third season in his current position.

Last season, St. Louis scored 27 or more points on six different occasions. From 2009-12, the Rams scored 27 or more points six total games in that time span. Prior to last season, the last time the Rams scored 27 or more points in six games in one season was in 2005. In addition, the Rams scored 38 touchdowns in 2013, which was the most the franchise has scored in a season since the 2006 squad found the end zone 39 times.

The Rams' success came despite the fact that starting QB Sam Bradford missed the final nine games of the season due to a knee injury. At the time of his injury, Bradford was playing perhaps the best football of his career, thanks in large part to Schottenheimer's guidance. When he suffered his injury, Bradford ranked eighth in the NFL in completions (159) and was tied for fifth in the NFL with 14 touchdown passes. Bradford's 90.9 passer rating was his highest through seven games in any of his four NFL seasons. He was also on pace for career highs in passing yards, completion percentage and completions.

Led by a balanced attack, Schottenheimer helped several Rams reach career numbers in 2013. RB Zac Stacy rushed for 973 yards, 969 of which came in the last 11 games, and posted the third highest rushing total by a rookie in team history. Jared Cook set new Rams single-season records for receiving yards by a tight end. The success came despite the fact that St. Louis started seven different offensive line combinations for a second-consecutive season.

In St. Louis' first season under Schottenheimer, the Rams experienced a 6.6 point per game average increase over the previous season. Bradford set new career highs in passing yards (3,702), touchdown passes (21) and passer rating (82.5). Three of his top six games in terms of passer rating came in 2012, and the Rams allowed 35 sacks after giving up 55 the previous year. Schottenheimer called plays for an offense that helped RB Steven Jackson rush for 1,000 yards for the eighth time in as many seasons.

The Rams' improvements came despite the fact that St. Louis was the youngest team in the NFL. On offense, seven different rookies saw action.

Schottenheimer joined the Rams after spending the previous six seasons in the same position with the New York Jets.

During Schottenheimer's time in New York, he constructed an offense that helped the Jets earn back-to-back appearances in the AFC Championship Game. In 2011, the Jets led the NFL in red zone percentage as they scored touchdowns on 36 of their 55 trips inside their opponents' 20 yard line (65.5 percent).

In 2010, New York ranked fourth in the NFL in rushing offense and 11th in total yards, and in 2009, the Jets led the NFL with an average of 172.3 rushing yards per game. The Jets were one of just three teams since 2001 to average more than 170 rushing yards per game in a season. In 2009, New York ranked ninth in the NFL in points per game.

Schottenheimer helped QB Mark Sanchez become the most prolific postseason quarterback in club annals. Under his direction, Sanchez won four road postseason games (most in Jets history and tied for most in NFL history), while throwing nine TD passes (a team record). With the help of Schottenheimer, Sanchez recorded the second-most postseason passing yards (1,155) in club history and three of the club's top five postseason passer ratings.

In 2008, the Jets acquired QB Brett Favre during the pre-season, and New York scored 405 points, only the third time in franchise history that they reached 400 points. Their 42 offensive touchdowns that season were their most since 1998. The running game, led by Pro Bowler Thomas Jones (AFC-leading 1,312 rushing yards, team-record 13 rushing touchdowns) and Leon Washington (448 rushing yards, six rushing touchdowns), averaged 4.75 yards per carry, fifth in the league and the best season mark in franchise history.

Schottenheimer joined the Jets in 2006 after spending four seasons as the quarterbacks coach of the San Diego Chargers. In 2004, Drew Brees earned Pro Bowl honors for the first time in his career as he threw 27 touchdown passes and finished third in the NFL in passer rating. Schottenheimer also oversaw the development of Philip Rivers, who worked with Schottenheimer as Brees' understudy during Rivers' first two NFL seasons.

Prior to his stint in San Diego, Schottenheimer worked for his father, Marty, in Washington and Kansas City. He was an offensive assistant with the Chiefs and held the title of quarterbacks coach during his lone season with the Redskins. In between those two stops, he coached at the collegiate level, tutoring wide receivers at Syracuse in 1999 and tight ends at Southern California in 2000.

Schottenheimer made his NFL coaching debut in 1997 as an offensive assistant on Dick Vermeil's Rams staff.

Schottenheimer earned three letters as a quarterback at the University of Florida, where he played under Steve Spurrier and was a backup to Heisman Trophy winner Danny Wuerffel during the Gators' 1996 National Championship season. He began his career at the University of Kansas before transferring to Florida to learn under the well-renowned offensive mind of Spurrier.

As a prep quarterback, he led Blue Valley High School in Stilwell, KS to the 1991 Kansas 5A state football championship as a senior while earning All-State first team and All-American honorable mention honors, throwing for 2,586 yards and 26 touchdowns in his prep career.

Brian and his wife, Gemmi, have a son, Sutton, and a daughter, Savannah.

BRIAN SCHOTTENHEIMER, AT A GLANCE

2012-	ST. LOUIS RAMS Offensive Coordinator	2000	SOUTHERN CALIFORNIA Tight Ends
2006-11	NEW YORK JETS Offensive Coordinator	1999	SYRACUSE Wide Receivers
2002-05	SAN DIEGO CHARGERS Quarterbacks	1998	KANSAS CITY CHIEFS Offensive Assistant
2001	WASHINGTON REDSKINS Quarterbacks	1997	ST. LOUIS RAMS Offensive Assistant



DEFENSIVE COORDINATOR **GREGG WILLIAMS**

College: Northeast Truman State

NFL Coaching Year: 23

Rams Coaching Year: 1



Gregg Williams, who enters his 24th season as an NFL coach in 2014, joins the Rams as defensive coordinator after spending one season with the Tennessee Titans as senior assistant/defense. Williams' 23 seasons in the NFL include three as a head coach and he enters his 13th as a defensive coordinator.

With Williams' influence last season, the Titans made great strides defensively. Tennessee ranked 16th in points per game allowed after finishing last in the NFL in 2012. The Titans improved to 14th in total defense last season after ranking 27th the previous year, were 11th in pass defense after a 26th-place finish in 2012, and Tennessee was 7th in the league in third down defense after ranking 21st a year earlier.

Williams presided over five separate top five total defenses during his coaching career: Tennessee Titans (No. 1 in total defense in 2000), Buffalo Bills (No. 3 in 2001 and No. 2 in 2003), Washington Redskins (No. 3 in 2005), and the New Orleans Saints (No. 4 in 2010). As a defensive coordinator or head coach (15 seasons), Williams has coached seven top-ten overall defenses.

Williams coached in New Orleans from 2009-2011 following a one-year stint in Jacksonville as defensive coordinator/assistant head coach. In 2008, the Jaguars held 10 opponents to 20 points or less. Williams spent the previous four seasons (2004-07) as assistant head coach/defense of the Washington Redskins.

Washington had one of the NFL's top defenses over that span, allowing just 19.4 points per game and ranking sixth overall in defense during the four-season stretch. In 2007, the Redskins ranked eighth in the NFL in total defense, including allowing only 91.3 yards per game rushing.

In 2005, the Redskins' defense was a key factor in the club making its first postseason appearance since 1999. Washington allowed less than 19 points per contest that season – including a scant 11.7 over the final six games. In 2004, Williams made an immediate impact on a unit that had finished 24th the year before, with the Redskins' defense improving to third in the NFL and forcing 26 turnovers.

Prior to joining the Redskins, Williams spent three seasons as head coach of the Buffalo Bills, where the defense improved each season. In 2003, the Bills ranked second in the league, jumping from 15th in 2002 and 21st in 2001.

Overall in 2003, Buffalo's defensive and special teams units finished among the NFL's top five in nine categories.

Williams' reputation as a defensive coach was forged in his years with Tennessee, where he served for 11 seasons (1990-2000), including as coordinator over his last four years with the club. Initially hired as a defensive quality control coach when the team was still located in Houston, he was promoted to special teams coach in 1993, and took over as linebackers coach from 1994-96 before being promoted to defensive coordinator in 1997. Williams worked under Rams Head Coach Jeff Fisher for 6 ½ seasons with the Oilers/Titans.

The club made a steady climb to the top of the NFL's defensive charts under Williams' direction. In his first year as coordinator, the unit forced 32 turnovers. In 1998, Tennessee ranked in the top 10 against the run and held seven opponents to 14 points or less. The following year the Titans would march to Super Bowl XXXIV, force 39 turnovers and place DE Jevon Kearse and DT John Thornton on All-Rookie teams.

In 2000, the Titans led the NFL in total defense for the first time since joining the NFL and allowed 191 points – the third-fewest in league record books since the adoption of a 16-game schedule in 1978. Tennessee also set club records with 55 sacks, fewest passing yards allowed (2,424) and fewest touchdowns allowed (17). It completed a two-year stretch where the Titans posted an NFL-high 109 sacks.

Williams is a proud Missouri native, and he's passionate about giving back to the youth of his hometown. Since 2004, Williams has helped raise more than \$1 million for Excelsior Springs young people through the Gregg Williams Foundation. The money raised annually provides two scholarships for Excelsior Springs High School graduates and funds both school and local youth athletics. For more information, visit www.greggwilliamsfoundation.org.

Prior to arriving in the NFL, Williams was a graduate assistant at the University of Houston from 1988-89 under former NFL head coach Jack Pardee. From 1984-87, Williams was the head coach at Belton (Mo.) High School after opening his coaching career at Excelsior Springs (Mo.) High School.

Williams graduated from Northeast Missouri State, where he played quarterback and also played baseball. He later earned a master's degree from Central Missouri.

GREGG WILLIAMS, AT A GLANCE

2014-	ST. LOUIS RAMS Defensive Coordinator	1994-96	TENNESSEE OILERS Linebackers
2013	TENNESSEE TITANS Senior Assistant/Defense	1993	TENNESSEE OILERS Special Teams
2009-11	NEW ORLEANS SAINTS Defensive Coordinator	1990-92	TENNESSEE OILERS Defensive Quality Control
2008	JACKSONVILLE JAGUARS Defensive Coordinator	1988-89	UNIVERSITY OF HOUSTON Graduate Assistant
2004-07	WASHINGTON REDSKINS Assistant Head Coach/Defense	1984-87	BELTON H.S. (MO) Head Coach
2001-03	BUFFALO BILLS Head Coach	1980-83	EXCELSIOR SPRINGS H.S. (MO) Assistant Coach
1997-2000	TENNESSEE OILERS/TITANS Defensive Coordinator		



ASSISTANT STRENGTH & CONDITIONING J. AGGABAO

College: Washington State

NFL Coaching Year: 2

Rams Coaching Year: 2



J. Aggabao enters his first season as an assistant strength & conditioning coach with the Rams. Aggabao served as a seasonal intern strength & conditioning coach with St. Louis in 2013 before joining the staff full-time.

Prior to his arrival in St. Louis, Aggabao served as strength & conditioning graduate assistant coach at Illinois State University from 2011-13. He worked with Redbirds football, men's & women's basketball, gymnastics, throwers, jumpers and pole vaulters. He arrived in Bloomington, Ill. after serving as an intern strength & conditioning coach at Washington State University in 2010-11 where he worked with rowing, track & field, and the cheerleading & dance teams. Aggabao also worked as a student assistant strength & condition-

ing coach with the football, baseball, women's swimming, soccer, and volleyball while completing his undergraduate degree at WSU.

A native of Talofofo, Guam, Aggabao holds a Bachelor of Science in Kinesiology – Majoring in Movement Studies from Washington State University. In 2013 he earned a Master's of Science in Exercise Physiology from Illinois State University. Aggabao is a U.S. Navy veteran who served from 2002-2007. He is a Certified Strength and Conditioning Specialist (CSCS) through the National Strength and Conditioning Association and a USA Weightlifting Certified Sports Performance Coach (USAW). He is married to Stacey.

J. AGGABAO, AT A GLANCE

2014- **ST. LOUIS RAMS**
Assistant Strength & Conditioning

2013 **ST. LOUIS RAMS**
Seasonal Intern, Strength & Conditioning



ASSISTANT STRENGTH & CONDITIONING ADAM BAILEY

College: Louisville

NFL Coaching Year: 11

Rams Coaching Year: 4



Adam Bailey enters his fourth season as Rams assistant strength & conditioning coach and his fifth overall season with the club. Alongside Head Strength & Conditioning Coach Rock Gullickson, Bailey constructs workout plans that cater to individual players, leads players through the team's conditioning program and helps players maintain a peak level of conditioning throughout the year.

Bailey served as a volunteer assistant with the Rams in 2010 before joining the staff full-time in 2011. Prior to his arrival in St. Louis, Bailey spent six seasons in New Orleans where he worked as an assistant strength coach for both the Saints and the New Orleans Voodoo of the Arena Football League. Bailey worked for both franchises simultaneously from 2004-06 and exclusively worked with the Saints from 2007-09.

From 2002-03, Bailey was a graduate assistant at the University of Missouri. He worked with Tigers football, baseball, track & field, softball and wrestling teams. He arrived in Columbia after serving as a training camp assistant with the Saints in 2002. Bailey also worked as a student assistant strength coach with the football team at Auburn University (2000-01), at Louisville (1998-99) and the University of Texas (1996-97).

A native of Lindale, Texas, Bailey holds a bachelor's degree in physical education - exercise science and sports medicine from Louisville. In 2003, he earned a Master of Education in school and counseling psychology with an emphasis in health promotions from the University of Missouri.

ADAM BAILEY, AT A GLANCE

2011-	ST. LOUIS RAMS Assistant Strength & Conditioning	2002-03-	UNIVERSITY OF MISSOURI Graduate Assistant
2010-	ST. LOUIS RAMS Volunteer Assistant Strength & Conditioning	2000-01-	AUBURN UNIVERSITY Graduate Assistant
2006-09-	NEW ORLEANS SAINTS Assistant Strength & Conditioning	1998-99-	UNIVERSITY OF LOUISVILLE Student Assistant - Strength & Conditioning
2004-05-	NEW ORLEANS SAINTS/VOODOO Assistant Strength & Conditioning	1996-97-	UNIVERSITY OF TEXAS Student Assistant - Strength & Conditioning



TIGHT ENDS ROB BORAS

College: DePauw University

NFL Coaching Year: 11

Rams Coaching Year: 3



Rob Boras enters his third season as the tight ends coach for the Rams. The 2014 campaign is his 11th year in the NFL.

Last season, Rams tight ends accounted for half of the team's receiving touchdowns as Jared Cook (5), Lance Kendricks (4) and Cory Harkey (2) combined for 11 touchdown catches. Cook set a new Rams single-season record for receiving yards by a tight end (671), and Cook's 141 yards in Week 1 are the most in a game by a tight end in Rams history. St. Louis tight ends also played a key role in a running game that helped Zac Stacy rush for the third-most yards by a rookie in team history (973).

Rams tight ends combined for 97 receptions, which was the second-highest total in franchise history at the position and fourth most by a team in the NFL last season. The 1,047 yards by Rams tight ends also set a new franchise record and ranked sixth in the league in 2013, and the 11 touchdowns by Cook, Kendricks and Harkey was the fourth most in the NFL and most in a season in franchise history.

Prior to joining the Rams, Boras spent two years in Jacksonville as the tight ends coach. Under Boras the Jaguars tight ends group had its best season in 2010, highlighted by Mercedes Lewis' selection to his first Pro Bowl. Lewis turned in a career-high 58 receptions for 700 yards and a team-record-tying 10 TD catches. As a group, the tight ends caught 82 passes for 943 yards and 11 TDs, and the unit's blocking was a factor in the Jaguars rushing attack, which ranked third in the NFL.

Before joining the Jaguars, Boras spent six seasons (2004-09) with the Chicago Bears as tight ends coach. The Bears' 2009 tight ends led the NFL in touchdown receptions with 13 (Greg Olsen 8, Kellen Davis 3, Desmond Clark 2). Olsen led the Bears in 2009 with 60 receptions for 612 yards and eight touchdowns, and he also led the team in touchdown receptions in 2008 with five.

In 2008, Olsen and Desmond Clark accounted for 95 receptions, the most catches in a single season for a Bears tight end unit in team history. The 95 receptions were the fifth-most in the NFL among tight end units. In addition, the duo recorded 300-plus receiving yards for the second consecutive season, only the second tight end duo in franchise history to accomplish the feat.

Prior to his time in Chicago, Boras spent five seasons (1999-2003) at Nevada-Las Vegas under head coach John Robinson including three seasons as offensive coordinator. During his tenure with the Rebels the school ranked among the nation's leaders in rushing offense, finishing 15th in 2002, 16th in 2001 and 13th in 2000. During a three-year span from 2000-02, the Rebels recorded 28 individual 100-yard rushing games in a 34-game stretch. Boras served as offensive line coach for five seasons and directed a group that allowed only 12 sacks in 2001 and paved the way for a 1,000-yard rusher in consecutive seasons for the first time since 1973-74.

A native of Glen Ellyn, Ill., Boras spent one season as head coach at NCAA Division III Benedictine University in Lisle, Ill. He also spent time at Texas (1994-97) in various capacities when the school earned trips to three bowl games and was Big 12 champion in 1996. He began as a graduate assistant with the Longhorns, working with the offensive line before serving as tight ends coach (1995). Boras also served as special assistant to the team (1996) and tight ends coach/special teams assistant (1997).

Boras played center at DePauw University in Greencastle, Ind. from 1988-91. He began his coaching career overseeing the offensive line at his alma mater following his graduation with a degree in political science in 1992. He later earned a master's degree in sports management from Indiana State University. Boras and his wife, Amy, have three children, son Jackson and daughters Abigail and Ainsley.

ROB BORAS, AT A GLANCE

2012-	ST. LOUIS RAMS Tight Ends	1997	UNIVERSITY OF TEXAS Tight Ends/ Special Teams Assistant
2010-11	JACKSONVILLE JAGUARS Tight Ends	1996	UNIVERSITY OF TEXAS Special Assistant to the Team
2004-09	CHICAGO BEARS Tight Ends	1995	UNIVERSITY OF TEXAS Tight Ends
1999-03	UNIVERSITY OF NEVADA-LAS VEGAS Offensive Coordinator	1994	UNIVERSITY OF TEXAS Graduate Assistant/ Offensive Line
1998	BENEDICTINE UNIVERSITY Head Coach	1992-93	DEPAUW UNIVERSITY Offensive Line



ASSISTANT SPECIAL TEAMS PAUL F. BOUDREAU

College: Boston College

NFL Coaching Year: 3

Rams Coaching Year: 3



Paul F. Boudreau enters his third season as the Rams' assistant special teams coach. He joined the club in February of 2012 after spending the previous 16 years coaching at the collegiate level. During his time in the college game, Boudreau worked with special teams as well as every offensive position group.

In his second season in St. Louis, Boudreau helped guide one of the NFL's top special teams units. P Johnny Hekker earned Pro Bowl honors and was First-Team All-Pro after setting a new NFL single-season record in net punting average (44.2). Rams opponents averaged just 2.6 yards per punt return, which was the lowest in the NFL. In addition, K Greg Zuerlein was 26-of-28 on field goals.

As rookies, Zuerlein connected on his first 15 field goal attempts of his career and set a new team record with eight field goals from 50 yards or more, and Hekker's 45.8 gross average and 39.9 net average were both the fourth highest single-season totals in team history. In addition,

S Rodney McLeod led the team with 16 special teams tackles after joining the team as an undrafted free agent.

In 2011, Boudreau served as the quarterbacks coach/passing game coordinator at Widener University in Chester, Pa. In 11 games last season, Widener scored 40 or more points eight times en route to a 9-2 record.

Boudreau's experience also includes stops at Massachusetts Maritime Academy, Fitchburg State College, Central Connecticut State, Brown, Cincinnati and Northeastern. He also served as a volunteer special teams coach with the Rams (2006) and the Canadian Football League's Winnipeg Blue Bombers (2008).

Boudreau attended Boston College and earned a bachelor's degree in communications. He is the son of Rams offensive line coach Paul T. Boudreau. The younger Boudreau is engaged to April. The couple is set to exchange vows in July.

PAUL F. BOUDREAU, AT A GLANCE

2012-	ST. LOUIS RAMS Assistant Special Teams	2000-06	BROWN UNIVERSITY Tight Ends/Special Teams Coordinator
2011	WIDENER UNIVERSITY QBs/Passing Game Coordinator	1999	BROWN UNIVERSITY Wide Receiver
2010	MASSACHUSETTS MARITIME Running Backs	1998-99	UNIV. OF CINCINNATI Graduate Assistant
2007-08	CENTRAL CONN. STATE Wide Receivers	1997-98	NORTHEASTERN UNIV. Tight Ends



OFFENSIVE LINE PAUL BOUDREAU

College: Boston College

NFL Coaching Year: 28

Rams Coaching Year: 5



Paul T. Boudreau, a veteran of 28 seasons coaching offensive linemen in the NFL, begins his third season of his second stint with the Rams in 2014.

In 2013, St. Louis averaged 21.8 points per game, the club's highest point total since 2006, and the team's offensive line had a great impact on the team's play. RB Zac Stacy rushed for 973 yards, third most by a rookie in team history. Over the last 11 games, only six NFL backs rushed for more yards than Stacy. In the passing game, the Rams allowed 36 sacks in 2014, the eighth lowest total in the NFL.

The Rams' strong play up front came despite some difficult circumstances. Due to injuries and personnel changes, the Rams started seven different offensive line combinations last year. RG Chris Williams was the only Ram to start all 16 games at the same position on the offensive line. Boudreau was challenged to continually have the next man ready, which he did with great success.

St. Louis made huge strides up front in Boudreau's first season with the new group. The Rams boasted the 12th best average in the NFL in sacks allowed per pass play. Rams quarterbacks were sacked just 35 times in 2012, which were 20 less than the 55 allowed in 2011. Boudreau's group also helped Steven Jackson reach the 1,000 yard mark for an eighth-straight season.

As was the case in 2013, Boudreau was forced to shuffle his hand several times in 2012. The Rams started seven different offensive line combinations and nine different players started a game on the offensive line that season. RT Barry Richardson was the only Ram to start all 16 games at the same position on the offensive line.

Prior to joining Jeff Fisher's staff in 2012, Boudreau spent four seasons as the offensive line coach with the Atlanta Falcons. In both 2010 and 2011, the Falcons finished in the top 10 in the NFL in points scored, including a fifth place finish en route to a 2010 NFC South championship. Boudreau's linemen helped the team total the second fewest sacks allowed per play in a single season with just one per 21.1 pass plays in 2009. His line's strong play also enabled the Falcons offense to amass 330 first downs that year, the second-most ever in a season.

With Boudreau's adept coaching, the offensive line allowed quarterback Matt Ryan to throw for 2,916 yards with a career-best 22 touchdown passes in 2009. Running back Michael Turner scored 10 rushing touchdowns and wide receiver Roddy White topped 1,100 receiving yards with over 80 catches for the third consecutive season for the first time in team history with the aid of Boudreau's charges.

In 2008, Boudreau's unit opened holes for the NFL's second ranked rushing offense (152.7 yards per game). Turner ranked second in the NFL in rushing (1,699 yards), marking the third highest rushing total in Falcons history, en route to his first Pro Bowl. Boudreau's line also assisted in Turner scoring a franchise-high 17 times and passing the 200-yard plateau on two occasions. Boudreau's offensive line also protected NFL Rookie of the Year QB Matt Ryan so that he could throw for 3,440 yards with 16 touchdowns. Ryan's production could be credited to the fact that Boudreau's offensive line allowed a franchise-low of 17 sacks, surpassing the previous mark of 25 (1982). The 17 sacks on 434 pass attempts were equivalent to allowing one sack per every 25.5 plays, which also set a new franchise mark. With the help of Boudreau's linemen, the Falcons recorded a franchise-high 5,779 total net yards and the fifth-highest rushing total in club history (2,443 yards).

Boudreau's stellar offensive lines over the years have helped pave the way for five running backs to top the 10,000-yard career rushing mark, including Barry Sanders, Curtis Martin, Thurman Thomas, Fred Taylor and Steven Jackson.

From 2006-07, Boudreau served as the offensive line coach for the Rams. In 2007, Rams running back Steven Jackson tallied his second consecutive 1,000-yard season behind Boudreau's offensive line. In 2006, Jackson gained a career-high 1,528 rushing yards while nine different players started on the offensive line.

Prior to joining the Rams, Boudreau was the offensive line coach for three seasons with the Jacksonville Jaguars (2003-05). In 2003, the Jacksonville offensive line set a franchise record by allowing only 28 sacks (tied for ninth in the NFL). Running back Fred Taylor also rushed for a team-record 1,572 yards. Boudreau tutored the Carolina Panthers offensive line from 2001-02 and saw the team set a club record by allowing only 31 sacks in 2001. From 1999-2000, he served in the same capacity for the Miami Dolphins.

From 1997-98, Boudreau coached the offensive line for the New England Patriots following a three-year stint with the Detroit Lions guiding the same unit. His first position in the NFL came in New Orleans from 1987-93. In his seven seasons with the Saints, Boudreau's line placed in the top three in fewest sacks allowed on four occasions. In 1992, the Saints allowed a league-low 15 sacks.

Boudreau and his wife, Joan, have one son, Paul, and one daughter, Jill. His son, Paul, is also a coach with the Rams and Jill is the mother of four children, Kalyn, Zach, Olivia and Grace.

PAUL BOUDREAU, AT A GLANCE

2012-	ST. LOUIS RAMS Offensive Line	1994-96	DETROIT LIONS Offensive Line
2008-11	ATLANTA FALCONS Offensive Line	1987-93	NEW ORLEANS SAINTS Offensive Line
2006-07	ST. LOUIS RAMS Offensive Line	1983-86	EDMONTON ESKIMOS Offensive Line
2003-05	JACKSONVILLE JAGUARS Offensive Line	1982	U.S. NAVAL ACADEMY Offensive Line
2001-02	CAROLINA PANTHERS Offensive Line	1979-81	DARTMOUTH Offensive Line
1999-00	MIAMI DOLPHINS Offensive Line	1976-78	MAINE Offensive Line
1997-98	NEW ENGLAND PATRIOTS Offensive Line	1974-75	BOSTON COLLEGE Offensive Line




ASSISTANT LINEBACKERS JOE BOWDEN

College: Oklahoma

NFL Coaching Year: 3

Rams Coaching Year: 3



Joe Bowden is in his third season as the Rams' assistant linebackers coach. Bowden, a former NFL linebacker, joined the Rams after spending three seasons coaching at the high school level in Oklahoma.

In 2013, Bowden helped oversee a young linebacker corps that continually made big plays throughout the season. Rookie Alec Ogletree led the team in tackles (155) and tied for third in the NFL with six forced fumbles. Ogletree and MLB James Laurinaitis started all 16 games, and Laurinaitis enjoyed his fifth-consecutive 100-tackle season.

In his first season in St. Louis, Bowden assisted with a group of linebackers that continually made big plays throughout the season. Both Laurinaitis and Jo-Lonn Dunbar started all 16 games, and Laurinaitis was on the field for every defensive snap. Laurinaitis posted a career high 174 tackles to lead the team, while Dunbar ranked second with 157 and led the team with 23 tackles for loss.

Bowden enjoyed a nine-year playing career with Oilers/Titans and Cowboys. He was drafted by Houston in the fifth round in 1992 and spent eight seasons with the franchise before finishing his career in Dallas in 2000. Bowden

appeared in 139 career games with 84 starts, including a start in Super Bowl XXXIV against the Rams.

Following his playing career, Bowden participated in numerous internships through the NFL's Minority Coaching Fellowship. He held positions with the Buffalo Bills, Washington Redskins and Houston Texans. Additionally, he interned for three seasons with the Hamburg Sea Devils of NFL Europe.

From 2006-08, Bowden served as the secondary coach at the University Central Oklahoma. He also held positions at St. Mary's High School in Oklahoma City and at Santa Fe High School in Edmond, Okla.

Bowden played linebacker for Barry Switzer at the University of Oklahoma. He was named Big Eight Defensive Newcomer of the Year as a sophomore in 1989, and two years later, Bowden received All-American honors.

A native of Mesquite, Texas, Bowden attended North Mesquite High School. He and his wife Malika have three children: son Jaylon (18) and daughters Sydney (14) and Cheyenne (12).

JOE BOWDEN, AT A GLANCE

2012-	ST. LOUIS RAMS Assistant Linebackers	2008-09	ST. MARY'S H. S. (OKLAHOMA CITY) Secondary
2010-11	SANTA FE H. S. (OKLAHOMA) Secondary	2006-08	CENTRAL OKLAHOMA Secondary



LINEBACKERS FRANK BUSH

College: North Carolina State

NFL Coaching Year: 22

Rams Coaching Year: 2



A veteran of 22 NFL seasons, Frank Bush enters his second season as the Rams' linebackers coach.

In 2013, Bush guided a young linebacker corps that continually made big plays throughout the season. Three of the six linebackers on the team's active roster last season were rookies, including Alec Ogletree, who led the team in tackles (155) and tied for third in the NFL with six forced fumbles. Ogletree and MLB James Laurinaitis started all 16 games, and Laurinaitis enjoyed his fifth consecutive, 100-tackle season.

Bush spent the 2011-12 seasons with the Tennessee Titans, where he also coached linebackers. Prior to his time in Nashville, Bush spent four seasons with the Houston Texans, including the last two as defensive coordinator.

In 2011, Bush helped two rookies earn starting roles and the two rewarded him with impressive numbers in their initial campaigns. Akeem Ayers started all 16 games at strong-side linebacker and recorded 88 tackles, two sacks, seven quarterback pressures, a forced fumble and a fumble recovery. Colin McCarthy took over the starting middle linebacker job in the second half of the season and tallied 76 tackles, one interception, two forced fumbles and two fumble recoveries.

With Bush as defensive coordinator in 2009, the Texans established new franchise lows for fewest points allowed per game (20.8) and yards allowed per game (324.9); in both 2009 and 2010, Houston yielded the two lowest rushing yardage totals in their franchise's history. Under his direction, Houston saw the emergence of Mario Williams and DeMeco Ryans into Pro Bowl players and Brian Cushing earned Defensive Rookie of the Year in 2009. His first two years with the Texans, Bush was the senior defensive assistant and worked primarily with the defensive line.

Before joining the Texans, Bush spent three seasons with the Arizona Cardinals as the linebackers coach and was tabbed as assistant head coach for his final year. While with the Cardinals, he guided Carlos Dansby's development into a top-flight player. The defense as a whole made significant strides during his tenure as they improved from 26th the year before his arrival in total defense to 12th in 2004 and eighth in 2005.

Bush spent nine seasons coaching on Mike Shanahan's Denver Broncos teams from 1995-03 in a variety of capacities. In his first five years (1995-99) in Denver, he was the linebackers coach. Additionally, he spent one season as secondary coach (2000) and three seasons as the special teams coach (2001-03) with the Broncos. In his time with Denver, Bush earned two Super Bowl rings (XXXII and XXXIII) and during the 1998 Super Bowl season, his linebacker corps (John Mobley, Glenn Cadrez and Bill Romanowski) accounted for the top three tacklers on the team.

Bush started his coaching career with the Houston Oilers as the linebackers coach from 1992-94. Rams Head Coach Jeff Fisher worked with Bush on that Houston staff.

Bush was a three-year starter at linebacker for North Carolina State and was a fifth-round selection of the Houston Oilers in the 1985 NFL Draft. He earned all-rookie honors in his first season before an injury in his second campaign ended his career as a player. Bush stayed with the Oilers following his retirement as a player, joining the front office as a college scout (1987-92).

Born in Athens, Ga., Bush is married to Stephanie.

FRANK BUSH, AT A GLANCE

2013-	ST. LOUIS RAMS Linebackers
2011-12	TENNESSEE TITANS Linebackers
2009-10	HOUSTON TEXANS Defensive Coordinator
2007-08	HOUSTON TEXANS Senior Defensive Assistant
2006	ARIZONA CARDINALS Assistant Head Coach/Linebackers
2004-05	ARIZONA CARDINALS Linebackers

2001-03	DENVER BRONCOS Special Teams
2000	DENVER BRONCOS Secondary/Nickel
1995-99	DENVER BRONCOS Linebackers
1993-94	HOUSTON OILERS Defensive Quality Control/Linebackers
1992	HOUSTON OILERS Linebackers



SECONDARY CHUCK CECIL

College: Arizona

NFL Coaching Year: 20

Rams Coaching Year: 3



Chuck Cecil is in his third season as secondary coach with the Rams.

In his first two seasons, Cecil has overseen the development of a young secondary that includes starting CBs Janoris Jenkins and Trumaine Johnson. Last season, Jenkins led the Rams with 18 passes defended, while Johnson posted a team-high three interceptions. Cecil's secondary was one of the youngest in the NFL last season as rookie and second-year players accounted for 54 starts in the team's defensive backfield.

In Cecil's first season in St. Louis, Jenkins tied an NFL record with three interceptions returned for touchdowns. Jenkins started all 16 games and was named to Pro Football Weekly's All-Rookie Team. Johnson also had two interceptions, while veteran Cortland Finnegan posted three picks.

Cecil joined Coach Jeff Fisher's staff after ten years with the Tennessee Titans, where he coached the team's secondary and spent two seasons as defensive coordinator. During his two years as Tennessee's defensive coordinator, the Titans ranked eighth in the league in interceptions (20) and second in interceptions returned for touchdowns (4). During his last three years with the Titans, their defense ranked third in the NFL in interceptions (62) behind only Green Bay and Baltimore.

From 2007-08, Cecil served as Tennessee's defensive backs coach. The Titans totaled 22 interceptions that season, tied for second in the NFL. During 2008, Cecil led a defensive back corps that grew into one of the finest secondary units in the NFL, as three of the four players (Cortland Finnegan, Chris Hope, Michael Griffin) were invited to the Pro Bowl for the first time in their careers.

In 2004-06, Cecil was the safeties and nickel backs coach. He began his coaching career with the Tennessee Titans in 2001 as a quality control coach and earned his way to the top of the defensive ranks.

Prior to coaching, Cecil enjoyed a seven-year playing career in the NFL as a safety. He was drafted by the Packers in 1988 and spent five seasons in Green Bay. He signed with the Phoenix Cardinals in 1993 and concluded his career with the Houston Oilers in 1995. Cecil was known as a punishing hitter, and his style of play landed him on the cover of Sports Illustrated with the title, 'Is Chuck Cecil too Vicious for the NFL?' Cecil was an All-Madden selection in 1991 and chosen for the 1992 Pro Bowl.

Cecil played his college football at the University of Arizona. He began his collegiate career as a walk-on and earned numerous honors. He was a two-time All-Pac-10 first team selection and was named All-American by Football News, UPI, Kodak and Walter Camp. He was named Pac-10 Defensive Player of the Year in 1987. Following a career in which he intercepted 21 passes, Cecil was inducted into the University of Arizona Sports Hall of Fame in 1993 and was ultimately inducted into the NCAA Football Hall of Fame class of 2009.

Cecil and his wife, Carrie, are avid philanthropists. Groups they support include All-Pro Dad, Ordinary Hero, Ten-Days Missions and the Nashville Rescue Mission for women and children. Additionally, they orchestrated the Cecil Family Golden Hour Golf Classic for The UMC Level One Trauma Center in Tucson, Ari.

The Cecils maintain homes in both California and St. Louis with their 9-year old daughter, Charli Alleene, and dogs, Wilbur, Max and Zeus.

CHUCK CECIL, AT A GLANCE

2012-	ST. LOUIS RAMS Secondary	2004-06	TENNESSEE TITANS Safeties and Nicklebacks
2009-10	TENNESSEE TITANS Defensive Coordinator	2001-03	TENNESSEE TITANS Defensive Assistant/ Quality Control
2007-08	TENNESSEE TITANS Defensive Backs		



QUARTERBACKS FRANK CIGNETTI

College: Indiana (Pa.)

NFL Coaching Year: 7

Rams Coaching Year: 3



Frank Cignetti is in his third year as the Rams' quarterbacks coach.

In 2013, Cignetti had QB Sam Bradford enjoying the best season of Bradford's career before a knee injury ended the Heisman Trophy winner's season just seven games into it. At the time of his injury, Bradford was playing perhaps the best football of his career, under Cignetti's tutelage. When he suffered his injury, Bradford ranked eighth in the NFL in completions (159) and was tied for fifth in the NFL with 14 touchdown passes. Bradford's 90.9 passer rating was his highest through seven games in any of his four NFL seasons. He was also on pace for career highs in passing yards, completion percentage and completions.

Under Cignetti's watch, Kellen Clemens started the final nine games of the season and set new career highs in touchdown passes, yards and completions while leading St. Louis to four victories.

In Cignetti's first season working with Bradford, the then third-year signal caller set new career highs in passing yards (3,702), touchdown passes (21) and passer rating (82.5). Three of his top six games in terms of passer rating came in 2012, and Bradford's 377 passing yards in Week 15 against Minnesota set a new single-game high.

Cignetti, whose resume includes two decades of coaching experience, spent the 2011 season as the offensive coordinator at Rutgers. That season, the Scarlet Knights averaged 26.4 points per game, fourth most in the Big East, and Rutgers ranked third in the conference in passing offense.

He previously served as the offensive coordinator and quarterbacks coach for two seasons at the University of Pittsburgh.

In Cignetti's first season as Pittsburgh's play caller, the Panthers averaged 32.1 points per game, one of the top five scoring averages in school history. Pitt's offensive arsenal included a 1,700-yard rusher in Dion Lewis and 1,000-yard receiver in Jon Baldwin. In addition, quarterback Bill Stull ranked among the nation's most efficient passers, throwing for more than 2,600 yards and 21 touchdowns. In total, seven of Pitt's offensive players were named All-Big East, including Lewis, who was honored as the league's Offensive Player of the Year and Rookie of the Year.

Cignetti joined Dave Wannstedt's staff after spending the 2008 season as the offensive coordinator and quarterbacks coach at the University of California. The Bears averaged nearly 33 points per game en route to a 9-4 record and victory over Miami (Fla.) in the Emerald Bowl. In 2007 Cignetti was the San Francisco 49ers' quarterbacks coach.

Prior to his 49ers post, Cignetti was the offensive coordinator at North Carolina (2006) and Fresno State (2002-05). In 2004 Fresno State averaged 52.8 points over its final six games and became just the sixth team in NCAA history to score 50 or more points in four consecutive contests.

The Bulldogs twice finished among the nation's top 10 in scoring and third-down conversions during Cignetti's tenure. They were also a perennial postseason team, advancing to four consecutive bowls, including victories over Georgia Tech (2002, Silicon Valley), UCLA (2003, Silicon Valley) and Virginia (2004, MPC Computers).

From 2000-01, Cignetti served as quarterbacks coach with the New Orleans Saints, where he helped Jeff Blake to a career-best passer rating and also helped Aaron Brooks produce some of the best statistics of his career en route to a Pro Bowl alternate selection. Cignetti landed his first NFL appointment in 1999 as a quality control assistant with the Kansas City Chiefs.

From 1990-98, Cignetti was on his father's staff at Indiana University-Pennsylvania, where he was an all-conference safety before earning his bachelor's degree in 1988. He served IUP as receivers, secondary and quarterbacks coach before elevating to offensive coordinator for his final two seasons. During his tenure, IUP twice advanced to the NCAA Division II national title game and earned a berth in the semifinals four times.

Cignetti began his coaching career as a graduate assistant at Pittsburgh in 1989. His father, Frank Sr., was a Pitt assistant from 1966-68 and later the head coach at both West Virginia (1976-79) and Indiana University of Pennsylvania. (1986-2005). In 2013, Frank Sr. was elected to the College Football Hall of Fame.

Cignetti is a Pittsburgh native. He and his wife, Ellen, have one son, Frankie, and three daughters: Alyssa, Gabrielle and Ella.

FRANK CIGNETTI, AT A GLANCE

2012-	ST. LOUIS RAMS Quarterbacks	1999	KANSAS CITY CHIEFS Quality Control Assistant
2009-11	UNIVERSITY OF PITTSBURGH Offensive Coordinator/ Quarterbacks	1997-98	INDIANA (Pa.) Offensive Coordinator and Quarterbacks
2008	UNIVERSITY OF CALIFORNIA Offensive Coordinator/ Quarterbacks	1995-96	INDIANA (Pa.) Quarterbacks
2007	SAN FRANCISCO 49ERS Quarterbacks	1993-94	INDIANA (Pa.) Secondary
2006	NORTH CAROLINA Offensive Coordinator	1990-92	INDIANA (Pa.) Wide Receivers
2002-05	FRESNO STATE Offensive Coordinator	1989	PITTSBURGH Graduate Assistant
2000-01	NEW ORLEANS SAINTS Quarterbacks		



ASSISTANT OFFENSIVE LINE ANDY DICKERSON

College: Tufts

NFL Coaching Year: 8

Rams Coaching Year: 3



Andy Dickerson enters his third season the Rams' assistant offensive line coach. He came to St. Louis after serving in similar roles with the Cleveland Browns and New York Jets.

In 2014, St. Louis averaged 21.8 points per game, the club's highest point total since 2006, and the team's offensive line had a great impact on the team's play. RB Zac Stacy rushed for 973 yards, third most by a rookie in team history. Over the last 11 games, only six NFL backs rushed for more yards than Stacy. In the passing game, the Rams allowed 36 sacks in 2014, the eighth lowest total in the NFL.

In his first season with the Rams, Dickerson helped guide an offensive line that allowed just 35 sacks after giving up 55 the previous year. St. Louis' offensive line was forced to deal with its share of adversity as nine different linemen started at least one game last season.

Dickerson spent the 2011 season with the Jets as a coaches' assistant. He first broke into coaching as a

member of their staff from 2006-08, with coaches' assistant and defensive quality control responsibilities. He also spent two years with the Cleveland Browns, serving as assistant offensive line coach in 2010 and defensive quality control in 2009.

Before joining the Jets staff, Dickerson worked in the operations department of the New England Patriots, first as an intern in 2004 and then on a full-time basis the following year. He began his NFL career with the Washington Redskins as a training camp intern in 2003 before spending that season as a graduate assistant on the offensive staff at Tufts University.

Dickerson played collegiate football at Tufts from 1999-2002. He also performed in the shot put, discus and hammer throw on the school's track and field squad. Before that, he was a three-sport captain in football, wrestling, and track and field at Tower Hill School in his hometown of Wilmington, Del.

ANDY DICKERSON, AT A GLANCE

2012-	ST. LOUIS RAMS Assistant Offensive Line	2006-08	NEW YORK JETS Coaches' Assistant/Defensive Quality Control
2011	NEW YORK JETS Coaches' Assistant	2004-05	NEW ENGLAND PATRIOTS Operations Intern/Assistant
2010	CLEVELAND BROWNS Assistant Offensive Line	2003	TUFTS Graduate Assistant
2009	CLEVELAND BROWNS Defensive Quality Control		



ASSISTANT SECONDARY BRANDON FISHER

College: Montana

NFL Coaching Year: 4

Rams Coaching Year: 3



Brandon Fisher is in his third season with the Rams where he serves as the team's assistant secondary coach.

In his first two seasons, Fisher has overseen the development of a young secondary that includes starting CBs Janoris Jenkins and Trumaine Johnson. Last season, Jenkins led the Rams with 18 passes defensed, while Johnson posted a team-high three interceptions.

In 2012, Fisher helped guide a secondary that was one of the best in the NFL at limiting big plays. St. Louis allowed just 36 completions of 20 yards or more in Fisher's first season in St. Louis, which was the second-lowest total in the league.

Fisher helped oversee the development of CB Janoris Jenkins, who tied an NFL record with three interceptions returned for touchdowns. Jenkins started all 16 games and was named to Pro Football Weekly's All-Rookie Team. Rookie Trumaine Johnson also had two interceptions, while veteran Cortland Finnegan posted three picks. S Quintin Mikell was third among Rams with 114 tackles, and Craig Dahl enjoyed his first 100-tackle season of his career.

Fisher spent the 2011 season with the Detroit as an assistant to the defensive coaching staff. He was part of a Lions staff that led the club to the franchise's first playoff appearance since 1998. Fisher spent part of the 2010 season helping the Tennessee Titans' offensive coaching staff.

Fisher was a standout linebacker at the University of Montana where he played in 54 games (30 starts) and finished with 169 career tackles. As a senior, he was a second team All-Big Sky Conference pick and helped lead the Grizzlies to a 14-1 record with their only loss being to Villanova (23-21) in the Football Championship Subdivision title game. Fisher began his collegiate career as a safety, but began the transition to linebacker in 2008.

As a business marketing major at Montana, Fisher was named to the All-District 7 academic squad with a 3.9 GPA as well as the FCS Athletic Director Association's Academic All-Star team. He was also a three-time all-league academic team selection. Fisher is the son of Rams Head Coach Jeff Fisher.

BRANDON FISHER, AT A GLANCE

2012- ST. LOUIS RAMS
Assistant Secondary

2011 DETROIT LIONS
Defensive Assistant



HEAD STRENGTH & CONDITIONING ROCK GULLICKSON

College: Moorhead State (Minn.)

NFL Coaching Year: 15

Rams Coaching Year: 6



Rock Gullickson enters his sixth season as strength coach for the Rams. Upon joining the Rams in 2009, Gullickson headed up a dramatic reconstruction of the weight room and shifted the program emphasis to training for power and explosiveness. Gullickson changed the entire layout by creating free weight stations that allow players to move easily from station to station. He also created a team-orientated strength and conditioning program that focused on the shared experience of the program. Emphasis is placed on increasing strength levels with modifications based on specific player needs.

Before joining the Rams, Gullickson occupied a similar position with the Green Bay Packers from 2006-2008. In 2007, Gullickson was named NFL Strength Coach of the Year, an award that is given based on a vote of all 32 strength and conditioning coaches in the NFL.

Soon after his arrival in Green Bay, Gullickson helped restructure the Packers' weight room, adding new free weight equipment and adjusting the layout of the conditioning area. Gullickson followed a similar template when he was at Montana State, designing a weight room facility that was a feature of the football program that won the 1984 National Collegiate Division I-AA championship.

Gullickson made his NFL coaching debut in 2000 with the New Orleans Saints, serving as strength and conditioning coach through the 2005 season.

Before joining the Saints, Gullickson spent 22 years as a collegiate coach. His last collegiate stop was at the University of Louisville from 1998-99. Gullickson served as strength and conditioning coach at the University of Texas from 1993-97, working with future NFL players, including Ricky Williams, Priest Holmes and Casey Hampton.

Rock joined the Longhorns after stints at Rutgers (1990-92) and Montana State (1982-89). At Montana State, Gullickson became the first full-time strength and conditioning coach in the history of the Big Sky Conference.

In 1981, Gullickson was named strength coach and weight room instructor at South Dakota State, where he received his master's degree. Gullickson spent two seasons (1979-80) at Mayville State in Mayville, N.D., where he was an assistant football coach, head track and field coach, and strength coach.

A graduate of Moorhead State, Gullickson made his coaching debut at his alma mater as strength coach in 1978. Gullickson was a three-year starter at guard and team captain for the Dragons, earning All-Northern Sun Conference recognition and was an Associated Press Division III All-American in 1977.

A native of Moorhead, Minn., Gullickson is married to Terry.

ROCK GULLICKSON, AT A GLANCE

2009-	ST. LOUIS RAMS Strength
2006-08	GREEN BAY PACKERS Strength & Conditioning Coordinator
2000-05	NEW ORLEANS SAINTS Strength & Conditioning
1998-99	UNIVERSITY OF LOUISVILLE Strength & Conditioning
1993-97	UNIVERSITY OF TEXAS Strength & Conditioning
1990-92	RUTGERS UNIVERSITY Strength & Conditioning

1982-89	MONTANA STATE UNIVERSITY Strength & Conditioning
1981	SOUTH DAKOTA STATE UNIVERSITY Strength Coach & Weight Training Instructor
1979-80	MAYVILLE STATE UNIVERSITY Strength Coach/Assistant Football Coach
1978	MOORHEAD (Minn.) STATE UNIVERSITY Strength Coach



WIDE RECEIVERS RAY SHERMAN

College: Fresno State

NFL Coaching Year: 25

Rams Coaching Year: 3



Ray Sherman enters his third season with the St. Louis Rams as the wide receivers coach. The 2014 season serves as his 39th year in coaching and 25th as an NFL assistant.

In 2013, Sherman helped develop a pair of rookie receivers that both had an impact on an improved offense. In 13 games, first-round pick Tavon Austin led all Rams wide receivers with 40 receptions. He caught four touchdown passes and also gained 151 yards on nine rushes, including a 65-yard touchdown run. Third-round pick Stedman Bailey caught 17 passes, all of which came in the final seven games, and scored on a 27-yard run.

In his first season with the Rams, Sherman oversaw a young receiver group that progressed as the season went along. Chris Givens, the 13th wide receiver selected in the 2012 draft, finished fourth among NFL rookies in receiving yards (698) and recorded a reception of 50 yards or more in five consecutive games. Givens led the Rams in receiving yards in 2012.

Veteran Brandon Gibson set new career highs in receiving yards (691) and touchdown catches (5), and despite battling injuries, Danny Amendola approached career highs in catches and receiving yards while contributing three touchdowns.

Prior to joining the Rams, Sherman spent four years with the Dallas Cowboys, coaching wide receivers from 2007-10. During his time with the Cowboys, Sherman worked with Terrell Owens, who accumulated three consecutive 1,000-yard plus seasons. Under Sherman, Owens saw one of his most productive seasons of his career, setting a club record for touchdowns in a season (15), breaking Frank Clarke's mark of 14 set in 1962, and posting six 100-yard games – tying the second most in a season in his career and tying the third-most by a receiver in team history in 2007. Sherman also oversaw the development of Miles Austin and added veteran Pro Bowler, Roy Williams, to his corps group of receivers.

Before landing in Dallas, Sherman spent two seasons (2005-06) coaching the Tennessee Titans receivers. Despite working with a rookie quarterback in Vince Young in 2006, Sherman's top receivers (Drew Bennett and Bobby Wade) enjoyed their best single-season averages for yards-per-catch (Bennett, 16.0 and Wade, 14.0), while second-year receiver Brandon Jones bettered his rookie numbers with 27 receptions for 384 yards (14.2 avg.) and four touchdowns.

In his first year with the Titans (2005), Sherman mentored a trio of rookie draft picks – Brandon Jones, Courtney Roby and Roydell Williams – along with veteran Drew

Bennett in the lead receiver role. The three rookie receivers, along with rookie tight end Bo Scaife, became the first quartet of rookie pass catchers to each collect at least 20 receptions since the 1968 Buffalo Bills (Max Anderson, Gary McDermott, Haven Moses, and Richard Trapp). Each of Sherman's three rookie receivers earned starting nods at some point during the season.

Before landing in Tennessee, Sherman spent five seasons (2000-04) as the wide receivers coach for the Green Bay Packers. During his run in Green Bay, Sherman helped develop a corps of young receivers – Javon Walker, Donald Driver and Robert Ferguson – into elite receivers with Driver (2002, 2006 and 2007) and Ferguson (2005) earning trips to the Pro Bowl.

In 2004 Driver and Walker ranked second in the NFL for yards by a receiver combination (2,590) and Walker was third in the league with 1,382 yards with 12 touchdowns in just his third NFL season. In 2002 the Packers led the league with 29 touchdown receptions.

Prior to coaching in Green Bay, Sherman was the offensive coordinator for the Minnesota Vikings (1999) and Pittsburgh Steelers (1998). The Vikings offense ranked third in the league in total offense and had the fifth-best passing attack in the league. While with the Steelers, Sherman's offense featured a running attack that finished seventh in the league.

Sherman was the quarterbacks coach (1995-97) for the Vikings before guiding the offense in Pittsburgh. Minnesota quarterback Warren Moon led the NFL in completions (377) and matched a career-high in touchdowns (33) under Sherman's tutelage. From 1996-97 Sherman oversaw the maturation of Brad Johnson into a starter as he ranked in the top-five in the league each season in passer rating. Before his first stint in Minnesota, Sherman coordinated Pete Carroll's offense in 1994 – Carroll's only season as the N.Y. Jets head coach.

Sherman spent three seasons (1991-93) with the San Francisco 49ers, first as their running backs coach (1991) then as the receivers coach (1992-93). Under Sherman's guidance, Jerry Rice had one of the best seasons of his career in 1993, recording 1,503 yards and 15 touchdowns en route to earning AP Offensive Player of the Year honors.

Sherman followed Jerry Glanville to the Atlanta Falcons and spent one season (1990) as the Falcons assistant head coach/offense. He helped the Falcons finish 10th in the league in scoring and total offense after finishing in the bottom third the previous season.

Sherman made his NFL coaching debut under Glanville with the Houston Oilers as the team's running backs coach (1988). In his second season in Houston, he coached the club's receivers.

After playing wide receiver and defensive back at Fresno State, Sherman began a 14-year collegiate coaching career. He began as a graduate assistant at San Jose State (1974), then coached defensive backs at California

(1975), tight ends at Michigan State (1976-77), running backs at Wake Forest (1978-80), running backs/slot backs at California (1981), running backs at Purdue (1982-85) and wide receivers at Georgia (1986-87).

Born in Berkeley, California, Sherman and his wife Yvette have two children, Erica and Alana. His first child, Ray II, passed away in 2003.

RAY SHERMAN, AT A GLANCE

2012-	ST. LOUIS RAMS Wide Receivers	1990	ATLANTA FALCONS Assistant Head Coach/ Offense
2007-11	DALLAS COWBOYS Wide Receivers	1989	HOUSTON OILERS Wide Receivers
2005-06	TENNESSEE TITANS Wide Receivers	1988	HOUSTON OILERS Running Backs
2000-04	GREEN BAY PACKERS Wide Receivers	1986-87	GEORGIA Wide Receivers
1999	MINNESOTA VIKINGS Offensive Coordinator	1982-85	PURDUE Running Backs
1998	PITTSBURGH STEELERS Offensive Coordinator/Quarterbacks	1981	CALIFORNIA Running Backs/ Slot Backs
1995-97	MINNESOTA VIKINGS Quarterbacks	1978-80	WAKE FOREST Running Backs
1994	NEW YORK JETS Offensive Coordinator	1976-77	MICHIGAN STATE Tight Ends
1992-93	SAN FRANCISCO 49ERS Wide Receivers	1975	CALIFORNIA Defensive Backs
1991	SAN FRANCISCO 49ERS Running Backs	1974	SAN JOSE STATE Graduate Assistant



ASSISTANT DEFENSIVE LINE CLYDE SIMMONS

College: Western California

NFL Coaching Year: 4

Rams Coaching Year: 3



Clyde Simmons, who was one of the NFL's top defensive ends during his 15-year playing career, enters his third season as the Rams' assistant defensive line coach.

In two years with the Rams, Simmons has helped oversee one of the top defensive lines in the NFL. The Rams finished third in the NFL in sacks last season after St. Louis tied for the league in the category in 2012. DE Robert Quinn was named First-Team All-Pro and went to his first Pro Bowl last season after recording a Rams record 19.0 sacks. No pair of teammates in the NFL had more sacks last season than the 27.5 that Quinn and Long combined for. The Rams also ranked ninth in the NFL against the run in 2013.

In his first season in St. Louis, Simmons helped tutor a defensive line that was one of the strongest units on the team. The Rams tied for the NFL lead with 52 sacks, paced by 11.5 from DE Chris Long and 10.5 from DE Robert Quinn. In addition, DT Michael Brockers was named to Pro Football Weekly's All-Rookie Team.

Simmons, a two-time Pro Bowler and two-time First-Team All-Pro, broke into the coaching ranks in 2010 when he spent the season as a coaching intern with the New York Jets. During his time on Rex Ryan's staff, Simmons worked mostly with the defensive line.

Simmons' playing career included stints with the Eagles (1986-93), Cardinals (1994-95), Jaguars (1996-97), Bengals (1998) and Bears (1999-2000). He racked up 121.5 career sacks, which ranks 16th in NFL history entering the 2014 season. Simmons led the NFL with 19 sacks in 1992.

After retiring as a player following the 2000 season, Simmons spent time working as a private mortgage officer and as a probation officer in Georgia. He also coached at Greater Atlanta Christian High School in Norcross, Ga.

A native of Wilmington, N.C., Simmons starred at Western Carolina before the Eagles selected him in the ninth round of the 1986 draft. He is a member of the Greater Wilmington Sports Hall of Fame.

CLYDE SIMMONS, AT A GLANCE

2012- ST. LOUIS RAMS
Assistant Defensive Line

2010 NEW YORK JETS
Coaching Intern




RUNNING BACKS BEN SIRMANS

College: **Maine**

NFL Coaching Year: **3**

Rams Coaching Year: **3**



Ben Sirmans returns for his third season as Rams running backs coach.

Last season, Sirmans helped develop a pair of rookie running backs that sparked the St. Louis rushing attack. Fifth-round pick Zac Stacy started the final 12 games of the season and rushed for 973 yards, the third-highest total by a rookie in team history. Among Rams, only Eric Dickerson and Jerome Bettis rushed for more yards as a rookie than Stacy.

NFL rookies rushed for 100 yards or more in a game 14 times last season, and Rams backs accounted for five of those. Stacy reached the mark four times, while undrafted free agent Benny Cunningham accomplished the feat in a win over Chicago. Cunningham averaged 5.5 yards per carry last season (47 for 261).

In 2012, his first season coaching at the NFL level, Sirmans guided Steven Jackson to his eighth-consecutive 1,000-yard season. Jackson became just the sixth player in NFL history to rush for 1,000 yards in eight or more seasons. In addition, rookie Daryl Richardson rushed for 475 yards on just 98 carries, a 4.8 yard average.

Sirmans joined the Rams in 2012 after 16 seasons of coaching at the collegiate level. Prior to his arrival in St. Louis, Sirmans spent five seasons coaching running backs at Boston College. During his time at BC, he mentored the school's all-time leading rusher, Montel Harris. In 2011, Harris became BC's career rushing leader and was the 2011 ACC Preseason Player of the Year before a knee injury ended his season prematurely.

Sirmans tutored Harris to first-team All-ACC honors in 2010. The all-league running back rushed for 1,243 yards on 269 carries (4.6 yards per carry) and eight touchdowns. Harris finished his junior campaign 126 yards away from breaking the all-time BC rushing record, as well as the active ACC rushing leader with 3,600 yards, the most ever recorded by a junior in the ACC.

In 2007, Sirmans helped running back Andre Callender set a BC single-season record for receptions (76), earning him All-ACC second-team honors. Callender led the ACC in yards from scrimmage (rushing, receiving) and set a single-season ACC record for most pass receptions by a running back. The 2007 Eagles began the season 8-0 and ranked No. 2 in the country en route to finishing 11-3, the first BC team to win 11 games since 1940.

Sirmans joined the staff at Boston College in 2007. He began his college coaching career in 1996 at his alma mater, the University of Maine. From 1996 through 1999, Sirmans worked as running backs coach and recruiting coordinator for the Black Bears.

In 2005, Sirmans joined the staff at Michigan State as running backs coach. That season, the Spartans finished 20th in the nation, rushing for 201.8 yards per game. In 2006, Sirmans coached special teams as well as the running backs.

In 2000, Sirmans moved on to Kent State where he coached running backs for five seasons. With Sirmans' assistance, the Kent State offense was notably productive. In 2001 and 2002, the Golden Flashes rolled up 215 yards per game along the ground, finishing 13th and 15th nationally in rushing production those two seasons. In 2004, Kent State scored 30.5 points per game, the second-highest mark in school history.

Sirmans played running back at Maine under current Iowa head coach Kirk Ferentz. His senior year, Sirmans ran for 1,214 yards, earning All-Conference and All-New England honors. He graduated from Maine in 1993 with a degree in physical education, health, and recreation.

A native of East Orange, N.J., Sirmans is married to the former Letia Thompson. The couple has a son, Marcus (5).

BEN SIRMANS, AT A GLANCE

2012-	ST. LOUIS RAMS Running Backs
2007-11	BOSTON COLLEGE Running Backs
2006	MICHIGAN STATE Running Backs/Special Teams

2005	MICHIGAN STATE Running Backs
2000-04	KENT STATE Running Backs
1996-99	MAINE Running Backs/Recruiting Coordinator



ASSISTANT WIDE RECEIVERS **KENAN SMITH**

College: Sacramento State

NFL Coaching Year: 1

Rams Coaching Year: 1



Kenan Smith joined the Rams this spring and will assist Ray Sherman in coaching the St. Louis wide receivers.

Prior to his arrival in St. Louis, Smith spent three seasons as an assistant coach at Butler, where he was responsible for the Bulldogs' receivers. During Smith's time at Butler, the Bulldogs won back-to-back Pioneer Football League titles (2012 and '13). In 2013, Butler made the FCS play-offs for the first time in school history. Smith coached the PFL's leading receiver in two out of his three years with Butler.

He joined the Butler staff after spending one season as a graduate assistant coach in charge of wide receivers at Anderson University. He also served as a football operations volunteer intern at Ball State during the summer of 2010.

A two-sport athlete at Sacramento State (1999-2003), Smith began his post-graduation career as a market-

ing intern in the athletic department at the University of Michigan. He served as Assistant Director of Marketing & Promotions at Michigan from 2006 to 2009. His duties at Michigan included working with football, men's basketball, women's basketball, corporate hospitality and managing the student intern program.

Smith was an all-conference wide receiver in football and a sprinter on the track team as an undergraduate at Sacramento State. He served as a football team captain as a senior and finished his collegiate career ranked in the school's "Top 10" list for all-time receptions. Off the field, he served for three years on the NCAA Division I Student-Athlete Advisory Committee. Smith earned a degree in business administration from Sacramento State in 2005, and he's done additional work toward a master's degree in business administration at Anderson.

KENAN SMITH, AT A GLANCE

2014- ST. LOUIS RAMS
Assistant Wide Receivers
2011-13 BUTLER UNIVERSITY
Wide Receivers

2010 ANDERSON UNIVERSITY
Graduate Assistant
2010 BALL STATE UNIVERSITY
Football Operations Intern



OFFENSIVE QUALITY CONTROL ANDY SUGARMAN

College: California-Berkeley

NFL Coaching Year: 15

Rams Coaching Year: 6



Andy Sugarman enters his fifth season as quality control/offense with the Rams. Sugarman is responsible for breaking down film of upcoming opponents, self scouting the Rams and leading the scout team defense in practice, as well as assisting with the wide receivers.

The 2013 season will mark Sugarman's 14th year in the NFL. Prior to his arrival in St. Louis, he served as offensive assistant for the Atlanta Falcons in 2007. From 2004-05, Sugarman coached tight ends for the Detroit Lions as a member of Steve Mariucci's staff after spending one season as offensive assistant for the team in 2003. In 2005, Sugarman helped TE Marcus Pollard lead the Lions in receiving with 46 receptions for 516 yards and three touchdowns.

Sugarman came to Detroit in 2003 after five seasons with the San Francisco 49ers. He was the club's offensive quality control coach from 1998-99 and worked as an offensive

assistant from 2000-02. During his first three seasons in San Francisco, Sugarman worked with wide receivers. In his final two seasons with the team, Sugarman worked with tight ends. In addition to his coaching duties, Sugarman handled computer operations, including game plan inputs and coordinated the scout teams for special teams.

A fourth generation University of California-Berkeley student, Sugarman made his coaching debut at California-Berkeley in 1991, serving as an assistant to the offensive and special teams coaching staffs through the 1997 season. Sugarman also worked for the team while he was a student at Acalanes High School in Lafayette, Calif.

Andy is married to the former Amanda Mehan and the couple has three daughters, Lucy, Chelsea and Roxie.

ANDY SUGARMAN, AT A GLANCE

2009-	ST. LOUIS RAMS Quality Control/Offense	2000-02	SAN FRANCISCO 49ERS Offensive Assistant
2007	ATLANTA FALCONS Offensive Assistant	1998-99	SAN FRANCISCO 49ERS Offensive Quality Control
2004-05	DETROIT LIONS Tight Ends	1991-97	UNIVERSITY OF CALIFORNIA-BERKELEY Offensive/Special Teams Assistant
2003	DETROIT LIONS Offensive Assistant		



DEFENSIVE LINE MIKE WAUFLE

College: Utah State

NFL Coaching Year: 17

Rams Coaching Year: 3



Mike Waufle is in his third season as the Rams' defensive line coach, and 2014 marks the 17th season in which he's coached the position at the NFL level. In his first 16 NFL seasons, Waufle's teams have finished in the top 10 in sacks nine times, including last season when the Rams finished third in the category. The Rams' 105 sacks since 2012 are the most by any team over that time frame.

Waufle's unit was one of the strengths of the Rams in 2013. While St. Louis was third in sacks, they finished second in sacks per pass play. DE Robert Quinn led the NFC and finished second in the NFL with a Rams-record 19.0 sacks. Quinn was named First-Team All-Pro, captained one of the Pro Bowl squads and was the Pro Football Writers of America's NFL Defensive Player of the Year. Quinn and Long (8.5) combined for 27.5 sacks, most by any pair of teammates last season. The Rams had five different linemen record at least five sacks last season.

The success of the St. Louis defensive line was not limited to the pass. Waufle's group also helped pace the NFL's ninth-ranked run defense, which marked the team's first top-10 finish in the category since 2001.

In Waufle's first season with the Rams, St. Louis tied for the league lead in sacks and finished first outright in sacks per pass play. Long (11.5) and Quinn (10.5) gave the Rams a pair of double-digit sackers for the first time since 2000. In addition, DT Michael Brockers was named to Pro Football Weekly's All-Rookie team, and DE William Hayes reached a new career high with 7.0 sacks.

Waufle joined the Rams after a two-year stint with the Oakland Raiders. In 2010, Waufle's first year in Oakland, the Raiders finished tied for second in the NFL in sacks with 47, just one off the pace of Pittsburgh's league-leading total of 48. Like the Rams did in 2012, Oakland led the NFL in sacks per pass play in 2010. DT Richard Seymour went to the Pro Bowl following both of his seasons in which Waufle was his position coach.

From 2004-09, Waufle served as defensive line coach with the New York Giants and helped guide some of the NFL's top pass rushers. The Giants led the NFL in sacks in 2007, and their defensive line sacked Tom Brady five times in Super Bowl XLII to help lead New York to a

world championship. Three different defensive ends – Osi Umenyiora (2005, '07), Michael Strahan (2005) and Justin Tuck (2008) – went to the Pro Bowl under Waufle's watch. On Sept. 30, 2007, Waufle's Giants tied the NFL single-game record as they recorded 12 sacks in a win over the Philadelphia Eagles.

Waufle served in the same capacity with the Raiders from 1998-03. He helped Oakland earn three AFC West titles during his first stint with the Raiders, a run that included a 2002 AFC Championship and trip to Super Bowl XXXVII. DT Darrell Russell made two Pro Bowls (1998, '99) during Waufle's first tenure with the Raiders.

Waufle was defensive line coach at the University of California at Berkeley for six years before moving to nearby Oakland. While an assistant at Cal, Waufle was also recruiting coordinator. Waufle helped develop a number of NFL defensive linemen, including two first rounders in 1996 — Duane Clemons and Regan Upshaw — during his coaching career at Cal. Waufle was defensive line coach at Oregon State from 1990-91 and at UCLA in 1989.

Waufle began his coaching career at Alfred University in New York. He served as defensive line coach at Fresno State from 1985-88. From 1980-84, he was an assistant at Utah State, his alma mater, working one season as secondary coach, two years as offensive line coach and two seasons as defensive line coach.

The Hornell, N.Y. native joined the United States Marine Corps and served from 1972-75. Waufle played at Bakersfield Junior College, where the football team won the junior college national title and played in the Junior Rose Bowl in 1976. He then played on the defensive line at Utah State, where he was named captain as a senior. He was awarded the Scholastic/Athletic Excellence Award.

In 2009, Waufle received the Lifetime Achievement Award from the Commandant of the U.S. Marine Corps. General James T. Conway presented Waufle with the prestigious award.

The Waufle family includes his wife Kathy, two daughters, Michele and Marsha, son-in-law Sean Peterson, two granddaughters, Kiki and Loryn, and a grandson, Luke.

MIKE WAUFLE, AT A GLANCE

2012-	ST. LOUIS RAMS Defensive Line	1989	UCLA Defensive Line
2010-11	OAKLAND RAIDERS Defensive Line	1985-88	FRESNO STATE Defensive Line/ Special Teams
2004-09	NEW YORK GIANTS Defensive Line	1983-84	UTAH STATE Defensive Line
1998-03	OAKLAND RAIDERS Defensive Line	1981-82	UTAH STATE Offensive Line
1992-97	UNIVERSITY OF CALIFORNIA Defensive Line	1980	UTAH STATE Defensive Backs
1990-91	OREGON STATE Defensive Line	1979	ALFRED UNIVERSITY Defensive Line



DEFENSIVE QUALITY CONTROL DENNARD WILSON

College: Maryland

NFL Coaching Year: 7

Rams Coaching Year: 3



Dennard Wilson is in his third season as the Rams' defensive quality control coach. Wilson is responsible for breaking down opposing offenses, and he also assists with the Rams' secondary. Each week, he's responsible for collecting and presenting reports on the opponents' third down packages.

Wilson came to St. Louis after spending four seasons as a scout with the Chicago Bears. In his role with the Bears he evaluated pro players as well as arena league standouts to help determine the 53-man roster additions and subtractions. He was also responsible for scouting the team's opponents, facilitating player workouts, and evaluating the team's needs.

Prior to joining the Bears, Wilson spent one season as a graduate assistant at Maryland where he worked with defensive backs, linebackers and punt returners.

At the conclusion of his playing career, Wilson served as a defensive backs coach and passing game coordinator at

DeMatha Catholic High School where he coached Rams S Rodney McLeod.

Wilson was a three-year starter at the University of Maryland where he earned four letters as a defensive back. He was selected as captain for the 2002-2004 seasons and was an All-Atlantic Coast Conference honorable mention in 2004.

In 2004, Wilson signed with the Washington Redskins as an undrafted rookie free agent. Wilson was a member of Washington's practice squad before suffering a season-ending injury. During that season, Wilson played under Rams Defensive Coordinator Gregg Williams, who held a similar position with Washington at the time.

A native of Upper Marlboro, Md., Wilson graduated from the University of Maryland in 2004 with a degree in communications.

DENNARD WILSON, AT A GLANCE

2012- ST. LOUIS RAMS
Defensive Quality Control
2008-11 CHICAGO BEARS
Scout

2007-08 MARYLAND
Graduate Assistant
2004-06 WASHINGTON REDSKINS
Defensive Backs/Passing Game Coordinator



TEAM EXECUTIVES

THE 2014 MEDIA GUIDE OF THE
ST. LOUIS RAMS



College: Princeton
NFL Year: 14
Rams Year: 10



Reif enters his 10th season with the St. Louis Rams as the Executive Vice President/ Chief Revenue Officer. In his capacity with the Rams, Reif is responsible for all revenue generating aspects including television, sponsorships, ticketing, luxury suites, premium seating, radio, concessions, catering and online merchandise. Over the past nine seasons, he has led the Rams into a new era of growth and success.

Beginning in 2005 Reif overhauled the Rams sales and marketing operations to launch new departments in the areas of sponsorship sales, television, season ticket sales, group sales, premium ticket sales, marketing, customer service/fan retention, events, and sponsorship/suite services. Under this structure in 2013 the Rams attained their highest sponsorship revenue numbers and the highest new season and group ticket sales sold in the 75 plus year history of the team. In 2014 the Rams Broadcast Network (RBN) will produce over 1000 hours of content at the state of the art Charter Studios, housed at Rams Park. RBN will also produce over 100 hours of Rams shoulder programming including three twenty week original scripted shows and four live pre-season games. RBN will additionally co-produce seven Rams lifestyle programs with our media partners. As of 2013, RBN has won 13 Emmy awards and 46 TELLY awards, the most awards received by any professional sports team in the history of the TELLY'S.

In 2009 and 2010, Reif oversaw the \$30 million refurbishment of the Edward Jones Dome launching innovative new products including the Clarkson Jewelers Club, the Bud Light Party Zone and the Rams field level seating.

Over the course of his career, Reif has transacted over \$4 Billion in sports marketing rights agreements which include ten naming rights deals. Reif has had a number of high-profile, senior sales and marketing positions in the sports and entertainment business dating back to 1991 when he began his sports career at IMG, the world's largest sports marketing agency. While at IMG, he negotiated endorsement contracts for some of this era's greatest sports legends including golfer Arnold Palmer, NFL Hall of Famer Joe Montana and NHL Hall of Famer Wayne Gretzky. In 1995, Reif left IMG to join Florida sports magnate Wayne Huizenga. Working for Huizenga as Vice President of Corporate Sales, Reif pioneered the bundling of sponsorships across multiple sports properties including the Miami Dolphins, the Florida Marlins (for which he has a 1997

World Series Championship Ring), the Florida Panthers, Pro Player Stadium, the National Car Rental Center, the Miami Arena and Sports Channel Florida. Reif received notoriety for selling the naming rights to the former Joe Robbie Stadium to apparel manufacturer Pro Player as well as landing major national sponsors such as American Express, Coca-Cola and Anheuser Busch for cross channel marketing programs.

In both 1998 and 1999, Reif was named to Street and Smith's Sports Business Journal's prestigious "40 Under 40" list for being one of the 40 most influential people in the sports industry under the age of 40. In 1999, Reif left Miami to become the Executive Vice President and Chief Marketing Officer of the Indianapolis Motor Speedway and INDY Racing League where he ran the day-to-day business operations of the IRL. While there he negotiated the league's naming rights partnership with Northern Light, television agreements with ABC and ESPN, engine manufacturer agreements with Chevrolet and Toyota and venue agreements with track promoters ISC and Speedway Motorsports.

In 2004, Reif was named President of the Entertainment Properties Division of the Endeavor Talent Agency where he negotiated programming and product integrations with television networks and movie studios on behalf of corporate sponsors and talent. In addition to having more than sixty television shows on network (ABC's Extreme Makeover Home Edition) and cable (HBO's Entourage), Endeavor represented Adam Sandler and his company Happy Madison Productions. It was at Endeavor where he first began his relationship with the Rams while running the agency's sports practice.

In St. Louis, Reif is involved in many charitable organizations and has served on the Missouri Board for Make A Wish Foundation. For each home game he donates 20 tickets to various charitable organizations through the Edward W. Reif Endowment which he began in 2007 with the Boys Club of New York. Reif sits on the Board of Directors for New York based companies Conxco, Legacy Connect, and is a Board Advisor to Chicago advertising firm InStadium. He is a 1989 graduate of Princeton University where he majored in religion and played football. Reif's family includes wife, Sharon and children, Bree (24), Chase (23) and Bryce (17).



College: University of Northern Iowa
NFL Year: 13
Rams Year: 13



Molly Higgins is the vice president of corporate communications/civic affairs for the St. Louis Rams. In her role, Higgins' overarching responsibility is to strengthen the connection between the Rams' organization and the community through increased visibility and interaction.

As part of this emphasis, the Rams introduced a community initiative known as "Staff Days of Service" where once a month the front office dedicates a day to work with different area non-profits. The concept is quickly becoming a hallmark of the organization and complements the charitable efforts of the players and cheerleaders, which Higgins also oversees as the team seeks to leverage all of its unique assets to assist the St. Louis region.

In addition to her community outreach and cause marketing responsibilities, Higgins works closely with all of the busi-

ness units on strategic communication of non-football matters. Higgins also partners with the marketing department on fan retention, engagement and development efforts.

Prior to joining the Rams, Higgins worked in public relations for Unigraphics Solutions, a NYSE-listed global computer software company.

Higgins, a graduate of the University of Northern Iowa with a B.A. in public relations and a minor in marketing, was named to the St. Louis Business Journal's 30 under 30 list in 2006. The annual award honors 30 St. Louis-area business leaders under the age of 30. She is also a graduate of the Coro Women in Leadership program and represented the Rams at the NFL-Stanford Program for Managers in 2008.

MICHAEL T. NAUGHTON

VICE PRESIDENT/FINANCE



College: DePaul
NFL Year: 20
Rams Year: 20



In 2008, Naughton was named vice president of finance & ticketing, after spending the past eight years as vice president of ticketing.

Now entering his 20th season with the organization, Naughton oversees the team's day-to-day financial operations, financial reporting, budgeting and stadium revenue reporting.

Michael joined the Rams in 1995 after serving as Director of Ticket Operations for the Kansas City Royals from 1993-94.

Naughton was Athletic Ticket Manager at the University of Iowa from 1985-92. During his tenure at Iowa, Naughton served the Hawkeyes for two Rose Bowls, three Holiday Bowls and a Peach Bowl, as well as eight years of consecutive Big Ten conference football game sellouts, and two sold out NCAA Wrestling Tournaments.

Michael was Athletic Ticket Manager and Assistant Business Manager at Fresno State University (1983-84). He served in the Ticket and Business offices of DePaul University (1980-82). While at DePaul he was a basketball manager for Coach Ray Meyer and graduated in 1979 with a degree in accounting. He has been inducted into the DePaul University Athletic Hall of Fame as a member of both the 1977-78 and 1978-79 (Final Four) basketball teams.

In 2000, Michael was named ticketing professional of the year by the International Ticketing Association, headquartered in New York. He also served on the Board of Directors for INTIX from 1997-2002.

A native of Chicago, Naughton and his wife, Michele Langowski, reside in Clayton, Mo.



College: USC
NFL Year: 23
Rams Year: 23



Todd Davis is entering his twenty-third year with the club. In his role, he handles all legal responsibilities for the team.

Davis oversees all legal aspects of contracts, agreements, employee issues, litigation and workers compensation. He also represents ownership in personal legal matters.

He works directly with ownership and Executive Vice President/COO Kevin Demoff on day-to-day business operation issues and is responsible for preparing all internal contracts for football staff.

Davis began his collegiate education at UCLA for his undergraduate degree and then transferred to USC for his Bachelor of Arts in political science, a Bachelor of Science in accounting and Juris Doctorate in Law. He is also a licensed insurance broker.

In 2010, Davis joined the NFL Committee for workers compensation and continues to be an active member.

He is married to his wife of 15 years, Anna, who works in accounting for the Rams. Together, they have one daughter, Savannah (11), who is an avid volleyball player.

MIKE MOYNEUR

VICE PRESIDENT/ EXECUTIVE SERVICES, SPECIAL PROJECTS



College: University of California - Irvine
NFL Year: 36
Rams Year: 36



One of the longest tenured employees in the organization, Moyneur has been with the Rams for all three Super Bowl appearances, joining the Rams in 1979.

Moyneur brought an extensive background in the hospitality industry to the Rams that included various supervisory positions at Walt Disney's private Club 33, in Disneyland, and at other Southern California hospitality venues. Moyneur manages food and beverage service at the Rams Park and

is the liaison with our Concessionaire and Caterer at the Edward Jones Dome.

Born in Los Angeles and raised in Southern California, Mike graduated from the University of California at Irvine with a degree in mathematics. Mike and his wife Elizabeth have four children, Ryan, Nick, Lauren, Dylan and two grandchildren Sophie and Michael



O'Keefe is entering his 17th season with the Rams and has held numerous positions with the team during his tenure, including season ticket/club seat sales, suite sales exec, manager of corporate sales & marketing, director of corporate sales & marketing, vice president of ticket sales, and most recently vice president of corporate sales.

In his current role, O'Keefe oversees all aspects of the corporate sales team which generates revenue through the selling of sponsorships, suites, local media, and non-traditional team partnerships.

College: Missouri State
NFL Year: 17
Rams Year: 17



In addition to his involvement in off the field community activities with the team, O'Keefe serves as a board member for the Ronald McDonald House and sits on the YMCA Metropolitan Board of Directors.

Born and raised in St. Louis, O'Keefe holds a degree in Communications from Missouri State University and enjoys golf, fishing, and spending time with family. He resides in Chesterfield with his wife, Jen, and daughters, Alexis, Ava, and Annabel.



College: Georgia State
NFL Year: 6
Rams Year: 6



Scott Brooks is responsible for the creative direction, concept and approach for the St. Louis Rams' broadcasting, game day experience and creative initiatives. This includes season-long themes, promotions and individual game production. He led the development of the Rams Broadcasting Network, the award winning in-house production team of the St. Louis Rams. RBN has grown to reach 13 outer markets and 9 states for preseason broadcasts.

Since Brooks's arrival, RBN has been recognized Nationally and Regionally helping to bring attention to the St. Louis Rams' brand through the following awards for production: Mid-America Emmy's, RBN has earned twenty-two nominations in two years submitting, and won Emmy's for Sports weekly program(Rams360), Health/Science program feature(Rams Sports Lab), Audio live/post-production(Rams360), Editor Sports(Rams360), and Graphic Arts Program (Rams360 and RamsNation). New York Festivals Television and Film Awards, achieved the highest honor of any sports franchise ever with a Silver Medal and additionally won a Bronze Medal. National Telly Awards, Forty-six individual for best in television and production while also claiming the highest single year total of any sports franchise. Sports Media Marketing Awards, Best Sponsor Integration Promo(2011), Best Use of Mascot in Marketing(2011,2012), Best Opening Video Teams(2013), Best Opening Video NFL(2013), and Best NFL Just Cause(2013). IDEA Conference Awards, Best

In-Game Feature(2011), Best Interactive Feature(2012), and Best Overall Video Display, NFL(2012).

Before joining the Rams, Brooks was the Director of Game Entertainment and Executive Producer with the Washington Capitals of the NHL. During his time with the Capitals, the team won awards for Best Opening Video and Best In-Game Feature for all professional sports. He pioneered the Capitals' first weekly TV Show, "Capitals Red Line."

Prior to the Capitals, Brooks was the Manager of Game Presentation with the Atlanta Thrashers (NHL) and the Atlanta Hawks (NBA). During his tenure with the Thrashers and Hawks, the teams won awards for Best Opening Video and Best Interactive Feature for all professional sports, and Best Overall Video Display in both the NBA and NHL.

Born and raised in Athens, Georgia, Brooks is a graduate of Georgia State University with a Bachelor of Arts in Public Relations and a minor in Marketing. He was a four-year letter winner in Cross Country and Track, and was awarded the Georgia State University Sportsmanship Award in 2000 for his leadership and dedication. He enjoys spending time outdoors, fishing, hiking and running. Scott resides in Saint Charles with his wife, Emily, have a daughter, Caitlin, and son, Logan.

BRIAN KILLINGSWORTH

VICE PRESIDENT/MARKETING AND BRAND STRATEGY



College: University of South Florida
NFL Year: 3
Rams Year: 3



Killingsworth enters his third season with the Rams as vice president of marketing and brand strategy. In this role, he oversees all of the Rams marketing efforts including marketing operations, branding, creative services, concerts and special events, merchandise, concessions, market research, youth programs, fan clubs, digital and social media and new revenue opportunities. He is responsible for leading the brand strategy that aligns with the St. Louis Rams strategic plan for strong, sustained revenue growth. He works with Corporate Sales to develop new sales platforms and cross promotional sales opportunities and Ticket Sales to identify and target new growth segments.

The Rams marketing strategy is built on attracting more families to the Edward Jones Dome through promotional giveaways, post-game concerts and innovative promotions that make gameday a total entertainment experience. In 2013, the Rams led the NFL in creative gameday giveaways and brought nationally known country acts David Nail and Billy Currington to play pre and postgame concerts. In 2012, the Rams were awarded the National Sports Foundation's ADChievement Award for Best Use of Alternative Media with the "Fisher Stache" promotion. Under his guidance, the Rams were the first NFL team to open a youth training academy with the Rams Training Academy opening up in Chesterfield dedicated to teaching kids of all ages how to play the Rams Way, both on and off the field.

Brian was with the Tampa Bay Rays for ten years, where he was the Senior Director of Marketing and Promotions. Brian was instrumental in the rebranding and culture change with the Rays and led the Rays new logo launch from concept to execution. He oversaw all marketing, advertising, promotions, special events, digital and social media, youth baseball programs, and grassroots efforts for the Rays. Brian was responsible for creating the highly successful Rays Summer Concert Series in which he brought in over 40 nationally known concert acts, including ZZ Top, Daughtry, 3 Doors Down, Miranda Lambert, LL Cool J, and the Beach Boys to play post game concerts, increasing attendance by over 30 percent. Brian was awarded the No. 1 promotional schedule by Biz of Baseball and won best overall giveaway for the Carlos Pena toothbrush holder in 2010 and the Zim Bear in 2012.

Brian received his MBA in Marketing and Management from the University of South Florida after graduating from Flagler College with a degree in Communications. Brian played college baseball and spent two seasons as a catcher in the prestigious Cape Cod League. He was a Suncoast Advisory Board Member for the Make-a-Wish Foundation and he currently serves on the Junior Achievement leadership board. He was awarded Top 30 under 30 by the Tampa Bay Business Journal and Top 40 under 40 by the Gulf Coast Business Review. He and his wife, Emily have two sons, Cruz and Finn and currently reside in Ballwin.



College: Belmont
NFL Year: 12
Rams Year: 9



Bye joined the Rams in 2006 as Corporate Sales Manager; primarily responsible for the marketing, sales, and retention of Rams Executive Suites. With the Rams' creation of a ticket sales department in December of 2007, his role evolved to Director of Ticket Sales & Premium Seating and eventually to Vice President – Tickets and Premium Seating in May of 2012.

Bye oversees the Rams ticket sales and service groups as well as all premium sales and services at the Edward Jones Dome. The department's chief responsibility is the sale and retention of season tickets, group tickets, premium seating, and single game tickets. He also serves as the primary liaison to the marketing department to determine consumer marketing strategies and the creation of new revenue sources through Rams ticketing and the Edward Jones Dome. Bye played a crucial role in the successful

renovation of the Dome and the creation of new Premium Seating areas in 2009. In addition, he works closely with the Corporate Sales Department on the creation and execution of all sales and marketing strategies for Rams Executive Suites.

Bye has nearly twelve years of experience in the sports industry initially with the Nashville Predators of the NHL where he was awarded the Calder Trophy as the organization's most influential first-year member in 2001. Most recently he worked as an Account Executive for three years with the Jacksonville Jaguars of the NFL.

Bye is a 1999 graduate of Belmont University and currently resides in Warson Woods with his wife of 14 years, Christi, their 4-year old son Gareth, and 6-month old twin boys Harlan and Baden.



PLAYER PERSONNEL

THE 2014 MEDIA GUIDE OF THE
ST. LOUIS RAMS

TAYLOR MORTON

DIRECTOR/PLAYER PERSONNEL



College: Southern Miss
NFL Year: 15
Rams Year: 3



Taylor Morton embarks on his 15th season in the NFL and third with the Rams. Morton was promoted to Director of Player personnel in 2013 after joining the Rams as Director of College Scouting in 2012. He oversees the Rams' collegiate and professional scouting efforts, and evaluates the top talent in the country. The player personnel department utilizes the information he collects to assist in making the Rams' NFL draft process as effective as possible.

Morton came to St. Louis from the Atlanta Falcons where he served 12 years in the player personnel department. He was responsible for scouting the Southeast for the past 7 seasons, and the Southwest, and Midwest respectively for the club. Prior to becoming a college scout, Morton served in pro personnel as an advance scout for the Falcons

opponents, as well as evaluating future free agent prospects for the team, scouting other professional leagues, including the NFL, NFL Europe and the CFL.

Taylor joined the Falcons after coaching eight years in the college ranks. His stints included Auburn University, Hinds CC and Pearl River CC. He began his coaching career at Southern Miss as a student assistant, earning both a Masters and a B.S. degree in Coaching/Sports Administration. Taylor is a native of the Destin, Florida area where he attended Niceville High School and was a member of the 1988 4A state championship football team.

He and his wife, Carissa, have two sons, Thomas and Joshua. The Morton family resides in Chesterfield, Missouri.



College: North Carolina A&T
NFL Year: 12
Rams Year: 12



Holmes enters his 12th NFL season and second as director of college scouting for the Rams. He is responsible for the Rams' college and regional scouting efforts.

Holmes has held various responsibilities within the Rams player personnel department, most recently as a national scout during the 2012 season. As an area scout, he covered the Northeast region for one season with the rest of his tenure primarily responsible for covering the Southeast region. Prior to becoming an area scout, he also served as the National Combine Scout mainly responsible for the Midwest area. Holmes originally joined the department as a scouting assistant in 2004, after getting his start with the club as a public relations intern in 2003.

A graduate of North Carolina A&T, Holmes was team captain and a four-year letterman for the Aggies, starting at defensive tackle as they won the 1999 Mid-Eastern Athletic Conference and Black College National Championship.

A native of Tampa, Fla., Holmes was named 1997 first-team All-County and All-Conference at defensive tackle for Chamberlain High.

Brad's father, Mel Holmes, played guard for the Pittsburgh Steelers from 1971-73. Holmes is single and lives in Atlanta, Ga.



College: University of Florida
NFL Year: 10
Rams Year: 3



Ran Carthon enters his third season as director of pro personnel with the Rams. In his role, Carthon manages the pro scouting department in evaluating players among the professional leagues while continuing his duties of advance scouting of the Rams' upcoming opponents. In addition, he prepares the club for acquisitions through free agency, trades and the daily waiver wire. Carthon also cross checks top college prospects.

In 2013, Carthon was selected to participate in the NFL Career Development Symposium at the Wharton School of Business in Philadelphia.

Carthon joined the Rams after spending four seasons as a pro scout with the Atlanta Falcons. In Atlanta, Carthon worked closely with Rams General Manager Les Snead, who was the Falcons' director of player personnel during Carthon's tenure with the club.

Prior to his time in Atlanta, Carthon enjoyed a three-year playing career in the NFL. He broke into the league as an undrafted rookie with the Indianapolis Colts in 2004 and played with the club through the 2006 campaign.

Carthon was a standout running back at the University of Florida (1999-2003) where he competed in five bowl games over his collegiate career and was part of the Gators 2000 SEC Championship team. Carthon's father, Maurice, played in the NFL with the New York Giants and Indianapolis Colts. His father held coaching positions with the New England Patriots, New York Jets, Detroit Lions, Dallas Cowboys, Cleveland Browns, Arizona Cardinals and Kansas City Chiefs.

RICH SNEAD

SENIOR PLAYER PERSONNEL ANALYST



College: Long Beach State University
NFL Year: 31
Rams Year: 4



Snead enters his third year as the Rams' senior player personnel analyst. He is responsible for evaluating pro players for select NFL teams as designated by the director of player personnel.

Snead joined the Rams' personnel staff in June of 2010 after a one-season stint as the director of player personnel with the United Football League's Hartford Colonials. From 2007-08, Snead worked in the Raiders' personnel department. Prior to his time in Oakland, Rich spent 13 seasons with the Tennessee Titans, including nine as the team's director of player personnel. Rich originally came to the Houston Oilers in 1994 as the club's director of pro personnel. He spent four seasons as a scout for the Los Angeles

Raiders (1990-93) and two seasons as a scout for the San Diego Chargers (1988-89).

Rich began his pro career in 1983 as a scout for the Oklahoma Outlaws in the United States Football League (USFL). He also served as director of player personnel for the Los Angeles Express from 1984-86. Rich's coaching experience includes a stint as wide receivers and quarterbacks coach at Santa Ana College from 1979-82 after attending Long Beach State University.

A native of San Gabriel, Calif., Rich and his wife, M'Lissa, have one son, Bill.



College: Notre Dame
NFL Year: 13
Rams Year: 3



Jordan is in his third year as Player Personnel Coordinator with the Rams. His responsibilities include managing and directing the in-house player personnel staff, evaluating NFL players in the preseason, visiting colleges in the fall, evaluating draft-eligible prospects on film throughout the year, organizing and planning the yearly Player Personnel department calendar and assisting in draft preparation.

Additionally, Jordan assists the general manager on numerous fronts, including organizing and planning his scouting schedule and focus, completing football related projects and studies, and communicating with the entire scouting staff.

From 2002 – 2011, Jordan worked in the Player Personnel Department of the Indianapolis Colts, where he was a member of the 2006 Super Bowl and 2009 AFC Championship Teams. During this time, he worked in college scouting, pro scouting, day-to-day operations, and contracts/salary cap.

A native of Brooklyn, NY, Jordan graduated from the University of Notre Dame, where he played football and earned two letters as an offensive center and guard. He is married to Megan, and they currently reside in St. Louis.



College: Colorado State
NFL Year: 43
Rams Year: 41



McCutcheon enters his 43rd season in the NFL, including 41 with the Rams. He serves as a national scout for club and is responsible for scouting players within a designated region as specified by the general manager.

McCutcheon spent seven years as the club's Director of Player Personnel and four years as Director of Scouting. Since joining the club as a scout in 1982, he has held other various scouting roles within the player personnel department.

"Clutch" was just that in eight seasons for the Rams (1972-79), ending his career as the franchise's all-time leading rusher. McCutcheon is fourth on the team's career rushing list with 6,186 yards, and first in playoff rushing with 687 yards. Among the Rams' all-time leading rushers, McCutcheon trails only Steven Jackson, Eric Dickerson and Marshall Faulk. McCutcheon set Rams' records in the 1975 NFC divisional playoffs when he carried the ball 37 times for 202 yards as the Rams beat the St. Louis Cardinals, 35-23.

McCutcheon finished his playing career with Denver and Seattle in 1980, and Buffalo in 1981. He was an all-sport star at Plainview High in his native Plainview, Texas, and was named the top player of the 20th century in Texas' South Plains area by the Lubbock Avalanche-Journal in 1999. Among those receiving votes was NFL Hall of Fame quarterback Sammy Baugh. In February 2007, McCutcheon was inducted into the Texas Panhandle Hall of Fame.

McCutcheon was a four-year letterman at Colorado State and a third-round draft choice of the Rams in 1972. He is also a member of the Colorado State Hall of Fame; he set more than 20 school and Western Athletic Conference records.

McCutcheon and his wife, Myna, live in Huntington Beach, Calif., and have a son, Marcus, a graduate of Stanford University. McCutcheon also has a son, Daylon, who played cornerback for the Cleveland Browns, and a daughter, Adrian, and five grandchildren.



College: Arizona State
NFL Year: 14
Rams Year: 2



Monago enters his 14th NFL season and second with the Rams. He serves as a national scout for club and is responsible for scouting players within a designated region as specified by the general manager.

Prior to joining the Rams, Monago spent 12 seasons in various scouting roles with the Chicago Bears. Most recently, he spent the 2012 season as an executive scout/SEC, primarily focusing on SEC schools along with covering Alabama, Arkansas, Louisiana, and Mississippi. From 2003 to 2011, he was an area scout responsible for covering the plane states. Originally, he entered the NFL as a BLESTO scout in 2001.

In the collegiate ranks, Monago served as the outside linebacker and special teams coach at The College of William & Mary from 1998-2001.

Monago earned a Masters in Educational Administration at University of Idaho in 1998. From 1996 to 1998, he served as a graduate assistant football coach at the, while he.

Monago completed his undergraduate degree in Sociology at Arizona State University in 1993. From 1994 to 1996, he worked on his Masters in Higher Education at ASU, while he worked as a graduate assistant football coach/quality control and assisted in daily operations and recruiting.

Monago earned a Bachelor of Arts in Sociology from Arizona State. There he spent two seasons (1994-96) as a graduate assistant football coach/quality control, while working on his Master's in Higher Education. To complete his Master's in Education Administration he continued his education at the University of Idaho, working as a graduate assistant football coach from 1996-1998.

Monago began his coaching career at Scottsdale Community College, after being a walk on defensive back at Arizona State from 1990 through 1992. In 1993, he served as the linebackers/special teams coach at Scottsdale Community College in Scottsdale, AZ.



College: North Carolina State
NFL Year: 25
Rams Year: 17



After seven seasons as a pro scout with the Rams, Ray Agnew was recently promoted to Assistant Director of Pro Personnel. The 2013 season will be his eighth as a member of the team's personnel department. In his new role, Agnew evaluates all 32 NFL rosters in preparation for free agency, writes advance scouting reports for upcoming Rams opponents and grades college defensive linemen as part of the Rams' draft preparations.

Prior to joining the personnel department, Ray served seven years as Director of Player Development/Team Pastor. He served as a spiritual mentor for players and assisted them with life issues.

Agnew played three seasons with the Rams as a defensive tackle (1998-2000) and was a vital contributor on the field and in the locker room as the Rams won Super Bowl XXXIV in 1999.

The 10th selection in the 1990 NFL Draft, Agnew played five seasons with the New England Patriots (1990-94) and three with the New York Giants (1995-97) before joining the Rams as an unrestricted free agent.

Agnew played in 157 career games and six playoff games. He recorded 23.5 sacks, forced six fumbles, recovered five, and had one interception.

Ray is married to Katherine with three children, sons Ray III, Malcolm, and Keenan. The Agnew family resides in Chesterfield, Mo. Ray III recently completed his collegiate career at Southern Illinois and this spring, he signed with the Cleveland Browns as an undrafted rookie free agent.



College: Missouri - St. Louis
NFL Year: 8
Rams Year: 8



Evan Ardoin is in his sixth season as a scout in the Rams' player personnel department. In his role, Ardoin is responsible for evaluating college players in the Midwest region. His area includes schools in Missouri, Iowa, Minnesota, Wisconsin, Illinois, Indiana, Ohio and Michigan. He also represents the Rams at the National Scouting Combine.

Ardoin joined the player personnel department as a scouting assistant in 2009. He broke into the NFL as an intern

in the Rams' community outreach department in 2007. He was hired full-time as a community relations assistant in 2008.

Ardoin attended College of the Holy Cross, where he played linebacker for the Crusaders. He transferred to the University of Missouri-St. Louis and earned a degree in economics. In 2009, Evan was named to the St. Louis Business Journal's 30 Under 30 list. He is married to Heather and they reside in St. Louis.



College: University of Memphis
NFL Year: 2
Rams Year: 2



Danton Barto is in his second season as a scout for the Rams. He is responsible for evaluating collegiate players in the southern region.

Previously, Barto spent 11 years as a Head Coach in arena football, most recently with the Kansas City Command. Before becoming a coach in the AFL, he played professionally in both the AFL and CFL.

Barto played collegiately at the University of Memphis (1990-93), setting a school record with 473 career tackles. He was a two-time Butkus Award nominee, three time All-American and named the All-South Independent Defensive Player of the Year in 1992. Barto was inducted into the University of Memphis Hall of Fame in 2006.

Barto currently resides in Collierville, Tenn., with his wife, Rachel, and his son Will.



College: Georgia
NFL Year: 7
Rams Year: 2



Foster is in his second year as a scout with the St. Louis Rams after spending several months as an intern with the personnel department. He is responsible for scouting players within a designated region as specified by the general manager.

Foster was a first round (20th overall) draft pick of the Denver Broncos in 2003. He played tackle for five seasons with the Broncos, starting 49 contests. He also played

for Detroit, Cleveland, New Orleans and Indianapolis. He spent the 2010 season with the Omaha Nighthawks of the UFL.

Foster is a native of Macon, Ga., and played collegiately at the University of Georgia. He is married to Chanita, and they have five children: Kai, Jordan, Jada, Jersey, and Amber.



College: Richmond
NFL Year: 13
Rams Year: 3




Gustus enters his third season as a scout with the Rams. He is responsible for evaluating college players within the Southeast region of the United States. His area includes North Carolina, South Carolina, Georgia, Tennessee, Florida and Alabama.

Gustus came to St. Louis after eight seasons with the Philadelphia Eagles scouting staff. He joined the Eagles after a two-year stint with the New England Patriots, a tenure that was highlighted by a Super Bowl XXXVIII win over the Carolina Panthers. During his time in New England, Sean filled various roles, but primarily served as a college

scouting assistant. He also assisted with the offensive quality control. He joined the Patriots in 2002 and helped with special teams quality control in addition to his duties as a college scouting assistant.

Gustus was a two-year starter at quarterback (2000-01) at the University of Richmond, where he earned his degree in health and sports science. He currently resides in Huntingtown, Md., with his wife Shadawn and their three children, Trinity (18), Lanez (8), and Cheyenne (5).



College: Northern Colorado
NFL Year: 5
Rams Year: 3



Brian Heimerdinger is in his third season as a member of the Rams' personnel department. As a player personnel analyst, Heimerdinger evaluates both professional and collegiate players. His pro scouting responsibilities include evaluating all players on nine NFL rosters, as well as cross checking all WRs, QBs, and TEs for free agency. He also provides advance scouting reports to the coaching staff. On the college side, he serves as the area scout for the southwest, and cross checks all WRs.

Prior to joining the Rams, Heimerdinger served as a scouting intern with the Houston Texans and worked with the Tennessee Titans. Heimerdinger played wide receiver at Colorado State before finishing his collegiate career at the University of Northern Colorado.



College: Westminster College
NFL Year: 23
Rams Year: 8




Steve Kazor enters his eighth year in the Rams scouting department where he is responsible for scouting the southwest area of the United States.

Prior to joining the Rams, Kazor served as offensive line coach with the CFL's Ottawa Renegades. He has had head coaching posts at College of DuPage (2004-05), Wayne State University (2000-03), McPherson College (1998-99) and Iowa Wesleyan (1993). From 1994-96, he coached the tight ends, offensive line and special teams for the Detroit Lions.

For 11 seasons (1982-92), Kazor worked with the Chicago Bears as special teams coach, defensive assistant, tight

ends coach and assistant to head coach Mike Ditka. In 1980, Kazor signed on with the Dallas Cowboys where he served as administrative assistant to the vice president Gil Brandt and head coach Tom Landry.

Prior to his first stint in the NFL, he served as linebacker coach and recruiting coordinator at the University of Texas at El Paso from 1979-80, and from 1977-78 he was the secondary assistant at the University of Texas at Austin. Kazor, and his wife, Colleen, have two children, Lance and Kyle.



Brian Shields is in his sixth season with the Rams and his second as an area scout. In his new role, Shields is responsible for the west region of the U.S.

Prior taking on his current role, Shields spent one year as a player personnel analyst through which he evaluated both professional and collegiate players. He previously spent three seasons as a scouting assistant with the team. As a scouting assistant, he managed scouting data, maintained waiver wire transactions, and undertook special statistical research projects.

Shields graduated from Princeton University with a degree in American history in 2007. He then joined the Rams for

two seasons before returning to school. Shields earned his MBA from the Paul Merage School of Business at the University of California-Irvine in 2011. While working on his MBA, Shields worked as a personnel/operations intern with the Las Vegas Locomotives of the United Football League (UFL) and was an operations intern with NBA's Minnesota Timberwolves.

A native of Los Angeles, Shields was a wide receiver and punt returner on Princeton's football team and a sprinter on the indoor and outdoor track & field teams.

College: Princeton
NFL Year: 6
Rams Year: 6





College: Lindenwood University
NFL Year: 8
Rams Year: 8



Will Rodriguez is in his eighth season as a full-time member of the Rams staff. Rodriguez initially joined the Rams in 2002 as a training camp intern and has worked in various capacities in the organization.

In his current role, Rodriguez serves as the special teams scout in both college and pro departments. He is in charge of knowing all of the top place-kickers, punters, snappers, return specialists, and big four core on special teams for all BCS schools, as well as lower counterpart teams, in addition to all NFL teams.

Rodriguez previously served as scouting assistant for five years and also had a brief stint working in communications with the Rams. He earned his undergraduate degree in political science from Lindenwood University and was the team's kicker during his collegiate career. He later spent three years on the arena level with one season with the Springfield Stallions and two with the Rivercity Rage.

Will is married to Laura, who he met in college, and they have a three-year old daughter, Lucia Pamela, and a one-year old son, Caleb Joseph.



College: Maryland
NFL Year: 10
Rams Year: 2



John Zernhelt is in his second season with the Rams, where he serves as an area scout. Zernhelt joined the Rams after spending 37 years in coaching, including eight at the NFL level. Zernhelt served as the tight ends coach with the Tennessee Titans. He spent seven seasons in Nashville (2006-12) after holding the same position with the New York Jets in 2005.

During his time with Tennessee, Zernhelt helped tutor Jared Cook, who joined the Rams as a free agent in 2013. In 2011, Cook's 759 yards ranked second in franchise history only to Frank Wycheck's 1998 season (768 yards). As an extension of the offensive line, the tight ends were a key part of the Titans run-game. They helped the team rank in the top 10 in rushing in four of the last seven seasons with 2,000 team rushing yards in each of those four campaigns. In 2009, their efforts helped Chris Johnson reach the historic 2,000-yard rushing landmark, becoming just the sixth individual in NFL history to do so.

Prior to joining the NFL, Zernhelt spent 28 seasons in the college ranks, including one year as head coach at the

Citadel in 2004. He served as offensive coordinator in 2003 at the Citadel, before rising to head coach.

Zernhelt spent four seasons as offensive coordinator/offensive line coach (1999-2002) at James Madison. Before joining James Madison, he made stops as an offensive line coach at South Carolina (1996-98), Duke (1994-95), Rice (1992-93), Maryland (1987-91), East Carolina (1982-86), Marshall (1981) and Ferrum College (1977-80).

A graduate of Maryland, Zernhelt enjoyed a stellar playing career for the Terrapins as an offensive lineman, earning three ACC championships and playing in the Liberty, Gator and Cotton Bowls during his career. He was recognized for his achievements in October 2002 by his induction into the Pennsylvania Sports Hall of Fame for the Allen-Rogowicz Chapter.

A native of Newtown, Pa., Zernhelt and his wife Katie have one son, John Paul.



Brian Hill is in his second season as a Rams scouting assistant. Hill spent the 2012 season as an intern in the Tennessee Titans' personnel department and was promoted following the 2013 draft.

In his current role, Hill tracks injuries during the year and enters them into the scouting database. He also evaluates players and submits reports to the overseeing director. He helps organize for draft meetings along with other daily duties that are specified by the director.

College: Baldwin-Wallace
NFL Year: 3
Rams Year: 3



Prior to joining the Rams, Brian coached football at Baldwin-Wallace College as a student and graduated in 2011 with a degree in sports management. He held a variety of football operations and scouting positions with the Cleveland Browns, Kansas City Chiefs and Tennessee Titans.

Hill is a native of Ashland, Ohio.



College: Georgia
NFL Year: 2
Rams Year: 2



Billy Johnson is in his second season as a scouting assistant with the Rams. In his role, Johnson is responsible for uploading information and video footage of the upcoming draft class. He also tracks injuries during the year and enters them into the scouting database. He also evaluates players and submits reports to the overseeing director. He helps organize for draft meetings along with other daily duties that are specified by the director.

Johnson joined the Rams as an intern in the personnel department before he was promoted to his current position during the 2013 season.

Prior to joining the Rams, Johnson began his collegiate playing career at the University of Georgia where served as a long snapper. After completing his undergraduate degree, Johnson transferred to Tulane University to begin working on his master's. Johnson played for the Green Wave football team during his one season in New Orleans.

A native of Braselton, Ga., Johnson is the son of long-time NFL assistant Bill Johnson, who currently serves as the defensive line coach of the New Orleans Saints.



College: Auburn
NFL Year: 2
Rams Year: 2



Barrett Trotter is in his second season with the Rams and holds responsibilities in personnel and operations. In his role, Trotter helps coordinate the team's travel and serves as the advance point person for all of the Rams' road trips. He also fulfills several administrative duties in the scouting department.

A native of Birmingham, Ala., Trotter played quarterback at Auburn University. He was a backup to Heisman Trophy

winner Cam Newton during the Tigers' 2010 National Championship season. He started seven games in 2011 and helped Auburn to a win over Virginia in the Chick-Fil-A Bowl. In 2012, Trotter attended the Rams rookie minicamp on a tryout basis. Prior to joining St. Louis, Trotter was a graduate assistant at Arkansas State.



FOOTBALL OPERATIONS

THE 2014 MEDIA GUIDE OF THE
ST. LOUIS RAMS

TONY PASTOORS

SENIOR ASSISTANT



Pastoors enters his fifth season with the Rams as senior assistant. He joined the Rams prior to the 2010 season.

In this role, Pastoors works directly with Executive Vice President of Football Operations & Chief Operating Officer Kevin Demoff on all aspects of Rams business and football operations. Pastoors assists Demoff, General Manager Les Snead, & Head Coach Jeff Fisher in the development and implementation of Club's strategic plan for player signings and player acquisitions.

As the Club's lead negotiator, Pastoors works alongside Demoff in salary cap management, contract negotiations, compliance with the NFL's Collective Bargaining

Agreement, as well Club's financial and strategic planning. Pastoors also aids in all aspects of Rams business operations, including marketing and sales, finance, administration, communications, ticketing and community relations.

Since arriving in St. Louis Pastoors has worked with De La Salle Middle School in St Louis' Ville neighborhood, helping to mentor students with their transition to high school.

Born and raised in Minneapolis, Minnesota, Pastoors received his degree from Dartmouth College. Pastoors was also a three-time letter winner for Head Coach Buddy Teevens and the Dartmouth football program.

Pastoors resides in Brentwood.

College: Dartmouth
NFL Year: 5
Rams Year: 5





College: Baldwin-Wallace University
NFL Year: 10
Rams Year: 4



Kate Walker enters her first year as manager of football operations with the club. In this role, she works closely with the general manager and player personnel department on all business matters, including but not limited to travel, logistics, managing the personnel budget and any time sensitive situations. She is responsible for managing all aspects of the club's attendance at the NFL Combine. Walker also works as the liaison between team executives, agents, staff and players when coordinating all visits and tryouts throughout the year.

Previously, she served three years as executive assistant to the general manager with the Rams, handling all of the day-to-day operations for the college and pro scouting departments.

During the 2008-2012 seasons, Walker served as the assistant to player personnel for the Atlanta Falcons. She also held positions at JWT Advertising and spent three seasons with the Phoenix Coyotes of the National Hockey League. Originally, Walker entered the NFL as football operations assistant for the Cleveland Browns during the 2004-2005 season.

Walker earned an MBA in business, sport administration from Ohio University in 2003. She also has a Bachelor of Arts in sport administration at Baldwin-Wallace University where she was also a four-year starter on the volleyball team.

The Cleveland, Ohio, native is married to Matt and they reside in St. Louis, Mo.



La'Roi Glover enters his fifth season as director of player programs after spending 13 years as a defensive tackle in the NFL, three with the Rams. Glover is responsible for assisting players with the transition to professional football and developing programs and activities that address various off-the-field related matters.

Glover played 13 years in the NFL and was named to six consecutive Pro Bowls. From 1998-2000, he posted 35.5 sacks, third most in the NFL during that time. In 2000, he led the NFL with 17.0 sacks, second in NFL history among defensive tackles. He made 83.5 career sacks and played in 191 consecutive games. He was named first team of the All-Decade team in 2000.

From 2006 until he retired in 2008, Glover played for the Rams.

College: San Diego State
NFL Year: 16
Rams Year: 7



A native of San Diego, Calif., Glover graduated from San Diego State University with a degree in public administration and is enrolled in the university's MBA program.

Glover is a member of the San Diego State University Hall of Fame as well as the Breitbard Hall of Fame, established to honor athletes who have excelled athletically in San Diego, or who are native San Diegans who have achieved athletic fame elsewhere. Also recently, Glover was selected to the inaugural class of the CIF-San Diego Section Hall of Fame.

He is married to Spring, with a son, La'Roi, Jr., and two daughters, Neomie and Sophia.



College: Missouri - St. Louis
NFL Year: 6
Rams Year: 6



Miller is entering his sixth season with the Rams as Director of Security after consulting with the organization on security related travel issues for eight years.

Miller spent 18 years in law enforcement, mostly with the St. Louis Airport Police Department, where he last commanded their Intelligence Division. During his tenure,

Miller was recognized by numerous agencies such as the Missouri State Highway Patrol, the United States Secret Service, the Federal Bureau of Investigation and the United States Department of State, for his invaluable service.

Miller is a resident of St. Charles, Mo., and has two daughters, Maggie and Nikki.

HAROLD GOODING

ASSISTANT DIRECTOR/SECURITY



College: Pensacola Junior College
NFL Year: 15
Rams Year: 2



Harold Gooding enters his second year as the Assistant Director of Security for the St. Louis Rams. Gooding's responsibilities include oversight for the safety of NFL athletes, coaches and support staff while traveling as well as the protection of the team's infrastructure and physical assets. He holds more than two decades of experience in state law enforcement and providing private security for several sports agencies.

Prior to joining the Rams, Gooding served 23 years for the state of Tennessee Department of Safety within its Tennessee Highway Patrol Division, where he retired with the rank of sergeant. In this role, Gooding was responsible for security detail at the Tennessee state capitol, assisted in criminal investigations, enforced state laws and ensured the public's safety on state highways. During service with Tennessee Department of Safety's Criminal Investigation Division, Gooding held several managerial assignments keeping record of vehicles, surveillance equipment, uniforms and other property.

He also served for 13 years as security consultant for then Tennessee Titans head coach Jeff Fisher. Prior private security highlights include working as a security consultant for the Tennessee Secondary Schools Athletic Association since 1991 and a security consultant for the Nashville Sounds baseball team since 1998.

His achievements, commendations and leadership development include further training as a Licensed Armed Guard, Tennessee Certified Handgun Instructor, and Tennessee Child Restraint Device Instructor.

Gooding studied electrical engineering at Pensacola Junior College in Pensacola, Fla. He and his wife Amber have two children. He is an avid supporter of youth sports and mentoring having served as a volunteer coach for the Boys and Girls Club and the YMCA for over nearly twenty years.

LARRY CLERICO

DIRECTOR/VIDEO OPERATIONS



Clerico is in his 23rd season with the Rams, his 20th as director of video operations. "Rico" joined the Rams in 1992 as assistant video director and was moved to his current position in 1995, the Rams' first season in St. Louis.

Clerico was film manager for the UCLA athletic department from 1984-90. Larry was a member of the UCLA men's crew team and was honored as

the most inspirational athlete by his teammates in 1986. Larry graduated in 1990 with a degree in economics.

A native of Bakersfield, Calif., Larry is married to Jennifer. The couple has a son, Anthony, and two daughters, Olivia and Isabella. They reside in Ellisville, Mo.

College: UCLA
NFL Year: 23
Rams Year: 23



JAMES LAKE

HEAD EQUIPMENT MANAGER



In 2013, Lake enters his 28th season with the organization, fourth as equipment manager. In this role, he is responsible for equipment and gear for the players, coaches and staff, ensuring all equipment is up to code and meets NFL regulations, and preparing sideline equipment and headset communications for practice, as well as game days.

He began his career in the NFL working summers in the equipment room for the Los Angeles Rams in 1987. When the Rams relocated to St. Louis in 1995, Lake was promoted to assistant manager.

Lake, a native of Orange, Calif., has a wife, Heather, and three sons, Jonathan, Parker and Isaac. The Lakes reside in St. Louis.

NFL Year: 28
Rams Year: 28





TRAINING & MEDICAL STAFF

THE 2014 MEDIA GUIDE OF THE
ST. LOUIS RAMS



College: West Virginia
NFL Year: 12
Rams Year: 5



Reginald Scott enters his fifth year with the Rams as head athletic trainer. Scott currently oversees the athletic training department for the Rams, managing and facilitating the medical care of the Rams players. His responsibilities include daily evaluation, treatment, rehabilitation, prevention, education and administrative work.

From 2003-2009, Scott served as assistant athletic trainer for the Carolina Panthers, where he provided rehabilitation, treatments and preventative care for players. He also developed rehabilitation programs for injured players, and managed the day-to-day operations of the training room. Prior to working with the Panthers, Scott did a year-long internship with the Tampa Bay Buccaneers.

Before entering the NFL, Scott worked as a student athletic trainer at West Virginia University for four years (1999-2002), working with student athletes involved in football, wrestling, baseball, men's tennis and soccer. Scott was responsible for the prevention, evaluation, management, treatment and rehabilitation of athletic injuries, as well as serving as a liaison between team physicians, athletic training staff, coaches, players and player's families.

Scott broke into athletic training as an intern with the Philadelphia Phillies in 2000.

He earned a bachelor's degree in athletic training from West Virginia University and a master's degree in performance enhancement and injury prevention from California University at Pennsylvania. In 2007, he added the Performance Enhancement Specialist Certification from the National Academy of Sports Medicine.

Scott is the chairman of the membership service committee and advocacy committee for the Professional Football Athletic Trainers Society (PFATS). He is also a member of the National Athletic Trainers' Association, where he serves as an Ethnic Diversity mentor. In 2004, he was a part of the staff that won the PFATS Athletic Training Staff of the Year award, and in 2003, he earned the U.S. Air Force Commanders Award for Excellence.

Scott, a native of Dover, Del., is married to wife Tina, and they have two children, Sophia and Isabella.

BYRON CUNNINGHAM

PHYSICAL THERAPIST / ASSISTANT ATHLETIC TRAINER



College: Florida A & M
NFL Year: 5
Rams Year: 5



Byron Cunningham is in his fifth year as physical therapist/assistant athletic trainer with the Rams, after spending 2009 as a seasonal assistant athletic trainer with the Minnesota Vikings. In his role, Cunningham is responsible for the care, prevention, treatment and rehabilitation of player injuries in coordination with the head athletic trainer.

Prior to entering the League, Cunningham served as head athletic trainer for football at the University of Illinois from 2008-2009, a position he was promoted to after working as the assistant athletic trainer for football at the university from 2005-07.

From 2004-05, Cunningham was the head athletic trainer at Bishop McNamara Catholic High School in Kankakee,

Ill. Before working at McNamara High, he worked with NFL Europe's Rhein Fire as an assistant athletic trainer in 2004.

Cunningham has interned with the Chicago Bears (2003), Auburn University (2001-2003) and the Indianapolis Colts (2002).

He earned a bachelor's degree in physical therapy from Florida A&M University in 1998, and a master's in sports medicine from the United States Sports Academy in 2002.

He is married to his wife, Lakesha, and they have one daughter, Ashley, and one son, Aaron.

JAMES LOMAX

ASSISTANT ATHLETIC TRAINER



College: Central Methodist College
NFL Year: 12
Rams Year: 12



Lomax is in his 12th season as an assistant athletic trainer for the Rams after serving two years as a full-season intern (2003-05). Lomax was one of the athletic trainers for NFL Europa's Frankfurt Galaxy, which earned a World Bowl berth in 2004.

Lomax grew up in High Ridge, Mo., attending Northwest High of House Springs, Mo. He earned his undergradu-

ate degree in athletic training in 2000 at Central Methodist University in Fayette, Mo., and completed his master's degree in teaching in 2003 at Lindenwood University in St. Charles, Mo. James and his wife Sarah reside in St. Peters with their daughters, Lucy and Ellie.

TYLER WILLIAMS

ASSISTANT ATHLETIC TRAINER



Tyler Williams enters his eighth year working in the Rams training department, fifth as an assistant athletic trainer. Williams spent three years as a seasonal athletic training intern.

Previously, he served as assistant athletic trainer at Fontbonne University in St. Louis from 2006-07.

Williams holds a masters degree from California University of Pennsylvania earning a Performance Enhancement Specialist certification. He completed his bachelor's degree

in exercise science emphasizing athletic training at Truman State University.

He is also a member of the National Athletic Trainers Association and certified in Functional Movement Screen (FMS-C).

He and his wife Katie have a daughter, Delaney, and they reside in Ballwin, Mo.

College: Truman State
NFL Year: 8
Rams Year: 8



TEAM PHYSICIANS



DR. MATT MATAVA
Orthopedics



DR. DOUGLAS POGUE
Internal Medicine



DR. RICK W. WRIGHT
Orthopedics



DR. MARK HALSTEAD
Internal Medicine



DR. ROBERT BROPHY
Orthopedics



DR. GREGORY POLITES
Emergency Physician

MEDICAL CONSULTANTS



DR. MIKE CHICOINE
Neurosurgery



DR. GLEN EDWARDS
Dentist



DR. MIKE MURPHY
Chiropractor



TEAM DIRECTORS

THE 2014 MEDIA GUIDE OF THE
ST. LOUIS RAMS



College: California State - Northridge
NFL Year: 28
Rams Year: 28



Brewer joined the Rams in 1986, having previously served as a manager at the accounting firm at Ernst & Whinney in Newport Beach, Calif.

He lettered in basketball and graduated with a degree in accounting from California State University at Northridge.

Jeff and his wife Alaine have six children, Jennifer, Robert, Nick, Alyssa, Molly and Megan. They reside in Yorba Linda, Calif.

MATT CADY

DIRECTOR/CUSTOMER RELATIONS AND RETENTION



College: SIU - Edwardsville
NFL Year: 20
Rams Year: 20



Matt Cady is entering into his 20th season with the club, second as director of customer relations and retention. His primary focus is on exceeding the expectations of season ticket holders through proactive service in order to maximize retention and revenue. He works with the staff to further develop customer loyalty by delivering unique experiences and creating relationships through personal touch points.

Cady graduated from Southern Illinois University at Edwardsville (SIUE) in 1995 with a degree in communications. Upon graduation, he was hired by the Rams and during that time has served various roles in the ticket department.

He is married to Kirsten, and they have a son, Cameron, and daughter, Emma.



Bill has been responsible for the organization's computer and network operations since 1989. A National Merit scholar, he graduated with distinction from Harvey Mudd College in Claremont, Calif. in 1986, where he majored in applied mathematics, minored in psychology, and lettered in track & field.

Recently, Consoli became a member of the Computer Information Systems (CIS) Industry Advisory Board for the School for Professional Studies at Saint Louis University.

Born in Concord, Calif., and raised in Santa Rosa, Calif., Bill is also a published author and songwriter. He lives in Chesterfield with his Basset hound, Buster.

College: Harvey Mudd College
NFL Year: 26
Rams Year: 26



JODIE CUNNINGHAM

DIRECTOR/EMPLOYEE EXPERIENCE



College: Arizona State University
NFL Year: 2
Rams Year: 2



Cunningham enters her second year as the Director of Employee Experience for the St. Louis Rams. She is responsible for all programs and processes relating to employees within the Rams organization. This includes recruiting, retaining and developing our talented staff; coaching, counseling, and conflict resolution; compensation and benefit strategies, performance management, succession planning, team building, management development, recognition programs, legal compliance, and enhanced communication strategies.

Cunningham is a graduate of Arizona State University with a bachelor's degree in interpersonal communication. She also has a master's degree in human resources and organizational management from University of Phoenix, and is SPHR (Senior Professional in Human Resources) certified.

She has worked in the hospitality industry for over 17 years, most recently with Four Seasons Hotels and Resorts.

Cunningham, a native of Tucson, Ariz., is married to John and has one son, Patrick (19).



Fimbres in her 24th season with the Rams, fourth as director of special events. Fimbres is responsible for all corporate events. In addition, she is responsible for the St. Louis Rams cheerleaders.

In 2003, she served as field director for the NCAA National Championship game at the Fiesta Bowl.

College: Long Beach State
NFL Year: 24
Rams Year: 24



Fimbres was a member of the Long Beach State dance team where they were twice crowned National Champions.

Fimbres, a native of La Mirada, California, was a Los Angeles Rams Cheerleader for three year prior to working for the Rams.



College: Central Missouri State
NFL Year: 16
Rams Year: 16



Slemmer, who is in her 16th season with the Rams, leads the team's marketing partnership department which is responsible for managing all team partnerships. During her tenure, Slemmer has held numerous positions including sales and marketing account manager, marketing executive and senior marketing partnerships manager.

Slemmer's current responsibilities include managing the team's naming rights partnership, managing the team's partnership support department, partnership sales, strategic marketing planning, market activation, promotion, partnership sales processes and execution of partnership initiatives.

Prior to joining the Rams, Slemmer was an assistant track and cross-country coach at Central Missouri State University (now University of Central Missouri) and a former standout student athlete at Central Missouri. Slemmer, a four-year letter winner in cross-country, indoor track and outdoor track served as the team captain for two years and received numerous conference and regional honors

including qualifying individually for the NCAA Division-II's National Championship in cross country and being selected to the MIAA All-Academic Team.

Slemmer is a graduate of Central Missouri State University and serves on the local St. Louis Ronald McDonald House Charities committee as well as being a member of the Cornerstone Society and is also active in the community with military veteran initiatives. In 2011 Slemmer was nominated for and participated in The Joint Civilian Orientation Conference (JCOC) in Washington, D.C. and various military bases. The program sponsored by the Secretary of Defense for civilian public opinion leaders and is the oldest existing Pentagon outreach program sponsored by the Department of Defense. The civilian leadership visits with all branches of services in the field observing exercise and participating in training.

She resides in Edwardsville, IL, with her husband of 14 years, Ben and their son, Luke.



Artis Twyman is in his third year as Senior Director of Communications. In this position, Twyman oversees the media relations staff and directs the Rams' communication efforts.

The 2014 season will be Twyman's 12th season with the Rams. He previously served three seasons as the team's director of media relations after spending six years as assistant director of football media.

Prior to joining the Rams in 2003, Twyman spent two years as public relations assistant for the Seattle Seahawks. He broke into the NFL in 2001 as a public relations intern for the expansion Houston Texans. From 1995-2001, he worked in the Tennessee State University Public Relations Department serving in many capacities, including three years as public information officer.

In 2012, Twyman was one of only two public relations officials throughout the 32-team league chosen to work the Pro Bowl in Honolulu, Hawaii. He also received this

College: Tennessee State
NFL Year: 15
Rams Year: 12



honor in 2011, 2009, 2008 and 2006. Twyman also was part of the public relations staffs for the 2007 and 2010 NFC Championship games, as well as Super Bowl XXXVI in New Orleans, La. and Super Bowl XXXVII in San Diego, Calif.

Twyman serves as a board member for the Diversity Awareness Partnership, a non-profit organization dedicated to promoting diversity in the St. Louis region around issues of race, religion, disability, sexual orientation and gender identity.

Twyman earned his undergraduate degree in speech communications from Tennessee State University in Nashville, Tenn., and a master's degree in mass communications from Middle Tennessee State University in Murfreesboro.

He is married to Nicole and they have a son, Amari, and a daughter, Jaye.



College: Columbia College
NFL Year: 12
Rams Year: 6



Bruce Warwick enters his sixth season with the Rams, third as director of operations. During his first three seasons in St. Louis, Warwick served as the assistant to the head coach/football operations.

With a background in the collegiate and professional game, Warwick has been part of four championship teams and seven bowl games at the college level and three championships and six playoffs games in the National Football League.

In 2010, Warwick nearly added a seventh playoff game to his resume, as he oversaw the Rams' 7-9, second-place finish, which was a six-win improvement over the previous year. The Rams came within one win of the NFC West division crown.

Warwick joined the Rams after two seasons with the University of Tennessee as assistant athletic director/football operations. Warwick oversaw all daily football-related operations including community relations, equipment, recruiting, player relations and video departments. He was part of the staff that won the SEC Eastern Division in 2007. He also was coordinator of practice sessions, travel, bowl arrangements, and the football budget. Bruce was at Duke University in 2006 as director of player personnel/development.

Warwick returned to the college ranks after six seasons (2000-05) with the Green Bay Packers. During his time

with the Packers, Warwick handled the team's daily football operations as the team won three consecutive division titles and made four playoff appearances. Warwick served as director of football administration for NFL Europe in 2000.

Warwick began his career in 1991 as assistant recruiting coordinator at Syracuse. He spent two years as assistant to the athletic director/football operations at the University of Maryland from 1992-93 before serving as assistant athletic director of football management at Clemson University from 1994-95.

Warwick was back at Syracuse from 1996-99 as director of football operations. The Orangemen, behind quarterback Donovan McNabb, appeared in four consecutive bowl games, three consecutive Big East championships and posted a 33-16 record.

A Baldwinsville, N.Y., native, Warwick graduated in 1989 with a business administration degree from Columbia College in Syracuse. He earned a master's degree in sports management in 1991 from the U.S. Sports Academy in Daphne, Ala.

Warwick is married to Debra and the couple has three sons, Alexander, Joseph and Jacob.



College: Bradley
NFL Year: 9
Rams Year: 9



Chad Watson is entering his ninth season with the St. Louis Rams, where he oversees corporate sponsorship sales in his position as Director of Sales and Marketing Partnerships. Chad and the sponsorship sales team are responsible for developing new marketing partnerships while continuing to build and maintain business within the Rams current stable of sponsors.

A 1994 graduate of Bradley University, Chad's background in sales, marketing and public relations includes positions with the St. Louis Blues and Scottrade Center, Fleishman-Hillard, Nestle Purina PetCare and CBS Radio.

Chad and his wife, Erin, reside in Brentwood with their two sons, Brennan and Carter.



College: Clemson
NFL Year: 8
Rams Year: 8



Kanyon West, a 23-year veteran of the sports ticketing industry, joined the Rams ticket operations staff in 2006, after serving as Director of Ticket Sales and Operations for the Atlanta Motor Speedway from 2005-06.

West was Assistant Director of Ticket Operations for the Atlanta Braves from 1999-2005. While there, he was a part of 2 NL Championship Series' teams, 1 World Series team, and 1 MLB All-Star Game. Prior to the Braves, he worked for the University of Wisconsin Badgers as Assistant Director of Ticket Operations from 1998-99, where he worked the 1999 Rose Bowl.

Kanyon has also served as Assistant Ticket Manager for the Georgia Dome (1997-98) and for the University of Houston (1995-97). He is a member of the International Ticketing Association (INTIX), and recently completed a 3-year term on the Board of Directors and serves on the Finance Committee.

A Clemson, S.C. native and 1992 graduate of Clemson University, West received his Master's degree from Georgia Southern University in 1994. He lives in Illinois with his wife and three children.




STAFF

THE 2014 MEDIA GUIDE OF THE
ST. LOUIS RAMS

RAMS STAFF




FOOTBALL OPERATIONS




BEN BLOOMER
Assistant Equipment
Manager




DONNA ELLIS
Executive Assistant
to Head Coach



SAM MIKULUS
Video Assistant




MIKE O'SHEA
Video Assistant



JOHN PAGANO
Video Assistant



PATTY SCHULTZ
Executive Assistant
to Executive VP of
Football Operations




JAY SINGLETON
Video Assistant



MATT TAYLOR
Assistant Equipment
Manager



JOHN WELBY
Assistant Equipment
Manager




SHAWN ZELL
Team Dietician/Chef

COMMUNICATIONS



JULIA FARON
Media Relations
Manager




CASEY PEARCE
Media Information
Manager



TIFFANY WHITE
Communications
Assistant

FINANCE & ADMINISTRATION



MARGIE BALDWIN
Special Projects
Assistant



MARY BENNE
Assistant Payroll
Manager




ELAINE BREWER
Benefits
Administrator



FRANK COCKRELL
Facilities Assistant



DEANN CROMER
Executive Assistant -
Accounts Receivable



JOHN KNETZER
Facilities
Coordinator



KIM KOHLER
Payroll Manager



MATT LITZINGER
Field Assistant



LORIE MAGINN
Accounts Payable



KEN MAYWEATHER
Facilities Assistant



SCOTT PARKER
Field Superintendent



JEFF POTZMAN
Front Desk
Attendant



MELINDA ZELLNER
Front Desk
Coordinator



SALES, SERVICE AND TICKETING



MEGAN BAUCOM
Premium Seating
Sales Executive



ELAINE BAUER
Suite Services
Manager



KATHARINA BOES
Account Services
Coordinator



DAN COLLINS
Season Ticket
Executive



TAYLOR DECKARD
Account Services
Coordinator



KATHY FRITZ
Senior Manager
Club Services



STEPHEN HAGOIAN
Season Ticket
Executive



DAN HOPE
Corporate Sales
Manager



ALYSSA HORACE
Media Sales
Specialist



MATT JARVIS
Senior Premium
Seating Sales
Executive



ERICA JOLLY
Suite Services
Coordinator



DAVID KINSEY
Ticket Sales
Manager




JANE NORMANSELL
Manager Corporate
Sales



ALI LAMB
Season Ticket
Executive



PHIL LIBBY
Season Ticket
Executive



RACHEL LINK
Manager Corporate
Sales



CHELSEA LIPECTY
Partnership Support
Manager




AMANDA LUTZ
Ticket Sales
Coordinator



COURTNEY MALL
Partnership Support
and Media Traffic
Coordinator



STACI MCCRACKEN
Ticket Sales
Assistant



STEVEN MOORE
Ticket Operations
Manager



JORDAN RASCH
Partnership Support
Coordinator



MISSY RIPEPI
Season Ticket Ex-
ecutive




MEGAN ROBERTS
Ticket Operations
Coordinator




MATT SALATA
Season Ticket
Executive



GRETCHEN SCHMIDT
Account Services
Coordinator



JENNIFER SEROT
Partnership Support
Coordinator



ERIC SIMONIS
Group Partnership
Executive



SCOTT TARLO
Group Partnership
Executive



RACHEL TOBY
Partnership Support
Coordinator



TRAVIS WEGENER
Ticket Operations
Associate


RAMS STAFF




MARKETING



LISA BOAZ
Marketing and
Advertising Senior
Manager



SHAWN DANGERFIELD
Graphic Design
Specialist



WYATT ESSENPREIS
Street Team
Specialist



KYLE EVERSGERD
Fan Development
Manager




FORD GALVIN
Analytics Specialist



MARIA MANNINO
Merchandise and
Events Coordinator




CLINT McCOMB
Fan Engagement &
Mascot Authority



KEVIN ORRIS
Social Media and
Research Analyst




ELYSE PICKLE
Digital Managing
Producer



CASEY PHILIPS
Multimedia
Specialist

CORPORATE COMMUNICATIONS & CIVIC AFFAIRS



ZACH KINKEADE
Community Outreach
& Player Involvement
Assistant



MERRITT MCCARTHY
Community Out-
reach & Charitable
Donations Manager



SARAH ROULAND
Community Outreach
Manager



NICOLE WOODIE
Community Outreach
& Player Involvement
Manager

BROADCASTING & CREATIVE




CORY BEFORT
Motion Graphics
Producer



GLENN CONNELLY
Video Producer



ZACHARY DUDKA
Assistant Producer



SANDARVIS DUFFIE
Video Producer



MITCH MYERS
Motion Graphics
Producer



CHRIS SLEPOKURA
Video Manager



VETERANS

THE 2014 MEDIA GUIDE OF THE
ST. LOUIS RAMS



11 | TAVON AUSTIN

Position:	Wide Receiver
Ht./Wt.:	5-8/176
Birth Date:	3/15/91
College:	West Virginia
Hometown:	Baltimore, Md.
Experience:	2nd year (2nd Rams)
Aquired:	D1-2013 (8th)
Career GP/GS (Playoffs):	13/3 (0/0)




TRANSACTIONS: Selected No. 8 overall in the 2013 NFL Draft by the St. Louis Rams (4/25/13).

OVERVIEW: The Rams executed a trade with the Buffalo Bills in which the team gave up their 16th, 46th, 78th and 222nd picks to get Austin at No. 8...he became the ninth wide receiver drafted by the Rams in the first round and the first taken in the opening round since Torry Holt was selected No. 6 overall in the 1999 NFL Draft.

2013 SEASON: Finished the season with 40 catches in 13 games and six total touchdowns (four receiving, one rushing and one via punt return)...became the first player in NFL history with a 95-yard punt return for touchdown, 80-yard touchdown reception and 65-yard rushing score in the same season...his 98-yard punt return at Indianapolis is tied for the third longest punt return of all-time in the NFL...marks the second longest punt return in franchise history, behind Robert Bailey's 103-yard return at New Orleans (10/23/94)...named NFC Special Teams Player of the month for November...**at Atlanta (9/15):** Earned his first NFL start...registered his first NFL touchdown on a 6-yard pass from QB Sam Bradford, and added a second touchdown reception on a 10-yard grab...finished the game with six receptions for 47 yards...**at Indianapolis (11/10):** Notched a 98-yard punt return for a touchdown...his 145 punt return yards were the second-most in a single game in franchise history...recorded a second score on a 57-yard reception from QB Kellen Clemens...tallied his third score of the day on a career-long 81-yard touchdown reception from Clemens...finished the game with 314 all-purpose yards (145 punt return, 138 receiving, 27 kickoff return and four yards rushing), the second-best single-game performance in team history...first player in NFL history with a 95-plus yard punt-return touchdown and two 55-plus yard receiving touchdowns in the same game...joined Pro Football Hall of Famer Gale Sayers (December 12, 1965) and Randy Moss (November 26, 1998) as the only players age 22 or younger with three 50-plus yard touchdowns in the same game...finished the game with 142 scrimmage yards (138 receiving, four rushing) and 145 punt-return yards, joined by Steve Smith as the only players in NFL history with at least 140 scrimmage yards and 140 punt-return yards in the same game...earned NFC

Austin is the Rams' first wide receiver chosen in the first round since Torry Holt was drafted No. 6 in the 1999 NFL Draft.



Austin earned NFC Special Teams Player of the Week honors in Week 10



Special Teams Player of the Week and NFL Rookie of the Week honors...**vs. Chicago (11/24):** Rushed 65 yards for a touchdown, the first rushing touchdown of his career...marks the Rams' longest rush since Marshall Faulk had a 70-yard rush (12/23/01)...the third player since 1940 with four 50-plus yard touchdowns in consecutive games, the other two are Jim Brown (Cle) and Gale Sayers (Chi)...marked his fourth consecutive touchdown of 57 yards or more.

COLLEGE: As a senior, named Big 12 Conference co-Special Teams Player of the Year...was the recipient of the Paul Hornung Award, given to the most versatile player in the nation...named a semi-finalist for the Biletnikoff Award (nation's top receiver)...received All-American first-team honors from The NFL Draft Report, American Football Coaches Association and CBS Sports as an all-purpose back, adding second-team honors from CBS Sports and the Walter Camp Foundation as a receiver...added All-Big 12 Conference first-team recognition as a kick returner and all-purpose back from the league's coaches and ESPN, while garnering second-team accolades as a receiver from the Associated Press...became the first Mountaineer to score a touchdown four different ways in one season (catch, rush, kick and punt return)...joined fellow wide-out Stedman Bailey in setting the school season-record with 114 receptions, ranking third nationally with an average of 8.77 grabs per game...led the nation with an average of 223.85 all-purpose yards per game, setting school and Big 12 season-records with a total of 2,910 yards, surpassing the old WVU mark of 2,574 yards by Austin in 2011 and the league record of 2,833 yards by Jeremy Maclin of Missouri in 2008...the only players in NCAA FBS history to gain more all-purpose yards in a season were Barry Sanders of Oklahoma State (3,250 in 1998), Ryan Benjamin of Pacific (2,995 in 1991) and Chris Johnson of East Carolina (2,960 in 2007)...gained at least 100 yards receiving in six contests and generated at least 200 all-purpose yards in seven games...as a junior, earned All-American first-team honors as a return specialist from The NFL Draft Report, CBS Sports and Phil Steele, and added third-team accolades from the Associated Press...All-Big East Conference first-team choice received league Special Teams Player of the Year and West Virginia Offensive Player of the Year recognition, in addition to being selected to the All-Bowl squads named by Yahoo! Sports, CBS Sports and College Football News...returned to slot receiver, starting 11 games, as he set a then-school season-record with 101 receptions for 1,186 yards (11.74 ypc) and eight touchdowns, topping the previous WVU mark of 77 grabs by David Saunders (1998)...his 268 yards gained on 19 punt returns (led the Big East and placed sixth in the FBS with a 14.11-yard average) was the 10th-highest total by a Mountaineer in a season...led the nation with an average of 198.00 all-purpose yards per game, as he

touched the ball 172 times for a then school record 2,574 yards, joining Steve Slaton (2,104 in 2006) as the only Mountaineers to register 2,000 all-purpose yards in a season...as a sophomore, earned an All-Big East Conference first-team choice by the league's coaches...started 11 of the 13 games he appeared in at the "H" receiver position, ranking second on the team with 58 receptions for 787 yards (13.57 ypc) and eight touchdowns...rushed 16 times for 161 yards, returned 12 kickoffs for 230 yards (19.17 avg) and was third on the team with 1,178 all-purpose yards...earned the Freshman All-Big East Conference selection started at slot receiver vs. East Carolina, Auburn, Louisville and Pittsburgh while appearing in all 13 games.

PERSONAL: Multidisciplinary studies major at West Virginia and member of the Garrett Ford Academic Honor Roll...son of Cathy Green and the oldest of four children...attended Dunbar (Baltimore, Md.) High School, playing football for head coach Lawrence Smith...started at running back, but was often used in the slot and handled return duties...the two-time consensus Maryland Player of the Year and All-State choice closed his career as the state record-holder with 790 points scored, 123 total touchdowns, 9,258 all-purpose yards and 7,962 yards rushing...three-time Baltimore Sun Player of the Year and Digital Sports' All-Metro Offensive Player of the Year.


TAVON AUSTIN NFL STATS

Year	Team	G/S	Receiving				Rushing				Lg	TD
			No	Yds	Avg	Lg	TD	Att	Yds	Avg		
2013	RAMS	13/3	40	418	10.5	81t	4	9	151	16.8	65t	1
TOTALS		13/3	40	418	10.5	81t	4	9	151	16.8	65t	1

Year	Team	G/S	Punt Returns				Kickoff Returns				Lg	TD
			No	Yds	Avg	Lg	TD	Att	Yds	Avg		
2013	RAMS	13/3	33	280	8.5	98t	1	18	398	21.1	32	0
TOTALS		13/3	33	280	8.5	98t	1	18	398	21.1	32	0

TAVON AUSTIN GAME-BY-GAME STATISTICS

2013 ST. LOUIS RAMS																									
Game	W/L	G/S	Receiving				Rushing				Returns					YDS	AVG	LG	TD						
			No	Yds	Avg	Lg	TD	Att	Yds	Avg	Lg	TD	PR	FC	YDS					LG	TD	KR			
ARI 9/8	W	1/0	6	41	6.8	14	0	1	-1	-1	-1	0	1	1	1	1	0	0	0	0.0	0	0			
@ATL 9/15	L	1/1	6	47	7.8	11	2	2	8	4.0	7	0	4	1	6	5	0	0	0	0.0	0	0			
@DAL 9/22	L	1/1	6	30	5.0	9	0	1	3	3.0	3	0	2	0	16	10	0	0	0	0.0	0	0			
SF 9/26	L	1/0	2	6	3.0	4	0	0	0	0.0	0	0	6	1	19	14	0	0	0	0.0	0	0			
JAC 10/6	W	1/0	3	32	10.7	25	0	0	0	0.0	0	0	4	0	15	11	0	0	0	0.0	0	0			
@HOU 10/13	W	1/0	1	3	3.0	3	0	0	0	0.0	0	0	0	0	0	0	0	0	0	0.0	0	0			
@CAR 10/20	L	1/0	5	39	7.8	24	0	0	0	0.0	0	0	3	0	26	20	0	2	47	23.5	32	0			
SEA 10/28	L	1/0	2	9	4.5	12	0	0	0	0.0	0	0	3	2	7	7	0	3	79	26.3	32	0			
TEN 11/3	L	1/0	0	0	0.0	0	0	1	6	6.0	6	0	3	1	33	25	0	1	25	25.0	25	0			
@IND 11/10	W	1/0	2	138	69.0	81t	2	1	4	4.0	4	0	4	2	145	98t	1	1	27	27.0	27	0			
CHI 11/24	W	1/0	2	39	19.5	32	0	1	65	65.0	65t	1	1	1	1	1.0	0	1	24	24.0	24	0			
@SF 12/1	L	1/1	4	25	6.3	8	0	1	10	10.0	10	0	1	1	10	10	0	4	67	16.8	20	0			
@ARI 12/8	L	1/0	1	9	9.0	9	0	1	56	56.0	56	0	1	1	1	1	0	4	95	23.8	32	0			
NO 12/15	W																								
TB 12/22	W																								
@SEA 12/29	L																								
TOTAL		7-9	13/3	40	418	10.5	81t	4	9	151	16.8	65t	1	33	11	280	98t	1	18	398	21.1	32	0		



12 | STEDMAN BAILEY

Position: Wide Receiver
Ht./Wt.: 5-10/193
Birth Date: 11/11/90
College: West Virginia
Hometown: Miami, Fla.
Experience: 2nd year (2nd Rams)
Acquired: D3B-2013 (30th)

Career GP/GS (Playoffs): 16/2 (0/0)



TRANSACTIONS: Selected by St. Louis in the third round of the 2013 draft (92nd overall) on (4/26/13).

2013 SEASON: Played in 16 games, earned two starts...caught 17 passes for 226 yards...finished second in special teams tackles with seven...**vs. Tennessee (11/3):** Caught first NFL pass from QB Kellen Clemens for a 12-yard gain...made two tackles on special teams...**at Arizona (12/8):** Made his first NFL start...notched his best performance, hauling in three receptions for 46 yards...**vs. Tampa Bay (12/22):** Notched his first career touchdown on a 27-yard double reverse play...also recorded three receptions for a team-leading 44 yards...**at Seattle (12/29):** Started at wide receiver...caught four passes for 33 yards.

COLLEGE: Started 35-of-38 games at split end at West Virginia...finished second in Mountaineers history with 210 grabs, 10th-best among active FBS performers...his average of 84.7 receiving yards per game placed fifth-best among active major college players...his 3,218 receiving yards saw him join teammate Tavon Austin (3,413) as the only players in school annals to reach the 3,000-yard receiving level...the mark ranks fourth-highest among active college players...found the endzone on 19.52 percent of his grabs...joined Austin (288; 2009-12) and Jock Sanders (206; 2007-10) as the only WVU players to catch 200 passes in a career...collected 3,444 all-purpose yards, the 11th-best total in school annals...as a junior, was a finalist for the Biletnikoff Award (top receiver in the nation)...added first-team All-American honors from The NFL Draft Report and CBS Sports, earning second-team accolades from the Associated Press, Fox Sports and Walter Camp Foundation...unanimous All-Big 12 Conference first-team choice...tied Tavon Austin, as both set the school season-record with 114 receptions, topping the previous Mountaineers marks of 110 grabs by Austin in 2011...set school and conference season-records with his 25 touchdown grabs, as only Troy Edwards of Louisiana Tech (27 in 1998) and Randy Moss of Marshall (25 in 1997) had more scoring grabs in a season in NCAA FBS history...recorded seven games with at least 100 yards receiving, including a trio of performances for more than 200 yards...his 150 points scored broke the school annual record of 147 points by Ira Errett Rodgers in 1919, and rank sixth-best in a campaign by a Big 12 player...exploded for 303 yards and five touchdowns, including an 87-yarder, while snatching 13 passes vs. Baylor to earn National Player of the Week honors...his 303 yards broke the previous school game-record of 209 yards by Chris Henry (vs. Syracuse in 2003)...the 303 yards mark also set the Big 12 game-record, as he joined Adarius Bowman of Oklahoma State (300 vs. Kansas in 2006) as the only players in the league to ever gain 300 yards in a contest...his five touchdown catches vs. Baylor set the school record...his 23 receiving touchdowns, set a new Big 12 Conference season-record when he surpassed 22 scores by Michael Crabtree of Texas Tech in 2007...as a sophomore, earned All-Big East Conference first-team honors from The NFL Draft Report, ESPN, and Phil Steele, as the league's coaches selected him to their second-team...tied the school season-record with 12 touchdown catches, only to top his Big Eight Conference 25 scoring grabs in 2012...set another school record when he gained at least 100 yards in five consecutive games...earned Freshman All-Big East Conference selection (by ESPN)...twice named WVU Offensive Champion (vs. Maryland and Cincinnati)...red-shirted as a true freshman in 2009.

PERSONAL: Played football at Carol City (Fla.) High School before the Miami native transferred to Miramar High...earned All-State third-team honors from the Florida Sports Writers Association and All-Broward County second-team accolades as a junior...that season, he had 48 receptions for 1,032 yards, an average of 21.5 yards per catch, to go with 11 touchdowns...garnered Florida Class 6A All-State recognition as a senior and was rated the sixth-best player in Broward County according to the South Florida Sun-Sentinel...closed out the 2008 season catching 68 passes for 1,168 yards and 14 touchdowns...member of the Garrett Ford Academic Honor Roll...son of Tara Daniels and John Bailey...resides in Miami, Fla...multidisciplinary Studies major, with an emphasis in criminology.

STEDMAN BAILEY NFL STATS

Year	Team	Receiving						Rushing				
		G/S	No	Yds	Avg	Lg	TD	Att	Yds	Avg	Lg	TD
2013	RAMS	16/2	17	226	13.3	28	0	2	33	16.5	27t	1
TOTALS		16/2	17	226	13.3	28	0	2	33	16.5	27t	1

ADDITIONAL CAREER STATISTICS: Special Teams Tackles: 2013 (7).

STEDMAN BAILEY GAME-BY-GAME STATISTICS

2013 ST. LOUIS RAMS													
Game	W/L	G/S	Receiving				Rushing						
			No	Yds	Avg	Lg	TD	Att	Yds	Avg	Lg	TD	
ARI 9/8	W	1/0	0	0	0.0	0	0	0	0	0	0.0	0	0
@ATL 9/15	L	1/0	0	0	0.0	0	0	0	0	0.0	0	0	0
@DAL 9/22	L	1/0	0	0	0.0	0	0	0	0	0.0	0	0	0
SF 9/26	L	1/0	0	0	0.0	0	0	0	0	0.0	0	0	0
JAC 10/6	W	1/0	0	0	0.0	0	0	0	0	0.0	0	0	0
@HOU 10/13	W	1/0	0	0	0.0	0	0	0	0	0.0	0	0	0
@CAR 10/20	L	1/0	0	0	0.0	0	0	0	0	0.0	0	0	0
SEA 10/28	L	1/0	0	0	0.0	0	0	0	0	0.0	0	0	0
TEN 11/3	L	1/0	1	12	12.0	12	0	0	0	0.0	0	0	0
@IND 11/10	W	1/0	0	0	0.0	0	0	0	0	0.0	0	0	0
CHI 11/24	W	1/0	1	19	19.0	19	0	0	0	0.0	0	0	0
@SF 12/1	L	1/0	3	46	15.3	17	0	0	0	0.0	0	0	0
@ARI 12/8	L	1/1	3	46	15.3	18	0	0	0	0.0	0	0	0
NO 12/15	W	1/0	2	26	13.0	20	0	1	6	6.0	6	0	0
TB 12/22	W	1/0	3	44	14.7	28	0	1	27	27.0	27t	0	0
@SEA 12/29	L	1/1	4	33	8.3	13	0	0	0	0.0	0	0	0
TOTAL	7-9	16/2	17	226	13.3	28	0	2	33	16.5	27t	1	0



72 | JOE BARKSDALE

Position:	Tackle
Ht./Wt.:	6-5/326
Birth Date:	1/1/88
College:	LSU
Hometown:	Detroit, Mich.
Experience:	4th year (4th Rams)
Acquired:	W(OAK)-2012

Career GP/GS (Playoffs): 38/15 (0/0)



TRANSACTIONS: Acquired via waivers (9/27/12), released by Oakland (9/26/12)...drafted by Oakland in the third round of the 2011 NFL Draft (7/28/11).

2013 SEASON: Played in 16 games, starting 13 at right tackle...**at Atlanta (9/15):** Saw extended action at right tackle for an injured Rodger Saffold...part of an offensive line that blocked for Bradford to throw for 352 yards, his second highest career total...**vs. Jacksonville (10/6):** Started at right tackle...helped block for QB Sam Bradford to throw three touchdown passes...**at Houston (10/13):** Started at right tackle...part of an offensive line that helped block for RB Zac Stacy to rush for 79 yards...**at Indianapolis (11/10):** Started at right tackle...helped block for WR Tavon Austin to rack up 142 scrimmage yards...**vs. Chicago (11/24):** Started at right tackle...part of an offensive line that opened holes for three rookie rushers to rack up 261 yards from scrimmage and three touchdowns...**vs. New Orleans (12/15):** Started at right tackle...part of an offensive line that did not allow a sack on QB Kellen Clemens...**vs. Tampa Bay (12/22):** Started at right tackle...helped block for two rushing touchdowns...**Week 17 at Seattle (12/29):** Started at right tackle.

2012 SEASON: Saw action on offense and special teams...declared inactive in six games....**vs. New England (10/28):** Started at left tackle.

COLLEGE: Voted 2010 Second Team All-SEC (Coaches, AP)...four-year letterwinner for the Tigers from 2007-10 ... played in 53 games, starting 39 times...started final 39 games of his career, the longest streak on the team at the conclusion of the 2010 season...did not have a redshirt season as he played in 14 games during LSU's national championship season in 2007...originally came to LSU as a defensive lineman but switched to the offensive side of the ball shortly after his arrival.

PERSONAL: The top defensive tackle prospect in the Midwest who is a consensus five-star recruit by every recruiting publication...graduated from high school in December of 2006 and joined the Tigers for spring practice in 2007...became the first state of Michigan signee in school history...named to the prestigious Parade All-America Team...chosen by the Detroit News as their No. 1 blue-chip prospect...named a SuperPrep All-American...named to the Detroit News "Dream Team" after recording 73 tackles (17 for losses), 14 hurries, seven sacks, one interception and three forced fumbles as a senior...received all-city honors as a junior after making 83 tackles (20 for losses), five forced fumbles, eight sacks and 10 fumble recoveries...a scholar-athlete in the classroom who finished with a 3.5 GPA...full name is Joseph Brennen Barksdale...parents are Joseph and Rita Barksdale...majored in general studies.

BARKSDALES' Games Played Stats: RAMS 2013 (16/13), 2012 (6/2), Oakland (16/0), **TOTAL:** (38/15).



61 | TIM BARNES

Position:	Center
Ht./Wt.:	6-4/300
Birth Date:	5/14/88
College:	Missouri
Hometown:	Longwood, Mo.
Experience:	3rd year (3rd Rams)
Acquired:	FA-2011

Career GP/GS (Playoffs): 31/4 (0/0)



TRANSACTIONS: Signed an exclusive rights tender with the Rams (5/6/13)...signed to the Rams' active roster (9/14/12), after being released from the practice squad...signed to a reserve/future contract (1/2/11), after being signed to the practice squad (9/13/11)...released from Baltimore (9/3/11), after originally signing with the Ravens (7/28/11).

2013 SEASON: Played in 16 games...started at center for an injured Scott Wells Weeks 14 through 17...**at Arizona (12/8):** Made his first NFL start at center. **Week 15 vs. New Orleans (12/15):** Started at center...helped block for RB Zac Stacy to record 133 yards on 28 carries...**Week 16 vs. Tampa Bay (12/22):** Started at center...part of an offensive line that helped RB Zac Stacy rack up his second consecutive game with 100-plus rushing yards.

2012 SEASON: Saw action in 15 games on offense and special teams...**vs. Washington (9/17):** Saw his first NFL action on special teams.

COLLEGE: Made all 13 starts for the Tigers at center as a senior in 2009...part of an offensive line that gave up just 20 sacks in 13 games on the season (467 passing attempts in all)...named to the watch list for the Rimington Award, which is given to the nation's top offensive lineman... earned Team Underclassmen Leadership Award...earned All-Big 12 Honorable Mention recognition from league coaches in 2008...also earned honorable mention All-Big 12 (Coaches) and Spring Team Most Improved Offensive Lineman...in 2007, made the move to center before the season, where he served as understudy for Rimington finalist Adam Spieker...an excellent student who earned second-team Academic All-Big 12 honors for his work in the classroom...redshirted in his first season in the program in 2006, working as part of the practice squad...one of the most highly-coveted high school prospects in the state of Missouri who was an early commitment to Mizzou, the summer prior to his junior season...ranked as the No. 4 overall prospect in the state of Missouri by Rivals, and as the No. 23 offensive guard prospect in the nation...majored in communications.

PERSONAL: Earned numerous All-State, all-conference and all-district honors during his career at Pettis County Northwest High School in Hughesville, Mo...excellent all-around athlete who was a four-year letter winner in basketball and a two-year letterman in baseball, in addition to his exploits on the gridiron...also earned 1st-Team all-conference and all-district honors in basketball, as well...parents are Jeff and Becky Barnes.

BARNES' Games Played Stats: RAMS 2013 (16/4), 2012 (15/0). **TOTAL:** 31/4.



53 | DAREN BATES

Position:	Linebacker
Ht./Wt.:	5-11/225
Birth Date:	11/27/90
College:	Auburn
Hometown:	Olive Branch, Miss.
Experience:	2nd year (2nd Rams)
Aquired:	FA-2013

Career GP/GS (Playoffs): 15/0 (0/0)



TRANSACTIONS: Signed with the Rams as an undrafted rookie free agent (4/30/13).

2013 SEASON: Played in 15 games, saw most action on special teams...finished with four special teams tackles...**vs. Arizona (9/8):** Saw first NFL action on special teams...made one tackle...**vs. Jacksonville (10/6):** Saw action on special teams...made two tackles...**at Houston (10/13):** Tallied an 11-yard touchdown on a kickoff return after S Rodney McLeod forced KR Keshawn Martin to fumble...his first NFL touchdown.

COLLEGE: Played in 49 games at Auburn...led Tigers with 94 tackles as a senior and was named third-team All-SEC...his 316 career tackles rank 12th in school history...recovered a fumble against New Mexico State and returned it 62 yards for a touchdown...played safety as a freshman before moving to linebacker.

PERSONAL: MHSAA All-Region 1 Class 5A team as a senior at Olive Branch High School...selected for the Commercial Appeal Shelby Metro All-Suburban team...majored in philosophy.



16 | EMORY BLAKE

Position:	Wide Receiver
Ht./Wt.:	6-0/192
Birth Date:	7/18/91
College:	Auburn
Hometown:	Austin, Tex.
Experience:	1st year (1st Rams)
Acquired:	FA-2013

Career GP/GS (Playoffs): 0/0 (0/0)



TRANSACTIONS: Signed with the Rams as an undrafted rookie free agent (5/1/13).

2013 SEASON: Spent the 2013 season on the Rams' practice squad.

COLLEGE: Started in 27-of-48 games throughout his college career...won 2010 national championship, 2010 SEC championship, 2009 Outback, 2010 BCS and 2011 Chick-fil-A bowls...finished fifth on AU career touchdown list with 15, including a two-yard TD against Texas A&M and fifth in career receiving yardage (2,022)...posted 128 career receptions, becoming the ninth receiver in school history to record 100 career catches; his per-catch average of 15.79 yards was fifth among that group...recorded 104 yards on six catches vs. Georgia his senior year, his eighth career 100-yard game (tied for third best all-time at Auburn)...totaled 118 receiving yards on 10 catches, both career highs, against Arkansas, marking the most catches by a AU receiver in a game since 2009...holds AU record for longest play...touchdown reception in seven consecutive games from 2010-11 is the second longest streak in school history (8, Terry Beasley, 1971).

PERSONAL: Son of Jeff and Lewanna Blake...father was an NFL quarterback for 14 years...majored in public administration.



60 | TRAVIS BOND

Position:	Offensive Lineman
Ht./Wt.:	6-6/329
Birth Date:	12/10/90
College:	North Carolina
Hometown:	Windsor, N.C.
Experience:	Rookie
Acquired:	W(CAR)-2014

Career GP/GS (Playoffs): 2/0 (0/0)



TRANSACTIONS: Claimed by the Rams off waivers (5/20/14)...Waived by Carolina (5/19/14)...Signed as a free agent from Minnesota's practice squad by Carolina (11/13/13)...Signed to practice squad by Minnesota (9/2/13)...Waived by Minnesota (8/31/13)...Selected in the seventh round (214th overall) of the NFL Draft by Minnesota (4/27/13).

2013 SEASON: Signed as a free agent from Minnesota's practice squad by Carolina (11/13)...Played in two games, did not play in two games and was inactive for three games...Originally drafted in the seventh round (214th overall) by the Vikings and spent the first 10 weeks on the practice squad...**POSTSEASON:** Inactive for NFC Divisional Playoff versus San Francisco (1/12)...Vs. Tampa Bay (12/1): Made NFL debut...Saw action as a reserve guard and on special teams.

COLLEGE: Played in 51 games with 29 starts at North Carolina...Made 25 starts at right guard and four at right tackle...2012 (Sr.): All-Atlantic Coast Conference honorable mention...Started 12 games, opening the first eight at right guard and last four at right tackle...Contributed to offense that set a school record with an average of 485.6 yards per game...Opened holes for running back Giovani Bernard to lead the conference in rushing with 1,228 yards...Provided protection for the Tar Heels to finish first in the conference and rank ninth in the nation in sacks allowed...2011 (Jr.): Started 13 games at right guard...Paved the way for Bernard to rush for a school freshman record 1,253 yards...2010 (So.): Played in 13 games with three starts at right guard...2009 (Fr.): Played in 13 games with one start at right guard...Earned first career start in the Meineke Car Care Bowl against Pittsburgh.

PERSONAL: Attended Bertie HS in Windsor, N.C....Majored in exercise and sport science at North Carolina.

BOND'S Games Played Stats: CAR 2013 (2/0), **TOTAL:** 2/0.



8 | SAM BRADFORD

Position:	Quarterback
Ht./Wt.:	6-4/224
Birth Date:	11/8/87
College:	Oklahoma
Hometown:	Oklahoma City, Okla.
Experience:	5th year (5th Rams)
Acquired:	D1-2010 (1st)

Career GP/GS (Playoffs): 49/49 (0/0)



TRANSACTIONS: Selected by St. Louis in the first round (1st overall) of the 2010 NFL Draft (4/22/10).

PRO: Fifth-year pro has played in 49 games, starting each game...after playing seven games in the 2013 season, pushed his career total to 11,065 passing yards...tallied 9,378 career yards following the 2012 season, placing him seventh in Rams history in passing yards, passing Pat Haden (9,296) and Vince Ferragamo (9,376)...also set new career highs in touchdown passes (21) and passer rating (82.5)...named the 2010 NFL Offensive Rookie of the Year by the Associated Press...set numerous rookie records in guiding the Rams to a six-win improvement from 2009...his 354 completions on 590 attempts were both NFL rookie records...3,512 passing yards were the second most by a rookie in NFL history, trailing only Peyton Manning's 3,739 in 1998...tossed 18 touchdowns, tied for fifth most among rookies in NFL history...string of 174 completions without throwing an interception during a midseason stretch set yet another rookie record...was one of only three quarterbacks to take all of his team's snaps in 2010, and was just the fourth rookie quarterback in NFL history accomplish that feat in a 16 game season.

Rams All-Time Passing Leaders

5. Kurt Warner (6 seasons) - 14,447
6. Bob Waterfield (8 seasons) - 11,849
7. Sam Bradford (4 seasons) - 11,065

2013 SEASON: Ranked eighth in the NFL in completions (159) and was tied for fifth in the NFL with 14 touchdown passes, before suffering a season-ending knee injury in Week 7...registered a touchdown pass in 11 consecutive games, dating back to (12/9/12)...placed on reserve/injured (10/23/13)...**vs. Arizona (9/8):** Completed 27-of-38 passes for 299 yards and two touchdowns for a passer rating of 100.7...no sacks were registered, to give him three consecutive regular season games without a sack, the longest such streak of his career...the streak dates back to when the team traveled to Tampa Bay (12/23/12)...marks the longest streak for the Rams since 1973 when the team had four contests without a sack (vs. Atlanta, at San Francisco, at Houston, vs. Dallas)...rushed 1-yard for a two-point conversion, his first...**at Atlanta (9/15):** Threw for 352 yards and completed 32-of-55 passes with three touchdowns...marked his seventh career game with 300-plus yards and fourth game with three touchdowns...also marked his fourth consecutive game without a sack...the last time the Rams had four consecutive games without a sack was during the 1973 season with quarterback John Hadl...added a scramble for 23 yards, set a new career-long...**vs. Jacksonville (10/6):** Completed 19-of-34 passes for 222 yards and three touchdowns...notched a 105.3 quarterback rating...the Rams are 7-1-1 in Bradford's career when he posts a passer rating of 100.0 or better...**at Houston (10/13):** Completed 12 of 16 passes for 117 yards, three touchdowns, no sacks, no interceptions for a career-high quarterback rating of 134.6...marked his third game of the season (sixth career) with three touchdowns...his three, three touchdown games this season are a career high...**Week 7 at Carolina (10/20):** Completed 21-of-30 passes for 255 yards and one touchdown for a 93.1 quarterback rating.

2012 SEASON: Set new career highs in passing yards (3,702), touchdown passes (21) and passer rating (82.5)...**at Detroit (9/9):** Threw for 198 yards, completing 17 of 25 attempts and one touchdown...finished the game with a 105.1 passer rating, his fourth best rating of his career...**vs. Washington (9/16):** Completed 26-of-35 passes for 310 yards and three touchdowns for a passer rating of 117.6 and 74.3 completion percentage...his performance marks his fourth career 300-plus yard game and second game with three touchdowns, first at Denver (11/28/10)...**vs. Arizona (10/4):** Threw two touchdown passes, including a career long touchdown pass of 51 yards...**at Miami (10/14):** Completed 26 passes of 39 attempts for 315 yards and recorded a 91.3-yard passer rating...registered his second rushing touchdown of his career, last at New Orleans (12/12/10)...also tallied a 21-yard rush, the longest of his career...rushed four times for 34 yards on the ground, his best rushing performance of his career...**at San Francisco (11/11):** Completed 26-of-39 for 275 yards and two touchdowns for a 104.1 passer rating...his sixth highest career passer rating, third best this season...**at Arizona (11/25):** Completed eight of 17 passes for 205 yards, and two touchdowns for a 106.2 passer rating...marked his second highest rating of the season, behind 117.6 vs. Washington...**at Buffalo (12/9):** Threw for 209 yards and completed 19-of-39 passes with one touchdown...his touchdown toss came late in the fourth quarter, giving him seven fourth quarter touchdowns on the season...**at Tampa Bay (12/23):** Completed 13-of-27 passes for 196 yards, and two touchdowns...threw an 80-yard touchdown pass to TE Lance Kendricks, marks the longest pass of Bradford's career.

2011 SEASON: Started 10 games...declared inactive six games with an ankle injury...**at New York Giants (9/19):** Completed 22-of-46 passes for 331 yards, one touchdown, one sack for a rating of 79.2...his 331 yards established a new career high in passing yards, previous high was 308 yards accomplished at Denver (11/21/10)...also recorded a new career long on a 68-yard pass to WR Danario Alexander...previous long was 48 yards vs. Seattle (10/3/10)...**at Green Bay (10/16):** Threw for 321 yards, completing 28-of-44 passes...marks his second 300-yard passing game of the season, third career...threw for 331 at the New York Giants (9/19/11).

2010 SEASON: Named the 2010 NFL Offensive Rookie of the Year by the Associated Press...set numerous rookie records in guiding the Rams to a six-win improvement from 2009...his 354 completions on 590 attempts were both NFL rookie records...3,512 passing

Completions by a Rookie, NFL history

1. Sam Bradford (2010) 354
2. Andrew Luck (2012) 339
3. Peyton Manning (1998) 326
4. Chris Weinke (2001) 293
5. Matt Ryan (2008) 265

yards were the second most by a rookie in NFL history, trailing only Peyton Manning's 3,739 in 1998...tossed 18 touchdowns, tied for fifth most among rookies in NFL history...string of 174 completions without throwing an interception during a midseason

Passing Yards by a Rookie, NFL history

1. Andrew Luck (2012) 4,374
2. Cam Newton (2011) 4,051
3. Peyton Manning (1998) 3,739
4. Sam Bradford (2010) 3,512
5. Matt Ryan (2008) 3,440



stretch set yet another rookie record...was one of only three quarterbacks to take all of his team's snaps in 2010, and was just the fourth rookie quarterback in NFL history accomplish that feat in a 16 game season... **vs. Arizona (9/12):** Finished first career start completing 32-of-55 passes for 253 yards, one touchdown, and three interceptions...first career completion was caught by WR Mark Clayton for 19 yards...first career touchdown pass came as time expired in the first half when he found WR Laurent Robinson from 1 yard out on fourth-and-goal...Bradford's 55

attempts rank third highest in team history... **at Oakland (9/19):** Completed 14-of-25 passes for 167 yards, two touchdowns, and one interception...threw six consecutive completions for 98 yards to begin the game...performance marked first multi-touchdown game of his career... **vs. Atlanta (11/21):** Finished the game 27-of-42 passing for 233 yards and two touchdowns...broke the franchise rookie record for completions (228) and attempts (376) and moved into third amongst Rams rookies with 2,158 yards... **at Denver (11/28):** Threw for 308 yards, completing 22-of-37 attempts with three touchdowns, two sacks, no interceptions and a 113.3 passer rating...the performance marked the first 300-yard passing game of his career, first game with three touchdowns and best passer rating of his career.

COLLEGE: Started all 31 games that he appeared in at Oklahoma...set school career-records by completing 67.64 percent of his passes (604-of-893) for 8,403 yards and 88 touchdowns, topping the previous marks of 63.8 percent by Josh Heupel (1999-2000), 81 scoring strikes and 7,922 yards by Jason White (1999-2004)...in 2008, threw for 4,720 yards, joining running backs Chris Brown (1,220 yards) and DeMarco Murray (1,002) in producing the first FBS team to feature a 4,000-yard passer and two 1,000 yard rushers in the same season...his 36 touchdown passes in 2007 broke the NCAA freshman season-record of 29 that was set by David Neill of Nevada in 1998...his 86 touchdown tosses combined are the most by a quarterback in his freshman and sophomore seasons combined, topping the previous mark of 55 by Rex Grossman of Florida (21 in 2000 and 34 in 2001)...put together 88 scoring strikes during his first three seasons topping the previous NCAA record by a quarterback at the conclusion of a junior season, breaking the old mark of 86 by Ty Detmer of Brigham Young (13 in 1988, 32 in 1989, 41 in 1990)...earned a passing efficiency rating of 175.16 surpassing the NCAA career-record (minimum 500 attempts) of 168.9 by Ryan Dinwiddie of Boise State (2000-03)...led the nation in passing efficiency in both 2007 (175.53) and 2008 (180.84), joining Jim McMahon of Brigham Young (176.9 in 1980 and 155.0 in 1981) and Elvis Grbac of Michigan (169.0 in 1991 and 154.2 in 1992) to win that title twice in a career (also are the only players to ever accomplish that feat in back-to-back seasons).

PERSONAL: Finance major, earned Academic All-Big 12 Conference and All-District honors while at Oklahoma...holds the distinction of being the first Native American to win the Heisman Trophy...son of Martha and Kent Bradford.

SAM BRADFORD NFL STATISTICS

REGULAR SEASON

Year	Team	Passing										
		G/S	Att.	Cmp	Pct.	Yds	Yds/Att	TD	Int	Lg	Sk-Yds	Rtg.
2010	RAMS	16/16	590	354	60.0	3,512	6.0	18	15	49	34-244	76.5
2011	RAMS	10/10	357	191	53.5	2,164	6.1	6	6	68	36-248	70.5
2012	RAMS	16/16	551	328	59.5	3,702	6.7	21	13	80t	35-233	82.6
2013	RAMS	7/7	262	159	60.7	1,687	6.4	14	4	73	15-97	90.9
Total		49/49	1,760	1,032	58.6	11,065	6.3	59	38	80t	120-822	79.3

Rushing

Year	Team	G/S	Att.	Yds.	Avg.	Lg	TD
2010	RAMS	16/16	27	63	2.3	17	1
2011	RAMS	10/10	18	26	1.4	17	0
2012	RAMS	16/16	36	124	3.4	21	1
2013	RAMS	7/7	15	31	2.1	23	0
Total		49/49	96	244	2.5	23	2

ADDITIONAL CAREER STATISTICS: Fumbles-Lost: (27-11). Two-point conversions (rushing): 1.

SINGLE GAME HIGHS

Attempts – 55, three times, last at Atlanta (9/15/13)

Completions – 35, vs. Minnesota (12/16/12)

Yards – 377, vs. Minnesota (12/16/12)

Percentage – 78.1, vs. Carolina (10/31/10)

Long - 80t, at Tampa (12/23/12)

Touchdowns – 3, many times, last at Houston (10/13/13)

Rush – 6, vs. San Diego (10/17/10)

Yards – 34, at Miami (10/14/12)

Long – 23, at Atlanta (9/15/13)

Touchdowns – 1, twice, last at Miami (10/14/12)

SAM BRADFORD NFL STATISTICS

2013 ST. LOUIS RAMS

Game	W/L	P/S	Att	Cmp	Pct	Yds	Yds/ Att	TD	Int	Lg	Sk- Yds	Rtg
ARI 9/8	W	1/1	38	27	71.1	299	7.9	2	1	47	0-0	100.7
@ATL 8/15	L	1/1	55	32	58.2	352	6.4	3	1	47	0-0	87.8
@DAL 8/22	L	1/1	48	29	60.4	240	5.0	1	0	29	6-43	80.2
SF 8/26	L	1/1	41	19	46.3	202	4.9	1	1	27	5-32	59.2
JAC 10/6	W	1/1	34	19	55.9	222	6.5	3	0	31t	2-14	105.3
@HOU 10/13	W	1/1	16	12	75.0	117	7.3	3	0	34	0-0	134.6
@CAR 10/20	L	1/1	30	21	70.0	255	8.5	1	1	73	2-8	93.1
SEA 10/28	Placed on reserved/injured (10/23/13)											
TOTAL	3-4	7/7	262	159	60.7	1,687	6.4	14	4	73	15-97	90.0

2012 ST. LOUIS RAMS

Game	W/L	P/S	Att	Cmp	Pct	Yds	Yds/ Att	TD	Int	Lg	Sk- Yds	Rtg
@DET 9/9	L	1/1	25	17	68.0	198	7.9	1	0	23	3-25	105.1
WAS 9/16	W	1/1	35	26	74.3	310	8.86	3	1	56	2-9	117.6
@CHI 9/23	L	1/1	35	18	51.4	152	4.34	0	2	30	6-51	39.2
SEA 9/30	W	1/1	30	16	53.3	221	7.37	0	1	52	2-12	63.3
ARI 10/4	W	1/1	21	7	33.3	141	6.71	2	1	51t	1-10	69.7
@MIA 10/14	L	1/1	39	26	66.7	315	8.08	0	0	65	3-15	91.3
GB 10/21	L	1/1	34	21	61.8	255	7.5	1	1	56	3-9	82.4
NE 10/28	L	1/1	30	22	73.3	205	6.83	1	1	50t	2-25	88.9
@SF 11/11	T	1/1	39	26	66.7	275	7.05	2	0	36t	2-16	104.1
NYJ 11/18	L	1/1	44	23	52.3	170	3.86	2	1	36	1-3	67.4
@ARI 11/25	W	1/1	17	8	47.1	205	12.1	2	1	38	2-11	106.3
SF 12/2	W	1/1	39	26	66.7	221	5.67	0	0	22	2-13	81.3
@BUF 12/9	W	1/1	39	19	48.7	209	5.36	1	1	24	1-2	62.9
MIN 12/16	L	1/1	55	35	63.6	377	6.85	3	1	26	4-32	94.3
@TB 12/23	W	1/1	27	13	48.1	196	7.26	2	1	80t	0-0	81.7
@SEA 12/30	L	1/1	42	25	59.5	252	6.0	1	1	37	0-0	74.7
TOTAL	7-8-1	16/16	551	328	59.5	3702	6.7	21	13	80t	35-233	82.6

2011 ST. LOUIS RAMS

Game	W/L	P/S	Att	Cmp	Pct	Yds	Yds/ Att	TD	Int	Lg	Sk- Yds	Rtg
ARI 9/11	L	1/1	30	17	57.0	188	6.27	0	0	31	4-22	75.4
@NYG 9/19	L	1/1	46	22	47.8	331	7.20	1	0	68	2-23	79.3
BAL 9/25	L	1/1	32	16	50.0	166	5.19	1	1	34t	5-34	62.8
WAS 10/2	L	1/1	43	20	46.5	164	3.81	1	0	25	7-37	64.5
@GB 10/16	L	1/1	44	28	63.6	321	7.3	0	1	45	3-22	76.0
@DAL 10/23	L	Inactive (ankle)										
NO 10/30	W	Inactive (ankle)										
@ARI 11/6	L	1/1	36	23	63.9	255	7.08	0	1	26	4-22	73.3
@CLE 11/13	W	1/1	15	26	57.7	155	5.96	1	1	24	1-7	71.8
SEA 11/20	L	1/1	40	20	50.0	181	4.53	1	1	30	5-38	60.5
ARI 11/27	L	1/1	31	17	54.8	203	6.55	1	0	35	2-17	85.8
@SF 12/4	L	Inactive										
@SEA 12/12	L	1/1	29	12	41.4	193	6.6	0	1	50	3-26	49.9
CIN 12/18	L	Inactive										
@PIT 12/24	L	Inactive										
SF 1/1/11	L	Inactive										
TOTALS	2-11	10/10	357	191	53.5	2,164	6.1	6	6	68	36-248	70.5

2010 ST. LOUIS RAMS

Game	W/L	P/S	Att	Cmp	Pct	Yds	Yds/ Att	TD	Int	Lg	Sk- Yds	Rtg
ARI 9/12	L	1/1	55	32	58.2	253	4.60	1	3	39	2-13	53.1
@OAK 9/19	L	1/1	25	14	56.0	167	6.68	2	1	36	3-32	86.6
WAS 9/26	W	1/1	37	23	62.1	235	6.35	1	1	30	1-3	78.1
SEA 10/3	W	1/1	41	23	56.1	289	7.05	2	1	49	4-28	84.3
@DET 10/10	L	1/1	45	23	51.1	215	4.78	0	2	30	1-2	46.1
SD 10/17	W	1/1	31	18	58.1	198	6.38	1	0	38T	3-15	87.8
@TB 10/24	L	1/1	26	13	50.0	126	4.85	2	0	19	1-2	89.6
CAR 10/31	W	1/1	32	25	78.1	191	5.97	2	0	33	2-7	112.4
@SF 11/14	L	1/1	42	30	71.4	251	5.97	1	0	25	3-23	94.4
ATL 11/21	L	1/1	42	27	64.2	233	5.54	2	1	25T	0-0	84.7
@DEN 11/21	W	1/1	37	22	59.4	308	8.32	3	0	45	2-0	113.3
@ARI 12/5	W	1/1	29	18	62.1	187	6.45	0	1	26	2-18	66.3
@NO 12/12	L	1/1	32	18	56.2	231	7.22	0	2	32	3-40	53.0
KC 12/19	L	1/1	43	21	48.8	181	4.21	0	2	25	3-26	40.9
SF 12/26	W	1/1	37	28	75.7	292	7.89	1	0	46	1-17	107.0
@SEA 1/2/11	L	1/1	36	19	52.8	155	4.31	0	1	20	3-18	52.4
TOTALS	7-9	16/16	590	354	60.0	3,512	5.95	18	15	49	34-244	76.5



81 | KENNY BRITT

Position:	Wide Receiver
Ht./Wt.:	6-3/223
Birth Date:	9/18/88
College:	Rutgers
Hometown:	Bayonne, N.J.
Experience:	6th year (1st Rams)
Acquired:	UFA(TEN)-2014

Career GP/GS (Playoffs): 57/30 (0/0)



TRANSACTIONS: Signed with the Rams (4/1/14)...selected by the Tennessee Titans in the first round (30th overall) of the 2009 NFL Draft.

PRO: In Britt's first two seasons (2009–2010), he led the team with a total of 1,476 receiving yards and tied for the team lead with 12 touchdown receptions...in that period of time, he ranked sixth in the NFL with a 17.6-yard receiving average. He began his third season on a torrid pace, catching 17 passes for 289 yards and three touchdowns before tearing his right ACL and MCL in the team's fourth game...in the first two games of 2011, Britt's 271 combined receiving yards ranked second in franchise history through the first two weeks of the season, trailing only Charley Hennigan's 347 in 1962...with 701 receiving yards as a rookie and 775 yards in 2010, Britt became the first Titans/Oilers player since Chris Sanders (1995–1996) to lead the squad in receiving yards in each of his first two seasons...recorded one of the best receiving games in Titans' franchise annals against the Eagles on Oct. 24, 2010, when he caught seven passes for 225 yards and three touchdowns...his yardage total ranked fifth in team history...in 2009, his rookie receiving yardage total (701 yards) ranked fifth in franchise rookie history and was the highest by a Titans rookie receiver since Chris Sanders' 823 yards in 1995.

2013 SEASON: Played in 12 games with three starts at wide receiver and caught 11 passes for 96 yards...**at Pittsburgh (9/8):** Started at wide receiver and caught one pass for 15 yards...**at Houston (9/15):** Started at wide receiver and hauled in four receptions for 28 yards.

2012 SEASON: Appeared in 14 games with 11 starts and tied for the team lead with four receiving touchdowns...ranked third on the team with 45 receptions and 589 receiving yards...led or tied for the team lead in receptions four times in 2012 (vs. CHI, at MIA, at IND, vs. JAX)...led the team in receiving yards four times in 2012 (vs. CHI, at MIA, at IND, at GB)...**vs. Detroit (9/23):** Started at wide receiver and snared six receptions for 55 yards...converted a third-and-three in the first quarter with a 17-yard grab on the left sideline...**vs. Pittsburgh (10/11):** Saw action as a reserve at wide receiver and caught four passes for 62 yards with a touchdown...kept the Titans' first scoring drive alive with a 15-yard catch on third-and-three in the opening stanza...tied the game at 23-23 with a five-yard touchdown catch with 4:19 left to play in the fourth quarter...**vs. Houston (12/2):** Started at wide receiver and notched two receptions for 40 yards and a touchdown...hauled in a 34-yard touchdown strike from Jake Locker...**at Indianapolis (12/9):** Started at wide receiver and led the team with eight receptions and 143 receiving yards.

2011 SEASON: Started the first three games at wide receiver and registered 17 receptions for 289 yards and three touchdowns...was placed on injured reserve on Sept. 28, 2011 after suffering a season-ending knee injury against Denver (9/25/11)...his 271 receiving yards over the first two weeks of the season were the second most in franchise history through first two weeks, behind only Charley Hennigan, who had 347 in 1962...**at Jacksonville (9/11):** Started at wide receiver and led the team with 136 receiving yards on five receptions, including two touchdowns catches...hauled in a shovel pass from Matt Hasselbeck and raced 80 yards for a touchdown in the third quarter...**vs. Baltimore (9/18):** Started at wide receiver and snared a career-best nine receptions for 135 yards with a touchdown.

2010 SEASON: Appeared in 12 games with six starts at wide receiver...finished second on the team with 42 receptions and led the squad with 775 receiving yards and nine receiving touchdowns...placed seventh in the NFL with an 18.5-yard receiving average...led or tied for the team lead in receptions four times in 2010 (vs. PIT, at DAL, vs. PHI, vs. HST)...led the team in receiving yards four times in 2010 (at DAL, vs. PHI, vs. HST, at IND)...a right hamstring injury suffered at San Diego (10/31) caused him to miss four games...**vs. Philadelphia (10/24):** Led the team and tied a career high with seven receptions for a career-best 225 yards and three touchdowns...the 225 receiving yards were the fifth most in franchise history and the most since Drew Bennett amassed 233 yards against Kansas City (12/13/04)...hauled in a 26-yard touchdown catch in the corner of the end zone...notched a 34-yard reception down the left sideline...**vs. Houston (12/19):** Led the team with six receptions and 128 receiving yards...kickstarted the Titans' second touchdown drive with a 59-yard reception off a deflected pass in the first quarter.

2009 SEASON: In his rookie season, led the team with 701 receiving yards and finished fourth on the squad with 42 receptions...was one of two Titans rookies in 2009 to play in all 16 games, recording six starts...ranked fifth in franchise rookie history in receiving yards and produced the highest receiving yardage total by a Titans rookie receiver since Chris Sanders' 823 yards in 1995...tied for sixth in team annals in receptions by a rookie...ranked eighth in the NFL with a 16.7-yard receiving average...led the team in receiving yards six times (at PIT, at NYJ, at JAX, at HST, vs. ARI, vs. STL), and led or tied for the team lead in receptions four times (at NYJ, at JAX, at HST, vs. ARI). Registered two 100-yard receiving games (at JAX, vs. ARI)...**vs. Arizona (11/29):** Tied a career-best with seven receptions for a career-high 128 yards, including the game-winning score in the Titans' 20-17 come-from-behind victory...hauled in a 51-yard catch in the fourth quarter...registered a 10-yard touchdown catch in the back of the end zone on fourth-and-goal with no time remaining in the game.

COLLEGE: In a three-year career at Rutgers University (34 games, 31 starts), set a Big East Conference record with 3,043 receiving yards. He additionally became Rutgers' all-time leader in career touchdown receptions (17, tied with Chris Brantley), consecutive 100-yard receiving game (five in 2008), career 100-yard receiving games (14), single-season receiving yards (1,371

in 2008) and single-season receptions (87 in 2008). His 178 career receptions ranked third in Rutgers history and fourth in Big East history. Britt's 14 career 100-yard games set a school record and tied former Pittsburgh wide receiver Larry Fitzgerald's conference record...as a junior (2008), named Associated Press third-team all-American, all-Big East first-team selection and unanimous all-conference media selection. Ranked second in nation in receiving yards per game (114.2) and eighth in nation in receptions per contest (7.4). Led Big East and tied Rutgers records with 87 total receptions and 1,371 receiving yards. Recorded eight 100-yard games, including school-record five consecutive 100-yard efforts...as a sophomore (2007), was second-team all-Big East selection after finishing second on team with 62 receptions for then-school-record (broke in 2008) 1,232 yards, an average of 19.9 yards per catch. Scored eight touchdowns...as a freshman (2006), played nine games, including starts in six of final seven contests, and totaled 29 receptions for 440 yards and two touchdowns. Totaled nine plays of 20 yards or longer...majored in criminal justice.

PERSONAL: Married to Sabrina and splits time between Nashville and Bayonne, N.J., with his son, Aiden, and his daughter, Ava...at Bayonne (N.J.) High School, earned first-team all-Hudson County honors from Hudson County Interscholastic Athletic Association, the *Star-Ledger* and *Jersey Journal*. Named fifth-best overall talent in New Jersey by Rivals.com after producing 24 receptions for 462 yards and six touchdowns...also participated in track and finished second in state in 50m-dash as senior...list of favorites: (movie) "The Bourne Ultimatum"; (TV shows) "Family Guy," "Bernie Mac" and "The Simpsons"; (music artist) Albee Al; (school subjects) math and black history; and (food) his father's lasagna...born Kenneth Lawrence Britt on Sept. 19, 1988 in Bayonne, N.J.

KENNY BRITT NFL STATS

REGULAR SEASON

Year	Team	GP/S	Receiving				
			No	Yds	Avg	Lg	TD
2009	Tennessee	16/6	42	701	16.7	57	3
2010	Tennessee	12/7	42	775	18.5	80t	9
2011	Tennessee	3/3	17	289	17.0	80t	3
2012	Tennessee	14/11	45	589	13.1	46	4
2013	Tennessee	12/3	11	96	8.7	15	0
Totals		57/29	157	2,450	15.6	80t	19

ADDITIONAL CAREER STATISTICS: Tackles: 2010 (2), 2011 (1), 2012 (3). Two-point conversions: Pass from Titans QB Kerry Collins vs. Pittsburgh (9/19/10), Pass from Matt Hasselbeck vs. Chicago (11/4/12).

SINGLE GAME HIGHS

Receptions – 9, vs. Baltimore (9/18/11)
 Yards – 225, vs. Philadelphia (10/24/10)
 Long– 80t, twice, last at Jacksonville (9/11/11)
 Touchdowns – 3, vs. Philadelphia (10/24/10)



90 | MICHAEL BROCKERS

Position:	Defensive Tackle
Ht./Wt.:	6-5/326
Birth Date:	12/21/90
College:	LSU
Hometown:	Houston, Tex.
Experience:	3rd year (3rd Rams)
Acquired:	D1-2012 (14th)

Career GP/GS (Playoffs): 29/28 (0/0)



TRANSACTIONS: Selected by St. Louis in the first round (14th overall) of the 2012 NFL Draft (4/26/12).

PRO : Third-year pro has played in 29 career games with 28 starts...has 9.5 sacks in his first two seasons, which ranks among the best in comparison with the defensive linemen drafted in the first round in 2012...named to the Pro Football Writers of America/Pro Football Weekly All-Rookie team in 2012.

2013 SEASON: Started 16 games at right defensive tackle...led all Rams defensive linemen with 75 tackles...finished with a career-high 5.5 sacks on the year...**vs. San Francisco (9/26):** Split a sack with DE Chris Long...made three tackles (two solo)...**vs. Jacksonville (10/6):** Sacked Jaguars QB Blaine Gabbert for a 4-yard loss...marked his first sack of the season...tallied four tackles (two solo)...also caused one fumble...**at Houston (10/13):** Recorded two sacks on Texans QB Matt Schaub...marks second consecutive game with a sack, pushes his season total to 3.5 and career to 7.5...added seven solo tackles, including three for loss...**vs. Seattle (10/28):** Tallied six tackles (one solo)...part of a defensive line that helped limit the Seahawks to just 44 rushing yards...**vs. Chicago (11/24):** Recorded two tackles (one solo)...also caused one fumble and had two quarterback pressures...**at San Francisco (12/1):** Sacked 49ers QB Colin Kaepernick...added a second sack on Kaepernick to give him four career multiple sack games...added seven tackles (two solo)...**vs. New Orleans (12/15):** Batted down a Saints K Garrett Hartley 36-yard field goal attempt...also recorded six tackles (four solo) and one hit on the quarterback...**at Seattle (12/29):** Posted a season-high 10 tackles (eight solo), including two for loss.

2012 SEASON: Named to Pro Football Weekly's All-Rookie Team...led all Rams defensive linemen in tackles (63) despite missing three games...also had 4.0 sacks and 13 quarterback pressures during rookie season...**vs. Seattle (9/30):** Saw his first NFL action, starting at right defensive tackle...recorded two assisted tackles...**vs. Green Bay (10/21):** Started at right defensive tackle...sacked Packers' QB Aaron Rodgers for a loss of four yards, his first career sack...notched a season-high seven tackles (four solo)...**vs. New England (10/28):** Saw action on defense...tallied two assisted tackles, a pass defended and three quarterback pressures...**at San Francisco (11/11):** Started at right defensive tackle...split a sack on 49ers QB Alex Smith with DE Robert Quinn for a two-yard loss...notched a solo sack on Smith to give him 1.5 on the day and 2.5 on the season...also made five tackles (three solo), one quarterback pressure and one hit on the quarterback...**vs. San Francisco (12/2):** Started at right defensive tackle...notched a season-high among Rams defensive linemen in tackles with 11 (five solo), including one for loss...**at Buffalo (12/9):** Started at right defensive tackle... split a sack on Buffalo QB Ryan Fitzpatrick on the first drive of the game... tallied a solo sack for a loss of six yards to push his season total to 4.0...forced a RB Fred Jackson fumble, which was recovered by LB James Laurinaitis and returned four yards...marks the first forced fumble of his career...also made six tackles (five solo), including one for loss...added two quarterback pressures and two quarterback hits...**vs. Minnesota (12/16):** Started at right defensive tackle...recorded seven tackles (two solo)...**at Tampa Bay (12/23):** Started at right defensive tackle...tallied five tackles (one solo)...also tipped one pass that was intercepted by DE Eugene Sims.

COLLEGE: Earned Associated Press second-team All-Southeastern Conference honors...in two seasons at Louisiana State, Brockers appeared in 27 games, starting 15 contests at left defensive tackle...credited with 79 tackles (34 solo), two sacks (16 yards), 11 stops for loss (33 yards) and five quarterback pressures...caused two fumbles, blocked one kick, intercepted one pass and deflected three others.

PERSONAL: Attended Chavez High School in Houston, Texas, playing football for Lobos head coach Mike Jackson...a dominating defensive end that was considered among the top prospects in the state of Texas for the Class of 2009...was rated the 10th defensive end in the country and 23rd prospect in the state of Texas by Rivals.com...Scout.com regarded him as the nation's 16th defensive end, with both recruiting services giving him a four-star rating...added Super Prep All-American honors while leading the Lobos to the first round of the Texas Class 5A state playoffs in 2008, as he also earned first-team All-Region and All-State honors as a senior...had previously established himself as one of the state's up-and-coming defenders after finishing his junior season with 59 tackles and 10 sacks in 2007...blocked one punt and one field goal...general studies major...one of five children of Tiffany Brockers...born Michael Seth Brockers on 12/21/90 in Houston, Texas.

MICHAEL BROCKERS NFL STATS

REGULAR SEASON

Year	Team	Tackles			Sk	Yds	Interceptions			Lg	TD	PD	Fumbles		
		G/S	Total	Solo			Asst	Int	Yds				FF	FR	Yds
2012	RAMS	13/12	63	31	32	4.0	18.5	0	0	0	0	2	1	0	0
2013	RAMS	16/16	75	40	35	5.5	24.0	0	0	0	0	0	2	0	0
Total		29/28	138	71	67	9.5	42.5	0	0	0	0	2	3	0	0

SINGLE GAME HIGHS

Total Tackles – 11, vs. San Francisco (12/2/12)

Solo Tackles – 8, at Seattle (12/29/13)

Sacks –2.0, two times, last at San Francisco (12/1/13)

MICHAEL BROCKERS NFL STATISTICS

2013 ST. LOUIS RAMS

Game	W/L	P/S	T	S	A	Sk	Yds	Int	Yds	Lg	TD	PD	FF	FR	Yds
ARI 9/8	W	1/1	4	3	1	0.0	0	0	0	0	0	0	0	0	0
@ATL 9/15	L	1/1	1	1	0	0.0	0	0	0	0	0	0	0	0	0
@DAL 9/22	L	1/1	5	2	3	0.0	0	0	0	0	0	0	0	0	0
SF 9/26	L	1/1	3	2	1	0.5	4.0	0	0	0	0	0	0	0	0
JAC 10/6	W	1/1	4	2	2	1.0	3.0	0	0	0	0	1	0	0	0
@HOU 10/13	W	1/1	7	7	0	2.0	4.0	0	0	0	0	0	0	0	0
@CAR 10/20	L	1/1	2	0	2	0.0	0	0	0	0	0	0	0	0	0
SEA 10/28	L	1/1	6	1	5	0.0	0	0	0	0	0	0	0	0	0
TEN 11/3	L	1/1	5	4	1	0.0	0	0	0	0	0	0	0	0	0
@IND 11/10	W	1/1	4	1	3	0.0	0	0	0	0	0	0	0	0	0
CHI 11/24	W	1/1	2	1	1	0.0	0	0	0	0	0	1	0	0	0
@SF 12/1	L	1/1	7	2	5	2.0	13.0	0	0	0	0	0	0	0	0
@ARI 12/8	L	1/1	6	2	4	0.0	0	0	0	0	0	0	0	0	0
NO 12/15	W	1/1	6	4	2	0.0	0	0	0	0	0	0	0	0	0
TB 12/22	W	1/1	3	0	3	0.0	0	0	0	0	0	0	0	0	0
@SEA 12/29	L	1/0	10	8	2	0.0	0	0	0	0	0	0	0	0	0
TOTAL	7-9	16/16	75	40	35	5.5	24.0	0	0	0	0	2	0	0	0

2012 ST. LOUIS RAMS

Game	W/L	P/S	T	S	A	Sk	Yds	Int	Yds	Lg	TD	PD	FF	FR	Yds
@DET 9/9	L														
WAS 9/16	W														
@CHI 9/23	L														
SEA 9/30	W	1/1	2	0	2	0.0	0	0	0	0	0	0	0	0	0
ARI 10/4	W	1/1	2	2	0	0.0	0	0	0	0	0	0	0	0	0
@MIA 10/14	L	1/1	1	0	1	0.0	0	0	0	0	0	0	0	0	0
GB 10/21	L	1/1	7	4	3	1.0	4	0	0	0	0	0	0	0	0
NE 10/28	L	1/0	2	0	2	0.0	0	0	0	0	0	1	0	0	0
@SF 11/11	T	1/1	5	3	2	1.5	8	0	0	0	0	0	0	0	0
NYJ 11/18	L	1/1	6	4	2	0.0	0	0	0	0	0	0	0	0	0
@ARI 11/25	W	1/1	6	3	3	0.0	0	0	0	0	0	0	0	0	0
SF 12/2	W	1/1	11	5	6	0.0	0	0	0	0	0	0	0	0	0
@BUF 12/9	W	1/1	6	5	1	1.5	6.5	0	0	0	0	0	0	1	0
MIN 12/16	L	1/1	7	2	5	0.0	0	0	0	0	0	0	0	0	0
@TB 12/23	W	1/1	5	1	4	0.0	0	0	0	0	0	1	0	0	0
@SEA 12/30	L	1/1	3	2	1	0.0	0	0	0	0	0	0	0	0	0
TOTAL	7-8-1	13/12	63	31	32	4.0	18.5	0	0	0	0	2	1	0	0



86 | MASON BRODINE

Position:	Tight End
Ht./Wt.:	6-7/284
Birth Date:	2/18/88
College:	Nebraska-Kearney
Hometown:	Elm Creek, Neb.
Experience:	1st year (1st Rams)
Acquired:	FA-2012

Career GP/GS (Playoffs): 2/0 (0/0)



TRANSACTIONS: Signed to a future contract with the Rams (12/30/13)..signed to the Rams practice squad (9/1/13), after signing a futures contract with Rams (12/31/12)...waived from Rams practice squad (12/11/12)...signed to Rams practice squad (11/6/12)...waived from Rams practice squad (10/30/12)...signed to Rams practice squad (10/10/12)...waived from Rams practice squad (10/5/12)...signed to Rams practice squad (9/19/12)...waived by St. Louis (8/31/12)...claimed by St. Louis off waivers from Oakland (8/28/12)...waived by Oakland (8/27/12)...signed by Raiders as exclusive-rights player (4/2/12)...signed by Raiders to active roster (12/17/11)...signed by Raiders to practice squad (9/5/11)...waived by Raiders (9/3/11)...signed by Raiders as an undrafted rookie free agent (7/31/11).

PRO: Played in two games as a rookie in 2011 with Oakland after his promotion from the practice squad...spent majority of 2012 season on Rams practice squad.

2013: Spent 16 weeks on the Rams' practice squad.

2012: Spent 13 weeks on the Rams' practice squad.

2011: In training camp with the Raiders...spent majority of season on the practice squad...Signed to active roster on 12/17... (12/18) vs. DET: Made NFL debut, seeing action on special teams...(12/24) at KC: Saw playing time on special teams...(1/1/12) vs. SD: Inactive for season finale.

COLLEGE: Played four years at Nebraska-Kearney...finished career as school's all-time leader with 23½ sacks...also registered 155 total tackles...two-time all-region selection and a two-time first-team All-Rocky Mountain Athletic Conference honoree, registered 5.5 sacks and nine tackles for loss as a senior...also had four passes defensed and blocked two kicks...totaled 44 tackles (23 solo) as a junior, along with 13 tackles for loss and eight sacks...also had one interception and one blocked kick that season... as a sophomore, recorded 35 tackles and seven sacks in a reserve role.

PERSONAL: Attended Elm Creek (Neb.) High School...led team to 2004 and 2005 Class DI state playoffs... two-time honorable-mention all-state performer in football, also played basketball and competed in track and field...finished third in the state Class C discus finals as a senior...father played football at Nebraska-Kearney.



57 | SAMMY BROWN

Position:	Defensive End
Ht./Wt.:	6-2/254
Birth Date:	4/17/90
College:	Houston
Hometown:	Wiggins, Miss.
Experience:	2nd year (2nd Rams)
Acquired:	FA-2012

Career GP/GS (Playoffs): 1/0 (0/0)



TRANSACTIONS: Promoted to the Rams active roster (11/30/12)...signed to the Rams practice squad (9/14/12), after being released (8/31/12)...signed with the Rams as an undrafted rookie free agent (5/5/12).

2013 SEASON: Spent time on the Rams' practice squad, before being promoted to the active roster (12/24).

2012 SEASON: Spent time on the Rams' practice squad, before being promoted to the active roster (11/30)...declared inactive for two games and did not play in two...**vs. San Francisco (12/2):** Saw his first NFL action.

COLLEGE: Named Associated Press Third-Team All-American and was First-Team All-Conference USA as a senior...led the nation with 30 tackles-for-loss and ranked among the national leaders in sacks with 13.5 in 2011...broke the school record for tackles-for-loss in a season (30) and finished No. 2 all-time in school history for sacks, just one half sack off the school mark... won National Defensive Player of the Week honors following his three-sack and 4.5 tackles-for-loss effort against SMU...had at least one TFL in 11-of-14 games played as a senior...as a junior, led Conference USA and ranked fifth in the NCAA in tackles for loss with 20...tied for fourth in Conference USA in quarterback sacks...spent two seasons at Mississippi Gulf Coast Community College...Second-Team All-State Mississippi Association of Junior Colleges as a sophomore... Registered 64 tackles, one forced fumble and two interceptions...majored in sociology.



92 | ALEX CARRINGTON

Position:	Defensive Tackle
Ht./Wt.:	6-5/301
Birth Date:	6/19/87
College:	Arkansas State
Hometown:	Tupelo, Miss.
Experience:	5th year (1st Rams)
Acquired:	UFA(BUF)-2014

Career GP/GS (Playoffs): 44/9 (0/0)



TRANSACTIONS: Signed with the Rams (3/26/14)...declared a free agent (3/11/14)...originally drafted by the Buffalo Bills in the third-round (72nd overall) in the 2010 NFL Draft.

PRO: Fifth-year pro has played in 44 career games with nine starts...has blocked six kicks (four field goals, two extra points) in his career, along with 4.0 sacks.

2013 SEASON: Vs. New England (9/8): Made his first career Kickoff Weekend start...tallied four tackles (two solo) along with a tackle for a loss...placed on injured/reserve (11/23/13).

2012 SEASON: Appeared in all 16 games, blocking four kicks (three field goals, one extra point), a new Bills record since complete records became available in 1988...**vs. Kansas City (9/16):** Recorded a strip-sack of Chiefs QB Matt Cassel in the second quarter, his third career sack and first career forced fumble...loose ball was recovered by Bills DE Mario Williams and takeaway was converted into a touchdown...**vs. New England (9/30):** Matched a career-high of three tackles (one solo), with a stop for a loss...**at Arizona (10/14):** Blocked K Jay Feely's 38-yard field goal attempt with two seconds remaining to force overtime...recorded one assisted tackle...**at Houston (11/4):** Credited with a blocked field goal just before halftime the fourth blocked kick of his three year career...was the first Bill since 1996 (Bruce Smith-3) to block two or more field goals in one season...**vs. Jacksonville (12/2):** Tallied one sack...added four tackles, two tackles for loss and one quarterback hit...**at Miami (12/23):** Blocked Dolphins K Nate Kaeding's 46-yard field goal attempt on Miami's opening drive...the blocked kick marked the fourth altered field goal or extra point attempt by Carrington on the season...added one pass deflection.

2011 SEASON: At Kansas City (9/11): Saw significant action at OLB...**vs. Philadelphia (10/9):** Tipped a Michael Vick pass that led to the team's first interception by Reggie Corner in the first quarter...posted two tackles including one for loss...**at New York Giants (10/16):** Recorded his first career blocked field goal...the first Bills blocked field goal since Spencer Johnson at Atlanta (12/27/09)...**vs. Washington (10/30):** Made his first NFL start at defensive end...made two tackles...**vs. New York Jets (11/6):** Posted first sack of the season...added three tackles...**at San Diego (12/11):** Blocked an extra point after Chargers' second touchdown - first by a Bill since Phil Hansen at Kansas City (9/14/97).

2010 SEASON: Finished his rookie season with eight total tackles, including 1.0 sack and a pass defended...**vs. New York Jets (10/3):** Saw his first NFL action and played in the defensive line rotation and on special teams...**vs. Pittsburgh (11/28):** Saw his most action of the season, after DE Dwan Edwards left with an injury, tallied two tackles and a sack, the first of his NFL career.

COLLEGE: Started 42-of-44 games with 146 tackles (95 solo) and 21.5 sacks... became the sixth player in school history to compete in the Senior Bowl and first since 1980 (QB Gene Bradley)...21.5 career sacks finished fourth in conference history and second in school annals...All-Sun Belt Conference first-team selection in 2009...named by the Little Rock Touchdown Club as its Arkansas State Player of the Year for the second year in a row...started all 12 games recording 41 tackles (28 solo) while tying for the conference lead with nine sacks, ranking T-25th in the nation...part of a defense that led the conference in total defense, holding opponents to 340.5 yards per game and 23.25 points per game...tied a Sun Belt game-record with four sacks vs. Western Kentucky...named the Sun Belt Conference Defensive Player of the Year and College Football News second-team All-American selection in 2008...10.5 sacks ranked 14th in the nation finished one shy of the conference record... notched a career-high 53 tackles (36 solo) with 19.0 tackles for loss with two pass break-ups and one interception...first defensive lineman to win the conference Defensive Player of the Year Award since 2005 and the fourth defensive lineman to ever receive the honor...honorable mention all-Sun Belt Conference selection in 2007...made the switch to left defensive end, starting all 12 games...tallied 38 tackles (20 solo)...posted a sack of minus eight yards vs. University of Louisiana-Lafayette...in 2006, made six starts in eight games at defensive end, totaling 14 tackles (11 solo)... recorded a sack for minus nine yards vs. Southern Methodist University along with a forced fumble...redshirted in 2005.

PERSONAL: Graduated with a degree in psychology... helped lead Tupelo (Tupelo, MS) High School to the quarterfinals of the state playoffs as a senior in 2004 while posting 84 tackles, six sacks and three forced fumbles...all-region selection and recipient of the Coach's Award...added team MVP and Daily Journal all-state first-team honors in 2004.



89 | JARED COOK

Position:	Tight End
Ht./Wt.:	6-5/254
Birth Date:	4/7/87
College:	South Carolina
Hometown:	Suwanee, Ga.
Experience:	6th year (2nd Rams)
Acquired:	UFA(TEN)-2013

Career GP/GS (Playoffs): 75/24 (0/0)



TRANSACTIONS: Signed with the St. Louis Rams as a free agent (3/13/12)...selected by the Titans in the third round (89th overall) of the 2009 NFL Draft.

PRO: Sixth-year pro enters his sixth NFL season, second as a Ram...in his first season as a Ram, he set a new record for most receiving yards in a season by a Rams tight end (671)...in his Rams' debut, he caught seven passes for 141 yards, the most yards by a tight end in a single game in franchise history...after a rookie season in which he played sparingly, putting up nine receptions for 74 yards, he enjoyed a strong sophomore campaign with 29 receptions for 361 yards and a touchdown...tied for 10th among NFL tight ends in the second half of the 2010 season with 26 catches in the final eight games...made further strides in 2011 by setting career highs in every receiving category, including a total of 759 receiving yards, which ranked second in Titans/Oilers history for a tight end (768 by Frank Wycheck in 1998)...widely considered one of the top playmakers at his position coming out of college, the Titans thought highly enough of him that they traded a 2010 second-round draft choice to the New England Patriots to acquire him in the third round of the 2009 NFL Draft.

2013 SEASON: Played in 16 games, 13 starts...caught 51 passes for 671 yards...set a new record for most receiving yards in a season by a Rams tight end (671)...set two all-time, single-season franchise records for Rams' tight ends with his 51 receptions for 671 yards, both marks are the most by a tight end in Rams history...previously, TE Pete Holohan had 59 receptions in 1988 and Mike Barber had 657 receiving yards in 1983...**vs. Arizona (9/8):** Hauled in a 13-yard touchdown pass from QB Sam Bradford...his first touchdown as a Ram...he brought in a second touchdown from Bradford on a 1-yard pass...marked his first multi-touchdown game of his career and pushes his career total to 10...he finished with 141 receiving yards, the most by a Rams' tight end in history...the performance is his second-highest career total, behind his 169 yards vs. Jacksonville (12/24/11), as a member of the Titans...marked his third 100-yard plus game of his career...**vs. Tennessee (11/3):** Started at tight end...caught his third touchdown pass of the season...totaled three passes for 36 yards...**vs. Chicago (11/24):** Started at tight end...led the team in receiving yards with 80 on four catches and one touchdown...tied a personal best for touchdowns in a season...**at San Francisco (12/1):** Started at tight end...led the team in receiving yards with 49 on three catches...**at Arizona (12/8):** Saw action on offense...led the team in receiving yards with 49 on three receptions...**at Seattle (12/29):** Started at tight end...registered a two-yard touchdown pass from QB Kellen Clemens...with the score, established a new personal best with five touchdowns this season.

Set a new record for most receiving yards by a Rams tight end (671) in 2013.



2012 SEASON: Played in 13 games with five starts at tight end and tied for the team lead with four receiving touchdowns. Despite missing the final three games, ranked fourth on the team with 44 receptions and 523 receiving yards. Was placed on injured reserve on Dec. 13, 2012. Led the team in receptions once in 2012 (at JAC). Led the team in receiving yards once in 2012 (vs. NE)...**vs. New England (9/9):** Started at tight end and led the team with 64 receiving yards on four catches. Converted a third-and-six with a 19-yard grab over the middle late in the first quarter. Kickstarted the Titans' touchdown drive with a 35-yard reception early in the third quarter...**at San Diego (9/16):** Started at tight end and hauled in three receptions for 23 yards...**vs. Detroit (9/23):** Started at tight end and snared four catches for 77 yards and a touchdown before leaving the game in the second quarter with an injury. Gave the Titans a 17-6 lead with a 61-yard touchdown on a catch-and-run with 13:00 remaining in the second quarter...**at Houston (9/30):** Played as a reserve at tight end and caught three passes for 36 yards. Snared a 25-yard catch from Matt Hasselbeck on the final play of the first quarter...**at Minnesota (10/7):** Saw action as a reserve at tight end and grabbed five receptions for 37 yards, including a touchdown. Hauled in a 10-yard touchdown pass from Matt Hasselbeck with 10:35 remaining in the fourth quarter...**vs. Pittsburgh (10/11):** Played as a reserve at tight end and snared four catches for 54 yards. Helped set up the Titans' field goal before the half with a 19-yard catch late in the second quarter. Set up the Titans' game-winning field goal with a 25-yard catch-and-run to the Steelers' 25-yard line with 32 seconds left to play in the game...**at Buffalo (10/21):** Saw action as a reserve at tight end and grabbed two receptions for 37 yards. Extended the Titans' third touchdown drive with a pair of third down conversions: an eight-yard grab on third-and-6 and a 29-yard catch-and-run on third-and-6...**vs. Indianapolis (10/28):**

Played as a reserve at tight end and snared three receptions for 45 yards. Extended the Titans' first scoring drive with a 16-yard grab on third-and-5 in the opening stanza. Hauled in a 29-yard reception on the Titans' scoring drive in the fourth quarter...**vs. Chicago (11/4)**: Started at tight end and collected two receptions for six yards...**at Miami (11/11)**: Played as a reserve at tight end and hauled in one touchdown reception for 26 yards. Extended the Titans' lead to 31-3 with a leaping, 26-yard touchdown reception on third-and-15 with 6:54 remaining in the third stanza...**at Jacksonville (11/25)**: Saw action as a reserve at tight end and led the team with six receptions for 47 yards. Extended the Titans' scoring drive in the third quarter with a 15-yard catch on third-and-14...**Houston (12/2)**: Started at tight end and notched four receptions for 51 yards. Kickstarted the Titans' initial scoring drive with a diving 25-yard grab in the opening quarter...**at Indianapolis (12/9)**: Played as a reserve at tight end and caught three passes for 20 yards with a touchdown. Gave the Titans an early 7-0 lead with a leaping, 18-yard touchdown catch on third-and-six with 10:10 left to play in the first quarter.

2011 SEASON: Played in all 16 games with five starts at tight end and finished second on the team with a career-best 759 receiving yards, a total that also ranks second in franchise history by a tight end behind only Frank Wycheck's 768 yards in 1998. Ranked third on the team with 49 catches. Tied for the team lead in receptions four times in 2011 (at CLE, at IND, vs. JAX, at HST). Led the team in receiving yards three times in 2011 (at CLE, at IND, vs. JAX)...**at Cleveland (10/2)**: Tied for the team lead with two receptions for a team-best 93 receiving yards and a touchdown. Extended the Titans lead to 14-6 with an 80-yard touchdown on a catch-and-run play down the left sideline with 13:59 left to play in the second quarter...**vs. Houston (10/23)**: Snared two receptions for 22 yards with a touchdown. Got the Titans on the scoreboard with a five-yard touchdown reception in the corner of the end zone on fourth-and-goal with 5:34 remaining in the third quarter...**vs. Indianapolis (10/30)**: Set up the Titans' first touchdown with a 32-yard reception on a third-and-6 late in the second quarter...**at Atlanta (11/20)**: Caught five passes for 51 yards. Kickstarted the Titans' scoring drive at the end of the first half with a 20-yard catch. Hauled in a 22-yard pass from Jake Locker on fourth-and-17 during the touchdown drive late in the final quarter...**at Indianapolis (12/18)**: Led the team with a career-high nine receptions and a career-best 103 receiving yards. It was his first career 100-yard game. Extended a Titans' touchdown drive with a nine-yard catch on third-and-1 in the fourth quarter...**vs. Jacksonville (12/24)**: Led the team with eight receptions and a career-high 169 yards with a score. The 169 receiving yards set a new single-game franchise record for a tight end. Set up the Titans' first field goal with an 18-yard grab over the middle in the first quarter. Gave the Titans a 10-0 lead with a 55-yard touchdown catch over the deep middle with 4:39 left to play in the first stanza. Helped run out the clock with a 29-yard reception on third-and-five late in the fourth quarter...**at Houston (1/1)**: Tied for the team lead with four receptions for 63 yards. Helped set up the Titans' first touchdown of the afternoon with a 25-yard grab down to the Texans' four-yard line in the second quarter.

2010 SEASON:: Appeared in all 16 games with one start at tight end and collected 29 receptions for 361 yards with a touchdown. Over the final eight games of the season, tied for 10th among NFL tight ends with 26 receptions. Led or tied for the team lead in receptions four times in 2010 (at HOU, vs. JAX, at KC, at IND). Led the team in receiving yards twice in 2010 (vs. JAX, at KC)...**at San Diego (10/31)**: Caught one pass for 36 yards. Registered a solo tackle on special teams coverage units. Extended a Titans' scoring drive with a career-long 36-yard reception down the right sideline on third-and-4 in the first quarter...**at Houston (11/28)**: Tied for the team lead with four receptions for 40 yards. Drew a 20-yard pass interference penalty in the fourth quarter. Hauled in a 23-yard reception late in the fourth quarter...**vs. Jacksonville (12/5)**: Led the team with four receptions and 47 receiving yards. Extended a Titans' scoring drive by grabbing a seven-yard reception on fourth-and-6 in the fourth quarter...**vs. Houston (12/19)**: Made his first career start at tight end and hauled in three receptions for 42 yards. Hauled in a 27-yard reception along the left sideline in the third quarter...**at Kansas City (12/26)**: Led the team with five receptions and 96 receiving yards with his first career touchdown. Hauled in a 28-yard pass with an over-the-shoulder grab in the second quarter. Extended the Titans' second touchdown drive with a 22-yard reception on third-and-15 in the third quarter. On the next play, scored his first career touchdown on a 22-yard grab...**at Indianapolis (1/2)**: Led the team with seven receptions for 58 yards. Hauled in an 18-yard reception on third-and-8 late in the second quarter.

2009 SEASON:: Posted nine receptions for 74 yards in 14 games during rookie campaign...**vs. Houston (9/20)**: Made his NFL debut as a reserve...**at Jacksonville (10/4)**: Grabbed two catches for 11 yards, including his first career NFL reception, a five-yard pass from Kerry Collins...**vs. Indianapolis (10/11)**: Totaled season-high three receptions for 27 yards...**vs. Arizona (11/29)**: Made two key receptions for 29 total yards during game-winning touchdown drive in the fourth quarter, including a 17-yard catch on third-and-5.

COLLEGE: As a junior (2008), earned first-team All-SEC recognition by league's coaches and second-team accolades from Associated Press and Rivals.com...named one of eight semifinalists for Mackey Award, given to nation's top tight end...appeared in 13 games with 11 starts. Ranked second on team with 37 receptions and 573 receiving yards while leading team with 15.5-yard reception average. Had team's two longest receptions of season—a 66-yard touchdown against Arkansas (11/8) and 63-yard reception at Ole Miss (10/4). At Vanderbilt (9/4), had career-best day, recording eight receptions for 111 yards...as a sophomore (2007), moved permanently to tight end and appeared in 12 games with three starts. Ranked third on squad with 30 receptions for 421 yards (second on team). His 14.0-yard receiving average was highest for any player on team with more than two receptions...as a redshirt freshman (2006), split season between tight end and wide receiver. Saw action in 12 games and caught six passes for 113 yards, an average of 18.8 yards per catch...redshirted in 2005...majored in retail.

JARED COOK NFL STATISTICS

REGULAR SEASON

Year	Team	Receiving						Rushing					
		G/S	No	Yds	Avg	Lg	TD	Att	Yds	Avg	Lg	TD	
2009	Tennessee	14/0	9	74	8.2	17	0	0	0	0.0	0	0	
2010	Tennessee	16/1	29	361	12.4	36	1	0	0	0.0	0	0	
2011	Tennessee	16/5	49	759	15.5	80t	3	0	0	0.0	0	0	
2012	Tennessee	13/5	44	523	11.9	61t	4	0	0	0.0	0	0	
2013	RAMS	16/13	51	671	13.2	47	5	0	0	0.0	0	0	
TOTALS		75/24	182	2,388	13.1	80t	13	0	0	0.0	0	0	

ADDITIONAL CAREER STATISTICS: Tackles: 2009 (1), 2011 (1), 2012 (1); Special Teams Tackles - 2010 (7), 2011 (2); Kickoff Returns - 1 for 3 yards in 2010.

SINGLE GAME HIGHS

Receptions - 9, at Indianapolis (12/18/11)
 Receiving yards - 169, vs. Jacksonville (12/24/11)
 Long Reception - 80t, at Cleveland (10/2/11)
 Touchdowns - 2, vs. Arizona (9/8/13)

JARED COOK GAME-BY-GAME STATS

2013 ST. LOUIS RAMS

Game	W/L	P/S	Receiving				Rushing					
			No	Yds	Avg	Lg	TD	Att	Yds	Avg	Lg	TD
ARI 9/8	W	1/1	7	141	20.1	47	2	0	0	0.0	0	0
@ATL 9/15	L	1/1	1	10	10.0	10	0	0	0	0.0	0	0
@DAL 9/22	L	1/1	5	44	8.8	19	0	0	0	0.0	0	0
SF 9/26	L	1/1	4	45	11.3	18	0	0	0	0.0	0	0
JAC 10/6	W	1/1	3	26	8.7	14	0	0	0	0.0	0	0
@HOU 10/13	W	1/0	2	45	22.5	34	0	0	0	0.0	0	0
@CAR 10/20	L	1/0	4	33	8.3	13	0	0	0	0.0	0	0
SEA 10/28	L	1/1	3	31	10.3	19	0	0	0	0.0	0	0
TEN 11/3	L	1/1	3	36	12.0	17	1	0	0	0.0	0	0
@IND 11/10	W	1/1	1	17	17.0	17	0	0	0	0.0	0	0
CHI 11/24	W	1/1	4	80	20.0	29	1	0	0	0.0	0	0
@SF 12/1	L	1/1	3	49	16.3	20	0	0	0	0.0	0	0
@ARI 12/8	L	1/0	3	49	16.3	31	0	0	0	0.0	0	0
NO 12/15	W	1/1	1	8	8.0	8	0	0	0	0.0	0	0
TB 12/22	W	1/1	2	27	13.5	18	0	0	0	0.0	0	0
@SEA 12/29	L	1/1	5	30	6.0	14	1	0	0	0.0	0	0
TOTAL	7-9	16/13	51	671	13.2	47	5	0	0	0.0	0	0

2012 TENNESSEE TITANS

Game	W/L	P/S	Receiving				Rushing					
			No	Yds	Avg	Lg	TD	Att	Yds	Avg	Lg	TD
NE 9/9	L	1/1	4	64	16.0	35	0	0	0	0.0	0	0
@SD 9/16	L	1/1	3	23	7.7	13	0	0	0	0.0	0	0
DET 9/23	W	1/1	4	77	19.3	61t	1	0	0	0.0	0	0
@HOU 9/30	L	1/0	3	36	12.0	25	0	0	0	0.0	0	0
@MIN 10/7	L	1/0	5	37	7.4	10t	1	0	0	0.0	0	0
PIT 10/11	W	1/0	4	54	13.5	25	0	0	0	0.0	0	0
@BUF 10/21	W	1/0	2	37	18.5	29	0	0	0	0.0	0	0
IND 10/28	L	1/0	3	45	15.0	29	0	0	0	0.0	0	0
CHI 11/4	L	1/1	2	6	3.0	7	0	0	0	0.0	0	0
@MIA 11/11	W	1/0	1	26	26.0	26t	1	0	0	0.0	0	0
@JAC 11/25	L	1/0	6	47	7.8	15	0	0	0	0.0	0	0
HOU 12/2	L	1/1	4	51	12.8	25	0	0	0	0.0	0	0
@IND 12/9	L	1/0	3	20	6.7	18t	1	0	0	0.0	0	0
NYJ 12/17	W									Inactive		
@GB 12/23	L									Inactive		
JAC 12/30	W									Inactive		
TOTALS	6-10	13/5	44	523	11.9	61t	4	0	0	0.0	0	0

2011 TENNESSEE TITANS

Game	W/L	P/S	Receiving				Rushing					
			No	Yds	Avg	Lg	TD	Att	Yds	Avg	Lg	TD
@JAC 9/11	L	1/1	1	7	7.0	7	0	0	0	0.0	0	0
BAL 9/18	W	1/0	2	37	18.5	33	0	0	0	0.0	0	0
DEN 9/25	W	1/0	2	12	6.0	6	0	0	0	0.0	0	0
@CLE 10/2	W	1/0	2	93	46.5	80t	1	0	0	0.0	0	0
@PIT 10/9	L	1/0	4	59	14.8	19	0	0	0	0.0	0	0
HOU 10/23	L	1/0	2	22	11.0	17	1	0	0	0.0	0	0
IND 10/30	W	1/0	2	40	20.0	32	0	0	0	0.0	0	0
CIN 11/6	L	1/0	4	47	11.8	15	0	0	0	0.0	0	0
@CAR 11/13	W	1/0	1	18	18.0	18	0	0	0	0.0	0	0
@ATL 11/20	L	1/0	5	51	10.2	22	0	0	0	0.0	0	0
TB 11/27	W	1/1	3	38	12.7	20	0	0	0	0.0	0	0
@BUF 12/4	W	1/0	0	0	0.0	0	0	0	0	0.0	0	0
NO 12/11	L	1/1	0	0	0.0	0	0	0	0	0.0	0	0
@IND 12/18	L	1/0	9	103	11.4	27	0	0	0	0.0	0	0
JAC 12/24	W	1/1	8	169	21.1	55t	1	0	0	0.0	0	0
@HOU 1/1	W	1/1	4	63	15.8	25	0	0	0	0.0	0	0
TOTALS	9-7	16/5	49	759	15.5	80t	3	0	0	0.0	0	0

2010 TENNESSEE TITANS

Game	W/L	P/S	Receiving				Rushing					
			No	Yds	Avg	Lg	TD	Att	Yds	Avg	Lg	TD
OAK 9/12	W	1/0	0	0	0.0	0	0	0	0	0.0	0	0
PIT 9/19	L	1/0	1	5	5.0	5	0	0	0	0.0	0	0
@NYG 9/26	W	1/0	0	0	0.0	0	0	0	0	0.0	0	0
DEN 10/3	L	1/0	1	17	17.0	17	0	0	0	0.0	0	0
@DAL 10/10	W	1/0	0	0	0.0	0	0	0	0	0.0	0	0
@JAC 10/18	W	1/0	0	0	0.0	0	0	0	0	0.0	0	0
PHI 10/24	W	1/0	0	0	0.0	0	0	0	0	0.0	0	0
@SD 10/31	L	1/0	1	36	36.0	36	0	0	0	0.0	0	0
@MIA 11/14	L	1/0	0	0	0.0	0	0	0	0	0.0	0	0
WAS 11/21	L	1/0	2	11	5.5	6	0	0	0	0.0	0	0
@HOU 11/28	L	1/0	4	40	10.0	23	0	0	0	0.0	0	0
JAC 12/5	L	1/0	4	47	11.8	18	0	0	0	0.0	0	0
IND 12/9	L	1/0	1	9	9.0	9	0	0	0	0.0	0	0
HOU 12/19	W	1/1	3	42	14.0	27	0	0	0	0.0	0	0
@KC 12/26	L	1/0	5	96	19.2	28	1	0	0	0.0	0	0
@IND 1/2	L	1/0	7	58	8.3	18	0	0	0	0.0	0	0
TOTALS	6-10	16/1	29	361	12.4	36	1	0	0	0.0	0	0

2009 TENNESSEE TITANS

Game	W/L	P/S	Receiving				Rushing					
			No	Yds	Avg	Lg	TD	Att	Yds	Avg	Lg	TD
@PIT 9/10	L					Inactive						
HOU 9/20	L	1/0	0	0	0.0	0	0	0	0	0.0	0	0
@NYJ 9/27	L	1/0	0	0	0.0	0	0	0	0	0.0	0	0
@JAC 10/4	L	1/0	2	11	5.5	6	0	0	0	0.0	0	0
IND 10/11	L	1/0	3	27	9.0	11	0	0	0	0.0	0	0
@NE 10/18	L	1/0	0	0	0.0	0	0	0	0	0.0	0	0
JAC 11/1	W	1/0	1	3	3.0	0	0	0	0	0.0	0	0
@SF 11/8	W	1/0	0	0	0.0	0	0	0	0	0.0	0	0
BUF 11/15	W	1/0	1	4	4.0	4	0	0	0	0.0	0	0
@HOU 11/23	W	1/0	0	0	0.0	0	0	0	0	0.0	0	0
ARI 11/29	W	1/0	2	29	14.5	17	0	0	0	0.0	0	0
@IND 12/6	L	1/0	0	0	0.0	0	0	0	0	0.0	0	0
STL 12/13	W					Inactive						
MIA 12/20	W	1/0	0	0	0.0	0	0	0	0	0.0	0	0
SD 10/25	L	1/0	0	0	0.0	0	0	0	0	0.0	0	0
@SEA 1/3	W	1/0	0	0	0.0	0	0	0	0	0.0	0	0
TOTALS	8-8	14/0	9	74	8.2	17	0	0	0	0.0	0	0



2 | BOBBY COWAN

Position:	Punter
Ht./Wt.:	6-4/219
Birth Date:	3/5/90
College:	Idaho
Hometown:	Vancouver, Wash.
Experience:	1st year (1st Rams)
Acquired:	FA-2014

Career GP/GS (Playoffs): 0/0 (0/0)



Signed with the Rams as a free agent (4/8/14)...spent part of the 2013 offseason with Oakland Raiders...two-time Idaho Special Teams Player of the Year...was a Ray Guy Award semi-finalist as a junior... has second (46.4 in 2011), third (45.1 in 2010) highest single-season averages...Idaho career punting average record holder (44.7) as well as total punts (259) and punting yards (11,570)...as a junior in 2011, was second in the nation in punting average with 46.41 per kick and earned second-team all-WAC honors...named First-Team All-WAC as a freshman...in high school was all-state punter for three seasons and all-state quarterback as a sophomore and senior...majored in business.



36 | BENNY CUNNINGHAM

Position: Running Back
Ht./Wt.: 5-10/217
Birth Date: 7/7/90
College: Middle Tennessee
Hometown: Nashville, Tenn.
Experience: 2nd year (2nd Rams)
Aquired: FA-2013

Career GP/GS (Playoffs): 14/0 (0/0)



TRANSACTIONS: Signed with the Rams as an undrafted rookie free agent (4/30/13).

2013 SEASON: Signed. Played in 14 games...rushed 47 times for 261 yards and one touchdown...caught six passes for 59 yards...also saw action on kickoff returns... **vs. Jacksonville (10/6):** Saw action on offense and special teams...rushed four times for 13 yards...returned two kickoffs for 52 yards, including a long of 32 yards...**at Indianapolis (11/10):** Saw action on offense and special teams...rushed seven times for a team-leading and personal best 72 yards...included a career long rush of 56 yards...**vs. Chicago (11/24):** Saw action on offense and special teams...notched his first 100-yard game of his career, rushed 13 times for 109 yards, an 8.4-yard average...tallied his first career touchdown on a 9-yard rush.

COLLEGE: Second team All-Sun Belt Conference as a senior...twice named SBC Offensive Player of the Week as a senior...named to the Doak Walker Award Watch List...Honorable Mention All-SBC Freshman Team by the league's beat writers...played in just five games as a senior and rushed for 600 yards and 11 touchdowns...was leading SBC in rushing and scoring when he suffered a season-ending injury in the team's sixth game...appeared in 37 games with the Blue Raiders.

PERSONAL: TSWA All-State and the Region Player of the Year as a high school senior after setting school records in single-season rushing yards (1,744), career touchdowns (60), touchdowns in a game (five), touchdowns in a season (29).

BENNY CUNNINGHAM NFL STATISTICS

Year	Team	Receiving					Rushing					
		G/S	No	Yds	Avg	Lg	TD	Att	Yds	Avg	Lg	TD
2013	RAMS	14/0	6	59	9.8	18	0	47	261	5.6	56	1
TOTALS		14/0	6	59	9.8	18	0	47	261	5.6	56	1

ADDITIONAL CAREER STATISTICS: Special Teams Tackles: 2013 (3).

BENNY CUNNINGHAM GAME-BY-GAME STATS

2013 ST. LOUIS RAMS		Receiving					Rushing					Returns											
Game	W/L	G/S	No	Yds	Avg	Lg	TD	Att	Yds	Avg	Lg	TD	PR	FC	YDS	LG	TD	KR	YDS	AVG	LG	TD	
ARI 9/8	W	1/0	0	0	0.0	0	0	0	0	0.0	0	0	0	0	0	0	0	0	2	46	23.0	25	0
@ATL 9/15	L	1/0	0	0	0.0	0	0	2	0	0.0	0	0	0	0	0	0	0	1	25	25.0	25	0	
@DAL 9/22	L	1/0	1	6	6.0	6	0	4	16	4.0	9	0	0	0	0	0	0	2	46	23.0	25	0	
SF 9/26	L	1/0	1	17	17.0	17	0	4	6	1.5	7	0	0	0	0	0	0	3	74	24.7	32	0	
JAC 10/6	W	1/0	0	0	0.0	0	0	4	13	3.3	6	0	0	0	0	0	0	2	52	26.0	32	0	
@HOU 10/13	W	1/0	0	0	0.0	0	0	3	11	3.7	7	0	0	0	0	0	0	2	56	28.0	30	0	
@CAR 10/20	L																						
SEA 10/28	L																						
TEN 11/3	L	1/0	0	0	0.0	0	0	3	11	3.7	6	0	0	0	0	0	0	0	0	0	0	0	0
@IND 11/10	W	1/0	1	18	18.0	18	0	7	72	10.3	56	0	0	0	0	0	0	0	0	0	0	0	0
CHI 11/24	W	1/0	0	0	0.0	0	0	13	109	8.4	27	1	0	0	0	0	0	0	0	0	0	0	0
@SF 12/1	L	1/0	0	0	0.0	0	0	2	16	8.0	13	0	0	0	0	0	0	0	0	0	0	0	0
@ARI 12/8	L	1/0	2	16	8.0	10	0	2	9	4.5	6	0	0	0	0	0	0	0	0	0	0	0	0
NO 12/15	W	1/0	0	0	0.0	0	0	2	0	0.0	0	0	0	0	0	0	0	0	0	0	0	0	0
TB 12/22	W	1/0	0	0	0.0	0	0	1	-2	-2.0	-2	0	0	0	0	0	0	0	0	0	0	0	0
@SEA 12/29	L	1/0	1	2	2.0	2	0	0	0	0.0	0	0	0	0	0	0	0	1	0	0	0	0	0
TOTAL		7-9	14/0	6	59	9.8	18	0	47	261	5.6	56	1	0	0	0	0	0	13	299	23.0	32	0



84 | JUSTICE CUNNINGHAM

Position:	Tight End
Ht./Wt.:	6-3/258
Birth Date:	1/14/91
College:	South Carolina
Hometown:	Pageland, S.C.
Experience:	1st year (1st Rams)
Acquired:	FA-2013

Career GP/GS (Playoffs): 1/0 (0/0)



TRANSACTIONS: Signed a futures contract with the Rams (12/30/13)...signed to the Rams practice squad (11/28/13)...Waived by the Colts (11/26/13)...Signed from the Colts practice squad to the active roster on (11/19/13)...Signed to the Colts practice squad (9/3/13)...Waived by the Colts on (9/2/13)...Selected by the Colts in the seventh round (254th Overall) of the 2013 NFL Draft.

2013 SEASON: Spent the last four weeks of the season on the Rams' practice squad.

COLLEGE: Played in all 53 games over his four-year career, making 23 starts...for his career, totaled 50 receptions for 581 yards and one touchdown...also tallied three kickoff returns for 21 yards...finished his senior season with career highs of 23 receptions for 324 yards...was a team captain and played in all 13 games of his senior year, making 11 starts...finished the season with career highs of 23 receptions for 324 yards.

PERSONAL: Attended Central High School in Pageland, S.C....earned all-state first-team honors...helped Central reach the 2008 Class AA state finals with a 14-1 record playing both tight end and defensive end...collected 20.0 sacks as a senior...caught 21 passes for 400 yards and eight touchdowns as a junior...also logged 92 tackles, 7.0 sacks, two interceptions and three fumble recoveries on defense in 2007...selected to play in the 2008 Shrine Bowl of the Carolinas...was a two-sport star in high school as he also excelled in basketball...averaged 12 points and 11 rebounds in hoops as a junior...majored in sport and entertainment management at South Carolina.



37 | MATT DANIELS

Position:	Safety
Ht./Wt.:	6-0/212
Birth Date:	9/27/89
College:	Duke
Hometown:	Fayetteville, Ga.
Experience:	3rd year (3rd Rams)
Acquired:	FA-2012

Career GP/GS (Playoffs): 6/0 (0/0)



TRANSACTIONS: Placed on reserve/injured (11/17)...signed with the Rams as an undrafted rookie free agent (5/1/12).

2013 SEASON: Played in first two games of the season...placed on reserve/injured (9/16/13).

2012 SEASON: at Detroit (9/9): Saw action on special teams...registered one tackle...vs. Washington (9/16): Saw action on special teams...at Chicago (9/23): Declared inactive...vs. Seattle (9/30): Declared inactive...Week 5 vs. Arizona (10/4): Declared inactive...at Miami (10/14): Declared inactive...vs. Green Bay (10/21): Saw action on special teams...vs. New England (10/28): Saw action on special teams...left the game in the fourth quarter with an injury and did not return...placed on reserve/injured (11/7).

COLLEGE: Earned first-team All-ACC and second-team All-America honors as a senior after leading Duke in tackles with 126...third in the balloting for ACC Defensive Player of the Year accolades...played in the 2012 East-West Shrine Game...served as a team captain in 2011...played in 46 career games and compiled totals of 324 tackles, 13.0 tackles for loss, four interceptions, seven caused fumbles, three fumble recoveries and 27 pass breakups...Academic All-ACC choice as a junior and sophomore...started all 12 games and finished second on the team with 93 total tackles in 2010...added 6.0 tackles for loss, seven PBUs, three caused fumbles, two fumble recoveries and one INT...holds a degree in public policy studies.

PERSONAL: Three-time all-region pick and two-time all-county choice in high school...named Fayette County's Offensive and Defensive Player of the Year as both a junior and senior...set school single-game rushing record with 348 yards... also participated in track and field...honored with the Watkins Award, an honor presented annually to the top African-American high school student-athlete in the country.



9 | AUSTIN DAVIS

Position:	Quarterback
Ht./Wt.:	6-2/221
Birth Date:	6/2/89
College:	Southern Miss.
Hometown:	Collinsville, Miss.
Experience:	2nd year (2nd Rams)
Acquired:	FA-2013

Career GP/GS (Playoffs): 75/24 (0/0)



TRANSACTIONS: Signed with the Rams (10/23/13)...released from the Dolphins' practice squad (9/17/13)...signed to the Miami practice squad (9/10/13)...released (8/31/13)...originally signed with the Rams as an undrafted rookie free agent (5/1/12).

2013 SEASON: Signed with the Rams (10/23/13)...served as backup quarterback to Kellen Clemens...did not play.

2012 SEASON: Did not play in Week 1, declared inactive for the remainder of the season.

COLLEGE: Led Southern Miss to 12 wins and a Conference USA championship as a senior...set single-season and career school records for touchdowns, passing yards and completion percentages...succeeded in supplanting Brett Favre atop every major statistical record in school history...threw for a school record 3,331 yards in 2011...was named the 2011 Burlsworth Trophy winner and won the Connerly Trophy as the nation's top former walk-on and top player in Mississippi, respectively...earned All-C-USA second team honors as a sophomore and junior...became the school's all-time leader in touchdown passes during junior season...became first USM freshman quarterback to lead Golden Eagles to a bowl victory in 2008...was a C-USA All-Freshman selection, who also garnered Freshman All-America honors by CollegeFootballNews.com...tossed a school freshman-record 23 touchdowns, bettering Favre's mark of 15 in 1987...redshirted in 2007...holds a degree in business administration.

PERSONAL: As a high school senior, threw for 1,100 yards passing with 15 touchdowns and rushed for 600 yards with six touchdowns...received all-area honors and participated in the Mississippi/Alabama All-Star game...named all-state in baseball.



38 | CODY DAVIS

Position:	Safety
Ht./Wt.:	6-1/206
Birth Date:	6/6/89
College:	Texas Tech
Hometown:	Stephenville, Tex.
Experience:	2nd year (2nd Rams)
Aquired:	FA-2013

Career GP/GS (Playoffs): 12/0 (0/0)




TRANSACTIONS: Signed to the Rams' active roster (9/27/13)...spent the first four weeks of the season on the Rams' practice squad...signed with the Rams as an undrafted rookie free agent (4/29/13).

2013 SEASON: Signed to the Rams' active roster (9/27)...finished the season with six special teams tackles...**at Indianapolis (11/10):** Saw action on special teams...tallied two tackles...**at San Francisco (12/1):** Saw action on special teams...made one tackle...**at Arizona (12/8):** Saw action on special teams...registered two special teams tackles.

COLLEGE: Capital One Academic All-America (first Team)...Phil Steele All-Big 12 (second Team)... All-Big 12 (second Team)... All-Big 12 Defensive Player of the Year (honorable mention)...All-Big 12 Scholar-Athlete of the Year (honorable mention)... Academic All-Big 12 (first team)...ranked second in Big 12 in solo tackles (84) as a senior and eighth in the conference in total tackles (101)...ranks eighth in school history in career tackles (362)...led the team with 101 tackles (84 solo) as a senior...started 49 games, including 22 consecutive starts at safety...Academic All-Big 12 (first team) as a junior... All-Big 12 (honorable mention) as a sophomore...Phil Steele Freshman All-America (first Team).

PERSONAL: Attended Stephenville High School in Stephenville, Texas...an extremely productive high school player, he helped lead Stephenville to a combined 33-5 record during his three years as a starter in the defensive backfield...majored in business administration.



58 | JO-LONN DUNBAR

Position:	Linebacker
Ht./Wt.:	6-0/235
Birth Date:	3/13/85
College:	Boston College
Hometown:	Syracuse, N.Y.
Experience:	7th year (3rd Rams)
Acquired:	UFA(NO)-2012

Career GP/GS (Playoffs): 81/53 (3/1)



TRANSACTIONS: Resigned with the Rams (10/1/13)...released (9/3/13), after being placed on reserve/suspended list (8/31/13)... signed with St. Louis (4/2/12)...declared free agent (3/13/12)...re-signed with the Saints (7/29/11)...placed on injured reserve (12/8/09)...signed to active roster from practice squad (9/6/08)...waived (8/31/08)...signed by New Orleans to a three-year contract as an undrafted free agent, (4/30/08).

PRO: Seventh-year pro has played in 81 games with 53 starts...entering his third season with the Rams, has played in 28 games as a Ram with 26 starts...tallied a new career-high 157 tackles in 2012...also recorded first career interception, added another one later in the season...notched a career-high 4.5 sacks...led the Saints' linebacker corps in 2011 with 90 tackles...appeared in all 16 games with 14 starts...played in 53 games with 27 starts, recording 163 stops (69 solo), two sacks, 12 pass defenses, three forced fumbles, one fumble recovery and 34 special teams tackles.

2013 SEASON: Re-signed with the Rams (10/1/13)...notched 54 tackles (38 solo)...**at Houston (10/13):** Made first start of the 2013 season...tallied 10 tackles (six solo)...**at Carolina (10/20):** Saw action on defense...notched seven tackles (four solo)...**vs. Chicago (11/24):** Started at linebacker...registered four solo tackles, including a key tackle on 4th-and-goal from the 1-yard line...**at San Francisco (12/1):** Started at linebacker...notched six tackles (five solo), including two for loss...**vs. Tampa Bay (12/22):** Started at linebacker...tallied six tackles (four solo) and one quarterback pressure.

2012 SEASON: Started 16 games at linebacker...finished second among Rams with career-high 157 tackles...posted 4.5 sacks, two interceptions and led Rams with 23 tackles for loss in first season in St. Louis...established new personal-bests in single-season total tackles and solos with 157 total (112 solo)...**at Detroit (9/9):** Started at weakside linebacker in his Rams' debut...logged an interception from Lions' QB Matt Stafford in the second quarter and returned it 42 yards to the Detroit 44-yard line...marked his first career interception...registered eight tackles (five solo), including two for a loss...also tallied a pass defended...**vs. Washington (9/16):** Started at weakside linebacker...finished second for the team lead with 12 tackles (nine solo)...**vs. Arizona (10/4):** Started at weakside linebacker...tallied his first sack as a Ram when he took down Arizona QB Kevin Kolb, marks the third sack of his career...tallied nine tackles (five solo)...added two passes defended...also made one special teams tackle...**at Miami (10/14):** Started at weakside linebacker...sacked Dolphins QB Ryan Tannehill for a seven-yard loss, his second consecutive game with a sack...tallied a second sack on Tannehill, to mark his first multi-sack game of his career...the plays give him three sacks this season and five career...logged seven tackles (six solo)...added four quarterback pressures and one forced fumble...**vs. New England (10/28):** Started at weakside linebacker...led the team in tackles with 11 (nine solo), including one for loss...added one quarterback pressure and one hit on the quarterback...added one special teams tackle...**at Arizona (11/25):** Started at weakside linebacker...established a new personal best in solo tackles with 11 (12 total), including one for a loss...**vs. San Francisco (12/2):** Started at linebacker...split a sack with DE William Hayes on 49ers QB Colin Kaepernick for a loss of seven yards...logged a career-high 16 tackles (11 solo), including four tackles for loss...also added one pass defended and two quarterback hits...**at Buffalo (12/9):** Started at linebacker...intercepted Buffalo QB Ryan Fitzpatrick with 21 seconds remaining in the game to seal the win...marked his second career interception...also recorded eight tackles (four solo), one pass batted down and one quarterback hit...also made one special teams tackle...**at Tampa Bay (12/23):** Started at linebacker...led the team in tackles with 14 (11 solo)...added one quarterback pressure and one quarterback hit...**at Seattle (12/30):** Started at linebacker...led the team in tackles with 13 (eight solo), including two for loss...added one sack and one quarterback hit...also caused one fumble.

2011 SEASON: Played in 16 games with 14 starts, opening five in place of an injured Jonathan Vilma at MLB and the other nine at strongside linebacker...ranked third on the team with 90 tackles (56 solo), one sack, seven pass defenses, two forced fumbles and two special teams stops... **vs. Chicago (9/18):** Made first start of season at strongside linebacker...recorded six tackles (four solo)...**vs. Houston (9/25):** Made first start of season in the middle in place of an injured Vilma...led the team with a season-high 12 tackles (eight solo) and two pass defenses...Returned to MLB spot in Vilma's place for a three-game stretch **vs. Tampa Bay (11/6)** a period when he recorded 26 tackles and two forced fumbles...**vs. N.Y. Giants (11/28):** Registered 10 tackles (five solo) and one forced fumble...**at Tennessee (12/11):** Started at strongside linebacker...recorded seven tackles (five solo), two pass defenses...sacked Titans QB Jake Locker at the New Orleans eight-yard line on the last play of the game to preserve the victory...**NFC Divisional Game vs. San Francisco 1/14/12:** Started and recorded six tackles (three solo).

2010 SEASON: Played in 13 games with eight starts...recorded 50 tackles (28 solo), a sack, two pass defenses, a forced fumble, a fumble recovery and four special teams stops...inactive for three contests...**vs. Minnesota (9/9):** Started...posted seven tackles (three solo), including one for a loss... **at San Francisco (9/20):** Made three tackles from starting spot...tipped a fourth quarter pass that CB Tracy Porter intercepted...posted career-high 13 tackles (ten solo), with one stop for a loss...Made four tackles

(three solo) from starting spot and forced a fumble at Tampa Bay, Oct. 17...Started and made three tackles, including his first career sack, when he dropped QB Colt McCoy for a three-yard loss vs. Cleveland, Oct. 24...Played as reserve and made five tackles with a special teams stop at Dallas, Nov. 25...Started at Atlanta, Dec. 27 and led team with eight tackles (five solo)... Made four tackles and recovered a fumble as reserve vs. Tampa Bay, 1/2/11...Saw extensive action in NFC Wild Card Playoff at Seattle, 1/8/11 and recorded eight tackles (four solo), with two for a loss.

2009 SEASON: Started three games and appeared in nine prior to being placed on injured reserve (12/8) with injured hamstring...had 16 tackles (eight solo) and 12 special teams tackles...inactive for three-game stretch early (at Buffalo, Sept 27-vs. NY Giants, Oct. 18) with hamstring injury...Returned at Miami (10/25): Notched one tackle, knocked down a pass and added a special teams stop...vs. Atlanta (11/2): Started at linebacker...had six stops... vs. Carolina: Posted then career-high seven tackles (three solo)...at Tampa Bay (11/22): Tied career-high with three special teams tackles...also added two defensive stops.

2008 SEASON: Appeared in 15 games with two starts...recorded seven tackles (two solo), two pass defenses and 16 special teams tackles... at Washington (9/14): Made first career start...notched five tackles (two solo) and two passes defended...vs. Minnesota (10/6): Had big night on special teams, making career-high three solo tackles as well as throwing key blocks on Reggie Bush's two punt return touchdowns.

COLLEGE: Two-year starter and captain at BC...notched 269 tackles with 2.5 sacks and two interceptions over his 46-game career...as a junior tied an NCAA Division I-A record when he returned two fumbles for touchdowns in the same game.

PERSONAL: Born in Syracuse, N.Y...all-state RB and also played LB at Thomas J. Corcoran (Syracuse, N.Y.) HS.

JO-LONN DUNBAR NFL STATISTICS

REGULAR SEASON																	
Year	Team	G/S	Tackles				Sk	Interceptions				Lg	TD	Fumbles			
			Total	Solo	Asst			Yds	Int	Yds				PD	FF	FR	Yds
2008	New Orleans	15/2	7	2	5	0	0	0	0	0	0	0	2	0	0	0	
2009	New Orleans	9/3	16	8	8	0	0	0	0	0	0	0	1	0	0	0	
2010	New Orleans	13/8	50	28	22	1	2	0	0	0	0	0	2	1	1	0	
2011	New Orleans	16/14	90	56	34	1	3	0	0	0	0	0	7	2	0	0	
2012	RAMS	16/16	157	112	45	4.5	40.5	2	63	42	0	5	2	0	0	0	
2013	RAMS	12/10	54	38	16	0.0	0.0	0	0	0	0	0	0	0	0	0	
Total		81/53	374	244	130	6.5	45.5	2	63	42	0	17	5	1	0		

POSTSEASON																	
Year	Team	G/S	Tackles				Sk	Interceptions				Lg	TD	Fumbles			
			Total	Solo	Asst			Yds	Int	Yds				PD	FF	FR	Yds
2009	New Orleans						Placed on Reserve/Injured 12/8										
2010	New Orleans	1/0	8	4	4	0	0	0	0	0	0	0	0	0	0	0	
2011	New Orleans	2/1	6	3	3	0	0	0	0	0	0	0	0	0	0	0	
TOTAL		3/1	14	7	7	0	0	0	0	0	0	0	0	0	0		

ADDITIONAL STATS: Special Teams Tackles: **Saints** 2008 (16), 2009 (12), 2010 (4), 2011 (2), 2012 (3); **Rams** 2012 (3) Total: 40.

SINGLE GAME HIGHS
 Total Tackles – 16, vs. San Francisco (12/2/12)
 Solo Tackles – 11, few times, last at Tampa Bay (12/23/12)
 Passes Defended – 2, a few times, last vs. Houston (9/25/11)
 Interceptions – 1, two times, last at Buffalo (12/9/12)

JO-LONN DUNBAR GAME-BY-GAME STATS

2013 ST. LOUIS RAMS																
Game	W/L	P/S	T	S	A	Sk	Yds	Int	Yds	Lg	TD	PD	FF	FR	Yds	
ARI 9/8	W															
@ATL 9/15	L															
@DAL 9/22	L															
SF 9/26	L															
JAC 10/6	W	1/0	3	1	2	0.0	0	0	0	0	0	0	0	0	0	
@HOU 10/13	W	1/1	10	6	4	0.0	0	0	0	0	0	0	0	0	0	
@CAR 10/20	L	1/0	7	4	3	0.0	0	0	0	0	0	0	0	0	0	
SEA 10/28	L	1/1	4	1	3	0.0	0	0	0	0	0	0	0	0	0	
TEN 11/3	L	1/1	3	3	0	0.0	0	0	0	0	0	0	0	0	0	
@IND 11/10	W	1/1	1	1	0	0.0	0	0	0	0	0	0	0	0	0	
CHI 11/24	W	1/1	4	4	0	0.0	0	0	0	0	0	0	0	0	0	
@SF 12/1	L	1/1	6	5	1	0.0	0	0	0	0	0	0	0	0	0	
@ARI 12/8	L	1/1	5	4	1	0.0	0	0	0	0	0	0	0	0	0	
NO 12/15	W	1/1	3	3	0	0.0	0	0	0	0	0	0	0	0	0	
TB 12/22	W	1/1	6	4	2	0.0	0	0	0	0	0	0	0	0	0	
@SEA 12/29	L	1/1	2	2	0	0.0	0	0	0	0	0	0	0	0	0	
TOTAL	7-9	12/10	54	38	16	0.0	0	0	0	0	0	0	0	0	0	

2012 ST. LOUIS RAMS																
Game	W/L	P/S	T	S	A	Sk	Yds	Int	Yds	Lg	TD	PD	FF	FR	Yds	
@DET 9/9	L	1/1	8	5	3	0.0	0	1	42	42	0	1	0	0	0	
WAS 9/16	W	1/1	12	9	3	0.0	0	0	0	0	0	0	0	0	0	
@CHI 9/23	L	1/1	10	7	3	0.0	0	0	0	0	0	0	0	0	0	
SEA 9/30	W	1/1	8	7	1	0.0	0	0	0	0	0	0	0	0	0	
ARI 10/4	W	1/1	9	5	4	1.0	5	0	0	0	0	0	2	0	0	
@MIA 10/14	L	1/1	7	6	1	2.0	24	0	0	0	0	0	0	1	0	
GB 10/21	L	1/1	7	2	5	0.0	0	0	0	0	0	0	0	0	0	
NE 10/28	L	1/1	11	9	2	0.0	0	0	0	0	0	0	0	0	0	
@SF 11/11	T	1/1	7	5	2	0.0	0	0	0	0	0	0	0	0	0	
NYJ 11/18	L	1/1	7	5	2	0.0	0	0	0	0	0	0	0	0	0	
@ARI 11/25	W	1/1	12	11	1	0.0	0	0	0	0	0	0	0	0	0	
SF 12/2	W	1/1	16	11	5	0.5	3.5	0	0	0	0	0	1	0	0	
@BUF 12/9	W	1/1	8	4	4	0.0	0	1	21	0	0	1	0	0	0	
MIN 12/16	L	1/1	8	7	1	0.0	0	0	0	0	0	0	0	0	0	
@TB 12/23	W	1/1	14	11	3	0.0	0	0	0	0	0	0	0	0	0	
@SEA 12/30	L	1/1	13	8	5	1.0	8	0	0	0	0	0	0	1	0	
TOTAL	7-8-1	16/16	157	112	45	4.5	40.5	2	63	42	0	5	2	0	0	

JO-LONN DUNBAR GAME-BY-GAME STATS CONTINUED

2011 NEW ORLEANS SAINTS

Game	W/L	P/S	T	S	A	Sk	Yds	Int	Yds	Lg	TD	PD	FF	FR	Yds
@GB 9/8	L	1/0	0	0	0	0.0	0	0	0	0	0	0	0	0	0
CHI 9/18	W	1/1	6	4	2	0.0	0	0	0	0	0	0	0	0	0
HOU 9/25	W	1/1	12	8	4	0.0	0	0	0	0	2	0	0	0	0
@JAC 10/2	W	1/1	4	2	2	0.0	0	0	0	0	0	0	0	0	0
@CAR 10/9	W	1/1	4	4	0	0.0	0	0	0	0	0	0	0	0	0
@TB 10/16	L	1/1	5	3	2	0.0	0	0	0	0	0	0	0	0	0
IND 10/23	W	1/1	5	3	2	0.0	0	0	0	0	0	0	0	0	0
@STL 10/30	L	1/1	7	2	5	0.0	0	0	0	0	0	0	0	0	0
TB 11/6	W	1/1	7	5	2	0.0	0	0	0	0	0	0	0	0	0
@ATL 11/13	W	1/1	9	6	3	0.0	0	0	0	0	0	1	0	0	0
NYG 11/28	W	1/1	10	5	5	0.0	0	0	0	0	0	1	0	0	0
DET 12/4	W	1/1	2	0	2	0.0	0	0	0	0	0	0	0	0	0
@TEN 12/11	W	1/1	7	5	2	1.0	3	0	0	0	2	0	0	0	0
@MIN 12/18	W	1/1	2	2	0	0.0	0	0	0	0	1	0	0	0	0
ATL 12/26	W	1/0	4	3	1	0.0	0	0	0	0	2	0	0	0	0
CAR 1/1	W	1/1	6	4	2	0.0	0	0	0	0	0	0	0	0	0
TOTAL	13-3	16/14	90	56	34	1.0	3	0	0	0	7	2	0	0	0

2010 NEW ORLEANS SAINTS

Game	W/L	P/S	T	S	A	Sk	Yds	Int	Yds	Lg	TD	PD	FF	FR	Yds
@MIN 9/9	W	1/1	7	3	4	0.0	0	0	0	0	0	0	0	0	0
@SF 9/20	W	1/1	3	0	3	0.0	0	0	0	0	0	1	0	0	0
ATL 9/26	L	1/1	13	10	3	0.0	0	0	0	0	0	0	0	0	0
CAR 10/3	W	1/1	1	1	0	0.0	0	0	0	0	0	0	0	0	0
@ARI 10/10	L	1/1	2	1	1	0.0	0	0	0	0	1	0	0	0	0
@TB 10/17	W	1/1	4	3	1	0.0	0	0	0	0	0	1	0	0	0
CLE 10/24	L	1/1	3	2	1	1.0	2	0	0	0	0	0	0	0	0
PIT 10/31	W	1/0	0	0	0	0.0	0	0	0	0	0	0	0	0	0
@CAR 11/7	W														
SEA 11/21	W														
@DAL 11/25	W	1/0	5	2	3	0.0	0	0	0	0	0	0	0	0	0
@CIN 12/5	W	1/0	0	0	0	0.0	0	0	0	0	0	0	0	0	0
STL 12/12	W	1/0	0	0	0	0.0	0	0	0	0	0	0	0	0	0
@BAL 12/19	L														
@ATL 12/27	W	1/1	8	5	3	0.0	0	0	0	0	0	0	0	0	0
TB 1/2	L	1/0	4	1	3	0.0	0	0	0	0	0	1	0	0	0
TOTAL	11-5	13/8	50	28	22	1.0	2	0	0	0	2	1	1	1	0

2009 NEW ORLEANS SAINTS

Game	W/L	P/S	T	S	A	Sk	Yds	Int	Yds	Lg	TD	PD	FF	FR	Yds
@DET 9/13	W	1/0	0	0	0	0.0	0	0	0	0	0	0	0	0	0
@PHI 9/20	W	1/0	0	0	0	0.0	0	0	0	0	0	0	0	0	0
@BUF 9/27	W														
NYJ 10/4	W														
NYG 10/18	W														
@MIA 10/25	W	1/0	1	1	0	0.0	0	0	0	0	1	0	0	0	0
ATL 11/2	W	1/1	6	4	2	0.0	0	0	0	0	0	0	0	0	0
CAR 11/8	W	1/1	7	3	4	0.0	0	0	0	0	0	0	0	0	0
@STL 11/15	W	1/0	0	0	0	0.0	0	0	0	0	0	0	0	0	0
@TB 11/22	W	1/0	2	1	1	0.0	0	0	0	0	0	0	0	0	0
NE 11/30	W	1/0	0	0	0	0.0	0	0	0	0	0	0	0	0	0
@WAS 12/6	W	1/1	0	0	0	0.0	0	0	0	0	0	0	0	0	0
@ATL 12/13	W														
TOTAL	13-3	9/3	16	8	8	0.0	0	0	0	0	1	0	0	0	0

2008 NEW ORLEANS SAINTS

Game	W/L	P/S	T	S	A	Sk	Yds	Int	Yds	Lg	TD	PD	FF	FR	Yds
TB 9/7	W	1/0	0	0	0	0.0	0	0	0	0	0	0	0	0	0
@WAS 9/14	L	1/1	5	2	3	0.0	0	0	0	0	2	0	0	0	0
@DEN 9/21	L	1/1	2	0	2	0.0	0	0	0	0	0	0	0	0	0
SF 9/28	W	1/0	0	0	0	0.0	0	0	0	0	0	0	0	0	0
MIN 10/6	L	1/0	0	0	0	0.0	0	0	0	0	0	0	0	0	0
OAK 10/12	W	1/0	0	0	0	0.0	0	0	0	0	0	0	0	0	0
@CAR 10/19	L	1/0	0	0	0	0.0	0	0	0	0	0	0	0	0	0
SD 10/26	W	1/0	0	0	0	0.0	0	0	0	0	0	0	0	0	0
@ATL 11/9	L	1/0	0	0	0	0.0	0	0	0	0	0	0	0	0	0
@KC 11/16	W	1/0	0	0	0	0.0	0	0	0	0	0	0	0	0	0
GB 11/24	W														
@TB 11/30	L	1/0	0	0	0	0.0	0	0	0	0	0	0	0	0	0
ATL 12/7	W	1/0	0	0	0	0.0	0	0	0	0	0	0	0	0	0
@CHI 12/11	L	1/0	0	0	0	0.0	0	0	0	0	0	0	0	0	0
@DET 12/21	W	1/0	0	0	0	0.0	0	0	0	0	0	0	0	0	0
CAR 12/28	L	1/0	0	0	0	0.0	0	0	0	0	0	0	0	0	0
TOTAL	8-8	15/2	7	2	5	0.0	0	0	0	0	2	0	0	0	0



13 | CHRIS GIVENS

Position:	Wide Receiver
Ht./Wt.:	6-0/203
Birth Date:	12/6/89
College:	Wake Forest
Hometown:	Wylie, Tex.
Experience:	3rd year (3rd Rams)
Acquired:	D4-2012 (96th)

Career GP/GS (Playoffs): 31/25 (0/0)



TRANSACTIONS: Selected by St. Louis in the fourth round (96th overall) of the 2012 NFL Draft (4/27/12).

PRO: Third-year pro has played in 31 career games, starting 25...registered 76 catches for 1,267 yards in his two season, a 16.7-yard average...led the Rams with 691 receiving yards his rookie season.

2013 SEASON: Played in 16 games with 14 starts...caught 34 passes for 569 yards and two touchdowns...**at Atlanta (9/15):** Started at wide receiver...caught five passes for 105 yards, including a long of 47 yards...marked his second career game with at least 100 yards...**at Dallas (9/22):** Started at wide receiver...led the team in receiving yards with 54 on two catches...**vs. Seattle (10/28):** Started at wide receiver...led the team in receiving yards with 59 on four catches...rushed one time for 16 yards...**vs. Tennessee (11/3):** Started at wide receiver...caught four passes for a team-leading 55 yards.

2012 SEASON: Led the Rams with 691 receiving yards...hauled in 42 passes and scored three touchdowns...had five receptions of 50 yards or more on the season...**at Detroit (9/9):** Saw action at receiver and on special teams...registered one tackle...**vs. Washington (9/16):** Saw action at receiver and on special teams...**at Chicago (9/23):** Made his first NFL start...caught two passes for nine yards...**vs. Seattle (9/30):** Caught one pass for 52 yards, a career-long...**vs. Arizona (10/4):** Started at wide receiver...caught his first career touchdown on a 51-yard pass from QB Sam Bradford...**at Miami (10/14):** Started at wide receiver...connected with Sam Bradford on a 65-yard pass...marked his longest catch of the season and his third consecutive game with a reception of 50-plus yards...finished with three catches for 85 yards, a 28.3-yard average...**vs. Green Bay (10/21):** Started at wide receiver...tallied a 56-yard reception, marking his fourth consecutive game with a 50-plus yard reception...the last time an NFL rookie recorded catches of 50-plus yards in four consecutive games was WR Willie Gault in 1983...finished the game with three receptions for 73 yards, a 24.3-yard average...**vs. New England (10/21):** Started at wide receiver...caught a 50-yard touchdown pass from QB Sam Bradford on the first drive of the game...marked his second touchdown of his career...the 50-yard touchdown reception gave him five consecutive games with a 50-plus yard reception, an NFL rookie record for most consecutive games with a 50-plus yard reception...finished the day with three receptions for 63 yards and returned two kickoffs for 48 yards, including a long of 26 yards...**at San Francisco (11/11):** Declared inactive...**vs. New York Jets (11/18):** Started at wide receiver...caught four passes for 19 yards...returned five kickoffs for 127 yards, a 25.4-yard average...tallied a season-long return of 48 yards...**at Arizona (11/25):** Started at wide receiver...caught a 37-yard touchdown pass from Sam Bradford...marked his third touchdown of the season...logged his first 100-plus yard receiving game of his career...hauled in five receptions for 115 yards, good for the Rams' lead in receptions and receiving yards...**vs. San Francisco (12/2):** Started at wide receiver...hauled in a season-high 11 catches for 92 yards...**at Buffalo (12/9):** Started at wide receiver...caught three passes for 25 yards...returned four kickoffs for 88 yards, a 22-yard average, including a 28-yard long...caught a 1-yard pass from Bradford for a two-point conversion...**vs. Minnesota (12/16):** Started at wide receiver...caught one pass for 22 yards...**at Tampa Bay (12/23):** Started at wide receiver...caught three passes for 38 yards...**at Seattle (12/30):** Started at wide receiver...caught two passes for 54 yards, including a long of 37 yards...finished the season as the Rams' leader in receiving yards with 698.

COLLEGE: Started 26-of-36 games at Wake Forest...hauled in 163 passes for 2,473 yards (15.1 ypc) and 21 touchdowns...carried 45 times for 238 yards and two scores...also blocked two kicks and had three solo tackles...gained 773 yards on 40 kickoff returns (19.3 avg) and 25 yards on two punt returns, finishing with 250 touches for 3,509 all-purpose yards, an average of 14 yards per attempt and 97.4 yards per game...his 163 catches rank fourth in school history behind Desmond Clark (216; 1995-98), Ricky Proehl (188; 1986-89) and Jammie Deese (184; 1996-99)...finished third in Wake Forest history with 2,473 yards receiving, placing behind Ricky Proehl (2,949; 1986-89) and Desmond Clark (2,834; 1995-98)...his 21 touchdown receptions tied John O'Quinn (1946-49) for third all-time in school annals, as his nine scoring grabs in 2011 tied Marlon Estes (1995) for third on the Demon Deacons annual record list...ranks eighth in school history with 3,509 all-purpose yards, as his 1,440 all-purpose yards in 2011 placed ninth on the season-record list...majored in psychology.

PERSONAL: Attended Wylie (Tex.) High School...was an outstanding track athlete who won the District 9-5A 100 meter title in 2007....son of Nicole Givens...brother of Wake Forest 2011 red-shirt freshman tailback Nick Knott...born 12/06/89.

CHRIS GIVENS NFL STATISTICS

REGULAR SEASON													
Year	Team	G/S	Receiving				Rushing			Yds	Avg	Lg	TD
			No	Yds	Avg	Lg	TD	Att					
2012	RAMS	15/12	42	698	16.6	65	3	3	12	4.0	14	0	
2013	RAMS	16/13	34	569	16.7	47	0	3	8	2.7	16	0	
TOTAL		31/25	76	1,267	16.7	65	3	6	20	3.3	16	0	

Year	Team	G/S	Punt Returns				Kickoff Returns					
			No	Yds	Avg	Lg	TD	Att	Yds	Avg	Lg	TD
2012	RAMS	15/12	0	0	0.0	0	0	23	539	23.4	48	0

ADDITIONAL STATISTICS: Special Teams Tackles: RAMS 2012 (1).

CHRIS GIVENS GAME-BY-GAME STATS

2013 ST. LOUIS RAMS																						
Game	W/L	G/S	No	Receiving				Rushing				Returns										
				Yds	Avg	Lg	TD	Att	Yds	Avg	Lg	TD	PR	FC	YDS	LG	TD	KR	YDS	AVG	LG	TD
ARI 9/8	W	1/1	2	27	13.5	15	0	0	0	0.0	0	0	0	0	0	0	0	0	0	0	0	0
@ATL 9/15	L	1/1	5	105	21.0	47	0	0	0	0.0	0	0	0	0	0	0	0	0	0	0	0	0
@DAL 9/22	L	1/1	2	54	27.0	29	0	1	-4.0	-4.0	-4.0	0	0	0	0	0	0	0	0	0	0	0
SF 9/26	L	1/1	4	49	12.3	20	0	0	0	0.0	0	0	0	0	0	0	0	0	0	0	0	0
JAC 10/6	W	1/1	2	16	8.0	15	0	0	0	0.0	0	0	0	0	0	0	0	0	0	0	0	0
@HOU 10/13	W	1/1	2	20	10.0	13	0	0	0	0.0	0	0	0	0	0	0	0	0	0	0	0	0
@CAR 10/20	L	1/1	1	24	24.0	24	0	0	0	0.0	0	0	0	0	0	0	0	0	0	0	0	0
SEA 10/28	L	1/1	4	59	14.8	23	0	1	16	16.0	16	0	0	0	0	0	0	0	0	0	0	0
TEN 11/3	L	1/1	4	55	13.8	25	0	0	0	0.0	0	0	0	0	0	0	0	0	0	0	0	0
@IND 11/10	W	1/1	2	54	27.0	35	0	0	0	0.0	0	0	0	0	0	0	0	0	0	0	0	0
CHI 11/24	W	1/1	0	0	0.0	0	0	0	0	0.0	0	0	0	0	0	0	0	0	0	0	0	0
@SF 12/1	L	1/0	2	30	15.0	16	0	0	0	0.0	0	0	0	0	0	0	0	0	0	0	0	0
@ARI 12/8	L	1/1	1	21	21.0	21	0	0	0	0.0	0	0	0	0	0	0	0	0	0	0	0	0
NO 12/15	W	1/0	1	31	31.0	31	0	0	0	0.0	0	0	0	0	0	0	0	0	0	0	0	0
TB 12/22	W	1/1	2	24	12.0	21	0	0	0	0.0	0	0	0	0	0	0	0	0	0	0	0	0
@SEA 12/29	L	1/0	0	0	0.0	0	0	1	-4	-4.0	-4	0	0	0	0	0	0	0	0	0	0	0
TOTAL		7-9	16/13	34	569	16.7	47	0	3	8	2.7	16	0	0	0	0	0	0	0	0	0	0

2012 ST. LOUIS RAMS																						
Game	W/L	G/S	No	Receiving				Rushing				Returns										
				Yds	Avg	Lg	TD	Att	Yds	Avg	Lg	TD	PR	FC	YDS	LG	TD	KR	YDS	AVG	LG	TD
@DET 9/9	L	1/0	0	0	0.0	0	0	0	0	0.0	0	0	0	0	0	0	0	0	0	0	0	0
WAS 9/16	W	1/0	0	0	0.0	0	0	0	0	0.0	0	0	0	0	0	0	0	0	0	0	0	0
@CHI 9/23	L	1/1	2	9	4.5	9	0	0	0	0.0	0	0	0	0	0	0	0	0	0	0	0	0
SEA 9/30	W	1/0	1	52	52.0	52	0	0	0	0.0	0	0	0	0	0	0	0	0	-2	-	-2	0
ARI 10/4	W	1/1	1	51	51.0	51t	1	0	0	0.0	0	0	0	0	0	0	0	1	36	36.0	36	0
@MIA 10/14	L	1/1	3	85	28.3	65	0	0	0	0.0	0	0	0	0	0	0	0	1	20	20.0	20	0
GB 10/21	L	1/1	3	73	24.3	66	0	1	14	14.0	14	0	0	0	0	0	0	2	50	25.0	27	0
NE 10/28	L	1/1	3	63	21.0	50t	1	0	0	0.0	0	0	0	0	0	0	0	2	48	24.0	26	0
@SF 11/11	T																					
NYJ 11/18	L	1/1	4	19	4.8	9	0	0	0	0.0	0	0	0	0	0	0	0	5	127	25.4	48	0
@ARI 11/25	W	1/1	5	115	23.0	37t	1	1	1	1.0	1	0	0	0	0	0	0	1	31	31.0	31	0
SF 12/2	W	1/1	11	92	8.4	16	0	0	0	0.0	0	0	0	0	0	0	0	1	22	22.0	22	0
@BUF 12/9	W	1/1	3	25	8.3	13	0	0	1	-3	-3	0	0	0	0	0	0	4	88	22.0	28	0
MIN 12/16	L	1/1	1	22	22.0	22	0	0	0	0.0	0	0	0	0	0	0	0	2	29	14.5	19	0
@TB 12/23	W	1/1	3	38	12.7	14	0	0	0	0.0	0	0	0	0	0	0	0	2	39	19.5	22	0
@SEA 12/30	L	1/1	2	54	27.0	37	0	0	0	0.0	0	0	0	0	0	0	0	2	51	25.5	26	0
TOTAL		7-8-1	15/12	42	698	16.6	65	3	3	12	4.0	14	0	0	0	0	0	23	539	23.4	48	0



46 | CORY HARKEY

Position: Tight End
Ht./Wt.: 6-4/259
Birth Date: 6/17/90
College: UCLA
Hometown: Chino Hills, Calif.
Experience: 3rd year (3rd Rams)
Aquired: FA-2012

Career GP/GS (Playoffs): 20/10 (0/0)



TRANSACTIONS: Signed to the active roster (11/17/12)...added to the St. Louis practice squad (9/2/12)...released (8/31/12), after signing with St. Louis (5/8/12).

PRO: Third-year pro has played in 20 career games with 10 starts...tallied 14 catches for 134 yards and two touchdowns.

2013 SEASON: Played in 15 games with 10 starts...saw action at tight end and fullback...hauled in 13 receptions for 113 yards and two touchdowns...**vs. Jacksonville (10/6):** Made his first NFL start...caught one pass for 17 yards...**at Houston (10/13):** Started at tight end...hauled in his first career touchdown pass from QB Sam Bradford on a two-yard catch...**vs. New Orleans (12/15):** Started at tight end...hauled in his second touchdown pass of the season, on a new career long 31-yard catch and run from QB Kellen Clemens...finished the day with three receptions for 29 yards.

2012 SEASON: Signed to the active roster (11/17/12)...**vs. New York Jets (11/18):** Saw his first NFL action...**at Arizona (11/25):** Saw action on special teams and offense...**vs. San Francisco (12/2):** Saw action on special teams and offense...made one special teams tackle...**at Buffalo (12/9):** Saw action on offense and special teams...made two special teams tackles...**vs. Minnesota (12/16):** Saw action on offense and special teams...caught one pass for 21 yards...**at Tampa Bay (12/23):** Declared inactive...**at Seattle (12/30):** Declared inactive.

COLLEGE: Started in parts of all four seasons and finished his career with 26-straight starts... regarded as one of the better blocking tight ends in college football...received the Jerry Long "Heart" Award and the Kenneth S. Washington Award for Outstanding Senior of the Year by UCLA coaching staff...finished fifth on squad with 14 receptions as a junior.

PERSONAL: Ranked as the No. 10 tight end by ESPN out of high school... named to CIF-Southern Section Inland Division team on defense and named first-team all-league for three straight seasons...also lettered four seasons in basketball... father Michael is in his sixth season as the bullpen coach of the New York Yankees and enjoyed 10-season career as a Major League pitcher...majored in history.

CORY HARKEY NFL STATISTICS

Year	Team	G/S	Receiving			REGULAR SEASON						
			No	Yds	Avg	Rushing						
						Lg	TD	Att	Yds	Avg	Lg	TD
2012	RAMS	5/0	1	21	21.0	21	0	0	0	0.0	0	0
2013	RAMS	15/10	13	113	8.7	31t	2	0	0	0.0	0	0
TOTAL		20/10	14	134	9.6	31t	2	0	0	0.0	0	0

ADDITIONAL STATISTICS: Special Teams Tackles: RAMS 2012 (3).

CORY HARKEY GAME-BY-GAME STATS

2013 ST. LOUIS RAMS												
Game	W/L	P/S	Receiving				Rushing					
			No	Yds	Avg	Lg	TD	Att	Yds	Avg	Lg	TD
ARI 9/8	W					Inactive						
@ATL 9/15	L	1/0	1	6	6.0	6	0	0	0	0.0	0	0
@DAL 9/22	L	1/0	0	0	0.0	0	0	0	0	0.0	0	0
SF 9/26	L	1/0	0	0	0.0	0	0	0	0	0.0	0	0
JAC 10/6	W	1/1	1	17	17.0	17	0	0	0	0.0	0	0
@HOU 10/13	W	1/1	1	2	2.0	2t	1	0	0	0.0	0	0
@CAR 10/20	L	1/1	2	14	7.0	8	0	0	0	0.0	0	0
SEA 10/28	L	1/1	0	0	0.0	0	0	0	0	0.0	0	0
TEN 11/3	L	1/1	0	0	0.0	0	0	0	0	0.0	0	0
@IND 11/10	W	1/1	1	14	14.0	14	0	0	0	0.0	0	0
CHI 11/24	W	1/1	0	0	0.0	0	0	0	0	0.0	0	0
@SF 12/1	L	1/1	0	0	0.0	0	0	0	0	0.0	0	0
@ARI 12/8	L	1/1	1	9	9.0	9	0	0	0	0.0	0	0
NO 12/15	W	1/1	3	29	9.7	31t	1	0	0	0.0	0	0
TB 12/22	W	1/0	3	22	7.3	10	0	0	0	0.0	0	0
@SEA 12/29	L	1/0	0	0	0.0	0	0	0	0	0.0	0	0
TOTAL		7-9	15/10	13	113	8.7	31t	2	0	0	0.0	0



95 | WILLIAM HAYES

Position:	Defensive End
Ht./Wt.:	6-3/278
Birth Date:	5/2/85
College:	Winston-Salem State
Hometown:	High point, N.C.
Experience:	7th year (3rd Rams)
Acquired:	UFA(TEN)-2012

Career GP/GS (Playoffs): 78/12 (1/0)



TRANSACTIONS: Re-signed with the Rams as an unrestricted free agent (3/12/13)...signed with the Rams (4/12/12)...selected by the Titans in the fourth round (103rd overall) of the 2008 NFL Draft.

PRO: Enters his seventh NFL season...played in 78 career games with 12 starts...collected 255 career tackles (149 solo)...notched 21 total sacks, including a personal-best seven sacks in the 2012 season.

2013 SEASON: Played in 14 games...notched 36 tackles (21 solo), five sacks, one interception, one pass defended, one fumble recovery and three fumble recoveries...**vs. Arizona (9/8):** Saw action on defense and special teams...recorded his first sack of the season on Arizona QB Carson Palmer...added three solo tackles, including two for loss...**at Carolina (10/20):** Saw action on defense...recorded five tackles (one solo)...**vs. Seattle (10/28):** Saw action on defense...tallied his second sack of the season, 18.0 career, on Seattle QB Russell Wilson...added one solo tackle...**vs. Tennessee (11/3):** Saw action on defense...recorded a sack on Titans QB Jake Locker...marked his second consecutive game with a sack, third of the season and 19th career...also had one solo tackle...**at Indianapolis (11/10):** Saw action on defense...intercepted Colts' QB Matt Hasselbeck...marks his first career interception...added two tackles (one solo) and one hit on the quarterback...**at San Francisco (12/1):** Saw action on defense...sacked 49ers QB Colin Kaepernick for a loss of one yard...marked his fourth sack of the season...also recorded five tackles (two solo)...**at Arizona (12/8):** Saw action on defense...tallied four solo tackles, including one for loss...also had one pass batted down, one pressure and one hit on the quarterback...**vs. New Orleans (12/15):** Saw action on defense...sacked Saints' QB Drew Brees for a six-yard loss...also notched three pressures and hits on Brees...added three tackles, including one for loss...**Tampa Bay (12/22):** Saw action on defense...recovered two fumbles caused by LB Alec Ogletree...also had one tackle for loss.

2012 SEASON: Third among Rams with 7.0 sacks, a new career high...posted 13 quarterback pressures and five quarterback hits on the season...second among Rams with nine tackles for loss...**at Detroit (9/9):** Played on defense...**vs. Washington (9/16):** Played on defense...registered three tackles (two solo)...**at Chicago (9/23):** Played on defense...notched four solo tackles...**vs. Seattle (9/30):** Played on defense...**vs. Arizona (10/4):** Recovered a fumble from Arizona QB Kevin Kolb caused by Robert Quinn's sack on the Cardinals' final drive of the game to secure the win...made one assisted tackle in addition to two quarterback pressures and one hit on the quarterback...**at Miami (10/14):** Tallied one solo tackle...**vs. Green Bay (10/21):** Sacked Packers' QB Aaron Rodgers for a two yard loss, his first sack as a Ram...also made one solo tackle...**vs. New England (10/28):** Saw action on defense...recorded three tackles (one solo), including one for loss...**at San Francisco (11/11):** Saw action on defense...tallied four tackles (one solo)...**vs. New York Jets (11/18):** Saw action on defense...notched a season-high five tackles (four solo), including two for loss...**at Arizona (11/25):** Sacked Arizona QB Ryan Lindley for a 10-yard loss to give him 2.5 this season, 10.5 career...also made four tackles (one solo) and had one quarterback pressure...**vs. San Francisco (12/2):** Saw action on defense and special teams...split a sack with LB Jo-Lonn Dunbar on 49ers QB Colin Kaepernick for a loss of seven yards...tallied a solo sack on Kaepernick, marking his second multi-sack game of his career...previously, had 1.5 sacks as a member of the Tennessee Titans versus San Francisco (11/18/09)...he now has 3.5 sacks this season, 12.5 career...added one tackle for loss and one quarterback pressure...**at Buffalo (12/9):** Saw action on defense and special teams...registered two quarterback hits...**vs. Minnesota (12/16):** Notched five solo tackles, including two for loss...**at Tampa Bay (12/23):** Saw action on defense...registered two sacks on Bucs QB Josh Freeman, establishing a new single game high..he now has 5.5 sacks this season, also a new career-high...made two assisted tackles...added one pass defended and two quarterback pressures...**at Seattle (12/30):** Saw action on defense and special teams...recorded his seventh sack on the year for a loss of five yards, establishing a new season-high...made four tackles (two solo)...added two quarterback pressures.

2011 SEASON: Played in 10 games with one start at defensive end...totaled 29 tackles, 1.5 sacks, six quarterback pressures and four tackles for loss...**At Jacksonville (9/11):** started at defensive end and posted three tackles, including a sack...**at Carolina (11/13):** Played as a reserve at defensive end and tallied four tackles, a half sack and a team-best three quarterback pressures...combined with Sen'Derrick Marks to drop Cam Newton for a seven-yard sack.

2010 SEASON: Appeared in 14 games as a reserve defensive end...collected 49 tackles and 1.5 sacks...Tied for second on the team with 18 quarterback pressures...inactive for the first two games of the season because of a knee injury...**vs. Philadelphia (10/24):** Tallied five tackles and two quarterback pressures...applied pressure on Kevin Kolb and forced a throw that was intercepted by Michael Griffin in the second quarter...**vs. Washington (11/21):** Recorded five tackles, including two tackles for loss and two quarterback pressures...dropped Keiland Williams for a three-yard loss on a rush up the middle...**at Houston (11/28):** Posted four tackles, including a sack, two quarterback pressures and a forced fumble. Collected his first sack of the season by strip-sacking Matt Schaub for a 14-yard loss on the last play of the first half.

2009 SEASON: Saw action in all 16 games with 11 starts...posted 82 tackles and two forced fumbles...tied for third on the team with four sacks and finished second on the squad with 23 quarterback pressures...made his first career NFL start against Indianapolis (10/11/09)...led or tied for the team lead in sacks three times in 2009 and led or tied for the team lead in quarterback pressures six times...**at Pittsburgh (9/10):** Posted six tackles, including a half sack and a quarterback pressure...teamed with Jacob Ford to sack Ben Roethlisberger for an eight-yard loss late in the second quarter...**at Jacksonville (10/4):** Posted seven tackles, a sack and a quarterback pressure...came off the edge and sacked David Garrard for an 11-yard loss...**at San Francisco (11/8):** Recorded eight tackles, 1.5 sacks, three quarterback pressures and a forced fumble...teamed with Jovan Haye to drop Alex Smith for a seven-yard sack...sacked Smith for a 21-yard loss while forcing a fumble that was recovered by the 49ers...**vs. Buffalo (11/15):** Collected six tackles, a sack, a quarterback pressure and a forced fumble in the Titans' 41-17 win...forced a Marshawn Lynch fumble that was recovered by the Bills...ended a Bills' drive by sacking Trent Edwards for a two-yard loss on a third-and-nine...**vs. St. Louis (12/13):** collected a career-best nine tackles, including two stops for losses, and a quarterback pressure.

COLLEGE: Started 11 games at Winston-Salem State at defensive end his senior year...ranked second on the team with 78 tackles...named a co-captain for the defense and recorded a team-best 19 tackles for loss, setting his opponents back 104 yards...tallied a team-high 8.5 sacks and forced a team-best seven fumbles, while hurrying opposing quarterbacks 12 times and breaking up three passes...became the school's second All-American since the Rams moved to the Football Championship Subdivision from the Division II level in 2006...also set a school record while leading the FCS ranks with two touchdowns on four fumble recoveries...as a junior, became one of the team's top defensive players, seeing action in all 11 games with nine starts at defensive end...finished the season ranked fourth on the team with 57 tackles (25 solo)...led the team with 6.5 sacks and notched 13 tackles for a loss, an interception, four passes defensed, two quarterback hurries and two fumble recoveries...majored in sports management.

PERSONAL: Attended High Point Andrews High School where he was a member of the Raiders' Mid State 2A Conference Championship team in 2003...played defensive end, linebacker and tight end during his high school career...returned home to High Point, N.C. the past couple offseasons and visited with the local elementary and high schools to speak with students about the importance of education and goal-setting...enjoys both fresh water and salt water fishing and is active in Christian Methodist Episcopal Church...born William Quintin Hayes, the son of Robert and Vivian Hayes, on May 2, 1985 in High Point, N.C.

WILLIAM HAYES NFL STATISTICS

REGULAR SEASON															
Year	Team	G/S	Tackles		Asst	Sk	Interceptions				Fumbles				
			Total	Solo			Yds	Int	Yds	Lg	TD	PD	FF	FR	Yds
2008	Tennessee	8/0	21	13	8	1.0	1.0	0	0	0	0	1	1	1	4
2009	Tennessee	16/11	82	51	31	4.0	42.0	0	0	0	0	0	2	0	0
2010	Tennessee	14/0	49	27	22	2.0	18.0	0	0	0	0	0	1	0	0
2011	Tennessee	10/1	29	14	15	2.0	9.0	0	0	0	0	0	0	0	0
2012	RAMS	16/0	38	23	15	7.0	28.5	0	0	0	0	1	0	1	0
2013	RAMS	14/0	36	21	15	5.0	24.0	1	5	5	0	1	1	3	0
Total		78/12	255	149	106	21	122.5	1	5	5	0	3	5	5	4

POSTSEASON SEASON															
Year	Team	G/S	Tackles		Asst	Sk	Interceptions				Fumbles				
			Total	Solo			Yds	Int	Yds	Lg	TD	PD	FF	FR	Yds
2008	Tennessee	1/0	0	0	0	0	0	0	0	0	0	0	0	0	0
Total		1/0	0	0	0	0	0	0	0	0	0	0	0	0	0

SINGLE GAME HIGHS
 Total Tackles – 9, vs. St. Louis (12/13/09)
 Solo Tackles – 7, vs. St. Louis (12/13/09)
 Sacks - 1.5, two times, last vs. San Francisco (12/2/12)
 Forced Fumbles - 1, many times, last vs. New Orleans (12/15/13)

WILLIAM HAYES GAME-BY-GAME STATISTICS

2013 ST. LOUIS RAMS

Game	W/L	P/S	T	S	A	Sk	Yds	Int	Yds	Lg	TD	PD	FF	FR	Yds
ARI 9/8	W	1/0	3	2	1	1.0	6.0	0	0	0	0	0	0	0	0
@ATL 9/15	L	1/0	1	0	1	0.0	0	0	0	0	0	1	0	0	0
@DAL 9/22	L	1/0	0	0	0	0.0	0	0	0	0	0	0	0	0	0
SF 9/26	L							Inactive							
JAC 10/6	W							Inactive							
@HOU 10/13	W	1/0	4	2	2	0.0	0	0	0	0	0	0	0	0	0
@CAR 10/20	L	1/0	5	1	4	0.0	0	0	0	0	0	0	0	0	0
SEA 10/28	L	1/0	1	1	0	1.0	7.0	0	0	0	0	0	0	0	0
TEN 11/3	L	1/0	1	1	0	1.0	4.0	0	0	0	0	0	0	0	0
@IND 11/10	W	1/0	2	1	1	0.0	0	1	5	5	0	0	0	0	0
CHI 11/24	W	1/0	4	3	1	0.0	0	0	0	0	0	0	0	1	0
@SF 12/1	L	1/0	5	2	3	1.0	1.0	0	0	0	0	0	0	0	0
@ARI 12/8	L	1/0	4	4	0	0.0	0	0	0	0	0	0	0	0	0
NO 12/15	W	1/0	3	1	2	1.0	6.0	0	0	0	0	0	1	0	0
TB 12/22	W	1/0	1	1	0	0.0	0	0	0	0	0	0	0	2	0
@SEA 12/29	L	1/0	2	2	0	0.0	0	0	0	0	0	0	0	0	0
TOTAL	7-9	14/0	36	21	15	5.0	24.0	1	5	5	0	1	1	3	0

2012 ST. LOUIS RAMS

Game	W/L	P/S	T	S	A	Sk	Yds	Int	Yds	Lg	TD	PD	FF	FR	Yds
@DET 9/9	L	1/0	0	0	0	0.0	0	0	0	0	0	0	0	0	0
WAS 9/16	W	1/0	3	2	1	0.0	0	0	0	0	0	0	0	0	0
@CHI 9/23	L	1/0	4	4	0	0.0	0	0	0	0	0	0	0	0	0
SEA 9/30	W	1/0	0	0	0	0.0	0	0	0	0	0	0	0	0	0
ARI 10/4	W	1/0	1	0	1	0.5	3	0	0	0	0	0	0	0	1
@MIA 10/14	L	1/0	1	1	0	0.0	0	0	0	0	0	0	0	0	0
GB 10/21	L	1/0	1	1	0	1.0	2	0	0	0	0	0	0	0	0
NE 10/28	L	1/0	3	1	2	0.0	0	0	0	0	0	0	0	0	0
@SF 11/11	T	1/0	4	1	3	0.0	0	0	0	0	0	0	0	0	0
NYJ 11/18	L	1/0	5	4	1	0.0	0	0	0	0	0	0	0	0	0
@ARI 11/25	W	1/0	4	1	3	1.0	10	0	0	0	0	0	0	0	0
SF 12/2	W	1/0	1	1	0	1.5	4.5	0	0	0	0	0	0	0	0
@BUF 12/9	W	1/0	0	0	0	0.0	0	0	0	0	0	0	0	0	0
MIN 12/16	L	1/0	5	5	0	0.0	0	0	0	0	0	0	0	0	0
@TB 12/23	W	1/0	2	0	2	2.0	4	0	0	0	0	1	0	0	0
@SEA 12/30	L	1/0	4	2	2	1.0	5	0	0	0	0	0	0	0	0
TOTAL	7-8-1	16/0	38	23	15	7.0	28.5	0	0	0	0	1	0	1	0

2011 TENNESSEE TITANS

Game	W/L	P/S	T	S	A	Sk	Yds	Int	Yds	Lg	TD	PD	FF	FR	Yds
@JAX 9/11	L	1/1	3	2	1	1.0	5.0	0	0	0	0	0	0	0	0
BAL 9/18	W							Inactive							
DEN 9/25	W	1/0	4	3	1	0.0	0.0	0	0	0	0	0	0	0	0
@CLE 10/2	W	1/0	2	0	2	0.0	0.0	0	0	0	0	0	0	0	0
@PIT 10/9	L	1/0	2	2	0	0.0	0.0	0	0	0	0	0	0	0	0
HOU 10/23	L							Inactive							
IND 10/30	W							Inactive							
CIN 11/6	L							Inactive							
@CAR 11/13	W	1/0	4	1	3	0.5	3.5	0	0	0	0	0	0	0	0
@ATL 11/20	L	1/0	5	1	4	0.0	0.0	0	0	0	0	0	0	0	0
TB 11/27	W	1/0	5	1	4	0.0	0.0	0	0	0	0	0	0	0	0
@BUF 12/15	W	1/0	0	0	0	0.0	0.0	0	0	0	0	0	0	0	0
NO 12/11	L	1/0	1	1	0	0.0	0.0	0	0	0	0	0	0	0	0
@IND 12/18	L							Inactive							
Dec 24 Jax W								Inactive							
@HOU 11/1/12	W	1/0	3	3	0	0.0	0.0	0	0	0	0	0	0	0	0
TOTALS	9-7	10/1	29	14	15	1.5	8.5	0	0	0	0	0	0	0	0

2010 TENNESSEE TITANS

Game	W/L	P/S	T	S	A	Sk	Yds	Int	Yds	Lg	TD	PD	FF	FR	Yds
OAK 9/12	W							Inactive							
PIT 9/19	L							Inactive							
@NYG 9/26	W	1/0	1	0	1	0.0	0.0	0	0	0	0	0	0	0	0
DEN 10/3	L	1/0	4	3	1	0.0	0.0	0	0	0	0	0	0	0	0
@DAL 10/10	W	1/0	0	0	0	0.0	0.0	0	0	0	0	0	0	0	0
@JAX 10/18	W	1/0	4	3	1	0.0	0.0	0	0	0	0	0	0	0	0
PHI 10/24	W	1/0	5	4	1	0.0	0.0	0	0	0	0	0	0	0	0
@SD 10/31	L	1/0	5	2	3	0.0	0.0	0	0	0	0	0	0	0	0
@MIA 11/14	L	1/0	3	1	2	0.0	0.0	0	0	0	0	0	0	0	0
WAS 11/21	L	1/0	5	2	3	0.0	0.0	0	0	0	0	0	0	0	0
@HOU 11/28	L	1/0	4	3	1	1.0	14.0	0	0	0	0	0	0	0	0
JAX 12/5	L	1/0	8	5	3	0.5	3.5	0	0	0	0	0	0	0	0
IND 12/9	L	1/0	4	1	3	0.0	0.0	0	0	0	0	0	0	0	0
HOU 12/19	W	1/0	0	0	0	0.0	0.0	0	0	0	0	0	0	0	0
@KC 12/26	L	1/0	1	0	1	0.0	0.0	0	0	0	0	0	0	0	0
@IND 12/11	L	1/0	5	3	2	0.0	0.0	0	0	0	0	0	0	0	0
TOTALS	6-10	14/0	49	27	22	1.5	17.5	0	0	0	0	0	0	0	0

2009 TENNESSEE TITANS

Game	W/L	P/S	T	S	A	Sk	Yds	Int	Yds	Lg	TD	PD	FF	FR	Yds
@PIT 9/10	L	1/0	6	3	3	0.5	4.0	0	0	0	0	0	0	0	0
HOU 9/20	L	1/0	5	3	2	0.0	0.0	0	0	0	0	0	0	0	0
@NYJ 9/27	L	1/0	4	2	2	0.0	0.0	0	0	0	0	0	0	0	0
@JAX 10/4	L	1/0	7	4	3	1.0	11.0	0	0	0	0	0	0	0	0
IND 10/11	L	1/1	4	3	1	0.0	0.0	0	0	0	0	0	0	0	0
@NE 10/18	L	1/1	5	4	1	0.0	0.0	0	0	0	0	0	0	0	0
JAX 11/1	W	1/1	4	2	2	0.0	0.0	0	0	0	0	0	0	0	0
@SF 11/8	W	1/1	8	6	2	1.5	24.5	0	0	0	0	1	0	0	0
BUF 11/15	W	1/1	6	3	3	1.0	2.0	0	0	0	0	1	0	0	0
@HOU 11/23	W	1/1	3	1	2	0.0	0.0	0	0	0	0	0	0	0	0
ARI 11/29	W	1/1	6	3	3	0.0	0.0	0	0	0	0	0	0	0	0
@IND 12/6	L	1/1	2	1	1	0.0	0.0	0	0	0	0	0	0	0	0
STL 12/13	W	1/1	9	7	2	0.0	0.0	0	0	0	0	0	0	0	0
MIA 12/20	W	1/1	8	6	2	0.0	0.0	0	0	0	0	0	0	0	0
SD 12/25	L	1/1	1	0	1	0.0	0.0	0	0	0	0	0	0	0	0
@SEA 1/3/10	W	1/0	4	3	1	0.0	0.0	0	0	0	0	0	0	0	0
TOTALS	8-8	16/11	82	51	31	4.0	41.5	0	0	0	0	2	0	0	0

2008 TENNESSEE TITANS

Game	W/L	P/S	T	S	A	Sk	Yds	Int	Yds	Lg	TD	PD	FF	FR	Yds
Jax 9/7	W							Inactive							
@Cin 9/14	W	1/0	1	1	0	0.0	0.0	0	0	0	0	0	0	0	0
HOU 9/21	W	1/0	3												



6 | JOHNNY HEKKER

Position:	Punter
Ht./Wt.:	6-5/236
Birth Date:	2/8/90
College:	Oregon State
Hometown:	Bothell, Wash.
Experience:	3rd year (2nd Rams)
Acquired:	FA-2012

Career GP/GS (Playoffs): 32/0 (0/0)



TRANSACTIONS: Signed with the Rams as an undrafted rookie free agent (4/30/12).

PRO: Third-year pro earned his first Pro Bowl appearance for his 2013 performance...became the first Rams punter since 1985 (Dale Hatcher) to be named to the Pro Bowl, also earned First-Team All-Pro honors... recorded the highest single-season net average (44.2) in NFL history.

2013 SEASON: Earned Pro Bowl and First-Team All-Pro honors after recording the highest single-season net average (44.2) in NFL history...finished with a 46.3-yard gross average for 10th in the league and was the fourth best single-season total in Rams history...opponents averaged just 2.6 yards per return, the best total in the NFL in 2013...also added two special teams tackles...**vs. Arizona (9/8):** Punted three times for 147 yards... placed one inside the 20-yard line and had one touchback...only one punt was returned and it went for a 1-yard gain...**vs. San Francisco (9/26):** Notched a career-high 11 punts for 490 yards...averaged 44.5 yards per punt and registered a long of 60 yards...placed six punts inside the 20-yard line and one touchback...**vs. Jacksonville (10/6):** Punted seven times for 286 yards, a 40.9-yard average and 40.1-yard net...placed two punts inside the 20-yard line and tallied a long of 56 yards...**at Houston (10/13):** Punted three times for 135 yards...placed one punt inside the 20-yard line...**at Carolina (10/20):** Punted four times for 159 yards...**vs. Tennessee (11/3):** Punted five times for 242 yards for a 48.4-yard average and 46.8-yard net average... he placed one punt inside the 20-yard line and had a long of 57 yards...**at Indianapolis (11/10):** Punted five times for 242 yards, including a long of 61 yards...averaged 48.4 yards per punt, a 43.4 net average...**vs. Chicago (11/24):** Punted two times for 97 yards...his 43.7 net average leads the NFL...**at San Francisco (12/1):** Punted five times for 244 yards, including a long of 54 yards...registered an average of 48.8 yards, a 47.8 yard net...continues to lead the NFL in net average (44.0)...**at Arizona (12/8):** Punted five times for 257 yards, a 51.4 yard average and 42.8-yard net average...tallied two touchbacks and a long of 64 yards... **vs. New Orleans (12/15):** Punted four times for 167 yards, a 41.8-yard average and 41.8-yard net average...registered a long of 52 yards and placed two punts inside the 20-yard line...continues to lead the NFL in net punting average (43.8)...added one special teams tackle...**vs. Tampa Bay (12/22):** Punted two times for 88 yards for a 44-yard average and 44-yard net average... **at Seattle (12/29):** Punted seven times for 337 yards, a 48.1 average and 48.4 yard net average.

2012 SEASON: Finished his first NFL campaign with a 45.8-yard gross average and a net average of 39.9 yards per attempt... both of those numbers are the fourth best for a season in Rams history...**at Detroit (9/9):** Punted five times for 241 yards, a 48.2-yard average and 37.6-yard net...placed one punt inside the 20-yard line and recorded a long of 57 yards...**vs. Washington (9/16):** Punted three times for 163 yards, a 54.3-yard average and 48.7-yard net, placed one inside the 20-yard line and had a long of 66 yards...**at Chicago (9/23):** Punted six times for 279 yards, a 46.5-yard average and a long of 56 yards...ranked third in the NFC in punting average with a 48.8 average in three games...**vs. Seattle (9/30):** Threw a two-yard touchdown pass to WR Danny Amendola on a fake field goal play...no Rams punter has thrown a touchdown pass since the merger...punted four times for 156 yards, a 39-yard average and 38.8-yard net...placed one inside the 20...**vs. Arizona (10/4):** Punted a season-high seven times for 398 yards, including a season-long of 68 yards...averaged 56.9 yards per punt, setting a franchise single-game record...placed three punts inside the 20-yard line...also made one special teams tackle...**at Miami (10/14):** Punted three times for 135 yards with a long of 56 yards...averaged 45 yards per punt with a 38.3 net...placed two inside the 20-yard line...**vs. Green Bay (10/21):** Punted two times for 99 yards, a 49.5-yard average and 42-yard net...tallied a long of 55 yards...**vs. New England (10/28):** Punted four times for 195 yards, a 48.8-yard average and 44.8-yard net...placed one kick inside the 20 and tallied a long of 50 yards...**at San Francisco (11/11):** Threw a 21-yard completion to S Rodney McLeod on fourth-and-four from the St. Louis 10-yard line with :49 left in the half on a fake punt...marked his second pass completion this season and McLeod's first career reception...on a second fake punt, completed a 19-yard pass to TE Lance Kendricks...the play pushed his passing totals to two-for-two for 40 yards on the day, and also marks his third completion this season...punted four times for 147 yards for a 36.8-yard average, 31-yard net and placed one inside the 20-yard line...**vs. New York Jets (11/18):** Punted five times for 251 yards, a 50.2-yard average, 44.4-yard net...placed one inside the 20-yard line and had a long of 57 yards...**at Arizona (11/25):** Punted six times for 260 yards, a 43.3-yard average and 33.5-yard net...tallied a long of 48 yards and placed one inside the 20-yard line... **vs. San Francisco (12/2):** Punted a season-high nine times for 388 yards for a 43.1-yard average and 42.4-yard net...tallied a long of 63 yards and placed three punts inside the 20-yard line...**at Buffalo (12/9):** Punted eight times for 302 yards, a 37.8-yard average and 32.3-yard net...placed two punts inside the 20-yard line and tallied a long of 50 yards...**vs. Minnesota (12/16):** Punted four times for 164 yards...placed one punt inside the 20-yard line and had a long of 55 yards...**at Tampa Bay (12/23):** Punted seven times for 335 yards, a 47.9-yard average and 46.9-yard net. Hekker placed two punts inside the 20-yard line and tallied a long of 57 yards...**at Seattle (12/30):** Punted five times for 243 yards and finished with a net average of 40.2 yards and a gross average of 48.6 yards.



COLLEGE: Four-year starter, finished his career as one of Oregon State's most prolific punters in history...the third-best career punt yardage average at OSU at 41.3 yards per punt...set the single-game school record with a 52.5-yard average (6-315) at Utah in 2011...earned College Football Performance Award Punter of the Week...semi-finalist for the Ray Guy Award in 2009...52 career punts of 50+ yards, including 17 as a senior in 2011 when he had six different games with at least one punt of 60+ yards...earned Pac-12 Conference honorable mention...87 career punts downed inside the 20-yard line ...named the Sun Bowl Special Teams MVP in 2008 after averaging 45 yards on 10 punts...also the holder on placekicks for three years...two-time Pac-10 All-Academic selection.

PERSONAL: Has a degree in general science.

JOHNNY HEKKER NFL STATISTICS

Year	Team	Punting		REGULAR SEASON								
		G	No	Yds	Avg	Opp Ret	Yds	Net	TB	I20	Lg	Blk
2012	RAMS	16	82	3,756	45.8	41	402	3274	4	22	68	0
2013	RAMS	16	78	3,609	46.3	30	79	3,450	4	19	64	0
TOTALS		32	160	7,365	46.0	71	481	6,724	8	41	68	0

ADDITIONAL CAREER STATISTICS: Threw one touchdown pass to WR Danny Amendola vs. Seattle (9/30/12), completed two passes for 40 yards at San Francisco (11/11/12). Special teams tackles: 2012 (1), 2013 (1).

JOHNNY HEKKER GAME-BY-GAME STATS

2013 ST. LOUIS RAMS												
Game	W/L	No	Yds	Avg	Opp Ret	Opp Yds	Net Yds	Net Avg	TB	I20	Lg	Blk
ARI 9/8	W	3	147	49.0	1	1	126	42.0	1	1	55	0
@ATL 9/15	L	6	298	49.7	2	4	294	49.0	0	0	63	0
@DAL 9/22	L	5	238	47.6	4	16	222	44.4	0	0	57	0
SF 9/26	L	11	490	44.5	1	0	470	42.7	1	6	60	0
JAC 10/6	W	7	286	40.9	4	5	281	40.1	0	2	56	0
@HOU 10/13	W	3	135	45.0	2	6	129	43.0	0	1	47	0
@CAR 10/20	L	4	159	39.8	1	-1	160	40.0	0	0	52	0
SEA 10/28	L	4	182	45.5	3	9	173	43.3	0	2	55	0
TEN 11/3	L	5	242	48.4	2	8	234	46.8	0	1	57	0
@IND 11/10	W	5	242	48.4	3	25	217	43.4	0	1	61	0
CHI 11/24	W	2	97	48.5	1	0	97	48.5	0	0	51	0
@SF12/1	L	5	244	48.8	2	5	239	47.8	0	1	54	0
@ARI 12/8	L	5	257	51.4	2	3	214	42.8	2	0	64	0
NO 12/15	W	4	167	41.8	0	0	167	41.8	0	2	52	0
TB 12/22	W	2	88	44.0	0	0	88	44.0	0	1	46	0
@SEA 12/29	L	7	337	48.1	2	-2	339	48.4	0	1	58	0
TOTAL	7-9	78	3,609	46.3	30	79	3,450	44.2	4	19	64	0

2012 ST. LOUIS RAMS												
Game	W/L	No	Yds	Avg	Opp Ret	Opp Yds	Net Yds	Net Avg	TB	I20	Lg	Blk
@DET 9/9	L	5	241	48.2	5	53	188	37.6	0	1	57	0
WAS 9/16	W	3	163	54.3	1	-3	146	48.7	1	1	66	0
@CHI 9/23	L	6	279	46.5	3	39	220	36.7	1	1	56	0
SEA 9/30	W	4	156	39.0	2	1	155	38.8	0	1	48	0
ARI 10/4	W	7	398	56.9	5	76	322	46.0	0	3	68	0
@MIA 10/14	L	3	135	45.0	0	0	115	38.3	1	2	56	0
GB 10/21	L	2	99	49.5	1	15	84	42.0	0	1	55	0
NE 10/28	L	4	195	48.8	3	16	179	44.8	0	1	50	0
@SF 11/11	T	4	147	36.8	2	23	124	31.0	0	1	45	0
NYJ 11/18	L	5	251	50.2	3	29	222	44.4	0	1	57	0
@ARI 11/25	W	6	260	43.3	4	59	201	33.5	0	1	48	0
SF 12/2	W	9	388	43.1	2	6	382	42.4	0	3	63	0
@BUF 12/9	W	8	302	37.8	4	44	258	32.3	0	2	50	0
MIN 12/16	L	4	164	41.0	1	15	149	37.3	0	1	55	0
@TB 12/23	W	7	335	47.9	3	7	328	46.9	0	2	57	0
@SEA 12/30	L	5	243	48.6	2	22	201	40.2	1	0	57	0
TOTAL	7-8-1	82	3756	45.8	41	402	3274	39.9	4	22	68	0



14 | SHAUN HILL

Position:	Quarterback
Ht./Wt.:	6-3/220
Birth Date:	1/9/80
College:	Maryland
Hometown:	Parsons, Kan.
Experience:	13th year (1st Rams)
Acquired:	UFA(DET)-2014

Career GP/GS (Playoffs): 34/26 (0/0)



TRANSACTIONS: Signed with the Rams (3/31/14)...re-signed with the Detroit Lions to a two-year contract extension (3/7/12)... signed a one-year contract extension through 2011 with the Detroit Lions (7/10/10)...acquired by the Detroit Lions via trade from the San Francisco 49ers (3/16/10)...signed by the San Francisco 49ers as an unrestricted free agent (6/2/06)...signed as an undrafted rookie free agent with the Minnesota Vikings (4/25/02).

PRO: Through his first 16 career starts (10-6), his career .625 winning percentage as a starter was the fourth-highest winning percentage among all undrafted quarterbacks since 1970 (min. 10 starts)...all 16 starts at quarterback occurred while with the San Francisco 49ers (2006-09) and his winning percentage (.625) is the third-highest winning percentage in 49ers history...earned NFC Offensive Player of the Week for his performance vs. St. Louis (11/16/08), where he became the first 49ers quarterback to post a perfect QB rating in the first half...originally entered the league as an undrafted rookie free agent in 2002 with Minnesota where he served primarily as the team's third quarterback from 2002-05.

2013 SEASON: Saw action in Week 13's 40-10 victory vs. Green Bay (11/28), where he took two kneel-downs in the final minute.

2012 SEASON: at Tennessee (9/23) Entered the game with 1:16 left to play in the fourth quarter for an injured Matthew Stafford and engineered a remarkable comeback effort by leading two late touchdown drives...the first was completed with a three-yard pass to WR Calvin Johnson and the second a 46-yard Hail Mary deflection that landed in the hands of WR Titus Young for the score with no time left...became the first quarterback in NFL history to throw two touchdown passes in the final 18 seconds to either take the lead or send the game into overtime...during overtime, he completed 10-of-13 passes for 172 yards and two touchdowns...his passer rating was 157.9.

2011 SEASON: Finished the season in his second year as the Lions' back-up quarterback...**vs. Kansas City (9/18):** Saw time in the fourth quarter in the Lions' 48-3 home opener...**at Denver (10/30):** Played the majority of the fourth quarter.

2010 SEASON: Joined the Lions as the team's back-up quarterback after being acquired via trade from San Francisco...completed 257-of-416 passes (60.7 pct) on the year for 2,686 yards and 16 touchdowns...**at Chicago (9/12):** Came in during the third quarter in season opener after QB Matthew Stafford had to leave the game with a shoulder injury...finished with 9-of-19 pass completions for 88 yards and an interception...**vs. Philadelphia (9/19):** Started in place of an injured Stafford and connected on 25-of-45 pass attempts for a career-high 335 yards, including a long of 75 on a screen pass to RB Jahvid Best for a touchdown...the 75-yard pass was the longest of Hill's career...**At Minnesota (9/26):** Completed 67.4 percent of his passes (29-of-43) for 237 yards and a touchdown...his five-yard touchdown pass to TE Tony Scheffler in the first quarter gave Detroit a 7-0 lead...**At Green Bay (10/3):** Completed 34-of-54 for 331 yards and two touchdowns. Hill's 237 passing yards in the first half are the most he has thrown for in the first two quarters of a game in his career, and the 34 completions and 54 attempts were both career highs for in a game...**vs. St. Louis (10/10):** Completed 21-of-32 passes for 227 yards and three touchdowns...passer rating on the day was 117.6, second highest of his career.

2009 SEASON: Started the first six games of the season for the 49ers and was 87-of-155 for 943 yards with five touchdowns and two interceptions...**at Minnesota (9/27):** Connected with TE Vernon Davis on two touchdown passes, including a 20-yard, go-ahead score midway through the fourth quarter...**vs. St. Louis (10/4):** Threw two touchdown passes and posted a 104.9 QB rating...**vs. Atlanta (10/11):** Threw a 61-yard completion to WR Josh Morgan...also rushed for a career-high 53 yards.

2008 SEASON: Named starter midway through season and compiled a 5-3 record, completing 181-of-288 passes for 2,046 yards with 13 touchdowns and eight interceptions for a QB rating of 87.5...also added 24 carries for 115 yards and two touchdowns...**at Arizona (11/10):** Made first start of season and completed 19-of-40 passes for 217 yards with two touchdowns and two interceptions...**vs. St. Louis (11/16):** Named NFC Offensive Player of the Week after recording a career-high 142.3 QB rating on 15-of-20 passes for 213 yards with two touchdowns...also scored on a three-yard rush in second quarter...became first 49ers starting quarterback to post a perfect QB rating of 158.3 in the first half...the previous best was Steve Young's 156.5 rating vs. NO (9/14/97)...**at Dallas (11/23):** Registered a career-high 303 passing yards on 21-of-33 passing with two touchdowns and one interception for a QB rating of 100.9...**vs. New York Jets (12/7):** Completed 28-of-39 passes for 285 yards with two touchdowns and one interception for a QB rating of 98.8...connected on passes to 10 different receivers...**at St. Louis (12/21):** Orchestrated a come-from-behind 17-16 victory after completing 10-of-15 passes for 127 yards and two touchdowns in final quarter of play...his two touchdown passes occurred with less than five minutes remaining in fourth quarter...connected with WR Isaac Bruce for a three-yard touchdown to cap an 80-yard drive, bringing the 49ers within six points of the Rams with 2:57 left...completed a 48-yard game-winning touchdown with 1:31 left in the fourth quarter...**vs. Washington (12/28):** Rushed for a touchdown in the first quarter and threw for another in the fourth quarter to lead 49ers to victory...with the score tied at 24 and 1:09 left in the game, marched the team downfield, connecting on three passes for 52 yards to set up a game-winning 39-yard field goal.

2007 SEASON: Elevated from third quarterback role to starter after QB Trent Dilfer suffered a concussion vs. Minnesota (12/9) and QB Alex Smith was placed on injured/reserve...**vs. Minnesota (12/9):** Saw first regular season action as a member of 49ers and completed 22-of-27 passes for 181 yards and a touchdown after entering the game at the start of third quarter when Dilfer suffered a concussion...the pass attempts marked first of his career, having only taken kneel downs in 2005 with Minnesota... completed 6-of-7 passes on his first offensive drive, which was capped by his first career touchdown pass, a five-yard toss to WR Arnaz Battle...**vs. Cincinnati (12/15):** In his first NFL start, completed 21-of-28 passes for 197 yards and a touchdown for a 105.8 QB rating to go along with five carries for 12 yards, including his first career rushing touchdown in 20-13 victory...**vs. Tampa Bay (12/23):** Completed 11-of-24 passes for 123 yards and three touchdowns with one interception in a 21-19 victory...left game for a play in third quarter due to back injury, but returned on very next play and threw a five-yard touchdown pass to TE Vernon Davis.

2006 SEASON: Served as third quarterback for all 16 games.

2005 SEASON: Served primarily as Minnesota's third quarterback...**vs. Chicago (1/1):** Saw first action of season and knelt down in regular season finale.

2004 SEASON: Inactive for all 16 regular season games and both playoff games, dressing as Vikings third QB.

2003 SEASON: Served as third QB for 15 games and as backup at Atlanta (10/5)...was allocated to NFL Europa's Amsterdam Admirals, where he was named NFL Europa Offensive Player of the Week twice, and led NFL Europe in passing yards with 2,256.

2002 SEASON: Inactive for all 16 games as third QB after being signed by Vikings as an undrafted free agent (4/25).

COLLEGE: Two-year letterman for Maryland Terrapins, registering career passing totals of 3,158 yards and 19 touchdowns... helped school earn first All-Atlantic Coast title since 1985 after guiding Maryland to a berth in the Orange Bowl and a 10th overall national ranking during senior season in 2001...also earned second team all-ACC honors in his senior season...transferred to Maryland after starting college career at Hutchinson Community College in his native Kansas from 1998-99...earned all-Jayhawk Conference honorable mention as a sophomore, and all-Jayhawk Conference choice and an NJCAA All-America honorable mention as a freshman.

PERSONAL: As a three-year starter at quarterback and two-year starter at free safety at Parsons (Kan.) H.S., was a two-time all-Southeast Kansas First Team selection and an honorable mention all-state selection as a senior...also lettered in basketball, baseball and track...was a three-time all-SEK first-team choice in basketball, serving as team captain and earning all-state honors three times after guiding team to the state tournament as a junior and senior...also qualified for the state track meet as a senior... hosts annual fundraising golf tournament at high school alma mater to benefit booster club...hosts annual football camp in conjunction with the Parsons Police Football League...born Shaun Hill (1/9/80) in Parsons, Kan.

SHAUN HILL NFL STATISTICS

REGULAR SEASON

Year	Team	Passing										
		G/S	Att.	Cmp	Pct.	Yds	Yds/Att	TD	Int	Lg	Sk-Yds	Rtg.
2007	San Francisco	3/2	79	54	68.4	501	6.3	5	1	26	6-31	101.3
2008	San Francisco	9/8	288	181	62.8	2,046	7.1	13	8	48t	23-148	87.5
2009	San Francisco	6/6	155	87	56.1	943	6.1	5	2	61	18-107	79.6
2010	Detroit	11/10	416	257	61.8	2,686	6.5	16	12	75t	17-113	81.3
2011	Detroit	2/0	3	2	66.7	33	11.0	0	0	28	0-0	103.5
2012	Detroit	1/0	13	10	76.9	172	13.2	2	0	46t	0-0	157.9
2013	Detroit	1/0	0	0	0.0	0	0.0	0	0	0	0-0	0.0
Total		34/26	954	591	61.9	6,381	6.7	41	23	75t	64-399	85.9

Year	Team	Rushing				
		Att.	Yds.	Avg.	Lg	TD
2005	Minnesota	2	-2	-1.0	-1	0
2007	San Francisco	12	14	1.2	12	1
2008	San Francisco	24	115	4.8	24	2
2009	San Francisco	8	70	8.8	22	0
2010	Detroit	22	123	5.6	40	0
2011	Detroit	1	-1	-1.0	-1	0
2012	Detroit	1	-1	-1.0	-1	0
2013	Detroit	2	-2	-1.0	-1	0
Total		72	316	4.4	40	3

SINGLE GAME HIGHS

Attempts – 54, at Green Bay (10/3/10)

Completions – 34, at Green Bay (10/3/10)

Yards – 335, vs. Philadelphia (9/19/10)

Percentage – 81.5, vs. Minnesota (12/9/07)

Long – 75t, vs. Philadelphia (9/19/10)

Touchdowns – 3, two times, last vs. St. Louis (10/10/10)

Rush – 6, vs. Tampa Bay (12/23/07)

Yards – 53, two times, last at Green Bay (10/3/10)

Long – 40, at Green Bay (10/3/10)

Touchdowns – 1, three times, last vs. Washington (12/28/08)



64 | SEAN HOOEY

Position:	Offensive Lineman
Ht./Wt.:	6-9/304
Birth Date:	7/26/90
College:	Cincinnati
Hometown:	Litchfield, Mich.
Experience:	1st year (1st Rams)
Acquired:	FA-2013

Career GP/GS (Playoffs): 0/0 (0/0)




TRANSACTIONS: Signed a futures contract with the Rams (12/30/13)...signed with the Rams as an undrafted rookie free agent (5/13/13).

2013 SEASON: Spent the 2013 season on the Rams' practice squad.

COLLEGE: Appeared in 27 games with six starts at Cincinnati...played in six games as a senior while missing six due to ankle injury...was a letterwinner as a tight end and defensive lineman at Hillsdale High School after spending three years at Litchfield...received Associated Press honorable mention all-state recognition...invited to play in the 2008 Michigan East-West All-Star Game.

PERSONAL: Father, Tim, played linebacker at Western Kentucky and Montclair State.



49B | JORGEN HUS

Position:	Long Snapper
Ht./Wt.:	6-1/232
Birth Date:	9/12/89
College:	Regina (Ca.)
Hometown:	Saskatoon, Sask.
Experience:	1st year (1st Rams)
Acquired:	W(SEA)-2014

Career GP/GS (Playoffs): 0/0 (0/0)



TRANSACTIONS: Acquired via waivers (5/13/14)...released by the Seahawks (5/12/14), after signing (4/3/14)...signed with St. Louis as an undrafted rookie free agent (4/29/13).

COLLEGE: Played collegiately at the University of Regina (Canada) during the 2010-12 seasons...served as the team's long snapper, appearing in seven Canada West games and both of the team's postseason games...collected 12 solo tackles and 11 assisted tackles during the conference schedule...recorded the majority of his tackles on special teams, as he had eight solo tackles and eight assisted tackles on kickoff and punt returns alone...in 2011, handled the team's long snapping duties for the second consecutive season...recorded six solo tackles and two assisted tackles on special teams for the Regina Rams...named the CIS and Canada West Special Teams Player of the Week after his blocked punt led to a fumble return touchdown...in 2010, excelled on special teams in his first year with the Rams, recording four solo tackles and seven assisted tackles on punt and kickoff returns alone...also had an assisted sack at UBC on Sept. 24, 2010...enrolled in Champion Arts.

PERSONAL: Played for three seasons with the Saskatoon Hilltops (PFC) before attending the University of Regina...a 2007 graduate of St. Joseph High School in Saskatoon, Providence County.



21 | JANORIS JENKINS

Position:	Cornerback
Ht./Wt.:	5-10/198
Birth Date:	10/29/88
College:	North Alabama
Hometown:	Pahokee, Fla.
Experience:	3rd year (3rd Rams)
Acquired:	D2B-2012

Career GP/GS (Playoffs): 31/30 (0/0)



TRANSACTIONS: Selected in the second round of the 2012 draft (39th overall) on (4/26/12).

PRO: Third-year veteran has played in 31 games with 30 starts...collected 152 tackles (132 solo), one sack, five interceptions and 33 passes defended in his first two seasons...named to Pro Football Weekly's All-Rookie Team in 2012...led Rams with four interceptions and returned three for touchdowns during his rookie campaign...tied NFL rookie record with three interception returns for touchdowns and led NFL with four total defensive touchdowns.

2013 SEASON: Started 16 games...registered 69 tackles (57 solo), one sack, one interception and 18 passes defended...**vs. Arizona (9/8):** Registered five tackles (four solo) and three passes defended...**at Atlanta (9/15):** Notched eight tackles (six solo) and two passes defended...**at Dallas (9/22):** Recorded a personal best 10 tackles (seven solo)...**at Houston (10/13):** Snagged his first interception of the year from Texans QB T.J. Yates and returned it five yards...now has six career interceptions...also made two solo tackles...added a sack on Texans QB T.J. Yates, his first career sack...**vs. Chicago (11/24):** Made seven tackles (six solo)...added a pass defended...**vs. New Orleans (12/15):** Tied a career single game-high with four passes defended...made six tackles (five solo).

2012 SEASON: Named to Pro Football Weekly's All-Rookie Team...led Rams with four interceptions and returned three for touchdowns...tied NFL rookie record with three interception returns for touchdowns and led NFL with four total defensive touchdowns...led Rams with 15 passes defended and started 15 games...**at Detroit (9/9):** Earned a starting spot at right corner in his NFL debut...intercepted a pass from Lions' QB Matt Stafford at the Rams' 3-yard line and returned it 34 yards for his first career interception...made six solo tackles...**vs. Washington (9/16):** Started at right corner...registered six tackles (five solo)...added two passes defended...**at Chicago (9/23):** Started at right corner...recorded a career-high eight tackles (seven solo)...added two passes defended...**vs. Seattle (9/30):** Started at right corner...tallied four tackles (three solo)...added one pass defended...**vs. Arizona (10/4):** Started at right corner...notched four tackles (three solo) and four passes defended...leads the team in passes defended with nine...**at Miami (10/14):** Started at right corner...made four solo tackles...**vs. Green Bay (10/21):** Started at right corner...logged eight tackles (seven solo)...**vs. New England (10/28):** Started at right corner...registered six tackles (five solo) and two passes defended...**at San Francisco (11/11):** Declared inactive...**vs. New York Jets (11/18):** Started at right corner...blocked a 26-yard field goal attempt...last time the Rams blocked a field goal was when DE James Hall blocked a 49-yard field goal by K Nate Kaeding vs. San Diego (10/17/10)...also made four tackles (three solo)...added one pass defended...**at Arizona (11/25):** Started at corner...intercepted Arizona QB Ryan Lindley and returned it 36 yards for a touchdown... recorded a second interception for a touchdown when he picked off Lindley and returned it 39 yards...pushed his career total to three interceptions...he is the first Ram to record two interceptions for touchdowns in a game...he is the fourth rookie in NFL history with two interceptions for touchdowns in a single game...previous three came in 1925, 1948 and 1960...also made four solo tackles...**vs. San Francisco (12/2):** Started at corner...recovered a fumble at the San Francisco 2-yard line and returned it two yards for a touchdown...scored three touchdowns off turnovers in two consecutive games...he is the first Rams rookie to record three defensive touchdowns...the last time a Ram recorded three defensive touchdowns in a season was Mike Jones in 1999...also tallied six tackles (five solo) and one quarterback pressure...**at Buffalo (12/9):** Started at corner...notched six solo tackles and two passes defended...**vs. Minnesota (12/16):** Led the team in tackles with nine solo, including one for loss...**at Tampa Bay (12/23):** Started at corner...notched his fourth interception of the season, third for a touchdown...led the NFL in INT-TDs, and in overall defensive touchdowns with four...the play tied a franchise record for most INT-TDs in a season, Monte Jackson (1976) and Rod Perry (1978) each tallied three...his three TD-INTs are tied with Ronnie Lott and Lem Barney for most by a rookie in NFL history...he now has 150 interception yards on the season, stood for third-most in the NFL for 2012...notched six solo tackles, caused one fumble and had one pass defended...**at Seattle (12/30):** Started at corner...made two solo tackles...led the team in passes defended with 15 on the season.



Jenkins' two interceptions for touchdowns helped him earn NFC Defensive Player of the Week honors for Week 12

COLLEGE: Played final season at North Alabama after spending three seasons at Florida...was named Freshman All-American in 2008 while helping the Gators capture a BCS National Championship...Second-team All-SEC and third-team All-America as a junior in 2010...in 40 games at the University of Florida, Jenkins started 36 times, recording 121 tackles (92 solos) with two sacks for minus 18 yards, ten stops for losses of 51 yards and two forced fumbles...also deflected 25 passes and intercepted eight others for 91 yards in returns, including one touchdown...Division II second-team All-American as a senior at UNA.

PERSONAL: Attended Pahokee (Fla.) High School, where he was a Parade and EA Sports All-American defensive back...earned first-team Class 2B all-state honors as a senior...two-way star collected six interceptions and recorded over 80 tackles as a senior, while gaining over 1,000 yards on offense...rated the fourth-best cornerback in the nation by ESPNU...social & behavioral sciences major.

JANORIS JENKINS NFL STATISTICS

		REGULAR SEASON													
Year	Team	Tackles		Interceptions			Fumbles			Lg	TD	PD	FF	FR	Yds
		G/S	Total	Solo	Asst	Sk	Yds	Int	Yds						
2012	RAMS	15/14	83	75	8	0.0	0.0	4	150	41t	3	15	0	1	2
2013	RAMS	16/16	69	57	12	1.0	0.0	1	5.0	5	0	18	0	0	0
TOTAL		31/30	152	132	20	1.0	0.0	5	155	41t	3	33	0	1	2

JANORIS JENKINS GAME-BY-GAME STATS

2013 ST. LOUIS RAMS

Game	W/L	P/S	T	S	A	Sk	Yds	Int	Yds	Lg	TD	PD	FF	FR	Yds
ARI 9/8	W	1/1	5	4	1	0.0	0	0	0	0	3	0	0	0	0
@ATL 9/15	L	1/1	8	6	2	0.0	0	0	0	0	2	0	0	0	0
@DAL 9/22	L	1/1	10	7	3	0.0	0	0	0	0	0	0	0	0	0
SF 9/26	L	1/1	4	4	0	0.0	0	0	0	0	1	0	0	0	0
JAC 10/6	W	1/1	4	3	1	0.0	0	0	0	0	1	0	0	0	0
@HOU 10/13W	1/1	3	3	0	1.0	0	1	5.0	5	0	0	0	0	0	0
@CAR 10/20L	1/1	2	2	0	0.0	0	0	0	0	0	0	0	0	0	0
SEA 10/28	L	1/1	4	4	0	0.0	0	0	0	0	1	0	0	0	0
TEN 11/3	L	1/1	3	2	1	0.0	0	0	0	0	0	0	0	0	0
@IND 11/10	W	1/1	5	4	1	0.0	0	0	0	0	0	0	0	0	0
CHI 11/24	W	1/1	7	6	1	0.0	0	0	0	0	1	0	0	0	0
@SF 12/1	L	1/1	1	1	0	0.0	0	0	0	0	2	0	0	0	0
@ARI 12/8	L	1/1	2	2	0	0.0	0	0	0	0	2	0	1	0	0
NO 12/15	W	1/1	6	5	1	0.0	0	0	0	0	4	0	0	0	0
TB 12/22	W	1/1	4	3	1	0.0	0	0	0	0	1	0	0	0	0
@SEA 12/29	L	1/1	1	1	0	0.0	0	0	0	0	0	0	0	0	0
TOTAL	7-9	16/16	69	57	12	1.0	0	1	5.0	5	0	18	0	1	0

2012 ST. LOUIS RAMS

Game	W/L	P/S	T	S	A	Sk	Yds	Int	Yds	Lg	TD	PD	FF	FR	Yds
@DET 9/9	L	1/1	6	6	0	0.0	0	1	34	34	0	0	0	0	0
WAS 9/16	W	1/1	6	5	1	0.0	0	0	0	0	0	2	0	0	0
@CHI 9/23	L	1/1	8	7	1	0.0	0	0	0	0	0	2	0	0	0
SEA 9/30	W	1/1	4	3	1	0.0	0	0	0	0	0	1	0	0	0
ARI 10/4	W	1/1	4	3	1	0.0	0	0	0	0	0	4	0	0	0
@MIA 10/14	L	1/1	4	4	0	0.0	0	0	0	0	0	0	0	0	0
GB 10/21	L	1/1	8	7	1	0.0	0	0	0	0	0	0	0	0	0
NE 10/28	L	1/1	6	5	1	0.0	0	0	0	0	0	2	0	0	0
@SF 11/11	T														
NYJ 11/18	L	1/1	4	3	1	0.0	0	0	0	0	0	1	0	0	0
@ARI 11/25	W	1/1	4	4	0	0.0	0	2	76	39t	2	0	0	0	0
SF 12/2	W	1/1	6	5	1	0.0	0	0	0	0	0	0	0	1	2
@BUF 12/9	W	1/1	6	6	0	0.0	0	0	0	0	0	2	0	0	0
MIN 12/16	L	1/0	9	9	0	0.0	0	0	0	0	0	0	0	0	0
@TB 12/23	W	1/1	6	6	0	0.0	0	1	41	41t	1	1	1	0	0
@SEA 12/30	L	1/1	2	2	0	0.0	0	0	0	0	0	0	0	0	0
TOTAL	7-8	115/14	83	75	8	0.0	0	4	150	41t	3	15	1	1	2



22 | TRUMAINE JOHNSON

Position:	Cornerback
Ht./Wt.:	6-2/208
Birth Date:	1/1/90
College:	Montana
Hometown:	Stockton, Calif.
Experience:	3rd year (3rd Rams)
Acquired:	D3-2012

Career GP/GS (Playoffs): 32/15 (0/0)



TRANSACTIONS: Selected in the third round of the 2012 draft (65th overall) on (4/27/12).

PRO: Third-year pro has played in 32 games with 15 starts...tallied 101 career tackles (88 solo), five interceptions, and 15 passes defended.

2013 SEASON: Played in 16 games, earning 12 starts...totaled three interceptions, seven passes defended and 66 tackles (58 solo)...**vs. Arizona (9/8):** Saw action on defense and special teams...nabbed his first interception of the season and returned it 29 yards to the Arizona 4-yard line...the play helped set-up a 25-yard field goal...marks his longest interception return...he now has three career interceptions...added four solo tackles and one pass defended...**vs. Jacksonville (10/6):** Started at corner...recorded five tackles (three solo)...added a pass defended...**at Houston (10/13):** Started at corner...notched eight tackles (six solo) and one pass defended...**at Carolina (10/20):** Started at corner...tallied a career-high nine tackles (eight solo)...**at Indianapolis (11/10):** Started at corner...hauled in his second interception of the season, fourth career...also had five tackles (four solo) and one pass defended...**at Arizona (12/8):** Started at corner...tied a season high with nine solo tackles, including one for loss...also had one pass defended...**vs. New Orleans (12/15):** Started at corner...intercepted Saints QB Drew Brees in the end zone and returned it seven yards...marks his third interception this season, a new season high...also registered five solo tackles...**at Seattle (12/29):** Started at corner...notched seven tackles (six solo).

2012 SEASON: Finished season with two interceptions, eight passes defended and 35 total tackles while serving as the team's third corner for most of the season...**at Detroit (9/9):** Saw action on defense...**vs. Washington (9/16):** Saw action on defense...**at Chicago (9/23):** Saw action on defense...**vs. Seattle (9/30):** Intercepted a pass from Seattle QB Russell Wilson and returned it three yards...marked the first interception of his career...added a pass defended...**vs. Arizona (10/4):** Saw action on defense...tallied a season-high four solo tackles...added one special teams tackle...**at Miami (10/14):** Saw action on defense and special teams...made one special teams tackle...**vs. Green Bay (10/21):** Saw action on defense and special teams...registered one pass defended...**vs. New England (10/28):** Saw action on defense and special teams...tallied one pass defended...**at San Francisco (11/11):** Made his first NFL start at right cornerback...logged a season-best five tackles (four solo)...**vs. New York Jets (11/18):** Saw action on defense and special teams...recorded three solo tackles...**at Arizona (11/25):** Saw action on defense and special teams...made three solo tackles...**vs. San Francisco (12/2):** Saw action on defense and special teams...registered one solo tackle...**at Buffalo (12/9):** Saw action on defense and special teams...made four solo tackles, including one for loss...also made one special teams tackle...**vs. Minnesota (12/16):** Saw action on defense...registered one pass defense and three tackles (two solo)...**at Tampa Bay (12/23):** Started at corner...registered his second career interception...made four tackles (three solo)...added three passes defended...**at Seattle (12/30):** Started at corner...recorded a career-high eight tackles (six solo) and one pass defended.

COLLEGE: Started 42-of-47 games at Montana...recorded 173 tackles (105 solos) with 1.5 sacks, 13.0 stops for losses of 30 yards, a quarterback pressure and a safety as a result of his 2011 sack...deflected 35 passes and had fifteen interceptions for 188 yards in returns (12.53 avg) and a pair of touchdowns...gained 178 yards on eight kickoff returns (22.2 avg)...for his entire career, opponents have targeted 305 passes into the cornerback's area, as only 102 of those tosses were completed (33.44%), generating 658 yards, an average of 6.45 yards per pass completion and 2.16 yards per attempt...tied for fourth among active NCAA Football Championship Subdivision players with 15 interceptions (joined Jeremy Caldwell of Eastern Kentucky and Al-Rilwan Adeyemi of San Diego University), which also tied for fourth on the school career-record chart, matching the figure first attained by Tim Hauck (1987-89)...since the turn of the century year 2000, his 15 pass thefts are the second-highest total by a Big Sky Conference performer in a career, topped by K.J. Gerard of Northern Arizona (19; 2004-08)...his 35 pass deflections established a new school career record, surpassing the previous mark of 26 by Jimmy Wilson (2004-06, 2010)...notched 40 passes defended (break-ups and interceptions), the most in the FCS ranks, also setting a Grizzly all-time mark...sociology major.

PERSONAL: Attended Thomas Edison (Stockton, Calif.) High School...three-time gridiron letterman performed as a defensive back (mostly at strong safety), wide receiver and quarterback...handled kickoff return chores...son of Lynn Stallworth and Curtis Johnson...nicknamed "Tru"...born 1/01/90...resides in Stockton, California.

TRUMAINE JOHNSON NFL STATISTICS

Year	Team	G/S	Tackles		Interception		Fumbles		Lg	TD	PD	FF	FR	Yds
			Total	Solo	Asst	Sk	Yds	Int						
2012	RAMS	16/3	35	30	5	0	0	2	4	0	8	0	0	0
2013	RAMS	16/12	66	58	8	0	0	3	36	29	7	0	0	0
TOTAL		32/15	101	88	13	0	0	5	40	29	15	0	0	0

ADDITIONAL CAREER STATISTICS: Special Teams Tackles: 2012 (3).

TRUMAINE JOHNSON GAME-BY-GAME STATS

2013 ST. LOUIS RAMS															
Game	W/L	P/S	T	S	A	Sk	Yds	Int	Yds	Lg	TD	PD	FF	FR	Yds
ARI 9/8	W	1/0	4	4	0	0.0	0	1	29	29	0	1	0	0	0
@ATL 9/15	L	1/0	0	0	0	0.0	0	0	0	0	0	0	0	0	0
@DAL 9/22	L	1/1	1	1	0	0.0	0	0	0	0	0	0	0	0	0
SF 9/26	L	1/0	0	0	0	0.0	0	0	0	0	0	0	0	0	0
JAC 10/6	W	1/1	5	3	2	0.0	0	0	0	0	0	1	0	0	0
@HOU 10/13	W	1/1	8	6	2	0.0	0	0	0	0	0	1	0	0	0
@CAR 10/20	L	1/1	9	8	1	0.0	0	0	0	0	0	0	0	0	0
SEA 10/28	L	1/1	2	2	0	0.0	0	0	0	0	0	0	0	0	0
TEN 11/3	L	1/0	2	2	0	0.0	0	0	0	0	0	0	0	0	0
@IND 11/10	W	1/1	5	4	1	0.0	0	1	0	0	0	1	0	0	0
CHI 11/24	W	1/1	4	4	0	0.0	0	0	0	0	0	0	0	0	0
@SF 12/1	L	1/1	3	3	0	0.0	0	0	0	0	0	1	0	0	0
@ARI 12/8	L	1/1	9	9	0	0.0	0	0	0	0	0	1	0	0	0
NO 12/15	W	1/1	5	5	0	0.0	0	1	7	7	0	0	0	0	0
TB 12/22	W	1/1	2	1	1	0.0	0	0	0	0	0	1	0	0	0
@SEA 12/29	L	1/1	7	6	1	0.0	0	0	0	0	0	0	0	0	0
TOTAL	7-9	16/12	66	58	8	0	0	3	36	29	0	7	0	0	0

2012 ST. LOUIS RAMS															
Game	W/L	P/S	T	S	A	Sk	Yds	Int	Yds	Lg	TD	PD	FF	FR	Yds
@DET 9/9	L	1/0	0	0	0	0.0	0	0	0	0	0	0	0	0	0
WAS 9/16	W	1/0	0	0	0	0.0	0	0	0	0	0	0	0	0	0
@CHI 9/23	L	1/0	0	0	0	0.0	0	0	0	0	0	0	0	0	0
SEA 9/30	W	1/0	0	0	0	0.0	0	1	4	0	0	1	0	0	0
ARI 10/4	W	1/0	4	4	0	0.0	0	0	0	0	0	0	0	0	0
@MIA 10/14	L	1/0	0	0	0	0.0	0	0	0	0	0	0	0	0	0
GB 10/21	L	1/0	0	0	0	0.0	0	0	0	0	0	1	0	0	0
NE 10/28	L	1/0	0	0	0	0.0	0	0	0	0	0	1	0	0	0
@SF 11/11	T	1/1	5	4	1	0.0	0	0	0	0	0	0	0	0	0
NYJ 11/18	L	1/0	3	3	0	0.0	0	0	0	0	0	0	0	0	0
@ARI 11/25	W	1/0	3	3	0	0.0	0	0	0	0	0	0	0	0	0
SF 12/2	W	1/0	1	1	0	0.0	0	0	0	0	0	0	0	0	0
@BUF 12/9	W	1/0	4	4	0	0.0	0	0	0	0	0	0	0	0	0
MIN 12/16	L	1/0	3	2	1	0.0	0	0	0	0	0	1	0	0	0
@TB 12/23	W	1/1	4	3	1	0.0	0	1	0	0	0	3	0	0	0
@SEA 12/30	L	1/1	8	6	2	0.0	0	0	0	0	0	1	0	0	0
TOTAL	7-8-1	16/3	35	30	5	0	0	2	4	0	0	8	0	0	0



67 | BARRETT JONES

Position:	Center/Guard
Ht./Wt.:	6-4/308
Birth Date:	5/25/90
College:	Alabama
Hometown:	Germantown, Tenn.
Experience:	2nd year (2nd Rams)
Acquired:	D4-2013

Career GP/GS (Playoffs): 3/0 (0/0)



TRANSACTIONS: Selected by the Rams in the fourth round (113th overall) of the 2013 NFL Draft (4/27/13).

2013 SEASON: Played in four games...**at Arizona (12/8):** Saw first NFL action..**vs. New Orleans (12/15):** Saw action on special teams...**vs. Tampa Bay (12/22):** Saw action on special teams...**at Seattle (12/29):** Saw action on special teams.

COLLEGE: Three-time All-American started at three different positions during well-decorated career at Alabama that included three National Championships...first-team All-American as a senior...earned Rimington Trophy as country's best center in 2012... won Outland Trophy, which recognizes top interior lineman, following junior season at left tackle...four-time Academic All-American...started 50 games for the Tide – 25 at right guard during the 2009-10 campaigns, 11 at left tackle as a junior and 14 at center in 2012...as a senior, he also saw playing time at three other offensive line positions...as a senior, named the National Football Foundation's winner of the prestigious William V. Campbell Award, given to the nation's best football student-athlete (commonly referred to as the "Academic Heisman")...was one of three finalists for the Outland Trophy (top interior lineman) and one of three for the Lombardi Award (top lineman or linebacker)...joined Notre Dame linebacker Manti Te'o as only FBS football players in 2012 to be named an Associated Press first-team All-American and a Capital One/CoSIDA first-team Academic All-American...did not allow an opponent to sack a Crimson Tide quarterback on 287 pass attempts and missed only six assignments in 731 snaps (99.2 percent)...as a junior, was unanimous All-America first-team selection from The NFL Draft Report, American Football Coaches Association, Walter Camp, Football Writers Association, Sporting News, ESPN, Sports Illustrated, CBS Sports and Rivals.com...All-SEC first-team from the league's coaches and Associated Press...awarded the Jacobs Blocking Trophy, given to the top offensive lineman in the SEC...as a sophomore, earned First-team Academic All-American honors, in addition to being named third-team All-American from The NFL Draft Report and Associated Press...first-team All-SEC selection was on the watch list for the Outland Trophy after starting 11 contests at right offensive guard...as a freshman in 2009, started all 14 games at right guard for the national championship team...earned Freshman All-American honors from The NFL Draft Report...redshirted in 2008...played in three games as a true freshman.

PERSONAL: Recognized as top prospect in Tennessee following high school career in Memphis...played in the 2007 U.S. Army All-American game...owns both a bachelor's and master's degree in accounting...won the 2012 William V. Campbell Trophy, an award given by the National Football Foundation & College Hall of Fame to college's football's "best and brightest"...father Rex played basketball at Alabama.


JONES' Games Played-Starts: 2013 (3/0).



69 | DAVIN JOSEPH

Position:	Guard
Ht./Wt.:	6-3/313
Birth Date:	11/22/83
College:	Oklahoma
Hometown:	Hallendale, Fla.
Experience:	9th year (1st Rams)
Acquired:	UFA(TB)-2014

Career GP/GS (Playoffs): 100/99 (1/1)



TRANSACTIONS: Selected in the first-round (23rd overall) of the 2006 NFL Draft by the Buccaneers.

PRO: Selected to the 2012 and 2009 Pro Bowls...awarded PFW Midseason All-Pro honors in 2011...has played in 100 games with 99 starts and played in one playoff game with one start...helped lead the offense to 5,456 total yards in 2008, the highest single-season total in franchise history...helped lead the offense to 361 points in 2008, the second highest single-season total in team history...part of a Buccaneers offense that averaged 4.17 yards per rush in 2007 to rank second in team history...made a relatively smooth and rapid transition from college level to professional ranks, winning starting right guard job during preseason of rookie year.

2013 SEASON: Started all 16 games on the season...Played in his 100th career game in the season finale at New Orleans (12/29).

2012 SEASON: Placed on Injured/Reserve on August 27.

COLLEGE: Followed former Sooner defensive end Lee Roy Selmon in 1976 as the second player from the University of Oklahoma to be selected in the first round by the Buccaneers...played in 50 games with 40 starts at both guard and tackle (2002-05)...consensus first-team All-Big 12 as a senior...named second-team Academic All-Big 12...majored in sociology.

PERSONAL: Attended Hallendale High School (Hallendale, Florida) where he was a four-year starter and named All-State... Broward County Defensive Player of the Year as a senior...ranked eighth among the nation's high school heavyweight wrestlers as the 2A state wrestling champion in Florida...was selected to participate in the NFL-USO Tour to the Middle East in March 2013 alongside the NFL's Champ Bailey, D'Qwell Jackson, Von Miller, Steve Smith, and J.J. Watt...spoke to students at Northwest Elementary about the importance of physical fitness, helped present a \$10,000 Play 60 grant, and led students through a P.E. class to congratulate the winners of the Play 60 Super School contest in November 2012...with TEAM DAVIN, led the NFL in promoting volunteerism through the league's LIVE UNITED campaign by recruiting more than 3,500 community volunteers in 2012 - more than double the mark of the second place player on United Way's TEAM NFL leaderboard and more than 25 other players' recruitments combined...serves as the Buccaneers' spokesman for the NFL/United Way's LIVE: UNITED campaign, promoting volunteerism and service throughout the Tampa Bay community...named the Buccaneers' 2011 and 2012..man of the Year for his leadership and efforts on and off the football field...initiated the Davin Joseph Events for Cause Foundation to enhance the quality of youth opportunities by strengthening athletic and performing arts programs in public schools, community based nonprofits and clubs in Hallendale Beach and Tampa, Florida...along with teammates, cheerleaders and staff, hosted a Play 60 event in partnership with United Way at Potter Elementary School in November 2011 and 2012 to promote physical activity and sound nutrition...in 2011, adopted Tampa's Blake High School football team by sponsoring pregame meals, attending home football games, and presenting the school with a \$10,000 donation to renovate the weight room...along with the offensive line and tight ends, surprised 26 single mothers with gifts for the holidays in December 2010...with teammate Jeremy Trueblood, sponsored and participated in a weekly surprise \$1,000 shopping spree for a total of 16 different underprivileged families throughout the 2010 season..helped initiate "Turkey Time with the OLine," a Thanksgiving program sponsored by the offensive line which has provided more than 3,600 meals to local needy families from 2007-2012...served as a celebrity coach at the Pop Warner Adrenalyn Bowl, signing autographs, posing for pictures and coaching youth during the annual Pop Warner championship football game in February 2010...provides charitable groups with tickets to Buccaneers home games through Davin's Dream Team, his gameday ticket program...born Davin Joseph on November 22, 1983 in Hallendale, Florida.

JOSEPH'S GAMES PLAYED STATS: Tampa 2013 (16/16), 2011 (16/16), 2010 (11/11), 2009 (16/16), 2008 (12/12), 2007 (17/17), 2006 (13/12). **TOTAL:** 100/99 (1/1)



88 | LANCE KENDRICKS

Position:	Tight End
Ht./Wt.	6-3/250
Birth Date:	1/30/88
College:	Wisconsin
Hometown:	Milwaukee, Wisc.
Experience:	4th year (4th Rams)
Acquired:	D2-2011 (47th)
Career GP/GS (Playoffs): 46/37 (0/0)	



TRANSACTIONS: Drafted in the second round (47th overall) in the 2011 NFL Draft by the St. Louis Rams.

PRO: Fourth-year pro has played in 46 games with 37 starts...recorded 102 career catches for 1,129 yards and eight touchdowns...set new career highs in catches (42) and receiving yards (519) in 2012.

2013 SEASON: Played in 15 games with 13 starts...hauled in 32 receptions for 258 yards and four touchdowns...Ed Block Courage Award recipient...**at Dallas (9/22):** Started at tight end...hauled in a career-high five receptions for 36 yards...**vs. San Francisco (9/26):** Started at tight end...caught his first touchdown pass of the season (fifth of his career) on a 6-yard pass from QB Sam Bradford...**vs. Jacksonville (10/6):** Started at tight end...caught his second touchdown pass of the season (sixth career) on a 16-yard pass from QB Sam Bradford...finished with four receptions for 37 yards...**at Houston (10/13):** Started at tight end...caught his third touchdown pass of the season (seventh career) on a 2-yard pass from QB Sam Bradford...**vs. New Orleans (12/15):** Started at tight end...caught a 4-yard touchdown pass for his fourth touchdown of the season and eighth of his career...tied a career high for touchdowns in a single season...**at Seattle (12/29):** Started at tight end...led the team with 54 yards receiving on five catches, including one for a season-long of 21 yards.

2012 SEASON: Tied for third among Rams with 42 receptions...set new career highs in catches (42) and receiving yards (519)...hauled in four touchdown passes...**vs. Arizona (10/4):** Caught a seven-yard touchdown pass, the first touchdown of his career...**at Miami (10/14):** Recorded season highs in catches (four) and receiving yards (40)...**vs. New England (10/28):** Tied for the team lead in receptions with four for 32 yards...**at San Francisco (11/11):** Caught three passes for a season-high 48 yards...**at Arizona (11/25):** Caught a 37-yard touchdown pass, the second-longest reception of his career...**vs. Minnesota (12/16):** Caught three passes for 35 yards and his third touchdown of the season...**at Tampa Bay (12/23):** Caught four passes for 119 yards and a touchdown...marked his first career 100-yard receiving game...recorded a career-long 80-yard reception for a touchdown...it was the longest reception in franchise history for a tight end.

2011 SEASON: Played in 15 games, registered 10 starts...caught 28 passes for 352 yards...**vs. Philadelphia (9/11):** Earned first career start in his NFL debut against the Eagles...caught one pass for 18 yards...**vs. Washington (10/2):** Started at tight end...tallied four catches for 33 yards...**at Green Bay (10/16):** Set a new career long with a 45-yard reception in the first quarter...totaled 71 yards, also a new career-high, on four receptions.

COLLEGE: Started 17 of 30 games at Wisconsin, catching 62 passes for 914 yards (14.7 yards per catch) and six touchdowns...added 98 yards on eight carries (12.3 yards per carry)...moved into 25th on the school's career-record list with 914 receiving yards, topping Paul Hubbard (909 yards, 2004-07)...registered 53 first down receptions...43 catches gained at least 10 yards, including 17 for 20 yards or longer...made 18 receptions inside the red zone,...became the first Badger to receive Mackey Award National Tight End Player of the Week honors in consecutive games (vs. Arizona State and Austin Peay in 2010)... became the first Wisconsin tight end to record consecutive 100-yard receiving performances (131 vs. Arizona State and 103 vs. Austin Peay in 2010) since Travis Beckum first accomplished that feat in 2007 vs. Michigan State (132) and Illinois (161)...gained at least 100 yards receiving in a game three times during his career...became just the third player in school history to total over 100 yards receiving in a bowl game, as he generated 128 yards vs. Miami in the 2009 Champs Sports Bowl...seven catches in the 2009 Champs Sports Bowl rank second to Pat Richter's eleven receptions in the 1963 Rose Bowl in the UW post-season record book...131 receiving yards vs. Arizona State in 2010 rank as the eighth-best game performance by a Wisconsin tight end (fourth-best in a regular season contest) and were the most by a player at his position since Beckum gained 160 yards vs. Illinois (10/06/2007).

PERSONAL: Attended Rufus King (Milwaukee, Wis.) High School...rated the second best overall prospect in the state by Rivals.com during his senior year...received a four-star prospect rating from that recruiting service, which also placed him 30th among the nation's receivers...rated as the nation's 12th best receiver by Scout.com, as the Prep Star All-American "Dream Team" selection was named to the ESPN Top 150 squad...added Super Prep All-American honors, as that service rated him the 12th-best overall prospect in the Midwest and the 14th-best receiver in the nation...placed 19th on the Detroit Free Press All-Midwest team, adding All-State honors as a senior and All-City accolades in each of his final two seasons...as junior and senior, chosen the Generals' Most Valuable Player and served as the squad's captain during his final campaign...also garnered All-Milwaukee City League recognition...recorded 102 receptions for 1,905 yards during his four-year football career...made 35 catches for 735 yards and 12 touchdowns while picking up 157 yards on 22 carries to lead his team to a 6-4 record and second place finish in the Milwaukee City League as a junior in 2004...had six interceptions as a defensive back during his junior campaign...generals

matched that record again in 2005, as their team captain produced 42 receptions for 640 yards and 10 touchdowns in 2005... lettered four times in track, capturing the AUU championship in the triple jump in each of his four seasons...finished second in that event at the 2005 state championships after placing third the previous year...also competed for the school's basketball team one season and graduated with a 3.1 grade point average...economics major...son of Linda and Leon Kendricks...born 1/30/88.

LANCE KENDRICKS NFL STATISTICS

REGULAR SEASON												
Year	Team	G/S	Receiving				Rushing					
			No	Yds	Avg	Lg	TD	Att	Yds	Avg	Lg	TD
2011	RAMS	15/10	28	352	12.6	45	0	1	-8	-8	-8	0
2012	RAMS	16/14	42	519	12.4	80t	4	0	0	0	0	0
2013	RAMS	15/13	32	258	8.1	21	4	0	0	0	0	0
Total		46/37	102	1,129	11.1	80t	8	1	-8	-8	-8	0

ADDITIONAL CAREER STATISTICS: Caught one pass for 19 yards from P Johnny Hekker at San Francisco (11/11/12)...caught a pass from Sam Bradford for a two-point conversion vs. San Francisco (12/2/12).

LANCE KENDRICKS GAME-BY-GAME STATS

2013 ST. LOUIS RAMS												
Game	W/L	P/S	Receiving				Rushing					
			No	Yds	Avg	Lg	TD	Att	Yds	Avg	Lg	TD
ARI 9/8	W	1/1	3	25	8.3	10	0	0	0	0.0	0	0
@ATL 9/15	L	1/0	2	23	11.5	17	0	0	0	0.0	0	0
@DAL 9/22	L	1/1	5	36	7.2	18	0	0	0	0.0	0	0
SF 9/26	L	1/1	1	6	6.0	6t	1	0	0	0.0	0	0
JAC 10/6	W	1/1	4	37	9.3	16t	1	0	0	0.0	0	0
@HOU 10/13	W	1/1	1	2	2.0	2t	1	0	0	0.0	0	0
@CAR 10/20	L	1/1	2	7	3.5	4	0	0	0	0.0	0	0
SEA 10/28	L	1/1	2	23	11.5	18	0	0	0	0.0	0	0
TEN 11/3	L	1/0	3	13	4.3	13	0	0	0	0.0	0	0
@IND 11/10	W					Inactive						
CHI 11/24	W	1/1	0	0	0.0	0	0	0	0	0.0	0	0
@SF 12/1	L	1/1	0	0	0.0	0	0	0	0	0.0	0	0
@ARI 12/8	L	1/1	1	15	15.0	15	0	0	0	0.0	0	0
NO 12/15	W	1/1	2	13	6.5	9	1	0	0	0.0	0	0
TB 12/22	W	1/1	1	4	4.0	4	0	0	0	0.0	0	0
@SEA 12/29	L	1/1	5	54	10.8	21	0	0	0	0.0	0	0
TOTAL	7-9	15/13	32	258	8.1	21	4	0	0	0.0	0	0

2012 ST. LOUIS RAMS												
Game	W/L	P/S	Receiving				Rushing					
			No	Yds	Avg	Lg	TD	Att	Yds	Avg	Lg	TD
@DET 9/9	L	1/1	2	16	8.0	8	0	0	0	0.0	0	0
WAS 9/16	W	1/0	2	25	12.5	14	0	0	0	0.0	0	0
@CHI 9/23	L	1/0	3	18	6.0	8	0	0	0	0.0	0	0
SEA 9/30	W	1/1	2	22	11.0	26	0	0	0	0.0	0	0
ARI 10/4	W	1/1	1	7	7.0	7	1	0	0	0.0	0	0
@MIA 10/14	L	1/1	4	40	10.0	23	0	0	0	0.0	0	0
GB 10/21	L	1/1	2	5	2.5	5	0	0	0	0.0	0	0
NE 10/28	L	1/1	4	32	8.0	11	0	0	0	0.0	0	0
@SF 11/11	T	1/1	3	48	16.0	19	0	0	0	0.0	0	0
NYJ 11/18	L	1/1	2	14	7.0	7	0	0	0	0.0	0	0
@ARI 11/25	W	1/1	1	37	37.0	37t	1	0	0	0.0	0	0
SF 12/2	W	1/1	3	32	10.7	20	0	0	0	0.0	0	0
@BUF 12/9	W	1/1	3	36	12.0	22	0	0	0	0.0	0	0
MIN 12/16	L	1/1	3	35	11.7	16	1	0	0	0.0	0	0
@TB 12/23	W	1/1	4	119	29.8	80t	1	0	0	0.0	0	0
@SEA 12/30	L	1/1	3	33	11.0	15	0	0	0	0.0	0	0
TOTAL	7-8-1	16/14	42	519	12.4	80t	4	0	0	0.0	0	0

2011 ST. LOUIS RAMS												
Game	W-L	P/S	Receiving				Rushing					
			No	Yds	Avg	Lg	TD	Att	Yds	Avg	Lg	TD
PHI 9/11	L	1/1	1	18	18.0	18	0	0	0	0.0	0	0
@NYG 9/19	L	1/1	1	26	26.0	26	0	0	0	0.0	0	0
BAL 9/25	L	1/1	2	25	12.5	13	0	1	-8	-8.0	-8	0
WAS 10/2	L	1/1	4	33	8.3	11	0	0	0	0.0	0	0
@GB 10/16	L	1/0	4	71	17.8	45	0	0	0	0.0	0	0
@DAL 10/23	L	1/0	0	0	0.0	0	0	0	0	0.0	0	0
NO 10/30	W	1/0	1	2	2.0	2	0	0	0	0.0	0	0
@ARI 11/6	L	1/1	1	7	7.0	7	0	0	0	0.0	0	0
@CLE 11/13	W					Inactive						
SEA 11/20	L	1/0	2	21	10.5	13	0	0	0	0.0	0	0
ARI 11/27	L	1/1	3	37	12.3	24	0	0	0	0.0	0	0
@SF 12/4	L	1/1	0	0	0.0	0	0	0	0	0.0	0	0
@SEA 12/12	L	1/1	1	26	26.0	26	0	0	0	0.0	0	0
CIN 12/18	L	1/1	3	19	6.3	9	0	0	0	0.0	0	0
@PIT 12/24	L	1/1	2	13	6.5	7	0	0	0	0.0	0	0
SF 1/1/11	L	1/1	3	54	18.0	22	0	0	0	0.0	0	0
TOTALS	2-14	15/10	28	352	12.6	45	0	1	-8	-8.0	-8	0



98 | KENDALL LANGFORD

Position:	Defensive Tackle
Ht./Wt.	6-6/313
Birth Date:	1/27/86
College:	Hampton
Hometown:	Petersburg, Va.
Experience:	7th year (3rd Rams)
Acquired:	UFA (MIA) - 2012

Career GP/GS (Playoffs): 96/86 (1/1)



TRANSACTIONS: Signed by St. Louis as a free agent (3/17/12)...originally a third-round draft choice (66th overall) of the Dolphins in 2008.

PRO: Seventh-year pro, enters his third year with the Rams...played in 96 games with 86 starts...collected 15.0 career sacks, set a new single season high in 2013 with five sacks...posted over 250 career tackles.

2013 SEASON: Started 16 games...collected 69 tackles (42 solo), five sacks, and three passes defended...**vs. Arizona (9/8):** Recorded six tackles (two solo), including one tackle for loss...**at Dallas (9/22):** Notched 1.0 sack, his first of the season...pushed his career sack total to 11.0...recorded three tackles (one solo) and three quarterback pressures...**at Houston (10/13):** Recorded a season-high eight tackles (seven solo), including one tackle for loss...**at Carolina (10/20):** Recorded six tackles (three solo), including one tackle for loss...**vs. Tennessee (11/3):** Started at defensive tackle...notched a career-high 2.0 sacks to increase his season total to 3.0 and his career to 13.0...added seven tackles (five solo), including two for loss...**at San Francisco (12/1):** Sacked 49ers QB Colin Kaepernick for a six-yard loss...increased his season sack total to career-high 4.0 and 14.0 career...also added one solo tackle and one pass defended...**at Seattle (12/29):** Started at defensive tackle...recorded three tackles (one solo)...added one sack.

2012 SEASON: Finished first season in St. Louis with 57 tackles, 20 quarterback pressures and eight quarterback hits...also had 2.0 sacks...**at Chicago (9/23):** Started at defensive tackle and recorded a season-high seven solo tackles...**at San Francisco (11/11):** Started at defensive tackle...recorded seven tackles (four solo)...**at Buffalo (12/9):** Started at defensive tackle...recorded his first sack of the season...totalled three tackles (two solo)...**at Tampa Bay (12/23):** Started at defensive tackle...recorded two tackles...added one sack for a loss of five yards.

2011 SEASON: Started 12 times and played in a reserve role four times in 2011...recorded 20 tackles (15 solo)...**at San Diego (10/2):** Recorded three tackles...**vs. Denver (10/23):** Recorded two tackles including one tackle for a loss of six yards and a forced fumble...**at New York Giants (10/30):** Tied a season-high three tackles...**vs. Buffalo (11/20):** Had two solo tackles and one pass defended.

2010 SEASON: Had 47 tackles this season...tied for third on the team with three sacks...started all 16 games...**at Minnesota (9/19):** Had five tackles including one sack...**vs. New England (10/4):** Finished second on the team in tackles with six stops, including one sack...**at New York Jets (12/12):** Collected four tackles, one sack and a forced fumble...the sack and the forced fumble came on the same play when he sacked QB Mark Sanchez, forced him to fumble, and was subsequently recovered by Quentin Moses...led to the Dolphins' only touchdown in the game in their 10-6 win...**at New England (1/2/11):** Tallied six tackles and one forced fumble...resulted in a turnover recovered by Paul Soliai.

2009 SEASON: Played in all 16 games for the second straight season with 14 starts...notched 43 tackles and 2.5 sacks... **at San Diego (9/27):** Registered four tackles, including one sack for an eight yard loss...**at Buffalo (11/29):** Recorded one tackle and a half sack...**at Tennessee (12/20):** Had three tackles which included one sack...**vs. Pittsburgh (1/3/10):** Recorded a career high six tackles.

2008 SEASON: Played in all 16 games, started 13...tallied 31 tackles and two sacks...**vs. N.Y. Jets (9/7):** Made Dolphins and NFL debut in a start...had three tackles including one sack, tackling Jets quarterback Brett Favre for a seven-yard loss...became the first Dolphin rookie to register a sack in a season opener since a contest vs. Indianapolis (8/31/97), when rookies Jason Taylor and Derrick Rodgers both had sacks... **at Arizona (9/14):** Had two tackles including one sack...recorded sacks in the first two games this season, becoming the first Dolphin rookie to have a sack in each of his first two NFL games since sacks became an official statistic in 1982...**at Denver (11/2):** Part of a defensive line that helped limit the Broncos to 14 rushing yards, a Dolphin single game team defensive record...**AFC Wild Card game vs. Baltimore (1/4/09):** Made playoff debut in a starting role...had two tackles.

COLLEGE: Was a four-year letterman (2004-07) and three-year starter at Hampton...Named first-team All-Mid-Eastern Athletic Conference choice as a senior, junior and sophomore, becoming the school's first defensive lineman to be named first-team All-Conference three consecutive seasons since former Dolphins defensive tackle Ike Readon (1987) was named All-CIAA from 1983-1985...Recorded 236 tackles (110 solo) with 23.5 sacks for minus 175 yards, 56.5 stops for loss and 39 quarterback pressures in his career...Also caused nine fumbles and recovered another for a 30-yard touchdown return...Deflected five passes, returned an interception 22 yards for a touchdown and blocked five kicks...Started 11 games at right defensive end as a senior in 2007...Led the team with 72 tackles (32 solo) and 12 quarterback pressures...Ranked second on the squad with six sacks for

minus 57 yards and 13.5 stops for loss...Also caused two fumbles and deflected a pass...On special teams, he blocked a kick and also recovered a blocked field goal...Played in the Senior Bowl and the East-West Shrine Game ... Started all 12 games as a junior in 2006 ... Named first-team All-American and All-MEAC...Helped the school rank sixth in the nation in scoring defense (14.5 ppg)...Led team's down linemen with 55 tackles (32 solo) and topped team and ranked third in the MEAC with 8.5 sacks for minus 58 yards...Finished second in the conference with 16 stops for loss and registered eight quarterback pressures and caused two fumbles...Also blocked a kick and deflected one pass...Started all 12 games at left defensive end as a sophomore in 2005...Earned first-team all-conference honors...Led a defense which ranked second in the nation in scoring defense...Finished second on the team with 65 tackles (31 solo), tied for third on the squad with 4.5 sacks for minus 40 yards and led squad with 15.5 stops for loss...Registered 12 quarterback pressures and caused three fumbles...Also blocked a pair of kicks and deflected two passes...Played in 12 games with three starts as a freshman in 2004...Named as a freshman All-America selection...Ranked sixth on the team with 44 tackles (15 solo) and placed second on the squad with 4.5 sacks for minus 20 yards and 11.5 stops for loss...Collected seven quarterback pressures and caused two fumbles...Also recovered a fumble that he advanced 30 yards for a touchdown...Earned degree in sports management.

PERSONAL: Attended Petersburg (Va.) High School...Earned first-team all-district and second-team All-Metro and All-Region honors as a senior defensive lineman...Lists "Law & Order" as favorite television show, "Life" as favorite movie and Jay-Z as favorite recording artist...Enjoys playing video games in spare time...Full name is Kendall Arkel Langford, born January 27, 1986 in Petersburg, Va.

KENDALL LANGFORD NFL STATISTICS


REGULAR SEASON															
Year	Team	G/S	Tackles		Asst	Sk	Yds	Interceptions				PD	FF	Fumbles	
			Total	Solo				No	Yds	Lg	TD			FR	Yds
2008	Miami	16/13	31	25	6	2.0	12.0	0	0	0	0	3	0	0	0
2009	Miami	16/13	43	33	10	3.0	8.0	0	0	0	0	1	1	0	0
2010	Miami	16/16	47	33	14	3.0	3.0	0	0	0	0	4	2	0	0
2011	Miami	16/12	20	15	5	0.0	0.0	0	0	0	0	1	1	0	0
2012	RAMS	16/16	57	27	30	2.0	7.5	0	0	0	0	2	0	0	0
2013	RAMS	16/16	69	42	27	5.0	28.0	0	0	0	0	3	0	0	0
Total		96/86	267	175	92	15.0	58.5	0	0	0	0	14	4	0	0

SINGLE GAME HIGHS
 Total Tackles – 8, at Houston (10/13/13)
 Solo Tackles – 7, at Houston (10/13/13)
 Sacks – 2.0 vs. Tennessee (11/3/13)

KENDALL LANGFORD GAME-BY-GAME STATS

2013 ST. LOUIS RAMS															
Game	W/L	P/S	T	S	A	Sk	Yds	Int	Yds	Lg	TD	PD	FF	FR	Yds
ARI 9/8	W	1/1	6	2	4	0.0	0	0	0	0	0	0	0	0	0
@ATL 9/15	L	1/1	2	0	2	0.0	0	0	0	0	0	0	0	0	0
@DAL 9/22	L	1/1	3	1	2	1.0	7	0	0	0	0	0	0	0	0
SF 9/26	L	1/1	3	2	1	0.0	0	0	0	0	0	0	0	0	0
JAC 10/6	W	1/1	4	3	1	0.0	0	0	0	0	0	1	0	0	0
@HOU 10/13	W	1/1	8	7	1	0.0	0	0	0	0	0	0	0	0	0
@CAR 10/20	L	1/1	6	3	3	0.0	0	0	0	0	0	0	0	0	0
SEA 10/28	L	1/1	5	2	3	0.0	0	0	0	0	0	0	0	0	0
TEN 11/3	L	1/1	7	5	2	2.0	11	0	0	0	0	0	0	0	0
@IND 11/10	W	1/1	4	2	2	0.0	0	0	0	0	0	0	0	0	0
CHI 11/24	W	1/1	3	2	1	0.0	0	0	0	0	0	1	0	0	0
@SF 12/1	L	1/1	1	1	0	1.0	6	0	0	0	0	0	0	0	0
@ARI 12/8	L	1/1	7	5	2	0.0	0	0	0	0	0	0	0	0	0
NO 12/15	W	1/1	3	2	1	0.0	0	0	0	0	0	1	0	0	0
TB 12/22	W	1/1	4	4	0	0.0	0	0	0	0	0	0	0	0	0
@SEA 12/29	L	1/1	3	1	2	1.0	4	0	0	0	0	0	0	0	0
TOTAL	7-9	16/16	69	42	27	5.0	28	0	0	0	0	3	0	0	0

2012 ST. LOUIS RAMS															
Game	W/L	P/S	T	S	A	Sk	Yds	Int	Yds	Lg	TD	PD	FF	FR	Yds
@DET 9/9	L	1/1	2	2	0	0.0	0	0	0	0	0	0	0	0	0
WAS 9/16	W	1/1	2	0	2	0.0	0	0	0	0	0	0	0	0	0
@CHI 9/23	L	1/1	7	0	7	0.0	0	0	0	0	0	0	0	0	0
SEA 9/30	W	1/1	3	1	2	0.0	0	0	0	0	0	0	0	0	0
ARI 10/4	W	1/1	4	0	4	0.0	0	0	0	0	0	0	0	0	0
@MIA 10/14	L	1/1	3	2	1	0.0	0	0	0	0	0	0	0	1	0
GB 10/21	L	1/1	3	3	0	0.0	0	0	0	0	0	0	0	0	0
NE 10/28	L	1/1	5	3	2	0.0	0	0	0	0	0	0	0	0	0
@SF 11/11	T	1/1	7	4	3	0.0	0	0	0	0	0	0	0	0	0
NYJ 11/18	L	1/1	5	2	3	0.0	0	0	0	0	0	0	0	0	0
@ARI 11/25	W	1/1	3	3	0	0.0	0	0	0	0	0	0	0	1	0
SF 12/2	W	1/1	2	2	0	0.0	0	0	0	0	0	0	0	0	0
@BUF 12/9	W	1/1	3	2	1	1.0	2.5	0	0	0	0	0	0	0	0
MIN 12/16	L	1/1	3	1	2	0.0	0	0	0	0	0	0	0	0	0
@TB 12/23	W	1/1	2	0	2	1.0	5	0	0	0	0	0	0	0	0
@SEA 12/30	L	1/1	3	2	1	0.0	0	0	0	0	0	0	0	0	0
TOTAL	7-8-1	16/16	57	27	30	2.0	7.5	0	0	0	0	2	0	0	0



55 | JAMES LAURINAIS

Position:	Linebacker
Ht./Wt.	6-2/248
Birth Date:	12/3/86
College:	Ohio State
Hometown:	Plymouth, Minn.
Experience:	6th year (6th Rams)
Acquired:	D2-2009 (35th)

Career GP/GS (Playoffs): 80/80 (0/0)



TRANSACTIONS: Selected by St. Louis in the second round (35th overall) of the 2009 NFL Draft (4/25/09).

PRO: Sixth-year linebacker has started every game of his professional career...led his team in tackles in each of his first four seasons...registered 100-plus tackle seasons each year...has been solid in defending the pass, logging 12.0 sacks, nine interceptions, and 34 passes defended in his career.

2013 SEASON: Voted defensive team captain by his teammates...finished the season with 144 tackles (104 solo), a career-high 3.5 sacks, two interceptions, eight passes defended and two fumble recoveries...Carl Ekern Spirit of the Game Award recipient, Rams' team award voted on by his

Dallas (9/22): Tied for a team-high 10 tackles (11 solo)...added one tackle for loss defended...**vs. Jacksonville (10/6):** Led with a team-high 10 tackles (seven solo), including one tackle for loss...picked off Jaguars QB Blaine Gabbert in the end zone on a fourth-and-goal from St. Louis' own 2-yard line...marks his first interception of the season and the eighth of his career...**at Houston (10/13):** Recorded eight tackles (five solo)...recovered a fumble and returned it 43 yards to set up a K Greg Zuerlein field goal...**at Carolina (10/20):** Tallied a team-high 12 tackles (nine solo), including one tackle for loss...dropped QB Cam Newton for a 13-yard loss and his first sack of the season (10th career)...also finished with one quarterback pressure and one hit on the quarterback...**vs. Tennessee (11/3):** Sacked QB Jake Locker for his second sack of the season and 11th career...recorded a team-high nine tackles (eight solo), including one for loss...**at Indianapolis (11/10):** Picked off Colts QB Andrew Luck for his second interception of the season and ninth career...led the team with nine tackles (five solo)...added one pass defended...**vs. Chicago (11/24):** Recorded 10 tackles (eight solo)...added one pass defended and recovered one fumble that helped set up the second touchdown of the game...also recorded one quarterback hit...**at San Francisco (12/1):** Recorded a season-high 16 tackles (10 solo), including one for loss...eclipsed 100 tackles in a single-season for the fifth consecutive year...**vs. Tampa Bay (12/22):** Started at middle linebacker...recorded seven tackles (four solo)...posted 1.5 sacks for the first multi-sack game of his career...**at Seattle (12/29):** Started at middle linebacker...recorded 10 tackles (six solo).

Five consecutive 100-plus tackle seasons

2013:	144
2012:	174
2011:	142
2010:	129
2009:	144



teammates...at les (six solo)... a season-high 13 and two passes

Earned three team awards voted on by his teammates since 2009

- 2013: Carl Ekern Spirit of the Game
- 2011: Carl Ekern Spirit of the Game
- 2009: Carroll Rosenbloom Memorial (Rookie of the Year)



2012 SEASON: Led Rams with 174 tackles, which established a new career high...also had two interceptions, eight passes defended and one fumble recovery...reached 100 tackles in each of first four NFL seasons...**at Detroit (9/9):** Led the team in tackles with 15 (seven solo)...**vs. Washington (9/16):** Started the 50th game of his career...led the team in tackles with 14 (10 solo)...**at Chicago (9/23):** Led the team in tackles with 14 (nine solo)...**vs. Seattle (9/30):** Led the team in tackles with 13 (seven solo)...**vs. Arizona (10/4):** Amassed 11 tackles (nine solo)...recorded his first sack of the season...**vs. Green Bay (10/21):** Led the team in tackles with 14...tied a career high with 13 solo tackles...**vs. New York Jets (11/18):** Led the team in tackles with 15 (11 solo)...**at Arizona (11/25):** Registered 16 tackles, establishing a new career-high with 14 solo...intercepted his first pass of the season and sixth of his career...added one pass defended...**at Buffalo (12/9):** Recovered his first fumble of the season...added three solo tackles and one pass defended...**at Tampa Bay (12/23):** Totaled 13 tackles (11 solo)...added his second interception of the season, seventh of his career...tied his career high with two passes defended...**Week 17 at Seattle (12/30):** Recorded eight tackles (four solo)...finished the season with the team lead in tackles for the fourth consecutive season, recording 174 (132 solo).

2011 SEASON: Led the team in tackles for third consecutive season, bringing in 142 (101 solo)...marks third consecutive season with 100 or more tackles...played a team-high 1,052 snaps...**vs. Philadelphia (9/11):** Tallied a fumble recovery to extend the Rams' streak of consecutive games with at least one takeaway to seven...collected six tackles (five solo) and two passes defended...**at New York Giants (9/19):** Lead the team in tackles with 11 (seven solo)...**vs. Washington (10/2):** Notched his fourth career interception when he picked off Rex Grossman...posted five tackles (four solo)...added a pass defended...**vs. New**

Orleans (10/30): Tallied his first sack of the season, sixth career...led the team in tackles with 11 (seven solo)...added two passes defended...helped limit New Orleans to 283 total yards Sunday, the lowest total allowed by the Rams' defense this season...**at Cleveland (11/13):** Posted 10 tackles (seven solo), splitting the team lead with Justin King...sacked Colt McCoy for an 8-yard loss in the fourth quarter, his second this season, seventh career...also recorded one pass defended...**vs. Seattle (11/20):** Split the team lead and collected a season-high 12 tackles (10 solo)...**vs. Arizona (11/27):** Delivered second interception of the season, fifth career when DT Gary Gibson hit QB John Skelton as he was throwing and forced an errant throw...also notched eight tackles (seven solo) and a pass defended...**at San Francisco (12/4):** Sacked QB Alex Smith for an 8-yard loss, marks his second sack of the season, seventh (7) career...tallied 11 tackles (10 solo)...**at Seattle (12/12):** Led the team in tackles with 12 (nine solo)...added one pass defended...**at Pittsburgh (12/24):** Led the team with 13 tackles (nine solo)...**vs. San Francisco (1/1/12):** Led the team in tackles with 11 (six solo).

2010 SEASON: Led the team in tackles for the second consecutive season after finishing with 129 (90 solo) while starting all 16 games...contributed a career-high 3.0 sacks and added an interception and seven passes defended...**at Oakland (9/19):** Tied for the team lead in tackles with 10 (eight solo)...recorded his first sack of the season...**vs. Carolina (10/31):** Intercepted QB Matt Moore's first pass attempt of the game...also sacked Moore later in the game, his second sack of the season...added 10 tackles (eight solo)...**vs. Atlanta (11/21):** Led the team with a season-high 15 tackles (eight solo)...**vs. Kansas City (12/19):** Led the team with 12 tackles (eight solo) and added one pass defended...**at Seattle (1/2/2011):** Recorded 10 tackles (seven solo) and one fumble recovery.

2009 SEASON: Started 16 games at middle linebacker...finished the season leading the team in tackles with 144 (96 solo)...only the second rookie in team history to lead the team in tackles...his 144 tackles are the most by a rookie in Rams' history...led or tied for the team lead in tackles in 7 of 16 contests and recorded double digit tackles in seven games...tallied five tackles for losses on the season, second most on the team...**at Seattle (9/13):** Made NFL debut...recorded a team-leading 14 tackles (nine solo)...tackle total tied Quinton Culberson's 14 tackles at Arizona (12/30/07) as the most tackles by a rookie since LB Pisa Tinoisamoa registered 18 tackles (11 solo) at Detroit (12/28/03)...added a forced fumble and fumble recovery...**vs. Minnesota (10/11):** Made first career interception when he snagged a pass by Minnesota QB Brett Favre and returned the ball seven yards to the Minnesota 25-yard line to help set up a Rams' 29-yard field goal by K Josh Brown...finished the game with a team-leading 11 tackles (eight solo)...**at Jacksonville (10/18):** Recorded an interception in his second consecutive game, returning it for 21 yards...tied for second on the team in tackles, recording 10 tackles (four solo)...added one quarterback pressure and one quarterback hit...**vs. Arizona (11/22):** Lead the team with a career-high 17 tackles (13 solo), the most by a Ram since Pisa Tinoisamoa tallied 18 (11 solo) at Detroit (12/28/03)...also recorded one quarterback pressure...**vs. Seattle (11/29):** Recorded the first sack of his career when he took down Seattle QB Matt Hasselbeck for a seven-yard loss on the game's first play from scrimmage...registered nine tackles (seven solo)...added two quarterback pressures...**vs. San Francisco (1/3/2010):** Registered his second sack of the season with an eight-yard takedown of 49ers QB Alex Smith in the first quarter...logged six tackles (four solo)...added a pass defended.

COLLEGE: Started the last 39 of 51 career games at Ohio State...375 career tackles ranks seventh in school history...only the 14th player in school history to record over 300 tackles in his career...led the team in tackles in three seasons (2006-08), becoming only the fourth player in school history to accomplish the feat...two-time team captain (2007-08) and is only the seventh Buckeye to be elected captain twice in a career...earned first-team All-America and All-Big 10 Conference honors as a senior, junior and sophomore...winner of Ronnie Lott Trophy, awarded to college football's defensive impact player of the year...recipient of Lowe's Senior CLASS Award...registered a career-high 130 tackles in senior campaign...ranked second in the Big Ten and 14th nationally with an average of 10.0 tackles per game...as a junior, received Big 10 Defensive Player of the Year...named Academic All-Big 10...recipient of the Butkus Award, given to the nation's top linebacker, joining Andy Katzenmoyer (1997) as the only Buckeyes ever to win the award...named Big 10 Defensive Player of the Week after recording career-high 19 total tackles including 1.0 sack against Wisconsin (11/3/2008)...earned First-team All-America selection by multiple outlets as a sophomore...received first-team All-Big 10 honors and was the recipient of the Nagurski Award, given to the nation's best defensive player...finalist for the Butkus and Bednarik Awards.

PERSONAL: Named Minnesota's "Defensive Mr. Football" as a senior at Plymouth Wayzata (Minn.) High...recorded 193 tackles during senior season, helping his team to the Minnesota Class 5A state championship game...earned All-State and All-Conference honors as a junior...excelled in hockey and was considered a possible second- or third-round pick in the NHL Draft after high school...father was a popular professional wrestler known as "the Animal" of the Legion of Doom...graduated with a degree in communications.

JAMES LAURINAITIS NFL STATISTICS

REGULAR SEASON

Year	Team	G/S	Tackles		Asst	Sk	Yds	Interceptions			Lg	TD	PD	Fumbles		Yds
			Total	Solo				Int	Yds	FF				FR		
2009	RAMS	16/16	144	96	48	2	15.0	2	28	21	0	3	1	0	0	
2010	RAMS	16/16	129	90	39	3	22.0	1	4	4	0	7	0	1	0	
2011	RAMS	16/16	142	101	41	3	24.0	2	15	15	0	8	0	1	0	
2012	RAMS	16/16	174	132	42	0.5	3.0	2	18	18	0	8	0	1	0	
2013	RAMS	16/16	144	104	40	3.5	26.5	2	9	9	0	8	0	2	0	
Total		80/80	733	523	210	12.0	90.5	9	74	21	0	34	1	5	0	

SINGLE GAME HIGHS

Total Tackles – 17, vs. Arizona (11/22/09)

Solo Tackles – 14, at Arizona (11/25/12)

Sacks – 1.5, vs. Tampa Bay (12/22/13)

Interceptions – 1, many times, last at Indianapolis (11/10/13)

Passes Defensed – 2, many times, last vs. San Francisco (9/26/13)

JAMES LAURINAITIS GAME-BY-GAME STATS

2013 ST. LOUIS RAMS

Game	W/L	P/S	T	S	A	Sk	Yds	Int	Yds	Lg	TD	PD	FF	FR	Yds
ARI 9/8	W	1/1	7	7	0	0.0	0	0	0	0	1	0	0	0	0
@ATL 9/15	L	1/1	5	5	0	0.0	0	0	0	0	1	0	0	0	0
@DAL 9/22	L	1/1	10	6	4	0.0	0	0	0	0	0	0	0	0	0
SF 9/26	L	1/1	13	11	2	0.0	0	0	0	0	2	0	0	0	0
JAC 10/6	W	1/1	10	7	3	0.0	0	1	0	0	0	0	0	0	0
@HOU 10/13	W	1/1	8	5	3	0.0	0	0	0	0	0	0	1	0	0
@CAR 10/20	L	1/1	12	9	3	1.0	13	0	0	0	0	0	0	0	0
SEA 10/28	L	1/1	5	2	3	0.0	0	0	0	0	0	0	0	0	0
TEN 11/3	L	1/1	9	8	1	1.0	5	0	0	0	0	0	0	0	0
@IND 11/10	W	1/1	9	5	4	0.0	0	1	9	0	0	1	0	0	0
CHI 11/24	W	1/1	10	8	2	0.0	0	0	0	0	1	0	1	0	0
@SF 12/1	L	1/1	16	10	6	0.0	0	0	0	0	0	0	0	0	0
@ARI 12/8	L	1/1	6	4	2	0.0	0	0	0	0	1	0	0	0	0
NO 12/15	W	1/1	7	7	0	0.0	0	0	0	0	1	0	0	0	0
TB 12/22	W	1/1	7	4	3	1.5	8.5	0	0	0	0	0	0	0	0
@SEA 12/29	L	1/1	10	6	4	0.0	0	0	0	0	0	0	0	0	0
TOTAL	7-9	16/16	144	104	40	3.5	26.5	2	9	0	8	0	2	0	0

2012 ST. LOUIS RAMS

Game	W/L	P/S	T	S	A	Sk	Yds	Int	Yds	Lg	TD	PD	FF	FR	Yds
@DET 9/9	L	1/1	15	7	8	0.0	0	0	0	0	0	0	0	0	0
WAS 9/16	W	1/1	14	10	4	0.0	0	0	0	0	0	0	0	0	0
@CHI 9/23	L	1/1	14	9	5	0.0	0	0	0	0	0	0	0	0	0
SEA 9/30	W	1/1	13	7	6	0.0	0	0	0	0	0	0	1	0	0
ARI 10/4	W	1/1	11	9	2	1.0	6	0	0	0	0	1	0	0	0
@MIA 10/14	L	1/1	6	6	0	0.0	0	0	0	0	0	0	0	0	0
GB 10/21	L	1/1	14	13	1	0.0	0	0	0	0	0	0	0	0	0
NE 10/28	L	1/1	7	4	3	0.0	0	0	0	0	0	1	0	0	0
@SF 11/11	T	1/1	8	8	0	0.0	0	0	0	0	0	1	0	0	0
NYJ 11/18	L	1/1	15	11	4	0.0	0	0	0	0	0	0	0	0	0
@ARI 11/25	W	1/1	16	14	2	0.0	0	1	18	18	0	1	0	0	0
SF 12/2	W	1/1	10	10	0	0.0	0	0	0	0	0	0	0	0	0
@BUF 12/9	W	1/1	3	3	0	0.0	0	0	0	0	1	0	1	0	0
MIN 12/16	L	1/1	7	6	1	0.0	0	0	0	0	0	0	0	0	0
@TB 12/23	W	1/1	13	11	2	0.0	0	1	0	0	0	2	0	0	0
@SEA 12/30	L	1/1	8	4	4	0.0	0	0	0	0	0	0	0	0	0
TOTAL	7-8-1	16/16	174	132	42	1.0	6	2	18	18	0	8	0	1	0

2011 ST. LOUIS RAMS

Game	W/L	P/S	T	S	A	Sk	Yds	Int	Yds	Lg	TD	PD	FF	FR	Yds
PHI 9/11	L	1/1	6	5	1	0.0	0.0	0	0	0	2	0	1	0	0
@NYG 9/19	L	1/1	11	7	4	0.0	0.0	0	0	0	0	0	0	0	0
BAL 9/25	L	1/1	6	5	1	0.0	0.0	0	0	0	0	0	0	0	0
WAS 10/2	L	1/1	5	4	1	0.0	0.0	1	15	15	0	1	0	0	0
@GB 10/16	L	1/1	7	5	2	0.0	0.0	0	0	0	0	0	0	0	0
@DAL 10/23	L	1/1	8	4	4	0.0	0.0	0	0	0	0	0	0	0	0
NO 10/30	W	1/1	11	7	4	1.0	8.0	0	0	0	2	0	0	0	0
@ARI 11/6	L	1/1	4	3	1	0.0	0.0	0	0	0	0	0	0	0	0
@CLE 11/13	W	1/1	10	7	3	1.0	8.0	0	0	0	1	0	0	0	0
SEA 11/20	L	1/1	12	10	2	0.0	0.0	0	0	0	0	0	0	0	0
ARI 11/27	L	1/1	8	7	1	0.0	0.0	1	0	0	1	0	0	0	0
@SF 12/4	L	1/1	11	10	1	1.0	8.0	0	0	0	0	0	0	0	0
@SEA 12/12	L	1/1	12	9	3	0.0	0.0	0	0	0	1	0	0	0	0
CIN 12/18	L	1/1	7	3	4	0.0	0.0	0	0	0	0	0	0	0	0
@PIT 12/24	L	1/1	13	9	4	0.0	0.0	0	0	0	0	0	0	0	0
SF 1/1/11	L	1/1	11	6	5	0.0	0.0	0	0	0	0	0	0	0	0
TOTALS	2-14	16/16	142	101	41	3.0	24.0	2	15	15	0	8	0	1	0

2010 ST. LOUIS RAMS

Game	W/L	P/S	T	S	A	Sk	Yds	Int	Yds	Lg	TD	PD	FF	FR	Yds
ARI 9/12	L	1/1	7	5	2	0.0	0.0	0	0	0	0	0	0	0	0
@OAK 9/19	L	1/1	10	8	2	1.0	9.0	0	0	0	0	0	0	0	0
WAS 9/26	W	1/1	8	5	3	0.0	0.0	0	0	0	0	1	0	0	0
SEA 10/3	W	1/1	6	5	1	0.0	0.0	0	0	0	0	1	0	0	0
@DET 10/10	L	1/1	7	4	3	0.0	0.0	0	0	0	0	1	0	0	0
SD 10/17	W	1/1	6	4	2	0.0	0.0	0	0	0	0	0	0	0	0
@TB 10/24	L	1/1	8	5	3	0.0	0.0	0	0	0	0	1	0	0	0
CAR 10/31	W	1/1	10	8	2	1.0	6.0	1	4	4	0	0	0	0	0
@SF 11/14	L	1/1	5	3	2	1.0	15.0	0	0	0	0	0	0	0	0
ATL 11/21	L	1/1	15	8	7	0.0	0.0	0	0	0	0	0	0	0	0
@DEN 11/28	W	1/1	3	2	1	0.0	0.0	0	0	0	0	1	0	0	0
@ARI 12/5	W	1/1	6	4	2	0.0	0.0	0	0	0	0	0	0	0	0
@NO 12/12	L	1/1	8	8	0	0.0	0.0	0	0	0	0	0	0	0	0
KC 12/19	L	1/1	12	8	4	0.0	0.0	0	0	0	0	1	0	0	0
SF 12/26	W	1/1	7	5	2	0.0	0.0	0	0	0	0	1	0	0	0
@SEA 1/2/11	L	1/1	10	7	3	0.0	0.0	0	0	0	0	0	0	1	0
TOTALS	7-9	16/16	129	90	39	3.0	30.0	1	4	4	0	7	0	1	0

2009 ST. LOUIS RAMS

Game	W/L	P/S	T	S	A	Sk	Yds	Int	Yds	Lg	TD	PD	FF	FR	Yds
@SEA 9/13	L	1/1	14	9	5	0.0	0.0	0	0	0	0	1	0	0	0
@WAS 9/20	L	1/1	10	8	2	0.0	0.0	0	0	0	0	0	0	0	0
GB 9/27	L	1/1	4	3	1	0.0	0.0	0	0	0	0	0	0	0	0
@SF 10/4	L	1/1	10	7	3	0.0	0.0	0	0	0	1	0	0	0	0
MIN 10/11	L	1/1	11	8	3	0.0	0.0	1	7	7	0	0	0	0	0
@JAX 10/18	L	1/1	10	4	6	0.0	0.0	1	21	21	0	0	0	0	0
IND 10/25	L	1/1	7	5	2	0.0	0.0	0	0	0	0	0	0	0	0
@DET 11/1	W	1/1	8	4	4	0.0	0.0	0	0	0	0	0	0	0	0
NO 11/15	L	1/1	5	4	1	0.0	0.0	0	0	0	0	0	0	0	0
ARZ 11/22	L	1/1	17	13	4	0.0	0.0	0	0	0	0	0	0	0	0
SEA 11/29	L	1/1	9	7	2	1.0	7.0	0	0	0	0	0	0	0	0
@CHI 12/6	L	1/1	11	7	4	0.0	0.0	0	0	0	0	0	0	0	0
@TEN 12/13	L	1/1	8	4	4	0.0	0.0	0	0	0	0	0	0	0	0
HOU 12/20	L	1/1	7	5	2	0.0	0.0	0	0	0	1	0	0	0	0
@ARZ 12/27	L	1/1	8	4	4	0.0	0.0	0	0	0	1	0	0	0	0
SF 1/3	L	1/1	5	4	1	1.0	8.0	0	0	0	0				



91 | CHRIS LONG

Position: Defensive End
 Ht./Wt. 6-3/268
 Birth Date: 3/28/85
 College: Virginia
 Hometown: Charlottesville, Va.
 Experience: 7th year (7th Rams)
 Acquired: D1-2008 (2nd)

Career GP/GS (Playoffs): 96/84 (0/0)



TRANSACTIONS: Selected by St. Louis in the first round (2nd overall) of the 2008 NFL Draft (4/26/08).

PRO: Seventh-year veteran, has started 84 of 96 games played...notched over 250 career tackles...logged 50.5 career sacks, posting double-digit sacks in 2011 and 2012 seasons...scored his first career touchdown in 2013 off a recovered fumble...collected 15 quarterback hits for the team lead in 2009, after recording 16 quarterback pressures in his rookie campaign in 2008.

2013 SEASON: Started 16 games...notched 50 tackles (27 solo), 8.5 sacks, three passes defended, two forced fumbles, two fumble recoveries and one touchdown...**at Atlanta (9/15):**

Long notched his first career touchdown when he recovered a fumble from Colts' QB Andrew Luck Week 10.



Recorded eight tackles (four solo), including two tackles for loss, and one quarterback pressure...**vs. San Francisco (9/26):** Recorded two solo tackles...recorded his first sack of the season and increased his career total 42.5...**vs. Jacksonville (10/6):** Notched his second sack of the season...also had three quarterback hits and one quarterback pressure...recorded three tackles (two solo) and forced one fumble...**at Houston (10/13):** Sacked QB Matt Schaub to mark his third consecutive week with a sack...recorded three tackles (two solo) and one pass defended...forced one fumble for the second week in a row...**vs. Seattle (10/28):** Notched a season high and tied a career high with 3.0 sacks...marked his third career game with 3.0 sacks...also added two tackles (one solo), including one for loss...**at Indianapolis (11/10):** Recovered a DE Robert Quinn forced fumble for 45 yards and his first career touchdown...added one sack...recorded four tackles (three solo)...also finished with two quarterback pressures and two hits on the quarterback...**vs. Tampa Bay (12/22):** Recorded one solo tackle...sacked Buccaneers QB Mike Glennon...added three quarterback pressures and one hit on the quarterback...**at Seattle (12/29):** Sacked QB Russell Wilson.

Career Sacks: 50.5



2013: 8.5
 2012: 11.5
 2011: 13.0
 2010: 8.5
 2009: 5.0
 2008: 4.0

2012 SEASON: Led Rams in sacks for second consecutive season with 11.5...also led team 50 quarterback pressures and 25 quarterback hits...led team with career-high 13.0 sacks in 2011...**vs. Washington (9/16):** Started at left defensive end...recorded five tackles (two solo) and five quarterback pressures...**at Chicago (9/23):** Recorded his first two sacks of the season...added three tackles...**vs. Arizona (10/4):** Totaled two tackles (one solo)...recorded his third sack of the season...**at Miami (10/14):** Registered his fourth sack of the season...recorded four tackles (three solo)...**at San Francisco (11/11):** Recorded his fifth sack of the season...tallied four tackles (three solo)...**vs. New York Jets (11/18):** Recorded two sacks, his sixth and seventh of the season...**at Tampa Bay (12/23):** Recorded two tackles (one solo)...added one sack and six quarterback pressures...**at Seattle (12/30):** Recorded the second three-sack game of his career...finished the season with a team-leading 11.5 sacks.

2011 SEASON: Started all 16 games at left defensive end...posted a career-high 13.0 sacks, seventh most in the NFL...added 33 tackles and 16 quarterback pressures...**vs. Philadelphia (9/11):** Recorded first sack of the season when he dropped QB Michael Vick for a 5-yard loss to force Philadelphia to punt on its opening drive...posted one solo tackle...**at New York Giants (9/19):** Took down Giants QB Eli Manning in the fourth quarter, his second sack of the season...also recorded one pass defended...**vs. Baltimore (9/25):** Sacked QB Joe Flacco for a 2-yard loss in the fourth quarter to give him 3.0 sacks on the season and at least 1.0 in the first three games of the season...marked the third time in his career that he has recorded at least 1.0 sacks in three-consecutive games...**vs. New Orleans (10/30):** Sacked QB Drew Brees three times to give him 6.0 sacks on the season, most among Rams...first-career game with 3.0 sacks and third-career game with 2.0 or more...**at Arizona (11/6):** Started at left defensive end...recorded a takedown of QB John Skelton for a loss of 16 yards...also made two tackles (one solo) and caused one fumble...**at Cleveland (11/13):** Sacked QB Colt McCoy for a 1-yard loss...marked his fifth, fourth-quarter sack of the season...lead the league in fourth-quarter sacks...**vs. Seattle (11/20):** Sacked QB Tarvaris Jackson, a new career high...has at least one sack in four-consecutive games, tying a career high...**vs. Arizona (11/27):** Recorded one sack...with the sack, Long and his father Howie became just the second father-son combo to record a 10-sack season since the statistic became official in 1982...also set a new career high for consecutive games with a sack with at least one sack in each of the Rams' last five games...also tallied four tackles (two solo)...**at San Francisco (12/4):** Notched two sacks in the first half of play...last two-sack game came against San Diego (10/17/10)...pushed his sack streak to six consecutive games, a new career long...**vs. Cincinnati (12/18):** Recorded 13th sack of season, giving him at least one sack in seven of last eight games...tied for 5th in the league for most sacks this season.

2010 SEASON: Started 16 games at LDE and posted a career-high 8.5 sacks, second most among Rams' defenders...led the team with 16 quarterback pressures and 21 quarterback hits...**vs. Arizona (9/12):** Notched two QB hits and two QB pressures...

vs. Seattle (10/3): Shared a sack with DE George Selvie in the fourth quarter, his first of the season...finished with three tackles (one solo)...**vs. San Diego (10/17):** Sacked Chargers QB Philip Rivers twice, giving him 2.5 on the season...marked the second game of his career with 2.0 sacks...**at Tampa Bay (10/24):** Sacked QB Josh Freeman for a 14-yard loss and forced a fumble...**vs. Carolina (10/31):** Recovered a fumble in the third quarter that resulted in a Rams touchdown...recorded a sack, giving him three consecutive games with at least 1.0 sacks for the second time in his career...**at San Francisco (11/14):** Combined with LB James Laurinaitis for an 8-yard loss on the first drive of the game...marked Long's fourth consecutive game with at least a 1.0 sack...added four tackles (one solo) and one pass deflected...**at Denver (11/28):** Sacked Broncos QB Kyle Orton for a 6-yard loss in the fourth quarter...added one solo tackle and one pass defended...**vs. Kansas City (12/19):** Recorded a sack on QB Matt Cassel and added one tackle...**vs. San Francisco (12/26):** Sacked QB Alex Smith and forced a fumble on a third-down play late in the fourth quarter...added one solo tackle

2009 SEASON: Started four of 16 games played...posted 51 tackles (28 solo)...ranked second on the team with a career-high 5.0 sacks...led the team with 15 quarterback hits and nine quarterback pressures...**at Jacksonville (10/18):** Tallied six tackles (two solo)...added two quarterback hits and two pressures...**vs. Houston (12/20):** Started at left defensive end...posted two solo tackles...also recorded two quarterback pressures and one quarterback hit...**at Arizona (12/27):** Established a then career-high 5.0 sacks after he took down Cardinals QB Kurt Warner for a 5-yard loss on a sack-forced fumble in the fourth quarter...compiled a defensive performance of three solo tackles, 1.0 sack, two tackles for losses, a forced fumble and two quarterback hits.

2008 SEASON: Started every game in rookie campaign...led the team with 16 quarterback pressures...his 4.0 sacks tied for second among NFC rookies...**vs. New York Giants (9/14):** Made four tackles (three solo) and first career sack for an 11-yard loss...**at Seattle (9/21):** Led defensive linemen with eight tackles (six solo)...**vs. Buffalo (9/28):** Made seven tackles (two solo) tying for the lead in tackles among defensive linemen and had 1.0 sack...**at New England (10/26):** Made five tackles (three solo) with a then career-high 2.0 sacks for a 15-yard loss.

COLLEGE: His 21.0 career sacks tied for seventh on Virginia's all-time list...voted team captain as a junior and senior...as a senior, tied for third in the nation with 14.0 sacks...ranked 14th in the nation with 19 tackles for loss and made 23 quarterback pressures...made one interception, caused two forced fumbles and nine passes defended...unanimous All-America and All-Atlantic Coast Conference first-team selection...named ACC Defensive Player of the Year and recipient of the Ted Hendricks Award, given to the nation's top defensive end...Dudley Award winner as the top collegiate player in the state of Virginia...finalist for the Vince Lombardi Award, the Bronko Nagurski Trophy and the Ronnie Lott Trophy...had jersey retired prior to final home game...tied a career high with 10 tackles (four solo) against Maryland to earn ACC Defensive Lineman of the Week honors...added 2.0 sacks, one for a safety, and one pass defended...received Ned McDonald Award as team's top defensive player, the Colonel F.C. McCue Award as the team's most outstanding interior lineman and the Joe Palumbo Award honoring the player for self-sacrifice, dedication and enthusiasm as a junior...majored in sociology in college.

PERSONAL: Born Christopher Howard Long in Santa Monica, Calif...attended St. Anne's-Belfield School in Charlottesville, Va...named 2003 Gatorade Player of the Year in Virginia and rated as the second-best player in the state by *Charlottesville Daily Progress*...three-time first-team All-State selection on both offense and defense...selected conference Defensive Player of the Year his final two seasons and was selected *Student Sports* Junior All-American in 2002...registered 91 tackles (44 solo) and 15.0 sacks as a senior to help his team to an undefeated season and a state championship...also recorded 72 pancake blocks on offense...also played basketball, lacrosse and baseball...won the 2003 YMCA Slam Dunk Contest for high school students...father, Howie Long, played in the NFL for 13 seasons and was inducted into the NFL Hall of Fame following seven Pro Bowl appearances and two Defensive Player of the Year awards...brother, Howie, Jr., has committed to play lacrosse at the University of Virginia...related to Gertrude Ederle, the first woman to swim across the English Channel (1926).

CHRIS LONG NFL STATISTICS

Year	Team	G/S	Tackles				Interceptions				Fumbles				Yds
			Total	Solo	Asst	Sk	Yds	Int	Yds	Lg	TD	PD	FF	FR	
2008	RAMS	16/16	57	36	21	4	34.0	0	0	0	0	0	0	1	2
2009	RAMS	16/4	51	28	23	5	33.0	0	0	0	0	1	1	0	0
2010	RAMS	16/16	26	14	12	8.5	55.0	0	0	0	0	2	3	1	0
2011	RAMS	16/16	33	17	16	13	86.0	0	0	0	0	2	1	0	0
2012	RAMS	16/16	44	24	20	11.5	74.0	0	0	0	0	1	0	0	0
2013	RAMS	16/16	50	27	23	8.5	48.0	0	0	0	0	3	2	2	45
Total		96/84	261	146	115	50.5	330.0	0	0	0	0	9	7	4	47

ADDITIONAL CAREER STATISTICS: Recovered a Colts' QB Andrew Luck fumble caused by DE Robert Quinn and returned it 45 yards for his first NFL touchdown (11/10/13).

SINGLE GAME HIGHS

Total Tackles – 8, two times, last at Atlanta (9/15/13)

Solo Tackles – 6, at Seattle (9/21/08)

Sacks – 3.0, three times, last vs. Seattle (10/28/13)

Touchdowns – 1, at Indianapolis (11/10/13)

CHRIS LONG GAME-BY-GAME STATS

2013 ST. LOUIS RAMS

Game	W/L	P/S	T	S	A	Sk	Yds	Int	Yds	Lg	TD	PD	FF	FR	Yds
ARI 9/8	W	1/1	0	0	0	0.0	0	0	0	0	1	0	1	0	0
@ATL 9/15	L	1/1	8	4	4	0.0	0	0	0	0	0	0	0	0	0
@DAL 9/22	L	1/1	1	1	0	0.0	0	0	0	0	0	0	0	0	0
SF 9/26	L	1/1	2	2	0	0.5	4	0	0	0	0	0	0	0	0
JAC 10/6	W	1/1	3	2	1	1.0	0	0	0	0	0	1	0	0	0
@HOU 10/13	W	1/1	3	2	1	1.0	6	0	0	0	1	1	0	0	0
@CAR 10/20	L	1/1	3	1	2	0.0	0	0	0	0	0	0	0	0	0
SEA 10/28	L	1/1	2	1	1	3.0	20	0	0	0	0	0	0	0	0
TEN 11/3	L	1/1	4	0	4	0.0	0	0	0	0	0	0	0	0	0
@IND 11/10	W	1/1	4	3	1	1.0	9	0	0	0	0	0	1	45	
CHI 11/24	W	1/1	5	2	3	0.0	0	0	0	0	1	0	0	0	0
@SF 12/1	L	1/1	3	3	0	0.0	0	0	0	0	0	0	0	0	0
@ARI 12/8	L	1/1	3	1	2	0.0	0	0	0	0	0	0	0	0	0
NO 12/15	W	1/1	5	2	3	0.0	0	0	0	0	0	0	0	0	0
TB 12/22	W	1/1	1	1	0	1.0	8	0	0	0	0	0	0	0	0
@SEA 12/29	L	1/1	3	2	1	1.0	0	0	0	0	0	0	0	0	0
TOTAL	7-9	16/16	50	27	23	8.5	48	0	0	0	3	2	2	45	

2012 ST. LOUIS RAMS

Game	W/L	P/S	T	S	A	Sk	Yds	Int	Yds	Lg	TD	PD	FF	FR	Yds
@DET 9/9	L	1/1	3	2	1	0.0	0	0	0	0	0	0	0	0	0
WAS 9/16	W	1/1	5	2	3	0.0	0	0	0	0	0	0	0	0	0
@CHI 9/23	L	1/1	3	1	2	2.0	12	0	0	0	0	0	0	0	0
SEA 9/30	W	1/1	4	2	2	0.0	0	0	0	0	0	0	0	0	0
ARI 10/4	W	1/1	2	1	1	1.0	9	0	0	0	0	0	0	0	0
@MIA 10/14	L	1/1	4	3	1	1.0	5	0	0	0	0	0	0	0	0
GB 10/21	L	1/1	1	0	1	0.0	0	0	0	0	0	0	0	0	0
NE 10/28	L	1/1	1	0	1	0.0	0	0	0	0	0	0	0	0	0
@SF 11/11	T	1/1	4	3	1	1.0	8	0	0	0	0	0	0	0	0
NYJ 11/18	L	1/1	1	1	0	2.0	6	0	0	0	0	0	0	0	0
@ARI 11/25	W	1/1	0	0	0	0.0	0	0	0	0	0	1	0	0	0
SF 12/2	W	1/1	5	2	3	0.0	0	0	0	0	0	0	0	0	0
@BUF 12/9	W	1/1	4	2	2	0.5	2	0	0	0	0	0	0	0	0
MIN 12/16	L	1/1	2	2	0	0.0	0	0	0	0	0	0	0	0	0
@TB 12/23	W	1/1	2	1	1	1.0	6	0	0	0	0	0	0	0	0
@SEA 12/30	L	1/1	3	2	1	3.0	26	0	0	0	0	0	0	0	0
TOTAL	7-9	16/16	44	24	20	11.5	74	0	0	0	0	1	0	0	0

2011 ST. LOUIS RAMS

Game	W/L	P/S	T	S	A	Sk	Yds	Int	Yds	Lg	TD	PD	FF	FR	Yds
PHI 9/11	L	1/1	1	1	0	1.0	5.0	0	0	0	0	0	0	0	0
@NYG 9/19	L	1/1	4	2	2	1.0	2.0	0	0	0	1	0	0	0	0
BAL 9/25	L	1/1	1	0	1	1.0	2.0	0	0	0	0	0	0	0	0
WAS 10/2	L	1/1	1	1	0	0.0	0.0	0	0	0	0	0	0	0	0
@GB 10/16	L	1/1	2	2	0	0.0	0.0	0	0	0	0	0	0	0	0
@DAL 10/23	L	1/1	1	0	1	0.0	0.0	0	0	0	0	0	0	0	0
NO 10/30	W	1/1	1	0	1	3.0	25.0	0	0	0	1	0	0	0	0
@ARI 11/6	L	1/1	2	1	1	1.0	16.0	0	0	0	0	1	0	0	0
@CLE 11/13	W	1/1	2	1	1	1.0	1.0	0	0	0	0	0	0	0	0
SEA 11/20	L	1/1	1	0	1	1.0	12.0	0	0	0	0	0	0	0	0
ARI 11/27	L	1/1	4	2	2	1.0	1.0	0	0	0	0	0	0	0	0
@SF 12/4	L	1/1	3	2	1	2.0	16.0	0	0	0	0	0	0	0	0
@SEA 12/12	L	1/1	3	1	2	0.0	0.0	0	0	0	0	0	0	0	0
CIN 12/18	L	1/1	2	2	0	1.0	6.0	0	0	0	0	0	0	0	0
@PIT 12/24	L	1/1	2	1	1	0.0	0.0	0	0	0	0	0	0	0	0
SF 1/1/11	L	1/1	3	1	2	0.0	0.0	0	0	0	0	0	0	0	0
TOTALS	2-14	16/16	33	17	16	13.0	86.0	0	0	0	2	1	0	0	0

2010 ST. LOUIS RAMS

Game	W/L	P/S	T	S	A	Sk	Yds	Int	Yds	Lg	TD	PD	FF	FR	Yds
ARI 9/12	L	1/1	2	1	1	0.0	0.0	0	0	0	0	0	0	0	0
@OAK 9/19	L	1/1	2	1	1	0.0	0.0	0	0	0	0	0	0	0	0
WAS 9/26	W	1/1	2	1	1	0.0	0.0	0	0	0	0	0	0	0	0
SEA 10/3	W	1/1	3	1	2	0.5	6.0	0	0	0	0	0	0	0	0
@DET 10/10	L	1/1	3	2	1	0.0	0.0	0	0	0	0	0	0	0	0
SD 10/17	W	1/1	0	0	0	2.0	16.0	0	0	0	0	0	0	0	0
@TB 10/24	L	1/1	0	0	0	1.0	14.0	0	0	0	0	1	0	0	0
CAR 10/31	W	1/1	1	1	0	1.0	4.0	0	0	0	0	1	1	0	0
@SF 11/14	L	1/1	4	1	3	1.0	8.0	0	0	0	1	0	0	0	0
ATL 11/21	L	1/1	1	1	0	0.0	0.0	0	0	0	0	0	0	0	0
@DEN 11/28	W	1/1	1	1	0	1.0	6.0	0	0	0	0	1	0	0	0
@ARI 12/5	W	1/1	1	1	0	0.0	0.0	0	0	0	0	0	0	0	0
@NO 12/12	L	1/1	1	1	0	0.0	0.0	0	0	0	0	0	0	0	0
KC 12/19	L	1/1	1	0	1	1.0	0.0	0	0	0	0	0	0	0	0
SF 12/26	W	1/1	1	1	0	1.0	4.0	0	0	0	0	1	0	0	0
@SEA 1/2/11	L	1/1	3	1	2	0.0	0.0	0	0	0	0	0	0	0	0
TOTALS	7-9	16/16	26	14	12	8.5	58.0	0	0	0	2	3	1	0	0

2009 ST. LOUIS RAMS

Game	W/L	P/S	T	S	A	Sk	Yds	Int	Yds	Lg	TD	PD	FF	FR	Yds
@SEA 9/13	L	1/0	7	2	5	0.0	0.0	0	0	0	0	0	0	0	0
@WAS 9/20	L	1/0	5	4	1	0.0	0.0	0	0	0	0	0	0	0	0
GB 9/27	L	1/0	6	3	3	0.0	0.0	0	0	0	0	0	0	0	0
@SF 10/4	L	1/0	0	0	0	0.0	0.0	0	0	0	0	0	0	0	0
MIN 10/11	L	1/0	4	1	3	0.0	0.0	0	0	0	0	0	0	0	0
@JAX 10/18	L	1/0	6	2	4	0.0	0.0	0	0	0	0	0	0	0	0
IND 10/25	L	1/1	4	2	2	0.0	0.0	0	0	0	0	0	0	0	0
@DET 11/1	W	1/0	4	3	1	1.0	4.0	0	0	0	0	0	0	0	0
NO 11/15	L	1/0	0	0	0	1.0	6.0	0	0	0	0	0	0	0	0
ARZ 11/22	L	1/0	0	0	0	1.0	9.0	0	0	0	0	0	0	0	0
SEA 11/29	L	1/0	2	1	1	0.0	0.0	0	0	0	0	0	0	0	0
@CHI 12/6	L	1/0	3	1	2	1.0	9.0	0	0	0	0	0	0	0	0
@TEN 12/13	L	1/0	2	1	1	0.0	0.0	0	0	0	0	0	0	0	0
HOU 12/20	L	1/1	2	2	0	0.0	0.0	0	0	0	0	0	0	0	0
@ARZ 12/27	L	1/1	2	2	0	1.0	5.0	0	0	0	1	0	0	0	0
SF 1/3	L	1/1	4	4	0	0.0	0.0	0	0	0	1	0	0	0	0
TOTALS	1-15	16/4	51	28	23	5.0	33.0	0	0	0	1	1	0	0	0

2008 ST. LOUIS RAMS

Game	W/L	P/S	T	S	A	Sk	Yds	Int	Yds	Lg	TD	PD	FF	FR	Yds
@ PHI 9/7	L	1/1	4	2	2	0.0	0.0	0	0	0	0	0	0	0	0
NYG 9/14	L	1/1	4	3	1	1.0	11.0	0	0	0	0	0	0	0	0
@SEA 9/21	L	1/1	8	6	2	0.0	0.0	0	0	0	0	0	0	0	0
BUF 9/28	L	1/1	7	2	5	1.0	8.0	0	0	0	0	0	0	0	0
@WAS 10/12	W	1/1	4	3	1	0.0	0.0	0	0	0	0	0	0	0	0
DAL 10/19	W	1/1	3	3	0	0.0	0.0	0	0	0	0	0	0	0	0
@NE 10/26	L	1/1	5	3	2	2.0	15.0	0	0	0	0	0	0	0	0
ARI 11/2	L	1/1	4	3	1	0.0	0.0	0	0	0	0	0	0	0	0
@NYJ 11/9	L	1/1	4	3	1	0.0	0.0	0	0	0	0	0	0	0	0
@SF 11/16	L	1/1	1	0	1	0.0	0.0	0	0	0	0	0	0	0	0
CHI 11/23	L	1/1	3	2	1	0.0	0.0	0	0						



77 | JAKE LONG

Position:	Tackle
Ht./Wt.	6-7/322
Birth Date:	5/9/85
College:	Michigan
Hometown:	Lapeer, Mich.
Experience:	7th year (2nd Rams)
Acquired:	UFA (MIA) - 2013

Career GP/GS (Playoffs): 89/89 (1/1)



TRANSACTIONS: Signed with the St. Louis Rams as an unrestricted free agent (3/22/13)...originally was a first round draft choice (1st overall) of the Miami Dolphins in 2008.

PRO: Seventh-year pro enters his second season with the Rams...has played and started in 89 career games...started all 16 games in 2008, 2009, and 2010...joined Richmond Webb (1992-1995) as the only Dolphins offensive tackles to be named a Pro Bowl starter...first Dolphins offensive lineman selected to four straight Pro Bowls since Webb was named to seven straight Pro Bowls (1990-96)...in 2008, became just the fourth No. 1 overall selection, since 1970 when the AFL and NFL merged, to play in the Pro Bowl following his rookie campaign...the first since New Orleans Saints running back George Rogers, who accomplished the feat in 1981...joined the exclusive company of Rogers, Houston Oilers running back Earl Campbell (1978) and Detroit Lions running back Billy Sims (1980), who were each selected to the annual NFL all star game after being the top selection...



2013 SEASON: Voted offensive team captain by his teammates, along with QB Sam Bradford...played and started in 15 games...placed on Reserve-Injured list (12/24)...**vs. Arizona (9/8):** Part of an offensive line that did not allow a sack on QB Sam Bradford...**at Atlanta (9/15):** Protected Bradford's blind side as he passed for 352 yards...**vs. Jacksonville (10/6):** Part of an offensive line that opened running lanes for 143 rushing yards...**at Houston (10/13):** Part of an offensive line that did not allow a sack...**vs. Seattle (10/28):** Started at left tackle...part of an offensive line that opened running lanes for a season-high 200 yards rushing...that total marked the most rushing yards for the Rams since 2008...**vs. Tennessee (11/3):** Part of an offensive line that blocked for a 100-yard rusher for the second consecutive week...**at Indianapolis (11/10):** Helped block for QB Kellen Clemens' season-high 247 yards passing...**vs. Chicago (11/24):** Part of an offensive line that blocked for 258 rushing yards...**vs. New Orleans (12/15):** Part of an offensive line that blocked for 144 rushing yards and did not allow a sack.

2012 SEASON: Placed on Reserve/injured list (12/4) with a triceps injury that he suffered on Dec. 2 vs. New England and missed the remainder of the season...started the first 12 games at left tackle this season.

2011 SEASON: Started 14 games at left tackle...named to the AFC Pro Bowl team for fourth straight year and third consecutive season as a starter...ranked 59th overall on the NFL Network's "The Top 100 Players of 2011" as voted on by the players themselves...was forced from game vs. Philadelphia (12/11) in the first quarter with a back injury and did not return...was inactive at Buffalo (12/18) with a back injury...when he missed that Bills game, it broke his consecutive streak of 61 starts at left tackle, including all 16 games in 2008 (his rookie season), 2009, and 2010 and the first 13 games in 2011...placed on injured reserve on Dec. 27.

2010 SEASON: Started all 16 games at left tackle for the third straight season...named to the AFC Pro Bowl team for third straight year and second consecutive season as a starter...earned first-team All-Pro by the Associated Press, the Sporting News, Sports Illustrated and the Pro Football Writers Association...ranked 28th overall and first among all NFL offensive linemen on the NFL Network's "The Top 100 Players of 2010" as voted on by the players themselves...was part of offensive line that helped team rush for 186 yards at Oakland (11/28).

2009 SEASON: Started all 16 games at left tackle for the second straight season...named a starter on the AFC Pro Bowl squad...became the first Dolphins offensive lineman to be selected to consecutive Pro Bowls since Richmond Webb was named to seven straight Pro Bowls (1990- 96)...named first-team All-Pro by The Sporting News and second-team All-Pro by the Associated Press...anchored offensive line that paved the way for the NFL's fourth ranked rushing attack...played a key role as Dolphins gained 250 yards on the ground vs. Buffalo (10/4)...member of an offensive line that did not allow a sack for consecutive games vs. Tampa (11/15) and then four days later at Carolina (11/19).

2008 SEASON: Started all 16 games at left tackle...named to AFC Pro Bowl squad...became just the fourth No. 1 overall selection and first non-running back since 1970, when the AFL and NFL merged, to play in the Pro Bowl following his rookie campaign...joined New Orleans Saints running back George Rogers (1981), Houston Oilers running back Earl Campbell (1978) and Detroit Lions running back Billy Sims (1980)...made his NFL and Dolphins debut in a starting role vs. N.Y. Jets (9/7) ...when he started along with fellow rookie offensive lineman Donald Thomas in that Jets game, it marked the first time two Dolphins rookies started along the offensive line in the same game since a contest at St. Louis on Dec. 24, 1995, when rookies Billy Milner and Andrew

Greene opened at right tackle and guard, respectively...it also was the first time two rookie offensive linemen started the season opener since a game at New England on Sept. 9, 1990, when rookies Richmond Webb started at left tackle and Keith Sims started at left guard...suffered an ankle injury vs. New England (11/23)...made his playoff debut in a starting role at left tackle in AFC Wild Card game vs. Baltimore (1/4/09).

COLLEGE: Was a four-year letterman at Michigan (2004-07)...started 40 games during his career, including his last 26 at left tackle...in those 26 contests, he was penalized only once on 1,743 offensive plays...was a two-time team captain and the first Wolverine to garner Big Ten Conference Offensive Lineman of the Year honors in consecutive seasons...started all 13 games at left offensive tackle as a senior...earned consensus first-team All-America honors...finished second in the voting for the Lombardi Award and Outland Trophy...was a unanimous first-team All-Big Ten Conference selection and named the league's Offensive Lineman of the Year for the second straight season...added Academic All-Big Ten Conference honors...registered 119 knock-downs, including 18 touchdown-resulting blocks, and allowed only one quarterback sack on 423 pass plays...started all 13 games at left tackle as a junior in 2006...earned first-team All-America accolades from The NFL Draft Report, American Football Coaches Association, Walter Camp Football Foundation, Football Writers Association of America, Associated Press, Rivals.com and Sports Illustrated...named the Big Ten's Offensive Lineman of the Year...registered 128 knockdowns with 15 touchdown-resulting blocks...underwent shoulder surgery after spring drills in 2005 and also had foot and ankle problems that limited him most of the year...sat out the team's first seven games before returning in a reserve role at right tackle against Iowa...started the final four contests at right tackle...saw action in 12 games, starting the final 10 contests at right offensive tackle, as a redshirt freshman in 2004...earned second-team All-Big Ten Conference honors from the league's coaches and honorable mention from the media...added Scripps/Football Writers Association of America, Rivals.com and The Sporting News Freshman All-American first-team accolades...lined up as a reserve left tackle in his college debut against Miami (Ohio) ...recovered a crucial fumble in the Michigan State clash...redshirted as a freshman in 2003, performing on the scout team ...majored in general studies.

PERSONAL: Married (Jackie)...attended Lapeer (Mich.) East High School, where he was a three-year starter on the offensive line...as a senior became the first player in school history to earn first-team all-state honors...did not allow a quarterback sack in three seasons as a starter...recorded 213 tackles with 11 sacks, 38 stops for loss and nine forced fumbles as a defensive tackle...rushed for three touchdowns as a fullback during his junior campaign and added another touchdown as a senior...also lettered in baseball as a first baseman, setting the school single-season home run and RBI records as a junior...was also the starting center on the basketball team, as he broke the school single-season record for shooting percentage during his junior year (62.3 percent) ...participated in the Miami Dolphins Foundation Fishing and Golf Tournaments and the Kids and Fins Publix Shopping Spree...represented the team at a luncheon for members of the U.S. Southern Military Command...handed out backpacks to South Florida youth as part of the Kids and Fins Back to School Kickoff event...purchased and distributed Thanksgiving meals and Holiday toys...was the emcee of the team's Holiday Toy event...took part in the Miami Dolphins Touchdown For Life Blood Drive ...part of the "All-Community Team" in which he donates a block of tickets for every home game to various youth programs...took Boys and Girls Club members shopping at Dick's Sporting Goods as part of the Dolphins Community Blitz...took part in Pizza and Cupcake Parties at various local schools...spoke to kids from Palm Beach County schools during an anti bully rally...served lunch to the Homeless on Valentine's Day in 2011...played video games with kids with disabilities at Dave & Busters from charities from Dade, Broward and Palm Beach counties...younger brother, Joe, is a tackle for the Pittsburgh Steelers...older brother, John, is a teacher and football coach at Corunna (Mich.) High School...lists "Seinfeld" as favorite television show, "Rudy" as favorite movie and Johnny Cash as favorite recording artist...enjoys spending time outdoors, including hunting...full name is Jake Edward Long, born May 9, 1985 in Detroit, Mich.

LONG'S Games Played-Starts: RAMS: 2013 (15/15), Miami: 2012 (12/12), 2011 (14/14), 2010 (16/16), 2009 (16/16), 2008 (16/16). **TOTALS: (89/89). POSTSEASON TOTALS:** Miami: 2008 (1/1).



25 | T.J. MCDONALD

Position: Safety
Ht./Wt. 6-2/217
Birth Date: 1/26/91
College: USC
Hometown: Fresno, Calif.
Experience: 2nd year (2nd Rams)
Acquired: D3A-2013 (71st)

Career GP/GS (Playoffs): 10/10 (0/0)



TRANSACTIONS: Selected by the Rams in the third round (71st overall) of the 2013 NFL Draft (4/26/13).

2013 SEASON: Played in 10 games, started 10...spent six weeks on injured/reserve designated to return...recorded 56 tackles (43 solo), one sack, one interception and three passes defended...**vs. Arizona (9/8):** Earned the start at strong safety in his first NFL game...played all 70 snaps on defense...recorded seven tackles...**at Dallas (9/22):** Recorded tackles (eight solo), one tackle for loss, and one pass defended... **vs. San Francisco (9/26):** Recorded two solo tackles...left game with a leg injury...placed on reserve-injured designated to return list (9/27/13)...**vs. Chicago (11/24):** Activated from the reserve-injured designated to return list (11/23/13)...recorded three solo tackles...**at San Francisco (12/1):** Recorded eight tackles (three solo)...also added one pass defended...**at Arizona (12/8):** Recorded a season-high nine tackles (six solo)...**vs. New Orleans (12/15):** Recorded his first career interception when he picked off Saints QB Drew Brees...added five tackles (four solo)...**vs. Tampa Bay (12/22):** Recorded four tackles (three solo)...dropped Buccaneers QB Mike Glennon for a nine-yard loss and his first career sack.

COLLEGE: First-team All-American McDonald started 36-of-50 games at free safety during his Southern California career, recording 275 tackles (151 solo), two sacks for minus 18 yards and twelve stops for losses of 37 yards...selected as the Trojans Defensive Perimeter Player of the Year in each of his final two seasons...two-time team captain...semifinalist for the Thorpe Award and quarter-finalist for the Lott Trophy...earned All-American second-team honors from The NFL Draft Report and was a Sports Illustrated honorable mention...named All-Pac-12 Conference second-team by the league's coaches and first-team by Phil Steele and College Football News...became USC's 11th two-time Trojan captain and joined his father, Tim McDonald (USC's captain in 1986), as the only father-son captains in Trojan history...voted USC's Most Inspirational Player and was named the Defensive Perimeter Player of the Year...Senior Bowl invitee ranked fifth in the nation with a career-high 112 tackles (54 solos) that included a 10-yard sack and 6.5 stops for minus 19 yards...blocked a kick for the third consecutive year and deflected three passes while also recording one interception...his 112 tackles in 2012 were the most by a Trojan since Troy Polamalu's 118 in 2001.

PERSONAL: Earned multiple accolades as a high school senior, including Super Prep All-American and All-County/Metro Athletic Conference Defensive MVP at Edison High in Fresno, Calif...father Tim McDonald was his high school head coach...his father played 13 NFL seasons with Cardinals and 49ers...brother, Tevin, is a junior cornerback at Eastern Washington...initials stand for Tim Jr...along with 15 USC teammates, spent five days in Haiti in the spring of 2012 building homes and assisting those in need...communications major.

T.J. MCDONALD'S NFL STATISTICS

Year	Team	G/S	REGULAR SEASON												
			Tackles			Interceptions						Fumbles			
			Total	Solo	Asst	Sk	Yds	Int	Yds	Lg	TD	PD	FF	FR	Yds
2013	RAMS	10/10	56	43	13	1.0	9.0	1	-2	0	0	3	0	0	0
Total		10/10	56	43	13	1.0	9.0	1	-2	0	0	3	0	0	0

T.J. McDONALD'S GAME-BY-GAME STATS

2013 ST. LOUIS RAMS															
Game	WL	P/S	T	S	A	Sk	Yds	Int	Yds	Lg	TD	PD	FF	FR	Yds
ARI 9/8	W	1/1	7	5	2	0.0	0.0	0	0	0	0	0	0	0	0
@ATL 9/15	L	1/1	5	4	1	0.0	0.0	0	0	0	0	1	0	0	0
@DAL 9/22	L	1/1	9	8	1	0.0	0.0	0	0	0	0	1	0	0	0
SF 9/26	L	1/1	2	2	0	0.0	0.0	0	0	0	0	0	0	0	0
JAC 10/6	W														
@HOU 10/13	W														
@CAR 10/20	L														
SEA 10/28	L														
TEN 11/3	L														
@IND 11/10	W														
CHI 11/24	W	1/1	3	3	0	0.0	0.0	0	0	0	0	0	0	0	0
@SF 12/1	L	1/1	8	5	3	0.0	0.0	0	0	0	0	1	0	0	0
@ARI 12/8	L	1/1	9	6	3	0.0	0.0	0	0	0	0	0	0	0	0
NO 12/15	W	1/1	5	4	1	0.0	0.0	1	-2	-2	0	0	0	0	0
TB 12/22	W	1/1	4	3	1	1.0	9.0	0	0	0	0	0	0	0	0
@SEA 12/29	L	1/1	4	3	1	0.0	0.0	0	0	0	0	0	0	0	0
TOTAL	7-9	10/10	56	43	13	1.0	9.0	1	-2	-2	0	3	0	0	0



23 | RODNEY MCLEOD

Position: Safety
Ht./Wt. 5-10/195
Birth Date: 6/23/90
College: Virginia
Hometown: Oxon Hill, Md.
Experience: 3th year (3th Rams)
Acquired: FA-2012

Career GP/GS (Playoffs): 32/16 (0/0)



TRANSACTIONS: Signed with the Rams as an undrafted free agent (5/8/12).

PRO: Third-year pro has played in 32 games, started 16.

2013 SEASON: Voted special teams captain by his teammates...started 16 games...finished third among Rams defenders with 87 tackles (68 solo), also registered two interceptions, five passes defended and forced fumble and two fumble recoveries...made three special teams tackles...**vs. Arizona (9/8):** Made his first NFL start at free safety...recorded five tackles (four solo), including one tackle for loss...**at Atlanta (9/15):** Started at free safety...recorded seven tackles (six solo)...**at Dallas (9/22):** Started at free safety...recorded seven tackles (five solo) and one pass defended...**at Houston (10/13):** Recorded six tackles (four solo) on defense...forced a fumble on a kickoff that was returned 11 yards by LB Daren Bates for a touchdown...also had one special teams tackle...**vs. Tennessee (11/3):** Picked off QB Jake Locker for his first career interception...tied a career high with seven solo tackles...**vs. Chicago (11/24):** Picked off Bears QB Josh McCown for his second interception of his career...also recorded eight tackles (seven solo) and one pass defended...**at San Francisco (12/1):** Started at free safety...recorded four tackles (three solo)...added the first fumble recovery of his career and returned it seven yards...**at Arizona (12/8):** Started at free safety...recorded five tackles... also forced his second fumble of the season as he knocked the ball loose from Cardinals TE Jim Dray on the St. Louis 1-yard line...CB Janoris Jenkins recovered the ball for a touchback...**vs. New Orleans (12/15):** Started at free safety...recorded eight tackles (seven solo), including two for loss...**at Seattle (12/29):** Started at free safety...recorded nine tackles (four solo)...caused one fumble and recorded one pass defended.

2012 SEASON: Played in 16 games...saw action at safety and on special teams...recorded 16 special teams tackles...**at Detroit (9/9):** Saw action at safety...recorded three tackles on special teams...**vs. Seattle (9/30):** Played on special teams...recorded two special teams tackles...**at San Francisco (11/11):** Recorded three tackles on special teams...caught one pass for 21 yards on a fake punt attempt.

COLLEGE: Led the team with four interceptions in his senior season, including three at Maryland. He became the first UVa player to accomplish that feat since 1996...earned honorable mention All-ACC accolades.

RODNEY MCLEOD NFL STATISTICS

Year	Team	Tackles G/S	Total	REGULAR SEASON Interceptions					Fumbles					Yds		
				Solo	Asst	Sk	Yds	Int	Yds	Lg	TD	PD	FF		FR	
2012	RAMS	16/0	0	0	0	0	0	0	0	0	0	0	0	0	0	0
2013	RAMS	16/16	87	68	19	0	0	2	2	2	0	5	2	2	2	7
Total		32/16	87	68	19	0	0	2	2	2	0	5	2	2	7	

ADDITIONAL CAREER STATISTICS: Special Teams Tackles: RAMS 2013 (3), 2012 (16). Forced a fumble on a kickoff that was returned 11 yards by LB Daren Bates for a touchdown (10/13/13). Caught one pass for 21 yards from P Johnny Hekker at San Francisco (11/11/12).



44 | JAKE MCQUAIDE

Position:	Long Snapper
Ht./Wt.	6-2/244
Birth Date:	12/7/87
College:	Ohio State
Hometown:	Cincinnati, Ohio
Experience:	4th year (4th Rams)
Acquired:	FA-2011

Career GP/GS (Playoffs): 48/0 (0/0)



TRANSACTIONS: Signed with the Rams (7/27/11)...signed a four-year contract extension in July 2013 to extend his contract into 2017.

PRO: Fourth-year pro has played in 48 games...tallied 430 clean snaps.

2013 SEASON: Played in 16 games...notched 141 clean snaps...**vs. San Francisco (9/26):** Recorded a career-high 13 clean snaps...**vs. Jacksonville (10/6):** Registered 13 clean snaps for the second consecutive week...tied his career high...**at Indianapolis (11/10):** Recorded 11 clean snaps.

2012 SEASON: Recorded 139 consecutive clean snaps...pushed his career total to 289 consecutive clean snaps...**at Arizona (11/25):** Tallied 12 clean snaps...**vs. San Francisco (12/2):** Registered 12 clean snaps...**at Buffalo (12/9):** Tallied eight clean snaps...recorded one tackle on special teams.

2011 SEASON: Recorded 150 consecutive clean snaps...**vs. New Orleans (10/30):** Tallied 12 clean snaps...**vs. Seattle (11/20):** Made 11 clean snaps...**vs. Arizona (11/27):** Recorded 12 clean snaps...**at San Francisco (12/4):** Recorded eight clean snaps...made one special teams tackle...**vs. Cincinnati (12/18):** Tallied 11 clean snaps...added one special teams tackle.

COLLEGE: Originally a walk on at Ohio State...handled long-snapping duties for three years...Special Teams Player of the Week vs. Purdue...received his bachelor's degree in December...academic all-Big Ten...John Galbreath award for academic excellence...NFF Hampshire Honor Society...EE All Star Game as a senior...won Top Ten Tenacious three times as a junior...earned a scholarship beginning in the autumn quarter of his junior year...rotated with Dimitrios Makridis and Jackson Haas on long and short snaps for the Big Ten champions during his freshman year...redshirted as a freshman.


PERSONAL: Tight end who had 10 catches for 125 yards as a senior at Elder High in Cincinnati...had no unplayable snaps as a junior or senior...earned the Mr. ZIP award for basketball at Elder...National Honor Society...Student Council communications officer...son of Bev and Kevin McQuaide...has two sisters, Maureen and Katie...2008-09 Big Ten all-academic...an aeronautical and astronautical engineering major...married wife Abby on March 17, 2012.



56 | CALEB MCSURDY

Position:	Linebacker
Ht./Wt.	6-1/237
Birth Date:	2/24/90
College:	Montana
Hometown:	Boise, Id.
Experience:	1st year (1st Rams)
Acquired:	FA-2013

Career GP/GS (Playoffs): 0/0 (0/0)



TRANSACTIONS: Signed by the Rams (1/7/14)...signed to the Rams practice squad (12/11/13)...released by the Cowboys (8/31/13)...drafted in the 7th round (222nd) of the 2012 NFL Draft by the Dallas Cowboys (6/13/12).

2013 SEASON: Spent time on the Rams practice squad.

COLLEGE: Senior year, he started all 11 games for Montana and had a team-high 112 tackles...was fourth on the team with 7.5 tackles for loss...was a second team All-Big Sky Conference selection...had 11 or more tackles in six games...was an all-league academic team pick for the third year in a row, and maintains a 3.27 GPA...junior year he played in all 15 contests and was the Grizzlies' 13th (tie) leading tackler with 32 stops...placed fourth in the 2010 Big Sky Conference track and field meet in the discus with a career-best throw of 161-2 1/4 and was sixth in the shot put with a career-long toss of 53-1.

PERSONAL: McSurdy earned four letters in track and three in football at Borah High School...was an all-state pick at linebacker and at tight end as a senior when he had 65 tackles (55 solo), along with 22 catches for 232 yards and four touchdowns...was a three-time all-conference choice at linebacker...was a team captain in football as a junior and senior...his parents are Patrick and Nancy McSurdy of Boise...his major was communication studies...born February 24, 1990.



87 | T.J. MOE

Position:	Wide Receiver
Ht./Wt.	5-11/204
Birth Date:	10/14/90
College:	Missouri
Hometown:	O'Fallon, Mo.
Experience:	1st year (1st Rams)
Acquired:	FA-2014

Career GP/GS (Playoffs): 0/0 (0/0)



TRANSACTIONS: Signed with the Rams (5/5/14)... released from the New England Patriots (3/10/14), after signing (5/3/13).

2013 SEASON: Played in 48 games over four seasons at Missouri, tallying 188 receptions for 2,101 yards and 11 touchdowns.

COLLEGE: Senior year, he started all 11 games for Montana and had a team-high 112 tackles...was fourth on the team with 7.5 tackles for loss...was a second team All-Big Sky Conference selection...had 11 or more tackles in six games...was an all-league academic team pick for the third year in a row, and maintains a 3.27 GPA...junior year he played in all 15 contests and was the Grizzlies' 13th (tie) leading tackler with 32 stops...placed fourth in the 2010 Big Sky Conference track and field meet in the discus with a career-best throw of 161-2 1/4 and was sixth in the shot put with a career-long toss of 53-1.

PERSONAL: Son of David and Becky Moe...played quarterback at Fort Zumwalt West High School (O'Fallon, Mo.) and was named Missouri ESPN Rise Gatorade Football Player of the Year as a senior...majored in business administration.



52 | ALEC OGLETREE

Position: Linebacker
Ht./Wt. 6-2/245
Birth Date: 9/25/91
College: Georgia
Hometown: Newnan, Ga.
Experience: 2nd year (2nd Rams)
Acquired: D1B-2013 (30th)

Career GP/GS (Playoffs): 16/16 (0/0)



TRANSACTIONS: Selected by St. Louis in the first round (30th overall) of the 2013 NFL Draft (4/25/13).

PRO: Led the team in tackles in his rookie season, totaled 155 (124 solo)...notched a 98 yard interception-return for a touchdown, tied the NFL record for longest interception return by a linebacker, and the longest return by a rookie linebacker in league history... after obtaining the No. 30 overall pick in a trade with the Atlanta Falcons, St. Louis selected Ogletree, the 10th linebacker drafted by the team in the first round since 1937...became the first linebacker drafted in the first round by the Rams in over a decade... the last linebacker taken in the first round by the Rams was Robert Thomas of UCLA in 2002 (No. 31 overall).

2013 SEASON: Played and started all 16 games...led the team in tackles with 155 (124 solo), 1.5 sacks, one interception returned 98 yards for a touchdown, seven passes defensed and six forced fumbles...the 98-yard interception-return tied the NFL record for longest interception return by a linebacker, and the longest return by a rookie linebacker in league history...**vs. Arizona (9/8):** Earned his first career NFL start at linebacker...recorded a team-high 11 tackles (nine solo)...forced one fumble...**at Atlanta (9/15):** Recorded a team-high nine tackles (eight solo), including one tackle for loss...added two passes defensed...**at Dallas (9/22)** Tied for a team-high 10 tackles (seven solo)...**vs. San Francisco (9/26):** Recorded 11 tackles (nine solo)...forced his second fumble of the season...**at Houston (10/13):** Recorded a team-high 11 tackles...forced his third fumble of the season...recorded his first career interception and touchdown when he picked off QB T.J. Yates and returned it 98 yards for the score...**vs. Chicago (11/24):** Led the team with a career-high 15 tackles (10 solo)...**at San Francisco (12/1):** Registered 12 tackles (nine solo), including two for loss...forced his fourth fumble of the season when he stripped 49ers RB Frank Gore in the third quarter...surpassed the century-mark in tackles in his rookie season...**at Arizona (12/8):** Tallied a team-high 12 tackles (10 solo), including one for loss... added his first career sack by dropping Cardinals QB Carson Palmer for a seven-yard loss...also had a quarterback pressure and a hit on the quarterback...**vs. New Orleans (12/15):** Notched a team-high 13 tackles (10 solo), including one for loss...added a pass defensed...**vs. Tampa Bay (12/22):** Recorded a team-high 10 tackles (nine solo), including one for loss...forced two fumbles to increase his season total to six...added 0.5 sacks to push his season total to 1.5...**at Seattle (12/29):** Led the team with 11 tackles (eight solo), including two for loss...also added one quarterback hit.

COLLEGE: First-team All-Southeastern Conference choice by The NFL Draft Report, earning third-team honors from Phil Steele...named to the Southeastern Conference Freshman team by the league's coaches...also earned the team's Newcomer of the Year Award on defense...earned Athletic Director's Honor Roll distinction for the summer semester.

PERSONAL: Studied human development & family science at Georgia...twin brother of former teammate Alexander Ogletree, a fullback for the University of Georgia...played for Newnan High School head coach Mike McDonald...named Class AAAAA Defensive Player of the Year, to the All-Decade Team and received All-State first-team unanimous accolades...also selected by the Georgia Sports Writers Association as the state's Class AAAAA Defensive Player of the Year...was a starter on the basketball team and ran the 400-meter dash and the 4x100 relay and long jumped for the Cougars.

ALEC OGLETREE NFL STATISTICS

REGULAR SEASON

Year	Team	Tackles		Interceptions		Fumbles		Int	Yds	Lg	TD	PD	FF	FR	Yds
		G/S	Total	Solo	Asst	Sk	Yds								
2013	RAMS	16/16	155	124	31	1.5	8.5	1	98	98t	1	7	6	0	0
Total		16/16	155	124	31	1.5	8.5	1	98	98t	1	7	6	0	0

ALEC OGLETREE GAME-BY-GAME STATS

2013 ST. LOUIS RAMS															
Game	WL	P/S	T	S	A	Sk	Yds	Int	Yds	Lg	TD	PD	FF	FR	Yds
ARI 9/8	W	1/1	11	9	2	0.0	0	0	0	0	0	0	1	0	0
@ATL 9/15	L	1/1	9	8	1	0.0	0	0	0	0	0	2	0	0	0
@DAL 9/22	L	1/1	10	7	3	0.0	0	0	0	0	0	0	0	0	0
SF 9/26	L	1/1	11	9	2	0.0	0	0	0	0	0	0	1	0	0
JAC 10/6	W	1/1	7	6	1	0.0	0	0	0	0	0	1	0	0	0
@HOU 10/13	W	1/1	11	10	1	0.0	0	1	98t	98t	1	0	1	0	0
@CAR 10/20	L	1/1	7	6	1	0.0	0	0	0	0	0	0	0	0	0
SEA 10/28	L	1/1	3	2	1	0.0	0	0	0	0	0	0	0	0	0
TEN 11/3	L	1/1	7	6	1	0.0	0	0	0	0	0	1	0	0	0
@IND 11/10	W	1/1	6	5	1	0.0	0	0	0	0	0	1	0	0	0
CHI 11/24	W	1/1	15	10	5	0.0	0	0	0	0	0	0	0	0	0
@SF 12/1	L	1/1	12	9	3	0.0	0	0	0	0	0	0	1	0	0
@ARI 12/8	L	1/1	12	10	2	1.0	7	0	0	0	0	0	1	0	0
NO 12/15	W	1/1	13	10	3	0.0	0	0	0	0	0	1	0	0	0
TB 12/22	W	1/1	10	9	1	0.5	1.5	0	0	0	0	0	2	0	0
@SEA 12/29	L	1/1	11	8	3	0.0	0	0	0	0	0	1	0	0	0
TOTAL	7-9	16/16	155	124	31	1.5	8.5	1	98t	98t	1	7	7	0	0



24 | ISAIAH PEARD

Position: Running Back
 Ht./Wt. 5-10/204
 Birth Date: 12/14/89
 College: Cincinnati
 Hometown: Columbus, Ohio
 Experience: 3rd year (3rd Rams)
 Acquired: D2C-2012 (50th)

Career GP/GS (Playoffs): 25/1 (0/0)



TRANSACTIONS: Selected by St. Louis in the second round (50th overall) of the 2012 NFL Draft (4/27/12).

PRO: Third-year pro has played in 25 games with one start...rushed 17 times for 75 yards...caught 14 receptions for 94 yards.

2013 SEASON: Played in 10 games...rushed seven times for 21 yards...caught 11 passes for 78 yards...tallied three special teams tackles...**at Atlanta (9/15):** Caught two passes for 18 yards...recorded one yard rushing on one carry...**at Dallas (9/22):** Led receivers with a career-high seven receptions...also set new career highs with 43 receiving yards and six carries...hauled in a career-long 14-yard reception...rushed for a team-high 20 yards, including a long of 11 yards...**vs. Chicago (11/24):** Saw action on special teams and at running back...caught a pass from QB Kellen Clemens to convert a two-point conversion...**at San Francisco (12/1):** Saw action at running back and on special teams...caught two passes for 17 yards...**at Arizona (12/8):** Saw action on special teams...had one special teams tackle...returned one kickoff for 31 yards...**vs. New Orleans (12/15):** Saw action on special teams...returned two kickoffs for 53 yards.

2012 SEASON: **at Detroit (9/9):** Saw action in his first career game...returned one kick for 25 yards...**vs. Washington (9/16):** Registered his first career start...returned one kick for 12 yards...**at Chicago (9/23):** Caught one pass for four yards...returned one kick for 24 yards...**vs. Green Bay (10/21):** Saw action at running back...recorded the first carry of his career...**vs. New England (10/28):** Recorded season highs in carries (three) and rushing yards (32)...returned two kicks for 39 yards...**at San Francisco (11/11):** Caught one pass for nine yards...returned four kicks for 80 yards...**at Seattle (12/30):** Recorded a season-high five carries for 21 yards.

COLLEGE: Capped his collegiate career by taking home Big East Offensive Player of the Year honors...also a First-Team All-Big East selection as a senior after being named Second-Team All-Big East as a junior...was also named AutoZone Liberty Bowl MVP and was MVP of the 2012 Senior Bowl...set a Senior Bowl record with 98 punt return yards...ranks third in Bearcats history with 3,288 rushing yards and 27 rushing touchdowns.

PERSONAL: Four-year letterwinner at running back and defensive back at Eastmoor Academy in Columbus, Ohio... earned the Ohio Division III Player of the Year award after rushing for 2,204 yards (11.5 yards per carry) and scored 39 touchdowns as a senior...collected six interceptions and 35 tackles for the Warriors' defense...rushed for 1,696 yards (10.7 yards per carry) and 24 touchdowns, and also caught 10 passes for 250 yards, including two scores on his way to being named Ohio's Division IV Player of the Year in 2006...concluded his prep career with 4,443 rushing yards and 63 touchdowns...Eastmoor Academy's all-time rushing leader, surpassing two-time Heisman Trophy Winner Archie Griffin...2007 Ohio Division II State 400-meter dash champion (48.16 seconds)...majored in criminal justice at Cincinnati.

ISAIAH PEARD NFL STATISTICS

REGULAR SEASON												
Year	Team	G/S	Receptions			Rushes						
			Rec	Yds	Avg	Lg	TD	Att	Yds	Avg	Lg	TD
2012	RAMS	15/1	3	16	5.3	9	0	10	54	5.4	19	0
2013	RAMS	10/0	11	78	7.1	14	0	7	21	3.0	11	0
Total	RAMS	25/1	14	94	6.7	14	0	17	75	4.4	19	0

ADDITIONAL CAREER STATISTICS: Special Teams Tackles: RAMS 2013 (3).

ISAIAH PEAD GAME-BY-GAME STATS

2013 ST. LOUIS RAMS													
Game	W/L	Receiving					Rushing					TD	
		P/S	No	Yds	Avg	Lg	TD	Att	Yds	Avg	Lg		
ARI 9/8	W												
@ATL 8/15	L	1/0	2	18	9.0	9	0	1	1	1.0	1	0	
@DAL 8/22	L	1/0	7	43	6.1	14	0	6	20	3.3	11	0	
SF 8/26	L												
JAC 10/6	W	1/0	0	0	0.0	0	0	0	0	0.0	0	0	
@HOU 10/13	W												
@CAR 10/20	L												
SEA 10/28	L												
TEN 11/3	L												
@IND 11/10	W	1/0	0	0	0.0	0	0	0	0	0.0	0	0	
CHI 11/24	W	1/0	0	0	0.0	0	0	0	0	0.0	0	0	
@SF 12/1	L	1/0	2	17	8.5	0	0	0	0	0.0	0	0	
@ARI 12/8	L	1/0	0	0	0.0	0	0	0	0	0.0	0	0	
NO 12/15	W	1/0	0	0	0.0	0	0	0	0	0.0	0	0	
TB 12/22	W	1/0	0	0	0.0	0	0	0	0	0.0	0	0	
@SEA 12/29	L	0/0	0	0	0.0	0	0	0	0	0.0	0	0	
TOTAL		7-9	10/0	11	78	7.1	14	0	7	21	3.0	11	0

2012 ST. LOUIS RAMS															
Game	W/L	P/S	Rushing					Receiving					TD		
			Att	Yds	Avg	Lg	TD	No	Yds	Avg	Lg	TD			
@DET 9/9	L	1/0	0	0	0.0	0	0	0	0	0.0	0	0	0	0	0
WAS 9/16	W	1/1	0	0	0.0	0	0	0	0	0.0	0	0	0	0	0
@CHI 9/23	L	1/0	0	0	0.0	0	0	0	0	0.0	0	0	1	4	4.0
SEA 9/30	W														
ARI 10/4	W	1/0	0	0	0.0	0	0	0	0	0.0	0	0	0	0	0
@MIA 10/14	L	1/0	0	0	0.0	0	0	0	0	0.0	0	0	1	3	3.0
GB 10/21	L	1/0	1	1	1.0	1	0	0	0	0.0	0	0	0	0	0
NE 10/28	L	1/0	3	32	10.7	19	0	0	0	0.0	0	0	0	0	0
@SF 11/11	T	1/0	0	0	0.0	0	0	0	0	0.0	0	0	1	9	9.0
NYJ 11/18	L	1/0	0	0	0.0	0	0	0	0	0.0	0	0	0	0	0
@ARI 11/25	W	1/0	0	0	0.0	0	0	0	0	0.0	0	0	0	0	0
SF 12/2	W	1/0	0	0	0.0	0	0	0	0	0.0	0	0	0	0	0
@BUF 12/9	W	1/0	0	0	0.0	0	0	0	0	0.0	0	0	0	0	0
MIN 12/16	L	1/0	0	0	0.0	0	0	0	0	0.0	0	0	0	0	0
@TB 12/23	W	1/0	1	0	0.0	0	0	0	0	0.0	0	0	0	0	0
@SEA 12/30	L	1/0	5	21	4.2	7	0	0	0	0.0	0	0	0	0	0
TOTAL		7-8-1	15/1	10	54	5.4	19	0	3	16	5.3	9	0		



73 | MIKE PERSON

Position:	Tackle
Ht./Wt.	6-4/299
Birth Date:	6/17/88
College:	Montana State
Hometown:	Glendive, Mont.
Experience:	4th year (2nd Rams)
Acquired:	W(SEA)-2013

Career GP/GS (Playoffs): 1/0 (0/0)



TRANSACTIONS: Claimed off waivers by Rams (9/16/13)...released by Seattle (9/14/13)...signed to Seattle's active roster (10/30/12)...signed to Seattle's practice squad (9/13/12)...waived by Indianapolis (9/11/12)...signed by Indianapolis (9/1/12)...waived by San Francisco (8/31/12)...drafted in the 7th round (239th) by the San Francisco 49ers in the 2011 draft.

2013 SEASON: Signed with the Rams after Week 2...declared inactive for the remaining 14 games of the season.

COLLEGE: Started 34 straight games at right tackle for the Bobcats...MSU's most decorated player during the spring, earning the program's Chuck Karnop Award for Toughness and a D'Agostino Family Strength Award for his work in the weight room. Started all 11 games at right tackle his junior year...earned First Team All-Big Sky honors. Earned honorable mention all-conference honors while helping the Bobcats lead the Big Sky in most rushing yards and fewest sacks allowed.

PERSONAL: Born Michael Sean Person on June 17, 1988 in Glendive, Mont...one of four children of Jim and the late Shelley Person...his father played football at Montana Tech (1969-73), while uncles Dennis Lowney (Western Montana) and Jerry Person (San Diego State) also played college football...three-time all-league choice, earning Class A All-State honors as a junior and senior...team MVP as a senior, and two-time offensive lineman of the year...Great Falls Tribune Superstate choice... selected for Shrine and MonDak all-star games...two-time state discus champion...two-year basketball letterman.



18 | AUSTIN PETTIS

Position:	Wide Receiver
Ht./Wt.	6-3/203
Birth Date:	2/8/88
College:	Boise State
Hometown:	Orange, Calif.
Experience:	4th year (4th Rams)
Acquired:	D3-2011 (78th)

Career GP/GS (Playoffs): 42/11 (0/0)



TRANSACTIONS: Drafted in the third round (78th overall) in the 2011 NFL Draft by the St. Louis Rams.

PRO: Fourth-year pro has played in 42 career games with 11 starts...notched 95 career catches for 916 yards and eight touchdowns.

2013 SEASON: Played in 16 games, with six starts...caught a career-high 38 receptions for a career-high 399 yards and four touchdowns...**at Atlanta (9/15):** Started at wide receiver...recorded career highs in receptions (8) and receiving yards (78)...scored the fifth touchdown of his career on a 3-yard pass from QB Sam Bradford in the fourth quarter...**at Dallas (9/22):** Started at wide receiver...caught two receptions for 20 yards, including a 16-yard catch...hauled in his second touchdown of the season on a 4-yard strike from QB Sam Bradford in the third quarter...marked his second consecutive game with a touchdown... **vs. San Francisco (9/26):** Started at wide receiver...recorded a team-high five receptions for 59 yards, including a long of 27 yards... **vs. Jacksonville (10/6):** Hauled in a two touchdowns from QB Sam Bradford...marks his first multi-touchdown game of his career...racked up a team-high of 49 yards receiving on four receptions...**vs. Seattle (10/28):** Hauled in two receptions for 33 yards, including a long of 26...**vs. New Orleans (12/15):** Caught a team-high four receptions for 41 yards.

2012 SEASON: Recorded 30 receptions for 261 yards and four touchdowns on the year, including a touchdown in each of the team's final two games...**vs. Green Bay (10/21):** Earned his first start of the season at wide receiver...caught the first touchdown of his career on a three-yard pass from Sam Bradford...recorded two receptions for 17 yards...**vs. New England (10/28):** Caught a season-high three passes for 15 yards...**at San Francisco (11/11):** Caught three passes for 15 yards and one touchdown...**vs. New York Jets (11/18):** Caught two passes for 46 yards, including a career-long 36 yarder...**at Buffalo (12/9):** Caught a career-high five passes for 33 yards...returned two punts for 23 yards...**vs. Minnesota (12/16):** Tied his career high with five catches...recorded a career high in receiving yards with 55...**at Tampa Bay (12/23):** Caught a touchdown pass for five yards, his third touchdown of the season...**at Seattle (12/30):** Caught three passes for 24 yards, including his fourth touchdown of the season...established new season-highs in receptions (30), receiving yards (261) and touchdowns (4).

2011 SEASON: **vs. Eagles (9/11):** Saw his first NFL action on special teams...**New York Giants (9/19):** Declared inactive...**vs. Baltimore (9/25):** Caught two passes for 8 yards in NFL debut...saw his first action on punt returns, collecting one fair catch...tallied one assisted tackle on special teams...**vs. Washington (10/2):** Tallied four catches for 32 yards...returned three punts and one kickoff...**at Green Bay (10/16):** Returned two punts for 56 yards, a 28-yard average with a 39-yard long...**at Dallas (10/23):** Returned one punt for 9 yards... **vs. New Orleans (10/30):** Caught one pass for 7 yards...**at Arizona (11/6):** Made four catches for a career-high 43 yards, a 10.8-yard average...tallied a career-long of 23 yards...**at Cleveland (11/13):** Caught three passes for 31 yards...**vs. Seattle (11/20):** Made his first NFL start...recorded two catches for 12 yards...**vs. Arizona (11/27):** Caught three passes for 45 yards, including a new career-long 35 yard reception...**at San Francisco (12/4):** Started at wide receiver...caught three passes for 33 yards...**at Seattle (12/12):** Started at wide receiver...caught one pass for 7 yards...**vs. Cincinnati (12/18):** Played on offense...caught four passes for 38 yards.

COLLEGE: Started 33 of 51 games at Boise State...caught 229 passes for 2,838 yards (12.39 avg.) with 39 TDs...totaled 2,833 all-purpose yards on 233 plays (12.16 avg.), averaging 55.5 yards per game...completed 5 of 6 pass attempts (83.33 percent) for 93 yards with two touchdowns...blocked three kicks and converted three two-points attempts...broke Don Hutt's Boise State record (189; 1970-73) with 229 receptions, the ninth-most in WAC annals...71 receptions in 2010 tie for fifth on the Broncos' season-record list...63 receptions in 2009 tie for 11th on the school's season-record chart...12 receptions vs. Utah tie for ninth on the school's game-record list...ranks second all-time at Boise State with 2,838 receiving yards...951 receiving yards in 2010 place 12th on the Broncos' single-season record list...eight 100-yard receiving games tie for the fifth-most in school annals...set a Boise State record and finished third in WAC history with 39 touchdown receptions...set the Broncos' season mark with 14 touchdown receptions in 2009...recorded four touchdown receptions in a game (vs. Idaho in 2009).

PERSONAL: Attended Lutheran High School (Orange, Cal.)...earned first-team all-league and all-county honors while adding a third-team all-state selection...named to the All-Southern Section Team...All-Region choice by Prep Star...registered 72 receptions for 1,079 yards (14.99 avg.) with 13 touchdowns as a senior while helping team to a 14-1 overall record and a state championship...earned second-team all-league as a sophomore while being named the top sophomore on the team...given a three-star rating by Rivals.com, which listed him as the nation's 57th best wide receiver and the 62nd recruit from the state of California...received a three-star rating from Scout.com, which rated him the 99th-best WR in the country...lettered three times in football and basketball and twice in track and field...communications major...uncle is current Texas Rangers first base coach Gary Pettis, who spent 11 seasons as a center fielder in Major League Baseball...born 5/07/88.

AUSTIN PETTIS NFL STATISTICS

REGULAR SEASON													
Year	Team	G/S	Receiving				Rushing				Lg	TD	
			Rec	Yds	Avg	Lg	Att	Yds	Avg				
2011	RAMS	12/3	27	256	9.5	35	0	1	-6	-6.0	-6	0	
2012	RAMS	14/2	30	261	8.7	36	4	0	0	0.0	0	0	
2013	RAMS	16/6	38	399	10.5	31t	4	0	0	0.0	0	0	
Total		42/11	95	916	9.6	36	8	1	-6	-6.0	-6	0	

AUSTIN PETTIS GAME-BY-GAME STATS

2013 ST. LOUIS RAMS																						
Game	W/L	P/S	Receiving				Rushing				Returns				Lg	TD	KR	Yds	Avg	Lg	TD	
			No	Yds	Avg	Lg	TD	Att	Yds	Avg	Lg	TD	PR	FC								Yds
ARI 9/8	W	1/1	3	16	5.3	8	0	0	0	0	0	0	0	0	0	0	0	0	0	0	0	
@ATL 9/15	L	1/1	8	78	9.8	20	1	0	0	0	0	0	0	0	0	0	0	0	0	0	0	
@DAL 9/22	L	1/1	2	20	10.0	16	1	0	0	0	0	0	0	0	0	0	0	0	0	0	0	
SF 9/26	L	1/1	5	59	11.8	27	0	0	0	0	0	0	0	0	0	0	0	0	0	0	0	
JAC 10/6	W	1/0	4	49	12.3	31t	2	0	0	0	0	0	0	0	0	0	0	0	0	0	0	
@HOU 10/13	W	1/0	1	12	12.0	12	0	0	0	0	0	0	0	0	0	0	0	0	0	0	0	
@CAR 10/20	L	1/0	2	17	8.5	11	0	0	0	0	0	0	0	0	0	0	0	0	0	0	0	
SEA 10/28	L	1/0	2	33	16.5	26	0	0	0	0	0	0	0	0	0	0	0	0	0	0	0	
TEN 11/3	L	1/1	1	13	13.0	13	0	0	0	0	0	0	0	0	0	0	0	0	0	0	0	
@IND 11/10	W	1/0	0	0	0.0	0	0	0	0	0	0	0	0	0	0	0	0	0	0	0	0	
CHI 11/24	W	1/0	0	0	0.0	0	0	0	0	0	0	0	0	0	0	0	0	0	0	0	0	
@SF 12/1	L	1/0	1	11	11.0	11	0	0	0	0	0	0	0	0	0	0	0	0	0	0	0	
@ARI 12/8	L	1/0	1	19	19.0	19	0	0	0	0	0	0	0	0	0	0	0	0	0	0	0	
NO 12/15	W	1/0	4	41	10.3	14	0	0	0	0	0	0	0	0	0	0	0	0	0	0	0	
TB 12/22	W	1/0	2	16	8.0	9	0	0	0	0	0	0	0	0	0	0	0	0	0	0	0	
@SEA 12/29	L	1/1	2	15	7.5	8	0	0	0	0	0	2	0	37	18.5	32	0	0	0	0	0	
TOTALS	7-9	16/6	38	399	10.5	31t	4	0	0	0.0	0	0	2	0	37	18.5	32	0	0	0	0	

2012 ST. LOUIS RAMS																							
Game	W/L	P/S	Receiving				Rushing				Returns				Lg	TD	KR	Yds	Avg	Lg	TD		
			No	Yds	Avg	Lg	TD	Att	Yds	Avg	Lg	TD	PR	FC								Yds	Avg
@DET 9/9	L	0/0	0	0	0.0	0	0	0	0	0	0	0	0	0	0	0	0	0	0	0	0	0	
WAS 9/16	W	0/0	0	0	0.0	0	0	0	0	0	0	0	0	0	0	0	0	0	0	0	0	0	
@CHI 9/23	L	1/0	0	0	0.0	0	0	0	0	0	0	0	0	0	0	0	0	0	0	0	0	0	
SEA 9/30	W	1/0	2	22	11.0	17	0	0	0	0	0	0	0	0	0	0	0	0	0	0	0	0	
ARI 10/4	W	1/0	1	6	6.0	6	0	0	0	0	0	0	0	0	0	0	0	0	0	0	0	0	
@MIA 10/14	L	1/0	1	11	11.0	11	0	0	0	0	0	0	0	0	0	0	0	0	0	0	0	0	
GB 10/21	L	1/1	2	17	8.5	14	1	0	0	0	0	0	3	0	0.0	0	0	0	0	0	0	0	
NE 10/28	L	1/0	3	15	5.0	9	0	0	0	0	0	0	1	0	0.0	0	0	0	0	0	0	0	
@SF 11/11	T	1/0	3	15	5.0	8	1	0	0	0	0	0	0	0	0.0	0	0	0	0	0	0	0	
NYJ 11/18	L	1/0	2	46	23.0	36	0	0	0	0	0	0	0	0	0.0	0	0	0	0	0	0	0	
@ARI 11/25	W	1/0	0	0	0.0	0	0	0	0	0	0	0	4	2	18	4.5	10	0	0	0	0	0	
SF 12/2	W	1/1	2	12	6.0	7	0	0	0	0	0	0	4	2	36	9.0	15	0	1	13	13.0	13	0
@BUF 12/9	W	1/0	5	33	6.6	9	0	0	0	0	0	0	2	2	23	11.5	23	0	0	0	0	0	0
MIN 12/16	L	1/0	5	55	11.0	23	0	0	0	0	0	0	0	0	0.0	0	0	0	0	0	0	0	0
@TB 12/23	W	1/0	1	5	5.0	5t	1	0	0	0	0	0	0	0	0.0	0	0	0	0	0	0	0	0
@SEA 12/30	L	1/0	3	24	8.0	15	1	0	0	0	0	0	0	0	0.0	0	0	0	0	0	0	0	0
TOTAL	7-8-1	14/2	30	261	8.7	36	4	0	0	0.0	0	0	11	9	77	7.0	23	0	1	13	13.0	13	0

2011 ST. LOUIS RAMS																							
Game	W/L	P/S	Receiving				Rushing				Returns				Lg	TD	KR	Yds	Avg	Lg	TD		
			No	Yds	Avg	Lg	TD	Att	Yds	Avg	Lg	TD	PR	FC								Yds	Avg
PHI 9/11	L	1/0	0	0	0.0	0	0	0	0	0	0	0	0	0	0	0	0	0	0	0	0	0	0
@NYG 9/19	L																						
BAL 9/25	L	1/0	2	8	4.0	5	0	0	0	0	0	0	1	0	0.0	0	0	0	0	0	0	0	0
WAS 10/2	L	1/0	4	32	8.0	12	0	0	0	0	0	0	3	0	0.0	0	0	0	1	19	19.0	0	0
@GB 10/16	L	1/0	0	0	0.0	0	0	0	0	0	0	0	2	1	56	28.0	39	0	0	0	0	0	0
@DAL 10/23	L	1/0	0	0	0.0	0	0	0	0	0	0	0	1	0	9	9.0	9	0	0	0	0	0	0
NO 10/30	W	1/0	1	7	7.0	7	0	0	0	0	0	0	0	2	0	0.0	0	0	0	0	0	0	0
@ARI 11/6	L	1/0	4	43	10.8	23	0	0	0	0	0	0	3	2	26	8.7	19	0	2	43	21.5	24	0
@CLE 11/13	W	1/0	3	31	10.3	16	0	0	0	0	0	0	3	1	25	8.3	16	0	0	0	0	0	0
SEA 11/20	L	1/1	2	12	6.0	13	0	0	0	0	0	0	3	3	23	7.7	9	0	0	0	0	0	0
ARI 11/27	L	1/0	3	45	15.0	35	0	0	0	0	0	0	0	0	0.0	0	0	0	0	0	0	0	0
@SF 12/4	L	1/1	3	33	11.0	17	0	0	0	0	0	0	0	0	0.0	0	0	0	0	0	0	0	0
@SEA 12/12	L	1/1	1	7	7.0	7	0	0	0	0	0	0	0	0	0.0	0	0	0	0	0	0	0	0
CIN 12/18	L	1/0	4	38	9.5	16	0	0	0	0	0	0	0	0	0.0	0	0	0	0	0	0	0	0
@PIT 12/24	L	0/0	0	0	0.0	0	0	0	0	0	0	0	0	0	0.0	0	0	0	0	0	0	0	0
SF 1/11/11	L	0/0	0	0	0.0	0	0	0	0	0	0	0	0	0	0.0	0	0	0	0	0	0	0	0
TOTALS	2-12	13/3	27	256	9.5	35	0	0	0	0.0	0	0	15	10	139	9.3	39	0	3	62	20.7	24	0



83 | BRIAN QUICK

Position: Wide Receiver
 Ht./Wt.: 6-3/218
 Birth Date: 6/5/89
 College: Appalachian State
 Hometown: Columbia, S.C.
 Experience: 3rd year (3rd Rams)
 Acquired: D2A-2012

Career GP/GS (Playoffs): 31/6 (0/0)



TRANSACTIONS: Selected by St. Louis in the second round (33rd overall) of the 2012 NFL Draft (4/27/12).

PRO: Third-year pro has played in 31 career games with six starts...tallied 29 career catches for 458 yards and four touchdowns.

2013 SEASON: Played in 16 games with four starts...caught 18 passes for 302 yards, including a long of 73 yards and two touchdowns...**at Houston (10/13):** Hauled in his first touchdown of the season, a four yard reception, marks the third of his career...**at Carolina (10/20):** Caught two passes for a career high 97 yards, including a long of 73, the team's longest play from scrimmage this season...**at San Francisco (12/1):** Caught three passes for 41 yards, including a long of 29...caught a three-yard touchdown pass...marks his second touchdown of the year, fourth career.

2012 SEASON: Caught 11 passes for 156 yards and two touchdowns...**at Detroit (9/9):** Played in his first career game...**vs. Seattle (9/30):** Caught first NFL reception for 19 yards from QB Sam Bradford...**vs. Green Bay (10/21):** Hauled in two receptions for 31 yards, including a season-long 22-yard reception...**vs. New England (10/28):** Caught a career-long 39-yard reception from QB Kellen Clemens...**at San Francisco (11/11):** Earned his first NFL start...hauled in a 36-yard touchdown pass from QB Sam Bradford on the first drive of the game, the catch marked his first career touchdown...**vs. Minnesota (12/16):** Hauled in two receptions for 12 yards, including one four-yard touchdown catch.

COLLEGE: Started 36-of-54 games...caught 202 passes for 3,418 yards and 31 touchdowns...holds the school career-record with his 202 catches, topping the previous mark of 200 by DaVon Fowlkes (2001-04), as that total placed fifth on the Southern Conference all-time record chart...his 3,418 receiving yards set another ASU record, as he joined Rick Beasley (3,124; 1978-80) as the only Mountaineers to gain over 3,000 yards receiving for a career...one of only seven Southern Conference performers to reach 3,000 yards, finishing fourth in league annals...established a school record with 31 touchdown catches, breaking the old mark of 25 scoring grabs by Bob Agle (1965-68), as Quick joined Andre Roberts of The Citadel (37; 2006-09) and Terrell Huggins of Elon (52; 2006-09) as the only conference players to record at least 30 touchdown catches in a career...His 1,096 receiving yards in 2011 rank fourth; 982 yards in 2009 rank sixth and 844 yards in 2010 rank 10th on the ASU season-record chart... Health Promotion major.

PERSONAL: Lettered in basketball at Ridge View (Columbia, S.C.) High School before lettering in football as a senior...made the most of his first year of organized football since Little League, coming up with 885 receiving yards and eleven touchdowns as a senior...participated in the prestigious Shrine Bowl of the Carolinas, after earning All-State, All-Region and All-Area gridiron selections, in addition to being named the team's offensive MVP...Son of Shirley Quick and Jimmy Duncan...Born Brian Rumeal Quick on 6/5/89...Resides in Columbia, South Carolina.

BRIAN QUICK NFL STATISTICS

Year	Team	G/S	REGULAR SEASON											
			Receiving				Rushing			Att	Yds	Avg	Lg	TD
			No	Yds	Avg	Lg	TD							
2012	RAMS	15/1	11	156	14.2	39	2	0	0	0	0	0		
2013	RAMS	16/4	18	302	16.8	73	2	0	0	0	0	0		
TOTALS		31/5	29	458	15.8	73	4	0	0	0	0	0		

BRIAN QUICK GAME-BY-GAME STATS

2013 ST. LOUIS RAMS												
Game	W/L	P/S	Receiving				Rushing					
			No	Yds	Avg	Lg	TD	Att	Yds	Avg	Lg	TD
ARI 9/8	W	1/0	1	16	16.0	16	0	0	0	0.0	0	0
@ATL 9/15	L	1/0	1	15	15.0	15	0	0	0	0.0	0	0
@DAL 9/22	L	1/0	1	7	7.0	7	0	0	0	0.0	0	0
SF 9/26	L	1/0	1	12	12.0	12	0	0	0	0.0	0	0
JAC 10/6	W	1/0	2	45	22.5	28	0	0	0	0.0	0	0
@HOU 10/13	W	1/1	1	4	4.0	4t	1	0	0	0.0	0	0
@CAR 10/20	L	1/1	2	97	48.5	73	0	0	0	0.0	0	0
SEA 10/28	L	1/0	0	0	0.0	0	0	0	0	0.0	0	0
TEN 11/3	L	1/0	2	30	15.0	20	0	0	0	0.0	0	0
@IND 11/10	W	1/1	0	0	0.0	0	0	0	0	0.0	0	0
CHI 11/24	W	1/0	2	19	9.5	16	0	0	0	0.0	0	0
@SF 12/1	L	1/0	3	41	13.7	29	1	0	0	0.0	0	0
@ARI 12/8	L	1/0	0	0	0.0	0	0	0	0	0.0	0	0
NO 12/15	W	1/0	0	0	0.0	0	0	0	0	0.0	0	0
TB 12/22	W	1/1	2	16	8.0	9	0	0	0	0.0	0	0
@SEA 12/29	L	1/0	0	0	0.0	0	0	0	0	0.0	0	0
TOTAL	7-9	16/4	18	302	16.8	73	2	0	0	0.0	0	0

2012 ST. LOUIS RAMS												
Game	W/L	P/S	Receiving				Rushing					
			No	Yds	Avg	Lg	TD	Att	Yds	Avg	Lg	TD
@DET 9/9	L	1/0	0	0	0.0	0	0	0	0	0.0	0	0
WAS 9/16	W	1/0	0	0	0.0	0	0	0	0	0.0	0	0
@CHI 9/23	L											
SEA 9/30	W	1/0	1	19	19.0	19	0	0	0	0.0	0	0
ARI 10/4	W	1/0	0	0	0.0	0	0	0	0	0.0	0	0
@MIA 10/14	L	1/0	1	1	1.0	1	0	0	0	0.0	0	0
GB 10/21	L	1/0	2	31	15.6	22	0	0	0	0.0	0	0
NE 10/28	L	1/0	1	39	39.0	39	0	0	0	0.0	0	0
@SF 11/11	T	1/1	1	36t	36.0	36t	1	0	0	0.0	0	0
NYJ 11/18	L	1/0	1	9	9.0	9	0	0	0	0.0	0	0
@ARI 11/25	W	1/0	0	0	0.0	0	0	0	0	0.0	0	0
SF 12/2	W	1/0	1	3	3.0	3	0	0	0	0.0	0	0
@BUF 12/9	W	1/0	1	6	6.0	6	0	0	0	0.0	0	0
MIN 12/16	L	1/0	2	12	6.0	8	1	0	0	0.0	0	0
@TB 12/23	W	1/0	0	0	0.0	0	0	0	0	0.0	0	0
@SEA 12/30	L	1/0	0	0	0.0	0	0	0	0	0.0	0	0
TOTALS	7-8-1	15/1	11	156	14.2	39	2	0	0	0.0	0	0



94 | ROBERT QUINN

Position:	Defensive End
Ht./Wt.:	6-4/264
Birth Date:	5/18/90
Hometown:	Ladson, S.C.
Experience:	4th year (4th Rams)
Acquired:	D1-2011

Career GP/GS (Playoffs): 47/31 (0/0)



TRANSACTIONS: Drafted in the first round (14th overall) in the 2011 NFL Draft by the St. Louis Rams.

PRO: Fourth-year pro has played in 47 games with 31 starts...named to the 2014 Pro Bowl, earned team-captain honor...also earned First-Team All-Pro honors...named Pro Football Writers of America Defensive Player of the Year...notched 19.0 sacks during 2013 season, second-best in the NFL...sack total set a new franchise record, topping Kevin Carter's 17.0 in 1999...posted 117 career tackles (71 solo), 34.5 sacks, three passes defended, nine forced fumbles and two fumble recoveries.

2013 SEASON: Started 16 games...tallied 57 tackles (41 solo), 19.0 sacks, seven forced fumbles, two fumble recoveries...named 2014 Pro Bowl captain, also eaned First-Team All-Pro honors and Pro Football Writers of America Defensive Player of the Year...tallied five multi-sack games, including three contests in which he recorded 3.0 sacks...voted by teammates as the Daniel F. Reeves Award recipient, Rams' team award for most valuable player...**vs. Arizona (9/8):** Put together an defensive performance featuring 3.0 sacks, tying his single game record...also forced two fumbles...added two assisted tackles in season opener...named defensive player of the week...**at Atlanta (9/15):** Recorded five solo tackles, including three for loss...added 1.0 sack, his second consecutive game with a sack...**vs. San Francisco (9/26):** Recorded two tackles (one solo)...added 1.0 sack...**at Houston (10/13):** Tallied 1.0 sack, bringing his season total to 6.0...also forced one fumble...**at Carolina (10/20):** Recorded 1.0 sack for a season total of 7.0...added five tackles (four solo)...**vs. Seattle (10/28):** Notched 3.0 sacks for a season total of 10.0...added three tackles (one solo)...**at Indianapolis (11/10):** Sacked Colts QB Andrew Luck twice for a total loss of 24 yards and a season total of 12.0 sacks...forced Luck to fumble, was recovered by DE Chris Long and returned 45 yards for a score...added two tackles (one solo)...**vs. Chicago (11/24):** Sacked Bears QB Josh McCown, stripped the ball and returned the fumble 31 yards for a touchdown...marks first career touchdown...added five tackles (three solo) and seven quarterback pressures...**vs. New Orleans (12/15):** Notched 2.0 sacks for a season total of 15.0...continues to lead the NFC in sacks...forced QB Drew Brees to fumble early in the second quarter...stripped Brees of the ball a second time and recovered the fumble...gives him an NFL-leading eight forced fumbles...marks his second fumble recovery of the season...added six tackles (four solo), including one for loss...tallied four quarterback pressures and three hits on Brees, including one that altered the pass and led to a T.J. McDonald interception in the first quarter...**vs. Tampa Bay (12/22):** Recorded 3.0 sacks for a season total of 18.0...set a franchise record for most sacks in a single season surpassing Kevin Carter's 1999 record of 17.0...leads the NFL in sacks...marks his third game with 3.0 sacks this season...added three solo tackles, including one for loss...tallied two quarterback hits and one pressure on Tampa Bay's Mike Glennon...**at Seattle (12/29):** Notched 1.0 sack for a season total of 19.0...added four tackles, including three for loss.

2012 SEASON: Finished second NFL season with 10.5 sacks, second among Rams...also second among Rams with 25 quarterback pressures and 17 quarterback hits...had 40 total tackles...**at Detroit (9/9):** Recorded one sack for a loss of nine yards, marking the Rams' first sack of the season and the sixth of his career...tallied four tackles (three solo)...**vs Washington (9/16):** Posted one sack for a loss of nine yards, marking his second consecutive game with at least one sack...leads the Rams in sacks with two...added five tackles (three solo)...**vs. Seattle (9/30):** Notched his third sack of the season after taking down QB Russell Wilson on a third down play in the fourth quarter for an 8-yard loss...led the Rams in sacks...added two solo tackles...**vs. Arizona (10/4):** Posted a new career high in single-game sacks with three for a combined loss of 19 yards...forced a fumble in the fourth quarter to seal the Rams' 17-3 win, marking the Rams' first forced fumble of the season and the second of his career...finished first on the defensive line in tackles with six (two solo) and added one pass defended...**vs. Green Bay (10/21):** Started at right defensive end...sacked Packers'

QB Aaron Rodgers for a four yard loss in Green Bay's opening drive, marked his seventh sack of the season and 12th career...also recorded one assisted tackle...**at San Francisco (11/11):** Started at right defensive end...led the team with 1.5 sacks alongside rookie defensive tackle Michael Brockers...**at Buffalo (12/9):** Started at right defensive end...recorded two tackles (one solo)...logged one sack for a loss of nine after taking down QB Ryan Fitzpatrick on the Bills' final drive of the game...**at Seattle (12/30):** Started at right defensive end...pushed his season sack total to 10.5 after bringing down Seattle QB Russell Wilson for a loss of two yards...with the sack, he and fellow defensive lineman Chris Long became the first pair of Rams to record double-digit sack numbers in a single season since Grant Wistrom and Kevin Carter generated 11 and 10 sacks, respectively, in 2000...also recorded two assisted tackles.



Most Sacks by a Ram in a Season in Franchise History

- Robert Quinn, 19.0, 2013
 - Kevin Carter, 17.0, 1999
 - Leonard Little, 14.5, 2001
- *Since the sack became an official stat in 1982.

NFC Special Teams Player of Week 8

2011 SEASON: Tallied five sacks in rookie campaign...also made 20 tackles (nine solo)...**at New York Giants (9/19):** Made his NFL debut, seeing action on defense and special teams...sacked Giant's QB Eli Manning for a loss of eight yards...recorded two tackles (one solo)...**vs. New Orleans (10/30):** Played on defense and special teams...blocked a Thomas Morstead punt to give St. Louis the ball at the New Orleans 15-yard line and set up a touchdown run by Steven Jackson two plays later...also recorded second sack of the season...made one solo tackle on defense and caused one fumble...**at Arizona (11/6):** Played on defense and special teams...tallied his third sack of the season when he dropped QB John Skelton for a loss of nine yards...second consecutive game with a sack...**vs. Seattle (11/20):** Saw action on defense and special teams...recorded his fourth sack of the season when he dropped QB Tarvaris Jackson...also partially deflected a punt in the first quarter...**vs. Arizona (11/27):** Saw action on defense and special teams...notched his fifth sack of the season...marked back-to-back games with at least one sack for the second time of the season...**vs. Cincinnati (12/18):** Made his first NFL start at right defensive end...partially blocked a punt in the second quarter that traveled just 21 yards...marked the third time this season he has deflected or blocked a punt.

COLLEGE: Started 24 of 25 games at right defensive end...recorded 86 tackles (57 solo) with 13.0 sacks for minus 105 yards and 25.5 stops for losses totaling 139 yards...forced eight fumbles... made 82 tackles against the run, limiting runners to 23 yards (0.28 ypc), allowing just six first downs and two attempts for 10 yards or longer...delivered a total of 28 tackles-for-loss (solos/assists) and stopped ball carriers at the line of scrimmage for no gain seven times...made four tackles against the pass, holding receivers to 23 yards (5.75 ypc) and one first down on those receptions...totaled four passes defended and added 15 quarterback pressured... 11.0 sacks in 2009 rank as the fourth-highest single-season total by a Tar Heels defender, topped by Lawrence Taylor (16.0; 1980), Julius Peppers (15; 2000) and Greg Ellis (12.5; 1996)...earned First-team All-Atlantic Coast Conference selection in 2009...finished second in voting to Derrick Morgan of Georgia Tech as the ACC's Defensive Player of the Year...started all 13 games at right defensive end, ranking fourth on the team with 52 tackles (35 solo)...played football less than a year after having surgery on brain tumor...named the ACC's Brian Piccolo Award winner as the league's most courageous player...finished third in the voting for the ACC Defensive Rookie of the Year honors...started 11-of-12 games, taking over as the starter in the second game of the season.

PERSONAL: Attended Fort Dorchester High School (Ladson, S.C.)...senior season was shortened, but had 54 tackles with five sacks, 10 TFL and 21 quarterback hurries before surgery...member of South Carolina's Shrine Bowl team and the U.S. Army All-American Game...All-American choice by SuperPrep and Tom Lemming...member of the Atlanta Journal-Constitution Super Southern 100...ranked the seventh-best player in South Carolina by SuperPrep... rated the 11th-best defensive end in the country by ESPN.com...rated a four-star prospect by Rivals.com, as that recruiting service listed him as the 18th-best strong-side defensive end in the country, and the 10th-best recruit in the state of South Carolina... given a four-star rating by Scout.com, who ranked him as the 19th-best defensive end in the country... three-time defending state heavyweight champion for the Fort Dorchester wrestling squad...son of Maria and James Quinn...nickname is "El Roy"...born 5/18/90.

ROBERT QUINN NFL STATISTICS

Year	Team	Tackles		Interceptions				Fumbles			PD	FF	FR	Yds
		G/S	Total	Solo	Asst	Sk	Yds	Int	Yds	Lg				
2011	RAMS	15/1	20	9	11	5.0	35	0	0	0	2	1	0	0
2012	RAMS	16/14	40	21	19	10.5	61	0	0	0	1	1	0	0
2013	RAMS	16/16	57	41	16	19.0	145	0	0	0	0	7	2	33
Total		47/31	117	71	46	34.5	241	0	0	0	3	9	2	33

ROBERT QUINN GAME-BY-GAME STATS

2013 ST. LOUIS RAMS															
Game	W/L	P/S	T	S	A	Sk	Yds	Int	Yds	Lg	TD	PD	FF	FR	Yds
ARI 9/8	W	1/1	2	0	2	3.0	17	0	0	0	0	2	0	0	0
@ATL 9/15	L	1/1	5	5	0	1.0	10	0	0	0	0	0	0	0	0
@DAL 9/22	L	1/1	4	2	2	0.0	0	0	0	0	0	1	0	0	0
SF 9/26	L	1/1	2	1	1	1.0	8	0	0	0	0	0	0	0	0
JAC 10/6	W	1/1	3	2	1	0.0	0	0	0	0	0	0	0	0	0
@HOU 10/13	W	1/1	0	0	0	1.0	7	0	0	0	0	1	0	0	0
@CAR 10/20	L	1/1	5	4	1	1.0	11	0	0	0	0	0	0	0	0
SEA 10/28	L	1/1	3	1	2	3.0	21	0	0	0	0	0	0	0	0
TEN 11/3	L	1/1	6	5	1	0.0	0	0	0	0	0	0	0	0	0
@IND 11/10	W	1/1	1	1	0	2.0	24	0	0	0	0	1	0	0	0
CHI 11/24	W	1/1	5	3	2	1.0	8	0	0	0	0	1	1	31t	0
@SF 12/1	L	1/1	3	2	1	0.0	0	0	0	0	0	0	0	0	0
@ARI 12/8	L	1/1	5	5	0	0.0	0	0	0	0	0	0	0	0	0
NO 12/15	W	1/1	6	4	2	2.0	16	0	0	0	0	2	1	2	0
TB 12/22	W	1/1	3	3	0	3.0	20	0	0	0	0	0	0	0	0
@SEA 12/29	L	1/1	4	3	1	1.0	3	0	0	0	0	0	0	0	0
TOTAL	7-9	16/16	57	41	16	19.0	145	0	0	0	0	8	2	33	0

2012 ST. LOUIS RAMS															
Game	W/L	P/S	T	S	A	Sk	Yds	Int	Yds	Lg	TD	PD	FF	FR	Yds
@DET 9/9	L	1/1	4	3	1	1.0	9	0	0	0	0	0	0	0	0
WAS 9/16	W	1/1	5	3	2	1.0	9	0	0	0	0	0	0	0	0
@CHI 9/23	L	1/1	3	2	1	0.0	0	0	0	0	0	0	0	0	0
SEA 9/30	W	1/1	2	2	0	1.0	8	0	0	0	0	0	0	0	0
ARI 10/4	W	1/1	6	2	4	3.0	19	0	0	0	1	1	0	0	0
@MIA 10/14	L	1/1	1	0	1	0.0	0	0	0	0	0	0	0	0	0
GB 10/21	L	1/1	1	0	1	1.0	4	0	0	0	0	0	0	0	0
NE 10/28	L	1/1	3	3	0	0.0	0	0	0	0	0	0	0	0	0
@SF 11/11	T	1/1	0	0	0	1.5	1	0	0	0	0	0	0	0	0
NYJ 11/18	L	1/1	4	2	2	0.0	0	0	0	0	0	0	0	0	0
ARI 11/25	W	1/1	0	0	0	0.0	0	0	0	0	0	0	0	0	0
SF 12/2	W	1/0	0	0	0	0.0	0	0	0	0	0	0	0	0	0
@BUF 12/9	W	1/1	2	1	1	1.0	9	0	0	0	0	0	0	0	0
MIN 12/16	L	1/0	3	1	2	0.0	0	0	0	0	0	0	0	0	0
@TB 12/23	W	1/1	4	2	2	0.0	0	0	0	0	0	0	0	0	0
@SEA 12/30	L	1/1	2	0	2	1.0	2	0	0	0	0	0	0	0	0
TOTALS	7-8-1	16/14	40	21	19	10.5	61	0	0	0	0	1	1	0	0

ROBERT QUINN GAME-BY-GAME STATS CONTINUED


2011 ST. LOUIS RAMS																	
Game	W/L	P/S	T	S	A	Sk	Yds	Int	Yds	Lg	TD	PD	FF	FR	Yds		
PHI 9/11	L							Inactive									
@NYG 9/19	L	1/0	2	1	1	1.0	8.0	0	0	0	0	0	0	0	0	0	0
BAL 9/25	L	1/0	0	0	0	0.0	0.0	0	0	0	0	0	0	0	0	0	0
WAS 10/2	L	1/0	1	0	1	0.0	0.0	0	0	0	0	0	0	0	0	0	0
@GB 10/16	L	1/0	1	1	0	0.0	0.0	0	0	0	0	0	0	0	0	0	0
@DAL 10/23	L	1/0	0	0	0	0.0	0.0	0	0	0	0	0	0	0	0	0	0
NO 10/30	W	1/0	1	1	0	1.0	9.0	0	0	0	0	0	0	1	0	0	0
@ARI 11/6	L	1/0	2	1	1	1.0	9.0	0	0	0	0	0	0	0	0	0	0
@CLE 11/13	W	1/0	1	0	1	0.0	0.0	0	0	0	0	0	0	0	0	0	0
SEA 11/20	L	1/0	4	3	1	1.0	9.0	0	0	0	0	0	0	0	0	0	0
ARI 11/27	L	1/0	0	0	0	1.0	0.0	0	0	0	0	0	0	0	0	0	0
@SF 12/4	L	1/0	0	0	0	0.0	0.0	0	0	0	0	0	0	0	0	0	0
@SEA 12/12	L	1/0	1	0	1	0.0	0.0	0	0	0	0	1	0	0	0	0	0
CIN 12/18	L	1/1	1	1	0	0.0	0.0	0	0	0	0	1	0	0	0	0	0
@PIT 12/24	L	1/0	4	1	3	0.0	0.0	0	0	0	0	0	0	0	0	0	0
SF 1/1/11	L	1/0	2	0	2	0.0	0.0	0	0	0	0	0	0	0	0	0	0
TOTALS	2-14	15/1	20	9	11	5.0	35.0	0	0	0	0	2	1	0	0	0	0



34 | CHASE REYNOLDS

Position:	Running Back
Ht./Wt.:	6-0/205
Birth Date:	6/5/89
College:	Montana
Hometown:	Drummond, Mont.
Experience:	2nd year (2nd Rams)
Acquired:	FA-2012

Career GP/GS (Playoffs): 16/0 (0/0)



TRANSACTIONS: Signed a future/reserve contract with St. Louis (1/2/12)...spent time on the Rams practice squad during the 2011 and 2012 seasons...signed by St. Louis (8/18/11)...released by the Seattle Seahawks (8/14/11)...signed by Seattle as an unrestricted free agent (8/2/11).

2013 SEASON: Played in 16 games...saw most action on special teams...tallied six special teams tackles... **vs Arizona (9/8):** Saw first NFL action on special teams...**at Atlanta (9/15):** Saw action on special teams...recorded one tackle.

COLLEGE: Led the Big Sky conference at Montana with seven 100-yard rushing games, including a career-high 241 yards (the second most in single-game history) against Weber State...set a school record with 321 rushing attempts...accumulated 144 points, breaking the record of 138 that he had set the previous season... also set a Grizzly record by scoring 24 total touchdowns, surpassing the mark of 23 he had set the year before...was a first team All-Big Sky selection...in 2009, rushed for 1,501 yards, and scored 22 rushing touchdowns, tying his record from 2008 season.

PERSONAL: Married to Mrs. Montana 2011, Kila Reynolds...welcomed their first child, a son named Talen, during their senior year in high school...in 2007 the couple had their daughter, Peyton.



59 | ETIENNE SABINO

Position:	Linebacker
Ht./Wt.:	6-2/247
Birth Date:	11/13/90
College:	Ohio State
Hometown:	North Miami Beach, Fla.
Experience:	1st Year (1st Rams)
Acquired:	FA-2014

Career GP/GS (Playoffs): 0/0 (0/0)



Signed with the Rams as an unrestricted free agent (5/24/14)...signed with the New York Giants as an undrafted rookie free agent in 2013 and was with the club through the end of training camp...started eight games as a senior at Ohio State and recorded 2.0 sacks and 45 tackles before suffering a season-ending leg injury...was a co-captain as a senior...finished collegiate career with 119 career tackles, 10.5 TFLs and 4.5 sacks, an interception and four PBUs...played in all 13 games in 2011 and started five times...named Ohio State's MVP in the TaxSlayer.com Gator Bowl with four tackles, including two TFLs for losses... played in all 13 games as a true freshman in 2008...scored the only touchdown in Ohio State's 16-3 win over Purdue in 2008 by returning a blocked punt 20 yards for the score...red-shirted in 2010.



76 | RODGER SAFFOLD

Position:	Guard/Tackle
Ht./Wt.:	6-5/332
Birth Date:	6/6/88
College:	Indiana
Hometown:	Bedford, Ohio
Experience:	5th year (5th Rams)
Acquired:	D2-2010

Career GP/GS (Playoffs): 47/44 (0/0)



TRANSACTIONS: Selected by the Rams in the second round (33rd) of the 2010 NFL Draft (4/23/10).

PRO: Fifth-year pro has played in 47 career games with 44 starts...versatile lineman has started at right tackle, left tackle and right guard.

2013 SEASON: Played in 12 games with nine starts...started three games at right tackle, five at right guard and one at left tackle...**vs. Arizona (9/8):** Started at right tackle...part of an offensive line that helped block for QB Sam Bradford allowing him to throw for 299 yards and two touchdowns...**vs. Seattle (10/28):** Saw action on offense...part of an offensive line that helped block for RB Zac Stacy to rush for 134 yards...**vs. Tennessee (11/3):** Saw action at right tackle...helped block for RB Zac Stacy rush for his second consecutive 100-yard game...**at Indianapolis (11/10):** Marked his first career start at right guard...helped block for the Rams' backs to run for 140 yards, the team's third straight 100 yard rushing game...**vs. Chicago (11/24):** Started at right guard...part of an offensive line that helped block for the Rams rushing corps to run for 258 yards, the team's highest single-game total this season...**vs. New Orleans (12/15):** Started at right guard...part of an offensive line that did not allow a sack...**vs. Tampa Bay (12/22):** Started at right guard...moved to left tackle for Jake Long who left in the first quarter with an injury...helped block for two rushing touchdowns.

2012 SEASON: Started 10 games at left tackle, including the final eight of the season...helped RB Steven Jackson reach 1,000 yards for the eighth straight season...**at San Francisco (11/11):** Started at left tackle...helped the Rams put up 458 total yards on offense...**at Arizona (11/25):** Started at left tackle...helped RB Steven Jackson notch 139 yards on the ground...**vs. Minnesota (12/16):** Started at left tackle...part of an offensive line that helped RB Steven Jackson eclipse 10,000 rushing yards...**at Tampa Bay (12/23):** Started at left tackle...part of an offensive line that allowed QB Sam Bradford time to throw an 80-yard touchdown to TE Lance Kendricks, the longest pass of Bradford's career...**at Seattle (12/30):** Started at left tackle...part of an offensive line that allowed zero sacks on QB Sam Bradford.

2011 SEASON: **vs. Eagles (9/11):** Started at left tackle...**at New York Giants (9/19):** Started at left tackle...helped block for the offense to collect five passes of 20-plus yards...**vs. Baltimore (9/25):** Started at left tackle...**vs. Washington (10/2):** Started at left tackle...**at Green Bay (10/16):** Started at left tackle...**at Dallas (10/23):** Started at left tackle...**vs. New Orleans (10/30):** Started at left tackle...helped block for the offense to gain 323 total yards...**at Arizona (11/6):** Started at left tackle...helped block for RB Steven Jackson to rush for over 100 yards the second consecutive week...**at Cleveland (11/13):** Started at left tackle...left the game in the third quarter with a head injury...placed on reserve/injured list (11/19).

2010 SEASON: Named All-Rookie by Pro Football Weekly and the Pro Football Writers of America...finished the season as the only NFL rookie to start all of his team's games at left tackle this season...allowed only three sacks in 590 pass attempts according to Statspass.com...part of an offensive line that helped RB Steven Jackson surpass the 1,000-yard mark for a sixth consecutive season.

COLLEGE: Started 41 of 42 games at Indiana...while in the starting lineup the Hoosiers rushed over 100 yards in 29 games...in last two years, registered 171 knockdowns and 20 touchdown-resulting blocks...Indiana scored 29 times on the ground when in lineup.

PERSONAL: Two-way lineman at Bedford (Oh.) High School...rated a two-star prospect by Rivals.com...earned first-team All-Lake Erie League, All-District and honorable mention All-State honors as a senior...played in 2006 Ohio North-South All-Star game...father played football at the University of Iowa...public affairs management major...born Rodger P. Saffold III.

SAFFOLD'S Games Played-Starts: RAMS: 2013 (12/9), 2012 (10/10), 2011 (9/9), 2010 (16/16) **Totals:** (47/44).



97 | EUGENE SIMS

Position:	Defensive End
Ht./Wt.:	6-6/265
Birth Date:	3/18/86
College:	West Texas A&M
Hometown:	Mt. Olive, Miss.
Experience:	5th year (5th Rams)
Acquired:	D6B-2010

Career GP/GS (Playoffs): 54/2 (0/0)



TRANSACTIONS: Signed two-year contract extension (9/3/13)...drafted in the sixth round (189th overall) in the 2010 NFL Draft by the St. Louis Rams.

PRO: Fifth-year pro has played in 52 games with two starts...has seen action on defense and special teams...collected 94 career tackles (47 solo), 5.0 sacks, one interception and four passes defended in his first four years...has totaled 19 career special teams tackles.

2013 SEASON: Played in 16 games...registered 40 tackles (25 solo), 2.0 sacks and one pass defended...had three special teams tackles...**vs. Arizona (9/8):** Saw action on defense...recorded two tackles for loss and one pass broken up...**at Atlanta:** Saw action on defense...recorded 1.0 sack...added five tackles (two solo)...**vs. San Francisco (9/26):** Recorded four tackles (three solo)...**at Houston (10/13):** Saw action on defense...notched two solo tackles, including one for loss...**at Carolina (10/20):** Recorded five solo tackles, including one for loss on Panthers FB Mike Tolbert in the end zone for a safety...**vs. New Orleans (12/15):** Saw action on defense...notched three tackles (one solo)...added two quarterback pressures and one hit on QB Drew Brees...**at Seattle (12/29):** Saw action on defense...recorded two tackles (one solo)...notched 1.0 sack on Seahawks QB Russell Wilson...added one special teams tackle.

2012 SEASON: Established new season-highs in tackles (36) and sacks (3.0)...**vs Washington (9/16):** Tallied five tackles (three solo) in the home opener, establishing a new career high...**at Chicago (9/23):** Finished the game with five assisted tackles, tying his single-game high in total tackles...**vs. Seattle (9/30):** Posted one of two Rams' sacks on the day for a loss of 12 yards, marking the first sack of his NFL career...**vs. New York Jets (11/18):** Saw action on defense...recorded a career-high four solo tackles, including one tackle for loss...**vs. San Francisco (12/2):** Started at right defensive end, marks first start of NFL career...tied a career-high in most tackles in a game with five (two solo)...notched one sack for a loss of nine yards, marks second career sack...**vs. Minnesota (12/16):** Started at defensive end, marks second career start...recorded four tackles (one solo)...registered one sack for a loss of one yard, his third career sack...**at Tampa Bay (12/23):** Posted his first career interception after teammate Michael Brockers tipped a pass from QB Josh Freeman in the fourth quarter...logged five assisted tackles, tying his single-game high in total tackles...also recorded two quarterback hits and two quarterback pressures.

2011 SEASON: Saw action in 16 games...made 10 tackles (five solo)...**vs. Eagles (9/11):** Saw action on defense and special teams...recorded two tackles (one solo)...added two tackles on special teams (one solo)...**vs. New Orleans (10/30):** Played on defense and special teams...made three assisted tackles on defense...**Week 9 at Arizona (11/6):** Played on defense and special teams...recorded one solo tackle on defense...also made one special teams tackle...**vs. Seattle (11/20):** Saw action on special teams...made three tackles...**vs. Cincinnati (12/18):** Saw action on defense and special teams...recorded one solo tackle...also made one tackle on special teams...**vs. San Francisco (1/1/12):** Saw action on defense and special teams...tallied one forced fumble and one tackle on special teams.

2010 SEASON: Saw action in nine games during his rookie campaign, contributing eight tackles (three solo)...**Week 2 at Oakland (9/19):** Recorded two tackles (one solo) in his first-career regular season game...**Week 16 vs. San Francisco (12/26):** Helped give the Rams a 9-0 lead in the first quarter when he tackled QB Troy Smith in the end zone for a safety after Smith mishandled a snap...added two tackles (one solo).

COLLEGE: Two-time Lone Star Conference Defensive Lineman of the Year...recorded 17.0 sacks in two seasons at West Texas A&M after transferring from Jones County (Mississippi) Junior College... named to the Associated Press Little All-American third-team and to the AFCA Division II Coaches' All-American team...considered one of the top defensive linemen in FBS.

PERSONAL: A standout prep at Mize (Miss.) HS, competing in football as well as track & field.



30 | ZAC STACY

Position: Running Back
Ht./Wt.: 5-8/216
Birth Date: 4/9/91
College: Vanderbilt
Hometown: Centreville, Ala.
Experience: 2nd year (2nd Rams)
Acquired: D5B-2013

Career GP/GS (Playoffs): 14/12 (0/0)



TRANSACTIONS: Selected by St. Louis in the fifth round (160th overall) of the 2013 NFL Draft (4/27/13).

2013 SEASON: Played in 14 games, started 12...notched 973 rushing yards on 250 attempts and seven rushing touchdowns...passed Ron Waller for third most rushing yards by a rookie in Rams history...added 26 catches for 141 yards and one receiving touchdown...tallied four 100-yard games...voted the Carroll Rosenbloom Memorial Award recipient by his teammates, Rams' team award for rookie of the year...**vs. Jacksonville (10/6):** Earned first NFL start... for 78 yards and a 5.6-yard average...led the Rams to their first 100-plus yard **at Carolina (10/20):** Started at running back...rushed 17 times for 53 yards... passes for 34 yards...recorded his first career touchdown on a four-yard recep-Bradford...**vs. Seattle (10/28):** Started at running back...rushed for 134 yards on 26 5.2-yard average...marks his first career 100-yard rushing game...**vs. Tennessee** running back...rushed for 127 yards and two touchdowns on 27 carries...marked rushing touchdown...added six receptions for 51 yards...**at Indianapolis (11/10):** for 62 yards and a touchdown...**vs. Chicago (11/24):** Started at running back...rushed 12 times for 87 yards for a 7.3 average, including a long of 35...added one reception for 10 yards...**vs. New Orleans (12/15):** Started at running back...rushed 28 times for 133 yards, including a long of 40 yards for a score...marks his longest play from scrimmage this season and sixth rushing touchdown of the season (seventh total)...**vs. Tampa Bay (12/22):** Rushed 33 times for 104 yards and a touchdown...marked his fourth 100-yard game this season, second consecutive.



In his first 12 NFL starts, Stacy rushed for 969 yards, third-most by a rookie in Rams history.

tallied 14 carries rushing game... also caught four tion from QB Sam carries, good for a **(11/3):** Started at his first career Rushed 26 times

COLLEGE: Started 33-of-45 games at Vanderbilt, including each of his 26 last appearances...set school career-records with 3,143 yards on 581 carries and 30 touchdowns rushing...in 2011, his 1,193 yards and 14 rushing touchdowns each established a Commodore season records...in 2012, he tallied 1,141 rushing yards for second on the Vanderbilt all-time list...his 10 touchdowns in 2012 tied for third on the school annual record list...his 90-yard touchdown run vs. Wake Forest in 2012 is the longest run from scrimmage in school history...Vanderbilt has featured just five 1,000-yard season rushers, and he is the only player to accomplish that feat twice.

PERSONAL: Attended Bibb County (Centreville, Ala.) High School...voted team captain and lettered four times in football, while also competing in basketball and baseball...earned a starting role at running back as a freshman...rushed for 2,413 yards on 217 carries in senior campaign, helping Bibb County to a 10-2 mark and the second round of the Class 4A state playoffs...finalist for Alabama's 4A Mr. Football honor...earned first-team 4A All-State honors...rushed for 1,666 yards and 24 touchdowns, and caught 27 passes as a junior...two-time West Alabama Player of the Year...ended his prep career with 5,863 rushing yards and 76 touchdowns...graduated in December 2012 with a degree in special education from the Peabody College...son of Barbara Stacy...resides in Centreville, Ala.

ZAC STACY NFL STATISTICS

REGULAR SEASON												
Year	Team	G/S	Receiving					Rushing				
			No	Yds	Avg	Lg	TD	Att	Yds	Avg	Lg	TD
2013	RAMS	14/12	26	141	5.4	25	1	250	973	3.9	40t	7
TOTALS		14/12	26	141	5.4	25	1	250	973	3.9	40t	7

ZAC STACY GAME-BY-GAME STATS

2013 ST. LOUIS RAMS

Game	W/L	P/S	Receiving				Rushing					
			No	Yds	Avg	Lg	TD	Att	Yds	Avg	Lg	TD
ARI 9/8	W	1/0	0	0	0.0	10	0	1	4	4.0	4	0
@ATL 9/15	L											
@DAL 9/22	L											
SF 9/26	L	1/0	0	0	0.0	0	0	0	0	0.0	0	0
JAC 10/6	W	1/1	0	0	0.0	0	0	14	78	5.6	12	0
@HOU 10/13	W	1/1	2	11	5.5	6	0	18	79	4.4	18	0
@CAR 10/20	L	1/1	4	34	8.5	25	1	17	53	3.1	21	0
SEA 10/28	L	1/1	1	-5	-5.0	-5	0	26	134	5.2	18	0
TEN 11/3	L	1/1	6	51	8.5	13	0	27	127	4.7	32	2
@IND 11/10	W	1/1	2	6	3.0	4	0	26	62	2.4	9	1
CHI 11/24	W	1/1	1	10	10.0	10	0	12	87	7.3	35	1
@SF 12/1	L	1/1	1	-1	-1.0	-1	0	19	72	3.8	11	0
@ARI 12/8	L	1/1	3	-3	-1.0	3	0	14	25	1.8	9	1
NO 12/15	W	1/1	1	10	10.0	10	0	28	133	4.8	40t	1
TB 12/22	W	1/1	1	5	5.0	5	0	33	104	3.2	19	1
@SEA 12/29	L	1/1	4	23	5.8	8	0	15	15	1.0	7	0
TOTAL	7-9	14/12	26	141	5.4	25	1	250	973	3.9	40	7



54 | PHILLIP STEWARD

Position:	Linebacker
Ht./Wt.:	6-1/235
Birth Date:	9/7/90
College:	Houston
Hometown:	Missouri City, Texas
Experience:	1st year (1st Rams)
Aquired:	FA-2013

Career GP/GS (Playoffs): 0/0 (0/0)



2013 SEASON: Placed on Injured/Reserve for the season.

OVERVIEW: Signed with the Rams as an undrafted rookie free agent (5/9/13)...played in 52 games at Houston...2012 first-team All-Conference USA...led all NCAA linebackers with six interceptions as a junior in 2011...2009 C-USA All-Freshman Defensive Team...received the program's Wilson Whitley Defensive Most Valuable Player award as a senior...finished 14th nationally with 11 sacks in 2012...led Conference USA and was fourth nationally with five forced fumbles...All-District and All-State honoree in high school...a member of the Houston Chronicle Top 100...majored in kinesiology-sports administration.



19 | JUSTIN VELTUNG

Position: Wide Receiver
Ht./Wt.: 5-11/182
Birth Date: 3/30/91
College: Idaho
Hometown: Puyallup, Wash.
Experience: 1st year (1st Rams)
Acquired: FA-2013
Career GP/GS (Playoffs): 3/0 (0/0)



TRANSACTIONS: Signed to Rams active roster (12/14/13)...signed to Rams practice squad (9/1/13)...waived by Rams 8/31/13... signed off waivers by Rams (7/31/13)...waived by Seattle...signed by Seattle as a free agent (5/23/13).

2013 SEASON: Spent first 14 weeks of the season on the team's practice squad...**vs. New Orleans (12/15):** Saw first NFL action on special teams...returned one punt for seven yards...**vs. Tampa Bay (12/22):** Saw action on special teams...returned three punts for 34 yards, including a long of 15...**at Seattle (12/29):** Saw action on special teams...returned three punts for 20 yards, including a long of 11.

COLLEGE: Played 43 career games at the University of Idaho and collected 62 receptions for 901 yards with eight touchdowns... Idaho's all-time kickoff return leader (78) and kickoff return yardages leader (1,743)...also finished 11th on all-time all-purpose yardage list with 2,972 yards...two-time Paul Hornung Award Watch List honoree.

PERSONAL: Son of Kellie and Peter Veltung...was the 2009 state long jump champion in high school...born March 30, 1991.

JUSTIN VELTUNG GAME-BY-GAME STATS

2013 ST. LOUIS RAMS																							
Game	W/L	P/S	Receiving					Rushing					Returns										
			No	Yds	Avg	Lg	TD	Att	Yds	Avg	Lg	TD	PR	FC	Yds	Avg	Lg	TD	KR	Yds	Avg	Lg	TD
NO 12/15	W	1/0	0	0	0.0	0	0	0	0	0.0	0	0	1	0	7	7.0	7	0	0	0	0.0	0	0
TB 12/22	W	1/0	0	0	0.0	0	0	0	0	0.0	0	0	3	0	34	11.3	15	0	0	0	0.0	0	0
@SEA 12/29	L	1/0	0	0	0.0	0	0	0	0	0.0	0	0	3	0	20	6.7	11	0	0	0	0.0	0	0
TOTALS	7-9	3/0	0	0	0	0	0	0	0	0.0	0	0	7	0	61	8.7	15	0	0	0	0.0	0	0



70 | BRANDON WASHINGTON

Position:	Guard
Ht./Wt.:	6-2/320
Birth Date:	8/13/88
College:	Miami (Fla.)
Hometown:	Miami, Fla.
Experience:	2nd year (2nd Rams)
Acquired:	FA-2012

Career GP/GS (Playoffs): 16/0 (0/0)



TRANSACTIONS: Signed to Rams active roster (12/10/13)...signed to Rams practice squad (10/24/13)...released by Rams (10/22/13)...signed with the St. Louis Rams (12/31/12), after being added to the practice squad (9/2/12)...released by Philadelphia (8/31/12)...originally entered the NFL as a sixth round (200th overall) draft pick of the Eagles, signed (5/11/12).

2013 SEASON: Played in his first NFL game...**at Seattle (12/29):** Saw first NFL action at guard.

2012 SEASON: Spent the year on the Rams' practice squad.

COLLEGE: Started all 12 games of the 2011 season for the Hurricanes...made the shift from left guard to left tackle for his junior campaign...finished the year with an overall grade of 86 percent...one of three offensive linemen to start all 13 games for the 2010 season...second on the team with 56 pancake blocks, and 11 lumberjack blocks...earned ACC Offensive Lineman of the Week honors after Virginia Tech and Duke games...leader of Miami offensive line that earned more weekly honors than any school in the league during the 2010 season...played in all 13 games as a freshman in 2009, mainly on the place-kicking unit, but made first career start at left guard against USF while playing 53 snaps and grading out at 90 percent with five pancake blocks.

PERSONAL: Signed with Miami out of Northwestern High School in 2008...played his first three years at Edison High School...finished his high school career playing for the state and national champions Northwestern...ranked by Rivals.com as the second-best prep school player in the class of 2009...ranked as the No. 4 guard in the nation, the No. 25 player in Florida and the No. 147 player in the nation by Rivals.com out of high school...rated as the No. 14 guard in the country and the No. 43 player in Florida by Scout.com and No. 11 guard by ESPN out of high school...selected to the PrepStar All-Southeast Region team...named All-State by the Florida Sportswriters Association...ranked No. 12 on the Miami Herald South Florida Top 25...also played defensive tackle and tallied 42 total tackles (36 solo), seven sacks, two forced fumbles and four fumble recoveries.



63 | SCOTT WELLS

Position:	Center
Ht./Wt.:	6-2/302
Birth Date:	1/7/81
College:	Tennessee
Hometown:	Brentwood, Tenn.
Experience:	11th year (3rd Rams)
Acquired:	UFA(GB)-2012

Career GP/GS (Playoffs): 130/119 (9/8)



TRANSACTIONS: Placed on Injured/Reserve list (12/10/13)...activated from reserve/injured-designated to return (11/20/12)...placed on reserve/injured (designated for return) (9/11/12)...signed with the Rams as a free agent (3/17/12)...signed contract extension (11/6/06)...signed to active roster (10/2/04)...re-signed by Packers to practice squad (9/7/04)...waived by Packers (9/5/04)...signed first contract (7/29/04)...originally selected by Green Bay Packers in seventh round (251st overall) in 2004 NFL Draft (4/25/04).

PRO: Eleventh-year center who earned his first Pro Bowl honor following the 2011 season...earned All-NFC recognition from Pro Football Weekly in 2010...played in 130 games with 119 starts...gritty veteran who started 47 straight games (including playoffs) at center from 2009-2011...responsible for designating the majority of the blocking assignments at the line of scrimmage for the Packers and has been credited for some of the offense's success in hostile, noisy road environments...a key blocker in Ryan Grant's back-to-back 1,200-yard rushing seasons, making Grant only the third running back in Packers history to accomplish the feat...known for his textbook technique and explosive strength.

2013 SEASON: Played and started in 12 games, before placed on reserve/injured (12/10)...**vs. Arizona (9/8):** Played every offensive snap...was part of an offensive line that allowed for 366 yards of total offense...**at Atlanta (9/15):** Played every offensive snap...was part of an offensive line that did not allow a sack for the fourth consecutive game dating back to the 2012 season...the first time the Rams have accomplished that feat since 1973...**vs. Jacksonville (10/6):** Helped block for QB Sam Bradford to throw for three touchdown passes...**at Houston:** Part of an offensive line that did not allow a sack...helped block for QB Sam Bradford to throw for three touchdown passes...**vs. Seattle (10/28):** Helped block for the Rams' runners to combine for their first 200-yard rushing performance since 2008...**vs. Tennessee (11/3):** Anchored an offensive line that helped block for RB Zac Stacy rush for 127 yards and two touchdowns...**at Indianapolis (11/10):** Part of an offensive line that helped block for QB Kellen Clemens throw for 247 yards and two touchdowns, for a quarterback rating of 140.6...**vs. Chicago (11/24):** Anchored an offensive line that helped block for RB Benny Cunningham to rush for his first career 100-yard game and first career touchdown...**at San Francisco (12/1):** Left the game in the second quarter with an injury and did not return.

2012 SEASON: Opened the season as starting center...missed nine games due to foot injury and returned in Week 12 win at Arizona...**at Detroit (9/9):** Started at center in his first game as a member of the St. Louis Rams...left the game with a foot injury...placed on reserve/injured (designated for return) on September 11...activated from reserve/injured-designated to return (11/20)...**at Arizona (11/25):** Started at center...helped the Rams tally 173 rushing yards...**vs. Minnesota (12/16):** Started at center...helped QB Sam Bradford throw for a career-high 377 yards...**at Tampa Bay (12/23):** Started at center...helped hold Tampa Bay to zero sacks...**at Seattle (12/30):** Started at center...with his performance against Seattle he became a part of an offensive line that did not allow a sack over the course of nine consecutive quarters, last sack came in Week 15 against the Vikings during the third quarter.

2011 SEASON: First Green Bay center to be named to the Pro Bowl since Mike Flanagan in 2003...named to *Sports Illustrated's* Midseason All-Pro team...one of only two players (joining G T.J. Lang) to start every game in 2011, and was the only one to do so at the same position...helped the offense finish the season ranked No. 3 in the NFL at 405.1 yards and No. 1 in scoring at 35.0 points per game...**vs. Denver (10/2):** Cleared the way for a 500-yard net output and six touchdown drives..allowed QB Aaron Rodgers to become the first QB in NFL history to throw for 400-plus yards, four touchdowns and have two rushing touchdowns in the same game...line allowed just two sacks in 40 dropbacks and allowed for a 4.0-yard per carry average in the run game (111 yards on 28 attempts)...**at Atlanta (10/9):** Helped maintain communication and cohesiveness up front in a hostile environment, even though the line played the bulk of the game without either of its starting tackles...created time for Rodgers to throw for 396 yards and two touchdowns, the fourth-highest yardage output by a Green Bay QB on the road in team history...offense scored 25 unanswered points between the second and fourth quarters, embarking on five scoring drives in six possessions after the team fell behind 14-0...**at San Diego (11/6):** Keyed an efficient offense that cranked out five scoring drives and 31 points in eight possessions and allowed Rodgers to post a passer rating of 145.8 during the game...also helped Rodgers become the first QB in NFL history to have 2,600 yards and 24 touchdowns through eight games of the season...**vs. Minnesota (11/14):** Part of an OL that protected for another proficient Rodgers passing outing, one that saw him complete 23-of-30 for 250 yards and four touchdowns...offense produced six scoring drives, including four consecutive touchdowns to open the second half that put the game out of reach...**vs. Tampa Bay (11/20):** Helped neutralize former college teammate and powerful DT Albert Haynesworth, limiting the veteran to just one tackle and helping clear the way for five touchdown drives and Rodgers' NFL record 10th consecutive 100-plus passer rating game (112.3)...**vs. Chicago (12/25):** Helped clear the way for the offense to produce five touchdown drives



despite a time of possession just over the 24-minute mark...despite replacement starters at both LG and RT, the OL kept Rodgers upright as he was not sacked for the first time in 2011 and tied the franchise record with five touchdown passes in the game... set the franchise's single-season passing yardage record and became the first player in NFL history to have 13 100-plus passer rating games in a season...**vs. Detroit (1/1)**: Protected for what was a prolific offensive performance that produced a season-high 550 yards (third-highest single-game total in team history), 27 first downs and seven scoring drives (six TD, one FG) during the game...steady protection throughout the game allowed Flynn break the franchise's single-game passing yardage (480) and TD passes (six) records in what was the Packers' fifth 45-point output of the season.

2010 SEASON: Started all 16 games at center, plus all four postseason contests...part of an offense that ranked No. 9 in the league in total yards, the fifth straight year the offense has ranked in the top 10...helped the offense average 384.6 yards in five road dome games (including playoffs), generally considered the toughest environments in which to operate...earned All-NFC honors from Pro Football Weekly...**Vs. San Francisco (12/5)**: Helped the offense rack up 136 rushing yards, 410 net yards and a time of possession of 37:11...**vs. N.Y. Giants (12/26)**: Part of one of the offense's most impressive performances, which included 27 first downs, 515 net yards and a time of possession of 37:01... **NFC Wild Card at Philadelphia (1/9/11)**: Part of an offensive line that paved the way for RB James Starks to rush for 123 yards, a club postseason rookie record... **NFC Divisional at Atlanta (1/15/11)**: Helped direct the offense's best game in a road dome, with the unit totaling 28 first downs, 442 net yards, a time of possession of 38:19 and a franchise postseason-record 48 points...**Super Bowl XLV vs. Pittsburgh (2/6/11)**: Responsible for line calls and pressure pick-ups against the Steelers' dynamic blitz scheme...threw several key blocks against members of Pittsburgh's front line...held his ground against five-time Pro Bowl NT Casey Hampton to create a throwing lane for QB Aaron Rodgers' 21-yard TD pass to WR Greg Jennings in the second quarter...adjusted to block DE Ziggy Hood on a crucial third-and-10 in the fourth quarter, allowing for Rodgers' 31-yard strike to Jennings, and on the next snap, walled off Hampton on Starks' game-long 14-yard run, leading to a field goal for the game's final points.

2009 SEASON: Played in 15 games with 14 starts...also started the Wild Card contest...did not play in the season opener but took over at C in Week 2 when LT Chad Clifton went out with an ankle injury...part of a line that blocked for Grant's career-high 1,253 rushing yards, his second straight 1,200-yard season, and a member of an offense that ranked No. 6 in total yards...helped the Packers become the first team in NFL history to have a 4,000-yard passer, a 1,200-yard rusher and two 1,000-yard receivers in back-to-back seasons...**at St. Louis (Sept. 27)**: Started at center...blocked for Grant's 99 yards on 26 carries, including 50 yards in the fourth quarter...part of a line that did not allow a sack of Rodgers in the final three quarters...**vs. Detroit (Oct. 18)**: Helped block for Packers' 435 yards of total offense...part of a line that protected Rodgers on his way to 358 passing yards, giving him back-to-back games with 350-plus yards for the first time in his career...**at Cleveland (Oct. 25)**: Part of a line that did not allow a sack of Rodgers...blocked for Grant's season-high 148 yards on 27 carries (5.5 avg.)...team's 202 yards on the ground were also a season best...**vs. Seattle (Dec. 27)**: Started and helped block for team's 153 rushing yards and five touchdowns on 32 carries (4.8 avg.)...marked first time the Packers posted five rushing touchdowns in a game since Oct. 9, 1988, vs. New England...**NFC Wild Card at Arizona (1/10/10)**: Started and helped offense post team playoff-record 493 total yards, including franchise-best 423 yards passing from Rodgers.

2008 SEASON: Started 13 games...blocked for Grant's (then) career-high 1,203 rushing yards...inactive for the first two games with back/trunk injury...**at Tampa Bay (9/28)**: Started first game of the season...**vs. Indianapolis (10/19)**: Part of a line that did not allow a sack...blocked for Grant's 105 rushing yards...**vs. Chicago (11/16)**: Helped pave the way for team's 200 rushing yards, including season-high 145 from Grant.

2007 SEASON: Played in 14 games with 13 starts...started both playoff contests...**vs. Minnesota (11/11)**: Returned to starting lineup...part of a line that helped Green Bay amass a season-high 488 yards...held the Vikings without a sack...**at Detroit (11/22)**: Helped pave the way for 481 yards of total offense and 101 yards rushing for Grant...did not allow a sack...**Vs. Oakland (12/9)**: Part of an offense that totaled 455 yards and 179 rushing yards...held the Raiders' defense to zero sacks... **NFC Divisional vs. Seattle (1/1/08)**: Part of an offensive line that assisted Grant to 201 yards and three rushing TDs, both Packers playoff records.

2006 SEASON: Started all 16 games...played a team-high 99.8 percent of offensive snaps (1,115 of 1,117), missing just two plays in Week 15 when his shoe came off...played every snap on an offensive line that didn't allow a sack from the fourth quarter vs. New Orleans (Sept. 17) to the second quarter vs. St. Louis (Oct. 8); the streak covered 108 passing plays and included a shut-out at Philadelphia (Oct. 2) against the Eagles' attacking defense...**vs. Arizona (10/29)**: Helped the offense amass 203 yards on the ground (383 total) including 100-yard performances from both Green (106) and Vernand Morency (101), the first time since 1985 the Packers had a pair of 100-yard rushers in the same game...**at Minnesota (11/12)**: Part of an offensive line that did not give up a sack, helping QB Brett Favre throw for a season high 347 yards and two touchdowns.

2005 SEASON: Played in all 16 games with 10 starts...started twice at center for Flanagan (sports hernia), and eight games at left guard...**vs. New Orleans (10/9)**: Started at center...**at Atlanta (11/13)**: Started at left guard...held the job for the remainder of the season...**at Philadelphia (11/27)**: Started and helped pave the way for Gado's 111 rushing yards, only three days after he and his wife lost their unborn twins in a personal tragedy...**Vs. Detroit (12/11)**: Part of an offensive line in 16-13 win that helped produce 330 total yards, including Gado's 171 on the ground, the franchise's rookie rushing record.

2004 SEASON: Played in five regular-season games, with two starts...also played in playoff game...waived by the Packers Sept. 5 and re-signed two days later to the practice squad, where he spent the season's first three weeks...promoted to the active roster Oct. 2, when Flanagan (knee) went on injured reserve...**at Houston (11/21)**: Made his NFL debut in Sunday night contest, on special teams...**vs. Detroit (12/12)**: Made his first pro start...helped Packers to 116 yards rushing in 16-13 win...became the seventh center to start during Favre's streak, and the team's first rookie starting C since Bill Cherry (Oct. 12, 1986, vs. Detroit)...**vs. Jacksonville (12/19)**: Started and assisted the Packers to 444 yards of total offense.

COLLEGE: Four-year letterwinner at Tennessee (2000-03)...played in 50 career games with 49 consecutive starts, at the time the third-longest streak in college football history among offensive linemen...a redshirt freshman when Clifton was a senior...earned two B.A. degrees (history and sociology)...senior season (2003), as a team captain, started every game for a third straight season...earned second-team All-Southeastern Conference honors (coaches, *The Associated Press*)...wore No. 67 at Auburn (Oct.

4) to honor teammate Chuck Prugh, hospitalized with a serious illness...junior season (2002), started all 13 games for a Volunteer team that averaged 353.2 yards per game...sophomore season (2001), started all 13 games...part of a line that helped clear the way for RB Travis Stephens to rush for a school single-season record 1,464 yards...redshirt freshman season (2000), played in 11 games with 10 starts...earned third-team freshman All-America honors from *Sporting News* and freshman All-SEC recognition from the *Knoxville News-Sentinel*.

PERSONAL: Given name Scott Darvin Wells...born in West, Texas...married to Julie; the couple has three children – son, Jackson Wayne, 7, daughter, Lola Faith, 4, and son, Kingston Knox, 1...the Wells family considered their daughter a true blessing and gift from God after losing premature twins the previous year; all the faith they needed to get through the tragedy led to the selection of her middle name...High school: A PrepStar and CNN/ Sports Illustrated All-America selection at Brentwood (Tenn.) Academy...two-time all-state, all-region and alldistrict pick...Division II Class A “Mr. Football” in 1998 after leading Brentwood (11-1) to the state finals...played G, DE and NT...recorded 12 sacks on defense as a junior and 14 as a senior...lettered four years in football, four in track and four in wrestling...spent his freshman and sophomore years at Brookville (Pa.) Area High School...won three wrestling titles, two in Greco-Roman and one in freestyle...ranked as the nation’s No. 1 high school heavy-weight wrestler (177-11 career record)...threw discus and shot put in track events...in 2005, signed autographs for the American Red Cross in exchange for cash donations for hurricane relief...co-hosted two radio shows during the 2006 season and worked in conjunction with those stations to raise money for the Autism Society of the Fox Valley as well as the March of Dimes, and continues to be involved in both causes...participated regularly in the Edgar Bennett Celebrity Bowl-A-Thon, Al Harris Stars and Strikes Celebrity Bowling Event, Brett Favre Celebrity Softball Game, Mark Tauscher’s TRIFECTA Foundation golf event, dinners to benefit the Donald Driver Foundation, and the Families of Children with Cancer holiday party...the past few years, his family has participated in The Salvation Army’s Adopt-a-Family program through the Packers Women’s Association, buying presents and household supplies for needy families in the area...involved with Gospel for Asia, which helps benefit Christian missionaries in Asia...involved in visits to the Tennessee Children’s Home and made other hospital visits while in college...helped with clean-up efforts following spring flooding in Nashville area in May 2010...away from the field, likes to spend time with his family...enjoys deep-sea fishing, particularly in the Gulf Coast region...also enjoys handgun target shooting...may go into coaching after football and is also interested in a career in broadcasting...has worked as a volunteer wrestling coach at his high school in the offseason... splits residence between Brentwood, Tenn., and Green Bay.

WELLS’ Games Played-Starts: St. Louis: 2013 (12/12), 2012 (7/7). Green Bay: 2011 (16/16), 2010 (16/16), 2009 (15/14), 2008 (13/13), 2007 (14/13), 2006 (16/16), 2005 (16/10), 2004 (5/2). **TOTALS:** (130/119). **POSTSEASON TOTALS:** (9/8).

Additional Statistics: Miscellaneous tackles - 1 in 2005, 2 in 2006, 1 in 2007, 1 in ‘07 playoffs, 2 in 2008, 1 in 2009, 1 in 2010, 1 in 2013; NFL total: 9. Fumbles-Lost - 2-0 in 2005, 4-3 in 2006, 2-0 in 2007, 1-1 in 2008, 1-0 in 2009; NFL totals: 10-4.



35 | DARREN WOODARD

Position:	Cornerback
Ht./Wt.:	5-11/175
Birth Date:	9/21/89
College:	UTEP
Hometown:	Freeport, Texas
Experience:	1st year (1st Rams)
Aquired:	FA-2013

Career GP/GS (Playoffs): 0/0 (0/0)



TRANSACTIONS: Signed to the Rams practice squad (10/1/13)...waived from the Rams practice squad (9/10/13)...signed to the Rams practice squad (9/1/13)...waived by the Rams (8/31/13)...signed with the Rams (5/9/13).

2013 SEASON: Spent time on the Rams practice squad.

COLLEGE: Played in nine contests his junior year... made 12 stops (six solo)...recorded two takeaways for 71 yards...had his season best performance versus East Carolina where he posted four stops and an interception return for a 44-yard TD...also had two pass breakups on the year.

PERSONAL: Full name is Darren Lydell Woodard...has one brother and two sisters...son of Gilbert and Andra Woodard...born 9/21/89 (Bay City, Texas)...Multidisciplinary Studies major...spent his prep career at Brazosport (Texas) High School, earning three letters...averaged 10 tackles per game as a senior...was chosen All-District as a junior and senior and was a three-time All-County selection ... earned three letters in basketball, and secured placement on the All-District and All-County teams on multiple occasions.



4 | GREG ZUERLEIN

Position:	Kicker
Ht./Wt.:	6-0/187
Birth Date:	12/27/87
College:	Missouri Western
Hometown:	Lincoln, Neb.
Experience:	3rd year (3rd Rams)
Acquired:	D6-2012

Career GP/GS (Playoffs): 32/0 (0/0)



TRANSACTIONS: Selected by St. Louis in the sixth round (150th overall) of the 2012 NFL Draft (4/28/12).

PRO: Third-year pro has played in 32 career games...converted 49-of-59 career field goals...broke the franchise record for 50-plus yard field goals in a season in 2012...made his first 15 field goal attempts of his career, a new franchise record for most consecutive field goals by a rookie...with seven field goals of 50 yards or more, he owns team record in the category and ranked second all time among NFL rookies following the 2012 season...kicked the longest field goal by a rookie in league history (60 yards)...broke the franchise record for longest field goal (60 yards) and owns three of the four longest field goals in Rams history.. became the first kicker in league history to kick a 50-plus and 60-plus yard field goal in the same game (vs. Seattle, 9/30/12).

2013 SEASON: Week 1 vs. Arizona (9/8): Made four-of-four field goals including a 48-yard game winning kick in the fourth quarter...**Week 2 at Atlanta (9/15):** Made one field goal from 29 yards...made three-of-three extra points...**Week 3 at Dallas (9/22):** Did not attempt any field goals...converted one-of-one extra points...**Week 4 vs San Francisco (9/26):** Made one field goal from 40 yards...**Week 5 vs. Jacksonville (10/6):** Converted two-of-two field goals...**Week 6 at Houston (10/6):** Made one field goal from 42 yards...converted five-of-five extra points...recorded one special teams tackle...**Week 7 at Carolina (10/20):** Converted two-of-two field goals...**Week 8 vs. Seattle (10/28):** Converted three-of-four field goals...**Week 9 vs. Tennessee (11/3):** Did not convert a 44-yard field goal attempt...**Week 10 at Indianapolis (11/10):** Converted one field goal of 32 yards...made five-of-five extra points...**Week 12 vs. Chicago (11/24):** Converted field goals from 29 and 40 yards...made four-of-four extra points...**Week 13 at San Francisco (12/1):** Converted both field goal attempts from 43 and 34 yards...**Week 14 at Arizona (12/8):** Converted one field goal from 44 yards... **Week 15 vs. New Orleans (12/15):** Converted two-of-two field goals from 31 and 35 yards...tacked on three extra points...successfully converted an onside kick in the first quarter...**Week 16 vs. Tampa Bay (12/22):** Converted three-of-three field goal attempts from 54, 25 and 48 yards...marks a new season long...**Week 17 at Seattle (12/29):** Converted one field goal from 36 yards...moved into first place in franchise history in career field goal percentage (49/59, 83.1 percent).

2012 SEASON: Made seven field goals from 50 yards or more...broke the franchise record for 50+ yard field goals in a season... made his first 15 field goal attempts of his career and finished the year 23-for-31 overall...with seven field goals of 50 yards or more, he owns team record in the category and ranks second all time among NFL rookies...kicked the longest field goal by a rookie in league history (60 yds.)...broke the franchise record for longest field goal (60 yds.) and owns three of the four longest field goals in Rams history...in Week 4 became the first kicker in league history to kick a 50-plus and 60-plus yard field goal in the same game...set a new franchise record for most consecutive field goals by a rookie (15)...**at Chicago (9/23):** Converted his first 50-plus yard field goal of his career, after clearing a 56-yard field goal...kick is good for second longest in franchise history, longest kick in Soldier Field history...scored all of the Rams' points (six) after hitting two-of-two field goals (56, 46)...**vs. Seattle (9/30):** Converted a 60-yard field goal, which set a new franchise record and marked the second longest kick of the season in the NFL, behind San Francisco's David Aker's who kicked a 63-yard field goal...kicked a career-high four field goals (58, 48, 60, 24)...tied for third place in franchise history for most 50-plus yard field goals made in a season with three...remains perfect on the year in field goals, going 12-for-12, marking the most consecutive field goals made by a Rams rookie in team history...**vs. Arizona (10/4):** Hit his fourth field goal over 50 yards (53)...**at Miami (10/14):** Converted 48- and 32-yard field goals in the first quarter to give him 15 consecutive field goals made to start his career...currently 10-for-12 on 40-plus yard field goals...**vs. San Francisco (12/2):** Sent the team to overtime with a 53-yard field goal...converted a game-winning 54-yard field goal...only three other players have kicked field goals of at least 50 yards to send a game to overtime and then win it (Green Bay's Chris Jacke, 1996; Indianapolis' Mike Vanderjagt, 2002; Denver's Matt Prater, 2011)...he is the first NFL kicker to tie a game with a field goal of 50-plus yards as time expired in the fourth quarter and kick an overtime field goal of 50-plus yards in the same game...set a new NFL record for most field goals of 53 yards or longer (six) after hitting his game-winning 53-yarder, the previous best was set by Jason Hanson with five in 2008...he now has seven field goals of 50-plus yards, he's now one shy of tying Morten Anderson's NFL record of seven set in 1995 and later tied by Jason Hanson in 2008.

NFC Special Teams Player of Week 4
Greg "The Leg" Zuerlein is the first player in NFL history with a 60-yard and 50-yard field goal in the same game and the only player in league annals to make two field goals over 55 yards in a single game (vs. SEA, 9/30/12).

COLLEGE: Was named All-American by six different organizations following his senior season...three-time selection to First-Team All-Mid America Intercollegiate Athletic Association and also earned MIAA Special Teams Player of the year as a senior... finished his career at Missouri Western after transferring from Nebraska-Omaha when UNO dropped its football program.

PERSONAL: Played at Pius X High School in Lincoln...All-class, all-state selection as a placekicker as a junior and senior... set state mark for most field goals in a season with 12...converted 43-of-45 PATS and went 12-for-16 on FGs with a long of 52 yards...also lettered in soccer...a 2005 Sports Illustrated preseason high school All-American...majored in business...name is pronounced ZURR-line.

GREG ZUERLEIN NFL STATISTICS

REGULAR SEASON Scoring

Year	Team	GP	FG	FGA	Pct	Lg	Blk	XPM	XPA	Pct	Blk	Pts
2012	RAMS	16	23	31	74.2	60	0	26	26	100	0	95
2013	RAMS	16	26	28	92.9	54	0	34	34	100	0	112
TOTALS		32	49	59	83.1	60	0	60	60	100	0	207

Field Goals

Year	Team	1-19	Pct	20-29	Pct	30-39	Pct	40-49	Pct	50+	Pct
2012	RAMS	1/1	100.0	4/4	100.0	4/6	66.7	7/7	100.0	7/13	53.8
2013	RAMS	0/0	0	7/7	100.0	10/10	100.0	8/9	88.9	1/2	50.0
TOTALS		1/1	100.0	11/11	100.0	14/16	87.5	15/16	93.8	8/15	53.3

Additional Career Statistics: Special Teams Tackles: RAMS: 2013 (1). Total: (1).

GREG ZUERLEIN GAME-BY-GAME STATS

2013 ST. LOUIS RAMS

Game	W/L	Pts	XP/XPA	FG/FGA	1-19	20-29	30-39	40-49	50+	Kick-By-Kick
ARI 9/9	W	13	1/1	4/4	0/0	1/1	2/2	1/1	0/0	36, 25, 38, 48
@ATL 9/15	L	6	3/3	1/1	0/0	1/1	0/0	0/0	0/0	29
@DAL 9/22	L	1	1/1	0/0	0/0	0/0	0/0	0/0	0/0	
SF 9/26	L	3	0/0	1/1	0/0	0/0	0/0	1/1	0/0	40
JAC 10/6	W	10	4/4	2/2	0/0	0/0	2/2	0/0	0/0	32, 37
@HOU 10/13	W	8	5/5	1/1	0/0	0/0	0/0	1/1	0/0	42
@CAR 10/20	L	7	1/1	2/2	0/0	1/1	0/0	1/1	0/0	28, 42
SEA 10/28	L	9	0/0	3/4	0/0	2/2	1/1	0/0	0/1	33, 28, 27, 50WR
TEN 11/3	L	3	3/3	0/1	0/0	0/0	0/0	0/1	0/0	44WR
@IND 11/10	W	8	5/5	1/1	0/0	0/0	1/1	0/0	0/0	32
CHI 11/24	W	10	4/4	2/2	0/0	1/1	0/0	1/1	0/0	29, 40
@SF 12/1	L	7	1/1	2/2	0/0	0/0	1/1	1/1	0/0	43, 34
@ARI 12/8	L	4	1/1	1/1	0/0	0/0	0/0	1/1	0/0	44
NO 12/15	W	9	3/3	2/2	0/0	0/0	2/2	0/0	0/0	31, 35
TB 10/22	W	11	2/2	3/3	0/0	1/1	0/0	1/1	1/1	54, 25, 48
@SEA 10/29	L	3	0/0	1/1	0/0	0/0	1/1	0/0	0/0	36
TOTAL	7-9	112	34/34	26/28	0/0	7/7	10/10	8/9	1/2	


2012 ST. LOUIS RAMS

Game	W/L	Pts	XP/XPA	FG/FGA	1-19	20-29	30-39	40-49	50+	Kick-By-Kick
@DET 9/9	L	11	2/2	3/3	0/0	1/1	0/0	2/2	0/0	48, 29, 46
WAS 9/16	W	11	2/2	3/3	0/0	0/0	2/2	1/1	0/0	9, 33, 42
@CHI 9/23	L	6	0/0	2/2	0/0	0/0	0/0	1/1	1/1	56, 46
SEA 9/30	W	13	1/1	4/4	0/0	1/1	0/0	1/1	2/2	58, 48, 60, 24
ARI 10/4	W	5	2/2	1/1	0/0	0/0	0/0	0/0	1/1	53
@MIA 10/14	L	6	0/0	2/5	0/0	0/0	1/2	1/1	0/2	48, 32, 52WL, 37WL, 66WL
GB 10/21	L	8	2/2	2/2	0/0	0/0	0/0	1/1	1/1	50, 43
NE 10/28	L	1	1/1	0/0	0/0	0/0	0/0	0/0	0/0	
@SF 11/11	T	6	3/3	1/2	0/0	1/1	0/0	0/0	0/1	27, 58WR
NYJ 11/18	L	1	1/1	0/0	0/0	0/0	0/0	0/0	0/0	
@ARI 11/25	W	7	4/4	1/2	1/1	0/0	0/1	0/0	0/0	35WL, 19
SF 12/2	W	6	0/0	2/3	0/0	0/0	0/0	0/0	2/3	58WR, 53, 54
@BUF 12/9	W	1	1/1	0/0	0/0	0/0	0/0	0/0	0/0	
MIN 12/16	L	2	2/2	0/0	0/0	0/0	0/0	0/0	0/1	57WR
@TB 12/23	W	4	4/4	0/0	0/0	0/0	0/0	0/0	0/0	
@SEA 12/30	L	7	1/1	2/3	0/0	1/1	1/1	0/0	0/1	51WR, 39, 25
TOTAL	7-8-1	95	26/26	23/31	1/1	4/4	4/6	7/7	7/13	



ROOKIES


THE 2014 MEDIA GUIDE OF THE
ST. LOUIS RAMS



79 | GREG ROBINSON

Position:	Offensive Lineman
Ht./Wt.:	6-5/332
Birth Date:	10/21/92
College:	Auburn
Hometown:	Thibodaux, La.
Experience:	Rookie
Acquired:	D1A'2014

Career GP/GS (Playoffs): 0/0 (0/0)



TRANSACTIONS: Selected by the Rams in the first round (2nd overall) of the 2014 NFL Draft (5/8/14).

COLLEGE: Started all 26 games that he played in at Auburn University, manning the demanding left offensive tackle position among the 64 touchdown runs recorded by the Tigers the last two years...notched 38 touchdown-resulting blocks, added 292 key blocks/knockdowns.

2013 SEASON: Selected All-American Dream Team by The NFL Draft Report, as that scouting information service rated him the second-best overall prospect in the 2014 draft class...added Associated Press All-Southeastern Conference first-team honors... started all 14 games at left offensive tackle, leading the nation with 25 touchdown-resulting blocks for a ground game that scored 48 times...was a major reason the Tigers led the nation in rushing with 4,596 yards, as he cleared rush lanes used by a pair of 1,000-yard runners, as Tre Mason amassed 1,816 and Nick Marshall totaled 1,068...only the third time in school history that the Tigers featured multiple 1,000-yard rushers in the same season...the first pair to accomplish that feat was James Brooks (1,208) and Joe Cribbs (1,120) in 1979, followed by Cam Newton (1,473) and Michael Dyer (1,092) in 2010...Auburn also finished second in the SEC and 11th in the nation in total offense (501.29 ypg) and ranked 12th nationally in scoring (553 points)...they produced 10 games with at least 400 yards in total offense, five that gained at least 500 yards, three for over 600 yards and a season-high 712 yards vs. Western Carolina...the Tigers also torched Texas A&M for 615 yards, gained 628 vs. Florida Atlantic and 566 vs. Georgia...in the Tigers 59-42 victory over Missouri in the SEC Championship Game, the nation witnessed Robinson deliver twenty knockdowns and record five touchdownresulting blocks as the team scored seven times on the ground.

2012 SEASON: Named to the Southeastern Conference Honor Roll while earning his first varsity letter...the red-shirt freshman took over starting duties at left offensive tackle, and on 11 assignments with the first unit, he posted 13 touchdown-resulting blocks and 120 key blocks/knockdowns...the young front wall yielded 37 sacks, but just three were charged to the left tackle.

2011 SEASON: Enrolled at Auburn University, but spent the season red-shirting and competing on the scout team...his performance with the scout team improved greatly throughout the season, impressing the entire coaching staff.

PERSONAL: Attended Thibodaux (La.) High School, playing for head coach Lenny Ford as a freshman and then for head coach Denny Lorio...competed as a defensive tackle until his junior year, shifting to offensive guard as a junior...in his first season on offense, he earned All-Southern honors from the Orlando Sentinel, All-State recognition and was regarded as the premier blocker in the Class 5A-District VIII ranks...the Tigers rushed for 26 scores in 2009, as Robinson delivered 19 touchdown-resulting blocks from the offensive guard position...during the 2010 campaign, Robinson collected 146 knock-downs and 20 touchdown-resulting blocks...rated the second-best offensive guard in the nation, the fourth-best player in the state of Louisiana and the 90th-best prospect in the nation while earning a four-star prospect grade from Rivals.com... also received a four-star grade from Scout.com, as that recruiting service regarded him as the seventh-best offensive guard in the prep ranks...ESPN placed him 10th on their elite guard prospects chart...earned Super Prep All-American first-team honors, as that service rated him 20th overall among all offensive line positions...also a member of the Mobile Press-Register's Super Southeast 120 team, along with earning berths on the Prep Star Dream Team, MaxPreps Top 100 squad...made the Orlando Sentinel's All-Southern Team as a first-team selection for the second consecutive year... majored in Public Administration...son of Rhonda Robinson and the late Greg Blackledge...born 10/21/92...resides in Thibodaux, Louisiana.



99 | AARON DONALD

Position:	Defensive Tackle
Ht./Wt.:	6-1/285
Birth Date:	5/23/91
College:	Pittsburgh
Hometown:	Pittsburgh, Pa.
Experience:	Rookie
Acquired:	D1B-2014 (13th)

Career GP/GS (Playoffs): 0/0 (0/0)



TRANSACTIONS: Selected by the Rams in the first round (13th overall) of the 2014 NFL Draft (5/8/14).

COLLEGE: Recipient of the Bronko Nagurski Trophy (nation's most outstanding defensive player), Chuck Bednarik (defensive player of the year), Outland Trophy (nation's best offensive or defensive interior lineman) and Rotary Lombardi Award (nation's most outstanding lineman or linebacker)...also named Athlon Sports National Defensive Player of the Year, CBSSports.com National Defensive Player of the Year and Lindy's Sports National Defensive Player of the Year...named All-American first-team by The NFL Draft Report, American Football Coaches Association, Associated Press, Athlon Sports, ESPN.com, Football Writers Association of America, Lindy's Sports, SI.com, Sporting News, USA Today and Walter Camp Football Foundation...was also the recipient of the Atlantic Coast Conference Defensive Player of the Year Award by the league's coaches, media and Athlon Sports...added All-ACC first-team honors...earned unanimous first-team All-American status, he became the first Pitt defensive player to accomplish that feat since legendary defensive end Hugh Green in 1980...started 30-of-51 games at Pittsburgh - 25 at strong-side defensive tackle and five at strong-side defensive end...recorded 181 tackles (115 solos) with 29.5 sacks for minus 200 yards, 66.0 stops for losses totaling 315 yards, 43 quarterback pressures, 11 pass deflections and six forced fumbles...NCAA Career-Record Results...ranks fourth in NCAA FBS history with his 66.0 tackles-for-loss, topped by Khalil Mack of Buffalo (75 tfls; 2010-13), Jason Babin of Western Michigan (75.0 tfls; 2000-03) and George Selvie of South Florida (69.0 tfls; 2006-09)...among active NCAA Football Bowl Sub-division performers, Donald ranks second in tackles-for-loss, third for tackles-for-lost yardage (315) and sixth for averages stops behind the line of scrimmage per game (1.29)...his 29.5 sacks and 28 solo sacks both rank third among active players, as his lost yardage via sacks (200) placed fourth...his 66 tackles-for-loss are the most by a Panther since the NCAA began recognizing that category in 1999.


2013 SEASON: Earned Player of the Week honors for his performance vs. Virginia from the Bednarik Award and Athlon Sports... Received National Player of the Week from the Bednarik Award vs. Georgia Tech and was also named ACC Player of the Week for that effort...closed out the regular schedule with Lott IMPACT Player of the Week and Walter Camp National Defensive Player of the Week recognition for the Syracuse clash...became only the sixth Pitt player since 1976 to finish as the national leader in a statistical category when he paced the FBS with 28.5 tackles-for-loss (142 yards) and an average of 2.19 stops behind the line of scrimmage per game (that average ranks 13th on the NCAA season-record list)...also ranked 13th nationally in sacks (0.85 average for a total of eleven for minus 84 yards) and 13th in forced fumbles (tied, 0.31 average, four total)...totaled 59 tackles (43 solos) on the season and paced the defense with sixteen quarterback pressures...also blocked an extra point while starting thirteen games at strong-side defensive tackle...had arguably the most dominant individual defensive performance of the entire 2013 college football season at Georgia Tech, as he compiled 11 tackles (all solo), six behind the line of scrimmage, two forced fumbles and a sack vs. the Yellow Jackets...his six stops-for-loss were the most by an FBS player in 2013.

2012 SEASON: Earned third-team All-American honors from The NFL Draft Report after he led the team with 5.5 sacks for minus 36 yards, 18.5 stops for losses of 78 yards and eleven QB pressures...the first-team All-Big East Conference strong-side defensive tackle compiled 64 tackles (42 solos) with a forced fumble and two pass deflections...led the conference and ranked 12th nationally in tackle-for-loss average (1.54 per game)...started all twelve games he appeared in, sitting out the Gardner-Webb game due to a right knee sprain... Named Big East Defensive Player of the Week for performance vs. South Florida, as he posted five tackles, a season-high four stops-for-loss and a sack...registered a season-high 13 tackles at Connecticut, including two behind the line of scrimmage...recorded seven tackles and three stops-for-loss with a sack in a win over Rutgers.

2011 SEASON: Received All-Big East Conference second-team honors from the league's coaches...played every down lineman position in the 3-4 scheme, lining up mostly at strong-side tackle, as he ranked seventh nationally in sacks (tied, 0.85 sacks/game) and ranked second in the Big East in sacks (eleven for minus 63 yards) and tackles for loss (16.0 for losses of 77 yards)... became only the fifth Pitt player since 1991 to compile 10 or more sacks in a season...played in all thirteen games, starting the final five at strong-side defensive end after beginning the schedule at nose guard...recorded 47 tackles (22 solos) with eleven QB pressures, four pass deflections and a forced fumble...had a season-best game vs. Utah with nine tackles and three sacks.

2010 SEASON: Played in all thirteen games as a reserve defensive tackle...finished with eleven tackles, three stops for losses that included two sacks for minus 17 yards, adding five pressures and two pass deflections...posted his first career sack vs. Louisville for an eight-yard loss.

PERSONAL: Attended Penn Hills (Pa.) High School, playing football for head coach Ron Graham...regarded as one of the most dominating defensive linemen in Western Pennsylvania Interscholastic Athletic League Class AAAA ranks...selected first team All-State Class AAAA by the Pennsylvania Sports Writers Association each of his final two seasons...The Pennsylvania Football News All-Class AAAA, Pittsburgh Post-Gazette WPIAL Class AAAA Player of the Year, Pittsburgh Post-Gazette "Fabulous 22" and Pittsburgh Tribune-Review "Terrific 25" choice compiled 63 tackles, including fifteen for loss and eleven sacks as a senior... also started at offensive guard and was a three-year starter on both sides of the ball...the Indians advanced to the WPIAL Class AAAA playoffs in each of Donald's three years as a starter...Selected to play in the Big 33 Football Classic and was rated one of the country's top 25 defensive tackles by Scout.com... his brother Archie played linebacker at Toledo...born Aaron Charles Donald on 5/23/91...majored in Communications...son of Anita Goggins and Archie Donald...resides in Penn Hills, Pennsylvania.



20 | LAMARCUS JOYNER

Position:	Defensive Back
Ht./Wt.:	5-8/184
Birth Date:	11/27/90
College:	Florida State
Hometown:	Fort Lauderdale, Fla.
Experience:	Rookie
Acquired:	D2-2014

Career GP/GS (Playoffs): 0/0 (0/0)



TRANSACTIONS: Selected by the Rams in the second round (41st overall) of the 2014 NFL Draft (5/9/14).

COLLEGE: Joyner started 40-of-55 games at Florida State – 13 at free safety, 14 at strong safety and 13 at cornerback... recorded 197 tackles (128 solos) with 6.5 sacks for minus 57 yards and 10.5 stops for losses of 71 yards...credited with three quarterback pressures and three forced fumbles...deflected 15 passes and intercepted eight others for 80 yards in returns...ranks second in school history with an average of 24.23 yards on 52 kickoff returns for 1,260 yards, topped by only Greg Reid (24.65-yard average; 63 for 1,553; 2009-11)...his average of 30.54 yards per kickoff return in 2011 broke the previous FSU season record of 30.09 yards by Michael Ray Garvin (22 for 622; 2008).

2013 SEASON: The unanimous All-American was a finalist for the Bronko Nagurski Award and Jim Thorpe Award...finished second in the voting for the Ultimate Herbie Award, given by ESPN's Kirk Herbstreit for college football's top performances... the first Seminole defensive back to be named a consensus first-team All-American since 2000 and is just the seventh defensive back in FSU history to garner consensus first team All-American honors joining players like Deion Sanders, LeRoy Butler and Terrell Buckley...the All-Atlantic Coast Conference first-team selection started 13 games at cornerback, coming off the bench vs. Wake Forest...ranked second on the team with a career-high 69 tackles, as he led the league's defensive backs with 5.5 sacks for minus 54 yards and seven stops for losses totaling 57 yards...finished fourth in the league with three forced fumbles and was credited with three quarterback pressures...had four pass deflections, along with a pair of interceptions for 20 yards in returns... added 110 yards on five kickoff returns (22.0 avg)...showed the nation how disruptive a force he could be vs. Clemson recording eight solo tackles, one sack, an interception and forced two fumbles that led directly to 17 points, more than Clemson scored the entire game, as he was named Walter Camp National Defensive Player of the Week, Jim Thorpe Defensive Back of the Week, FWAA Bronko Nagurski National Defensive Player of the Week, Lott IMPACT Player of the Week, CFPA National Defensive Back of the Week and ACC Defensive Back of the Week (among others) for his performance at Clemson...posted new career highs with two sacks and a pair of tackles for loss at Pittsburgh, as he also registered a team-high nine tackles, which also set a new career high...recorded his second interception of the season in the ACC Championship Game vs. Duke...had five tackles and 0.5 sacks in the BCS National Championship game...was the unquestioned leader on the nation's top-ranked pass defense (156.6 ypg), as he also helped the 'Noles lead the nation in scoring defense (12.1 ppg) and interceptions (26), and ranked third in total defense (281.4 ypg)...For the year, allowed just 18 of 65 passes targeted into his area to be completed (27.69%), making 15 third-down stops, two more on fourth-down snaps and rerouted/jammed his coverage assignment away from 29 others tosses.

2012 SEASON: The Seminole leader in the secondary and on the defensive side of the ball, started all 14 games at strong safety, helping Florida State's defense lead the nation in yards allowed per play (3.86), rank second nationally in total defense (254.14 ypg) and rank in the top six nationally in scoring defense (14.71 ppg), rushing defense (92.29 ypg), pass defense (161.86 ypg), pass efficiency defense (95.43) and opponent three-and-outs (6.29 per game)...registered 51 tackles (27 solos), placing sixth on the team...had 1.5 stops behind the line of scrimmage, five pass deflections and a 33-yard interception return, adding 424 yards on 18 kickoff returns (23.56 avg).

2011 SEASON: Garnered All-ACC second-team honors after he took over free safety duties, starting all 13 games...named the most improved player on defense and a winner of the Bob Crenshaw Award at the team's annual banquet...Recognized for his work in the classroom with one of eight sophomore academic awards and at the annual team banquet...ranked fourth on the team with 54 tackles (38 solos) that included a 3-yard sack and two stops for losses of seven yards...deflected three passes and intercepted four others for 22 yards in returns...set the school season record after averaging 30.54 yards on 13 kickoff returns for 397 yards.

2010 SEASON: As a true freshman boundary cornerback, played in all 14 games and finished with 23 tackles (18 solos), two pass break-ups and one interception...also made an impact on kickoff returns with 16 for 329 yards (20.56 avg)...Added five returns for 74 yards at Oklahoma and four returns for 112 yards in the ACC Championship Game vs. Virginia Tech.

HIGH SCHOOL: Attended Southwest Miami (Fla.) High School, where he played three seasons on the varsity at linebacker and defensive back as well as wide receiver and kick returner...as a sophomore, he had more than 100 tackles and accounted for more than 1,000 yards on offense...In his junior year, he recorded 112 tackles, four sacks and an interception...that season, Joyner also scored five touchdowns on special teams - four via kickoffs and one on a punt return...Offensively, he had 17 receptions for 482 yards and seven touch-downs...Decided to transfer to St. Thomas Aquinas High School in Fort Lauderdale, Florida, a private school and football powerhouse coached by George Smith...for his senior season, contributed as a shut-down cornerback, recording only 14 tackles (12 solos) as opponents stayed away from his side of the field...also starred on special teams, as he averaged 39.6 yards per return and managed to return three kickoffs for scores...on offense, he recorded 1,090 all-purpose yards on just 79 touches, scoring four rushing and four receiving touchdowns...Earned the National Defensive Player of the Year award by USA Today, becoming the fourth USA Today National Defensive Player of the Year to sign with Florida State, joining Derrick Brooks, David Warren and Antonio Cromartie...regarded as a five-star recruit by Rivals.com, and ranked as the best corner-back prospect in his class.

PERSONAL: A Business major...born 11/27/90 in Miami, Florida.



27 | TRE MASON

Position:	Running Back
Ht./Wt.	5-8/207
Birth Date:	8/6/93
College:	Auburn
Hometown:	Palm Beach, Fla.
Experience:	Rookie
Acquired:	D3-2014

Career GP/GS (Playoffs): 0/0 (0/0)



TRANSACTIONS: Selected by the Rams in the third round (75th overall) of the 2014 NFL Draft (5/9/14).

COLLEGE: Appeared in 38 games at Auburn, starting 17 of his final 26 contests...gained 4,335 all-purpose yards as he accounted for a total of 34 touchdowns, picking up 2,979 yards with 31 touchdowns on 516 carries (5.77 ypc)...caught 19 passes for 249 yards (13.11 ypc) and a score...returned 42 kickoffs for 1,107 yards (26.36 avg) and a pair of touchdowns...also recorded three solo tackles...ranks sixth in school history with his 1,107 yards gained via kickoff returns...his average of 26.36 yards gained per kickoff return is second-best in school annals behind Tristan Davis (26.45-yard average on 55 attempts for 1,455 yards; 2005-08)...ranks sixth in school history for rushing yards, rushing average per carry (5.77) and rushing attempts...his 31 touchdowns placed fourth in Auburn history, surpassed by Tigers greats Carnell Williams (45; 2001-04), Bo Jackson (43; 1982-85) and Joe Cribbs (34; 1976-79)...his average of 78.39 yards per game rushing in the eighth-best on the Auburn all-time record chart.

2013 SEASON: The Heisman Trophy finalist was named All-Southeastern Conference first-team and SEC Offensive Player of Year...added All-American first-team honors from Sporting News and second-team accolades from The NFL Draft Report and Athlon Sports...selected the MVP after setting the rushing record in the SEC Championship Game...semi-finalist for the Doak Walker...earned league Offensive Player of the Week honors vs. Arkansas, Texas A&M and Missouri...one of only six players in Auburn history to rush for 1,000 yards in back-to-back seasons, led the SEC and ranked third in the nation with 317 carries for 1,816 yards (5.73 ypc) and 23 touchdowns, adding 163 yards and a score on 12 receptions (13.58 ypc)...returned 15 kickoffs for 395 yards (26.33 avg) and a 100-yard touchdown (vs. Washington State)...finished second in the SEC and sixth in the nation with an average of 169.57 all-purpose yards per game, setting the school record with 2,374 all-purpose yards...ran for at least one touchdown in all but the Mississippi State clash...rushed for at least 100 yards in nine of the 14 games he played in, including in each of his final six contests, as he earned 12 starting assignments for a team that led the nation in rushing (328.3 ypg), ranked 11th in total offense (501.3 ypg) and 12th in scoring (39.5 ppg)...his average of 129.71 yards per game rushing paced the SEC and placed eighth in the FBS...converted 92 of his carries into first downs, including 21 on third-down snaps and three on fourth-down plays...gained at least 10 yards on 33 of those rushes, including nine for 20 yards or longer...opened the season with a 100-yard kickoff return for a touchdown, adding 73 yards on 15 carries while finding the end zone one more time vs. Washington State...closed out his career with six 100-yard performances, beginning with 168 yards and four touchdowns on 32 attempts vs. Arkansas; 20 runs for 117 yards and three scores vs. Tennessee; 115 yards and a touchdown on 27 carries vs. Georgia and 29 runs for 164 yards, including a touchdown vs. Alabama...Set SEC Championship Game records with 46 carries for 304 yards and four touchdowns vs. Missouri...closed out his career with 34 attempts for 195 yards and a score vs. Florida State in the BCS Championship Game.

2012 SEASON: Earned All-Southeastern Conference second-team honors from The NFL Draft Report...played in all 12 games and despite starting just five times, he produced the 23rd 1,000-yard rushing campaign in school history, picking up 1,002 yards with eight touchdowns on 171 carries (5.86 ypc)...gained 86 yards on seven receptions and 79 yards on three kickoff returns for a total of 1,167 all-purpose yards, an average of 97.25 yards per game...became the first non-quarterback to lead Auburn in total offense for a season since Bo Jackson in 1985.

2011 SEASON: Received All-Southeastern Conference first-team honors as a kickoff returner, as the true freshman gained 633 yards with a touchdown on 24 runbacks (26.38 avg), in addition to gained 161 yards on 28 carries (5.75 ypc)...his 633 yards rank fifth on the school season-record list while his kickoff return average placed seventh...rushed for a season-high 64 yards on nine attempts with a 22-yard touchdown run in the Chick-fil-A bowl victory over Virginia.

HIGH SCHOOL: Attended Park Vista (Lake Worth, Fla.) High School, playing football for head coach Brian Doddsy...the four-star prospect was named the nation's 14th-best running back, the 34th-best player from the state of Florida and ranked 199th in the nation overall by Rivals.com...rushed for 1,545 yards and 20 touchdowns, earning All-Palm Beach Large School second-team and Florida Sports Writers Association Class 6A All-State honorable mention as a sophomore...in 2009, was selected Palm Beach Large School Offensive Player of the Year and earned first-team All-Palm Beach County accolades from the Sun-Sentinel after he gained 1,460 yards and 24 touchdowns rushing, earning third-team All-State Class 6A classification as an all-purpose athlete...named Prep Star All-American as a senior, adding Mobile Press-Register Super Southeast 120 honors, in addition to again being chosen to the All-Palm Beach Large School first-team...selected for Florida's North-South All-Star game following his senior season, when he rushed for 1,643 yards and 24 touchdowns in 2010.

PERSONAL: Majored in public administration...son of Tina and Vincent Mason...his father is member of hip-hop group "De La Soul"...born 8/06/93...resides in Palm Beach, Fla.



31 | MAURICE ALEXANDER

Position:	Safety
Ht./Wt.:	6-1/220
Birth Date:	2/16/91
College:	Utah State
Hometown:	St. Louis, Mo.
Experience:	Rookie
Acquired:	D4-2014 (110th)

Career GP/GS (Playoffs): 0/0 (0/0)



TRANSACTIONS: Selected by the Rams in the fourth round (110th overall) of the 2014 NFL Draft (5/10/14).

COLLEGE: Started 21-of-25 games at strong safety for Utah State, finishing with 125 tackles (67 solos) that included 6.5 sacks for minus 43 yards and sixteen stops for losses of 73 yards...had one interception, seven pass deflections, two forced fumbles and a fumble recovery.

2013 SEASON: Received All-Mountain West Conference honorable mention...started all 13 games at strong safety during the regular season, recorded 80 tackles (40 solo) with 3.5 sacks for minus 27 yards and nine stops for losses of 47 yards...recovered one fumble and caused another...had one interception to go with six pass deflections...had eight or more tackles in five games during the season...posted a career-high 11 tackles in season-opener at Utah, as he also had a career-high 1.5 sacks and a career-best two pass break-ups vs. the Utes...intercepted his first career pass vs. San José State and forced fumbles in back-to-back games vs. Brigham Young and Boise State...recovered his first career fumble at Fresno State in the Mountain West Championship game...posted six tackles and one pass breakup vs. Wyoming and was in on nine tackles, including two for loss, to go along with a sack and one quarterback hurry vs. Colorado State...added three hits and a sack vs. Nevada-Las Vegas and posted eight tackles, including 0.5 tackles for loss, and forced one fumble in the Boise State clash...was in on seven tackles, including one for loss, as he also had one pass breakup and forced one fumble vs. Brigham Young.

2012 SEASON: Not a member of Utah State's football program.

2011 SEASON: In his first season at Utah State, started eight games and played in 12, recorded 45 tackles (27 solo), 3.0 sacks for minus 16 yards and seven stops for losses totaling 26 yards...also had two quarterback hurries and one pass break-up...recorded five or more tackles six times during the year, including a season-high eight at Brigham Young and vs. Nevada...posted his sacks vs. Weber State, Colorado State and Louisiana Tech.

JUNIOR COLLEGE: A two-time first-team all-Western States Football League and first-team all-Region I selection at Arizona Western College, helping the Matadors to back-to-back league championships, including a 10-2 record in 2010, playing in the Texas Bowl after playing in the Mississippi Bowl the year before, the first back-to-back bowl appearances for Arizona Western since 1980-81...led the WSFL and ranked 19th in National Junior College Athletic Association (NJCAA) with 98 tackles, including 19.0 for loss with 8.0 sacks, four pass break-ups, one interception and one forced fumble...the 19.0 tackles for loss was second in the NJCAA, while the 116 yards loss ranked first...finished two-year career with 179 tackles, 15.0 sacks and four interceptions.

HIGH SCHOOL: A two-year all-state Missouri Class 5A, two-time all-conference and two-year all-metro honoree at Eureka (Mo.) High School, helping the Wildcats to a pair of district championships, advancing to the state semi-finals twice...posted 134 tackles with 18.0 sacks his senior season...was also an all-state performer in wrestling and track, finishing third at the state wrestling championships.

PERSONAL: Graduated from Utah State in the fall of 2013 with an interdisciplinary studies degree emphasizing in sociology and physical education...son of Maurice Alexander and Lynette McAlpine...resides in St. Louis, Missouri.



33 | E.J. GAINES

Position:	Cornerback
Ht./Wt.:	5-10/190
Birth Date:	2/23/92
College:	Missouri
Hometown:	Independence, Mo.
Experience:	Rookie
Acquired:	D6A-2014 (188th)

Career GP/GS (Playoffs): 0/0 (0/0)



TRANSACTIONS: Selected by the Rams in the sixth round (188th overall) of the 2014 NFL Draft (5/10/14).

COLLEGE: Gaines started his final 37 games at Missouri, seeing action in 50 contests, as he produced 244 tackles (183 solos) with three forced fumbles, 14 stops for losses of 38 yards, 31 pass deflections and eight interceptions for 71 yards in returns... Gained 154 yards with a score on 11 punt returns (14.0 avg) and reached the end zone three times with a trio of fumble recoveries, a school record in that category...His eight pass thefts rank 13th on the school career-record list...His 18 passes defended in 2011 set a new Missouri season record.

2013 SEASON: Gaines earned All-Southeastern Conference first-team honors from the league's coaches and media...started 12 games at left cornerback, finishing second on the team with 75 tackles, as his 57 solo hits ranked seventh in the league... Made four stops for losses of 13 yards and finished second in the SEC with five interceptions for 17 yards in returns...Deflected three other throws and fielded two blocked punts for 12 yards...Had a big 11-yard fumble recovery for a touchdown in the second quarter vs. Auburn, while also recording nine tackles and one sack in the SEC Championship Game...Locked down Texas A&M WR Mike Evans (only four receptions for eight yards), in the 28-21 win vs. the Aggies, recording six tackles in the process, earning SEC Player of the Week honors...Vs. Tennessee, tied for the team-lead in stops (six) and grabbed his fourth interception of 2013...Had his third pick of the season vs. Arkansas State, setting a then-season-high...Produced a career-night with two interceptions in the win vs. Murray State.

2012 SEASON: Named the team's Player of the Year, Gaines started all 12 games at left cornerback, as he ranked eighth in the SEC with 58 solo tackles and finished fourth on the team with 74 total hits that included seven stops for losses of 19 yards... Caused two fumbles and scored on a pair of fumble recoveries – vs. Central Florida in the end zone and vs. Kentucky on a 13-yard runback...Also took a handoff on a punt return and picked up 44 yards vs. Arizona State...Intercepted one pass and led the team for the second-straight year with 11 pass deflections...Closed the season in big fashion when he had 10 tackles and added two pass break ups and an interception at Texas A&M.

2011 SEASON: Gaines earned All-Big 12 Conference first-team honors during his first season as a starter, lining up at right cornerback...Set the school record and ranked fourth in the nation with 18 passes defended, picking off two throws for 54 yards in returns while deflecting 16 other tosses...Recorded 69 tackles (49 solos) with three stops behind the line of scrimmage...Posted a season-best in tackles (10) and pass breakups (four) vs. Texas A&M, which helped him earn Big 12 Defensive Player of the Week honors.

2010 SEASON: Gaines played in 13 games as a reserve cornerback...The true freshman recorded 26 tackles (19 solos) and deflected one pass.

HIGH SCHOOL: Gaines attended Fort Osage (Independence, Mo.) High School, playing football for head coach Ryan Schatz... Two-time first-team all-state performer...Helped lead his team to the Missouri Class V title game as a senior in 2009, in which he ran for 1,500 yards and 20 touchdowns and caught 20 passes for 400 yards...Also starred in the secondary by making 72 tackles and two interceptions...During his junior year, Gaines registered 89 tackles and added five interceptions, including one he returned for a score...Previously recorded 88 tackles with five pass thefts as a sophomore in 2007...Considered a three-star recruit by Rivals.com, as that service rated him as the 51st-best cornerback prospect in the nation and the ninthbest prospect in the state of Missouri...The multi-sport performer was also a standout in track and basketball for his school, as he won all-state honors in track two different years.

PERSONAL: Gaines majored in hospitality management...Son of Alta Bailey and Edwin Gaines...Resides in Independence, Mo.



5 | GARRETT GILBERT

Position:	Quarterback
Ht./Wt.:	6-4/221
Birth Date:	7/1/91
College:	Southern Methodist
Hometown:	Austin, Texas
Experience:	Rookie
Acquired:	D6B-2014 (214th)

Career GP/GS (Playoffs): 0/0 (0/0)



TRANSACTIONS: Selected by the Rams in the sixth round (214th overall) of the 2014 NFL Draft (5/10/14).

COLLEGE: Appeared in a total of 47 games during his college career, earning 37 starting assignments...finished with 9,761 yards behind 908-of-1,548 passes (58.66 percent) that included 49 touchdowns and 45 interceptions...added 1,013 yards and twenty scores on 295 carries (3.62 ypc) and totaled 10,774 yards, an average of 229.23 yards per game...also punted seven times for a 39.14-yard average, as three of those attempts were downed inside the 20-yard line...started 14-of-24 games at Texas, where he hit on 305-of-538 passes (56.69%) for 3,301 yards, thirteen touchdowns and 23 interceptions, scoring six times on 118 carries for 400 yards (3.39 ypc) while totaling 3,701 yards...started all twenty-three games he played in for Southern Methodist, amassing 6,460 total yards behind 603-of-1,010 passes (59.7%) for 6,460 yards, 36 touchdowns and 22 interceptions, as he also carried 177 times for 613 yards (3.77 ypc), including fourteen scores... Southern Methodist Career-Record Results...holds the school record with nine 300-yard passing performances and is second in pass completions (603), third in pass attempts (1,010), second in passing yards (6,460), second in total offense (7,073) and third in touchdowns responsible for (50)...ranks second in total offensive yards (3,795 in 2013), second in passing yards (3,528 in 2013), first in completions (335 in 2013), third in attempts (504 in 2013), fifth in touchdown passes (21 in 2013), first in 300-yard games (eight as a senior) and fourth in touchdowns responsible for (27) at Southern Methodist.

2013 SEASON: Started the Mustangs' first 10 games before suffering a knee injury that would sideline him for the final two contests...had the finest season for his career, as he connected on 335-of-504 passes (66.47%) for 3,528 yards, twenty-one touchdowns and only seven interceptions...rushed 83 times for 267 yards and six scores, finishing with 3,795 yards in total offense, an average of 379.5 yards per game...also punted six times for 236 yards (39.33 avg), including having three attempts downed inside the 20-yard line...threw for at least 300 yards in eight of his ten appearances...was an Earl Campbell Tyler Rose semifinalist, three-time American Athletic Conference Player of the Week (Rutgers, Temple, at Cincinnati), Walter Camp National Player of the Week (Temple), Manning Award Star of the Week (Temple), NCAA.com National Offensive Player of the Week (Temple), Earl Campbell Tyler Rose National Player of the Week (Temple), CBSSports.com National Offensive Player of the Week (Temple) and Davey O'Brien Quarterback of the Week (Temple).

2012 SEASON: Started all 13 games during his first season at Southern Methodist, as he completed 268-of-506 passes (52.96%) for 2,932 yards, 15 touchdowns and 15 interceptions, as he also carried 94 times for 346 yards (3.68 ypc) and eight scores...finished with 3,278 yards in total offense, an average of 252.15 yards per game.


2011 SEASON: Earned an undergraduate degree at the University of Texas, allowing him to play immediately at SMU after he left the Longhorns...started the first two games for Texas before suffering a shoulder injury vs. Brigham Young and was awarded a medical redshirt...completed 15-of-31 passes for 247 yards, one touchdown and a pair of interceptions...threw for 239 yards and a score in the season-opener vs. Rice, his 11th 200-yard passing game at Texas.

2010 SEASON: Started all 12 games at Texas, gaining 2,744 yards with ten touchdowns and seventeen interceptions while connecting on 260-of-441 passes (58.96%)...second-team Academic All-Big Twelve Conference choice rushed 100 times for 380 yards and five scores...his 260 completions rank fifth on the UT single-season list and his 441 attempts were third... his 3,124 yards in total offense placed sixth on the school annual record list...logged one 300-yard passing game and 10 200-yard passing games for the season.

2009 SEASON: As a true freshman, appeared in 10 games at Texas, completing 30-of-66 passes for 310 yards, two touchdowns and four interceptions...gained five yards on eleven carries that included one score...replaced an injured Colt McCoy after five plays in the BCS Championship game vs. Alabama, as he threw for 162 yards and two touchdowns in the second half, with his 44-yard scoring strike near the end of the third quarter and 28-yard touchdown connection midway through the fourth bringing UT within three at 24-21 with 6:15 left to play.

HIGH SCHOOL: Attended Lake Travis (Texas) High School, gaining national attention as a senior, earning 2008 Offensive Player of the Year honors from USA Today after he set two state of Texas prep records...finished his high school career with 12,537 passing yards, another state record...guided Lake Travis to the 2007 Texas UIL Class 4A Division II State Championship. Upon completing the 2007 season, he broke state records for completions (359), pass attempts (555) and yards (4,827)...tabbed first-team 4A all-state by the TSWA and second-team all-state by the Associated Press as a junior, the EA Sports Elite 11 selection as one of the nation's top junior quarterbacks, led Lake Travis to the first state title in school history, as he threw for 52 touchdowns and just twelve interceptions, as he threw for at least 300 yards nine times...also notched 96 carries for 400 yards and six scores...rated as a five-star prospect by Rivals.com.

PERSONAL: Born in Buffalo, N.Y., where his father played for the Buffalo Bills...moved to San Diego, California at age three, when Gale signed with the San Diego Chargers...moved to Austin in 1996...Gale was a three-year starter at California (1980-85), where he ranks fifth on the school's all-time passing list (6,566 yards)...Uncle, Gary, played on the offensive line at Oregon (1984-88)...Garrett's younger brother, Griffin, was a freshman tight end at Texas Christian University in 2013... Resides in Austin, Texas.



66 | MITCHELL VAN DYK

Position:	Tackle
Ht./Wt.:	6-7/299
Birth Date:	1/2/91
College:	Portland State
Hometown:	Paso Robles, Calif.
Experience:	Rookie
Acquired:	D7A-2014

Career GP/GS (Playoffs): 0/0 (0/0)



TRANSACTIONS: Selected by the Rams in the seventh round (226th overall) of the 2014 NFL Draft (5/10/14).

COLLEGE: Led the Portland State offense to school records for rushing twice (2011, 2013) and total offense (2013), as he blocked for two of the top seven total offense performances in school history and seven of the top ten rushing performances in PSU annals...He is an outstanding athlete who played several positions in high school.

2013 SEASON: Van Dyk was named first-team All-Big Sky Conference and was selected PSU's Most Outstanding Offensive Lineman for the second consecutive year...Started all 12 games, blocking for an offense that averaged a school-record 540.5 yards per game and 34.9 points per game...The team also set a school rushing records of 277.7 yards per game and 36 rushing touchdowns...The line allowed only 10 sacks all season, while throwing 365 passes.

2012 SEASON: Van Dyk was an honorable mention All-Big Sky Conference, adding PSU Most Outstanding Offensive Lineman accolades...Started 10 of 11 games at right tackle, missing one due to illness...Blocked for an offense that averaged 438.7 yards and 34.8 points per game and allowed only seven sacks all season, ranking fourth in the nation.

2011 SEASON: Took the starting role at right tackle early in fall camp and never looked back...Had an excellent season, blocking for the Big Sky's best rushing offense and helping the team set a school record (2,726) for yards rushing...Along with Kyle Ritt and Mitch Gaulke, he started every game on the offensive line.

2010 SEASON: Played in three games as a reserve offensive tackle.

2009 SEASON: Red-shirted as a freshman.

HIGH SCHOOL: Van Dyk attended Paso Robles (Cal.) High School, where he was a three-time letter-winner in football and track...Earned All-League two seasons in football and named All-County as a senior...His team won two league championships in football and two in track...Played tight end as a freshman, sophomore and junior; defensive end as a junior and senior; right tackle as a senior...Threw the discus and shot put in track.


PERSONAL: Son of Mark and Elizabeth Van Dyk...Born January 2, 1991...Majoring in Criminology and Criminal Justice...Would like to become a detective...Has been involved in the National Society of High School Scholars and the Children's Miracle Network.



26 | CHRISTIAN BRYANT

Position:	Safety
Ht./Wt.:	5-9/198
Birth Date:	3/21/92
College:	Ohio State
Hometown:	Cleveland, Ohio
Experience:	Rookie
Acquired:	D7B-2014 (241st)

Career GP/GS (Playoffs): 0/0 (0/0)



TRANSACTIONS: Selected by the Rams in the seventh round (241st overall) of the 2014 NFL Draft (5/10/14).

COLLEGE: Three-year starting safety and team leader Christian Bryant suffered a broken ankle at the end of the Wisconsin game his senior season of the 2013 and missed the remainder of the season...Voted to be one of the team's eight game captains prior to the start of the season...he played in 36 Ohio State games and made 27 starts in the secondary, including starting all 12 games in 2012 as a junior when the Buckeyes went 12-0 and were the No. 3 team in the nation...had 22 tackles at the time of his injury to rank third on the team...recorded 171 tackles in his career with two interceptions, 23 pass break-ups, three forced fumbles and a fumble recovery...at the time of his injury his 171 tackles and his 23 pass break-ups were second-most among current Buckeyes...was named to the preseason watch lists for the Naguraki and Thorpe awards...

2012 SEASON: Christian had a fine junior campaign in 2012 that saw him earn second-team all-Big Ten Conference honors ... his 70 tackles trailed only teammate Ryan Shazier's 115, and his 13 passes defended (12 PBUs and one interception) ranked sixth in the Big Ten ... recorded his first career interception against California, with 1:22 left to play, that capped the Buckeyes' 35-28 win ... (his second interception came in the 2013 game vs. Cal) ... he had a career-best three pass break-ups in the win over Indiana.

2011 SEASON: Christian played in all 12 games in 2011, started nine times while battling through a shoulder issue that finally caused him to miss the regular season finale at Michigan ... he ranked in a tie for third in the Big Ten with eight pass break-ups, and his eight total passes defended (PBUs and INTs) ranked 13th in the league ... he was tied for second among Buckeyes in passes defended ... he was also third on the team with 68 tackles, a figure that included a career-high 10 vs. Nebraska.

2010 SEASON: Made his first career start the next week vs. Indiana ... a foot issue kept him out of five games later in the season ... majoring in sociology ... was another in a talented line of hard-hitting Glenville defensive backs that have played for the Buckeyes.

HIGH SCHOOL: Attended Glenville High School...Selected to play in the 10th annual U.S. Army All-American Bowl at the Alamodome in San Antonio, Texas...led Glenville to its second state semifinal berth in school history...received a four-star rating by Rivals.com.


PERSONAL: His parents and cousins - John Morgan and Cedric Summerville - influenced him to pursue football...he has one younger brother, Coby...graduated in Spring 2014 with his degree in sociology.



96 | MICHAEL SAM

Position:	Defensive End
Ht./Wt.:	6-2/261
Birth Date:	1/7/90
College:	Missouri
Hometown:	Hitchcock, Texas
Experience:	Rookie
Acquired:	D7C-2014

Career GP/GS (Playoffs): 0/0 (0/0)



TRANSACTIONS: Selected by the Rams in the seventh round (249th overall) of the 2014 NFL Draft (5/10/14).

COLLEGE: Started 25-of-52 games at Missouri, finishing with 123 tackles (67 solos), as he posted 21.0 sacks for minus 125 yards, 36.0 stops for losses of 174 yards and 19 quarterback pressures...deflected three passes and blocked a punt that resulted in a safety...caused seven fumbles and recovered two fumbles that he advanced for a total of 28 yards, and a pair of touchdowns...NCAA Career-Record Results...among active NCAA Football Bowl Subdivision players, he ranked 16th with 21.0 sacks...his 21.0 sacks rank fourth in school history behind Brian Smith (31.5; 2003-06), Justin Smith (22.5; 1998-2000) and Stryker Sulak (22.5; 2005-08)...his 36.0 stops-for-loss tied Rick Lyle (1990-03) for seventh on the Tigers' all-time record list...his 11.5 sacks in 2013 tied the school record first set by Aldon Smith in 2009...his 19 tackles behind the line of scrimmage in 2013 tied Bynum (2002) and Aldon Smith (2009) for fourth on the school annual chart behind Justin Smith (24.0 in 2000), Keith Wright (24.0 in 2002) and John Cowan (23.0 in 1971).

2013 SEASON: The consensus All-American first-team selection added All-Southeastern Conference first-team honors, in addition to being named the SEC's Defensive Player of the Year...the only other Tiger player to receive his conference's Defensive Player of the Year Award was Jeff Gaylord in 1981 (old Big Eight Conference)...led the league and ranked 19th in the nation with 19.0 stops for losses of 97 yards, as that figured ranks fourth on the school annual record chart...Finished second in the conference and 14th nationally with a school record-tying 11.5 sacks for minus 71 yards...added nine quarterback pressures, a pair of pass deflections, two forced fumbles and a fumble recovery, as he finished his senior season with 48 tackles (31 solos)...the Rotary Lombardi Award and Bronko Nagurski Trophy finalist opened the season with seven tackles and a pair of stops-for-loss in just two quarters of action vs. Murray State and had two more tackles behind the line of scrimmage in the next game, vs. Toledo...in a span of four midseason games, he earned SEC Player of the Week recognition three times (vs. Arkansas State, vs. Vanderbilt, vs. Florida).

2012 SEASON: Opened the season sharing strong-side defensive end chores with Brad Madison, but his performance early in the year led to the junior earning nine starting assignments, as he delivered 22 tackles (nine solos) while leading the team with 4.5 sacks for minus 30 yards...tied for fourth on the squad with seven stops for losses of 39 yards and produced four quarterback pressures...caused two fumbles, recovering one that he advanced seven yards.

2011 SEASON: Continued his development into a key contributor, appearing in all 13 games as the line's key reserve...finished with 29 tackles (16 solos) that included 1.5 sacks for minus four yards, three stops behind the line of scrimmage and four quarterback pressures...intercepted a pass and deflected another...also caused two fumbles...made one of the biggest defensive plays on the season when he intercepted a ball vs. Texas Tech inside the MU 5-yardline in the closing seconds of the game to preserve a win which made Mizzou bowl eligible.

2010 SEASON: Developed into a solid contributor throughout the year, making a big enough impression to win second-team Freshman All-American honors from The NFL Draft Report, as he delivered 24 tackles (11 solo), 3.5 sacks for minus 20 yards, seven stops for losses of 29 yards and two QB pressures...blocked a punt that resulted in a safety and posted six tackles including 1.5 for losses vs. McNeese State...Registered his first career interception and returned it 62 yards for a touchdown, before the return was called back due to a penalty vs. Miami (Oh.).

2009 SEASON: Spent his first season as a Tiger working hard in practice and the weight room while gaining a redshirt.

HIGH SCHOOL: Attended Hitchcock (Texas) High School, playing football for head coach Gary Carney...also lettered in track and power-lifting...began traveling with the school's varsity American football team while in the eighth grade as a water boy...joined the team as a two-way player, playing both defensive end and offensive tackle...as a junior, was a first-team All-District pick as a defensive end and offensive tackle, marking the third time he received district accolades, earning them as a freshman and sophomore, as well...earned first-team All-District honors again as a senior in 2008, as a defensive end...also started as an offensive lineman, and was named All-Houston Metro for his defensive performance...that year, he drew attention for his strong performance vs. Michael Brockers (Louisiana State/St. Louis Rams) in a game vs. Chávez High School, as he registered 13 knockdowns vs. the future first round draft pick.

PERSONAL: Majored in Parks, Recreation & Tourism...son of JoAnn and Michael Sam...born 1/07/90 in Galveston, Texas...resides in Hitchcock, Texas.



65 | DEMETRIUS RHANEY

Position:	Offensive Lineman
Ht./Wt.:	6-2/301
Birth Date:	6/22/92
College:	Tennessee State
Hometown:	Ft. Lauderdale, Fla.
Experience:	Rookie
Acquired:	D7D-2014

Career GP/GS (Playoffs): 0/0 (0/0)



TRANSACTIONS: Selected by the Rams in the seventh round (250th overall) of the 2014 NFL Draft (5/10/14).

COLLEGE: Started 22 games for the Big Blue after transferring from Ellsworth Community College...impressed in the bench press, recording 24 reps and also hopped 29 inches in the vertical jump...at close to 300 pounds, he excelled at the TSU Pro Day as he clocked a 4.89 in the 40-yard dash and a shuttle time of 4.72.

2013 SEASON: Played in all 12 games his senior campaign, starting 11 at center...part of a frontline duo that helped earn an at-large berth to the FCS Playoffs and blocked for Tim Broughton who rushed for 1,146 yards (25th-most nationally) and six touchdowns...also protected a quarterback duo that combined for 26 passes touchdowns and only four interceptions.

2013 SEASON: Started all 11 games for the Tigers in his first season with TSU.

JUNIOR COLLEGE: Competed two seasons for Coach Mike Virden at Ellsworth CC and was named All-Region as a freshman...ranked as the No. 9 offensive guard in the country by 247Sports...named to the Midwest Football All-Conference team as a sophomore...garnered interest from several schools including Minnesota, USF and Kansas...offered by Delaware State, Alabama State, Texas Southern, Eastern Illinois and Bowling Green.

HIGH SCHOOL: Played football at Academy High in Coral Springs, Fla., before moving to Stranahan High to play for Joe Redmond...won the shot put event at the Florida High School 3A District 15 championships.

PERSONAL: Son of Ronnie Rhaney...enjoys fishing...his parents and grandparents inspired him to play football...plays the game with a chip on his shoulder following the loss of his mother and grandmother...obtained his associate's degree from Ellsworth Community College...born on June 22, 1992.



82 | ALEX BAYER

Position:	Tight End
Ht./Wt.:	6-4/258
Birth Date:	11/8/90
College:	Bowling Green
Hometown:	Pickering, Ohio
Experience:	Rookie
Acquired:	FA-2014

Career GP/GS (Playoffs): 0/0 (0/0)



Signed with the Rams as an undrafted rookie free agent (5/12/14)...third team all-MAC as a senior following a season in which he played in all 14 games and caught 37 passes for 593 yards and four touchdowns...also blocked for the most successful running back in school history, as Travis Greene set the school record with 1,594 rushing yards...had a season high seven catches for 124 yards in the MAC Championship game against Northern Illinois...played in the East-West Shrine Game in St. Petersburg, Fla. following the season...as a junior, recorded 36 receptions for 410 yards and three touchdowns...also earned first-team all-OCC and first-team all-central district as a high school senior...majored in human development and family studies.



41 | JARRID BRYANT

Position:	Cornerback
Ht./Wt.:	6-3/185
Birth Date:	4/2/90
College:	South Dakota
Hometown:	Corona, Calif.
Experience:	Rookie
Acquired:	FA-2014

Career GP/GS (Playoffs): 0/0 (0/0)



Signed with the Rams as an undrafted rookie free agent (5/12/14)...spent four seasons at Arizona State before transferring to South Dakota...in final season, started all 12 games at cornerback and had two interceptions and two pass breakups...began collegiate career as a wide receiver before moving to the defensive side prior to the 2012 season...as a high school senior, scored five times on kickoff returns and three times on punt returns in 2008...completed undergraduate degree at Arizona State and began work on a masters in interdisciplinary studies at South Dakota.



2 | AVERY CUNNINGHAM

Position:	Safety
Ht./Wt.:	5-11/200
Birth Date:	1/2/91
College:	Central Michigan
Hometown:	Cincinnati, Ohio
Experience:	Rookie
Acquired:	FA-2014

Career GP/GS (Playoffs): 0/0 (0/0)



Signed with the Rams as an undrafted rookie free agent (5/12/14)...four-year starter who finished his career with 294 tackles and four interceptions...started 43 consecutive career games...earned 2013 CMU Gridiron Gladiator Award...was a team captain... as a senior, finished third on the team in tackles with 76...also tallied two sacks, one fumble recovery, one interception and four pass break-ups...as a junior, tallied six tackles for loss, four pass break-ups, two sacks, two interceptions, a team-high two forced fumbles, and one blocked kick...named to 2010 MAC All-Freshman Team by Rivals.com...as a high school senior, 2009 Fort Ancient Valley Conference Defensive Player of the Year and all-conference first-team honoree.




15 | AUSTIN FRANKLIN

Position:	Wide Receiver
Ht./Wt.:	5-11/189
Birth Date:	12/6/92
College:	New Mexico
Hometown:	Dallas, Texas
Experience:	Rookie
Aquired:	FA-2014

Career GP/GS (Playoffs): 0/0 (0/0)



Signed with the Rams as an undrafted rookie free agent (5/12/14)...played in 33 games for the Aggies over the last three seasons and caught 160 passes for 2,439 yards and 19 touchdowns, all of which rank him in the top-10 in school history...posted 10 career 100-yard games and was New Mexico's leading receiver in 2012 and 2013...caught 52 passes for 670 yards and seven touchdowns in eight games in 2013...first team all-WAC selection and was also named an SI.com Honorable Mention All-American as a sophomore in 2012... was named a semifinalist for the 2012 Biletnikoff Award...first team all-district as a senior at Kimball High School in Dallas...majored in individualized studies.



68 | DEANTRE HARLAN

Position:	Defensive Tackle
Ht./Wt.:	6-4/281
Birth Date:	12/20/90
College:	Bacone
Hometown:	Everman, Texas
Experience:	Rookie
Acquired:	FA-2014

Career GP/GS (Playoffs): 0/0 (0/0)



Signed with the Rams as an undrafted rookie free agent (5/12/14)...is first Bacone College player to sign with an NFL team since Don Chandler played for the Green Bay Packers in the 1960s...recorded 72 tackles, 13 sacks and 23 tackles for loss in two seasons at Bacone...as a senior, led team in sacks (7.5), tackles for loss (17.0) and tackles for loss yards (91.8)...was named 2013 Central States Football League Honorable Mention...began his collegiate career at Baylor and also spent time at Oklahoma Wesleyan...also played basketball at Bacone and appeared in 19 games...scored 22 points in a game vs. University of the Southwest in January 2014.




10 | JORDAN HARRIS

Position:	Wide Receiver
Ht./Wt.:	6-2/215
Birth Date:	12/8/91
College:	Bryant
Hometown:	Lincoln University, Pa.
Experience:	Rookie
Acquired:	FA-2014

Career GP/GS (Playoffs): 0/0 (0/0)



Signed with the Rams as an undrafted rookie free agent (5/22/14)...set school records for catches (193), receiving yards (3,735) and touchdown receptions (31)...Northeast Conference's all-time leading receiver and is the only player in school history to record back-to-back 1,000 yard seasons...caught 64 passes for 1,031 yards and five touchdowns as a senior...Bryant's all-time leader in receiving yards in a game (224), season (1,243) and a career (3,735), receptions in a season (64) and career (193), and touchdown receptions in a game (3), season (15), and career (31)...three-year starter in football and four-year starter in basketball at Avon Grove High School...all-League and all-Area selection as a junior and senior.




51 | AARON HILL

Position:	Linebacker
Ht./Wt.:	6-1/231
Birth Date:	9/5/90
College:	Minnesota
Hometown:	St. Charles, Mo.
Experience:	Rookie
Acquired:	FA-2014

Career GP/GS (Playoffs): 0/0 (0/0)



Signed with the Rams as an undrafted rookie free agent (5/12/14)...made 192 career tackles while playing in 47 games at Minnesota...forced five fumbles in his career and recovered three more, one of which was returned for a touchdown...made four career interceptions and returned two of them for touchdowns...as a senior, notched 72 tackles, which included five tackles-for-loss, three passes defended and one pass breakup...three-time Academic all-Big Ten selection and twice received the team's Butch Nash Award for being competitive in the field and in the classroom...first-team all-state selection as a senior at Lutheran High School...was coached by his father in high school.



45 | KADEEM JONES

Position:	Fullback
Ht./Wt.:	5-10/266
Birth Date:	3/25/92
College:	Western Kentucky
Hometown:	Dundee, Fla.
Experience:	Rookie
Acquired:	FA-2014

Career GP/GS (Playoffs): 0/0 (0/0)



Signed with the Rams as an undrafted rookie free agent (5/12/14)...made major contributions in helping WKU amass nearly 2,400 yards rushing as a team through his efforts from the fullback position...served as lead blocker for Antonio Andrews, who was named 2013 Sun Belt Conference Offensive Player of the Year...finished career with 30 receptions for 333 yards and five TDs...rushed 52 times for 194 yards and 10 TDs during Hilltopper career...had a breakout season in 2011, starting at fullback in all 12 games and finishing second on the team with eight total touchdowns...honorable mention FACA all-County and honorable mention all-Area as a high school senior.



48 | JOHNNY MILLARD

Position:	Linebacker
Ht./Wt.	6-2/232
Birth Date:	6/5/91
College:	Cal Poly San Luis Obispo
Hometown:	Dublin, Calif.
Experience:	Rookie
Acquired:	FA-2014

Career GP/GS (Playoffs): 0/0 (0/0)



Signed with the Rams as an undrafted rookie free agent (5/12/14)... garnered 300 career tackles (150 solos, 150 assists), No. 6 all-time at Cal Poly...career totals include 24.5 tackles for lost yardage and 5.5 sacks...played in both the East-West Shrine Game and the Medal of Honor Bowl following senior season...named to the All-Big Sky Conference second team as a senior... one of three Cal Poly linebackers to record over 100 tackles last season...notched seven tackles for lost yardage among his 108 total tackles and also earned three pass breakups, an interception and a trio of quarterback hurries in 2013...led the Mustangs in tackles as a sophomore with 82 and collected 72 tackles in his junior season...owns bachelor's degree in business administration...father, Keith, enjoyed nine-year NFL playing career, mostly with the Vikings.




39 | GREG REID

Position:	Cornerback
Ht./Wt.:	5-8/190
Birth Date:	9/8/90
College:	Valdosta State
Hometown:	Valdosta, Ga.
Experience:	Rookie
Acquired:	FA-2014

Career GP/GS (Playoffs): 0/0 (0/0)



Signed with the Rams as a free agent (3/24/14)...played three seasons at Florida State...transferred to Valdosta State, but suffered season-ending knee injury prior to senior season...spent 2013 out of football while recovering from injury that cost him his senior season...two-time honorable mention all-ACC...started nine games as a junior and registered 32 tackles, one tackle for loss, two interceptions and five pass breakups...returned three punts for touchdowns during FSU career...started 14 games as a sophomore and capped off the season by earning Chick-fil-A Bowl Defensive MVP...led the Seminoles with 14 pass breakups and 17 passes defended...as a freshman, twice earned ACC Specialist of the Week honors and added one ACC Defensive Back of the Week honor...a consensus freshman All-American as a punt return specialist...as a high school senior, earned All-American honors from Parade Magazine, Under Armour, EA Sports and SuperPrep.



47 | MARCUS ROBERSON

Position:	Cornerback
Ht./Wt.:	6-0/190
Birth Date:	10/4/92
College:	Florida
Hometown:	Fort Lauderdale, Fla.
Experience:	Rookie
Acquired:	FA-2014

Career GP/GS (Playoffs): 0/0 (0/0)



Signed with the Rams as an undrafted rookie free agent (5/12/14)...played in 30 games and made 18 starts at cornerback...totaled 56 tackles and broke up 17 passes with three interceptions...played in seven games with four starts as a senior while battling injuries...was named second team all-SEC in 2012 after finishing second in the SEC with 14 passes defended...coming out of high school, was ranked the No. 2 cornerback in the nation, according to Rivals.com...helped lead St. Thomas Aquinas to a 15-0 record, a 5A state championship and the No. 3 national ranking in the USA Today Super 25.



62B | ABASI SALIMU

Position:	Tackle
Ht./Wt.:	6-5/310
Birth Date:	4/14/90
College:	Nicholls State
Hometown:	Los Angeles, Calif.
Experience:	Rookie
Acquired:	FA-2014

Career GP/GS (Playoffs): 0/0 (0/0)




Signed with the Rams as an undrafted rookie free agent (5/12/14)...was a second-team all-Southland selection as a senior after earning honorable mention in 2012...played in all 24 games in two seasons at Nicholls State...as a senior, blocked for quarterback Tuskani Figaro, who set the program's single-season rushing mark...began collegiate career at San Jose State...2007 second-team Los Angeles Times all-city selection as a high school senior...has 13 siblings.



17 | JAMAINE SHERMAN

Position:	Wide Receiver
Ht./Wt.:	6-2/188
Birth Date:	10/13/91
College:	East Texas Baptist
Hometown:	Fort Pierce, Fla.
Experience:	Rookie
Aquired:	FA2014

Career GP/GS (Playoffs): 0/0 (0/0)



Signed with the Rams as an undrafted rookie free agent (5/12/14)...All-American Southwest Conference first-team selection as a senior...set the single season receiving yards record for ETBU with 1,084 yards, making him the first 1,000-yard receiver in ETBU history...spent 2012 season at Alderson Broaddus University where he caught 30 passes for 500 yards and six touchdowns in four games...played at Abilene Christian in 2011...caught 16 passes for 267 yards and three touchdowns in 2010 at Scottsdale Community College...played at Arizona Western Junior College in 2008, where he recorded 18 catches and 249 yards.



3 | DIONTAE SPENCER

Position:	Wide Receiver
Ht./Wt.:	5-9/161
Birth Date:	3/19/92
College:	McNeese State
Hometown:	New Iberia, La.
Experience:	Rookie
Acquired:	FA-2014

Career GP/GS (Playoffs): 0/0 (0/0)



Signed with the Rams as an undrafted rookie free agent (5/27/14)...broke or tied 10 McNeese, Southland Conference or NCAA records in 2013...led Cowboys with 50 catches for 835 yards and scored nine receiving touchdowns as a senior...named school's Special Teams MVP after setting a single-season school record with 853 kick return yards...was first team all-conference and named College Football Performance Award National All-Purpose Performer of the Year...as a high school senior, earned all-state, all-district and all-Acadiana honors...earned four letters in baseball and basketball and was all-district in both...majored in accounting.



42 | TREY WATTS

Position:	Running Back
Ht./Wt.:	5-9/208
Birth Date:	2/13/91
College:	Tulsa
Hometown:	Fairfax, Va.
Experience:	Rookie
Acquired:	FA-2014

Career GP/GS (Playoffs): 0/0 (0/0)




Signed with the Rams as an undrafted rookie free agent (5/12/14)...began his career as a walk-on and left Tulsa ranked third on the school's career rushing list with 3,515 yards and 18 touchdowns...became just the fourth player in school history to rush for 1,000 yards in two separate seasons...also had 1,272 kickoff return yards and two TDs, as well as 325 punt return yards and one TD in his career...totaled 15 100-yard career rushing games, including eight in the 2013 season...as a senior, totaled 1,329 rushing yards and 11 TDs for a 5.0 average, while also tallying 395 receiving yards...as a senior, was one of three finalists for the Brandon Burlsworth Trophy, given to the top collegiate player who began his career as a walk-on athlete...father J.C. played quarterback at Oklahoma...full name is Julius Caesar Watts, III.



62W | ETHAN WESTBROOKS

Position:	Defensive Tackle
Ht./Wt.:	6-4/267
Birth Date:	11/15/90
College:	West Texas A&M
Hometown:	Oakland, Calif.
Experience:	Rookie
Acquired:	FA-2014

Career GP/GS (Playoffs): 0/0 (0/0)




Signed with the Rams as an undrafted rookie free agent (5/12/14)...earned first team all-conference honors as he led the team with 19.5 tackles for loss...was second in the conference in tackles for loss and led the team with 10 quarterback hurries...in 2012, was named the Ron Lenz Division II National Defensive Player of the Year as he had 19.5 sacks, coming within one sack of the NCAA Division II record, and as he earned multiple All-America accolades...began collegiate career at Sacramento City College where he earned all-league honors all-conference accolades and all-state in 2011.



49W | TAVARIUS WILSON

Position:	Linebacker
Ht./Wt.:	5-11/239
Birth Date:	8/30/90
College:	North Alabama
Hometown:	Florence, Ala.
Experience:	Rookie
Aquired:	FA-2014

Career GP/GS (Playoffs): 0/0 (0/0)



Signed with the Rams as an undrafted rookie free agent (5/12/14)...Gulf South Conference Defensive Player of the Year as a senior...was selected first-team All-American by the Associated Press, the American Football Coaches Association, Daktronics, Beyond Sports Network, Don Hansen and D2football.com...was also a candidate for the Harlon Hill Trophy as Division II National Player of the Year...in 2013, started all 13 games and finished the season with 123 total tackles (63 solo), 7.5 tackles for loss of 23 yards and four sacks for 16 yards...intercepted four passes that he returned for 69 yards and two touchdowns...forced three fumbles and blocked one kick...began collegiate career at Hinds Community College.



2013 SEASON

THE 2014 MEDIA GUIDE OF THE
ST. LOUIS RAMS



WEATHER: Indoors - ATTENDANCE: 55,279 - KICKOFF: 3:23 p.m. CT

The St. Louis Rams opened the 2013 season with a 27-24 win over the Arizona Cardinals and a 1-0 start in the NFC West division. The Rams overcame an 11-point deficit in the fourth quarter and set up K Greg Zuerlein for the tiebreaking field goal with 0:45 left in regulation. The 48-yard boot gave St. Louis its first season-opening victory since 2006 and Zuerlein's second game-winning field goal in the last three games at the Edward Jones Dome. In the final two minutes in the third quarter Arizona owned a 24-13 lead resulting from a defensive score by NT Dan Williams, who returned a 2-yard reception off a pass tipped by teammate Matt Shaghnessy, and two touchdown receptions from WR Larry Fitzgerald. Starting with the final drive of the quarter, QB Sam Bradford rallied with six consecutive completions for 76 yards, including a 1-yard touchdown reception to TE Jared Cook to bring the team within five. On the ensuing two-point conversion, Bradford rushed up the middle, draining Arizona's lead to three points. With 10:59 left, DE Robert Quinn sacked Carson Palmer and forced his second fumble of the night, which was recovered by fellow bookend Chris Long. The play led to a game-tying, 38-yard field goal by Zuerlein. The Rams' game-winning drive began with 1:45 remaining. Bradford hit Cook on a 25-yard reception that moved the ball to the Arizona 37 and helped set up Zuerlein's game-winning kick. In his debut as a Ram, Cook – who overcame a first quarter fumble, forced out on a hustle play by Cardinals rookie Tyrann Mathieu – set a new franchise record for single-game receiving by a tight end with his 141-yard performance. It was also the first two-touchdown game of his career. The tight end now owns the franchise record for two teams, after he posted 169 receiving yards vs. Jacksonville (12/24/11) as a member of the Tennessee Titans. Defensively, CB Trumaine Johnson returned a 29-yard interception to the Arizona 4 while Quinn accounted for three of the Rams' four sacks. His trio of sacks tied a career-high. The win also gave Rams Head Coach Jeff Fisher his 150th regular season victory.

STARTING LINEUPS

ARIZONA CARDINALS

WR	11	L.Fitzgerald	DE	93	C.Campbell
LT	75	L.Brown	NT	92	D.Williams
LG	71	D.Colledge	DT	90	D.Dockett
C	63	L.Sendlein	SAM	94	S.Acho
RG	74	P.Fanaika	ILB	52	J.Brinkley
RT	73	E.Winston	ILB	56	K.Dansby
TE	81	J.Dray	WILL	97	L.Alexander
WR	15	M.Floyd	LCB	21	P.Peterson
QB	3	C.Palmer	RCB	25	J.Powers
RB	28	R.Mendenhall	SS	37	Y.Bell
TE	83	K.Sperry	FS	26	R.Johnson

ST. LOUIS RAMS

WR	13	C.Givens	LDE	91	C.Long
TE	89	J.Cook	LDT	98	K.Langford
LT	77	J.Long	RDT	90	M.Brockers
LG	65	C.Williams	RDE	94	R.Quinn
C	63	S.Wells	LLB	52	A.Ogletree
RG	62	H.Dahl	MLB	55	J.Laurinaitis
RT	76	R.Saffold	RLB	51	W.Witherspoon
TE	88	L.Kendricks	LCB	31	C.Finnegan
WR	18	A.Pettis	RCB	21	J.Jenkins
QB	8	S.Bradford	FS	23	R.McLeod
RB	26	D.Richardson	SS	25	T.McDonald

ST. LOUIS SUBSTITUTIONS: K 4 G.Zuerlein, P 6 J.Hekker, WR 11 T.Austin, WR 12 S.Bailey, CB 22 T.Johnson, S 27 M.Giordano, RB 30 Z.Stacy, CB 32 B.McGee, RB 34 C.Reynolds, RB 36 B.Cunningham, S 37 M.Daniels, LS 44 J.McQuaide, LB 50 R.Armstrong, LB 53 D.Bates, C 61 T.Barnes, G 66 S.Smith, DT 71 M.Conrath, T 72 J.Barksdale, TE 82 M.McNeill, WR 83 B.Quick, DT 93 J.Cudjo, DE 95 W.Hayes, DE 97 E.Sims

SCORING SUMMARY

VISITOR	Arizona Cardinals	1	2	3	4	OT	TOTAL	FIELD GOALS
HOME	St. Louis Rams	0	10	14	0	0	24	J.Feely (30) 50WR
		0	10	3	14	0	27	G. Zuerlein (36) (25) (38) (48)

TEAM	Qtr	Clock	Play (Extra Point) (Drive Info)	Visitor	Home
Cardinals	2	14:11	L.Fitzgerald 4 yd. pass from C.Palmer (J.Feely kick) (8-80, 3:19)	7	0
Rams	2	11:20	G.Zuerlein 36 yd. Field Goal (7-61, 2:51)	7	3
Cardinals	2	5:23	J.Feely 30 yd. Field Goal (13-80, 5:57)	10	3
Rams	2	0:26	J.Cook 13 yd. pass from S.Bradford (G.Zuerlein kick) (12-80, 4:57)	10	10
Rams	3	13:57	G.Zuerlein 25 yd. Field Goal (4--3, 0:50)	10	13
Cardinals	3	10:34	D.Williams 2 yd. interception return (J.Feely kick)	17	13
Cardinals	3	1:47	L.Fitzgerald 24 yd. pass from C.Palmer (J.Feely kick) (11-83, 5:16)	24	13
Rams	4	12:56	J.Cook 1 yd. pass from S.Bradford (S.Bradford run) (8-80, 3:51)	24	21
Rams	4	9:04	G.Zuerlein 38 yd. Field Goal (4-2, 1:34)	24	24
Rams	4	0:40	G.Zuerlein 48 yd. Field Goal (8-50, 1:05)	24	27

FINAL TEAM STATISTICS

	CARDINALS	RAMS		CARDINALS	RAMS
TOTAL FIRST DOWNS	25	20	FGs - PATs Had Blocked	0-0	0-0
By Rushing	4	4	Net Punting Average	41.5	42.0
By Passing	19	14	TOTAL RETURN YARDAGE	3	30
By Penalty	2	2	No. and Yards Punt Returns	1-1	1-1
THIRD DOWN EFFICIENCY	7-14-50%	4-11-36%	No. and Yards Kickoff Returns	2-32	3-46
FOURTH DOWN EFFICIENCY	0-0-0%	0-0-0%	No. and Yards Interception Returns	1-2	1-29
TOTAL NET YARDS	390	366	PENALTIES Number and Yards	6-68	7-59
Total Offensive Plays	70	62	FUMBLES Number and Lost	4-1	2-1
Average gain per offensive play	5.6	5.9	TOUCHDOWNS	3	2
NET YARDS RUSHING	86	67	Rushing	0	0
Total Rushing Plays	26	24	Passing	2	2
Average gain per rushing play	3.3	2.8	Interceptions	1	0
Tackles for a loss-number and yards	4-6	3-6	EXTRA POINTS Made-Attempts	3-3	2-2
NET YARDS PASSING	304	299	Kicking Made-Attempts	3-3	1-1
Times thrown	4-23	0-0	Rushing Made-Attempts	0-0	1-1
Gross yards passing	327	299	FIELD GOALS Made-Attempts	1-2	4-4
PASS ATT-COMP-HAD INT	40-26-1	38-27-1	RED ZONE EFFICIENCY	1-2-50%	2-4-50%
Avg gain per pass play	6.9	7.9	GOAL TO GO EFFICIENCY	1-1-100%	1-2-50%
KICKOFFS Number-In End Zone-TB	5-3-2	7-7-5	SAFETIES	0	0
PUNTS Number and Average	4-46.8	3-49.0	FINAL SCORE	24	27
Had Blocked	0	0	TIME OF POSSESSION	31:25	28:35

FINAL INDIVIDUAL STATISTICS

ARIZONA CARDINALS								ST. LOUIS RAMS							
RUSHING								RUSHING							
R.Mendenhall	ATT	YDS	AVG	LG	TD			D.Richardson	ATT	YDS	AVG	LG	TD		
A. Smith	10	26	2.6	7	0			Z.Stacy	1	4	4.0	4	0		
Total	26	86	3.3	11	0			S.Bradford	2	1	0.5	1	0		
PASSING								PASSING							
C.Palmer	ATT	CMP	YDS	SK/YD	TD	LG	IN	S.Bradford	38	27	299	0/0	2	47	1
Total	40	26	327	4/23	2	44	1	Total	38	27	299	0/0	2	47	1
RECEIVING								RECEIVING							
A.Roberts	NO	YDS	AVG	LG	TD			J.Cook	NO	YDS	AVG	LG	TD		
L.Fitzgerald	8	97	12.1	19	0			T.Austin	6	41	6.8	14	0		
M.Floyd	4	82	20.5	44	0			D.Richardson	5	33	6.6	15	0		
J.Dray	2	21	10.5	11	0			L.Kendricks	3	25	8.3	10	0		
K.Sperry	1	16	16.0	16	0			A.Pettis	3	16	5.3	8	0		
J.Brown	1	14	14.0	14	0			C.Givens	2	27	13.5	15	0		
A.Ellington	1	13	13.0	13	0			B.Quick	1	16	16.0	16	0		
R.Mendenhall	1	4	4.0	4	0			Total	27	299	11.1	47	2		
Total	26	327	12.6	44	2										
INTERCEPTIONS								INTERCEPTIONS							
D.Williams	NO	YDS	AVG	LG	TD			T.Johnson	NO	YDS	AVG	LG	TD		
Total	1	2	2.0	2	1			Total	1	29	29.0	29	0		
PUNTING								PUNTING							
D.Zastudil	NO	YDS	AVG	NET	TB/I20	LG		J.Hekker	NO	YDS	AVG	NET	TB/I20	LG	
Total	4	187	46.8	41.5	1/3	59		Total	3	147	49.0	42.0	1/1	55	
PUNT RETURNS								PUNT RETURNS							
P.Peterson	NO	YDS	AVG	FC	LG	TD		T.Austin	NO	YDS	AVG	FC	LG	TD	
Total	1	1	1.0	0	1	0		Total	1	1	1.0	1	1	0	
KICKOFF RETURNS								KICKOFF RETURNS							
J.Arenas	NO	YDS	AVG	FC	LG	TD		B.Cunningham	NO	YDS	AVG	FC	LG	TD	
Total	2	32	16.0	0	18	0		Total	2	46	23.0	0	25	0	

DEFENSIVE STATISTICS (Based on coaches' film review)

PLAYER	T	S	A	S-YDS	I-YDS	PD	FF	FR	PLAYER	T	S	A	S-YDS	I-YDS	PD	FF	FR
A.Ogletree	11	9	2	0-0-0	0-0-0	0	1	0	T.Johnson	4	4	0	0-0-0	1-29	1	0	0
C.Finnegan	8	5	3	0-0-0	0-0-0	0	0	0	R.McLeod	4	3	1	0-0-0	0-0-0	0	0	0
J.Laurinaitis	7	7	0	0-0-0	0-0-0	1	0	0	M.Conrath	3	2	1	0-0-0	0-0-0	0	0	0
T.McDonald	7	5	2	0-0-0	0-0-0	0	0	0	W.Hayes	3	3	0	1.0-6	0-0-0	0	0	0
K.Langford	6	2	4	0-0-0	0-0-0	0	0	0	R.Quinn	2	0	2	3.0-17	0-0-0	0	2	0
J.Jenkins	5	4	1	0-0-0	0-0-0	3	0	0	E.Sims	2	2	0	0-0-0	0-0-0	1	0	0
M.Brockers	4	3	1	0-0-0	0-0-0	0	0	0	W.Witherspoon	2	2	0	0-0-0	0-0-0	0	0	0
J.Cudjo	4	1	3	0-0-0	0-0-0	0	0	0	C.Long	0	0	0	0-0-0	0-0-0	1	0	1
TOTAL	72	52	20	4.0-23	1-29	7	3	1	TOTAL	72	52	20	4.0-23	1-29	7	3	1



WEATHER: Indoors - ATTENDANCE: 69,379 - KICKOFF: 12:03 p.m. CT

Despite a valiant second-half performance, the St. Louis Rams fell, 31-24, in the Atlanta Falcon's home opener. Atlanta jumped to a 14-0 lead in the first quarter on a pair of touchdown passes from Falcons QB Matt Ryan. Ryan's first TD toss came in the opening drive of the game, lasting 11 plays for 80 yards, and concluded with an 8-yard pass to Falcons RB Steven Jackson. Jackson, the Rams' all-time leading rusher, was injured on the scoring play and did not return. With 1:31 remaining in the first, Ryan connected with Falcons WR Julio Jones on an 81-yard touchdown pass. Nine plays and 48 yards into the Rams' ensuing drive, Falcons DE Osi Umenyiora caught a tipped pass and returned it 68 yards, pushing Atlanta to a 21-0 lead. Rams K Greg Zuerlein put St. Louis on the board with 6:33 remaining in the half on a 29-yard field goal. Atlanta answered back with a 38-yard field goal with 0:14 remaining, giving Atlanta the 24-3 advantage heading into halftime. Rams P Johnny Hekker and Falcons P Matt Boshier exchanged punts for most of the third quarter before Rams QB Sam Bradford put together a six-play, 74-yard scoring drive that only took 1:50 off the clock. The drive was highlighted with 20-yard receptions by WRs Chris Givens and Austin Pettis and a 17-yard catch by TE Lance Kendricks. Rams rookie receiver Tavon Austin topped the drive with a 6-yard touchdown reception in the corner of the end zone with 1:38 remaining. The play marked Austin's first touchdown as an NFL player. Atop the fourth quarter, Bradford put together a 75-yard drive over eight plays to cut Atlanta's lead to seven following a 3-yard touchdown reception to Pettis. The Falcons answered back on their ensuing possession with an 11-yard touchdown run by Jason Snelling. The Rams only had 6:12 to score twice, but were only able to muster one more score - a 10-yard pass to Austin on third-and-goal (2:16). Austin joined Rams TE Jared Cook as the only Rams to generate multi-scoring performances in a single game in 2013. Amidst the loss, WR Chris Givens led the Rams with 105 receiving yards, his second career game with 100 or more yards. Defensively, Rams LB Alec Ogletree led the team in tackles for the second consecutive game with nine while DEs Robert Quinn and Eugene Sims each posted a sack. Quinn currently leads the team in sacks with four.

STARTING LINEUPS

ST. LOUIS RAMS

WR	13	C.Givens	LDE	91	C.Long
TE	89	J.Cook	LDT	98	K.Langford
LT	77	J.Long	RDT	90	M.Brockers
LG	65	C.Williams	RDE	94	R.Quinn
C	63	S.Wells	LLB	52	A.Ogletree
RG	62	H.Dahl	MLB	55	J.Laurinaitis
RT	76	R.Saffold	RLB	51	W.Witherspoon
WR	11	T.Austin	LCB	31	C.Finnegan
WR	18	A.Pettis	RCB	21	J.Jenkins
QB	8	S.Bradford	FS	23	R.McLeod
RB	26	D.Richardson	SS	25	T.McDonald

ATLANTA FALCONS

WR	11	J.Jones	RE	50	O.Umenyiora
LT	72	S.Baker	DT	91	C.Peters
LG	63	J.Blalock	DT	95	J.Babineaux
C	66	P.Konz	LE	71	K.Biermann
RG	75	G.Reynolds	OLB	56	S.Weatherspoon
RT	76	L.Holmes	OLB	59	J.Bartu
TE	88	T.Gonzalez	CB	27	R.McClain
WR	84	R.White	CB	21	D.Trufant
QB	2	M.Ryan	CB	22	A.Samuel
RB	39	S.Jackson	S	25	W.Moore
FB	34	B.Ewing	S	28	T.DeCoud

ST. LOUIS SUBSTITUTIONS: K 4 G.Zuerlein, P 6 J.Hekker, WR 12 S.Bailey, CB 22 T.Johnson, RB 24 I.Pead, S 27 M.Giordano, CB 32 B.McGee, RB 34 C.Reynolds, RB 36 B.Cunningham, S 37 M.Daniels, LS 44 J.McQuaide, TE 46 C.Harkey, LB 50 R.Armstrong, LB 53 D.Bates, C 61 T.Barnes, DT 71 M.Conrath, T 72 J.Barksdale, TE 82 M.McNeill, WR 83 B.Quick, TE 88 L.Kendricks, DT 93 J.Cudjoo, DE 95 W.Hayes, DE 97 E.Sims

SCORING SUMMARY

		1	2	3	4	OT	TOTAL	FIELD GOALS
VISITOR	St. Louis Rams	0	3	7	14	0	24	G.Zuerlein (29)
HOME	Atlanta Falcons	14	10	0	7	0	31	M.Bryant (38)

TEAM	Qtr	Clock Time	Play (Extra Point) (Drive Info)	Visitor	Home
Falcons	1	8:34	S.Jackson 8 yd. pass from M.Ryan (M.Bryant kick) (11-80, 6:26)	0	7
Falcons	1	1:19	J.Jones 81 yd. pass from M.Ryan (M.Bryant kick) (3-84, 0:39)	0	14
Falcons	2	11:25	O.Umenyiora 68 yd. interception return (M.Bryant kick)	0	21
Rams	2	6:29	G.Zuerlein 29 yd. Field Goal (10-69, 4:56)	3	21
Falcons	2	0:09	M.Bryant 38 yd. Field Goal (11-46, 2:55)	3	24
Rams	3	1:30	T.Austin 6 yd. pass from S.Bradford (G.Zuerlein kick) (6-74, 1:50)	10	24
Rams	4	11:57	A.Pettis 3 yd. pass from S.Bradford (G.Zuerlein kick) (8-75, 3:03)	17	24
Falcons	4	6:12	J.Snelling 11 yd. run (M.Bryant kick) (9-80, 5:45)	17	31
Rams	4	2:09	T.Austin 10 yd. pass from S.Bradford (G.Zuerlein kick) (16-80, 4:03)	24	31

FINAL TEAM STATISTICS

	RAMS	FALCONS		RAMS	FALCONS
TOTAL FIRST DOWNS	24	19	FGs - PATs Had Blocked	0-0	0-0
By Rushing	4	2	Net Punting Average	49.0	52.0
By Passing	18	17	TOTAL RETURN YARDAGE	6	72
By Penalty	2	0	No. and Yards Punt Returns	4-6	2-4
THIRD DOWN EFFICIENCY	7-17-41%	7-13-54%	No. and Yards Kickoff Returns	1-25	1-17
FOURTH DOWN EFFICIENCY	2-2-100%	0-0-0%	No. and Yards Interception Returns	0-0	1-68
TOTAL NET YARDS	421	393	PENALTIES Number and Yards	7-53	7-53
Total Offensive Plays	73	61	FUMBLES Number and Lost	0-0	0-0
Average gain per offensive play	5.8	6.4	TOUCHDOWNS	3	4
NET YARDS RUSHING	69	36	Rushing	0	1
Total Rushing Plays	18	16	Passing	3	2
Average gain per rushing play	3.8	2.3	Interceptions	0	1
Tackles for a loss-number and yards	2-2	4-8	EXTRA POINTS Made-Attempts	3-3	4-4
NET YARDS PASSING	352	357	Kicking Made-Attempts	3-3	4-4
Times thrown	0-0	2-17	FIELD GOALS Made-Attempts	1-1	1-1
Gross yards passing	352	374	RED ZONE EFFICIENCY	3-4-75%	2-3-67%
PASS ATT-COMP-HAD INT	55-32-1	43-33-0	GOAL TO GO EFFICIENCY	3-3-100%	0-0-0%
Avg gain per pass play	6.4	7.9	SAFETIES	0	0
KICKOFFS Number-In End Zone-TB	5-5-4	6-6-5	FINAL SCORE	24	31
PUNTS Number and Average	6-49.7	6-53.0	TIME OF POSSESSION	29:43	30:17
Had Blocked	0	0			

FINAL INDIVIDUAL STATISTICS

ST. LOUIS RAMS								ATLANTA FALCONS							
RUSHING								RUSHING							
D.Richardson	ATT	YDS	AVG	LG	TD			J.Snelling	ATT	YDS	AVG	LG	TD		
S.Bradford	3	25	8.3	23	0			J.Rodgers	11	17	1.5	7	0		
T.Austin	2	8	4.0	7	0			S.Jackson	3	0	0.0	2	0		
I.Pead	1	1	1.0	1	0			Total	16	36	2.3	11	1		
B.Cunningham	2	0	0.0	0	0										
Total	18	69	3.8	23	0										
PASSING								PASSING							
S.Bradford	ATT	CMP	YDS	SK/YD	TD	LG	IN	M.Ryan	ATT	CMP	YDS	SK/YD	TD	LG	IN
	55	32	352	0/0	3	47	1	Total	43	33	374	2/17	2	81	0
Total	55	32	352	0/0	3	47	1								
RECEIVING								RECEIVING							
A.Pettis		NO	YDS	AVG	LG	TD		J.Jones		NO	YDS	AVG	LG	TD	
T.Austin		8	78	9.8	20	1		H.Douglas	11	182	16.5	81	1		
C.Givens		6	47	7.8	11	2		J.Snelling	4	41	10.3	22	0		
D.Richardson		5	105	21.0	47	0		T.Gonzalez	4	33	8.3	11	0		
L.Kendricks		5	45	9.0	19	0		J.Rodgers	4	28	7.0	16	0		
I.Pead		2	23	11.5	17	0		R.White	3	21	7.0	9	0		
B.Quick		2	18	9.0	9	0		B.Ewing	1	14	14.0	14	0		
J.Cook		1	15	15.0	15	0		S.Jackson	1	8	8.0	8	1		
C.Harkey		1	10	10.0	10	0		L.Tololo	1	4	4.0	4	0		
M.McNeill		1	6	6.0	6	0		Total	33	374	11.3	81	2		
Total		32	352	11.0	47	3									
INTERCEPTIONS								INTERCEPTIONS							
None		NO	YDS	AVG	LG	TD		O.Umenyiora		NO	YDS	AVG	LG	TD	
								Total	1	68	68.0	68	1		
PUNTING								PUNTING							
J.Hekker		NO	YDS	AVG	NET	TB/120	LG	M.Bosher		NO	YDS	AVG	NET	TB/120	LG
		6	298	49.7	49.0	0/0	63	Total	6	318	53.0	52.0	0/2	63	
Total		6	298	49.7	49.0	0/0	63								
PUNT RETURNS								PUNT RETURNS							
T.Austin		NO	YDS	AVG	FC	LG	TD	H.Douglas		NO	YDS	AVG	FC	LG	TD
		4	6	1.5	1	5	0	Total	2	4	2.0	2	4	0	
Total		4	6	1.5	1	5	0								
KICKOFF RETURNS								KICKOFF RETURNS							
B.Cunningham		NO	YDS	AVG	FC	LG	TD	J.Rodgers		NO	YDS	AVG	FC	LG	TD
		1	25	25.0	0	25	0	Total	1	17	17.0	0	17	0	
Total		1	25	25.0	0	25	0								

DEFENSIVE STATISTICS (Based on coaches' film review)

PLAYER	T	S	A	S-YDS	I-YDS	PD	FF	FR	PLAYER	T	S	A	S-YDS	I-YDS	PD	FF	FR
A.Ogletree	10	9	1	0-0	0-0	2	0	0	E.Sims	5	2	3	1-0-7	0-0	0	0	0
J.Jenkins	8	6	2	0-0	0-0	2	0	0	J.Cudjoe	2	2	0	0-0-0	0-0	0	0	0
C.Long	8	4	4	0-0	0-0	0	0	0	C.Finnegan	2	1	1	0-0-0	0-0	0	0	0
R.McLeod	7	6	1	0-0	0-0	0	0	0	K.Langford	2	0	2	0-0-0	0-0	0	0	0
W.Witherspoon	6	6	0	0-0	0-0	0	0	0	M.Broekers	1	1	0	0-0-0	0-0	0	0	0
J.Laurinaitis	5	5	0	0-0	0-0	1	0	0	M.Conrath	1	1	0	0-0-0	0-0	0	0	0
T.McDonald	5	4	1	0-0	0-0	1	0	0	W.Hayes	1	0	1	0-0-0	0-0	1	0	0
R.Quinn	5	5	0	1-10	0-0	0	0	0	TOTAL	67	51	16	2.0-17	0-0	7	0	0



WEATHER: Indoors - ATTENDANCE: 74,634 - KICKOFF: 12:02 p.m. CT

In the 23rd regular season meeting between the St. Louis Rams and Dallas Cowboys, the Rams fell, 31-7, to push the all-time series record in favor of the Cowboys, 12-11. Following the Rams' first offensive series, LB Will Witherspoon recovered a muffed punt by WR Dwayne Harris at the Dallas 34-yard line. After a third-down sack by Dallas CB Orlando Scandrick – the first sack allowed by the Rams this year – P Johnny Hekker threw an incomplete pass on fourth-and-14 to WR Stedman Bailey on a fake punt on the Dallas 38-yard line. The Cowboys responded with scores in each of their three ensuing drives, recording two touchdowns and one field goal in the first half. Their first came on a 2-yard touchdown pass from QB Tony Romo to WR Dez Bryant with 7:07 remaining in the first quarter. The Rams' defense stopped Dallas in their next drive at the St. Louis one-yard line, and forced a 19-yard field goal from Dallas K Dan Bailey. Their third drive of 10 plays and 67 yards, was capped by a 2-yard rushing touchdown by DeMarco Murray with 9:15 remaining in the first half. The Rams picked up their initial first down in their fifth drive of the game on a screen pass from QB Sam Bradford to RB Isaiah Pead that went for 14 yards. Pead led both teams in receptions with seven for 43 yards, marking a career high for the second-year pro. The Cowboys reached the end zone on the opening drive of the third quarter on a 24-yard pass to TE Gavin Escobar with 11:44 remaining. A 41-yard run by Murray set up Romo's second touchdown toss of the game, pushing their lead to 24-0. Three drives later, the Rams got on the board on a 4-yard touchdown pass from Bradford to WR Austin Pettis with 3:25 remaining in the third quarter. The fourth-and-goal catch capped a 13-play, 75-yard drive and cut Dallas' lead to 17 points. Additionally, the play marked the seventh consecutive game in which Bradford has thrown a touchdown pass. The streak dates back to last year's road win at Buffalo (12/9/12). Immediately prior to the Rams' scoring drive, Bailey missed a 35-yard field goal wide right. Dallas' final score of the game came with 12:02 remaining in the fourth quarter in a three-play drive that included a 23-yard reception to TE Jason Witten and a 24-yard touchdown catch to Harris. With the defeat, Dallas extended their winning streak over the Rams to two. The Rams' last win over the Cowboys was a 34-14 home victory in 2008.

STARTING LINEUPS

ST. LOUIS RAMS

WR	13	C.Givens	LDE	91	C.Long
TE	89	J.Cook	LDT	98	K.Langford
LT	77	J.Long	RDT	90	M.Brockers
LG	65	C.Williams	RDE	94	R.Quinn
C	63	S.Wells	LLB	52	A.Ogletree
RG	62	H.Dahl	MLB	55	J.Laurinaitis
RT	72	J.Barksdale	RLB	22	T.Johnson
WR	18	A.Pettis	LCB	31	C.Finnegan
QB	8	S.Bradford	RCB	21	J.Jenkins
HB	11	T.Austin	FS	23	R.McLeod
TE	88	L.Kendricks	SS	25	T.McDonald

DALLAS COWBOYS

WR	88	D.Bryant	LDE	99	G.Selvie
WR	17	D.Harris	DT	96	N.Hayden
LT	77	T.Smith	DT	97	J.Hatcher
LG	65	R.Leary	RDE	94	D.Ware
C	72	T.Frederick	MLB	50	S.Lee
RG	73	M.Bernadeau	WLB	54	B.Carter
RT	68	D.Free	LCB	39	B.Carr
TE	82	J.Witten	RCB	32	O.Scandrick
WR	19	M.Austin	FS	42	B.Church
QB	9	T.Romo	SS	27	J.Wilcox
RB	29	D.Murray	RCB	24	M.Claiborne

ST. LOUIS SUBSTITUTIONS: K 4 G.Zuerlein, P 6 J.Hekker, WR 12 S.Bailey, S 20 D.Stewart, RB 24 I.Pead, S 27 M.Giordano, CB 32 B.McGee, RB 34 C.Reynolds, RB 36 B.Cunningham, LS 44 J.McQuaide, TE 46 C.Harkey, LB 50 R.Armstrong, LB 51 W.Witherspoon, LB 53 D.Bates, C 61 T.Barnes, DT 71 M.Conrath, T 79 M.Starks, WR 83 B.Quick, DT 93 J.Cudjio, DE 95 W.Hayes, DE 97 E.Sims

SCORING SUMMARY

		1	2	3	4	OT	TOTAL	FIELD GOALS
VISITOR	St. Louis Rams	0	0	7	0	0	7	
HOME	Dallas Cowboys	10	7	7	7	0	31	D.Bailey (19) 35WR

TEAM	Qtr	Clock Time	Play (Extra Point) (Drive Info)	Visitor	Home
Cowboys	1	7:06	D.Bryant 2 yd. pass from T.Romo (D.Bailey kick) (8-61, 4:52)	0	7
Cowboys	1	2:06	D.Bailey 19 yd. Field Goal (8-58, 3:37)	0	10
Cowboys	2	9:10	D.Murray 2 yd. run (D.Bailey kick) (10-67, 5:50)	0	17
Cowboys	3	11:39	G.Escobar 24 yd. pass from T.Romo (D.Bailey kick) (6-80, 3:21)	0	24
Rams	3	3:20	A.Pettis 4 yd. pass from S.Bradford (G.Zuerlein kick) (13-75, 6:15)	7	24
Cowboys	4	11:55	D.Harris 24 yd. pass from T.Romo (D.Bailey kick) (3-45, 1:24)	7	31

FINAL TEAM STATISTICS

	RAMS	COWBOYS		RAMS	COWBOYS
TOTAL FIRST DOWNS	17	21	FGs - PATs Had Blocked	0-0	0-0
By Rushing	3	8	Net Punting Average	44.4	39.8
By Passing	11	12	TOTAL RETURN YARDAGE	16	16
By Penalty	3	1	No. and Yards Punt Returns	2-16	4-16
THIRD DOWN EFFICIENCY	1-13-8%	5-11-45%	No. and Yards Kickoff Returns	2-46	0-0
FOURTH DOWN EFFICIENCY	3-6-50%	0-0-0%	No. and Yards Interception Returns	0-0	0-0
TOTAL NET YARDS	232	396	PENALTIES Number and Yards	5-41	6-72
Total Offensive Plays	67	59	FUMBLES Number and Lost	1-1	2-1
Average gain per offensive play	3.5	6.7	TOUCHDOWNS	1	4
NET YARDS RUSHING	35	193	Rushing	0	1
Total Rushing Plays	12	34	Passing	1	3
Average gain per rushing play	2.9	5.7	EXTRA POINTS Made-Attempts	1-1	4-4
Tackles for a loss-number and yards	1-4	2-8	Kicking Made-Attempts	1-1	4-4
NET YARDS PASSING	197	203	FIELD GOALS Made-Attempts	1-1	1-2
Times thrown	6-43	1-7	RED ZONE EFFICIENCY	1-1-100%	3-5-60%
Gross yards passing	240	210	GOAL TO GO EFFICIENCY	1-1-100%	1-2-50%
PASS ATT-COMP-HAD INT	49-29-0	24-17-0	SAFETIES	0	0
Avg gain per pass play	3.6	8.1	FINAL SCORE	7	31
KICKOFFS Number-In End Zone-TB	2-2-2	6-5-4	TIME OF POSSESSION	26:32	33:28
PUNTS Number and Average	5-47.6	4-48.8			
Had Blocked	0	0			

FINAL INDIVIDUAL STATISTICS

ST. LOUIS RAMS								DALLAS COWBOYS							
RUSHING								RUSHING							
I.Pead	ATT	YDS	AVG	LG	TD			D. Murray	ATT	YDS	AVG	LG	TD		
B. Cunningham	4	16	4.0	9	0			L. Dunbar	5	19	3.8	8	0		
T. Austin	1	3	3.0	3	0			P. Tanner	3	-1	-0.3	4	0		
C. Givens	1	-4	-4.0	-4	0			Total	34	193	5.7	41	1		
Total	12	35	2.9	11	0										
PASSING								PASSING							
S. Bradford	ATT	CMP	YDS	SK/YD	TD	LG	IN	T. Romo	ATT	CMP	YDS	SK/YD	TD	LG	IN
J. Hekker	1	0	0	0/0	0	0	0	Total	24	17	210	1/7	3	24	0
Total	49	29	240	6/43	1	29	0								
RECEIVING								RECEIVING							
I. Pead	NO	YDS	AVG	LG	TD			J. Witten	NO	YDS	AVG	LG	TD		
T. Austin	6	30	5.0	9	0			D. Bryant	4	38	9.5	16	1		
J. Cook	5	44	8.8	19	0			D. Murray	3	28	9.3	17	0		
L. Kendricks	5	36	7.2	18	0			M. Austin	2	22	11.0	14	0		
C. Givens	2	54	27.0	29	0			G. Escobar	1	24	24.0	24	1		
A. Pettis	2	20	10.0	16	1			D. Harris	1	24	24.0	24	1		
B. Quick	1	7	7.0	7	0			C. Beasley	1	7	7.0	7	0		
B. Cunningham	1	6	6.0	6	0			Total	17	210	12.4	24	3		
Total	29	240	8.3	29	1										
INTERCEPTIONS								INTERCEPTIONS							
None								None							
PUNTING								PUNTING							
J. Hekker	NO	YDS	AVG	NET	TB/120	LG		C. Jones	NO	YDS	AVG	NET	TB/120	LG	
Total	5	238	47.6	44.4	0/0	57		Total	4	195	48.8	39.8	1/2	55	
PUNT RETURNS								PUNT RETURNS							
T. Austin	NO	YDS	AVG	FC	LG	TD		C. Beasley	NO	YDS	AVG	FC	LG	TD	
Total	2	16	8.0	0	10	0		D. Harris	2	1	0.5	0	1	0	
								Total	4	16	4.0	1	12	0	
KICKOFF RETURNS								KICKOFF RETURNS							
B. Cunningham	NO	YDS	AVG	FC	LG	TD		None							
Total	2	46	23.0	0	25	0									

DEFENSIVE STATISTICS (Based on coaches' film review)

PLAYER	T	S	A	S-YDS	I-YDS	PD	FF	FR	PLAYER	T	S	A	S-YDS	I-YDS	PD	FF	FR
J. Jenkins	10	7	3	0.0-0	0-0	0	0	0	K. Langford	3	1	2	1.0-7	0-0	0	0	0
J. Laurinatis	10	6	4	0.0-0	0-0	0	0	0	E. Sims	3	1	2	0.0-0	0-0	0	0	0
A. Ogletree	10	7	3	0.0-0	0-0	0	0	0	J. Cudjjo	2	1	1	0.0-0	0-0	0	0	0
T. McDonald	9	8	1	0.0-0	0-0	1	0	0	W. Witherspoon	1	1	0	0.0-0	0-0	0	0	0
C. Finnegan	8	6	2	0.0-0	0-0	0	0	0	C. Long	1	1	0	0.0-0	0-0	0	0	0
R. McLeod	7	5	2	0.0-0	0-0	1	0	0	T. Johnson	1	1	0	0.0-0	0-0	0	0	0
M. Brockers	5	2	3	0.0-0	0-0	0	0	0	M. Conrath	1	0	1	0.0-0	0-0	0	0	0
R. Quinn	4	4	0	0.0-0	0-0	0	1	0	TOTAL	75	51	24	1.0-7	0-0	2	1	0



WEATHER: Indoors - ATTENDANCE: 56,626 - KICKOFF: 7:25 p.m. CT

The Rams' 35-11 loss to the defending NFC champion 49ers marked their first home loss of the season. Rams K Greg Zuerlein opened the scoring for the Rams with a 40-yard field goal on the Rams' second drive of the game. On the first play of the ensuing drive, Rams DE Robert Quinn sacked Niners QB Colin Kaepernick for a loss of eight yards. The sack was Quinn's fifth of the season, and escalated his career total to 20.5 and 13.5 against divisional opponents. Kaepernick found WR Anquan Boldin in the second quarter for a 20-yard touchdown to put San Francisco ahead, 7-3. On the next drive, Niners SS Donte Whitner intercepted Rams QB Sam Bradford in the end zone with 4:06 left in the second quarter. The play set up an 8-play, 80-yard drive that culminated with a 34-yard rushing touchdown by 49ers RB Frank Gore. In the second play of the third quarter, Rams rookie LB Alec Ogletree stripped the football away from Gore, which was recovered by Rams FS Rodney McLeod. The fumble recovery was the first of McLeod's career while the forced fumble was the second of Ogletree's young career. Ogletree leads his rookie class in forced fumbles alongside Jacksonville's Johnathan Cyprien. The only NFL player with more fumbles forced is Quinn, who boasts three in only four games into the season. San Francisco increased their lead to 28-3 on a 12-yard touchdown pass from Kaepernick to TE Vernon Davis with 8:53 remaining in the third quarter and a 1-yard touchdown run by Anthony Dixon with 10:25 left in the fourth. Two drives after Dixon's score, Rams LB Ray Ray Armstrong recovered a fumble at the San Francisco 24-yard line with 6:49 left in regulation. The fumble recovery set up a 6-yard touchdown pass from Bradford to Rams TE Lance Kendricks. Rookie RB Benny Cunningham followed up with a successful two-point conversion on a rush up the middle, inching the Rams forward, 28-11. San Francisco retaliated with a 29-yard rushing touchdown by Kendall Hunter with 4:32 remaining. With the loss, the Rams dropped to 1-1 in division play.

STARTING LINEUPS

SAN FRANCISCO 49ERS

WR	81	A.Boldin	LDT	91	R.McDonald
LT	74	J.Staley	NT	90	G.Dorsey
LG	77	M.lupati	RDT	94	D.Smith
C	59	J.Goodwin	OLB	55	A.Brooks
RG	75	A.Boone	ILB	53	N.Bowman
RT	76	A.Davis	ILB	57	M.Wilhoite
TE	85	V.Davis	OLB	51	D.Skuta
TE	89	V.McDonald	LCB	22	C.Rogers
FB	49	B.Miller	RCB	25	T.Brown
RB	21	F.Gore	FS	35	E.Reid
QB	7	C.Kaepernick	SS	31	D.Whitner

ST. LOUIS RAMS

WR	13	C.Givens	LDE	91	C.Long
TE	89	J.Cook	LDT	98	K.Langford
LT	77	J.Long	RDT	90	W.Brockers
LG	65	C.Williams	RDE	94	R.Quinn
C	63	S.Wells	LLB	52	A.Ogletree
RG	62	H.Dahl	MLB	55	J.Laurinaitis
RT	72	J.Barksdale	RLB	51	W.Witherspoon
TE	88	L.Kendricks	LCB	31	C.Finnegan
WR	18	A.Pettis	RCB	21	J.Jenkins
QB	8	S.Bradford	FS	23	R.McLeod
RB	26	D.Richardson	SS	25	T.McDonald

ST. LOUIS SUBSTITUTIONS: K 4 G.Zuerlein, P 6 J.Hekker, WR 11 T.Austin, WR 12 S.Bailey, S 20 D.Stewart, CB 22 T.Johnson, S 27 M.Giordano, RB 30 Z.Stacy, CB 32 B.McGee, RB 34 C.Reynolds, RB 36 B.Cunningham, LS 44 J.McQuaide, TE 46 C.Harkey, LB 50 R.Armstrong, LB 53 D.Bates, C 61 T.Barnes, G 66 S.Smith, DT 71 M.Conrath, T 79 M.Starks, WR 83 B.Quick, DT 93 J.Cudjo, DE 97 E.Sims, DE 99 G.Rivers

SCORING SUMMARY

		1	2	3	4	OT	TOTAL	FIELD GOALS
VISITOR	San Francisco 49ers	0	14	7	14	0	35	P.Dawson 53WR, 71SH
HOME	St. Louis Rams	3	0	0	8	0	11	G.Zuerlein (40)

TEAM	Qtr	Clock Time	Play (Extra Point) (Drive Info)	Visitor	Home
Rams	1	7:09	G.Zuerlein 40 yd. Field Goal (5-35, 1:57)	0	3
49ers	2	6:22	A.Boldin 20 yd. pass from C.Kaepernick (P.Dawson kick) (7-80, 2:55)	7	3
49ers	2	0:37	F.Gore 34 yd. run (P.Dawson kick) (8-80, 3:19)	14	3
49ers	3	8:49	V.Davis 12 yd. pass from C.Kaepernick (P.Dawson kick) (11-88, 5:03)	21	3
49ers	4	10:15	A.Dixon 1 yd. run (P.Dawson kick) (2-3, 0:48)	28	3
Rams	4	5:44	L.Kendricks 6 yd. pass from S.Bradford (B.Cunningham run) (4-24, 0:57)	28	11
49ers	4	4:25	K.Hunter 29 yd. run (P.Dawson kick) (4-42, 1:19)	35	11

ST. LOUIS 34, JACKSONVILLE 20

October 6, 2013 - Edward Jones Dome - St. Louis, Mo.



WEATHER: Indoors - ATTENDANCE: 54,230 - KICKOFF: 12:00 p.m. CT

The Rams improved their home record to 2-1 after stepping out of conference play to host the Jacksonville Jaguars at the Edward Jones Dome. With their 34-20 win, St. Louis pushed their overall lead in the series to 3-1. QB Sam Bradford completed 19-of-34 passes for 222 yards and three touchdowns. He finished the game with a 105.3 passer rating, his highest of the season. The Rams are 7-1-1 when Bradford has a passer rating of 100.0 or better. A 67-yard touchdown pass from Jaguars QB Blaine Gabbert to WR Justin Blackmon on the third drive of the game put Jacksonville on the board first. Following Jacksonville's four-play drive of 93 yards, the Rams went on a 24-3 run heading into halftime. S Matt Giordano sparked the run on an 82-yard interception return for a touchdown with 3:30 remaining in the first quarter. His return nearly eclipsed his career-long of 83 yards, which also went for a touchdown, a feat he accomplished as a member of the Indianapolis Colts (9/7/2007 vs. New Orleans). With 0:18 left in the first quarter, Jaguars K Josh Scobee kicked a 48-yard field goal to inch Jacksonville ahead, 10-7. After Rams K Zuerlein kicked a 32-yard field goal early in the second quarter, Rams S Darian Stewart stripped and recovered a fumble at the Jacksonville 35-yard line. The play led to Bradford's first touchdown of the day – a 16-yard toss to TE Lance Kendricks. Near the close of the second quarter, Bradford found WR Austin Pettis in the end zone on a 4-yard pass with 0:31 remaining. The only score of the third quarter came from Scobee on a 34-yard kick, shrinking St. Louis' lead to 11 points. Both teams exchanged scores in the first three drives of the fourth quarter. In the first, Zuerlein kicked his eighth field goal of the season from 37 yards out. Jacksonville responded with a 12-play, 80-yard drive topped with a 4-yard touchdown pass from Gabbert to WR Cecil Shorts. Bradford sealed the game with his third touchdown of the day on a 4-yard completion to Pettis. The score marked Pettis' first multi-touchdown game of his career. Of his eight career touchdown receptions, seven have come from inside the red zone. Rookie RB Zac Stacy led the team in rushing with 78 yards and a 5.6-yard average in his first NFL start. In total, the team recorded 143 rushing yards, the highest sum since putting up 173 yards at Arizona on Nov. 25, 2012. With Sunday's win, the Rams are 3-0 against the Jaguars at home.

STARTING LINEUPS

JACKSONVILLE JAGUARS				ST. LOUIS RAMS							
WR	84	C.Shorts	LDE	93	T.Alualu	WR	13	C.Givens	LDE	91	C.Long
LT	76	L.Joeckel	DT	97	R.Miller	TE	89	J.Cook	LDT	98	K.Langford
LG	65	W.Rackley	DT	99	S.Marks	LT	77	J.Long	RDT	90	M.Brockers
C	63	B.Meester	LEO	58	J.Babin	LG	65	C.Williams	RDE	94	R.Quinn
RG	77	U.Nwaneri	OLB	55	G.Hayes	C	63	S.Wells	LLB	52	A.Ogletree
RT	67	A.Pasztor	MLB	51	P.Posluszny	RG	62	H.Dahl	MLB	55	J.Laurinaitis
TE	86	C.Harbor	OLB	50	R.Allen	RT	72	J.Barksdale	CB	27	M.Giordano
WR	14	J.Blackmon	LCB	24	W.Blackmon	TE	88	L.Kendricks	LCB	22	T.Johnson
WR	18	A.Sanders	RCB	23	A.Ball	TE	46	C.Harkey	RCB	21	J.Jenkins
RB	32	M.Jones-Drew	SS	37	J.Cyprien	QB	8	S.Bradford	FS	23	R.McLeod
QB	11	B.Gabbert	FS	26	J.Evans	RB	30	Z.Stacy	SS	20	D.Stewart

ST. LOUIS SUBSTITUTIONS: K 4 G.Zuerlein, P 6 J.Hekker, WR 11 T.Austin, WR 12 S.Bailey, WR 18 A.Pettis, RB 24 I.Peard, RB 26 D.Richardson, CB 32 B.McGee, RB 34 C.Reynolds, RB 36 B.Cunningham, S 38 C.Davis, LS 44 J.McQuaide, LB 50 R.Armstrong, LB 51 W.Witherspoon, LB 53 D.Bates, LB 58 J.Dunbar, C 61 T.Barnes, G 66 S.Smith, TE 82 M.McNeill, WR 83 B.Quick, DT 93 J.Cudjo, DE 97 E.Sims, DE 99 G.Rivers

SCORING SUMMARY

VISITOR	HOME	1	2	3	4	OT	TOTAL	FIELD GOALS
Jacksonville Jaguars	St. Louis Rams	10	0	3	7	0	20	J.Scobee (48) (34)
		7	17	0	10	0	34	G.Zuerlein (32) (37)

TEAM	Qtr	Clock	Play (Extra Point) (Drive Info)	Visitor		Home	
				Score	Time	Score	Time
Jaguars	1	10:31	J.Blackmon 67 yd. pass from B.Gabbert (J.Scobee kick)	7	1:57	7	0
Rams	1	3:08	M.Giordano 82 yd. interception return (G.Zuerlein kick)	7		7	7
Jaguars	1	0:13	J.Scobee 48 yd. Field Goal (7-50, 2:55)	10		7	7
Rams	2	12:03	G.Zuerlein 32 yd. Field Goal (8-66, 3:10)	10		10	10
Rams	2	11:34	L.Kendricks 16 yd. pass from S.Bradford (G.Zuerlein kick)	10	0:08	10	17
Rams	2	0:27	A.Pettis 4 yd. pass from S.Bradford (G.Zuerlein kick)	10	5:11	10	24
Jaguars	3	3:22	J.Scobee 34 yd. Field Goal (7-53, 1:52)	13		13	24
Rams	4	14:47	G.Zuerlein 37 yd. Field Goal (10-65, 3:35)	13		13	27
Jaguars	4	10:22	C.Shorts 4 yd. pass from C.Henne (J.Scobee kick)	20		20	27
Rams	4	5:45	A.Pettis 31 yd. pass from S.Bradford (G.Zuerlein kick)	20	4:37	20	34

FINAL TEAM STATISTICS

	JAGUARS	RAMS		JAGUARS	RAMS
TOTAL FIRST DOWNS	16	22	FGs - PATs Had Blocked	0-0	0-0
By Rushing	5	7	Net Punting Average	45.2	40.1
By Passing	11	12	TOTAL RETURN YARDAGE	5	97
By Penalty	0	3	No. and Yards Punt Returns	4-5	4-15
THIRD DOWN EFFICIENCY	3-12-25%	8-19-42%	No. and Yards Kickoff Returns	2-64	2-52
FOURTH DOWN EFFICIENCY	0-2-0%	0-0-0%	No. and Yards Interception Returns	0-0	2-82
TOTAL NET YARDS	363	351	PENALTIES Number and Yards	4-45	6-53
Total Offensive Plays	59	72	FUMBLES Number and Lost	3-1	1-0
Average gain per offensive play	6.2	4.9	TOUCHDOWNS	2	4
NET YARDS RUSHING	96	143	Rushing	0	0
Total Rushing Plays	25	36	Passing	2	3
Average gain per rushing play	3.8	4.0	Interceptions	0	1
Tackles for a loss-number and yards	4-9	0-0	EXTRA POINTS Made-Attempts	2-2	4-4
NET YARDS PASSING	267	208	Kicking Made-Attempts	2-2	4-4
Times thrown	2-3	2-14	FIELD GOALS Made-Attempts	2-2	2-2
Gross yards passing	270	222	RED ZONE EFFICIENCY	1-3-33%	2-5-40%
PASS ATT-COMP-HAD INT	32-16-2	34-19-0	GOAL TO GO EFFICIENCY	1-2-50%	1-2-50%
Avg gain per pass play	7.9	5.8	SAFETIES	0	0
KICKOFFS Number-In End Zone-TB	5-5-3	7-7-5	FINAL SCORE	20	34
PUNTS Number and Average	5-48.2	7-40.9	TIME OF POSSESSION	24:41	35:19
Had Blocked	0	0			

FINAL INDIVIDUAL STATISTICS

JACKSONVILLE JAGUARS								ST. LOUIS RAMS							
RUSHING								RUSHING							
M.Jones-Drew	ATT	YDS	AVG	LG	TD			Z.Stacy	ATT	YDS	AVG	LG	TD		
J.Todman	3	16	5.3	9	0			D.Richardson	13	48	3.7	13	0		
B.Gabbert	3	6	2.0	4	0			B.Cunningham	4	13	3.3	6	0		
J.Forsett	1	2	2.0	2	0			S.Bradford	5	4	0.8	5	0		
C.Henne	1	2	2.0	2	0			Total	36	143	4.0	13	0		
Total	25	96	3.8	20	0										
PASSING								PASSING							
B.Gabbert	ATT	CMP	YDS	SK/YD	TD	LG	IN	S.Bradford	ATT	CMP	YDS	SK/YD	TD	LG	IN
C.Henne	19	9	181	2/3	1	67	2	Total	34	19	222	2/14	3	31	0
Total	32	16	270	2/3	2	67	2								
RECEIVING								RECEIVING							
J.Blackmon		NO	YDS	AVG	LG	TD		A.Pettis		NO	YDS	AVG	LG	TD	
C.Shorts		5	74	14.8	28	1		L.Kendricks		4	49	12.3	31	2	
C.Harbor		3	39	13.0	21	0		T.Austin		4	37	9.3	16	1	
M.Jones-Drew		2	16	8.0	10	0		J.Cook		3	26	8.7	14	0	
W.Ta'ufou		1	5	5.0	5	0		B.Quick		2	45	22.5	28	0	
Total		16	270	16.9	67	2		C.Givens		2	16	8.0	15	0	
								C.Harkey		1	17	17.0	17	0	
								Total		19	222	11.7	31	3	
INTERCEPTIONS								INTERCEPTIONS							
Total		0	0	0.0	0	0		M.Giordano		1	82	82.0	82	1	
								J.Laurinaitis		1	0	0.0	0	0	
								Total		2	82	41.0	82	1	
PUNTING								PUNTING							
B.Anger		NO	YDS	AVG	NET	TB/120	LG	J.Hekker		NO	YDS	AVG	NET	TB/120	LG
Total		5	241	48.2	45.2	0/1	54	Total		7	286	40.9	40.1	0/2	56
PUNT RETURNS								PUNT RETURNS							
A.Sanders		NO	YDS	AVG	FC	LG	TD	T.Austin		NO	YDS	AVG	FC	LG	TD
Total		4	5	1.3	1	4	0	Total		4	15	3.8	0	11	0
KICKOFF RETURNS								KICKOFF RETURNS							
J.Todman		NO	YDS	AVG	FC	LG	TD	B.Cunningham		NO	YDS	AVG	FC	LG	TD
Total		2	64	32.0	0	37	0	Total		2	52	26.0	0	32	0

DEFENSIVE STATISTICS (Based on coaches' film review)

PLAYER	T	S	A	S-YDS	I-YDS	PD	FF	FR	PLAYER	T	S	A	S-YDS	I-YDS	PD	FF	FR
J.Laurinaitis	10	7	3	0.0-0	1-0	0	0	0	J.Cudjor	3	1	2	0.0-0	0-0	0	0	0
A.Ogletree	7	6	1	0.0-0	0-0	1	0	0	J.Dunbar	3	1	2	0.0-0	0-0	0	0	0
D.Stewart	6	4	2	0.0-0	0-0	0	1	1	M.Giordano	3	1	2	0.0-0	1-82	0	0	0
T.Johnson	5	3	2	0.0-0	0-0	1	0	0	C.Long	3	2	1	1.0-0	0-0	0	1	0
M.Brockers	4	2	2	1.0-3	0-0	0	1	0	R.McLeod	3	3	0	0.0-0	0-0	1	0	0
J.Jenkins	4	3	1	0.0-0	0-0	1	0	0	R.Quinn	3	2	1	0.0-0	0-0	0	0	0
K.Langford	4	3	1	0.0-0	0-0	1	0	0	E.Sims	1	1	0	0.0-0	0-0	0	0	0
									TOTAL	59	39	20	2.0-3	2-82	5	3	1

ST. LOUIS 38, HOUSTON 13

October 13, 2013 - Reliant Stadium - Houston, Texas



WEATHER: Indoors - ATTENDANCE: 71,747 - TIME: 12:03 p.m. CT

The St. Louis Rams defeated the two-time defending AFC South champion Houston Texans, 38-13, in just their third all-time meeting. The Rams improved to 2-1 in the series and reached their highest point total since scoring 41 against the Minnesota Vikings in 2006. For the second week in a row, St. Louis entered halftime with a double-digit lead following two touchdown tosses from QB Sam Bradford and a 42-yard field goal by K Greg Zuerlein. Bradford finished with three touchdowns on the day, completing 12-of-16 passes for 117 yards and a career-high quarterback rating of 134.6. With 6:05 remaining in the first quarter, Bradford connected with TE Cory Harkey on a 2-yard touchdown pass. The play capped a six-play drive of 65 yards, and marked Harkey's first NFL touchdown and the Rams' first offensive touchdown of the year in the first quarter. The drive also included Bradford's 1,000th career completion – a 13-yard pass to WR Chris Givens on second-and-10 that sent St. Louis to Houston's 12-yard line. In the first play of Houston's ensuing drive, DT Michael Brockers registered the Rams first of five sacks, and his first of two, on the day. Seven plays later, LB Alec Ogletree forced his third career fumble, which was recovered by fellow backer James Laurinaitis and returned for a career-long 43 yards. The turnover resulted in Zuerlein's second-quarter field goal and put the Rams up, 10-0. Ogletree is now tied for second-most caused fumbles in the NFL alongside fellow rookie Johnathan Cyprien of Jacksonville, topped only by Rams DE Robert Quinn who leads the league with four. By the close of the second quarter, Houston kicked two field goals of 20 and 35 yards, respectively, while Bradford found TE Lance Kendricks for another 2-yard completion in the end zone. Kendricks has scored a touchdown in three consecutive games while Bradford pushed his current streak of consecutive games with a touchdown pass to 10. The Rams increased their lead to a season-high 25 points, following Bradford's third touchdown pass and scores on defense and special teams. Bradford's final touchdown pass went to WR Brian Quick on a four-yard slant with 7:42 left in the quarter. The 10-play drive of 80 yards was highlighted by a 14-yard rush from rookie RB Zac Stacy and 45 receiving yards from TE Jared Cook. On the ensuing kickoff, S Rodney McLeod delivered a hard hit to Houston returner Keshawn Martin, forcing the ball out and into the hands of rookie LB Daren Bates who snagged it midair and returned it for 11 yards into the end zone. QB T.J. Yates replaced Matt Schaub in the next drive who was injured on a DE Chris Long sack. On fourth-and-3 from the St. Louis 6-yard line, Ogletree registered his first NFL interception and returned it for 98 yards and a touchdown. Ogletree's interception return was the longest by a rookie linebacker in NFL history and the second-longest in franchise history behind Johnnie Johnson's 99-yard return in 1980. Atop the fourth quarter, CB Janoris Jenkins intercepted Yates in the end zone, marking the second-year pro's sixth career interception. Jenkins' play left the Rams with a plus-four takeaway margin, the first time they've reached that mark since 2010. Each of the Rams' defensive takeaways occurred in the red zone and the team limited Houston to a red zone efficiency of 17 percent (1-of-6). The Rams defense did not relinquish a touchdown until there was 3:25 remaining in regulation in which Texans RB Ben Tate found the end zone on a 1-yard rush on third-and-goal. With the win, St. Louis has improved to 3-3 on the year, outscoring their last two opponents, 72-33. The Rams' 25-point margin of victory was the highest since the Rams beat the Vikings, 48-17, in 2003. Coach Jeff Fisher saw his 152nd regular season win as a head coach and the victory also marked the Rams' first road win since their 2012 meeting with the Tampa Bay Buccaneers.

STARTING LINEUPS

ST. LOUIS RAMS

WR	13	C.Givens	LDE	91	C.Long
TE	46	C.Harkey	LDT	98	K.Langford
LT	77	J.Long	RDT	90	M.Brockers
LG	65	C.Williams	RDE	94	R.Quinn
C	63	S.Wells	RLB	58	J.Dunbar
RG	62	H.Dahl	MLB	55	J.Laurinaitis
RT	72	J.Barksdale	LLB	52	A.Ogletree
WR	83	B.Quick	LCB	22	T.Johnson
QB	8	S.Bradford	RCB	21	J.Jenkins
RB	30	Z.Stacy	FS	23	R.McLeod
TE	88	L.Kendricks	SS	20	D.Stewart

HOUSTON TEXANS

WR	80	A.Johnson	DE	99	J.Watt
LT	76	D.Brown	NT	92	E.Mitchell
LG	74	W.Smith	DE	94	A.Smith
C	55	C.Myers	SLB	58	B.Reed
RG	79	B.Brooks	MLB	56	B.Cushing
RT	75	D.Newton	MLB	53	J.Mays
TE	88	G.Graham	WLB	59	W.Mercilus
WR	10	D.Hopkins	LCB	25	K.Jackson
QB	8	M.Schaub	RCB	24	J.Joseph
FB	33	G.Jones	SS	38	D.Manning
RB	23	A.Foster	FS	20	E.Reed

ST. LOUIS SUBSTITUTIONS: K 4 G.Zuerlein, P 6 J.Hekker, WR 11 T.Austin, WR 12 S.Bailey, WR 18 A.Pettis, RB 26 D.Richardson, S 27 M.Giordano, CB 32 B.McGee, RB 34 C.Reynolds, RB 36 B.Cunningham, S 38 C.Davis, LS 44 J.McQuaide, LB 50 R.Armstrong, LB 51 W.Witherspoon, LB 53 D.Bates, C 61 T.Barnes, G 66 S.Smith, TE 82 M.McNeill, TE 89 J.Cook, DE 97 E.Sims, DT 93 J.Cudjo, DE 95 W.Hayes

SCORING SUMMARY

VISITOR	St. Louis Rams	1	2	3	4	OT	TOTAL	FIELD GOALS
HOME	Houston Texans	7	10	21	0	0	38	G.Zuerlein (42)
		0	6	0	7	0	13	R.Bullock (20) (35)

TEAM	Qtr	Clock Time	Play (Extra Point) (Drive Info)	Visitor	Home
Rams	1	5:59	C.Harkey 2 yd. pass from S.Bradford (G.Zuerlein kick) (6-65, 2:48)	7	0
Rams	2	13:22	G.Zuerlein 42 yd. Field Goal (6-19, 3:22)	10	0
Texans	2	8:21	R.Bullock 20 yd. Field Goal (8-78, 5:01)	10	3
Rams	2	2:43	L.Kendricks 2 yd. pass from S.Bradford (G.Zuerlein kick) (10-80, 5:38)	17	3
Texans	2	0:49	R.Bullock 35 yd. Field Goal (8-63, 1:54)	17	6
Rams	3	7:42	B.Quick 4 yd. pass from S.Bradford (G.Zuerlein kick) (10-80, 5:20)	24	6
Rams	3	7:36	D.Bates 11 yd. fumble return (G.Zuerlein kick)	31	6
Rams	3	0:36	A.Ogletree 98 yd. interception return (G.Zuerlein kick)	38	6
Texans	4	3:15	B.Tate 1 yd. run (R.Bullock kick) (12-47, 6:02)	38	13

FINAL TEAM STATISTICS

	RAMS	TEXANS		RAMS	TEXANS
TOTAL FIRST DOWNS	15	27	FGs - PATs Had Blocked	0-0	0-0
By Rushing	4	9	Net Punting Average	43.0	29.0
By Passing	9	13	TOTAL RETURN YARDAGE	103	6
By Penalty	2	5	No. and Yards Punt Returns	0-0	2-6
THIRD DOWN EFFICIENCY	3-7-43%	6-14-43%	No. and Yards Kickoff Returns	3-64	4-97
FOURTH DOWN EFFICIENCY	0-0-0%	2-3-67%	No. and Yards Interception Returns	2-103	0-0
TOTAL NET YARDS	216	420	PENALTIES Number and Yards	9-74	7-95
Total Offensive Plays	41	73	FUMBLES Number and Lost	0-0	3-2
Average gain per offensive play	5.3	5.8	TOUCHDOWNS	5	1
NET YARDS RUSHING	99	153	Rushing	0	1
Total Rushing Plays	25	30	Passing	3	0
Average gain per rushing play	4.0	5.1	Interceptions	1	0
Tackles for a loss-number and yards	2-4	2-3	Fumbles	1	0
NET YARDS PASSING	117	267	EXTRA POINTS Made-Attempts	5-5	1-1
Times thrown	0-0	5-17	Kicking Made-Attempts	5-5	1-1
Gross yards passing	117	284	FIELD GOALS Made-Attempts	1-1	2-2
PASS ATT-COMP-HAD INT	16-12-0	38-27-2	RED ZONE EFFICIENCY	3-3-100%	1-5-20%
Avg gain per pass play	7.3	6.2	GOAL TO GO EFFICIENCY	3-3-100%	1-2-50%
KICKOFFS Number-In End Zone-TB	7-6-2	4-2-1	SAFETIES	0	0
PUNTS Number and Average	3-45.0	2-39.0	FINAL SCORE	38	13
Had Blocked	0	0	TIME OF POSSESSION	24:50	35:10

FINAL INDIVIDUAL STATISTICS

ST. LOUIS RAMS								HOUSTON TEXANS								
RUSHING								RUSHING								
Z.Stacy	ATT	YDS	AVG	LG	TD			A.Foster	ATT	YDS	AVG	LG	TD			
B.Cunningham	3	11	3.7	7	0			B.Tate	10	12	1.2	4	1			
D.Richardson	3	5	1.7	4	0			Total	30	153	5.1	23	1			
S.Bradford	1	4	4.0	4	0											
Total	25	99	4.0	18	0											
PASSING								PASSING								
S.Bradford	ATT	CMP	YDS	SK/YD	TD	LG	IN	M.Schaub	ATT	CMP	YDS	SK/YD	TD	LG	IN	
Total	16	12	117	0/0	3	34	0	T.Yates	17	12	98	2/7	0	20	2	
								Total	38	27	284	5/17	0	41	2	
RECEIVING								RECEIVING								
J.Cook	NO	YDS	AVG	LG	TD			A.Johnson	NO	YDS	AVG	LG	TD			
C.Givens	2	45	22.5	34	0			A.Foster	4	57	14.3	41	0			
Z.Stacy	2	11	5.5	6	0			D.Hopkins	3	47	15.7	22	0			
D.Richardson	1	18	18.0	18	0			B.Tate	3	16	5.3	10	0			
A.Pettis	1	12	12.0	12	0			G.Graham	2	25	12.5	20	0			
B.Quick	1	4	4.0	4	1			R.Griffin	2	18	9.0	10	0			
T.Austin	1	3	3.0	3	0			L.Jean	2	14	7.0	8	0			
L.Kendricks	1	2	2.0	2	1			K.Martin	2	12	6.0	7	0			
C.Harkey	1	2	2.0	2	1			G.Jones	1	4	4.0	4	0			
Total	12	117	9.8	34	3			D.Posey	1	3	3.0	3	0			
								Total	27	284	10.5	41	0			
INTERCEPTIONS								INTERCEPTIONS								
A.Ogletree	NO	YDS	AVG	LG	TD			Total	0	0	0	0	0	0		
J.Jenkins	1	98	98.0	98	1											
Total	2	103	51.5	98	1											
PUNTING								PUNTING								
J.Hekker	NO	YDS	AVG	NET	TB/20	LG			S.Lechler	NO	YDS	AVG	NET	TB/20	LG	
Total	3	135	45.0	43.0	0/1	47			Total	2	78	39.0	29.0	1/0	44	
								Total	2	78	39.0	29.0	1/0	44		
PUNT RETURNS								PUNT RETURNS								
Total	0	0	0	0	0	0			S.Keo	NO	YDS	AVG	FC	LG	TD	
								Total	2	6	3.0	0	4	0		
								Total	2	6	3.0	0	4	0		
KICKOFF RETURNS								KICKOFF RETURNS								
B.Cunningham	NO	YDS	AVG	FC	LG	TD			K.Martin	NO	YDS	AVG	FC	LG	TD	
T.Austin	2	56	28.0	0	30	0			D.Manning	1	18	18.0	0	18	0	
Total	3	64	21.3	0	30	0			Total	4	97	24.3	0	39	0	

DEFENSIVE STATISTICS (Based on coaches' film review)

PLAYER	T	S	A	S-YDS	I-YDS	PD	FF	FR	PLAYER	T	S	A	S-YDS	I-YDS	PD	FF	FR
A.Ogletree	11	10	1	0.0-0	1-98	0	1	0	C.Long	3	2	1	1.0-6	0-0	1	0	0
J.Dunbar	10	6	4	0.0-0	0-0	0	0	0	J.Jenkins	2	2	0	1.0-0	1-5	0	0	0
T.Johnson	8	6	2	0.0-0	0-0	1	0	0	E.Sims	2	2	0	0.0-0	0-0	0	0	0
K.Langford	8	7	1	0.0-0	0-0	0	0	0	J.Cudjo	1	1	0	0.0-0	0-0	0	0	0
J.Laurinaitis	8	5	3	0.0-0	0-0	0	0	1	M.Giordano	1	1	0	0.0-0	0-0	0	0	0
M.Brockers	7	7	0	2.0-4	0-0	0	0	0	W.Witherspoon	1	1	0	0.0-0	0-0	1	0	0
R.McLeod	6	4	2	0.0-0	0-0	0	0	0	R.Quinn	0	0	0	1.0-7	0-0	0	1	0
W.Hayes	4	2	2	0.0-0	0-0	0	0	0	TOTAL	73	57	16	5.0-17	2-103	3	2	1



WEATHER: Sunny, 68° - ATTENDANCE: 72,716 - KICKOFF: 12:03 p.m. CT

The Carolina Panthers defeated the St. Louis Rams, 30-15, in the teams' 19th meeting. Carolina extended their lead in the series to 11-8. On the first play from scrimmage, Panthers CB Captain Munnerylyn intercepted QB Sam Bradford and returned it 45 yards for the score. With 5:23 left in the opening quarter, Rams DE Eugene Sims tackled FB Mike Tolbert in the end zone for a safety. With the play, St. Louis became the first team to score first quarter points against the Panthers this season. Defensively, the Rams earned two sacks in the first quarter from DE Robert Quinn and LB James Laurinaitis. Quinn's sack came on third-and-22 and marked his seventh sack of the season. Laurinaitis' sack was his first of the season and 10th of his career. He also led the team in tackles for the second consecutive week with 12. The home team entered halftime with the 17-5 advantage after both teams exchanged field goals and Tolbert found the end zone on a 1-yard rush with 1:05 left in the half. Shortly after Carolina hit their second field goal with 6:49 remaining in the third, St. Louis put together a 3-play scoring drive of 80 yards to make it 20-12. WR Brian Quick hauled in a career-long 73 yard reception on the drive, and conversely, the throw was Bradford's longest of the season. The play set up RB Zac Stacy to score on a 4-yard catch, marking the rookie's first touchdown as an NFL player. The Panthers responded on their ensuing possession with an 8-play, 72-yard drive capped by a 19-yard touchdown pass from QB Cam Newton to WR Steve Smith. Both teams tacked on field goals in the fourth quarter for the final scores of the game. Zuerlein's two kicks of 28 and 42 yards, left him a perfect 11-for-11 on the year, and 13-for-13 for field goals dating back to the 2012 season.

STARTING LINEUPS

ST. LOUIS RAMS

WR	13	C.Givens	LDE	91	C.Long
TE	46	C.Harkey	LDT	98	K.Langford
LT	77	J.Long	RDT	90	M.Brockers
LG	65	C.Williams	RDE	94	R.Quinn
C	63	S.Wells	SS	27	M.Giordano
RG	62	H.Dahl	MLB	55	J.Laurinaitis
RT	72	J.Barksdale	LLB	52	A.Ogletree
WR	83	B.Quick	LCB	22	T.Johnson
QB	8	S.Bradford	RCB	21	J.Jenkins
RB	30	Z.Stacy	FS	23	R.McLeod
TE	88	L.Kendricks	SS	20	D.Stewart

CAROLINA PANTHERS

WR	89	S.Smith	LDE	95	C.Johnson
LT	69	J.Gross	LDT	91	C.Cole
LG	70	T.Wharton	RDT	98	S.Lotulelei
C	67	R.Kallil	RDE	76	G.Hardy
RG	75	C.Scott	SLB	58	T.Davis
RT	77	B.Bell	MLB	59	L.Kuechly
TE	88	G.Olsen	WLB	93	C.Blackburn
WR	11	B.LaFell	LCB	22	J.Thomas
QB	1	C.Newton	RCB	41	C.Munnerylyn
RB	34	De.Williams	SS	27	Q.Mikell
WR	19	T.Ginn	FS	21	M.Mitchell

ST. LOUIS SUBSTITUTIONS: K 4 G.Zuerlein, P 6 J.Hekker, QB 10 K.Clemens, WR 11 T.Austin, WR 12 S.Bailey, WR 18 A.Pettis, RB 26 D.Richardson, CB 32 B.McGee, RB 34 C.Reynolds, S 38 C.Davis, LS 44 J.McQuaide, LB 50 R.Armstrong, LB 51 W.Witherspoon, LB 53 D.Bates, LB 58 J.Dunbar, C 61 T.Barnes, G 66 S.Smith, T 76 R.Saffold, TE 82 M.McNeill, TE 89 J.Cook, DT 93 J.Cudjo, DE 95 W.Hayes, DE 97 E.Sims

SCORING SUMMARY

	1	2	3	4	OT	TOTAL	FIELD GOALS
VISITOR St. Louis Rams	2	3	7	3	0	15	G.Zuerlein (28) (42)
HOME Carolina Panthers	7	10	10	3	0	30	G.Gano (37) (31) (50)

TEAM	Qtr	Clock Time	Play (Extra Point) (Drive Info)	Visitor	Home
Panthers	1	14:39	C.Munnerylyn 45 yd. interception return (G.Gano kick)	0	7
Rams	1	5:23	M.Tolbert tackled in end zone by E.Sims for a Safety	2	7
Panthers	2	14:12	G.Gano 37 yd. Field Goal (9-44, 4:30)	2	10
Rams	2	5:25	G.Zuerlein 28 yd. Field Goal (15-70, 8:47)	5	10
Panthers	2	1:05	M.Tolbert 1 yd. run (G.Gano kick) (8-80, 4:20)	5	17
Panthers	3	6:46	G.Gano 31 yd. Field Goal (13-61, 8:14)	5	20
Rams	3	5:22	Z.Stacy 4 yd. pass from S.Bradford (G.Zuerlein kick) (3-80, 1:24)	12	20
Panthers	3	0:19	S.Smith 19 yd. pass from C.Newton (G.Gano kick) (8-72, 5:03)	12	27
Panthers	4	11:32	G.Gano 50 yd. Field Goal (5-20, 2:53)	12	30
Rams	4	9:09	G.Zuerlein 42 yd. Field Goal (9-56, 2:23)	15	30

FINAL TEAM STATISTICS

	RAMS	PANTHERS		RAMS	PANTHERS
TOTAL FIRST DOWNS	15	21	FGs - PATs Had Blocked	0-0	0-0
By Rushing	3	8	Net Punting Average	40.0	42.7
By Passing	10	9	TOTAL RETURN YARDAGE	26	44
By Penalty	2	4	No. and Yards Punt Returns	3-26	1-1
THIRD DOWN EFFICIENCY	4-13-31%	2-9-22%	No. and Yards Kickoff Returns	3-73	2-54
FOURTH DOWN EFFICIENCY	0-2-0%	0-0-0%	No. and Yards Interception Returns	0-0	1-45
TOTAL NET YARDS	317	282	PENALTIES Number and Yards	8-68	7-59
Total Offensive Plays	59	57	FUMBLES Number and Lost	4-2	1-0
Average gain per offensive play	5.4	4.9	TOUCHDOWNS	1	3
NET YARDS RUSHING	63	102	Rushing	0	1
Total Rushing Plays	21	38	Passing	1	1
Average gain per rushing play	3.0	2.7	Interceptions	0	1
Tackles for a loss-number and yards	5-11	7-11	EXTRA POINTS Made-Attempts	1-1	3-3
NET YARDS PASSING	254	180	Kicking Made-Attempts	1-1	3-3
Times thrown	4-20	2-24	FIELD GOALS Made-Attempts	2-2	3-3
Gross yards passing	274	204	RED ZONE EFFICIENCY	1-3-33%	2-4-50%
PASS ATT-COMP-HAD INT	34-23-1	17-15-0	GOAL TO GO EFFICIENCY	1-3-33%	1-2-50%
Avg gain per pass play	6.7	9.5	SAFETIES	1	0
KICKOFFS Number-In End Zone-TB	4-4-2	8-7-5	FINAL SCORE	15	30
PUNTS Number and Average	4-39.8	3-51.3	TIME OF POSSESSION	26:40	33:20
Had Blocked	0	0			

FINAL INDIVIDUAL STATISTICS

ST. LOUIS RAMS								CAROLINA PANTHERS							
RUSHING								RUSHING							
Z.Stacy	ATT	YDS	AVG	LG	TD			De.Williams	ATT	YDS	AVG	LG	TD		
D.Richardson	3	9	3.0	10	0			M.Tolbert	13	36	2.8	8	1		
S.Bradford	1	1	1.0	1	0			C.Newton	10	26	2.6	13	0		
Total	21	63	3.0	21	0			Total	38	102	2.7	13	1		
PASSING								PASSING							
S.Bradford	ATT	CMP	YDS	SK/YD	TD	LG	IN	C.Newton	ATT	CMP	YDS	SK/YD	TD	LG	IN
K.Clemens	4	2	19	2/12	0	10	0	Total	17	15	204	2/24	1	25	0
Total	34	23	274	4/20	1	73	0								
RECEIVING								RECEIVING							
T.Austin	NO	YDS	AVG	LG	TD			S.Smith	NO	YDS	AVG	LG	TD		
Z.Stacy	4	34	8.5	25	1			G.Olsen	4	47	11.8	25	0		
J.Cook	4	33	8.3	13	0			B.LaFell	3	35	11.7	18	0		
B.Quick	2	97	48.5	73	0			T.Ginn	2	34	17.0	22	0		
A.Pettis	2	17	8.5	11	0			De.Williams	1	19	19.0	19	0		
C.Harkey	2	14	7.0	8	0			Total	15	204	13.6	25	1		
L.Kendricks	2	7	3.5	4	0										
C.Givens	1	24	24.0	24	0										
D.Richardson	1	9	9.0	9	0										
Total	23	274	11.9	73	1										
INTERCEPTIONS								INTERCEPTIONS							
None	NO	YDS	AVG	LG	TD			C.Munnerlyn	NO	YDS	AVG	LG	TD		
								Total	1	45	45.0	45	1		
PUNTING								PUNTING							
J.Hekker	NO	YDS	AVG	NET	TB/120	LG		B.Nortman	NO	YDS	AVG	NET	TB/120	LG	
Total	4	159	39.8	40.0	0/0	52		Total	3	154	51.3	42.7	0/1	56	
PUNT RETURNS								PUNT RETURNS							
T.Austin	NO	YDS	AVG	FC	LG	TD		T.Ginn	NO	YDS	AVG	FC	LG	TD	
Total	3	26	8.7	0	20	0		Total	1	-1	-1.0	0	-1	0	
KICKOFF RETURNS								KICKOFF RETURNS							
T.Austin	NO	YDS	AVG	FC	LG	TD		T.Ginn	NO	YDS	AVG	FC	LG	TD	
Total	3	73	24.3	0	32	0		Total	2	54	27.0	0	28	0	

DEFENSIVE STATISTICS (Based on coaches' film review)

PLAYER	T	S	A	S-YDS	I-YDS	PD	FF	FR	PLAYER	T	S	A	S-YDS	I-YDS	PD	FF	FR
J.Laurinaitis	12	9	3	1-13	0-0	0	0	0	R.Quinn	5	4	1	1-11	0-0	0	0	0
T.Johnson	9	8	1	0-0	0-0	0	0	0	E.Sims	5	5	0	0-0	0-0	0	0	0
J.Dunbar	7	4	3	0-0	0-0	0	0	0	J.Cudjo	3	0	3	0-0	0-0	0	0	0
A.Ogletree	7	6	1	0-0	0-0	0	0	0	C.Long	3	1	2	0-0	0-0	0	0	0
K.Langford	6	3	3	0-0	0-0	0	0	0	M.Brockers	2	0	2	0-0	0-0	0	0	0
D.Stewart	6	6	0	0-0	0-0	0	0	0	J.Jenkins	2	2	0	0-0	0-0	0	0	0
W.Hayes	5	1	4	0-0	0-0	0	0	0	M.Giordano	1	1	0	0-0	0-0	0	0	0
R.McLeod	5	2	3	0-0	0-0	2	0	0	TOTAL	78	52	26	2-24	0-0	2	0	0



WEATHER: Indoors - ATTENDANCE: 55,966 - KICKOFF: 7:30 p.m. CT

Behind just five points with four seconds remaining in regulation, the St. Louis Rams came up one yard short and fell to the Seattle Seahawks, 14-9. Despite the loss, the Rams rushed for a season-high 200 yards, led by rookie RB Zac Stacy with 134 yards and a 5.2-yard average. Stacy's career-best showing was the best rushing performance by a rookie since Steven Jackson recorded 147 yards on Dec. 27, 2004. The Rams' rushing efforts marked the first time that St. Louis eclipsed the 200-yard mark since 2008 and the 14th time that the team accomplished the feat since moving to St. Louis in 1995. Against the National Football League's second-ranked rushing attack, the Rams held Seattle RB Marshawn Lynch to his lowest total on the ground in more than two years. Lynch finished with eight carries for 23 yards, his fewest since gaining 11 on six rushing attempts against the Pittsburgh Steelers on Sept. 18, 2011. Overall, the Rams limited the Seahawks to 135 net yards, which stood as Seattle's lowest total since 2009. In the first quarter alone, St. Louis held their division opponent to -1 total yard, while generating 75 of their own. By the close of the first quarter, the Rams led the Seahawks 3-0 following a seven-play drive of 31 yards capped by a 33-yard field goal from K Greg Zuerlein. QB Kellen Clemens threw 4-of-5 completions on the scoring drive that featured a 26-yard toss to WR Austin Pettis on third-and-9. With 8:33 remaining in the second quarter, Seattle CB Richard Sherman intercepted Clemens and returned it 38 yards. The turnover led to a 2-yard touchdown pass from Seahawks QB Russell Wilson to WR Golden Tate. In the first half, Stacy rushed for 76 yards on 13 carries. The Rams had five rushes of 10 or more yards, four of which belonged to Stacy who averaged 5.8 yards per carry. Zuerlein hit his second field goal of the night with 4:55 left in the third quarter from 28 yards out. Seattle responded on their ensuing possession with an 80-yard touchdown pass from Wilson to Tate. The Rams' final score of the game came with 12:56 left in the fourth quarter on a 27-yard field goal by Zuerlein. Defensively, Rams DE Robert Quinn matched his single-game career high in sacks with a trio of takedowns in the first half. Quinn's performance pushed his season total to 10 sacks to lead the NFC. Opposite of Quinn, Rams DE Chris Long chimed in with three sacks of his own, bringing his season and career totals to 5.5 and 48, respectively. DE Will Hayes added a sack in the first quarter to help the Rams establish a season-high seven sacks.

STARTING LINEUPS

SEATTLE SEAHAWKS

WR	18	S.Rice	LDE	79	R.Bryant
LT	67	P.McQuistan	LDT	99	T.McDaniel
LG	77	J.Carpenter	RDT	92	B.Mebane
C	60	M.Unger	RDE	91	C.Clemens
RG	64	J.Sweezy	OLB	51	B.Irvin
RT	73	M.Bowie	MLB	54	B.Wagner
TE	86	Z.Miller	OLB	50	K.Wright
WR	81	G.Tate	LCB	25	R.Sherman
QB	3	R.Wilson	RCB	39	B.Browner
TE	82	L.Wilson	SS	31	K.Chancellor
RB	24	M.Lynch	FS	29	E.Thomas

ST. LOUIS RAMS

WR	13	C.Givens	LDE	91	C.Long
TE	89	J.Cook	LDT	98	K.Langford
LT	77	J.Long	RDT	90	M.Brockers
LG	65	C.Williams	RDE	94	R.Quinn
C	63	S.Wells	LLB	52	A.Ogletree
RG	62	H.Dahl	MLB	55	J.Laurinaitis
RT	72	J.Barksdale	RLB	58	J.Dunbar
TE	88	L.Kendricks	LCB	22	T.Johnson
TE	46	C.Harkey	RCB	21	J.Jenkins
QB	10	K.Clemens	FS	23	R.McLeod
RB	30	Z.Stacy	SS	20	D.Stewart

ST. LOUIS SUBSTITUTIONS: K 4 G.Zuerlein, P 6 J.Hekker, WR 11 T.Austin, WR 12 S.Bailey, WR 18 A.Pettis, RB 26 D.Richardson, S 27 M.Giordano, CB 31 C.Finnegan, CB 32 B.McGee, RB 34 C.Reynolds, S 38 C.Davis, LS 44 J.McQuaide, LB 50 R.Armstrong, LB 51 W.Witherspoon, LB 53 D.Bates, C 61 T.Barnes, G 66 S.Smith, T 76 R.Saffold, TE 82 M.McNeill, WR 83 B.Quick, DT 93 J.Cudjop, DE 95 W.Hayes, DE 97 E.Sims

SCORING SUMMARY

VISITOR	Seattle Seahawks	1	2	3	4	OT	TOTAL	FIELD GOALS
HOME	St. Louis Rams	0	7	7	0	0	14	G.Zuerlein (33) (28) (27) 50WR
		3	0	3	3	0	9	

TEAM	Qtr	Clock	Play (Extra Point) (Drive Info)	Visitor	Home
Rams	1	4:37	G.Zuerlein 33 yd. Field Goal (7-31, 3:27)	0	3
Seahawks	2	5:37	G.Tate 2 yd. pass from R.Wilson (S.Hauschka kick) (6-26, 2:41)	7	3
Rams	3	4:01	G.Zuerlein 28 yd. Field Goal (10-37, 5:51)	7	6
Seahawks	3	3:45	G.Tate 80 yd. pass from R.Wilson (S.Hauschka kick) (2-80, 0:16)	14	6
Rams	4	12:51	G.Zuerlein 27 yd. Field Goal (11-69, 5:54)	14	9

FINAL TEAM STATISTICS

	SEAHAWKS	RAMS		SEAHAWKS	RAMS
TOTAL FIRST DOWNS	7	23	FGs - PATs Had Blocked	0-0	0-0
By Rushing	1	12	Net Punting Average	44.0	43.3
By Passing	4	7	TOTAL RETURN YARDAGE	55	7
By Penalty	2	4	No. and Yards Punt Returns	3-9	4-7
THIRD DOWN EFFICIENCY	2-11-18%	5-14-36%	No. and Yards Kickoff Returns	0-0	3-79
FOURTH DOWN EFFICIENCY	0-0-0%	0-1-0%	No. and Yards Interception Returns	2-46	0-0
TOTAL NET YARDS	135	339	PENALTIES Number and Yards	10-83	8-53
Total Offensive Plays	40	71	FUMBLES Number and Lost	1-0	1-0
Average gain per offensive play	3.4	4.8	TOUCHDOWNS	2	0
NET YARDS RUSHING	44	200	Rushing	0	0
Total Rushing Plays	15	37	Passing	2	0
Average gain per rushing play	2.9	5.4	EXTRA POINTS Made-Attempts	2-2	0-0
Tackles for a loss-number and yards	3-5	0-0	Kicking Made-Attempts	2-2	0-0
NET YARDS PASSING	91	139	FIELD GOALS Made-Attempts	0-0	3-4
Times thrown	7-48	3-19	RED ZONE EFFICIENCY	1-1-100%	0-4-0%
Gross yards passing	139	158	GOAL TO GO EFFICIENCY	1-1-100%	0-2-0%
PASS ATT-COMP-HAD INT	18-10-0	31-15-2	SAFETIES	0	0
Avg gain per pass play	3.6	4.1	FINAL SCORE	14	9
KICKOFFS Number-In End Zone-TB	3-2-0	4-4-4	TIME OF POSSESSION	21:51	38:09
PUNTS Number and Average	9-44.8	4-45.5			
Had Blocked	0	0			

FINAL INDIVIDUAL STATISTICS

SEATTLE SEAHAWKS								ST. LOUIS RAMS							
RUSHING								RUSHING							
M.Lynch	ATT	YDS	AVG	LG	TD			Z.Stacy	ATT	YDS	AVG	LG	TD		
R.Wilson	3	16	5.3	17	0			D.Richardson	8	39	4.9	14	0		
R.Turbin	3	5	1.7	3	0			C.Givens	1	16	16.0	16	0		
M.Robinson	1	0	0.0	0	0			K.Clemens	2	11	5.5	6	0		
Total	15	44	2.9	17	0			Total	37	200	5.4	18	0		
PASSING								PASSING							
R.Wilson	ATT	CMP	YDS	SK/YD	TD	LG	IN	K.Clemens	ATT	CMP	YDS	SK/YD	TD	LG	IN
Total	18	10	139	7/48	2	80	0	Total	31	15	158	3/19	0	26	2
RECEIVING								RECEIVING							
G.Tate		NO	YDS	AVG	LG	TD		C.Givens		NO	YDS	AVG	LG	TD	
Z.Miller		2	14	7.0	8	0		J.Cook		3	31	10.3	19	0	
R.Turbin		1	16	16.0	16	0		A.Pettis		2	33	16.5	26	0	
D.Baldwin		1	12	12.0	12	0		L.Kendricks		2	23	11.5	18	0	
M.Lynch		1	4	4.0	4	0		T.Austin		2	9	4.5	12	0	
Total	10	139	13.9	80	2			D.Richardson		1	8	8.0	8	0	
								Z.Stacy		1	-5	-5.0	-5	0	
								Total		15	158	10.5	26	0	
INTERCEPTIONS								INTERCEPTIONS							
R.Sherman		NO	YDS	AVG	LG	TD		None							
B.Irvin		1	38	38.0	38	0									
Total	2	46	23.0	38	0										
PUNTING								PUNTING							
J.Ryan		NO	YDS	AVG	NET	TB/120	LG	J.Hekker		NO	YDS	AVG	NET	TB/120	LG
Total	9	403	44.8	44.0	0/4	51		Total	4	182	45.5	43.3	0/2	55	
PUNT RETURNS								PUNT RETURNS							
G.Tate		NO	YDS	AVG	FC	LG	TD	T.Austin		NO	YDS	AVG	FC	LG	TD
Total	3	9	3.0	0	9	0		Total	4	7	1.8	2	7	0	
KICKOFF RETURNS								KICKOFF RETURNS							
None								T.Austin		NO	YDS	AVG	FC	LG	TD
								Total	3	79	26.3	0	32	0	

DEFENSIVE STATISTICS (Based on coaches' film review)

PLAYER	T	S	A	S-YDS	I-YDS	PD	FF	FR	PLAYER	T	S	A	S-YDS	I-YDS	PD	FF	FR
M.Brockers	6	1	5	0-0	0-0	0	0	0	D.Stewart	3	3	0	0-0	0-0	0	0	0
K.Langford	5	2	3	0-0	0-0	0	0	0	T.Johnson	2	2	0	0-0	0-0	0	0	0
J.Laurinaitis	5	2	3	0-0	0-0	0	0	0	C.Long	2	1	1	3-20	0-0	0	0	0
J.Dunbar	4	1	3	0-0	0-0	0	0	0	E.Sims	2	1	1	0-0	0-0	0	0	0
J.Jenkins	4	4	0	0-0	0-0	1	0	0	J.Cudjoe	1	0	1	0-0	0-0	0	0	0
R.McLeod	3	2	1	0-0	0-0	0	0	0	W.Hayes	1	1	0	1-7	0-0	0	0	0
A.Ogletree	3	2	1	0-0	0-0	0	0	0	C.Finnegan	1	0	1	0-0	0-0	0	0	0
R.Quinn	3	1	2	3-21	0-0	0	0	0	TOTAL	45	23	22	7-48	0-0	1	0	0



WEATHER: Indoors - ATTENDANCE: 54,601 - KICKOFF: 12:00 p.m.

For the second consecutive week, the outcome of the game was decided on the Rams' last play of the game. Down by one touchdown, St. Louis began their final drive at their own 39-yard line with 0:50 left in regulation. QB Kellen Clemens marched the Rams to the Tennessee 26-yard line following two short passes to RB Zac Stacy and a 25-yard completion to WR Chris Givens. Clemens passes intended for WR Austin Pettis fell incomplete on third and fourth down, giving the Titans the 28-21 victory. The first half ended in a 7-point tie. Tennessee scored on their opening drive of seven plays for 68 yards to take the 7-0 lead. Their drive featured 27 rushing yards from RB Chris Johnson and three consecutive Rams penalties that led to first downs for the Titans. The Rams responded atop the second quarter with a 12-play drive of 80 yards that was topped with a 3-yard rush up the middle by Stacy, who accounted for 38 yards from scrimmage on the drive. The rookie's touchdown marked the Rams' first rushing touchdown of the season. Also reaching a significant milestone on the drive was rookie WR Stedman Bailey who registered his first NFL catch, which went for 12 yards and set up Stacy's ensuing touchdown. After exchanging punts for the majority of the quarter, Rams CB Cortland Finnegan intercepted Titans QB Jake Locker with 1:17 remaining. He has now recorded at least one interception in seven consecutive seasons. In the second quarter alone, the 2012 NFL sack leaders took down Locker three times. DE Will Hayes, formerly of the Titans, added his third sack of the season with 7:03 left in the second quarter. Meanwhile fellow lineman DT Kendall Langford registered two sacks for the first multi-sack game of his career. For the second game in a row, the Rams defense posted four sacks in the first half of play. In place of exchanging punts, both teams exchanged touchdowns for the majority of the second half. Clemens led the Rams on another 80-yard charge down the field, and completed each of his four passes for a total of 53 yards. The drive was highlighted by a 20-yard grab by WR Brian Quick and Stacy's 9-yard rushing touchdown. The last time St. Louis recorded two rushing touchdowns in a game came against the New Orleans Saints in 2011 from the Rams' all-time leading rusher Steven Jackson. The Titans responded with 14-yard rushing touchdown from Johnson in their ensuing drive to bring the game to a 14-point tie. Tennessee extended their lead to 21-14 on a 5-yard rush from Locker on their first drive of the fourth quarter. In the Rams' ensuing possession, Clemens found TE Jared Cook in the end zone for a game-tying 10-yard catch with 6:20 remaining. The scoring drive was sparked by a 32-yard run by Stacy who surpassed 100 yards on the ground for the second straight game, finishing with 127 yards on 27 carries in just his fifth NFL start. Rams S Rodney McLeod notched his first career interception with 4:52 remaining; however the Titans would regain possession of the football on a sack-fumble recovered by DE Derrick Morgan that led to the go-ahead touchdown on a 19-yard run by Johnson. The Titans would not relinquish their 28-21 lead, and the Rams consequently lost their first game of the season when holding a second-half lead.

STARTING LINEUPS

TENNESSEE TITANS

WR	85	N.Washington	DT	91	D.Morgan
FB	42	C.Mooney	DT	94	S.Hill
LT	71	M.Roos	DE	99	J.Casey
LG	67	A.Levitre	DE	92	R.Pitoitua
C	62	B.Schwenke	SLB	56	A.Ayers
RG	70	C.Warmack	MLB	52	C.McCarthy
RT	66	M.Otto	WLB	55	Z.Brown
TE	88	C.Stevens	CB	20	A.Verner
WR	13	K.Wright	CB	30	J.McCourty
QB	10	J.Locker	SS	31	B.Pollard
RB	28	C.Johnson	FS	21	G.Wilson

ST. LOUIS RAMS

WR	13	C.Givens	LDE	91	C.Long
TE	89	J.Cook	LDT	98	K.Langford
LT	77	J.Long	RDT	70	M.Brockers
LG	65	C.Williams	RDE	94	R.Quinn
C	63	S.Wells	LLB	52	A.Ogletree
RG	66	S.Smith	MLB	55	J.Laurinaitis
RT	72	J.Barksdale	RLB	58	J.Dunbar
FB	46	C.Harkey	LCB	31	C.Finnegan
WR	18	A.Pettis	RCB	21	J.Jenkins
QB	10	K.Clemens	FS	23	R.McLeod
RB	30	Z.Stacy	SS	20	D.Stewart

ST. LOUIS SUBSTITUTIONS: K 4 G.Zuerlein, P 6 J.Hekker, WR 11 T.Austin, WR 12 S.Bailey, CB 22 T.Johnson, S 27 M.Giordano, CB 32 B.McGee, RB 34 C.Reynolds, RB 36 B.Cunningham, S 38 C.Davis, LS 44 J.McQuaide, LB 50 R.Armstrong, LB 51 W.Witherspoon, LB 53 D.Bates, C 61 T.Barnes, T 76 R.Saffold, TE 82 M.McNeill, WR 83 B.Quick, TE 88 L.Kendricks, DT 93 J.Cudjo, DE 95 W.Hayes, DE 97 E.Sims

SCORING SUMMARY

	1	2	3	4	OT	TOTAL	FIELD GOALS
VISITOR Tennessee Titans	7	0	7	14	0	28	
HOME St. Louis Rams	0	7	7	7	0	21	G.Zuerlein 44WR

TEAM	Qtr	Clock Time	Play (Extra Point) (Drive Info)	Visitor	Home
Titans	1	11:53	S.Greenlee 5 yd. run (R.Bironas kick) (7-68, 3:07)	7	0
Rams	2	9:37	Z.Stacy 3 yd. run (G.Zuerlein kick) (12-80, 8:05)	7	7
Rams	3	9:09	Z.Stacy 9 yd. run (G.Zuerlein kick) (10-80, 5:51)	7	14
Titans	3	4:58	C.Johnson 14 yd. run (R.Bironas kick) (8-70, 4:11)	14	14
Titans	4	9:42	J.Locker 5 yd. run (R.Bironas kick) (10-71, 5:18)	21	14
Rams	4	6:15	J.Cook 10 yd. pass from K.Clemens (G.Zuerlein kick) (7-80, 3:27)	21	21
Titans	4	2:54	C.Johnson 19 yd. run (R.Bironas kick) (1-19, 0:05)	28	21



WEATHER: Indoors - ATTENDANCE: 66,087 - TIME: 12:30 p.m. CT

St. Louis defeated the AFC South-leading Indianapolis Colts, 38-8, in what was the team's largest margin of victory since 2003 when the Rams ousted the Minnesota Vikings 48-17. Six plays into the game, DE Chris Long scored his first NFL touchdown after returning a fumble 45 yards resulting from a strip-sack by DE Robert Quinn. The play ignited the Rams eventual 38-0 run through the third quarter. Quinn entered the game leading the NFL with 10.0 sacks this season and finished the game with two, while Long added one of his own to give him 6.5 on the season and 48.5 for his career. RB Zac Stacy found the end zone 1:25 into the second quarter on a 1-yard run, for his first rushing touchdown of the season. The score was set up by a 35-yard pass from QB Kellen Clemens to WR Chris Givens. Rookie WR Tavon Austin scored twice in the second quarter. His first came on a 98-yard punt return for a touchdown (10:48) and then on a 57-yard touchdown reception (7:06), and helped rally the Rams to a 28-0 halftime lead. The last time the Rams carried a 28-point lead heading into the half came in Atlanta on Sept. 26, 1999. With the return, Austin became the first player in NFL history to record a 95-plus yard punt return for a touchdown and a 55-plus yard touchdown reception in the same game. His punt return is tied for third-longest in the history of the NFL alongside Damaris Johnson. The No. 8 overall selection of the 2013 NFL draft recorded his third touchdown of the day atop the third quarter on an 81-yard pass from Clemens. It was a career-long completion and reception for Clemens and Austin, respectively. According to the Elias Sports Bureau, Austin became the third player in NFL history to record three touchdowns of 55 yards or longer in a game. He is one of only three players in league history to score three touchdowns of at least 50 yards in the same game at age 22 or younger (Randy Moss, 1998; Gale Sayers, 1965). Following Austin's third score, the Rams' defense forced back-to-back turnovers in the Colts' two ensuing possessions – CB Trumaine Johnson intercepted Colts QB Andrew Luck in the end zone and LB James Laurinaitis intercepted Luck on first-and-10 from the Indianapolis 49-yard line. Laurinaitis' 9-yard interception return paired with 14- and 17-yard tosses to TEs Cory Harkey and Jared Cook, respectively, set up K Greg Zuerlein's 32-yard field goal. Zuerlein's kick pushed the Rams to a 38-0 lead with 5:15 left in the third quarter. Indianapolis finally got on the board with 1:35 remaining in the third quarter on a 13-yard pass from Luck to RB Donald Brown. The Colts were successful in their two-point conversion attempt as Luck completed his pass to TE Coby Fleener. St. Louis would not forfeit any additional points as the defense limited their opponent to eight yards on the ground for the remainder of the game. In total, the Rams held the Colts to 18 rushing yards – the Rams' lowest total all-time in a road game and fourth-lowest overall. Excluding four scrambles by Luck, the Colts were held to one rushing yard on 10 carries. LB Will Witherspoon and DE William Hayes each contributed an interception in the fourth quarter, coming on back-to-back Colts' possessions. The defense finished with a season-high four interceptions – three of which came in the red zone and two in the end zone. On the offensive side of the ball, Clemens finished with zero interceptions for his second consecutive game, and he completed 9-of-16 attempts for 247 yards, two touchdowns, and a career-high 140.6 passer rating. Austin finished the game with 314 all-purpose yards—the second-most in franchise history (145 punt return, 138 receiving, 27 kickoff return, 4 rushing). His punt return total was the second-most in franchise history while his single-game receiving yardage ranks second on the team this season, behind TE Jared Cook's 141-yard performance in Week 1. For the second time this season, the Rams scored at least one offensive, one defensive, and one special teams touchdown in a single game. The Rams improved to 3-1 against the AFC South and handed Indianapolis their worst loss at home since 1993.

STARTING LINEUPS

ST. LOUIS RAMS

WR 13 C.Givens	LDE 91 C.Long
TE 89 J.Cook	LDT 98 K.Langford
LT 77 J.Long	RDT 90 M.Brockers
LG 65 C.Williams	RDE 94 R.Quinn
C 63 S.Wells	RLB 58 J.Dunbar
RG 72 J.Barksdale	MLB 55 J.Laurinaitis
RT 76 R.Saffold	LLB 52 A.Ogletree
WR 83 B.Quick	LCB 22 T.Johnson
QB 10 K.Clemens	RCB 21 J.Jenkins
HB 30 Z.Stacy	FS 23 R.McLeod
TE 46 C.Harkey	SS 20 D.Stewart

INDIANAPOLIS COLTS

WR 13 T.Hilton	DE 90 C.Redding
LT 74 A.Castonzo	DT 97 A.Franklin
LG 69 H.Thornton	NT 99 R.Jean Francois
C 64 S.Satele	SLB 93 E.Walden
RG 75 M.McGlynn	MIKE 51 P.Angerer
RT 78 G.Cherilus	WILL 50 J.Freeman
TE 80 C.Fleener	RUSH 98 R.Mathis
WR 81 D.Heyward-Bey	LCB 32 C.Vaughn
QB 12 A.Luck	SS 41 A.Bethea
TE 84 J.Doyle	FS 30 L.Landry
RB 34 T.Richardson	RCB 23 V.Davis

ST. LOUIS SUBSTITUTIONS: K 4 G.Zuerlein, P 6 J.Hekker, WR 11 T.Austin, WR 12 S.Bailey, WR 18 A.Pettis, RB 24 I.Pead, S 27 M.Giordano, CB 31 C.Finnegan, CB 32 B.McGee, RB 34 C.Reynolds, RB 36 B.Cunningham, S 38 C.Davis, LS 44 J.McQuaide, LB 50 R.Armstrong, LB 51 W.Witherspoon, LB 53 D.Bates, C 61 T.Barnes, G 66 S.Smith, DT 71 M.Conrath, TE 82 M.McNeill, DT 93 J.Cudjor, DE 95 W.Hayes, DE 97 E.Sims

SCORING SUMMARY

	1	2	3	4	OT	TOTAL	FIELD GOALS
VISITOR St. Louis Rams	7	21	10	0	0	38	G.Zuerlein (32)
HOME Indianapolis Colts	0	0	8	0	0	8	

TEAM	Qtr	Clock Time	Play (Extra Point) (Drive Info)	Visitor	Home
Rams	1	12:12	C.Long 45 yd. fumble return (G.Zuerlein kick)	7	0
Rams	2	14:30	Z.Stacy 1 yd. run (G.Zuerlein kick) (4-43, 1:29)	14	0
Rams	2	10:28	T.Austin 98 yd. punt return (G.Zuerlein kick)	21	0
Rams	2	6:58	T.Austin 57 yd. pass from K.Clemens (G.Zuerlein kick) (5-73, 2:05)	28	0
Rams	3	13:55	T.Austin 81 yd. pass from K.Clemens (G.Zuerlein kick) (3-82, 1:05)	35	0
Rams	3	5:15	G.Zuerlein 32 yd. Field Goal (8-45, 4:46) 3	38	0
Colts	3	1:35	D.Brown 13 yd. pass from A.Luck (A.Luck-C.Fleener pass) (8-80, 3:40)	38	8

FINAL TEAM STATISTICS

	RAMS	COLTS		RAMS	COLTS
TOTAL FIRST DOWNS	12	21	FGs - PATs Had Blocked	0-0	0-0
By Rushing	5	0	Net Punting Average	43.4	25.5
By Passing	7	18	TOTAL RETURN YARDAGE	179	25
By Penalty	0	3	No. and Yards Punt Returns	4-145	3-25
THIRD DOWN EFFICIENCY	7-15-47%	2-12-17%	No. and Yards Kickoff Returns	1-27	4-60
FOURTH DOWN EFFICIENCY	0-1-0%	0-2-0%	No. and Yards Interception Returns	4-34	0-0
TOTAL NET YARDS	372	406	PENALTIES Number and Yards	8-46	2-20
Total Offensive Plays	55	69	FUMBLES Number and Lost	2-1	1-1
Average gain per offensive play	6.8	5.9	TOUCHDOWNS	5	1
NET YARDS RUSHING	140	18	Rushing	1	0
Total Rushing Plays	37	14	Passing	2	1
Average gain per rushing play	3.8	1.3	Fumbles	1	0
Tackles for a loss-number and yards	5-10	2-5	Punt Returns	1	0
NET YARDS PASSING	232	388	EXTRA POINTS Made-Attempts	5-5	1-1
Times thrown	2-15	3-33	Kicking Made-Attempts	5-5	0-0
Gross yards passing	247	421	Passing Made-Attempts	0-0	1-1
PASS ATT-COMP-HAD INT	16-9-0	52-31-4	FIELD GOALS Made-Attempts	1-1	0-0
Avg gain per pass play	12.9	7.1	RED ZONE EFFICIENCY	1-3-33%	1-5-20%
KICKOFFS Number-In End Zone-TBs	7-7-3	2-2-1	GOAL TO GO EFFICIENCY	1-1-100%	0-2-0%
PUNTS Number and Average	5-48.4	6-49.7	SAFETIES	0	0
Had Blocked	0	0	FINAL SCORE	38	8
			TIME OF POSSESSION	30:38	29:22

FINAL INDIVIDUAL STATISTICS

ST. LOUIS RAMS

RUSHING					
	ATT	YDS	AVG	LG	TD
B.Cunningham	7	72	10.3	56	0
Z.Stacy	26	62	2.4	9	1
T.Austin	1	4	4.0	4	0
K.Clemens	3	2	0.7	2	0
Total	37	140	3.8	56	1

PASSING							
	ATT	CMP	YDS	SK/YD	TD	LG	IN
K.Clemens	16	9	247	2/15	2	81	0
Total	16	9	247	2/15	2	81	0

RECEIVING					
	NO	YDS	AVG	LG	TD
T.Austin	2	138	69.0	81	2
C.Givens	2	54	27.0	35	0
Z.Stacy	2	6	3.0	4	0
B.Cunningham	1	18	18.0	18	0
J.Cook	1	17	17.0	17	0
C.Harkey	1	14	14.0	14	0
Total	9	247	27.4	81	2

INTERCEPTIONS					
	NO	YDS	AVG	LG	TD
W.Witherspoon	1	20	20.0	20	0
J.Laurinaitis	1	9	9.0	9	0
W.Hayes	1	5	5.0	5	0
T.Johnson	1	0	0.0	0	0
Total	4	34	8.5	20	0

PUNTING						
	NO	YDS	AVG	NET	TB/120	LG
J.Hekker	5	242	48.4	43.4	0/1	61
Total	5	242	48.4	43.4	0/1	61

PUNT RETURNS						
	NO	YDS	AVG	FC	LG	TD
T.Austin	4	145	36.3	2	98	1
Total	4	145	36.3	2	98	1

KICKOFF RETURNS						
	NO	YDS	AVG	FC	LG	TD
T.Austin	1	27	27.0	0	27	0
Total	1	27	27.0	0	27	0

INDIANAPOLIS COLTS

RUSHING					
	ATT	YDS	AVG	LG	TD
A.Luck	4	17	4.3	7	0
T.Richardson	5	2	0.4	5	0
S.Havill	1	1	1.0	1	0
D.Herron	1	0	0.0	0	0
D.Brown	2	-1	-0.5	1	0
M.Hasselbeck	1	-1	-1.0	-1	0
Total	14	18	1.3	7	0

PASSING							
	ATT	CMP	YDS	SK/YD	TD	LG	IN
A.Luck	47	29	353	3/33	1	65	3
M.Hasselbeck	5	2	68	0/0	0	57	1
Total	52	31	421	3/33	1	65	4

RECEIVING					
	NO	YDS	AVG	LG	TD
T.Hilton	7	130	18.6	65	0
D.Brown	5	64	12.8	26	1
C.Fleener	4	33	8.3	12	0
G.Whalen	3	36	12.0	25	0
T.Richardson	3	33	11.0	20	0
D.Heyward-Bey	3	30	10.0	13	0
S.Havill	3	25	8.3	13	0
D.Herron	1	57	57.0	57	0
L.Brazill	1	11	11.0	11	0
D.Reed	1	2	2.0	2	0
Total	31	421	13.6	65	1

INTERCEPTIONS					
	NO	YDS	AVG	LG	TD
None					

PUNTING						
	NO	YDS	AVG	NET	TB/120	LG
P.McAfee	6	298	49.7	25.5	0/0	58
Total	6	298	49.7	25.5	0/0	58

PUNT RETURNS						
	NO	YDS	AVG	FC	LG	TD
L.Brazill	3	25	8.3	1	17	0
T.Hilton	0	0	0.0	1	0	0
Total	3	25	8.3	2	17	0

KICKOFF RETURNS						
	NO	YDS	AVG	FC	LG	TD
D.Reed	3	47	15.7	0	20	0
D.Herron	1	13	13.0	0	13	0
Total	4	60	15.0	0	20	0

DEFENSIVE STATISTICS (Based on coaches' film review)

PLAYER	T	S	A	S-YDS	I-YDS	PD	FF	FR	PLAYER	T	S	A	S-YDS	I-YDS	PD	FF	FR
J.Laurinaitis	9	5	4	0-0	1-9	1	0	0	M.Conrath	2	0	2	0-0	0-0	0	0	0
C.Finnegan	8	7	1	0-0	0-0	0	0	0	W.Hayes	2	1	1	0-0	1-5	0	0	0
A.Ogletree	6	5	1	0-0	0-0	1	0	0	R.McLeod	2	2	0	0-0	0-0	1	0	0
J.Jenkins	5	4	1	0-0	0-0	0	0	0	J.Cudjo	1	0	1	0-0	0-0	1	0	0
T.Johnson	5	4	1	0-0	1-0	1	0	0	J.Dunbar	1	1	0	0-0	0-0	0	0	0
M.Brockers	4	1	3	0-0	0-0	0	0	0	R.Quinn	1	1	0	2-4	0-0	0	1	0
K.Langford	4	2	2	0-0	0-0	0	0	0	E.Sims	1	0	1	0-0	0-0	0	0	0
C.Long	4	3	1	1-9	0-0	0	0	1	W.Witherspoon	0	0	0	0-0	1-20	0	0	0
D.Stewart	4	3	1	0-0	0-0	2	0	0	TOTAL	59	39	20	3-33	4-34	7	1	1



WEATHER: Indoors - ATTENDANCE: 66,001 - KICKOFF: 12:00 p.m. CT

In what was their 89th meeting, the St. Louis Rams defeated the Chicago Bears, 42-21, marking the first time since 2001 that the Rams scored 42 or more points. The Rams started the game with explosive plays on offense and defense, beginning with a 65-yard rush from WR Tavon Austin three plays into the game. The run was Austin's first career rushing touchdown, and marked the longest rush by a Ram since Marshall Faulk scored on a 70-yard run on Dec. 23, 2001. In the past two games, Austin has scored four times on 13 touches on offense and special teams. On the Bears' first play from scrimmage, CB Trumaine Johnson forced the ball out of the hands of Bears RB Matt Forte. LB James Laurinaitis recovered the ball at the Chicago 7-yard line. A defensive pass interference call put St. Louis on the 1-yard line and RB Zac Stacy plowed into the end zone for his fourth touchdown of the season. With only 2:40 taken off the clock, St. Louis was up 14-0. Chicago responded with an 11-play, 80-yard drive capped by a 7-yard touchdown pass from Bears QB Josh McCown to TE Martellus Bennett. Regardless, the Bears would play from behind for the remainder of the game. The Rams increased their lead to 21-7 following a 7-yard touchdown pass from QB Kellen Clemens to TE Jared Cook, giving St. Louis touchdowns on their first three offensive possessions for the first time since 2008. By the conclusion of the opening quarter, St. Louis posted 123 rushing yards, tied for the second-best total in a first quarter in franchise history. With 5:24 left in the first half, Chicago scored on a 3-yard touchdown toss from McCown to WR Brandon Marshall. The Rams inched further ahead with a 29-yard field goal from K Greg Zuerlein with 1:15 remaining in the second quarter. Zuerlein followed up in the third quarter with a 40-yard field goal with 4:05 remaining. Heading into the final quarter, St. Louis led the Bears, 27-14. Chicago narrowed the gap to one touchdown after scoring on a 1-yard run by RB Michael Bush with 7:15 left in regulation. The Rams responded with another 80-yard drive, led by rookie RB Benny Cunningham who replaced an injured Stacy. Cunningham topped the drive with a 9-yard rush for his first NFL touchdown. In total, he generated 61 rushing yards on the drive. Following Cunningham's touchdown RB Isaiah Pead pushed the Rams to a 35-21 lead after catching a 2-point conversion pass from Clemens. By the conclusion of the game, Cunningham rushed for 109 yards on 13 carries, good for an 8.4-yard average, while Stacy produced 87 yards on 12 carries. As a whole, the Rams recorded season-highs in rushing yards (258) and yards from scrimmage (425). The Rams' also posted their second-highest rushing average in franchise history with 8.9 yards per carry in a single game. DE Robert Quinn sealed the game with a strip-sack of McCown. Quinn recovered the loose ball and returned it 31 yards for his first NFL touchdown with 2:05 remaining. In eight of his last 11 games, Quinn has recorded at least one sack. With the win, the Rams improved to 5-6 on the season.

STARTING LINEUPS

CHICAGO BEARS

WR	15	B.Marshall	LDE	99	S.McClellin
LT	74	J.Bushrod	DT	98	C.Wootton
LG	68	M.Slauson	NT	97	L.Cohen
C	63	R.Garza	RE	90	J.Peppers
RG	75	K.Long	MLB	57	J.Bostic
RT	67	J.Mills	SLB	50	Ja.Anderson
TE	83	M.Bennett	WLB	59	K.Greene
TE	62	E.Britton	LCB	26	T.Jennings
QB	12	J.McCown	RCB	27	S.McManis
RB	22	M.Forte	SS	21	M.Wright
FB	43	T.Fiammetta	FS	47	C.Conte

ST. LOUIS RAMS

WR	13	C.Givens	LDE	91	C.Long
TE	89	J.Cook	LDT	98	K.Langford
LT	77	J.Long	RDT	90	M.Brockers
LG	65	C.Williams	RDE	94	R.Quinn
C	63	S.Wells	RLB	58	J.Dunbar
RG	76	R.Saffold	MLB	55	J.Laurinaitis
RT	72	J.Barksdale	LLB	52	A.Ogletree
TE	88	L.Kendricks	LCB	22	T.Johnson
TE	46	C.Harkey	RCB	21	J.Jenkins
QB	10	K.Clemens	FS	23	R.McLeod
RB	30	Z.Stacy	SS	25	T.McDonald

ST. LOUIS SUBSTITUTIONS: K 4 G.Zuerlein, P 6 J.Hekker, WR 11 T.Austin, WR 12 S.Bailey, WR 18 A.Pettis, S 20 D.Stewart, RB 24 I.Pead, S 27 M.Giordano, CB 32 B.McGee, RB 34 C.Reynolds, RB 36 B.Cunningham, S 38 C.Davis, LS 44 J.McQuaide, LB 50 R.Armstrong, LB 51 W.Witherspoon, LB 53 D.Bates, C 61 T.Barnes, G 66 S.Smith, TE 82 M.McNeill, WR 83 B.Quick, DT 93 J.Cudjo, DE 95 W.Hayes, DE 97 E.Sims

SCORING SUMMARY

VISITOR	CHICAGO BEARS	1	2	3	4	OT	TOTAL	FIELD GOALS
HOME	St. Louis Rams	7	7	0	7	0	21	
		21	3	3	15	0	42	G.Zuerlein (29) (40)

TEAM	Qtr	Clock	Play (Extra Point) (Drive Info)	Visitor	Home
Rams	1	13:30	T.Austin 65 yd. run (G.Zuerlein kick) (3-81, 1:30)	0	7
Rams	1	12:36	Z.Stacy 1 yd. run (G.Zuerlein kick) (3-7, 0:43)	0	14
Bears	1	6:14	M.Bennett 7 yd. pass from J.McCown (R.Gould kick) (11-80, 6:22)	7	14
Rams	1	1:27	J.Cook 6 yd. pass from K.Clemens (G.Zuerlein kick) (9-80, 4:47)	7	21
Bears	2	5:19	B.Marshall 3 yd. pass from J.McCown (R.Gould kick) (12-68, 5:58)	14	21
Rams	2	1:11	G.Zuerlein 29 yd. Field Goal (10-69, 4:08)	14	24
Rams	3	3:59	G.Zuerlein 40 yd. Field Goal (11-73, 4:17)	14	27
Bears	4	7:15	M.Bush 1 yd. run (R.Gould kick) (12-72, 7:24)	21	27
Rams	4	3:05	B.Cunningham 9 yd. run (K.Clemens-I.Pead pass) (7-80, 4:10)	21	35
Rams	4	2:05	R.Quinn 31 yd. fumble return (G.Zuerlein kick)	21	42



WEATHER: Sunny, 59° - ATTENDANCE: 68,831 - KICKOFF: 2:05 p.m. CT

One year after leaving Candlestick Park in a tie, the St. Louis Rams ended its two-game winning streak with a 23-13 loss against San Francisco. The Niners got off to a 13-0 start following two field goals by K Phil Dawson of 32 and 43 yards and a 3-yard touchdown run by RB Frank Gore in their first three possessions. Rams K Greg Zuerlein converted a 43-yard field goal – his second-longest kick of the season – on the Rams' final possession of the first half, capping a 13-play drive of 44 yards. St. Louis opened their first scoring drive on their own 31-yard line with 6:09 remaining in the second quarter and recorded 39 yards on the ground to set up Zuerlein's kick. By the close of the opening half, the Rams defensive line recorded four sacks, giving the Rams their fifth game this season with four or more sacks. Rams DT Michael Brockers posted a pair of sacks, marking his second multi-sack game of the season. With 9:00 left in the third quarter, St. Louis trimmed the Niners' lead to seven points following a 34-yard field goal from Zuerlein. San Francisco responded with a 24-yard kick from Dawson on its ensuing drive. With 0:19 remaining in the third quarter, Rams LB Alec Ogletree forced the first turnover of the game, knocking the ball out of the hands of Gore at the St. Louis 20-yard line. S Rodney McLeod recovered the fumble and returned it seven yards. The play marked McLeod's first career fumble recovery and Ogletree's fourth caused fumble. Ogletree leads all rookies in forced fumbles and is tied for third amongst all NFL players. Atop the fourth quarter, the Niners regained possession at the St. Louis 17-yard line following a fake punt attempt by the Rams. On their first play of the drive, San Francisco pushed ahead, 23-6, after 49ers TE Vernon Davis caught a touchdown pass from QB Colin Kaepernick. The Rams commenced their final scoring drive with 2:22 remaining in regulation. The 10-play drive of 92 yards ended in a 3-yard touchdown pass from Rams QB Kellen Clemens to WR Brian Quick. Quick also recorded a 29-yard reception on the drive, to help bring the game to its final score. Amidst the loss, the Rams' special teams unit limited San Francisco to five punt return yards and its defense held the Niners to 83 rushing yards, good for their third-lowest rushing total of the season (76 yards vs. WAS; 81 yards vs. NO). San Francisco's running backs alone were bound to 2.4 yards per carry on the day. Offensively, Rams WR Tavon Austin recorded 112 all-purpose yards (67-kickoff return, 10-punt return, 25-receiving, 10-rushing) and led the team in catches with four. The Rams also extended its streak of 100 or more rushing yards in a game to five after generating 114 yards in their final regular season game at Candlestick Park.

STARTING LINEUPS

ST. LOUIS RAMS

WR	11	T.Austin	LE	91	C.Long
TE	89	J.Cook	LT	98	K.Langford
LT	77	J.Long	RT	90	M.Brockers
LG	65	C.Williams	RE	94	R.Quinn
C	63	S.Wells	RLB	58	J.Dunbar
RG	76	R.Saffold	MLB	55	J.Laurinaitis
RT	72	J.Barksdale	LLB	52	A.Ogletree
TE	46	C.Harkey	LCB	22	T.Johnson
QB	10	K.Clemens	RCB	21	J.Jenkins
RB	30	Z.Stacy	FS	23	R.McLeod
TE	88	L.Kendricks	SS	25	T.McDonald

SAN FRANCISCO 49ERS

WR	81	A.Boldin	LDT	91	R.McDonald
LT	74	J.Staley	NT	90	G.Dorsey
LG	68	A.Snyder	RDT	94	J.Smith
C	59	J.Goodwin	OLB	55	A.Brooks
RG	75	A.Boone	ILB	53	N.Bowman
RT	76	A.Davis	ILB	52	P.Willis
TE	85	V.Davis	OLB	99	A.Smith
WR	15	M.Crabtree	LCB	22	C.Rogers
QB	7	C.Kaepernick	RCB	26	T.Brock
RB	21	F.Gore	FS	35	E.Reid
FB	49	B.Miller	SS	31	D.Whitner

ST. LOUIS SUBSTITUTIONS: K 4 G.Zuerlein, P 6 J.Hekker, WR 12 S.Bailey, WR 13 C.Givens, WR 18 A.Pettis, S 20 D.Stewart, RB 24 I.Peard, S 27 M.Giordano, CB 32 B.McGee, CB 33 Q.Pointer, RB 34 C.Reynolds, RB 36 B.Cunningham, S 38 C.Davis, LS 44 J.McQuaide, LB 50 R.Armstrong, LB 51 W.Witherspoon, C 61 T.Barnes, G 66 S.Smith, DT 71 M.Conrath, TE 82 M.McNeill, WR 83 B.Quick, DE 95 W.Hayes, DE 97 E.Sims

SCORING SUMMARY

		1	2	3	4	OT	TOTAL	FIELD GOALS
VISITOR	St. Louis Rams	0	3	3	7	0	13	G.Zuerlein (43) (34)
HOME	San Francisco 49ers	3	10	3	7	0	23	P.Dawson (32) (43) (24)

TEAM	Qtr	Clock Time	Play (Extra Point) (Drive Info)	Visitor	Home
49ers	1	7:36	P.Dawson 32 yd. Field Goal (12-53, 5:15)	0	3
49ers	2	14:16	P.Dawson 43 yd. Field Goal (10-47, 6:33)	0	6
49ers	2	6:15	F.Gore 3 yd. run (P.Dawson kick) (12-72, 6:00)	0	13
Rams	2	0:54	G.Zuerlein 43 yd. Field Goal (13-44, 5:21)	3	13
Rams	3	8:56	G.Zuerlein 34 yd. Field Goal (8-33, 4:35)	6	13
49ers	3	3:25	P.Dawson 24 yd. Field Goal (10-72, 5:31)	6	16
49ers	4	14:31	V.Davis 17 yd. pass from C.Kaepernick (P.Dawson kick) (1-17, 0:10)	6	23
Rams	4	0:18	B.Quick 3 yd. pass from K.Clemens (G.Zuerlein kick) (10-92, 2:04)	13	23



WEATHER: Sunny, 56° - ATTENDANCE: 60,643 - KICKOFF: 3:25 p.m. CT

For the first time since 2011, the St. Louis Rams were saddled with a loss at the hands of the Arizona Cardinals, dropping a 30-10 contest on the road. Arizona got off to an early 7-0 start following a 1-yard touchdown run by RB Rashard Mendenhall in their opening drive. The Rams responded with an eight-play scoring drive of 49 yards, which ended in a 44-yard field goal by K Greg Zuerlein. Rams QB Kellen Clemens threw for 50 yards in the drive that set up Zuerlein's second-longest kick of the season. With 11:00 remaining in the second quarter, Rams S Rodney McLeod forced a fumble at the Arizona goal line. The fumble was recovered by Rams CB Janoris Jenkins for a touchback. The play marked McLeod's second forced fumble of the season, and Jenkins' first fumble recovery of the year and second of his career. Arizona came up with their second touchdown of the day on a 7-yard touchdown pass from QB Carson Palmer to WR Larry Fitzgerald. The Cardinals' defense scored twice in the third quarter, elevating their lead to 20 points following an interception returned 23 yards for a touchdown by LB Karlos Dansby and a safety resulting from LB John Abraham's sack in the end zone. On the Rams' final drive of the third quarter, WR Tavon Austin exploded with a 56-yard run to the Arizona 4-yard line. The rush was Austin's second-longest of his career and helped set up the Rams' lone touchdown of the day, capped by a 1-yard rush by RB Zac Stacy. Zuerlein's ensuing PAT, left the second-year pro six points shy from eclipsing his single-season high for points scored (95; 2012). The touchdown was Stacy's fifth in as many games. Of the Rams' 32 touchdowns this season, 15 have come from rookies (Austin-6, Stacy-6, RB Benny Cunningham-1, LB Daren Bates-1, LB Alec Ogletree-1). Both Stacy and Austin lead all Rams players in touchdowns scored, and the rookie-duo helped push St. Louis to its sixth consecutive game with 100 or more rushing yards. The Cardinals found the end zone again on a 6-yard touchdown run by RB Andre Ellington with 2:00 remaining in regulation, bringing the game to its final score. Amidst the loss, Rams rookies shined on offense and defense - WR Stedman Bailey registered his best performance, in interceptions (3) and receiving yards (46), while Ogletree recorded his first career sack, and the lone sack of the game, for a 7-yard loss. Ogletree also led the Rams in tackles with 12. With the loss, St. Louis dropped to 1-3 in the NFC West and 5-8 overall.

STARTING LINEUPS

ST. LOUIS RAMS

WR	13	C.Givens	LDE	91	C.Long
TE	46	C.Harkey	LDT	98	K.Langford
LT	77	J.Long	RDT	90	M.Brockers
LG	65	C.Williams	RDE	94	R.Quinn
C	61	T.Barnes	RLB	58	J.Dunbar
RG	62	H.Dahl	MLB	55	J.Laurinaitis
RT	76	R.Saffold	LLB	52	A.Ogletree
WR	12	S.Bailey	LCB	22	T.Johnson
QB	10	K.Clemens	RCB	21	J.Jenkins
HB	30	Z.Stacy	FS	23	R.McLeod
TE	88	L.Kendricks	SS	25	T.McDonald

ARIZONA CARDINALS

WR	11	L.Fitzgerald	DE	93	C.Campbell
LT	79	B.Sowell	DT	90	D.Dockett
LG	71	D.Colledge	SAM	91	M.Shaughnessy
C	63	L.Sendlein	ILB	58	D.Washington
RG	74	P.Fanaika	ILB	56	K.Dansby
RT	73	E.Winston	WILL	55	J.Abraham
TE	81	J.Dray	LCB	21	P.Peterson
WR	15	M.Floyd	RCB	25	J.Powers
QB	3	C.Palmer	SS	37	Y.Bell
RB	28	R.Mendenhall	FS	32	T.Mathieu
TE	84	R.Housler	DT	92	D.Williams

ST. LOUIS SUBSTITUTIONS: K 4 G.Zuerlein, P 6 J.Hekker, WR 11 T.Austin, WR 18 A.Pettis, S 20 D.Stewart, RB 24 I.Peard, S 27 M.Giordano, S 33 Q.Pointer, RB 34 C.Reynolds, RB 36 B.Cunningham, S 38 C.Davis, LS 44 J.McQuaide, LB 50 R.Armstrong, LB 51 W.Witherspoon, LB 53 D.Bates, G/C 67 B.Jones, DT 71 M.Conrath, T 72 J.Barksdale, TE 82 M.McNeill, WR 83 B.Quick, TE 89 J.Cook, DE 95 W.Hayes, DE 97 E.Sims

SCORING SUMMARY

		1	2	3	4	OT	TOTAL	FIELD GOALS
VISITOR	St. Louis Rams	3	0	0	7	0	10	G.Zuerlein (44)
HOME	Arizona Cardinals	7	7	9	7	0	30	J.Feely 50WR, 25WR

TEAM	Qtr	Clock Time	Play (Extra Point) (Drive Info)	Visitor	Home
Cardinals	1	10:32	R.Mendenhall 3 yd. run (J.Feely kick) (8-80, 4:28)	0	7
Rams	1	6:12	G.Zuerlein 44 yd. Field Goal (8-49, 4:20)	3	7
Cardinals	2	0:50	L.Fitzgerald 7 yd. pass from C.Palmer (J.Feely kick) (10-80, 3:41)	3	14
Cardinals	3	14:42	K.Dansby 23 yd. interception return (J.Feely kick)	3	21
Cardinals	3	9:10	K.Clemens sacked in end zone by J.Abraham for a Safety	3	23
Rams	4	14:57	Z.Stacy 1 yd. run (G.Zuerlein kick) (3-60, 1:09)	10	23
Cardinals	4	1:55	A.Ellington 6 yd. run (J.Feely kick) (6-27, 2:25)	10	30



WEATHER: Indoors - ATTENDANCE: 58,439 - KICKOFF: 3:25 p.m. CT

After returning home to the Edward Jones Dome following a two-game stretch on the road, the St. Louis Rams defeated the New Orleans Saints, 27-16. The win marked the team's third win of the season against a division-leading team and left Rams Head Coach Jeff Fisher one game shy of tying Giants Head Coach Tom Coughlin for most regular season wins among active head coaches. The road to Fisher's 155th regular season victory began on a pair of interceptions on the Saints' first two offensive series, giving the Rams a 14-0 head start. On New Orleans first snap, Rams S T.J. McDonald undercut an underthrown pass intended for Saints TE Jimmy Graham for his first career interception. By the end of the day, the Rams defense limited Graham - who entered the game leading the league in touchdowns and all NFL tight ends with catches and yards - to two receptions for 25 yards and zero touchdowns. One play later, Rams TE Cory Harkey scored on a 31-touchdown catch, the longest of second-year pro's career. After driving the ball down to the Rams' 10-yardline in their ensuing possession, Saints QB Drew Brees was intercepted for the second time by CB Trumaine Johnson, after only throwing eight interceptions in his 13 preceding games. The last time Brees threw an interception in the red zone was in 2011, while two of Johnson's last three interceptions this season have come in the money zone. His latest led to the longest scoring drive of the game, in which the Rams marched 93 yards on nine plays to take the two-touchdown lead. A 29-yard rush by RB Zac Stacy coupled with two Saints unnecessary roughness penalties put St. Louis at the New Orleans' 14, setting up a 4-yard touchdown throw from QB Kellen Clemens to TE Lance Kendricks with 2:49 remaining in the first. The Rams regained possession on a surprise on-side kick as rookie WR Stedman Bailey recovered the ball at the New Orleans' 47-yard line. The bonus possession led to a 31-yard field goal by K Greg Zuerlein atop the second quarter. New Orleans responded with a 45-yard field goal on their subsequent drive. After exchanging punts, Stacy pushed the Rams ahead with a career-long 40-yard touchdown run with 4:20 remaining in the half. A 31-yard reception by WR Chris Givens also helped position the Rams for the score. Brees took the Saints to the St. Louis 18-yard line on their final possession of the half and hoped to put three points on the board with a 36-yard field goal before the halftime break. DT Michael Brockers deprived the Saints of the opportunity, blocking the kick and sending the Rams into the locker room with a 24-3 lead. By the close of the half, Clemens held a 142.0 passer rating and Stacy's 106 yards on the ground set a new Rams rookie record for most rushing yards in the first half of play. St. Louis extended their lead with a 35-yard field goal from Zuerlein with 2:46 remaining in the third quarter. The Saints finally reached the end zone with 11:28 on the clock in the fourth quarter on a 1-yard rush by Brees up the middle, which capped a nine-play, 80-yard drive. New Orleans failed to convert on their two-point conversion attempt following the touchdown, leaving the score at 27-9 in favor of the Rams. The visitors put together another 80-yard scoring drive in their ensuing possession, ending in a 5-yard touchdown pass to Marques Colston. With 3:07 on the clock, the Saints successfully recovered an on-side kick, however their subsequent drive ended on a 26-yard missed field goal. Amidst the win, DE Robert Quinn added two forced fumbles to his league-leading total of six, giving him eight on the year. He recovered one of his fumbles and accounted for two of the team's four sacks. Fellow defensive linemen Matt Conrath and William Hayes each posted a sack of their own in the win. As a whole, the Rams have 27 takeaways on the season. With the win, the Rams maintain a 40-31 advantage in the series.

STARTING LINEUPS

NEW ORLEANS SAINTS

WR	12	M.Colston	LDE	76	A.Hicks
LT	71	C.Brown	NT	77	B.Bunkley
LG	66	B.Grubbs	RDE	94	C.Jordan
C	60	B.De La Puente	OLB	93	J.Galette
RG	73	J.Evans	ILB	57	D.Hawthorne
RT	64	Z.Strief	ILB	50	C.Lofton
TE	80	J.Graham	OLB	98	P.Haralson
WR	84	K.Stills	LCB	24	C.White
QB	9	D.Brees	RCB	28	K.Lewis
RB	22	M.Ingram	S	32	K.Vaccaro
FB	45	J.Collins	S	27	M.Jenkins

ST. LOUIS RAMS

WR	83	B.Quick	LDE	91	C.Long
TE	89	J.Cook	LDT	98	K.Langford
LT	77	J.Long	RDT	90	M.Brockers
LG	65	C.Williams	RDE	94	R.Quinn
C	61	T.Barnes	LLB	52	A.Ogletree
RG	76	R.Saffold	MLB	55	J.Laurinaitis
RT	72	J.Barksdale	RLB	58	J.Dunbar
TE	88	L.Kendricks	LCB	22	T.Johnson
TE	46	C.Harkey	RCB	21	J.Jenkins
QB	10	K.Clemens	FS	23	R.McLeod
RB	30	Z.Stacy	SS	25	T.McDonald

ST. LOUIS SUBSTITUTIONS: K 4 G.Zuerlein, P 6 J.Hekker, WR 12 S.Bailey, WR 18 A.Pettis, WR 19 J.Veltung, S 20 D.Stewart, RB 24 I.Pead, S 27 M.Giordano, CB 32 B.McGee, RB 34 C.Reynolds, RB 36 B.Cunningham, S 38 C.Davis, LS 44 J.McQuaide, LB 50 R.Armstrong, LB 51 W.Witherspoon, LB 53 D.Bates, G 66 S.Smith, G/C 67 B.Jones, DT 71 M.Conrath, TE 82 M.McNeill, WR 83 B.Quick, DE 95 W.Hayes, DE 97 E.Sims

SCORING SUMMARY

	1	2	3	4	OT	TOTAL	FIELD GOALS
VISITOR	New Orleans Saints	0	3	0	13	0	16
HOME	St. Louis Rams	14	10	3	0	0	27
							G.Hartley (45) 36B 26WL G.Zuerlein (31) (35)

TEAM	Qtr	Clock	Play (Extra Point) (Drive Info)	Visitor		Home	
				Score	Time	Score	Time
Rams	1	11:20	C.Harkey 31 yd. pass from K.Clemens (G.Zuerlein kick) (1-31, 0:07)	0		7	
Rams	1	2:45	L.Kendricks 4 yd. pass from K.Clemens (G.Zuerlein kick) (9-93, 4:49)	0		14	
Rams	2	14:57	G.Zuerlein 31 yd. Field Goal (6-34, 2:48)	0		17	
Saints	2	10:17	G.Hartley 45 yd. Field Goal (8-53, 4:40)	3		17	
Rams	2	4:10	Z.Stacy 40 yd. run (G.Zuerlein kick) (5-82, 2:13)	3		24	
Rams	3	2:42	G.Zuerlein 35 yd. Field Goal (10-39, 5:30)	3		27	
Saints	4	11:25	D.Brees 1 yd. run (run failed) (14-80, 6:17)	9		27	
Saints	4	3:07	M.Colston 5 yd. pass from D.Brees (G.Hartley kick) (18-80, 5:07)	16		27	

FINAL TEAM STATISTICS

	SAINTS	RAMS		SAINTS	RAMS
TOTAL FIRST DOWNS	30	17	Net Punting Average	50.0	41.8
By Rushing	5	5	TOTAL RETURN YARDAGE	0	12
By Passing	24	8	No. and Yards Punt Returns	0-0	1-7
By Penalty	1	4	No. and Yards Kickoff Returns	0-0	2-53
THIRD DOWN EFFICIENCY	5-15-33%	7-14-50%	No. and Yards Interception Returns	0-0	2-5
FOURTH DOWN EFFICIENCY	4-4-100%	0-0-0%	PENALTIES Number and Yards	8-77	4-30
TOTAL NET YARDS	432	302	FUMBLES Number and Lost	1-1	0-0
Total Offensive Plays	80	54	TOUCHDOWNS	2	3
Average gain per offensive play	5.4	5.6	Rushing	1	1
NET YARDS RUSHING	61	144	Passing	1	2
Total Rushing Plays	20	34	EXTRA POINTS Made-Attempts	1-2	3-3
Average gain per rushing play	3.1	4.2	Kicking Made-Attempts	1-1	3-3
Tackles for a loss-number and yards	1-2	4-6	Rushing Made-Attempts	0-1	0-0
NET YARDS PASSING	371	158	FIELD GOALS Made-Attempts	1-3	2-2
Times thrown	4-22	0-0	RED ZONE EFFICIENCY	2-6-33%	1-3-33%
Gross yards passing	393	158	GOAL TO GO EFFICIENCY	2-3-67%	1-1-100%
PASS ATTEMPTS-COMP-HAD INT	56-39-2	20-14-0	SAFETIES	0	0
Avg gain per pass play	6.2	7.9	FINAL SCORE	16	27
KICKOFFS Number-In End Zone-TBs	4-3-1	6-5-5	TIME OF POSSESSION	32:12	27:48
PUNTS Number and Average	2-53.5	4-41.8			
Had Blocked	0	0			
FGs - PATs Had Blocked	1-0	0-0			

FINAL INDIVIDUAL STATISTICS

NEW ORLEANS SAINTS

RUSHING	ATT	YDS	AVG	LG	TD
D.Sproles	7	24	3.4	11	0
P.Thomas	8	21	2.6	8	0
D.Brees	2	8	4.0	7	1
M.Ingram	1	5	5.0	5	0
K.Stills	1	3	3.0	3	0
K.Robinson	1	0	0.0	0	0
Total	20	61	3.1	11	1

PASSING	ATT	CMP	YDS	SK/YD	TD	LG	IN
D.Brees	56	39	393	4/22	1	30	2
Total	56	39	393	4/22	1	30	2

RECEIVING	NO	YDS	AVG	LG	TD
M.Colston	8	92	11.5	23	1
D.Sproles	8	38	4.8	13	0
P.Thomas	7	62	8.9	28	0
L.Moore	6	78	13.0	30	0
K.Stills	4	47	11.8	20	0
M.Ingram	2	39	19.5	23	0
J.Graham	2	25	12.5	13	0
B.Watson	2	12	6.0	8	0
Total	39	393	10.1	30	1

INTERCEPTIONS	NO	YDS	AVG	LG	TD
None					

PUNTING	NO	YDS	AVG	NET	TB/120	LG
T.Morstead	2	107	53.5	50.0	0/1	54
Total	2	107	53.5	50.0	0/1	54

PUNT RETURNS	NO	YDS	AVG	FC	LG	TD
D.Sproles	0	0	0.0	2	0	0
Total	0	0	0.0	2	0	0

KICKOFF RETURNS	NO	YDS	AVG	FC	LG	TD
Total	0	0	0.0	0	0	0

ST. LOUIS RAMS

RUSHING	ATT	YDS	AVG	LG	TD
Z.Stacy	28	133	4.8	40	1
S.Bailey	1	6	6.0	6	0
K.Clemens	3	5	1.7	7	0
B.Cunningham	2	0	0.0	0	0
Total	34	144	4.2	40	1

PASSING	ATT	CMP	YDS	SK/YD	TD	LG	IN
K.Clemens	20	14	158	0/0	2	31	0
Total	20	14	158	0/0	2	31	0

RECEIVING	NO	YDS	AVG	LG	TD
A.Pettis	4	41	10.3	14	0
C.Harkey	3	29	9.7	31	1
S.Bailey	2	26	13.0	20	0
L.Kendricks	2	13	6.5	9	1
C.Givens	1	31	31.0	31	0
Z.Stacy	1	10	10.0	10	0
J.Cook	1	8	8.0	8	0
Total	14	158	11.3	31	2

INTERCEPTIONS	NO	YDS	AVG	LG	TD
T.Johnson	1	7	7.0	7	0
T.McDonald	1	-2	-2.0	-2	0
Total	2	5	2.5	7	0

PUNTING	NO	YDS	AVG	NET	TB/120	LG
J.Hekker	4	167	41.8	41.8	0/2	52
Total	4	167	41.8	41.8	0/2	52

PUNT RETURNS	NO	YDS	AVG	FC	LG	TD
J.Veltung	1	7	7.0	0	7	0
Total	1	7	7.0	0	7	0

KICKOFF RETURNS	NO	YDS	AVG	FC	LG	TD
I.Peard	2	53	26.5	0	29	0
Total	2	53	26.5	0	29	0

DEFENSIVE STATISTICS (Based on coaches' film review)

PLAYER	T	S	A	S-YDS	I-YDS	PD	FF	FR	PLAYER	T	S	A	S-YDS	I-YDS	PD	FF	FR
A.Ogletree	13	10	3	0-0	0-0	1	0	0	C.Long	5	2	3	0-0	0-0	0	0	0
D.Stewart	9	8	1	0-0	0-0	2	0	0	T.McDonald	5	4	1	0-0	1-(-2)	0	0	0
R.McLeod	8	7	1	0-0	0-0	0	0	0	K.Langford	3	2	1	0-0	0-0	1	0	0
J.Laurinaitis	7	7	0	0-0	0-0	1	0	0	W.Hayes	3	1	2	1-6	0-0	0	0	0
M.Brockers	6	4	2	0-0	0-0	0	0	0	J.Dunbar	3	3	0	0-0	0-0	0	0	0
J.Jenkins	6	5	1	0-0	0-0	4	0	0	E.Sims	3	1	2	0-0	0-0	0	0	0
R.Quinn	6	4	2	2-16	0-0	0	1	1	M.Conrath	1	1	0	1-0	0-0	1	0	0
T.Johnson	5	5	0	0-0	1-7	0	0	0	TOTAL	83	64	19	4-22	2-5	10	1	1



WEATHER: Indoors - ATTENDANCE: 54,418 - KICKOFF: 12:00 p.m. CT

On the heels of a 23-13 victory over the Tampa Bay Buccaneers in the Rams home finale, DE Robert Quinn was carried off the field by his fellow defensive linemen in honor of his record-setting day. Quinn finished the game with three sacks, bestowing him the NFL lead and the Rams single-season franchise record with 18. Sunday marked his third game this season with three sacks. With the win, the Rams matched their 2012 win total of seven games and Head Coach Jeff Fisher tallied his 156th win as a head coach. With 6:36 remaining in the opening quarter, Tampa Bay opened the scoring on a 1-yard touchdown run by RB Bobby Rainey. The Rams matched the Buccaneers 65 seconds into the second quarter on a 1-yard touchdown run by RB Zac Stacy. Stacy's touchdown was his eighth of the season (7 rushing, 1 receiving) and capped a 13-play, 80-yard drive. By the conclusion of the game, the rookie totaled 104 yards on the ground, leaving him 42 yards shy of reaching 1,000 yards. Four plays into Tampa Bay's ensuing drive, LB Alec Ogletree stripped Rainey of the football, which was recovered by DE William Hayes. Starting at the Buccaneers' 27-yard line, St. Louis found the end zone on one play – a double reverse featuring WRs Chris Givens and Stedman Bailey. QB Kellen Clemens handed off to Givens running an end-around to his right. Givens pitched the ball to Bailey who ran left on an end-around for his first NFL touchdown. Bailey led the team in receiving yards for the first time in his career, accounting for 44 of the team's 158 total receiving yards. St. Louis fumbled in their subsequent two drives. The latter was converted into a 35-yard field goal by Buccaneers K Rian Lindell with three seconds remaining in the half. Despite the turnovers, the Rams entered halftime with a 14-10 lead. A 32-yard field goal by Lindell put Tampa Bay chipped away St. Louis' lead with 9:26 remaining in the third quarter. The Rams immediately countered with a 54-yard field goal by K Greg Zuerlein. The field goal was Zuerlein's longest of the season, and his first beyond the 50-yard mark. Zuerlein padded the Rams' lead with two fourth quarter kicks from 25 and 48 yards out for the final scores of the game. The 48-yard field goal resulted from an Ogletree strip-sack, which was recovered by Hayes with 9:21 left in the game. LB James Laurinaitis shared the sack with Ogletree and was credited with 1.5 sacks on the day, marking his first multi-sack game of his career. Ogletree has six forced fumbles on the season. He only trails Quinn and Robert Mathis of Indianapolis who are tied for the league lead with seven. As a result of Ogletree's performance, the Rams have an NFL-best 18 forced fumbles. On Sunday the Rams defense limited the Buccaneers to 170 total yards, marking a season low for Tampa Bay, and matched a season-high of seven sacks – four of which came during the final 10 minutes of regulation. Following the two-minute warning, Quinn tied Kevin Carter's franchise sack record set during the Rams 1999 Super Bowl season after knocking down Buccaneers QB Mike Glennon on fourth-and-10 from the Tampa Bay 32-yard line. Glennon was taken down again by Quinn 86 seconds later on the game's final play, leaving Quinn with the record, and the Rams with a winning record at the Edward Jones Dome and against opponents outside of the NFC West.

STARTING LINEUPS

TAMPA BAY BUCCANEERS

WR	83	V.Jackson	LE	92	W.Gholston
LT	70	D.Penn	DT	93	G.McCoy
LG	79	J.Meredith	DT	97	A.Spence
C	76	J.Zuttah	RE	94	A.Clayborn
RG	75	D.Joseph	SLB	56	D.Watson
RT	69	D.Dotson	MLB	59	M.Foster
TE	81	T.Wright	WLB	54	L.David
WR	80	C.Owusu	LCB	24	D.Revis
QB	8	M.Glennon	RCB	27	J.Banks
RB	43	B.Rainey	SS	37	K.Tandy
FB	41	E.Lorig	FS	38	D.Goldson

ST. LOUIS RAMS

WR	13	C.Givens	LDE	91	C.Long
TE	89	J.Cook	LDT	98	K.Langford
LT	77	J.Long	RDT	90	M.Brockers
LG	65	C.Williams	RDE	94	R.Quinn
C	61	T.Barnes	LLB	52	A.Ogletree
RG	76	R.Saffold	MLB	55	J.Laurinaitis
RT	72	J.Barksdale	RLB	58	J.Dunbar
TE	88	L.Kendricks	LCB	22	T.Johnson
WR	83	B.Quick	RCB	21	J.Jenkins
QB	10	K.Clemens	FS	23	R.McLeod
RB	30	Z.Stacy	SS	25	T.McDonald

ST. LOUIS SUBSTITUTIONS: K 4 G.Zuerlein, P 6 J.Hekker, WR 12 S.Bailey, WR 18 A.Pettis, WR 19 J.Veltung, S 20 D.Stewart, RB 24 I.Pead, S 27 M.Giordano, CB 32 B.McGee, RB 34 C.Reynolds, RB 36 B.Cunningham, S 38 C.Davis, LS 44 J.McQuaide, TE 46 C.Harkey, LB 50 R.Armstrong, LB 51 W.Witherspoon, LB 53 D.Bates, G 66 S.Smith, G/C 67 B.Jones, TE 82 M.McNeill, DT 93 J.Cudjoe, DE 95 W.Hayes, DE 97 E.Sims

SCORING SUMMARY

VISITOR	Tampa Bay Buccaneers	1	2	3	4	OT	TOTAL	FIELD GOALS
HOME	St. Louis Rams	0	14	3	6	0	23	R.Lindell (35) (32) G.Zuerlein (54) (25) (48)

TEAM	Qtr	Clock	Play (Extra Point) (Drive Info)	Visitor	Home
Buccaneers	1	6:31	B.Rainey 1 yd. run (R.Lindell kick) (11-85, 4:37)	7	0
Rams	2	13:48	Z.Stacy 1 yd. run (G.Zuerlein kick) (13-80, 7:43)	7	7
Rams	2	12:04	S.Bailey 27 yd. run (G.Zuerlein kick) (1-27, 0:09)	7	14
Buccaneers	2	0:00	R.Lindell 35 yd. Field Goal (9-36, 4:27)	10	14
Buccaneers	3	9:23	R.Lindell 32 yd. Field Goal (9-51, 3:55)	13	14
Rams	3	5:08	G.Zuerlein 54 yd. Field Goal (7-29, 4:15)	13	17
Rams	4	11:15	G.Zuerlein 25 yd. Field Goal (12-49, 6:33)	13	20
Rams	4	3:15	G.Zuerlein 48 yd. Field Goal (9-29, 5:52)	13	23

FINAL TEAM STATISTICS

	BUCCANEERS	RAMS		BUCCANEERS	RAMS
TOTAL FIRST DOWNS	14	18	Net Punting Average	38.0	44.0
By Rushing	4	8	TOTAL RETURN YARDAGE	0	34
By Passing	7	8	No. and Yards Punt Returns	0-0	3-34
By Penalty	3	2	No. and Yards Kickoff Returns	0-0	0-0
THIRD DOWN EFFICIENCY	4-14-29%	6-14-43%	No. and Yards Interception Returns	0-0	0-0
FOURTH DOWN EFFICIENCY	1-2-50%	1-2-50%	PENALTIES Number and Yards	3-26	7-85
TOTAL NET YARDS	170	277	FUMBLES Number and Lost	2-2	2-2
Total Offensive Plays	56	60	TOUCHDOWNS	1	2
Average gain per offensive play	3.0	4.6	Rushing	1	2
NET YARDS RUSHING	59	129	Passing	0	0
Total Rushing Plays	23	39	EXTRA POINTS Made-Attempts	1-1	2-2
Average gain per rushing play	2.6	3.3	Kicking Made-Attempts	1-1	2-2
Tackles for a loss-number and yards	3-5	9-21	FIELD GOALS Made-Attempts	2-2	3-3
NET YARDS PASSING	111	148	RED ZONE EFFICIENCY	1-3-33%	1-4-25%
Times thrown	7-47	1-10	GOAL TO GO EFFICIENCY	1-2-50%	1-3-33%
Gross yards passing	158	158	SAFETIES	0	0
PASS ATTEMPTS-COMP-HAD INT	26-16-0	20-16-0	FINAL SCORE	13	23
Avg gain per pass play	3.4	7.0	TIME OF POSSESSION	25:54	34:06
KICKOFFS Number-In End Zone-TBs	3-2-2	6-6-6			
PUNTS Number and Average	4-46.5	2-44.0			
Had Blocked	0	0			
FGs - PATs Had Blocked	0-0	0-0			

FINAL INDIVIDUAL STATISTICS

TAMPA BAY BUCCANEERS								ST. LOUIS RAMS							
RUSHING								RUSHING							
B.Rainey	20	37	1.9	11	1			Z.Stacy	33	104	3.2	19	1		
E.Page	1	19	19.0	19	0			S.Bailey	1	27	27.0	27	1		
M.Glennon	2	3	1.5	3	0			K.Clemens	4	0	0.0	5	0		
Total	23	59	2.6	19	1			B.Cunningham	1	-2	-2.0	-2	0		
								Total	39	129	3.3	27	2		
PASSING								PASSING							
M.Glennon	26	16	158	7/47	0	30	0	K.Clemens	20	16	158	1/10	0	28	0
Total	26	16	158	7/47	0	30	0	Total	20	16	158	1/10	0	28	0
RECEIVING								RECEIVING							
V.Jackson	5	98	19.6	30	0			S.Bailey	3	44	14.7	28	0		
T.Wright	4	27	6.8	8	0			C.Harkey	3	22	7.3	10	0		
C.Owusu	2	13	6.5	9	0			J.Cook	2	27	13.5	18	0		
E.Lorig	2	5	2.5	4	0			C.Givens	2	24	12.0	21	0		
T.Underwood	1	7	7.0	7	0			A.Pettis	2	16	8.0	9	0		
B.Rainey	1	4	4.0	4	0			B.Quick	2	16	8.0	9	0		
B.Leonard	1	4	4.0	4	0			Z.Stacy	1	5	5.0	5	0		
Total	16	158	9.9	30	0			L.Kendricks	1	4	4.0	4	0		
								Total	16	158	9.9	28	0		
INTERCEPTIONS								INTERCEPTIONS							
None								None							
PUNTING								PUNTING							
M.Koenen	4	186	46.5	38.0	0/0	56		J.Hekker	2	88	44.0	44.0	0/1	46	
Total	4	186	46.5	38.0	0/0	56		Total	2	88	44.0	44.0	0/1	46	
PUNT RETURNS								PUNT RETURNS							
E.Page	0	0	0.0	1	0	0		J.Veltung	3	34	11.3	0	15	0	
Total	0	0	0.0	1	0	0		Total	3	34	11.3	0	15	0	
KICKOFF RETURNS								KICKOFF RETURNS							
None								None							

DEFENSIVE STATISTICS (Based on coaches' film review)

PLAYER	T	S	A	S-YDS	I-YDS	PD	FF	FR	PLAYER	T	S	A	S-YDS	I-YDS	PD	FF	FR
A.Ogletree	10	9	1	0.5-1.5	0-0	0	2	0	R.Quinn	3	3	0	3-20	0-0	0	0	0
J.Laurinaitis	7	4	3	1.5-8.5	0-0	0	0	0	E.Sims	3	1	2	0-0	0-0	0	0	0
J.Dunbar	6	4	2	0-0	0-0	0	0	0	J.Cudjoe	2	0	2	0-0	0-0	0	0	0
J.Jenkins	4	3	1	0-0	0-0	1	0	0	T.Johnson	2	1	1	0-0	0-0	1	0	0
K.Langford	4	4	0	0-0	0-0	0	0	0	W.Hayes	1	1	0	0-0	0-0	0	0	2
T.McDonald	5	4	1	1-9	0-0	0	0	0	C.Long	1	1	0	1-8	0-0	0	0	0
R.McLeod	4	4	0	0-0	0-0	0	0	0	D.Stewart	1	1	0	0-0	0-0	0	0	0
M.Brockers	3	0	3	0-0	0-0	0	0	0	TOTAL	56	40	16	7-47	0-0	2	2	2



WEATHER: Cloudy, 40° - ATTENDANCE: 68,265 - KICKOFF: 3:26 p.m. CT

The St. Louis Rams came up a game short of reaching .500 after falling to the Seattle Seahawks, 27-9, in the team's season finale. A win would have marked the team's first eight-win season since 2006. The defense did not surrender a touchdown in the first half, however, Seattle tacked on 13 points following a defensive score in the first quarter and two field goals in the second. By the game's end the Rams were held to 158 yards. Amidst the loss, the Rams totaled four sacks, one of which came from DE Robert Quinn who improved his season total to 19.0, the new single-season franchise sack record. That number was the most in the NFC and second in the NFL to Indianapolis' Robert Mathis, who finished the year with 19.5 sacks. The Rams finished the year with 53.0 sacks, besting their 2012 total of 52.0, which tied for the NFL lead. On the Rams' first offensive series, QB Kellen Clemens' eclipsed his previous high of 1,529 yards set in 2007 on a 14-yard pass to TE Jared Cook. Four plays later, a Clemens' pass was intercepted by Seahawks LB Malcolm Smith who returned it 37 yards for the first touchdown of the game. Following the score, St. Louis held the Seahawks to 18 total yards in the first quarter and DE Eugene Sims notched the team's 50th sack of the season for a loss of six yards with 0:37 remaining. The sack was Sims' fifth career sack and gave St. Louis its' third 50-sack season in the last four years. The Rams were held scoreless in the opening half, but finally got on the board with 10:53 remaining in the third quarter on a 36-yard field goal from K Greg Zuerlein. The kick was Zuerlein's 12th consecutive field goal made. On Seattle's ensuing drive, RB Marshawn Lynch reached the end zone on a two-yard run, giving the team a 20-3 lead. Seattle scored again on a 47-yard touchdown pass from QB Russell Wilson to WR Golden Tate with 11:24 left in regulation. The Rams put together a 13-play, 71-yard scoring drive on their ensuing possession. Cook capped the drive with a 2-yard touchdown reception, resulting in the game's final score. The Rams' final drive of the game was highlighted with six first downs and a 21-yard catch by TE Lance Kendricks. Kendricks also led the team in receiving yards for the first time in 2013. With the score, Cook established a new personal best of five touchdowns in a season. Cook finished the game with five catches for 30 yards, allowing him to set a new single-season franchise record by a Rams tight end in receiving yards with 671. His 51 receptions this season marked the most receptions by a Rams tight end since the team moved to St. Louis and is third-best in team history behind Pete Holohan (59 rec., 1988) and Mike Barber (55 rec., 1983). P Johnny Hekker punted seven times for 337 yards, a 48.1-yard gross average and 48.4-yard net average. His performance helped establish a new NFL record for net punting average in a single season at 44.2. The previous record was set in 2011 by San Francisco P Andy Lee at 44.0.

STARTING LINEUPS

ST. LOUIS RAMS

WR 12 S.Bailey	LDE 91 C.Long
TE 89 J.Cook	LDT 98 K.Langford
LT 76 R.Saffold	RDT 90 M.Brockers
LG 65 C.Williams	RDE 94 R.Quinn
C 61 T.Barnes	RLB 58 J.Dunbar
RG 66 S.Smith	MLB 55 J.Laurinaitis
RT 72 J.Barksdale	LLB 52 A.Ogletree
WR 18 A.Pettis	LCB 22 T.Johnson
QB 10 K.Clemens	RCB 21 J.Jenkins
HB 30 Z.Stacy	FS 23 R.McLeod
TE 88 L.Kendricks	SS 25 T.McDonald

SEATTLE SEAHAWKS

TE 86 Z.Miller	LDE 79 R.Bryant
LT 76 R.Okung	LDT 99 T.McDaniel
LG 67 P.McQuistan	RDT 92 B.Mebane
C 60 M.Unger	RDE 91 C.Clemens
RG 64 J.Sweezy	OLB 51 B.Irvin
RT 68 B.Giacomini	MLB 54 B.Wagner
TE 87 K.Davis	OLB 53 M.Smith
WR 82 L.Wilson	LCB 25 R.Sherman
QB 3 R.Wilson	RCB 41 B.Maxwell
WR 19 B.Walters	SS 31 K.Chancellor
RB 24 M.Lynch	FS 29 E.Thomas

ST. LOUIS SUBSTITUTIONS: K 4 G.Zuerlein, P 6 J.Hekker, WR 13 C.Givens, WR 19 J.Veltung, S 20 D.Stewart, RB 24 I.Peadar, S 27 M.Giordano, CB 32 B.McGee, RB 34 C.Reynolds, RB 36 B.Cunningham, S 38 C.Davis, LS 44 J.McQuaide, TE 46 C.Harkey, LB 50 R.Armstrong, LB 51 W.Witherspoon, LB 53 D.Bates, G/C 67 B.Jones, G 70 B.Washington, TE 82 M.McNeill, WR 83 B.Quick, DT 93 J.Cudjo, DE 95 W.Hayes, DE 97 E.Sims

SCORING SUMMARY

VISITOR	1	2	3	4	OT	TOTAL	FIELD GOALS
Si. Louis Rams	0	0	3	6	0	9	G.Zuerlein (36)
HOME Seattle Seahawks	7	6	7	7	0	27	S.Hauschka (28) (35)

TEAM	Qtr	Clock Time	Play (Extra Point) (Drive Info)	Visitor Home	
				Visitor	Home
Seahawks	1	9:50	M.Smith 37 yd. interception return (S.Hauschka kick)	0	7
Seahawks	2	6:14	S.Hauschka 28 yd. Field Goal (11-65, 6:32)	0	10
Seahawks	2	0:03	S.Hauschka 35 yd. Field Goal (10-44, 2:40)	0	13
Rams	3	10:49	G.Zuerlein 36 yd. Field Goal (5-13, 1:28)	3	13
Seahawks	3	2:21	M.Lynch 2 yd. run (S.Hauschka kick) (14-80, 8:28)	3	20
Seahawks	4	9:14	G.Tate 47 yd. pass from R.Wilson (S.Hauschka kick) (4-61, 2:10)	3	27
Rams	4	4:13	J.Cook 2 yd. pass from K.Clemens (pass failed) (13-71, 5:01)	9	27

FINAL TEAM STATISTICS

	RAMS	SEAHAWKS		RAMS	SEAHAWKS
TOTAL FIRST DOWNS	11	20	FGs - PATs Had Blocked	0-0	0-0
By Rushing	1	7	Net Punting Average	48.4	43.5
By Passing	8	8	TOTAL RETURN YARDAGE	57	35
By Penalty	2	5	No. and Yards Punt Returns	5-57	2-2
THIRD DOWN EFFICIENCY	2-11-18%	4-13-31%	No. and Yards Kickoff Returns	3-54	0-0
FOURTH DOWN EFFICIENCY	0-0-0%	1-1-100%	No. and Yards Interception Returns	0-0	2-37
TOTAL NET YARDS	158	269	PENALTIES Number and Yards	12-87	7-65
Total Offensive Plays	50	63	FUMBLES Number and Lost	1-0	0-0
Average gain per offensive play	3.2	4.3	TOUCHDOWNS	1	3
NET YARDS RUSHING	13	111	Rushing	0	1
Total Rushing Plays	18	36	Passing	1	1
Average gain per rushing play	0.7	3.1	Interceptions	0	1
Tackles for a loss-number and yards	3-7	6-12	EXTRA POINTS Made-Attempts	0-1	3-3
NET YARDS PASSING	145	158	Kicking Made-Attempts	0-0	3-3
Times thrown	2-12	4-14	Passing Made-Attempts	0-1	0-0
Gross yards passing	157	172	FIELD GOALS Made-Attempts	1-1	2-2
PASS ATTEMPTS-COMP-HAD INT	30-21-2	23-15-0	RED ZONE EFFICIENCY	1-2-50%	1-3-33%
Avg gain per pass play	4.5	5.9	GOAL TO GO EFFICIENCY	1-1-100%	1-3-33%
KICKOFFS Number-In End Zone-TBs	3-2-2	6-5-3	SAFETIES	0	0
PUNTS Number and Average	7-48.1	6-53.0	FINAL SCORE	9	27
Had Blocked	0	0	TIME OF POSSESSION	26:20	33:40

FINAL INDIVIDUAL STATISTICS

ST. LOUIS RAMS								SEATTLE SEAHAWKS								
RUSHING								RUSHING								
Z.Stacy	ATT	YDS	AVG	LG	TD			M.Lynch	ATT	YDS	AVG	LG	TD			
K.Clemens	2	2	1.0	3	0			R.Turbin	7	13	1.9	7	0			
C.Givens	1	-4	-4.0	-4	0			G.Tate	1	2	2.0	2	0			
Total	18	13	0.7	7	0			R.Wilson	5	-1	-0.2	8	0			
								Total								
								36 111 3.1 14 1								
PASSING								PASSING								
K.Clemens	ATT	CMP	YDS	SK/YD	TD	LG	IN	R.Wilson	ATT	CMP	YDS	SK/YD	TD	LG	IN	
Total	30	21	157	2/12	1	21	2	Total	23	15	172	4/14	1	47	0	
RECEIVING								RECEIVING								
L.Kendricks	NO	YDS	AVG	LG	TD			G.Tate	NO	YDS	AVG	LG	TD			
J.Cook	5	54	10.8	21	0			Z.Miller	3	21	7.0	14	0			
S.Bailey	4	33	8.3	13	0			R.Lockette	1	8	8.0	8	0			
Z.Stacy	4	23	5.8	8	0			D.Coleman	1	6	6.0	6	0			
A.Pettis	2	15	7.5	8	0			M.Lynch	1	4	4.0	4	0			
B.Cunningham	1	2	2.0	2	0			L.Wilson	1	4	4.0	4	0			
Total	21	157	7.5	21	1			Total	15	172	11.5	47	1			
INTERCEPTIONS								INTERCEPTIONS								
None								M.Smith								
								1 37 37.0 37 1								
								B.Maxwell								
								1 0 0.0 0 0								
								Total								
								2 37 18.5 37 1								
PUNTING								PUNTING								
J.Hekker	NO	YDS	AVG	NET	TB/120	LG			J.Ryan	NO	YDS	AVG	NET	TB/120	LG	
Total	7	337	48.1	48.4	0/1	58			Total	6	318	53.0	43.5	0/3	68	
PUNT RETURNS								PUNT RETURNS								
J.Veltung	NO	YDS	AVG	FC	LG	TD			G.Tate	NO	YDS	AVG	FC	LG	TD	
A.Pettis	2	37	18.5	0	32	0			Total	2	-2	-1.0	3	5	0	
Total	5	57	11.4	0	32	0										
KICKOFF RETURNS								KICKOFF RETURNS								
I.Pead	NO	YDS	AVG	FC	LG	TD			None							
B.Cunningham	1	0	0.0	0	0	0										
Total	3	54	18.0	0	31	0										

DEFENSIVE STATISTICS (Based on coaches' film review)

PLAYER	T	S	A	S-YDS	I-YDS	PD	FF	FR	PLAYER	T	S	A	S-YDS	I-YDS	PD	FF	FR
A.Ogletree	11	8	3	0-0	0-0	1	0	0	C.Long	3	2	1	1-1	0-0	0	0	0
M.Brockers	10	8	2	0-0	0-0	0	0	0	J.Cudjo	2	1	1	0-0	0-0	0	0	0
J.Laurinaitis	10	6	4	0-0	0-0	0	0	0	J.Dunbar	2	2	0	0-0	0-0	0	0	0
R.McLeod	9	4	5	0-0	0-0	1	0	0	W.Hayes	2	2	0	0-0	0-0	0	0	0
T.Johnson	7	6	1	0-0	0-0	0	0	0	E.Sims	2	1	1	1-6	0-0	0	0	0
T.McDonald	4	3	1	0-0	0-0	0	0	0	J.Jenkins	1	1	0	0-0	0-0	0	0	0
B.McGee	4	3	1	0-0	0-0	0	0	0	D.Stewart	1	1	0	0-0	0-0	0	0	0
R.Quinn	4	3	1	1-3	0-0	0	0	0	TOTAL	75	52	23	4-14	0-0	2	0	0
K.Langford	3	1	2	1-4	0-0	0	0	0									

2013 ST. LOUIS RAMS DEFENSIVE STATS



(based on coaches' video tape evaluations)

TACKLES	Total	Solo	Asst.	Sacks	Yards	Int.	*PD	QB Press.	QB Hits	*FF	*FR
Alec Ogletree	155	124	31	1.5	8.5	1	7	5	3	6	0
James Laurinaitis	144	104	40	3.5	26.5	2	8	2	4	0	2
Rodney McLeod	87	68	19	0.0	0.0	2	5	0	0	1	2
Michael Brockers	75	40	35	5.5	24.0	0	0	13	16	2	0
Janoris Jenkins	69	57	12	1.0	0.0	1	18	0	0	0	0
Kendall Langford	69	42	27	5.0	28.0	0	3	20	5	0	0
Trumaine Johnson	66	58	8	0.0	0.0	3	7	0	0	0	0
Robert Quinn	57	41	16	19.0	145.0	0	0	36	33	7	2
T.J. McDonald	56	43	13	1.0	9.0	1	3	0	0	0	0
Jo-Lonn Dunbar	54	38	16	0.0	0.0	0	0	3	3	0	0
Chris Long	50	27	23	8.5	48.0	0	3	39	20	2	2
Eugene Sims	40	25	15	2.0	13.0	0	1	11	8	0	0
Darian Stewart	36	30	6	0.0	0.0	0	4	0	1	1	1
William Hayes	36	21	15	5.0	24.0	1	1	14	12	1	3
Cortland Finnegan	35	24	11	0.0	0.0	1	0	0	0	0	0
Jermelle Cudjo	27	8	19	0.0	0.0	0	1	2	2	0	0
Will Witherspoon	13	13	0	0.0	0.0	1	1	1	0	0	0
Matt Conrath	11	5	6	1.0	0.0	0	1	4	2	0	0
Brandon McGee	10	7	3	0.0	0.0	0	0	0	0	0	0
Matt Giordano	5	3	2	0.0	0.0	1	0	1	0	0	0
Ray Ray Armstrong	3	3	0	0.0	0.0	0	0	0	0	0	1
Gerald Rivers	1	1	0	0.0	0.0	0	0	1	0	0	0
Quinton Pointer	1	1	0	0.0	0.0	0	0	0	0	0	0
Total	1,100	783	317	53.0	326.0	14	63	152	109	20	13

* PD is passes defended

SPECIAL TEAMS TACKLES

Ray Ray Armstrong.....	12
Stedman Bailey.....	7
Matt Giordano.....	6
Brandon McGee.....	6
Chase Reynolds.....	6
Cody Davis.....	6
Daren Bates.....	4
Darian Stewart.....	3
Rodney McLeod.....	3
Benny Cunningham.....	3
Eugene Sims.....	3
Isaiah Pead.....	3
Will Witherspoon.....	3
Johnny Hekker.....	2
Greg Zuerlein.....	1
Total.....	68

SACK LEADERS

	No.	Yards
Robert Quinn.....	19.0	145.0
Chris Long.....	8.5	48.0
Michael Brockers.....	5.5	24.0
William Hayes.....	5.0	24.0
Kendall Langford.....	5.0	28.0
James Laurinaitis.....	3.5	26.5
Eugene Sims.....	2.0	13.0
Alec Ogletree.....	1.5	8.5
T.J. McDonald.....	1.0	9.0
Matt Conrath.....	1.0	0.0
Janoris Jenkins.....	1.0	0.0
Total.....	53.0	326.0

RAMS 2013 UNOFFICIAL DEPTH CHART

OFFENSE

WR	13 Chris Givens	83 Brian Quick	12 <u>Stedman Bailey</u>	
TE	89 Jared Cook	46 Cory Harkey		
LT	76 Rodger Saffold	73 Mike Person		
LG	65 Chris Williams	66 Shelley Smith	70 Brandon Washington	
C	61 Tim Barnes	67 <u>Barrett Jones</u>		
RG	62 Harvey Dahl	66 Shelley Smith	70 Brandon Washington	
RT	72 Joe Barksdale	73 Mike Person		
WR	18 Austin Pettis	11 <u>Tavon Austin</u>	19 <u>Justin Veltung</u>	
QB	10 Kellen Clemens	9 Austin Davis		
HB	30 <u>Zac Stacy</u>	36 <u>Benny Cunningham</u>	26 Daryl Richardson	24 Isaiah Pead 34 Chase Reynolds
TE	88 Lance Kendricks	82 Mike McNeill		

DEFENSE

LDE	91 Chris Long	95 William Hayes	57 Sammy Brown	
LDT	98 Kendall Langford	71 Matt Conrath		
RDT	90 Michael Brockers	93 Jermelle Cudjo		
RDE	94 Robert Quinn	97 Eugene Sims		
RLB	58 Jo-Lonn Dunbar	51 Will Witherspoon	53 <u>Daren Bates</u>	
MLB	55 James Laurinaitis			
LLB	52 <u>Alec Ogletree</u>	50 <u>Ray Ray Armstrong</u>		
LCB	22 Trumaine Johnson	33 Quinton Pointer		
RCB	21 Janoris Jenkins	32 <u>Brandon McGee</u>		
FS	23 Rodney McLeod	20 Darian Stewart	38 <u>Cody Davis</u>	
SS	25 T.J. McDonald	27 Matt Giordano		

SPECIALISTS

P	6 Johnny Hekker			
K	4 Greg Zuerlein			
H	6 Johnny Hekker			
LS	44 Jake McQuaide			
PR	11 <u>Tavon Austin</u>	19 <u>Justin Veltung</u>		
KR	36 <u>Benny Cunningham</u>	11 <u>Tavon Austin</u>	24 Isaiah Pead	

RAMS 2013 ALPHABETICAL ROSTER

#	Player	Pos	Ht	Wt	DOB	Age	Exp	College	H.S. Hometown	How Acq
50	Armstrong, Ray Ray	LB	6-3	234	3/5/1991	22	R	Miami (Fla.)	Sanford, Fla.	FA-'13
11	Austin, Tavon	WR	5-8	176	3/15/1991	22	R	West Virginia	Baltimore, Md.	D1A-'13
12	Bailey, Stedman	WR	5-10	194	11/11/1990	23	R	West Virginia	Miami, Fla.	D3B-'13
72	Barksdale, Joe	T	6-5	326	1/1/1988	25	3	LSU	Detroit, Mich.	W(OAK)-'12
61	Barnes, Tim	C	6-4	306	5/14/1988	25	2	Missouri	Longwood, Mo.	FA-'11
53	Bates, Daren	LB	5-11	225	11/27/1990	23	R	Auburn	Olive Branch, Miss.	FA-'13
90	Brockers, Michael	DT	6-5	326	12/21/1990	23	2	LSU	Houston, Tex.	D1-'12
57	Brown, Sammy	DE	6-2	254	4/17/1990	23	1	Houston	Wiggins, Miss.	FA-'12
10	Clemens, Kellen	QB	6-2	221	6/7/1983	30	8	Oregon	Burns, Ore.	W(HOU)-'11
71	Conrath, Matt	DT	6-7	306	8/11/1989	24	2	Virginia	Oak Lawn, Ill.	FA-'12
89	Cook, Jared	TE	6-5	254	4/7/1987	26	5	South Carolina	Suwanee, Ga.	UFA(TEN)-'13
93	Cudjo, Jermelle	DT	6-2	304	9/28/1986	27	4	Central Oklahoma	Lawton, Okla.	FA-'09
36	Cunningham, Benny	RB	5-10	217	7/7/1990	23	R	Middle Tennessee	Nashville, Tenn.	FA-'13
62	Dahl, Harvey	G	6-5	306	6/24/1981	32	7	Nevada-Reno	Fallon, Nev.	UFA(ATL)-'11
9	Davis, Austin	QB	6-2	221	6/2/1989	24	1	Southern Miss	Collinsville, Miss.	FA-'13
38	Davis, Cody	S	6-1	206	6/6/1989	24	R	Texas Tech	Stephenville, Tex.	FA-'13
58	Dunbar, Jo-Lonn	LB	6-0	235	3/13/1985	28	6	Boston College	Syracuse, N.Y.	UFA (NO)-'12
27	Giordano, Matt	S	5-11	208	10/16/1982	31	9	Cal	Clovis, Calif.	UFA (OAK)-'13
13	Givens, Chris	WR	6-0	203	12/6/1989	23	2	Wake Forest	Wylie, Tex.	D4-'12
46	Harkey, Cory	TE	6-4	259	6/17/1990	23	2	UCLA	Chino Hills, Calif.	FA-'12
95	Hayes, William	DE	6-3	278	5/2/1985	29	6	Winston-Salem State	High Point, N.C.	UFA (TEN)-'12
6	Hekker, Johnny	P	6-5	236	2/8/1990	23	2	Oregon State	Bothell, Wash.	FA-'12
21	Jenkins, Janoris	CB	5-10	198	10/29/1988	25	2	North Alabama	Pahokee, Fla.	D2B-'12
22	Johnson, Trumaine	CB	6-2	208	1/1/1990	24	2	Montana	Stockton, Calif.	D3-'12
67	Jones, Barrett	C/G	6-4	308	5/25/1990	24	R	Alabama	Germantown, Tenn.	D4-'13
88	Kendricks, Lance	TE	6-3	250	1/30/1988	26	3	Wisconsin	Milwaukee, Wisc.	D2-'11
98	Langford, Kendall	DT	6-6	313	1/27/1986	28	6	Hampton	Petersburg, Va.	UFA (MIA)-'12
55	Laurinaitis, James	LB	6-2	248	12/3/1986	27	5	Ohio State	Plymouth, Minn.	D2-'09
91	Long, Chris	DE	6-3	268	3/28/1985	29	6	Virginia	Charlottesville, Va.	D1-'08
25	McDonald, T.J.	S	6-2	217	1/26/1991	22	R	USC	Fresno, Calif.	D3A-'13
32	McGee, Brandon	CB	5-11	193	12/11/1990	23	R	Miami (Fla.)	Plantation, Fla.	D5A-'13
23	McLeod, Rodney	S	5-10	195	6/23/1990	24	2	Virginia	Oxon Hill, Md.	FA-'12
82	McNeill, Mike	TE	6-4	240	3/7/1988	26	3	Nebraska	St. Louis, Mo.	FA-'11
44	McQuaide, Jake	LS	6-2	244	12/7/1987	26	3	Ohio State	Cincinnati, Ohio	FA-'11
52	Ogletree, Alec	LB	6-2	245	9/25/1991	22	R	Georgia	Newnan, Ga.	D1B-'13
24	Pead, Isaiah	RB	5-10	204	12/14/1989	24	2	Cincinnati	Columbus, Ohio	D2C-'12
73	Person, Mike	T	6-4	299	6/17/1988	25	3	Montana St.	Glendive, Mont.	W(SEA)-'13
18	Pettis, Austin	WR	6-3	203	2/8/1988	25	3	Boise State	Orange, Calif.	D3-'11
33	Pointer, Quinton	CB	5-9	194	4/16/1988	25	2	UNLV	Ft. Myers, Fla.	FA-'12
83	Quick, Brian	WR	6-3	218	6/5/1989	24	2	Appalachian St.	Columbia, S.C.	D2A-'12
94	Quinn, Robert	DE	6-4	264	5/18/1990	23	3	North Carolina	Ladson, S.C.	D1-'11
34	Reynolds, Chase	RB	6-0	205	10/22/1987	25	1	Montana	Drummond, Mont.	FA-'11
26	Richardson, Daryl	RB	5-10	206	4/12/1990	23	2	Abilene Christian	Jacksonville, Fla.	D7B-'12
76	Saffold, Rodger	T	6-5	332	6/6/1988	26	4	Indiana	Bedford, Ohio	D2-'10
97	Sims, Eugene	DE	6-6	269	3/18/1986	28	4	West Texas A&M	Mt. Olive, Miss.	D6B-'10
66	Smith, Shelley	G	6-4	312	5/21/1987	26	4	Colorado State	Avondale, Ari.	W(HOU)-'12
30	Stacy, Zac	RB	5-8	224	4/9/1991	22	R	Vanderbilt	Centreville, Ala.	D5B-'13
20	Stewart, Darian	S	5-11	214	8/4/1988	25	4	South Carolina	Huntsville, Ala.	FA-'10
19	Veltung, Justin	WR	5-11	182	3/30/1991	22	R	Idaho	Puyallup, Wash.	FA-'13
70	Washington, Brandon	G	6-2	318	8/13/1988	25	1	Miami (Fla.)	Miami, Fla.	FA-'12
65	Williams, Chris	G	6-6	326	8/26/1985	28	6	Vanderbilt	Baton Rouge, La.	FA-'12
51	Witherspoon, Will	LB	6-1	242	8/19/1980	33	12	Georgia	Panama City, Fla.	UFA (TEN)-'13
4	Zuerlein, Greg	K	6-0	196	12/27/1987	25	2	Missouri Western	Lincoln, Nebr.	D6-'12
Practice Squad (8)										
86	Adams, Harry	WR	6-0	183	11/27/1989	24	R	Auburn	Ft. Lauderdale, Fla.	FA-'13
16	Blake, Emory	WR	6-0	192	7/18/1991	22	R	Auburn	Austin, Tex.	FA-'13
96	Brodine, Mason	DE	6-7	284	2/18/1988	25	1	Nebraska-Kearney	Elm Creek, Neb.	FA-'12
41	Burley, Marcus	CB	5-10	185	7/16/1990	23	R	Delaware	Richmond, Va.	FA-'13
84	Cunningham, Justice	TE	6-3	258	1/14/1991	22	R	South Carolina	Pageland, S.C.	FA-'13
64	Hooley, Sean	OL	6-9	304	7/26/1990	23	R	Cincinnati	Litchfield, Mich.	FA-'13
56	McSurdy, Caleb	LB	6-1	237	2/24/1990	23	1	Montana	Boise, Id.	FA-'13
35	Woodard, Darren	CB	5-11	175	9/21/1989	24	R	UTEP	Freeport, Tex.	FA-'13
Injured/Reserve (7)										
8	Bradford, Sam	QB	6-4	224	11/8/1987	26	4	Oklahoma	Oklahoma City, Okla.	D1-'10
37	Daniels, Matt	S	6-0	212	9/27/1989	24	2	Duke	Fayetteville, Ga.	FA-'12
31	Finnegan, Cortland	CB	5-10	179	2/2/1984	30	8	Samford	Milton, Fla.	UFA (TEN)-'12
77	Long, Jake	T	6-7	322	5/9/1985	29	6	Michigan	Lapeer, Mich.	UFA (MIA)-'13
3	Quinn, Brady	QB	6-3	235	10/27/1984	29	7	Notre Dame	Dublin, Ohio	FA-'13
54	Steward, Phillip	LB	6-1	235	9/7/1990	23	R	Houston	Missouri City, Tex.	FA-'13
63	Wells, Scott	C	6-2	302	1/7/1981	32	10	Tennessee	Brentwood, Tenn.	UFA (GB)-'12

RAMS 2013 NUMERICAL ROSTER

#	Player	Pos	Ht	Wt	Birth		NFL		College	H.S. Hometown	How Acq
					Date	Age	Exp	Age			
4	Greg Zuerlein	K	6-0	196	12/27/1987	24	2	Missouri Western	Lincoln, Nebr.	D6-'12	
6	Johnny Hekker	P	6-5	236	2/8/1990	23	2	Oregon State	Bothell, Wash.	FA-'12	
9	Austin Davis	QB	6-2	221	6/2/1989	24	1	Southern Miss	Collinsville, Miss.	FA-'13	
10	Kellen Clemens	QB	6-2	221	6/7/1983	30	8	Oregon	Burns, Ore.	W (HOU)-'11	
11	Tavon Austin	WR	5-8	176	3/15/1991	22	R	West Virginia	Baltimore, Md.	D1A-'13	
12	Stedman Bailey	WR	5-10	193	11/11/1990	23	R	West Virginia	Miami, Fla.	D3B-'13	
13	Chris Givens	WR	6-0	203	12/6/1989	23	2	Wake Forest	Wylie, Tex.	D4-'12	
18	Austin Pettis	WR	6-3	203	2/8/1988	25	3	Boise State	Orange, Calif.	D3-'11	
19	Justin Veltung	WR	5-11	182	3/30/1991	22	R	Idaho	Puyallup, Wash.	FA-'13	
20	Darian Stewart	S	5-11	214	8/4/1988	25	4	South Carolina	Huntsville, Ala.	FA-'10	
21	Janoris Jenkins	CB	5-10	198	10/29/1988	25	2	North Alabama	Pahokee, Fla.	D2B-'12	
22	Trumaine Johnson	CB	6-2	208	1/1/1990	24	2	Montana	Stockton, Calif.	D3-'12	
23	Rodney McLeod	S	5-10	195	6/23/1990	24	2	Virginia	Oxon Hill, Md.	FA-'12	
24	Isaiah Pead	RB	5-10	204	12/14/1989	24	2	Cincinnati	Columbus, Ohio	D2C-'12	
25	T.J. McDonald	S	6-2	217	1/26/1991	22	R	USC	Fresno, Calif.	D3A-'13	
26	Daryl Richardson	RB	5-10	206	4/12/1990	23	2	Abilene Christian	Jacksonville, Fla.	D7B-'12	
27	Matt Giordano	S	5-11	208	10/16/1982	31	9	Cal	Clovis, Calif.	UFA (OAK)-'13	
30	Zac Stacy	RB	5-8	214	4/9/1991	22	R	Vanderbilt	Centreville, Ala.	D5B-'13	
32	Brandon McGee	CB	5-11	193	12/11/1990	22	R	Miami (Fla.)	Plantation, Fla.	D5A-'13	
33	Quinton Pointer	S	5-9	194	4/16/1988	25	2	UNLV	Ft. Myers, Fla.	FA-'12	
34	Chase Reynolds	RB	6-0	205	10/22/1987	24	1	Montana	Drummond, Mont.	FA-'11	
36	Benny Cunningham	RB	5-10	217	7/7/1990	23	R	Middle Tennessee	Nashville, Tenn.	FA-'13	
38	Cody Davis	S	6-1	206	6/6/1989	24	R	Texas Tech	Stephenville, Tex.	FA-'13	
44	Jake McQuaide	LS	6-2	244	12/7/1987	26	3	Ohio State	Cincinnati, Ohio	FA-'11	
46	Cory Harkey	TE	6-4	259	6/17/1990	23	2	UCLA	Chino Hills, Calif.	FA-'12	
50	Ray Ray Armstrong	LB	6-3	234	3/5/1991	22	R	Miami (Fla.)	Sanford, Fla.	FA-'13	
51	Will Witherspoon	LB	6-1	242	8/19/1980	33	12	Georgia	Panama City, Fla.	UFA- (TEN) '13	
52	Alec Ogletree	LB	6-2	245	9/25/1991	22	R	Georgia	Newnan, Ga.	D1B-'13	
53	Daren Bates	LB	5-11	225	11/27/1990	23	R	Auburn	Olive Branch, Miss.	FA-'13	
55	James Laurinaitis	LB	6-2	248	12/3/1986	27	5	Ohio State	Plymouth, Minn.	D2-'09	
57	Sammy Brown	DE	6-2	254	4/17/1990	23	1	Houston	Wiggins, Miss.	FA-'12	
58	Jo-Lonn Dunbar	LB	6-0	235	3/13/1985	28	6	Boston College	Syracuse, N.Y.	UFA (NO)-'12	
61	Tim Barnes	C	6-4	306	5/14/1988	25	2	Missouri	Longwood, Mo.	FA-'11	
62	Harvey Dahl	G	6-5	306	6/24/1981	32	7	Nevada-Reno	Fallon, Nev.	UFA (ATL)-'11	
65	Chris Williams	G	6-6	326	8/26/1985	28	6	Vanderbilt	Baton Rouge, La.	FA-'12	
66	Shelley Smith	G	6-4	312	5/21/1987	26	4	Colorado State	Avondale, Ari.	W (HOU)-'12	
67	Barrett Jones	G/C	6-4	308	5/25/1990	23	R	Alabama	Germantown, Tenn.	D4-'13	
70	Brandon Washington	G	6-2	318	8/13/1988	25	1	Miami (Fla.)	Miami, Fla.	FA-'12	
71	Matt Conrath	DT	6-7	306	8/11/1989	24	2	Virginia	Oak Lawn, Ill.	FA-'12	
72	Joe Barksdale	T	6-5	326	1/1/1988	25	3	LSU	Detroit, Mich.	W (OAK)-'12	
73	Mike Person	T	6-4	299	6/17/1988	25	3	Montana St.	Glendive, Mont.	W (SEA)-'13	
76	Rodger Saffold	T	6-5	332	6/6/1988	26	4	Indiana	Bedford, Ohio	D2-'10	
82	Mike McNeill	TE	6-4	240	3/7/1988	25	3	Nebraska	St. Louis, Mo.	FA-'11	
83	Brian Quick	WR	6-3	218	6/5/1989	24	2	Appalachian St.	Columbia, S.C.	D2A-'12	
88	Lance Kendricks	TE	6-3	250	1/30/1988	26	3	Wisconsin	Milwaukee, Wisc.	D2-'11	
89	Jared Cook	TE	6-5	254	4/7/1987	26	5	South Carolina	Suwanee, Ga.	UFA (TEN)-'13	
90	Michael Brockers	DT	6-5	326	12/21/1990	23	2	LSU	Houston, Tex.	D1-'12	
91	Chris Long	DE	6-3	268	3/28/1985	29	6	Virginia	Charlottesville, Va.	D1-'08	
93	Jermelle Cudjo	DT	6-2	304	9/28/1986	27	4	Central Oklahoma	Lawton, Okla.	FA-'10	
94	Robert Quinn	DE	6-4	264	5/18/1990	23	3	North Carolina	Ladson, S.C.	D1-'11	
95	William Hayes	DE	6-3	278	5/2/1985	28	6	Winston-Salem St.	High Point, N.C.	UFA (TEN)-'12	
97	Eugene Sims	DE	6-6	269	3/18/1986	28	4	West Texas A&M	Mt. Olive, Miss.	D6B-'10	
98	Kendall Langford	DT	6-6	313	1/27/1986	28	6	Hampton	Petersburg, Va.	UFA (MIA)-'12	
Practice Squad (8)											
16	Emory Blake	WR	6-0	192	7/18/1991	22	R	Auburn	Austin, Tex.	FA-'13	
35	Darren Woodard	CB	5-11	175	9/21/1989	24	R	UTEP	Freeport, Tex.	FA-'13	
41	Marcus Burley	CB	5-10	185	7/16/1990	23	R	Delaware	Richmond, Va.	FA-'13	
56	Caleb McSurdy	LB	6-1	237	2/24/1990	23	1	Montana	Boise, Id.	FA-'13	
64	Sean Hooey	OL	6-9	304	7/26/1990	23	R	Cincinnati	Litchfield, Mich.	FA-'13	
84	Justice Cunningham	TE	6-3	258	1/14/1991	22	R	South Carolina	Pageland, S.C.	FA-'13	
86	Harry Adams	WR	6-0	183	11/27/1989	24	R	Auburn	Ft. Lauderdale, Fla.	FA-'13	
96	Mason Brodine	DE	6-7	284	2/18/1988	25	1	Nebraska-Kearney	Elm Creek, Neb.	FA-'12	
Reserved/Injured (7)											
3	Brady Quinn	QB	6-3	235	10/27/1984	29	7	Notre Dame	Dublin, Ohio	FA-'13	
8	Sam Bradford	QB	6-4	224	11/8/1987	26	4	Oklahoma	Oklahoma City, Okla.	D1-'10	
31	Cortland Finnegan	CB	5-10	179	2/2/1984	29	8	Samford	Milton, Fla.	UFA (TEN)-'12	
37	Matt Daniels	S	6-0	212	9/27/1989	24	2	Duke	Fayetteville, Ga.	FA-'12	
54	Phillip Steward	LB	6-1	235	9/7/1990	23	R	Houston	Missouri City, Tex.	FA-'13	
63	Scott Wells	C	6-2	302	1/7/1981	32	10	Tennessee	Brentwood, Tenn.	UFA (GB)-'12	
77	Jake Long	T	6-7	322	5/9/1985	29	6	Michigan	Lapeer, Mich.	UFA (MIA)-'13	

RAMS 2013 ROSTER BASED BY EXPERIENCE

	#	Player	Pos	Ht	Wt	Birth Date	Age	NFL Exp	College	H.S. Hometown	How Acq
12th year (1)	51	Witherspoon, Will	LB	6-1	242	8/19/1980	32	12	Georgia	Panama City, Fla.	UFA (TEN)-'13
10th year (1)	63	Wells, Scott (IR)	C	6-2	300	1/7/1981	32	10	Tennessee	Brentwood, Tenn.	UFA (GB)-'12
9th year (1)	27	Giordano, Matt	S	5-11	208	10/16/1982	30	9	Cal	Clovis, Calif.	UFA (OAK)-'13
8th year (2)	31	Finnegan, Cortland (IR)	CB	5-10	188	2/2/84	29	8	Samford	Milton, Fla.	UFA(TEN)-'12
	10	Clemens, Kellen	QB	6-2	220	6/7/83	30	8	Oregon	Burns, Ore.	W(HOU)-'11
7th year (2)	62	Dahl, Harvey	G	6-5	308	6/24/1981	32	7	Nevada-Reno	Fallon, NV	FA-'11
	3	Quinn, Brady (IR)	QB	6-3	235	10/27/1984	28	7	Notre Dame	Dublin, Ohio	FA-'13
6th year (6)	58	Dunbar, Jo-Lonn	LB	6-0	235	3/13/1985	28	6	Boston College	Syracuse, N.Y.	UFA (NO)-'12
	95	Hayes, William	DE	6-3	272	5/2/1985	29	6	Winston-Salem State	High Point, N.C.	UFA (TEN)-'12
	98	Langford, Kendall	DT	6-6	295	1/27/1986	28	6	Hampton	Petersburg, Va.	UFA (MIA)-'12
	91	Long, Chris	DE	6-3	276	3/28/85	29	6	Virginia	Charlottesville, Va.	D1-'08
	65	Williams, Chris	G/T	6-6	320	8/26/1985	28	6	Vanderbilt	Baton Rouge, La.	FA-'12
	77	Long, Jake	T	6-7	319	5/9/1985	29	6	Michigan	Lapeer, Mich.	UFA (MIA)-'13
5th year (2)	55	Laurinaitis, James	LB	6-2	247	12/3/86	27	5	Ohio State	Plymouth, Minn.	D2-'09
	89	Cook, Jared	TE	6-5	248	4/7/1987	26	5	South Carolina	Suwanee, Ga.	UFA(TEN)-'13
4th year (6)	8	Bradford, Sam (IR)	QB	6-4	228	11/8/87	26	4	Oklahoma	Oklahoma City, Okla.	D1-'10
	93	Cudjo, Jermelle	DT	6-2	299	9/28/86	27	4	Central Oklahoma	Lawton, Okla.	FA-'10
	76	Saffold, Rodger	T	6-5	323	6/6/88	26	4	Indiana	Bedford, Ohio	D2-'10
	92	Sims, Eugene	DE	6-6	250	3/18/86	27	4	West Texas A&M	Mt. Olive, Miss.	D6B-'10
	66	Smith, Shelley	G	6-4	297	5/21/1987	26	4	Colorado State	Avondale, Ari.	W(HOU)-'12
	20	Stewart, Darian	S	5-11	215	8/4/88	25	4	South Carolina	Huntsville, Ala.	FA-'10
3rd year (7)	68	Barksdale, Joe	T	6-5	329	1/1/1988	25	3	LSU	Detroit, Mich.	W(OAK)-'12
	88	Kendricks, Lance	TE	6-3	247	1/30/88	26	3	Wisconsin	Milwaukee, Wisc.	D2-'11
	84	McNeill, Mike	TE	6-4	235	3/7/1988	26	3	Nebraska	St. Louis, Mo.	FA-'11
	44	McQuaide, Jake	LS	6-2	247	12/7/87	26	3	Ohio State	Cincinnati, Ohio	FA-'11
	18	Pettis, Austin	WR	6-3	207	2/8/1988	25	3	Boise State	Orange, Calif.	D3-'11
	73	Person, Mike	T	6-4	299	6/17/1988	25	3	Montana St.	Glendive, Mont.	W(SEA)-'13
	94	Quinn, Robert	DE	6-4	264	5/18/90	23	3	North Carolina	Ladson, S.C.	D1-'11
2nd year (15)	61	Barnes, Tim	C	6-4	300	5/14/1988	25	2	Missouri	Longwood, Mo.	FA-'11
	90	Brockers, Michael	DT	6-5	322	12/21/1990	23	2	LSU	Houston, Tex.	D1-'12
	71	Conrath, Matt	DT	6-7	290	8/11/1989	24	2	Virginia	Oak Lawn, Ill.	FA-'12
	37	Daniels, Matthew (IR)	S	6-0	211	9/27/1989	23	2	Duke	Fayetteville, Ga.	FA-'12
	13	Givens, Chris	WR	6-0	198	12/6/1989	23	2	Wake Forest	Wylie, Tex.	D4-'12
	46	Harkey, Cory	TE	6-4	260	6/17/1990	23	2	UCLA	Chino Hills, Calif.	FA-'12
	6	Hekker, Johnny	P	6-5	227	2/8/1990	23	2	Oregon State	Bothell, Wash.	FA-'12
	21	Jenkins, Janoris	CB	5-10	193	10/29/1988	25	2	North Alabama	Pahokee, Fla.	D2B-'12
	22	Johnson, Trumaine	CB	6-2	204	1/1/1990	24	2	Montana	Stockton, Calif.	D3-'12
	38	McLeod, Rodney	S	5-10	183	6/23/1990	24	2	Virginia	Oxon Hill, Md.	FA-'12
	24	Pead, Isaiah	RB	5-10	204	12/14/1989	24	2	Cincinnati	Columbus, Ohio	D2C-'12
	33	Pointer, Quinton	S	5-9	194	4/16/1988	25	2	UNLV	Ft. Myers, Fla.	FA-'12
	83	Quick, Brian	WR	6-3	220	6/5/1989	24	2	Appalachian St.	Columbia, S.C.	D2A-'12
	26	Richardson, Daryl	RB	5-10	196	4/12/1990	23	2	Abilene Christian	Jacksonville, Fla.	D7B-'12
	4	Zuerlein, Greg	K	6-0	187	12/27/1987	25	2	Missouri Western	Lincoln, Nebr.	D6-'12
1st year (4)	57	Brown, Sammy	DE	6-2	254	4/17/1990	23	1	Houston	Wiggins, Miss.	FA-'12
	9	Davis, Austin	QB	6-2	221	6/2/1989	24	1	Southern Miss	Collinsville, Miss.	FA-'13
	34	Reynolds, Chase	RB	6-0	200	10/22/1987	26	1	Montana	Drummond, Mont.	FA-'11
	70	Washington, Brandon	G	6-2	318	8/13/1988	25	1	Miami (Fla.)	Miami, Fla.	FA-'12
Rookie (12)	50	Armstrong, Ray Ray	LB	6-3	234	3/5/1991	22	R	Miami (Fla.)	Sanford, Fla.	FA-'13
	11	Austin, Tavon	WR	5-8	174	3/15/1991	22	R	West Virginia	Baltimore, Md.	D1A-'13
	12	Bailey, Steadman	WR	5-10	193	11/11/1990	22	R	West Virginia	Miami, Fla.	D3B-'13
	53	Bates, Daren	LB	5-11	225	11/27/1990	23	R	Auburn	Olive Branch, Miss.	FA-'13
	36	Cunningham, Benny	RB	5-10	217	7/7/1990	23	R	Middle Tennessee	Nashville, Tenn.	FA-'13
	38	Davis, Cody	S	6-1	206	6/6/1989	24	R	Texas Tech	Stephenville, Tex.	FA-'13
	67	Jones, Barrett	C/G	6-4	306	5/25/1990	23	R	Alabama	Germantown, Tenn.	D4-'13
	25	McDonald, T.J.	S	6-2	219	1/26/1991	22	R	USC	Fresno, Calif.	D3A-'13
	32	McGee, Brandon	CB	5-11	193	12/11/1990	22	R	Miami (Fla.)	Plantation, Fla.	D5A-'13
	52	Ogletree, Alec	LB	6-2	242	9/25/1991	21	R	Georgia	Newnan, Ga.	D1B-'13
	30	Stacy, Zac	RB	5-8	216	4/9/1991	22	R	Vanderbilt	Centreville, Ga.	D5B-'13
	19	Veltung, Justin	WR	5-11	182	3/30/1991	22	R	Idaho	Puyallup, Wash.	FA-'13

RAMS 2013 POSITIONAL ROSTER

6/18/2014

#	Player	Pos	Ht	Wt	Birth Date	Age	NFL Exp	College	H.S. Hometown	How Acq
QUARTERBACKS (4)										
3	Brady Quinn (IR)	QB	6-3	235	10/27/1984	28	7	Notre Dame	Dublin, Ohio	FA-'13
8	Sam Bradford (IR)	QB	6-4	224	11/8/87	26	4	Oklahoma	Oklahoma City, Okla.	D1-'10
9	Austin Davis	QB	6-2	221	6/2/1989	24	1	Southern Miss	Collinsville, Miss.	FA-'13
10	Kellen Clemens	QB	6-2	221	6/7/1983	29	8	Oregon	Burns, Ore.	W(HOU)-'11
RUNNING BACKS (5)										
24	Isaiah Pead	RB	5-10	204	12/14/1989	24	2	Cincinnati	Columbus, Ohio	D2C-'12
26	Daryl Richardson	RB	5-10	206	4/12/1990	22	2	Abilene Christian	Jacksonville, Fla.	D7B-'12
30	Zac Stacy	RB	5-8	224	4/9/1991	22	R	Vanderbilt	Centreville, Ala.	D5B-'13
34	Chase Reynolds	RB	6-0	205	10/22/1987	23	1	Montana	Drummond, Mt.	FA-'11
36	Benny Cunningham	RB	5-10	217	7/7/1990	22	R	Middle Tennessee	Nashville, Tenn.	FA-'13
WIDE RECEIVERS (7)										
11	Tavon Austin	WR	5-8	176	3/15/91	22	R	West Virginia	Baltimore, Md.	D1A-'13
12	Stedman Bailey	WR	5-10	194	11/11/90	22	R	West Virginia	Miami, Fla.	D3B-'13
13	Chris Givens	WR	6-0	203	12/6/89	23	2	Wake Forest	Wylie, Tex.	D4-'12
16	Emory Blake (PS)	WR	6-0	192	7/18/1991	21	R	Auburn	Austin, Tex.	FA-'13
18	Austin Pettis	WR	6-3	203	2/8/1988	24	3	Boise State	Orange, Calif.	D3-'11
19	Justin Veltung	WR	5-11	182	3/30/1991	22	R	Idaho	Puyallup, Wash.	FA-'13
83	Brian Quick	WR	6-3	218	6/5/1989	22	2	Appalachian St.	Columbia, S.C.	D2A-'12
86	Harry Adams (PS)	WR	6-0	183	11/27/1989	24	R	Auburn	Ft. Lauderdale, Fla.	FA-'13
TIGHT ENDS (5)										
46	Cory Harkey	TE	6-4	259	6/17/90	21	2	UCLA	Chino Hills, Calif.	FA-'12
82	Mike McNeill	TE	6-4	240	3/7/88	23	3	Nebraska	St. Louis, Mo.	FA-'11
84	Justice Cunningham	TE	6-3	258	1/14/1991	22	R	South Carolina	Pageland, S.C.	FA-'13
88	Lance Kendricks	TE	6-3	250	1/30/88	26	3	Wisconsin	Milwaukee, Wisc.	D2-'11
89	Jared Cook	TE	6-5	254	4/7/1987	25	5	South Carolina	Suwanee, Ga.	UFA(TEN)-'13
OFFENSIVE LINE (13)										
61	Tim Barnes	C	6-4	306	5/14/1988	23	2	Missouri	Longwood, Mo.	FA-'11
62	Harvey Dahl	T	6-5	306	6/24/1981	30	6	Nevada-Reno	Fallon, NV	FA-'11
63	Scott Wells (IR)	C	6-2	302	1/7/81	31	10	Tennessee	Brentwood, Tenn.	UFA (GB)-'12
64	Sean Hooley (PS)	OL	6-9	304	7/26/1990	22	R	Cincinnati	Litchfield, Mich.	FA-'13
65	Chris Williams	G/T	6-6	326	8/26/1985	27	6	Vanderbilt	Baton Rouge, La.	FA-'12
66	Shelley Smith	G	6-4	312	5/21/1987	25	4	Colorado State	Avondale, Ari.	W(HOU)-'12
67	Barrett Jones	C/G	6-4	308	5/25/1990	22	R	Alabama	Germantown, Tenn.	D4-'13
70	Brandon Washington	G	6-2	318	8/13/1988	24	1	Miami (Fla.)	Miami, Fla.	FA-'12
72	Joe Barksdale	T	6-5	326	1/1/1988	24	3	LSU	Detroit, Mich.	W(OAK)-'12
73	Mike Person	T	6-4	299	6/17/1988	25	3	Montana St.	Glendive, Mont.	W(SEA)-'13
76	Rodger Saffold	T	6-5	332	6/6/88	26	4	Indiana	Bedford, Ohio	D2-'10
77	Jake Long (IR)	T	6-7	322	5/9/1985	29	6	Michigan	Lapeer, Mich.	UFA (MIA)-'13
DEFENSIVE LINE (10)										
57	Sammy Brown	DE	6-2	254	4/17/1990	22	2	Houston	Wiggins, Miss.	FA-'12
71	Matthew Conrath	DT	6-7	306	8/11/89	22	2	Virginia	Oak Lawn, Ill.	FA-'12
90	Michael Brockers	DT	6-5	326	12/21/90	23	2	LSU	Houston, Tex.	D1-'11
91	Chris Long	DE	6-3	268	3/28/85	29	5	Virginia	Charlottesville, Va.	D1-'08
93	Jermelle Cudjo	DT	6-2	304	9/28/86	27	4	Central Oklahoma	Lawton, Okla.	FA-'10
94	Robert Quinn	DE	6-4	264	5/18/90	21	3	North Carolina	Ladson, S.C.	D1-'11
95	William Hayes	DE	6-3	278	5/2/85	26	6	Winston-Salem St.	High Point, N.C.	UFA (TEN)-'12
96	Mason Brodine (PS)	DE	6-7	284	2/18/1988	24	1	Nebraska-Kearney	Elm Creek, Neb.	FA-'12
97	Eugene Sims	DE	6-6	269	3/18/86	28	4	West Texas A&M	Mt. Olive, Miss.	D6B-'10
98	Kendall Langford	DT	6-6	313	1/27/86	28	6	Hampton	Petersburg, Va.	UFA (MIA)-'12
LINEBACKERS (7)										
50	Ray Ray Armstrong	LB	6-3	234	3/5/1991	22	R	Miami (Fla.)	Sanford, Fla.	FA-'13
51	Will Witherspoon	LB	6-1	242	8/19/1980	32	12	Georgia	Panama City, Fla.	UFA (TEN)-'13
52	Alec Ogletree	LB	6-2	245	9/25/91	21	R	Georgia	Newman, Ga.	D1B-'13
53	Daren Bates	LB	5-11	225	11/27/1990	23	R	Auburn	Olive Branch, Miss.	FA-'13
55	James Laurinaitis	LB	6-2	248	12/3/86	27	5	Ohio State	Plymouth, Minn.	D2-'09
58	Jo-Lonn Dunbar	LB	6-0	235	3/13/1985	28	6	Boston College	Syracuse, N.Y.	UFA (NO)-'12
SECONDARY (12)										
20	Darian Stewart	S	5-11	214	8/4/88	25	34	South Carolina	Huntsville, Ala.	FA-'10
21	Janoris Jenkins	CB	5-10	198	10/29/88	25	2	North Alabama	Pahokee, Fla.	D2B-'12
22	Trumaine Johnson	CB	6-2	208	1/1/90	24	2	Montana	Stockton, Calif.	D3-'12
23	Rodney McLeod	S	5-10	195	6/23/90	24	2	Virginia	Oxon Hill, Md.	FA-'12
25	T.J. McDonald	S	6-2	217	1/26/91	23	R	USC	Fresno, Calif.	D3A-'13
27	Matt Giordano	S	5-11	208	10/16/82	31	9	Cal	Clovis, Calif.	UFA(OAK)-'13
31	Cortland Finnegan (IR)	CB	5-10	179	2/2/84	28	8	Samford	Milton, Fla.	UFA(TEN)-'12
32	Brandon McGee	CB	5-11	193	12/11/90	23	R	Miami (Fla.)	Plantation, Fla.	D5A-'13
33	Quinton Pointer	S	5-9	194	4/16/1988	24	2	UNLV	Ft. Myers, Fla.	FA-'12
35	Darren Woodard (PS)	CB	5-11	175	9/21/1989	24	R	UTEP	Freeport, Tex.	FA-'13
41	Marcus Burley	CB	5-10	185	7/16/1990	23	R	Delaware	Richmond, Va.	FA-'13
38	Cody Davis	S	6-1	206	6/6/1989	23	R	Texas Tech	Stephenville, Tex.	FA-'13
SPECIALISTS (3)										
4	Greg Zuerlein	K	6-0	196	12/27/87	24	2	Missouri Western	Lincoln, Neb.	D6-'12
6	Johnny Hekker	P	6-5	236	2/8/1990	22	2	Oregon State	Bothell, Wash.	FA-'12
44	Jake McQuaide	LS	6-2	244	12/7/87	26	3	Ohio State	Cincinnati, Ohio	FA-'11

RAMS 2013 PARTICIPATION

#	Player	2013				1	2	3	4	5	6	7	8	9	10	11	12	13	14	15	16
		GP	GS	D	IA	9/8	9/15	9/22	9/26	10/6	10/13	10/20	10/28	11/3	11/10	11/24	12/1	12/8	12/15	12/22	12/29
86	Adams, Harry	0	0	0	0	O	O	O	O	O	O	O	O	O	O	O	O	O	O	O	PS
11	Austin, Tavon	13	3	0	3	X	WR	RB	X	X	X	X	X	X	X	WR	X	IA	IA	IA	IA
50	Armstrong, Ray Ray	16	0	0	0	X	X	X	X	X	X	X	X	X	X	X	X	X	X	X	X
12	Bailey, Steadman	16	2	0	0	X	X	X	X	X	X	X	X	X	X	X	WR	X	X	X	WR
68	Barksdale, Joe	16	13	0	0	X	X	RT	RT	RT	RT	RT	RT	RT	RT	RT	X	RT	RT	RT	RT
61	Barnes, Tim	16	4	0	0	X	X	X	X	X	X	X	X	X	X	X	C	C	C	C	C
53	Bates, Daren	15	0	0	1	X	X	X	X	X	X	X	X	X	X	IA	X	X	X	X	X
16	Blake, Emory	0	0	0	0	PS	PS	PS	PS	PS	PS	PS	PS	PS	PS	PS	PS	PS	PS	PS	PS
8	Bradford, Sam	7	7	0	0	QB	QB	QB	QB	QB	QB	QB	IR	IR	IR	IR	IR	IR	IR	IR	IR
90	Brockers, Michael	16	16	0	0	RDT	RDT	RDT	RDT	RDT	RDT	RDT	RDT	RDT	RDT	RDT	RDT	RDT	RDT	RDT	RDT
96	Brodine, Mason	0	0	0	0	PS	PS	PS	PS	PS	PS	PS	PS	PS	PS	PS	PS	PS	PS	PS	PS
57	Brown, Sammy	0	0	0	1	PS	PS	PS	PS	PS	PS	PS	PS	PS	PS	PS	PS	PS	PS	PS	IA
41	Burley, Marcus	0	0	0	0	O	O	O	O	O	O	O	O	O	O	O	O	O	O	O	PS
10	Clemens, Kellen	10	9	6	0	D	D	D	D	D	D	X	QB	QB	QB	QB	QB	QB	QB	QB	QB
71	Conrath, Matt	8	0	0	8	X	X	X	X	IA	IA	IA	IA	IA	X	IA	X	X	X	IA	IA
89	Cook, Jared	16	12	0	0	TE	TE	TE	TE	TE	X	X	TE	TE	TE	TE	X	TE	TE	TE	TE
93	Cudjo, Jermelle	13	0	0	3	X	X	X	X	X	X	X	X	X	X	IA	IA	IA	X	X	X
84	Cunningham, Justice	0	0	0	0	O	O	O	O	O	O	O	O	O	O	PS	PS	PS	PS	PS	PS
36	Cunningham, Benny	14	0	0	2	X	X	X	X	X	IA	IA	X	X	X	X	X	X	X	X	X
62	Dahl, Harvey	9	9	0	7	RG	RG	RG	RG	RG	RG	RG	IA	IA	IA	IA	RG	IA	IA	IA	IA
37	Daniels, Matt	2	0	0	0	X	X	IR	IR	IR	IR	IR	IR	IR	IR	IR	IR	IR	IR	IR	IR
9	Davis, Austin	0	0	0	8	O	O	O	O	O	O	D	D	D	D	D	D	D	D	D	D
38	Davis, Cody	12	0	0	0	PS	PS	PS	PS	X	X	X	X	X	X	X	X	X	X	X	X
58	Dunbar, Jo-Lonn	12	10	0	0	O	O	O	O	X	RLB	X	RLB	RLB	RLB	RLB	RLB	RLB	RLB	RLB	RLB
31	Finnegan, Cortland	7	5	0	3	LCB	LCB	LCB	LCB	IA	IA	IA	X	LCB	X	IR	IR	IR	IR	IR	IR
13	Givens, Chris	16	14	0	0	WR	WR	WR	WR	WR	WR	WR	WR	WR	WR	WR	X	WR	WR	WR	X
27	Giordano, Matt	16	2	0	0	X	X	X	X	CB	X	CB	X	X	X	X	X	X	X	X	X
46	Harkey, Cory	15	10	0	1	IA	X	X	X	TE	TE	TE	TE	TE	TE	TE	TE	TE	TE	X	X
95	Hayes, William	14	0	0	2	X	X	X	IA	IA	X	X	X	X	X	X	X	X	X	X	X
6	Hekker, Johnny	16	0	0	0	X	X	X	X	X	X	X	X	X	X	X	X	X	X	X	X
64	Hooley, Sean	0	0	0	0	PS	PS	PS	PS	PS	PS	PS	PS	PS	PS	PS	PS	PS	PS	PS	PS
21	Jenkins, Janoris	16	16	0	0	RCB	RCB	RCB	RCB	RCB	RCB	RCB	RCB	RCB	RCB	RCB	RCB	RCB	RCB	RCB	RCB
22	Johnson, Trumaine	16	12	0	0	X	X	CB	X	LCB	LCB	LCB	X	LCB	LCB	LCB	LCB	LCB	LCB	LCB	LCB
67	Jones, Barrett	4	0	0	12	IA	IA	IA	IA	IA	IA	IA	IA	IA	IA	IA	X	X	X	X	X
88	Kendricks, Lance	15	13	0	1	TE	X	TE	TE	TE	TE	TE	TE	X	IA	TE	TE	TE	TE	TE	TE
98	Langford, Kendall	16	16	0	0	LDT	LDT	LDT	LDT	LDT	LDT	LDT	LDT	LDT	LDT	LDT	LDT	LDT	LDT	LDT	LDT
55	Laurinaitis, James	16	16	0	0	MLB	MLB	MLB	MLB	MLB	MLB	MLB	MLB	MLB	MLB	MLB	MLB	MLB	MLB	MLB	MLB
91	Long, Chris	16	16	0	0	LDE	LDE	LDE	LDE	LDE	LDE	LDE	LDE	LDE	LDE	LDE	LDE	LDE	LDE	LDE	LDE
77	Long, Jake	15	15	0	0	LT	LT	LT	LT	LT	LT	LT	LT	LT	LT	LT	LT	LT	LT	LT	IR
25	McDonald, T.J.	10	10	0	0	SS	SS	SS	SS	IR	IR	IR	IR	IR	SS	SS	SS	SS	SS	SS	SS
32	McGee, Brandon	15	0	0	1	X	X	X	X	X	X	X	X	X	X	X	IA	X	X	X	X
23	McLeod, Rodney	16	16	0	0	FS	FS	FS	FS	FS	FS	FS	FS	FS	FS	FS	FS	FS	FS	FS	FS
84	McNeill, Mike	14	0	0	2	X	X	IA	IA	X	X	X	X	X	X	X	X	X	X	X	X
44	McQuaide, Jake	16	0	0	0	X	X	X	X	X	X	X	X	X	X	X	X	X	X	X	X
56	McSurdy, Caleb	0	0	0	0	O	O	O	O	O	O	O	O	O	O	O	O	PS	PS	PS	PS
52	Ogletree, Alec	16	16	0	0	LLB	LLB	LLB	LLB	LLB	LLB	LLB	LLB	LLB	LLB	LLB	LLB	LLB	LLB	LLB	LLB
24	Pead, Isaiah	10	0	3	2	SUS	X	X	IA	X	D	D	IA	D	X	X	X	X	X	X	X
73	Person, Mike	0	0	0	14	O	O	IA	IA	IA	IA	IA	IA	IA	IA	IA	IA	IA	IA	IA	IA
18	Pettis, Austin	16	6	0	0	WR	WR	WR	WR	X	X	X	WR	X	X	X	X	X	X	X	WR
33	Pointer, Quinton	2	0	0	6	IA	IA	O	PS	PS	PS	PS	PS	PS	IA	X	X	IA	IA	IA	IA
83	Quick, Brian	16	4	0	0	X	X	X	X	X	WR	WR	X	X	WR	X	X	X	X	WR	X
3	Quinn, Brady	0	0	0	3	O	O	O	O	O	O	O	IA	IA	IA	IR	IR	IR	IR	IR	IR
94	Quinn, Robert	16	16	0	0	RDE	RDE	RDE	RDE	RDE	RDE	RDE	RDE	RDE	RDE	RDE	RDE	RDE	RDE	RDE	RDE
34	Reynolds, Chase	16	0	0	0	X	X	X	X	X	X	X	X	X	X	X	X	X	X	X	X
26	Richardson, Daryl	8	3	0	8	RB	RB	X	RB	X	X	X	IA	IA	IA	IA	IA	IA	IA	IA	IA
99	Rivers, Gerald	2	0	0	11	IA	IA	IA	X	X	IA	IA	IA	IA	IA	IA	IA	IA	O	O	O
76	Saffold, Rodger	12	9	0	4	RT	RT	IA	IA	IA	IA	X	X	RG	RG	RG	RT	RG	RG	RG	LT
92	Sims, Eugene	16	0	0	0	X	X	X	X	X	X	X	X	X	X	X	X	X	X	X	X
66	Smith, Shelley	13	2	1	2	X	IA	D	X	X	X	X	RG	X	X	X	IA	X	X	X	RG
30	Stacy, Zac	14	12	0	2	X	IA	IA	X	RB	RB	RB	RB	RB	RB	RB	RB	RB	RB	RB	RB
79	Starks, Max	2	0	0	0	O	O	X	X	O	O	O	O	O	O	O	O	O	O	O	O
47	Stevens, Eric	0	0	0	0	PS	PS	PS	O	O	O	O	O	O	O	O	O	O	O	O	O
20	Stewart, Darian	14	6	0	2	IA	IA	X	X	SS	SS	SS	SS	SS	SS	X	X	X	X	X	X
59	Stewart, Jonathan	0	0	0	1	IA	PS	PS	PS	PS	PS	PS	O	O	O	O	O	O	O	O	O
19	Veltung, Justin	3	0	0	0	PS	PS	PS	PS	PS	PS	PS	PS	PS	PS	PS	PS	PS	X	X	X
70	Washington, Brandon	1	0	0	9	IA	IA	IA	IA	IA	IA	IA	PS	PS	PS	PS	PS	IA	IA	IA	X
63	Wells, Scott	12	12	0	1	C	C	C	C	C	C	C	C	C	C	C	C	IA	IR	IR	IR
65	Williams, Chris	16	16	0	0	LG	LG	LG	LG	LG	LG	LG	LG	LG	LG	LG	LG	LG	LG	LG	LG
51	Witherspoon, Will	16	3	0	0	RLB	RLB	X	RLB	X	X	X	X	X	X	X	X	X	X	X	X
35	Woodard, Darren	0	0	0	0	PS	O	O	O	PS	PS	PS	PS	PS	PS	PS	PS	PS	PS	PS	PS
4	Zuerlein, Greg	16	0	0	0	X	X	X	X	X	X	X	X	X	X	X	X	X	X	X	X

(Pos) - Starter; X - Reserve; DNP - Did Not Play; IA - Inactive; IR - Injured Reserve; PS - Practice Squad; O - Not on Roster; U - Unsigned; E - Roster Exemption; PUP - Physically Unable to Perform; GP - Games Played; GS - Started; D - Did Not Play; IA - Inactive; SUS - Reserve/Suspended; NFI - Non Football Injury List; CEX - Reserve/Commissioners Exempt; US - Reserve/Unsigned

ST. LOUIS RAMS 2013 TRANSACTIONS

Date	Name	Move	Date	Name	Move
Feb. 5	WR Titus Young	Claimed off waivers from DET	Aug. 31	DE Mason Brodine	Waived
Feb. 15	WR Titus Young	Waived	Aug. 31	LB Sammy Brown	Waived
Mar. 6	T Wayne Hunter	Released	Aug. 31	QB Austin Davis	Waived
Mar. 11	S Quintin Mikell	Released	Aug. 31	S Cody Davis	Waived
Mar. 13	TE Jared Cook	Signed as an unrestricted free agent (TEN)	Aug. 31	DT Garrett Goebel	Waived
Mar. 22	T Jake Long	Signed as an unrestricted free agent (MIA)	Aug. 31	S Rashard Hall	Waived
Mar. 22	TE Matthew Mulligan	Released	Aug. 31	T Sean Hooley	Waived
Apr. 2	G/T Chris Williams	Signed	Aug. 31	WR Nick Johnson	Waived
Apr. 16	QB Kellen Clemens	Signed	Aug. 31	TE Philip Lutzenkirchen	Waived
Apr. 25	WR Tavon Austin	Selected in the 1st Round (8th overall)	Aug. 31	CB Andre Martin	Waived
Apr. 25	LB Alec Ogletree	Selected in the 1st Round (30th overall)	Aug. 31	TE Zach Potter	Waived
Apr. 26	S T.J. McDonald	Selected in the 3rd Round (71st overall)	Aug. 31	FB Eric Stevens	Waived
Apr. 26	WR Steadman Bailey	Selected in the 3rd Round (92nd overall)	Aug. 31	CB Drew Thomas	Waived
Apr. 27	C/G Barrett Jones	Selected in the 4th Round (113rd overall)	Aug. 31	WR Justin Veltung	Waived
Apr. 27	CB Brandon McGee	Selected in the 5th Round (149th overall)	Aug. 31	T D.J. Young	Waived
Apr. 27	RB Zac Stacy	Selected in the 5th Round (160th overall)	Aug. 31	DE R.J. Washington	Waived
Apr. 29	S Cody Davis	Signed as an undrafted free agent	Aug. 31	CB Darren Woodard	Waived
Apr. 29	DT Garrett Goebel	Signed as an undrafted free agent	Aug. 31	LB Josh Hull	Waived
Apr. 29	LS Jorgen Hus	Signed as an undrafted free agent	Aug. 31	T Ty Nsekhe	Waived/Injured
Apr. 29	CB Robert Steeples	Signed as an undrafted free agent	Aug. 31	LB Jo-Lonn Dunbar	Placed on Reserve/Suspended
Apr. 29	FB Eric Stevens	Signed as an undrafted free agent	Aug. 31	RB Isaiah Pead	Placed on Reserve/Suspended
Apr. 30	WR C.J. Akins	Signed as an undrafted free agent	Sept. 1	WR Emory Blake	Signed to the Practice Squad
Apr. 30	LB Daren Bates	Signed as an undrafted free agent	Sept. 1	DE Mason Brodine	Signed to the Practice Squad
Apr. 30	RB Benjamin Cunningham	Signed as an undrafted free agent	Sept. 1	LB Sammy Brown	Signed to the Practice Squad
Apr. 30	TE Philip Lutzenkirchen	Signed as an undrafted free agent	Sept. 1	S Cody Davis	Signed to the Practice Squad
Apr. 30	S Cannon Smith	Signed as an undrafted free agent	Sept. 1	T Sean Hooley	Signed to the Practice Squad
May 1	K Brett Baer	Signed as an undrafted free agent	Sept. 1	FB Eric Stevens	Signed to the Practice Squad
May 1	WR Emory Blake	Signed as an undrafted free agent	Sept. 1	WR Justin Veltung	Signed to the Practice Squad
May 1	DT Al Lapuaho	Signed as an undrafted free agent	Sept. 1	CB Darren Woodard	Signed to the Practice Squad
May 2	LB Jonathan Stewart	Signed as an undrafted free agent	Sept. 3	LB Jo-Lonn Dunbar	Released
May 9	LB Ray Ray Armstrong	Signed as an undrafted free agent	Sept. 10	RB Isaiah Pead	Activated
May 9	T Braden Brown	Signed as an undrafted free agent	Sept. 10	LB Jonathan Stewart	Waived
May 9	DE Gerald Rivers	Signed as an undrafted free agent	Sept. 10	CB Darren Woodard	Waived from Practice Squad
May 9	G Kevin Saia	Signed as an undrafted free agent	Sept. 12	LB Jonathan Stewart	Signed to the Practice Squad
May 9	LB Phillip Steward	Signed as an undrafted free agent	Sept. 16	S Matt Daniels	Placed on Reserve/Injured
May 9	CB Drew Thomas	Signed as an undrafted free agent	Sept. 16	T Mike Person	Claimed off Waivers (SEA)
May 9	DE R.J. Washington	Signed as an undrafted free agent	Sept. 19	T Max Starks	Signed
May 9	CB Darren Woodard	Signed as an undrafted free agent	Sept. 19	CB Quinton Pointer	Waived
May 13	T Sean Hooley	Signed as an undrafted free agent	Sept. 21	CB Quinton Pointer	Signed to the Practice Squad
May 13	QB Timothy Jenkins	Signed as an undrafted free agent	Sept. 25	FB Eric Stevens	Signed to the Practice Squad
May 13	LB Joseph Lebeau	Signed as an undrafted free agent	Sept. 25	WR Emory Blake	Waived from Practice Squad
May 13	CB Andre Martin	Signed as an undrafted free agent	Sept. 27	S T.J. McDonald	Placed on Reserve-Injured: Des. To Return
May 13	WR Scott Pillar	Signed as an undrafted free agent	Sept. 27	S Cody Davis	Signed to the Active Roster from Practice Squad
May 13	S Don Unamba	Signed as an undrafted free agent	Sept. 30	WR Emory Blake	Signed to the Practice Squad
May 15	WR Andrew Helmick	Signed as an undrafted free agent	Oct. 1	LB Jo-Lonn Dunbar	Signed
May 20	TE Zach Potter	Signed as an unrestricted free agent (JAC)	Oct. 1	T Max Starks	Released
May 21	T Terrell Brown	Signed as an undrafted free agent	Oct. 1	FB Eric Stevens	Waived from Practice Squad
May 28	WR C.J. Akins	Waived/Injured	Oct. 1	CB Darren Woodard	Signed to the Practice Squad
May 28	TE Colby Prince	Signed	Oct. 21	WR C.J. Akins	Waived from Reserve-Injured
June 12	WR Scott Pillar	Waived	Oct. 22	G Brandon Washington	Waived
June 12	G Ryan Lee	Signed	Oct. 22	LB Jonathan Stewart	Waived from Practice Squad
June 14	S Matt Giordano	Signed	Oct. 23	QB Sam Bradford	Placed on "Reserve-Injured"
June 14	S Don Unamba	Waived	Oct. 23	QB Austin Davis	Signed
July 17	T Terrell Brown	Waived	Oct. 23	QB Brady Quinn	Signed
July 17	LB Phillip Steward	Waived/Injured	Oct. 24	G Brandon Washington	Signed to the Practice Squad
July 22	LB Will Witherspoon	Signed	Nov. 23	S T.J. McDonald	Activated from "Reserve-Injured, Des. To Return"
July 23	WR Demetrius Fields	Signed		CB Quinton Pointer	Signed to the Active Roster from Practice Squad
July 23	S Rashard Hall	Signed		CB Cortland Finnegan	Placed on "Reserve-Injured"
July 23	S Cannon Smith	Waived		QB Brady Quinn	Placed on "Reserve-Injured"
July 24	G Rokevious Watkins	Waived	Nov. 26	TE Brad Smelley	Signed to the Practice Squad
July 29	OL Graham Pocic	Signed	Nov. 28	TE Brad Smelley	Waived from Practice Squad
July 30	T Braden Brown	Waived/Injured		TE Justice Cunningham	Signed to the Practice Squad
July 30	C/G Kevin Saia	Waived/Injured	Dec. 10	C Scott Wells	Placed on "Reserve-Injured"
July 31	WR Justin Veltung	Signed		G Brandon Washington	Signed to the Active Roster from Practice Squad
Aug. 12	T D.J. Young	Signed		LB Caleb McCurdy	Signed to the Practice Squad
Aug. 19	TE Cameron Graham	Waived	Dec. 14	DE Gerald Rivers	Waived
Aug. 21	RB Terrance Ganaway	Waived/Left Team		WR/PR Justin Veltung	Signed to the Active Roster from Practice Squad
Aug. 26	P/K Brett Baer	Waived	Dec. 18	CB Marcus Burney	Signed to the Practice Squad
Aug. 26	WR Demetrius Fields	Waived	Dec. 24	T Jake Long	Placed on "Reserve-Injured"
Aug. 26	WR Andrew Helmick	Waived		DE Sammy Brown	Signed to the Active Roster from Practice Squad
Aug. 26	LS Jorgen Hus	Waived		WR Harry Adams	Signed to the Practice Squad
Aug. 26	QB Timothy Jenkins	Waived			
Aug. 26	DT Al Lapuaho	Waived			
Aug. 26	LB Joseph Lebeau	Waived			
Aug. 26	TE Colby Prince	Waived			
Aug. 26	WR Raymond Radway	Waived			
Aug. 26	CB Robert Steeples	Waived			
Aug. 26	OL Graham Pocic	Waived/Injured			
Aug. 27	LB Jabara Williams	Waived			
Aug. 27	G Ryan Lee	Waived/Injured			
Aug. 31	WR Emory Blake	Waived			

RAMS COACHES AND PRONUNCIATION

Head Coach	Jeff Fisher
Assistant Head Coach	Dave McGinnis
Special Teams Coordinator	John Fassel
Offensive Coordinator	Brian Schottenheimer
Defensive Coordinator	Tim Walton
Assistant Strength	Adam Bailey
Tight Ends	Rob Boras
Offensive Line	Paul T. Boudreau
Assistant Special Teams	Paul F. Boudreau
Assistant Linebackers	Joe Bowden
Linebackers	Frank Bush
Secondary	Chuck Cecil
Quarterbacks	Frank Cignetti
Assistant Offensive Line	Andy Dickerson
Assistant Secondary	Brandon Fisher
Strength & Conditioning	Rock Gullickson
Wide Receivers	Ray Sherman
Assistant Defensive Line	Clyde Simmons
Running Backs	Ben Sirmans
Quality Control/Offense	Andy Sugarman
Defensive Line	Mike Waufle
Quality Control/Defense	Dennard Wilson

PRONUNCIATION GUIDE

PLAYERS

11 TAVON Austin	TAY-von
93 Jermelle CUDJO	COO-joe
27 Matt GIORDANO	gee-or-DON-oh
55 James LAURINAITIS	Lore-in-eye-tis
23 Rodney McLEOD	mic-CLOUD
4 Greg ZUERLEIN	ZURR-line



STAT PACK

THE 2014 MEDIA GUIDE OF THE
ST. LOUIS RAMS

RAMS ALL-TIME LEADERS



Bold denotes player active with Rams

Italics denotes rookie

CAREER RUSHING

	Years	Att.	Yards	Avg.	Long	TD
1.	Jackson, Steven..... 2004-12	2,395	10,135	4.2	59t	56
2.	Dickerson, Eric..... 1983-87	1,525	7,245	4.8	85t	56
3.	Faulk, Marshall..... 1999-2006	1,447	6,959	4.8	71t	58
4.	McCutcheon, Lawrence 1973-79	1,435	6,186	4.3	48	23
5.	Bass, Dick 1960-69	1,218	5,417	4.5	73t	34
6.	Towler, Dan..... 1950-55	672	3,493	5.2	79t	44
7.	Josephson, Les..... 1964-67, 69-74	797	3,407	4.3	75	17
8.	Younger, Paul (Tank) 1949-57	682	3,296	4.8	75t	17
9.	Tyler, Wendell 1977-82	720	3,266	4.5	69t	33
10.	Bryant, Cullen 1973-81, 87	802	3,119	3.9	26	20

SEASON RUSHING

	Year	Att.	Yds.	Avg.	Long	TD
1.	Dickerson, Eric 1984	379	2,105	5.6	66	14
2.	Dickerson, Eric 1986	404	1,821	4.5	42t	11
3.	Dickerson, Eric 1983	390	1,808	4.6	85t	18
4.	Jackson, Steven 2006	346	1,528	4.4	59t	13
5.	Bettis, Jerome..... 1993	294	1,429	4.9	71t	7
6.	Jackson, Steven 2009	324	1,416	4.4	58	4
7.	Faulk, Marshall 2001	260	1,382	5.3	71t	12
8.	Faulk, Marshall 1999	253	1,381	5.5	58	7
9.	White, Charles 1987	324	1,374	4.2	58	11
10.	Faulk, Marshall 2000	253	1,359	5.4	36	18

CAREER PASSING (Based on Yards)

	Years	Att.	Comp.	Yards	Pct.	TD	Int.
1.	Everett, Jim..... 1986-93	3,277	1,847	23,758	.564	142	123
2.	Bulger, Marc 2001-09	3,171	1,969	22,814	.621	122	93
3.	Gabriel, Roman 1962-72	3,313	1,705	22,223	.515	154	112
4.	Van Brocklin, Norm..... 1949-57	1,897	1,011	16,114	.533	118	127
5.	Warner, Kurt 1998-03	1,688	1,121	14,447	.664	102	65
6.	Waterfield, Bob 1945-52	1,618	814	11,893	.503	99	128
7.	Bradford, Sam..... 2010-	1,760	1,032	11,065	.586	59	38
8.	Ferragamo, Vince 1977-84	1,288	730	9,376	.567	70	71
9.	Haden, Pat..... 1976-81	1,363	731	9,296	.536	52	60
10.	Wade, Bill 1954-60	1,116	602	8,572	.539	56	68

CAREER PASSING (Based on Rating; Minimum 1,500 Attempts)

	Years	Att.	Comp.	Yards	Pct.	TD	Int.	Rating
1.	Warner, Kurt 1998-03	1,688	1,121	14,447	.664	102	65	97.2
2.	Bulger, Marc 2001-09	3,171	1,969	22,814	.621	122	93	84.4
3.	Everett, Jim..... 1986-93	3,277	1,847	23,758	.564	142	123	78.1
4.	Bradford, Sam..... 2010-	1,760	1,032	11,065	.586	59	38	79.3
5.	Van Brocklin, Norm.. 1949-57	1,897	1,011	16,114	.533	118	127	74.7

SEASON PASSING (Based on Yards)

	Year	Att.	Comp.	Yards	Pct.	TD	Int.
1.	Warner, Kurt 2001	546	375	4,830	68.7	36	22
2.	Warner, Kurt 1999	499	325	4,353	65.1	41	13
3.	Everett, Jim..... 1989	518	304	4,310	58.7	29	17
4.	Bulger, Marc 2006	588	370	4,301	63.0	24	8
5.	Everett, Jim..... 1990	554	307	3,989	55.4	23	17
6.	Everett, Jim..... 1988	517	308	3,964	59.6	31	18
	Bulger, Marc 2004	485	321	3,964	66.2	21	14
8.	Bulger, Marc 2003	532	336	3,845	63.2	22	22
9.	Bradford, Sam..... 2012	551	328	3,702	59.5	21	13
10.	Bradford, Sam..... 2010	590	354	3,512	60.0	18	15

CAREER RECEPTIONS

		Years	No.	Yards	Avg.	Long	TD
1.	Bruce, Isaac	1994-2007	942	14,109	15.0	80t	84
2.	Holt, Torry	1999-2008	869	12,660	14.6	85t	74
3.	Ellard, Henry	1983-93	593	9,761	16.5	81t	48
4.	Faulk, Marshall (RB)	1999-2006	470	4,071	8.7	72t	27
5.	Jackson, Steven (RB)	2004-12	407	3,324	8.2	64t	8
6.	Fears, Tom.....	1948-56	400	5,397	13.4	80t	38
7.	Hirsch, Elroy.....	1949-57	343	6,299	18.4	91t	53
8.	Snow, Jack.....	1965-75	340	6,012	17.7	84t	45
9.	Phillips, Jim.....	1958-64	333	4,953	14.9	93t	27
10.	Benton, Jim.....	1938-40, 42, 44-47	275	4,566	16.6	84t	42

SEASON RECEPTIONS

		Year	No.	Yards	Avg.	Long	TD
1.	Bruce, Isaac	1995	119	1,781	15.0	72	13
2.	Holt, Torry	2003	117	1,696	14.5	48	12
3.	Holt, Torry	2005	102	1,331	13.0	44	9
4.	Holt, Torry	2004	94	1,372	14.6	75t	10
5.	Holt, Torry	2007	93	1,189	12.8	40	7
	Holt, Torry	2006	93	1,188	12.8	67t	10
7.	Holt, Torry	2002	91	1,302	14.3	58	4
8.	Jackson, Steven.....	2006	90	806	9.0	64t	3
9.	Bruce, Isaac	2004	89	1,292	14.5	56	6
10.	Bruce, Isaac	2000	87	1,471	16.9	78t	9
	Faulk, Marshall (RB).....	1999	87	1,048	12.0	57t	5

CAREER RECEIVING YARDS

		Years	No.	Yards	Avg.	Long	TD
1.	Bruce, Isaac	1994-2007	942	14,109	15.0	80t	84
2.	Holt, Torry	1999-2008	869	12,660	14.6	85t	74
3.	Ellard, Henry	1983-93	593	9,761	16.6	81t	48
4.	Hirsch, Elroy.....	1949-57	343	6,299	18.4	91t	53
5.	Snow, Jack.....	1965-75	340	6,012	17.7	84t	45
6.	Fears, Tom.....	1948-56	400	5,397	13.4	80t	38
7.	Anderson, Willie.....	1988-94	259	5,246	20.3	78t	26
8.	Phillips, Jim.....	1958-64	333	4,953	14.9	93t	27
9.	Benton, Jim.....	1938-40, 42, 44-47	275	4,566	16.6	84t	42
10.	Faulk, Marshall.....	1999-2006	470	4,071	8.7	72t	27

SEASON RECEIVING YARDS

		Years	No.	Yards	Avg.	Long	TD
1.	Bruce, Isaac	1995	119	1,781	15.0	72	13
2.	Holt, Torry	2003	117	1,696	14.5	48	12
3.	Holt, Torry	2000	82	1,635	19.9	85t	6
4.	Hirsch, Elroy.....	1951	66	1,495	22.7	91	17
5.	Bruce, Isaac	2000	87	1,471	16.9	78t	9
6.	Ellard, Henry	1988	86	1,414	16.4	68	10
7.	Ellard, Henry	1989	70	1,382	19.7	53	8
8.	Holt, Torry	2004	94	1,372	14.6	75t	10
9.	Holt, Torry	2001	81	1,363	16.8	51	7
10.	Bruce, Isaac	1996	84	1,338	15.9	70	7

CAREER YARDS FROM SCRIMMAGE

			TOTAL		RUSHING		RECEIVING	
		Years	Touches	Yards	Rush	Yards	Rec.	Yards
1.	Bruce, Isaac	1994-2007	965	14,259	23	150	942	14,109
2.	Jackson, Steven.....	2004-12	2,802	13,459	2,395	10,135	407	3,324
3.	Holt, Torry	1999-2008	880	12,717	11	57	869	12,660
4.	Faulk, Marshall.....	1999-2006	1,917	11,030	1,447	6,959	470	4,071
5.	Ellard, Henry	1983-93	611	9,816	18	55	593	9,761
6.	Dickerson, Eric.....	1983-87	1,648	8,157	1,525	7,245	123	912
7.	McCutcheon, Lawrence.....	1972-79	1,619	7,869	1,435	6,186	184	1,683
8.	Bass, Dick.....	1960-69	1,432	7,262	1,218	5,417	214	1,845
9.	Hirsch, Elroy.....	1949-57	417	6,616	74	317	343	6,299
10.	Snow, Jack.....	1965-75	342	6,015	2	3	340	6,012

CAREER KICKOFF RETURN AVERAGE (Minimum 75)

	Years	No.	Yards	Avg.	Long	TD	
1.	Horne, Tony	1998-00	143	3,577	25.0	103t	4
2.	Arnett, Jon	1957-63	104	2,590	24.9	71t	2
3.	Lewis, Woodley	1950-55	108	2,575	23.8	88t	1
4.	Amendola, Danny	2009-12	118	2,776	23.5	84	0
5.	Brown, Ron	1984-89, 91	169	3,918	23.2	98t	4
6.	Harris, Arlen	2003-05	99	2,147	21.7	42	0

SEASON KICKOFF RETURN AVERAGE (Minimum One Per Game)

	Year	No.	Yards	Avg.	Long	TD	
1.	Smith, Verda (Vitamin T.)	1950	22	742	33.7	97	3
2.	Brown, Ron	1985	28	918	32.8	98t	3
3.	Wilson, Tom	1956	15	477	31.8	103t	1
4.	Bass, Dick	1961	23	698	30.3	64	0
5.	Williams, Travis	1971	25	743	29.7	105t	1
	Horne, Tony	1999	30	892	29.7	101t	2

CAREER PUNT RETURN AVERAGE (Minimum 75)

	Years	No.	Yards	Avg.	Long	TD	
1.	Hakim, Az-Zahir	1998-01	112	1,278	11.4	86t	2
2.	Ellard, Henry	1983-93	135	1,527	11.3	83t	4
3.	Smith, Verda (Vitamin T.)	1949-53	75	814	10.9	85t	1
4.	Kennison, Eddie	1996-98	103	1,085	10.5	78t	3
5.	Irvin, LeRoy	1980-89	146	1,451	9.9	84t	4

SEASON PUNT RETURN AVERAGE (Minimum One Per Punt)

	Year	No.	Yards	Avg.	Long	TD	
1.	Lewis, Woodley	1952	19	351	18.5	83t	2
2.	Smith, Verda (Vitamin T.)	1949	27	427	15.8	85t	1
3.	Horvath, Les	1948	13	203	15.6	27	0
4.	Hakim, Az-Zahir	2000	32	489	15.3	86t	1
5.	Hall, Dante	2007	19	286	15.1	85t	1

CAREER ALL-PURPOSE YARDS

	Years	Touches	Yards	Rush	Yards	Rec.	Yards	PR	Yards	KR	Yards	
1.	Bruce, Isaac	1994-2007	965	14,311	23	150	942	14,109	0	52	0	0
2.	Jackson, Steven	2004-12	2,806	13,538	2,395	10,135	407	3,324	0	0	4	79
2.	Holt, Torry	1999-2008	883	12,732	11	57	869	12,660	3	15	0	0
4.	Ellard, Henry	1983-93	765	11,707	18	55	593	9,761	135	1,527	19	364
5.	Faulk, Marshall	1999-2006	1,919	11,048	1,447	6,959	470	4,071	0	0	2	18
6.	Bass, Dick	1960-69	1,510	8,936	1,218	5,417	214	1,845	24	263	54	1,415
7.	Dickerson, Eric	1983-87	1,648	8,157	1,525	7,245	123	912	0	0	0	0
8.	Arnett, Jon	1957-63	1,042	8,036	688	2,852	175	1,911	75	683	104	2,590
9.	McCutcheon, L.	1972-79	1,620	7,875	1,435	6,186	184	1,683	0	0	1	6
10.	Bryant, Cullen ...	1973-81, 1987	1,080	6,735	802	3,119	142	1,149	71	707	65	1,760

CAREER SCORING

	Years	TD	PAT	FG	2-Pt.	Tot. Pts.	
1.	Wilkins, Jeff	1997-2007	0	428	265	0	1,223
2.	Lansford, Mike	1982-90	0	315	158	0	789
3.	Waterfield, Bob	1945-52	13	315	60	0	573
4.	Gossett, Bruce	1964-69	0	211	120	0	571
5.	Faulk, Marshall	1999-2006	85	0	0	7	524

SEASON SCORING

	Year	TD	PAT	FG	2-Pt.	Tot. Pts.	
1.	Wilkins, Jeff	2003	0	46	39	0	163
2.	Faulk, Marshall (RB)	2000	26	0	0	2	160
3.	Wilkins, Jeff	2006	0	35	32	0	131
4.	Ray, David	1973	0	40	30	0	130
5.	Faulk, Marshall (RB)	2001	21	0	0	1	128

CAREER INTERCEPTIONS

	Years	No.	Yards	Avg.	Long	TD	
1.	Meador, Ed	1959-70	46	547	11.9	38t	5
2.	Cromwell, Nolan	1977-87	37	671	18.1	94	4
3.	Irvin, LeRoy	1980-89	34	654	19.2	81t	5
4.	Lyght, Todd	1991-00	31	359	11.6	57t	4
5.	Lyle, Keith	1994-00	28	336	12.0	68	0
	Perry, Rod	1975-82	28	386	13.8	83t	4
	Williams, Clarence	1965-72	28	428	15.3	65t	2
	Sherman, Will	1954-60	28	515	18.4	95t	3
9.	Elmendorf, Dave	1971-79	27	421	15.6	57t	2
10.	Thomas, Pat.....	1976-82	26	292	11.2	64	1

SEASON INTERCEPTIONS

	Year	No.	Yards	Avg.	Long	TD	
1.	<i>Lane, Dick (Night Train)</i>	<i>1952</i>	<i>*14</i>	<i>298</i>	<i>21.3</i>	<i>80t</i>	<i>2</i>
2.	<i>Lewis, Woodley</i>	<i>1950</i>	<i>12</i>	<i>275</i>	<i>22.9</i>	<i>36</i>	<i>0</i>
3.	Sherman, Will	1955	11	101	9.2	36	0
4.	Jackson, Monte	1976	10	173	17.3	46t	3
5.	McNeil, Ryan.....	1997	9	127	14.1	75t	1
	Lyle, Keith	1996	9	152	16.9	68	0
	<i>Burroughs, Don</i>	<i>1955</i>	<i>9</i>	<i>103</i>	<i>11.4</i>	<i>34</i>	<i>0</i>
	<i>Sims, George.....</i>	<i>1949</i>	<i>9</i>	<i>78</i>	<i>8.7</i>	<i>27</i>	<i>1</i>

*NFL Record

MOST CAREER PUNTS

	Years	No.	Yards	Avg.	TB	In 20	Long	Blocks	
1.	Donnie Jones.....	2007-2011	449	20,924	46.6	39	133	80	1
2.	Hatcher, Dale.....	1985-89, 1991	432	17,302	40.1	28	121	67	2
3.	Landeta, Sean	'93-96, 2003-04	380	16,747	44.2	42	90	70	0
4.	Van Brocklin, Norm.....	1951-1957	343	14,783	43.1	–	–	71	1
5.	Studstill, Pat.....	1968-1971	298	11,980	40.2	25	–	60	0
	Villanueva, Danny.....	1961-1964	296	13,099	44.3	13	–	68	1

SEASON PUNTING AVERAGE

	Year	No.	Yards	Avg.	TB	In 20	Long	Blocked	
1.	Jones, Donnie.....	2008	82	4,100	50.0	7	20	68	0
2.	Jones, Donnie.....	2007	78	3,684	47.2	9	18	80	0
3.	Jones, Donnie.....	2009	90	4,212	46.8	10	34	63	0
4.	Hekker, Johnny	2013	78	3,609	46.3	4	19	64	0
5.	Hekker, Johnny.....	2012	82	3,756	45.8	4	22	68	0
6.	Villanueva, Danny.....	1962	87	3,960	45.5	7	–	65	1
	Jones, Donnie.....	2010	94	4,276	45.5	4	32	63	0
8.	Turk, Matt	2006	69	3,132	45.4	7	26	74	1
	Villanueva, Danny.....	1963	81	3,678	45.4	0	–	68	0

RAMS YEAR-BY-YEAR LEADERS



PASSING

Year	Player	Att.	Cmp.	Yards	Pct.	TD	Int.	Long	Sk/Yds	Rating
1937	Snyder, Bob	66	25	378	37.9	1	14			23.0
1938	Snyder, Bob	87	36	631	41.4	0	9			27.2
1939	Hall, Parker	208	106	1,227	51.0	9	13			57.5
1940	Hall, Parker	183	77	1,108	42.1	1	16			27.8
1941	Hall, Parker	190	84	863	44.2	7	19	39		30.5
1942	Hall, Parker	140	62	815	44.3	7	19	59		40.3
1943	Suspended Play/W.W. II									
1944	Reisz, Albie	113	49	777	43.4	8	10	70		53.6
1945	Waterfield, Bob	171	88	1,609	51.4	14	16	84		72.5
1946	Waterfield, Bob	256	128	1,772	50.0	17	18	57		65.9
1947	Waterfield, Bob	221	96	1,210	43.4	8	18	45		39.2
1948	Hardy, Jim	211	112	1,390	50.7	14	7	69t		82.1
1949	Waterfield, Bob	296	154	2,168	52.0	17	24	71t		61.3
1950	Van Brocklin, Norm	233	127	2,061	54.5	18	14	58		85.1
1951	Waterfield, Bob	176	88	1,566	50.0	13	10	91t		81.8
1952	Van Brocklin, Norm	205	113	1,736	55.1	14	17	84t		71.5
1953	Van Brocklin, Norm	286	156	2,393	54.5	19	14	70t		84.1
1954	Van Brocklin, Norm	260	139	2,637	53.5	13	21	80t		71.9
1955	Van Brocklin, Norm	272	144	1,890	52.9	8	15	74t		62.0
1956	Wade, Bill	178	91	1,461	51.1	10	13	76t		67.2
1957	Van Brocklin, Norm	265	132	2,105	49.8	20	21	81t		68.8
1958	Wade, Bill	341	181	2,875	53.1	18	22	93t		72.2
1959	Wade, Bill	261	153	2,001	58.6	12	17	72t		71.1
1960	Wade, Bill	182	106	1,294	58.2	12	11	63		77.0
1961	Bratkowski, Zeke	230	124	1,547	53.9	8	13	84t		63.1
1962	Bratkowski, Zeke	219	110	1,541	50.2	9	16	80t		56.5
1963	Gabriel, Roman	281	130	1,947	46.3	8	11	77t	44/337	62.7
1964	Munson, Bill	223	108	1,533	48.4	9	15	95t	23/183	56.5
1965	Gabriel, Roman	173	83	1,321	48.0	11	5	60t	14/97	83.0
1966	Gabriel, Roman	397	217	2,540	54.7	10	16	84t	48/319	65.9
1967	Gabriel, Roman	371	196	2,779	52.8	25	13	80t	24/201	85.7
1968	Gabriel, Roman	366	184	2,364	50.3	19	16	60t	27/296	70.0
1969	Gabriel, Roman	399	217	2,549	54.4	24	7	93t	14/182	86.8
1970	Gabriel, Roman	407	211	2,552	52.0	16	12	71	20/134	72.2
1971	Gabriel, Roman	352	180	2,238	51.1	17	10	68	25/200	75.5
1972	Gabriel, Roman	323	165	2,027	51.1	12	15	57	12/102	63.8
1973	Hadl, John	258	135	2,008	52.3	22	11	69	17/126	88.8
1974	Harris, James	198	106	1,544	53.5	11	6	50	12/101	85.3
1975	Harris, James	285	157	2,148	55.1	14	15	54	21/180	73.8
1976	Harris, James	158	91	1,460	57.6	8	6	80	14/151	89.8
1977	Haden, Pat	216	122	1,551	56.5	11	6	58	17/151	84.4
1978	Haden, Pat	444	229	2,995	51.6	13	19	68t	32/216	65.0
1979	Haden, Pat	290	163	1,854	56.2	11	14	50	21/178	68.2
1980	Ferragamo, Vince	404	240	3,199	59.4	30	19	74t	23/191	89.7
1981	Haden, Pat	267	138	1,815	51.7	9	13	64	28/227	64.4
1982	Ferragamo, Vince	209	118	1,609	56.5	9	9	85t	7/65	77.7
1983	Ferragamo, Vince	464	274	3,276	59.1	22	23	61t	21/178	75.5
1984	Kemp, Jeff	284	143	2,021	50.4	13	7	63t	24/190	78.7
1985	Brock, Dieter	365	218	2,658	59.7	16	13	64t	51/351	81.8
1986	Everett, Jim	147	73	1,018	49.7	8	8	60t	8/50	67.8
1987	Everett, Jim	302	162	2,064	53.6	10	13	81t	17/139	68.4
1988	Everett, Jim	517	308	3,964	59.6	31	18	69t	28/197	89.2
1989	Everett, Jim	518	304	4,310	58.7	29	17	78t	29/214	90.6
1990	Everett, Jim	554	307	3,989	55.4	23	17	55t	30/198	79.3
1991	Everett, Jim	490	277	3,438	56.5	11	20	78	30/200	68.9
1992	Everett, Jim	475	281	3,323	59.2	22	18	67t	26/204	80.1
1993	Everett, Jim	274	135	1,652	49.3	8	12	60t	18/125	59.7
1994	Miller, Chris	317	173	2,104	54.6	16	14	54	28/193	73.6
1995	Miller, Chris	405	232	2,623	57.3	18	15	72	31/244	76.2
1996	Banks, Tony	368	192	2,544	52.2	15	15	77t	48/306	71.0
1997	Banks, Tony	487	252	3,254	51.7	14	13	76	43/317	71.5
1998	Banks, Tony	408	241	2,535	59.1	7	14	80t	41/237	68.6
1999	Warner, Kurt	499	325	4,353	65.1	41	13	75t	29/201	109.2
2000	Green, Trent	240	145	2,063	60.4	16	5	64	24/145	101.8
2001	Warner, Kurt	546	375	4,830	68.7	36	22	65t	38/233	101.4
2002	Bulger, Marc	214	138	1,826	64.5	14	6	58	12/102	101.5
2003	Bulger, Marc	532	336	3,845	63.2	22	22	48	37/288	81.4
2004	Bulger, Marc	485	321	3,964	66.2	21	14	56	41/302	93.7
2005	Bulger, Marc	287	192	2,297	66.9	14	9	57t	26/192	94.4
2006	Bulger, Marc	588	370	4,301	63.0	24	8	67t	49/366	92.9
2007	Bulger, Marc	378	221	2,392	58.5	11	15	40	37/269	70.3
2008	Bulger, Marc	440	251	2,720	57.0	11	13	80t	38/263	71.4
2009	Bulger, Marc	247	140	1,469	56.7	5	6	50	14/85	70.7

2010	<i>Bradford, Sam</i>	590	354	3,512	60.0	18	15	49	34/244	76.5
2011	<i>Bradford, Sam</i>	357	191	2,614	53.5	6	6	68	36/248	70.5
2012	<i>Bradford, Sam</i>	328	551	3,702	59.5	21	13	80t	35/233	82.5
2013	<i>Bradford, Sam</i>	159	262	1,678	60.7	14	4	73	15/97	90.9

RUSHING

Year	Player	Att.	Yards	Avg.	Long	TD
1937	Drake, Johnny (Zero)	98	333	3.4		3
1938	Davis, Corbett	71	202	2.8		3
1939	Hall, Parker	120	458	3.8		2
1940	Drake, Johnny (Zero)	130	480	3.6		9
1941	Drake, Johnny (Zero)	101	246	2.4	15	2
1942	Magnani, Dante	59	344	5.8	71	2
1943	Suspended Play/W.W. II					
1944	West, Pat	66	220	3.3	31	0
1945	Gehrke, Fred	74	467	6.3	72	7
1946	Gehrke, Fred	71	371	5.2	53	3
1947	Washington, Kenny	60	444	7.4	92t	5
1948	Hoerner, Dick	76	354	4.7	23	4
1949	Hoerner, Dick	155	582	3.7	37	6
1950	<i>Davis, Glenn</i>	88	416	4.7	55	3
1951	Towler, Dan	126	854	6.8	79t	6
1952	Towler, Dan	156	894	5.7	44t	10
1953	Towler, Dan	152	879	5.8	73t	7
1954	Younger, Paul (Tank)	91	610	6.7	75t	8
1955	<i>Waller, Ron</i>	151	716	4.7	55t	7
1956	Waller, Ron	83	543	6.5	46	1
1957	Wilson, Tom	127	616	4.9	46	3
1958	Arnett, Jon	133	683	5.1	57	6
1959	Matson, Ollie	161	863	5.4	50	6
1960	Arnett, Jon	104	436	4.2	31	2
1961	Arnett, Jon	158	609	3.9	26	4
1962	Bass, Dick	196	1,033	5.3	57	6
1963	Bass, Dick	143	577	3.6	51	5
1964	Wilson, Ben	159	553	3.5	27	5
1965	Bass, Dick	121	549	4.5	44t	2
1966	Bass, Dick	248	1,090	4.4	50	8
1967	Josephson, Les	178	800	4.5	27	4
1968	Ellison, Willie	151	616	4.1	52t	5
1969	Smith, Larry	166	599	3.6	46	1
1970	Josephson, Les	150	640	4.3	23	5
1971	Ellison, Willie	211	1,000	4.7	80t	4
1972	Ellison, Willie	170	764	4.5	37	5
1973	McCutcheon, Lawrence	210	1,097	5.2	37	2
1974	McCutcheon, Lawrence	236	1,109	4.7	23	3
1975	McCutcheon, Lawrence	213	911	4.3	43	2
1976	McCutcheon, Lawrence	291	1,168	4.0	40	9
1977	McCutcheon, Lawrence	294	1,238	4.2	48	7
1978	Bryant, Cullen	178	658	3.7	26	7
1979	Tyler, Wendell	218	1,109	5.1	63t	9
1980	Bryant, Cullen	183	807	4.4	20	3
1981	Tyler, Wendell	260	1,074	4.1	69t	12
1982	Tyler, Wendell	137	564	4.1	54	9
1983	<i>Dickerson, Eric</i>	390	1,808	4.6	85t	18
1984	Dickerson, Eric	379	2,105	5.6	66	14
1985	Dickerson, Eric	292	1,234	4.2	43	12
1986	Dickerson, Eric	404	1,821	4.5	42t	11
1987	White, Charles	324	1,374	4.2	58	11
1988	Bell, Greg	288	1,212	4.2	44	16
1989	Bell, Greg	272	1,137	4.2	47	15
1990	Gary, Cleveland	204	808	4.0	48	14
1991	Delpino, Robert	214	688	3.2	36	9
1992	Gary, Cleveland	279	1,125	4.0	63	7
1993	<i>Bettis, Jerome</i>	294	1,429	4.9	71t	7
1994	Bettis, Jerome	319	1,025	3.2	19	3
1995	Bettis, Jerome	183	637	3.5	41	3
1996	<i>Phillips, Lawrence</i>	193	632	3.3	38	4
1997	Phillips, Lawrence	183	633	3.5	28	8
1998	Henley, June	88	313	3.6	22	3
1999	Faulk, Marshall	253	1,381	5.5	58	7
2000	Faulk, Marshall	253	1,359	5.4	36	18
2001	Faulk, Marshall	260	1,382	5.3	71t	12
2002	Faulk, Marshall	212	953	4.5	44	8
2003	Faulk, Marshall	209	818	3.9	52	10
2004	Faulk, Marshall	195	774	4.0	40	3
2005	Jackson, Steven	254	1,046	4.1	51	8
2006	Jackson, Steven	346	1,528	4.4	59t	13
2007	Jackson, Steven	237	1,002	4.2	54	5
2008	Jackson, Steven	253	1,042	4.1	56t	7
2009	Jackson, Steven	324	1,416	4.4	58	4
2010	Jackson, Steven	330	1,241	3.8	42t	6
2011	Jackson, Steven	260	1,145	4.4	47t	5
2012	Jackson, Steven	257	1,042	4.1	46	4
2013	Stacy, Zac	250	973	3.9	40t	7

RECEIVING

Year	Player	No.	Yards	Avg.	Long	TD
1937	Busich, Sam	13	136	10.5		0
1938	Benton, Jim	21	418	19.9		5
1939	Spadacinni, Vic	32	292	9.1		1
1940	Benton, Jim	22	351	16.0		3
1941	Hickey, Howard (Red)	21	294	14.0	39	4
1942	Magnani, Dante.....	24	276	11.5	67	4
1943	Suspended Play/W.W. II					
1944	Benton, Jim	39	505	12.9	36	6
1945	Benton, Jim	45	1,067	23.7	84	8
1946	Benton, Jim	63	993	15.8	57	6
1947	Benton, Jim	35	511	14.6	43	6
1948	Fears, Tom	51	698	13.7	80	4
1949	Fears, Tom.....	77	1,013	13.2	51t	9
1950	Fears, Tom.....	84	1,116	13.3	53	7
1951	Hirsch, Elroy	66	1,495	22.7	91	17
1952	Fears, Tom.....	48	600	12.5	36	6
1953	Hirsch, Elroy	61	941	15.4	70	4
1954	Boyd, Bob	53	1,212	22.9	80	6
1955	Fears, Tom.....	44	569	12.9	31	2
1956	Clarke, Leon	36	650	18.1	60	4
1957	Hirsch, Elroy	32	477	14.9	45	6
1958	Shofner, Del	51	1,097	21.5	92	8
1959	Shofner, Del	47	936	19.9	72	7
1960	Phillips, Jim	52	883	17.0	61t	8
1961	Phillips, Jim	78	1,092	14.0	69t	5
1962	Phillips, Jim	60	875	14.6	65t	5
1963	Phillips, Jim	54	793	14.7	52	1
1964	McKeever, Marlin (TE)	41	582	14.2	46	1
1965	McDonald, Tom	67	1,036	15.5	51	9
1966	Moore, Tom (RB).....	60	433	7.2	30t	3
1967	Casey, Bernie	53	871	16.4	57t	8
1968	Truax, Billy (TE).....	35	417	11.9	22	3
1969	Snow, Jack	49	734	15.0	74t	6
1970	Snow, Jack.....	51	859	16.8	71	7
1971	Rentzel, Lance	38	534	14.1	41	5
1972	Snow, Jack.....	30	590	19.7	57	4
1973	Jackson, Harold	40	874	21.9	69	13
1974	McCutcheon, Lawrence (RB).....	39	408	10.5	50	2
1975	Jackson, Harold	43	786	18.3	54	7
1976	Jackson, Harold	39	751	19.3	65	5
1977	Jackson, Harold	48	666	13.9	58	6
1978	Miller, Willie	50	767	15.3	52	5
1979	Dennard, Preston	43	766	17.8	50	4
1980	Bryant, Cullen (RB).....	53	386	7.3	25	3
1981	Dennard, Preston	49	821	16.8	64	4
1982	Tyler, Wendell (RB).....	38	375	9.9	40	4
1983	Barber, Mike (TE).....	55	657	11.9	42t	3
1984	Ellard, Henry	34	622	18.3	63t	6
1985	Ellard, Henry	54	811	15.0	64t	5
1986	Ellard, Henry	34	447	13.1	34	4
1987	Ellard, Henry	51	799	15.7	81t	3
1988	Ellard, Henry	86	1,414	16.4	68	10
1989	Ellard, Henry	70	1,382	19.7	53	8
1990	Ellard, Henry	76	1,294	17.0	50t	4
1991	Ellard, Henry	64	1,052	16.4	38	3
1992	Gary, Cleveland (RB).....	52	293	5.6	22	3
1993	Ellard, Henry	61	945	15.5	54	2
1994	Bailey, Johnny (RB).....	58	516	8.9	28	7
1995	Bruce, Isaac	119	1,781	15.0	72	13
1996	Bruce, Isaac	84	1,338	15.9	70	7
1997	Lee, Amp (RB)	61	825	13.5	62	3
1998	Lee, Amp (RB)	64	667	10.4	44	2
1999	Faulk, Marshall (RB).....	87	1,048	12.0	57t	5
2000	Bruce, Isaac	87	1,471	16.9	78t	9
2001	Faulk, Marshall (RB).....	83	765	9.2	65t	9
2002	Holt, Torry	91	1,302	14.3	58	4
2003	Holt, Torry	117	1,696	14.5	48	12
2004	Holt, Torry	94	1,372	14.6	75t	10
2005	Holt, Torry	102	1,331	13.0	44	9
2006	Holt, Torry	93	1,188	12.8	67t	10
2007	Holt, Torry	93	1,189	12.8	40	7
2008	Holt, Torry	64	796	12.4	45t	3
2009	Avery, Donnie	47	589	12.5	50	5
2010	Amendola, Danny	85	689	8.1	36	3
2011	Lloyd, Brandon.....	51	683	13.4	37	5
2012	Givens, Chris.....	42	698	16.6	65	3
2013	Cook, Jared	51	671	13.2	47	5

PUNTING

Year	Player	No.	Yards	Avg.	TB	In 20	Long	Blocks
1939	Hall, Parker	58		41.0			80	
1940	Hall, Parker	57		43.0			75	
1941	Hall, Parker	49		40.1			67	
1942	Jacobs, Jack	33		42.3			66	
1943	Suspended Play/W.W. II							
1944	Reisz, Albie	25		40.1			66	0
1945	Waterfield, Bob	39		40.7			68	0
1946	Waterfield, Bob	39	1,743	44.6			65	0
1947	Waterfield, Bob	59	2,500	42.4			86	1
1948	Waterfield, Bob	43	1,833	42.6			88	0
1949	Waterfield, Bob	49	2,177	44.4			61	1
1950	Waterfield, Bob	52	2,087	40.1			61	2
1951	Van Brocklin, Norm	48	1,992	41.5			62	1
1952	Van Brocklin, Norm	29	1,250	43.1			66	0
1953	Van Brocklin, Norm	60	2,529	42.2			57	0
1954	Van Brocklin, Norm	44	1,874	42.6			61	0
1955	Van Brocklin, Norm	60	2,676	44.6			61	0
1956	Van Brocklin, Norm	48	2,070	43.1			72	0
1957	Van Brocklin, Norm	54	2,392	44.3			71	0
1958	Shofner, Del	49	2,018	41.2			62	0
1959	Shofner, Del	48	2,004	41.8			66	1
1960	Shofner, Del	54	2,301	42.6			63	1
1961	Villanueva, Danny	46	1,845	40.1	1		53	0
1962	Villanueva, Danny	87	3,960	45.5	7		65	1
1963	Villanueva, Danny	81	3,678	45.4	0		68	0
1964	Villanueva, Danny	82	3,616	44.1	5		58	0
1965	Lothridge, Billy	42	1,619	38.5	3		55	1
1966	Kilgore, Jon	71	3,037	42.8	4		58	0
1967	Kilgore, Jon	68	2,872	42.2	6		68	2
1968	Studstill, Pat	81	3,207	39.6	4		58	0
1969	Studstill, Pat	80	3,259	40.7	9		60	0
1970	Studstill, Pat	67	2,618	39.1	6		53	0
1971	Studstill, Pat	70	2,896	41.4	6		60	0
1972	Chapple, Dave	53	2,344	44.2	3		70	0
1973	Chapple, Dave	51	2,079	40.8	6		65	1
1974	Burke, Mike	46	1,701	37.0	4		51	0
1975	Carrell, Duane	73	2,874	39.4	9		57	0
1976	Jackson, Rusty	77	3,006	39.0	6	16	61	0
1977	<i>Walker, Glen</i>	73	2,568	35.2	8	11	56	0
1978	Walker, Glen	83	3,069	37.0	5	26	61	2
1979	Clark, Ken	93	3,731	40.1	7	17	60	2
1980	Corral, Frank	76	3,004	39.5	5	15	65	1
1981	Corral, Frank	89	3,735	42.0	3	19	67	0
1982	Misko, John	45	1,961	43.6	2	10	59	1
1983	Misko, John	82	3,301	40.3	12	18	67	0
1984	Misko, John	74	2,866	38.7	9	21	58	0
1985	<i>Hatcher, Dale</i>	87	3,761	43.2	6	32	67	1
1986	Hatcher, Dale	97	3,740	38.6	5	26	57	0
1987	Hatcher, Dale	76	3,140	41.3	4	19	62	0
1988	Hatcher, Dale	36	1,424	39.6	1	13	54	0
1989	Hatcher, Dale	73	2,834	38.8	7	15	54	1
1990	<i>English, Keith</i>	68	2,663	39.2	2	8	58	1
1991	Hatcher, Dale	63	2,403	38.1	5	16	52	0
1992	Bracken, Don	76	3,122	41.1	4	20	59	0
1993	Landeta, Sean	42	1,825	43.5	7	7	66	0
1994	Landeta, Sean	78	3,494	44.8	9	23	62	0
1995	Landeta, Sean	83	3,679	44.3	12	23	63	0
1996	Landeta, Sean	78	3,491	44.8	9	23	70	0
1997	Horan, Mike	53	2,272	42.9	4	10	60	0
1998	Tuten, Rick	95	4,202	44.2	10	16	64	0
1999	Tuten, Rick	32	1,359	42.5	7	9	70	0
2000	<i>Baker, John</i>	43	1,736	40.4	5	13	59	1
2001	Baker, John	43	1,809	42.1	7	9	58	0
2002	Berger, Mitch	72	3,020	41.9	10	26	64	0
2003	Landeta, Sean	59	2,525	42.8	5	14	57	0
2004	Landeta, Sean	40	1,733	43.3	3	9	63	0
2005	Barker, Bryan	50	2,137	42.7	4	13	63	0
2006	Turk, Matt	69	3,132	45.4	7	26	74	1
2007	Jones, Donnie	78	3,684	47.2	9	18	80	0
2008	Jones, Donnie	82	4,100	50.0	7	20	68	0
2009	Jones, Donnie	90	4,212	46.8	10	34	63	0
2010	Jones, Donnie	94	4,276	45.5	4	20	63	0
2011	Jones, Donnie	105	4,652	44.3	9	29	65	1
2012	Hekker, Johnny	82	3,756	45.8	4	22	68	0
2013	Hekker, Johnny	78	3,609	46.3	4	19	64	0

FIELD GOALS

Year	Player	Att.	Made	Pct.	Long
1937	Snyder, Bob	1	1	1.000	30
1938	Peterson, Nelson	2	2	1.000	18
1939	Davis, Corby	2	1	.500	27
1940	Adams, Chet	5	1	.200	29
1941	Adams, Chet	2	1	.500	40
1942	Adams, Chet	6	3	.500	46
1943	Suspended Play/W.W. II				
1944	Zontini, Louis	6	3	.500	39
1945	Waterfield, Bob	3	1	.333	28
1946	Waterfield, Bob	11	6	.545	37
1947	Waterfield, Bob	16	7	.437	45
1948	Waterfield, Bob	11	6	.545	47
1949	Waterfield, Bob	17	9	.529	42
1950	Waterfield, Bob	14	7	.500	46
1951	Waterfield, Bob	23	13	.565	47
1952	Waterfield, Bob	19	11	.579	45
1953	Agajanian, Ben	23	10	.434	47
1954	Agajanian, Ben	25	13	.520	41
1955	Richter, Les	15	10	.667	41
1956	Richter, Les	15	8	.533	32
1957	Cothren, Paige	19	11	.579	44
1958	Cothren, Paige	25	14	.560	43
1959	Michaels, Lou	17	8	.470	40
1960	Villanueva, Danny	19	12	.631	36
1961	Villanueva, Danny	27	13	.481	38
1962	Villanueva, Danny	20	10	.500	51
1963	Villanueva, Danny	17	9	.529	47
1964	Gossett, Bruce	24	18	.750	44
1965	Gossett, Bruce	26	15	.577	49
1966	Gossett, Bruce	49	28	.571	48
1967	Gossett, Bruce	43	20	.465	47
1968	Gossett, Bruce	31	17	.548	37
1969	Gossett, Bruce	34	22	.647	44
1970	Ray, David	29	45	.644	46
1971	Ray, David	29	18	.620	49
1972	Ray, David	41	24	.585	45
1973	Ray, David	47	30	.638	49
1974	Ray, David	31	25	.806	48
1975	Dempsey, Tom	26	21	.808	51
1976	Dempsey, Tom	26	17	.654	49
1977	Septien, Rafael	30	18	.600	45
1978	Corral, Frank	43	29	.674	48
1979	Corral, Frank	25	13	.520	49
1980	Corral, Frank	30	16	.533	47
1981	Corral, Frank	26	17	.654	44
1982	Lansford, Mike	15	9	.600	39
1983	Nelson, Chuck	11	5	.455	41
1984	Lansford, Mike	33	25	.758	50
1985	Lansford, Mike	29	22	.759	52
1986	Lansford, Mike	24	17	.708	50
1987	Lansford, Mike	21	17	.810	48
1988	Lansford, Mike	32	24	.750	49
1989	Lansford, Mike	30	23	.767	48
1990	Lansford, Mike	24	15	.625	46
1991	Zendejas, Tony	17	17	1.000	50
1992	Zendejas, Tony	20	15	.750	49
1993	Zendejas, Tony	23	16	.696	54
1994	Zendejas, Tony	23	18	.783	47
1995	Biasucci, Dean	12	9	.750	51
1996	Lohmiller, Chip	25	21	.840	50
1997	Wilkins, Jeff	37	25	.675	52
1998	Wilkins, Jeff	26	20	.769	57
1999	Wilkins, Jeff	28	20	.714	51
2000	Wilkins, Jeff	17	17	1.000	51
2001	Wilkins, Jeff	29	23	.793	54
2002	Wilkins, Jeff	25	19	.760	47
2003	Wilkins, Jeff	42	39	.929	53
2004	Wilkins, Jeff	24	19	.792	53
2005	Wilkins, Jeff	31	27	.871	53
2006	Wilkins, Jeff	37	32	.864	53
2007	Wilkins, Jeff	32	24	.750	53
2008	Brown, Josh	36	31	.861	54
2009	Brown, Josh	24	19	.792	54
2010	Brown, Josh	39	33	.846	53
2011	Brown, Josh	28	21	.750	49
2012	Zuerlein, Greg	31	23	.741	60
2013	Zuerlein, Greg	28	26	.929	50

SCORING

Year	Player	TDR	TDP	TDRT	PAT	FG	TP
1937	Drake, Johnny (Zero)	3	2	0	0-0	0-0	30
1938	Benton, Jim	1	5	0	0-0	0-0	36
1939	Drake, Johnny (Zero)	9	0	0	0-0	0-0	54
1940	Drake, Johnny (Zero)	9	0	0	2-2	0-0	56
1941	Hickey, Howard (Red)	0	4	0	0-0	0-0	24
1942	Magnani, Dante	2	3	0	0-0	0-0	30
1943	Suspended Play/W.W. II						
1944	Zontini, Lou	3	1	0	14-16	3-6	47
1945	Waterfield, Bob	5	0	0	31-34	1-3	64
1946	Waterfield, Bob	1	0	0	37-37	6-11	61
1947	Waterfield, Bob	1	0	0	27-30	7-16	54
1948	Waterfield, Bob	0	0	0	38-44	6-11	56
1949	Waterfield, Bob	1	0	0	43-46	9-17	77
1950	Waterfield, Bob	1	0	0	54-58	7-14	91
1951	Hirsch, Elroy (WR-RB)	0	17	0	0-0	0-0	102
1952	Waterfield, Bob	1	0	0	44-45	11-19	83
1953	Agajanian, Ben	0	0	0	36-37	10-23	66
1954	Towler, Dan (RB)	11	0	0	0-0	0-0	66
1955	Richter, Les	0	0	0	30-31	13-22	69
1956	Richter, Les	0	0	0	36-38	8-15	60
1957	Cothren, Paige	0	0	0	38-39	11-19	71
1958	Cothren, Paige	0	0	0	42-43	14-25	84
1959	Shofner, Del (WR)	0	7	0	0-0	0-0	42
1960	Villanueva, Danny	0	0	0	28-28	12-19	64
1961	Villanueva, Danny	0	0	0	32-32	13-27	71
1962	Villanueva, Danny	0	0	0	26-27	10-20	56
1963	Villanueva, Danny	0	0	0	25-26	9-17	52
1964	Gossett, Bruce	0	0	0	31-32	18-24	85
1965	Gossett, Bruce	0	0	0	30-32	15-26	75
1966	Gossett, Bruce	0	0	0	29-29	28-49	113
1967	Gossett, Bruce	0	0	0	48-48	20-43	108
1968	Gossett, Bruce	0	0	0	37-37	17-31	88
1969	Gossett, Bruce	0	0	0	36-36	22-34	102
1970	Ray, David	0	0	0	34-34	29-45	121
1971	Ray, David	0	0	0	37-37	18-29	91
1972	Ray, David	0	0	0	31-31	24-41	103
1973	Ray, David	0	0	0	40-42	30-47	130
1974	Ray, David	0	0	0	25-31	9-16	52
1975	Dempsey, Tom	0	0	0	31-36	21-26	94
1976	Dempsey, Tom	0	0	0	36-44	17-26	87
1977	Septien, Rafael	0	0	0	32-35	18-30	86
1978	Corral, Frank	0	0	0	31-33	29-43	118
1979	Corral, Frank	0	0	0	36-39	13-25	75
1980	Corral, Frank	0	0	0	51-52	16-30	99
1981	Tyler, Wendell (RB)	12	5	0	0-0	0-0	102
1982	Tyler, Wendell (RB)	9	4	0	0-0	0-0	78
1983	Dickerson, Eric (RB)	18	2	0	0-0	0-0	120
1984	Lansford, Mike	0	0	0	37-38	25-33	112
1985	Lansford, Mike	0	0	0	38-39	22-29	104
1986	Lansford, Mike	0	0	0	34-35	17-24	85
1987	Lansford, Mike	0	0	0	36-38	17-21	87
1988	Lansford, Mike	0	0	0	45-48	24-32	117
1989	Lansford, Mike	0	0	0	51-51	23-30	120
1990	Gary, Cleveland (RB)	14	1	0	0-0	0-0	90
1991	Zendejas, Tony	0	0	0	25-26	17-17	76
1992	Zendejas, Tony	0	0	0	38-38	15-20	83
1993	Zendejas, Tony	0	0	0	23-25	16-23	71
1994	Zendejas, Tony	0	0	0	28-28	18-23	82
1995	Bruce, Isaac (WR)	0	13	0	1*	0-0	80
1996	Lohmiller, Chip	0	0	0	28-29	21-25	91
1997	Wilkins, Jeff	0	0	0	32-32	25-37	107
1998	Wilkins, Jeff	0	0	0	25-26	20-26	85
1999	Wilkins, Jeff	0	0	0	64-64	20-28	124
2000	Faulk, Marshall (RB)	26	0	0	2*	0-0	160
2001	Faulk, Marshall (RB)	21	0	0	1*	0-0	128
2002	Wilkins, Jeff	0	0	0	37-37	19-25	94
2003	Wilkins, Jeff	0	0	0	46-46	39-42	163
2004	Wilkins, Jeff	0	0	0	32-32	19-24	89
2005	Wilkins, Jeff	0	0	0	36-36	27-31	117
2006	Wilkins, Jeff	0	0	0	36-36	32-37	131
2007	Wilkins, Jeff	0	0	0	25-25	24-32	97
2008	Brown, Josh	0	0	0	19-19	31-36	112
2009	Brown, Josh	0	0	0	16-16	19-24	73
2010	Brown, Josh	0	0	0	26-27	33-39	125
2011	Brown, Josh	0	0	0	18-18	21-28	81
2012	Zuerlein, Greg	0	0	0	26-26	23/31	95
2013	Zuerlein, Greg	0	0	0	34-34	26/28	112

* 2-point Conversion

KICKOFF RETURNS

Year	Player	No.	Yards	Avg.	Long	TD
1942	Magnani, Dante	11	250	22.7	37	0
1943	Suspended Play/W.W. II					
1944	Reisz, Al	12	285	23.7	44	0
1945	Gehrke, Fred	9	173	19.2	30	0
1946	Gehrke, Fred	8	186	23.2	28	0
1947	Harmon, Tom	9	208	23.1	34	0
1948	Gehrke, Fred	17	464	27.3	92t	1
1949	<i>Kalmanir, Tom</i>	18	403	22.4	57	0
1950	Smith, Verda (Vitamin T.) ...	22	742	33.7	97t	3
1951	Davis, Glenn	9	179	19.9	33	0
1952	<i>Quinlan, Skeet</i>	17	440	25.9	56	0
1953	Lewis, Woodley	32	830	25.9	69	0
1954	Lewis, Woodley.....	34	836	24.6	88t	1
1955	<i>Waller, Ron</i>	17	461	27.1	39	0
1956	<i>Wilson, Tom</i>	15	477	31.8	103t	1
1957	Arnett, Jon	18	504	28.0	98t	1
1958	Arnett, Jon.....	16	331	20.7	32	0
1959	Matson, Ollie	16	367	22.9	48	0
1960	Arnett, Jon.....	17	416	24.5	43	0
1961	Bass, Dick	23	698	30.3	64	0
1962	Atkins, Pervis	28	676	24.1	41	0
1963	Shannon, Carver	28	823	29.4	99t	1
1964	Shannon, Carver.....	18	442	24.6	40	0
1965	Smith, Bob	17	451	26.9	56	0
1966	Williams, Clarence	15	420	28.0	81	0
1967	<i>Ellison, Willie</i>	13	340	26.2	58	0
1968	Smith, Ron	26	718	27.6	94t	1
1969	Smith, Ron	27	585	21.6	37	0
1970	Haymond, Alvin	35	1,022	29.2	98t	1
1971	Williams, Travis	25	743	29.7	105t	1
1972	Ellison, Willie	14	345	24.6	32	0
1973	Bryant, Cullen	13	369	28.4	93	1
1974	Bryant, Cullen	23	617	26.8	84	1
1975	McGee, Willie	17	404	23.8	46	0
1976	Bryant, Cullen	16	459	28.7	90	1
1977	<i>Tyler, Wendell</i>	24	523	21.8	27	0
1978	Latin, Jerry	22	467	21.2	41	0
1979	<i>Hill, Drew</i>	40	803	20.1	39	0
1980	Hill, Drew	43	880	20.5	98t	1
1981	Hill, Drew.....	60	1,170	19.5	50	0
1982	<i>Redden, Barry</i>	22	502	22.8	85	0
1983	Redden, Barry	18	358	18.8	43	0
1984	Redden, Barry	23	530	23.0	40	0
1985	Brown, Ron	28	918	32.8	98t	3
1986	Brown, Ron	36	794	22.1	55	0
1987	Brown, Ron	27	581	21.5	95t	1
1988	Brown, Ron	19	401	21.1	73	0
1989	Brown, Ron	47	968	20.6	74	0
1990	Green, Gaston	25	560	22.4	99t	1
1991	Turner, Vernon	24	457	19.0	36	0
1992	Turner, Vernon	29	569	19.6	35	0
1993	<i>Boykin, Deral</i>	13	216	16.6	35	0
1994	Lang, David	27	626	23.2	57	0
1995	Thomas, J.T.	32	752	23.5	46	0
1996	Thomas, J.T.	30	643	21.4	43	0
1997	<i>Thompson, David</i>	49	1,110	22.7	56	0
1998	Horne, Tony	56	1,306	23.3	102t	1
1999	Horne, Tony	30	892	29.7	101t	2
2000	Horne, Tony	57	1,379	24.2	103t	1
2001	Canidate, Trung	36	748	20.8	40	0
2002	Wilkins, Terrence	47	1,074	22.9	42	0
2003	<i>Harris, Arlen</i>	51	1,175	23.0	42	0
2004	Harris, Arlen.....	47	951	20.2	29	0
2005	Johnson, Chris	38	857	22.6	99t	1
2006	Ponder, Willie.....	26	605	23.3	40	0
2007	Hall, Dante	29	729	25.1	84	0
2008	Hall, Dante	37	763	20.6	41	0
2009	Amendola, Danny	66	1,618	24.5	58	0
2010	Amendola, Danny	50	1,142	22.8	84	0
2011	Porter, Quinn.....	25	554	22.2	32	0
2012	Givens, Chris	23	539	23.4	48	0
2013	Austin, Tavon	18	398	22.1	32	0

PUNT RETURNS

Year	Player	No.	FC	Yards	Avg.	Long	TD
1941	Hall, Parker	13		125	9.6	25	0
1942	Hall, Parker	12		148	12.3	32	0
1943	Suspended Play/W.W. II						
1944	Kabealo, Mike	7		64	9.1	16	0
1945	Gehrke, Fred	8		120	15.0	49	0
1946	Gehrke, Fred	8		59	7.3	20	0
1947	Harmon, Tom	27		392	14.5	88t	1
1948	Horvath, Les	13		203	15.6	27	0
1949	Smith, Verda (Vitamin T.)	27		427	15.8	85t	1
1950	Smith, Verda (Vitamin T.)	22		218	9.9	30	0
1951	Smith, Verda (Vitamin T.)	12		139	11.6	37	0
1952	Lewis, Woodley	19		351	18.5	83t	2
1953	Lewis, Woodley	35		267	7.6	78	1
1954	Lewis, Woodley	22		82	3.7	16	0
1955	Waller, Ron	14		60	4.3	21	0
1956	Sherman, Will	12		100	8.3	76	1
1957	Arnett, Jon	14		85	6.1	22	0
1958	Arnett, Jon	18		223	12.4	58	0
1959	Arnett, Jon	17		184	10.8	71t	1
1960	Bass, Dick	11		62	5.6	22	0
1961	Arnett, Jon	10		75	7.5	17	0
1962	Atkins, Pervis	11	5	94	8.5	45	0
1963	Shannon, Carver	15	11	132	8.8	29	0
1964	Shannon, Carver	15	6	81	5.4	22	0
1965	Stiger, Jim	13	2	106	8.2	22	0
1966	Stiger, Jim	33	7	259	7.8	49	0
1967	Cross, Irv	17	6	136	8.0	39	0
1968	Meador, Ed	17	15	136	8.0	40	0
1969	Haymond, Alvin	33	8	435	13.2	52	0
1970	Haymond, Alvin	53	15	376	7.1	30	0
1971	Haymond, Alvin	24	11	123	5.1	28	0
1972	Bertelsen, Jim	16	3	232	14.5	60	0
1973	Bertelsen, Jim	26	10	259	10.0	34	0
1974	Bertelsen, Jim	11	4	132	12.0	19	0
1975	Bertelsen, Jim	11	1	143	13.0	38	0
1976	Bryant, Cullen	29	2	321	11.1	25	0
1977	Bryant, Cullen	20	1	141	7.1	26	0
1978	Wallace, Jackie	52	5	618	11.9	58	0
1979	Brown, Eddie	56	19	332	5.9	30	0
1980	Irvin, LeRoy	42	7	296	7.0	26	0
1981	Irvin, LeRoy	46	6	615	13.4	84t	3
1982	Irvin, LeRoy	22	1	243	11.0	63t	1
1983	Ellard, Henry	16	4	217	13.6	72t	1
1984	Ellard, Henry	30	3	403	13.4	83t	2
1985	Ellard, Henry	37	9	501	13.5	80t	1
1986	Ellard, Henry	14	11	127	9.1	20	0
1987	Ellard, Henry	15	6	107	7.1	29	0
1988	Hicks, Clifford	25	0	144	5.8	13	0
1989	Henley, Darryl	29	19	273	9.4	25	0
1990	Henley, Darryl	19	4	195	10.3	26	0
1991	Turner, Vernon	23	4	201	8.7	29	0
1992	Turner, Vernon	28	6	207	7.4	23	0
1992	Turner, Vernon	28	6	207	7.4	23	0
1993	Buchanan, Richard	8	1	41	5.1	12	0
1994	Bailey, Johnny	19	4	153	8.1	24	0
1995	Kinchen, Todd	53	7	416	7.8	27	0
1996	Kennison, Eddie	29	16	643	14.6	78t	2
1997	Kennison, Eddie	34	20	247	7.3	43	0
1998	Kennison, Eddie	40	25	415	10.4	71t	1
1999	Hakim, Az-Zahir	44	22	461	10.5	84t	1
2000	Hakim, Az-Zahir	32	17	489	15.3	86t	1
2001	Hakim, Az-Zahir	36	12	330	9.2	32	0
2002	Wilkins, Terrence	25	13	242	9.7	55	0
2003	Groce, DeJuan	19	3	135	7.1	19	0
2004	McDonald, Shaun	30	18	143	4.8	39	0
2005	Looker, Dane	8	2	69	8.6	17	0
2006	McDonald, Shaun	23	14	172	7.5	33	0
2007	Hall, Dante	19	6	286	15.1	85t	1
2008	Stanley, Derek	11	4	101	9.2	33	0
2009	Amendola, Danny	31	11	360	11.6	56	0
2010	Amendola, Danny	40	18	452	11.3	42	0
2011	Pettis, Austin	15	10	139	9.3	39	0
2012	Amendola, Danny	17	10	122	7.2	22	0
2013	Austin, Tavon	33	11	280	8.5	98t	1

INTERCEPTIONS

Year	Player	No.	Yards	Avg.	Long	TD
1941	Drake, Johnny (Zero)	2	66	33.0	54	0
1942	Jacobs, Jack	4	22	5.5	22	0
1943	Suspended Play/W.W. II					
1944	Colella, Tom	4	53	13.3	19	0
1945	Waterfield, Bob	6	92	15.3	29	0
1946	Waterfield, Bob	5	72	14.4	28	0
1947	Harmon, Tom	8	136	17.0	36	1
1948	Naumetz, Fred	4	75	18.8	68	0
1949	Sims, George	9	78	8.7	27	1
1950	Lewis, Woodley	12	275	22.9	36	0
1951	Hecker, Norb	3	74	24.7	36	0
1952	Lane, Dick (Night Train)	14	298	21.3	80t	2
1953	Hecker, Norb	7	91	13.0	24	0
1954	Sherman, Will	6	70	11.7	28	0
1955	Sherman, Will	11	101	9.2	36	0
1956	Sherman, Will	4	122	30.5	95t	1
1957	Richter, Les	4	60	15.0	25	0
1958	Burroughs, Don	7	72	10.3	46	0
1959	Meador, Ed	3	3	1.0	3	0
1960	Britt, Charley	5	117	23.4	73t	1
1961	Crow, Lindon	6	117	19.5	31	0
1962	Crow, Lindon	5	100	20.0	65t	1
1963	Meador, Ed	6	38	6.3	20	0
1964	Richardson, Jerry	5	146	29.2	41	0
1965	Martin, Aaron	2	60	30.0	37t	1
1966	Williams, Clarence	8	97	12.1	32t	1
1967	Meador, Ed	8	103	12.9	30t	2
1968	Williams, Clarence	7	51	7.3	36	0
1969	Meador, Ed	5	97	19.4	38t	2
1970	Williams, Clarence	5	108	21.6	65t	1
1971	Howard, Gene	6	99	16.5	35	0
1972	Nettles, Jim	6	168	28.0	43	0
1973	Stukes, Charlie	5	104	20.8	42	0
1974	Elmendorf, Dave	7	186	26.6	57t	2
1975	Simpson, Bill	6	90	15.0	29	0
1976	Jackson, Monte	10	173	17.3	46	3
1977	Simpson, Bill	6	157	26.2	42	0
1978	Perry, Rod	8	117	14.6	44t	3
1979	Cromwell, Nolan	5	109	21.8	34	0
1980	Cromwell, Nolan	8	140	17.5	34	1
1981	Cromwell, Nolan	5	94	18.8	94t	1
1982	Perry, Rod	3	57	19.0	33	0
1983	Collins, Kirk	5	113	22.6	58	0
1984	Irvin, LeRoy	5	166	33.2	81t	2
1985	Green, Gary	6	84	14.0	41t	1
1986	Gray, Jerry	8	101	12.6	28	0
1987	Irvin, LeRoy	2	47	23.5	47t	1
1988	Johnson, Johnnie	4	18	4.5	11	0
1989	Gray, Jerry	6	48	8.0	27t	1
1990	Humphery, Bobby	4	52	13.0	44t	1
1991	Gray, Jerry	3	83	27.7	59t	1
1992	Henley, Darryl	4	41	10.3	25	0
1993	Bailey, Robert	2	41	20.5	41	0
1994	Pope, Marquez	3	66	22.0	51	0
1995	Wright, Toby	6	79	13.2	27	0
1996	Lyle, Keith	9	152	16.9	68	0
1997	McNeil, Ryan	9	127	14.1	75t	1
1998	Lyght, Todd	3	30	10.0	17	0
	Lyle, Keith	3	20	6.7	20	0
1999	Lyght, Todd	6	112	18.7	57t	1
2000	McCleon, Dexter	8	28	3.5	23	0
2001	Bly, Dre'	6	150	25.0	93t	2
2002	Herring, Kim	3	38	12.7	36	0
2003	Fisher, Travis	4	205	51.3	74t	2
	Williams, Aeneas	4	82	20.5	46t	1
	Butler, Jerametrios	4	72	18.0	45	0
	Polley, Tommy (LB)	4	32	8.0	22	0
2004	Butler, Jerametrios	5	15	3.0	10	0
2005	Furrey, Mike	4	143	35.8	67t	1
2006	Bartell, Ron	3	63	21.0	38t	1
	Hill, Tye	3	20	6.7	14	0
	Brown, Fakhir	3	17	5.7	20	0
	Atogwe, Oshiomogho	3	8	2.7	7	0
2007	Atogwe, Oshiomogho	8	125	15.6	52t	1
2008	Atogwe, Oshiomogho	5	91	18.2	43	0
2009	Butler, James	3	17	5.6	17	0
2010	Feltcher, Bradley	4	41	10.3	28	0
2011	Gordy, Josh	3	37	12.3	30	0
2012	Jenkins, Janoris	4	150	37.5	41t	3
2013	Johnson, Trumaine	3	36	12.0	29	0

TACKLES (Unofficial)

Year	Player	Solo	Assists	Total
1962	McKeever, Marlin (LB)	58	31	89
1963	Pardee, Jack (LB)	46	25	71
1964	Jones, David (DE)	75	22	97
1965	Jones, David (DE)	68	27	95
1966	Jones, David (DE)	98	14	112
1967	Jones, David (DE)	100	39	139
1968	Jones, David (DE)	87	23	110
1969	Jones, David (DE)	59	55	114
1970	Pottios, Myton (LB)	62	26	88
1971	McKeever, Marlin (LB)	76	32	108
1972	Robinson, Isiah (LB)	59	23	82
1973	Reynolds, Jack (LB)	58	28	86
1974	Reynolds, Jack (LB)	72	29	101
1975	Reynolds, Jack (LB)	74	38	112
1976	Reynolds, Jack (LB)	89	31	120
1977	Elmendorf, Dave (S)	59	35	94
1978	Youngblood, Jim (LB)	80	43	120
1979	Reynolds, Jack (LB)	83	61	144
1980	Reynolds, Jack (LB)	81	38	119
1981	Ekern, Carl (LB)	85	46	131
1982	Andrews, George (LB)	47	20	67
1983	Ekern, Carl (LB)	94	36	130
1984	Collins, Jim (LB)	142	43	185
1985	Collins, Jim (LB)	103	37	140
1986	Newsome, Vince (S)	91	22	113
1987	Collins, Jim (LB)	78	12	90
1988	Ekern, Carl (LB)	64	29	93
1989	Newsome, Vince (S)	64	25	89
1990	Newsome, Vince (S)	74	18	92
1991	Kelm, Larry (LB)	88	17	105
1992	Greene, Kevin (LB)	75	12	87
1993	Phifer, Roman (LB)	96	21	117
1994	Conlan, Shane (LB)	82	24	106
1995	Phifer, Roman (LB)	106	43	149
1996	Phifer, Roman (LB)	123	47	170
1997	Jones, Robert (LB)	72	43	115
1998	Jenkins, Billy (S)	90	31	121
1999	Fletcher, London (LB)	80	58	138
2000	Fletcher, London (LB)	117	76	193
2001	Fletcher, London (LB)	113	76	189
2002	Archuleta, Adam (S)	101	48	149
2003	Tinoisamoa, Pisa (LB)	70	51	121
2004	Tinoisamoa, Pisa (LB)	100	45	145
2005	Tinoisamoa, Pisa (LB)	91	43	134
2006	Witherspoon, Will (LB)	104	32	136
2007	Witherspoon, Will (LB)	103	29	132
2008	Tinoisamoa, Pisa (LB)	88	47	135
2009	Laurinaitis, James (LB)	98	48	146
2010	Laurinaitis, James (LB)	98	16	114
2011	Laurinaitis, James (LB)	101	41	142
2012	Laurinaitis, James (LB)	132	42	174
2013	Ogletree, Alec (LB)	124	31	155

SACKS

Year	Player	No.
1950	Jack Zilly (DE)	7.0
1951	Larry Brink (DE)	3.0
1952	Andy Robustelli (DE)	7.5
1953	Andy Robustelli (DE)	8.0
1954	Andy Robustelli (DE)	4.0
1955	Andy Robustelli (DE)	6.0
1956	Paul Miller (DE)	6.0
1957	Dick Daugherty (LB)	8.0
1958	Lou Michaels (DE)	6.0
1959	George Struger (DT)	5.0
1960	Gene Brito (DE)	7.0
1961	Lamar Lundy (DE)	11.0
1962	Deacon Jones (DE)	12.0
1963	Lamar Lundy (DE)	9.0
1964	Deacon Jones (DE)	22.0
1965	Deacon Jones (DE)	19.0
1966	Deacon Jones (DE)	18.0
1967	Deacon Jones (DE)	21.0
1968	Deacon Jones (DE)	22.0
1969	Deacon Jones (DE)	15.0
1970	Deacon Jones (DE)	12.0
1971	Coy Bacon (DE)	11.0
1972	Coy Bacon (DE)	11.5
1973	Jack Youngblood (DE)	16.5
1974	Jack Youngblood (DE)	15.0
1975	Jack Youngblood (DE)	15.0
1976	Jack Youngblood (DE)	14.5
	Larry Brooks (DT)	14.5
1977	Jack Youngblood (DE)	8.5
1978	Larry Brooks (DE)	8.0
1979	Jack Youngblood (DE)	18.0
1980	Jack Youngblood (DE)	11.5
1981	Jack Youngblood (DE)	12.5
1982	Mike Fanning (DT)	5.0

Year	Player	No.
1983	Jack Youngblood (DE)	10.5
1984	Jack Youngblood (DE)	9.5
1985	Mike Wilcher (LB)	12.5
1986	Gary Jeter (DE)	8.0
1987	Gary Jeter (DE)	7.0
1988	Kevin Greene (LB)	16.5
1989	Kevin Greene (LB)	16.5
1990	Kevin Greene (LB)	13.0
1991	Kevin Greene (LB)	3.0
	Gerald Robinson (DE)	3.0
1992	Kevin Greene (LB)	10.0
1993	Sean Gilbert (DT)	10.5
1994	Robert Young (DE)	6.5
1995	D'Marco Farr (DT)	11.0
1996	Kevin Carter (DE)	9.5
1997	Leslie O'Neal (DE)	10.0
1998	Kevin Carter (DE)	12.0
1999	Kevin Carter (DE)	17.0
2000	Grant Wistrom (DE)	11.0
2001	Leonard Little (DE)	14.5
2002	Leonard Little (DE)	12.0
2003	Leonard Little (DE)	12.5
2004	Bryce Fisher (DE)	8.5
2005	Leonard Little (DE)	9.5
2006	Leonard Little (DE)	13.0
2007	Will Witherspoon (LB)	7.0
2008	James Hall (DE)	6.5
2009	Leonard Little (DE)	6.5
2010	James Hall (DE)	10.5
2011	Chris Long (DE)	13.0
2012	Chris Long (DE)	11.5
2013	Robert Quinn (DE)	19.0

INDIVIDUAL RECORDS



SERVICE

Most Seasons

20	Jackie Slater, 1976-95
15	Charlie Cowan, 1961-75 Joe Scibelli, 1961-75 Merlin Olsen, 1962-76
14	Jack Youngblood, 1971-84 Doug Smith, 1978-91 Isaac Bruce, 1994-2007

Most Games Played

259	Jackie Slater, 1976-95
208	Merlin Olsen, 1962-76
206	Charlie Cowan, 1961-75

Most Consecutive Games Played

201	Jack Youngblood, 1971-84
198	Merlin Olsen, 1962-76
184	Tom Mack, 1966-1978

SCORING

Most Seasons Leading Team

9	Jeff Wilkins, 1997-99, 2002-07
7	Bob Waterfield, 1946-52
6	Bruce Gossett, 1964-69 Mike Lansford, 1982-90

Most Consecutive Seasons Leading Team

6	Bruce Gossett, 1964-69 Mike Lansford, 1984-89 Bob Waterfield, 1945-50 Jeff Wilkins, 2002-07
5	David Ray, 1970-74
4	Danny Villaneuva, 1960-63 Tony Zendejas, 1991-94

POINTS

Career

1,223	Jeff Wilkins, 1997-2007 (428 pat, 265 fg)
789	Mike Lansford, 1982-90 (315 pat, 158 fg)
573	Bob Waterfield, 1945-52 (13 td, 315 pat, 60 fg)

Season

163	Jeff Wilkins, 2003 (39 fg, 46 pat)
160	Marshall Faulk, 2000 (26 td, 2 two-point conv.)
131	Jeff Wilkins, 2006 (32 fg, 35 pat)

Season, Rookie

120	Eric Dickerson, 1983 (20 td)
118	Frank Corral, 1978 (31 pat, 29 fg)
95	Greg Zuerlein, 2012 (26 pat, 23 fg)

Game

24	Bob Shaw, vs. Washington, 12/11/49 (4 td) Elroy Hirsch, vs. New York Yanks, 9/28/51 (4 td) Harold Jackson, vs. Dallas, 10/14/73 (4 td) Az-Zahir Hakim, @ Cincinnati, 10/3/99 (4 td) Isaac Bruce, vs. San Francisco, 10/10/99 (4 td) Marshall Faulk, @ San Francisco, 10/29/00 (4 td) Marshall Faulk, vs. Minnesota, 12/10/00 (4 td) Marshall Faulk, @ Tampa Bay, 12/18/00 (4 td) Marshall Faulk, vs. Indianapolis, 12/30/01 (4 td) Marshall Faulk, vs. Seattle, 10/20/02 (4 td) Steven Jackson, @ Minnesota, 12/31/06 (4 td)
21	Jeff Wilkins, vs. San Diego, 10/1/00 (5 fg, 6 pat)
18	Many times, last by Tavon Austin, at Indianapolis 11/10/13 (3 td)

Game, Opponent

26	Gordy Soltau, @ San Francisco, 10/28/51 (3 td, 1 fg, 5 pat)
24	Many times, last by Ron Moore, @ Phoenix, 12/4/93 (4 td)
21	Two times, last by Rich Karlis, @ Minnesota, 11/15/89 (7 fg)

TOUCHDOWNS

Career

85	Marshall Faulk, 1999-2006 (58 r, 27 p)
84	Isaac Bruce, 1994-2007 (84 p)
74	Torry Holt, 1999-2008 (74 p)

Season

26	Marshall Faulk, 2000 (18 r, 8 p)
21	Marshall Faulk, 2001 (12 r, 9 p)
20	Eric Dickerson, 1983 (18 r, 2 p)

Game

4	Bob Shaw, vs. Washington, 12/11/49 (4 p) Elroy Hirsch, vs. New York Yanks, 9/28/51 (4 p) Harold Jackson, vs. Dallas, 10/14/73 (4 p) Az-Zahir Hakim, @ Cincinnati, 10/3/99 (3p, 1 pr) Isaac Bruce, vs. San Francisco, 10/10/99 (4 p) Marshall Faulk, @ San Francisco, 10/29/00 (2 r, 2 p) Marshall Faulk, vs. Minnesota, 12/10/00 (4 r) Marshall Faulk, @ Tampa Bay, 12/18/00 (3 r, 1 p) Marshall Faulk, vs. Indianapolis, 12/30/01 (3 r, 1 p) Marshall Faulk, vs. Seattle, 10/20/02 (3 r, 1 p) Steven Jackson, @ Minnesota, 12/31/06 (3 r, 1 p)
3	Many times, last by Tavon Austin, at Indianapolis 11/10/13 (2 p, 1 ret.)
2	Many times, Last by Zac Stacy, vs. Ten., 11/3/13 (2 r)

Game, Opponent

4	Lenny Moore, @ Baltimore, 10/16/60 (4 r) Ron Moore, @ Phoenix, 12/4/93 (4 r)
3	Many times, last by Torrey Smith, Baltimore, 9/25/11
2	Many times, Last by Chris Johnson, vs. Tennessee, 11/3/13 (2 r)

Most Consecutive Games Scoring Touchdown

11	Elroy Hirsch, 1950-51
10	Eric Dickerson, 1983 Greg Bell, 1988-89
9	Marshall Faulk, 2001-02

POINTS AFTER TOUCHDOWN

Most Attempted, Career

429	Jeff Wilkins, 1997-2007
336	Bob Waterfield, 1945-52
325	Mike Lansford, 1982-90

Most Attempted, Season

64	Jeff Wilkins, 1999
58	Bob Waterfield, 1950
52	Frank Corral, 1980

Most Attempted, Game

9	Bob Waterfield vs. Baltimore, 10/22/50
8	Paige Cothren, vs. San Francisco, 11/9/58 Tom Dempsey, vs. Atlanta, 12/4/76 Chip Lohmiller, vs. Atlanta, 11/10/96
7	Many times, last by Jeff Wilkins, vs. Carolina, 1/11/01

*NFL Record

† Ties NFL Record

Most Made, Career

428	Jeff Wilkins, 1997-2007
315	Bob Waterfield, 1945-52 Mike Lansford, 1982-90
211	Bruce Gossett, 1964-69

Most Made, Season

64	Jeff Wilkins, 1999
58	Jeff Wilkins, 2001
54	Bob Waterfield, 1950

Most Made, Game

†9	Bob Waterfield, vs. Baltimore, 10/22/50
8	Paige Cothren, vs. San Francisco, 11/9/58
7	Bob Waterfield, @ New York Giants, 11/14/48 Bruce Gossett, vs. New York Giants, 11/13/66 Jeff Wilkins, vs. Carolina 11/11/01

Most Made, Game, Opponent

8	Tom Feamster, @ Baltimore, 11/25/56 Cliff Patton, @ Philadelphia, 10/7/50
7	Bob Jencks, vs. Chicago, 10/13/63
6	Many times, last by S. Gostkowski, vs. NE, 10/28/12

Most Consecutive Made

371	Jeff Wilkins, 1999-2007
165	Bruce Gossett, 1965-69
102	David Ray, 1970-72

Highest Percentage Made, Career (100 attempts)

99.8	Jeff Wilkins, 1997-2007 (403-404)
98.7	Josh Brown, 2008-11 (79-80)
98.2	Danny Villanueva, 1960-63 (111-113)

Most Made, No Misses, Season

64	Jeff Wilkins, 1999
58	Jeff Wilkins, 2001
51	Mike Lansford, 1989

TWO-POINT CONVERSIONS**Most Two Point Conversions, Career**

7	Marshall Faulk, 1999-2006
3	Isaac Bruce, 1994-2007
2	Jerome Bettis, 1993-95 Tony Banks, 1996-98 Ricky Proehl, 1998-2002

Most Two Point Conversions, Season

2	Jerome Bettis, 1994 Marshall Faulk, 2000 Marshall Faulk, 2004
1	Many times, last by Sam Bradford, Benny Cunningham & Isaiah Pead, 2013

Most Two Point Conversions, Game

2	Marshall Faulk, vs. Atlanta, 10/15/00 (2 runs)
1	Many times, last by Isaiah Pead, vs. Chicago, 11/24/13

Most Two Point Conversions, Opponent, Season

2	Terance Mathis, Atlanta, 1994
2	Reggie Bush, New Orleans, 2007

Most Two Point Conversions, Opponent, Game

2	Reggie Bush, @ New Orleans, 11/11/07 (2 runs)
1	Many times, last by Coby Fleener, at Indianapolis, 11/10/13 (pass from Andrew Luck)

FIELD GOALS**Most Attempted, Career**

328	Jeff Wilkins, 1997-2007
217	Mike Lansford, 1982-90
207	Bruce Gossett, 1964-69

Most Attempted, Season

49	Bruce Gossett, 1966
47	David Ray, 1973
45	David Ray, 1970

Most Attempted, Game

7	Bob Waterfield, vs. Detroit, 12/9/51
---	--------------------------------------

	Jeff Wilkins, vs. Denver, 9/10/06
6	Five times, last by David Ray, @ New Orleans, 11/26/72
5	Many times, Last by Jeff Wilkins, @ Detroit, 10/1/06

Most Attempted, Opponent, Game

7	Rich Karlis, @ Minnesota, 11/5/89
6	Five times, last by John Carney, vs. New Orleans, 9/26/04
5	Many times, last by Blair Walsh, vs MIN, 12/16/12

Most Made, Career

265	Jeff Wilkins, 1997-2007
158	Mike Lansford, 1982-90
120	Bruce Gossett, 1964-69

Most Made, Season

39	Jeff Wilkins, 2003
33	Josh Brown, 2010
32	Jeff Wilkins, 2006

Most Made, Season, Rookie

29	Frank Corral, 1978
23	Greg Zuerlein, 2012
18	Bruce Gossett, 1964 Rafael Septien, 1977

Most Made, Game

6	Jeff Wilkins, vs. Denver, 9/10/06
5	Three times, last by Jeff Wilkins, vs. Detroit, 10/1/06
4	Many times, last by Greg Zuerlein, vs. Arizona, 9/8/13

Most Made, Opponent, Game

7	Rich Karlis, @ Minnesota 11/5/89
5	Seven times, last by Blair Walsh, vs MIN, 12/16/12
4	Many times, last by David Akers, @ San Francisco, 12/4/11

Most Consecutive Field Goals Made

30	Jeff Wilkins, 1999-2001
19	Jeff Wilkins, 2003
17	Tony Zendejas, 1991

Most Consecutive Games, Made Field Goal

27	Jeff Wilkins, 2002-04
20	David Ray, 1970-71
19	Bruce Gossett, 1967-68

Longest Field Goal

60	Greg Zuerlein, vs. Seattle, 9/30/12
58	Greg Zuerlein, vs. Seattle, 9/30/12
57	Jeff Wilkins, vs. Arizona, 9/27/98
56	Greg Zuerlein, at Chicago, 9/23/12
55	Josh Brown, vs. Seattle, 11/29/09

Longest Field Goal, Opponent

56	Joe Nedney, vs. San Francisco, 12/24/05
55	Adam Vinatieri, vs. New England, 12/13/98 Jay Feely, @ New York Jets, 11/9/08
54	Four times, last by Robbie Gould, at Chicago, 9/24/12

Most Made, 50 or More Yards, Career

26	Jeff Wilkins, 1997-2007
15	Josh Brown, 2008-2011
8	Tony Zendejas, 1991-94
8	Greg Zuerlein, 2012-

Most Made, 50 or More Yards, Season

7	Greg Zuerlein, 2012
6	Tony Zendejas, 1993 Josh Brown, 2008 Josh Brown, 2009
4	Jeff Wilkins, 2003, 2004, 2005

Most Made, 50 or More Yards, Game

2	Five times, last by Greg Zuerlein, vs. Seattle, 9/30/12
1	Many times, last by Greg Zuerlein, vs. TB, 12/22/13

Most Made, 50 or More Yards, Game, Opponent

- 3 Blair Walsh, vs. Minnesota, 12/16/12
- 2 Tom Dempsey, vs. New Orleans, 12/6/70
- Mick Luckhurst, vs. Atlanta, 10/7/84
- John Carney, vs. New Orleans, 9/26/04
- Nick Folk, vs. New York Jets, 11/19/12

Highest Field Goal Percentage, Career (50 attempts)**82.75 Greg Zuerlein, 2012- (48-58)**

- 81.88 Josh Brown, 2008-11 (104-127)
- 80.79 Jeff Wilkins, 1997-2007 (265-328)
- 79.52 Tony Zendejas, 1991-94 (66-83)

Highest Field Goal Percentage, Season

- 100.0 Tony Zendejas, 1991 (17-17)
- Jeff Wilkins, 2000 (17-17)
- 92.86 Jeff Wilkins, 2003 (39-42)
- 92.59 Greg Zuerlein, 2013 (25-27)**

SAFETIES**Most, Career**

- 3 Kevin Greene, 1985-92
- 2 Fred Dryer, 1972-81
- Jack Youngblood, 1971-84
- Kevin Carter, 1995-2000

Most, Season

- †2 Fred Dryer, 1973

Most, Game

- *2 Fred Dryer, vs. Green Bay, 10/21/73
- 1 Many players, last by Eugene Sims, at CAR 10/21/13

Most, Game, Opponent

- 1 Many times, last by John Abraham, at Arizona, 12/8/13

RUSHING**Most Seasons Leading Team**

- 8 Steven Jackson, 2005-12
- 6 Marshall Faulk, 1999-2006
- 5 Lawrence McCutcheon, 1973-77
- 4 Dick Bass, 1962-66
- Eric Dickerson, 1983-86

Most Consecutive Seasons Leading Team

- 8 Steven Jackson, 2005-12
- 6 Marshall Faulk, 1999-2006
- 5 Lawrence McCutcheon, 1973-77
- 4 Eric Dickerson, 1983-86

ATTEMPTS**Career**

- 2,395 Steven Jackson, 2004-12
- 1,525 Eric Dickerson, 1983-87
- 1,447 Marshall Faulk, 1999-2006

Season

- 404 Eric Dickerson, 1986
- 390 Eric Dickerson, 1983
- 379 Eric Dickerson, 1984

Season, Rookie

- †390 Eric Dickerson, 1983
- 294 Jerome Bettis, 1993
- 250 Zac Stacy, 2013**

Game

- 39 Jerome Bettis, vs. Chicago, 1/2/94
- 38 Eric Dickerson, @ St. Louis, 9/7/86
- 36 Charles White, @ Philadelphia, 9/15/85

Game, Opponent

- 41 Rodney Hampton, @ New York Giants, 9/19/93
- Gerald Riggs, @ Atlanta, 11/17/85
- 35 Lynn Cain, Atlanta, 10/7/84
- Gerald Riggs, Atlanta, 10/12/86
- 33 Shaun Alexander, @ Seattle, 11/13/05
- Maurice Jones-Drew, @ Jacksonville, 10/18/09

YARDS GAINED**Career**

- 10,135 Steven Jackson, 2004-12
- 7,245 Eric Dickerson, 1983-87
- 6,959 Marshall Faulk, 1999-2006

Season

- *2,105 Eric Dickerson, 1984
- 1,821 Eric Dickerson, 1986
- 1,808 Eric Dickerson, 1983

Season, Rookie

- 1,808 Eric Dickerson, 1983
- 1,429 Jerome Bettis, 1993

973 Zac Stacy, 2013**Game**

- 247 Willie Ellison, vs. New Orleans, 12/5/71
- 223 Tom Wilson, vs. Green Bay, 12/16/56
- 221 Greg Bell, vs. Green Bay, 9/24/89

Game, Rookie

- 223 Tom Wilson, vs. Green Bay, 12/16/56
- 212 Jerome Bettis, @ New Orleans, 12/12/93
- 199 Eric Dickerson, vs. Detroit, 10/2/83

Game, Opponent

- 253 DeMarco Murray, @ Dallas, 10/23/11
- 237 Jim Brown, @ Cleveland, 11/24/57
- 228 Beanie Wells, vs. Arizona, 11/27/11
- 212 Adrian Peterson, vs. Minnesota, 12/16/12

Longest Run

- 92t Kenny Washington, @ Chicago Cardinals, 11/2/47
- 85t Eric Dickerson, @ New York Jets, 9/25/83
- 84t Tom Harmon, @ Chicago Bears, 10/13/46

Longest Run, Opponents

- 91t DeMarco Murray, @ Dallas, 10/23/11
- 82t Adrian Peterson, vs. Minnesota, 12/16/12
- 80 Jamaal Charles, vs. Kansas City, 12/19/10
- 76t Najeh Davenport, vs. Green Bay, 10/19/03

Most Seasons, 1,000 or More Yards

- 8 Steven Jackson, 2005-12
- 4 Lawrence McCutcheon, 1973-74, 1976-77
- Eric Dickerson, 1983-86
- 3 Marshall Faulk, 1999-01
- 2 Dick Bass, 1962, 1966
- Wendell Tyler, 1979, 1981
- Greg Bell, 1988-89
- Jerome Bettis, 1993-94

Most Consecutive Seasons, 1,000 or More Yards

- 8 Steven Jackson, 2005-12
- 4 Eric Dickerson, 1983-86
- 3 Marshall Faulk, 1999-01

Most Games, 100 or More Yards, Career

- 38 Eric Dickerson, 1983-87
- 33 Steven Jackson, 2004-12
- 27 Marshall Faulk, 1999-2006

Most Games, 100 or More Yards, Season

- 11 Eric Dickerson, 1984
- 9 Eric Dickerson, 1983
- 7 Jerome Bettis, 1993
- Marshall Faulk, 1999
- Steven Jackson, 2009

Most Consecutive Games, 100 or More Yards

6	Eric Dickerson, 1984
5	Eric Dickerson, 1986
4	Eric Dickerson, 1983, 1984
	Jerome Bettis, 1994
	Marshall Faulk, 1999
	Marshall Faulk, 2003
	Steven Jackson, 2009

AVERAGE GAIN

Career (500 att.)

5.182	Dan Towler, 1950-55 (674-3,493)
4.833	Paul (Tank) Younger, 1949-57 (682-3,296)
4.809	Marshall Faulk, 1999-2006 (1,447-6,959)

Season (Qualifiers)

7.40	Kenny Washington, 1947 (60-444)
7.26	Skeet Quinlan, 1953 (97-705)
6.77	Dan Towler, 1951 (126-854)

Game (10 att.)

14.6	Dan Towler, @ Baltimore, 11/22/53 (14-205)
13.2	Kenny Washington, @ Chicago Cardinals, 11/2/47 (11-145)
13.1	Dan Towler, @ Green Bay, 10/21/51 (11-144)

Game (10 att.), Opponent

13.8	George Taliaferro, vs. New York Yanks, 11/18/51 (12-166)
13.3	Frank Reagan, vs. New York Giants, 12/1/46 (10-133)
12.6	Delvin Williams, vs. Miami, 11/9/80 (12-151)

RUSHING TOUCHDOWNS

Career

58	Marshall Faulk, 1999-2006
56	Eric Dickerson, 1983-87
56	Steven Jackson, 2004-12

Season

18	Eric Dickerson, 1983
	Marshall Faulk, 2000
16	Greg Bell, 1988
15	Greg Bell, 1989

Season, Rookie

†18	Eric Dickerson, 1983
7	Jerome Bettis, 1993
7	Zac Stacy, 2013
6	Dan Towler, 1952

Game

4	Marshall Faulk, vs. Minnesota, 12/10/00
3	Many times, last by Steven Jackson, vs. Dallas, 11/19/08
2	Many times, last by Zac Stacy, vs. Tennessee, 11/3/13

Game, Opponent

4	Jim Brown, @ Cleveland, 11/24/57
	Ron Moore, @ Phoenix, 12/4/93
3	Many times, last by Maurice Jones-Drew, @ Jacksonville, 10/18/09
2	Many times, last by Beanie Wells, @ARI, 11/25/12

PASSING

Most Seasons Leading Team

9	Roman Gabriel, 1963-72
8	Jim Everett, 1986-92
	Marc Bulger, 2002-09
6	Norm Van Brocklin, 1950, 1952-1955, 1957

Most Consecutive Seasons Leading Team

9	Roman Gabriel, 1963-72
8	Jim Everett, 1986-92
	Marc Bulger, 2002-09
4	Norm Van Brocklin, 1952-1955

RATING

Highest, Career (1,500 att.)

97.2	Kurt Warner, 1998-2003
84.4	Marc Bulger, 2001-09

79.3 Sam Bradford, 2010-

Highest, Season (Qualifiers)

109.2	Kurt Warner, 1999
101.8	Trent Green, 2000
101.4	Kurt Warner, 2001

Season, Rookie (Qualifiers)

81.8	Dieter Brock, 1985
76.5	Sam Bradford, 2010
72.4	Bob Waterfield, 1945

ATTEMPTS

Career

3,313	Roman Gabriel, 1962-72
3,277	Jim Everett, 1986-93
3,171	Marc Bulger, 2001-09

Season

590	Sam Bradford, 2010
588	Marc Bulger, 2006
554	Jim Everett, 1990

Season, Rookie

590	*Sam Bradford, 2010
368	Tony Banks, 1996
365	Dieter Brock, 1985

Game

62	Marc Bulger, @ New York Giants, 10/2/05
56	Marc Bulger, @ San Francisco, 9/11/05
55	Mark Rypien, vs. Buffalo, 12/10/95
	Marc Bulger, vs. Chicago, 12/11/06
	Sam Bradford, vs. Minnesota, 12/16/12
	Sam Bradford, vs. Arizona, 9/12/10
	Sam Bradford, at Atlanta, 9/15/13

Game, Opponent

58	Kent Graham, @ Arizona, 9/29/96
56	Drew Brees, vs. New Orleans, 12/15/2013
52	Tony Eason, vs. New England, 11/16/86
	Neil Lomax, @ St. Louis, 11/4/84
	Mark Brunell vs. Jacksonville, 10/20/96
	Ryan Lindley, @ Arizona, 11/25/12

COMPLETIONS

Career

1,969	Marc Bulger, 2001-09
1,847	Jim Everett, 1986-93
1,705	Roman Gabriel, 1962-72

Season

375	Kurt Warner, 2001
370	Marc Bulger, 2006
354	Sam Bradford, 2010

Season, Rookie

354 Sam Bradford, 2010
 218 Dieter Brock, 1985
 192 Tony Banks, 1996

Game

40 Marc Bulger, @ New York Giants, 10/2/05
 36 Marc Bulger, vs. San Diego, 11/10/02
 35 Dieter Brock, vs. San Francisco, 10/27/85
 Kurt Warner, @ Seattle, 9/10/00
 Marc Bulger, @ Green Bay, 11/29/04
Sam Bradford, vs. Minnesota, 12/16/12

Game, Opponent

39 Drew Brees, vs. New Orleans, 12/15/2013
 37 Richard Todd, @ New York Jets, 9/25/83
 Kent Graham, @ Arizona, 9/29/96
 Mark Brunell, vs. Jacksonville, 10/20/96
 36 Tony Eason, vs. New England, 11/16/86
 Josh McCown, vs. Chicago, 11/24/13

Consecutive Passes Completed

18 Jim Everett, vs. New York Giants, 11/12/89
 16 Jim Everett, vs. Kansas City, 11/10/91
 15 Tony Banks, vs. New York Jets, 10/11/98
 Kurt Warner, @ Washington, 11/24/02

COMPLETION PERCENTAGE**Career (500 att.)**

66.4% Kurt Warner, 1998-2003 (1,688-1,121)
 62.1% Marc Bulger, 2001-09 (2,924-1,829)
58.6% Sam Bradford, 2010- (1,760-1,032)

Season (min. 200 att.)

67.7% Kurt Warner, 2000 (347-235)
 66.2% Marc Bulger, 2004 (495-321)
 65.1% Kurt Warner, 1999 (499-325)

Season, Rookie (min. 100 att.)

60.0% Sam Bradford, 2010 (590-354)
 59.7% Dieter Brock, 1985 (365-218)
 56.3% Ryan Fitzpatrick, 2005 (135-76)

Game (20 att.)

86.9% Kurt Warner, vs. San Francisco, 10/10/99 (23-20)
 85.7% Jim Everett, vs. New York Giants, 10/18/92 (21-18)
 84.4% Kurt Warner, vs. Minnesota 12/10/00 (32-27)

Game (20 att.), Opponent

91.3% Vinny Testaverde, vs. Cleveland, 12/26/93 (21-23)
 84.6% Kerry Collins, vs. New York Giants, 9/15/02 (22-26)
 84.4% Carson Palmer, at Arizona, 12/8/13 (27-32)

YARDS GAINED**Career**

23,758 Jim Everett, 1986-93
 22,814 Marc Bulger, 2001-09
 22,223 Roman Gabriel, 1962-72

Season

4,830 Kurt Warner, 2001
 4,353 Kurt Warner, 1999
 4,310 Jim Everett, 1989

Season, Rookie

3,512 Sam Bradford, 2010
 2,658 Dieter Brock, 1985
 2,544 Tony Banks, 1996

Game

*554 Norm Van Brocklin, vs New York Yanks, 9/28/51
 509 Vince Ferragamo, vs. Chicago, 12/26/82
 454 Jim Everett, @ New Orleans, 11/26/89

Game, Opponent

483 Boomer Esiason, vs. Cincinnati, 10/7/90
 462 Steve Young, vs. San Francisco, 11/28/93
 446 Richard Todd, @ New York Jets, 9/25/83

Most Seasons, 3,000 or More Passing Yards

5 Jim Everett, 1988-92
 3 Kurt Warner, 1999-01
 Marc Bulger, 2003-04, 2006
 2 Vince Ferragamo, 1980, 1983
Sam Bradford, 2010, 2012

Most Games, 300 or More Passing Yards, Career

30 Kurt Warner, 1998-2003
 27 Marc Bulger, 2001-09
 20 Jim Everett, 1986-93

Most Games, 300 or More Passing Yards, Season

†9 Kurt Warner, 1999
 Kurt Warner, 2001
 8 Marc Bulger, 2006
 7 Kurt Warner, 2000

Most Consecutive Games, 300 or More Passing Yards

†6 Kurt Warner, 2000
 4 Kurt Warner, 1999
 3 Jim Everett, 1989, 1991
 Mark Rypien, 1995
 Marc Bulger, 2006

Longest Pass Completion

96t Frank Ryan (to Matson), vs. Pittsburgh, 10/1/61
 95t Bill Munson (to Pope), vs. Green Bay, 12/3/64
 93t Bill Wade (to Phillips), @ Green Bay, 11/16/58
 Roman Gabriel (to Tucker), vs. San Francisco, 11/9/69

Opponent/Longest Pass Completion

98t Jim Hart (to Rashad), @ St. Louis, 12/10/72
 95t Joe Montana (to Taylor), vs. San Francisco, 12/11/89
 91t Bart Starr (to Dowler), vs. Green Bay, 12/17/60

AVERAGE GAIN**Career (500 att.)**

8.56 Kurt Warner, 1998-2003 (1,688-14,447)
 8.49 Norm Van Brocklin, 1959-57 (1,897-16,114)
 8.01 James Harris, 1972-76 (652-5,220)

Season (Qualifiers)

10.14 Norm Van Brocklin, 1954 (260-2,637)
 9.88 Kurt Warner, 2000 (347-3,429)
 9.61 Bob Waterfield, 1945 (172-1,653)

Game (20 att.)

15.40 Norm Van Brocklin, @ Chicago Bears, 11/16/52
 15.19 Roman Gabriel, vs. San Francisco, 11/9/69
 15.03 James Harris, @ Miami, 10/3/76

Game (20 att.), Opponent

15.86 Ed Brown, vs. Chicago, 10/9/60
 14.46 Milt Plum, vs. Detroit, 11/1/64
 14.44 Steve Young, vs. San Francisco, 11/28/93

TOUCHDOWNS**Career**

154 Roman Gabriel, 1962-72
 142 Jim Everett, 1986-92
 122 Marc Bulger, 2001-09

Season

41 Kurt Warner, 1999
 36 Kurt Warner, 2001
 31 Jim Everett, 1988

Season, Rookie

18 Sam Bradford, 2010
 16 Dieter Brock, 1985
 15 Tony Banks, 1996

Game

5 Bob Waterfield, vs. New York Bulldogs, 11/27/49
 Norm Van Brocklin, vs. Detroit, 10/29/50
 Norm Van Brocklin, @. New York Yanks, 9/28/51
 Bob Waterfield, vs. Green Bay, 12/16/51
 Roman Gabriel, vs. Cleveland, 12/12/65

Vince Ferragamo, vs. New Orleans, 11/2/80
 Vince Ferragamo, vs. San Francisco, 10/23/83
 Jim Everett, @ New York Giants, 9/25/88
 Kurt Warner, vs. San Francisco, 10/10/99
 4 Many times, last by Marc Bulger, vs. Washington,
 12/24/06
 3 Many times, last by Sam Bradford, @ Hou, 10/13/13

Game, Opponent

5 Dan Marino, vs. Miami, 12/14/86
 4 Jeff George, @ Oakland, 9/28/97
 Eli Manning, @ New York Giants, 10/2/05
 Tom Brady, vs. New England, 10/28/12
 3 Many times, last by Tony Romo, at DAL, 9/22/13

Most Games, Four or More Touchdowns Passes, Career

6 Norm Van Brocklin, 1949-57
 Jim Everett, 1986-93
 5 Vince Ferragamo, 1977-80, 1982-84
 4 Roman Gabriel, 1962-72

Most Games, Four or More Touchdowns Passes, Season

4 Vince Ferragamo, 1980
 3 Kurt Warner, 2001
 2 Norm Van Brocklin, 1957
 Jim Everett, 1988
 Jim Everett, 1990
 Kurt Warner, 2000

HAD INTERCEPTED

Career

128 Bob Waterfield, 1945-52
 127 Norm Van Brocklin, 1949-57
 123 Jim Everett, 1986-93

Season

24 Bob Waterfield, 1949
 23 Vince Ferragamo, 1983
 22 Bill Wade, 1958
 Kurt Warner, 2001
 Marc Bulger, 2003

Game

7 Parker Hall, vs. Green Bay, 11/18/42
 Bob Waterfield, @ Green Bay, 10/17/58
 6 Norm Van Brocklin, vs. Baltimore, 12/4/54
 Bill Wade, vs. Detroit, 10/26/56
 Norm Van Brocklin, vs. Detroit, 10/13/57
 Chris Chandler, @ Carolina, 12/12/04
 5 Norm Van Brocklin, @ San Francisco, 10/28/51
 Ryan Fitzpatrick, @ Minnesota, 12/11/05
 Gus Frerotte, @ Baltimore, 10/14/07

Most Consecutive Passes Attempted, None Intercepted

249 Marc Bulger, 2005-06
 206 Roman Gabriel, 1968-69
 169 *Sam Bradford, 2010

LOWEST PERCENTAGE PASSES INTERCEPTED

Career (500 att.)

2.15 Sam Bradford, 2010- (1,760-38)
 2.93 Marc Bulger, 2001-09 (3,171-93)
 3.38 Roman Gabriel, 1962-72 (3,313-112)

Season (Qualifiers)

1.40 Marc Bulger, 2006 (588-8)
 1.75 Roman Gabriel, 1969 (399-7)
 2.08 Trent Green, 2000 (240-5)

Season, Rookie (Qualifiers)

2.54 Sam Bradford, 2010 (590-15)
 3.56 Dieter Brock, 1985 (365-13)
 4.07 Tony Banks, 1996 (368-15)

TIMES SACKED

Career

279 Roman Gabriel, 1962-72
 254 Marc Bulger, 2001-09
 186 Jim Everett, 1986-93

Season

51 Dieter Brock, 1985
 49 Marc Bulger, 2006
 48 Roman Gabriel, 1966
 Tony Banks, 1996

Game

10 Bill Munson, @ San Francisco, 12/6/64
 James Harris, vs. San Francisco, 10/11/76
 8 Roman Gabriel, @ Green Bay, 9/25/66
 Tony Banks, vs. San Francisco, 10/25/98
 7 Many times, Last by Sam Bradford, vs.
 Washington, 10/2/11

Game, Opponent

10 Bob Barry, vs. Atlanta 9/28/65
 9 Mike Ray, vs. Tampa Bay, 11/5/78
 Dave Wilson, vs. New Orleans, 11/3/85
 Steve Beuerlein, @ Los Angeles Raiders, 9/18/88
 Rob Johnson, @ Buffalo, 9/20/98
 Kevin Kolb, vs. Arizona, 10/4/12
 8 Joe Montana, @ San Francisco, 12/18/88
 Daunte Culpepper, vs. Minnesota, 11/30/03

PASS RECEIVING

RECEPTIONS

Most Seasons Leading Team

9 Henry Ellard, 1984-93
 7 Torry Holt, 1999-2008
 5 Tom Fears, 1948-55

Most Consecutive Seasons Leading Team

8 Henry Ellard, 1984-91
 7 Torry Holt, 2002-08
 4 Jim Phillips, 1960-63

Career

942 Isaac Bruce, 1994-2007
 869 Torry Holt, 1999-2008
 593 Henry Ellard, 1983-1993

Season

119 Isaac Bruce, 1995
 117 Torry Holt, 2003
 102 Torry Holt, 2005

Season, Rookie

54 Eddie Kennison, 1996
 53 Donnie Avery, 2008
 52 Torry Holt, 1999

Season, Running Back

90 Steven Jackson, 2006
 87 Marshall Faulk, 1999
 83 Marshall Faulk, 2001

Game

18 Tom Fears, vs. Green Bay, 12/3/50
 15 Willie Anderson, @ New Orleans, 11/26/89
 Isaac Bruce, vs. Miami, 12/24/95
 Danny Amendola, vs. Washington, 9/16/12
 14 Dick Hoerner, vs. New York Yanks, 11/19/50

Game, Opponent

16 Jerry Rice, @ San Francisco, 11/20/94
 Keenan McCardell, vs. Jacksonville, 10/20/96
 13 Larry Centers, @ Arizona, 9/29/96
 12 Andre Rison, @ Atlanta, 9/11/94

Most Consecutive Games, Pass Reception

153	Torry Holt, 1999-2008
81	Henry Ellard, 1986-92 Marshall Faulk, 1999-2004
70	Jim Phillips, 1958-63

Most Seasons 50 or More Pass Receptions

11	Isaac Bruce, 1995-97, 1999-2004, 2006-07
10	Torry Holt, 1999-2008
7	Henry Ellard, 1985, 1987-1991, 1993

YARDS**Most Seasons Leading Team**

9	Henry Ellard, 1984-91, 1993 Torry Holt, 2000-08
5	Tom Fears, 1948-55

Most Consecutive Seasons Leading Team

9	Torry Holt, 2000-08
8	Henry Ellard, 1984-91
4	Jim Phillips, 1960-63

Career

14,109	Isaac Bruce, 1994-2007
12,660	Torry Holt, 1999-2008
9,761	Henry Ellard, 1983-93

Season

1,781	Isaac Bruce, 1995
1,696	Torry Holt, 2003
1,635	Torry Holt, 2000

Season, Rookie

924	Eddie Kennison, 1996
788	Torry Holt, 1999
786	Bucky Pope, 1964

Season, Running Back

1,049	Marshall Faulk, 1999
830	Marshall Faulk, 2000
825	Amp Lee, 1997

Game

*336	Willie Anderson, @ New Orleans, 11/26/89
303	Jim Benton, @ Detroit, 11/22/45
238	Harold Jackson, vs. Dallas, 10/14/73

Game, Rookie

226	Eddie Kennison, @ Atlanta, 12/15/96
208	Jim Phillips, @ Green Bay, 11/16/58
163	Donnie Avery, @ New England, 10/26/08

Game, Opponent

286	John Taylor, vs. San Francisco, 12/11/89
257	Billy Wilson, vs. San Francisco, 10/3/54
241	Jerry Rice, @ San Francisco, 12/9/85

Longest Pass Reception

96t	Ollie Matson (from Frank Ryan), vs. Pittsburgh, 10/1/61
95t	Bucky Pope (from Bill Munson), vs. Green Bay, 12/13/64
93t	Jim Phillips (from Bill Wade), @ Green Bay, 11/16/58 Wendell Tucker (from Roman Gabriel), vs. San Francisco, 11/9/69

Most Seasons, 1,000 or More Yards Pass Receiving

9	Isaac Bruce, 1995-96, 1999-2004, 2006
8	Torry Holt, 2000-07
4	Henry Ellard, 1988-91

Most Games, 100 or More Yards Pass Receiving, Career

46	Torry Holt, 1999-2008
43	Isaac Bruce, 1994-2007
26	Henry Ellard, 1983-93

Most Games, 100 or More Yards Pass Receiving, Season

10	Torry Holt, 2003
9	Isaac Bruce, 1995
8	Elroy Hirsch, 1951 Torry Holt, 2000

Most Consecutive Games, 100 or More Yards, Pass Receiving

6	Isaac Bruce, 1995
5	Elroy Hirsch, 1951 Bob Boyd, 1954
3	Isaac Bruce, 2004

Most Consecutive Games, 150 or More Yards, Pass Receiving

3	Isaac Bruce, 1995
2	Tom Fears, 1950-51 Torry Holt, 2000 Torry Holt, 2003 Torry Holt, 2004

AVERAGE GAIN**Career (150 receptions)**

20.5	Bob Boyd, 1950-57 (176-3,611)
20.3	Willie Anderson, 1988-94 (259-5,246)
18.3	Elroy Hirsch, 1949-57 (343-6,289)

Game (3 receptions)

*63.0	Torry Holt, @ Atlanta, 9/24/00 (3-189)
50.3	Jack Snow, @ Baltimore, 10/15/67 (3-151)
49.7	Bob Boyd, @ Green Bay, 10/17/54 (3-149)

Game (3 receptions), Opponent

55.3	Koren Robinson, vs. Seattle, 10/20/02 (3-166)
49.3	Charley Taylor, vs. Washington, 10/22/67 (3-148)
44.0	Charles Wilson, vs. Tampa Bay, 12/11/94 (4-176)

TOUCHDOWNS**Career**

84	Isaac Bruce, 1994-2007
74	Torry Holt, 1999-2008
53	Elroy Hirsch, 1949-57

Season

17	Elroy Hirsch, 1951
13	Harold Jackson, 1973 Isaac Bruce, 1995
12	Isaac Bruce, 1999 Torry Holt, 2003

Season, Rookie

10	Bucky Pope, 1964
8	Eddie Kennison, 1996
6	Leon Clarke, 1956 Torry Holt, 1999

Game

4	Bob Shaw, vs. Washington, 12/11/49 Elroy Hirsch, @ New York Yanks, 9/28/51 Harold Jackson, vs. Dallas, 10/14/73 Isaac Bruce, vs. San Francisco, 10/10/99 Many times, Last by Torry Holt, vs. Seattle, 10/15/06
2	Many times, Last by Tavon Austin, at Ind., 11/10/13
Game, Opponent	
4	Mike Ditka, vs. Chicago, 10/13/63
3	Many times, last by Torrey Smith, vs. Baltimore, 9/25/11
2	Many times, last by Larry Fitzgerald, vs. Arizona, 9/8/13

Most Consecutive Games, Touchdown

11	Elroy Hirsch, 1950-51
6	Henry Ellard, 1988-89
5	Jim Benton, 1938-39 Jack Snow, 1967-68 Harold Jackson, 1973 Torry Holt, 2003, 2006

PUNTING

Career

449	Donnie Jones, 2007-11
432	Dale Hatcher, 1985-89, 1991
380	Sean Landeta, 1993-96, 2003-04

Season

105	Donnie Jones, 2011
97	Dale Hatcher, 1986
94	Donnie Jones, 2010
93	Ken Clark, 1979

Season, Rookie

93	Ken Clark, 1979
87	Dale Hatcher, 1985
82	Johnny Hekker, 2012
77	Rusty Jackson, 1976

Game

12	Parker Hall, vs. Green Bay, 11/26/39 Rusty Jackson, @ San Francisco, 11/21/76
11	Danny Villanueva, vs. Dallas, 9/30/62 Danny Villanueva, @ Pittsburgh, 9/13/64 Donnie Jones, vs. San Francisco, 1/3/2010
10	Many times, last by Donnie Jones, vs. Seattle, 11/20/11

Game, Opponent

14	George Taliafesero, vs. New York Yanks, 9/28/51
11	Tom Girard, vs. Green Bay, 12/3/50 Gerry Collins, vs. Cleveland, 12/12/65 Bobby Joe Green, @ Chicago, 12/2/73 Tom Wittum, @ San Francisco, 11/21/76 Hermon Weaver, @ Seattle, 11/4/79
10	Many times, Last by Tommy Barnhardt, @ New Orleans, 11/26/89

Longest Punt

88	Bob Waterfield, @ Green Bay, 10/17/48
86	Bob Waterfield, @ Green Bay, 10/5/47
80	Donnie Jones, @ Seattle, 10/21/07 Parker Hall, vs. Philadelphia 12/3/39

Longest Punt, Opponent

76	Sammy Baugh, @ Washington, 11/5/44
75	Sam Baker, vs. Dallas, 9/30/62
74	Jack Jacobs, @ Green Bay, 10/5/47

AVERAGE GROSS YARDS

Career (250 punts)

46.6	Donnie Jones, 2007-11 (449-20,924)
44.3	Danny Villanueva, 1961-64 (296-13,009)
44.1	Sean Landeta, 1993-96, 2003-04 (380-16,747)

Season (Qualifiers)

50.0	Donnie Jones, 2008 (82-4,100)
47.2	Donnie Jones, 2007 (78-3,684)
46.8	Donnie Jones, 2009 (90-4,212)

Season, Rookie (Qualifiers)

45.8	Johnny Hekker, 2012 (82-3,756)
43.6	John Misko, 1982 (45-1,961)
43.2	Dale Hatcher, 1985 (87-3,735)

Game (4 punts)

56.9	Johnny Hekker, vs. Arizona, 10/4/12 (7-398)
56.3	Donnie Jones, vs. Arizona, 11/22/09 (4-225)
56.2	Donnie Jones, vs. Buffalo, 9/28/08 (5-281)
56.0	Donnie Jones, vs. Arizona, 10/7/07 (4-224)

Game, Opponent (4 Punts)

59.5	Mike Scifres, vs. Chargers, 10/17/10 (6-357)
57.3	Fred Morrison, @ Chicago Bears, 11/16/52 (4-229)
56.8	Sammy Baugh, @ Washington, 10/26/41 (6-341)

HAD BLOCKED

Career

5	Bob Waterfield, 1945-52
4	Dale Hatcher, 1985-89, 1991
2	Many players, last by John Misko, 1982-84

Season

2	Bob Waterfield, 1950 Jon Kilgore, 1967 Rusty Jackson, 1976 Glen Walker, 1978 Ken Clark, 1979
1	Many times, last by Donnie Jones, 2011

Most Consecutive Punts, None Blocked

425	Donnie Jones, 2007-2011
380	Sean Landeta, 1993-96, 2003-04
299	Norm Van Brocklin, 1951-57

PUNT RETURNS

Most Seasons Leading Team

5	Henry Ellard, 1983-93
4	Jon Arnett, 1957-63 Jim Bertelsen, 1972-76
3	Verda (V.T.) Smith, 1949-53 Woodley Lewis, 1950-55 Alvin Haymond, 1969-71 LeRoy Irvin, 1980-89 Eddie Kennison, 1996-98 Az-Zahir Hakim, 1998-2001

Most Consecutive Seasons Leading Team

5	Henry Ellard, 1983-87
4	Jim Bertelsen, 1972-76
3	Verda (V.T.) Smith, 1949-51 Woodley Lewis, 1952-54 Alvin Haymond, 1969-71 LeRoy Irvin, 1980-82 Eddie Kennison, 1996-98 Az-Zahir Hakim, 1999-2001

RETURNS

Career

146	LeRoy Irvin, 1980-89
135	Henry Ellard, 1983-93
112	Az-Zahir Hakim, 1998-2001

Season

56	Eddie Brown, 1979
53	Alvin Haymond, 1970 Todd Kinchen, 1995
52	Jackie Wallace, 1978

Season, Rookie

42	LeRoy Irvin, 1980
30	Tavon Austin, 2013
29	Darryl Henley, 1989 Eddie Kennison, 1996
27	Verda (V.T.) Smith, 1949

Game

7	Many times, last by Az-Zahir Hakim, @ Tennessee, 10/31/99
6	Many times, last by Vernon Turner, vs. New England, 9/13/92
5	Many times, last by Danny Amendola, vs. San Francisco, 1/3/2010

Game, Opponent

8	Kevin Miller vs. Minnesota, 12/2/79 DeSean Jackson, @ Philadelphia, 9/7/08
7	Many times, last by Leon Washington, vs. Seattle, 11/20/11

YARDS GAINED

Career

1,527	Henry Ellard, 1983-93
1,451	LeRoy Irvin, 1980-89
1,278	Az-Zahir Hakim, 1998-2001

Season

618	Jackie Wallace, 1978
615	LeRoy Irvin, 1981
501	Henry Ellard, 1985

Season, Rookie

427	Verda (V.T.) Smith, 1949
423	Eddie Kennison, 1996
296	Henry Ellard, 1983

Game

*207	LeRoy Irvin, @ Atlanta, 11/14/81
145	Tavon Austin, @ Indianapolis, 11/10/13
127	LeRoy Irvin, @ San Francisco, 10/9/81

Game, Opponent

128	Tyrone Hughes, vs. New Orleans, 10/3/93
	Darrien Gordon, @ San Diego, 11/27/94
127	Patrick Peterson, @ Arizona, 11/6/11
125	Dana McLemore, @ San Francisco, 11/16/80
122	Robert Brooks, @ Green Bay, 10/9/94

Longest Punt Return

*103t	Robert Bailey, @ New Orleans, 10/23/94
98t	Tavon Austin, @Indianapolis, 11/10/13
90t	Dick Bass, vs. Green Bay, 12/17/61
88t	Tom Harmon, vs. Detroit, 11/23/47
88t	Nick Miller, vs. Arizona, 11/27/11

Longest Punt Return, Opponent

99t	Patrick Peterson, @ Arizona, 11/6/11
94t	Darrien Gordon, @ Denver, 9/14/97
93t	Dana McLemore, @ San Francisco, 1/2/82
90t	Nate Burleson, @ Seattle, 11/12/06

AVERAGE YARDAGE

Career (Min. 75 ret.)

11.4	Az-Zahir Hakim, 1998-2001 (112-1,278)
11.3	Henry Ellard, 1983-93 (135-1,527)
11.1	Danny Amendola, 2009-12 (81-899)

Season (Qualifiers)

18.5	Woodley Lewis, 1952 (19-351)
15.8	Verda (V.T.) Smith, 1949 (27-427)
15.6	Les Horvath, 1948 (13-203)

Season, Rookie (Qualifiers)

15.8	Verda (V.T.) Smith, 1949 (27-427)
14.6	Eddie Kennison, 1996 (29-423)
14.5	Jim Bertelsen, 1972 (16-232)

Game

40.0	Woodley Lewis @ Detroit, 10/18/53 (3-120)
39.3	Jon Arnett vs. Chicago, 11/2/58 (3-118)
36.3	Tavon Austin @ Indianapolis, 11/10/13 (4-145)
34.7	Henry Ellard @ Atlanta, 10/22/84 (3-104)

Game, Opponent (3 returns)

36.0	Art Jones, vs. Pittsburgh, 9/7/41 (3-108)
	George McAfee, @ Chicago Bears, 10/10/48 (3-108)
32.0	Tyrone Hughes, vs. New Orleans, 13/3/93 (4-128)
31.8	Patrick Peterson, @ Arizona, 11/6/11 (4-127)

TOUCHDOWNS

Career

4	LeRoy Irvin, 1980-89
	Henry Ellard, 1983-91
3	Woodley Lewis, 1950-55
	Eddie Kennison, 1996-98
2	Todd Kinchen, 1992-95
	Az-Zahir Hakim, 1998-2001

Season

3	LeRoy Irvin, 1981
2	Woodley Lewis, 1952
	Henry Ellard, 1984
	Todd Kinchen, 1992
	Eddie Kennison, 1996

1 Many times, last by Tavon Austin, 2013

Season, Rookie

2	Todd Kinchen, 1992
	Eddie Kennison, 1996
1	Verda (V.T.) Smith, 1949
	Henry Ellard, 1983

Tavon Austin, 2013

Game

†2	Leroy Irvin, @ Atlanta, 10/11/81
	Todd Kinchen, vs. Atlanta, 12/27/92

1 Many times, last by Tavon Austin, at Indianapolis, 11/10/13

Game, Opponent

2	Jack Christiansen, vs. Detroit, 10/14/51
1	Many times, last by Patrick Peterson, vs. Ari. 11/25/11

KICKOFF RETURNS

Most Seasons Leading Team

5	Ron Brown, 1984-89, 1991
3	Fred Gehrke, 1940, 1945-49
	Jon Arnett, 1957-63
	Cullen Bryant, 1973-82, 1987
	Drew Hill, 1979-84
	Barry Redden, 1982-86
	Tony Horne, 1998-00
2	Woodley Lewis, 1950-55
	Carver Shannon, 1962-64
	Willie Ellison, 1967-72
	Ron Smith, 1968-69
	Vernon Turner, 1991-92
	J.T. Thomas, 1995-98
	Arlen Harris, 2003-04
	Dante Hall, 2007-08
	Danny Amendola, 2009-10

Most Consecutive Seasons Leading Team

5	Ron Brown, 1985-89
3	Drew Hill, 1979-81
	Barry Redden, 1982-84
	Tony Horne, 1998-00
2	Woodley Lewis, 1953-54
	Carver Shannon, 1963-64
	Ron Smith, 1968-69
	Vernon Turner, 1991-92
	Arlen Harris, 2003-04
	Dante Hall, 2007-08
	Danny Amendola, 2009-10

RETURNS

Career

171	Drew Hill, 1979-84
169	Ron Brown, 1984-89, 1991
143	Tony Horne, 1998-2000

Season

66	Danny Amendola, 2009
60	Drew Hill, 1981
57	Tony Horne, 2000

Season, Rookie

56	Tony Horne, 1998
51	Arlen Harris, 2003
49	David Thompson, 1997

Game	
9	Danny Amendola, @ Tennessee, 12/13/09
8	Tony Horne, @ Kansas City, 10/22/00 Chris Johnson, @ Indianapolis, 10/17/05 Derek Stanley, vs. Pittsburgh, 12/20/07 Danny Amendola, vs. Green Bay, 9/27/09
7	Many times, last by Danny Amendola, vs. Atlanta, 11/21/10

Game, Opponent

8	DeRon Jenkins, vs. San Diego, 10/1/00 Bethel Johnson, @ Minnesota, 12/31/06 Pierre Thomas, @ New Orleans, 11/11/07
7	Tim Dwight, @ Atlanta, 10/17/99 Dino Philyaw, vs. New Orleans, 11/28/99 Dino Philyaw, @ New Orleans, 12/12/99 Steve Smith, vs. Carolina, 11/11/01 Maurice Morris, vs. Seattle, 10/20/02 Kevin Kasper, vs. Arizona, 12/15/02
6	Many times, last by LaRod Stephens-Howling, vs. Arizona, 12/5/10

YARDS GAINED

Career

3,918	Ron Brown, 1984-89, 1991
3,577	Tony Horne, 1998-2000
3,438	Drew Hill, 1979-84

Season

1,618	Danny Amendola, 2009
1,379	Tony Horne, 2000
1,306	Tony Horne, 1998

Season, Rookie

1,306	Tony Horne, 1998
1,175	Arlen Harris, 2003
1,110	David Thompson, 1997

Game

267	Tony Horne, @ Kansas City, 10/22/00
229	Derek Stanley, vs. Pittsburgh, 12/20/07
217	Danny Amendola, @ Tennessee, 12/13/09

Game, Opponent

304	Tyrone Hughes, @ New Orleans, 10/23/94
294	Wally Triplett, vs. Detroit, 10/29/50
252	Steve Smith, vs. Carolina, 11/11/01

Longest Kickoff Return

105t	Jon Arnett, vs. Detroit, 10/29/61 Travis Williams, vs. New Orleans, 12/5/71
103t	Tom Wilson, @ Baltimore, 11/25/56 Tony Horne, vs. Atlanta 10/15/00
102t	Tony Horne, vs. Atlanta, 11/29/98

Longest Kickoff Return, Opponent

105t	Abe Woodson, vs. San Francisco, 11/8/53 Stefan Logan, at Detroit, 10/10/10
104t	Travis Williams, vs. Green Bay, 12/9/67
103t	Russ Craft, vs. Philadelphia, 10/7/50

AVERAGE YARDAGE

Career (Min. 75 returns)

26.3	Ron Brown, 1984-89, 91 (149-3,918)
24.7	Tony Horne, 1998-2000 (143-3,575)
23.8	Woodley Lewis, 1950-55 (109-2,575)
23.5	Danny Amendola, 2009-12 (118-2,776)

Season (Qualifiers)

33.7	Verda (V.T.) Smith, 1950 (22-742)
32.8	Ron Brown, 1985 (28-918)
31.8	Tom Wilson, 1956 (15-477)

Season, Rookie (Qualifiers)

31.8	Tom Wilson, 1956 (15-477)
28.0	Jon Arnett, 1957 (18-504)
27.1	Ron Waller, 1955 (17-461)

Game (3 returns)

51.7	Tommy Wilson, vs. Green Bay, 12/6/59
51.5	Tony Horne, vs. Atlanta, 11/29/98
50.3	Verda (V.T.) Smith, vs. Detroit 10/29/50

Game, Opponent (3 returns)

73.5	Wally Triplett, vs. Detroit, 10/29/50
52.7	Abe Woodson, vs. San Francisco, 11/8/53
51.8	Joe Scott, @ New York Giants, 11/14/78

TOUCHDOWNS

Career

4	Ron Brown, 1984-89, 1991 Tony Horne, 1998-2000
3	Verda (V.T.) Smith, 1949-53 Cullen Bryant, 1973-82, 1987
2	Jon Arnett, 1957-63

Season

3	Verda (V.T.) Smith, 1950 Ron Brown, 1985
2	Tony Horne, 1999
1	Many times, last by Chris Johnson, 2005

Game

†2	Ron Brown, vs. Green Bay, 11/24/85
1	Many times, last by Chris Johnson, vs. Seattle, 10/9/05

Game, Opponent

2	Tyrone Hughes, @ New Orleans, 10/23/94 Devin Hester, vs. Chicago, 12/11/06
1	Many times, last by Courtney Roby, vs. New Orleans, 11/15/09

FIELD GOAL RETURNS

Longest Field Goal Return

99t	Jerry Williams, vs. Green Bay, 12/16/51
-----	---

Longest Field Goal Return, Opponent

83t	Kevin Ross, vs. Atlanta, 10/12/95
-----	-----------------------------------

COMBINED KICK RETURNS

MOST RETURNS

Career

215	Woodley Lewis, 1950-55
207	Danny Amendola, 2009-12
179	Jon Arnett, 1957-63

Season

97	Danny Amendola, 2009
90	Danny Amendola, 2010
88	Alvin Haymond, 1970 Todd Kinchen, 1995

YARDS GAINED

Game

294	Woodley Lewis, @ Detroit, 10/18/53
267	Tony Horne, @ Kansas City, 10/22/00
262	Dante Hall, @ Dallas, 9/30/07

Game, Opponent

347	Tyrone Hughes, @ New Orleans, 10/23/94
294	Wally Triplett, vs. Detroit, 10/29/50
267	Steve Smith, vs. Carolina, 11/11/01

TOUCHDOWNS

Career

4	Verda (V.T.) Smith, 1949-53 Woodley Lewis, 1950-55 LeRoy Irvin, 1980-89 Henry Ellard, 1983-91 Ron Brown, 1984-89, 1991 Tony Horne, 1998-2000
3	Jon Arnett, 1957-63 Cullen Bryant, 1973-82, 1987 Eddie Kennison, 1996-1998
2	Fred Gehrke, 1940, 1945-49 Tom Kalmanir, 1949-51 Todd Kinchen, 1992-95 Az-Zahir Hakim, 1998-2001

COMBINED NET YARDAGE

Includes rushing, receiving, interception returns, kickoff returns, punt returns, and fumble returns.

ATTEMPTS

Career

2,806	Steven Jackson, 2004-12
1,919	Marshall Faulk, 1999-2006
1,648	Eric Dickerson, 1983-87

Season

442	Eric Dickerson, 1983
436	Steven Jackson, 2006
432	Eric Dickerson, 1986

Season, Rookie

*442	Eric Dickerson, 1983
320	Jerome Bettis, 1993
212	Larry Smith, 1969

Game

44	Jerome Bettis, vs. Chicago, 1/2/94 (ru 39, re 5)
39	Five times, last by Steven Jackson, vs. Washington, 12/24/06 (ru 33, re 6)
38	Jerome Bettis, @ Kansas City, 9/25/94 (ru 35, re 2)

YARDS

Career

14,311	Isaac Bruce, 1994-2007
13,538	Steven Jackson, 2004-12
12,732	Torry Holt, 1999-2008

Season

2,429	Marshall Faulk, 1999
2,401	Steven Jackson, 2006
2,259	Eric Dickerson, 1984

Season, Rookie

2,212	Eric Dickerson, 1983
1,801	Eddie Kennison, 1996
1,673	Jerome Bettis, 1993

Game

336	Willie Anderson, @ New Orleans, 11/26/89
314	Tavon Austin, @ Indianapolis, 11/10/13
303	Jim Benton, vs. Detroit, 11/22/45
286	Marshall Faulk, vs. Atlanta, 10/15/00

INTERCEPTIONS BY

Career

46	Ed Meador, 1959-70
37	Nolan Cromwell, 1977-87
34	LeRoy Irvin, 1980-89

Season

*14	Dick (Night Train) Lane, 1952
-----	-------------------------------

12 Woodley Lewis, 1950

11 Will Sherman, 1955

Season, Rookie

*14	Dick (Night Train) Lane, 1952
12	Woodley Lewis, 1950
9	George Sims, 1949 Don Burroughs, 1955

Game

3	Many times, last by Keith Lyle, @ Atlanta, 12/15/96
2	Many times, last by Janoris Jenkins, @ Arizona 11/25/12
1	Many times, last by Trumaine Johnson and T.J. McDonald, vs. New Orleans, 12/15/13

Game, Opponent

4	Dave Baker, vs. San Francisco, 12/4/60
3	Many times, last by Adrian Wilson and Kerry Rhodes, vs. Arizona, 9/12/10
2	Many times, last by Kendrick Lewis, vs. Kansas City, 12/19/10

Consecutive Games Intercepted By

6	Will Sherman, 1954-55
5	Dick (Night Train) Lane, 1952
4	Nolan Cromwell, 1980 Kirk Collins, 1983 Oshiomogho Atogwe, 2007

YARDS GAINED

Career

671	Nolan Cromwell, 1977-87
654	LeRoy Irvin, 1980-89
547	Ed Meador, 1959-70

Season

298	Dick (Night Train) Lane, 1952
275	Woodley Lewis, 1950
205	Travis Fisher, 2003

Season, Rookie

298	Dick (Night Train) Lane, 1952
275	Woodley Lewis, 1950
152	Jack Morris, 1958

Game

107	Aaron Martin, vs. San Francisco, 10/18/64
106	Anthony Parker, vs. Jacksonville, 10/20/96
99	Johnnie Johnson, vs. Green Bay, 9/21/80

Game, Opponent

111	Ace Parker, vs. Brooklyn, 11/17/40
108	Felix Wright, vs. Cleveland, 10/26/87
105	Malcolm Jenkins, at New Orleans, 12/12/10

Longest Returns

99t	Johnnie Johnson, vs. Green Bay, 9/21/80
98t	Alec Ogletree, at Houston, 10/13/13
97t	Herb Rich, vs. Dallas Texans, 11/2/52 Bobby Smith, vs. San Francisco, 10/18/64
95t	Will Sherman, vs. Green Bay, 12/16/56

Longest Return, Opponent

101t	Richie Pettibon, @ Chicago, 12/9/62 Henry Carr, vs. New York Giants, 11/13/66
99t	Tim Lewis, @ Green Bay, 11/18/84 Dominique Rodgers-Cromartie, @ Arizona, 12/7/08
97t	Reggie Rutland, @ Minnesota, 12/15/91

TOUCHDOWNS

Career

5	Ed Meador, 1959-70 LeRoy Irvin, 1980-89
4	Jack Pardee, 1957-70 Jim Youngblood, 1973-84 Rod Perry, 1975-82

Nolan Cromwell, 1977-87

Johnnie Johnson, 1980-89

3 Many players, last by Janoris Jenkins, 2012-

Season

3 Monte Jackson, 1976

Rod Perry, 1978

Janoris Jenkins, 2012

FUMBLES

OPPONENTS' FUMBLES RECOVERED

Career

19 Johnnie Johnson, 1980-89

18 Ed Meador, 1959-70

17 Nolan Cromwell, 1977-87

Season

5 Andy Robustelli, 1955

Bill Jabko, 1959

Ed Meador, 1961

Johnnie Johnson, 1981

Brian Young, 2003

4 Many times, last by Anthony Parker, 1995

3 Many times, last by William Hayes, 2013

Longest Fumble Return

98t Toby Wright, @ New Orleans, 10/23/94

94t Keith Lyle, @ Atlanta, 9/24/00

93t Adam Archuleta, vs. Tampa Bay, 10/18/04

Longest Fumble Return, Opponent

85t Eric Hill, vs. Phoenix, 9/1/91

84t Larry Brink, vs. Chicago Bears, 11/28/54

82t Donnie Edwards, vs. San Diego, 11/10/02

**OPPONENTS' FUMBLES
RETURNED FOR TOUCHDOWNS**

Career

2 Jack Dwyer, 1952-54

Toby Wright, 1994-97

Leonard Little, 1998

1 Mike Jones, 1997-2000

Devin Bush, 1999-2001

Dre' Bly, 1999-2002

Aeneas Williams, 2001-04

Adam Archuleta, 2001-05

Victor Adeyanju, 2006

Oshiomogho Atogwe, 2008

Janoris Jenkins, 2012

Daren Bates, 2013

Chris Long, 2013

Robert Quinn, 2013

SACKS

TOTAL SACKS

Career (Unofficial)

159.5 David (Deacon) Jones, 1961-71

151.5 Jack Youngblood, 1971-84

94 Merlin Olsen, 1962-76

Season

22 David (Deacon) Jones, 1964

David (Deacon) Jones, 1968

19 **Robert Quinn, 2013**

18 Jack Youngblood, 1979

17 Kevin Carter, 1999

Season, Rookie

8 David (Deacon) Jones, 1961

6 Kevin Carter, 1995

5 Sean Gilbert, 1992

Robert Quinn, 2011

Game

5 Gary Jeter, @ Los Angeles Raiders, 9/18/88

4.5 Kevin Greene, @ San Francisco, 12/18/88

4 Sean Gilbert, vs. Pittsburgh, 9/12/93

Leonard Little, vs. Minnesota, 11/30/03

Game, Opponent

4 Edmund Nelson, vs. Pittsburgh, 9/16/84

Roy Barker, vs. San Francisco 10/25/98

Darryl Tapp, @ Seattle 10/21/07

3 Many times, last by Chris Clemons, vs. Seattle, 11/20/11

2.5 John Rade, @ Atlanta, 11/17/85

Reggie White, @ Green Bay, 9/3/95

Kevin Greene, vs. Carolina 11/17/96

DaShon Polk, @ Houston 11/27/05

Bryant Young, @ San Francisco 11/18/07

Brian Orakpo, vs. Washington, 10/2/11

Isreal Idonije, @ Chicago, 9/23/12

TACKLES

COMBINED TACKLES

Career

915 Merlin Olsen, 1962-76

897 Jack Reynolds, 1970-80

896 David (Deacon) Jones, 1961-71

Season

193 London Fletcher, 2000

189 London Fletcher, 2001

185 Jim Collins, 1984

BLOCKED KICKS

BLOCKED PUNTS

Career

10 Ed Meador, 1959-70

8 Jack Youngblood, 1971-84

David (Deacon) Jones, 1961-71

6 Ivory Sully, 1979-84

Nolan Cromwell, 1977-87

Season

4 Ed Meador, 1964

3 Ed Meador, 1962

Irv Cross, 1966

Tony Guillory 1967

Nolan Cromwell, 1987

TEAM RECORDS



GAMES WON

Most Consecutive Games Won (Including postseason)

11 1969
8 1952, 1967, 2001
7 1978, 1985, 1999, 2003

Most Games Won, Season (Regular Season)

14 2001
13 1999
12 1973, 1975, 1978, 2003

Most Consecutive Games Won, Season (Including postseason)

11 1969
8 1952, 1967, 2001
7 1978, 1985, 1999, 2003

Most Consecutive Home Games Won (Regular Season)

15 2002-04
13 1998-2000
11 1973-74, 1976-78

Most Consecutive Road Games Won (Regular Season)

9 2000-02
7 1967-68
1968-69
1975-76
5 1988

GAMES LOST

Most Consecutive Games Lost (Regular Season)

17 2008-09
12 1937-38, 1959-60
11 1991-92

Most Consecutive Home Games Lost (Regular Season)

14 2008-10
11 1961-63
8 1997-98

Most Consecutive Away Games Lost (Regular Season)

12 1991-92
10 1961-62
9 1956-57, 1964-65, 2008-09

SCORING

Most Points, Season

540 2000
526 1999
503 2001

Most Points, Opponent, Season

471 2000
465 2008
438 2007

Fewest Points, Season

75 1937
116 1941
131 1938

Fewest Points, Opponent, Season

135 1975
136 1945
146 1977

Most Points, Game

70 vs. Baltimore, 10/22/50
65 vs. Detroit, 10/29/50
59 vs. Atlanta, 12/4/76
vs. Atlanta, 11/10/96

Most Points, Opponent, Game

56 @ Philadelphia, 10/8/50
@ Baltimore, 11/25/56
54 @ Kansas City, 10/22/00
52 vs. Chicago, 10/13/63

Most Points, Both Teams, Game

97 Rams 70, Baltimore 27, 10/22/50
89 Rams 52, New York Giants 37, 11/14/48
Rams 65, Detroit 24, 10/29/50
88 Rams 57, vs. San Diego 31 10/1/00
@ Kansas City 54, Rams 34, 10/22/00

Fewest Points, Both Teams, Game

6 Many times, last @ New Orleans 6, Rams 0, 11/9/86
7 vs. Chicago Cardinals 7, Rams 0, 11/23/41
@ Chicago Cardinals 7, Rams 0, 9/13/42
9 @ Green Bay 6, Rams 3, 11/14/65
Rams 9, @ Cleveland 0, 11/27/77

Most Points Overcome to Win Game

24 @ Tampa Bay, 12/6/92, (trailed 3-27, won 31-27)
22 @ Green Bay, 10/12/52, (trailed 6-28, won 30-28)
21 @ Green Bay, 11/17/57, (trailed 3-24, won 31-27)
@ Houston, 11/27/05, (trailed 3-24, won 33-27)

Most Points, Opponent, Overcome to Win Game

23 @ Green Bay, 9/12/82, (trailed 23-0, won 35-23)
21 vs. Denver, 12/12/82, (trailed 21-0, won 27-24)
18 vs. New Orleans, 10/28/01, (trailed 24-6, won 34-31)

Most Points Overcome to Tie Game

28 vs. Philadelphia, 10/3/48, (trailed 0-28, tied 28-28)
17 @ Chicago Cardinals, 11/15/53, (trailed 17-0, tied 24-24)
14 @ Chicago Bears, 10/13/46, (trailed 24-10, tied 24-24)
@ Chicago Cardinals, 11/20/49, (trailed 28-14, tied 28-28)
@ Minnesota, 11/25/62, (trailed 24-10, tied 24-24)

Most Points, First Half

44 vs. Green Bay, 9/21/80
38 vs. Green Bay, 9/24/89
36 vs. St. Louis, 12/15/85

Most Points, Opponent, First Half

42 @ Baltimore, 11/25/56
40 @ New York Jets, 11/9/08
38 @ San Francisco, 10/28/51

Most Points, Both Teams, First Half

55 vs. New York Yanks, 11/18/51 (Rams 34, Yanks 21)
vs. Detroit, 10/30/60 (Rams 34, Lions 21)
51 vs. Green Bay, 9/21/80 (Rams 44, Packers 7)
50 vs. Atlanta, 10/15/00 (Rams 29, Falcons 21)

Most Points, Second Half

41 vs. Detroit, 10/29/50
38 vs. Chicago, 11/4/51
35 vs. Baltimore, 10/22/50
vs. Green Bay, 12/3/50
vs. Atlanta, 12/4/76

Most Points, Opponent, Second Half

35 vs. Minnesota, 11/17/72
@ Green Bay, 9/12/82
33 vs. St. Louis, 9/23/60
31 vs. Cleveland, 10/7/51
vs. San Francisco, 10/23/83
vs. Green Bay, 9/24/89

Most Points, Both Teams, Second Half

56 vs. Minnesota, 11/17/72 (Vikings 35, Rams 21)
55 vs. Detroit, 10/29/50 (Rams 41, Lions 14)
@ New York Giants, 11/19/50 (Giants 28, Rams 27)
52 @ New York Giants, 11/14/48 (Rams 31, Giants 21)
vs. Chicago Cardinals, 11/11/51 (Rams 38, Cardinals 14)

*NFL Record
† Ties NFL Record

Most Points, First Quarter

- 26 vs. Green Bay, 12/12/53
- 24 vs. Seattle, 10/31/76
- vs. New England, 11/2/80
- 21 Many times, last vs. Chicago, 11/24/13

Most Points, Opponent, First Quarter

- 28 @ Oakland, 10/29/72
- 21 Twice, last vs. Baltimore, 9/25/11
- 20 @ Kansas City, 10/22/00

Most Points, Both Teams, First Quarter

- 34 vs. Baltimore, 10/22/50 (Rams 21, Colts 13)
- 33 vs. Green Bay, 12/12/53 (Rams 26, Packers 7)
- 28 vs. New Orleans, 12/5/71 (Rams 21, Saints 7)
- @ Oakland, 10/29/72 (Raiders 28, Rams 0)
- vs. Dallas, 10/19/08 (Rams 21, Cowboys 7)
- vs. Chicago, 11/24/13 (Rams 21, Bears 7)

Most Points, Second Quarter

- 37 vs. Green Bay, 9/21/80
- 28 @ New Orleans, 10/7/79
- @ Atlanta, 12/9/79
- vs. Green Bay, 9/24/89
- vs. Indianapolis, 12/30/01
- 24 vs. Green Bay, 12/14/58
- vs. Detroit, 10/30/60
- vs. Pittsburgh, 9/22/68

Most Points, Opponent, Second Quarter

- 28 Many times, last @ San Francisco, 11/16/08
- 24 vs. Arizona, 11/2/08
- 23 vs. Minnesota, 12/16/12

Most Points, Both Teams, Second Quarter

- 45 vs. Detroit, 10/30/60 (Rams 24, Lions 21)
- 44 vs. Green Bay, 9/21/80 (Rams 37, Packers 7)
- 42 @ Detroit, 10/12/58 (Rams 21, Lions 21)

Most Points, Third Quarter

- *41 vs. Detroit, 10/29/50
- 28 vs. Chicago Cards, 11/11/51
- 21 Many times, last at Houston, 10/13/13

Most Points, Opponent, Third Quarter

- 25 vs. New Orleans, 10/28/01
- 21 Many times, last @ Dallas, 9/30/07
- 20 Three times, last vs. San Francisco, 10/22/95

Most Points, Both Teams, Third Quarter

- 48 vs. Detroit, 10/29/50 (Rams 41, Lions 7)
- 31 @ New York Giants, 11/14/48 (Giants 21, Rams 10)
- @ Chicago, 11/3/86 (Rams 17, Bears 14)
- 28 Many times, last @ Cleveland, 12/12/90 (Rams 14, Browns 14)

Most Points, Fourth Quarter

- 28 vs. Chicago, 10/26/52
- vs. San Francisco, 12/30/02
- 24 @ Green Bay, 10/12/52
- @ Green Bay, 10/18/59
- @ Atlanta, 11/19/67
- 21 Many times, last vs. New Orleans, 10/23/05

Most Points, Opponent, Fourth Quarter

- 28 vs. San Francisco, 10/23/83
- 23 @ Oakland, 12/18/82
- 22 vs. Arizona, 11/20/05
- @ New Orleans, 11/11/07

Most Points, Both Teams, Fourth Quarter

- 38 @ New York Yanks, 11/19/50 (Yanks 21, Rams 17)
- 35 vs. Minnesota, 11/17/72 (Vikings 21, Rams 14)
- vs. San Francisco, 10/23/83 (49ers 28, Rams 7)
- 34 @ San Francisco, 10/4/92 (Rams 17, 49ers 17)

TOUCHDOWNS**Most Touchdowns, Season**

- 67 2000
- 66 1999
- 64 1950

Fewest Touchdowns, Season

- 10 1937
- 16 1941
- 17 2009

Most Touchdowns, Game

- †10 vs. Baltimore, 10/22/50
- 9 vs. Detroit, 10/29/50
- 8 Five times, last vs. Atlanta 11/10/96

Most Touchdowns, Opponents, Game

- 8 @ Philadelphia, 10/8/50
- @ Baltimore, 11/25/56
- 7 @ San Francisco, 12/27/87
- @ Kansas City, 10/22/00
- @ Kansas City, 12/8/02
- 6 Many times, last vs. New England, 10/28/12

Most Touchdowns, Both Teams, Game

- 14 vs. Baltimore, 10/22/50 (Rams 10, Colts 4)
- 12 @ New York Giants, 11/14/48 (Rams 7, Giants 5)
- vs. Washington, 12/11/49 (Rams 8, Redskins 4)
- vs. Detroit, 10/29/50 (Rams 9, Lions 3)
- @ Kansas City, 10/22/00 (Chiefs 7, Rams 5)
- 11 Six times, last vs. San Francisco, 10/23/83 (49ers 6, Rams 5)

POINTS AFTER TOUCHDOWNS**Most Points After Touchdowns, Season**

- 64 1999
- 59 1950
- 58 2000, 2001

Most Points After Touchdowns, Game

- *10 vs. Baltimore, 10/22/50
- 8 vs. Detroit, 10/29/50
- vs. San Francisco, 11/9/58
- vs. Atlanta, 11/10/96
- 7 Many times, last vs. New York Giants, 11/13/66

Most Points After Touchdowns, Opponent, Game

- 8 @ Philadelphia, 10/8/50
- @ Baltimore, 11/25/56
- 7 @ San Francisco, 12/27/87
- @ Kansas City, 12/8/02
- 6 Many times, last vs. New England, 10/28/12

TWO-POINT CONVERSIONS**Most Two-Point Conversions, Season**

- 5 2012
- 4 1998, 2000, 2004
- 3 2013
- 2 1994, 1995, 1996, 1999, 2001, 2005

Most Two-Point Conversions, Opponents, Season

- 7 1997
- 3 1994, 2000
- 2 1988, 2007

Most Two-Point Conversions, Game

- *4 vs. Atlanta, 10/15/00
- 1 26 times, last vs. Arizona, 9/8/13

Most Two-Point Conversions, Opponent, Game

- 2 @ New Orleans, 11/11/07
- 1 Many times, last vs. Indianapolis, 11/10/13

Most Two-Point Conversion Attempts, Season

- 9 2000
- 6 1995, 2012
- 5 1994

Most Two-Point Conversion Attempts, Opponent, Season

8 1997
 6 2000
 4 1994, 2007

FIELD GOALS**Most Field Goals Attempted, Season**

†49 1966
 47 1973
 45 1970

Most Field Goals Attempted, Opponent, Season

39 2007
 38 2010
 37 1993, 2011, 2012

Most Field Goals Attempted, Game

7 vs. Detroit, 12/9/51
 vs. Denver, 9/10/06
 6 Many times, last @ New Orleans, 11/26/72
 5 Many times, last @ Cleveland, 12/8/03

Most Field Goals Attempted, Opponent, Game

7 vs. Baltimore, 12/4/54
 vs. Minnesota, 11/5/89
 6 Many times, last vs. New Orleans, 9/26/04
 5 Many times, last vs. Minnesota, 12/16/12

Most Field Goals Made, Game

6 vs. Denver, 9/10/06
 5 vs. Detroit, 12/9/51
 vs. San Diego, 10/1/00
 4 Many times, last vs. Arizona, 9/8/13

Most Field Goals Made, Opponent, Game

†7 vs. Minnesota, 11/5/89
 5 vs. Dallas, 12/21/87
 vs. New Orleans, 9/26/04
 @ Baltimore, 10/14/07
 vs. Minnesota, 12/16/12
 4 Many times, last at Tampa Bay, 10/24/10

SAFETIES**Most Safeties, Game**

*3 vs. New York Giants, 9/30/84
 2 vs. Green Bay, 10/21/73
 2 @ Arizona, 11/6/11
 1 Many times, last vs. Carolina, 10/20/13

Most Safeties, Game, Opponent

2 @ San Francisco, 9/8/96
 1 Many times, last vs. Arizona, 12/8/13

FIRST DOWNS**Most First Downs, Season**

380 2000
 357 2001
 335 1999, 2003

Most First Downs, Opponent, Season

337 2013
 333 1994
 2009
 329 1996

Fewest First Downs, Season

88 1937
 101 1938
 103 1942

Fewest First Downs, Opponent, Season

116 1944
 124 1939
 129 1945

Most First Downs, Game

38 vs. New York Giants, 11/13/66
 34 vs. New York Yanks, 9/28/51
 vs. Arizona, 9/28/03
 33 vs. Green Bay, 12/16/56

Most First Downs, Opponent, Game

36 vs. Jacksonville, 10/20/96
 32 @ San Francisco, 11/20/94
 30 vs. Phoenix, 10/2/88
 30 vs. Chicago, 11/24/13, vs. New Orleans 12/15/13

Most First Downs, Both Teams, Game

58 vs. Chicago Bears, 10/24/54 (Rams 30, Bears 28)
 57 @ New York Yanks, 11/19/50 (Rams 32, Yanks 25)
 55 vs. Buffalo, 12/10/95 (Bills 28, Rams 27)
 vs. Minnesota, 12/10/00 (Rams 32, Vikings 23)

Fewest First Downs, Game

2 vs. Washington, 11/21/37
 3 Four times, last @ Detroit, 9/24/40
 4 Four times, last @ Detroit, 12/14/69

Fewest First Downs, Opponent, Game

1 @ Seattle, 11/4/79
 2 vs. Atlanta, 9/23/73
 4 vs. Chicago Cardinals, 9/17/38
 vs. Chicago Cardinals, 10/22/39

Fewest First Downs, Both Teams, Game

12 vs. Chicago Cards, 10/3/37 (Rams 3, Cardinals 9)
 13 @ Detroit, 10/15/44 (Rams 7, Lions 7)
 15 Many times, last @ San Francisco, 11/21/76
 (Rams 8, 49ers 7)

Most First Downs, Rushing, Season

177 1973
 148 1983
 144 1980

Fewest First Downs, Rushing, Season

†36 1942
 51 1944
 61 1982

Fewest First Downs, Rushing, Opponent, Season

53 1999
 63 1966
 64 1966, 1970

Most First Downs, Rushing, Game

21 @ New Orleans, 11/25/73
 19 vs. Atlanta, 12/4/76
 18 Three times, last @ Seattle, 11/4/79

Most First Downs, Rushing, Game, Opponent

20 @ Washington, 11/25/51
 18 vs. New Orleans, 12/16/79
 vs. Detroit, 9/7/80
 17 @ Detroit, 10/12/58

Fewest First Downs, Rushing, Game

0 @ San Francisco, 12/6/64
 vs. New York Jets, 11/15/70
 @ Detroit, 11/17/91
 @ Kansas City, 12/8/02
 1 Many times, last vs. Seattle, 11/20/11
 2 Many times, last vs. Green Bay, 10/21/12

Fewest First Downs, Rushing, Opponent, Game

0 Many Times, last @ Indianapolis, 11/10/13
 1 Many Times, last @ San Francisco, 11/18/07
 2 Many times, last at Atlanta, 9/15/13

Most First Downs, Passing, Season

247 2000
 236 2001
 219 2002

Most First Downs, Passing, Opponent, Season

203 2013
 198 1944
 197 2012

Fewest First Downs, Passing, Season

23 1937
 43 1944
 44 1941

Fewest First Downs, Passing, Opponent, Season

28 1937
 41 1938, 1944
 43 1939

Most First Downs, Passing, Game

23 vs. Minnesota, 12/16/12
 22 @ New York Giants, 10/2/05
 21 Many times, last vs. San Diego, 10/1/00
 20 Many times, last @ New Orleans, 11/11/07

Most First Downs, Opponent, Passing, Game

24 vs. Jacksonville, 10/20/96, vs. New Orleans 12/15/13
 23 @ Detroit Lions, 9/9/12
 20 @ San Francisco, 10/3/04

Fewest First Downs, Passing, Game

0 @ San Francisco, 10/10/71
 1 Many times, last vs. Detroit, 10/19/86
 2 Many times, last @ New Orleans, 9/15/91

Fewest First Downs, Passing, Opponent, Game

0 @ Pittsburgh, 11/13/49
 vs. Atlanta, 9/23/73
 1 Many times, last @ Seattle, 11/4/79
 2 Many times, last vs. Atlanta, 10/26/86

Most First Downs, Penalty, Season

36 1998
 35 2013
 31 1990
 29 1981, 2010, 2011

Most First Downs, Penalty, Opponent, Season

47 2013
 35 1997
 33 1969

Fewest First Downs, Penalty, Season

5 1953
 6 1938
 7 1940, 1942

Fewest First Downs, Penalty, Opponent, Season

4 1938, 1940
 5 1937
 6 1944

NET YARDS GAINED RUSHING/PASSING**Most Yards Gained, Season**

*7,075 2000
 6,690 2001
 6,412 1999

Most Yards Gained, Opponent, Season

5,965 2009
 5,950 2008
 5,734 2011

Fewest Yards Gained, Season

1,794 1937
 2,253 1938
 2,286 1941

Fewest Yards Gained, Opponent, Season

2,519 1945
 2,717 1937
 2,785 1939

Most Yards Gained, Game

735 vs. New York Yanks, 9/28/51
 614 vs. San Diego, 10/1/00
 613 @ New York Yanks, 11/19/50

Most Yards Gained, Opponent, Game

582 vs. Cincinnati, 10/7/90
 574 @ Baltimore, 11/25/56
 541 @ Green Bay, 10/18/42

Most Yards Gained, Both Teams, Game

*1,113 @ New York Yanks, 11/19/50 (Rams 636, Yanks 497)
 995 vs. San Diego, 10/1/00 (Rams 614, Chargers 381)
 937 vs. Denver, 9/4/00 (Rams 514, Broncos 424)

Fewest Yards Gained, Game

58 @ Chicago Bears, 11/29/42
 81 vs. Chicago Cards 10/3/37
 86 vs. Washington, 11/21/37

Fewest Yards Gained, Opponent, Game

*-7 @ Seattle, 11/4/79
 63 vs. Green Bay, 10/21/73
 68 @ Chicago Cards, 10/22/39

Most Consecutive Games, 300 or More Yards

30 2000-02
 29 1949-51
 22 1999-2000

RUSHING**ATTEMPTS****Most Rushing Attempts, Season**

659 1973
 621 1977
 615 1980

Most Rushing Attempts, Game

65 @ Minnesota, 9/19/76
 63 @ Seattle, 11/4/79
 61 vs. New Orleans, 10/16/77

YARDS**Most Yards Gained Rushing, Season**

2,925 1973
 2,864 1984
 2,799 1980

Most Yards Gained Rushing, Opponent, Season

2,475 2008
 2,440 1961
 2,427 2011

Fewest Yards Gained Rushing, Season

798 1938
 875 1942
 929 1941

Fewest Yards Gained Rushing, Opponent, Season

1,119 1967
 1,189 1999
 1,202 1982

Most Yards Gained Rushing, Game

371 @ New York Yanks, 11/18/51
 340 @ New Orleans, 11/25/73
 337 vs. Carolina, 11/11/01

Most Yards Gained Rushing, Opponent, Game

352 @ Washington, 11/25/51
 330 @ Cleveland, 11/24/57
 vs. Detroit, 9/7/80
 307 vs. New Orleans, 11/18/81

Most Yards Gained Rushing, Both Teams, Game

*595 vs. New York Yanks, 11/18/50 (Rams 371, Yanks 224)
 548 vs. Minnesota 11/5/61 (Rams 295, Vikings 253)
 506 @ Green Bay, 10/22/44 (Packers 294, Rams 212)

Fewest Yards Gained Rushing, Game

-29 @ Washington, 10/11/42
 6 vs. Arizona, 11/20/05
 10 @ Chicago Bears, 11/29/42

Fewest Yards Gained Rushing, Opponent, Game

1 vs. Chicago Bears, 10/26/52
 6 vs. New York Giants, 11/12/89
 8 vs. New York Giants, 9/30/84

Fewest Yards Gained Rushing, Both Teams, Game

62 @ San Francisco, 12/6/64 (Rams 15, 49ers 47)
 78 @ Detroit, 11/7/99 (Rams 57, Detroit 21)
 82 vs. New Orleans, 9/6/98 (Rams 47, New Orleans 35)

TOUCHDOWNS**Most Touchdowns Rushing, Season**

28 1950
 26 2000
 24 1954

Most Touchdowns Rushing, Opponent, Season

26 1961, 2008
 24 2009
 22 1992, 1996, 2005

Most Touchdowns, Rushing, Game

7 vs. Atlanta, 12/4/76
 6 vs. New York Yanks, 11/18/51
 5 vs. Chicago, 10/24/54
 @ Detroit, 10/12/58
 vs. Minnesota, 12/10/00

Most Touchdowns, Rushing, Opponent, Game

6 vs. Cleveland, 11/24/57
 5 vs. Detroit, 10/30/60
 vs. Detroit, 9/7/80
 @ Pittsburgh, 11/3/96
 4 Many times, last @ Indianapolis, 10/17/05

Most Touchdowns Rushing, Both Teams, Game

8 vs. New York Yanks, 11/18/51 (Rams 6, Yanks 2)
 7 @ Cleveland, 11/24/57 (Rams 1, Browns 6)
 @ Detroit, 10/12/58 (Rams 5, Lions 2)
 vs. Atlanta, 12/4/76 (Rams 7, Falcons 0)
 vs. Detroit, 9/7/80 (Rams 2, Lions 5)
 6 Many times, last @ Tampa Bay, 12/18/00 (Rams 3, Buccaneers 3)

PASSING**ATTEMPTS****Most Passes Attempted, Season**

635 2002
 632 1995
 600 2003

Fewest Passes Attempted, Season

168 1937
 199 1945
 208 1944

Most Passes Attempted, Game

62 @ New York Giants, 10/2/05
 61 vs. Buffalo, 12/10/95
 56 @ San Francisco, 9/11/05

Most Passes Attempted, Opponent, Game

64 vs. Philadelphia, 11/6/49
 58 @ Arizona, 9/29/96
 vs. Atlanta, 12/2/07
 56 vs. New Orleans 12/15/13

Most Passes Attempted, Both Teams, Game

97 vs. Chicago, 12/26/99 (Bears 55, Rams 42)
 @ New York Giants, 10/2/05 (Rams 62, Giants 35)
 96 vs. Cardinals, 9/12/10 (Cardinals 41, Rams 55)
 93 vs. Atlanta, 12/2/07 (Rams 35, Atlanta 58)

Fewest Passes Attempted, Game

4 vs. Detroit, 9/10/37
 6 vs. Chicago Cards, 11/5/39
 @ New York Giants, 11/10/40
 8 vs. Chicago Bears, 10/9/38
 @ San Francisco, 11/21/76

Fewest Passes Attempted, Opponent, Game

†0 vs. Detroit, 9/10/37
 @ Pittsburgh, 11/13/49
 6 @ Brooklyn, 9/20/39
 7 vs. Chicago Cards, 11/5/39
 vs. Baltimore, 12/18/65

Fewest Passes Attempted, Both Teams, Game

4 vs. Detroit, 9/10/37 (Rams 4, Lions 0)
 24 vs. Atlanta, 9/23/73 (Rams 15, Falcons 9)
 25 Many times, last @ Pittsburgh, 11/13/49 (Rams 25, Steelers 0)

COMPLETIONS**Most Passes Completed, Season**

408 2002
 392 2005
 380 2000

Most Passes Completed, Game

40 @ New York Giants, 10/2/05
 36 vs. San Diego, 11/10/02
 35 vs. San Francisco, 10/27/85
 @ Seattle, 9/10/00
 @ Green Bay, 11/29/04
 vs. Minnesota, 12/16/12

Most Passes Completed, Opponent, Game

37 @ New York Jets, 9/25/83
 vs. Jacksonville, 10/20/96
 @ Arizona, 9/29/96
 36 vs. New England, 11/16/86
 vs. Chicago, 11/24/113
 34 @ St. Louis, 11/4/84

Most Passes Completed, Both Teams, Game

65 @ Atlanta, 9/15/13 (Falcons 31, Rams 24)
 60 @ Philadelphia, 9/9/01 (Rams 28, Eagles 32)
 59 vs. Chicago, 12/26/99 (Rams 27, Bears 32)
 @ New York Giants, 10/2/05 (Rams 40, Giants 19)

Fewest Passes Completed, Game

1 Many times, last @ New York Giants, 11/10/40
 2 @ San Francisco, 10/10/71
 3 Many times, last @ San Francisco, 11/21/76

Fewest Passes Completed, Opponent, Game

†0 vs. Pittsburgh, 11/13/49
 2 Many times, last @ Seattle, 11/4/79
 3 Many times, last @ Chicago, 9/24/72

Fewest Passes Completed, Both Teams, Game

1 vs. Detroit, 9/10/37 (Rams 1, Lions 0)
 4 vs. Chicago Bears, 10/9/38 (Rams 1, Bears 3)
 6 vs. Chicago Cards, 10/3/37 (Rams 3, Cardinals 3)
 vs. Pittsburgh, 10/29/39 (Rams 1, Steelers 5)

YARDS**Most Yards Gained, Passing, Season**

*5,492 2000
 4,903 2001
 4,480 2002

Most Yards Gained, Passing, Opponent, Season

4,085 2000
 4,024 1989
 3,913 2009

Fewest Yards Gained, Passing, Season

839 1937
 1,261 1944
 1,352 1941

Fewest Yards Gained, Passing, Opponent, Season

883 1937
 1,248 1938
 1,249 1939

Most Yards Gained, Passing, Game

541 vs. New York Yanks, 9/28/51
 506 vs. Chicago, 12/26/82
 453 vs. San Diego, 11/10/02

Most Yards Gained, Passing, Opponent, Game

483 vs. Cincinnati, 10/7/90
 475 vs. San Francisco, 11/28/93
 439 vs. San Francisco, 12/11/89

Most Yards Gained, Passing, Both Teams, Game

847 vs. Cincinnati, 10/7/90 (Rams 364, Bengals 483)
 784 vs. San Diego, 10/1/00 (Rams 451, Chargers 333)
 769 vs. Chicago 12/26/82 (Rams 506, Bears 263)

Fewest Yards Gained, Passing, Game

-18 @ San Francisco, 10/10/71
 -5 @ Dallas Texans, 11/9/52
 18 vs. Pittsburgh, 10/29/39

Fewest Yards Gained, Passing, Opponent, Game

-30 @ Seattle, 11/4/79
 -1 @ Green Bay, 10/13/74
 0 vs. Detroit, 9/10/37
 @ Pittsburgh, 11/13/49

Fewest Yards Gained, Passing, Both Teams, Game

20 vs. Detroit, 9/10/37 (Rams 20, Lions 0)
 28 @ Dallas Texans, 11/9/52 (Rams -5, Texans 33)
 44 @ San Francisco, 11/21/76 (Rams 26, 49ers 18)

COMPLETION PERCENTAGE**Highest Completion Percentage, Season**

68.8 2001
 66.2 2012
 65.4 2005

Highest Completion Percentage, Opponent, Season

68.1 2013
 65.7 2012
 63.3 2002
 62.6 2008

Highest Completion Percentage, Game (10 att.)

88.9 @ San Francisco, 11/7/54
 87.0 vs. San Francisco, 10/10/99
 85.7 vs. New York Giants, 10/18/92

Highest Completion Percentage, Opponent, Game (10 att.)

91.3 vs. Cleveland, 12/26/93
 84.3 at Arizona, 12/9/13
 81.8 vs. Green Bay, 12/17/60

HAD INTERCEPTED**Fewest Passes Had Intercepted, Season**

7 1969
 8 2006
 10 2011

Most Passes Had Intercepted, Season

35 1941
 34 1938
 32 1981

Most Passes Had Intercepted, Game

7 Many times, last vs. Detroit, 10/26/58
 6 Many times, last @ Carolina, 12/12/04
 5 Many times, last @ Tennessee, 12/13/09

TOUCHDOWNS**Most Touchdowns, Passing, Season**

42 1999
 37 2000, 2001
 31 1950, 1980, 1988

Most Touchdowns, Passing, Game

6 vs. New York Bulldogs, 11/27/49
 vs. Washington, 12/11/49
 vs. Detroit, 10/29/50
 5 Many times, last vs. San Diego, 10/1/00
 4 Many times, last vs. Washington, 12/24/06

Most Touchdowns, Passing, Opponent, Game

5 vs. St. Louis, 9/23/60
 vs. Chicago, 10/13/63
 vs. Miami, 12/14/86
 @ San Francisco, 12/27/87
 4 Many times, last vs. New England, 10/28/12
 3 Many times, last at Green Bay, 10/16/11

SACKS**TOTAL SACKS****Most Sacks, Season**

57 1999
 56 1980, 1985, 1988
 53 1970, 2013

Fewest Sacks, Season

17 1991
 18 1982
 25 2009
 26 1994

Most Sacks, Game

10 vs. Atlanta, 9/28/69
 vs. San Diego, 10/4/70
 9 Many times, last vs. Arizona, 10/4/12
 8 Three times, last vs. Minnesota, 11/30/03

Most Sacks, Opponent, Game

11 @ Baltimore, 11/22/64
 10 @ San Francisco, 12/6/74
 vs. San Francisco, 10/11/76
 9 @ New Orleans, 12/1/85

Most Sacks, Both Teams, Game

16 @ Baltimore, 11/22/64 (Rams 5, Colts 11)
 14 @ New Orleans, 10/24/76 (Rams 9, Saints 5)
 13 vs. Tampa Bay, 11/5/78 (Rams 9, Buccaneers 4)

INTERCEPTIONS**TOTAL INTERCEPTIONS****Most Interceptions, Season**

38 1952
 32 1967, 1976
 31 1950, 1955

Most Interceptions, Game

7 vs. Detroit, 11/26/44
 vs. Green Bay, 11/11/45
 @ Chicago Bears, 10/9/49
 vs. San Francisco, 10/18/64
 6 @ Pittsburgh, 12/4/38
 @ New York Yanks, 11/19/50
 @ Dallas, 11/9/52
 @ Kansas City, 10/20/85
 @ Atlanta, 12/15/96
 5 Many times, last @ Tennessee, 12/13/09

YARDS GAINED**Most Yards, Season**

712 1952
 567 1999
 546 1980

Most Yards, Opponent, Season

518 1952
 497 1995
 492 2002

Fewest Yards, Season

5 1959
 15 1938
 24 1939

Fewest Yards, Opponent, Season

27 1938
 40 1969
 61 1939

Most Yards, Game

314 vs. San Francisco, 10/18/64
 225 vs. Green Bay, 9/21/80
 177 vs. Jacksonville, 10/20/96

Most Yards, Opponent, Game

182 vs. Dallas Texans, 11/2/52
 171 @ San Francisco, 11/26/95
 149 @ Chicago, 10/11/64

Most Yards, Both Teams, Game

338 vs. San Francisco, 10/18/64 (Rams 314, 49ers 24)
 308 vs. Dallas Texans, 11/2/52 (Rams 126, Texans 182)
 244 vs. Detroit, 11/1/53 (Rams 129, Lions 115)

TOUCHDOWNS**Most Touchdowns By Interceptions, Both Teams, Game**

3 vs. Detroit, 11/1/53 (Rams 2, Lions 1)
 @ Arizona, 12/30/07 (Rams 1, Cardinals 2)
 2 Many times, last @ Arizona, 11/23/03 (Rams 1, Cardinals 1)

PUNTING**TOTAL PUNTS****Most Punts, Season**

106 2011
 98 1986
 95 1979, 1997, 1998

Most Punts, Opponents, Season

108 1979
 104 1978
 96 1986

Most Punts, Game

12 vs. Chicago Bears, 10/9/38
 vs. Green Bay, 11/26/39
 @ New York, 11/10/40
 @ San Francisco, 11/21/76
 11 Many times, last @ vs. San Francisco, 1/3/2010
 10 Many times, last vs. Seattle, 11/20/11

Most Punts, Opponent, Game

14 vs. New York Yanks, 9/28/51
 12 Three times, last vs. Chicago Cardinals, 11/23/41
 11 Many times, last @ Seattle, 11/4/79

AVERAGE YARDAGE**Highest Average Distance, Punting, Season**

49.6 2008
 47.2 2007
 46.8 2009

Highest Average Distance, Punting, Game (4 punts)

56.9 vs. Arizona, 10/4/12
 56.2 vs. Buffalo, 9/28/08
 55.7 vs. New York Giants, 9/14/08
 56.0 vs. Arizona, 10/7/07

Highest Avg. Distance, Punting, Opponent, Game (4 punts)

57.3 @ Chicago Bears, 11/16/52
 55.8 @ Detroit 10/10/54
 55.3 @ Washington, 10/26/41

PUNT RETURNS**TOTAL RETURNS****Most Punt Returns, Season**

67 1978
 62 1970
 58 1969, 1979

Most Punt Returns, Opponents, Season

60 1963, 1997
 59 1979
 58 1998

Fewest Punt Returns, Season

14 1961
 19 1993
 22 1982

Fewest Punt Returns, Opponent, Season

17 2001
 22 1972
 23 1999

Most Punt Returns, Game

8 Many times, last @ San Francisco, 10/25/81
 7 Many times, last @ Tennessee, 10/31/99
 6 Many times, last vs. San Francisco, 9/7/97

Most Punt Returns, Opponent, Game

9 vs. Baltimore, 11/22/64
 vs. Minnesota, 12/2/79
 @ Philadelphia, 9/7/08
 8 @ Detroit, 9/27/42
 @ Chicago Bears, 11/29/42
 7 Many times, last vs. Seattle, 11/20/11

Most Punt Returns, Both Teams, Game

15 @ Detroit, 9/27/42 (Rams 7, Lions 8)
 @ Baltimore, 11/27/66 (Rams 8, Colts 7)
 14 @ Atlanta, 9/12/76 (Rams 7, Falcons 7)
 13 vs. Chicago, 11/23/75 (Rams 7, Bears 6)
 @ Atlanta, 9/18/77 (Rams 8, Falcons 5)
 @ Tampa Bay, 9/23/79 (Rams 7, Buccaneers 6)
 vs. Minnesota, 12/2/79 (Rams 4, Vikings 9)

FAIR CATCHES**Most Fair Catches, Season**

25 1998, 1999, 2011
 24 1989, 2011
 23 1997, 2005

Most Fair Catches, Opponent, Season

30 1968, 1986
 28 2011
 23 2013
 22 1985, 2006

Most Fair Catches, Game

4 Many times, last vs. Seattle, 11/20/11
 3 Many times, last at San Francisco, 10/4/09
 2 Many times, last at San Francisco, 11/14/10

Most Fair Catches, Opponent, Game

5 Four times, last at San Francisco, 11/14/10
 4 Many times, last at Pittsburgh, 12/2/11
 3 Many times, last vs. Atlanta, 11/21/10

Most Fair Catches, Both Teams, Game

8 @ Baltimore, 11/8/71 (Rams 3, Colts 5)
 7 Many times, last @ SF, 11/14/10 (Rams 2, 49ers 5)
 6 Many times, last @ San Francisco, 9/17/06 (Rams 2, 49ers 4)

YARDS GAINED

Most Yards, Punt Returns, Season

711 1978
676 1981
640 1947

Most Yards, Punt Returns, Opponent, Season

681 1963
652 1998
637 1994

Fewest Yards, Punt Returns, Season

79 2013
102 1993
129 1960
143 2004

Fewest Yards, Punt Returns, Opponent, Season

55 1972
67 1971
116 1977

Most Yards, Punt Returns, Game

219 @ Atlanta, 10/11/81
166 @ San Francisco, 10/25/81
147 @ Cincinnati 10/3/99

Most Yards, Punt Returns, Opponents, Game

155 vs. Washington, 9/21/63
148 @ Buffalo, 11/21/04
141 @ Green Bay, 10/9/94

Most Yards, Punt Returns, Both Teams, Game

*282 @ Atlanta, 10/11/81 (Rams 219, Falcons 63)
198 @ Chicago Bears, 10/10/48 (Rams 69, Bears 129)
189 @ Kansas City, 12/8/02 (Rams 94, Chiefs 95)

TOUCHDOWNS

Most Touchdowns, Punt Returns, Season

3 1981
2 1947, 1949, 1952, 1984, 1992, 1996
1 1998, 1999, 2000, 2007, 2011, 2013

Most Touchdowns, Punt Returns, Opponent, Season

3 1951, 1994
2 1993, 2002, 2003, 2011

Most Touchdowns, Punt Returns, Game

†2 @ Atlanta, 10/11/81
vs. Atlanta, 12/27/92

Most Touchdowns, Punt Returns, Game, Opponent

2 @ Detroit, 10/14/51
1 Many times, last vs. San Francisco, 12/26/19

KICKOFF RETURNS

Most Kickoff Returns, Season

84 2004
82 2007
80 2008

Most Kickoff Returns, Opponent, Season

86 2001
85 1999
84 1989

Fewest Kickoff Returns, Season

26 1945
33 1977
34 1975

Fewest Kickoff Returns, Opponent, Season

19 1941
25 2013
35 1955

Most Kickoff Returns, Game

9 vs. New Orleans, 10/28/01
at Tennessee, 12/13/09
at Detroit, 10/10/10

8 Many times, last vs. Pittsburgh, 12/20/07

7 Many times, last vs. Atlanta, 11/21/10

Most Kickoff Returns, Opponent, Game

9 vs. San Diego, 10/1/00
8 Many times, last vs. Green Bay, 9/27/09
7 Many times, last vs. Indianapolis, 10/25/09

Most Kickoff Returns, Both Teams, Game

15 vs. New Orleans, 10/28/01 (Rams 9, Saints 6)
14 vs. Chicago Bears, 10/24/54 (Rams 7, Bears 7)
@ San Francisco, 11/7/54 (Rams 7, 49ers 7)
@ New Orleans, 10/23/94 (Rams 7, Saints 7)
vs. San Diego, 10/1/00 (Rams 5, Chargers 9)
@ Kansas City, 10/22/00 (Rams 8, Chiefs 8)

YARDS GAINED

Most Yards, Kickoff Returns, Season

1,938 2007
1,764 2009
1,761 2008

Most Yards, Kickoff Returns, Opponent, Season

2,194 2001
2,115 1999
1,888 2000

Fewest Yards, Kickoff Returns, Season

448 1945
690 1949
705 1977

Fewest Yards, Kickoff Returns, Opponent, Season

463 1941
544 1942
545 1942

Most Yards, Kickoff Returns, Game

267 @ Kansas City, 10/22/00
254 vs. Chicago, 10/13/63
239 vs. St. Louis, 11/14/76

Most Yards, Kickoff Returns, Opponent, Game

362 vs. Detroit, 10/29/50
304 @ New Orleans, 10/23/94
263 @ New York Giants, 11/11/48

Most Yards, Kickoff Returns, Both Teams, Game

560 vs. Detroit, 10/29/50 (Rams 198, Lions 362)
501 @ New Orleans, 10/23/94 (Rams 197, Saints 304)
384 @ New York Giants 11/14/48 (Rams 121, Giants 263)

TOUCHDOWNS

Most Touchdowns, Kickoff Returns, Season

3 1950, 1985
2 1999
1 1998, 2000, 2005

Most Touchdowns, Kickoff Returns, Opponent, Season

2 1950, 1964, 1967, 1981, 1994, 2001, 2002, 2003,
2006, 2007
1 Many times, last in 2009

Most Touchdowns, Kickoff Returns, Game

2 vs. Green Bay, 11/24/85
1 Many times, last vs. Seattle, 10/9/05

Most Touchdowns, Kickoff Returns, Game, Opponent

2 @ New Orleans, 10/23/94
vs. Chicago, 12/11/06
1 Many times, last at Detroit, 10/10/10

FUMBLES

TOTAL FUMBLES

Most Fumbles, Season

42 1996
40 1964, 1965
39 1978, 1986

Most Fumbles, Opponent, Season

42 1996
 40 1964, 1965
 39 1978, 1986

Fewest Fumbles, Season

14 2010
 17 1960
 18 2008

Fewest Fumbles, Opponent, Season

13 1956
 15 1974, 1982, 1994
 16 1998

Most Fumbles, Game

8 vs. Detroit, 10/31/65
 7 Many times, last vs. New Orleans, 12/16/79
 6 Many times, last @ New York Giants, 9/7/03

Most Fumbles, Opponent, Game

8 @ Chicago Cards, 11/27/38
 7 Many times, last vs. Arizona, 12/9/10
 6 Many times, last @ Green Bay, 9/4/88

Most Fumbles, Both Teams, Game

14 @ Chicago Bears, 11/24/40 (Rams 7, Bears 7)
 12 @ Chicago Bears, 9/15/39 (Rams 6, Bears 6)
 @ Chicago Bears, 11/16/52 (Rams 7, Bears 5)
 11 @ New York Giants, 9/7/03 (Rams 6, Giants 5)
 @ New Orleans, 10/24/76 (Rams 4, Saints 7)
 @ New York Giants, 12/1/46 (Rams 6, Giants 5)
 @ Chicago Cardinals, 11/27/38 (Rams 3, Cardinals 8)

FUMBLES LOST**Most Fumbles Lost, Season**

24 1983
 23 1958
 22 1953, 1965, 1978, 1986, 2001

Most Fumbles Lost, Opponent, Season

24 1947, 1948
 22 1984, 2003
 20 1966, 1983

Most Fumbles Lost, Game

6 vs. New England, 12/11/83
 vs. Detroit, 10/31/65
 @ Detroit, 9/29/40
 5 Many times, last vs. Phoenix, 9/1/91
 4 Many times, last vs. Tampa Bay, 11/26/01

Most Fumbles Lost, Opponent, Game

5 @ New Orleans, 10/24/76
 @ Green Bay, 9/25/66
 @ Detroit, 10/15/44
 @ Chicago Cardinals, 11/27/38
 4 Many times, last vs. Cardinals, 12/9/10
 3 Many times, last @ Washington, 10/12/08

Most Fumbles Lost, Both Teams, Game

9 @ Chicago Bears, 9/15/39 (Rams 5, Bears 4)
 8 Many times, Last vs. New England, 12/11/83 (Rams 6, Patriots 2)
 7 @ Philadelphia, 12/1/02 (Rams 3, Eagles 4)
 @ Chicago Bears, 11/16/52 (Rams 4, Bears 3)
 @ Detroit, 9/29/40 (Rams 6, Lions 1)
 @ Chicago Cardinals, 11/27/38 (Rams 2, Cardinals 5)

PENALTIES**TOTAL PENALTIES****Most Penalties, Season**

142 1997
 133 1978, 1996
 131 2011

Most Penalties, Opponent, Season

142 1997
 133 1978, 1996
 126 2010

Fewest Penalties, Season

29 1941
 45 1942
 51 1959

Fewest Penalties, Opponent, Season

43 1945
 46 1942
 47 1941, 1958

Most Penalties, Game

15 Five times, last vs. Philadelphia, 12/18/05
 14 Many times, last vs. New Orleans, 11/26/00
 13 Many times, last vs. San Francisco, 11/11/12

Most Penalties, Opponent, Game

18 vs. Chicago Bears, 11/10/46
 vs. Cleveland, 10/7/51
 17 vs. New Orleans, 11/26/00
 16 @ Chicago Bears, 10/10/48

Most Penalties, Both Teams, Game

31 vs. New Orleans, 11/26/00 (Rams 14, Saints 17)
 27 vs. Chicago Bears, 11/10/46 (Rams 9, Bears 18)
 26 vs. New Orleans, 11/8/81 (Rams 13, Saints 13)
 vs. Cincinnati, 9/1/96 (Rams 11, Bengals 15)
 @ Buffalo, 11/21/04 (Rams 11, Bills 15)
 @ San Francisco, 11/14/10 (Rams 12, 49ers 14)

Fewest Penalties, Game

0 vs. New Orleans, 12/9/90
 vs. Baltimore, 12/18/65
 @ Chicago, 11/29/42
 @ New York, 11/16/41
 1 Many times, last vs. Atlanta, 1/6/02
 2 Many times, last @ Tampa Bay, 12/18/00

Fewest Penalties, Opponent, Game

0 @ New England 10/26/08
 vs. Chicago, 9/24/95
 vs. Minnesota, 11/19/72
 vs. New York, 9/27/41
 1 Many times, last @ Seattle, 9/10/00
 2 Many times, last vs. Pittsburgh, 12/20/07

Fewest Penalties, Both Teams, Game

1 vs. New York Yanks, 9/27/53 (Rams 1, Yanks 0)
 2 vs. Green Bay, 12/16/62 (Rams 1, Packers 1)
 vs. Baltimore, 12/18/65 (Rams 0, Colts 2)
 3 Many times, last @ Phoenix, 12/5/93 (Rams 1, Cardinals 2)

YARDS PENALIZED**Most Yards Penalized, Season**

1,169 1978
 1,065 1997
 1,015 1996

Most Yards Penalized, Opponent, Season

1,066 2005
 1,064 1997
 1,028 1951

Fewest Yards Penalized, Season

195 1938
 220 1939
 218 1937

Fewest Yards Penalized, Opponent, Season

220 1939
 249 1938
 318 1939

Most Yards Penalized, Game

- 162 vs. Baltimore, 10/22/50
- 149 @ Dallas, 11/6/60
- 145 @ Chicago Bears, 10/19/58

Most Yards Penalized, Opponent, Game

- 177 vs. San Francisco, 9/18/94
- 173 vs. Minnesota, 9/22/67
- 150 vs. Detroit, 10/3/52

Most Yards Penalized, Both Teams, Game

- 269 vs. Green Bay, 12/3/50 (Rams 123, Packers 146)
- 267 vs. Minnesota, 9/22/67 (Rams 94, Vikings 173)
- 253 @ Atlanta, 11/19/67 (Rams 135, Falcons 118)

Fewest Yards Penalized, Game

- 0 Many times, last vs. New Orleans, 12/9/90
- 5 Many times, Last @ Arizona, 12/7/08
- 7 @ New Orleans, 10/30/88
- @ Detroit, 10/12/58

Fewest Yards Penalized, Opponent, Game

- †0 Three times, last @ New England, 10/26/08
- 5 Many times, last @ Atlanta, 10/14/93
- 7 @ New Orleans, 10/30/88
- @ Green Bay 12/20/92

Fewest Yards Penalized, Both Teams, Game

- 10 vs. Green Bay, 12/16/62 (Rams 5, Packers 5)
- 15 vs. Chicago Cards, 11/23/41 (Rams 5, Cardinals 10)
- vs. New York Yanks, 9/27/53 (Rams 15, Yanks 0)
- 20 Many times, last @ Phoenix, 12/5/93 (Rams 10, Cardinals 10)

RAMS BIG DAYS



Bold denotes player active with Rams

Italics denotes rookie

RUSHING

247	Willie Ellison vs. New Orleans	Dec. 5, 1971	(26 carries, 1 TD)
223	<i>Tom Wilson vs. Green Bay</i>	<i>Dec. 16, 1956</i>	<i>(23 carries, 0 TD)</i>
221	Greg Bell vs. Green Bay	Sept. 24, 1989	(28 carries, 2 TD)
220	Marshall Faulk @ New Orleans	Dec. 24, 2000	(32 carries, 2 TD)
215	Eric Dickerson vs. Houston	Dec. 9, 1984	(27 carries, 2 TD)
213	Charles White @ St. Louis	Nov. 15, 1987	(34 carries, 1 TD)
212	<i>Jerome Bettis @ New Orleans</i>	<i>Dec. 12, 1993</i>	<i>(28 carries, 1 TD)</i>
210	Greg Bell @ New England	Dec. 24, 1989	(26 carries, 1 TD)
208	Eric Dickerson @ St. Louis	Nov. 4, 1984	(21 carries 0 TD)
208	Marshall Faulk vs. Atlanta	Oct. 15, 2000	(25 carries, 1 TD)
207	Eric Dickerson vs. Tampa Bay	Oct. 5, 1986	(30 carries, 2 TD)
205	Dan Towler @ Baltimore	Nov. 22, 1953	(14 carries, 1 TD)
202	Marshall Faulk @ Carolina	Dec. 23, 2001	(30 carries, 2 TD)
199	Ollie Matson @ Chicago Bears	Oct. 11, 1959	(31 carries, 3 TD)
199	<i>Eric Dickerson vs. Detroit</i>	<i>Oct. 2, 1983</i>	<i>(30 carries, 2 TD)</i>
195	Trung Canidate @ New York Jets	Oct. 21, 2001	(23 carries, 2 TD)
193	Eric Dickerson @ St. Louis	Sept. 7, 1986	(38 carries, 2 TD)
192	<i>Eric Dickerson @ New York Jets</i>	<i>Sept. 25, 1983</i>	<i>(28 carries, 2 TD)</i>
191	Eric Dickerson @ Tampa Bay	Nov. 25, 1984	(28 carries, 3 TD)
183	Marshall Faulk vs. Carolina	Nov. 11, 2001	(15 carries, 2 TD)
183	Marshall Faulk vs. Seattle	Oct. 20, 2002	(32 carries, 3 TD)
181	Marshall Faulk @ Atlanta	Oct. 17, 1999	(18 carries, 1 TD)
179	Steven Jackson vs. Jacksonville	Oct. 30, 2005	(25 carries, 0 TD)
178	Marshall Faulk @ Arizona	Nov. 3, 2002	(27 carries, 1 TD)
170	Eric Dickerson vs. Atlanta	Oct. 26, 1986	(30 carries, 0 TD)
169	Dick Bass @ Chicago	Dec. 9, 1962	(20 carries, 1 TD)
168	Marshall Faulk vs. Atlanta	Jan. 6, 2002	(20 carries, 1 TD)
166	Ron Waller vs. Philadelphia	Sept. 30, 1956	(20 carries, 1 TD)
166	Charles White vs. Pittsburgh	Oct. 11, 1987	(33 carries, 1 TD)
164	Eric Dickerson @ New Orleans	Oct. 14, 1984	(20 carries, 0 TD)
161	Steven Jackson @ Atlanta	Dec. 28, 2008	(30 carries, 2 TD)
160	Steven Jackson vs. Dallas	Oct. 10, 2008	(25 carries, 3 TD)
159	Charles White vs. Atlanta	Dec. 13, 1987	(29 carries, 2 TD)
159	Steven Jackson vs. New Orleans	Oct. 30, 2011	(25 carries, 2 TD)
158	Greg Hill, @ Buffalo	Sept. 20, 1998	(19 carries, 2 TD)
158	Marshall Faulk vs. Oakland	Oct. 13, 2002	(26 carries, 0 TD)
155	Charles White @ Atlanta	Oct. 18, 1987	(31 carries, 0 TD)
155	Dan Towler vs. New York Yanks	Nov. 18, 1951	(13 carries, 1 TD)
154	Marshall Faulk @ New Orleans	Dec. 12, 1999	(29 carries, 1 TD)
154	Dan Towler vs. Chicago Bears	Oct. 25, 1953	(24 carries, 1 TD)
152	Lawrence McCutcheon @ New Orleans	Nov. 25, 1973	(20 carries, 0 TD)
152	Lawrence McCutcheon @ Chicago	Dec. 2, 1973	(24 carries, 0 TD)
152	Lawrence McCutcheon vs. Atlanta	Dec. 11, 1977	(17 carries, 0 TD)
150	Eric Dickerson @ Seattle	Sept. 23, 1985	(31 carries, 3 TD)
150	Eric Dickerson vs. Green Bay	Nov. 24, 1985	(31 carries, 1 TD)
150	Steven Jackson vs. Washington	Dec. 24, 2006	(33 carries, 1 TD)

CAREER 100-YARD RUSHING GAMES

Games	Player	W-L-T	Games	Player	W-L-T
38	Eric Dickerson	27-11	3	John Cappelletti	2-0-1
33	Steven Jackson	17-15-1	3	Ollie Matson	2-1
27	Marshall Faulk	27-0	3	Lawrence Phillips	3-0
22	Lawrence McCutcheon	19-2-1	2	Trung Canidate	2-0
11	Jerome Bettis	3-8	2	Dick Hoerner	1-0-1
10	Dick Bass	6-4	2	Les Josephson	2-0
10	Dan Towler	10-0	2	Joe Marconi	2-0
8	Wendell Tyler	6-2	2	Elvis Peacock	2-0
8	Charles White	7-1	2	Bob Thomas	2-0
7	Greg Bell	6-1	1	Benny Cunningham	1-0
7	Paul (Tank) Younger	3-3-1	1	Jim Bertelsen	1-0
6	Cleveland Gary	4-2	1	Robert Delpino	1-0
5	Jon Arnett	2-3	1	Harold Green	1-0
5	Willie Ellison	2-2-1	1	Greg Hill	1-0
5	Ron Waller	4-1	1	Brian Leonard	0-1
5	Tim Wilson	2-3	1	Jerald Moore	1-0
4	Skeet Quinlan	1-3	1	Kenny Washington	1-0
4	Zac Stacy	2-2	1	Justin Watson	1-0
3	Cullen Bryant	3-0			

GAMES WITH MORE THAN ONE 100-YARD RUSHER

Nov. 8, 1953	vs. San Francisco, Skeet Quinlan (11-119) and Paul Younger (12-101)
Oct. 24, 1954	vs. Chicago Bears, Dan Towler (15-123) and Paul Younger (27-106)
Oct. 31, 1954	vs. Detroit, Paul Younger (18-140) and Skeet Quinlan (13-119)
Dec. 4, 1955	vs. Baltimore, Ron Waller (24-138) and Paul Younger (25-132)
Sept. 16, 1973	@ Kansas City, Jim Bertelsen (28-143) and Lawrence McCutcheon (21-120)
Sept. 12, 1976	@ Atlanta, Lawrence McCutcheon (26-115) and John Cappelletti (22-102)
Sept. 19, 1976	@ Minnesota, John Cappelletti (28-128) and Lawrence McCutcheon (29-110)
Nov. 11, 1996	vs. Atlanta, Lawrence Phillips (14-106) and Harold Green (13-106)
Nov. 11, 2001	vs. Carolina, Marshall Faulk (15-183) and Trung Canidate (16-145)

PASSING

554	Norm Van Brocklin vs. New York Yanks.....	Sept. 28, 1951	(30 / 46, 0 TD, 0 Int)
509	Vince Ferragamo vs. Chicago.....	Dec. 26, 1982	(30 / 46, 3 TD, 2 Int)
454	Jim Everett @ New Orleans	Nov. 26, 1989	(29 / 51, 1 TD, 2 Int)
453	Marc Bulger vs. San Diego	Nov. 10, 2002	(36 / 48, 4 TD, 0 Int)
450	Marc Bulger vs. New York Jets.....	Jan. 2, 2005	(29 / 39, 3 TD, 2 Int)
448	Marc Bulger @ Green Bay.....	Nov. 29, 2004	(35 / 53, 2 TD, 1 Int)
442	Marc Bulger @ New York Giants.....	Oct. 2, 2005	(40 / 62, 2 TD, 3 Int)
441	Kurt Warner vs. Denver	Sept. 4, 2000	(25 / 35, 3 TD, 3 Int)
436	James Harris @ Miami.....	Oct. 3, 1976	(17 / 29, 2 TD, 1 Int)
431	Trent Green vs. Carolina.....	Nov. 5, 2000	(29 / 42, 2 TD, 0 Int)
406	Jim Hardy vs. Chicago Cardinals.....	Oct. 31, 1948	(28 / 53, 3 TD, 2 Int)
401	Tony Banks @ Atlanta	Nov. 2, 1997	(30 / 42, 2 TD, 1 Int)
401	Kurt Warner @ New England	Nov. 18, 2001	(23 / 34, 3 TD, 2 Int)
394	Kurt Warner vs. San Francisco.....	Sept. 17, 2000	(23 / 34, 2 TD, 2 Int)
390	Kurt Warner vs. San Diego	Oct. 1, 2000	(24 / 30, 4 TD, 0 Int)
388	Marc Bulger vs. Washington	Dec. 24, 2006	(25 / 38, 4 TD, 0 Int)
385	Kurt Warner vs. New Orleans.....	Oct. 28, 2001	(29 / 47, 1 TD, 4 Int)
378	Marc Bulger @ San Francisco.....	Nov. 2, 2003	(26 / 42, 1 TD, 2 Int)
377	Jim Everett @ Philadelphia.....	Nov. 6, 1988	(24 / 45, 2 TD, 4 Int)
377	Sam Bradford vs. Minnesota	Dec. 16, 2012	(35/55, 3 TD, 1 Int)
375	Marc Bulger @ Pittsburgh.....	Oct. 26, 2003	(22 / 37, 1 TD, 0 Int)
372	Billy Wade @ Green Bay	Nov. 16, 1958	(19 / 42, 1 TD, 2 Int)
372	Jim Everett vs. Cincinnati.....	Oct. 7, 1990	(25 / 46, 2 TD, 0 Int)
372	Mark Rypien vs. Buffalo	Dec. 10, 1995	(31 / 55, 1 TD, 2 Int)
368	Jim Everett vs. Indianapolis	Sept. 17, 1989	(28 / 35, 3 TD, 1 Int)
368	Marc Bulger vs. San Francisco.....	Sept. 19, 2007	(24 / 41, 1 TD, 0 Int)
366	Trent Green vs. Washington	Nov. 20, 2000	(23 / 38, 2 TD, 1 Int)
365	Jim Everett @ Denver.....	Nov. 27, 1988	(25 / 47, 2 TD, 1 Int)
365	Jim Everett vs. New Orleans.....	Dec. 9, 1990	(31 / 50, 1 TD, 2 Int)
362	Marc Bulger @ San Francisco.....	Sept. 11, 2005	(34 / 56, 2 TD, 1 Int)
360	Marc Bulger vs. Seattle.....	Oct. 15, 2006	(26 / 39, 3 TD, 1 Int)
359	Kurt Warner vs. Indianapolis.....	Dec. 30, 2001	(23 / 30, 3 TD, 1 Int)
358	Marc Bulger vs. New Orleans	Sept. 26, 2004	(32 / 49, 1 TD, 0 Int)
356	Billy Wade @ Baltimore	Nov. 23, 1958	(24 / 41, 0 TD, 2 Int)
356	Marc Bulger vs. Chicago.....	Dec. 11, 2006	(34 / 55, 3 TD, 0 Int)
354	Jamie Martin vs. San Francisco.....	Dec. 24, 2005	(33 / 41, 1 TD, 2 Int)
354	Marc Bulger vs. Kansas City.....	Nov. 5, 2006	(31 / 42, 1 TD, 0 Int)
353	<i>Tony Banks @ Baltimore</i>	<i>Oct. 27, 1996</i>	<i>(26 / 40, 1 TD, 1 Int)</i>
352	Marc Bulger vs. Atlanta.....	Oct. 13, 2003	(23 / 34, 2 TD, 2 Int)
352	Sam Bradford @ Atlanta.....	Sept. 15, 2013	(32 / 55, 3 TD, 1 Int)
351	Kurt Warner @ Carolina.....	Dec. 5, 1999	(22 / 31, 3 TD, 2 Int)

CAREER 300-YARD PASSING GAMES

Games	Player	W-L-T	Games	Player	W-L-T
30	Kurt Warner.....	22-8	3	Bill Wade	1-2
27	Marc Bulger.....	12-15	2	Dieter Brock.....	0-2
20	Jim Everett	10-10	2	Bob Waterfield.....	2-0
7	Sam Bradford	2-5	1	Zeke Bratkowski.....	1-0
5	Norm Van Brocklin	4-1	1	Ryan Fitzpatrick	1-0
3	Tony Banks	1-2	1	Gus Frerotte	1-0
3	Vince Ferragamo.....	1-2	1	Pat Haden	0-1
3	Roman Gabriel	2-1	1	Jim Hardy	0-1
3	Trent Green.....	2-1	1	James Harris	1-0
3	Chris Miller	1-2	1	Jamie Martin.....	1-0
3	Mark Rypien	0-3			

RECEIVING

336	*Willie Anderson @ New Orleans	Nov. 26, 1989	(15 receptions, 1 TD)
303	Jim Benton @ Detroit.....	Nov. 22, 1945	(10 receptions, 1 TD)
238	Harold Jackson vs. Dallas	Oct. 14, 1973	(7 receptions, 4 TD)
233	Isaac Bruce @ Atlanta	Nov. 2, 1997	(10 receptions, 3 TD)
230	Henry Ellard vs. Indianapolis	Sept. 17, 1989	(12 receptions, 1 TD)
229	Isaac Bruce @ Baltimore	Oct. 27, 1996	(11 receptions, 1 TD)
226	<i>Eddie Kennison @ Atlanta</i>	<i>Dec. 15, 1996</i>	<i>(5 receptions, 3 TD)</i>
220	Ron Jessie @ Miami.....	Oct. 3, 1976	(7 receptions, 2 TD)
210	Isaac Bruce vs. Miami.....	Dec. 24, 1995	(15 receptions, 1 TD)
208	<i>Jim Phillips @ Green Bay</i>	<i>Nov. 16, 1958</i>	<i>(8 receptions, 1 TD)</i>
207	Carroll Dale @ Detroit.....	Nov. 17, 1963	(7 receptions, 3 TD)
204	Marshall Faulk (RB) vs. Chicago	Dec. 26, 1999	(12 receptions, 1 TD)
203	Torry Holt vs. Indianapolis	Dec. 30, 2001	(7 receptions, 2 TD)
202	Jim Benton @ New York Yanks.....	Dec. 5, 1946	(12 receptions, 2 TD)
200	Tommy McDonald vs. Cleveland	Dec. 12, 1965	(6 receptions, 2 TD)
200	Torry Holt @ San Francisco	Nov. 2, 2003	(11 receptions, 1 TD)
196	Elroy Hirsch vs. Green Bay.....	Dec. 12, 1953	(9 receptions, 0 TD)
195	Elroy Hirsch vs. Chicago Cardinals	Nov. 11, 1951	(6 receptions, 2 TD)
192	Isaac Bruce, vs. Minnesota.....	Sept. 13, 1998	(11 receptions, 1 TD)
191	Isaac Bruce, vs. Atlanta	Oct. 12, 1995	(10 receptions, 2 TD)
189	Tom Fears vs. Green Bay.....	Dec. 3, 1950	(3 receptions, 2 TD)
189	Torry Holt @ Atlanta	Sept. 24, 2000	(3 receptions, 2 TD)
188	Isaac Bruce vs. San Francisco	Sept. 17, 2000	(8 receptions, 1 TD)
183	George Farmer vs. Chicago.....	Dec. 26, 1982	(9 receptions, 1 TD)
181	Isaac Bruce @ Indianapolis	Oct. 1, 1995	(8 receptions, 2 TD)
179	Isaac Bruce vs. New Orleans	Oct. 28, 2001	(7 receptions, 1 TD)
175	Del Shofner vs. Baltimore	Dec. 6, 1958	(5 receptions, 1 TD)
174	Torry Holt @ Pittsburgh	Oct. 26, 2003	(7 receptions, 1 TD)
173	Elroy Hirsch @ New York Yanks	Sept. 28, 1951	(9 receptions, 4 TD)
173	Isaac Bruce vs. San Francisco	Oct. 22, 1995	(9 receptions, 0 TD)
172	Torry Holt vs. Minnesota.....	Dec. 10, 2000	(9 receptions, 0 TD)
171	Henry Ellard @ Detroit	Dec. 6, 1987	(7 receptions, 1 TD)
170	Isaac Bruce @ Green Bay	Nov. 29, 2004	(9 receptions, 1 TD)
169	Del Shofner @ Detroit.....	Nov. 15, 1959	(5 receptions, 1 TD)
168	Elroy Hirsch @ Green Bay	Oct. 11 1953	(8 receptions, 0 TD)
167	Henry Ellard @ Denver.....	Nov. 27, 1988	(11 receptions, 2 TD)
167	Isaac Bruce vs. San Diego.....	Oct. 1, 2000	(9 receptions, 2 TD)
166	Henry Ellard @ Philadelphia.....	Nov. 6, 1988	(7 receptions, 1 TD)
165	Henry Ellard vs. Atlanta	Oct. 8, 1989	(8 receptions, 0 TD)
165	Torry Holt @ Tampa Bay	Dec. 18, 2000	(9 receptions, 1 TD)
163	Elroy Hirsch @ San Francisco	Oct. 28, 1951	(4 receptions, 1 TD)
163	Jim Phillips vs. Chicago	Sept. 23, 1961	(9 receptions, 0 TD)
163	Henry Ellard vs. Phoenix	Nov. 19, 1989	(7 receptions, 2 TD)
163	Isaac Bruce vs. San Diego.....	Nov. 10, 2002	(10 receptions, 3 TD)
163	Torry Holt, vs. Tennessee.....	Sept. 25, 2005	(9 receptions, 1 TD)
163	Torry Holt, vs. San Francisco.....	Dec. 24, 2005	(10 receptions, 1 TD)
163	<i>Donnie Avery @ New England</i>	<i>Oct. 26, 2008</i>	<i>(6 receptions, 1 TD)</i>
162	Tom Fears @ New York Yanks	Sept. 28, 1951	(7 receptions, 0 TD)
161	Torry Holt vs. Atlanta	Oct. 13, 2003	(11 receptions, 2 TD)
160	Danny Amendola.....	Sept. 16, 2012	(15 receptions, 1 TD)
160	Henry Ellard vs. Kansas City	Nov. 10, 1991	(8 receptions, 1 TD)
160	Torry Holt vs. San Francisco.....	Dec. 5, 2004	(10 receptions, 1 TD)
159	Tom Fears vs. Washington	Dec. 11, 1949	(10 receptions, 2 TD)
157	Elroy Hirsch @ New York Yanks	Nov. 19, 1954	(5 receptions, 0 TD)
157	Bob Boyd vs. San Francisco.....	Oct. 3, 1954	(5 receptions, 1 TD)
155	Tommy McDonald @ Chicago	Oct. 10, 1965	(9 receptions, 0 TD)
154	Jim Phillips @ New York Giants	Oct 22, 1961	(8 receptions, 1 TD)
154	Willie Anderson @ Atlanta	Sept. 11, 1994	(5 receptions, 1 TD)
154	Torry Holt vs. Seattle	Oct. 15, 2006	(8 receptions, 3 TD)
152	Isaac Bruce @ Cincinnati.....	Oct. 3, 1999	(6 receptions, 0 TD)
152	Drew Hill @ Pittsburgh.....	Sept. 16, 1984	(4 receptions, 1 TD)
151	Jim Benton, @ Chicago.....	Oct. 21, 1945	(7 receptions, 1 TD)
151	Jim Phillips, @ Dallas	Nov. 6, 1960	(7 receptions, 2 TD)
151	Jack Snow, @ Baltimore.....	Oct. 15, 1967	(3 receptions, 2 TD)
151	Ron Jessie, @ Atlanta	Nov. 16, 1975	(10 receptions, 1 TD)
151	Torry Holt @ Carolina	Dec. 12, 2004	(6 receptions, 1 TD)
150	Elroy Hirsch, @ San Francisco.....	Oct. 7, 1956	(8 receptions, 2 TD)
150	Jack Snow, vs. Detroit	Dec. 14, 1970	(7 receptions, 0 TD)

GAMES WITH MORE THAN ONE 100-YARD RECEIVER

Dec. 11, 1949	vs. Washington, Tom Fears (10-159) and Bob Shaw (5 -137)
Sept. 22, 1950	vs. New York Yanks, Glen Davis (5-103) and Dick Hoerner (4-105)
Nov. 19, 1950	@ New York Yanks, Dick Hoerner (14-125) and Elroy Hirsch (8-157)
Sept. 28, 1951	@ New York Yanks, Tom Fears (7-162), Elroy Hirsch (9-173), and Verda (V.T.) Smith (2-103)
Dec. 14, 1952	vs. Pittsburgh, Tom Fears (10-122) and Elroy Hirsch (4-108)
Oct. 4, 1953	@ San Francisco, Bob Boyd (4-107) and Elroy Hirsch (9-107)
Sept. 26, 1954	@ Baltimore, Skeet Quinlan (4-135) and Bob Boyd (4-121)
Oct. 10, 1954	@ Detroit, Bob Boyd (8-128) and Elroy Hirsch (6-105)
Nov. 21, 1954	@ New York Giants, Bob Boyd (5-103) and Tom Fears (9-136)
Dec. 12, 1954	vs. Green Bay, Bob Boyd (4-106) and Elroy Hirsch (5-119)
Oct. 7, 1956	@ San Francisco, Elroy Hirsch (8-150) and Bob Boyd (7-119)
Nov. 23, 1958	@ Baltimore, Lamar Lundy (6-103) and Del Shofner (8-110)
Oct. 11, 1964	@ Chicago, Jim Phillips (7-110) and Bucky Pope (4-108)
Nov.1, 1964	@ Detroit, Carroll Dale (7-109) and Marlin McKeever (6-100)
Dec. 4, 1976	vs. Atlanta, Ron Jessie (4-112) and Dwight Scales (2-102)
Dec. 26, 1982	vs. Chicago, George Farmer (9-183) and Preston Dennard (5-122)
Sept. 9, 1990	@ Green Bay, Henry Ellard (6-106) and Willie Anderson (5-128)
Oct. 7, 1990	vs. Cincinnati, Henry Ellard (7-100) and Willie Anderson (7-144)
Dec. 9, 1990	vs. New Orleans, Henry Ellard (5-107) and Willie Anderson (5-123)
Sept. 1, 1991	vs. Phoenix, Robert Delpino (10-113) and Henry Ellard (7-116)
Dec. 5, 1999	@ Carolina, Isaac Bruce (6-111) and Az-Zahir Hakim (4-122)
Dec. 12, 1999	@ New Orleans, Isaac Bruce (4-102) and Torry Holt (6-113)
Sept. 4, 2000	vs. Denver, Az-Zahir Hakim (5-118), Torry Holt (6-103), and Marshall Faulk (4-100)
Oct. 1, 2000	vs. San Diego, Isaac Bruce (9-167), Marshall Faulk (6-116), and Az-Zahir Hakim (5-104)
Nov. 5, 2000	vs. Carolina, Az-Zahir Hakim (8-147) and Torry Holt (4-130)
Nov. 10, 2002	vs. San Diego, Isaac Bruce (10-163) and Torry Holt (7-118)
Sept. 7, 2003	@ New York Giants, Isaac Bruce (8-120), and Torry Holt (7-111)
Sept. 19, 2004	@ Atlanta, Torry Holt (9-121) and Isaac Bruce (5-102)
Oct. 1, 2006	vs. Detroit, Isaac Bruce (7-100) and Torry Holt (6-102)
Dec. 24, 2006	vs. Washington, Isaac Bruce (9-148) and Steven Jackson (6-102)

CAREER 100-YARD RECEIVING GAMES

Games	Player	W-L-T	Games	Player	W-L-T
46	Torry Holt	27-19	2	Billy Truax (TE).....	2-0
43	Isaac Bruce	22-21	2	Wendell Tucker	2-0
26	Henry Ellard	12-14	2	Danny Amendola.....	1-0-1
21	Elroy Hirsch.....	12-9	2	Chris Givens	1-1
16	Tom Fears.....	8-7-1	1	Danario Alexander (WR)	0-1
15	Bob Boyd.....	9-5-1	1	Jon Arnett (RB)	0-1
14	Jim Phillips.....	4-9-1	1	Donnie Avery (WR)	0-1
10	Jack Snow	5-4-1	1	Johnny Bailey (RB)	0-1
9	Willie Anderson.....	4-5	1	Mike Barber (TE)	0-1
8	Carroll Dale	2-5-1	1	Jim Bertlesen (RB)	0-1
8	Harold Jackson.....	5-3	1	Ron Brown	1-0
8	Del Shofner	2-6	1	Leon Clarke.....	1-0
6	Tommy McDonald	4-2	1	Mark Clayton (WR).....	0-1
5	Bernie Casey.....	3-0-2	1	Aaron Cox	1-0
5	Ron Jessie	5-0	1	Kevin Curtis.....	1-0
4	Jim Benton	3-1	1	Glen Davis.....	1-0
4	Marshall Faulk (RB)	4-0	1	Troy Drayton (TE)	1-0
4	Az-Zahir Hakim	3-1	1	Pete Holohan (TE)	1-0
4	Martin McKeever (TE)	1-3	1	Tom Keane.....	1-0
3	Preston Dennard	1-2	1	Lamar Lundy (TE)	0-1
3	Drew Hill.....	1-2	1	Ollie Matson (RB).....	0-1
3	Amp Lee (RB)	1-2	1	Shaun McDonald.....	0-1
3	Bucky Pope	1-2	1	Dwight Scales	1-0
2	Bob Carey	1-1	1	Bob Shaw	1-0
2	Robert Delpino (RB).....	0-2	1	Clendon Thomas (RB)	0-1
2	George Farmer.....	0-2	1	Billy Waddy	1-0
2	Steven Jackson (RB)	1-1	1	Brandon Gibson	1-0
2	Eddie Kennison	1-1	1	Lance Kendricks (TE)	1-0
2	Willie Miller.....	1-1	1	Jared Cook (TE).....	1-0
2	Ricky Proehl.....	2-0	1	Tavon Austin	1-0
2	Verda (V. T.) Smith (RB).....	1-1			

GAMES WITH 300-YARD PASSER, 100-YARD RUSHER, 100-YARD RECEIVER

vs. San Francisco, Oct. 23, 1983	QB Vince Ferragamo (26-35, 327 yds, 5 TD, 2 Int.); RB Eric Dickerson (25-144); TE Mike Barber (8-113, 1 TD)
@ Detroit, Dec. 6, 1987	QB Jim Everett (20-26, 324 yds, 2 TD, 2 Int.); RB Charles White (29-102, 1 TD); WR Henry Ellard (7-171, 1 TD)
@ Denver, Nov. 27, 1988	QB Jim Everett (25-47, 365 yds, 2 TD, 1 Int.); RB Greg Bell (22-112, 1 TD); WR Henry Ellard (11-167, 2 TD)
vs. Atlanta, Oct. 21, 1990	QB Jim Everett (24-38, 302 yds, 3 TD); RB Cleveland Gary (19-102, 2 TD); WR Henry Ellard (6-109, 1 TD)
@ Atlanta, Dec. 15, 1996	QB Tony Banks (11-16, 304 yds, 3 TD, 1 Int.); RB Lawrence Phillips (22-122, 1 TD); WR Eddie Kennison (5-226, 3 TD)
@ Carolina, Dec. 5, 1999	QB Kurt Warner (22-31, 351 yds, 3 TD, 2 Int.); RB Marshall Faulk (22-118); WR Az-Zahir Hakim (4-122, 2 TD); WR Isaac Bruce (6-111)
@ New Orleans, Dec. 12, 1999	QB Kurt Warner (21-31, 346 yds, 2 TD, 1 Int.); RB Marshall Faulk (29-154, 1 TD); WR Torry Holt (6-112); WR Isaac Bruce (4-102)
vs. San Francisco, Sept. 17, 2000	QB Kurt Warner (23-34, 394 yds, 2 TD, 2 Int.); RB Marshall Faulk (25-134, 3 TD); WR Isaac Bruce (8-188, 1 TD)
vs. San Diego, Oct. 1, 2000	QB Kurt Warner (30-24, 390, 4 TD); RB Justin Watson (14-102, 1 TD); WR Isaac Bruce (9-167, 2 TD); RB Marshall Faulk (6-116, 2 TD); WR Az-Zahir Hakim (5-104)
vs. Minnesota, Dec. 10, 2000	QB Kurt Warner (27-32, 346 yds); RB Marshall Faulk (25-135, 4 TD); WR Torry Holt (9-172)
@ San Francisco, Sept. 23, 2001	QB Kurt Warner (24-35, 321 yds, 3 TD, 1 Int.); RB Marshall Faulk (18-105); WR Isaac Bruce (8-144, 1 TD)
vs. Indianapolis, Dec. 30, 2001	QB Kurt Warner (23-20, 359 yds, 3 TD, 1 Int.); RB Marshall Faulk (25-118, 3 TD); WR Torry Holt (7-203, 2 TD)
@ Arizona, Nov. 23, 2003	QB Marc Bulger (28-44, 329 yds, 1 TD, 4 Int.); RB Marshall Faulk (24-100, 1 TD); WR Torry Holt (9-145)
@ Houston, Nov. 27, 2005	QB Ryan Fitzpatrick (19-30, 310 yards, 1 TD, 3 Int.); RB Steven Jackson (25-110, 1 TD); WR Torry Holt (10-130, 1 TD)
vs. Washington	QB Marc Bulger (28-38), 388 yards, 4 TD, 0 Int.); RB Steven Jackson (33-150, 1 TD); WR Isaac Bruce (9-148, 1 TD); RB Steven Jackson (6-102, 1 TD)

LARGEST MARGIN OF VICTORY

59 points	(59-0)	vs. Atlanta, Dec. 4, 1976
49 points	(56-7)	vs. San Francisco, Nov. 9, 1958
48 points	(48-0)	@ Baltimore, Sept. 26, 1954
43 points	(70-27)	vs. Baltimore, Oct. 22, 1950
	(45-21)	vs. Baltimore, Dec. 5, 1953
	(59-16)	vs. Atlanta, Nov. 10, 1996
41 points	(65-24)	vs. Detroit, Oct. 29, 1950
	(55-14)	vs. New York Giants, Nov. 13, 1966
40 points	(54-14)	@ New York Yanks, Sept. 28, 1951
39 points	(42-3)	@ Philadelphia, Nov. 3, 1975
	(45-6)	vs. Seattle, Oct. 31, 1976

LARGEST MARGIN OF DEFEAT

48 points	(48-0)	@ San Francisco, Dec. 27, 1987
44 points	(47-3)	@ New York Jets, Nov. 9, 2008
47 points	(47-0)	@ Chicago Bears, Nov. 29, 1942
40 points	(47-7)	@ Tennessee, Dec. 13, 2009
39 points	(49-10)	@ Kansas City, Dec. 8, 2002
38 points	(52-14)	vs. Chicago Bears, Oct. 13, 1963
	(44-6)	@ Detroit, Oct. 10, 2010
	(45-7)	vs. New England, Oct. 28, 2012
36 points	(56-20)	@ Philadelphia, Oct. 8, 1950
	(42-6)	@ Pittsburgh, Nov. 3, 1996
	(42-6)	vs. Indianapolis, Oct. 25, 2009
35 points	(35-0)	@ San Francisco, Oct. 4, 2009
	(38-3)	@ Philadelphia, Sept. 7, 2008
	(35-0)	@ San Francisco, Oct. 8, 1961
	(56-21)	@ Baltimore, Nov. 25, 1956
	(42-7)	vs. Green Bay, Nov. 12, 1944
	(49-14)	@ New York, Nov. 16, 1941



POSTSEASON STAT PACK

THE 2014 MEDIA GUIDE OF THE
ST. LOUIS RAMS

ALL-TIME PLAYOFF LEADERS



RUSHING

	Years	G	Att.	Yds.	Avg.	Long	TD
McCutcheon, Lawrence	(1972-79)	11	173	687	4.0	26	2
Dickerson, Eric	(1983-87)	6	133	674	5.1	65	3
Faulk, Marshall	(1999-2006)	10	155	561	3.6	38	6
Bryant, Cullen	(1973-82, 87)	14	102	413	4.0	17	2
Bell, Greg	(1987-89)	4	71	322	4.5	54	1
Tyler, Wendell	(1977-82)	4	65	228	3.5	39	1
Cappelletti, John	(1974-78)	8	60	201	3.4	16	1
Towler, Dan	(1950-55)	5	45	166	3.7	17	2
Bertelsen, Jim	(1972-76)	5	32	136	4.3	13	0
Hoerner, Dick	(1947-51)	4	43	120	2.8	24	3
NFL Record							
Smith, Emmitt	(1990-2004)	17	349	1,586	4.5	65	19

RECEIVING (Based on Receptions)

	Years	G	No.	Yds.	Avg.	Long	TD
Faulk, Marshall	(1999-2006)	10	49	509	10.4	52	2
Holt, Torry	(1999-2008)	10	47	630	13.4	52	4
Bruce, Isaac	(1994-2007)	9	44	759	17.3	77t	4
Fears, Tom	(1948-56)	6	28	572	20.4	73t	5
Ellard, Henry	(1983-93)	10	28	419	15.0	39	1
Jackson, Harold	(1973-77)	8	21	505	24.0	73	4
Hakim, Az-Zahir	(1998-2001)	7	21	284	13.5	38	0
Jessie, Ron	(1975-79)	6	20	314	15.7	41	1
Dennard, Preston	(1978-83)	8	18	314	17.4	35	3
McCutcheon, Lawrence	(1972-79)	11	17	152	8.9	17	0
NFL Record							
Rice, Jerry	(1985-2004)	28	151	2,245	14.9	73t	22

RECEIVING (Based on Yards)

	Years	G	No.	Yds.	Avg.	Long	TD
Bruce, Isaac	(1994-2007)	9	44	759	17.3	77t	4
Holt, Torry	(1999-2008)	10	47	630	13.4	52	4
Fears, Tom	(1948-56)	6	28	572	20.4	73t	5
Faulk, Marshall	(1999-2006)	10	49	509	10.4	52	2
Jackson, Harold	(1973-77)	8	21	505	24.0	73	4
Ellard, Henry	(1983-93)	10	28	419	15.0	39	1
Jessie, Ron	(1975-79)	6	20	314	15.7	41	1
Dennard, Preston	(1978-83)	8	18	314	17.4	35	3
Hakim, Az-Zahir	(1998-2001)	7	21	284	13.5	38	0
Curtis, Kevin	(2003-2006)	2	11	235	21.4	57t	1
NFL Record							
Rice, Jerry	(1985-2004)	28	151	2,245	14.9	73t	22

PASSING (Based on Yards)

	Years	G	Att.	Comp.	Pct.	Yds.	TD	Int.
Warner, Kurt	(1998-2003)	7	268	169	63.1	2,221	15	10
Ferragamo, Vince	(1977-80, 82-84)	7	188	92	48.9	1,227	5	11
Everett, Jim	(1986-93)	5	176	87	49.4	1,120	7	11
Waterfield, Bob	(1945-52)	7	124	63	50.8	965	6	11
Bulger, Marc	(2001-)	3	113	68	60.2	944	4	5
NFL Record								
Montana, Joe	(1979-95)	23	734	460	62.7	5,772	45	21

YARDS FROM SCRIMMAGE

	Years	G	Rushing	Receiving	Total
Faulk, Marshall	(1999-2006)	10	561	509	1,070
McCutcheon, Lawrence	(1972-79)	11	687	152	839
Bruce, Isaac	(1994-2007)	9	1	759	760
Dickerson, Eric	(1983-87)	6	674	30	704
Holt, Torry	(1999-2008)	10	0	630	630
Fears, Tom	(1948-56)	6	16	572	588
Bryant, Cullen	(1973-82, 87)	14	413	139	552
Jackson, Harold	(1973-77)	8	0	505	505
Ellard, Henry	(1983-93)	10	2	419	421
Bell, Greg	(1987-87)	4	322	57	379
NFL Record					
Rice, Jerry	(1985-2004)	28	44	2,245	2,289

SCORING

	Years	G	TD	PAT	FG	TOTAL
Wilkins, Jeff	(1997-2007)	10	0	26	17	77
Faulk, Marshall	(1999-2006)	10	8	1*	0	50
Lansford, Mike	(1982-90)	10	0	14	9	41
Fears, Tom	(1948-56)	.6	5	0	0	30
Corral, Frank	(1978-81)	6	0	9	7	30
Bruce, Isaac	(1994-2007)	9	4	0	0	24
Holt, Torry	(1999-2008)	10	4	0	0	24
Waterfield, Bob	(1945-52)	7	0	14	2	20
Jackson, Harold	(1973-77)	8	4	0	0	20
Hoerner, Dick	(1947-51)	4	3	0	0	18
Dennard, Preston	(1978-83)	.8	3	0	0	18
Dickerson, Eric	(1983-87)	6	3	0	0	18
NFL Record						
Vinatieri, Adam	(1996-)	23	0	51	42	177

FIELD GOALS

	Years	G	Att.	Made	Pct.	Long
Lansford, Mike	(1982-90)	10	12	9	75.0	43
Wilkins, Jeff	(1997-2007)	10	23	17	73.9	55
Corral, Frank	(1978-81)	6	11	7	63.6	45
Ray, David	(1969-74)	4	7	4	57.1	40
NFL Record (Min. 10 Field Goals)						
Martin Gramatica	(1999-)	9	14	13	92.9	50

PUNTING

	Years	G	No.	Avg.	Long	Blk.
Burke, Mike	(1974)	2	10	43.4	49	0
Baker, John	(2000-01)	4	17	43.0	53	0
Clark, Ken	(1979)	3	15	40.6	59	0
Horan, Mike	(1999)	3	9	40.9	48	0
Waterfield, Bob	(1946-52)	7	35	40.1	61	0
NFL Record (Min. 25 Punts)						
Sauerbrun, Todd	(1995-2007)	9	43	44.4	59	0

KICKOFF RETURNS (MIN. 10)

	Years	G	No.	Yds.	Avg.	Long	TD
Horne, Tony	(1999-2000)	4	14	336	24.0	95t	1
Bryant, Cullen.....	(1973-82, 87)	14	14	315	22.5	41	0
Brown, Ron.....	(1984-89, 91)	7	11	237	21.5	38	0
NFL Record							
Garrett, Carl	(1969-77)	5	16	481	30.1	62	0

PUNT RETURNS (MIN. 10)

	Years	G	No.	Yds.	Avg.	Long	TD
Hakim, Az-Zahir	(1999-2001)	4	12	149	12.4	65	0
Bryant, Cullen	(1973-82, 87)	14	11	97	8.8	19	0
Brown, Eddie	(1978-79)	5	10	88	8.8	37	0
Ellard, Henry	(1983-93)	10	11	94	8.5	23	0
NFL Record							
Rossum, Allen	(1998-)	6	10	239	23.9	68t	1

INTERCEPTIONS

	Years	G	No.	Yds.	Avg.	Long	TD
*Simpson, Bill	(1974-78)	8	6	137	22.8	65t	1
Irvin, LeRoy	(1980-89)	11	4	149	37.3	94	0
Elmendorf, Dave	(1971-79)	11	3	15	5.0	10	0
Williams, Aeneas.....	(2001-04)	6	3	61	20.3	32t	2
Polley, Tommy	(2001-04)	6	3	72	24.0	37	1
Robertson, Isiah	(1971-78)	10	2	74	37.0	59t	1
Brown, Eddie	(1978-79)	5	2	27	13.5	21	0
Reynolds, Jack	(1970-80)	13	2	16	8.0	12	0
Jackson, Monte	(1975-77)	5	2	0	0.0	0	0

*Simpson shares NFL record of nine interceptions in postseason play with Ronnie Lott (San Francisco/Los Angeles Raiders) and Charlie Waters (Dallas). Simpson had three interceptions with Buffalo.

INDIVIDUAL PLAYOFF RECORDS



SERVICE

Most Games, Career

- 18 Jackie Slater, 1976-94
- 17 Jack Youngblood, 1971-84
- 16 Dennis Harrah, 1975-87

SCORING

POINTS

Most Points, Game

- 18 Tom Fears, vs. Chicago, 12/17/50
- 15 Jeff Wilkins, vs. Carolina, 1/10/04
- 12 Dick Hoerner, @ Cleveland, 12/24/50
- Eric Dickerson, vs. Dallas, 1/4/84
- Willie Anderson, @ New York Giants, 1/7/90
- Marshall Faulk, vs. Philadelphia, 1/27/02

Game, Opponent

- 18 Preston Pearson, vs. Dallas, 1/4/76
- John Riggins, @ Washington, 1/1/84
- 16 Marlin (Pat) Harder, @ Detroit, 12/21/52
- 15 Mark Moseley, @ Washington, 1/1/84

TOUCHDOWNS

Game

- 3 Tom Fears, vs. Chicago, 12/17/50 (3 p)
- 2 Dick Hoerner, @ Cleveland, 12/24/50 (2 r)
- Eric Dickerson, vs. Dallas, 1/4/84 (2 r)
- Willie Anderson, @ New York Giants, 1/7/90 (2 p)
- Marshall Faulk, vs. Philadelphia, 1/27/02 (2 r)

Game, Opponent

- 3 Preston Pearson, vs. Dallas, 1/4/76 (3 p)
- John Riggins, @ Washington, 1/1/84 (3 r)
- Willie Jackson, @ New Orleans, 12/30/00 (3 p)
- 2 Many times, last by Warrick Dunn, @ Atlanta, 1/15/05 (2 r)

Most Consecutive Games Scoring Touchdown

- 3 Preston Dennard, 1980-83
- 2 Many times, last by Torry Holt, 2004

POINTS AFTER TOUCHDOWNS

Most Attempted, Career

- 26 Jeff Wilkins, 1997-2007
- 15 Bob Waterfield, 1946-52
- 14 Mike Lansford, 1982-90

Most Attempted, Game

- 7 Jeff Wilkins, vs. Minnesota, 1/16/00
- 6 Jeff Wilkins, vs. Green Bay, 1/20/02
- 5 Tom Dempsey, vs. St. Louis, 12/27/75

Most Made, Career

- 26 Jeff Wilkins, 1997-2007
- 14 Bob Waterfield, 1946-52
- Mike Lansford, 1982-90
- 9 Tom Dempsey, 1975-76
- Frank Corral, 1978-91

Most Made, Game

- 7 Jeff Wilkins, vs. Minnesota, 1/16/00
- 6 Jeff Wilkins, vs. Green Bay, 1/20/00
- 5 Tom Dempsey, vs. St. Louis, 12/27/75

Most Made, Game, Opponent

- 6 Mark Moseley, @ Washington, 1/1/84
- Jay Feely, @ Atlanta 1/15/05
- 5 Lou Groza, vs. Cleveland, 12/26/55
- 4 Many times, last by Doug Brien, @ New Orleans, 12/30/00

Most Made, No Misses, Career

- 26 Jeff Wilkins, 1997-2007
- 14 Mike Lansford, 1982-90
- 9 Tom Dempsey, 1975-76

TWO-POINT CONVERSIONS

Most Two-Point Conversions, Career

- 1 Dane Looker, 2002-08

Most Two-Point Conversions, Game

- 1 Dane Looker, vs. Carolina, 1/10/04

FIELD GOALS

Most Attempted, Game

- 6 David Ray, @ Dallas, 12/23/73
- Jeff Wilkins, vs. Carolina, 1/10/04
- 4 Jeff Wilkins, vs. Tennessee, 1/30/00 (SB XXXIV)
- Jeff Wilkins, vs. Philadelphia, 1/27/02
- 3 Frank Corral, @ Tampa Bay, 1/6/80
- Bruce Gossett, @ Minnesota, 12/27/69

Most Attempted, Opponent, Game

- 5 John Kasay, vs. Carolina, 1/10/04
- 4 Jess Atkinson, @ Washington, 12/28/86
- Mike Cofer, @ San Francisco, 1/14/90
- 3 Many times, last by Al Del Greco, vs. Tennessee, 1/30/00 (SB XXXIV)

Most Made, Game

- 5 Jeff Wilkins, vs. Carolina, 1/10/04
- 3 David Ray, @ Dallas, 12/23/73
- Frank Corral, @ Tampa Bay, 1/6/80
- Jeff Wilkins, vs. Tennessee, 1/30/00 (SB XXXIV)
- Jeff Wilkins, vs. Philadelphia, 1/27/02
- 2 Many times, Last by Mike Lansford, @ New York Giants, 1/7/90

Most Made, Opponent, Game

- 4 Jess Atkinson, @ Washington, 12/28/86
- 3 Many times, last by John Kasay, vs. Carolina, 1/10/04
- 2 Many times, last by Adam Vinatieri, vs. New England, 2/3/02 (SB XXXVI)

Most Consecutive Field Goals Made

- 5 Mike Lansford, 1983-86
- Jeff Wilkins, 2003
- 3 David Ray, 1973-74
- Frank Corral, 1980
- Mike Lansford, 1990
- Jeff Wilkins, 2001
- 2 By many, last by Jeff Wilkins, 1999

Most Consecutive Games Made

- 5 Jeff Wilkins, 2001-04
- 2 David Ray, 1973-74
- Frank Corral, 1980
- Mike Lansford, 1990
- Jeff Wilkins, 1999

Longest Field Goal

- 55 Jeff Wilkins, @ Atlanta, 1/15/05
- 51 Jeff Wilkins, vs. Carolina, 1/10/04
- 50 Jeff Wilkins, vs. New England, 2/3/02 (SB XXXVI)

Longest Field Goal, Opponent

- 52 Lou Groza, vs. Cleveland, 12/23/51
- John Kasay, vs. Carolina, 1/10/04
- 48 Adam Vinatieri, vs. New England, 2/3/02 (SB XXXVI)
- 47 Josh Brown, @ Seattle, 1/8/05

SAFETIES

Most, Game

- 1 Team, vs. Tampa Bay, 1/23/00
- Team, vs. Washington, 12/16/45

Most, Opponent, Game

- 1 Carl Eller, @ Minnesota, 12/27/69
- Jim Jensen, @ Dallas, 12/19/76
- Randy White, @ Dallas, 12/30/79
- Brady Smith, @ Atlanta, 1/15/05

RUSHING

ATTEMPTS

Game

- 37 Lawrence McCutcheon, vs. St. Louis, 12/27/75
- 34 Eric Dickerson, vs. Dallas, 1/4/86
- 31 Marshall Faulk, vs. Philadelphia, 1/27/02

Opponent, Game

- 31 Steve Van Buren, vs. Philadelphia, 12/18/49
- Chuck Foreman, vs. Minnesota, 12/26/77
- 29 George Rogers, @ Washington, 12/28/86
- 28 Eddie George, vs. Tennessee, 1/30/00 (SB XXXIV)

YARDS GAINED

Game

- 248 Eric Dickerson, vs. Dallas, 1/4/86
- 202 Lawrence McCutcheon, vs. St. Louis, 12/27/75
- 159 Marshall Faulk, vs. Philadelphia, 1/27/02

Game, Opponent

- 204 Steve Van Buren, vs. Philadelphia, 12/18/79
- 160 Tony Dorsett, vs. Dallas, 12/28/80
- 142 Warrick Dunn, @ Atlanta, 1/15/05

Longest Run

- 65 Eric Dickerson, @ Washington, 12/28/86
- 55 Eric Dickerson, vs. Dallas, 1/4/86
- 54 Greg Bell, @ Philadelphia, 12/31/89

Longest Run, Opponent

- 64 Stephen Davis, vs. Carolina, 1/10/04
- 62 Chuck Foreman, @ Minnesota, 12/26/76
- Warrick Dunn, @ Atlanta, 1/15/05
- 53 Tony Dorsett, vs. Dallas, 1/7/79

Most Games, 100 or More Yards

- 3 Lawrence McCutcheon, 1972-79
- Eric Dickerson, 1983-87
- 2 Cullen Bryant, 1973-82, 87
- 1 Jim Gillette, 1940, 1944-45
- Greg Bell, 1987-89
- Marshall Faulk, 1999-2006

Most Consecutive Games, 100 or More Yards

- 2 Lawrence McCutcheon, 1976-77

AVERAGE GAIN

Career (50 attempts)

- 5.07 Eric Dickerson, 1983-87
- 4.54 Greg Bell, 1987-89
- 4.05 Cullen Bryant, 1973-82, 87

Game (10 attempts)

- 7.29 Eric Dickerson, vs. Dallas, 1/4/86
- 6.38 Lawrence McCutcheon, vs. Minnesota, 12/26/77
- 6.08 Eric Dickerson, @ Washington, 12/28/86

TOUCHDOWNS

Game

- 2 Dick Hoerner, @ Cleveland, 12/24/50
- Eric Dickerson, vs. Dallas, 1/4/86
- Marshall Faulk, vs. Philadelphia, 1/27/02
- 1 Many times, last by Marshall Faulk, @ Seattle, 1/8/05

Game, Opponent

- 3 John Riggins, @ Washington, 1/1/84

- 2 Many times, last by Warrick Dunn, @ Atlanta, 1/15/05

- 1 Many times, last by T.J. Duckett, @ Atlanta, 1/15/05

Most Consecutive Games Rushing for Touchdown

- 2 Dick Hoerner, 1950-51
- Dan Towler, 1951-52
- Lawrence McCutcheon, 1976
- Eric Dickerson, 1984-85
- Marshall Faulk, 2003-04

PASSING

ATTEMPTS

Game

- 46 Marc Bulger, vs. Carolina, 1/10/04
- 45 Kurt Warner, vs. Tennessee, 1/30/00 (SB XXXIV)
- Jim Everett, @ Minnesota, 12/26/88
- 44 Jim Everett, @ New York Giants, 1/7/90
- Kurt Warner, vs. New England, 2/3/02 (SB XXXVI)

Game, Opponent

- 53 Danny White, @ Dallas, 12/26/83
- 50 Jeff George, vs. Minnesota, 1/16/00
- 44 Brett Favre, vs. Green Bay, 1/20/02

COMPLETIONS

Game

- 28 Kurt Warner, vs. New England, 2/3/02 (SB XXXVI)
- 27 Kurt Warner, vs. Minnesota, 1/16/00
- Marc Bulger, vs. Carolina, 1/10/04
- 26 Kurt Warner, vs. Tampa Bay, 1/23/00

Game, Opponent

- 32 Danny White, @ Dallas, 12/26/83
- 29 Jeff George, vs. Minnesota, 1/16/00
- 27 Matt Hasselbeck, @ Seattle, 1/8/05

Consecutive Passes Completed

- 12 Kurt Warner, vs. Minnesota, 1/16/00
- 8 Roman Gabriel, @ Minnesota, 12/27/69
- 7 Roman Gabriel, @ Minnesota, 12/27/69
- Vince Ferragamo, @ Tampa Bay, 1/6/80
- Marc Bulger, vs. Carolina, 1/10/04

COMPLETION PERCENTAGE

Game (20 attempts)

- 84.4 Kurt Warner, vs. Minnesota, 1/16/00 (27 of 33)
- 68.8 Roman Gabriel, @ Minnesota, 12/27/69 (22 of 32)
- 66.7 Bob Waterfield, vs. Chicago, 12/17/50 (14 of 21)
- Kurt Warner, vs. Philadelphia, 1/27/02 (22 of 33)

YARDS GAINED

Game

- 414 Kurt Warner, vs. Tennessee, 1/30/00 (SB XXXIV)
- 391 Kurt Warner, vs. Minnesota, 1/16/00
- 365 Kurt Warner, @ New Orleans, 12/30/00
- Kurt Warner, vs. New England, 2/3/02 (SB XXXVI)

Game, Opponent

- 424 Jeff George, vs. Minnesota, 1/16/00
- 341 Matt Hasselbeck, @ Seattle, 1/8/05
- 330 Danny White, @ Dallas, 12/26/83

Most Games, 300 or More Passing Yards, Career

- 4 Kurt Warner, 1998-2003
- 2 Marc Bulger, 2001-
- 1 Bob Waterfield, @ Cleveland, 12/24/50
- Jim Everett, @ Philadelphia, 1/7/90

Longest Pass Completion

- 82t Bob Waterfield (to Glenn Davis), @ Cleveland, 12/24/50
- 77t Kurt Warner (to Isaac Bruce), vs. Minnesota, 1/16/00
- 73t Norm Van Brocklin (to Tom Fears), vs. Cleveland, 12/23/51

- 73 James Harris (to Harold Jackson), @ Minnesota, 12/29/74
- 73t Kurt Warner (to Isaac Bruce), vs. Tennessee, 1/30/00 (SB XXXIV)

Longest Pass Completion, Opponent

- 83t Roger Staubach (to Drew Pearson), @ Dallas, 12/23/78
- 73t Terry Bradshaw (to John Stallworth), vs. Pittsburgh, 1/20/80 (SB XIV)
- 69t Jake Delhomme (to Steve Smith), vs. Carolina, 1/10/04

TOUCHDOWNS

Game

- 5 Kurt Warner, vs. Minnesota, 1/16/00
- 3 Bob Waterfield, vs. Chicago, 12/27/50
- Vince Ferragamo, @ Dallas, 12/26/83
- Kurt Warner, @ New Orleans, 12/30/00
- 2 Many times, last by Marc Bulger, @ Atlanta, 1/15/05

Game, Opponent

- 4 Otto Graham, @ Cleveland, 12/24/50
- Roger Staubach, vs. Dallas, 1/4/76
- Jeff George, vs. Minnesota, 1/16/00
- Aaron Brooks, @ New Orleans, 12/30/00
- 3 Danny White, @ Dallas, 12/28/80
- 2 Many times, last by Michael Vick, @ Atlanta, 1/15/05

Most Consecutive Games, Touchdown Pass

- 7 Kurt Warner, 1998-2003
- 4 Jim Everett, 1986-90
- 3 Norm Van Brocklin, 1951-55
- Pat Haden, 1976-78
- Vince Ferragamo, 1980-84

HAD INTERCEPTED

Game

- 6 Norm Van Brocklin, vs. Cleveland, 12/26/55
- 4 Bob Waterfield, @ Cleveland, 12/24/50
- 3 Many times, last by Marc Bulger, vs. Carolina, 1/10/04

Game, Opponent

- 6 Brett Favre, vs. Green Bay, 1/20/02
- 4 Bobby Layne, @ Detroit, 12/21/52
- 3 Many times, last by Danny White, vs. Dallas, 1/4/86

Most Consecutive Passes Attempted, None Intercepted

- 72 Kurt Warner, 2001
- 63 Kurt Warner, 1999
- 55 Norm Van Brocklin, 1949-55

Most Attempts, No Interceptions, Game

- 45 Kurt Warner, vs. Tennessee, 1/30/00 (SB XXXIV)
- 34 Jim Everett, @ Minnesota, 12/26/88
- 33 Kurt Warner, vs. Philadelphia, 1/27/02

Most Attempts, No Interceptions, Opponent

- 36 Steve McNair, vs. Tennessee, 1/30/00 (SB XXXIV)
- 35 Randall Cunningham, @ Philadelphia, 12/31/89
- 31 Phil Simms, vs. New York Giants, 12/23/84

TIMES SACKED

Game

- 5 Roman Gabriel, @ Green Bay, 12/23/67
- John Hadl, @ Dallas, 12/23/73
- Ron Jaworski, vs. Dallas, 1/4/76
- Marc Bulger, @ Seattle, 1/8/05
- 4 Vince Ferragamo, vs. Pittsburgh, 1/20/80 (SB XIV)
- Marc Bulger, @ Atlanta, 1/15/05
- 3 Many times, last by Kurt Warner, vs. New England, 2/3/02 (SB XXXVI)

Game, Opponent

- 7 Roger Staubach, @ Dallas, 12/23/73
- 5 Danny White, vs. Dallas, 1/4/86
- Wade Wilson, @ Minnesota, 12/26/88
- Shaun King, vs. Tampa Bay, 1/23/00

- 4 Many times, last by Jeff George, vs. Minnesota, 1/16/00

PASS RECEIVING

RECEPTIONS

Game

- 9 Tom Fears, @ Cleveland, 12/24/50
- Marshall Faulk, vs. Carolina, 1/10/04
- 8 Henry Ellard, @ New York Giants, 1/7/90
- Isaac Bruce, vs. Philadelphia, 1/27/02
- 7 10 times, last by Kevin Curtis, @ Atlanta, 1/15/05

Game, Opponent

- 12 Darrell Jackson, @ Seattle, 1/8/05
- 11 Dante Lavelli, @ Cleveland, 12/24/50
- 9 Tony Hill, @ Dallas, 12/26/83
- Keith Byars, @ Philadelphia, 12/31/89
- Randy Moss, vs. Minnesota, 1/16/00

Most Consecutive Games, Pass Reception

- 10 Henry Ellard, 1983-93
- Marshall Faulk, 1999-2006
- Torry Holt, 1999-2008
- 9 Isaac Bruce, 1994-2007
- 8 Lawrence McCutcheon, 1973-77

YARDS

Game

- 198 Tom Fears, vs. Chicago, 12/17/50
- 162 Isaac Bruce, vs. Tennessee, 1/30/00 (SB XXXIV)
- 139 Dante Lavelli, @ Cleveland, 12/23/51
- Harold Jackson, @ Minnesota, 12/29/74

Game, Opponent

- 188 Randy Moss, vs. Minnesota, 1/16/00
- 171 Charlie Brown, @ Washington, 1/1/84
- 163 Steve Smith, vs. Carolina, 1/10/04

Longest Pass Reception (All TDs unless noted)

- 82t Glenn Davis, @ Cleveland, 12/24/50
- 77t Isaac Bruce, vs. Minnesota, 1/16/00
- 73t Tom Fears, vs. Cleveland, 12/23/51
- 73 Harold Jackson, @ Minnesota, 12/29/74 (no TD)
- 73t Isaac Bruce, vs. Tennessee, 1/30/00 (SB XXXIV)

Longest Pass Reception, Opponent

- 83t Drew Pearson, @ Dallas, 12/23/73
- 73t John Stallworth, vs. Pittsburgh, 1/20/80 (SB XIV)
- 69t Steve Smith, vs. Carolina, 1/10/04

Most Games, 100 or More Yards, Career

- 4 Isaac Bruce, 1994-2007
- 3 Tom Fears, 1948-56
- 2 Harold Jackson, 1968, 73-77
- Torry Holt, 1999-2008
- Kevin Curtis, 2003-2006

AVERAGE GAIN

Game (3 receptions)

- 46.3 Tom Fears, vs. Cleveland, 12/23/51 (3-139)
- 46.3 Harold Jackson, @ Minnesota, 12/29/74 (3-139)
- 33.3 Isaac Bruce, vs. Minnesota, 1/16/00 (4-133)

Game, Opponent (3 receptions)

- 40.3 John Stallworth, vs. Pittsburgh, 1/20/80, (SB XIV) (3-121)
- 31.7 Steve Bagarus, vs. Washington, 12/16/45 (3-95)
- Dante Lavelli, vs. Cleveland, 12/26/55 (3-95)
- 28.5 Charlie Brown, @ Washington, 1/1/84 (6-171)

TOUCHDOWNS

Game

- 3 Tom Fears, vs. Chicago, 12/17/50
- 2 Willie Anderson, @ New York Giants, 1/7/90

Game, Opponent

- 3 Preston Pearson, vs. Dallas, 1/4/76
- Willie Jackson, @ New Orleans, 12/30/00

- 2 Dante Lavelli, @ Cleveland, 12/24/50
- Drew Pearson, @ Dallas, 12/23/73
- Art Monk, @ Washington, 1/1/84
- Randy Moss, vs. Minnesota, 1/16/00

Most Consecutive Games, Touchdown

- 2 Tom Fears, 1951-52
- Harold Jackson, 1974-75
- Harold Jackson, 1976-77
- Preston Dennard, 1983
- Isaac Bruce, 1999-2000
- Torry Holt, 2004

RUSHING-RECEIVING

ATTEMPTS

- Game**
- 40 Lawrence McCutcheon, vs. St. Louis, 12/22/74 (ru 37, re 3)
 - 35 Eric Dickerson, vs. Dallas, 1/4/86 (ru 34, re 1)
 - Marshall Faulk, vs. Philadelphia, 1/27/02 (ru 31, re 4)
 - 29 Wendell Tyler, @ Tampa Bay, 1/6/80 (ru 28, re 1)

YARDS

- Game**
- 247 Eric Dickerson, vs. Dallas, 1/4/86 (ru 248, re 1)
 - 210 Lawrence McCutcheon, vs. St. Louis, 12/22/74 (ru 202, re 8)
 - 172 Marshall Faulk, vs. Philadelphia, 1/27/02 (ru 159, re 13)

PUNTING

PUNTS

- Game**
- 11 Dale Hatcher, @ Chicago, 1/12/86
 - 9 Bob Waterfield, vs. Philadelphia, 12/18/49
 - 7 Many times, last by Dale Hatcher, @ San Francisco, 1/14/90

Game, Opponent

- 10 Maury Buford, @ Chicago, 1/11/86
- 8 Neil Clabo, vs. Minnesota, 12/26/77
- Tom Blanchard, @ Tampa Bay, 1/6/80
- Ken Walter, vs. New England, 2/3/02 (SB XXXVI)
- 7 Many times, last by Bucky Scribner, @ Minnesota, 12/26/88

Longest Punt

- 64 Dave Chapple, @ Dallas, 12/23/73
- 63 Dale Hatcher, @ Minnesota, 12/26/88
- 61 Bob Waterfield, @ Cleveland, 12/24/50

Longest Punt, Opponent

- 68 Horace Gillom, @ Cleveland, 12/24/50
- 57 Neil Clabo, vs. Minnesota, 12/26/77
- 55 Many times, last by Maury Buford, @ Chicago, 1/11/86

AVERAGE GROSS YARDS

Game (4 punts)

- 50.8 Norm Van Brocklin, @ Cleveland, 12/24/50 (4-203)
-) 48.2 Dale Hatcher, @ Minnesota, 12/26/88 (5-241)
- 45.8 Kevin Stemke, @ Atlanta, 1/15/05 (4-183)

Game, Opponent (4 punts)

- 47.6 Mitch Berger, vs. Minnesota, 1/16/00 (5-238)
- \ 46.9 Mike Saxon, vs. Dallas, 1/4/86 (7-328)
- 46.7 Marv Bateman, @ Dallas, 12/23/73 (7-327)

HAD BLOCKED

- Career**
- 3 Rusty Jackson, 1976
 - 1 Bob Waterfield, 1946-52

Glen Walker, 1977

Most Consecutive Punts, None Blocked

- 44 Dale Hatcher, 1985-89, 91
- 18 Bob Waterfield, 1946-52
- 17 John Misko, 1982-84
- John Baker, 2000-01

INSIDE 20

Career

- 14 Dale Hatcher, 1985-89, 91
- 6 John Baker, 2000-01
- 5 Bob Waterfield, 1946-52

Game

- 3 Five times, last by John Baker, vs. New England, 2/3/02 (SB XXXVI)
- 2 Many times, last by John Baker, vs. Green Bay, 1/20/02
- 1 Many times, last by Kevin Stemke, @ Seattle, 1/8/05

PUNT RETURNS

RETURNS

Game

- 6 Eddie Brown, @ Tampa Bay, 1/6/80
- 5 Jackie Wallace, vs. Minnesota, 12/31/78
- 4 Five times, last by Az-Zahir Hakim vs. Minnesota 1/16/00

Game, Opponent

- 6 George McAfee, vs. Chicago, 12/19/50
- 5 James Jones, @ Dallas, 12/28/80
- 4 Many times, last by Karl Williams, vs. Tampa Bay, 1/23/00

FAIR CATCHES

Career

- 7 Dre' Bly, 1999-2002
- 3 Dave Elmendorf, 1971-79
- 2 Many times, last by Az-Zahir Hakim, 1998-2001

Game

- 3 Dre' Bly, vs. Philadelphia, 1/27/02
- 2 Tom Kalmanir, vs. Cleveland, 12/23/50
- Verda (V.T.) Smith, vs. Cleveland, 12/23/50
- Ed Meador, @ Green Bay, 12/23/67
- Dave Elmendorf, vs. St. Louis, 12/27/75
- Dre' Bly, vs. Green Bay, 1/20/02
- Dre' Bly, vs. New England, 2/3/02 (SB XXXVI)

Game, Opponent

- 3 Willie Wood, @ Green Bay, 12/23/67
- Nick Giaquinto, @ Washington, 1/1/84
- Gordon Banks, vs. Dallas, 1/4/86
- 2 Chad Morton, @ New Orleans, 12/30/00

YARDS GAINED

Career

- 105 Az-Zahir Hakim, 1998-2001
- 97 Cullen Bryant, 1973-82, 87
- 94 Henry Ellard, 1983-93

Game

- 72 Az-Zahir Hakim, vs. Minnesota 1/16/00
- 71 Verda (V.T.) Smith, @ Detroit, 12/21/52
- Jackie Wallace, vs. Minnesota, 12/31/78
- 67 Eddie Brown, @ Tampa Bay, 1/6/80

Game, Opponent

- 152 Allen Rossum, @ Atlanta, 1/15/05
- 81 James Jones, @ Dallas, 12/28/80
- 68 George McAfee, vs. Chicago, 12/19/50

Longest Punt Return

65 Az-Zahir Hakim, @ New Orleans, 12/30/00
57t Verda (V.T.) Smith, @ Detroit, 12/21/52
37 Eddie Brown, @ Tampa Bay, 1/6/60

Longest Punt Return, Opponent

68 Allen Rossum, @ Atlanta, 1/15/05
48 Nick Giaquinto, @ Washington, 1/1/84
45 Allen Rossum, @ Atlanta, 1/15/05

AVERAGE YARDAGE

Game (3 returns)

19.7 Az-Zahir Hakim, @ New Orleans, 12/30/00 (3-59)
18.0 Az-Zahir Hakim, vs. Minnesota, 1/16/00 (4-72)
14.2 Jackie Wallace, vs. Minnesota, 12/31/78 (5-71)

Game, Opponent (3 returns)

50.7 Allen Rossum, @ Atlanta, 1/15/05 (3-152)
18.7 Nick Giaquinto, @ Washington, 1/1/84 (3-56)
16.2 James Jones, @ Dallas, 12/28/80 (5-81)

TOUCHDOWNS

Game

1 Verda (V.T.) Smith, @ Detroit, 12/21/52

Game, Opponent

1 Allen Rossum, @ Atlanta, 1/15/05

KICKOFF RETURNS

RETURNS

Game

7 Henry Ellard, @ Washington, 1/1/84
6 Aveion Cason, @ Atlanta, 1/15/05
5 Many times, last by Aveion Cason, @ Seattle, 1/8/05

Game, Opponent

7 Robert Tate, vs. Minnesota, 1/16/00
6 Brian Mitchell, vs. Philadelphia, 1/27/02
Maurice Morris, @ Seattle, 1/8/05
5 Ken Carpenter, vs. Cleveland, 12/23/51
Larry Anderson, vs. Pittsburgh, 1/20/80 (SB XIV)
Derrick Mason, vs. Tennessee 1/30/00 (SB XXXIV)
Rod Smart, vs. Carolina, 1/10/04

YARDS

Game

174 Tony Horne, vs. Minnesota, 1/16/00
129 Woodley Lewis, @ Detroit, 12/21/52
127 Woodley Lewis, vs. Cleveland, 12/26/55

Game, Opponent

162 Larry Anderson, vs. Pittsburgh, 1/20/80 (SB XIV)
151 Robert Tate, vs. Minnesota, 1/16/00
135 Ken Carpenter, vs. Cleveland, 12/23/51

Longest Kickoff Return

95t Tony Horne, vs. Minnesota, 1/16/00
46 Robert Delpino, @ San Francisco, 1/14/90
43 Woodley Lewis, vs. Cleveland, 12/26/55

Longest Kickoff Return, Opponent

67 Terry Metcalf, vs. St. Louis, 12/27/75
45 Larry Anderson, vs. Pittsburgh, 1/20/80
41 Brian Mitchell, vs. Philadelphia, 1/27/02

AVERAGE YARDAGE

Game (3 returns)

43.5 Tony Horne, vs. Minnesota, 1/16/00 (4-174)
31.8 Woodley Lewis, vs. Cleveland, 12/26/55 (4-127)
29.3 Ron Waller, vs. Cleveland, 12/26/55 (3-88)

Game, Opponent

35.0 Terry Metcalf, vs. St. Louis, 12/27/75 (3-105)
32.4 Larry Anderson, vs. Pittsburgh, 1/20/80 (5-162)
(SB XIV)
28.3 Patrick Pass, vs. New England, 2/3/02 (SB XXXVI)

TOUCHDOWNS

Game

1 Tony Horne, vs. Minnesota, 1/16/00

Game, Opponent

Never

INTERCEPTIONS BY

Game

2 Bill Simpson, vs. Minnesota, 12/31/78
Bill Simpson, vs. St. Louis, 12/27/75
Tommy Polley, vs. Green Bay, 1/20/02
Aeneas Williams, vs. Green Bay, 1/20/02
1 Many times, last by Travis Fisher, @ Seattle, 1/8/05

Game, Opponent

2 Many times, last by Sammy Knight, @ New Orleans, 12/30/00

1 Many times, last by Jason Webster, @ Atlanta, 1/15/05

Most Consecutive Games, Interception

2 Jack Reynolds, 1973
Bill Simpson, 1975-76
Monte Jackson, 1976
LeRoy Irvin, 1980-83
Aeneas Williams, 2001

YARDS GAINED

Game

94 LeRoy Irvin, @ Dallas, 12/26/83
83 Bill Simpson, vs. St. Louis, 12/27/75
59 Isiah Robertson, @ Dallas, 12/23/73

Game, Opponent

72 Darrell Green, @ Washington, 1/1/84
68 Thomas Henderson, vs. Dallas, 1/7/79
65 Don Paul, vs. Cleveland, 12/26/55

Longest Return (All TDs unless noted)

94 LeRoy Irvin, @ Dallas, 12/26/83
65t Bill Simpson, vs. St. Louis, 12/27/75
59t Isiah Robertson, @ Dallas, 12/23/73

Longest Return, Opponent

72t Darrell Green, @ Washington, 1/1/84
68t Thomas Henderson, vs. Dallas, 1/7/79
65t Don Paul, vs. Cleveland, 12/26/55

FUMBLES

OPPONENTS FUMBLES RECOVERED

Career

3 Fred Dryer, 1972-81
2 Chuck Lamson, 1965-67
Dave Elmendorf, 1971-79
Jack Youngblood, 1971-84

Game

2 Chuck Lamson, @ Green Bay, 12/23/67
Dave Elmendorf, @ Minnesota, 12/29/74
Leonard Little, vs. Philadelphia, 1/27/02

1 Many times, last by Tommy Polley, @ Atlanta, 1/15/05

Game, Opponent

2 Matt Blair, @ Minnesota, 12/26/76
1 Many times, last by Travis Hall, @ Atlanta, 1/15/05

Longest Fumble Return

22 Andy Robustelli, vs. Cleveland, 12/23/51
 10 Jack Youngblood, @ Minnesota, 12/26/76
 9 Fred Dryer, vs. St. Louis, 12/27/75

Longest Fumble Return, Opponent

52t Wilber Marshall, @ Chicago, 1/11/86
 21 Alvin Walton, @ Washington, 12/28/86
 19 Neal Olkewicz, @ Washington, 12/28/86

SACKS**TOTAL SACKS****Career**

8.5 Jack Youngblood, 1971-84
 7 Kevin Greene, 1985-92
 5 Leonard Little, 1998-

Game

3 Gary Jeter, vs. Dallas, 1/4/86
 Kevin Greene, @ Minnesota, 12/26/88
 2.5 Jack Youngblood, @ Dallas, 12/23/73
 2 Leonard Little, vs. Philadelphia, 1/27/02
 Brian Young, vs. Carolina, 1/10/04

Game, Opponent

3.5 Henry Jordan, @ Green Bay, 12/23/67
 2 Carl Eller, @ Minnesota, 12/26/76
 Lawrence Taylor, @ New York Giants, 1/7/90
 Chike Okeafor, @ Seattle, 1/8/05

BLOCKED KICKS**BLOCKED PUNTS****Game**

Never

Game, Opponent

2 Charlie Waters, @ Dallas, 12/19/76
 1 Leo Skladany, vs. Philadelphia, 12/18/49
 Matt Blair, @ Minnesota, 12/26/76
 Scott Studwell, @ Minnesota, 12/31/78

BLOCKED FIELD GOALS**Game**

1 Todd Lyght, vs. Tennessee, 1/30/00 (SB XXXIV)

Game, Opponent

1 Bill Willis, vs. Cleveland, 12/23/51
 1 Nate Allen, @ Minnesota, 12/26/76

TEAM PLAYOFF RECORDS



SCORING

Most Points

- 49 vs. Minnesota, 1/16/00 (Rams 49, Vikings 37)
- 45 vs. Green Bay, 1/20/02 (Rams 45, Packers 17)
- 35 vs. St. Louis, 12/27/75 (Rams 35, Cardinals 23)

Most Points, Opponent

- 51 @ Washington, 1/1/84 (Redskins 51, Rams 7)
- 47 @ Atlanta, 1/15/05 (Falcons 47, Rams 17)
- 38 vs. Cleveland, 12/26/55 (Browns 38, Rams 14)

Fewest Points

- 0 vs. Philadelphia, 12/18/49 (Eagles 14, Rams 0)
- vs. Dallas, 1/7/79 (Cowboys 28, Rams 0)
- @ Chicago, 1/12/86 (Bears 24, Rams 0)
- 3 @ San Francisco, 1/14/90 (49ers 30, Rams 3)
- 7 vs. Minnesota, 12/26/77 (Vikings 14, Rams 7)
- vs. Dallas, 1/4/76 (Cowboys 37, Rams 7)
- @ Green Bay, 12/23/67 (Packers 28, Rams 7)
- @ Washington, 1/1/84 (Redskins 51, Rams 7)

Fewest Points, Opponent

- 0 @ Tampa Bay, 1/6/80 (Rams 9, Buccaneers 0)
- vs. Dallas, 1/4/86 (Rams 20, Cowboys 0)
- 6 vs. Tampa Bay, 1/23/00 (Rams 11, Buccaneers 6)
- 7 @ Philadelphia, 12/31/89 (Rams 21, Eagles 7)

Most Decisive Win

- 28 vs. Green Bay, 1/20/02 (Rams 45, Packers 17)
- 24 vs. Minnesota, 12/31/78 (Rams 34, Vikings 10)
- 20 vs. Dallas, 1/4/86 (Rams 20, Cowboys 0)

Most Decisive Loss

- 44 @ Washington, 1/1/84 (Redskins 51, Rams 7)
- 30 vs. Dallas, 1/4/76 (Cowboys 37, Rams 7)
- @ Atlanta, 1/15/05 (Falcons 47, Rams 17)
- 28 vs. Dallas, 1/7/79 (Cowboys 28, Rams 0)

Most Points, Both Teams

- 86 vs. Minnesota, 1/16/00 (Rams 49, Vikings 37)
- 64 @ Atlanta, 1/15/05 (Falcons 47, Rams 17)
- 62 vs. Green Bay, 1/20/02 (Rams 45, Packers 17)

FIRST DOWNS

Most First Downs

- 26 vs. St. Louis, 12/27/75
- @ New York Giants, 1/7/90
- vs. New England, 2/3/02 (SB XXXVI)
- 25 vs. Minnesota, 12/31/78
- 23 vs. Tennessee, 1/30/00 (SB XXXIV)
- vs. Tampa Bay, 1/23/00
- vs. Minnesota, 1/16/00
- vs. Carolina, 1/10/04

Most First Downs, Opponent

- 29 @ Dallas, 12/28/80
- @ San Francisco, 1/14/90
- 27 vs. Minnesota, 1/16/00
- vs. Tennessee, 1/30/00 (SB XXXIV)
- 24 vs. Dallas, 1/4/76
- @ Dallas, 12/26/83
- vs. Carolina, 1/10/04
- @ Seattle, 1/8/05

Most First Downs, Both Teams

- 50 vs. Minnesota, 1/16/00 (Vikings 27, Rams 23)
- vs. Tennessee, 1/30/00 (SB XXXIV)
- (Titans 27, Rams 23)
- 48 vs. St. Louis, 12/27/75 (Cardinals 22, Rams 17)
- 47 vs. Carolina, 1/10/04 (Panthers 24, Rams 23)

Fewest First Downs

- 7 vs. Philadelphia, 12/18/49
- 9 vs. Dallas, 1/4/76
- @ Chicago, 1/12/86
- @ San Francisco, 1/14/90
- 11 @ Dallas, 12/23/73
- vs. Chicago, 12/17/50

Fewest First Downs, Opponent

- 7 @ Tampa Bay, 1/6/80
- 8 vs. Washington, 12/16/45
- 12 vs. Minnesota, 12/31/78
- vs. Tampa Bay, 1/23/00

Fewest First Downs, Both Teams

- 22 vs. Washington, 12/16/45 (Rams 14, Redskins 8)
- @ Chicago, 1/12/86 (Bears 13, Rams 9)
- 24 vs. Philadelphia, 12/18/49 (Rams 7, Eagles 17)
- 26 @ Dallas, 12/23/73 (Rams 11, Cowboys 15)

Most First Downs, Rushing

- 14 vs. St. Louis, 12/27/75
- @ Minnesota, 12/26/76
- 13 vs. Minnesota, 12/31/78
- @ Tampa Bay, 1/6/80
- 11 vs. Dallas, 1/4/86

Most First Downs, Rushing, Opponent

- 19 @ Dallas, 12/28/80
- 14 @ Atlanta, 1/15/05
- 12 vs. Philadelphia, 12/18/49
- vs. Chicago, 12/17/50
- @ San Francisco, 1/14/90
- vs. Tennessee, 1/30/00 (SB XXXIV)

Fewest First Downs, Rushing

- 0 vs. Philadelphia, 12/18/49
- @ San Francisco, 1/14/90
- 1 vs. Dallas, 1/4/76
- vs. Tennessee, 1/30/00 (SB XXXIV)
- @ New Orleans, 12/30/00
- 2 @ Green Bay, 12/23/67
- @ Washington, 1/1/84

Fewest First Downs, Rushing, Opponent

- 1 @ New Orleans, 12/30/00
- 2 vs. Minnesota, 12/31/78
- 3 vs. Washington, 12/16/45
- vs. Dallas, 1/4/86

Most First Downs, Passing

- 18 vs. Minnesota, 1/16/00
- vs. Tennessee, 1/30/00 (SB XXXIV)
- @ Philadelphia, 12/31/89
- 17 vs. Carolina, 1/10/04
- 16 @ New Orleans, 12/30/00
- vs. New England, 2/3/02 (SB XXXVI)

Most First Downs, Passing, Opponent

- 20 vs. Minnesota, 1/16/00
- @ Dallas, 12/26/83
- 16 vs. Cleveland, 12/23/51
- vs. St. Louis, 12/27/75
- @ San Francisco, 1/14/90
- @ Seattle, 1/8/05

Fewest First Downs, Passing

- 3 @ Dallas, 1/4/86
- @ Chicago, 1/12/86
- 4 vs. Washington, 12/16/45
- 5 @ Dallas, 12/23/73
- vs. New York Giants, 12/23/84

Fewest First Downs, Passing, Opponent

- 4 @ Tampa Bay, 1/6/80
vs. Washington, 12/16/45
vs. Philadelphia, 12/18/49
@ Dallas, 12/23/73
vs. Minnesota, 12/26/77
@ Atlanta, 1/15/05
- 5 @ Washington, 12/28/86
- 7 @ Minnesota, 12/29/74

Most First Downs, Penalty

- 4 vs. Tennessee, 1/30/00 (SB XXXIV)
@ Seattle, 1/8/05
- 3 @ Dallas, 12/19/76
@ Dallas, 12/26/83
vs. New England, 2/3/02 (SB XXXVI)
- 2 Many times, last vs. Minnesota, 1/16/00

Most First Downs, Penalty, Opponent

- 3 vs. New York Giants, 12/23/84
- 2 @ Minnesota, 12/29/74
@ Dallas, 1/7/79
@ New Orleans, 12/30/00
@ Seattle, 1/8/05

NET YARDS GAINED**Most Yards Gained**

- 448 @ New York Giants, 1/7/90
- 440 vs. St. Louis, 12/27/75
- 436 vs. Tennessee, 1/30/00 (SB XXXIV)

Most Yards Gained, Opponent

- 528 @ Dallas, 12/28/80
- 485 vs. Carolina, 1/10/04
- 476 vs. Minnesota, 1/16/00

Most Yards Gained, Both Teams

- 881 vs. Minnesota, 1/16/00 (Vikings 476, Rams 405)
- 865 vs. Carolina, 1/10/04 (Panthers, 485, Rams 380)
- 832 @ Cleveland, 12/24/50 (Rams 418, Browns 414)

Fewest Yards Gained

- 118 vs. Dallas, 1/4/76
- 119 vs. Philadelphia, 12/18/49
- 130 @ Chicago, 1/12/86

Fewest Yards Gained, Opponent

- 181 @ Tampa Bay, 1/6/80
- 189 vs. Minnesota, 12/26/77
- 192 vs. New York Giants

Fewest Yards Gained, Both Teams

- 362 @ Chicago, 1/12/86 (Bears 232, Rams 130)
- 406 vs. New York Giants, 12/23/84 (Giants 214, Rams 192)
- 456 vs. Minnesota, 12/26/77 (Rams 267, Vikings 189)

RUSHING**ATTEMPTS****Most Rushing Attempts**

- 53 @ Tampa Bay, 1/6/80
- 50 vs. St. Louis, 12/27/75
- 49 @ Dallas, 12/19/76

Most Rushing Attempts, Opponent

- 61 vs. Philadelphia, 12/18/49
- 50 vs. Dallas, 1/4/76
- 49 vs. Minnesota, 12/26/77

Fewest Rushing Attempts

- 10 @ San Francisco, 1/14/90
- 13 vs. Tennessee, 1/30/00 (SB XXXIV)
- 16 vs. Dallas, 1/4/76
@ Washington, 1/1/84
@ New Orleans, 12/30/00

Fewest Rushing Attempts, Opponent

- 16 vs. Minnesota, 12/31/78
- 18 vs. Dallas, 1/4/86
- 20 @ Dallas, 12/26/83

YARDS**Most Yards Gained Rushing**

- 269 vs. Dallas, 1/4/86
- 237 vs. St. Louis, 12/27/75
- 216 @ Tampa Bay, 1/6/80

Most Yards Gained Rushing, Opponents

- 338 @ Dallas, 12/28/80
- 327 @ Atlanta, 1/15/05
- 274 vs. Philadelphia, 12/18/49

Most Yards Gained Rushing, Both Teams

- 430 @ Dallas, 12/28/80 (Cowboys 338, Rams 92)
- 404 @ Atlanta, 1/15/05 (Falcons 327, Rams 77)
- 351 @ Minnesota, 12/26/76 (Rams 193, Vikings 158)

Fewest Yards Gained Rushing

- 21 vs. Philadelphia, 12/18/49
- 22 vs. Dallas, 1/4/76
- 26 @ San Francisco, 1/14/90

Fewest Yards Gained Rushing, Opponent

- 35 vs. Washington, 12/16/45
- 36 vs. Minnesota, 12/31/78
- 40 vs. New York Giants, 12/23/84

Fewest Yards Gained Rushing, Both Teams

- 84 @ New Orleans, 12/30/00 (Saints 50, Rams 34)
- 118 vs. Minnesota, 1/16/00 (Vikings 87, Rams 31)
- 128 vs. Tampa Bay, 1/23/00 (Buccaneers 77, Rams 51)

PASSING**ATTEMPTS****Most Passes Attempted**

- 46 vs. Carolina, 1/10/04
- 45 vs. Tennessee, 1/30/00 (SB XXXIV)
@ Minnesota, 12/26/88
- 44 @ New York Giants, 1/7/90
vs. New England, 2/3/02 (SB XXXVI)

Most Passes Attempted, Opponent

- 53 @ Dallas, 12/26/83
- 50 vs. Minnesota, 1/16/00
- 44 vs. Green Bay, 1/20/02

Most Passes Attempted, Both Teams

- 84 @ Dallas, 12/26/83 (Cowboys 53, Rams 31)
- 83 vs. Minnesota, 1/16/00 (Vikings 50, Rams 33)
- 81 vs. Tennessee, 1/30/00 (SB XXXIV) (Rams 45, Titans 36)

Fewest Passes Attempted

- 15 vs. New York Giants, 12/23/84
- 18 @ Washington, 12/28/86
- 21 @ Dallas, 12/30/79

Fewest Passes Attempted, Opponent

- 9 vs. Philadelphia, 12/18/49
- 10 vs. Minnesota, 12/26/77
- 16 @ Dallas, 12/23/73

Fewest Passes Attempted, Both Teams

- 36 vs. Philadelphia, 12/18/49 (Rams 27, Eagles 9)
- 40 @ Dallas, 12/23/73 (Rams 24, Cowboys 16)
- 42 vs. Minnesota, 12/26/77 (Rams 32, Vikings 10)

COMPLETIONS**Most Passes Completed**

- 28 vs. New England, 2/3/02 (SB XXXVI)
- 27 vs. Minnesota, 1/16/00
vs. Carolina, 1/10/04
- 25 vs. Tampa Bay, 1/23/00
@ New York Giants, 1/7/90

Most Passes Completed, Opponent

32 @ Dallas, 12/26/83
 29 vs. Minnesota, 1/16/00
 27 @ San Francisco, 1/14/90
 @ Seattle, 1/8/05

Most Passes Completed, Both Teams

56 vs. Minnesota, 1/16/00 (Vikings 29, Rams 27)
 48 @ Dallas, 12/26/83 (Cowboys 32, Rams 16)
 46 vs. Tennessee, 1/30/00 (SB XXXIV)
 (Rams 24, Titans 22)

Fewest Passes Completed

6 vs. Dallas, 1/4/86
 7 @ Dallas, 12/23/73
 9 @ Dallas, 12/30/79
 @ Minnesota, 12/26/76
 @ Washington, 12/28/86

Fewest Passes Completed, Opponent

5 vs. Philadelphia, 12/18/49
 vs. Minnesota, 12/26/77
 @ Tampa Bay, 1/6/80
 8 @ Dallas, 12/23/73
 9 vs. Washington, 12/16/45

Fewest Passes Completed, Both Teams

15 vs. Philadelphia, 12/18/49 (Rams 10, Eagles 5)
 15 @ Dallas, 12/23/73 (Cowboys 8, Rams 7)
 17 @ Tampa Bay, 1/6/80 (Rams 12, Buccaneers 5)

YARDS**Most Yards Gained, Passing**

407 vs. Tennessee, 1/30/00 (SB XXXIV)
 374 vs. Minnesota, 1/16/00
 350 @ New Orleans, 12/30/00

Most Yards Gained, Passing, Opponent

389 vs. Minnesota, 1/16/00
 332 @ Seattle, 1/8/05
 315 @ Washington, 1/1/84

Most Yards Gained, Passing, Both Teams

763 vs. Minnesota, 1/16/00 (Vikings 389, Rams 374)
 626 @ Seattle, 1/8/05 (Seahawks 332, Rams 294)
 615 vs. Tennessee, 1/30/00 (SB XXXIV) (Rams 407,
 Titans 208)

Fewest Yards Gained, Passing

47 vs. Dallas, 1/4/86
 66 @ Chicago, 1/12/86
 96 vs. Dallas, 1/4/76

Fewest Yards Gained, Passing, Opponent

42 vs. Minnesota, 12/26/77
 68 vs. Philadelphia, 12/18/49
 70 @ Atlanta, 1/15/05

Fewest Yards Gained, Passing, Both Teams

163 vs. Minnesota, 12/26/77 (Rams 118, Vikings 49)
 166 vs. Philadelphia, 12/18/49 (Rams 98, Eagles 68)
 185 @ Chicago, 1/12/86 (Bears 144, Rams 41)

SACKS**TOTAL SACKS****Most Sacks**

7 @ Dallas, 12/23/73
 5 vs. Cleveland, 12/23/51
 vs. Dallas, 1/4/86
 @ Minnesota, 12/26/88
 vs. Tampa Bay, 1/23/00
 4 Many times, last vs. Minnesota, 1/16/00

Most Sacks, Opponent

5 @ Green Bay, 12/23/67
 @ Dallas, 12/23/73

vs. Dallas, 1/4/76

@ Seattle, 1/8/05

4 @ Pittsburgh, 1/20/80

@ Atlanta, 1/15/05

3 Many times, last @ Chicago, 1/12/86

SACK YARDAGE**Most Sack Yardage**

52 vs. Chicago, 12/17/50
 47 vs. Cleveland, 12/23/51
 44 @ Dallas, 12/23/73

Most Sack Yardage, Opponent

51 vs. Dallas, 1/4/76
 44 @ Green Bay, 12/23/67
 42 vs. Pittsburgh, 1/20/80

INTERCEPTIONS**TOTAL INTERCEPTIONS****Most Interceptions**

6 vs. Green Bay, 1/20/02
 4 @ Detroit, 12/21/52
 3 Many times, last @ Dallas, 1/4/86

Most Interceptions, Opponent

7 vs. Cleveland, 12/26/55
 5 @ Cleveland, 12/24/50
 5 vs. Dallas, 1/7/79

YARDS**Most Yards**

161 vs. Green Bay, 1/20/02
 130 vs. St. Louis, 12/27/75
 111 @ Dallas, 12/26/83

Most Yards, Opponent

123 vs. Dallas, 1/7/79
 103 vs. Cleveland, 12/26/55
 77 vs. New England, 2/3/02 (SB XXXVI)

PUNTING**TOTAL PUNTS****Most Punts**

11 @ Chicago, 1/12/86
 10 vs. Chicago, 12/17/50
 9 vs. Philadelphia, 12/18/49
 @ Dallas, 12/19/76

Most Punts, Opponent

9 @ Philadelphia, 12/31/89
 8 Many times, last vs. New England, 2/3/02 (SB XXXVI)
 6 @ New Orleans, 12/30/00

Fewest Punts

1 vs. Carolina, 1/10/04
 2 vs. Tennessee, 1/30/00 (SB XXXIV)
 3 @ Minnesota, 12/27/69
 @ Washington, 12/28/86
 vs. Minnesota, 1/16/00
 vs. Philadelphia, 1/27/02
 @ Seattle, 1/8/05

Fewest Punts, Opponent

2 Many times, last @ Atlanta, 1/15/05
 3 Many times, last @ Seattle, 1/8/05
 4 Many times, last vs. Philadelphia, 1/27/02

AVERAGE YARDAGE**Highest Average Yardage (4 punts)**

50.8 @ Cleveland, 12/24/50
 48.2 @ Minnesota, 12/26/88
 45.8 @ Atlanta, 1/15/05

Highest Average Distance, Opponent (4 punts)

47.6 vs. Minnesota, 1/16/00
 46.9 vs. Dallas, 1/4/86
 46.7 @ Dallas, 12/23/73

PUNT RETURNS**TOTAL RETURNS****Most Punt Returns**

7 @ Minnesota, 12/26/76
 6 vs. Minnesota, 12/31/78
 @ Tampa Bay, 1/6/80
 5 Five times, last vs. Minnesota, 12/26/88

Most Punt Returns, Opponent

7 vs. Chicago, 12/24/50
 5 @ Dallas, 12/28/80
 4 vs. Dallas, 1/7/79
 @ Dallas, 12/19/76
 vs. Dallas, 1/4/76
 @ Minnesota, 12/29/74
 vs. Pittsburgh, 1/20/80 (SB XIV)

YARDS GAINED**Most Yards, Punt Returns**

82 vs. Minnesota, 12/31/78
 76 @ Detroit, 12/21/52
 72 vs. Minnesota, 1/16/00

Most Yards, Punt Returns, Opponent

152 @ Atlanta, 1/15/05
 82 vs. Chicago, 12/24/50
 81 @ Dallas, 12/28/80

KICKOFF RETURNS**TOTAL RETURNS****Most Kickoff Returns**

10 @ Washington, 1/1/84
 8 vs. Dallas, 1/4/76
 7 vs. Cleveland, 12/26/55
 @ Atlanta, 1/15/05

Most Kickoff Returns, Opponent

8 vs. Minnesota, 1/16/00
 7 vs. St. Louis, 12/27/75
 vs. Green Bay, 1/20/02
 vs. Philadelphia, 1/27/02
 6 @ Minnesota, 12/27/69
 vs. Minnesota, 12/31/78
 vs. Carolina 1/10/04
 @ Seattle, 1/8/05

YARDS GAINED**Most Yards, Kickoff Returns**

215 vs. Cleveland, 12/26/55
 174 vs. Minnesota, 1/16/00
 167 vs. Dallas, 1/4/76

Most Yards, Kickoff Returns, Opponent

188 vs. St. Louis, 12/27/75
 174 vs. Minnesota, 1/16/00
 162 vs. Pittsburgh, 1/20/80 (SB XIV)

FUMBLES**TOTAL FUMBLES****Most Fumbles**

5 vs. St. Louis, 12/27/75
 4 @ Minnesota, 12/26/76
 @ Chicago, 1/12/86
 @ Washington, 12/28/86
 3 Many times, last @ New Orleans, 12/30/00

Most Fumbles, Opponent

6 @ Philadelphia, 12/31/89
 5 @ Minnesota, 12/29/79

4 vs. Cleveland, 12/23/51
 @ New Orleans, 12/30/00

FUMBLES LOST**Most Fumbles Lost**

4 @ Washington, 12/28/86
 3 @ Minnesota, 12/29/74
 vs. St. Louis, 12/27/75
 2 Many times, last @ New Orleans, 12/30/00

Most Fumbles Lost, Opponent

3 @ Cleveland, 12/24/50
 @ Green Bay, 12/23/67
 vs. Washington, 12/22/74
 vs. Dallas, 1/4/86
 2 Many times, last vs. Minnesota, 1/16/00

PENALTIES**TOTAL FUMBLES****Most Penalties**

10 vs. New York Giants, 12/23/84
 @ Minnesota, 12/26/88
 vs. Minnesota, 1/16/00
 9 @ New Orleans, 12/30/00
 8 vs. Tennessee, 1/30/00 (Super Bowl XXXIV)
 @ Washington, 12/28/86
 @ Dallas, 12/19/76
 vs. Chicago Bears, 12/17/50

Most Penalties, Opponent

13 vs. Carolina, 1/10/04
 11 @ Dallas, 12/28/80
 10 vs. Dallas, 1/7/79
 vs. Minnesota, 1/16/00

Fewest Penalties

1 @ Philadelphia, 12/31/89
 2 Many times, last @ San Francisco, 1/14/90
 3 @ Tampa Bay, 1/16/80
 @ Minnesota, 12/26/76
 @ Green Bay, 12/23/67

Fewest Penalties, Opponent

1 vs. Washington, 12/22/74
 vs. Minnesota, 12/31/78
 @ Minnesota, 12/29/74
 vs. Philadelphia, 1/27/02
 3 vs. Green Bay, 1/20/02
 vs. Tampa Bay, 1/23/00
 @ San Francisco, 1/14/90
 @ Cleveland, 12/24/50

YARDS PENALIZED**Most Yards Penalized**

94 @ Dallas, 12/19/76
 78 @ Washington, 12/28/86
 75 vs. New York Giants, 12/23/84

Most Yards Penalized, Opponent

92 vs. Carolina, 1/10/04
 85 vs. Dallas, 1/7/79
 81 vs. New York Giants, 12/23/84

Fewest Yards Penalized

5 @ Philadelphia, 12/31/89
 10 @ San Francisco, 1/14/90
 26 vs. Pittsburgh, 1/20/80 (SB XIV)

Fewest Yards Penalized, Opponent

12 vs. Minnesota, 12/31/78
 15 vs. Philadelphia, 1/27/02
 20 @ Minnesota, 12/29/74
 vs. Green Bay, 1/20/02

INDIVIDUAL SUPER BOWL RECORDS



SCORING

POINTS

Most Points, Game

- 9 Jeff Wilkins, vs. Tennessee, 1/30/00
- 6 Ron Smith, vs. Pittsburgh, 1/20/80
- Cullen Bryant, vs. Pittsburgh, 1/20/80
- Frank Corral, vs. Pittsburgh, 1/20/80
- Torry Holt, vs. Tennessee, 1/30/00
- Isaac Bruce, vs. Tennessee, 1/30/00
- Kurt Warner, vs. New England, 2/3/02
- Ricky Proehl, vs. New England, 2/3/02

Game, Opponent

- 12 Franco Harris, vs. Pittsburgh, 1/20/80
- Eddie George, vs. Tennessee, 1/30/00
- 6 Ty Law, vs. New England, 2/3/02
- David Patten, vs. New England, 2/3/02 00

TOUCHDOWNS

Game

- 1 Ron Smith, vs. Pittsburgh, 1/20/80
- Cullen Bryant, vs. Pittsburgh, 1/20/80
- Torry Holt, vs. Tennessee, 1/30/00
- Isaac Bruce, vs. Tennessee, 1/30/00
- Kurt Warner, vs. New England, 2/3/02
- Ricky Proehl, vs. New England, 2/3/02

Game, Opponent

- 2 Franco Harris, vs. Pittsburgh, 1/20/80
- Eddie George, vs. Tennessee, 1/30/00
- 1 Ty Law, vs. New England, 2/3/02
- David Patten, vs. New England, 2/3/02

POINTS AFTER TOUCHDOWNS

Most Attempted, Game

- 2 Jeff Wilkins, vs. Tennessee, 1/30/00
- Jeff Wilkins, vs. New England, 2/3/02
- 1 Frank Corral, vs. Pittsburgh, 1/20/80

Most Made, Game

- 2 Jeff Wilkins, vs. Tennessee, 1/30/00
- Jeff Wilkins, vs. New England, 2/3/02
- 1 Frank Corral, vs. Pittsburgh, 1/20/80

Made, Opponent

- 4 Matt Bahr, vs. Pittsburgh, 1/20/80
- 2 Adam Vinatieri, vs. New England, 2/3/02
- 1 Al Del Greco, vs. Tennessee, 1/30/00

FIELD GOALS

Most Attempted, Game

- 4 Jeff Wilkins, vs. Tennessee, 1/30/00
- 2 Jeff Wilkins, vs. New England, 2/3/02
- Frank Corral vs. Pittsburgh, 1/20/80

Most Attempted, Opponent, Game

- 3 Al Del Greco, vs. Tennessee, 1/30/00
- 2 Adam Vinatieri, vs. New England, 2/3/02
- 1 Matt Bahr, vs. Pittsburgh, 1/20/80

Most Made, Game

- 3 Jeff Wilkins, vs. Tennessee, 1/30/00
- 2 Frank Corral, vs. Pittsburgh, 1/20/80
- 1 Jeff Wilkins, vs. New England, 2/3/02

Most Made, Opponent, Game

- 2 Adam Vinatieri, vs. New England, 2/3/02
- 1 Al Del Greco, vs. Tennessee, 1/30/00
- Matt Bahr, vs. Pittsburgh, 1/20/80

Most Consecutive Field Goals Made

- 2 Jeff Wilkins, vs. Tennessee, 1/30/00
- Frank Corral, vs. Pittsburgh, 1/20/80

Most Consecutive Games Made

- 2 Jeff Wilkins, vs. Tennessee, 1/30/00
- 1 Frank Corral, vs. Pittsburgh, 1/20/80

Longest Field Goal

- 50 Jeff Wilkins, vs. New England, 2/3/02
- 45 Frank Corral, vs. Pittsburgh, 1/20/80
- 31 Frank Corral, vs. Pittsburgh, 1/20/80

Longest Field Goal, Opponent

- 48 Adam Vinatieri, vs. New England, 2/3/02
- 43 Al Del Greco, vs. Tennessee, 1/30/00
- 41 Matt Bahr, vs. Pittsburgh, 1/20/80

RUSHING

ATTEMPTS

Game

- 17 Wendell Tyler, vs. Pittsburgh, 1/20/80
- Marshall Faulk, vs. New England, 2/3/02
- 10 Marshall Faulk, vs. Tennessee, 1/30/00
- 6 Cullen Bryant, vs. Pittsburgh, 1/20/80

Opponent, Game

- 28 Eddie George, vs. Tennessee, 1/30/00
- 20 Franco Harris, vs. Pittsburgh, 1/20/80
- 18 Antowain Smith, vs. New England, 2/3/02

YARDS GAINED

Game

- 76 Marshall Faulk, vs. New England, 2/3/02
- 60 Wendell Tyler, vs. Pittsburgh, 1/20/80
- 30 Cullen Bryant, vs. Pittsburgh, 1/20/80

Game, Opponent

- 95 Eddie George, vs. Tennessee, 1/30/00
- 92 Antowain Smith, vs. New England, 2/3/02
- 64 Steve McNair, vs. Tennessee, 1/30/00

Longest Run

- 39 Wendell Tyler, vs. Pittsburgh, 1/20/80
- 15 Marshall Faulk, vs. New England, 2/3/02
- 14 Cullen Bryant, vs. Pittsburgh, 1/20/80

Longest Run, Opponent

- 23 Steve McNair, vs. Tennessee, 1/30/00
- 22 David Patten, vs. New England, 2/3/02
- 17 Antowain Smith, vs. New England, 2/3/02

AVERAGE GAIN

Game (10 attempts)

- 3.50 Wendell Tyler, vs. Pittsburgh, 1/20/80
- 1.70 Marshall Faulk, vs. Tennessee, 1/30/00

TOUCHDOWNS

Game

- 1 Cullen Bryant, vs. Pittsburgh, 1/20/80
- Kurt Warner, vs. New England, 2/3/02

Game, Opponent

- 2 Franco Harris, vs. Pittsburgh, 1/20/80
- Eddie George, vs. Tennessee, 1/30/00

PASSING

ATTEMPTS

Game	
45	Kurt Warner, vs. Tennessee, 1/30/00
44	Kurt Warner, vs. New England, 2/3/02
25	Vince Ferragamo, vs. Pittsburgh, 1/20/80

Game, Opponent

36	Steve McNair, vs. Tennessee, 1/30/00
27	Tom Brady, vs. New England, 2/3/02
21	Terry Bradshaw, Pittsburgh, 1/20/80

COMPLETIONS

Game	
28	Kurt Warner, vs. New England, 2/3/02
24	Kurt Warner, vs. Tennessee, 1/30/00
15	Vince Ferragamo, vs. Pittsburgh, 1/20/80

Game, Opponent

22	Steve McNair, Tennessee, 1/30/00
16	Tom Brady, vs. New England, 2/3/02
14	Terry Bradshaw, Pittsburgh, 1/20/80

COMPLETION PERCENTAGE

Game (20 attempts)	
63.6	Kurt Warner, vs. New England, 2/3/02 (28 of 44)
60.0	Vince Ferragamo, vs. Pittsburgh, 1/20/80 (15 of 25)
53.3	Kurt Warner, vs. Tennessee, 1/30/00 (24 of 45)

Game, Opponent (20 attempts)

66.7	Terry Bradshaw, vs. Pittsburgh, 1/20/80 (14 of 21)
61.1	Steve McNair, vs. Tennessee, 1/30/00 (22 of 36)
59.3	Tom Brady, vs. New England, 2/3/02 (16 of 27)

YARDS GAINED

Game	
414	Kurt Warner, vs. Tennessee, 1/30/00
365	Kurt Warner, vs. New England, 2/3/02
212	Vince Ferragamo, vs. Pittsburgh, 1/20/80

Game, Opponent

309	Terry Bradshaw, Pittsburgh, 1/20/80
214	Steve McNair, Tennessee, 1/30/00
145	Tom Brady, vs. New England, 2/3/02

Longest Pass Completion (All TDs unless noted)

73t	Kurt Warner (to Isaac Bruce), vs. Tennessee, 1/30/00
52	Kurt Warner (to Marshall Faulk), vs. Tennessee, 1/30/00
50	Vince Ferragamo (to Billy Waddy), vs. Pittsburgh, 1/20/80

Longest Pass Completion, Opponent (All TDs unless noted)

73t	Terry Bradshaw, (to John Stallworth), Pittsburgh, 1/20/80
47t	Terry Bradshaw, (to Lynn Swann), Pittsburgh, 1/20/80
45	Terry Bradshaw (to John Stallworth), Pittsburgh, 1/20/80

TOUCHDOWNS

Game	
2	Kurt Warner, vs. Tennessee, 1/30/00
1	Lawrence McCutcheon, vs. Pittsburgh, 1/20/80
1	Kurt Warner, vs. New England, 2/3/02

Game, Opponent

2	Terry Bradshaw, vs. Pittsburgh, 1/20/80
1	Tom Brady, vs. New England, 2/3/02

HAD INTERCEPTED

Game	
2	Kurt Warner, vs. New England, 2/3/02
1	Vince Ferragamo, vs. Pittsburgh, 1/20/80

Game, Opponent

3	Terry Bradshaw, Pittsburgh, 1/20/80
---	-------------------------------------

Most Attempts, No Interceptions, Game

45	Kurt Warner, vs. Tennessee, 1/30/00
----	-------------------------------------

Most Attempts, No Interceptions, Opponent

36	Steve McNair, vs. Tennessee, 1/30/00
27	Tom Brady, vs. New England, 2/3/02

TIMES SACKED

Game	
4	Vince Ferragamo, vs. Pittsburgh 1/20/80
3	Kurt Warner, vs. New England, 2/3/02
1	Kurt Warner, vs. Tennessee, 1/30/00

Game, Opponent

1	Steve McNair, Tennessee, 1/30/00
	Tom Brady, vs. New England, 2/3/02
	Kevin Faulk, vs. New England, 2/3/02

PASS RECEIVING

RECEPTIONS

Game	
7	Torry Holt, vs. Tennessee, 1/30/00
6	Isaac Bruce, vs. Tennessee, 1/30/00
5	Marshall Faulk, vs. Tennessee, 1/30/00
	Isaac Bruce, vs. New England, 2/3/02
	Az-Zahir Hakim, vs. New England, 2/3/02
	Torry Holt, vs. New England, 2/3/02

Game, Opponent

7	Jackie Harris, Tennessee, 1/30/00
6	Troy Brown, vs. New England, 2/3/02
5	Frank Wycheck, Tennessee, 1/30/00
	Lynn Swann, Pittsburgh, 1/20/80

YARDS

Game	
162	Isaac Bruce, vs. Tennessee, 1/30/00
109	Torry Holt, vs. Tennessee, 1/30/00
90	Marshall Faulk, vs. Tennessee, 1/30/00
	Az-Zahir Hakim, vs. New England, 2/3/02

Game, Opponent

121	Lance Stallworth, vs. Pittsburgh, 1/20/80
89	Troy Brown, vs. New England, 2/3/02
79	Lynn Swann, vs. Pittsburgh, 1/20/80

Longest Pass Reception (All TDs unless noted)

73t	Isaac Bruce, vs. Tennessee, 1/30/00
52	Marshall Faulk, vs. Tennessee, 1/30/00
50	Billy Waddy, vs. Pittsburgh, 1/20/80

Longest Pass Reception, Opponent

73t	John Stallworth, vs. Pittsburgh, 1/20/80
47t	Lynn Swann, vs. Pittsburgh, 1/20/80
45t	John Stallworth, vs. Pittsburgh, 1/20/80

AVERAGE GAIN

Game (3 receptions)	
27.0	Isaac Bruce, vs. Tennessee, 1/30/00 (6-162)
23.7	Ricky Proehl, vs. New England, 2/3/02 (3-71)
18.0	Marshall Faulk, vs. Tennessee, 1/30/00 (5-90)
	Az-Zahir Hakim, vs. New England, 2/3/02 (5-90)

TOUCHDOWNS

Game	
1	Ron Smith, vs. Pittsburgh, 1/20/80 Torry Holt, vs. Tennessee, 1/30/00 Isaac Bruce, vs. Tennessee, 1/30/00 Ricky Proehl, vs. New England, 2/3/02

Game, Opponent

1	Lynn Swann, vs. Pittsburgh, 1/20/80 Lance Stallworth, vs. Pittsburgh, 1/20/80 David Patten, vs. New England, 2/3/02
---	---

RUSHING-RECEIVING

ATTEMPTS

Game	
21	Marshall Faulk, vs. New England, 2/3/02
20	Wendell Tyler, vs. Pittsburgh, 1/20/80
15	Marshall Faulk, vs. Tennessee, 1/30/00

YARDS

Game	
130	Marshall Faulk, vs. New England, 2/3/02
117	Marshall Faulk, vs. Tennessee, 1/30/00
80	Wendell Tyler, vs. Pittsburgh, 1/20/80

PUNTING

PUNTS

Game	
5	Ken Clark, vs. Pittsburgh, 1/20/80
4	John Baker, vs. New England, 2/3/02
2	Mike Horan, vs. Tennessee, 1/30/00

Game, Opponent

8	Ken Walter, vs. New England, 2/3/02
3	Craig Hentrich, Tennessee, 1/30/00
2	Craig Colquitt, Pittsburgh, 1/20/80

Longest Punt

59	Ken Clark, vs. Pittsburgh, 1/20/80
49	John Baker, vs. New England, 2/3/02
47	Mike Horan, vs. Tennessee, 1/30/00

Longest Punt, Opponent

53	Ken Walter, vs. New England, 2/3/02
50	Craig Colquitt, vs. Pittsburgh, 1/20/80
49	Craig Hentrich, vs. Tennessee, 1/30/00

AVERAGE GROSS YARDS

Game (3 punts)

44.0	Ken Clark, vs. Pittsburgh, 1/20/80 (5-220)
39.8	John Baker, vs. New England, 2/3/02 (4-159)

Game, Opponent (3 punts)

43.1	Ken Walter, vs. New England, 2/3/02 (8-345)
43.0	Craig Hentrich, vs. Tennessee, 1/30/00

HAD BLOCKED

Most Consecutive Punts, None Blocked

5	Ken Clark, vs. Pittsburgh, 1/20/80
4	John Baker, vs. New England, 2/3/02
2	Mike Horan, vs. Tennessee, 1/30/80

INSIDE 20

Game	
3	John Baker, vs. New England, 2/3/02

PUNT RETURNS

RETURNS

Game	
3	Dre' Bly, vs. New England, 2/3/02
2	Az-Zahir Hakim, vs. Tennessee, 1/30/00
1	Eddie Brown, vs. Pittsburgh, 1/20/80

Game, Opponent

2	Theo Bell, vs. Pittsburgh, 1/20/80 Jim Smith, vs. Pittsburgh, 1/20/80
1	Derrick Mason, vs. Tennessee, 1/30/00 Troy Brown, vs. New England, 2/3/02

FAIR CATCHES

Game	
2	Dre' Bly, vs. New England, 2/3/02

Game, Opponent

1	Troy Brown, vs. New England, 2/3/02
---	-------------------------------------

YARDS GAINED

Game	
8	Az-Zahir Hakim, vs. Tennessee, 1/30/00
6	Dre' Bly, vs. New England, 2/3/02
4	Eddie Brown, vs. Pittsburgh, 1/20/80

Game, Opponent

17	Theo Bell, Pittsburgh, 1/20/80
14	Jim Smith, Pittsburgh, 1/20/80
4	Troy Brown, vs. New England, 2/3/02

Longest Punt Return

10	Az-Zahir Hakim, vs. Tennessee, 1/30/00
7	Dre' Bly, vs. New England, 2/3/02
4	Eddie Brown, vs. Pittsburgh, 1/30/00

Longest Punt Return, Opponent

11	Theo Bell, Pittsburgh, 1/20/80
7	Jim Smith, Pittsburgh, 1/20/80
4	Troy Brown, vs. New England, 2/3/02

AVERAGE YARDAGE

Game (2 returns)

4.0	Az-Zahir Hakim, vs. Tennessee, 1/30/00
2.0	Dre' Bly, vs. New England, 2/3/02

Game, Opponent (3 returns)

8.5	Theo Bell, Pittsburgh, 1/20/80
7.0	Jim Smith, Pittsburgh, 1/20/80

KICKOFF RETURNS

RETURNS

Game	
4	Tony Horne, vs. Tennessee, 1/30/00
3	Eddie Hill, vs. Pittsburgh, 1/20/80 Yo Murphy, vs. New England, 2/3/02

Game, Opponent

5	Derrick Mason, vs. Tennessee, 1/30/00 Larry Anderson, vs. Pittsburgh, 1/20/80
3	Patrick Pass, vs. New England, 2/3/02

YARDS

Game	
81	Yo Murphy, vs. New England, 2/3/02
55	Tony Horne, vs. Tennessee, 1/30/00
47	Eddie Hill, vs. Pittsburgh, 1/20/80

Game, Opponent

162 Larry Anderson, vs. Pittsburgh, 1/20/80
122 Derrick Mason, vs. Tennessee, 1/30/00
85 Patrick Pass, vs. New England, 2/3/02

Longest Kickoff Return

38 Yo Murphy, vs. New England, 2/3/02
27 Eddie Hill, vs. Pittsburgh, 1/20/80
25 Tony Horne, vs. Tennessee, 1/30/00

Longest Kickoff Return, Opponent

45 Larry Anderson, vs. Pittsburgh, 1/20/80
35 Derrick Mason, vs. Tennessee, 1/30/00
Patrick Pass, vs. New England, 2/3/02

AVERAGE YARDAGE

Game (3 returns)

15.6 Eddie Hill, vs. Pittsburgh, 1/20/80 (3-47)
13.8 Tony Horne, vs. Tennessee, 1/30/00 (4-55)

Game, Opponent

32.4 Larry Anderson, vs. Pittsburgh, 1/20/80 (5-162)
24.4 Derrick Mason, vs. Tennessee, 1/30/00 (5-122)

INTERCEPTIONS BY

Game

1 Dave Elmendorf, vs. Pittsburgh, 1/20/80
Eddie Brown, vs. Pittsburgh, 1/20/80
Rod Perry, vs. Pittsburgh, 1/20/80

Game, Opponent

1 Jack Lambert, Pittsburgh, 1/20/80
Ty Law, vs. New England, 2/3/02
Otis Smith, vs. New England, 2/3/02

YARDS GAINED

Game

10 Dave Elmendorf, vs. Pittsburgh, 1/20/80
6 Eddie Brown, vs. Pittsburgh, 1/20/80

Game, Opponent

47 Ty Law, vs. New England, 2/3/02
30 Otis Smith, vs. New England, 2/3/02
16 Jack Lambert, vs. Pittsburgh, 1/20/80

Longest Return

10 Dave Elmendorf, vs. Pittsburgh, 1/20/80
6 Eddie Brown, vs. Pittsburgh, 1/20/80

Longest Return, Opponent

47t Ty Law, New England, 2/3/02
30 Otis Smith, New England, 2/3/02
16 Jack Lambert, vs. Pittsburgh, 1/20/80

FUMBLES

OPPONENTS FUMBLES RECOVERED

Game, Opponent

1 Terrell Buckley vs. New England, 2/3/02

Longest Fumble Return

None

Longest Fumble Return, Opponent

15 Terrell Buckley vs. New England, 2/3/02

SACKS

TOTAL SACKS

Game

1 Leonard Little, vs. New England, 2/3/02
Grant Wistrom, vs. New England, 2/3/02
Kevin Carter, vs. Tennessee, 1/30/00

Game, Opponent

1 Willie McGinest, vs. New England, 2/3/02
Richard Seymour, vs. New England, 2/3/02
Bobby Hamilton, vs. New England, 2/3/02
Jason Fisk, Tennessee, 1/30/00
J.T. Thomas, Pittsburgh, 1/20/80
Robin Cole, Pittsburgh, 1/20/80
Steve Furness, Pittsburgh, 1/20/80
John Banaszak, Pittsburgh, 1/20/80

BLOCKED KICKS

BLOCKED FIELD GOALS

Game

1 Todd Lyght, vs. Tennessee, 1/30/00

TEAM SUPER BOWL RECORDS



SCORING

Most Points

- 23 vs. Tennessee, 1/30/00 (Rams 23, Titans 16)
- 19 vs. Pittsburgh, 1/20/80 (Steelers 31, Rams 19)
- 17 vs. New England, 2/3/02 (Patriots 20, Rams 17)

Most Points, Opponent

- 31 vs. Pittsburgh, 1/20/80 (Steelers 31, Rams 19)
- 20 vs. New England, 2/3/02 (Patriots 20, Rams 17)
- 16 Tennessee, 1/30/00 (Rams 23, Titans 16)

Fewest Points

- 17 vs. New England, 2/3/02 (Patriots 20, Rams 17)
- 19 vs. Pittsburgh, 1/20/80 (Steelers 31, Rams 19)
- 23 vs. Tennessee, 1/30/00 (Rams 23, Titans 16)

Fewest Points, Opponent

- 16 vs. Tennessee, 1/30/00 (Rams, 23, Titans 16)
- 20 vs. New England, 2/3/02 (Patriots 20, Rams 17)
- 31 vs. Pittsburgh, 1/20/80 (Steelers 31, Rams 19)

Most Decisive Win

- 7 vs. Tennessee, 1/30/00 (Rams 23, Titans 16)

Most Decisive Loss

- 3 vs. New England, 2/3/02 (Patriots 20, Rams 17)
- 12 vs. Pittsburgh, 1/20/80 (Steelers 31, Rams 19)

Most Points, Both Teams

- 50 vs. Pittsburgh, 1/20/80 (Steelers 31, Rams 19)
- 39 vs. Tennessee, 1/30/00 (Rams 23, Titans 16)
- 37 vs. New England, 2/3/02 (Patriots 20, Rams 17)

FIRST DOWNS

Most First Downs

- 26 vs. New England, 2/3/02
- 23 vs. Tennessee, 1/30/00
- 16 vs. Pittsburgh, 1/20/80

Most First Downs, Opponent

- 27 vs. Tennessee, 1/30/00
- 19 vs. Pittsburgh, 1/20/80
- 15 vs. New England, 2/3/02

Most First Downs, Both Teams

- 50 vs. Tennessee, 1/30/00
- 41 vs. New England, 2/3/02
- 35 vs. Pittsburgh, 1/20/80

Fewest First Downs

- 16 vs. Pittsburgh, 1/20/80
- 23 vs. Tennessee, 1/30/00
- 26 vs. New England, 2/3/02

Fewest First Downs, Opponent

- 27 Tennessee, 1/30/00
- 19 Pittsburgh, 1/20/80
- 15 vs. New England, 2/3/02

Fewest First Downs, Both Teams

- 35 vs. Pittsburgh, 1/20/80
- 41 vs. New England, 2/3/02
- 50 vs. Tennessee, 1/30/00

Most First Downs, Rushing

- 7 vs. New England, 2/3/02
- 6 vs. Pittsburgh, 1/20/00
- 1 vs. Tennessee, 1/30/00

Most First Downs, Rushing, Opponent

- 12 vs. Tennessee, 1/30/00
- 8 vs. Pittsburgh, 1/20/80
- 6 vs. New England, 2/3/02

Fewest First Downs, Rushing

- 1 vs. Tennessee, 1/30/00
- 6 vs. Pittsburgh, 1/20/80
- 7 vs. New England, 2/3/02

Fewest First Downs, Rushing, Opponent

- 6 vs. New England, 2/3/02
- 8 vs. Pittsburgh, 1/20/80
- 12 vs. Tennessee, 1/30/00

Most First Downs, Passing

- 18 vs. Tennessee, 1/30/00
- 16 vs. New England, 2/3/02
- 9 vs. Pittsburgh, 1/20/80

Most First Downs, Passing, Opponent

- 13 vs. Tennessee, 1/30/00
- 10 vs. Pittsburgh, 1/20/80
- 8 vs. New England, 2/3/02

Fewest First Downs, Passing

- 9 vs. Pittsburgh, 1/20/80
- 16 vs. New England, 2/3/02
- 18 vs. Tennessee, 1/30/00

Fewest First Downs, Passing, Opponent

- 8 vs. New England, 2/3/02
- 10 vs. Pittsburgh, 1/20/80
- 13 vs. Tennessee, 1/30/00

Most First Downs, Penalty

- 4 vs. Tennessee, 1/30/00
- 3 vs. New England, 2/3/02
- 1 vs. Pittsburgh, 1/20/80

Most First Downs, Penalty, Opponent

- 2 vs. Tennessee, 1/30/00
- 1 vs. Pittsburgh, 1/20/80
- vs. New England, 2/3/02

NET YARDS GAINED RUSHING-PASSING

Most Yards Gained

- 436 vs. Tennessee, 1/30/00
- 427 vs. New England, 2/3/02
- 301 vs. Pittsburgh, 1/20/80

Most Yards Gained, Opponent

- 393 vs. Pittsburgh, 1/20/80
- 367 vs. Tennessee, 1/30/00
- 267 vs. New England, 2/3/02

Most Yards Gained, Both Teams

- 803 vs. Tennessee, 1/30/00 (Rams 436, Titans 367)
- 694 vs. Pittsburgh, 1/20/80 (Rams 301, Steelers 393)
- vs. New England, 2/3/02 (Rams 427, Patriots 267)

Fewest Yards Gained

- 301 vs. Pittsburgh, 1/20/80
- 427 vs. New England, 2/3/02
- 436 vs. Tennessee, 1/30/00

Fewest Yards Gained, Opponent

- 267 vs. New England, 2/3/02
- 367 vs. Tennessee, 1/30/00
- 393 vs. Pittsburgh, 1/20/80

Fewest Yards Gained, Both Teams

- 694 vs. Pittsburgh, 1/20/80 (Rams 301, Steelers 393)
- vs. New England, 2/3/02 (Rams 427, Patriots 267)
- 803 vs. Tennessee, 1/30/00 (Rams 436, Titans 367)

RUSHING

ATTEMPTS

Most Rushing Attempts

- 29 vs. Pittsburgh, 1/20/80
- 22 vs. New England, 2/3/02
- 13 vs. Tennessee, 1/30/00

Most Rushing Attempts, Opponent

- 37 vs. Pittsburgh, 1/20/80
- 36 vs. Tennessee, 1/30/00
- 25 vs. New England, 2/3/02

Fewest Rushing Attempts

13 vs. Tennessee, 1/30/00
 22 vs. New England, 2/3/02
 29 vs. Pittsburgh, 1/20/80

Fewest Rushing Attempts, Opponent

25 vs. New England, 2/3/02
 36 vs. Tennessee, 1/30/00
 37 vs. Pittsburgh, 1/20/80

YARDS**Most Yards Gained Rushing**

107 vs. Pittsburgh, 1/20/80
 90 vs. New England, 2/3/02
 29 vs. Tennessee, 1/30/00

Most Yards Gained Rushing, Opponents

159 vs. Tennessee, 1/30/00
 133 vs. New England, 2/3/02
 84 vs. Pittsburgh, 1/20/80

Most Yards Gained Rushing, Both Teams

223 vs. New England, 2/3/02 (Rams 90, Patriots 133)
 191 vs. Pittsburgh, 1/20/80 (Rams 107, Steelers 84)
 188 vs. Tennessee, 1/30/00 (Rams 29, Titans 159)

Fewest Yards Gained Rushing

29 vs. Tennessee, 1/30/00
 90 vs. New England, 2/3/02
 107 vs. Pittsburgh, 1/20/80

Fewest Yards Gained Rushing, Opponent

84 vs. Pittsburgh, 1/20/80
 133 vs. New England, 2/3/02
 159 vs. Tennessee, 1/30/00

Fewest Yards Gained Rushing, Both Teams

188 vs. Tennessee, 1/30/00 (Rams 29, Titans 159)
 191 vs. Pittsburgh, 1/20/80 (Rams 107, Steelers 84)
 223 vs. New England, 2/3/02 (Rams 90, Patriots 133)

PASSING**ATTEMPTS****Most Passes Attempted**

45 vs. Tennessee, 1/30/00
 44 vs. New England, 2/3/02
 26 vs. Pittsburgh, 1/20/80

Most Passes Attempted, Opponent

36 vs. Tennessee, 1/30/00
 27 vs. New England, 2/3/02
 21 vs. Pittsburgh, 1/20/80

Most Passes Attempted, Both Teams

81 vs. Tennessee, 1/30/00 (Rams 45, Tennessee 36)
 71 vs. New England, 2/3/02 (Rams 44, New England 27)
 47 vs. Pittsburgh, 1/20/80 (Rams 26, Pittsburgh 21)

Fewest Passes Attempted

26 vs. Pittsburgh, 1/20/80
 44 vs. New England, 2/3/02
 45 vs. Tennessee, 1/30/00

Fewest Passes Attempted, Opponent

21 vs. Pittsburgh, 1/20/80
 27 vs. New England, 2/3/02
 36 vs. Tennessee, 1/30/00

Fewest Passes Attempted, Both Teams

47 vs. Pittsburgh, 1/20/80 (Rams 26, Steelers 21)
 71 vs. New England, 2/3/02 (Rams 44, Patriots 27)
 81 vs. Tennessee, 1/30/00 (Rams 45, Titans 36)

COMPLETIONS**Most Passes Completed**

28 vs. New England, 2/3/02
 24 vs. Tennessee, 1/30/00
 16 vs. Pittsburgh, 1/20/80

Most Passes Completed, Opponent

22 vs. Tennessee, 1/30/00
 16 vs. New England, 2/3/02
 14 vs. Pittsburgh, 1/20/80

Most Passes Completed, Both Teams

46 vs. Tennessee, 1/30/00 (Rams 24, Titans 22)
 44 vs. New England, 2/3/02 (Rams 28, Patriots 16)
 30 vs. Pittsburgh, 1/20/80 (Rams 16, Steelers 14)

Fewest Passes Completed

16 vs. Pittsburgh, 1/20/80
 24 vs. Tennessee, 1/30/00
 28 vs. New England, 2/3/02

Fewest Passes Completed, Opponent

14 vs. Pittsburgh, 1/20/80
 16 vs. New England, 2/3/02
 22 vs. Tennessee, 1/30/00

Fewest Passes Completed, Both Teams

30 vs. Pittsburgh, 1/20/80 (Rams 16, Steelers 14)
 44 vs. New England, 2/3/02 (Rams 28, Patriots 16)
 46 vs. Tennessee, 1/30/00 (Rams 24, Titans 22)

YARDS**Most Yards Gained, Passing**

407 vs. Tennessee, 1/30/00
 337 vs. New England, 2/3/02
 194 vs. Pittsburgh, 1/20/80

Most Yards Gained, Passing, Opponent

309 vs. Pittsburgh, 1/20/80
 208 vs. Tennessee, 1/30/00
 134 vs. New England, 2/3/02

Most Yards Gained, Passing, Both Teams

615 vs. Tennessee, 1/30/00 (Rams 407, Titans 208)
 503 vs. Pittsburgh, 1/20/80 (Steelers 309, Rams 194)
 471 vs. New England, 2/3/02 (Rams 337, Patriots 134)

Fewest Yards Gained, Passing

194 vs. Pittsburgh, 1/20/80
 337 vs. New England, 2/3/02
 407 vs. Tennessee, 1/30/00

Fewest Yards Gained, Passing, Opponent

134 vs. New England, 2/3/02
 208 vs. Tennessee, 1/30/00
 309 vs. Pittsburgh, 1/20/80

Fewest Yards Gained, Passing, Both Teams

471 vs. New England, 2/3/02 (Rams 337, Patriots 134)
 503 vs. Pittsburgh, 1/20/80 (Steelers 309, Rams 194)
 615 vs. Tennessee, 1/30/00 (Rams 407, Titans 208)

SACKS**TOTAL SACKS****Most Sacks**

2 vs. New England, 2/3/02
 1 vs. Tennessee, 1/30/00

Most Sacks, Opponent

4 vs. Pittsburgh, 1/20/80
 3 vs. New England, 2/3/02
 1 vs. Tennessee 1/30/00

SACK YARDAGE**Most Sack Yardage**

11 vs. New England, 2/3/02
 6 vs. Tennessee, 1/30/00

Most Sack Yardage, Opponent

42 vs. Pittsburgh, 1/20/80
 28 vs. New England, 2/3/02
 7 vs. Tennessee 1/30/00

INTERCEPTIONS BY

TOTAL INTERCEPTIONS

Most Interceptions

3 vs. Pittsburgh, 1/20/80

Most Interceptions, Opponent

2 vs. New England, 2/3/02

1 vs. Pittsburgh, 1/20/80

YARDS

Most Yards

21 vs. Pittsburgh, 1/20/80

Most Yards, Opponent

77 vs. New England, 2/3/02

16 vs. Pittsburgh, 1/20/80

PUNTING

TOTAL PUNTS

Most Punts

5 vs. Pittsburgh, 1/20/80

4 vs. New England, 2/3/02

2 vs. Tennessee, 1/30/00

Most Punts, Opponent

8 vs. New England, 2/3/02

3 vs. Tennessee, 1/30/00

2 vs. Pittsburgh, 1/20/80

Fewest Punts

2 vs. Tennessee, 1/30/00

4 vs. New England, 2/3/02

5 vs. Pittsburgh, 1/20/80

Fewest Punts, Opponent

2 vs. Pittsburgh, 1/20/80

3 vs. Tennessee, 1/30/00

8 vs. New England, 2/3/02

AVERAGE YARDAGE

Highest Average Distance (3 punts)

44.0 vs. Pittsburgh, 1/20/80

39.8 vs. New England, 2/3/02

Highest Average Distance, Opponent (3 punts)

43.1 vs. New England, 2/3/02

43.0 vs. Tennessee, 1/30/00

PUNT RETURNS

TOTAL RETURNS

Most Punt Returns

3 vs. New England, 2/3/02

2 vs. Tennessee, 1/30/00

1 vs. Pittsburgh, 1/20/80

Most Punt Returns, Opponent

4 vs. Pittsburgh, 1/20/80

1 vs. Tennessee, 1/30/00

vs. New England, 2/3/02

YARDS GAINED

Most Yards, Punt Returns

8 vs. Tennessee, 1/30/00

6 vs. New England, 2/3/02

4 vs. Pittsburgh, 1/20/80

Most Yards, Punt Returns, Opponent

31 vs. Pittsburgh, 1/20/80

4 vs. New England, 2/3/02

KICKOFF RETURNS

TOTAL RETURNS

Most Kickoff Returns

6 vs. Pittsburgh, 1/20/80

4 vs. Tennessee, 1/30/00

vs. New England, 2/3/02

Most Kickoff Returns, Opponent

5 vs. Pittsburgh, 1/20/80

vs. Tennessee, 1/30/00

4 vs. New England, 2/3/02

YARDS GAINED

Most Yards, Kickoff Returns

82 vs. New England, 2/3/02

79 vs. Pittsburgh, 1/20/80

55 vs. Tennessee, 1/30/00

Most Yards, Kickoff Returns, Opponent

162 vs. Pittsburgh, 1/20/80

122 vs. Tennessee, 1/30/00

100 vs. New England, 2/3/02

FUMBLES

TOTAL FUMBLES

Most Fumbles

2 vs. Tennessee, 1/30/00

vs. New England, 2/3/02

Most Fumbles, Opponent

1 vs. Tennessee, 1/30/00

FUMBLES LOST

Most Fumbles Lost

1 vs. New England, 2/3/02

PENALTIES

TOTAL PENALTIES

Most Penalties

8 vs. Tennessee, 1/30/00

2 vs. Pittsburgh, 1/30/00

Most Penalties, Opponent

7 vs. Tennessee, 1/30/00

6 vs. Pittsburgh, 1/20/80

Fewest Penalties

2 vs. Pittsburgh, 1/20/80

8 vs. Tennessee, 1/30/00

Fewest Penalties, Opponent

6 vs. Pittsburgh, 1/20/80

7 vs. Tennessee, 1/30/00

YARDS PENALIZED

Most Yards Penalized

60 vs. Tennessee, 1/30/00

26 vs. Pittsburgh, 1/20/80

Most Yards Penalized, Opponent

65 vs. Pittsburgh, 1/20/80

45 vs. Tennessee, 1/30/00

Fewest Yards Penalized

26 vs. Pittsburgh, 1/20/80

60 vs. Tennessee, 1/30/00

Fewest Yards Penalized, Opponent

45 vs. Tennessee, 1/30/00

65 vs. Pittsburgh, 1/20/80

RAMS BIG DAYS / PLAYOFFS



Bold denotes player active with Rams

Italics denotes rookie

RUSHING

248	Eric Dickerson vs. Dallas	Jan. 4, 1986	(34 carries, 2 TD)
202	Lawrence McCutcheon vs. St. Louis.....	Dec. 27, 1975	(37 carries, 0 TD)
159	Marshall Faulk vs. Philadelphia	Jan. 27, 2002	(31 carries, 2 TD)
158	Eric Dickerson @ Washington	Dec. 28, 1986	(26 carries, 0 TD)
128	Lawrence McCutcheon @ Minnesota	Dec. 26, 1976	(26 carries, 1 TD)
124	Greg Bell @ Minnesota.....	Dec. 26, 1988	(27 carries, 1 TD)
107	Eric Dickerson vs. New York Giants.....	Dec. 23, 1984	(23 carries, 1 TD)
106	Cullen Bryant @ Tampa Bay	Jan. 6, 1980	(18 carries, 0 TD)
102	Lawrence McCutcheon vs. Minnesota	Dec. 26, 1977	(16 carries, 0 TD)
101	Jim Gillette vs. Washington.....	Dec. 16, 1945	(17 carries, 0 TD)
100	Cullen Bryant vs. Minnesota	Dec. 31, 1978	(27 carries, 1 TD)

CAREER 100-YARD RUSHING PLAYOFF GAMES

Games	Player	W-L	Games	Player	W-L
3	Eric Dickerson	1-2	1	Marshall Faulk.....	1-0
3	Lawrence McCutcheon	1-2	1	Jim Gillette	1-0
2	Cullen Bryant.....	2-0			
1	Greg Bell	0-1			

PASSING

414	Kurt Warner vs. Tennessee (SB XXXIV)	Jan. 30, 2000	(24 / 45, 2 TD, 0 Int)
391	Kurt Warner vs. Minnesota	Jan. 16, 2000	(27 / 33, 5 TD, 1 Int)
365	Kurt Warner @ New Orleans	Dec. 30, 2000	(24 / 40, 3 TD, 3 Int)
365	Kurt Warner vs. New England (SB XXXVI).....	Feb. 3, 2002	(28 / 44, 1 TD, 2 Int)
332	Marc Bulger vs. Carolina.....	Jan. 10, 2004	(27 / 46, 0 TD, 3 Int)
315	Jim Everett @ New York Giants	Jan. 7, 1990	(25 / 44, 2 TD, 1 Int)
313	Marc Bulger @ Seattle.....	Jan. 8, 2005	(18 / 32, 2 TD, 1 Int)
312	Bob Waterfield @ Cleveland.....	Dec. 24, 1950	(18 / 31, 1 TD, 4 Int)

CAREER 300-YARD PASSING PLAYOFF GAMES

Games	Player.....	W-L	Games	Player	W-L
4	Kurt Warner.....	2-2	1	Jim Everett.....	1-0
2	Marc Bulger.....	1-1	1	Bob Waterfield.....	1-0

RECEIVING

198	Tom Fears vs. Chicago	Dec. 17, 1950	(7 receptions, 3 TD)
162	Isaac Bruce vs. Tennessee (SB XXXIV).....	Jan. 30, 2000	(6 receptions, 1 TD)
146	Tom Fears vs. Cleveland.....	Dec. 23, 1951	(4 receptions, 1 TD)
139	Harold Jackson @ Minnesota	Dec. 29, 1974	(3 receptions, 1 TD)
136	Tom Fears @ Cleveland	Dec. 24, 1950	(9 receptions, 0 TD)
133	Isaac Bruce vs. Minnesota.....	Jan. 16, 2000	(4 receptions, 1 TD)
128	Kevin Curtis @ Atlanta.....	Jan. 15, 2005	(7 receptions, 1 TD)
127	Isaac Bruce @ New Orleans	Dec. 30, 2000	(7 receptions, 1 TD)
125	Jim Benton vs. Washington	Dec. 16, 1945	(9 receptions, 1 TD)
125	Henry Ellard @ New York Giants	Dec. 7, 1990	(8 receptions, 0 TD)
117	Preston Dennard @ Dallas	Dec. 28, 1980	(6 receptions, 1 TD)
116	Skeet Quinlan vs. Cleveland.....	Dec. 26, 1955	(5 receptions, 1 TD)
116	Harold Jackson @ Dallas	Dec. 19, 1976	(6 receptions, 0 TD)
116	Isaac Bruce vs. Carolina	Jan. 10, 2004	(7 receptions, 0 TD)
109	Torry Holt vs. Tennessee (SB XXXIV)	Jan. 30, 2000	(7 receptions, 1 TD)
108	Ron Jessie vs. Minnesota	Dec. 31, 1978	(6 receptions, 1 TD)
108	Torry Holt @ Seattle	Jan. 8, 2005	(6 receptions, 1 TD)
107	Kevin Curtis @ Seattle.....	Jan. 8, 2005	(4 receptions, 0 TD)
100	Ricky Proehl vs. Tampa Bay.....	Jan. 23, 2000	(6 receptions, 1 TD)

CAREER 100-YARD RECEIVING PLAYOFF GAMES

Games	Player.....	W-L	Games	Player	W-L
4	Isaac Bruce	2-2	1	Jim Benton.....	1-0
3	Tom Fears.....	2-1	1	Preston Dennard.....	0-1
2	Kevin Curtis.....	1-1	1	Henry Ellard.....	1-0
2	Torry Holt.....	2-0	1	Ricky Proehl.....	1-0
2	Harold Jackson.....	1-1	1	Skeet Quinlan.....	0-1

RAMS LONGEST PLAYS/PLAYOFFS

RUSHING

65	Eric Dickerson @ Washington	Dec. 28, 1986
55t	Eric Dickerson vs. Dallas	Jan. 4, 1986
54	Greg Bell, @ Philadelphia	Dec. 31, 1989
47	Skeet Quinlan @ Detroit	Dec. 21, 1952
39	Wendell Tyler vs. Pittsburgh	Jan. 20, 1980
38	Marshall Faulk vs. Green Bay	Jan. 20, 2002
35	Wendell Tyler vs. Dallas	Dec. 30, 1979
31	Marshall Faulk vs. Philadelphia	Jan. 27, 2002

PASSING

82t	Bob Waterfield to Glenn Davis @ Cleveland.....	Dec. 24, 1950
77t	Kurt Warner to Isaac Bruce vs. Minnesota	Jan. 16, 2000
73t	Norm Van Brocklin to Tom Fears vs. Cleveland.....	Dec. 23, 1951
73t	James Harris to Harold Jackson @ Minnesota	Dec. 29, 1974
73t	Kurt Warner to Isaac Bruce vs. Tennessee (SB XXXIV).....	Jan. 16, 2000
68t	Bob Waterfield to Tom Fears vs. Chicago.....	Dec. 17, 1950
67	Norm Van Brocklin to Skeet Quinlan vs. Cleveland	Dec. 26, 1955
66t	Ron Jaworski to Harold Jackson vs. St. Louis.....	Dec. 29, 1975
65	Vince Ferragamo to Willie Miller @ Dallas	Jan. 7, 1979

PUNT RETURNS

65	Az-Zahir Hakim @ New Orleans.....	Dec. 30, 2000
57t	Verda (V.T.) Smith @ Detroit.....	Dec. 21, 1952
37	Eddie Brown @ Tampa Bay	Jan. 6, 1980
34	Az-Zahir Hakim vs. Minnesota	Jan. 16, 2000
32	Clifford Hicks @ Minnesota.....	Dec. 26, 1988
30	Jim Bertelsen @ Dallas.....	Dec. 23, 1973

KICKOFF RETURNS

95t	Tony Horne vs. Minnesota	Jan. 16, 2000
46	Robert Delpino @ San Francisco	Jan. 14, 1990
43	Woodley Lewis vs. Cleveland	Dec. 26, 1955
43	Yo Murphy vs. Philadelphia	Jan. 27, 2002
41	Cullen Bryant @ Dallas.....	Dec. 23, 1973
38	Ron Brown @ New York Giants	Jan. 7, 1990
38	Yo Murphy vs. New England (SB XXXVI)	Feb. 3, 2002
37	Henry Ellard @ Washington.....	Jan. 1, 1984
36	Tony Horne vs. Minnesota	Jan. 16, 2000

INTERCEPTION RETURNS

94	LeRoy Irvin @ Dallas	Dec. 26, 1983
65t	Bill Simpson vs. St. Louis.....	Dec. 27, 1975
59t	Isiah Robertson @ Dallas	Dec. 23, 1973
47t	Jack Youngblood vs. St. Louis.....	Dec. 27, 1975



GAME RECORDS

THE 2014 MEDIA GUIDE OF THE
ST. LOUIS RAMS

MONTH-TO-MONTH RECORDS



YEAR	AUG	SEPT	OCT	NOV	DEC	JAN	FEB	RECORD	
1937		1-2	0-5	0-3				1-10	
1938		0-3	3-1	0-3	1-0			4-7	
1939		0-2	2-2-1	2-1	1-0			5-5-1	
1940		1-1	1-3	2-2	0-0-1			4-6-1	
1941		2-1	0-4	0-4				2-9	
1942		2-1	1-3	2-2				5-6	
1943			Operation Suspended/World War II						
1944		1-0	2-2	1-3	0-1			4-6	
1945		1-0	3-1	4-0	2-0*			10-1*	
1946		0-1	2-1-1	2-2	2-0			6-4-1	
1947		1-0	2-2	1-4	2-0			6-6	
1948		1-0	1-3-1	2-2	2-0			6-5-1	
1949		1-0	5-0	1-1-2	1-1*			8-2-2*	
1950		1-1	4-1	3-1	2-1*			10-4*	
1951		1-0	2-2	3-1	2-1*			8-4*	
1952		0-1	2-2	5-0	2-1*			9-4*	
1953		1-0	3-1	2-2-1	2-0			8-3-1	
1954		1-0	1-3-1	3-1	1-1			6-5-1	
1955		1-0	3-2	2-1-1	2-1*			8-4-1*	
1956		1-0	0-4	1-3	2-1			4-8	
1957		1-0	1-3	2-2	2-1			6-6	
1958		0-1	2-2	4-1	2-0			8-4	
1959		0-1	2-2	0-5	0-2			2-10	
1960		0-1	1-3-1	2-1	1-2			4-7-1	
1961		0-2	1-4	2-2	1-2			4-10	
1962		0-3	1-3	0-3-1	0-3			1-12-1	
1963		0-3	2-2	2-2	1-2			5-9	
1964		2-0-1	2-2	1-4	0-1-1			5-7-2	
1965		1-1	0-5	1-3	2-1			4-10	
1966		3-1	1-3	3-1	1-1			8-6	
1967		2-0	2-1-2	4-0	3-1*	1-0*		12-2-2*	
1968		3-0	3-1	3-0-1	1-2			10-3-1	
1969		2-0	4-0	5-0	0-4*	1-0*		12-4-0*	
1970		2-0	2-2	3-1-1	2-1			9-4-1	
1971		0-1-1	4-1	2-2	2-1			8-5-1	
1972		1-0-1	3-1	1-3	1-3			6-7-1	
1973		3-0	3-1	3-1	3-1*			12-3*	
1974		2-1	3-1	3-1	3-2*			11-5*	
1975		1-1	4-0	4-1	4-0*	0-1*		13-3*	
1976		2-0-1	4-1	2-2	3-1*			11-4-1*	
1977		1-1	3-2	4-0	2-2*			10-5*	
1978		4-0	3-2	3-1	3-1*	0-1*		13-5*	
1979		3-2	1-3	3-1	3-1*	1-1*		11-8*	
1980		2-2	3-1	4-1	2-2*			11-6*	
1981		2-2	2-2	1-4	1-2			6-10	
1982		0-2	strike	1-1	0-4	1-0		2-7	
1983		2-2	3-2	3-1	2-2*	0-1*		10-8*	
1984		3-2	2-2	3-1	2-2*			10-7*	
1985		4-0	2-1	2-2	2-2	1-1*		11-6*	
1986		3-1	3-1	3-2	1-3*			10-7*	
1987		0-2	1-3	3-2	2-2			6-9	
1988		4-0	3-2	0-4	3-1*			10-7*	
1989		3-0	2-3	3-1	4-1*	1-1*		13-6*	
1990		1-2	1-3	2-2	1-4			5-11	
1991		2-3	1-2	0-4	0-4			3-13	
1992		2-2	1-2	1-4	2-2			6-10	
1993		2-2	0-4	1-2	1-3	1-0		5-11	
1994		2-2	1-3	1-3	0-4			4-12	
1995		4-0	1-3	1-3	1-3			7-9	
1996		1-3	1-3	1-3	3-1			6-10	
1997	1-0	1-3	0-3	1-4	2-1			5-11	
1998		1-3	1-2	1-4	1-3			4-12	
1999		2-0	4-1	3-1	4-0	3-1*		16-3*	
2000		4-0	3-1	1-3	2-3*			10-7*	
2001		3-0	3-1	2-1	5-0	3-0*	0-1*	16-3*	
2002		0-4	2-1	3-1	2-3			7-9	
2003		2-2	3-0	4-1	3-1	0-1*		12-5*	
2004		1-2	3-1	2-2	2-2	2-1*		10-8*	
2005		2-1	2-3	1-2	0-4	1-0		6-10	
2006		2-1	2-2	1-3	3-2			8-8	
2007		0-4	0-4	2-1	1-4			3-13	
2008		0-4	2-1	0-5	0-4			2-14	
2009		0-3	0-4	1-3	0-4	0-1		1-15	
2010		1-2	3-2	1-2	2-2	0-1		7-9	
2011		0-3	1-3	1-3	0-4	0-1		2-14	
2012		2-2	1-3	1-1-1	3-2			7-8-1	
2013		1-3	2-2	2-1	2-3			7-8	
TOTALS	1-0	109-96-4	148-158-7	150-151-8	123-127-2*	16-12*	0-1*	547-545-21*	
R/S	1-0	109-96-4	148-158-7	150-151-8	113-121-2	7-4	0-0	528-530-21	

* postseason games included in record

HOME & AWAY RECORDS



HOME Year	W	L	T	Pct.	Home Stadium	AWAY Year	W	L	T	Pct.
1937	0	5	0	.000	League Park	1937	1	5	0	.167
1938	2	2	0	.500	League Park/ Shaw Stadium	1938* +	2	5	0	.286
1939*#	3	2	1	.583	Municipal Stadium	1939	2	3	0	.400
1940	3	1	1	.700	Municipal Stadium	1940	1	5	0	.167
1941*%	1	4	0	.200	Municipal Stadium	1941	1	5	0	.167
1942	3	2	0	.600	Municipal Stadium	1942 * ^	2	4	0	.333
1944	1	2	0	.333	League Park	1944	3	4	0	.429
1945	4	0	0	1.000	League/Shaw	1945	5	1	0	.833
1946	3	2	0	.600	Memorial Coliseum	1946	3	2	1	.583
1947	3	3	0	.500	Memorial Coliseum	1947	3	3	0	.500
1948	3	2	1	.583	Memorial Coliseum	1948	3	3	0	.500
1949	5	1	0	.833	Memorial Coliseum	1949	3	1	2	.667
1950	5	1	0	.833	Memorial Coliseum	1950	4	2	0	.667
1951	4	2	0	.667	Memorial Coliseum	1951	4	2	0	.667
1952	5	1	0	.833	Memorial Coliseum	1952	4	2	0	.667
1953	5	1	0	.833	Memorial Coliseum	1953	3	2	1	.583
1954	3	2	1	.583	Memorial Coliseum	1954	3	3	0	.500
1955	5	1	0	.833	Memorial Coliseum	1955	3	2	1	.583
1956	4	2	0	.667	Memorial Coliseum	1956	0	6	0	.000
1957	5	1	0	.833	Memorial Coliseum	1957	1	5	0	.167
1958	4	2	0	.667	Memorial Coliseum	1958	4	2	0	.667
1959	0	6	0	.000	Memorial Coliseum	1959	2	4	0	.333
1960	2	3	1	.417	Memorial Coliseum	1960	2	4	0	.333
1961	4	3	0	.571	Memorial Coliseum	1961	0	7	0	.000
1962	0	7	0	.000	Memorial Coliseum	1962	1	5	1	.214
1963	3	4	0	.429	Memorial Coliseum	1963	2	5	0	.286
1964	3	2	2	.571	Memorial Coliseum	1964	2	5	0	.286
1965	3	4	0	.429	Memorial Coliseum	1965	1	6	0	.143
1966	5	2	0	.714	Memorial Coliseum	1966	3	4	0	.429
1967	5	1	1	.786	Memorial Coliseum	1967	6	0	1	.929
1968	5	2	0	.714	Memorial Coliseum	1968	5	1	1	.786
1969	5	2	0	.714	Memorial Coliseum	1969	6	1	0	.857
1970	3	3	1	.500	Memorial Coliseum	1970	6	1	0	.857
1971	4	2	1	.643	Memorial Coliseum	1971	4	3	0	.571
1972	4	3	0	.571	Memorial Coliseum	1972	2	4	1	.357
1973	7	0	0	1.000	Memorial Coliseum	1973	5	2	0	.714
1974	6	1	0	.857	Memorial Coliseum	1974	4	3	0	.571
1975	6	1	0	.857	Memorial Coliseum	1975	6	1	0	.857
1976	5	2	0	.714	Memorial Coliseum	1976	5	1	1	.786
1977	7	0	0	1.000	Memorial Coliseum	1977	3	4	0	.429
1978	6	2	0	.750	Memorial Coliseum	1978	6	2	0	.750
1979	4	4	0	.500	Memorial Coliseum	1979	5	3	0	.625
1980	6	2	0	.750	Anaheim Stadium	1980	5	3	0	.625
1981	4	4	0	.500	Anaheim Stadium	1981	2	6	0	.250
1982	1	4	0	.200	Anaheim Stadium	1982	1	3	0	.250
1983	5	3	0	.625	Anaheim Stadium	1983	4	4	0	.500
1984	5	3	0	.625	Anaheim Stadium	1984	5	3	0	.625
1985	6	2	0	.750	Anaheim Stadium	1985	5	3	0	.625
1986	6	2	0	.750	Anaheim Stadium	1986	4	4	0	.500
1987	3	4	0	.429	Anaheim Stadium	1987	3	5	0	.375
1988	4	4	0	.500	Anaheim Stadium	1988	6	2	0	.750
1989	6	2	0	.750	Anaheim Stadium	1989	5	3	0	.625
1990	2	6	0	.250	Anaheim Stadium	1990	3	5	0	.375
1991	2	6	0	.250	Anaheim Stadium	1991	1	7	0	.125
1992	4	4	0	.500	Anaheim Stadium	1992	2	6	0	.250
1993	3	5	0	.375	Anaheim Stadium	1993	2	6	0	.250
1994	3	5	0	.375	Anaheim Stadium	1994	1	7	0	.125
1995	4	4	0	.500	Busch Stadium/ Trans World Dome	1995	3	5	0	.375
1996	4	4	0	.500	Trans World Dome	1996	2	6	0	.250
1997	2	6	0	.250	Trans World Dome	1997	3	5	0	.375
1998	2	6	0	.250	Trans World Dome	1998	2	6	0	.250
1999	8	0	0	1.000	Trans World Dome	1999	5	3	0	.625
2000	5	3	0	.625	Trans World Dome	2000	5	3	0	.625
2001	6	2	0	.750	Dome at America's Center	2001	8	0	0	1.000
2002	6	2	0	.750	Edward Jones Dome	2002	1	7	0	.125
2003	8	0	0	1.000	Edward Jones Dome	2003	4	4	0	.500
2004	6	2	0	.750	Edward Jones Dome	2004	2	6	0	.250
2005	3	5	0	.375	Edward Jones Dome	2005	3	5	0	.375
2006	4	4	0	.500	Edward Jones Dome	2006	4	4	0	.500
2007	1	7	0	.125	Edward Jones Dome	2007	2	6	0	.250
2008	1	7	0	.125	Edward Jones Dome	2008	1	7	0	.125
2009	0	8	0	.000	Edward Jones Dome	2009	1	7	0	.125
2010	5	3	0	.625	Edward Jones Dome	2010	2	6	0	.250
2011	1	7	0	.125	Edward Jones Dome	2011	1	7	0	.125
2012 * ^	4	4	0	.500	Edward Jones Dome	2012	3	4	1	.438
2013	5	3	0	.625	Edward Jones Dome	2013	2	6	0	.286
TOTALS	293	226	10	.563	TOTALS	234	297	11	.442	

* Record includes neutral site game

Rams played Philadelphia in Colorado Springs and were the home team

% Rams played Pittsburgh in Akron and were the home team

^ Rams played New England in London and were the home team

* Record includes neutral site game

+ Rams played Pittsburgh in New Orleans and were the road team

^ Rams played Chicago Cardinals in Buffalo and were the road team

RAMS OVERTIME GAMES



The Rams have played in 28 overtime games, 26 in the regular season and two in the playoffs, since the NFL adopted the extra period in 1974. The Rams have a 14-12-2 record overall in overtime games.

Score by Quarters	1	2	3	4	OT	Total	Winning Score
Oct. 12, 1975 @ San Diego Stadium							
RAMS	0	3	7	0	3	13	FG Dempsey 22
San Diego	0	0	10	0	0	10	
Sept. 19, 1976 @ Metropolitan Stadium							
RAMS	0	0	0	10	0	10	
Minnesota	0	3	0	7	0	10	
Dec. 2, 1979 @ Memorial Coliseum							
Minnesota	7	7	0	7	0	21	Cromwell 5-yard run
RAMS	7	7	7	0	6	27	
Dec. 7, 1980 @ Rich Stadium							
RAMS	0	0	7	0	0	7	FG Mike-Mayer 30
Buffalo	0	0	7	0	3	10	
Dec. 21, 1980 @ Anaheim Stadium							
Atlanta	7	7	0	3	0	17	FG Corral 23
RAMS	3	0	14	0	3	20	
Sept. 25, 1983 @ Shea Stadium							
RAMS	14	0	3	7	0	24	FG Leahy 22
New York Jets	7	7	7	3	3	27	
Oct. 5, 1986 @ Anaheim Stadium							
Tampa Bay	0	10	7	3	0	20	Dickerson 42-yard run
RAMS	14	3	0	3	6	26	
Dec. 14, 1986 @ Anaheim Stadium							
Miami	0	21	7	3	6	37	Duper 20-yard pass from Marino
RAMS	0	7	14	10	0	31	
Nov. 5, 1989 @ Hubert Humphery Metrodome							
RAMS	7	0	0	14	0	21	Safety, Merriweather blocked punt
Minnesota	3	9	6	3	2	23	
Nov. 26, 1989 @ Louisiana Superdome							
RAMS	0	3	0	14	3	20	FG Lansford 31
New Orleans	7	3	7	0	0	17	
Jan. 7, 1990 @ Giants Stadium (NFC Divisional Playoff Game)							
RAMS	0	7	0	6	6	19	Anderson 30-yard pass from Everett
New York Giants	6	0	7	0	0	13	
Oct. 7, 1990 @ Anaheim Stadium							
Cincinnati	14	7	7	3	3	34	FG Breech 44
RAMS	0	7	14	10	0	31	
Sept. 29, 1996 @ Sun Devil Stadium							
RAMS	7	14	7	0	0	28	FG Davis 24
Arizona	0	14	0	14	3	31	
Oct. 27, 1996 @ Memorial Stadium							
RAMS	7	6	7	11	0	31	Jackson 22-yard pass from Testaverde
Baltimore	0	6	11	14	6	37	
Sept. 9, 2001 @ Veterans Stadium							
RAMS	7	7	3	0	3	20	FG Wilkins 26
Philadelphia	3	0	0	14	0	17	
Sept. 14, 2003 @ Edward Jones Dome							
San Francisco	7	3	7	7	0	24	FG Wilkins 28
RAMS	7	0	7	10	3	27	
Nov. 23, 2003 @ Sun Devil Stadium							
RAMS	14	3	7	3	3	30	FG Wilkins 49
Arizona	0	10	7	10	0	27	

RAMS OVERTIME GAMES



Score by Quarters

	1	2	3	4	OT	Total	Winning Score
Jan. 10, 2004 @ Edward Jones Dome (NFC Divisional Playoff Game) - 2 OT							
Carolina	0	10	6	7	0	29	Smith 69-yard pass from Delhomme
RAMS	3	6	3	11	0	23	
Sept. 26, 2004 @ Edward Jones Dome							
New Orleans	0	13	3	9	3	28	FG Carney 31
RAMS	7	3	0	15	0	25	
Oct. 10, 2004 @ Qwest Field							
RAMS	0	7	3	17	6	33	McDonald 52-yard pass from Bulger
Seattle	7	17	0	3	0	27	
Jan., 2, 2005 @ Edward Jones Dome							
New York Jets	3	7	16	3	0	29	FG Wilkins 31
RAMS	0	14	7	8	3	32	
Nov. 27, 2005 @ Reliant Stadium							
RAMS	0	3	7	17	6	33	Curtis 56-yard pass from Fitzpatrick
Houston	7	17	0	3	0	27	
Dec. 24, 2006 @ Edward Jones Dome							
Washington	7	14	7	3	0	31	Jackson 21-yard run
RAMS	0	14	14	3	6	37	
Oct. 18, 2009 @ Municipal Stadium							
Jacksonville	6	0	0	14	3	23	FG Scobee 36
RAMS	7	3	0	10	0	20	
Nov. 14, 2010 @ Candlestick Park							
RAMS	3	7	7	3	0	20	FG Nedney 29
San Francisco	7	3	0	10	3	23	
Nov. 6, 2011 @ University of Phoenix Stadium							
RAMS	3	6	4	0	0	13	Peterson 99-yard PR
Cardinals	3	0	3	7	6	19	
Nov. 11, 2012 @ Candlestick Park							
RAMS	14	0	3	7	0	24	Zuerlein 54-yard field goal
San Francisco	0	7	0	17	0	24	
Dec. 2, 2012 @ Edward Jones Dome							
San Francisco	7	0	0	6	0	13	Zuerlein 54-yard field goal
RAMS	0	0	2	11	3	16	

PRIME TIME RAMS



RAMS ON MONDAY NIGHT

YEAR	DATE	OPPONENT	NETWORK	SCORE	W/L	ATTENDANCE
1968	Sept. 16	at St. Louis	--	24-13	W	49,757
1970	Oct. 26	at Minnesota	(ABC)	3-13	L	47,900
	Dec. 14	DETROIT	(ABC)	23-28	L	79,441
1971	Nov. 8	at Baltimore	(ABC)	17-24	L	57,722
	Dec. 13	WASHINGTON	(ABC)	24-38	L	80,402
1972	Dec. 4	at San Francisco	(ABC)	26-16	W	61,214
1973	Dec. 10	NEW YORK GIANTS	(ABC)	40-6	W	73,328
1974	Nov. 4	at San Francisco	(ABC)	15-13	W	57,502
	Dec. 9	WASHINGTON	(ABC)	17-23	L	87,313
1975	Nov. 3	at Philadelphia	(ABC)	42-3	W	64,601
1976	Oct. 11	SAN FRANCISCO	(ABC)	0-16	L	80,532
	Nov. 8	at Cincinnati	(ABC)	12-20	L	52,480
1977	Oct. 10	at Chicago	(ABC)	23-24	L	51,412
	Oct. 24	MINNESOTA	(ABC)	35-3	W	62,414
1978	Oct. 30	at Atlanta	(ABC)	7-15	L	57,250
	Dec. 11	CINCINNATI	(ABC)	19-20	L	47,471
1979	Nov. 19	ATLANTA	(ABC)	20-14	W	54,097
1980	Nov. 24	at New Orleans	(ABC)	27-7	W	53,448
	Dec. 15	DALLAS	(ABC)	38-14	W	65,154
1981	Sept. 28	at Chicago	(ABC)	24-7	W	62,461
	Dec. 14	ATLANTA	(ABC)	21-16	W	57,054
1983	Nov. 14	at Atlanta	(ABC)	36-13	W	31,203
1984	Sept. 3	DALLAS	(ABC)	13-20	L	65,403*
	Oct. 22	at Atlanta	(ABC)	24-10	W	52,861*
1985	Sept. 23	at Seattle	(ABC)	35-24	W	63,292*
	Dec. 9	at San Francisco	(ABC)	27-20	W	60,581
	Dec. 23	LOS ANGELES RAIDERS	(ABC)	6-16	L	66,676*
1986	Nov. 3	at Chicago	(ABC)	20-17	W	64,877*
1987	Oct 26	at Cleveland	(ABC)	17-30	L	76,933*
	Nov. 23	at Washington	(ABC)	30-26	W	53,614*
	Dec. 21	DALLAS	(ABC)	21-29	L	64,949*
1988	Dec. 5	CHICAGO	(ABC)	23-3	W	65,579*
1989	Oct. 16	at Buffalo	(ABC)	20-23	L	76,231*
	Dec. 11	SAN FRANCISCO	(ABC)	27-30	L	67,959*
1990	Oct. 29	at Pittsburgh	(ABC)	10-41	L	56,466*
	Dec. 17	SAN FRANCISCO	(ABC)	10-26	L	65,619*
	Dec. 31	at New Orleans	(ABC)	17-20	L	68,647*
1991	Nov. 25	SAN FRANCISCO	(ABC)	10-33	L	61,881*
2000	Sept. 4	DENVER	(ABC)	41-36	W	65,956*
	Nov. 20	WASHINGTON	(ABC)	20-33	L	66,087*
	Dec. 18	at Tampa Bay	(ABC)	35-38	L	65,563*
2001	Oct. 8	at Detroit	(ABC)	35-0	W	77,765*
	Nov. 26	TAMPA BAY	(ABC)	17-24	L	66,198*
	Dec. 17	at New Orleans	(ABC)	34-21	W	70,332*
2002	Sept. 23	at Tampa Bay	(ABC)	14-26	L	65,652*
	Nov. 18	CHICAGO	(ABC)	21-16	W	66,250*
	Dec. 30	SAN FRANCISCO	(ABC)	31-20	W	66,118*
2003	Oct. 13	ATLANTA	(ABC)	36-0	W	66,075*
	Dec. 8	at Cleveland	(ABC)	26-20	W	73,108*
2004	Oct. 18	TAMPA BAY	(ABC)	28-21	W	66,040*
	Nov. 29	at Green Bay	(ABC)	17-45	L	70,385*
	Dec. 27	PHILADELPHIA	(ABC)	20-7	W	66,129*
2005	Oct. 17	at Indianapolis	(ABC)	28-45	L	57,703*
2006	Dec. 11	CHICAGO	(ESPN)	27-42	L	66,234*
2011	Sep. 19	at New York Giants	(ESPN)	16-28	L	78,290*
	Dec. 12	at Seattle	(ESPN)	13-30	L	66,577*
2013	Oct. 28	SEATTLE	(ESPN)	9-14	L	55,966*

TOTALS: Monday Night Football Record: **27-30**
 Home: **12-15**
 Road: **15-15**
 Games after Monday Night: **34-20**
 (NOTE - 3 MNF games were to end the regular season)
 Games after Monday Night win: **17-10**
 Games after Monday Night loss: **17-10**

PRIME TIME RAMS



RAMS ON SUNDAY NIGHT

YEAR	DATE	OPPONENT	NETWORK	SCORE	W/L	ATTENDANCE
1979	Oct. 14	at Dallas	(ABC)	6-30	L	64,462
1981	Oct. 18	at Dallas	(ABC)	17-29	L	64,649
1987	Dec. 27	at San Francisco	(ESPN)	0-48	L	57,950*
1988	Dec. 18	at San Francisco	(ESPN)	38-16	W	62,444*
1989	Nov. 26	at New Orleans	(ESPN)	20-17	W	64,274*
1990	Oct. 14	at Chicago	(TNT)	9-38	L	59,383*
1991	Sept. 15	at New Orleans	(TNT)	7-24	L	68,583*
	Dec. 22	at Seattle	(ESPN)	9-23	L	51,100*
1992	Oct. 11	at New Orleans	(TNT)	10-13	L	68,591*
	Dec. 6	at Tampa Bay	(ESPN)	31-27	W	38,387
1994	Nov. 20	at San Francisco	(ESPN)	27-31	L	62,774*
1996	Nov. 24	GREEN BAY	(ESPN)	9-24	L	61,499*
1997	Dec. 14	CHICAGO	(ESPN)	10-13	L	66,030*
2000	Nov. 5	CAROLINA	(ESPN)	24-27	L	66,048*
2001	Nov. 18	at New England	(ESPN)	24-17	W	60,292*
2002	Dec. 15	ARIZONA	(ESPN)	30-28	W	65,939*
2003	Nov. 9	BALTIMORE	(ESPN)	33-22	W	66,085*
2004	Oct. 3	at San Francisco	(ESPN)	24-14	W	66,696*
2005	Jan. 1, 2006	at Dallas	(ESPN)	20-10	W	63,131*
2010	Jan. 2, 2011	at Seattle	(NBC)	6-16	L	67,325*
TOTALS: Sunday Night Record: 8-12						
Home: 2-3						
Road: 6-9						

RAMS ON THURSDAY NIGHT

YEAR	DATE	OPPONENT	NETWORK	SCORE	W/L	ATTENDANCE
1979	Sept. 6	at Denver	(ABC)	13-9	W	74,884
1980	Sept. 11	at Tampa Bay	(ABC)	9-10	L	66,576
1982	Dec. 2	SAN FRANCISCO	(ABC)	24-30	L	58,754*
1993	Oct. 14	at Atlanta	(TNT)	24-30	L	45,231
1995	Oct. 12	ATLANTA	(TNT)	21-19	W	59,700*
1998	Dec. 3	at Philadelphia	(ESPN)	14-17	L	66,155
2007	Dec. 20	PITTSBURGH	(NFL Network)	24-41	L	65,705*
2012	Oct. 4	ARIZONA	(NFL Network)	17-3	W	54,641*
2013	Sept. 26	SAN FRANCISCO	(NFL Network)	11-35	L	56,626*
TOTALS: Thursday Night Record: 3-6						
Home: 2-3						
Road: 1-3						

RAMS ON FRIDAY NIGHT

YEAR	DATE	OPPONENT	NETWORK	SCORE	W/L	ATTENDANCE
1984	Dec. 14	at San Francisco	(ABC)	16-19	L	59,743*
1986	Dec. 19	at San Francisco	(ABC)	14-24	L	60,366*
TOTALS: Friday Night Record: 0-2						
Home: 0-0						
Road: 0-2						

RAMS ON SATURDAY NIGHT

YEAR	DATE	OPPONENT	NETWORK	SCORE	W/L	ATTENDANCE
1975	Dec. 20	PITTSBURGH		10-3	W	69,389*
1976	Dec. 11	at Detroit	(ABC)	20-17	W	73,470
TOTALS: Saturday Night Record: 2-0						
Home: 1-0						
Road: 1-0						

PRIME TIME TOTALS: **40-50**

Home: **17-21**

Road: **23-29**

* indicates sellout



REGULAR SEASON SUMMARIES

THE 2014 MEDIA GUIDE OF THE
ST. LOUIS RAMS

COACH: JEFF FISHER

2013 (7-9) 4TH, NFC WEST



Date	W/L	Score	Opponent	Attend.
9/8	W	27-24	Arizona Cardinals	(55,279)
9/15	L	24-31	at Atlanta Falcons	(69,379)
9/22	L	7-31	at Dallas Cowboys	(74,634)
9/26	L	11-35	San Francisco 49ers	(56,626)
10/6	W	34-20	Jacksonville Jaguars	(54,230)
10/13	W	38-13	at Houston Texans	(71,747)
10/20	L	15-30	at Carolina Panthers	(72,716)
10/28	L	9-14	Seattle Seahawks	(55,966)
11/3	L	21-28	Tennessee Titans	(54,601)
11/10	W	38-8	at Indianapolis Colts	(66,087)
11/24	W	42-21	Chicago Bears	(66,001)
12/1	L	13-23	at San Francisco 49ers	(68,831)
12/8	L	10-30	at Arizona Cardinals	(60,643)
12/15	W	27-16	New Orleans Saints	(54,439)
12/22	W	23-13	Tampa Bay Buccaneers	(54,418)
12/29	L	9-27	at Seattle Seahawks	(68,265)
Total Attendance				(1,007,862)

	RAMS	OPP
Total First Downs	282	337
Rushing	82	87
Passing	165	203
Penalty	19	23
3rd Down: Made/Att	73/212-34.4%	78/201-38.8%
4th Down: Made/Att	6/18-33.3%	9/16-56.3%
Possession Avg.	29:05	30:55
Total Net Yards	4877	5520
Avg. Per Game	304.8	345.0
Total Plays	968	1014
Avg. Per Play	5.0	5.4
Net Yards Rushing	1752	1646
Avg. Per Game	109.5	102.9
Total Rushes	426	440
Net Yards Passing	3125	3874
Avg. Per Game	195.3	242.1
Sacked/Yards Lost	36/235	53/326
Gross Yards	3360	4200
Attempts/Completions	506/301	521/355
Completion Pct.	59.5%	68.1%
Had Intercepted	11	14
Punts/Average	78/46.3	74/48.6
Net Avg.	44.2	42.1
Penalties/Yards	123/1009	105/978
Fumbles/Ball Lost	20/10	27/15
Touchdowns	38	44
Rushing	10	18
Passing	22	21
Returns	6	5

Score By Periods	Q1	Q2	Q3	Q4	OT	T
RAMS	67	101	80	100	0	348
Opponents	79	100	85	100	0	364

Scoring	TD	Ru	Pa	Rt	PAT	FG	2Pt	Pts
Greg Zuerlein	0	0	0	0	34/34	26/28	0	112
Zac Stacy	8	7	1	0	0/0	0/0	0	48
Tavon Austin	6	1	4	1	0/0	0/0	0	36
Jared Cook	5	0	5	0	0/0	0/0	0	30
Lance Kendricks	4	0	4	0	0/0	0/0	0	24
Austin Pettis	4	0	4	0	0/0	0/0	0	24
Cory Harkey	2	0	2	0	0/0	0/0	0	12
Brian Quick	2	0	2	0	0/0	0/0	0	12
Benny Cunningham	1	1	0	0	0/0	0/0	0	6
Stedman Bailey	1	1	0	0	0/0	0/0	0	6
Daren Bates	1	0	0	1	0/0	0/0	0	6
Matt Giordano	1	0	0	1	0/0	0/0	0	6
Chris Long	1	0	0	1	0/0	0/0	0	6
Alec Ogletree	1	0	0	1	0/0	0/0	0	6
Robert Quinn	1	0	0	1	0/0	0/0	0	6
RAMS	38	10	22	6	34/34	26/28	3	348
Opponents	44	18	21	5	42/42	18/26	1	364

2-Pt. Conversions: RAMS 3/4, Opponents: 1/2

Sacks: R. Quinn 19, C. Long 8.5, Brockers 5.5, Hayes 5, Langford 5, Laurinaitis 3.5, Sims 2, Ogletree 1.5, Conrath 1, Jenkins 1, McDonald 1

RAMS: 53.0, **OPPONENTS:** 36.0

Usual Starters			
WR	C. Givens (14)	LE	C.Long (16)
LT	J. Long (15)	LT	K.Langford (16)
LG	C. Williams (16)	RT	M.Brockers (16)
C	S. Wells (12)	RE	R.Quinn (16)
RG	R. Saffold (9)	RLB	J.Dunbar (10)
RT	J. Barksdale (13)	MLB	J.Laurinaitis (16)
TE	J. Cook (12)	LLB	A. Ogletree (16)
TE	L. Kendricks (13)	LCB	C.Finnegan (5)
QB	K. Clemens (9)	RCB	J.Jenkins (16)
WR	A. Pettis (6)	SS	T. McDonald (10)
RB	Z. Stacy (12)	FS	R. McLeod (16)

Passing	Att.	Comp.	Yds.	Comp%
S.Bradford	262	159	1687	60.7%
K.Clemens	242	142	1673	58.7%
RAMS	506	301	3360	59.6%
Opponents	521	355	4200	66.2%

Rushing	No.	Yds.	Avg.	LG	TD
Z. Stacy	250	973	3.9	40t	7
B. Cunningham	47	261	5.6	56	1
D. Richardson	69	215	3.1	14	0
T. Austin	9	151	16.8	65t	1
K. Clemens	23	64	2.8	16	0
S. Bailey	2	33	16.5	27t	1
S. Bradford	15	31	2.1	23	0
I. Pead	7	21	3.0	11	0
RAMS	426	1752	4.1	65t	10
Opponents	440	1646	3.7	41	18

Receiving	No.	Yds	Avg.	LG	TD
J. Cook	51	671	13.2	47	5
T. Austin	40	418	10.5	81t	4
A. Pettis	38	399	10.5	31t	4
C. Givens	34	569	16.7	47	0
L. Kendricks	32	258	8.1	21	4
Z. Stacy	26	141	5.4	25	1
B. Quick	18	302	16.8	73	2
S. Bailey	17	226	13.3	28	0
D. Richardson	14	121	8.6	19	0
C. Harkey	13	113	8.7	31t	2
I. Pead	11	78	7.1	14	0
B. Cunningham	6	59	9.8	18	0
M. McNeill	1	5	5.0	5	0
RAMS	332	3783	11.4	80t	22
Opponents	362	3927	10.8	68t	16

Interceptions	No.	Yds	Avg.	Lg	TD
T. Johnson	3	36	12.0	29	0
J. Laurinaitis	2	9	4.5	9	0
R. McLeod	2	2	1.0	2	0
A. Ogletree	1	98	98.0	98t	1
M. Giordano	1	82	82.0	82t	1
W. Witherspoon	1	20	20.0	20	0
W. Hayes	1	5	5.0	5	0
J. Jenkins	1	5	5.0	5	0
C. Finnegan	1	1	1.0	1	0
T. McDonald	1	-2	-2.0	-2	0
RAMS	14	256	18.3	98t	2
Opponents	11	230	20.9	68t	5

Punting	No	Yds	Avg.	Net	TB	In	LG	BLK
J. Hekker	78	3609	46.3	44.2	4	19	64	0
RAMS	78	3609	46.3	44.2	4	19	64	0
Opponents	74	3597	48.6	42.1	5	27	68	0

Punt Returns	Ret	FC	Yds	Avg	Lg	TD
T. Austin	33	11	280	8.5	98t	1
J. Veltung	7	0	61	8.7	15	0
A. Pettis	2	0	37	18.5	32	0
C. Reynolds	1	0	0	0.0	0	0
RAMS	43	11	378	8.8	98t	1
Opponents	30	23	79	2.6	17	0

Kickoff Returns	No.	Yds	Avg	Long	TD
T. Austin	18	398	22.1	32	0
B. Cunningham	13	299	23.0	32	0
I. Pead	5	138	27.6	31	0
RAMS	37	835	22.6	32	0
Opponents	25	544	21.8	39	0

Field Goals	1-19	20-29	30-39	40-49	50+
G.Zuerlein	0/0	7/7	10/10	8/9	1/2
RAMS	0/0	7/7	10/10	8/9	1/2
Opponents	1/1	3/5	10/12	3/3	1/5

Greg Zuerlein
 (36G,25G,38G,48G) (29G) () (40G) (32G,37G) (42G) (28G,42G)
 (33G,28G,27G,50N) (44N) (32G) (29G, 40G) (43G,34G) (44G)(31G,35G)
 (54G,25G,48G) (36G)

Opponents
 (30G,50N) (38G) (19G,35N) (53N,71N) (48G,34G) (20G,35G)(37G,31G,50G) () ()
 () () (32G,43G,24G) (50N,25N) (45G,36B,26N)(35G,32G) (28G,35G)

Fumbles Lost: Clemens 4, Austin 1, Bradford 1, B. Cunningham 1, Cook 1, Givens 1, Stacy 1 **Total: 10**

Opponent Fumble Recoveries: W. Hayes 3, C. Long 2, R. Quinn 2, J.Laurinaitis 2, R. McLeod 2, J. Jenkins 1, T. Johnson 1, D. Stewart 1, R. Armstrong 1 **Total: 15**

Yds./Att.	TD	TD%	Int.	Int%	LG	Sack/Lost	Rating
6.4	14	5.3%	4	1.5%	73	15/97	90.9
6.9	8	3.3%	7	2.9%	81t	21/138	78.8
6.6	22	3.9%	11	2.2%	81t	36/235	84.8
8.1	21	2.9%	14	2.7%	81t	53/326	94.7

COACH: JEFF FISHER

2012 (7-8-1) 3RD, NFC WEST



Date	W/L	Score	Opponent	Attend.
9/9	L	23-27	at Detroit Lions	(62,365)
9/16	W	31-28	Washington Redskins	(53,974)
9/23	L	6-23	at Chicago Bears	(62,227)
9/30	W	19-13	Seattle Seahawks	(53,891)
10/4	W	17-3	Arizona Cardinals	(54,653)
10/14	L	14-17	at Miami Dolphins	(59,864)
10/21	L	20-30	Green Bay Packers	(64,317)
10/28	L	7-45	New England Patriots	(84,582)
11/11	T	24-24	at San Francisco 49ers	(68,863)
11/18	L	13-27	New York Jets	(57,712)
11/25	W	31-17	at Arizona Cardinals	(60,062)
12/2	W	16-13	San Francisco 49ers	(57,269)
12/9	W	15-12	at Buffalo Bills	(67,859)
12/16	L	22-36	Minnesota Vikings	(55,764)
12/23	W	28-13	at Tampa Bay Buccaneers	(54,266)
12/30	L	13-20	at Seattle Seahawks	(67,936)
Total Attendance				(985,604)

	RAMS	OPP
Total First Downs	287	327
Rushing	79	107
Passing	189	197
Penalty	19	23
3rd Down: Made/Att	67/209-32.1%	80/213-37.6%
4th Down: Made/Att	13/24-54.2%	6/16-37.5%
Possession Avg.	28:54	31:06
Total Net Yards	5264	5482
Avg. Per Game	329.0	342.6
Total Plays	1002	1041
Avg. Per Play	5.3	5.3
Net Yards Rushing	1714	1880
Avg. Per Game	107.1	117.5
Total Rushes	410	442
Net Yards Passing	3550	3602
Avg. Per Game	221.9	225.1
Sacked/Yards Lost	35/233	52/325
Gross Yards	3783	3927
Attempts/Completions	557/332	547/362
Completion Pct.	59.6%	66.2%
Had Intercepted	14	17
Punts/Average	82/45.8	73/44.3
Net Avg.	39.9	39.0
Penalties/Yards	130/978	90/758
Fumbles/Ball Lost	24/8	17/4
Touchdowns	32	37
Rushing	5	18
Passing	22	16
Returns	5	3

Score By Periods	Q1	Q2	Q3	Q4	OT	T
RAMS	53	84	56	103	3	299
Opponents	74	114	63	97	0	348

Scoring	TD	Ru	Pa	Rt	PAT	FG	2Pt	Pts
Greg Zuerlein	0	0	0	0	26/26	23/31	0	95
Brandon Gibson	5	0	5	0	0/0	0/0	0	30
Steven Jackson	4	4	0	0	0/0	0/0	1	26
Lance Kendricks	4	0	4	0	0/0	0/0	1	26
Austin Pettis	4	0	4	0	0/0	0/0	0	24
Janoris Jenkins	4	0	0	4	0/0	0/0	0	24
Danny Amendola	3	0	3	0	0/0	0/0	1	20
Chris Givens	3	0	3	0	0/0	0/0	1	20
Brian Quick	2	0	2	0	0/0	0/0	0	12
Cortland Finnegan	1	0	0	1	0/0	0/0	0	6
Matthew Mulligan	1	0	1	0	0/0	0/0	0	6
Sam Bradford	1	1	0	0	0/0	0/0	0	6
Daryl Richardson	0	0	0	0	0/0	0/0	1	2
Rams	32	5	22	5	26/26	23/31	5	299
Opponents	37	18	16	3	36/36	30/37	0	348

Sacks: C.Long 11.5, R.Quinn 10.5, W.Hayes 7.0, J.Dunbar 4.5, M.Brockers 4.0, Q.Mikell 3.0, E.Sims 3.0, K.Langford 2.0, M.Haggan 1.0, C.Finnegan 1.0, J.Cudjri 1.0, R.McIntosh 1.0, B.Fletcher 1.0, J.Laurinaitis 0.5
RAMS: 51.0, **OPPONENT:** 35.0

Usual Starters

WR B.Gibson (13)	LE C.Long (16)
LT R.Saffold (10)	LT K.Langford (15)
LG R.Turner (16)	RT M.Brockers (12)
C S.Wells (7)	RE R.Quinn (14)
RG H.Dahl (14)	WLB J.Dunbar (16)
RT B.Richardson (16)	MLB J.Laurinaitis (16)
TE L.Kendricks (14)	SLB R.McIntosh (9)
WR D.Amendola (9)	LCB C.Finnegan (15)
QB S.Bradford (16)	RCB J.Jenkins (14)
WR C.Givens (12)	SS C.Dahl (16)
RB S.Jackson (16)	FS Q.Mikell (16)

Passing	Att.	Comp.	Yds.	Comp%	Yds./Att.	TD	TD%	Int.	Int%	LG	Sack/Lost	Rating
S.Bradford	551	328	3702	59.5%	6.7	21	3.8%	13	2.4%	80t	35/233	82.5
J.Hekker	3	3	42	100.0%	14.0	1	33.3%	0	0.0%	21	0/0	158.3
K.Clemens	3	1	39	33.3%	13.0	0	0.0%	1	33.3%	39	0/0	42.4
RAMS	557	332	3783	59.6%	6.8	22	3.9%	14	2.5%	80t	35/233	82.8
Opponents	547	362	3927	66.2%	7.2	16	2.9%	17	3.1%	68t	52/325	84.0

Rushing	No.	Yds.	Avg.	LG	TD
S.Jackson	257	1042	4.1	46	4
D.Richardson	98	475	4.8	53	0
S.Bradford37	127	3.4	21	1	0
I.Pead	10	54	5.4	19	0
C.Givens	3	12	4.0	14	0
D.Amendola	2	8	4.0	6	0
K.Clemens	2	5	2.5	5	0
J.Hekker	1	-9	-9.0	-9	0
RAMS	410	1714	4.2	53	5
Opponents	442	1880	4.3	82t	18

Receiving	No.	Yds.	Avg.	LG	TD
D.Amendola	63	666	10.6	56	3
B.Gibson	51	691	13.5	34t	5
C.Givens	42	698	16.6	65	3
L.Kendricks	42	519	12.4	80t	4
S.Jackson	38	321	8.4	22	0
A.Pettis	30	261	8.7	36	4
D.Richardson	24	163	6.8	26	0
S.Smith	14	131	9.4	25	0
B.Quick	11	156	14.2	39	2
M.Mulligan	8	84	10.5	18	1
M.McNeill	4	31	7.8	10	0
I.Pead	3	16	5.3	9	0
R.McLeod	1	21	21.0	21	0
C.Harkey	1	21	21.0	21	0
R.Turner	0	4	0	4	0
B.Miller	0	0	0	0	0
RAMS	332	3783	11.4	80t	22
Opponents	362	3927	10.8	68t	16

Interceptions	No.	Yds	Avg.	Lg	TD
J.Jenkins	4	150	37.5	41t	3
C.Finnegan	3	68	22.7	32	1
J.Dunbar	2	63	31.5	42	0
J.Laurinaitis	2	18	9.0	18	0
T.Johnson	2	4	2.0	4	0
C.Dahl	1	38	38.0	38	0
R.McIntosh	1	34	34.0	34	0
E.Sims	1	5	5.0	5	0
B.Fletcher	1	2	2.0	2	0
RAMS	17	382	22.5	42	4
Opponents	14	182	13.0	45t	2

Punting	No	Yds	Avg.	Net	TB	In	LG	BLK
J.Hekker	82	3756	45.8	39.9	4	22	68	0
RAMS	82	3756	45.8	39.9	4	22	68	0
Opponents	72	3231	44.3	39.5	5	32	63	1

Punt Returns	Ret	FC	Yds	Avg	Lg	TD
D.Amendola	17	10	122	7.2	22	0
A.Pettis	11	9	77	7.0	23	0
J.Jenkins	9	1	46	5.1	14	0
RAMS	37	20	245	6.6	23	0
Opponents	41	12	402	9.8	26	0

Kickoff Returns	No.	Yds	Avg	Lg	TD
C.Givens	23	539	23.4	48	0
I.Pead	10	212	21.2	32	0
D.Amendola	2	16	8.0	12	0
B.Miller	1	13	13.0	13	0
A.Pettis	1	13	13.0	13	0
C.Dahl	1	6	6.0	6	0
RAMS	38	799	21.0	48	0
Opponents	30	730	24.3	69	0

Field Goals	1-19	20-29	30-39	40-49	50+
G.Zuerlein	1/1	4/4	4/6	7/7	7/13
RAMS	1/1	4/4	4/6	7/7	7/13
Opponents	0/0	5/6	9/9	10/13	6/9

Greg Zuerlein
 (48G, 29G, 46G) (39G, 33G, 42G) (56G, 46G) (58G, 48G, 60G, 24G) (53) (48G, 32G, 52N, 37N, 66N) (50G, 43G) () (27G, 58N) () (35N, 19G) (58N, 53G, 54G) () (57N) () (51N, 39G, 25G)

Opponents
 (41G, 45G) (62N) (54G, 22G, 37G) (31G, 30G) (35G, 40N) (42) (47G, 58N, 23G, 48G) (26G) (33G, 41N) (51G, 26N, 51G, 44N) (32G) (23G, 33G, 51N) (35G, 40G) (50G, 38G, 42G, 53G, 51G) (29G, 49G) (43G, 49G)

Fumbles Lost: D.Amendola 2, D.Richardson 2, I.Pead 1, B.Miller 1, S.Bradford 1, S.Wells 1 **Total: 8**
Opponent Fumble Recoveries: R.Turner 1, W.Hayes 1, J.Laurinaitis 1, J.Jenkins 1 **Total: 4**

COACH: STEVE SPAGNUOLO

2011 (2-14) 4TH, NFC WEST



Won 2, Lost 14

Date	W/L	Score	Opponent	Attend.
9/11	L	13-31	Philadelphia	(56,722)
9/19	L	16-28	@ New York Giants	(78,290)
9/25	L	7-37	Baltimore	(56,289)
10/02	L	10-17	Washington	(56,113)
10/16	L	3-24	@ Green Bay	(70,604)
10/23	L	7-34	@ Dallas	(80,086)
10/30	W	31-21	New Orleans	(57,179)
11/06	L	13-19 OT	@ Arizona	(60,628)
11/13	W	13-12	@ Cleveland	(64,900)
11/20	L	7-24	Seattle	(56,400)
11/27	L	20-23	Arizona	(56,029)
12/04	L	0-26	@ San Francisco	(69,732)
12/12	L	13-30	@ Seattle	(66,577)
12/18	L	13-20	Cincinnati	(56,431)
12/24	L	0-27	@ Pittsburgh	(60,081)
1/01/12	L	27-34	San Francisco	(55,990)
Total Attendance				(1,002,051)

	RAMS	OPP
Total First Downs	267	313
Rushing	79	122
Passing	159	166
Penalty	29	25
3rd Down Eff.	64/228-28.1%	83/216-38.4%
4th Down Eff.	8/23-34.8%	5/8-62.5%
Possession Avg.	28:07	31:53
Total Net Yards	4537	5734
Avg. Per Game	283.6	358.4
Total Plays	1013	1033
Avg. Per Play	4.5	5.6
Net Yards Rushing	1667	2427
Avg. Per Game	104.2	151.7
Total Rushes	409	509
Net Yards Passing	2870	3307
Avg. Per Game	179.4	206.7
Sacked/Yards Lost	55/388	39/261
Gross Yards	3258	3568
Attempts/Completions	549/292	485/294
Completion Pct.	53.2%	60.6%
Had Intercepted	10	12
Punts/Average	106/43.9	81/44.9
Net Avg.	37.0	39.2
Penalties/Yards	112/899	111/951
Fumbles/Ball Lost	27/13	24/6
Touchdowns	18	45
Rushing	7	17
Passing	9	21
Returns	2	7

Score by Periods	1	2	3	4	OT	T
Rams	37	58	37	61	0	193
Opponents	94	103	100	104	6	407

Scoring	TD	Ru	Pa	Rt	PAT	FG	S	Pts
Josh Brown	0	0	0	0	18/18	21/28	0	81
Steven Jackson	6	5	1	0	0/0	0/0	0	36
Brandon Lloyd	5	0	5	0	0/0	0/0	0	30
Danario Alexander	2	0	2	0	0/0	0/0	0	12
Cadillac Williams	1	1	0	0	0/0	0/0	0	6
Kellen Clemens	1	1	0	0	0/0	0/0	0	6
Nick Miller	1	0	0	1	0/0	0/0	0	6
Brandon Gibson	1	0	1	0	0/0	0/0	0	6
Darian Stewart	1	0	0	1	0/0	0/0	0	6
James Hall	0	0	0	0	0/0	0/0	1	2
Rams	18	7	9	2	18/18	21/28	1	193
Opponents	45	17	21	7	44/44	31/37	0	407

Two Point Conversions: RAMS 0/0, OPP. 0/0

Sacks: Chris Long 13, James Hall 6, Robert Quinn 5, Gary Gibson 3, James Laurinaitis 3, Darian Stewart 3, Chris Chamberlain 2, C.J. Ah You 1, Justin King 1, Quintin Mikell 1, Fred Robbins 1

RAMS: 39.0 **OPPONENT:** 55.0

Fumbles/Lost: Sam Bradford 10/7, A.J. Feeley 3/2, Greg Salas 3/1, Kellen Clemens 2/0, Steven Jackson 2/1, Austin Pettis 2/0, Danny Amendola 1/0, Lance Kendricks 1/1, Brandon Lloyd (LG) 1/0, Quinn Porter (TM) 1/0, Quinn Porter (LG) 1/0, Cadillac Williams 1/1, Tony Wragge 1/0

Usual Starters

WR	B. Lloyd (11)	LE	Long (16)
LT	Saffold (9)	LT	Robbins (15)
LG	Bell (12)	RT	Bannan(14)
C	T. Wragge (8)	RE	J.Hall (15)
RG	H. Dahl (10)	WLB	Chamberlain (12)
RT	J. Smith (6)	MLB	Laurinaitis (16)
TE	Bajema (10)	SLB	Poppinga (12)
WR	B. Gibson (9)	LCB	J. King (10)
QB	Bradford (10)	RCB	J. Gordy (6)
FB	B. Miller (2)	SS	Stewart (10)
RB	S. Jackson (15)	FS	Mikell (16)

Passing	Att.	Comp.	Yds.	Pct.	Yds./Att.	TD	TD%	Int.	Int%	LG	Sack/Lost	Rating
Sam Bradford	357	191	2,164	53.5%	6.1	6	1.7%	6	1.7%	68	36/248	70.5
A.J. Feeley	97	53	548	54.6%	5.6	1	1.0%	2	2.1%	34	10/72	66.0
Kellen Clemens	91	48	546	52.7%	6.0	2	2.2%	1	1.1%	36t	9/68	73.8
Tom Brandstater	2	0	0	0.0%	0.0	0	0.0%	0	0.0%	0	0/0	39.6
Jerious Norwood	1	0	0	0.0%	0.0	0	0.0%	1	100.0%	0	0/0	0.0
Brandon Lloyd	1	0	0	0.0%	0.0	0	0.0%	0	0.0%	0	0/0	39.6
Rams	549	292	3,258	53.2%	5.9	9	1.6%	10	1.8%	68	55/388	69.0
Opponents	485	294	3,568	60.6%	7.4	21	4.3%	12	2.5%	93t	39/261	87.4

Rushing	No.	Yds.	Avg.	LG	TD
Steven Jackson	260	1,145	4.4	47t	5
Cadillac Williams	87	361	4.1	23	1
Jerious Norwood	24	61	2.5	10	0
Kellen Clemens	6	37	6.2	18t	1
Sam Bradford	18	26	1.4	17	0
Brandon Gibson	2	16	8.0	11	0
Brit Miller	5	14	2.8	12	0
Donnie Jones	1	9	9.0	9	0
Greg Salas	1	8	8.0	8	0
A.J. Feeley	3	4	1.3	6	0
Austin Pettis	1	-6	-6.0	-6	0
Lance Kendricks	1	-8	-8.0	-8	0
Rams	409	1,667	4.1	47t	7
Opponents	509	2,427	4.8	91t	17

Receiving	No.	Yds.	Avg.	LG	TD
Brandon Lloyd	51	683	13.4	37	5
Steven Jackson	42	333	7.9	50	1
Brandon Gibson	36	431	12.0	34t	1
Lance Kendricks	28	352	12.6	45	0
Greg Salas	27	264	9.8	21	0
Austin Pettis	27	256	9.5	35	0
Danario Alexander	26	431	16.6	68	2
Cadillac Williams	14	93	6.6	16	0
Mike Sims-Walker	11	139	12.6	33	0
Billy Bajema	9	71	7.9	19	0
Michael Hoomanawanui	7	83	11.9	27	0
Danny Amendola	5	45	9.0	18	0
Brit Miller	3	41	13.7	20	0
Mark Clayton	3	26	8.7	12	0
Stephen Spach	2	2	1.0	3	0
Nick Miller	1	8	8.0	8	0
Rams	292	3,258	11.2	68	9
Opponents	294	3,568	12.1	93t	21

Interceptions	No.	Yds.	Avg.	LG	TD
Josh Gordy	3	37	12.3	30	0
James Laurinaitis	2	15	7.5	15	0
Quintin Mikell	2	11	5.5	11	0
Justin King	1	51	51.0	51	0
Darian Stewart	1	27	27.0	27t	1
Rod Hood	1	27	27.0	27	0
Chris Chamberlain	1	4	4.0	4	0
Craig Dahl	1	-3	-3.0	-3	0
Rams	12	169	14.1	51	1
Opponents	10	40	4.0	13	0

Punting	No.	Yds.	Avg.	Net	TB	I20	LG	Blk.
Donnie Jones	105	4,652	44.3	37.0	9	29	65	1
Rams	105	4,652	43.9	37.0	9	29	65	1
Opponents	80	3,636	44.9	39.2	8	29	71	1

Punt Returns	No.	FC	Yds.	Avg.	LG	TD
Austin Pettis	15	10	139	9.3	39	0
Nick Miller	8	10	128	16.0	88t	1
Greg Salas	2	3	29	14.5	29	0
Quinn Porter	1	1	1	1.0	1	0
Danny Amendola	1	0	0	0.0	0	0
Mark Clayton	0	1	0	0.0	0	0
Rams	27	25	297	11.0	88t	1
Opponents	45	28	552	12.3	99t	2

Kickoff Returns	No.	Yds.	Avg.	LG	TD
Quinn Porter	25	554	22.2	32	0
Jerious Norwood	24	611	25.5	47	0
Austin Pettis	3	62	20.7	24	0
Nick Miller	2	43	21.5	23	0
Eugene Sims	1	10	10.0	10	0
Rams	55	1,280	23.3	47	0
Opponents	36	902	25.1	54	0

Field Goals	1-19	20-29	30-39	40-49	50+	T
Josh Brown	0/0	7/7	6/7	8/12	0/2	21/28
Rams	0/0	7/7	6/7	8/12	0/2	21/28
Opponents	2/2	9/10	12/13	7/9	1/3	31/37

Josh Brown (49G, 47N, 23G) (21G, 25G, 27G) (32G) (47N, 36G) (38G) (48G, 37G, 41G, 42B) (29G, 34G) (35G, 48G, 50N) (46G, 29G) (45N, 26G, 43G) (52N, 33N) (49G, 48G) **Opponents** (34G) (51N, 51N, 21G, 31G, 38G) (38G) (32G) (30G, 51G) (49N) (27G, 38G) (44G, 32G, 43G, 27G, 22N) (19G) (29G, 37G, 22G) (36G, 19G, 28G, 34G) (42G, 23G, 38N, 48G) (21G, 41G) (21G, 49G) (48N, 36G, 42G)

COACH: STEVE SPAGNUOLO

2010 (7-9) 2ND, NFC WEST



Won 7, Lost 9

Date	W/L	Score	Opponent	Attend.
9/12	L	13-17	ARIZONA	(52,440)
9/19	L	14-16	@ Oakland	(48,396)
9/26	W	30-16	WASHINGTON	(52,370)
10/03	W	20-3	SEATTLE	(52,326)
10/10	L	6-44	@ Detroit	(55,714)
10/17	W	20-17	SAN DIEGO	(52,472)
10/24	L	17-18	@ Tampa Bay	(42,020)
10/31	W	20-10	CAROLINA	(52,281)
11/14	L	20-23 OT	@ San Francisco	(69,732)
11/21	L	17-34	ATLANTA	(53,005)
11/28	W	36-33	@ Denver	(67,325)
12/05	W	19-6	@ Arizona	(61,874)
12/12	L	13-31	@ New Orleans	(70,015)
12/19	L	13-27	KANSAS CITY	(55,669)
12/26	W	25-17	SAN FRANCISCO	(52,820)
1/02	L	6-16	@ Seattle	(67,325)
Total Attendance				(911,195)

	RAMS	OPP
Total First Downs	292	304
Rushing	84	88
Passing	179	191
Penalty	29	25
3rd Down Eff.	78/235-33.2%	74/221-33.5%
4th Down Eff.	8/15-53.3%	6/12-50%
Possession Avg.	30:51	29:09
Total Net Yards	4846	5388
Avg. Per Game	302.9	336.8
Total Plays	1053	1017
Avg. Per Play	4.6	5.3
Net Yards Rushing	1578	1810
Avg. Per Game	98.6	113.1
Total Rushes	429	404
Net Yards Passing	3268	3578
Avg. Per Game	204.3	223.6
Sacked/Yards Lost	34/244	43/290
Gross Yards	3512	3868
Attempts/Completions	590/354	570/328
Completion Pct.	60.0%	57.5%
Had Intercepted	15	14
Punts/Average	94/45.5	82/44.8
Net Avg.	40.0	37.1
Penalties/Yards	102/877	126/1008
Fumbles/Ball Lost	14/6	30/12
Touchdowns	27	32
Rushing	9	7
Passing	18	21
Returns	0	4

Score by Periods	1	2	3	4	OT	T
Rams	69	104	51	65	0	289
Opponents	53	113	53	106	3	328

Scoring	TD	Ru	Pa	Rt	PAT	FG	S	Pts
Josh Brown	0	0	0	0	26/27	33/39	0	125
Steven Jackson	6	6	0	0	0/0	0/0	0	36
Danny Amendola	3	0	3	0	0/0	0/0	0	18
Kenneth Darby	3	2	1	0	0/0	0/0	0	18
M. Hoomanawanui	3	0	3	0	0/0	0/0	0	18
Billy Bajema	2	0	2	0	0/0	0/0	0	12
Mark Clayton	2	0	2	0	0/0	0/0	0	12
Daniel Fells	2	0	2	0	0/0	0/0	0	12
Brandon Gibson	2	0	2	0	0/0	0/0	0	12
Laurent Robinson	2	0	2	0	0/0	0/0	0	12
D. Alexander	1	0	1	0	0/0	0/0	0	6
Sam Bradford	1	1	0	0	0/0	0/0	0	6
Eugene Sims	0	0	0	0	0/0	0/0	1	2
Rams	27	9	18	0	26/27	33/39	1	289
Opponents	32	7	21	4	29/29	35/38	0	328

Two Point Conversions: RAMS 0/0, OPP. 1/3

Sacks: James Hall 10.5, Chris Long 8.5, Fred Robbins 6.0, C.J. Ah You 4.0, James Laurinaitis 3.0, Oshiomogho Atogwe 2.0, Larry Grant 2.0, David Vobora 2.0, George Selvie 1.5, Craig Dahl 1.0, Michael Lewis 1.0, Darian Stewart 1.0, Jermelle Cudjo 0.5

RAMS: 43.0 **OPPONENT:** 34.0

Fumbles/Lost: Sam Bradford 7/2, Danny Amendola 2/1, Billy Bajema 1/0, Jason Brown 1/0, Mardy Gilyard 1/1, Steven Jackson 1/1, Clifton Ryan 1/1

TOTAL: 14/6

Usual Starters

WR	B. Gibson (12)	LE	Long (16)
LT	Saffold (16)	LT	G. Gibson (16)
LG	Bell (16)	RT	Robbins (16)
C	Ja. Brown (16)	RE	J. Hall (16)
RG	Goldberg (16)	WLB	Diggs (12)
RT	J. Smith (15)	MLB	Laurinaitis (16)
TE	Bajema (8)	SLB	Grant (8)
WR	Robinson (11)	LCB	Bartell (13)
QB	Bradford (16)	RCB	Fletcher (15)
FB	Karney (4)	SS	Dahl (13)
RB	S. Jackson (16)	FS	Atogwe (15)

Passing	Att.	Comp.	Yds.	Pct.	Yds./Att.	TD	TD%	Int.	Int%	LG	Sack/Lost	Rating
Sam Bradford	590	354	3,512	60.0%	5.95	18	3.1%	15	2.5%	49	34/244	76.5
Rams	590	354	3,512	60.0%	5.95	18	3.1%	15	2.5%	49	34/244	76.5
Opponents	570	328	3,868	57.5%	6.79	21	3.7%	14	2.5%	65	43/290	80.4

Rushing	No.	Yds.	Avg.	LG	TD
Steven Jackson	330	1,241	3.8	42t	6
Kenneth Darby	34	107	3.1	13	2
Danny Amendola	7	81	11.6	30	0
Sam Bradford	27	63	2.3	17	1
Keith Toston	19	54	2.8	10	0
Brandon Gibson	3	28	9.3	14	0
Mike Karney	6	12	2.0	4	0
Mark Clayton	1	6	6.0	6	0
Laurent Robinson	2	-14	-7.0	-5	0
Rams	429	1,578	3.7	42t	9
Opponents	404	1,810	4.5	80	7

Receiving	No.	Yds.	Avg.	LG	TD
Danny Amendola	85	689	8.1	36	3
Brandon Gibson	53	620	11.7	41	2
Steven Jackson	46	383	8.3	49	0
Daniel Fells	41	391	9.5	36	2
Laurent Robinson	34	344	10.1	32	2
Mark Clayton	23	306	13.3	39	2
Danario Alexander	20	306	15.3	46	1
Billy Bajema	14	145	10.4	26t	2
Michael Hoomanawanui	13	146	11.2	36t	3
Kenneth Darby	10	61	6.1	21t	1
Mardy Gilyard	6	63	10.5	21	0
Mike Karney	5	14	2.8	4	0
Keith Toston	2	29	14.5	23	0
Fendi Onobun	2	15	7.5	8	0
Rams	354	3,512	9.9	49	18
Opponents	328	3,868	11.8	65	21

Interceptions	No.	Yds.	Avg.	LG	TD
Bradley Fletcher	4	41	10.3	28	0
Oshiomogho Atogwe	3	53	17.7	34	0
Craig Dahl	2	23	11.5	23	0
James Butler	2	13	6.5	16	0
Jerome Murphy	1	19	19.0	19	0
Kevin Dockery	1	8	8.0	8	0
James Laurinaitis	1	4	4.0	4	0
Rams	14	161	11.5	34	0
Opponents	15	287	19.1	96t	2

Punting	No.	Yds.	Avg.	Net	TB	I20	LG	Blk.
Donnie Jones	94	4,276	45.5	40.0	4	32	63	0
Rams	94	4,276	45.5	40.0	4	32	63	0
Opponents	82	3,671	44.8	37.1	9	27	72	1

Punt Returns	No.	FC	Yds.	Avg.	LG	TD
Danny Amendola	40	18	452	11.3	42	0
Mardy Gilyard	0	1	0	---	---	0
Rams	40	19	452	11.3	42	0
Opponents	45	21	435	9.7	78t	1

Kickoff Returns	No.	Yds.	Avg.	LG	TD
Danny Amendola	50	1,142	22.8	84	0
Mardy Gilyard	16	356	22.3	34	0
Keith Toston	4	75	18.8	20	0
C.J. Ah You	1	16	16.0	16	0
Larry Grant	1	8	8.0	8	0
Mike Karney	1	17	17.0	17	0
Brit Miller	1	0	0.0	0	0
Maurice Simpkins LG	1	0	0.0	0	0
Rams	74	1,614	21.8	84	0
Opponents	65	1,538	23.7	105t	1

Field Goals	1-19	20-29	30-39	40-49	50+	T
Josh Brown	0/0	11/12	12/14	7/9	3/4	33/39
Rams	0/0	11/12	12/14	7/9	3/4	33/39
Opponents	0/0	11/11	9/10	13/15	2/2	35/38

Josh Brown

(34B, 46G, 25G) (36N) (21B, 37G, 29G, 36G) (30G, 31G) (28G, 28G) (39G, 48G) (25G) (51N, 33G, 41G) (42G, 33G) (53G) (28G, 37G, 45N, 26G) (28G, 52G, 20G, 43G) (38G, 45G, 46N) (37G, 52G) (43G, 30G, 28G) (32G, 27G)

Opponents

(22G) (46N, 38G, 41G, 22G) (29G, 24G, 21G) (22G) (30G, 48G, 47G) (41G, 49B) (35G, 39G, 53G, 38G) (44G) (26G, 47G, 29G) (42G, 29G, 24G, 21G) (49G, 40G) (45G, 41G) (40G) (53G, 38G) (34N, 47G) (31G, 38G, 34G)

COACH: STEVE SPAGNUOLO

2009 (1-15) 4TH, NFC WEST



Won 1, Lost 15

Date	W/L	Score	Opponent	Attend.
9/13	L	0-28	@ Seattle	(67,610)
9/20	L	7-9	@ Washington	(87,780)
9/27	L	17-36	GREEN BAY	(60,234)
10/4	L	0-35	@ San Francisco	(69,732)
10/11	L	10-38	MINNESOTA	(60,166)
10/18	L	20-23 OT	@ Jacksonville	(42,088)
10/25	L	6-42	INDIANAPOLIS	(60,108)
11/1	W	17-10	@ Detroit	(40,857)
11/15	L	23-28	NEW ORLEANS	(59,858)
11/22	L	13-21	ARIZONA	(59,839)
11/29	L	17-27	SEATTLE	(47,475)
12/6	L	9-17	@ Chicago	(61,892)
12/13	L	7-47	@ Tennessee	(69,143)
12/20	L	13-16	HOUSTON	(46,256)
12/27	L	10-31	@ Arizona	(62,624)
1/3	L	6-28	SAN FRANCISCO	(47,965)
Total Attendance				(883,788)

	RAMS	OPP
Total First Downs	259	333
Rushing	79	127
Passing	159	182
Penalty	21	24
3rd Down Eff.	73/226-32.3%	91/209-43.5%
4th Down Eff.	10/28-35.7%	6/12-50.0%
Possession Avg.	28:58	31:02
Total Net Yards	4470	5965
Avg. Per Game	279.4	372.8
Total Plays	998	1016
Avg. Per Play	4.5	5.9
Net Yards Rushing	1784	2201
Avg. Per Game	111.5	137.6
Total Rushes	411	500
Net Yards Passing	2686	3764
Avg. Per Game	167.9	235.3
Sacked/Yards Lost	44/284	25/149
Gross Yards	2970	3913
Attempts/Completions	543/312	491/315
Completion Pct.	57.5%	64.2%
Had Intercepted	8	8
Punts/Average	90/46.8	75/44.3
Net Avg.	41.7	36.9
Penalties/Yards	100/834	80/613
Fumbles/Ball Lost	24/12	26/12
Touchdowns	17	54
Rushing	4	24
Passing	12	22
Returns	1	8

Score by Periods	1	2	3	4	OT	T
Rams	16	74	25	60	0	175
Opponents	87	114	93	139	3	436

Scoring	TD	Ru	Pa	Rt	PAT	FG	S	Pts
Josh Brown	0	0	0	0	16/16	19/24	0	73
Donnie Avery	5	0	5	0	0/0	0/0	0	30
Steven Jackson	4	4	0	0	0/0	0/0	0	24
Daniel Fells	3	0	3	0	0/0	0/0	0	18
Danny Amendola	1	0	1	0	0/0	0/0	0	6
Brandon Gibson	1	0	1	0	0/0	0/0	0	6
Leonard Little	1	0	0	1	0/0	0/0	0	6
Laurent Robinson	1	0	1	0	0/0	0/0	0	6
Rams	17	4	12	1	16/16	19/24	0	175
Opponents	54	24	22	8	51/52	19/22	1	436

Two Point Conversions: RAMS 0/1, OPP. 1/2

Sacks: Leonard Little 6.5, Chris Long 5.0, James Hall 4.5, Craig Dahl 2.0, James Laurinaitis 2.0, C.J. Ah You 1.0, Oshiomogho Atogwe 1.0, Larry Grant 1.0, LaJuan Ramsey 1.0, Clifton Ryan 1.0
RAMS: 25.0 **OPPONENT:** 44.0

Fumbles/Lost: Marc Bulger 6/1, Danny Amendola 4/1, Keith Null 3/1, Donnie Avery 2/2, Kyle Boller 2/2, Brandon Gibson 2/1, Steven Jackson 2/2, Quincy Butler 1/1, Daniel Fells 1/1, David Roach 1/0
TOTAL: 24/12

Usual Starters

WR	Burton (6)	LE	Little (13)
LT	Barron (14)	LT	G.Gibson (5)
			D.Scott (5)
LG	Bell (13)	RT	Ryan (15)
C	Ja.Brown (16)	RE	J.Hall (14)
RG	Incognito (9)	WLB	P.Lenon (9)
RT	Goldberg (11)		Witherspoon (6)
	J.Smith (5)	MLB	Laurinaitis (16)
TE	R.McMichael (16)	SLB	Vobora (10)
WR	Avery (16)	LCB	Bartell (15)
QB	Bulger (8)	RCB	Q.Butler (5)
			J.King (4)
			J.Wade (4)
FB	Karney (8)	SS	J.Butler (13)
RB	S. Jackson (15)	FS	Atogwe (12)

Passing	Att.	Comp.	Yds.	Pct.	Yds./Att.	TD	TD%	Int.	Int%	LG	Sack/Lost	Rating
Marc Bulger	247	140	1,4690	56.7%	5.95	5	2.0%	6	2.4%	50	14/85	70.7
Kyle Boller	176	98	899	55.7%	5.11	3	1.7%	6	3.4%	35	17/117	61.2
Keith Null	119	73	566	61.3%	4.76	3	2.5%	9	7.6%	25	13/82	49.9
Jo. Brown	1	1	36	100.0%	36.0	1	100.0%	0	0.0%	36t	0/0	158.3
Rams	543	312	2,970	57.5%	5.47	12	2.2%	21	3.9%	50	44/284	64.0
Opponents	491	315	3,913	64.2%	7.97	22	4.5%	8	1.6%	73t	25/149	96.9

Rushing	No.	Yds.	Avg.	LG	TD
Steven Jackson	324	1,416	4.4	58	4
Kenneth Darby	27	152	5.6	51	0
Kyle Boller	13	76	5.8	16	0
Chris Ogbonnaya	11	50	4.5	18	0
Donnie Avery	4	30	7.5	15	0
Samkon Gado	14	26	1.9	11	0
Marc Bulger	8	22	2.8	7	0
Mike Karney	2	8	4.0	8	0
Keith Null	5	6	1.2	3	0
Danny Amendola	3	-2	-0.7	8	0
Rams	411	1,784	4.3	58	4
Opponents	500	2,201	4.4	62t	24

Receiving	No.	Yds.	Avg.	LG	TD
Steven Jackson	51	322	6.3	38	0
Donnie Avery	47	589	12.5	50	5
Danny Amendola	43	326	7.6	25	1
Brandon Gibson	34	348	10.2	23	1
Randy McMichael	34	332	9.8	35	1
Keenan Burton	25	253	10.1	25	0
Daniel Fells	21	273	13.0	36t	3
Kenneth Darby	18	96	5.3	13	0
Laurent Robinson	13	167	12.8	45	1
Billy Bajema	8	94	11.8	27	0
Ruvell Martin	6	99	16.5	33	0
Mike Karney	6	16	2.7	9	0
Samkon Gado	3	25	8.3	13	0
Chris Ogbonnaya	1	19	19.0	19	0
Tim Carter	1	6	6.0	6	0
Jordan Kent	1	5	5.0	5	0
Rams	312	2,970	9.5	50	12
Opponents	315	3,913	12.4	73t	22

Interceptions	No.	Yds.	Avg.	LG	TD
James Butler	3	17	5.7	17	0
James Laurinaitis	2	28	14.0	21	0
Oshiomogho Atogwe	2	21	10.5	12	0
Leonard Little	1	36	36.0	36t	1
Rams	8	102	12.8	36t	1
Opponents	21	321	15.3	65t	4

Punting	No.	Yds.	Avg.	Net	TB	I20	LG	Blk.
Donnie Jones	90	4,212	46.8	41.7	10	34	63	0
Rams	90	4,212	46.8	41.7	10	34	63	0
Opponents	75	3,326	44.3	36.9	8	25	70	0

Punt Returns	No.	FC	Yds.	Avg.	LG	TD
Danny Amendola	31	11	360	11.6	56	0
Derek Stanley	3	1	37	12.3	24	0
Quincy Butler	2	2	-2	-1.0	0	0
David Roach	1	0	0.0	0.0	0	0
Rams	37	14	395	10.7	56	0
Opponents	41	12	260	6.3	29	0

Kickoff Returns	No.	Yds.	Avg.	LG	TD
Danny Amendola	66	1,618	24.5	58	0
Kenneth Darby	4	54	13.5	23	0
Billy Bajema	2	26	13.0	14	0
Donnie Avery	1	19	19.0	19	0
Samkon Gado	1	23	23.0	23	0
Larry Grant	1	14	14.0	14	0
Mike Karney	1	10	10.0	10	0
Rams	76	1,764	23.2	58	0
Opponents	43	1,032	24.0	97t	1

Field Goals	1-19	20-29	30-39	40-49	50+	T
Josh Brown	0/0	5/5	4/5	4/7	6/7	19/24
Rams	0/0	5/5	4/5	4/7	6/7	19/24
Opponents	1/1	10/10	5/5	2/3	1/3	19/22

Josh Brown
 (37N) () (48B, 53G) (51N) (29G) (52G, 27G) (30G, 45G) (41G) (32G) (40G, 20G) (46N, 55G) (20G, 48G, 50G) () (33G, 52G) (33G) (54G, 45N, 29G)
Opponents
 () (21G, 28G, 23G) (48G, 38G, 25G) (43N) (47G) (58N, 36G) () () () (29G, 38G) (27G) (27G, 34G, 36 G, 50G) (27G, 25G, 52N, 28G) (19G) ()

Coach: Scott Linehan (4), Jim Haslett (12)

2008 (2-14) 4th, NFC West



Won 2, Lost 14

Date	W/L	Score	Opponent	Attend.
9/7	L	3-38	@ Philadelphia	(69,144)
9/14	L	13-41	NEW YORK GIANTS	(61,377)
9/21	L	13-37	@ Seattle	(68,012)
9/28	L	14-31	BUFFALO	(61,017)
10/12	W	19-17	@ Washington	(90,376)
10/19	W	34-14	DALLAS	(62,035)
10/26	L	16-23	@ New England	(68,756)
11/2	L	13-34	ARIZONA	(61,303)
11/9	L	3-47	@ New York Jets	(78,073)
11/16	L	16-35	@ San Francisco	(67,573)
11/23	L	3-27	CHICAGO	(61,994)
11/30	L	12-16	MIAMI	(61,046)
12/7	L	10-34	@ Arizona	(63,720)
12/14	L	20-23	SEATTLE	(56,123)
12/21	L	16-17	SAN FRANCISCO	(54,948)
12/28	L	27-31	@ Atlanta	(64,617)
Total Attendance				(1,050,114)

	RAMS	OPP
Total First Downs	249	320
Rushing	95	146
Passing	140	158
Penalty	14	16
3rd Down Eff.	69/216-31.9%	74/187-39.6%
4th Down Eff.	11/23-47.8%	4/6-66.7%
Possession Avg.	29:32	30:28
Total Net Yards	4596	5950
Avg. Per Game	287.3	371.9
Total Plays	982	975
Avg. Per Play	4.7	6.1
Net Yards Rushing	1649	2475
Avg. Per Game	103.1	154.7
Total Rushes	417	501
Net Yards Passing	2947	3475
Avg. Per Game	184.2	217.2
Sacked/Yards Lost	45/321	30/201
Gross Yards	3268	3676
Attempts/Completions	520/292	444/278
Completion Pct.	56.2%	62.6%
Had Intercepted	19	12
Punts/Average	83/49.6	67/45.2
Net Avg.	40.8	38.3
Penalties/Yards	97/718	89/654
Fumbles/Ball Lost	18/12	24/14
Touchdowns	20	53
Rushing	8	26
Passing	11	20
Returns	1	7

Score by Periods	1	2	3	4	OT	T
Rams	61	82	35	54	0	232
Opponents	130	144	57	134	0	465

Scoring	TD	Ru	Pa	Rt	PAT	FG	S	Pts
Josh Brown	0	0	0	0	19/19	31/36	0	112
Steven Jackson	8	7	1	0	0/0	0/0	0	48
Donnie Avery	4	1	3	0	0/0	0/0	0	24
Torry Holt	3	0	3	0	0/0	0/0	0	18
Dane Looker	2	0	2	0	0/0	0/0	0	12
O. Atogwe	1	0	0	1	0/0	0/0	0	6
Keenan Burton	1	0	1	0	0/0	0/0	0	6
Derek Stanley	1	0	1	0	0/0	0/0	0	6
Rams	20	8	11	1	19/19	31/36	0	232
Opponents	53	26	20	7	52/52	31/32	0	465

Two Point Conversions: RAMS 0/1, OPP. 1/1

Sacks: James Hall 6.5, Leonard Little 6.0, Chris Long 4.0, Jason Craft 3.0, Pisa Tinoisamoa 3.0, Victor Adeyanju 2.0, Ron Bartell 1.0, Fakhir Brown 1.0, Ricky Manning Jr. 1.0, Eric Moore 1.0, Will Witherspoon 1.0, La'Roi Glover 0.5
RAMS: 30.0 OPPONENT: 45.0

Fumbles/Lost: Marc Bulger 5/4, Steven Jackson 5/3, Dane Looker 2/1, Derek Stanley 2/2, Ken Darby 1/1, Joe Klopfenstein 1/1, Travis Minor 1/0, Antonio Pittman 1/0
TOTAL: 18/12

Usual Starters

WR	Holt (14)	LE	Adeyanju (9)
			Little (5)
LT	Pace (14)	NT	Ryan (12)
LG	Bell (13)	UT	Glover (10)
			Carriker (6)
C	Leckey (10)	RE	Long (16)
	Romberg (6)		
RG	Incognito (15)	WLB	Tinoisamoa (16)
RT	Barron (15)	MLB	Witherspoon (12)
TE	Becht (11)	SLB	Culbertson (10)
			C. Draft (5)
WR	Avery (12)	LCB	Bartell (11)
QB	Bulger (15)	RCB	F. Brown (11)
TE	Klopfenstein (10)	SS	Chavous (13)
RB	S. Jackson (11)	FS	Atogwe (16)

Passing	Att.	Comp.	Yds.	Pct.	Yds./Att.
Marc Bulger	440	251	2720	57.0%	6.18
Trent Green	72	38	525	52.8%	7.29
Brock Berlin	3	1	6	33.3%	2.00
Dane Looker	3	2	17	66.7%	5.67
Dante Hall	1	0	0	0.0%	0.00
Donnie Jones	1	0	0	0.0%	0.00
Rams	520	292	3268	56.2%	6.28
Opponents	444	278	3676	62.6%	8.28

Rushing	No.	Yds.	Avg.	LG	TD
Steven Jackson	253	1042	4.1	56t	7
Antonio Pittman	79	296	3.7	24	0
Kenneth Darby	32	140	4.4	14	0
Donnie Avery	10	69	6.9	37t	1
Marc Bulger	14	41	2.9	16	0
Travis Minor	13	29	2.2	13	0
Dante Hall	4	9	2.3	10	0
Keenan Burton	3	8	2.7	5	0
Brian Leonard	2	7	3.5	5	0
Samkon Gado	2	4	2.0	3	0
Trent Green	3	4	1.3	3	0
Dan Kreider	1	0	0.0	0	0
Derek Stanley	1	0	0.0	0	0
Rams	417	1649	4.0	56t	8
Opponents	501	2475	4.9	70	26

Receiving	No.	Yds.	Avg.	LG	TD
Torry Holt	64	796	12.4	45t	3
Donnie Avery	53	674	12.7	69t	3
Steven Jackson	40	379	9.5	53	1
Dane Looker	23	271	11.8	30	2
Kenneth Darby	19	183	9.6	30	0
Antonio Pittman	18	132	7.3	27	0
Keenan Burton	13	172	13.2	30t	1
Dante Hall	12	105	8.8	20	0
Randy McMichael	11	139	12.6	31	0
Joe Klopfenstein	11	123	11.2	29	0
Daniel Fells	7	81	11.6	26	0
Derek Stanley	6	119	19.8	80t	1
Anthony Becht	6	39	6.5	11	0
Travis Minor	5	35	7.0	16	0
Marc Bulger	2	17	8.5	11	0
Drew Bennett	1	4	4.0	4	0
Samkon Gado	1	-1	-1.0	-1	0
Rams	292	3268	11.2	80t	11
Opponents	278	3676	13.2	90t	20

Interceptions	No.	Yds.	Avg.	LG	TD
Oshiomogho Atogwe	5	91	18.2	43	0
Ron Bartell	3	29	9.7	24	0
Fakhir Brown	1	16	16.0	16	0
Jason Craft	1	16	16.0	16	0
Jonathan Wade	1	8	8.0	8	0
Will Witherspoon	1	2	2.0	2	0
Rams	12	162	13.5	43	0
Opponents	19	452	23.8	99t	4

Punting	No.	Yds.	Avg.	Net	TB	I20	LG	Bik.
Donnie Jones	82	4100	50.0	41.1	7	20	68	0
Josh Brown	1	20	20.0	20.0	0	1	20	0
Rams	83	4120	49.6	40.8	7	21	68	0
Opponents	67	3029	45.2	38.3	11	22	62	0

Punt Returns	No.	FC	Yds.	Avg.	LG	TD
Derek Stanley	11	4	101	9.2	33	0
Dante Hall	9	1	93	10.3	34	0
Dane Looker	9	5	51	5.7	14	0
Rams	29	10	245	8.4	34	0
Opponents	57	7	590	10.4	60	0

Kickoff Returns	No.	Yds.	Avg.	LG	TD
Dante Hall	37	763	20.6	41	0
Derek Stanley	25	620	24.8	75	0
Kenneth Darby	7	173	24.7	32	0
Travis Minor	7	155	22.1	34	0
Donnie Avery	1	21	21.0	21	0
John Greco	1	14	14.0	14	0
Jonathan Wade	1	11	11.0	11	0
Dane Looker	1	4	4.0	4	0
Rams	80	1761	22.0	75	0
Opponents	56	1469	26.2	92	0

Field Goals	1-19	20-29	30-39	40-49	50+	T
Josh Brown	0/0	8/8	7/7	10/13	6/8	31/36
Rams	0/0	8/8	7/7	10/13	6/8	31/36
Opponents	0/0	7/7	12/12	10/11	2/2	31/32

Josh Brown

(46G) (54G, 54G) (43G, 29G) (51N) (51G, 25G, 44G, 49G) (54N, 52G, 35G) (20G, 44G, 25G) () (37G) (48N, 24G, 48G, 44G) (40N, 43G) (23G, 51G, 33G, 38G) (42N, 51G) (36G, 48G) (43G, 38G, 22G) (31G, 27G)

Opponents

(23G) (39G, 33G) (28G, 38G, 38G) (45G, 35G, 45G) (38G) (46N) (30G, 27G, 41G) (36G, 30G) (22G, 49G, 46G, 55G) () (43G, 38G) (37G, 47G, 42G) (44G, 22G) (28G, 50G, 27G) (48G) (39G)

TD	TD%	Int.	Int%	LG	Sack/Lost	Rating
11	2.5%	13	3.0%	80t	38/263	71.4
0	0.0%	6	8.3%	53	6/58	41.7
0	0.0%	0	0.0%	6	0/0	42.4
0	0.0%	0	0.0%	11	1/0	81.3
0	0.0%	0	0.0%	--	0/0	39.6
0	0.0%	0	0.0%	--	0/0	39.6
11	2.1%	19	3.7%	80t	45/321	66.9
20	4.5%	12	2.7%	90t	30/201	92.5

COACH: SCOTT LINEHAN

2007 (8-8) 2ND, NFC WEST



Date	W/L	Score	Opponent	Attend.
9/9	L	13-27	CAROLINA	(65,307)
9/16	L	16-17	SAN FRANCISCO	(65,295)
9/23	L	3-24	at Tampa Bay	(65,267)
9/30	L	7-35	at Dallas	(62,866)
10/7	L	31-34	ARIZONA	(61,788)
10/14	L	3-22	at Baltimore	(71,175)
10/21	L	6-33	at Seattle	(68,164)
10/28	L	20-27	CLEVELAND	(62,777)
11/11	W	37-29	at New Orleans	(70,003)
11/18	W	13-9	at San Francisco	(68,039)
11/25	L	19-24	SEATTLE	(65,423)
12/2	W	28-16	ATLANTA	(52,051)
12/9	L	10-19	at Cincinnati	(65,143)
12/16	L	14-33	GREEN BAY	(66,008)
12/20	L	24-41	PITTSBURGH	(65,705)
12/30	L	19-48	at Arizona	(64,671)
Total Attendance				(1,039,682)

	RAMS	OPP
Total First Downs	281	316
Rushing	65	105
Passing	193	190
Penalty	23	21
3rd Down Eff.	81/223-36.3%	78/201-38.8%
4th Down Eff.	7/20-35.0%	6/10-60.0%
Possession Avg.	30:08	29:52
Total Net Yards	4760	5457
Avg. Per Game	297.5	341.1
Total Plays	1026	999
Avg. Per Play	4.6	5.5
Net Yards Rushing	1527	1844
Avg. Per Game	95.4	115.3
Total Rushes	404	445
Net Yards Passing	3233	3613
Avg. Per Game	202.1	225.8
Sacked/Yards Lost	48/328	31/234
Gross Yards	3561	3847
Attempts/Completions	574/333	523/318
Completion Pct.	58.0%	60.8%
Had Intercepted	28	18
Punts/Average	78/47.2	66/47.7
Net Avg.	39.3	39.8
Penalties/Yards	94/794	95/732
Fumbles/Ball Lost	25/9	23/9
Touchdowns	27	48
Rushing	5	16
Passing	19	25
Returns	3	7

Score by Periods	1	2	3	4	OT	T
Rams	95	72	56	40	0	263
Opponents	64	116	111	147	0	438

Scoring	TD	Ru	Pa	Rt	PAT	FG	S	Pts
J. Wilkins	0	0	0	0	25/25	24/32	0	97
T. Holt	7	0	7	0			0	44a
S. Jackson	6	5	1	0			0	36
I. Bruce	4	0	4	0			0	24
D. Bennett	3	0	3	0			0	18
R. McMichael	3	0	3	0			0	18
O. Atogwe	1	0	0	1			0	6
F. Brown	1	0	0	1			0	6
D. Hall	1	0	0	1			0	6
J. Klopfenstein	1	0	1	0			0	6
A. Carriker	0	0	0	0		1	2	
Rams	27	5	19	3	25/25	24/32	1	263
Opponents	48	16	25	7	44/44	34/39	0	438

Two Point Conversions: RAMS 1/2, OPP. 2/4

Sacks: Will Witherspoon 7.0, La'Roi Glover 6.0, Corey Chavous 3.5, Brandon Chillar 2.5, James Hall 2.5, Adam Carriker 2.0, Clifton Ryan 2.0, Ron Bartell 1.0, Chris Draft 1.0, Trevor Johnson 1.0, Leonard Little 1.0, Eric Moore 1.0, Claude Wroten 0.5; RAMS: 31.0 OPP.: 48.0

Usual Starters

WR	Holt (16)	LE	Adeyanju (7)
			Little (7)
LT	Barron (15)	NT	Carriker (16)
LG	M. Brown (9)	UT	Glover (16)
C	Romberg (9)	RE	J.Hall (15)
	McCullum (7)		
RG	Steussie (6)	WLB	Tinoisamoa (9)
	Incognito (4)		Draft (7)
RT	Gorin (8)	MLB	Witherspoon (16)
TE	McMichael (15)	SLB	Chillar (14)
WR	Bruce (12)	LCB	Hill (7)
			Bartell (6)
QB	Bulger (12)	RCB	F. Brown (12)
FB/TE	Klopfenstein (9)	SS	Chavous (14)
RB	S. Jackson (12)	FS	Atogwe (16)

Rushing	No.	Yds.	Avg.	LG	TD
Steven Jackson	237	1002	4.2	54	5
Brian Leonard	86	303	3.5	31	0
Antonio Pittman	38	139	3.7	43	0
Travis Minor	17	68	4.0	13	0
Dante Hall	3	18	6.0	9	0
Marc Bulger	9	13	1.4	14	0
Derek Stanley	1	5	5.0	5	0
Gus Frerotte	6	3	0.5	2	0
Isaac Bruce	2	-4	-2.0	-1	0
Marques Hagans	2	-4	-2.0	-2	0
Brock Berlin	3	-16	-5.3	0	0
Rams	404	1527	3.8	54	5
Opponents	445	1844	4.1	46	16

Receiving	No.	Yds.	Avg.	LG	TD
Torry Holt	93	1189	12.8	40	7
Isaac Bruce	55	733	13.3	37	4
Randy McMichael	39	429	11.0	29t	3
Steven Jackson	38	271	7.1	37	1
Drew Bennett	33	375	11.4	24	3
Brian Leonard	30	183	6.1	16	0
Travis Minor	12	86	7.2	20	0
Marques Hagans	8	101	12.6	23	0
Dane Looker	6	38	6.3	10	0
Dante Hall	5	27	5.4	12	0
Dominique Byrd	4	44	11.0	14	0
Antonio Pittman	3	15	5.0	11	0
Joe Klopfenstein	2	37	18.5	36t	1
Aaron Walker	2	13	6.5	8	0
Richard Owens	1	9	9.0	9	0
Madison Hedgecock	1	7	7.0	7	0
Travis Taylor	1	4	4.0	4	0
Rams	333	3561	10.7	40	19
Opponents	318	3847	12.1	83	25

Interceptions	No.	Yds.	Avg.	LG	TD
Oshiomogho Atogwe	8	125	15.6	52t	1
Fakhir Brown	4	48	12.0	36t	1
Pisa Tinoisamoa	2	15	7.5	15	0
Ron Bartell	2	10	5.0	9	0
Jonathan Wade	1	2	2.0	2	0
Tye Hill	1	0	0.0	0	0
Rams	18	200	11.1	52t	2
Opponents	28	427	15.3	68t	4

Punting	No.	Yds.	Avg.	Net	TB	I20	LG	Blk.
Donnie Jones	78	3684	47.2	39.3	9	18	80	0
Rams	78	3684	47.2	39.3	9	18	80	0
Opponents	66	3147	47.7	39.8	8	19	71	0

Punt Returns	No.	FC	Yds.	Avg.	LG	TD
Dante Hall	19	6	286	15.1	85t	1
Brandon Williams	7	7	56	8.0	15	0
Dane Looker	2	0	5	2.5	5	0
Marques Hagans	1	1	0	0.0	0	0
Derek Stanley	1	0	10	10.0	10	0
Rams	30	14	357	11.9	85t	1
Opponents	48	8	437	9.1	37	0

Kickoff Returns	No.	Yds.	Avg.	LG	TD
Dante Hall	29	729	25.1	84	0
Brandon Williams	22	508	23.1	37	0
Derek Stanley	20	509	25.5	49	0
Marques Hagans	7	130	18.6	22	0
Travis Minor	2	24	12.0	21	0
Dane Looker	1	19	19.0	19	0
Jonathan Wade	1	19	19.0	19	0
Rams	82	1938	23.6	84	0
Opponents	58	1578	27.2	91t	2

Field Goals	1-19	20-29	30-39	40-49	50+	T
Jeff Wilkins	0/0	7/8	6/7	8/13	3/4	24/32
Rams	0/0	7/8	6/7	8/13	3/4	24/32
Opponents	0/0	8/8	12/13	12/14	2/4	34/39

Jeff Wilkins
 (42G, 28G) (27G, 29G, 53G, 56N) (42N, 43N, 25G) (28N) (46G, 35G, 31G) (35N, 32G) (31G, 29G, 44N) (40G, 46G) (49G, 21G, 44G) (49G, 35G) (23G) () (40N, 50G) (48N) (52G) (37G, 42G)
Opponents
 (47N, 34G, 32G) (40G) (54N, 27G) () (50G, 39B, 32G) (43G, 42G, 23G, 31G, 36G) (38G, 48G, 45G, 43G) (35G, 45G) () (28G, 38G, 46G) (46N, 33G, 52N) (41G) (27G, 38G, 32G, 46G) (44G, 50G, 25G, 46G) (21G, 29G) (23G, 33G)

Passing	Att.	Comp.	Yds.	Pct.	Yds./Att.	TD	TD%	Int.	Int%	LG	Sack/Lost	Rating
Marc Bulger	378	221	2392	58.5%	6.33	11	2.9%	15	4.0%	40	37/269	70.3
Gus Frerotte	167	94	1014	56.3%	6.07	7	4.2%	12	7.2%	38	11/59	58.3
Brock Berlin	28	17	153	60.7%	5.46	0	0.0%	1	3.6%	23	0/0	60.6
Steven Jackson	1	1	2	100.0%	2.00	1	100.0%	0	0.0%	2t	0/0	118.8
Rams	574	333	3561	58.0%	6.20	19	3.3%	28	4.9%	40	48/328	67.0
Opponents	523	318	3847	60.8%	7.36	25	4.8%	18	3.4%	83	31/234	85.0

COACH: SCOTT LINEHAN

2006 (8-8) 2ND, NFC WEST



Date	W/L	Score	Opponent	Attend.
9/10	W	18-10	DENVER	(65,577)
9/17	L	13-20	at San Francisco	(67,791)
9/24	W	16-14	at Arizona	(63,278)
10/1	W	41-34	DETROIT	(65,563)
10/8	W	23-20	at Green Bay	(70,804)
10/15	L	28-30	SEATTLE	(65,592)
10/29	L	24-38	at San Diego	(66,598)
11/5	L	17-31	KANSAS CITY	(66,191)
11/12	L	22-24	at Seattle	(68,175)
11/19	L	0-15	at Carolina	(73,348)
11/26	W	20-17	SAN FRANCISCO	(65,517)
12/3	L	20-34	ARIZONA	(65,612)
12/11	L	27-42	CHICAGO	(66,234)
12/17	W	20-0	at Oakland	(50,164)
12/24	W	37-31	WASHINGTON (OT)	(62,324)
12/31	W	41-21	at Minnesota	(63,557)
Total Attendance				(1,046,325)

	RAMS	OPP
Total First Downs	332	313
Rushing	94	121
Passing	212	164
Penalty	26	28
3rd Down Eff.	83/222-37.4%	93/205-45.4%
4th Down Eff.	12/18-66.7%	2/6-33.3%
Possession Avg.	31:07	28:53
Total Net Yards	5767	5362
Avg. Per Game	360.4	335.1
Total Plays	1065	962
Avg. Per Play	5.4	5.6
Net Yards Rushing	1805	2327
Avg. Per Game	112.8	145.4
Total Rushes	424	477
Net Yards Passing	3962	3035
Avg. Per Game	247.6	189.7
Sacked/Yards Lost	49/366	34/214
Gross Yards	4328	3249
Attempts/Completions	592/371	451/266
Completion Pct.	62.7%	59.0%
Had Intercepted	8	17
Punts/Average	76/42.4	67/45.2
Net Avg.	37.8	39.0
Penalties/Yards	116/960	92/835
Fumbles/Ball Lost	20/10	24/15
Touchdowns	39	46
Rushing	13	21
Passing	24	21
Returns	2	4

Score by Periods	1	2	3	4	OT	T
Rams	53	136	74	98	6	367
Opponents	76	106	79	120	0	381

Scoring	TD	Ru	Pa	Rt	PAT	FG	S	Pts
Jeff Wilkins	0	0	0	0	35/35	32/37	0	131
Steven Jackson	16	13	3	0	0/0	0/0	0	96
Torry Holt	10	0	10	0	0/0	0/0	0	60
Kevin Curtis	4	0	4	0	0/0	0/0	0	24
Isaac Bruce	3	0	3	0	0/0	0/0	0	20
Stephen Davis	1	0	1	0	0/0	0/0	0	6
Joe Klopfenstein	1	0	1	0	0/0	0/0	0	6
Dominique Byrd	1	0	1	0	0/0	0/0	0	6
Victor Adeyanju	1	0	0	b1	0/0	0/0	0	6
Ron Bartell	1	0	0	c1	0/0	0/0	0	6
Shaun McDonald	1	0	1	0	0/0	0/0	0	6
Rams	39	13	24	2	35/35	32/37	0	367
Opponents	46	21	21	4	46/46	19/24	0	381

Two Point Conversions: Rams 1/2, Opp. 0/0

Sacks - Leonard Little 13.0, La'Roi Glover 5.5, Will Witherspoon 3.0, Pisa Tinoisamoa 2.0, Brandon Chillar 2.0, Raonall Smith 1.5, Oshiomogho Atogwe 1.0, Fakhir Brown 1.0, Victor Adeyanju 1.0, Jimmy Kennedy 1.0, Corey Chavous 1.0, Claude Wroten 1.0, Anthony Hargrove 0.5, Brandon Green 0.5; RAMS: 34.0 OPP.: 49.0

Usual Starters

WR	Holt (16)	LE	Little (16)
LT	Pace (8)	NT	Kennedy (16)
	Steuessie (7)		
LG	Steuessie (8)	UT	Glover (16)
	Setterstrom (6)		
C	Incognito (12)	RE	Adeyanju (9)
RG	Timmerman (13)	WLB	Tinoisamoa (11)
RT	Barron (16)	MLB	Witherspoon (16)
TE	Klopfenstein (16)	SLB	Chillar (14)
WR	Bruce (13)	LCB	Fisher (9)
			T. Hill (7)
QB	Bulger (16)	RCB	F. Brown (14)
FB	Hedgecock (9)	SS	Chavous (16)
RB	S. Jackson (16)	FS	Atogwe (16)

Passing	Att.	Comp.	Yds.	Pct.	Yds./Att.	TD	TD%	Int.	Int%	LG	Sack/Lost	Rating
Marc Bulger	588	370	4301	62.9%	7.3	24	4.1%	8	1.4%	67t	49/366	92.9
Gus Frerotte	3	1	27	33.3%	9.0	0	0.0%	0	0.0%	27	0/0	67.4
Isaac Bruce	1	0	0	0.0%	0.0	0	0.0%	0	0.0%	0	0/0	39.6
Rams	592	371	4328	62.7%	7.3	24	4.1%	8	1.4%	67t	49/366	92.7
Opponents	451	266	3249	59.0%	7.2	21	4.7%	17	3.8%	72t	34/214	81.1

Rushing	No.	Yds.	Avg.	LG	TD
Steven Jackson	346	1528	4.4	59t	13
Stephen Davis	40	177	4.4	16	0
Marc Bulger	18	44	2.4	29	0
Matt Turk	2	19	9.5	16	0
Dane Looker	1	13	13.0	13	0
Tony Fisher	6	9	1.5	4	0
Kay-Jay Harris	3	9	3.0	9	0
Kevin Curtis	4	4	1.0	7	0
Madison Hedgecock	1	2	2.0	2	0
Ryan Fitzpatrick	3	0	0.0	2	0
Rams	424	1805	4.3	59t	13
Opponents	477	2327	4.9	51	21

Receiving	No.	Yds.	Avg.	LG	TD
Torry Holt	93	1188	12.8	67t	10
Steven Jackson	90	806	9.0	64t	3
Isaac Bruce	74	1098	14.8	45	3
Kevin Curtis	40	479	12.0	42	4
Joe Klopfenstein	20	226	11.3	28	1
Tony Fisher	14	159	11.4	49	0
Shaun McDonald	13	136	10.5	28	1
Stephen Davis	12	90	7.5	18	1
Madison Hedgecock	7	29	4.1	7	0
Aaron Walker	5	68	13.6	26	0
Dominique Byrd	2	39	19.5	27t	1
Kay-Jay Harris	1	10	10.0	10	0
Rams	371	4328	11.7	67t	24
Opponents	266	3249	12.2	72t	21

Interceptions	No.	Yds.	Avg.	LG	TD
Ron Bartell	3	63	21.0	38t	1
Tye Hill	3	20	6.7	14	0
Fakhir Brown	3	17	5.7	20	0
Oshiomogho Atogwe	3	8	2.7	7	0
Jerome Carter	2	39	19.5	36	0
Dexter Coakley	2	0	0.0	0	0
Corey Chavous	1	17	17.0	17	0
Rams	17	164	9.6	38t	1
Opponents	8	118	14.8	56	0

Punting	No.	Yds.	Avg.	Net	TB	120	LG	Blk.
Matt Turk	72	3132	43.5	38.3	5	26	74	1
Jeff Wilkins	3	91	30.3	27.7	0	3	33	0
Rams	76	3223	42.4	37.8	5	29	74	1
Opponents	67	3026	45.2	39.0	9	20	66	0

Punt Returns	No.	FC	Yds.	Avg.	LG	TD
Shaun McDonald	23	14	172	7.5	33	0
Dane Looker	7	6	47	6.7	10	0
Willie Ponder	0	0	15	0	15	0
Rams	30	20	234	7.8	33	0
Opponents	27	22	247	9.1	90t	1

Kickoff Returns	No.	Yds.	Avg.	LG	TD
Willie Ponder	26	605	23.3	40	0
J.R. Reed	17	346	20.4	40	0
Kevin Curtis	9	188	20.9	28	0
Tony Fisher	8	165	20.6	26	0
Kay-Jay Harris	4	76	19.0	23	0
Paul Smith	1	3	3.0	3	0
Rams	65	1383	21.3	40	0
Opponents	69	1701	24.7	96t	2

Field Goals	1-19	20-29	30-39	40-49	50+	T
Jeff Wilkins	1/1	11/11	6/6	11/16	3/3	32/37
Rams	1/1	11/11	6/6	11/16	3/3	32/37
Opponents	0/0	7/7	5/7	5/8	2/2	19/24

Jeff Wilkins

(26G, 44M, 38G, 29G, 51G, 48G, 24G) (49G, 46M, 40G) (26G, 47G, 21G) (42G, 19G, 46G, 47G, 47M) (31G, 26G, 20G) () (34G) (41G) (40G, 42G, 35G) () (24G, 51G) (27G, 37G) (48M) (24G, 34G) (21G, 41M) (42G, 53G)

Opponents

(49G) (32G, 46M, 20G) () (29G, 20G) (27G, 45M, 32G) (34M, 49G, 49G, 54G) (31G) (42G) (38G) (40G, 34G) (24G) (23G, 20G) (37M, 49M) () (52G) ()

COACH: MIKE MARTZ (5), JOE VITT (11)

2005 (6-10) 2ND, NFC WEST



DATE	W/L	Score	Opponent	Attend.
9/11	L	25-28	@ San Francisco	(67,918)
9/18	W	17-12	@ Arizona	(45,160)
9/25	W	31-27	TENNESSEE	(65,835)
10/2	L	24-44	@ New York Giants	(78,453)
10/9	L	31-37	SEATTLE	(65,707)
10/17	L	28-45	@ Indianapolis	(57,307)
10/23	W	28-17	NEW ORLEANS	(64,586)
10/30	W	24-21	JACKSONVILLE	(65,251)
11/13	L	16-31	@ Seattle	(67,192)
11/20	L	28-38	ARIZONA	(65,750)
11/27	W	33-27	@ Houston (OT)	(70,010)
12/4	L	9-24	WASHINGTON	(65,701)
12/11	L	13-27	@ Minnesota	(64,005)
12/18	L	16-17	PHILADELPHIA	(65,382)
12/24	L	20-24	SAN FRANCISCO	(65,473)
1/1/06	W	20-10	@ Dallas	(63,131)

	RAMS	OPP.
Total First Downs	314	321
Rushing	82	116
Passing	209	178
Penalty	23	27
3rd Down Eff.	77-211-36.5%	80-199-40.2%
4th Down Eff.	14-21-66.7%	2-9-22.2%
Time of Poss. Avg.	30:14	29:46
Total Net Yards	5571	5602
Avg. Per Game	348.2	350.1
Total Plays	1025	1007
Avg. Per Play	5.4	5.6
Net Yards Rushing	1535	2178
Avg. Per Game	95.9	136.1
Total Rushes	380	459
Net Yards Passing	4036	3424
Avg. Per Game	252.3	214.0
Sacked/Yards Lost	46/315	41/195
Gross Yards	4351	3619
Att-Comp-Int	599-392-24	507-314-13
Completion Pct.	65.4%	61.9%
Punts/Average	73/41.2	68/40.0
Net Avg.	33.9	36.0
Penalties/Yards	131/941	117/1066
Fumbles/Ball Lost	24/13	27/14
Touchdowns	40	50
Rushing	13	22
Passing	23	26
Returns	4	2

Score by Periods	1	2	3	4	OT	T
Rams	67	123	54	113	6	363
Opponents	110	124	92	103	0	429

Scoring	TD	Ru	Pa	Rt	PAT	FG	S	Pts
Wilkins	0	0	0	0	36-36	27-31	0	117
S. Jackson	10	8	2	0	0-0	0-0	0	60
Holt	9	0	9	0	0-0	0-0	0	54
Curtis	7	1	6	0	0-0	0-0	0	42
Bruce	3	0	3	0	0-0	0-0	0	18
Fitzpatrick	2	2	0	0	0-0	0-0	0	12
M. Faulk	1	0	1	0	0-0	0-0	1	8
Harris	1	1	0	0	0-0	0-0	1	8
Johnson	1	0	0	1	0-0	0-0	0	6
Manumaleuna	1	0	1	0	0-0	0-0	0	6
Archuleta	1	0	0	1	0-0	0-0	0	6
Cason	1	1	0	0	0-0	0-0	0	6
Furrey	1	0	0	1	0-0	0-0	0	6
Chillar	1	0	0	1	0-0	0-0	0	6
Cleeland	1	0	1	0	0-0	0-0	0	6
Rams	40	13	23	4	36-36	27-31	2	363
Opponents	50	22	26	2	49-49	26-33	1	429

Two Point Conversions: Rams 2-3, Opp. 1-1

Sacks - Little 9.5, Hargrove 6.5, Archuleta 3.5, Green 3.0, Kennedy 3.0, T. Jackson 2.5, Ivy 2.0, Pickett 2.0, Coakley 2.0, Tinoisamoa 1.5, Lewis 1.0, Atogwe 1.0, Claiborne 0.5; RAMS 38.0, OPP 46.0

Usual Starters

WR	Holt (14)	LE	Little (14)
LT	Pace (16)	NT	Pickett (16)
LG	Terrell (10)	DT	Kennedy (9)
C	McCullum (16)	RE	Hargrove (15)
RG	Timmerman (16)	WLB	Tinoisamoa (15)
RT	Barron (11)	MLB	Claiborne (7)
TE	Manumaleuna (16)	SLB	Coakley (9)
WR	Bruce (10)	LCB	Groce (15)
QB	Bulger (8)	RCB	T. Fisher (8)
			Bartell (7)
FB	Hedgecock (7)	SS	Archuleta (14)
RB	S. Jackson (15)	FS	Furrey (11)

Passing	Att.	Comp.	Yds.	Pct.	Yds./Att.	TD	TD%	Int.	Int%	LG	Sack/Lost	Rating
Marc Bulger	287	192	2297	66.9%	8.0	14	4.9%	9	3.1%	57t	26-188	94.4
Jamie Martin	177	124	1277	70.1%	7.2	5	2.8%	7	4.0%	83t	11-78	83.5
Ryan Fitzpatrick	135	76	777	56.3%	5.8	4	3.0%	8	5.9%	56t	9-49	58.2
Rams	599	392	4351	65.4%	7.3	23	3.8%	24	4.0%	83t	46-315	83.0
Opponents	507	314	3619	61.9%	7.1	26	5.1%	13	2.6%	52	41-195	89.9

Rushing	No.	Yds.	Avg.	LG	TD
S. Jackson	254	1046	4.1	51	8
M. Faulk	65	292	4.5	20	0
Cason	10	65	6.5	14	1
Fitzpatrick	14	64	4.6	14t	2
Bulger	9	29	3.2	9	0
Harris	13	21	1.6	10	1
McDonald	1	7	7.0	7	0
Martin	9	6	0.7	9	0
Curtis	1	5	5.0	5t	1
Manumaleuna	1	2	2.0	2	0
Holt	1	2	2.0	2	0
Hedgecock	1	0	0.0	0	0
Wilkins	1	-4	-4.0	-4	0
Rams	380	1535	4.0	51	13
Opponents	459	2178	4.7	73t	22

Receiving	No.	Yds.	Avg.	LG	TD
Holt	102	1331	13.0	44	9
Curtis	60	801	13.4	83t	6
McDonald	46	523	11.4	31	0
M. Faulk	44	291	6.6	18	1
S. Jackson	43	320	7.4	27	2
Bruce	36	525	14.6	46t	3
Looker	23	237	10.3	23	0
Manumaleuna	13	129	9.9	33	1
Hedgecock	9	69	7.7	15	0
Cleeland	5	17	3.4	9t	1
Harris	4	34	8.5	17	0
Williams	3	21	7.0	12	0
Robinson	1	28	28.0	28	0
Thompson	1	13	13.0	13	0
Cason	1	11	11.0	11	0
Bulger	1	1	1.0	1	0
Rams	392	4351	11.1	83t	23
Opponents	314	3619	11.5	52	26

Interceptions	No.	Yds.	Avg.	LG	TD
Furrey	4	143	35.8	67t	1
Tinoisamoa	2	35	17.5	20	0
Groce	2	0	0.0	0	0
Archuleta	1	85	85.0	85t	1
Atogwe	1	42	42.0	42	0
Hawthorne	1	24	24.0	24	0
Ivy	1	19	19.0	19	0
Coakley	1	16	16.0	16	0
Rams	13	364	28.0	85t	2
Opponents	24	268	11.2	37	0

Punting	No.	Yds.	Avg.	TB	In20	LG	Blk.
Barker	50	2137	42.7	4	13	63	0
Hodges	22	836	38.0	1	3	55	0
Wilkins	1	35	35.0	1	0	35	0
Rams	73	3008	41.2	6	16	63	0
Opponents	67	2722	40.0	5	18	55	1

Punt Returns	No.	FC	Yds.	Avg.	LG	TD
Looker	8	2	69	8.6	17	0
McDonald	8	6	33	4.1	14	0
Allen	7	6	38	5.4	12	0
Furrey	4	2	28	7.0	13	0
Fair	3	6	7	2.3	8	0
Atogwe	0	1	0	0	0	0
Rams	30	23	175	5.8	17	0
Opponents	39	14	410	10.5	75t	1

Kickoff Returns	No.	Yds.	Avg.	LG	TD
Johnson	38	857	22.6	99t	1
Allen	23	472	20.5	32	0
Fair	10	182	18.2	35	0
Cason	2	48	24.0	29	0
Harris	1	21	21.0	21	0
Rams	74	1580	21.4	99t	1
Opponents	70	1781	25.4	90	0

Field Goals	1-19	20-29	30-39	40-49	50+	T
Wilkins	0-0	6-7	8-8	9-11	4-5	27-31
Rams	0-0	6-7	8-8	9-11	4-5	27-31
Opponents	0-0	7-7	13-13	4-11	2-2	26-33

Wilkins
 (30G, 41G, 33G, 41G)(29G)(46G)(37G, 48M)(40G)(29G, 49G)(48M)(41G)(31G, 36G, 39G)(47G, 32G)(37G, 47G)(51G, 23G)(26G, 53G, 28G)(50G, 51G)(49G, 27M, 53M, 20G)

Opponents
 ()(29G, 26G, 48G, 35G)(41G, 39G)(38G, 32G, 23G)(34G, 44G, 28G)(48M, 22G)(45B, 22G)(49M, 44 M)(31G)(32G, 33G, 51G)(39G, 46M, 35G)(45M, 38G)(37G, 44G)(31G)(56G)(22G, 47M)

COACH: MIKE MARTZ

2004 (8-8) 2ND, NFC WEST



DATE	W/L	Score	Opponent	Attend.
9/12	W	17-10	ARIZONA	(65,538)
9/19	L	17-34	@ Atlanta	(70,882)
9/26	L	25-28	NEW ORLEANS, OT	(65,856)
10/3	W	24-14	@ San Francisco	(66,696)
10/10	W	33-27	@ Seattle	(66,940)
10/18	W	28-21	TAMPA BAY	(66,040)
10/24	L	14-31	@ Miami	(72,945)
11/7	L	22-40	NEW ENGLAND	(66,107)
11/14	W	23-12	SEATTLE	(66,044)
11/21	L	17-37	@ Buffalo	(72,393)
11/29	L	17-45	@ Green Bay	(70,385)
12/5	W	16-6	SAN FRANCISCO	(65,793)
12/12	L	7-20	@ Carolina	(73,306)
12/19	L	7-31	@ Arizona	(40,070)
12/27	W	20-7	PHILADELPHIA	(66,129)
1/2	W	32-29	NEW YORK JETS, OT	(65,877)
1/8	W	27-20	@ Seattle	(65,397)
1/15	L	17-47	@ Atlanta	(70,709)

	RAMS	OPP.
First Downs	321	311
Rushing	96	118
Passing	203	172
Penalty	22	21
3rd Down Eff.	89-211-42.2%	76-209-36.4%
4th Down Eff.	13-19-68.4%	12-17-70.6%
Time of Poss. Avg.	31:05	28:55
Total Net Yards	5877	5353
Avg./Game	367.3	334.6
Total Plays	1011	1006
Avg./Play	5.8	5.3
Net Yards Rushing	1624	2179
Avg./Game	101.5	136.2
Total Rushes	381	480
Net Yards Passing	4253	3174
Avg./Game	265.8	198.4
Sacked/Yards Lost	50/362	34/241
Gross Yards	4615	3415
Att.-Comp.-Int.	580-372-22	492-292-6
Completion Pct.	64.1	59.3
Punts/Average	68/41.9	71/42.5
Net Avg.	68/34.0	71/37.6
Penalties/Yards	127/993	109/827
Fumbles/Ball Lost	27/17	18/9
Touchdowns	37	43
Rushing	11	13
Passing	23	24
Returns	3	6

Score by Periods	1	2	3	4	OT	T
Rams	69	115	40	86	9	-319
Opponents	78	127	90	94	3	-392

Scoring	TD	Ru	Pa	Rt	PAT	FG	S	Pts
Wilkins	0	0	0	0	32-32	19-24	0	89
Holt	10	0	10	0	0-0	0-0	0	60
Bruce	6	0	6	0	0-0	0-0	0	36
M. Faulk	4	3	1	0	0-0	0-0	2	28
S.Jackson	4	4	0	0	0-0	0-0	1	26
M cDonald	3	0	3	0	0-0	0-0	0	18
Bulger	3	3	0	0	0-0	0-0	0	18
Curtis	2	0	2	0	0-0	0-0	1	14
Little	2	0	0	2	0-0	0-0	0	12
Goodspeed	1	1	0	0	0-0	0-0	0	6
Manumaleuna	1	0	1	0	0-0	0-0	0	6
Archuleta	1	0	0	1	0-0	0-0	0	6
Rams	37	11	23	3	32-32	19-24	4	319
Opponents	43	13	24	6	39-39	31-36	1	392

Two Point Conversions: Rams 4-4, Opp. 1-4

Sacks - Fisher 8.5, Little 7.0, Lewis 5.0, T. Jackson 4.0, Archuleta 2.0, Pickett 2.0, Polley 2.0, Tinoisamoa 1.5, Hargrove 1.0, Flowers 1.0, RAMS: 34.0, Opponents: 50.0

Usual Starters

WR	Holt (16)	LE	Little (16)
LT	Pace (16)	NT	Pickett (16)
LG	Nütten (6)	DT	Lewis (10)
C	McCullum (16)	RE	B. Fisher (14)
RG	Timmerman (16)	WLB	Tinoisamoa (16)
RT	G. Williams (11)	MLB	Thomas (11)
TE	Manumaleuna (16)	SLB	Polley (13)
WR	Bruce (16)	LCB	Butler (16)
QB	Bulger (14)	RCB	T.Fisher (10)
FB	Goodspeed (5)	SS	Archuleta (14)
RB	M. Faulk (14)	FS	A. Williams (9)

Rushing	No.	Yds.	Avg.	LG	TD
M. Faulk	195	774	4.0	40	3
S. Jackson	134	673	5.0	48	4
Bulger	19	89	4.7	19t	3
Harris	20	63	3.2	14	0
Curtis	3	24	8.0	15	0
Goodspeed	3	6	2.0	2t	1
Chandler	1	2	2.0	2	0
McDonald	4	0	0.0	7	0
Cleeland	1	-2	-2.0	-2	0
Wilkins	1	-5	-5.0	-5	0
Rams	381	1624	4.3	48	11
Opponents	480	2179	4.5	42t	13

Receiving	No.	Yds.	Avg.	LG	TD
Holt	94	1372	14.6	75t	10
Bruce	89	1292	14.5	56	6
M. Faulk	50	310	6.2	25	1
McDonald	37	494	13.4	52t	3
Curtis	32	421	13.2	41t	2
S.Jackson	19	189	9.9	28	0
Manumaleuna	15	174	11.6	48	1
Looker	13	183	14.1	29	0
Goodspeed	11	71	6.5	13	0
Cleeland	7	57	8.1	15	0
Harris	4	44	11.0	21	0
Furrey	1	8	8.0	8	0
Rams	372	4615	12.4	75t	23
Opponents	292	3415	11.7	71t	24

Interceptions	No.	Yds.	Avg.	LG	TD
Butler	5	15	3.0	10	0
T. Fisher	1	30	30.0	30	0
Rams	6	45	7.5	30	0
Opponents	22	191	8.7	38t	1

Punting	No.	Yds.	Avg.	TB	In20	LG	Blk.
Landeta	40	1733	43.3	3	9	63	0
Stemke	28	1115	39.8	3	12	56	0
Rams	68	2848	41.9	6	21	63	0
Opponents	71	3014	42.5	10	17	65	0

Punt Returns	No.	FC	Yds.	Avg.	LG	TD
McDonald	30	18	143	4.8	39	0
Rams	30	18	143	4.8	39	0
Opponents	35	17	416	11.9	86t	1

Kickoff Returns	No.	Yds.	Avg.	LG	TD
Harris	47	951	20.2	29	0
Cason	14	310	22.1	31	0
Furrey	8	157	19.6	23	0
S. Jackson	4	79	19.8	23	0
Anderson	4	71	17.8	25	0
Manumaleuna	2	13	6.5	13	0
Groce	1	15	15.0	15	0
Goodspeed	1	9	9.0	9	0
Flowers	1	0	0.0	0	0
M.Faulk	1	0	0.0	0	0
Coady	1	-1	-1.0	-1	0
Rams	84	1604	19.1	31	0
Opponents	66	1680	25.5	94t	1

Field Goals	1-19	20-29	30-39	40-49	50+	T
Wilkins	0/0	7/7	5/6	3/6	4/5	19/24
Rams	0/0	7/7	5/6	3/6	4/5	19/24
Opponents	0/0	8/8	11/12	9/11	3/5	31/36

Wilkins
 (50G, 28G, 22G)(46G)(53G)(20G, 33N)(39G, 36G)(56N, 44N)(0)(36G, 47G, 23G)
 (41G)(42N, 34G)(29G, 52G, 52G) () () (44N, 28G, 29G)(31G)

Opponents
 (22G)(35G,25G)(52G, 53G, 39G, 51N, 38G, 31G)(0)(48G, 43N, 34G)(35N, 48N)
 (43G)(43G, 31G, 45G, 36G)(28G, 30G, 45G, 41G)(21G, 35G, 33G)(27G)(51G,
 40G)(27G, 20G)(48G) () (47G, 33G, 27G, 53N)

Passing	Att.	Comp.	Yds.	Pct.	Yds./Att.	TD	TD%	Int.	Int%	LG	Sack/Lost	Rating
Bulger	485	321	3964	66.2%	8.2	21	4.3%	14	2.9%	56	41-302	93.7
Chandler	62	35	463	56.5%	7.5	2	3.2%	8	12.9%	75t	7-54	51.4
Martin	30	16	188	53.3%	6.3	0	0.0%	0	0.0%	26	2-6	72.7
Bruce	2	0	0	0.0%	0.0	0	0.0%	0	0.0%	0	0-0	39.6
Wilkins	1	0	0	0.0%	0.0	0	0.0%	0	0.0%	0	0-0	39.6
Rams	580	372	4615	64.1%	8.0	23	4.0%	22	3.8%	75t	50-362	86.1
Opponents	492	292	3415	59.3%	6.9	24	4.9%	6	1.2%	71t	34-241	91.6

COACH: MIKE MARTZ

2003 (12-4) 1ST, NFC WEST



DATE	W/L	Score	Opponent	Attend.
9/7	L	13-23	@ New York Giants	(78,666)
9/14	W	27-24	SAN FRANCISCO, OT	(65,990)
9/21	L	23-24	@ Seattle	(65,841)
9/28	W	37-13	ARIZONA	(65,758)
10/13	W	36-0	ATLANTA	(66,075)
10/19	W	34-24	GREEN BAY	(66,201)
10/26	W	33-21	@ Pittsburgh	(62,655)
11/2	L	10-30	@ San Francisco	(67,812)
11/9	W	33-22	BALTIMORE	(66,085)
11/16	W	23-21	@ Chicago	(61,820)
11/23	W	30-27	@ Arizona, OT	(42,089)
11/30	W	48-17	MINNESOTA	(66,134)
12/8	W	26-20	@ Cleveland	(73,108)
12/14	W	27-22	SEATTLE	(66,152)
12/21	W	27-10	CINCINNATI	(66,061)
12/28	L	20-30	@ Detroit	(61,006)
1/10	L	23-29	CAROLINA, 2OT	(66,165)

	RAMS	OPP.
First Downs	335	272
Rushing	97	92
Passing	211	164
Penalty	27	16
3rd Down Eff.	92-216-42.6%	75-209-35.9%
4th Down Eff.	7-15-46.7%	9-21-42.9%
Time of Poss. Avg.	31:53	28:07
Total Net Yards	5457	5052
Avg./Game	341.1	315.8
Total Plays	1054	964
Avg./Play	5.2	5.2
Net Yards Rushing	1496	1980
Avg./Game	93.5	123.8
Total Rushes	411	412
Net Yards Passing	3961	3072
Avg./Game	247.6	192.0
Sacked/Yds. Lost	43-326	42-291
Gross Yards	4287	3363
Att-Comp-Int	600-377-23	510-296-24
Comp. %	62.8	58.0
Punts/Avg.	59-42.8	74-41.1
Net Avg.	32.9	34.6
Penalties/Yards	92-667	114-882
Fumbles/ Ball Lost	33-16	31-22
Touchdowns	47	39
Rushing	19	9
Passing	23	23
Returns	5	7

Score by Periods	1	2	3	4	OT	T
Rams	123	120	76	122	6	- 447
Opponents	67	117	82	62	0	- 328

Scoring	TD	Ru	Pa	Rt	PAT	FG	S	Pts
Wilkins	0	0	0	0	46-46	39-42	0	163
Holt	12	0	12	0			0	72
Faulk	11	10	1	0			0	66
Bruce	5	0	5	0			0	30
Bulger	4	4	0	0			0	24
Harris	4	4	0	0			0	24
Looker	3	0	3	0			0	18
T. Fisher	2	0	0	2				12
Manumaleuna	2	0	2	0				12
A. Williams	2	0	0	2			0	12
Archuleta	1	0	0	1			0	6
Gordon	1	1	0	0			0	6
Wistrom	0	0	0	0			1	2
Rams	47	19	23	5	46-46	39-42	1	447
Opponents	39	9	23	7	35-36	19-24	1	328

Two Point Conversions: Rams 0-1, Opp. 0-3

Sacks - Little 12.5-88.5, Wistrom 7.5-38.0, Jackson 5.5-35.0, Archuleta 5.0-36.0, Thomas 2.0-20.0, Tinoisamoa 2.0-17.0, Young 2.0-15.5, B. Fisher 2.0-9.0, A. Williams 1.0-6.0, Pickett 1.0-6.0, Duncan 1.0-5.0, Lewis 0.5-6.0; TEAM 42.0-291.0, Opp. 43.0-326.0

Usual Starters

WR Holt (15)	LE Little (12)
LT Pace (16)	NT Pickett (13)
LG McCollum (16)	DT Young (9)
C Wohlabough (16)	RE Wistrom (16)
RG Timmerman (16)	WLB Tinoisamoa (14)
RT Turley (16)	MLB Thomas (8)
TE Manumaleuna (15)	SLB Polley (13)
WR Bruce (15)	LCB Butler (15)
QB Bulger (15)	RCB T.Fisher (15)
FB Goodspeed (4)	SS Archuleta (13)
RB Faulk (11)	FS A. Williams (15)

Rushing	No.	Yds.	Avg.	LG	TD
Faulk	209	818	3.9	52	10
Gordon	71	298	4.2	20	1
Harris	85	255	3.0	18	4
Bulger	29	75	2.6	28	4
Bruce	2	17	8.5	14	0
Manumaleuna	4	15	3.8	8	0
McDonald	2	7	3.5	5	0
Wilkins	1	7	7.0	7	0
Furrey	3	5	1.7	2	0
Holt	1	5	5.0	5	0
Warner	1	0	0.0	0	0
Massey	1	-1	-1.0	-1	0
Cleeland	2	-5	-2.5	0	0
Rams	411	1496	3.6	52	19
Opponents	412	1980	4.8	76t	9

Receiving	No.	Yds.	Avg.	LG	TD
Holt	117	1696	14.5	48	12
Bruce	69	981	14.2	41	5
Looker	47	495	10.5	41	3
Faulk	45	290	6.4	30	1
Manumaleuna	29	238	8.2	39	2
Furrey	20	189	9.5	24	0
Harris	15	102	6.8	26	0
Cleeland	10	145	14.5	29	0
McDonald	10	62	6.2	13	0
Gordon	8	59	7.4	21	0
Curtis	4	13	3.3	8	0
St. Clair	1	18	18.0	18	0
Need	1	6	6.0	6	0
Timmerman	1	-7	-7.0	-7	0
Goodspeed	0	0	----	0	0
Rams	377	4287	11.4	48	23
Opponents	296	3363	11.4	77	23

Interceptions	No.	Yds.	Avg.	LG	TD
T. Fisher	4	205	51.3	74t	2
A. Williams	4	82	20.5	46t	1
Butler	4	72	18.0	45	0
Polley	4	32	8.0	22	0
Tinoisamoa	3	46	15.3	29	0
Little	1	28	28.0	28	0
Archuleta	1	22	22.0	22	0
Jackson	1	11	11.0	11	0
Groce	1	7	7.0	7	0
Duncan	1	0	0.0	0	0
Rams	24	505	21.0	74t	3
Opponents	23	300	13.0	70t	1

Punting	No.	Yds.	Avg.	TB	In20	LG	Blk.
Landeta	59	2525	42.8	5	14	57	0
Rams	59	2525	42.8	5	14	57	0
Opponents	74	3061	41.4	8	19	61	2

Punt Returns	No.	FC	Yds.	Avg.	LG	TD
Groce	19	3	135	7.1	19	0
Furrey	11	7	119	10.8	28	0
Harris	7	0	36	5.1	13	0
Looker	2	1	47	23.5	44	0
Rams	39	11	337	8.6	44	0
Opponents	32	12	484	15.1	84t	2

Kickoff Returns	No.	Yds.	Avg.	LG	TD
Harris	51	1175	23.0	42	0
Furrey	7	140	20.0	27	0
Reynolds	6	109	18.2	25	0
Need	2	27	13.5	20	0
Coady	1	0	0.0	0	0
Goodspeed	1	1	1.0	1	0
Groce	1	33	33.0	25	0
St. Clair	1	3	3.0	3	0
Cleeland	0	0	----	----	0
Rams	70	1488	21.3	42	0
Opponents	83	1985	23.9	100t	2

Field Goals	1-19	20-29	30-39	40-49	50+	T
Wilkins	0-0	16-16	11-13	8-9	4-4	39-42
Rams	0-0	16-16	11-13	8-9	4-4	39-42
Opponents	0-0	5-5	7-9	6-7	1-3	19-24

Wilkins (39G,28G)(28G, 33G, 33G) (24G, 53G, 31G, 39N)(28G, 38G)(39G, 43G)(47N, 20G, 22G)(39G)(49G, 46G, 48G, 27G)(41G, 44G, 31G)(29G, 24G, 49G)(28G, 51G)(28G, 26G, 29G, 37G, 39N)(33G, 46G)(26G, 50G)(51G, 36G)
Opponents (24G,47G,44G)(35G, 43N)(36G, 35N)() (60B)(33G)() (44G, 53N)(41G, 25G, 41G) (34N)(22G, 27G)(28G)() (31G, 38G)(48G)(39G, 38G, 50G)

Passing	Att.	Comp.	Yds.	Pct.	Yds./Att.	TD	TD%	Int.	Int%	LG	Sack/Lost	Rating
Bulger	532	336	3845	63.2	7.23	22	4.1	22	4.1	48	37-288	81.4
Warner	65	38	365	58.5	5.62	1	1.5	1	1.5	37t	6-38	72.9
Bruce	2	2	66	100.0	33.00	0	0.0	0	0.0	41	0-0	118.8
Looker	1	1	11	100.0	11.00	0	0.0	0	0.0	11	0-0	112.5
Rams	600	377	4287	62.8	7.15	23	3.8	23	3.8	48	43-326	81.0
Opponents	510	296	3363	58.0	6.59	23	4.5	24	4.7	77	42-291	73.3

COACH: MIKE MARTZ

2002 (7-9) 2ND, NFC WEST



DATE	W/L	Score	Opponent	Attend.
9/8	L	16-23	@ Denver	(75,710)
9/15	L	21-26	NEW YORK GIANTS	(65,932)
9/23	L	14-26	@ Tampa Bay	(65,652)
9/29	L	10-13	DALLAS	(66,165)
10/6	L	13-37	@ San Francisco	(67,853)
10/13	W	28-13	OAKLAND	(66,070)
10/20	W	37-20	SEATTLE	(65,931)
11/3	W	27-14	@ Arizona	(47,819)
11/10	W	28-24	SAN DIEGO	(66,093)
11/18	W	21-16	CHICAGO	(66,250)
11/24	L	17-20	@ Washington	(79,823)
12/1	L	3-10	@ Philadelphia	(65,552)
12/8	L	10-49	@ Kansas City	(78,601)
12/15	W	30-28	ARIZONA	(65,939)
12/22	L	10-30	@ Seattle	(63,953)
12/30	W	31-20	SAN FRANCISCO	(66,118)

	RAMS	OPP.
First Downs	315	282
Rushing	76	105
Passing	219	148
Penalty	20	29
3rd Down Eff.	81-206-39.3%	71-197-36.0%
4th Down Eff.	6-10-60.0%	5-13-38.5%
Time of Poss. Avg.	30:38	29:22
Total Net Yards	5559	5025
Avg./Game	347.4	314.1
Total Plays	1024	944
Avg./Play	5.4	5.3
Net Yards Rushing	1405	1816
Avg./Game	87.8	113.5
Total Rushes	343	445
Net Yards Passing	4154	3209
Avg./Game	259.6	200.6
Sacked/Yds. Lost	46-326	38-240
Gross Yards	4480	3449
Att-Comp-Int	635-408-27	461-292-12
Comp. %	64.3	63.3
Punts/Avg.	72-41.9	70-41.0
Net Avg.	32.7	33.3
Penalties/Yards	120-919	99-755
Fumbles/Ball Lost	29-18	32-14
Touchdowns	37	42
Rushing	11	15
Passing	24	15
Returns	2	12

Score by Periods	1	2	3	4	T
Rams	65	80	47	124	- 316
Opponents	64	152	57	96	- 369

Scoring	TD	Ru	Pa	Rt	PAT	FG	S	Pts
Wilkins	0	0	0	0	37-37	19-25	0	94
Faulk	10	8	2	0	0-0	0-0	0	60
Bruce	7	0	7	0	0-0	0-0	0	42
Holt	4	0	4	0	0-0	0-0	0	24
Proehl	4	0	4	0	0-0	0-0	0	24
Conwell	3	1	2	0	0-0	0-0	0	18
Gordon	3	1	2	0	0-0	0-0	0	18
Bly	2	0	0	2	0-0	0-0	0	12
Edwards	2	0	2	0	0-0	0-0	0	12
Bulger	1	1	0	0	0-0	0-0	0	6
Manumaleuna	1	0	1	0	0-0	0-0	0	6
Rams	37	11	24	2	37-37	19-25	0	316
Opponents	42	15	15	12	39-39	26-30	0	369

Sacks - Little 12.0-79.0, Wistrom 4.5-30.0, Zgonina 4.0-29.0, Lewis 4.0-29.0, Jackson 3.5-26.0, Whitley 3.0-19.0, Archuleta 2.5-15.5, Young 2.0-8.0, Bly 1.0-10.0, Team 1.0-3.0, Pickett 0.5-0.5; TEAM 38.0-240.0; Opp. 46.0-326.0

Usual Starters

WR	Holt (12)	LE	Little (15)
LT	Pace (10)	LDT	Young (14)
LG	Nütten (11)	RDT	Zgonina (16)
C	McCullum (16)	RE	Wistrom (14)
RG	Timmerman (13)	LLB	Thomas (7)
RT	St. Clair (13)	MLB	Duncan (12)
TE	Conwell (11)	RLB	Polley (10)
WR	Bruce (16)	CB	T. Fisher (9)
QB	Bulger (7)	CB	Bly (16)
FB	Hodgins (8)	SS	Archuleta (16)
RB	Faulk (10)	FS	Herring (16)

Rushing	No.	Yds.	Avg.	LG	TD
Faulk	212	953	4.5	71t	8
Gordon	65	228	3.5	29	1
T. Wilkins	6	56	9.3	18	0
Canidate	17	48	2.8	22	0
Warner	8	33	4.1	9	0
Conwell	6	30	5.0	15	1
Edwards	3	21	7.0	27	0
Bruce	3	18	6.0	13	0
Holt	2	18	9.0	14	0
Hodgins	3	7	2.3	5	0
Martin	5	6	1.2	5	0
Hetherington	1	0	0.0	0	0
Proehl	0	0	---	---	0
Bulger	12	-13	-1.1	1t	1
Rams	343	1405	4.1	44	11
Opponents	445	1816	4.1	40	15

Receiving	No.	Yds.	Avg.	LG	TD
Holt	91	1302	14.3	58	4
Faulk	80	537	6.7	40	2
Bruce	79	1075	13.6	34t	7
Proehl	43	466	10.8	33	4
Conwell	34	419	12.3	52	2
Gordon	30	278	9.3	25	2
Edwards	18	157	8.7	48	2
Hodgins	9	47	5.2	11	0
Manumaleuna	8	106	13.3	27	1
T. Wilkins	5	31	6.2	14	0
Murphy	5	23	4.6	8	0
Canidate	4	31	7.8	13	0
Bulger	1	3	3.0	3	0
Hetherington	1	2	2.0	2	0
Timmerman	0	3	---	3	0
Rams	408	4480	11.0	58	24
Opponents	292	3449	11.8	83	15

Interceptions	No.	Yds.	Avg.	LG	TD
Herring	3	38	12.7	36	0
Bly	2	0	0.0	0	0
T. Fisher	2	0	0.0	0	0
Davis	1	29	29.0	29	0
A. Williams	1	3	3.0	3	0
Archuleta	1	2	2.0	2	0
Wistrom	1	2	2.0	2	0
McCleon	1	0	0.0	0	0
Rams	12	74	6.2	36	0
Opponents	27	492	18.2	60	5

Punting	No.	Yds.	Avg.	TB	In20	LG	Blk.
Berger	72	3020	41.9	10	26	64	0
Rams	72	3020	41.9	10	26	64	0
Opponents	70	2868	41.0	8	19	63	0

Punt Returns	No.	FC	Yds.	Avg.	LG	TD
T. Wilkins	25	13	242	9.7	55	0
Bly	8	3	138	17.3	78t	1
Rams	33	16	380	11.5	78t	1
Opponents	34	10	463	13.6	86t	1

Kickoff Returns	No.	Yds.	Avg.	LG	TD
T. Wilkins	47	1074	22.9	42	0
Edwards	10	211	21.1	32	0
Canidate	7	197	28.1	53	0
Gordon	6	104	17.3	30	0
Manumaleuna	3	30	10.0	15	0
Bly	1	5	5.0	5	0
Murphy	1	21	21.0	21	0
Rams	75	1642	21.9	53	0
Opponents	57	1354	23.8	97t	2

Field Goals	1-19	20-29	30-39	40-49	50+	T
Wilkins	0-0	5-5	8-10	6-9	0-1	19-25
Rams	0-0	5-5	8-10	6-9	0-1	19-25
Opponents	1-1	4-4	13-15	7-9	1-1	26-30

Wilkins (41G,43G,39N,39G)(35N)(27G,49N)(38G,37G)(31G,45G,47G)(47N,24G,42G)(30G)(55N,22G)(36G,42N)(26G,37G,26G)(45G)(39G)
Opponents (41G,34G,32G)(20G,32G,34G,25G)(39G,47G)(35G,48G)(33G,21G,32G)(43G,32G,35N)(48N)(41G)(37G,48G,50G)(40N,34N)(31G)(31G,36G,22G)(19G,44G)

Passing	Att.	Comp.	Yds.	Pct.	Yds./Att.	TD	TD%	Int.	Int%	LG	Sack/Lost	Rating
Warner	220	144	1431	65.5	6.50	3	1.4	11	5.0	43	21-130	67.4
Bulger	214	138	1826	64.5	8.53	14	6.5	6	2.8	58	12-102	101.5
Martin	195	124	1216	63.6	6.24	7	3.6	10	5.1	33	10-77	71.7
Covington	5	2	7	40.0	1.40	0	0.0	0	0.0	4	2-16	47.9
Proehl	1	0	0	0.0	0.00	0	0.0	0	0.0	0	1-1	39.6
Rams	635	408	4480	64.3	7.06	24	3.8	27	4.3	58	46-326	79.9
Opponents	461	292	3449	63.3	7.48	15	3.3	12	2.6	83	38-240	86.0

COACH: MIKE MARTZ

2000 (10-6) 2ND, NFC WEST



DATE	W/L	Score	Opponent	Attend.
9/4	W	41-36	DENVER	(65,956)
9/10	W	37-34	@ Seattle	(64,869)
9/17	W	41-24	SAN FRANCISCO	(65,945)
9/24	W	41-20	@ Atlanta	(58,761)
10/1	W	57-31	SAN DIEGO	(66,010)
10/15	W	45-29	ATLANTA	(66,019)
10/22	L	34-54	@ Kansas City	(79,142)
10/29	W	34-24	@ San Francisco	(73,224)
11/5	L	24-27	CAROLINA	(66,048)
11/12	W	38-24	@ New York Giants	(78,174)
11/20	L	20-33	WASHINGTON	(66,087)
11/26	L	24-31	NEW ORLEANS	(66,064)
12/3	L	3-16	@ Carolina	(73,358)
12/10	W	40-29	MINNESOTA	(66,273)
12/18	L	35-38	@ Tampa Bay	(65,653)
12/24	W	26-21	@ New Orleans	(64,900)
12/30	L	28-31	@ New Orleans	(64,900)

	RAMS	OPP.
First Downs	380	321
Rushing	112	95
Passing	247	195
Penalty	21	31
3rd Down Eff.	86-181-47.5%	74-192-38.5%
4th Down Eff.	8-13-61.5	6-12-50%
Time of Poss. Avg.	30:54	29:06
Total Net Yards	7075	5494
Avg./Game	442.2	343.4
Total Plays	1014	968
Avg./Play	7.0	5.7
Net Yards Rushing	1843	1697
Avg./Game	115.2	106.1
Total Rushes	383	383
Net Yards Passing	5232	3797
Avg./Game	327.0	237.3
Sacked/Yds. Lost	44-260	51-288
Gross Yards	5492	4085
Att-Comp-Int	587-380-23	534-323-19
Comp. %	64.7	60.5
Punts/Avg.	44-39.5	67-42.2
Net Avg.	34.2	33.5
Penalties/Yards	111-942	101-747
Fumbles/ Ball Lost	24-12	19-6
Touchdowns	67	56
Rushing	26	18
Passing	37	32
Returns	4	6

Score by Periods	1	2	3	4	T
Rams	116	147	154	123	- 540
Opponents	94	130	103	144	- 471

Scoring	TD	Ru	Pa	Rt	PAT	FG	S	Pts
Faulk	26	18	8	0	0-0	0-0	0	160
Wilkins	0	0	0	0	38-38	17-17	0	89
Bruce	9	0	9	0	0-0	0-0	0	54
Holt	6	0	6	0	0-0	0-0	0	36
Hakim	5	0	4	1	0-0	0-0	0	30
Holcombe	4	3	1	0	0-0	0-0	0	24
Proehl	4	0	4	0	0-0	0-0	0	24
Watson	4	4	0	0	0-0	0-0	0	24
Hall	0	0	0	0	9-9	4-5	0	21
Stoyanovich	0	0	0	0	11-11	3-5	0	20
R. Williams	3	0	3	0	0-0	0-0	0	20
Horne	3	0	2	1	0-0	0-0	0	18
Bush	1	0	0	1	0-0	0-0	0	6
Green	1	1	0	0	0-0	0-0	0	6
Lyle	1	0	0	1	0-0	0-0	0	6
Fletcher	0	0	0	0	0-0	0-0	0	2
Rams	67	26	37	4	58-58	24-27	0	540
Opponents	56	18	32	6	49-50	26-31	1	471

Two Point Conversions: Faulk (2), Fletcher, R. Williams. Rams 4-9, Opp. 3-6

Sacks - Wistrom 11.0-67, Carter 10.5-53, Fletcher 5.5-26.5, Little 5.0-23.5, Agnew 4.0-12, McCleon 2.0-28, Moran 2.0-14, M. Jones 2.0-9, Zgonina 2.0-5, Farr 1.0-11, Bly 1.0-10, Bush 1.0-9, Hobgood-Chittick 1.0-7, Lyght 1.0-7, Collins 1.0-4, Styles 1.0-2. **TEAM:** 51-288; Opp. 44-260.

Usual Starters

WR	Holt (15)	LE	Carter (13)
LT	Pace (16)	LDT	Agnew (15)
LG	Nütten (16)	RDT	Zgonina (11)
C	McCullum (16)	RE	Wistrom (16)
RG	Timmerman (15)	LLB	M. Jones (16)
RT	Tucker (16)	MLB	Fletcher (15)
TE	R. Williams (11)	RLB	Collins (11)
WR	Bruce (16)	LC	Lyght (12)
QB	Warner (11)	RC	McCleon (16)
FB	Holcombe (9)	SS	Bush (12)
RB	Faulk (14)	FS	Lyle (16)

Rushing	No.	Yds.	Avg.	LG	TD
Faulk	253	1359	5.4	38	18
Watson	54	249	4.6	49	4
Holcombe	21	70	3.3	11	3
Green	20	69	3.5	18t	1
Conwell	2	23	11.5	17	0
Hakim	5	19	3.8	5	0
Warner	18	17	0.9	11	0
Bruce	1	11	11.0	11	0
Holt	2	7	3.5	7	0
Canidate	3	6	2.0	3	0
Horne	2	6	3.0	9	0
Lyle	1	4	4.0	4	0
Hodgins	1	3	3.0	3	0
Rams	383	1843	4.8	49	26
Opponents	383	1697	4.4	69	18

Receiving	No.	Yds.	Avg.	LG	TD
Bruce	87	1471	16.9	78t	9
Holt	82	1635	19.9	85t	6
Faulk	81	830	10.2	72t	8
Hakim	53	734	13.8	80t	4
Proehl	31	441	14.2	29	4
R. Williams	11	102	9.3	31t	3
Watson	10	56	5.6	15	0
Holcombe	8	90	11.3	19	1
Robinson	5	52	10.4	27	0
Conwell	5	40	8.0	17	0
Horne	4	32	8.0	18t	0
Hodgins	2	5	2.5	6	0
Canidate	1	4	4.0	4	0
Rams	380	5492	14.5	85t	37
Opponents	323	4085	12.6	62t	32

Interceptions	No.	Yds.	Avg.	LG	TD
McCleon	8	28	3.5	23	0
Fletcher	4	33	8.3	12	0
Bly	3	44	14.7	22	0
Lyght	2	21	10.5	21	0
Lyle	1	9	9.0	9	0
Shepherd	1	0	0.0	0	0
Rams	19	135	7.1	23	0
Opponents	23	386	16.8	88t	4

Punting	No.	Yds.	Avg.	TB	In20	LG	Blk.
Baker	43	1736	40.4	5	13	59	1
Rams	44	1736	39.5	5	13	59	1
Opponents	67	2825	42.2	3	18	58	0

Punt Returns	No.	FC	Yds.	Avg.	LG	TD
Hakim	32	17	489	15.3	86t	1
Horne	1	0	1	1.0	1	0
McCleon	1	0	0	0.0	0	0
Bly	0	1	0	0.0	0	0
Lyght	0	0	16	0.0	16	0
Rams	34	18	521	15.3	86t	1
Opponents	17	10	132	7.8	19	0

Kickoff Returns	No.	Yds.	Avg.	LG	TD
Horne	57	1379	24.2	103t	1
Bly	9	163	18.1	36	0
Blevins	6	109	18.2	26	0
Faulk	1	18	18.0	18	0
Fletcher	1	17	17.0	17	0
Moran	1	17	17.0	17	0
Hakim	1	2	2.0	2	0
Proehl	1	2	2.0	2	0
Zgonina	0	0	0.0	0	0
Rams	76	1705	22.4	103t	1
Opponents	82	1888	23.0	96t	1

Field Goals	1-19	20-29	30-39	40-49	50+	
Wilkins	2-2	5-5	6-6	3-3	1-1	17-17
Stoyanovich	0-0	1-1	0-1	2-2	0-1	3-5
Hall	0-0	1-1	1-1	1-2	1-1	4-5
Rams	2-2	7-7	7-8	6-7	2-3	24-27
Opponents	1-1	6-6	12-12	7-11	0-1	26-31

Wilkins () (48G, 48G, 27G) (47G, 25G) (30G, 30G) (51G, 21G, 31G, 33G, 20G) () () () () () () (38G) (26G, 19G) () (19G, 39G)
Stoyanovich () () () () () () () () (48G, 46G) (28G, 50N, 37N) () () () () () ()
Hall () () () () () () () () (47N, 50G) (30G, 43G) (28G) () () () ()
Opponents (32G, 38G, 36G) (19G, 43G) (21G) (37G, 45G) (37G, 49N) () (34G, 20G, 42N) (53N, 44G, 49N) (35G, 45G, 24G, 46G) (20G) (37G, 47G, 41G, 39G) (30G, 44N) (20G, 3G, 37G) () (35G) ()

Passing	Att.	Comp.	Yds.	Pct.	Yds./Att.	TD	TD%	Int.	Int%	LG	Sack/Lost	Rating
Warner	347	235	3429	67.7	9.88	21	6.1	18	5.2	85t	20-115	98.3
Green	240	145	2063	60.4	8.60	16	6.7	5	2.1	64	24-145	101.8
Rams	587	380	5492	64.7	9.36	37	6.3	23	3.9	85t	44-260	99.7
Opponents	534	323	4085	60.5	7.65	32	6.0	19	3.6	62t	51-288	89.5

COACH: DICK VERMEIL

1999 (13-3) 1ST, NFC WEST



DATE	W/L	Score	Opponent	Attend.
9/12	W	27-10	BALTIMORE	(62,100)
9/26	W	35-7	ATLANTA	(63,253)
10/3	W	38-10	@ Cincinnati	(45,481)
10/10	W	42-20	SAN FRANCISCO	(65,872)
10/17	W	41-13	@ Atlanta	(51,973)
10/24	W	34-3	CLEVELAND	(65,866)
10/31	L	21-24	@ Tennessee	(66,415)
11/7	L	27-31	@ Detroit	(73,224)
11/14	W	35-10	CAROLINA	(66,965)
11/21	W	23-7	@ San Francisco	(68,193)
11/28	W	43-12	NEW ORLEANS	(65,864)
12/5	W	34-21	@ Carolina	(62,285)
12/12	W	30-14	@ New Orleans	(46,838)
12/19	W	31-10	NEW YORK GIANTS	(66,065)
12/26	W	34-12	CHICAGO	(65,941)
1/2	L	31-38	@ Philadelphia	(60,700)
1/16	W	49-37	MINNESOTA	(66,194)
1/23	W	11-6	TAMPA BAY	(66,496)
1/30	W	23-16	Tennessee (SB XXXIV)	(72,625)

	RAMS	OPP.
First Downs	335	263
Rushing	102	53
Passing	207	189
Penalty	26	21
3rd Down Eff.	91-194-46.9%	77-228-33.8%
4th Down Eff.	5-8-62.5	12-25-48%
Time of Poss. Avg.	31:50	28:10
Total Net Yards	6412	4698
Avg./Game	400.8	293.6
Total Plays	994	991
Avg./Play	6.5	4.7
Net Yards Rushing	2059	1189
Avg./Game	128.7	74.3
Total Rushes	431	338
Net Yards Passing	4580	3509
Avg./Game	272.1	219.3
Sacked/Yds. Lost	33-227	57-358
Gross Yards	4353	3867
Att-Comp-Int	530-343-15	596-319-29
Comp. %	64.7	53.5
Punts/Avg.	60-41.1	86-42.7
Net Avg.	34.8	36.5
Penalties/Yards	113-889	114-1007
Fumbles/ Ball Lost	30-16	21-7
Touchdowns	66	26
Rushing	13	4
Passing	42	19
Returns	11	3

Score by Periods	1	2	3	4	T
Rams	123	170	106	127	- 526
Opponents	49	85	54	54	- 242

Scoring	TD	Ru	Pa	Rt	PAT	FG	S	Pts
Wilkins	0	0	0	0	64-64	20-28	0	124
Bruce	12	0	12	0	0-0	0-0	0	74
Faulk	12	7	5	0	0-0	0-0	0	74
Hakim	9	0	8	1	0-0	0-0	0	54
Holt	6	0	6	0	0-0	0-0	0	36
R. Williams	6	0	6	0	0-0	0-0	0	36
Holcombe	5	4	1	0	0-0	0-0	0	30
Jones	3	0	0	3	0-0	0-0	0	18
Horne	2	0	0	2	0-0	0-0	0	12
Robinson	2	0	2	0	0-0	0-0	0	12
Wistrom	2	0	0	2	0-0	0-0	0	12
Bly	1	0	0	1	0-0	0-0	0	6
Bush	1	0	0	1	0-0	0-0	0	6
Hodgins	1	1	0	0	0-0	0-0	0	6
Lee	1	0	1	0	0-0	0-0	0	6
Lyght	1	0	0	1	0-0	0-0	0	6
Tucker	1	0	1	0	0-0	0-0	0	6
Warner	1	1	0	0	0-0	0-0	0	6
Fletcher	0	0	0	0	0-0	1	2	
Rams	66	13	42	11	64-64	20-28	1	526
Opponents	26	4	19	3	22-23	20-26	0	242

Two Point Conversions: Bruce, Faulk, Rams 2-2, Opp. 2-3

Sacks - Carter 17.0-106, Farr 8.5-32, Wistrom 6.5-58, Zgonina 4.5-20.5, J. Williams 4.0-20.5, Fletcher 3.0-22, Clemons 3.0-20, Lyght 2.5-20, Agnew 2.5-18, McCleon 1.5-6.5, M. Jones, 1.0-9, Jenkins 1.0-5, Lyle 1.0-5, Hobgood-Chittick, 0.5-2, Allen, 0.5-1.5 **TEAM:** 57-358; Opp. 33-227.

Usual Starters

WR	Holt (15)	LE	Carter (16)
LT	Pace (16)	LDT	Agnew (16)
LG	Nütten (14)	RDT	Farr (16)
C	Gruttadauria (16)	RE	Wistrom (16)
RG	Timmerman (16)	LLB	M. Jones (16)
RT	F. Miller (16)	MLB	Fletcher (16)
TE	R. Williams (15)	RLB	Collins (13)
WR	Bruce (16)	LC	Lyght (16)
QB	Warner (16)	RC	McCleon (15)
FB	Holcombe (7)	SS	Jenkins (16)
RB	Faulk (16)	FS	Lyle (9)

Passing	Att.	Comp.	Yds.	Pct.	Yds./Att.	TD	TD%	Int.	Int%	LG	Sack/Lost	Rating
Warner	499	325	4353	65.1	8.72	41	8.2	13	2.6	75t	29-201	109.2
Germaine	16	9	136	56.3	8.50	1	6.3	2	12.5	63t	3-23	65.6
Justin	14	9	91	64.3	6.50	0	0.0	0	0.0	27	1-3	82.7
Faulk	1	0	0	0.0	0.0	0	0	0	0.0	0	0-0	39.6
Rams	530	343	4580	64.7	8.64	42	7.9	15	2.8	75t	33-227	106.6
Opponents	596	319	3867	53.5	6.49	19	3.2	29	4.9	71t	57-358	63.8

Rushing	No.	Yds.	Avg.	LG	TD
Faulk	253	1381	5.5	58	7
Holcombe	78	294	3.8	34	4
Watson	47	179	3.8	21	0
Warner	23	92	4.0	22	1
Hakim	4	44	11.0	31	0
Bruce	5	32	6.4	11	0
Holt	3	25	8.3	14	0
Hodgins	7	10	1.4	3	1
Lee	3	3	1.0	4	0
Germaine	3	0	0.0	2	0
Justin	5	-1	-0.2	3	0
Rams	431	2059	4.8	58	13
Opponents	338	1189	3.5	40	4

Receiving	No.	Yds.	Avg.	LG	TD
Faulk	87	1048	12.0	57t	5
Bruce	77	1165	15.1	60	12
Holt	52	788	15.2	63t	6
Hakim	36	677	18.8	75t	8
Proehl	33	349	10.6	30	0
R. Williams	25	226	9.0	24	6
Holcombe	14	163	11.6	30	1
Robinson	6	76	12.7	30	2
Hodgins	6	35	5.8	10	0
Lee	3	22	7.3	15t	1
Lewis	1	12	12.0	12	0
Conwell	1	11	11.0	11	0
C. Thomas	1	6	6.0	6	0
Tucker	1	2	2.0	2t	1
Rams	343	4580	13.4	75t	42
Opponents	319	3867	12.1	68t	19

Interceptions	No.	Yds.	Avg.	LG	TD
Lyght	6	112	18.7	57t	1
M. Jones	4	96	24.0	44t	2
McCleon	4	17	4.3	14	0
Bly	3	53	17.7	53t	1
Wistrom	2	131	65.5	91t	2
Allen	2	76	38.0	40	0
Bush	2	45	22.5	45	1
Lyle	2	10	5.0	10	0
Jenkins	2	16	8.0	14	0
Coady	1	11	11.0	11	0
Clemons	1	0	0.0	0	0
Rams	29	567	19.6	91t	7
Opponents	15	266	17.7	60	2

Punting	No.	Yds.	Avg.	TB	In20	LG	Bk.
Tuten	32	1359	42.5	7	9	70	0
Horan	26	1048	40.3	4	7	57	0
Wilkins	2	57	28.5	0	1	34	0
Rams	60	2464	41.1	11	17	70	0
Opponents	86	3674	42.7	2	26	65	0

Punt Returns	No.	FC	Yds.	Avg.	LG	TD
Hakim	44	22	461	10.5	84t	1
Horne	5	0	22	4.4	9	0
Holt	3	2	15	5.0	11	0
Proehl	0	1	0	---	---	0
Rams	52	25	498	9.6	84t	1
Opponents	23	7	155	6.7	20	0

Kickoff Returns	No.	Yds.	Avg.	LG	TD
Horne	30	892	29.7	101t	2
Carpenter	16	406	25.4	43	0
Fletcher	2	13	6.5	13	0
Hakim	2	35	17.5	20	0
Hodgins	2	4	2.0	4	0
Bly	1	1	1.0	1	0
McClellum	1	3	3.0	3	0
Rams	54	1354	25.1	101t	2
Opponents	85	2115	24.9	69	0

Field Goals	1-19	20-29	30-39	40-49	50+	T
Wilkins	1-1	5-5	6-7	7-11	1-4	20-28
Rams	1-1	5-5	6-7	7-11	1-4	20-28
Opponents	1-1	8-9	2-4	8-9	1-3	20-26

Wilkins (36G, 51G)(19G)(22G, 49G) (28G, 36G)(54N, 38N)(34G)(43N, 40G, 20G, 49G)(44G, 51N, 29G)(40G, 30G, 41N, 40N, 38G)(50N, 74G)(48N, 38G, 28G)(47G)

Opponents (54N, 25G, 54N)(36G, 33N)(42G, 43G)(19G, 25G)(47G)(27G)(29G, 43G, 44G)(24G)(51G, 42G, 45G, 35G, 24N)(29G, 26G)(23F, 42N)(46G, 39N)

COACH: DICK VERMEIL

1998 (4-12) 5TH, NFC WEST



DATE	W/L	Score	Opponent	Attend.
9/6	L	17-24	NEW ORLEANS	(56,943)
9/13	L	31-38	MINNESOTA	(56,234)
9/20	W	34-33	@ Buffalo	(65,199)
9/27	L	17-20	ARIZONA	(55,832)
10/11	W	30-10	NEW YORK JETS	(55,938)
10/18	L	0-14	@ Miami	(65,418)
10/25	L	10-28	SAN FRANCISCO	(58,563)
11/1	L	15-37	@ Atlanta	(37,996)
11/8	W	20-12	@ Chicago	(50,263)
11/15	L	3-24	@ New Orleans	(46,430)
11/22	L	20-24	CAROLINA	(50,716)
11/29	L	10-21	ATLANTA	(47,941)
12/3	L	14-17	@ Philadelphia	(66,155)
12/13	W	32-18	NEW ENGLAND	(48,946)
12/20	L	13-20	@ Carolina	(50,047)
12/27	L	19-38	@ San Francisco	(68,386)

	RAMS	OPP.
First Downs	281	282
Rushing	81	92
Passing	164	161
Penalty	36	29
3rd Down Eff.	77-222-34.7%	83-221-37.6%
4th Down Eff.	9-16-56.3	3-9-33.3%
Time of Poss. Avg.	28:59	31:01
Total Net Yards	4472	4880
Avg./Game	279.5	305.0
Total Plays	998	1004
Avg./Play	4.5	4.9
Net Yards Rushing	1358	2049
Avg./Game	86.6	128.1
Total Rushes	395	479
Net Yards Passing	3087	2831
Avg./Game	192.9	176.9
Sacked/Yds. Lost	47-294	50-349
Gross Yards	3381	3180
Att-Comp-Int	556-314-18	475-256-16
Comp. %	56.5	53.8
Punts/Avg.	95-44.2	92-42.6
Net Avg.	35.3	35.8
Penalties/Yards	111-945	112-915
Fumbles/ Ball Lost	32-15	16-7
Touchdowns	32	43
Rushing	17	11
Passing	12	28
Returns	3	4

Score by Periods	1	2	3	4	T
Rams	37	91	72	85	- 285
Opponents	116	107	80	75	- 378

Scoring	TD	Ru	Pa	Rt	PAT	FG	S	Pts
Wilkins	0	0	0	0	25-26	20-26	0	85
Lee	4	2	2	0	0-0	0-0	0	26
G. Hill	4	4	0	0	0-0	0-0	0	24
Banks	3	3	0	0	0-0	0-0	0	20
Proehl	3	0	3	0	0-0	0-0	0	20
Henley	3	3	0	0	0-0	0-0	0	18
Hakim	2	1	1	0	0-0	0-0	0	12
D. Harris	2	0	2	0	0-0	0-0	0	12
Holcombe	2	2	0	0	0-0	0-0	0	12
Kennison	2	0	1	1	0-0	0-0	0	12
Moore	2	2	0	0	0-0	0-0	0	12
Bruce	1	0	1	0	0-0	0-0	0	6
Horne	1	0	0	1	0-0	0-0	0	6
McNeil	1	0	0	1	0-0	0-0	0	6
Robinson	1	0	1	0	0-0	0-0	0	6
R. Williams	1	0	1	0	0-0	0-0	0	6
Bono	0	0	0	0	0-0	0-0	0	2
Rams	32	17	12	3	25-26	20-26	0	285
Opponents	43	11	18	4	40-40	24-27	2	378

Two Point Conversions: Banks, Bono, Lee, Proehl. Rams 4-6, Opp. 2-3

Sacks - Carter 12.0-76, Farr 7.0-52, Phifer 6.5-36, Agnew 5.0-33, Jenkins 3.0-22, M.A. Jones 3.0-22, Wistrom 3.0-11, M.D. Jones 2.5-22, Clemons 2.0-12, Lyght 1.5-31, Hill, 1.0-3, Lyle 1.0-10, Williams 1.0-5, Wright 1.0-7, Little 0.5-4.
TEAM: 50.0-331; Opp. 47-349

Usual Starters

WR	Kennison (13)	LE	Carter (16)
LT	Pace (16)	LDT	Agnew (12)
LG	Miller (15)	RDT	Farr (16)
C	Flannery (16)	RE	M.D. Jones (15)
RG	Wiegert (13)	LLB	M.A. Jones (16)
RT	Gandy (16)	MLB	E. Hill (13)
TE	R. Williams (9)	RLB	Phifer (13)
WR	Proehl (11)	LC	Lyght (16)
QB	Banks (14)	RC	McNeil (12)
FB	D. Harris (14)	SS	Jenkins (12)
RB	Holcombe (6)	FS	Lyle (16)

Rushing	No.	Yds.	Avg.	LG	TD
Henley	88	313	3.6	22	3
G. Hill	40	240	6.0	46	4
Holcombe	98	230	2.3	12	2
Lee	44	175	4.0	38	2
Banks	40	156	3.9	19	3
Moore	55	137	2.5	18	2
D. Harris	13	38	2.7	15	0
Hakim	2	30	15.0	34t	1
Bruce	1	30	30.0	30	0
Bono	10	13	1.3	7	0
Proehl	1	14	14.0	14	0
Kennison	2	9	4.5	9	0
Rams	395	1385	3.5	46	17
Opponents	479	2049	4.3	74t	11

Receiving	No.	Yds.	Avg.	LG	TD
Lee	64	667	10.4	44	2
Proehl	60	771	12.9	47	3
Henley	35	252	7.2	43	0
Bruce	32	457	14.3	80t	1
J.T. Thomas	20	287	14.4	42	0
Hakim	20	247	12.4	22	1
Kennison	17	234	13.8	45	1
R. Williams	15	144	9.6	33	1
Conwell	15	105	7.0	13	0
D. Harris	12	57	4.8	8	2
Moore	9	60	6.7	14	0
Armstrong	6	54	9.0	20	0
Holcombe	6	34	5.7	14	0
G. Hill	1	6	6.0	6	0
Robinson	1	4	4.0	4t	1
Flannery	1	2	2.0	2	0
Rams	314	3381	10.8	80t	12
Opponents	256	3180	12.4	68t	28

Interceptions	No.	Yds.	Avg.	LG	TD
Lyght	3	30	10.0	17	0
Lyle	3	20	6.7	20	0
Jenkins	2	31	15.5	25	0
McCleon	2	29	14.5	15	0
M.A. Jones	2	13	6.5	13	0
Phifer	1	41	41.0	41	0
McNeil	1	37	37.0	37t	1
Agnew	1	0	0.0	0	0
E. Hill	1	0	0.0	0	0
Rams	16	201	12.6	41	1
Opponents	18	194	10.8	32t	1

Punting	No.	Yds.	Avg.	TB	In20	LG	Blk.
Tuten	95	4202	44.2	10	16	64	0
Rams	95	4202	44.2	10	16	64	0
Opponents	92	3825	41.6	6	24	66	0

Punt Returns	No.	FC	Yds.	Avg.	LG	TD
Kennison	40	25	415	10.4	71t	1
Horne	1	0	0	0.0	0	0
Rams	41	25	415	10.1	71t	1
Opponents	58	15	652	11.2	72t	1

Kickoff Returns	No.	Yds.	Avg.	LG	TD
Horne	56	1306	23.3	102t	1
Fletcher	5	72	14.4	20	0
J.T. Thomas	4	79	19.8	24	0
Henley	1	13	13.0	13	0
M.D. Jones	1	2	2.0	2	0
Clemons	1	0	0.0	0	0
Rams	68	1472	21.6	102t	1
Opponents	47	1020	21.7	55	0

Field Goals	1-19	20-29	30-39	40-49	50+	T
Wilkins	0-0	4-5	8-8	5-7	3-6	20-26
Rams	0-0	4-5	8-8	5-7	3-6	20-26
Opponents	1-1	8-9	8-8	4-6	3-3	24-27

Wilkins (34), (53), (27, 25), (45M, 57), (52, 30, 34, 29M), (), (46), (24, 33), (33, 53M), (39, 41), (61M, 39, 48), (46, 20, 52M), (48), (43, 38), ()
Opponents (36), (24), (36), (48M, 22, 29), (54), (), (), (23, 22, 29B, 43), (31), (26), (35), (42, 32), (50, 46B), (37, 41, 55, 17), (32, 37), (20, 29, 44)

Passing	Att.	Comp.	Yds.	Pct.	Yds./Att.	TD	TD%	Int.	Int%	LG	Sack/Lost	Rating
Banks	408	241	2535	59.1	6.21	7	1.7	14	3.4	80t	41-237	68.6
Bono	136	69	807	50.7	5.93	5	3.7	4	2.9	47	6-57	69.1
Warner	11	4	39	36.4	5.93	0	0.0	0	0.0	21	0-0	47.2
Tuten	1	0	0	0.0	0.0	0	0.0	0	0.0	0	0-0	39.6
Rams	556	314	3381	56.5	6.08	12	2.2	18	3.2	80t	47-294	68.2
Opponents	475	256	3180	53.9	6.69	28	5.9	16	3.4	68t	50-349	80.5

COACH: DICK VERMEIL

1997 (5-11) 4TH, NFC WEST



DATE	W/L	Score	Opponent	Attend.
8/31	W	38-24	NEW ORLEANS	(64,575)
9/7	L	12-15	SAN FRANCISCO	(64,630)
9/14	L	14-35	@ Denver	(74,338)
9/21	W	13-3	NEW YORK GIANTS	(64,642)
9/28	L	17-35	@ Oakland	(42,506)
10/12	L	10-30	@ San Francisco	(63,825)
10/19	L	9-17	SEATTLE	(64,819)
10/26	L	20-28	KANSAS CITY	(64,864)
11/2	L	31-34	@ Atlanta	(36,853)
11/9	L	7-17	@ Green Bay	(60,093)
11/16	L	21-27	ATLANTA	(64,299)
11/23	L	10-16	CAROLINA	(64,609)
11/30	W	23-20	@ Washington	(74,772)
12/7	W	34-27	@ New Orleans	(54,803)
12/14	L	10-13	CHICAGO	(66,030)
12/20	W	30-18	@ Carolina	(58,101)

	RAMS	OPP.
First Downs	271	296
Rushing	85	84
Passing	161	177
Penalty	25	35
3rd Down Eff.	73-223-32.7%	76-215-35.3%
4th Down Eff.	4-11-36.4	5-11-45.5%
Time of Poss. Avg.	29:47	30:13
Total Net Yards	4761	5066
Avg./Game	297.6	316.6
Total Plays	1013	1021
Avg./Play	4.7	5.0
Net Yards Rushing	1563	1687
Avg./Game	97.7	105.4
Total Rushes	443	440
Net Yards Passing	3198	3379
Avg./Game	199.9	211.2
Sacked/Yds. Lost	44-326	38-296
Gross Yards	3675	3379
Att-Comp-Int	526-271-15	543-288-25
Comp. %	51.5	53.0
Punts/Avg.	95-41.9	82-44.5
Net Avg.	33.8	39.0
Penalties/Yards	142-1065	133-1064
Fumbles/ Ball Lost	29-15	27-14
Touchdowns	32	39
Rushing	15	10
Passing	14	26
Returns	3	3

Score by Periods	1	2	3	4	T
Rams	37	121	68	73	- 299
Opponents	57	104	96	102	- 359

Scoring	TD	Ru	Pa	Rt	PAT	FG	S	Pts
Wilkins	0	0	0	0	32-32	25-37	0	107
Phillips	8	8	0	0	0-0	0-0	0	48
Bruce	5	0	5	0	0-0	0-0	0	30
Conwell	4	0	4	0	0-0	0-0	0	24
Lee	3	0	3	0	0-0	0-0	0	18
J. Moore	3	3	0	0	0-0	0-0	0	18
Banks	1	1	0	0	0-0	0-0	0	6
Heyward	1	1	0	0	0-0	0-0	0	6
Laing	1	0	1	0	0-0	0-0	0	6
McNeil	1	0	0	1	0-0	0-0	0	6
R. Moore	1	1	0	0	0-0	0-0	0	6
O'Neal	1	0	0	1	0-0	0-0	0	6
Small	1	0	1	0	0-0	0-0	0	6
Thompson	1	1	0	0	0-0	0-0	0	6
Wiegert	1	0	0	1	0-0	0-0	0	6
Rams	32	15	14	3	32-32	25-37	0	299
Opponents	39	10	26	3	31-31	26-31	1	359

Two Point Conversions: Rams 0-0, Opponents 7-8

Sacks - O'Neal 10.0-80, Carter 7.5-62, B. Johnson 4.0-34, Farr 3.0-21, M. Jones 2.0-23, Lyght 2.0-14, Phifer 2.0-9, Zgonina 2.0-9, R. Jones 1.0-8, B. Robinson 1.0-8, Lyght 1.0-7, J. Williams 1.0-7, J. Robinson 0.5-3. TEAM: 38.0-296; Opp. 44.0-326

Usual Starters

WR Kennison (9)	LE Carter (16)
LT Pace (9)	LDT B. Johnson (16)
LG Gerek (9)	RDT Farr (16)
C Gruttadauria (14)	RE O'Neal (14)
RG Wiegert (15)	LLB M. Jones (16)
RT Gandy (9)	MLB R. Jones (15)
TE Conwell (16)	RLB Phifer (15)
WR Bruce (12)	LC Lyght (16)
QB Banks (16)	RC McNeil (16)
FB Heyward (12)	SS Wright (11)
RB Phillips (9)	FS Lyle (16)

Passing	Att.	Comp.	Yds.	Pct.	Yds./Att.	TD	TD%	Int.	Int%	LG	Sack-Lost	Rating
Banks	487	252	3254	51.7	6.68	14	2.9	13	2.7	76	43-317	71.5
Rypien	39	19	270	48.7	6.92	0	0.0	2	5.1	62	1-9	50.2
Rams	526	271	3524	51.5	6.70	14	2.7	15	2.9	76	44-326	69.9
Opponents	543	288	3675	53.0	6.77	26	4.8	25	4.6	72t	38-296	71.3

Rushing	No.	Yds.	Avg.	LG	TD
Phillips	183	633	3.5	28	8
J. Moore	104	380	3.7	26	3
Banks	47	186	4.0	23	1
Lee	28	104	3.7	14	0
R. Moore	24	103	4.3	27t	1
Heyward	34	84	2.5	8	1
Crawford	2	32	16.0	23	0
Thompson	16	30	1.9	9	1
Kennison	3	13	4.3	6	0
Rypien	1	1	1.0	1	0
Horan	1	-3	-3.0	-3	0
Rams	443	1563	3.5	28	15
Opponents	440	1687	3.8	65	10

Receiving	No.	Yds.	Avg.	LG	TD
Lee	61	825	13.5	62	3
Bruce	56	815	14.6	59	5
Conwell	38	404	10.6	46t	4
Small	32	488	15.3	46	1
Kennison	25	404	16.2	76	0
Crawford	11	232	21.1	69	0
Phillips	10	33	3.3	17	0
Heyward	8	77	9.6	25	0
J. Moore	8	69	8.6	19	0
Laing	5	31	6.2	11	1
Floyd	4	39	9.8	14	0
R. Moore	4	34	8.5	13	0
Ross	3	37	12.3	14	0
J.T. Thomas	2	25	12.5	16	0
Jacoby	2	10	5.0	10	0
Wiegert	1	1	1.0	1	0
Gruttadauria	1	0	0.0	0	0
Rams	271	3524	13.0	76	14
Opponents	288	3675	12.8	72t	26

Interceptions	No.	Yds.	Avg.	LG	TD
McNeil	9	127	14.1	75t	1
Lyle	8	102	12.8	39	0
Lyght	4	25	6.3	13	0
Farr	1	22	22.0	22	0
O'Neal	1	5	5.0	5	0
M.A. Jones	1	0	0.0	0	0
McCleon	1	0	0.0	0	0
Rams	25	281	11.2	75t	1
Opponents	15	85	5.7	29	0

Punting	No.	Yds.	Avg.	TB	In20	LG	Blk.
Horan	53	2272	42.9	4	10	60	0
Brice	41	1713	41.8	4	6	61	1
Rams	95	3985	41.9	8	16	61	1
Opponents	82	3648	44.5	9	23	61	0

Punt Returns	No.	FC	Yds.	Avg.	LG	TD
Kennison	34	20	247	7.3	43	0
Floyd	4	2	15	3.8	8	0
Ross	2	0	12	6.0	6	0
Lee	0	1	0	---	---	0
Rams	40	23	274	6.9	43	0
Opponents	60	14	618	10.3	94t	1

Kickoff Returns	No.	Yds.	Avg.	LG	TD
Thompson	49	1110	22.7	56	0
Ross	6	130	21.7	42	0
J.T. Thomas	5	97	19.4	24	0
Lee	4	71	17.8	19	0
R. Moore	1	17	17.0	17	0
Kennison	1	14	14.0	7	0
J. Williams	1	10	10.0	10	0
Zgonina	1	5	5.0	5	0
Rams	68	1454	21.4	56	0
Opponents	54	1262	23.4	102t	1

Field Goals	1-19	20-29	30-39	40-49	50+	T
Wilkins	0-0	8-9	8-12	7-14	2-2	25-37
Rams	0-0	8-9	8-12	7-14	2-2	25-37
Opponents	1-1	9-10	4-4	8-10	4-6	26-31

Wilkins (36M, 36), (40, 49, 52, 34), (37M), (23, 21), (38), (34), (51, 29, 46), (45M, 25, 49), (38), (37B, 36M), (28M, 48M), (40M, 26), (30, 43M, 23, 25), (45M, 37, 34, 48M), (40M, 28), (49, 42, 47)
Opponents (31, 53, 46), (50M), (43B), (54M, 42M, 47), (), (20, 46, 28), (24), (25, 52, 41, 39), (37, 27), (44), (27, 44), (36, 53, 27), (43, 19), (49, 53), (22B, 27, 20), ()

COACH: RICH BROOKS

1995 (7-9) 3RD, NFC WEST



DATE	W/L	Score	Opponent	Attend.
9/3	W	17-14	@ Green Bay	(60,104)
9/10	W	17-13	NEW ORLEANS	(59,335)
9/17	W	31-10	@ Carolina	(54,060)
9/24	W	34-28	CHICAGO	(59,679)
10/1	L	18-21	@ Indianapolis	(58,616)
10/12	W	21-19	ATLANTA	(59,700)
10/22	L	10-44	SAN FRANCISCO	(59,915)
10/29	L	9-20	@ Philadelphia	(62,172)
11/5	L	10-19	@ New Orleans	(43,120)
11/12	W	28-17	CAROLINA	(65,598)
11/19	L	6-31	@ Atlanta	(46,309)
11/26	L	13-41	@ San Francisco	(70,031)
12/3	W	23-20	@ New York Jets	(52,023)
12/10	L	27-45	BUFFALO	(64,623)
12/17	L	23-35	WASHINGTON	(63,760)
12/24	L	22-41	MIAMI	(63,876)

	RAMS	OPP.
First Downs	292	301
Rushing	77	101
Passing	199	178
Penalty	16	22
3rd Down Eff.	87-239-36.4%	85-204-41.7%
4th Down Eff.	15-26-57.7%	5-8-62.5%
Time of Poss. Avg.	31:10	28:50
Total Net Yards	5236	5118
Avg./Game	327.3	319.9
Total Plays	1067	980
Avg./Play	4.9	5.2
Net Yards Rushing	1431	1677
Avg./Game	89.4	104.8
Total Rushes	392	410
Net Yards Passing	3805	3441
Avg./Game	237.8	215.1
Sacked/Yds. Lost	43-308	36-258
Gross Yards	4113	3699
Att-Comp-Int	632-366-23	534-320-22
Comp. %	57.9	59.9
Punts/Avg.	83-44.3	79-43.5
Net Avg.	36.7	34.3
Penalties/Yards	117-916	87-681
Fumbles/ Ball Lost	27-16	27-14
Touchdowns	37	51
Rushing	5	14
Passing	27	27
Returns	5	10

Score by Periods	1	2	3	4	T
Rams	78	87	60	84	- 303
Opponents	62	151	101	104	- 418

Scoring	TD	Ru	Pa	Rt	PAT	FG	S	Pts
Bruce	13	0	13	0	0-0	0-0	0	80
McLaughlin	0	0	0	0	17-17	8-16	0	41
Biasucci	0	0	0	0	13-14	9-12	0	40
Drayton	4	0	4	0	0-0	0-0	0	24
Kinchen	4	0	4	0	0-0	0-0	0	24
Bettis	3	3	0	0	0-0	0-0	0	18
Hester	3	0	3	0	0-0	0-0	0	18
Bailey	2	2	0	0	0-0	0-0	0	14
Dorn	2	0	0	2	0-0	0-0	0	12
A. Wright	2	0	2	0	0-0	0-0	0	12
Cook	1	0	1	0	0-0	0-0	0	6
Lyght	1	0	0	1	0-0	0-0	0	6
Parker	1	0	0	1	0-0	0-0	0	6
T. Wright	1	0	0	1	0-0	0-0	0	6
Carter	0	0	0	0	0-0	0-0	1	2
Rams	37	5	27	5	30-31	17-28	1	309
Opponents	51	14	27	10	47-48	21-27	0	418

Two Point Conversions: Bruce 1, Bailey, 1, Rams 2-6, Opponents 1-3

Sacks - Farr 11.5-82.0, Carter 6.0-23.0, Gilbert 6.5-55.0, Stokes 2.5-25.5, Phifer 3.0-23.0, Jenkins 1.5-11.5, Figaro 1.0-12.0, White 1.0-10.0, P. Davis 1.0-9.0, McBurrows 1.0-6.0, T. Wright 1.0-1.0. Team 36.0-258.0 Opp. 43.0-308.0

Usual Starters

WR	Hester (7)	DE	Carter (16)
	A. Wright (6)	DT	Jones (16)
LT	Gandy (16)	DT	Farr (16)
LG	Goeas (14)	DE	Gilbert (14)
C	Brostek (16)	LB	Jenkins (13)
RG	White (15)	LB	Conlan (11)
RT	Ashmore (15)	LB	Phifer (16)
TE	Drayton (6)	CB	Lyght (16)
WR	Bruce (16)	CB	Parker (16)
QB	C. Miller (13)	SS	T. Wright (16)
HB	Cook (9)	FS	Lyle (16)
RB	Bettis (13)		

Rushing	No.	Yds.	Avg.	LG	TD
Bettis	183	637	3.5	41	3
Russell	66	203	3.1	18	0
Bailey	36	182	5.1	17	2
Robinson	40	165	4.1	37	0
Moss	22	90	4.1	18	0
C. Miller	22	67	3.0	13	0
Bruce	3	17	5.7	12	0
A. Wright	1	17	17.0	17	0
Kinchen	4	16	4.0	15	0
Rypien	9	10	1.1	5	0
Woffley	3	9	3.0	4	0
T. Wright	1	9	9.0	9	0
Barr	1	5	5.0	5	0
Lyle	1	4	4.0	4	0
Rams	392	1431	3.7	41	5
Opponents	410	1677	4.1	49	14

Receiving	No.	Yds.	Avg.	LG	TD
Bruce	119	1781	15.0	72	13
Drayton	47	458	9.7	31	4
Bailey	38	265	7.0	25	0
Kinchen	36	419	11.6	35	4
Hester	30	399	13.3	38t	3
Cook	26	135	5.2	16	1
A. Wright	23	368	16.0	50	2
Bettis	18	106	5.9	19	0
Russell	16	89	5.6	17	0
J.T. Thomas	5	42	8.4	12	0
Price	4	29	7.3	24	0
Robinson	2	12	6.0	6	0
Pinkney	1	13	13.0	13	0
Moss	1	-3	-3.0	-3	0
Rams	366	4113	11.2	72	27
Opponents	320	3699	11.6	52	27

Interceptions	No.	Yds.	Avg.	LG	TD
T. Wright	6	79	13.2	27	0
Lyght	4	34	8.5	29t	1
Phifer	3	52	17.3	25	0
Lyle	3	42	14.0	31	0
Parker	2	-5	-2.5	3	0
Dorn	1	24	24.0	24t	1
Scurlock	1	13	13.0	13	0
Farr	1	5	5.0	5	0
Conlan	1	1	1.0	1	0
Rams	22	245	11.1	31	2
Opponents	23	497	21.6	86t	5

Punting	No.	Yds.	Avg.	TB	In20	LG	Blk.
Landeta	83	3679	44.3	12	23	63	0
Rams	83	3679	44.3	12	23	63	0
Opponents	79	3435	43.5	7	21	65	1

Punt Returns	No.	FC	Yds.	Avg.	LG	TD
Kinchen	53	7	416	7.8	27	0
Bailey	2	0	42	21.0	22	0
Bruce	0	0	52	---	52	0
Lyght	0	0	16	---	16	0
J.T. Thomas	0	0	61	---	62	0
Rams	55	7	587	10.7	62	0
Opponents	38	16	393	10.3	66t	1

Kickoff Returns	No.	Yds.	Avg.	LG	TD
Kinchen	35	743	21.2	50	0
J.T. Thomas	32	752	23.5	46	0
Bailey	5	97	19.4	28	0
Pinkney	1	26	26.0	26	0
Rams	73	1618	22.2	50	0
Opponents	59	1247	21.1	55	0

Field Goals	1-19	20-29	30-39	40-49	50+	T
McLaughlin	1-1	4-5	2-6	1-3	0-1	8-16
Biasucci	0-0	4-4	3-4	1-1	1-3	9-12
Rams	1-1	8-9	5-10	2-4	1-4	17-28
Opponents	1-1	6-6	8-10	6-9	0-1	21-27

McLaughlin (19),(31, 47M),(39M, 48B, 34, 32M), (45, 25), (29G), (28B), (25, 30M), (62M, 32M, 29)
Biasucci (, (, (, (, (, (, (, (, (, (, (, (, (32, 52M) (, (, (, (, (28, 37, 51, 25), (25, 54M), (42, 27, 32M, 38G)
Opponents (, (33, 35M, 34G), (45G), (, (39M), (40, 48M, 45), (38), (20, 36), (35, 26, 47, 42), (43M, 23), (40M, 23), (35, 19), (34, 23), (50M, 28G), (, (33, 48)

Passing	Att.	Comp.	Yds.	Pct.	Yds./Att.	TD	TD%	Int.	Int%	LG	Sack-Lost	Rating
C. Miller	405	232	2623	57.3	6.48	18	4.4	15	3.7	72	31-244	76.2
Rypien	217	129	1448	59.4	6.67	9	4.1	8	3.7	50	11-60	77.9
Barr	9	5	42	55.6	4.67	0	0.0	0	0.0	18	1-4	67.8
Kinchen	1	0	0	0.0	0.00	0	0.0	0	0.0	0	0-0	39.6
Rams	632	366	4113	57.9	6.51	27	4.3	23	3.6	72	43-308	76.5
Opponents	534	320	3699	59.9	6.93	27	5.1	22	4.1	52	36-258	80.6

COACH: CHUCK KNOX

1994 (4-12) 4TH, NFC WEST



DATE	W/L	Score	Opponent	Attend
9/4	W	14-12	ARIZONA	(32,969)
9/11	L	13-31	@ Atlanta	(55,378)
9/18	L	19-34	SAN FRANCISCO	(56,479)
9/25	W	16-0	@ Kansas City	(78,184)
10/2	L	5-8	ATLANTA	(34,599)
10/9	L	17-24	@ Green Bay	(58,911)
10/16	W	17-10	NEW YORK GIANTS	(40,474)
10/23	L	34-37	@ New Orleans	(47,908)
11/6	W	27-21	DENVER	(48,103)
11/13	L	17-20	LOS ANGELES RAIDERS	(65,208)
11/20	L	27-31	@ San Francisco	(62,774)
11/27	L	17-31	@ San Diego	(59,579)
12/4	L	15-31	NEW ORLEANS	(34,960)
12/11	L	14-24	@ Tampa Bay	(34,150)
12/18	L	13-27	@ Chicago	(56,276)
12/24	L	21-24	WASHINGTON	(25,705)

	RAMS	OPP.
First Downs	274	333
Rushing	80	103
Passing	163	198
Penalty	31	32
3rd Down Eff.	80-204-39.2%	101-221-45.7%
4th Down Eff.	6-14-42.9%	5-11-45.5%
Time of Poss. Avg.	27:59	32:01
Total Net Yards	4747	5170
Avg./Game	296.7	323.1
Total Plays	944	1063
Avg./Play	5.0	4.9
Net Yards Rushing	1389	1781
Avg./Game	86.8	111.3
Total Rushes	397	496
Net Yards Passing	3358	3389
Avg./Game	209.9	211.8
Sacked/Yds. Lost	35-239	26-159
Gross Yards	3597	3548
Att-Comp-Int	512-291-18	541-320-14
Comp. %	56.8	59.1
Punts/Avg.	78-44.8	74-42.0
Net Avg.	34.3	32.5
Penalties/Yards	112-922	114-1015
Fumbles/ Ball Lost	26-13	15-6
Touchdowns	33	42
Rushing	6	12
Passing	23	23
Returns	4	7

Score by Periods	1	2	3	4	T
Rams	79	100	36	71	- 286
Opponents	79	124	74	88	-365

Scoring	TD	Ru	Pa	Rt	PAT	FG	S	Pts
Zendejas	0	0	0	0	28-28	18-23	0	82
Drayton	6	0	6	0	0-0	0-0	0	36
Anderson	5	0	5	0	0-0	0-0	0	30
Bettis	4	3	1	0	0-0	0-0	0	28
Kinchen	4	1	3	0	0-0	0-0	0	24
Bruce	3	0	3	0	0-0	0-0	0	18
Hester	3	0	3	0	0-0	0-0	0	18
J. Bailey	1	1	0	0	0-0	0-0	0	6
R. Bailey	1	0	0	1	0-0	0-0	0	6
Chandler	1	1	0	0	0-0	0-0	0	6
Griffith	1	0	1	0	0-0	0-0	0	6
Lyght	1	0	0	1	0-0	0-0	0	6
Newman	1	0	0	1	0-0	0-0	0	6
Ross	1	0	1	0	0-0	0-0	0	6
Wright	1	0	0	1	0-0	0-0	0	6
Gilbert	0	0	0	0	0-0	0-0	1	2
Rams	33	6	23	4	28-28	18-23	1	286
Opponents	42	12	23	7	38-38	23-29	0	365

Two Point Conversions: Bettis 2, Rams 2-5, Opponents 3-4

Sacks - Young 6.5-30.5, J. Jones 5.0-36.0 Gilbert 3.0-20.0, Robinson 2.5-16.5, Stokes 2.0-14.0, Kelly 2.0-9.0, Phifer 1.5-7.0, Conlan 1.0-11.0, Farr 1.0-7.0, Ottis 1.0-5.0, Rocker 0.5-3.0. TEAM: 26.0-159.0; Opp. 35.0-239.0

Usual Starters

WR Anderson (16)	LE Young (16)
LT C. Jones (16)	LDT J. Jones (14)
LG Newberry (8)	RDT Gilbert (14)
C Brostek (10)	RE Stokes (15)
RG Goeas (13)	LB Kelly (15)
RT Gandy (9)	LB Conlan (15)
TE Drayton (16)	LB Phifer (15)
WR Hester (15)	CB Lyght (16)
QB C. Miller (10)	CB Henley (13)
FB Griffith (10)	SS Pope (14)
RB Bettis (16)	FS Newman (14)

Passing	Att.	Comp.	Yds.	Pct.	Yds./Att.
C. Miller	317	173	2104	54.6	6.64
Chandler	176	108	1352	61.4	7.68
Maddox	19	10	141	52.6	7.42
Rams	512	291	3597	56.8	7.03
Opponents	541	320	3548	59.1	6.56

Rushing	No.	Yds.	Avg.	LG	TD
Bettis	319	1025	3.2	19	3
C. Miller	20	100	5.0	16	0
Chandler	18	61	3.4	22	1
Kinchen	1	44	44.0	44t	1
Bailey	11	35	3.2	9	1
Lang	6	34	5.7	17	0
Griffith	9	30	3.3	7	0
Hester	2	28	14.0	24	0
Lester	7	14	2.0	8	0
Anderson	1	11	11.0	11	0
Drayton	1	4	4.0	4	0
Bruce	1	2	2.0	2	0
Maddox	1	1	1.0	1	0
Rams	397	1389	3.5	44t	6
Opponents	496	1781	3.6	27t	12

Receiving	No.	Yds.	Avg.	LG	TD
J. Bailey	58	516	8.9	28	7
Anderson	46	945	20.5	72t	5
Hester	45	644	14.3	41	3
Drayton	32	276	8.6	22t	6
Bettis	31	293	9.5	34	1
Kinchen	23	352	15.3	43	3
Bruce	21	272	13.0	34t	3
Griffith	16	113	7.1	13	1
Lang	8	60	7.5	12	0
Buchanan	5	60	12.0	18	0
Brantley	4	29	7.3	10	0
Ross	1	36	36.0	36t	1
Lester	1	1	1.0	1	0
Rams	291	3597	12.4	72t	23
Opponents	320	3548	11.1	71t	23

Interceptions	No.	Yds.	Avg.	LG	TD
Pope	3	66	22.0	51	0
Henley	3	46	15.3	23	0
Newman	2	46	23.0	24	1
Phifer	2	7	3.5	7	0
Lyle	2	1	0.5	1	0
Kelly	1	31	31.0	31	0
Lyght	1	14	14.0	14	0
Rams	14	211	15.1	51	1
Opponents	18	213	11.8	50t	2

Punting	No.	Yds.	Avg.	TB	In20	LG	Blk.
Landeta	78	3494	44.8	9	23	62	0
Rams	78	3494	44.8	9	23	62	0
Opponents	74	3106	42.0	12	20	59	0

Punt Returns	No.	FC	Yds.	Avg.	LG	TD
J. Bailey	19	4	153	8.1	24	0
Kinchen	16	5	158	9.9	40	0
Brantley	3	1	18	6.0	7	0
R. Bailey	1	0	103	103.0	103t	1
Lyght	1	0	29	29.0	29	0
Rams	40	10	461	11.5	103t	1
Opponents	47	8	637	13.6	85t	3

Kickoff Returns	No.	Yds.	Avg.	LG	TD
Lang	27	626	23.2	57	0
Kinchen	21	510	24.3	46	0
J. Bailey	12	260	21.7	32	0
Brantley	7	150	21.4	33	0
Griffith	2	35	17.5	21	0
Farr	1	16	16.0	16	0
Lester	1	8	8.0	8	0
Rams	71	1605	22.6	57	0
Opponents	63	1446	23.0	98t	2

Field Goals	1-19	20-29	30-39	40-49	50+	T
Zendejas	2-2	9-9	6-7	1-5	0-0	18-23
Rams	2-2	9-9	6-7	1-5	0-0	18-23
Opponents	0-0	6-6	8-9	9-12	0-2	23-29

Zendejas (43M), (), (25, 35), (29,23,28), (28), (37), (22), (47, 32), (35, 18), (41M, 22), (31, 27), (33), (), (48B), (18, 42B, 21), (33M)
Opponents (37, 34), (48), (33, 47), (), (51M), (25, 49M), (24), (21, 40, 37), (42, 57M, 29), (44, 47), (28, 41M), (31, 48, 37), (46), (36B, 20), (41, 30), (37, 42M)

TD	TD%	Int.	Int%	LG	Sack-Lost	Rating
16	5.0	14	4.4	54	28-193	73.6
7	4.0	2	1.1	72t	7-46	93.8
0	0.0	2	10.5	39	0-0	37.3
23	4.5	18	3.5	72t	35-239	79.0
23	4.3	14	2.6	71t	26-159	82.1

COACH: CHUCK KNOX

1993 (5-11) 4TH, NFC WEST



DATE	W/L	Score	Opponent	Attend.
9/5	L	6-36	@ Green Bay	(54,648)
9/12	W	27-0	PITTSBURGH	(50,588)
9/19	L	10-20	@ New York Giants	(76,213)
9/26	W	28-13	@ Houston	(53,072)
10/3	L	6-37	NEW ORLEANS	(50,709)
10/14	L	24-30	@ Atlanta	(45,231)
10/24	L	13-16	DETROIT	(43,850)
10/31	L	17-40	@ San Francisco	(63,417)
11/14	L	0-13	ATLANTA	(37,073)
11/21	W	10-6	WASHINGTON	(45,546)
11/28	L	10-35	SAN FRANCISCO	(62,143)
12/5	L	10-38	@ Phoenix	(33,964)
12/12	W	23-20	@ New Orleans	(69,033)
12/19	L	3-15	@ Cincinnati	(36,612)
12/26	L	14-42	CLEVELAND	(34,155)
1/2	W	20-6	CHICAGO	(39,147)

	RAMS	OPP.
First Downs	278	304
Rushing	117	117
Passing	147	179
Penalty	14	8
3rd Down Eff.	79-202-39.1%	102-218-46.8%
4th Down Eff.	5-11-45.5%	10-17-58.8%
Time of Poss. Avg.	28:18	31:42
Total Net Yards	4804	5411
Avg./Game	300.3	338.2
Total Plays	953	1003
Avg./Play	5.0	5.4
Net Yards Rushing	2014	1851
Avg./Game	125.9	115.7
Total Rushes	449	480
Net Yards Passing	2790	3560
Avg./Game	174.4	222.5
Sacked/Yds. Lost	31-231	35-203
Gross Yards	3021	3763
Att-Comp-Int	473-247-19	488-299-11
Comp. %	52.2	61.3
Punts/Avg.	80-40.9	58-42.3
Net Avg.	31.7	37.4
Penalties/Yards	71-526	80-542
Fumbles/ Ball Lost	20-11	26-9
Touchdowns	25	40
Rushing	8	18
Passing	16	17
Returns	1	5

Score by Periods	1	2	3	4	T
Rams	52	40	40	89	- 221
Opponents	72	95	92	108	- 367

Scoring	TD	Ru	Pa	Rt	PAT	FG	S	Pts
Zendejas	0	0	0	0	23-25	16-23	0	71
Bettis	7	7	0	0	0-0	0-0	0	42
Anderson	4	0	4	0	0-0	0-0	0	24
Drayton	4	0	4	0	0-0	0-0	0	24
E. Jones	2	0	2	0	0-0	0-0	0	12
Gary	2	1	1	0	0-0	0-0	0	12
Ellard	2	0	2	0	0-0	0-0	0	12
McNeal	1	0	1	0	0-0	0-0	0	6
Carter	1	0	1	0	0-0	0-0	0	6
Boykin	1	0	0	1	0-0	0-0	0	6
Kinchen	1	0	1	0	0-0	0-0	0	6
Rams	25	8	16	1	23-25	16-23	0	221
Opponents	40	18	17	5	38-40	29-37	1	367

Sacks - Gilbert 10.5-63.5, Stokes 9.5-44.5, Young 7.0-66.0, Robinson 3.0-10.0, Stewart 1.0-5.0, Rucker 1.0-5.0, Woods 1.0-3.0, Boutte 1.0-1.0, Henderson 1.0-0.0
TEAM: 35.0-203.0; **Opp.** 31.0-0231.0

Usual Starters

WR Ellard (16)	LE Woods (8)
LT Eatman (16)	DT Gilbert (16)
LG Newberry (9)	DT Boutte (16)
C Brostek (16)	RE Stokes (15)
RG Goeas (16)	LB Rolling (9)
RT Slater (8)	LB Conlan (11)
TE Carter (10)	LB Phifer (16)
WR Anderson (15)	CB Israel (10)
QB Everett (9)	CB Lyght (9)
FB Lester (14)	SS Newman (16)
RB Bettis (12)	FS Stewart (14)

Passing	Att.	Comp.	Yds.	Pct.	Yds./Att.	TD	TD%	Int.	Int%	LG	Sack-Lost	Rating
Rubley	189	108	1338	57.1	7.08	8	4.2	6	3.2	54	13-106	80.1
Everett	274	135	1652	49.3	6.03	8	2.9	12	4.4	60t	18-125	59.7
Pagel	9	3	23	33.3	2.56	0	0.0	1	11.1	10	0-0	2.8
Gary	1	1	8	100.0	8.00	0	0.0	0	0.0	8	0-0	100.0
Rams	473	247	3021	52.2	6.39	16	3.4	19	4.0	60t	31-231	66.8
Opponents	488	299	3763	61.3	7.71	17	3.5	11	2.3	80t	35-203	87.5

Rushing	No.	Yds.	Avg.	LG	TD
Bettis	294	1429	4.9	71t	7
Gary	79	293	3.7	15	1
Rubley	29	102	3.5	13	0
Lester	11	74	6.7	26	0
Everett	19	38	2.0	14	0
Lang	9	29	3.2	28	0
Ellard	2	18	9.0	15	0
White	2	10	5.0	5	0
Kinchen	2	10	5.0	8	0
Drayton	1	7	7.0	7	0
E. Jones	1	4	4.0	4	0
Rams	449	2014	4.5	71t	8
Opponents	480	1851	3.9	35t	18

Receiving	No.	Yds.	Avg.	LG	TD
Ellard	61	945	15.5	54	2
Anderson	37	552	14.9	56t	4
Gary	36	289	8.0	60t	1
Drayton	27	319	11.8	27	4
Bettis	26	244	9.4	28	0
Lester	18	154	8.6	21	0
Carter	14	166	11.9	38	1
Kinchen	8	137	17.1	35t	1
McNeal	8	75	9.4	22t	1
E. Jones	5	56	11.2	21t	2
Lang	4	45	11.3	21	0
LaChapelle	2	23	11.5	14	0
Lofton	1	16	16.0	16	0
Rams	247	3021	12.2	60t	16
Opponents	299	3763	12.6	80t	17

Interceptions	No.	Yds.	Avg.	LG	TD
Bailey	2	41	20.5	41	0
Rolling	2	21	10.5	12	0
Terrell	2	1	0.5	1	0
Lyght	2	0	0.0	0	0
Stewart	1	30	30.0	30	0
Conlan	1	28	28.0	28	0
Homco	1	6	6.0	6	0
Rams	11	127	11.5	41	0
Opponents	19	347	18.3	54	2

Punting	No.	Yds.	Avg.	TB	In20	LG	Blk.
Landeta	42	1825	43.5	7	7	66	0
McJulien	21	795	37.9	3	5	56	0
Bracken	17	651	38.3	0	3	51	0
Rams	80	3271	40.9	10	15	66	0
Opponents	58	2451	42.3	9	18	68	0

Punt Returns	No.	FC	Yds.	Avg.	LG	TD
Buchanan	8	1	41	5.1	12	0
Kinchen	7	4	32	4.6	8	0
Ellard	2	8	18	9.0	13	0
Henley	1	0	8	8.0	8	0
Price	1	2	3	3.0	3	0
Rams	19	15	102	5.4	13	0
Opponents	43	16	533	12.4	74t	2

Kickoff Returns	No.	Yds.	Avg.	LG	TD
Boykin	13	216	16.6	29	0
Griffith	8	169	21.1	29	0
Price	8	144	18.0	23	0
White	8	122	15.3	35	0
Kinchen	6	96	16.0	22	0
Israel	5	92	18.4	23	0
Drayton	1	-15	-15.0	-15	0
Rams	49	824	16.8	35	0
Opponents	47	984	20.9	45	0

Field Goals	1-19	20-29	30-39	40-49	50+	T
Zendejas	0-0	6-7	4-5	0-3	6-8	16-23
Rams	0-0	6-7	4-5	0-3	6-8	16-23
Opponents	4-4	11-11	6-6	5-8	3-8	29-37

Zendejas (31,32), (54, 50), (52), (47M), (53, 37), (52, 41M), (1), (50), (49B), (50M, 37), (25), (22, 56B), (22), (26M, 32), (30M), (29, 29)
Opponents (51, 33), (1), (34, 19, 50M), (52, 25), (48, 25, 43, 41M), (28, 32, 34), (45M, 25, 24, 18), (25, 28), (46, 44), (19, 34, 57M), (46, 44), (27), (18, 32), (43, 44M, 28, 52M, 25), (1), (27, 50M, 53)

COACH: CHUCK KNOX

1992 (6-10) 4TH, NFC WEST



DATE	W/L	Score	Opponent	Attend.
9/6	L	7-40	@ Buffalo	(79,001)
9/13	W	14-0	NEW ENGLAND	(40,402)
9/20	L	10-26	@ Miami	(55,945)
9/27	W	18-10	NEW YORK JETS	(42,005)
10/4	L	24-27	@ San Francisco	(63,071)
10/11	L	10-13	@ New Orleans	(68,591)
10/18	W	38-17	NEW YORK GIANTS	(53,541)
11/1	L	28-30	@ Atlanta	(62,168)
11/8	L	14-20	PHOENIX	(40,788)
11/15	W	27-23	@ Dallas	(63,690)
11/22	L	10-27	SAN FRANCISCO	(65,858)
11/29	L	17-31	MINNESOTA	(54,831)
12/6	W	31-27	@ Tampa Bay	(38,387)
12/13	L	14-37	NEW ORLEANS	(47,355)
12/20	L	13-28	@ Green Bay	(57,796)
12/27	W	38-27	ATLANTA	(37,706)

	RAMS	OPP.
First Downs	278	319
Rushing	83	130
Passing	174	175
Penalty	21	15
3rd Down Eff.	69-186-37.1%	91-204-44.6%
4th Down Eff.	1-7-14.3%	2-5-40.0%
Time of Poss. Avg.	28:31	31:29
Total Net Yards	4877	5523
Avg./Game	304.8	345.2
Total Plays	914	1005
Avg./Play	5.3	5.5
Net Yards Rushing	1659	2230
Avg./Game	103.7	139.4
Total Rushes	393	467
Net Yards Passing	3218	3293
Avg./Game	201.1	205.8
Sacked-Yds. Lost	26-204	31-188
Gross Yards	3422	3481
Att-Comp-Int	495-289-20	507-305-18
Comp. %	58.4	60.2
Punts/Avg.	76-41.1	66-42.1
Net Avg.	33.2	34.7
Penalties/Yards	79-592	102-778
Fumbles/ Ball Lost	30-17	26-15
Touchdowns	38	43
Rushing	12	22
Passing	23	18
Returns	3	3

Score by Periods	1	2	3	4	T
Rams	42	73	86	112	- 313
Opponents	94	151	57	81	- 383

Scoring	TD	Ru	Pa	Rt	PAT	FG	S	Pts
Zendejas	0	0	0	0	38-38	15-20	0	83
Gary	10	7	3	0	0-0	0-0	0	60
Anderson	7	0	7	0	0-0	0-0	0	42
Lang	6	5	1	0	0-0	0-0	0	36
Carter	3	0	3	0	0-0	0-0	0	18
Chadwick	3	0	3	0	0-0	0-0	0	18
Ellard	3	0	3	0	0-0	0-0	0	18
Price	2	0	2	0	0-0	0-0	0	12
Kinchen	2	0	0	2	0-0	0-0	0	12
Delpino	1	0	1	0	0-0	0-0	0	6
Bailey	1	0	0	1	0-0	0-0	0	6
Greene	0	0	0	0	0-0	0-0	1	2
Rams	38	12	23	3	38-38	15-20	1	313
Opponents	43	22	18	3	41-43	28-34	0	383

Sacks - Greene 10.0-55.0, Gilbert 5.0-33.0, Robinson 5.0-29.0, Piel 3.0-14.0, Stewart 2.0-23, Young 2.0-14.0, Hawkins 2.0-10.0, Boutte 1.0-8.0, Others 1.0-2.0 TEAM: 31.0-188.0; Opp. 26-204.

Usual Starters

WR	Ellard (15)	DE	Robinson (16)
LT	Perry (16)	DT	Gilbert (16)
LG	Newberry (16)	DT	Boutte (15)
C	Brostek (16)	RE	Hawkins (7)
RG	Milnichik (16)	LB	Phifer (14)
RT	Slater (16)	LB	Kelm (14)
TE	Carter (16)	LB	Greene (16)
WR	Anderson (9)	CB	Henley (16)
QB	Everett (16)	CB	Lyght (12)
FB	Lang (11)	SS	Newman (16)
RB	Gary (16)	FS	Terrell (16)

Passing	Att.	Comp.	Yds.	Pct.	Yds./Att.	TD	TD%	Int.	Int%	LG	Sack-Lost	Rating
Everett	475	281	3323	59.2	7.00	22	4.6	18	3.8	67t	26-204	80.2
Page	20	8	99	40.0	4.95	1	5.0	2	10.0	22	0-0	33.1
Rams	495	289	3422	58.4	6.91	23	4.6	20	4.0	67t	26-204	78.2
Opponents	507	305	3481	60.2	6.89	18	3.6	18	3.6	81t	31-188	77.9

Rushing	No.	Yds.	Avg.	LG	TD
Gary	279	1125	4.0	63	7
Lang	33	203	6.2	71	5
Everett	32	133	4.2	22	0
Delpino	32	115	3.6	31	0
Thompson	11	57	5.2	12	0
Turner	2	14	7.0	9	0
Stradford	3	12	4.0	5	0
Page	1	0	0.0	0	0
Rams	393	1659	4.2	71	12
Opponents	467	2230	4.8	39t	22

Receiving	No.	Yds.	Avg.	LG	TD
Gary	52	293	5.6	22	3
Ellard	47	727	15.5	33t	3
Anderson	38	657	17.3	45	7
Price	34	324	9.5	23	2
Chadwick	29	362	12.5	27t	3
Carter	20	232	11.6	25	3
Cox	18	261	14.5	26	0
Lang	18	239	15.7	67t	1
Delpino	18	139	7.7	12t	1
Turner	5	42	8.4	16	0
Thompson	5	11	2.2	7	0
McNeal	4	79	19.8	38	0
Harry	1	12	12.0	12	0
Rams	289	3422	11.8	67t	23
Opponents	305	3481	11.4	81t	18

Interceptions	No.	Yds.	Avg.	LG	TD
Newman	4	33	8.3	17	0
Henley	4	41	10.3	25	0
Lyght	3	80	26.7	39	0
Bailey	3	61	20.3	37	1
White	2	49	24.5	40	0
Kelm	1	16	16.0	16	0
Phifer	1	3	3.0	3	0
Rams	18	283	15.7	40	1
Opponents	20	305	15.3	67	1

Punting	No.	Yds.	Avg.	TB	In20	LG	Blk.
Bracken	76	3122	41.1	4	20	59	0
Rams	76	3122	41.1	4	20	59	0
Opponents	66	2776	42.1	7	14	58	0

Punt Returns	No.	FC	Yds.	Avg.	LG	TD
Turner	28	6	207	7.4	23	0
Kinchen	4	1	103	25.8	61t	2
Harry	6	4	34	5.7	11	0
Stradford	1	0	1	1.0	1	0
Rams	39	11	345	8.8	61t	2
Opponents	48	11	522	10.9	74t	1

Kickoff Returns	No.	Yds.	Avg.	LG	TD
Turner	29	569	19.6	35	0
Lang	13	228	17.5	26	0
Delpino	6	83	13.8	18	0
Kinchen	4	63	15.8	19	0
Thompson	4	34	8.5	14	0
Stradford	3	59	19.7	21	0
Stephen	2	12	6.0	7	0
Anderson	1	9	9.0	9	0
Israel	1	-3	-3.0	-3	0
Rams	63	1054	16.7	35	0
Opponents	55	1128	20.5	60	0

Field Goals	1-19	20-29	30-39	40-49	50+	T
Zendejas	2-2	3-4	7-9	3-5	0-0	15-20
Rams	2-2	3-4	7-9	3-5	0-0	15-20
Opponents	1-1	8-8	12-13	7-9	0-3	28-34

Zendejas (1), (47M, 39M 25M), (31), (49, 45M, 22, 20), (33), (30), (46G), (1), (33,44), (35), (30), (18, 37B), (1), (19, 38), (24)
Opponents (49, 38), (38M), (36, 50M, 44, 27, 20), (19, 47M), (26, 21), (26, 30), (51M, 31), (49, 26, 37), (51M, 21, 31, 45M), (37, 42, 36), (34, 40), (38), (34, 47), (21), (1), (44, 38)

COACH: JOHN ROBINSON

1991 (3-13) 4TH, NFC WEST



DATE	W/L	Score	Opponent	Attend.
9/1	L	14-24	PHOENIX	(47,069)
9/8	W	19-13	@ New York Giants	(76,541)
9/15	L	7-24	@ New Orleans	(68,583)
9/22	L	10-27	@ San Francisco	(63,871)
9/29	W	23-21	GREEN BAY	(54,736)
10/13	W	30-24	SAN DIEGO	(47,433)
10/20	L	17-20	@ Los Angeles Raiders	(85,102)
10/27	L	14-31	@ Atlanta	(50,187)
11/3	L	17-24	NEW ORLEANS	(58,713)
11/10	L	20-27	KANSAS CITY	(52,511)
11/17	L	10-21	@ Detroit	(60,873)
11/25	L	10-33	SAN FRANCISCO	(61,881)
12/1	L	6-27	WASHINGTON	(55,027)
12/8	L	14-31	ATLANTA	(35,315)
12/15	L	14-20	@ Minnesota	(46,312)
12/22	L	9-23	@ Seattle	(51,100)

	RAMS	OPP.
First Downs	270	286
Rushing	75	105
Passing	180	162
Penalty	15	19
3rd Down Eff.	75-198-37.9%	73-184-39.7%
4th Down Eff.	9-19-47.4%	5-8-62.5%
Time of Poss. Avg.	29:03	30:57
Total Net Yards	4695	5204
Avg./Game	293.4	325.3
Total Plays	936	920
Avg./Play	5.0	5.7
Net Yards Rushing	1285	1659
Avg./Game	80.3	103.7
Total Rushes	388	469
Net Yards Passing	3410	3545
Avg./Game	213.1	221.6
Sacked-Yds. Lost	30-200	17-112
Gross Yards	3610	3657
Att-Comp-Int	518-289-20	434-259-11
Comp. %	55.8	59.7
Punts/Avg.	75-38.1	68-41.6
Net Avg.	32.3	34.8
Penalties/Yards	108-774	83-743
Fumbles/Ball Lost	32-20	17-8
Touchdowns	26	47
Rushing	11	19
Passing	13	25
Returns	2	3

Score by Periods	1	2	3	4	T
Rams	22	103	55	54	- 234
Opponents	95	114	76	105	- 390

Scoring	TD	Ru	Pa	Rt	PAT	FG	S	Pts
Zendejas	0	0	0	0	25-26	17-17	0	76
Delpino	10	9	1	0	0-0	0-0	0	60
Ellard	3	0	3	0	0-0	0-0	0	18
Johnson	2	0	2	0	0-0	0-0	0	12
Price	2	0	2	0	0-0	0-0	0	12
Carter	2	0	2	0	0-0	0-0	0	12
Anderson	1	0	1	0	0-0	0-0	0	6
Dupree	1	1	0	0	0-0	0-0	0	6
Gary	1	1	0	0	0-0	0-0	0	6
Gray	1	0	0	1	0-0	0-0	0	6
Newman	1	0	0	1	0-0	0-0	0	6
Thompson	1	0	1	0	0-0	0-0	0	6
Turner	1	0	1	0	0-0	0-0	0	6
Greene	0	0	0	0	0-0	0-0	1	2
Rams	26	11	13	2	25-26	17-17	1	234
Opponents	44	19	25	3	46-47	20-28	1	390

Sacks - Robinson 3.0-29.0, Greene 3.0-20.0, Wilson 2.0-15.0, Kelm 2.0-9.0, Phifer 2.0-7.0, Newman 1.0-9.0, Piel 1.0-7.0, Stewart 1.0-7.0, Young 1.0-6.0, Strickland 1.0-3.0 TEAM: 17.0-112.0; Opp. 30.0-200.0.

Usual Starters

WR	Ellard (16)	DE	Wilson (10)
LT	Perry (9)	DT	Wright (11)
LG	Newberry (16)	DT	Young (13)
C	Smith (8)	DE	Robinson (4)
RG	Love (13)	LB	Strickland (10)
RT	Slater (13)	LB	Kelm (15)
TE	Johnson (6)	LB	Greene (6)
WR	Anderson (9)	CB	Henley (14)
QB	Everett (16)	CB	Lyght (8)
FB	Delpino (15)	SS	Stewart (16)
RB	McGee (8)	FS	Terrell (16)

Passing	Att.	Comp.	Yds.	Pct.	Yds./Att.
Everett	490	277	3438	56.5	7.02
Pagel	27	11	150	40.7	5.56
Helton	1	1	22	100.0	22.0
Rams	518	289	3610	55.8	6.97
Opponents	434	259	3657	59.7	8.43

Rushing	No.	Yds.	Avg.	LG	TD
Delpino	214	688	3.2	36	9
Gary	68	245	3.6	14	1
Dupree	49	179	3.7	24	1
McGee	19	65	3.4	9	0
Everett	27	44	1.6	10	0
Turner	7	44	6.3	11	0
R. Brown	2	11	5.5	11	0
Thompson	2	9	4.5	9	0
Rams	388	1285	3.3	36	11
Opponents	469	1659	3.5	26	19

Receiving	No.	Yds.	Avg.	LG	TD
Ellard	64	1052	16.4	38	3
Delpino	55	617	11.2	78	1
Price	35	410	11.7	27	2
Anderson	32	530	16.6	54	1
Johnson	32	253	7.9	27	2
McGee	20	160	8.0	20	0
Cox	15	216	14.4	39	0
Gary	13	110	8.5	22	0
Carter	8	69	8.6	18t	2
Dupree	6	46	7.7	21	0
R. Brown	3	52	17.3	21	0
Turner	3	41	13.7	19t	1
Thompson	2	35	17.5	22	1
Raye	1	19	19.0	19	0
Rams	289	3610	12.5	78	13
Opponents	259	3657	14.1	78	25

Interceptions	No.	Yds.	Avg.	LG	TD
Gray	3	83	27.7	59t	1
Henley	3	22	7.3	22	0
Stewart	2	8	4.0	8	0
Newman	1	58	58.0	58	0
Terrell	1	4	4.0	4	0
Lyght	1	0	0.0	0	0
Rams	11	175	15.9	59t	1
Opponents	20	297	14.9	97t	1

Punting	No.	Yds.	Avg.	TB	In20	LG	Blk.
Hatcher	63	2403	38.1	5	16	52	0
Helton	11	453	41.2	2	2	46	1
Rams	75	2856	38.1	7	18	52	1
Opponents	68	2829	41.6	7	20	62	0

Punt Returns	No.	FC	Yds.	Avg.	LG	TD
Turner	23	4	210	8.7	29	0
Henley	13	4	110	8.5	16	0
Gray	1	1	9	9.0	9	0
Rams	37	9	320	8.6	29	0
Opponents	33	21	292	8.8	42	0

Kickoff Returns	No.	Yds.	Avg.	LG	TD
Turner	24	457	19.0	36	0
R. Brown	12	256	21.3	39	0
Lang	12	194	16.2	34	0
Delpino	4	54	13.5	19	0
McDonald	3	32	10.7	16	0
Raye	2	57	28.5	48	0
Carter	1	18	18.0	18	0
Sanders	1	2	2.0	2	0
Rams	59	1070	18.1	48	0
Opponents	39	671	17.2	35	0

Field Goals	1-19	20-29	30-39	40-49	50+	T
Zendejas	0-0	4-4	8-8	3-3	2-2	17-17
Rams	0-0	4-4	8-8	3-3	2-2	17-17
Opponents	0-0	6-6	7-10	7-9	0-3	19-27

Zendejas (), (29,50,32,33), (), (22), (30,32,28), (), (37), (), (31), (), (27), (37), (41, 34), (), (), (44, 46, 50),
Opponents (52M, 32), (46, 40), (42), (22, 35M, 47), (), (27), (35, 32M, 34), (44), (45, 37M), (20, 44), (), (51M, 39), (47M, 59M, 48M, 35, 35), (21), (20, 22) (35)

TD	TD%	Int.	Int%	LG	Sack-Lost	Rating
11	2.2	20	4.1	78	30-200	68.9
2	7.4	0	0.0	30	0-0	83.9
0	0.0	0	0.0	22	0-0	118.8
13	2.5	20	3.9	78	30-200	69.9
25	5.8	11	2.5	78	17-112	95.6

COACH: JOHN ROBINSON

1990 (5-11) 3RD, NFC WEST



DATE	W/L	Score.....	Opponent	Attend.
9/9	L	24-36	@ Green Bay	(57,685)
9/16	W	35-14	@ Tampa Bay	(59,705)
9/23	L	21-27	PHILADELPHIA	(63,644)
10/7	L	31-34	CINCINNATI, OT	(62,619)
10/14	L	9-38	@ Chicago	(59,383)
10/21	W	44-24	ATLANTA	(54,761)
10/29	L	10-41	@ Pittsburgh	(56,466)
11/4	W	17-13	HOUSTON	(52,628)
11/11	L	7-31	NEW YORK GIANTS	(64,632)
11/18	L	21-24	DALLAS	(58,589)
11/25	W	28-17	@ San Francisco	(62,633)
12/2	W	38-23	@ Cleveland	(61,981)
12/9	L	20-24	NEW ORLEANS	(56,864)
12/17	L	10-26	SAN FRANCISCO	(65,619)
12/23	L	13-20	@ Atlanta	(30,021)
12/31	L	17-20	@ New Orleans	(68,647)

	RAMS	OPP.
First Downs	311	287
Rushing	89	93
Passing	191	176
Penalty	31	18
3rd Down Eff.	78-204-38.2%	86-201-42.8%
4th Down Eff.	6-18-33.3%	3-10-30.0%
Time of Poss. Avg.	29:59	30:01
Total Net Yards	5430	5411
Avg./Game	339.4	338.2
Total Plays	1013	949
Avg./Play	5.4	5.7
Net Yards Rushing	1612	1649
Avg./Game	100.8	103.1
Total Rushes	422	418
Net Yards Passing	3818	3762
Avg./Game	238.6	235.1
Sacked-Yds. Lost	30-198	30-180
Gross Yards	4016	3942
Att-Comp-Int	561-310-17	501-296-12
Comp. %	55.3	59.1
Punts/Avg.	69-38.6	66-41.4
Net Avg.	31.9	34.7
Penalties/Yards	87-632	109-968
Fumbles/Ball Lost	25-14	32-19
Touchdowns	43	49
Rushing	17	17
Passing	24	30
Returns	2	2

Score by Periods	1	2	3	4	OT	T
Rams	62	130	85	68	0	- 345
Opponents	98	123	74	114	3	- 412

Scoring	TD	Ru	Pa	Rt	PAT	FG	S	Pts
Gary	15	14	1	0	0-0	0-0	0	90
Lansford	0	0	0	0	42-43	15-24	0	87
McGee	5	1	4	0	0-0	0-0	0	30
Ellard	4	0	4	0	0-0	0-0	0	24
Anderson	4	0	4	0	0-0	0-0	0	24
Delpino	4	0	4	0	0-0	0-0	0	24
Johnson	3	0	3	0	0-0	0-0	0	18
Holohan	2	0	2	0	0-0	0-0	0	12
Green	2	0	1	1	0-0	0-0	0	12
Everett	1	1	0	0	0-0	0-0	0	6
Warner	1	1	0	0	0-0	0-0	0	6
Faison	1	0	1	0	0-0	0-0	0	6
Humphrey	1	0	0	1	0-0	0-0	0	6
Rams	43	17	24	2	42-43	15-24	0	345
Opponents	49	17	30	2	46-49	24-31	0	412

Sacks - Greene 13.0-72.0, Piel 5.0-26.0, Hawkins 3.0-18.0, Bethune 2.0-20.0, Faryniarz 2.0-12.0, Reed 2.0-4.0, B. Smith 1.0-15.0, Wilcher 1.0-8.0, Wright 1.0-5.0 TEAM: 30.0-180.0; Opp. 30.0-198.0.

Usual Starters

WR	Ellard (15)	DE	Reed (16)
LT	Pankey (16)	NT	Wright (16)
LG	Newberry (15)	DE	Piel (11)
C	D. Smith (16)	OLB	Wilcher (16)
RG	Love(16)	ILB	Stams (12)
RT	Slater (15)	ILB	Kelm (10)
TE	D. Johnson (9)	OLB	Greene (15)
WR	Anderson (10)	CB	Gray (12)
QB	Everett (16)	CB	Humphrey (11)
FB	McGee (15)	SS	Newsome (16)
RB	Gary (7)	FS	Newman (6)

Rushing	No.	Yds.	Avg.	LG	TD
Gary	204	808	4.0	48	14
Green	68	261	3.8	31	0
McGee	44	234	5.3	19	1
Warner	49	139	2.8	9	1
Dupree	19	72	3.8	13	0
Delpino	13	52	4.0	13	0
Everett	20	31	1.6	15	1
Ellard	2	21	10.5	13	0
Anderson	1	13	13.0	13	0
English	2	-19	-9.5	-8	0
Rams	422	1612	3.8	48	17
Opponents	418	1649	3.9	74t	17

Receiving	No.	Yds.	Avg.	LG	TD
Ellard	76	1294	17.0	50t	4
Anderson	51	1097	21.5	55t	4
Holohan	49	475	9.7	28	2
McGee	47	388	8.3	25	4
Gary	30	150	5.0	22t	1
Cox	17	266	15.6	32	0
Delpino	15	172	11.5	42t	4
D. Johnson	12	66	5.5	11	3
Carter	8	58	7.3	16	0
Faison	3	27	9.0	12	1
Green	2	23	11.5	16t	1
Rams	310	4016	13.0	55t	24
Opponents	296	3942	13.3	71t	30

Interceptions	No.	Yds.	Avg.	LG	TD
Humphrey	4	52	13.0	44t	1
Newsome	4	47	11.8	22	0
Newman	2	0	0.0	0	0
Terrell	1	6	6.0	6	0
Henley	1	0	0.0	0	0
Rams	12	105	8.8	44t	1
Opponents	17	204	12.0	50t	2

Punting	No.	Yds.	Avg.	TB	In20	LG	Blk.
English	68	2663	39.2	2	8	58	0
Team	1	0	0.0	0	0	0	1
Rams	69	2663	38.6	2	8	58	1
Opponents	66	2733	41.4	5	20	57	0

Punt Returns	No.	FC	Yds.	Avg.	LG	TD
Henley	19	4	195	10.3	26	0
Sutton	14	3	136	9.7	22	0
Ellard	2	0	15	7.5	8	0
Rams	35	7	346	9.9	26	0
Opponents	46	11	420	9.1	33	0

Kickoff Returns	No.	Yds.	Avg.	LG	TD
Green	25	560	22.4	99t	1
Delpino	20	389	19.5	38	0
Berry	17	315	18.5	29	0
McDonald	1	15	15.0	15	0
Rams	63	1279	20.3	99t	1
Opponents	68	1406	20.7	50	0

Field Goals	1-19	20-29	30-39	40-49	50+	T
Lansford	3-4	4-4	5-7	3-9	0-0	15-24
Rams	3-4	4-4	5-7	3-9	0-0	15-24
Opponents	1-1	9-9	3-5	10-11	1-5	24-31

Lansford (41M, 41), (49M, 36B), (48M), (40), (35), (46, 24, 32), (48M, 32, 42M), (19), (40M), (), (), (30), (38, 18), (21), (19, 25, 19B), (30M, 24), **Opponents** (26, 53, 40), (32M), (43, 36M, 18G), (52M, 40, 44), (27), (41), (42, 30), (22, 31), (44), (53M, 23), (42), (27), (48), (23, 63M, 31), (21, 23), (51M, 48M, 41, 24).

Passing	Att.	Comp.	Yds.	Pct.	Yds./Att.	TD	TD%	Int.	Int%	LG	Sack-Lost	Rating
Everett	554	307	3989	55.4	7.20	23	4.2	17	3.1	55t	30-198	79.3
Long	5	1	4	20.0	0.80	0	0.0	0	0.0	4	0-0	39.6
McGee	2	2	23	100.0	11.50	1	50.0	0	0.0	22t	0-0	154.2
Rams	561	310	4016	55.3	7.16	24	4.3	17	3.0	55t	30-198	79.6
Opponents	501	296	3942	59.1	7.87	30	6.0	12	2.4	71t	30-180	94.1

COACH: JOHN ROBINSON

1989 (11-5) 2ND, NFC WEST



DATE	W/L	Score	Opponent	Attend.
9/10	W	31-21	@ Atlanta	(38,708)
9/17	W	31-17	INDIANAPOLIS	(63,995)
9/24	W	41-38	GREEN BAY	(57,701)
10/1	W	13-12	@ San Francisco	(64,250)
10/8	W	26-13	ATLANTA	(52,182)
10/16	L	20-23	@ Buffalo	(76,231)
10/22	L	21-40	NEW ORLEANS	(57,567)
10/29	L	10-20	@ Chicago	(65,506)
11/5	L	21-23	@ Minnesota, OT	(59,600)
11/12	W	31-10	NEW YORK GIANTS	(65,127)
11/19	W	37-14	PHOENIX	(53,176)
11/26	W	20-17	@ New Orleans, OT	(64,274)
12/3	W	35-31	@ Dallas	(46,100)
12/11	L	27-30	SAN FRANCISCO	(67,959)
12/17	W	38-14	NEW YORK JETS	(53,063)
12/24	W	24-20	@ New England	(27,940)
12/31	W	21-7	@ Philadelphia	(57,869)
1/7	W	19-13	@ New York Giants, OT	(76,325)
1/14	L	3-30	@ San Francisco	(64,769)

	RAMS	OPP.
First Downs	321	306
Rushing	107	101
Passing	197	181
Penalty	17	24
3rd Down Eff.	87-215-40.5%	81-215-37.7%
4th Down Eff.	9-15-60.0%	6-13-46.2%
Time of Poss. Avg.	30:35	29:25
Total Net Yards	6042	5567
Avg./Game	377.6	347.9
Total Plays	1027	1023
Avg./Play	5.9	5.4
Net Yards Rushing	1909	1543
Avg./Game	119.3	96.4
Total Rushes	472	404
Net Yards Passing	4133	4024
Avg./Game	258.3	251.5
Sacked-Yds. Lost	32-236	42-278
Gross Yards	4369	4302
Att-Comp-Int	523-308-18	577-345-21
Comp. %	58.9	59.8
Punts/Avg.	74-38.3	81-41.5
Net Avg.	32.1	34.7
Penalties/Yards	102-823	93-798
Fumbles/ Ball Lost	26-11	38-15
Touchdowns	51	38
Rushing	19	13
Passing	29	24
Returns	3	1

Score by Periods	1	2	3	4	OT	T
Rams	122	124	61	116	3	-426
Opponents	50	87	83	122	2	344

Scoring	TD	Ru	Pa	Rt	PAT	FG	S	Pts
Lansford	0	0	0	0	51-51	23-30	0	120
Bell	15	15	0	0	0-0	0-0	0	90
Ellard	8	0	8	0	0-0	0-0	0	48
Anderson	5	0	5	0	0-0	0-0	0	30
Johnson	5	0	5	0	0-0	0-0	0	30
McGee	5	1	4	0	0-0	0-0	0	30
A. Cox	3	0	3	0	0-0	0-0	0	18
Delpino	2	1	1	0	0-0	0-0	0	12
Holohan	2	0	2	0	0-0	0-0	0	12
Ro. Brown	1	0	1	0	0-0	0-0	0	6
Everett	1	1	0	0	0-0	0-0	0	6
Gary	1	1	0	0	0-0	0-0	0	6
Gray	1	0	0	1	0-0	0-0	0	6
Newsome	1	0	0	1	0-0	0-0	0	6
Stewart	1	0	0	1	0-0	0-0	0	6
Rams	51	19	29	3	51-51	23-30	0	426
Opponents	38	13	24	1	36-38	26-29	1	344

Sacks - Greene 16.5-124.5, Wilcher 5.0-21.0, Piel 4.0-28.0, Faryniarz 3.0-18.0, Reed 3.0-11.0, Wright 3.0-19.0, Bethune 2.0-18.0, B. Smith 2.0-11.0, Strickland 2.0-16.0, S. Miller 1.0-7.0, Jerue 0.5-4.5. **TEAM:** 42.0-278.0; **Opp:** 32.0-236.0.

Usual Starters

WR	Ellard (12)	DE	Reed (11)
LT	Pankey (14)	NT	Wright (16)
LG	Newberry (16)	DE	Piel (6)
C	D. Smith (16)	OLB	Wilcher (16)
RG	Slaton (15)	ILB	Stams (12)
RT	Slater (16)	ILB	Owens (10)
TE	D. Johnson (16)	OLB	Greene (16)
WR	Anderson (13)	CB	Gray (16)
QB	Everett (16)	CB	Irvin (13)
FB	McGee (13)	SS	Stewart (15)
RB	Bell (14)	FS	Newsome (16)

Passing	Att.	Comp.	Yds.	Pct.	Yds./Att.	TD	TD%	Int.	Int%	LG	Sack-Lost	Rating
Everett	518	304	4310	58.7	8.32	29	5.6	17	3.3	78t	29-214	90.6
Herrmann	5	4	59	80.0	11.80	0	0.0	1	20.0	23	3-22	76.3
Rams	523	308	4369	58.9	8.35	29	5.5	18	3.4	78t	32-236	90.1
Opponents	577	345	4302	59.8	7.46	24	4.2	21	3.6	95t	42-278	81.7

Rushing	No.	Yds.	Avg.	LG	TD
Bell	272	1137	4.2	47	15
Delpino	78	368	4.7	32t	1
Gary	37	163	4.4	18	1
McGee	21	99	4.7	15	1
Green	26	73	2.8	9	0
Everett	25	31	1.2	13t	1
Ro. Brown	6	27	4.5	12	0
Ellard	2	10	5.0	6	0
Holohan	1	3	3.0	3	0
Hatcher	1	0	0.0	0	0
Anderson	1	-1	-1.0	-1	0
Herrmann	2	-1	-0.5	0	0
Rams	472	1909	4.0	47	19
Opponents	404	1543	3.8	40	13

Receiving	No.	Yds.	Avg.	LG	TD
Ellard	70	1382	19.7	53	8
Holohan	51	510	10.0	31	2
Anderson	44	1146	26.0	78t	5
McGee	37	303	8.2	25	4
Delpino	34	334	9.8	25	1
D. Johnson	25	148	5.9	22	5
A. Cox	20	340	17.0	51t	3
Bell	19	85	4.5	14	0
Ro. Brown	5	113	22.6	39t	1
Gary	2	13	6.5	8	0
Green	1	-5	-5.0	-5	0
Rams	308	4369	14.2	78t	29
Opponents	345	4302	12.5	95t	24

Interceptions	No.	Yds.	Avg.	LG	TD
Gray	6	48	8.0	27t	1
Irvin	3	43	14.3	18	0
Stewart	2	76	38.0	41t	1
Strickland	2	56	28.0	29	0
Hicks	2	27	13.5	27	0
Newsome	1	81	81.0	81t	1
Stams	1	20	20.0	20	0
Henley	1	10	10.0	10	0
Owens	1	4	4.0	4	0
Wilcher	1	4	4.0	4	0
S. Miller	1	3	3.0	3	0
Rams	21	372	17.7	81t	3
Opponents	18	207	11.5	42	0

Punting	No.	Yds.	Avg.	TB	In20	LG	Blk.
Hatcher	74	2834	38.3	7	15	54	1
Rams	74	2834	38.3	7	15	54	1
Opponents	81	3364	41.5	11	13	57	0

Punt Returns	No.	FC	Yds.	Avg.	LG	TD
Henley	29	19	273	9.4	25	0
Hicks	4	3	39	9.8	15	0
Ellard	2	0	20	10.0	10	0
Irvin	1	2	7	7.0	7	0
Rams	35	24	332	9.5	25	0
Opponents	34	20	315	9.3	68t	1

Kickoff Returns	No.	Yds.	Avg.	LG	TD
Ro. Brown	47	968	20.6	74	0
Delpino	17	334	19.6	30	0
McDonald	2	22	11.0	12	0
Gary	1	4	4.0	4	0
Rams	67	1328	19.8	74	0
Opponents	84	1633	19.4	47	0

Field Goals	1-19	20-29	30-39	40-49	50+	T
Lansford	1-1	7-8	7-7	8-10	0-4	23-30
Rams	1-1	7-8	7-7	8-10	0-4	23-30
Opponents	3-3	8-8	6-6	9-11	0-1	26-29

Lansford (23, 43M), (40), (39, 45), (40, 50M, 26), (48, 35, 27, 42), (34, 36), (), (45), (47M), (44), (27, 23, 40), (32, 22M, 52M, 31), (), (25, 22), (37), (19, 50M, 50M), **Opponents** (43M), (19), (43), (26, 32, 41, 42M, 17), (), (38, 47, 40), (39, 27), (35, 46), (20, 24, 22, 25, 29, 36, 40), (22), (), (36), (47), (19, 54M), (), (44, 48).

COACH: JOHN ROBINSON

1988 (10-6) 2ND, NFC WEST



DATE	W/L	Score.....Opponent	Attend.
9/4	W	34-7 @ Green Bay	(53,769)
9/11	W	17-10 DETROIT	(46,262)
9/18	W	22-17 @ Los Angeles Raiders	(84,870)
9/25	W	45-31 @ New York Giants	(75,617)
10/2	L	27-45 PHOENIX	(49,830)
10/9	W	33-0 @ Atlanta	(30,852)
10/16	L	21-24 SAN FRANCISCO	(65,450)
10/23	W	31-10 SEATTLE	(57,033)
10/30	W	12-10 @ New Orleans	(68,238)
11/6	L	24-30 @ Philadelphia	(65,624)
11/13	L	10-14 NEW ORLEANS	(63,305)
11/20	L	24-38 SAN DIEGO	(45,462)
11/27	L	24-35 @ Denver	(74,141)
12/5	W	23-3 CHICAGO	(65,579)
12/11	W	22-7 ATLANTA	(42,828)
12/18	W	38-16 @ San Francisco	(62,444)
12/26	L	17-28 @ Minnesota	(57,666)

	RAMS	OPP.
First Downs	333	289
Rushing	114	100
Passing	203	166
Penalty	16	23
3rd Down Eff.	83-209-39.7%	77-226-34.1%
4th Down Eff.	4-8-50.0%	11-16-68.8%
Time of Poss. Avg.	31:09	28:51
Total Net Yards	5808	4986
Avg./Game	363.0	311.6
Total Plays	1057	1041
Avg./Play	5.5	4.8
Net Yards Rushing	2003	1686
Avg./Game	125.2	105.4
Total Rushes	507	414
Net Yards Passing	3805	3300
Avg./Game	237.8	206.3
Sacked-Yds. Lost	28-197	56-394
Gross Yards	4002	3694
Att-Comp-Int	522-312-18	571-307-22
Comp. %	59.8	53.8
Punts/Avg.	76-39.5	93-39.9
Net Avg.	34.2	33.9
Penalties/Yards	78-587	111-937
Fumbles/Ball Lost	28-16	36-15
Touchdowns	48	35
Rushing	16	12
Passing	31	17
Returns	1	6

Score by Periods	1	2	3	4	T
Rams	81	146	92	88	- 407
Opponents	37	94	76	86	- 293

Scoring	TD	Ru	Pa	Rt	PAT	FG	S	Pts
Lansford	0	0	0	0	45-48	24-32	0	117
Bell	18	16	2	0	0-0	0-0	0	108
Ellard	10	0	10	0	0-0	0-0	0	60
D. Johnson	6	0	6	0	0-0	0-0	0	36
Cox	5	0	5	0	0-0	0-0	0	30
Holohan	3	0	3	0	0-0	0-0	0	18
McGee	3	0	3	0	0-0	0-0	0	18
Delpino	2	0	2	0	0-0	0-0	0	12
Gray	1	0	0	1	0-0	0-0	0	6
Greene	0	0	0	0	0-0	0-0	2	2
Rams	48	16	31	1	45-48	24-32	1	407
Opponents	35	12	17	6	35-35	16-23	0	293

Sacks - Greene 16.5-112.5, Jeter 11.5-85.0, Wilcher 7.5-63.0, Owens 5.0-38.0, S. Miller 4.0-28.0, Strickland 4.0-25.0, Wright 2.0-11.0, Reed 1.0-7.0, Stewart 1.0-7.0, Faryniarz 1.0-6.0, Meisner 1.0-3.0, Stokes 1.0-3.0, Irvin 0.5-5.5. TEAM: 56.0-394.0; Opp. 28.0-197.0

Usual Starters

WR	Ellard (16)	DE	Reed (16)
LT	Pankey (16)	NT	Wright (16)
LG	Newberry (16)	DE	S. Miller (16)
C	D. Smith (16)	OLB	Wilcher (15)
RG	Love(15)	ILB	Jerue (12)
RT	Slater (12)	ILB	Ekern (16)
TE	D. Johnson (16)	OLB	Greene (14)
WR	Cox (15)	CB	Gray (16)
QB	Everett (16)	CB	Irvin (16)
FB	McGee (12)	SS	Stewart (10)
RB	Bell (13)	FS	J. Johnson (16)

Rushing	No.	Yds.	Avg.	LG	TD
Bell	288	1212	4.2	44	16
White	88	323	3.7	13	0
Delpino	34	147	4.3	13	0
Green	35	117	3.3	13	0
Everett	34	104	3.1	19	0
McGee	22	69	3.1	12	0
R. Brown	3	24	8.0	13	0
Ellard	1	7	7.0	7	0
Guman	1	1	1.0	1	0
Herrmann	1	-1	-1.0	-1	0
Rams	507	2003	4.0	44	16
Opponents	414	1686	4.1	46t	12

Receiving	No.	Yds.	Avg.	LG	TD
Ellard	86	1414	16.4	68	10
Holohan	59	640	10.8	29	3
D. Johnson	42	350	8.3	23	6
Delpino	30	312	10.4	38	2
Cox	28	590	21.1	69t	5
Bell	24	124	5.2	20	2
McGee	16	117	7.3	16	3
Anderson	11	319	29.0	56	0
Green	6	57	9.5	19	0
White	6	36	6.0	18	0
Young	2	27	13.5	18	0
R. Brown	2	16	8.0	10	0
Rams	312	4002	12.8	69t	31
Opponents	307	3694	12.0	59	17

Interceptions	No.	Yds.	Avg.	LG	TD
J. Johnson	4	18	4.5	11	0
Gray	3	83	27.7	47t	1
Irvin	3	25	8.3	22	0
Stewart	2	61	30.5	43	0
Newman	2	27	13.5	27	0
Kelm	2	15	7.5	9	0
Meisner	1	20	20.0	20	0
Owens	1	11	11.0	11	0
Greene	1	10	10.0	10	0
Washington	1	7	7.0	7	0
Sutton	1	1	1.0	1	0
Jerue	1	0	0.0	0	0
Newsome	0	3	---	3	0
Rams	22	281	12.8	47t	1
Opponents	18	138	7.7	34	1

Punting	No.	Yds.	Avg.	TB	In20	LG	Blk.
Hatcher	36	1424	39.6	1	13	54	0
Camarillo	40	1579	39.5	2	11	57	0
Rams	76	3003	39.5	3	24	57	0
Opponents	93	3714	39.9	12	21	61	1

Punt Returns	No.	FC	Yds.	Avg.	LG	TD
Hicks	25	0	144	5.8	13	0
Ellard	17	3	119	7.0	34	0
Sutton	3	6	52	17.3	46	0
J. Johnson	2	1	4	2.0	4	0
Gray	1	0	1	1.0	1	0
Irvin	1	1	2	2.0	2	0
Rams	49	11	322	6.6	46	0
Opponents	43	21	347	8.1	30	0

Kickoff Returns	No.	Yds.	Avg.	LG	TD
R. Brown	19	401	21.1	73	0
Green	17	345	20.3	44	0
Delpino	14	333	23.8	38	0
McDonald	3	34	11.3	22	0
Sutton	2	41	20.5	25	0
White	2	37	18.5	23	0
McGee	1	0	0.0	0	0
Stewart	1	0	0.0	0	0
Rams	59	1191	20.2	73	0
Opponents	81	1563	19.3	93t	1

Field Goals	1-19	20-29	30-39	40-49	50+	T
Lansford	1-1	9-12	8-10	6-8	0-1	24-32
Rams	1-1	9-12	8-10	6-8	0-1	24-32
Opponents	0-0	3-3	7-10	4-7	2-3	16-23

Lansford (52M, 33, 29), (46), (37, 46), (31M, 41), (25M), (40, 25), (), (39, 43M), (37, 27M, 18, 47, 30), (22, 44M), (23), (20), (23, 28M, 34M), (25, 27, 22), (35, 36, 32), (49),
Opponents (), (30), (30M, 49M, 29), (34), (43, 51), (), (40, 47M), (33M, 33), (33), (23, 50, 40), (52M), (38), (46M), (39), (34M), (23, 46, 36).

Passing	Att.	Comp.	Yds.	Pct.	Yds./Att.	TD	TD%	Int.	Int%	LG	Sack-Lost	Rating
Everett	517	308	3964	59.6	7.67	31	6.0	18	3.5	69t	28-197	89.2
Herrmann	5	4	38	80.0	7.60	0	0.0	0	0.0	15	0-0	98.3
Rams	522	312	4002	59.8	7.67	31	5.9	18	3.4	69t	28-197	89.3
Opponents	571	307	3694	53.8	6.47	17	3.0	22	3.9	59	56-394	67.7

COACH: JOHN ROBINSON

1987 (6-9) 3RD, NFC WEST



DATE	W/L	Score	Opponent	Attend.
9/13	L	16-20	@ Houston	(33,186)
9/20	L	16-21	MINNESOTA	(63,567)
10/4	L	10-37	@ New Orleans	(29,745)
10/11	W	31-21	PITTSBURGH	(20,218)
10/18	L	20-24	@ Atlanta	(15,813)
10/26	L	17-30	@ Cleveland	(76,933)
11/1	L	10-31	SAN FRANCISCO	(55,328)
11/8	L	14-31	NEW ORLEANS	(43,379)
11/15	W	27-24	@ St. Louis	(27,730)
11/23	W	30-26	@ Washington	(53,614)
11/29	W	35-3	TAMPA BAY	(45,188)
12/6	W	37-16	@ Detroit	(33,412)
12/13	W	33-0	ATLANTA	(43,310)
12/21	L	21-29	DALLAS	(60,700)
12/27	L	0-48	@ San Francisco	(57,950)

	RAMS	OPP.
First Downs	276	279
Rushing	118	95
Passing	136	162
Penalty	22	22
3rd Down Eff.	75-204-36.7%	77-203-37.9%
4th Down Eff.	4-17-23.5%	3-8-37.5%
Time of Poss. Avg.	29:59	30:01
Total Net Yards	4651	5121
Avg./Game	310.1	341.4
Total Plays	957	961
Avg./Play	4.9	5.3
Net Yards Rushing	2097	1732
Avg./Game	139.8	115.5
Total Rushes	512	419
Net Yards Passing	2554	3389
Avg./Game	170.3	225.9
Sacked-Yds. Lost	25-196	38-304
Gross Yards	2750	3693
Att-Comp-Int	420-220-18	504-281-16
Comp. %	52.4	55.8
Punts/Avg.	77-40.8	83-37.3
Net Avg.	35.6	33.2
Penalties/Yards	91-677	100-888
Fumbles/ Ball Lost	26-15	28-11
Touchdowns	38	4
Rushing	15	8
Passing	16	31
Returns	7	4

Score by Periods	1	2	3	4	T
Rams	77	92	88	60	- 317
Opponents	79	132	57	93	- 361

Scoring	TD	Ru	Pa	Rt	PAT	FG	S	Pts
Lansford	0	0	0	0	36-38	17-21	0	87
White	11	11	0	0	0-0	0-0	0	66
Ro. Brown	3	0	2	1	0-0	0-0	0	18
Ellard	3	0	3	0	0-0	0-0	0	18
D. Johnson	2	0	2	0	0-0	0-0	0	12
Francis	2	0	2	0	0-0	0-0	0	12
Irvin	1	0	0	1	0-0	0-0	0	6
Gray	1	0	0	1	0-0	0-0	0	6
Guman	1	1	0	0	0-0	0-0	0	6
Greene	1	0	1	0	0-0	0-0	0	6
Bell	1	0	1	0	0-0	0-0	0	6
Wilcher	1	0	0	1	0-0	0-0	0	6
Young	1	0	1	0	0-0	0-0	0	6
Everett	1	1	0	0	0-0	0-0	0	6
McGee	1	1	0	0	0-0	0-0	0	6
House	1	0	1	0	0-0	0-0	0	6
J. Johnson	1	0	0	1	0-0	0-0	0	6
Stewart	0	0	0	0	0-0	0-0	2	2
Others	6	1	4	1	0-0	0-0	0	36
Rams	38	15	16	7	36-38	17-21	1	317
Opponents	43	17	26	3	40-43	21-24	0	361

Sacks - Jeter 7.0-62.0, Greene 6.5-53.0, S. Miller 6.0-41.0, Wilcher 5.0-39.0, Meisner 3.0-19.0, Reed 2.0-16.0, Wright 2.0-16.0, Cromwell 1.0-27.0, Borland 1.0-15.0, Collins 1.0-10.0, Edwards 1.0-1.0, Owens 1.0-1.0, Stokes 0.5-4.0. TEAM: 38.0-304.0; Opp. 25.0-196.0.

Usual Starters

WR	Ellard (12)	DE	Reed (12)
LT	Pankey (12)	NT	Meisner (15)
LG	Newberry (12)	DE	Doss (9)
C	Smith (12)	OLB	Wilcher (12)
RG	Harrah (8)	ILB	Collins (15)
RT	Slater (12)	ILB	Ekern (11)
TE	Hill (12)	OLB	Owens (12)
WR	Ro. Brown (9)	CB	Gray (12)
QB	Everett (11)	CB	Irvin (9)
FB	Guman (7)	SS	Newsome (8)
RB	White (12)	FS	Cromwell (8)

Rushing	No.	Yds.	Avg.	LG	TD
White	324	1374	4.2	58	11
Dickerson	60	277	4.6	57	1
Francis	35	138	3.9	23	0
Guman	36	98	2.7	7	1
Everett	18	83	4.6	16	1
Tyrrell	11	44	4.0	13	0
Bell	8	26	3.3	13	0
Ro. Brown	2	22	11.0	11	0
Evans	3	10	3.3	5	0
McGee	3	6	2.0	21	0
A. Williams	2	9	4.5	7	0
Quarles	1	8	8.0	8	0
Ellard	1	4	4.0	4	0
Bryant	1	2	2.0	2	0
Dils	7	-4	-0.6	5	0
Rams	512	2097	4.1	58	15
Opponents	419	1732	4.1	46	8

Receiving	No.	Yds.	Avg.	LG	TD
Ellard	51	799	15.7	81t	3
Ro. Brown	26	521	20.0	52	2
White	23	121	5.3	20	0
Guman	22	263	12.0	33	0
D. Johnson	21	198	9.4	20	2
Hill	11	105	9.5	24	0
Mobley	8	107	13.4	40t	1
Francis	8	38	4.8	7	2
McGee	7	40	5.7	12	0
Moore	6	107	17.8	26	1
House	6	63	10.5	15t	1
Tyrrell	6	59	9.8	16	0
Bell	5	59	11.8	32t	1
Dickerson	5	38	7.6	13	0
Young	4	56	14.0	26	1
McDonald	4	31	7.8	13	2
P. Smith	3	95	31.7	51	0
Baty	3	37	12.3	20	0
Henry	1	13	13.0	13	0
Rams	220	2750	12.5	81t	16
Opponents	281	3693	13.1	82t	31

Interceptions	No.	Yds.	Avg.	LG	TD
Irvin	2	47	23.5	47t	1
Gray	2	35	17.5	35	0
Cromwell	2	28	14.0	28	0
H. Johnson	1	49	49.0	49	0
Jackson	1	36	36.0	36	0
Williamson	1	28	28.0	28	0
Owens	1	26	26.0	26	0
Greene	1	25	25.0	25t	1
Wilcher	1	11	11.0	11	0
Hicks	1	9	9.0	9	0
Ekern	1	7	7.0	7	0
Sutton	1	4	4.0	4	0
J. Johnson	1	0	0.0	0	0
Rams	16	305	19.1	49	2
Opponents	18	226	12.6	68	1

Punting	No.	Yds.	Avg.	TB	In20	LG	Bk.
Hatcher	76	3140	41.3	4	19	62	2
Rams	76	3140	40.8	4	19	62	2
Opponents	83	3097	37.3	5	21	56	4

Punt Returns	No.	FC	Yds.	Avg.	LG	TD
Ellard	15	6	107	7.1	29	0
Hicks	13	1	110	8.5	26	0
Rutledge	3	0	10	3.3	7	0
P. Smith	2	0	5	2.5	5	0
Mobley	1	0	12	12.0	12	0
J. Johnson	1	0	5	5.0	5	0
Irvin	1	0	0	0.0	0	0
Sutton	0	2	0	0.0	0	0
S. Johnson	4	1	-4	-1.0	5	0
Rams	40	10	245	6.1	29	0
Opponents	43	10	317	7.4	48	0

Kickoff Returns	No.	Yds.	Avg.	LG	TD
Ro. Brown	27	581	21.5	95t	1
Tiumalu	8	158	19.8	25	0
Tyrrell	6	116	19.3	30	0
J. Johnson	4	119	29.8	53	0
White	3	73	24.3	26	0
Sutton	2	37	18.5	19	0
McDonald	3	31	10.3	15	0
Guman	2	18	9.0	12	0
Ri. Brown	1	15	15.0	15	0
Cox	1	12	12.0	12	0
Ellard	1	8	8.0	8	0
Rams	63	1282	20.3	95t	1
Opponents	57	1112	19.5	71	0

Field Goals	1-19	20-29	30-39	40-49	50+	T
Lansford	1-1	6-6	3-4	7-9	0-1	17-21
Rams	1-1	6-6	3-4	7-9	0-1	17-21
Opponents	1-1	6-6	6-7	7-9	1-1	21-24

Lansford (28,44,47), (27), (37), (50M, 39), (40, 40), (27), (22), (1), (28, 20), (37), (33B), (48,47,48), (18, 41M), (47), (1)
Opponents (44,19), (1), (27), (32M), (35), (23, 48, 41, 47M), (22), (32), (44), (22, 29), (33), (53, 36, 39, 44M), (1), (24, 42, 44, 47, 37), (1)

Passing	Att.	Comp.	Yds.	Pct.	Yds./Att.	TD	TD%	Int.	Int%	LG	Sack-Lost	Rating
Everett	302	162	2064	53.6	6.83	10	3.3	13	4.3	81t	17-139	68.4
Dils	114	56	646	49.1	5.67	5	4.4	4	3.5	51	7-51	66.6
Millen	1	1	0	100.0	0.00	0	0.0	0	0.0	0	1-6	79.2
Quarles	3	1	40	33.3	13.33	1	33.3	1	33.3	40t	0-0	81.9
Rams	420	220	2750	52.4	6.55	16	3.8	18	4.3	81t	25-196	67.9
Opponents	504	281	3693	55.8	7.33	31	6.2	16	3.2	82t	38-304	86.4

COACH: JOHN ROBINSON

1986 (10-6) 2ND, NFC WEST



DATE	W/L	Score	Opponent	Attend.
9/7	W	16-10	@ St. Louis	(40,347)
9/14	W	16-13	SAN FRANCISCO	(65,195)
9/21	W	24-7	@ Indianapolis	(59,012)
9/28	L	20-34	@ Philadelphia	(65,646)
10/5	W	26-20	TAMPA BAY, OT	(50,585)
10/12	L	14-26	@ Atlanta	(51,662)
10/19	W	14-10	DETROIT	(50,992)
10/26	W	14-7	ATLANTA	(56,993)
11/3	W	20-17	@ Chicago	(64,877)
11/9	L	0-6	@ New Orleans	(62,352)
11/16	L	28-30	NEW ENGLAND	(64,339)
11/23	W	26-13	NEW ORLEANS	(58,600)
11/30	W	17-3	@ New York Jets	(76,891)
12/7	W	29-10	DALLAS	(64,949)
12/14	L	31-37	MIAMI, OT	(62,629)
12/19	L	14-24	@ San Francisco	(60,366)
12/28	L	7-19	@ Washington	(54,180)

	RAMS	OPP.
First Downs	269	272
Rushing	139	93
Passing	105	169
Penalty	25	10
3rd Down Eff.	74-222-33.3%	70-226-30.9%
4th Down Eff.	3-8-37.5%	8-17-47.1%
Total Net Yards	4653	4871
Avg./Game	290.8	304.4
Total Plays	1008	1038
Avg./Play	4.6	4.7
Net Yards Rushing	2457	1681
Avg./Game	153.6	105.1
Total Rushes	578	460
Net Yards Passing	2196	3190
Avg./Game	137.3	199.4
Sacked-Yds. Lost	27-184	39-292
Gross Yards	2380	3482
Att-Comp-Int	403-194-15	539-313-28
Comp. %	48.1	58.1
Punts/Avg.	98-38.2	96-41.4
Net Avg.	32.9	36.2
Penalties/Yards	84-603	92-804
Fumbles/Ball Lost	39-22	25-15
Touchdowns	37	28
Rushing	16	9
Passing	15	17
Returns	6	2

Score by Periods	1	2	3	4	OT	T
Rams	59	98	72	74	6	-309
Opponents	46	87	72	56	6	-267

Scoring	TD	Ru	Pa	Rt	PAT	FG	S	Pts
Lansford	0	0	0	0	34-35	17-24	1	85
Dickersom	11	11	0	0	0-0	0-0	0	66
Redden	5	4	1	0	0-0	0-0	0	30
Ellard	4	0	4	0	0-0	0-0	0	24
Brown	3	0	3	0	0-0	0-0	0	18
Young	3	0	3	0	0-0	0-0	0	18
Irvin	3	0	0	3	0-0	0-0	0	18
House	2	0	2	0	0-0	0-0	0	12
Cromwell	1	0	0	1	0-0	0-0	0	6
Duckworth	1	0	1	0	0-0	0-0	0	6
Everett	1	1	0	0	0-0	0-0	0	6
Hill	1	0	1	0	0-0	0-0	0	6
Jerue	1	0	0	1	0-0	0-0	0	6
Newberry	1	0	0	1	0-0	0-0	0	6
Jeter	0	0	0	0	0-0	0-0	1	2
Rams	37	16	15	6	34-36	17-24	1	309
Opponents	28	9	17	2	27-27	24-31	0	267

Sacks - Jeter 8.0-78.5, Greene 7.0-45.0, Reed 6.5-45.5, Wilcher 5.5-49.5, S. Miller 5.0-29.5, Owens 4.0-23.0, Meisner 2.0-12.0, Ekern 1.0-9.0. TEAM: 39.0-292.0; Opp. 27.0-184.0.

Usual Starters

WR	Ellard (8)	DE	Reed (10)
LT	Pankey (16)	NT	S. Miller (16)
LG	Newberry (14)	DE	Doss (16)
C	D. Smith (16)	OLB	Wilcher (16)
RG	Harrah (16)	ILB	Jerue (16)
RT	Slater (16)	ILB	Ekern (13)
TE	Hill (15)	OLB	Owens (16)
WR	Ro. Brown (12)	CB	Gray (16)
QB	Bartkowski (6),	CB	Irvin (15)
	Dils (5), Everett (5)	SS	Cromwell (16)
FB	Redden (13)	FS	Newsome (16)
RB	Dickerson (16)		

Rushing	No.	Yds.	Avg.	LG	TD
Dickerson	404	1821	4.5	42t	11
Redden	110	467	4.2	41t	4
White	22	126	5.7	19	0
Everett	16	46	2.9	14	1
Brown	4	5	1.3	11	0
Dils	10	5	0.5	5	0
Carpenter	2	3	1.5	3	0
Bartkowski	6	3	0.5	7	0
Guman	2	2	1.0	3	0
Hunter	1	-6	-6.0	-6	0
Ellard	1	-15	-15.0	-15	0
Rams	578	2457	4.3	42t	16
Opponents	460	1681	3.7	59t	9

Receiving	No.	Yds.	Avg.	LG	TD
Ellard	34	447	13.1	34	4
Redden	28	217	7.8	24	1
Dickerson	26	205	7.9	28	0
Brown	25	396	15.8	65t	3
Hunter	15	206	13.7	42	0
Young	15	181	12.1	21	3
Hill	14	202	14.4	33	1
Duckworth	9	141	15.7	32	1
Guman	9	68	7.6	13	0
House	7	178	25.4	60t	2
Scott	5	76	15.2	21	0
Long	5	47	9.4	13	0
Tyrrell	1	9	9.0	9	0
White	1	7	7.0	7	0
Rams	194	2380	12.3	65t	15
Opponents	313	3482	11.1	69t	17

Interceptions	No.	Yds.	Avg.	LG	TD
Gray	8	101	12.6	28	0
Irvin	6	150	25.0	50t	1
Cromwell	5	101	20.2	80t	1
Newsome	3	45	15.0	34	0
Sutton	2	25	12.5	20	0
Jerue	2	23	11.5	22t	1
J. Johnson	1	13	13.0	13	0
Wilcher	1	0	0.0	0	0
Rams	28	458	16.4	80t	3
Opponents	15	128	8.5	34	0

Punting	No.	Yds.	Avg.	TB	In20	LG	Blk.
Hatcher	98	3740	38.6	5	26	57	1
Rams	98	3740	38.6	5	26	57	1
Opponents	96	3975	41.4	7	26	59	0

Punt Returns	No.	FC	Yds.	Avg.	LG	TD
Ellard	14	10	127	9.1	20	0
Sutton	28	5	234	8.4	32	0
J. Johnson	0	7	0	0.0	0	0
Rams	42	22	361	8.6	32	0
Opponents	47	30	416	8.9	32	0

Kickoff Returns	No.	Yds.	Avg.	LG	TD
Brown	36	794	22.1	55	0
White	12	216	18.0	28	0
Sutton	5	91	18.2	22	0
Guman	2	28	14.0	16	0
Carpenter	2	19	9.5	11	0
Ellard	1	18	18.0	18	0
Love	1	-6	-6.0	-6	0
Rams	59	1160	19.7	55	0
Opponents	64	1282	20.0	84	0

Field Goals	1-19	20-29	30-39	40-49	50+	T
Lansford	1-1	5-6	6-9	4-6	1-2	17-24
Rams	1-1	5-6	6-9	4-6	1-2	17-24
Opponents	3-3	8-8	5-6	8-13	0-1	24-31

Lansford (26), (24, 38M, 32, 18), (46), (), (34, 40), (47M, 33B), (), (), (26, 50), (37M), (42M), (32, 47, 29, 44), (38, 29M, 50M), (37, 27), (32), ()
Opponents (28, 48M), (44B, 46, 29, 49M), (60M), (22, 41), (26, 37), (23, 32, 49, 41), (49M, 47), (32M), (30), (20, 22), (42, 45, 19), (33, 18), (25), (48), (18), (30, 42B)

Passing	Att.	Comp.	Yds.	Pct.	Yds./Att.	TD	TD%	Int.	Int%	LG	Sack-Lost	Rating
Everett	147	73	1018	49.7	6.93	8	5.4	8	5.4	60t	8-50	67.8
Dils	129	59	693	45.7	5.37	4	3.1	4	3.1	65t	7-44	60.0
Bartkowski	126	61	654	48.4	5.19	2	1.6	2	1.6	42	11-84	59.4
Dickerson	1	1	15	100.0	15.00	1	100.0	0	0.0	15t	0-0	158.3
House	0	0	0	0.0	0.00	0	0.0	0	0.0	0	1-6	0.0
Rams	403	194	2380	48.1	5.10	15	3.7	15	3.7	65t	27-184	63.7
Opponents	539	313	3482	58.1	5.52	17	3.2	28	5.2	69t	39-292	66.3

COACH: JOHN ROBINSON

1985 (11-5) 1st, NFC WEST



DATE	W/L	Score	Opponent	Attend.
9/8	W	20-16	DENVER	(52,522)
9/15	W	17-6	@ Philadelphia	(60,920)
9/23	W	35-24	@ Seattle	(63,292)
9/29	W	17-6	ATLANTA	(49,870)
10/6	W	13-10	MINNESOTA	(59,269)
10/13	W	31-27	@ Tampa Bay	(39,607)
10/20	W	16-0	@ Kansas City	(64,474)
10/27	L	14-28	SAN FRANCISCO	(65,939)
11/3	W	28-10	NEW ORLEANS	(49,030)
11/10	L	19-24	@ New York Giants	(74,663)
11/17	L	14-30	@ Atlanta	(29,960)
11/24	W	34-17	GREEN BAY	(52,710)
12/1	L	3-29	@ New Orleans	(44,122)
12/9	W	27-20	@ San Francisco	(60,581)
12/15	W	46-14	ST. LOUIS	(52,052)
12/23	L	6-16	LOS ANGELES RAIDERS	(66,676)
1/4	W	20-0	DALLAS	(66,351)
1/12	L	0-24	@ Chicago	(63,522)

	RAMS	OPP.
First Downs	258	281
Rushing	115	104
Passing	131	155
Penalty	12	22
3rd Down Eff.	69-205-33.8%	86-236-36.2%
4th Down Eff.	7-13-53.8%	12-19-63.2%
Total Net Yards	4520	4648
Avg./Game	282.5	290.5
Total Plays	963	1048
Avg./Play	4.7	4.4
Net Yards Rushing	2057	1586
Avg./Game	128.6	99.1
Total Rushes	503	444
Net Yards Passing	2463	3062
Avg./Game	153.9	191.4
Sacked-Yds. Lost	57-409	56-421
Gross Yards	2872	3483
Att-Comp-Int	403-234-14	548-296-29
Comp. %	58.1	54.0
Punts/Avg.	88-42.7	89-42.0
Net Avg.	38.0	34.6
Penalties/Yards	97-730	72-529
Fumbles/ Ball Lost	35-21	30-17
Touchdowns	39	30
Rushing	15	9
Passing	16	19
Returns	8	2

Score by Periods	1	2	3	4	T
Rams	54	102	82	102	- 340
Opponents	47	99	53	78	- 277

Scoring	TD	Ru	Pa	Rt	PAT	FG	S	Pts
Lansford	0	0	0	0	38-39	22-29	0	104
Dickerson	12	12	0	0	0-0	0-0	0	72
Ellard	6	0	5	1	0-0	0-0	0	36
Brown	6	0	3	3	0-0	0-0	0	36
Hunter	4	0	4	0	0-0	0-0	0	24
White	3	3	0	0	0-0	0-0	0	18
Duckworth	3	0	3	0	0-0	0-0	0	18
D. Hill	1	0	1	0	0-0	0-0	0	6
Irvin	1	0	0	1	0-0	0-0	0	6
Ekern	1	0	0	1	0-0	0-0	0	6
Johnson	1	0	0	1	0-0	0-0	0	6
Green	1	0	0	1	0-0	0-0	0	6
Doss	0	0	0	0	0-0	0-0	1	2
Rams	39	15	16	8	38-39	22-29	1	340
Opponents	30	9	19	2	28-30	23-29	0	277

Sacks - Wilcher 12.0-104.0, Jeter 12.0-96.0, Owens 9.0-62.0, Reed 6.5-47.0, Miller 5.0-39.0, Doss 3.0-19.0, Harrison 3.0-18.0, Collins 2.0-14.0, Newsome 1.0-10.0, Green 1.0-5.0, Cromwell 1.0-2.0, DeJurnett 0.5-3.0. TEAM: 56-419.0; Opp. 27.0-184.0.

Usual Starters

WR	Ellard (16)	DE	Reed (16)
LT	Pankey (12)	NT	DeJurnett (14)
LG	K. Hill (16)	DE	Doss (16)
C	D. Smith (16)	OLB	Andrews (11)
RG	Harrah (16)	ILB	Collins (16)
RT	Slater (16)	ILB	Ekern (16)
TE	D. Hill (16)	OLB	Owens (15)
WR	Brown (9)	CB	Green (16)
QB	Brock (15)	CB	Irvin (16)
FB	Carpenter (8)	SS	Cromwell (16)
RB	Dickerson (14)	FS	J. Johnson (15)

Passing	Att.	Comp.	Yds.	Pct.	Yds./Att.	TD	TD%	Int.	Int%	LG	Sack-Lost	Rating
Brock	365	218	2658	59.7	7.28	16	4.4	13	3.6	64t	51-351	82.0
Kemp	38	16	214	42.1	5.63	0	0.0	1	2.6	35t	6-58	49.7
Rams	403	234	2872	58.1	5.35	16	4.0	14	3.5	64t	57-409	78.9
Opponents	548	296	3483	54.0	5.07	19	3.5	29	5.3	73	56-421	63.1

Rushing	No.	Yds.	Avg.	LG	TD
Dickerson	292	1234	4.2	43	12
Redden	87	380	4.4	41	0
White	70	310	4.4	32	3
Cain	11	46	4.2	9	0
Brock	20	38	1.9	13	0
Guman	11	32	2.9	6	0
Brown	2	13	6.5	9	0
Ellard	3	8	2.7	16	0
Kemp	5	0	0.0	3	0
Dils	2	-4	-2.0	-2	0
Rams	503	2057	4.1	43	15
Opponents	444	1586	3.6	36	9

Receiving	No.	Yds.	Avg.	LG	TD
Ellard	54	811	15.0	64t	5
Hunter	50	562	11.2	47t	4
D. Hill	29	271	9.3	37	1
Duckworth	25	422	16.9	42	3
Dickerson	20	126	6.3	33	0
Redden	16	162	10.1	32	0
Brown	14	215	15.4	43t	3
Young	14	157	11.2	23	0
Cain	5	24	4.8	13	0
Guman	3	23	7.7	11	0
McDonald	2	58	29.0	35	0
Barber	1	29	29.0	29	0
White	1	12	12.0	12	0
Rams	234	2872	12.3	64t	16
Opponents	296	3483	11.8	73	19

Interceptions	No.	Yds.	Avg.	LG	TD
Green	6	84	14.0	41t	1
Irvin	6	83	13.8	34t	1
J. Johnson	5	96	19.2	46	1
Newsome	3	20	6.7	20	0
Ekern	2	55	27.5	33t	1
Fox	2	8	4.0	8	0
Collins	2	8	4.0	4	0
Cromwell	2	5	2.5	5	0
Wilcher	1	0	0.0	0	0
Rams	29	359	12.4	46	4
Opponents	14	138	9.9	30	1

Punting	No.	Yds.	Avg.	TB	In20	LG	Blk.
Hatcher	87	3761	43.2	6	32	67	1
Rams	87	3761	43.2	6	32	67	1
Opponents	89	3738	42.0	8	23	61	0

Punt Returns	No.	FC	Yds.	Avg.	LG	TD
Ellard	37	9	501	13.5	80t	1
J. Johnson	0	7	0	0.0	2	0
White	1	0	0	0.0	0	0
Rams	38	16	501	13.2	80t	1
Opponents	43	22	297	6.9	23	0

Kickoff Returns	No.	Yds.	Avg.	LG	TD
Brown	28	918	32.8	98t	3
White	17	300	17.6	32	0
Cain	6	115	19.2	28	0
Guman	2	30	15.0	17	0
Slaton	1	18	18.0	18	0
S. Miller	1	10	10.0	10	0
Cromwell	1	3	3.0	3	0
Rams	56	1394	24.9	98t	3
Opponents	66	1253	19.0	62	0

Field Goals	1-19	20-29	30-39	40-49	50+	T
Lansford	0-0	5-5	9-12	6-8	2-4	22-29
Rams	0-0	5-5	9-12	6-8	2-4	22-29
Opponents	0-0	7-8	6-7	7-9	3-5	23-29

Lansford (37, 33), (33, 45M, 31M), (), (52), (43,33), (27), (33,37,30), (51M), (), (31, 40, 26, 25), (), (40M, 43, 31M, 32), (41), (25, 29), (32M, 46), (50M, 52, 40)
Opponents (24), (50, 45, 53M), (26), (44, 47), (28M, 24), (34, 49), (50M), (41M, 31M), (51), (40), (39, 38, 27), (38), (47, 42, 35, 27, 35), (), (), (49M, 27, 51, 29)

COACH: JOHN ROBINSON

1984 (10-6) 2ND, NFC WEST



DATE	W/L	Score	Opponent	Attend.
9/3	L	13-20	DALLAS	(65,403)
9/9	W	20-17	CLEVELAND	(43,043)
9/16	L	14-24	@ Pittsburgh	(58,104)
9/23	W	24-14	@ Cincinnati	(45,406)
9/30	W	33-12	NEW YORK GIANTS	(53,417)
10/7	L	28-30	ATLANTA	(47,832)
10/14	W	28-10	@ New Orleans	(63,161)
10/22	W	24-10	@ Atlanta	(52,861)
10/28	L	0-33	SAN FRANCISCO	(65,481)
11/4	W	16-13	@ St. Louis	(50,950)
11/11	W	29-13	CHICAGO	(62,021)
11/18	L	6-31	@ Green Bay	(52,031)
11/25	W	34-33	@ Tampa Bay	(42,242)
12/2	W	34-21	NEW ORLEANS	(49,348)
12/9	W	27-16	HOUSTON	(49,092)
12/16	L	16-19	@ San Francisco	(59,743)
12/23	L	13-16	NEW YORK GIANTS	(67,037)

	RAMS	OPP.
First Downs	258	309
Rushing	140	108
Passing	100	179
Penalty	18	22
3rd Down Eff.	65-195-33.3%	88-225-39.1%
4th Down Eff.	1-8-12.5%	12-22-54.5%
Total Net Yards	5,006	5266
Avg./Game	312.9	329.1
Total Plays	931	1058
Avg./Play	5.4	5.0
Net Yards Rushing	2864	1600
Avg./Game	179.0	100.0
Total Rushes	541	449
Net Yards Passing	2142	3666
Avg./Game	133.9	229.1
Sacked-Yds. Lost	32-240	43-298
Gross Yards	2382	3964
Att-Comp-Int	358-176-17	566-346-17
Comp. %	49.2	61.1
Punts/Avg.	74-38.7	71-41.5
Net Avg.	33.6	32.1
Penalties/Yards	93-830	115-871
Fumbles/ Ball Lost	31-18	42-22
Touchdowns	38	36
Rushing	16	15
Passing	16	18
Returns	6	3

Score by Periods	1	2	3	4	T
Rams	67	118	77	84	- 346
Opponents	55	110	57	94	- 316

Scoring	TD	Ru	Pa	Rt	PAT	FG	S	Pts
Lansford	0	0	0	0	37-38	25-33	0	112
Dickerson	14	14	0	0	0-0	0-0	0	84
Ellard	8	0	6	2	0-0	0-0	0	48
Brown	4	0	4	0	0-0	0-0	0	24
Dr. Hill	4	0	4	0	0-0	0-0	0	24
Crutchfield	2	1	1	0	0-0	0-0	0	12
Irvin	2	0	0	2	0-0	0-0	0	12
Cromwell	1	0	0	1	0-0	0-0	0	6
Guman	1	0	0	1	0-0	0-0	0	6
Da. Hill	1	0	1	0	0-0	0-0	0	6
Kemp	1	1	0	0	0-0	0-0	0	6
Sully	0	0	0	0	0-0	0-0	1	2
Vann	0	0	0	0	0-0	0-0	1	2
Rams	38	16	16	6	37-38	25-33	2	346
Opponents	36	15	18	3	32-36	22-31	1	316

Sacks - Youngblood 9.5-58.5, Andrews 6.0-58.0, Doss 6.0-42.5, Owens 3.5-19.5, DeJurnett 3.0-23.0, Meisner 2.5-14.0, Wilcher 2.0-16.0, Green 2.0-11.0, Eckern 1.0-8.0, Reed 1.0-7.0, Newsome 1.0-3.0, Harris 0.5-3.0, Collins 0.5-1.5
TEAM: 38.0-265.0; Opp. 32.0-42.0.

Usual Starters

WR	Ellard (16)	DE	Youngblood (15)
LT	Bain (16)	NT	Meisner (16)
LG	K. Hill (16)	DE	Doss (16)
C	Smith (16)	OLB	Andrews (11)
RG	Harrah (15)	ILB	Collins (16)
RT	Pankey (9)	ILB	Ekern (16)
TE	Da. Hill (16)	OLB	Owens (16)
WR	Dr. Hill (16)	CB	Green (16)
QB	Kemp (13)	CB	Irvin (16)
FB	Guman (13)	SS	E. Harris (7)
RB	Dickerson (16)		J. Johnson (7)
		FS	Cromwell (11)

Passing	Att.	Comp.	Yds.	Pct.	Yds./Att.	TD	TD%	Int.	Int%	LG	Sack-Lost	Rating
Kemp	284	143	2021	50.4	7.12	13	4.6	7	2.5	63t	24-190	78.7
Ferragamo	66	29	317	43.9	4.80	2	3.0	8	12.1	68	7-42	29.2
Dils	7	4	44	57.1	6.29	1	14.3	1	14.3	14t	1-8	75.9
Dickerson	1	0	0	0.00	0.00	0	0.00	1	100.0	0	0-0	0.0
Rams	358	176	2382	49.2	6.65	16	4.5	17	4.7	68	32-240	65.9
Opponents	566	346	3964	61.1	7.00	18	3.2	17	3.0	64t	43-298	80.3

Rushing	No.	Yds.	Avg.	LG	TD
Dickerson	379	2105	5.6	66	14
Crutchfield	73	337	4.6	36	1
Redden	45	247	5.5	35	0
Kemp	34	153	4.5	23	1
Brown	2	25	12.5	16	0
Guman	1	2	2.0	2	0
Ferragamo	4	0	0.0	2	0
Ellard	3	-5	-1.7	5	0
Rams	541	2864	5.3	66	16
Opponents	449	1600	3.6	31t	15

Receiving	No.	Yds.	Avg.	LG	TD
Ellard	34	622	18.3	63t	6
Da. Hill	31	300	9.7	26	1
Brown	23	478	20.8	54	4
Dickerson	21	139	6.6	19	0
Guman	19	161	8.5	29	0
Dr. Hill	14	390	27.9	68	4
Grant	9	64	7.1	15	0
Farmer	7	75	10.7	23	0
Barber	7	42	6.0	11	0
J. McDonald	4	55	13.8	22	0
Redden	4	39	9.8	14	0
Crutchfield	2	11	5.5	7	1
Faulkner	1	6	6.0	6	0
Rams	176	2382	13.5	68	16
Opponents	346	3964	11.5	64t	18

Interceptions	No.	Yds.	Avg.	LG	TD
Irvin	5	166	33.2	81	2
Green	3	88	29.3	60	0
Cromwell	3	54	18.0	33t	1
Collins	2	43	21.5	40	0
J. Johnson	2	21	10.5	21	0
Newsome	1	31	31.0	31	0
Owens	1	-4	-4.0	-4	0
Rams	17	399	23.5	81t	3
Opponents	17	240	14.1	99t	2

Punting	No.	Yds.	Avg.	TB	In20	LG	Blk.
Misko	74	2866	38.7	9	21	58	0
Rams	74	2866	38.7	9	21	58	0
Opponents	71	2949	41.5	9	11	66	2

Punt Returns	No.	FC	Yds.	Avg.	LG	TD
Ellard	30	3	403	13.4	83t	2
Irvin	9	0	83	9.2	22	0
J. Johnson	1	1	3	3.0	3	0
Rams	40	4	489	12.2	83t	2
Opponents	35	21	196	5.6	26	0

Kickoff Returns	No.	Yds.	Avg.	LG	TD
Redden	23	530	23.0	40	0
Dr. Hill	26	543	20.9	40	0
Ellard	2	24	12.0	12	0
Irvin	2	33	16.5	22	0
Pleasant	2	48	24.0	29	0
Crutchfield	1	20	20.0	20	0
Guman	1	43	43.0	43t	1
Sully	1	3	3.0	3	0
Rams	58	1244	21.4	43t	1
Opponents	74	1288	17.4	43	0

Field Goals	1-19	20-29	30-39	40-49	50+	T
Lansford	2-2	9-9	10-13	3-7	1-2	25-33
Rams	2-2	9-9	10-13	3-7	1-2	25-33
Opponents	1-1	6-6	4-6	7-13	4-5	22-31

Lansford (31,36), (37,27), (35M), (46M, 45M, 29), (33,35,38M), (), (), (48M, 18), (), (33, 51M, 27, 32), (21,45,29), (21, 50), (35, 27), (25, 30), (35, 19, 41M), (41, 30M, 28, 42)
Opponents (31, 52), (25, 46M), (37M, 41), (), (44M), (52, 50, 37), (47), (42M, 39, 49M), (46, 46), (49, 43, 48M), (20, 52), (21, 54M, 36M), (26, 24), (), (21, 42, 18), (38, 48M)

COACH: RAY MALAVASI

1982 (2-7) 4TH, NFC WEST



DATE	W/L	Score	Opponent	Attend.
9/12	L	23-35	@ Green Bay	(53,694)
9/19	L	14-19	DETROIT	(59,470)
11/21	L	17-34	@ Atlanta	(39,686)
11/28	W	20-14	KANSAS CITY	(45,793)
12/2	L	24-30	SAN FRANCISCO	(58,574)
12/12	L	24-27	DENVER	(48,112)
12/18	L	31-37	@ Los Angeles Raiders	(56,646)
12/26	L	26-34	CHICAGO	(46,502)
1/2	W	21-20	@ San Francisco	(54,256)

	RAMS	OPP.
First Downs	163	193
Rushing	61	75
Passing	90	107
Penalty	12	11
3rd Down Eff.	43-117-36.8%	55-123-43.7%
4th Down Eff.	8-10-80.0%	2-4-50.0%
Total Net Yards	3024	3333
Avg./Game	336.0	370.3
Total Plays	563	606
Avg./Play	5.4	5.5
Net Yards Rushing	1025	1202
Avg./Game	113.9	133.6
Total Rushes	251	307
Net Yards Passing	1999	2131
Avg./Game	222.1	236.8
Sacked-Yds. Lost	15-137	18-159
Gross Yards	2136	2290
Att-Comp-Int	297-166-14	281-175-11
Comp. %	55.9	62.3
Punts/Avg.	46-42.6	42-38.1
Net Avg.	33.0	31.4
Penalties/Yards	63-550	64-531
Fumbles/ Ball Lost	23-10	15-7
Touchdowns	25	30
Rushing	13	13
Passing	11	16
Returns	1	1

Score by Periods	1	2	3	4	T
Rams	68	58	26	48	- 200
Opponents	34	80	41	95	- 250

Scoring	TD	Ru	Pa	Rt	PAT	FG	S	Pts
Tyler	13	9	4	0	0-0	0-0	0	78
Lansford	0	0	0	0	23-24	9-15	0	50
Guman	2	2	0	0	0-0	0-0	0	12
Dennard	2	0	2	0	0-0	0-0	0	12
Farmer	2	0	2	0	0-0	0-0	0	12
Barber	1	0	1	0	0-0	0-0	0	6
W. Miller	1	0	1	0	0-0	0-0	0	6
Cromwell	1	1	0	0	0-0	0-0	0	6
Battle	1	0	1	0	0-0	0-0	0	6
Ferragamo	1	1	0	0	0-0	0-0	0	6
Irvin	1	0	0	1	0-0	0-0	0	6
Team	0	0	0	0	0-1	0-0	0	0
Rams	25	13	11	1	23-25	9-15	0	200
Opponents	30	13	16	1	28-30	14-19	0	250

Usual Starters

WR Dennard (9)	DE Ja.Youngblood (9)
LT Pankey (9)	DT Fanning (8)
LG K. Hill (9)	DT C. Jones (9)
C D. Smith (9)	DE Doss (8)
RG Harrah (9)	LLB Reilly (2)
RT Slater (9)	MLB Ji.Youngblood (9)
TE Barber (9)	RLB Andrews (9)
WR W. Miller (9)	CB P.Thomas (9)
QB Ferragamo (5)	CB L. Smith (9)
FB Guman (9)	SS J.Johnson (9)
RB Tyler (9)	FS Cromwell (9)

Rushing	No.	Yds.	Avg.	LG	TD
Tyler	137	564	4.1	54	9
Guman	69	266	3.9	15	2
J. Thomas	16	80	5.0	11	0
B. Jones	11	73	6.6	17	0
Redden	8	24	3.0	7	0
Cromwell	1	17	17.0	17	1
W. Miller	1	5	5.0	5	0
Ferragamo	4	3	0.8	2	1
Alexander	1	3	3.0	3	0
Battle	1	1	1.0	1	0
Waddy	2	-11	-5.5	5	0
Rams	251	1025	4.1	54	13
Opponents	307	1202	3.9	32	13

Receiving	No.	Yds.	Avg.	LG	TD
Tyler	38	375	9.9	40	4
Guman	31	310	10.0	46	0
Dennard	25	383	15.3	39	2
Barber	18	166	9.2	21	1
Farmer	17	344	20.2	42t	2
W. Miller	15	346	23.1	85t	1
J. Thomas	8	49	6.1	11	0
D. Hill	7	92	13.1	23	0
Redden	4	16	4.0	11	0
Battle	2	62	31.0	51t	1
Alexander	1	-7	-7.0	-7	0
Rams	166	2136	12.9	85t	11
Opponents	175	2290	13.1	52	16

Interceptions	No.	Yds.	Avg.	LG	TD
Perry	3	57	19.0	33	0
Cromwell	3	33	11.0	21	0
P. Thomas	3	0	0.0	0	0
Ekern	1	9	9.0	9	0
J. Johnson	1	7	7.0	7	0
Rams	11	106	9.6	33	0
Opponents	14	98	7.0	19	0

Punting	No.	Yds.	Avg.	TB	In20	LG	Blk.
Misko	45	1961	43.6	2	10	59	1
Rams	45	1961	43.6	2	10	59	1
Opponents	42	1601	38.1	2	12	56	0

Punt Returns	No.	FC	Yds.	Avg.	LG	TD
Irvin	22	1	242	11.0	63t	1
Rams	22	1	242	11.0	63t	1
Opponents	31	2	401	12.9	93t	1

Kickoff Returns	No.	Yds.	Avg.	LG	TD
Redden	22	502	22.8	85	0
Sully	5	84	16.8	24	0
Alexander	8	139	17.4	32	0
Guman	8	102	12.8	24	0
D. Hill	2	42	21.0	24	0
Rams	45	869	19.3	85	0
Opponents	36	844	23.4	45	0

Field Goals	1-20	20-29	30-39	40-49	50+	T
Lansford....	0-0	4-5	5-8	0-0	0-2	9-15
Opponents	1-1	2-3	5-7	6-6	0-2	14-19

Lansford (32,29,28,51M), (39M), (28, 34M), (), (36, 52M), (39), (36), (29,37,32,27M), ()
Opponents (),(45,46,30,33), (38M, 49, 29), (57M), (33,44, 38), (47, 18), (24), (41, 31, 35M), (24B)

Passing	Att.	Comp.	Yds.	Pct.	Yds./Att.	TD	TD%	Int.	Int%	LG	Sack-Lost	Rating
Ferragamo	209	118	1609	56.5	7.70	9	4.3	9	4.3	85t	7-65	77.7
B. Jones	87	48	527	55.2	6.06	2	2.3	4	4.6	51t	8-72	61.8
Guman	1	0	0	0.0	0.0	0	0.0	1	100.0	0	0-0	0.0
Rams	297	166	2136	55.9	6.41	11	3.4	14	4.7	85t	15-137	71.3
Opponents	281	175	2290	62.3	7.03	16	5.7	11	3.9	52	18-159	90.6

COACH: **RAY MALAVASI**

1981 (6-10) 3RD, NFC WEST



DATE	W/L	Score.....Opponent	Attend.
9/6	L	20-27HOUSTON	(63,198)
9/13	L	17-23 @ New Orleans	(62,063)
9/20	W	35-23 GREEN BAY	(61,286)
9/28	W	24-7 @ Chicago	(62,461)
10/4	W	27-16CLEVELAND	(63,924)
10/11	W	37-35 @ Atlanta	(57,841)
10/18	L	17-29 @ Dallas	(64,649)
10/25	L	17-20 @ San Francisco	(59,190)
11/1	W	20-13 DETROIT	(61,814)
11/8	L	13-21 NEW ORLEANS	(61,068)
11/15	L	10-24 @ Cincinnati	(56,836)
11/22	L	31-33 SAN FRANCISCO	(63,456)
11/29	L	0-24 @ Pittsburgh	(51,854)
12/6	L	7-10 @ New York Giants	(59,659)
12/14	W	21-16ATLANTA	(57,054)
12/20	L	7-30 WASHINGTON	(52,224)

	RAMS	OPP.
First Downs	305	285
Rushing	142	125
Passing	134	128
Penalty	29	32
3rd Down Eff.	80-232-34.5%	77-231-32.1%
Total Net Yards	4793	5124
Avg./Game	299.6	320.3
Total Plays	1086	1067
Avg./Play	4.4	4.8
Net Yards Rushing	2236	2397
Avg./Game	139.8	149.8
Total Rushes	559	585
Net Yards Passing	2557	2727
Avg./Game	159.8	170.4
Sacked-Yds. Lost	50-451	43-330
Gross Yards	3008	3057
Att-Comp-Int	477-235-32	439-204-17
Comp. %	49.3	46.5
Punts/Avg.	89-42.0	94-41.0
Net Avg.	35.9	30.6
Penalties/Yards	117-916	118-1008
Fumbles/ Ball Lost	34-15	37-16
Touchdowns	36	39
Rushing	17	19
Passing	15	17
Returns	4	3

Score by Periods	1	2	3	4	T
Rams	51	115	49	88	- 303
Opponents	81	105	88	77	- 351

Scoring	TD	Ru	Pa	Rt	PAT	FG	S	Pts
Tyler	17	12	5	0	0-0	0-0	0	102
Corral	0	0	0	0	36-36	17-26	0	87
Dennard	4	0	4	0	0-0	0-0	0	24
Guman	4	4	0	0	0-0	0-0	0	24
Irvin	3	0	0	3	0-0	0-0	0	18
D. Hill	3	0	3	0	0-0	0-0	0	18
Arnold	2	0	2	0	0-0	0-0	0	12
Bryant	1	1	0	0	0-0	0-0	0	6
J. Harris	1	0	0	1	0-0	0-0	0	6
Childs	1	0	1	0	0-0	0-0	0	6
Rams	36	17	15	4	36-36	17-26	0	303
Opponents	39	19	17	3	37-39	26-33	1	351

Usual Starters

WR Dennard (15)	DE Ja.Youngblood (16)
LT Pankey (12)	DT Fanning (16)
LG K. Hill (11)	DT C. Jones (16)
C D. Smith (13)	DE Doss (8)
RG Harrah (13)	LLB Ji.Youngblood (16)
RT Slater (11)	MLB Ekern (16)
TE Arnold (9)	RLB Andrews (16)
WR W. Miller (9)	CB P.Thomas (9)
QB Haden (11)	CB Perry (16)
FB Bryant (12)	SS J. Johnson (16)
RB Tyler (15)	FS Cromwell (16)

Passing	Att.	Comp.	Yds.	Pct.	Yds./Att.	TD	TD%	Int.	Int%	LG	Sack-Lost	Rating
Rutledge	50	30	442	60.0	8.84	3	6.0	4	8.0	64	6-62	75.6
Haden	267	138	1815	51.7	6.80	9	3.4	13	4.9	67t	28-227	64.4
Pastorini	152	64	719	42.1	4.73	2	1.3	14	9.2	46	14-149	22.9
Kemp	6	2	25	33.3	4.17	0	0.0	1	16.7	19	2-13	7.6
Guman	1	1	7	100.0	7.00	1	100.0	0	0.0	0	0-0	135.4
Corral	1	0	0	0.0	0.00	0	0.0	0	0.0	0	0-0	39.6
Rams	477	235	3008	49.3	4.85	15	3.1	32	6.7	67t	50-451	51.9
Opponents	439	204	3057	46.5	6.96	17	3.9	17	3.9	64	43-330	90.6

Rushing	No.	Yds.	Avg.	LG	TD
Tyler	260	1074	4.1	69t	12
Bryant	109	436	4.0	20	1
Guman	115	433	3.8	18	4
J. Thomas	34	118	3.5	40	0
Haden	18	104	5.8	16	0
Dennard	6	29	4.8	21	0
Cromwell	1	17	17.0	17	0
D. Hill	1	14	14.0	14	0
Kemp	2	9	4.5	7	0
Pastorini	7	5	0.7	13	0
Childs	1	0	0.0	0	0
Rutledge	5	-3	-0.6	4	0
Rams	559	2236	4.0	69t	17
Opponents	585	2397	4.1	59t	19

Receiving	No.	Yds.	Avg.	LG	TD
Dennard	49	821	16.8	64	4
Tyler	45	436	9.7	67t	5
Waddy	31	460	14.8	46	0
Bryant	22	160	7.3	39	0
Arnold	20	212	10.6	24	2
Guman	18	130	7.2	14	0
D. Hill	16	355	22.2	45	3
Childs	12	145	12.1	39	1
W. Miller	10	147	14.7	20	0
Moore	7	105	15.0	35	0
J. Thomas	5	37	7.4	13	0
Rams	235	3008	12.8	67t	15
Opponents	204	3057	15.0	64	17

Interceptions	No.	Yds.	Avg.	LG	TD
Cromwell	5	94	18.8	94	0
P. Thomas	4	80	20.0	64	0
Irvin	3	18	6.0	18	0
Perry	3	18	6.0	10	0
Ji. Youngblood	1	20	20.0	20	0
J. Harris	1	7	7.0	7	0
Rams	17	237	13.9	94	0
Opponents	32	361	11.3	43	1

Punting	No.	Yds.	Avg.	TB	In20	LG	Blk.
Corral	89	3735	42.0	3	19	67	0
Rams	89	3735	42.0	3	19	67	0
Opponents	94	3856	41.0	15	16	72	0

Punt Returns	No.	FC	Yds.	Avg.	LG	TD
Irvin	46	6	615	13.4	84t	3
J. Johnson	1	2	39	39.0	39	0
D. Hill	2	0	22	11.0	12	0
Rams	49	8	676	13.8	84t	3
Opponents	52	8	481	9.3	55	0

Kickoff Returns	No.	Yds.	Avg.	LG	TD
D. Hill	60	1170	19.5	50	0
Sully	3	31	10.3	22	0
Meisner	1	17	17.0	17	0
J. Thomas	1	15	15.0	15	0
Guman	1	10	10.0	10	0
Penaranda	1	1	1.0	1	0
Pankey	1	0	0.0	0	0
Rams	68	1244	18.3	50	0
Opponents	60	1443	24.1	95t	2

Field Goals	1-19	20-29	30-39	40-49	50+	T
Corral	0-0	6-9	5-6	6-11	0-0	17-26
Opponents	3-3	4-5	8-11	10-12	1-2	26-33

Corral (35, 29M, 36), (40), (0), (24), (22M, 38, 41), (25, 37, 25), (40), (49M, 25, 26M, 32M, 45M), (42, 31), (44, 24), (22), (44), (40B), (49M), (47M), (0)
Opponents (50, 41, 44B),(45, 46, 34), (19, 23, 44), (0), (35, 29B), (0), (40, 39), (42, 18), (49, 45, 30M), (32M, 35M), (37), (47, 34, 32, 37), (21), (49M, 60M, 19), (45, 25, 22), (35)

COACH: RAY MALAVASI

1980 (11-5) 2ND, NFC WEST



DATE	W/L	Score	Opponent	Attend.
9/7	L	20-41	DETROIT	(64,892)
9/11	L	9-10	@ Tampa Bay	(66,576)
9/21	W	51-21	GREEN BAY	(63,850)
9/28	W	28-7	@ New York Giants	(73,414)
10/5	W	48-26	SAN FRANCISCO	(62,188)
10/12	W	21-13	@ St. Louis	(50,230)
10/19	W	31-17	@ San Francisco	(55,360)
10/26	L	10-13	@ Atlanta	(57,401)
11/2	W	45-31	NEW ORLEANS	(59,909)
11/9	L	14-35	MIAMI	(62,045)
11/16	W	17-14	@ New England	(60,609)
11/24	W	27-7	@ New Orleans	(53,448)
11/30	W	38-13	NEW YORK JETS	(59,743)
12/7	L	7-10	@ Buffalo, OT	(77,133)
12/15	W	38-14	DALLAS	(65,154)
12/21	W	20-17	ATLANTA, OT	(62,469)
12/28	L	13-34	@ Dallas	(64,533)

	RAMS	OPP.
First Downs	316	281
Rushing	144	112
Passing	157	141
Penalty	15	28
3rd Down Eff.	113-256-44.1%	70-230-30.4%
Total Net Yards	6006	4546
Avg./Game	375.4	284.1
Total Plays	1095	1011
Avg./Play	5.5	4.5
Net Yards Rushing	2799	1945
Avg./Game	174.9	121.6
Total Rushes	615	445
Net Yards Passing	3207	2601
Avg./Game	200.4	162.6
Sacked-Yds. Lost	29-234	56-496
Gross Yards	3441	3097
Att-Comp-Int	451-261-23	510-245-25
Comp. %	57.9	48.0
Punts/Avg.	36-39.5	90-42.1
Net Avg.	33.1	36.2
Penalties/Yards	118-973	83-778
Fumbles/ Ball Lost	29-13	30-17
Touchdowns	54	38
Rushing	17	13
Passing	31	23
Returns	6	2

Score by Periods	1	2	3	4	OT	T
Rams	95	172	92	62	3	-424
Opponents	30	89	54	113	3	-289

Scoring	TD	Ru	Pa	Rt	PAT	FG	S	Pts
Corral	0	0	0	0	51-52	16-30	0	99
Peacock	9	7	2	0	0-0	0-0	0	54
W. Miller	8	0	8	0	0-0	0-0	0	48
Bryant	6	3	3	0	0-0	0-0	0	36
Dennard	6	0	6	0	0-0	0-0	0	36
Waddy	5	0	5	0	0-0	0-0	0	30
Guman	4	4	0	0	0-0	0-0	0	24
D. Hill	3	0	2	1	0-0	0-0	0	18
Hicks	3	0	3	0	0-0	0-0	0	18
J. Thomas	3	2	0	1	0-0	0-0	0	18
Cromwell	1	0	0	1	1-1	0-0	0	7
Ferragamo	1	1	0	0	0-0	0-0	0	6
Moore	1	0	1	0	0-0	0-0	0	6
Arnold	1	0	1	0	0-0	0-0	0	6
Ji. Youngblood	1	0	0	1	0-0	0-0	0	6
Perry	1	0	0	1	0-0	0-0	0	6
J. Johnson	1	0	0	1	0-0	0-0	0	6
TEAM	0	0	0	0	0-1	0-0	0	0
Rams	54	17	31	6	52-54	16-30	0	424
Opponents	38	13	23	2	34-38	9-20	0	289

Usual Starters

WR	Dennard (16)	DE	Ja. Youngblood (16)
LT	France (16)	DT	Brooks (14)
LG	K. Hill (16)	DT	C. Jones (15)
C	Saul (16)	DE	Dryer (16)
RG	Harrah (8)	LLB	Ji. Youngblood (15)
RT	Slater (15)	MLB	Reynolds (16)
TE	Hicks (14)	RLB	Andrews (8)
WR	Waddy (15)	CB	P. Thomas (14)
QB	Ferragamo (15)	CB	Perry (16)
FB	Bryant (16)	SS	J. Johnson (16)
RB	Peacock (9)	FS	Cromwell (16)

Passing	Att.	Comp.	Yds.	Pct.	Yds./Att.	TD	TD%	Int.	Int%	LG	Sack-Lost	Rating
Ferragamo	404	240	3199	59.4	7.92	30	7.4	19	4.7	74t	23-191	89.7
Haden	41	19	185	46.3	4.51	0	0.0	4	9.8	23	4-30	19.9
Guman	1	1	31	100.0	31.00	1	100.0	0	0.0	31t	1-5	158.3
Rutledge	4	1	26	25.0	6.50	0	0.0	0	0.0	26	1-8	54.2
Cromwell	1	0	0	0.0	0.00	0	0.0	0	0.0	0	0-0	39.6
Rams	451	261	3441	57.9	6.68	31	6.9	23	5.1	74t	29-234	83.8
Opponents	510	245	3097	48.0	4.59	23	4.5	25	4.9	60	56-496	62.0

Rushing	No.	Yds.	Avg.	LG	TD
Bryant	183	807	4.4	20	3
Peacock	164	777	4.7	36	7
J. Thomas	65	427	6.6	61	2
Guman	100	410	4.1	17	4
Tyler	30	157	5.2	17	0
E. Hill	39	120	3.1	19	0
Ferragamo	15	34	2.3	15	1
Dennard	2	20	10.0	21	0
Hicks	1	19	19.0	19	0
Mitchell	7	16	2.3	5	0
Haden	3	12	4.0	6	0
D. Hill	1	4	4.0	4	0
Cromwell	2	0	0.0	0	0
Lee	1	-1	-1.0	-1	0
Waddy	1	-1	-1.0	-1	0
W. Miller	1	-2	-2.0	-2	0
Rams	615	2799	4.6	61	17
Opponents	445	1945	4.4	65	13

Receiving	No.	Yds.	Avg.	LG	TD
Bryant	53	386	7.3	25	3
Waddy	38	670	17.6	44t	5
Dennard	36	596	16.6	44	6
Peacock	25	213	8.5	59t	2
Hicks	23	318	13.8	32t	3
W. Miller	22	358	16.3	45	8
D. Hill	19	416	21.9	74t	2
Guman	14	131	9.4	41	0
Moore	10	168	16.8	37	1
Arnold	5	75	15.0	33	1
J. Thomas	5	30	6.0	11	0
E. Hill	4	29	7.3	11	0
Nelson	3	22	7.3	12	0
Mitchell	2	21	10.5	13	0
Tyler	2	8	4.0	5	0
Rams	261	3441	13.2	74t	31
Opponents	245	3097	12.6	60	23

Interceptions	No.	Yds.	Avg.	LG	TD
Cromwell	8	140	17.5	34	1
Perry	5	115	23.0	83t	1
J. Johnson	3	102	34.0	99t	1
P. Thomas	3	14	4.7	14	0
Irvin	2	80	40.0	80	0
Delaney	2	42	21.0	27	0
Ji. Youngblood	1	33	33.0	33t	1
Reynolds	1	20	20.0	20	0
Rams	25	546	21.8	99t	4
Opponents	23	302	13.3	47	1

Punting	No.	Yds.	Avg.	TB	In20	LG	Blk.
Corral	36	3002	39.5	5	14	65	1
Rams	36	3002	39.5	5	14	65	1
Opponents	90	3789	42.1	11	28	63	1

Punt Returns	No.	FC	Yds.	Avg.	LG	TD
Irvin	42	7	296	7.0	26	0
Waddy	2	0	10	5.0	10	0
Guman	2	1	6	3.0	3	0
J. Johnson	1	4	3	3.0	3	0
Cromwell	0	2	0	0.0	0	0
Rams	47	14	315	6.7	26	0
Opponents	42	5	353	8.4	32	0

Kickoff Returns	No.	Yds.	Avg.	LG	TD
D. Hill	43	880	20.5	98t	1
Guman	2	25	12.5	13	0
P. Thomas	1	12	12.0	12	0
J. Thomas	2	21	10.5	15	0
Sully	4	36	9.0	20	0
Irvin	1	5	5.0	5	0
Rams	53	979	18.5	98t	1
Opponents	78	1553	19.9	88	0

Field Goals	1-19	20-29	30-39	40-49	50+	T
Corral	1-1	11-12	2-5	2-9	0-3	16-30
Opponents	1-1	1-1	4-7	2-9	1-2	9-20

Corral (, (42, 32, 27), (29), (, (28, 35), (43M, 41M), (47), (23, 41M, 55M), (27, 22M), (, (29), (53M, 59M, 23, 19), (25, 49M, 43M), (39M), (33M, 27), (47M, 26, 37M, 47M, 23)
Opponents (52, 38),(40M, 43), (, (, (44M, 44M), (39), (44M), (47M, 36), (, (47M), (47M), (22, 40), (38M, 38M, 30), (51M), (39M, 18)

COACH: RAY MALAVASI

1979 (9-7) 1ST, NFC WEST



DATE	W/L	Score.....Opponent	Attend.
9/2	L	17-24OAKLAND	(59,000)
9/6	W	13-9@ Denver	(74,884)
9/16	W	27-24SAN FRANCISCO	(44,303)
9/23	L	6-21@ Tampa Bay	(69,497)
9/30	W	21-0ST. LOUIS	(48,160)
10/7	W	35-17@ New Orleans	(68,986)
10/14	L	6-30@ Dallas	(64,462)
10/21	L	16-40SAN DIEGO	(64,245)
10/28	L	14-20NEW YORK GIANTS	(43,376)
11/4	W	24-0@ Seattle	(62,048)
11/11	L	23-27@ Chicago	(51,483)
11/19	W	20-14ATLANTA	(54,097)
11/25	W	26-20@ San Francisco	(49,282)
12/2	W	27-21MINNESOTA, OT	(56,700)
12/9	W	34-13@ Atlanta	(49,236)
12/16	L	14-29NEW ORLEANS	(53,879)
12/30	W	21-19@ Dallas	(64,792)
1/6	W	9-0@ Tampa Bay	(72,033)
1/20	L	19-31PITTSBURGH (SB XIV)	(103,985)

	RAMS	OPP.
First Downs	299	266
Rushing	134	115
Passing	138	133
Penalty	27	18
3rd Down Eff.	91-256-35.5%	85-251-33.9
Total Net Yards	5133	4553
Avg./Game	320.8	284.6
Total Plays	1087	1054
Avg./Play	4.7	4.3
Net Yards Rushing	2460	1997
Avg./Game	153.8	124.8
Total Rushes	592	548
Net Yards Passing	2673	2556
Avg./Game	167.1	159.8
Sacked-Yds. Lost	39-359	52-451
Gross Yards	3032	3007
Att-Comp-Int	456-242-29	454-220-25
Comp. %	53.1	48.5
Punts/Avg.	95-39.3	108-40.3
Net Avg.	33.6	35.0
Penalties/Yards	98-743	105-993
Fumbles/ Ball Lost	38-20	38-16
Touchdowns	41	38
Rushing	16	13
Passing	19	24
Returns	6	1

Score by Periods	1	2	3	4	OT	T
Rams	80	131	47	59	6	- 323
Opponents	47	98	81	83	0	- 309

Scoring	TD	Ru	Pa	Rt	PAT	FG	S	Pts
Corral	0	0	0	0	36-39	13-25	0	75
Tyler	10	9	1	0	0-0	0-0	0	60
Bryant	5	5	0	0	0-0	0-0	0	30
Dennard	4	0	4	0	0-0	0-0	0	24
Nelson	3	0	3	0	0-0	0-0	0	18
Waddy	3	0	3	0	0-0	0-0	0	18
E. Hill	2	1	1	0	0-0	0-0	0	12
Jessie	2	0	2	0	0-0	0-0	0	12
Young	2	0	2	0	0-0	0-0	0	12
Ji. Youngblood	2	0	0	2	0-0	0-0	0	12
Cromwell	1	0	0	0	0-0	0-0	0	6
J. Harris	1	0	0	1	0-0	0-0	0	6
D. Hill	1	0	1	0	0-0	0-0	0	6
Jodat	1	0	0	1	0-0	0-0	0	6
Justin	1	0	0	1	0-0	0-0	0	6
W. Miller	1	0	1	0	0-0	0-0	0	6
Reynolds	1	0	0	1	0-0	0-0	0	6
R. Smith	1	0	1	0	0-0	0-0	0	6
TEAM	0	0	0	0	0-1	0-0	1	2
Rams	41	16	19	6	36-40	13-25	1	323
Opponents	38	13	24	1	35-38	14-21	2	309

Usual Starters

WR	Dennard (11)	DE	Ja.Youngblood (16)
LT	France (13)	DT	Brooks (16)
LG	K. Hill (9)	DT	Fanning (16)
C	Saul (16)	DE	Dryer (16)
RG	Harrarah (12)	LLB	Ji.Youngblood (16)
RT	Slater (16)	MLB	Reynolds (16)
TE	Nelson (16)	RLB	Budzinski (16)
WR	Waddy (6)	CB	O'Steen (12)
QB	Haden (10)	CB	Perry (7)
FB	Bryant (16)		P. Thomas (7)
RB	Tyler (12)	SS	Elmendorf (16)
		FS	Cromwell (16)

Passing	Att.	Comp.	Yds.	Pct.	Yds./Att.	TD	TD%	Int.	Int%	LG	Sack-Lost	Rating
Haden	290	163	1854	56.2	6.39	11	3.8	14	4.8	50	21-178	68.2
Ferragamo	110	53	778	48.2	7.07	5	4.5	10	9.1	71t	11-115	48.8
Rutledge	32	13	125	40.6	3.91	1	3.1	4	12.5	22	3-27	23.0
Lee	22	11	243	50.0	11.05	2	9.1	1	4.5	41t	4-39	101.4
Clark	2	2	32	100.0	16.00	0	0.0	0	0.0	30	0-0	118.8
Rams	456	242	3032	53.1	5.40	19	4.2	29	6.4	71t	39-359	61.4
Opponents	454	220	3007	48.5	5.05	24	5.3	25	5.5	68t	52-451	64.7

Rushing	No.	Yds.	Avg.	LG	TD
Tyler	218	1109	5.1	63t	9
Bryant	177	619	3.5	15	5
McCutcheon	73	243	3.3	21	0
Peacock	52	224	4.3	15	0
E. Hill	29	114	3.9	27	1
Haden	16	97	6.1	17	0
Dennard	4	32	8.0	15	0
Rutledge	5	27	5.4	14	0
Jodat	6	6	1.0	4	0
Cromwell	1	5	5.0	5	1
W. Miller	1	4	4.0	4	0
Clark	1	3	3.0	3	0
Ferragamo	3	-2	-0.7	2	0
Lee	4	-5	-1.3	0	0
Nelson	2	-16	-8.0	-6	0
Rams	592	2460	4.2	63t	16
Opponents	548	1997	3.6	27	13

Receiving	No.	Yds.	Avg.	LG	TD
Dennard	43	766	17.8	50	4
Tyler	32	308	9.6	71t	1
Bryant	31	227	7.3	24	0
Nelson	25	293	11.7	26	3
Peacock	21	261	12.4	49	0
McCutcheon	19	101	5.3	11	0
R. Smith	16	300	18.8	38	1
Waddy	14	220	15.7	40t	3
Young	13	144	11.1	23	2
Jessie	11	169	15.4	39t	2
W. Miller	8	111	13.9	23	1
D. Hill	4	94	23.5	43	1
E. Hill	4	36	9.0	21t	1
Andrews	1	2	2.0	2	0
Rams	242	3032	12.5	71t	19
Opponents	220	3007	13.7	68t	24

Interceptions	No.	Yds.	Avg.	LG	TD
Cromwell	5	109	21.8	34	0
Ji. Youngblood	5	89	17.8	34t	2
O'Steen	4	42	10.5	36	0
Elmendorf	3	39	13.0	32	0
Brown	3	32	10.7	25	0
P. Thomas	3	5	1.7	5	0
Brudzinski	1	26	26.0	26	0
Justin	1	13	13.0	13	0
Rams	25	355	14.2	36	2
Opponents	29	387	13.3	50	0

Punting	No.	Yds.	Avg.	TB	In20	LG	Blk.
Clark	93	3731	40.1	7	17	60	2
Rams	95	3731	39.3	7	17	60	2
Opponents	108	4347	40.3	11	20	73	2

Punt Returns	No.	FC	Yds.	Avg.	LG	TD
Brown	56	19	332	5.9	30	0
D. Hill	1	0	0	0.0	0	0
Justin	1	0	-2	-2.0	-2	0
Rams	58	19	330	5.7	30	0
Opponents	59	6	405	6.9	18	0

Kickoff Returns	No.	Yds.	Avg.	LG	TD
D. Hill	40	803	20.1	39	0
E. Hill	15	305	20.3	43	0
Brown	5	103	20.6	28	0
Peacock	3	46	15.3	18	0
Jodat	2	19	9.5	19	0
Tyler	1	16	16.0	16	0
Rams	66	1292	19.6	55	0
Opponents	58	1303	22.5	70	0

Field Goals	1-19	20-29	30-39	40-49	50+	T
Corral	1-1	5-5	2-6	5-12	0-1	13-25
Opponents	1-1	1-2	10-12	2-5	0-1	14-21

Corral (46), (30, 34, 40M), (49, 43), (47M, 47M), (52M, 38M), (), (42, 41), (42), (33), (40M, 23), (27, 47M), (), (23, 24, 39M), (39), (45M, 18, 24), ()
Opponents (38),(), (32), (32B), (31M), (32), (32), (37, 31), (49, 71M, 31), (), (38, 35), (), (24M, 43, 19), (46, 43B), (), (49M, 35, 24)

COACH: RAY MALAVASI

1978 (12-4) 1ST, NFC WEST



DATE	W/L	Score..... Opponent	Attend.
9/3	W	16-14 @ Philadelphia	(64,721)
9/10	W	10-0 ATLANTA	(46,201)
9/17	W	27-14 DALLAS	(65,749)
9/24	W	10-6 @ Houston	(45,749)
10/1	W	26-20 @ New Orleans	(61,654)
10/8	W	27-10 SAN FRANCISCO	(59,337)
10/15	W	34-17 @ Minnesota	(46,551)
10/22	L	3-10 NEW ORLEANS	(47,574)
10/30	L	7-15 @ Atlanta	(57,250)
11/5	W	26-23 TAMPA BAY	(55,182)
11/12	W	10-7 PITTSBURGH	(63,089)
11/19	W	31-28 @ San Francisco	(45,022)
11/26	L	19-30 @ Cleveland	(55,158)
12/3	W	20-17 @ New York Giants	(62,629)
12/11	L	19-20 CINCINNATI	(47,471)
12/17	W	31-14 GREEN BAY	(42,500)
12/31	W	34-10 MINNESOTA	(69,631)
1/7	L	0-28 DALLAS	(67,470)

	RAMS	OPP.
First Downs	301	229
Rushing	128	89
Passing	148	113
Penalty	25	27
3rd Down Eff.	92-245-37.6%	80-236-33.9%
Total Net Yards	5182	3893
Avg./Game	323.9	243.3
Total Plays	1109	951
Avg./Play	4.7	4.1
Net Yards Rushing	2308	1845
Avg./Game	144.3	115.3
Total Rushes	609	505
Net Yards Passing	2874	2048
Avg./Game	179.6	128.0
Sacked-Yds. Lost	34-235	47-401
Gross Yards	3109	2449
Att-Comp-Int	466-236-22	399-188-28
Comp. %	50.6	47.1
Punts/Avg.	85-36.1	104-38.0
Net Avg.	32.3	30.2
Penalties/Yards	133-1169	100-755
Fumbles/ Ball Lost	39-22	33-15
Touchdowns	33	28
Rushing	12	11
Passing	13	15
Returns	8	2

Score by Periods	1	2	3	4	T
Rams	66	100	37	113	- 316
Opponents	20	70	57	98	- 245

Scoring	TD	Ru	Pa	Rt	PAT	FG	S	Pts
Corral	0	0	0	0	31-33	29-43	0	118
Bryant	7	7	0	0	0-0	0-0	0	42
W. Miller	5	0	5	0	0-0	0-0	0	30
Cappelletti	4	3	1	0	0-0	0-0	0	24
Jessie	4	0	4	0	0-0	0-0	0	24
Perry	3	0	0	3	0-0	0-0	0	18
Cromwell	2	1	0	1	0-0	0-0	0	12
McCutcheon	2	0	2	0	0-0	0-0	0	12
Waddy	1	0	1	0	0-0	0-0	0	6
Scales	1	0	0	1	0-0	0-0	0	6
Nelson	1	1	0	0	0-0	0-0	0	6
Brudzinski	1	0	0	1	0-0	0-0	0	6
Robertson	1	0	0	1	0-0	0-0	0	6
P. Thomas	1	0	0	1	0-0	0-0	0	6
Rams	33	12	13	8	31-33	29-43	0	316
Opponents	28	11	15	2	26-28	17-26	0	245

Usual Starters

WR	Jessie (16)	DE	Ja.Youngblood (16)
LT	France (16)	DT	Brooks (14)
LG	Mack (16)	DT	C. Jones (16)
C	Saul (15)	DE	Dryer (16)
RG	Harrah (15)	LLB	Ji.Youngblood (16)
RT	J. Williams (16)	MLB	Reynolds (16)
TE	Nelson (13)	RLB	Budzinski (10)
WR	W. Miller (14)	CB	P. Thomas (12)
QB	Haden (16)	CB	Perry (16)
FB	Bryant (9)	SS	Elmendorf (16)
	Cappelletti (14)	FS	Simpson (16)

Passing	Att.	Comp.	Yds.	Pct.	Yds./Att.	TD	TD%	Int.	Int%	LG	Sack-Lost	Rating
Haden	444	229	2995	51.6	6.75	13	2.9	19	4.3	68t	32-216	65.0
Ferragamo	20	7	114	35.0	5.70	0	0.0	2	10.0	28	2-19	15.4
McCutcheon	1	0	0	0.0	0.00	0	0.0	0	0.0	0	0-0	39.6
Walker	1	0	0	0.0	0.00	0	0.0	1	100.0	0	0-0	0.0
Rams	466	236	3109	50.6	5.75	13	2.8	22	4.9	68t	34-235	61.8
Opponents	399	188	2449	47.1	5.13	15	3.8	28	7.1	66	47-401	50.2

Rushing	No.	Yds.	Avg.	LG	TD
Bryant	178	658	3.7	26	7
Cappelletti	174	604	3.5	26	3
McCutcheon	118	420	3.6	18	0
Haden	33	206	6.2	24	0
Jodat	26	100	3.8	18	0
Phillips	28	81	2.9	11	0
Nelson	6	67	11.2	17	1
Latin	18	64	3.6	11	0
Tyler	14	45	3.2	18	0
Waddy	5	31	6.2	11	0
Cromwell	1	16	16.0	16t	1
Ferragamo	2	10	5.0	12	0
Davis	3	7	2.3	4	0
Young	2	6	3.0	5	0
W. Miller	1	-7	-7.0	-7	0
Rams	609	2308	3.8	26	12
Opponents	505	1845	3.7	57t	11

Receiving	No.	Yds.	Avg.	LG	TD
W. Miller	50	767	15.3	52	5
Jessie	49	752	15.3	47t	4
Cappelletti	41	382	9.3	37	1
Nelson	23	344	15.0	52	0
Young	18	213	11.8	19	0
Waddy	14	258	18.4	68t	1
McCutcheon	12	76	6.3	33	2
Bryant	8	76	9.5	37	0
Phillips	7	48	6.9	16	0
Scales	5	105	21.0	38	0
Dennard	3	35	11.7	15	0
Jodat	3	21	7.0	10	0
Tyler	2	17	8.5	16	0
R. Smith	1	15	15.0	15	0
Rams	236	3109	12.2	68t	13
Opponents	188	2449	13.0	66	15

Interceptions	No.	Yds.	Avg.	LG	TD
Perry	8	117	14.6	44t	3
P. Thomas	8	96	12.0	33t	1
Simpson	5	82	16.4	28	0
Elmendorf	3	20	6.7	12	0
Ji. Youngblood	2	50	25.0	36	0
Brudzinski	1	31	31.0	31t	1
Cromwell	1	31	31.0	31	0
Rams	28	427	15.3	44t	5
Opponents	22	269	12.2	44	0

Punting	No.	Yds.	Avg.	TB	In20	LG	Blk.
Walker	83	3069	37.0	5	26	61	2
Rams	83	3069	36.1	5	26	61	2
Opponents	104	3956	38.0	5	15	58	2

Punt Returns	No.	FC	Yds.	Avg.	LG	TD
Wallace	52	5	618	11.9	58	0
Brown	1	0	13	13.0	13	0
Bryant	3	0	27	9.0	21	0
Cromwell	1	2	8	8.0	8	0
Waddy	10	0	45	4.5	12	0
Rams	67	7	711	10.6	58	0
Opponents	38	19	223	5.9	57t	1

Kickoff Returns	No.	Yds.	Avg.	LG	TD
Latin	22	467	21.2	41	0
Jodat	22	447	20.3	35	0
Marshall	2	50	25.0	38	0
Phillips	3	52	17.3	24	0
Tyler	2	31	15.5	21	0
D. Smith	1	8	8.0	8	0
Rams	52	1055	20.3	41	0
Opponents	64	1335	20.9	89t	1

Field Goals	1-19	20-29	30-39	40-49	50+	T
Corral	2-2	13-15	8-12	6-13	0-1	29-43
Opponents	0-0	7-8	7-13	3-4	0-1	17-26

Corral (29, 47, 46, 48M), (19), (47M), (25, 29B), (51M, 49M, 34, 39), (47, 45M, 38), (31, 40, 38M), (20, 38B), (49M, 43M), (29, 27, 32, 27), (25M, 37), (24, 31M), (25, 46, 26B, 27, 48), (27, 44M, 35), (37, 30, 29, 17), (24)
Opponents (37B), (1), (49M), (32, 20), (26M), (25), (38),(32),(21, 37, 30, 26, 37), (42, 31M, 25, 30), (31M, 53M), (39M, 35M), (41), (27), (24, 37B, 42), (1)

COACH: CHUCK KNOX

1977 (10-4) 1st, NFC WEST



DATE	W/L	Score.....Opponent	Attend.
9/18	L	6-17@ Atlanta	(55,649)
9/25	W	20-0PHILADELPHIA	(46,031)
10/2	W	34-14SAN FRANCISCO	(55,466)
10/10	L	23-24@ Chicago	(51,412)
10/16	W	14-7NEW ORLEANS	(46,045)
10/24	W	35-3MINNESOTA	(62,414)
10/30	L	26-27@ New Orleans	(59,023)
11/6	W	31-0TAMPA BAY	(45,493)
11/13	W	24-6@ Green Bay	(52,948)
11/20	W	23-10@ San Francisco	(56,779)
11/27	W	9-0@ Cleveland	(70,352)
12/4	W	20-14OAKLAND	(67,075)
12/11	W	23-7ATLANTA	(52,574)
12/17	L	14-17@ Washington	(54,208)
12/26	L	7-14MINNESOTA	(62,538)

	RAMS	OPP.
First Downs	270	203
Rushing	139	90
Passing	112	94
Penalty	19	19
3rd Down Eff.	100-228-43.9%	59-200-29.5%
Total Net Yards	4591	3575
Avg./Game	327.9	255.4
Total Plays	985	868
Avg./Play	4.7	4.1
Net Yards Rushing	2575	1698
Avg./Game	183.9	121.3
Total Rushes	621	462
Net Yards Passing	2016	1877
Avg./Game	144.0	134.1
Sacked-Yds. Lost	25-237	36-359
Gross Yards	2523	2236
Att-Comp-Int	339-182-11	370-180-25
Comp. %	53.7	48.6
Punts/Avg.	73-35.2	89-38.7
Net Avg.	31.4	33.2
Penalties/Yards	89-869	94-825
Fumbles/ Ball Lost	32-17	26-16
Touchdowns	36	18
Rushing	19	7
Passing	16	11
Returns	1	0

Score by Periods	1	2	3	4	T
Rams	68	102	41	91	- 302
Opponents	34	45	30	37	- 146

Scoring	TD	Ru	Pa	Rt	PAT	FG	S	Pts
Septien	0	0	0	0	32-35	18-30	0	86
McCutcheon	9	7	2	0	0-0	0-0	0	54
Cappelletti	6	5	1	0	0-0	0-0	0	36
H. Jackson	6	0	6	0	0-0	0-0	0	36
Tyler	3	3	0	0	0-0	0-0	0	18
Nelson	3	0	3	0	0-0	0-0	0	18
Haden	2	2	0	0	0-0	0-0	0	12
Jodat	2	1	1	0	0-0	0-0	0	12
Phillips	1	1	0	0	0-0	0-0	0	6
Scalles	1	0	1	0	0-0	0-0	0	6
Young	1	0	1	0	0-0	0-0	0	6
Ji. Youngblood	1	0	0	1	0-0	0-0	0	6
Waddy	1	0	1	0	0-0	0-0	0	6
Bad Snap	0	0	0	0	0-1	0-0	0	0
Rams	36	19	16	1	32-36	18-30	0	302
Opponents	18	7	11	0	17-18	7-18	0	146

Usual Starters

WR Jackson (14)	DE Ja. Youngblood (14)
LT France (13)	DT Brooks (14)
LG Mack (14)	DT C. Jones (14)
C Saul (14)	DE Dryer (14)
RG Harrah (8)	LLB Ji. Youngblood (14)
RT Jo. Williams (14)	MLB Reynolds (6)
TE Nelson (14)	RLB Robertson (14)
WR Waddy (11)	CB P. Thomas (12)
QB Haden (10)	CB Jackson (14)
FB Cappelletti (14)	SS Elmendorf (14)
RB McCutcheon (14)	FS Simpson (14)

Passing	Att.	Comp.	Yds.	Pct.	Yds./Att.
Haden	216	122	1551	56.5	7.18
Namath	107	50	606	46.7	5.66
Ferragamo	15	9	83	60.0	5.53
Walker	1	1	13	100.0	13.00
Rams	339	182	2253	53.7	5.54
Opponents	370	180	2236	48.6	4.62

Rushing	No.	Yds.	Avg.	LG	TD
McCutcheon	294	1238	4.2	48	7
Cappelletti	178	598	3.4	15	5
Tyler	61	317	5.2	44t	3
Phillips	37	183	4.9	25	1
Haden	29	106	3.7	23	2
Bryant	6	42	7.0	24	0
Waddy	2	34	17.0	30	0
Nelson	3	31	10.3	18	0
Jodat	5	15	3.0	5	1
H. Jackson	1	6	6.0	6	0
Namath	4	5	1.3	7	0
Ferragamo	1	0	0.0	0	0
Rams	621	2575	4.1	48	19
Opponents	462	1698	3.7	51	7

Receiving	No.	Yds.	Avg.	LG	TD
H. Jackson	48	666	13.9	58	6
Nelson	31	401	12.9	46	0
Cappelletti	28	228	8.1	25t	1
McCutcheon	25	274	11.0	30	2
Waddy	23	355	15.4	42	1
Jessie	9	139	15.4	21	0
Scalles	5	104	20.8	32	1
Young	5	35	7.0	17	1
Bryant	4	28	7.0	14	0
Wallace	1	13	13.0	13	0
Phillips	1	5	5.0	5	0
Tyler	1	3	3.0	3	0
Jodat	1	2	2.0	2t	1
Rams	182	2253	12.4	58	16
Opponents	180	2236	12.4	73t	11

Interceptions	No.	Yds.	Avg.	LG	TD
Simpson	6	157	26.2	42	0
P. Thomas	5	97	19.4	30	0
M. Jackson	5	73	14.6	33	0
Elmendorf	2	51	25.5	27	0
Ji. Youngblood	2	27	13.5	25t	1
Brudzinski	2	24	12.0	23	0
Wallace	1	23	23.0	23	0
Robertson	1	20	20.0	20	0
Perry	1	0	0.0	0	0
Rams	25	472	18.9	42	1
Opponents	11	136	12.4	43	0

Punting	No.	Yds.	Avg.	TB	In20	LG	Bik.
Walker	73	2568	35.2	8	11	56	0
Opponents	88	3440	38.7	8	15	68	0

Punt Returns	No.	FC	Yds.	Avg.	LG	TD
Bryant	20	1	141	7.1	26	0
Waddy	31	5	219	7.1	48	0
Rams	51	6	360	7.1	48	0
Opponents	29	15	116	4.0	12	0

Kickoff Returns	No.	Yds.	Avg.	LG	TD
Tyler	24	523	21.8	37	0
Jodat	5	129	25.8	38	0
Bryant	2	35	17.5	26	0
Phillips	1	10	10.0	10	0
Ekern	1	8	8.0	8	0
Rams	33	705	21.4	38	0
Opponents	53	1156	21.8	36	0

Field Goals	1-19	20-29	30-39	40-49	50+	T
Septien	1-1	10-11	5-6	2-10	0-2	18-30
Opponents	0-0	1-2	4-7	2-8	0-1	7-18

Septien (), (20, 23, 46M), (33, 36M, 24), (22, 29, 43M, 24), (29M), (), (36, 27, 52M), (31, 41M), (48M, 32, 41M), (45, 25, 20, 46M), (18), (46M, 21, 44), (36), (51M, 40M)

Opponents (33, 42M), (), (24M), (33, 47M), (44M), (42), (23, 31, 50M, 42M), (), (39), (37M), (), (39B), (36M, 46M), (45M)

TD	TD%	Int.	Int%	LG	Sack-Lost	Rating
11	5.1	6	2.8	58	17-151	84.4
3	2.8	5	4.7	42	7-76	54.3
2	13.3	0	0.0	17	1-10	114.7
0	0.0	0	0.0	13	0-0	118.8
16	4.7	11	3.2	58	25-237	76.7
11	3.2	25	7.2	73	36-359	49.6

COACH: CHUCK KNOX

1976 (10-3-1) 1st, NFC WEST



DATE	W/L	Score	Opponent	Attend.
9/12	W	30-14	@ Atlanta	(53,607)
9/19	T	10-10	@ Minnesota, OT	(47,310)
9/26	W	24-10	NEW YORK GIANTS	(60,698)
10/3	W	31-28	@ Miami	(60,753)
10/11	L	0-16	SAN FRANCISCO	(80,532)
10/17	W	20-12	CHICAGO	(71,751)
10/24	W	16-10	@ New Orleans	(51,984)
10/31	W	45-6	SEATTLE	(52,035)
11/8	L	12-20	@ Cincinnati	(52,480)
11/14	L	28-30	ST. LOUIS	(64,698)
11/21	W	23-3	@ San Francisco	(58,573)
11/28	W	33-14	NEW ORLEANS	(54,906)
12/4	W	59-0	ATLANTA	(57,366)
12/11	W	20-17	@ Detroit	(73,155)
12/19	W	14-12	@ Dallas	(62,436)
12/26	L	13-24	@ Minnesota	(47,191)

	RAMS	OPP.
First Downs	265	213
Rushing	143	79
Passing	111	118
Penalty	11	16
3rd Down Eff.	100-223-44.8%	66-204-32.4%
Total Net Yards	4869	3656
Avg./Game	347.8	261.1
Total Plays	960	871
Avg./Play	5.1	4.2
Net Yards Rushing	2528	1564
Avg./Game	180.6	111.7
Total Rushes	613	429
Net Yards Passing	2341	2092
Avg./Game	167.2	149.4
Sacked-Yds. Lost	32-288	45-395
Gross Yards	2629	2487
Att-Comp-Int	315-171-15	397-199-32
Comp. %	54.3	50.1
Punts/Avg.	79-38.1	95-41.2
Net Avg.	33.0	33.9
Penalties/Yards	83-764	82-747
Fumbles/Ball Lost	29-21	31-16
Touchdowns	44	22
Rushing	23	11
Passing	17	11
Returns	4	0

Score by Periods	1	2	3	4	OT	T
Rams	62	81	79	129	0	- 351
Opponents	37	38	81	34	0	- 190

Scoring	TD	Ru	Pa	Rt	PAT	FG	S	Pts
Dempsey	0	0	0	0	36-44	17-26	0	87
McCutcheon	11	9	2	0	0-0	0-0	0	66
Jessie	6	0	6	0	0-0	0-0	0	36
H. Jackson	5	0	5	0	0-0	0-0	0	30
Haden	4	4	0	0	0-0	0-0	0	24
M. Jackson	3	0	0	3	0-0	0-0	0	18
Bryant	3	2	0	1	0-0	0-0	0	18
J. Harris	2	2	0	0	0-0	0-0	0	12
Cappelletti	2	1	1	0	0-0	0-0	0	12
Bertelsen	2	2	0	0	0-0	0-0	0	12
Geredine	1	0	1	0	0-0	0-0	0	6
Jaworski	1	1	0	0	0-0	0-0	0	6
Klein	1	0	1	0	0-0	0-0	0	6
Phillips	1	1	0	0	0-0	0-0	0	6
Scales	1	0	1	0	0-0	0-0	0	6
Scribner	1	1	0	0	0-0	0-0	0	6
Rams	44	23	17	4	36-44	17-26	0	351
Opponents	22	11	11	0	20-22	12-20	0	190

Usual Starters

WR	H. Jackson (14)	DE	Ja. Youngblood (14)
LT	France (14)	DT	Brooks (14)
LG	Mack (14)	DT	Olsen (14)
C	Saul (14)	DE	Dryer (14)
RG	Harrah (14)	LLB	Geddes (14)
RT	Williams (14)	MLB	Reynolds (14)
TE	Klein (11)	RLB	Robertson (14)
WR	Jessie (14)	CB	McMillan (14)
QB	J. Harris (13)	CB	Jackson (14)
FB	Cappelletti (14)	SS	Elmendorf (14)
RB	McCutcheon (14)	FS	Simpson (14)

Rushing	No.	Yds.	Avg.	LG	TD
McCutcheon	291	1168	4.0	40	9
Cappelletti	177	688	3.9	38	1
Phillips	34	206	6.1	33	1
Bertelsen	42	155	3.7	18	2
Haden	25	84	3.4	16	4
J. Harris	12	76	6.3	20	2
Bryant	21	64	3.0	12	2
Jessie	4	37	9.3	22	0
H. Jackson	1	15	15.0	15	0
Jaworski	2	15	7.5	14	1
Scribner	2	12	6.0	11	1
Geredine	1	8	8.0	8	0
Preece	1	0	0.0	0	0
Rams	613	2528	4.1	40	23
Opponents	429	1564	3.6	60	11

Receiving	No.	Yds.	Avg.	LG	TD
H. Jackson	39	751	19.3	65	5
Jessie	34	779	22.9	58	6
Cappelletti	30	302	10.1	32	1
McCutcheon	28	305	10.9	42	2
Klein	20	229	11.5	26	1
Bertelsen	6	33	5.5	10	0
Nelson	4	48	12.0	16	0
Phillips	4	23	5.8	15	0
Scales	3	105	35.0	80	1
Bryant	2	28	14.0	25	0
Geredine	1	23	23.0	23	1
Harrah	0	3	0.0	0	0
Rams	171	2629	15.4	80	17
Opponents	199	2487	12.5	57	11

Interceptions	No.	Yds.	Avg.	LG	TD
M. Jackson	10	173	17.3	46	3
Perry	8	79	9.9	43	0
Simpson	4	62	15.5	30	0
Robertson	4	28	7.0	14	0
Ji. Youngblood	2	28	14.0	26	0
Elmendorf	2	0	0.0	0	0
Preece	1	6	6.0	6	0
Kay	1	0	0.0	0	0
Rams	32	376	11.8	46	3
Opponents	15	211	14.1	42	0

Punting	No.	Yds.	Avg.	TB	In20	LG	Blk.
Jackson	77	3006	39.0	6	16	61	0
Rams	79	3006	38.1	6	16	61	2
Opponents	95	3918	41.2	11	16	68	0

Punt Returns	No.	FC	Yds.	Avg.	LG	TD
Bryant	29	2	321	11.1	25	0
Scales	4	0	46	11.5	21	0
Scribner	8	1	54	6.8	20	0
Bertelsen	10	0	55	5.5	19	0
Johns	1	0	0	0.0	0	0
Rams	52	3	476	9.2	25	0
Opponents	39	17	281	7.2	34	0

Kickoff Returns	No.	Yds.	Avg.	LG	TD
Bryant	16	459	28.7	90	1
Johns	2	56	28.0	34	0
Geredine	9	181	20.1	27	0
P. Thomas	7	140	20.0	30	0
Scales	7	136	19.4	27	0
Scribner	3	53	18.0	22	0
Nelson	0	1	0.0	0	0
Rams	44	1027	23.3	90	1
Opponents	70	1383	19.8	84	0

Field Goals	1-19	20-29	30-39	40-49	50+	T
Dempsey	2-2	5-8	4-5	6-10	0-1	17-26
Opponents	3-3	3-3	2-3	4-8	0-3	12-20

Dempsey (25), (48M, 42, 20M) (44),(49B, 22B, 29M, 19),(47M), (44, 52M, 37), (49), (20), (19, 23), (), (42), (33, 25), (42, 29, (35, 32, 27M, 42M)
Opponents (), (33, 41M, 35M),(22),(42M),(18), (42, 50M, 48M, 42M), (22), (43, 41), (50M),(40, 32, 25), (19, 50M), (), (), (19)

Passing	Att.	Comp.	Yds.	Pct.	Yds./Att.	TD	TD%	Int.	Int%	LG	Sack-Lost	Rating
Haden	105	60	896	57.1	8.53	8	7.6	4	3.8	65	13-86	94.7
J. Harris	158	91	1460	57.6	9.24	8	5.1	6	3.8	80	14-151	89.8
Jaworski	52	20	273	38.5	5.25	1	1.9	5	9.6	42	5-51	22.8
Rams	315	171	2629	54.3	6.75	17	5.4	15	4.8	80	32-288	80.1
Opponents	397	199	2487	50.1	4.73	11	2.8	32	8.1	57	45-395	45.6

COACH: CHUCK KNOX

1975 (12-2) 1ST, NFC WEST



DATE	W/L	Score	Opponent.....	Attend.
9/21	L	7-18	@ Dallas.....	(49,091)
9/28	W	23-14	@ San Francisco.....	(57,379)
10/5	W	24-13	BALTIMORE.....	(60,011)
10/12	W	13-10	@ San Diego (OT).....	(38,482)
10/19	W	22-7	ATLANTA.....	(60,581)
10/26	W	38-14	NEW ORLEANS.....	(54,723)
11/3	W	42-3	@ Philadelphia.....	(64,601)
11/9	L	23-24	SAN FRANCISCO.....	(74,064)
11/16	W	16-7	@ Atlanta.....	(44,595)
11/23	W	28-10	CHICAGO.....	(58,690)
11/27	W	20-0	@ Detroit.....	(69,552)
12/7	W	14-7	@ New Orleans.....	(39,958)
12/14	W	22-5	GREEN BAY.....	(59,312)
12/20	W	10-3	PITTSBURGH.....	(69,389)
12/27	W	35-23	ST. LOUIS.....	(72,650)
1/4	L	7-37	DALLAS.....	(84,843)

	RAMS	OPP.
First Downs	273	204
Rushing	134	77
Passing	120	103
Penalty	19	24
3rd Down Eff.	95-214-44.4%	74-207-35.7%
Total Net Yards	4566	3322
Avg./Game	326.1	237.3
Total Plays	949	853
Avg./Play	4.8	3.9
Net Yards Rushing	2371	1533
Avg./Game	169.4	109.5
Total Rushes	585	423
Net Yards Passing	2195	1789
Avg./Game	156.8	127.8
Sacked-Yds. Lost	30-255	43-337
Gross Yards	2450	2126
Att-Comp-Int	334-181-17	387-187-22
Comp. %	54.2	48.3
Punts/Avg.	73-39.4	89-39.7
Penalties/Yards	73-746	85-626
Fumbles/Ball Lost	26-8	31-18
Touchdowns	36	15
Rushing	18	4
Passing	14	11
Returns	4	0

Score by Periods	1	2	3	4	OT	T
Rams	65	71	71	102	3	- 312
Opponents	15	35	34	51	0	- 135

Scoring	TD	Ru	Pa	Rt	PAT	FG	S	Pts
Dempsey	0	0	0	0	31-36	21-26	0	94
H. Jackson	7	0	7	0	0-0	0-0	0	42
Cappelletti	6	6	0	0	0-0	0-0	0	36
Bertelsen	3	3	0	0	0-0	0-0	0	18
Jessie	3	0	3	0	0-0	0-0	0	18
McCutcheon	3	2	1	0	0-0	0-0	0	18
Klein	2	0	2	0	0-0	0-0	0	12
Bryant	2	2	0	0	0-0	0-0	0	12
Scribner	2	2	0	0	0-0	0-0	0	12
Jaworski	2	2	0	0	0-0	0-0	0	12
J. Harris	1	1	0	0	0-0	0-0	0	6
Snow	1	0	1	0	0-0	0-0	0	6
M. Jackson.	1	0	0	1	0-0	0-0	0	6
Roberston	1	0	0	1	0-0	0-0	0	6
Dryer	1	0	0	1	0-0	0-0	0	6
Peterson	1	0	0	1	0-0	0-0	0	6
Ja. Youngblood	0	0	0	0	0-0	0-0	2	2
Rams	36	18	14	4	31-36	21-26	1	312
Opponents	15	4	11	0	13-15	10-19	0	135

Usual Starters

WR	H. Jackson (14)	DE	Ja. Youngblood (14)
LT	Cowan (13)	DT	Brooks (9)
LG	Mack (14)	DT	Olsen (14)
C	Saul (14)	DE	Dryer (14)
RG	Scibelli (14)	LLB	Geddes (14)
RT	Williams (14)	MLB	Reynolds (14)
TE	Klein (11)	RLB	Robertson (14)
WR	Jessie (14)	CB	McMillan (14)
QB	J. Harris (13)	CB	M. Jackson (9)
FB	Bryant (13)	SS	Elmendorf (14)
RB	McCutcheon (14)	FS	Simpson (14)

Passing	Att.	Comp.	Yds.	Pct.	Yds./Att.	TD	TD%	Int.	Int%	LG	Sack-Lost	Rating
J. Harris	285	157	2148	55.1	7.54	14	4.9	15	5.3	54	21-180	73.7
Jaworski	48	24	302	50.0	6.29	0	0.0	2	4.2	25	9-75	52.5
McCutcheon	1	0	0	0.0	0.00	0	0.0	0	0.0	0	0-0	39.6
Rams	334	181	2450	54.2	6.03	14	4.2	17	5.1	54	30-255	70.6
Opponents	387	187	2126	48.3	4.16	11	2.8	22	5.7	68	43-337	51.0

Rushing	No.	Yds.	Avg.	LG	TD
McCutcheon	213	911	4.3	43	2
Bryant	117	467	4.0	18	2
Bertelsen	116	457	3.9	19	3
Scribner	42	216	5.1	34	2
Cappelletti	48	158	3.3	30	6
Phillips	17	69	4.1	20	0
J. Harris	18	45	2.5	15	1
Jaworski	12	33	2.8	21	2
Jessie	2	15	7.5	9	0
Rams	585	2371	4.1	43	18
Opponents	423	1533	3.6	38	4

Receiving	No.	Yds.	Avg.	LG	TD
H. Jackson	43	786	18.3	54	7
Jessie	41	547	13.3	34	3
McCutcheon	31	230	7.4	24	1
Bryant	20	229	11.5	31	0
Klein	16	237	14.8	44	2
Bertelsen	14	208	14.9	22	0
McGee	6	83	13.8	22	0
Snow	4	86	21.5	42	1
Scribner	2	28	14.0	25	0
Phillips	2	10	5.0	8	0
T. Nelson	1	5	5.0	5	0
Cowan	1	1	1.0	1	0
Rams	181	2450	13.5	54	14
Opponents	187	2126	11.4	68	11

Interceptions	No.	Yds.	Avg.	LG	TD
Simpson	6	90	15.0	29	0
Robertson	4	118	29.5	76	1
Elmendorf	4	48	12.0	26	0
McMillan	3	64	21.3	31	0
M. Jackson	2	13	6.5	10	0
Dryer	1	20	20.0	20	1
Reynolds	1	15	15.0	15	0
Geddes	1	4	4.0	4	0
Rams	22	372	16.9	76	2
Opponents	17	204	12.0	37	0

Punting	No.	Yds.	Avg.	LG	Blk.
Carrell	73	2874	39.4	57	0
Opponents	89	3529	39.7	60	3

Punt Returns	No.	FC	Yds.	Avg.	LG	TD
Bryant	2	0	47	23.5	40	0
Bertelsen	11	1	143	13.0	38	0
Elmendorf	15	0	125	8.3	23	0
Scribner	26	1	205	7.9	16	0
Simpson	1	0	-3	-3.0	-3	0
Rams	55	2	517	9.4	40	0
Opponents	45	5	406	9.0	39	0

Kickoff Returns	No.	Yds.	Avg.	LG	TD
Scribner	1	24	24.0	24	0
McGee	17	404	23.8	46	0
Bryant	12	280	23.3	42	0
Bertelsen	1	17	17.0	17	0
Cappelletti	3	39	13.0	17	0
Rams	34	764	22.5	46	0
Opponents	64	1347	21.0	40	0

Field Goals	1-19	20-29	30-39	40-49	50+	T
Dempsey	2-2	7-7	7-10	4-5	1-2	21-26
Opponents	1-1	2-3	5-7	1-2	2-3	10-19

Dempsey (, (47, 31, 51), (27), (19, 57M, 41M, 22), (35, 25, 20), (39), (, (23), (33, 42, 17), (27), (, (47, 37), (40, 39, 38), (26)
Opponents (32M, 25, 28M, 39, 19, 31), (62M, 38M), (, (38M, 42M, 36), (, (36), (54), (, (55), (, (, (48), (20)

COACH: CHUCK KNOX

1974 (10-4) 1ST, NFC WEST



DATE	W/L	Score	Opponent	Attend.
9/15	W	17-10	@ Denver	(56,981)
9/22	W	24-0	NEW ORLEANS	(57,314)
9/29	L	14-20	@ New England	(59,712)
10/6	W	16-13	DETROIT	(56,599)
10/13	L	6-17	@ Green Bay (Mil.)	(45,938)
10/20	W	37-14	SAN FRANCISCO	(67,319)
10/27	W	20-13	@ New York Jets	(56,110)
11/4	W	15-13	@ San Francisco	(57,526)
11/10	W	21-0	ATLANTA	(62,133)
11/17	L	7-20	@ New Orleans	(35,727)
11/24	W	20-17	MINNESOTA	(84,327)
12/1	W	30-7	@ Atlanta	(18,648)
12/9	L	17-23	WASHINGTON	(87,313)
12/15	W	19-14	BUFFALO	(78,967)
12/22	W	19-10	WASHINGTON	(80,118)
12/29	L	10-14	@ Minnesota	(47,404)

	RAMS	OPP.			
First Downs	265	186			
Rushing	132	66			
Passing	112	109			
Penalty	21	11			
3rd Down Eff.	88-202-42.6%	65-205-31.7%			
Total Net Yards	4332	3404			
Avg./Game	309.4	243.1			
Total Plays	925	806			
Avg./Play	4.7	4.2			
Net Yards Rushing	2125	1302			
Avg./Game	151.8	93.0			
Total Rushes	566	381			
Net Yards Passing	2207	2102			
Avg./Game	157.6	150.1			
Sacked-Yds. Lost	21-161	44-363			
Gross Yards	2368	2465			
Att-Comp-Int	338-169-13	381-194-22			
Comp. %	50.0	50.9			
Punts/Avg.	75-36.4	95-41.2			
Penalties/Yards	58-550	82-772			
Fumbles/Ball Lost	29-14	15-3			
Touchdowns	35	22			
Rushing	16	4			
Passing	16	16			
Returns	3	2			
Score by Periods					
Rams	63	65	57	78	- 263
Opponents	3	85	45	48	- 181

Scoring	TD	Ru	Pa	Rt	PAT	FG	S	Pts
Ray	0	0	0	0	25-31	9-16	0	52
Baker	5	5	0	0	0-0	0-0	0	30
J. Harris	5	5	0	0	0-0	0-0	0	30
H. Jackson	5	0	5	0	0-0	0-0	0	30
McCutcheon	5	3	2	0	0-0	0-0	0	30
Klein	4	0	4	0	0-0	0-0	0	24
Snow	3	0	3	0	0-0	0-0	0	18
Bertelsen	2	2	0	0	0-0	0-0	0	12
Elmendorf	2	0	0	2	0-0	0-0	0	12
Bryant	1	0	0	1	0-0	0-0	0	6
Jaworski	1	1	0	0	0-0	0-0	0	6
Rentzel	1	0	1	0	0-0	0-0	0	6
Scribner	1	0	1	0	0-0	0-0	0	6
Burke	0	0	0	0	1-3	0-0	0	1
Other	0	0	0	0	0-1	0-0	0	0
Rams	35	16	16	3	26-35	9-16	0	263
Opponents	22	4	16	2	19-22	10-14	0	181

Usual Starters

WR H. Jackson (14)	DE Ja. Youngblood (14)
LT Cowan (13)	DT Brooks (13)
LG Mack (14)	DT Olsen (14)
C Iman (14)	DE Dryer (14)
RG Scibelli (14)	LLB Geddes (14)
RT Williams (14)	MLB Reynolds (14)
TE Klein (11)	RLB Robertson (14)
WR Snow (14)	CB McMillan (9)
QB J. Harris (9)	CB Stukes (13)
RB Bertelsen (13)	SS Elmendorf (14)
RB McCutcheon (14)	FS Preece (9)

Passing	Att.	Comp.	Yds.	Pct.	Yds./Att.	TD
J. Harris	198	106	1544	53.5	7.80	11
Hadl	115	53	680	46.1	5.91	5
Jaworski	24	10	144	41.7	6.00	0
Burke	1	0	0	0.0	0.00	0
Rams	338	169	2368	50.0	6.19	16
Opponents	381	194	2465	50.9	4.96	16

Rushing	No.	Yds.	Avg.	LG	TD
McCutcheon	236	1109	4.7	23	3
Bertelsen	127	419	3.3	20	2
Cappelletti	55	198	3.6	20	0
Baker	53	135	2.5	13	5
J. Harris	42	112	2.7	15	5
Josephson	11	35	3.2	8	0
Jaworski	7	34	4.9	17	1
Hadl	11	28	2.5	9	0
Scribner	9	24	2.7	5	0
Bryant	10	24	2.4	7	0
Snow	1	13	13.0	13	0
H. Jackson	1	4	4.0	4	0
T. Nelson	1	3	3.0	3	0
Preece	1	-4	-4.0	-4	0
Rentzel	1	-9	-9.0	-9	0
Rams	566	2125	3.8	23	16
Opponents	381	1302	3.4	25	4

Receiving	No.	Yds.	Avg.	LG	TD
McCutcheon	39	408	10.5	50	2
H. Jackson	30	514	17.1	44	5
Snow	24	397	16.5	44	3
Klein	24	336	14.0	32	4
Bertelsen	20	175	8.8	19	0
Rentzel	18	396	22.0	38	1
Cappelletti	6	35	5.8	9	0
Baker	4	65	16.3	42	0
Scribner	2	28	14.0	14	1
Bryant	2	14	7.0	8	0
Rams	169	2368	14.0	50	16
Opponents	194	2465	12.7	79	16

Interceptions	No.	Yds.	Avg.	LG	TD
Elmendorf	7	186	26.6	57	2
Stukes	7	90	12.9	41	0
Preece	3	38	12.7	17	0
Geddes	2	15	7.5	15	0
Robertson	2	11	5.5	6	0
Simpson	1	0	0.0	0	0
Rams	22	340	15.5	57	2
Opponents	13	92	7.1	33	0

Punting	No.	Yds.	Avg.	LG	Blk.
Burke	46	1701	37.0	51	0
Chapple	29	1028	35.4	51	1
Rams	75	2729	36.4	51	1
Opponents	95	3917	41.2	71	1

Punt Returns	No.	FC	Yds.	Avg.	LG	TD
Bertelsen	11	4	132	12.0	19	0
Bryant	17	0	171	10.1	23	0
Scribner	8	1	70	8.8	23	0
Elmendorf	17	0	134	7.9	18	0
Rams	53	5	507	9.6	23	0
Opponents	40	5	453	11.3	68	1

Kickoff Returns	No.	Yds.	Avg.	LG	TD
Bryant	23	617	26.8	84	1
McGee	12	288	24.0	35	0
Curran	1	16	16.0	16	0
Cappelletti	2	17	8.5	12	0
Scribner	1	0	0.0	0	0
Ji. Youngblood	1	0	0.0	0	0
Rams	40	938	23.5	84	1
Opponents	58	1232	21.2	43	0

Field Goals	1-19	20-29	30-39	40-49	50+	T
Ray	1-1	5-6	2-5	1-4	0-0	9-16
Opponents	0-0	3-3	4-4	1-2	1-1	9-10

Ray (19, 45M), (20), (41B), (20), (), (46),(31M), (20, (), (36M), (), (20M, 23), (37), ()
Opponents (39), (), (39, 23), (),(),(), (), (46, 31, 44B), (), (28, 51), (36), (), (25), ()

TD%	Int.	Int%	LG	Sack-Lost	Rating
5.6	6	3.0	50	12-101	85.3
4.3	6	5.2	38	6-36	57.8
0.0	1	4.2	22	3-24	44.3
0.0	0	0.0	0	0-0	39.6
4.7	13	3.8	50	21-161	69.2
4.2	22	5.8	79	44-363	61.6

COACH: CHUCK KNOX

1973 (12-2) 1ST, NFC WEST



DATE	W/L	Score.....Opponent	Attend.
9/16	W	23-13 @ Kansas City	(62,315)
9/23	W	31-0ATLANTA	(61,197)
9/30	W	40-20 @ San Francisco	(57,487)
10/7	W	31-26 @ Houston	(34,875)
10/14	W	37-31DALLAS	(81,428)
10/21	W	24-7GREEN BAY	(80,558)
10/28	L	9-10 @ Minnesota	(47,787)
11/4	L	13-15 @ Atlanta	(55,837)
11/11	W	29-7NEW ORLEANS	(70,358)
11/18	W	31-13SAN FRANCISCO	(78,358)
11/25	W	24-13 @ New Orleans	(67,192)
12/2	W	26-0 @ Chicago	(47,620)
12/10	W	40-6NEW YORK GIANTS	(73,328)
12/16	W	30-17CLEVELAND	(73,948)
12/23	L	16-27 @ Dallas	(64,291)

	RAMS	OPP.
First Downs	294	173
Rushing	177	71
Passing	101	87
Penalty	16	15
3rd Down Eff.	85-205-41.5%	40-170-24.7%
Total Net Yards	4906	2951
Avg./Game	350.4	210.8
Total Plays	947	739
Avg./Play	5.2	4.0
Net Yards Rushing	2925	1270
Avg./Game	208.9	90.7
Total Rushes	659	366
Net Yards Passing	1981	1681
Avg./Game	141.5	120.1
Sacked-Yds. Lost	17-126	45-342
Gross Yards	2107	2023
Att-Comp-Int	271-144-11	328-179-20
Comp. %	53.1	54.6
Punts/Avg.	51-40.8	81-40.8
Penalties/Yards	54-606	61-566
Fumbles/Ball Lost	21-9	29-18
Touchdowns	42	17
Rushing	18	5
Passing	22	10
Returns	2	2

Score by Periods	1	2	3	4	T
Rams	70	166	71	81	- 388
Opponents	39	49	26	64	- 178

Scoring	TD	Ru	Pa	Rt	PAT	FG	S	Pts
Ray	0	0	0	0	40-42	30-47	0	130
H. Jackson	13	0	13	0	0-0	0-0	0	78
Baker	7	7	0	0	0-0	0-0	0	42
Bertelsen	5	4	1	0	0-0	0-0	0	30
McCutcheon	5	2	3	0	0-0	0-0	0	30
Snow	2	0	2	0	0-0	0-0	0	12
L. Smith	2	2	0	0	0-0	0-0	0	12
Josephson	2	2	0	0	0-0	0-0	0	12
Klein	2	0	2	0	0-0	0-0	0	12
Curran	1	0	1	0	0-0	0-0	0	6
Preece	1	1	0	0	0-0	0-0	0	6
Bryant	1	0	0	1	0-0	0-0	0	6
Robertson	1	0	0	1	0-0	0-0	0	6
Dryer	0	0	0	0	0-0	0-0	2	4
Team	0	0	0	0	0-0	0-0	1	2
Rams	42	18	22	2	40-42	30-47	3	388
Opponents	17	5	10	2	16-17	20-27	0	178

Usual Starters

WR H. Jackson (14)	DE Ja. Youngblood (14)
LT Cowan (14)	DT Brooks (14)
LG Mack (14)	DT Olsen (14)
C Iman (14)	DE Dryer (14)
RG Scibelli (14)	LLB Geddes (14)
RT Williams (14)	MLB Reynolds (14)
TE Klein (14)	RLB Robertson (14)
WR Snow (14)	CB McMillan (14)
QB Hadl (14)	CB Stukes (14)
RB Bertelsen (14)	SS Elmendorf (14)
RB McCutcheon (12)	FS Preece (14)

Passing	Att.	Comp.	Yds.	Pct.	Yds./Att.
Hadl	258	135	2008	52.3	7.8
J. Harris	11	7	68	63.6	6.2
L. Smith	2	2	31	100.0	15.5
Rams	271	144	2107	53.1	7.8
Opponents	328	179	2023	54.6	6.1

Rushing	No.	Yds.	Avg.	LG	TD
McCutcheon	210	1097	5.2	37	2
Bertelsen	206	854	4.1	49	4
Baker	85	344	4.0	17	7
L. Smith	79	291	3.7	16	2
Josephson	36	174	4.8	14	2
Scribner	20	109	5.5	17	0
J. Harris	4	29	7.3	19	0
Gordon	1	19	19.0	19	0
Preece	1	11	11.0	11	1
Chapple	1	0	0.0	0	0
Hadl	14	5	0.4	6	0
H. Jackson	2	-8	-4.0	-3	0
Rams	659	2925	4.4	49	18
Opponents	366	1270	3.5	25	5

Receiving	No.	Yds.	Avg.	LG	TD
H. Jackson	40	874	21.9	69	13
McCutcheon	30	289	9.6	31	3
Klein	21	277	13.2	23	2
Bertelsen	19	267	14.1	44	1
Snow	16	252	15.8	38	2
L. Smith	10	65	6.5	11	0
Curran	5	56	11.2	27	0
Scribner	2	19	9.5	13	0
Sherman	1	8	8.0	8	0
Rams	144	2107	14.6	69	22
Opponents	179	2023	11.3	65	10

Interceptions	No.	Yds.	Avg.	LG	TD
Stukes	5	104	20.8	42	0
McMillan	4	20	5.0	15	0
Robertson	3	57	19.0	49	1
Reynolds	2	52	26.0	49	0
Preece	2	25	12.5	25	0
Elmendorf	1	16	16.0	16	0
J. Youngblood	1	15	15.0	15	0
Stein	1	6	6.0	6	0
Clark	1	5	5.0	5	0
Rams	20	300	15.0	49	1
Opponents	11	103	9.4	30	1

Punting	No.	Yds.	Avg.	LG	Blk.
Chapple	51	2079	40.8	65	1
Rams	51	2079	40.8	65	1
Opponents	81	3308	40.8	59	0

Punt Returns	No.	FC	Yds.	Avg.	LG	TD
Bertelsen	26	10	259	10.0	34	0
Elmendorf	22	3	187	8.5	30	0
Scribner	3	1	32	10.7	17	0
Rams	51	14	478	9.4	34	0
Opponents	24	8	261	10.9	26	0

Kickoff Returns	No.	Yds.	Avg.	LG	TD
Bryant	13	369	28.4	93	1
Scribner	11	314	28.5	57	0
Clark	2	80	40.0	58	0
Gordon	3	68	22.7	25	0
Elmendorf	2	23	11.5	23	0
Curran	1	24	24.0	24	0
Smith	1	16	16.0	16	0
Bertelsen	1	15	15.0	15	0
McCutcheon	1	6	6.0	6	0
Klein	1	0	0.0	0	0
Rams	36	915	25.4	93	1
Opponents	68	1318	19.4	35	0

Field Goals	1-19	20-29	30-39	40-49	50+	T
Ray	9-10	7-9	9-16	5-11	0-1	30-47
Opponents	7-7	7-7	6-6	0-5	0-1	20-26

Ray (27, 47M, 19M), (34, 36M, 47M), (16, 19, 27, 25), (17, 26M), (27, 37, 35, 49M), (44, 40, 49M), (30, 35, 47, 32B, 43M), (32, 42), (19, 11, 8, 39M), (37, 49M), (20, 30M, 27M), (30, 16, 39, 26, 52M), (16, 31M), (48, 27, 15, 35M, 35M)
Opponents (49M, 52M), (), (35, 24), (8, 35, 37, 36), (8), (), (15, 25M, 47B, 45), (28, 30, 12, 26, 16), (41M), (24, 17), (37, 24, 43M), (), (15, 27), (22)

TD	TD%	Int.	Int%	LG	Sack-Lost	Rating
22	8.5	11	4.3	69	17-126	88.8
0	0.0	0	0.0	27	0-0	80.8
0	0.0	0	0.0	21	0-0	118.9
22	8.1	11	4.1	69	17-126	84.9
10	3.0	20	6.1	65	45-342	58.0

COACH: TOMMY PROTHRO

1972 (6-7-1) 3RD, NFC WEST



DATE	W/L	Score	Opponent	Attend.
9/17	W	34-14	NEW ORLEANS	(66,303)
9/24	T	13-13	@ Chicago	(55,701)
10/1	L	3-31	@ Atlanta	(57,122)
10/8	W	31-7	SAN FRANCISCO	(77,382)
10/15	W	34-3	@ Philadelphia	(65,720)
10/22	W	15-12	CINCINNATI	(73,385)
10/29	L	17-45	@ Oakland	(54,660)
11/5	W	20-7	ATLANTA	(75,018)
11/12	L	10-16	DENVER	(65,398)
11/17	L	41-45	MINNESOTA	(77,982)
11/26	L	16-19	@ New Orleans	(64,325)
12/4	W	26-16	@ San Francisco	(61,214)
12/10	L	14-24	@ St. Louis	(36,873)
12/17	L	17-34	DETROIT	(71,761)

	RAMS	OPP.
First Downs	238	235
Rushing	113	101
Passing	108	110
Penalty	17	24
Total Net Yards	4355	3907
Avg./Game	311.1	279.1
Total Plays	859	843
Avg./Play	5.1	4.6
Net Yards Rushing	2209	1762
Avg./Game	157.8	125.9
Total Rushes	472	438
Net Yards Passing	2146	2145
Avg./Game	153.3	153.2
Sacked-Yds. Lost	16-136	42-327
Gross Yards	2282	2472
Att-Comp-Int	371-184-22	363-181-16
Comp. %	49.6	49.9
Punts/Avg.	53-44.2	71-41.2
Penalties/Yards	78-648	60-553
Fumbles/ Ball Lost	24-9	25-11
Touchdowns	31	34
Rushing	17	9
Passing	13	20
Returns	1	5

Score by Periods	1	2	3	4	T
Rams	53	97	94	47	- 291
Opponents	53	90	57	86	- 286

Scoring	TD	Ru	Pa	Rt	PAT	FG	S	Pts
Ray	0	0	0	0	31-31	24-41	0	103
Bertelsen	6	5	1	0	0-0	0-0	0	36
Ellison	6	5	1	0	0-0	0-0	0	36
Snow	4	0	4	0	0-0	0-0	0	24
L. Smith	3	2	1	0	0-0	0-0	0	18
B. Thomas	3	3	0	0	0-0	0-0	0	18
Rentzel	2	1	1	0	0-0	0-0	0	12
Sweet	1	0	1	0	0-0	0-0	1	8
Klein	1	0	1	0	0-0	0-0	0	6
Josephson	1	0	1	0	0-0	0-0	0	6
Gabriel	1	1	0	0	0-0	0-0	0	6
Gordon	1	0	1	0	0-0	0-0	0	6
Howard	1	0	0	1	0-0	0-0	0	6
Love	1	0	1	0	0-0	0-0	0	6
Rams	31	17	13	1	31-31	24-41	1	291
Opponents	34	9	20	5	32-34	16-30	0	286

Usual Starters

WR	Snow (14)	DE	Ja. Youngblood (10)
LT	Cowan (13)	DT	Olsen (14)
LG	Mack (12)	DT	Brooks (8)
C	Iman (14)	DE	Bacon (14)
RG	Scibelli (13)	LLB	Purnell (12)
RT	Schuh (14)	MLB	McKeever (14)
TE	Klein (13)	RLB	Robertson (14)
WR	Rentzel (14)	CB	Clark (6)
QB	Gabriel (13)	CB	C. Williams (6)
RB	Bertelsen (8)	S	Howard (13)
RB	Ellison (12)	S	Elmendorf (14)
		S	Nettles (14)

Rushing	No.	Yds.	Avg.	LG	TD
Ellison	170	764	4.5	37	5
Bertelsen	123	581	4.7	42	5
B. Thomas	77	433	5.6	49	3
L. Smith	60	276	4.6	68	2
Josephson	18	75	4.2	13	0
Rentzel	7	71	10.1	18	1
Gabriel	14	16	1.1	11	1
Sweet	1	1	1.0	1	0
Beathard	1	-1	-1.0	-1	0
Klein	1	-7	-7.0	-7	0
Rams	472	2209	4.7	68	17
Opponents	438	1762	4.0	56	9

Receiving	No.	Yds.	Avg.	LG	TD
Snow	30	590	19.7	57	4
Bertelsen	29	331	11.4	22	1
Klein	29	330	11.4	26	1
Rentzel	27	365	13.5	40	1
Ellison	23	141	6.1	39	1
L. Smith	15	186	12.4	47	1
Josephson	14	170	12.1	34	1
B. Thomas	11	95	8.6	19	0
Gordon	3	29	9.7	17	1
Sweet	2	26	13.0	17	1
Love	1	19	19.0	19	1
Rams	184	2282	12.4	57	13
Opponents	181	2472	13.6	98	20

Interceptions	No.	Yds.	Avg.	LG	TD
Nettles	6	168	28.0	43	0
Elmendorf	3	29	9.7	15	0
Howard	3	26	8.7	24	1
McKeever	2	8	4.0	8	0
Clark	1	18	18.0	18	0
Purnell	1	2	2.0	2	0
Rams	16	251	15.7	43	1
Opponents	22	439	20.0	88	3

Punting	No.	Yds.	Avg.	LG	Blk.
Chapple	53	2344	44.2	70	0
Rams	53	2344	44.2	70	0
Opponents	71	2926	41.2	71	0

Punt Returns	No.	FC	Yds.	Avg.	LG	TD
Bertelsen	16	3	232	14.5	60	0
Love	10	4	39	3.9	10	0
Gordon	4	0	20	5.0	12	0
Elmendorf	3	9	56	18.7	41	0
Rams	33	16	347	10.5	60	0
Opponents	22	10	54	2.5	19	0

Kickoff Returns	No.	Yds.	Avg.	LG	TD
Ellison	14	345	24.6	32	0
B. Thomas	8	212	26.5	43	0
Love	8	167	20.9	27	0
Gordon	4	141	35.3	53	0
R. Williams	6	141	23.5	29	0
Bertelsen	4	88	22.0	25	0
Curran	4	37	9.3	19	0
Clark	3	59	19.7	28	0
Howard	2	51	25.5	28	0
Pergine	3	46	15.3	19	0
Rams	56	1287	23.0	53	0
Opponents	54	999	18.5	57	0

Field Goals	1-19	20-29	30-39	40-49	50+	T
Ray	6-7	5-7	9-11	4-13	0-4	24-41

Passing	Att.	Comp.	Yds.	Pct.	Yds./Att.	TD	TD%	Int.	Int%	LG	Sack-Lost	Rating
Gabriel	323	165	2027	51.1	6.3	12	3.7	15	4.6	57	12-102	63.8
Beathard	48	19	255	39.6	5.3	1	2.1	7	14.6	33	4-34	24.6
Rams	371	184	2282	49.6	6.2	13	3.5	22	5.9	57	16-136	56.0
Opponents	363	181	2472	49.9	6.8	20	5.5	16	4.4	98	42-327	72.0

COACH: TOMMY PROTHRO

1971 (8-5-1) 2ND, NFC WEST



DATE	WL	Score	Opponent	Attend.
9/19	L	20-24	@ New Orleans	(70,915)
9/26	T	20-20	ATLANTA	(57,895)
10/3	W	17-3	CHICAGO	(66,957)
10/10	W	20-13	@ San Francisco	(44,000)
10/17	W	24-16	@ Atlanta	(58,850)
10/24	W	30-13	GREEN BAY	(75,351)
10/31	L	14-20	MIAMI	(72,903)
11/8	L	17-24	@ Baltimore	(57,722)
11/14	W	21-13	@ Detroit	(54,418)
11/21	W	17-6	SAN FRANCISCO	(80,050)
11/25	L	21-28	@ Dallas	(66,595)
12/5	W	45-28	NEW ORLEANS	(73,610)
12/13	L	24-38	WASHINGTON	(80,402)
12/19	W	23-14	@ Pittsburgh	(45,233)

	RAMS	OPP.
First Downs	234	239
Rushing	105	91
Passing	111	129
Penalty	18	19
Total Net Yards	4233	4037
Avg./Game	302.4	288.4
Total Plays	856	879
Avg./Play	4.9	4.6
Net Yards Rushing	2139	1658
Avg./Game	152.8	118.4
Total Rushes	460	455
Net Yards Passing	2094	2379
Avg./Game	149.6	169.9
Sacked-Yds. Lost	26-210	37-314
Gross Yards	2304	2693
Att-Comp-Int	370-185-11	387-200-27
Comp. %	50.0	51.6
Punts/Avg.	70-41.4	66-39.4
Penalties/Yards	79-642	62-665
Fumbles/ Ball Lost	32-18	22-7
Touchdowns	37	30
Rushing	15	11
Passing	18	15
Returns	4	4

Score by Periods	1	2	3	4	T
Rams	85	77	48	103	- 313
Opponents	40	76	75	69	- 260

Scoring	TD	Ru	Pa	Rt	PAT	FG	S	Pts
Ray	0	0	0	0	37-37	18-29	0	91
Rentzel	6	1	5	0	0-0	0-0	0	36
Josephson	5	3	2	0	0-0	0-0	0	30
L. Smith	5	5	0	0	0-0	0-0	0	30
Snow	5	0	5	0	0-0	0-0	0	30
Ellison	4	4	0	0	0-0	0-0	0	24
Klein	4	0	4	0	0-0	0-0	0	24
Gabriel	2	2	0	0	0-0	0-0	0	12
Alexander	1	0	0	1	0-0	0-0	0	6
Curran	1	0	1	0	0-0	0-0	0	6
Howard	1	0	0	1	0-0	0-0	0	6
Maslowski	1	0	1	0	0-0	0-0	0	6
Nettles	1	0	0	1	0-0	0-0	0	6
T. Williams	1	0	0	1	0-0	0-0	0	6
Rams	37	15	18	4	37-37	18-29	0	313
Opponents	30	11	15	4	29-30	17-32	0	260

Usual Starters

WR	Snow (14)	DE	D. Jones (11)
LT	Cowan (14)	DT	M. Olsen (14)
LG	Mack (14)	DT	P. Olsen (8)
C	Iman (14)		Nelson (6)
RG	Scibelli (14)	DE	Bacon (14)
RT	Schuh (14)	LLB	Purnell (14)
TE	Klein (14)	MLB	McKeever (14)
WR	Rentzel (14)	RLB	Robertson (12)
QB	Gabriel (14)	CB	Nettles (14)
RB	Ellison (13)	CB	Howard (14)
RB	Josephson (9)	S	Alexander (14)
	L. Smith (6)	S	Elmendorf (14)

Passing	Att.	Comp.	Yds.	Pct.	Yds./Att.
Gabriel	352	180	2238	51.1	6.36
Rhyme	18	5	66	27.8	3.67
Rams	370	185	2304	50.0	6.21
Opponents	387	200	2693	51.6	6.96

Rushing	No.	Yds.	Avg.	LG	TD
Ellison	211	1000	4.7	80	4
Josephson	99	449	4.5	57	3
L. Smith	91	404	4.4	64	5
Rentzel	14	113	8.1	50	1
T. Williams	18	103	5.7	36	0
Gabriel	18	48	2.7	10	2
Klein	3	21	7.0	13	0
White	2	11	5.5	6	0
Rhyme	3	0	0.0	0	0
Snow	1	-10	-10.0	-10	0
Rams	460	2139	4.7	80	15
Opponents	455	1658	3.6	25	11

Receiving	No.	Yds.	Avg.	LG	TD
Rentzel	38	534	14.1	41	5
Snow	37	666	18.0	68	5
Ellison	32	238	7.4	49	0
L. Smith	31	324	10.5	34	0
Josephson	26	230	8.8	29	2
Klein	14	160	11.4	33	4
Maslowski	3	82	27.3	36	1
T. Williams	3	68	22.7	43	0
Curran	1	2	2.0	2	1
Rams	185	2304	12.5	68	18
Opponents	200	2693	13.5	74	15

Interceptions	No.	Yds.	Avg.	LG	TD
Howard	6	99	16.5	35	0
Nettles	5	97	19.4	44	1
McKeever	4	38	9.5	15	0
Robertson	4	32	8.0	20	0
Alexander	3	122	40.7	82	1
Elmendorf	2	32	16.0	32	0
Purnell	2	32	16.0	17	0
Bacon	1	0	0.0	0	0
Rams	27	452	16.7	82	2
Opponents	11	83	7.5	46	1

Punting	No.	Yds.	Avg.	LG	Blk.
Studstill	70	2896	41.4	60	0
Rams	70	2896	41.4	60	0
Opponents	66	2600	39.3	64	0

Punt Returns	No.	FC	Yds.	Avg.	LG	TD
Haymond	24	11	123	5.1	28	0
Rentzel	9	5	40	4.4	24	0
Alexander	1	3	5	5.0	5	0
T. Williams	1	0	4	4.0	4	0
Howard	0	1	0	0.0	0	0
Rams	35	20	172	4.9	28	0
Opponents	27	20	67	2.4	21	0

Kickoff Returns	No.	Yds.	Avg.	LG	TD
T. Williams	25	743	29.7	105t	1
Haymond	9	207	23.0	34	0
Howard	7	164	23.4	34	0
R. Williams	4	100	25.0	57	0
Curran	3	35	11.7	15	0
Youngblood	2	36	18.0	22	0
LaHood	1	25	25.0	25	0
B. Thomas	1	12	12.0	12	0
Josephson	1	0	0.0	0	0
Saul	1	0	0.0	0	0
Rams	54	1322	24.5	105t	1
Opponents	57	1176	20.6	89t	1

Field Goals	1-19	20-29	30-39	40-49	50+	T
Ray	6-7	6-8	2-3	4-10	0-1	18-29

TD	TD%	Int.	Int%	LG	Sack-Lost	Rating
17	4.8	10	2.8	68	25-200	75.4
1	5.5	1	5.5	27	1-10	37.7
18	4.8	11	3.0	68	26-210	73.5
15	3.8	27	7.0	74	37-314	58.0

COACH: GEORGE ALLEN

1970 (9-4-1) 2ND, NFC WEST



DATE	W/L	Score.....Opponent	Attend.
9/18	W	34-13 ST. LOUIS	(63,130)
9/27	W	19-0 @ Buffalo	(46,206)
10/4	W	37-10 SAN DIEGO	(69,564)
10/11	L	6-20 SAN FRANCISCO	(77,272)
10/18	W	31-21 @ Green Bay	(56,263)
10/26	L	3-13 @ Minnesota	(47,900)
11/1	W	30-17 @ New Orleans	(77,861)
11/8	T	10-10 ATLANTA	(67,232)
11/15	L	20-31 NEW YORK JETS	(76,378)
11/22	W	17-7 @ Atlanta	(58,850)
11/29	W	30-13 @ San Francisco	(59,602)
12/6	W	34-16 NEW ORLEANS	(66,410)
12/14	L	23-28 DETROIT	(79,441)
12/20	W	31-3 @ New York Giants	(62,870)

	RAMS	OPP.
First Downs	224	195
Rushing	93	64
Passing	120	113
Penalty	11	18
Total Net Yards	4271	3548
Avg./Game	305.1	253.4
Total Plays	879	826
Avg./Play	4.9	4.3
Net Yards Rushing	1763	1359
Avg./Game	125.9	97.0
Total Rushes	430	395
Net Yards Passing	2508	2189
Avg./Game	179.1	156.3
Sacked-Yds. Lost	23-150	53-426
Gross Yards	2658	2615
Att-Comp-Int	426-218-13	378-196-19
Comp. %	51.8	51.8
Punts/Avg.	67-39.1	88-37.8
Penalties/Yards	88-959	77-825
Fumbles/ Ball Lost	27-17	28-16
Touchdowns	34	22
Rushing	12	6
Passing	17	15
Returns	5	1

Score by Periods	1	2	3	4	T
Rams	54	116	56	99	- 325
Opponents	40	67	47	48	- 202

Scoring	TD	Ru	Pa	Rt	PAT	FG	S	Pts
Ray	0	0	0	0	34-34	29-45	0	121
Ellison	7	5	2	0	0-0	0-0	0	42
Snow	7	0	7	0	0-0	0-0	0	42
Josephson	5	5	0	0	0-0	0-0	0	30
Truax	3	0	3	0	0-0	0-0	0	18
L. Smith	2	1	1	0	0-0	0-0	0	12
Studstill	2	0	2	0	0-0	0-0	0	12
Alexander	1	0	0	1	0-0	0-0	0	6
Bacon	1	0	0	1	0-0	0-0	0	6
Curran	1	0	0	1	0-0	0-0	0	6
Gabriel	1	1	0	0	0-0	0-0	0	6
Haymond	1	0	0	1	0-0	0-0	0	6
Long	1	0	1	0	0-0	0-0	0	6
Mason	1	0	1	0	0-0	0-0	0	6
C. Williams	1	0	0	1	0-0	0-0	0	6
Rams	34	12	17	5	34-34	29-45	0	325
Opponents	22	6	15	1	22-22	16-25	0	202

Usual Starters

WR	Snow (14)	DE	D. Jones (13)
LT	Cowan (14)	DT	Olsen (14)
LG	Mack (14)	DT	Talbert (14)
C	Iman (14)	DE	Bacon (14)
RG	Scibelli (14)	LLB	Pardee (14)
RT	Brown (14)	MLB	Pottios (14)
TE	Truax (14)	RLB	Baughan (8)
WR	Tucker (12)	CB	C. Williams (12)
QB	Gabriel (14)	CB	Alexander (14)
RB	L. Smith (9)	S	Elmendorf (14)
RB	Josephson (12)	S	Petitbon

Passing	Att.	Comp.	Yds.	Pct.	Yds./Att.	TD	TD%	Int.	Int%	LG	Sack-Lost	Rating
Gabriel	407	211	2552	51.8	6.27	16	3.9	12	2.9	71	20-134	72.2
Sweetan	13	6	81	46.2	6.23	1	7.6	0	0.0	22	2-15	92.1
Josephson	1	1	25	100.0	25.00	0	0.0	0	0.0	25	1-1	118.8
L. Smith	2	0	0	0.0	0.00	0	0.0	0	0.0	0	0-0	39.6
Curran	2	0	0	0.0	0.00	0	0.0	1	50.0	0	0-0	0.0
Studstill	1	0	0	0.0	0.00	0	0.0	0	0.0	0	0-0	39.6
Rams	426	218	2658	51.2	5.59	17	3.9	13	3.1	71	23-150	71.3
Opponents	378	196	2615	51.9	5.08	15	3.9	19	5.0	67	53-426	66.4

Rushing	No.	Yds.	Avg.	LG	TD
Josephson	150	640	4.3	23	5
Ellison	90	381	4.2	24	5
L. Smith	77	338	4.4	19	1
Mason	44	123	2.8	13	0
Gabriel	28	104	3.7	15	1
Curran	25	92	3.7	11	0
Jordan	10	50	5.0	10	0
Studstill	1	23	23.0	23	0
Pitts	3	8	2.7	3	0
Petitbon	1	3	3.0	3	0
Johnson	1	1	1.0	1	0
Rams	430	1763	4.1	24	12
Opponents	395	1359	3.4	49	6

Receiving	No.	Yds.	Avg.	LG	TD
Snow	51	859	16.8	71	7
Josephson	44	427	9.7	30	0
Truax	36	420	11.7	34	3
L. Smith	24	164	6.8	17	1
Studstill	18	252	14.0	40	2
Tucker	12	230	19.2	51	0
Mason	12	127	10.6	32	1
Ellison	10	84	8.4	20	2
Long	3	35	11.7	15	1
Curran	3	25	8.3	14	0
Klein	2	20	10.0	12	0
Ray	1	11	11.0	11	0
C. Williams	1	9	9.0	9	0
Jordan	1	-5	-5.0	-5	0
Rams	218	2658	12.2	71	17
Opponents	196	2615	13.3	67	15

Interceptions	No.	Yds.	Avg.	LG	TD
C. Williams	5	108	21.6	65	1
Alexander	4	47	11.8	25	1
Nettles	3	54	18.0	32	0
Pottios	2	27	13.5	14	0
Meador	2	22	11.0	12	0
Petitbon	1	10	10.0	10	0
Pardee	1	9	9.0	9	0
Baughan	1	3	3.0	3	0
Rams	19	280	14.7	65	2
Opponents	13	92	7.1	19	0

Punting	No.	Yds.	Avg.	LG	Blk.
Studstill	67	2618	39.0	53	0
Rams	67	2618	39.0	53	0
Opponents	88	3329	37.8	67	2

Punt Returns	No.	FC	Yds.	Avg.	LG	TD
Haymond	53	15	376	7.1	30	0
Alexander	7	1	38	5.4	49	0
Nettles	2	0	4	2.0	4	0
Shaw	0	1	0	0.0	0	0
Rams	62	17	418	6.7	49	0
Opponents	32	15	181	5.7	59	0

Kickoff Returns	No.	Yds.	Avg.	LG	TD
Haymond	35	1022	29.2	98t	1
Alexander	7	126	18.0	30	0
Curran	3	51	17.0	21	0
Ellison	1	20	20.0	20	0
M. Johnson	1	17	17.0	17	0
Rams	47	1236	26.3	98t	1
Opponents	71	1278	18.0	44	0

Field Goals	1-19	20-29	30-39	40-49	50+	T
Ray	10-11	11-14	5-11	3-9	0-0	29-45

COACH: GEORGE ALLEN

1969 (11-3) 1st, NFC WEST



DATE	W/L	Score.....Opponent	Attend.
9/21	W	27-20 @ Baltimore	(56,864)
9/28	W	17-7 ATLANTA	(58,031)
10/5	W	36-17 NEW ORLEANS	(54,879)
10/12	W	27-21 @ San Francisco	(45,995)
10/19	W	34-21 GREEN BAY	(78,947)
10/26	W	9-7 @ Chicago	(45,985)
11/2	W	38-6 @ Atlanta	(54,357)
11/9	W	41-30 SAN FRANCISCO	(73,975)
11/16	W	23-17 @ Philadelphia	(60,658)
11/23	W	24-23 DALLAS	(79,105)
11/30	W	24-13 @ Washington	(50,352)
12/7	L	13-20 MINNESOTA	(80,430)
12/14	L	0-28 @ Detroit	(53,256)
12/21	L	7-13 BALTIMORE	(73,326)
12/27*	L	20-23 @ Minnesota	(47,900)
1/3**W	31-0	Dallas (31,151)	

* Western Conference Playoff
** Playoff Bowl Game at Miami

	RAMS	OPP.
First Downs	209	242
Rushing	75	84
Passing	114	125
Penalty	20	33
Total Net Yards	3934	4001
Avg./Game	281.0	285.8
Total Plays	814	895
Avg./Play	4.8	4.5
Net Yards Rushing	1413	1475
Avg./Game	100.9	105.4
Total Rushes	382	415
Net Yards Passing	2521	2526
Avg./Game	180.1	180.4
Sacked-Yds. Lost	17-129	50-393
Gross Yards	2650	2919
Att-Comp-Int	416-222-7	430-202-26
Comp. %	53.4	46.9
Punts/Avg.	80-40.7	77-41.0
Penalties/Yards	95-994	88-709
Fumbles/ Ball Lost	23-12	33-12
Touchdowns	36	26
Rushing	8	8
Passing	25	18
Other	3	0

Score by Periods	1	2	3	4	T
Rams	60	102	78	80	- 320
Opponents	53	82	37	71	- 243

Scoring	TD	Ru	Pa	Rt	PAT	FG	S	Pts
Gossett	0	0	0	0	36-36	22-34	0	102
Tucker	7	0	7	0	0-0	0-0	0	42
Snow	6	0	6	0	0-0	0-0	0	36
Gabriel	5	5	0	0	0-0	0-0	0	30
Truax	5	0	5	0	0-0	0-0	0	30
L. Smith	3	1	2	0	0-0	0-0	0	18
Mason	2	1	1	0	0-0	0-0	0	12
Josephson	2	0	2	0	0-0	0-0	0	12
Meador	2	0	0	2	0-0	0-0	0	12
Ellison	2	1	1	0	0-0	0-0	0	12
R. Smith	1	0	0	1	0-0	0-0	0	6
Klein	1	0	1	0	0-0	0-0	0	6
TEAM	0	0	0	0	0-0	0-0	1	2
Rams	36	8	25	3	36-36	22-34	1	320
Opponents	26	8	18	0	25-26	20-25	1	243

Usual Starters

WR	Snow (14)	DE	D. Jones (14)
LT	Cowan (14)	DT	Olsen (14)
LG	Mack (14)	DT	Bacon (13)
C	Iman (14)	DE	Talbert (13)
RG	Scibelli (7)	LLB	Pardee (14)
	LaHood (7)	MLB	Woodlief (11)
RT	Brown (14)	RLB	Baughan (13)
TE	Truax (13)	CB	C. Williams (14)
WR	Tucker (14)	CB	R. Smith (11)
QB	Gabriel (14)	S	Petitbon (12)
RB	Josephson (14)	S	Meador (14)
RB	L. Smith (14)		

Rushing	No.	Yds.	Avg.	LG	TD
L. Smith	166	599	3.6	46	1
Josephson	124	461	3.7	17	0
Gabriel	35	156	4.5	22	5
Mason	33	135	4.1	17	1
Ellison	20	56	2.8	15	1
Meador	1	5	5.0	5	0
Bass	1	1	1.0	1	0
Lang	1	1	1.0	1	0
Sweetan	1	-1	-1.0	-1	0
Rams	382	1413	3.7	46	8
Opponents	415	1475	3.6	28	8

Receiving	No.	Yds.	Avg.	LG	TD
Snow	49	734	15.0	74	6
L. Smith	46	300	6.5	38	2
Tucker	38	629	16.6	93	7
Truax	37	431	11.7	49	5
Josephson	32	295	9.2	51	2
Mason	11	185	16.9	67	1
Ellison	4	31	7.8	14	1
Studstill	3	28	9.3	11	0
Klein	2	17	8.5	16	1
Rams	222	2650	11.9	93	25
Opponents	202	2919	14.5	70	18

Interceptions	No.	Yds.	Avg.	LG	TD
Meador	5	97	19.4	38	2
Petitbon	5	46	9.2	25	0
C. Williams	4	97	24.3	40	0
Woodlief	4	29	7.3	10	0
R. Smith	3	70	23.3	24	1
Nettles	2	37	18.5	25	0
Pardee	1	19	19.0	19	0
Pottios	1	16	16.0	16	0
Daniel	1	13	13.0	13	0
Rams	26	424	16.3	40	3
Opponents	7	40	5.7	29	0

Punting	No.	Yds.	Avg.	LG	Bk.
Studstill	80	3259	40.7	60	0
Rams	80	3259	40.7	60	0
Opponents	77	3154	41.0	58	1

Punt Returns	No.	FC	Yds.	Avg.	LG	TD
Haymond	33	8	435	13.2	52	0
R. Smith	23	6	122	5.3	21	0
Pergine	1	0	0	0.0	0	0
Meador	1	0	-1	-1.0	-1	0
Rams	58	14	556	9.6	52	0
Opponents	36	13	181	5.0	19	0

Kickoff Returns	No.	Yds.	Avg.	LG	TD
R. Smith	27	585	21.7	37	0
Haymond	16	375	23.4	36	0
Lang	4	70	17.5	25	0
Curran	2	28	14.0	22	0
Ellison	2	38	19.0	22	0
Burman	1	11	11.0	11	0
Klein	1	0	0.0	0	0
Rams	53	1107	20.9	37	0
Opponents	56	1208	21.6	88	0

Field Goals	1-19	20-29	30-39	40-49	50+	T
Gossett	7-7	8-8	6-7	1-11	0-1	22-34

Passing	Att.	Comp.	Yds.	Pct.	Yds./Att.	TD	TD%	Int.	Int%	LG	Sack-Lost	Rating
Gabriel	399	217	2549	54.4	6.39	24	6.0	7	1.8	93t	14-112	86.8
Sweetan	13	5	101	38.5	7.77	1	7.7	0	0.0	67t	1-4	92.1
Ellison	2	0	0	0.0	0.00	0	0.0	0	0.0	0	0-0	39.6
L. Smith	1	0	0	0.0	0.00	0	0.0	0	0.0	0	2-13	39.6
Meador	1	0	0	0.0	0.00	0	0.0	0	0.0	0	0-0	39.6
Rams	416	222	2650	53.4	5.82	25	6.0	7	1.7	93t	17-129	86.1
Opponents	430	202	2919	46.9	6.79	18	4.2	26	6.0	70	50-393	58.3

COACH: GEORGE ALLEN

1968 (10-3-1) 2ND, NFC WEST



DATE	W/L	Score.....Opponent	Attend.
9/16	W	24-13 @ St. Louis	(49,757)
9/22	W	45-10 PITTSBURGH	(49,647)
9/29	W	24-6 @ Cleveland	(82,514)
10/6	W	24-10 SAN FRANCISCO	(69,520)
10/13	W	16-14 @ Green Bay (Mil.)	(49,646)
10/20	W	27-14 @ ATLANTA	(54,443)
10/27	L	10-27 @ Baltimore	(60,238)
11/3	W	10-7 DETROIT	(77,982)
11/10	W	17-10 @ Atlanta	(53,979)
11/17	T	20-20 @ San Francisco	(41,815)
11/24	W	24-21 NEW YORK GIANTS	(68,534)
12/1	W	31-3 @ Minnesota	(47,644)
12/8	L	16-17 CHICAGO	(66,368)
12/15	L	24-28 BALTIMORE	(69,397)

	RAMS	OPP.
First Downs	245	190
Rushing	111	66
Passing	115	104
Penalty	19	20
Total Net Yards	4104	3118
Avg./Game	293.1	222.7
Total Plays	887	750
Avg./Play	4.7	4.2
Net Yards Rushing	1932	1305
Avg./Game	138.0	93.2
Total Rushes	503	397
Net Yards Passing	2172	1813
Avg./Game	155.1	129.5
Sacked-Yds. Lost	28-241	51-383
Gross Yards	2413	2196
Att-Comp-Int	384-189-17	353-158-25
Comp. %	49.2	44.8
Punts/Avg.	81-39.6	88-40.0
Penalties/Yards	74-760	88-806
Fumbles/ Ball Lost	21-12	31-19
Touchdowns	37	25
Rushing	14	9
Passing	20	12
Other	3	4

Score by Periods	1	2	3	4	T
Rams	62	91	64	95	- 312
Opponents	57	71	27	45	- 200

Scoring	TD	Ru	Pa	Rt	PAT	FG	S	Pts
Gossett	0	0	0	0	37-37	17-31	0	88
Ellison	7	5	2	0	0-0	0-0	0	42
Casey	5	0	5	0	0-0	0-0	0	30
Tucker	4	0	4	0	0-0	0-0	0	24
Gabriel	4	4	0	0	0-0	0-0	0	24
Bass	3	1	2	0	0-0	0-0	0	18
Truax	3	0	3	0	0-0	0-0	0	18
Mason	3	3	0	0	0-0	0-0	0	18
Snow	3	0	3	0	0-0	0-0	0	18
Pardee	2	0	0	2	0-0	0-0	0	12
R. Smith	1	0	0	1	0-0	0-0	0	6
Dyer	1	1	0	0	0-0	0-0	0	6
Studstill	1	0	1	0	0-0	0-0	0	6
Pivec	0	0	0	0	0-0	0-0	1	2
Rams	37	14	20	3	37-37	17-31	1	312
Opponents	25	9	12	4	23-24	9-17	0	200

Usual Starters

E	Snow (13)	DE	D. Jones (14)
LT	Carollo (14)	DT	Olsen (14)
LG	Mack (14)	DT	Brown (14)
C	Iman (14)	DE	Schumacher (9)
RG	Scibelli (14)	LLB	Pardee (14)
RT	Cowan (13)	MLB	Pottios (14)
TE	Truax (13)	RLB	Baughan (14)
FL	Casey (11)	CB	C. Williams (12)
QB	Gabriel (14)	CB	Cross (14)
RB	Ellison (8)	S	R. Smith (14)
	Mason (7)	S	Meador (14)
RB	Bass (10)		

Rushing	No.	Yds.	Avg.	LG	TD
Ellison	151	616	4.1	52t	5
Bass	121	494	4.1	20	1
Mason	108	395	3.7	19	3
Gabriel	34	139	4.1	19	4
Dennis	29	136	4.7	16	0
Dyer	55	136	2.5	15	1
Meador	1	11	11.0	11	0
Plum	2	3	1.5	2	0
Ezerins	2	2	1.0	1	0
Rams	503	1932	3.8	52t	14
Opponents	397	1305	3.3	28	9

Receiving	No.	Yds.	Avg.	LG	TD
Truax	35	417	11.9	22	3
Casey	29	565	19.5	55t	5
Snow	29	500	17.2	54	3
Bass	27	195	7.2	28t	2
Ellison	20	248	12.4	36t	2
Mason	15	144	9.6	31	0
Dennis	8	53	6.6	17	0
Dyer	8	37	4.6	15	0
Tucker	7	124	17.7	60t	4
Studstill	7	108	15.4	25	1
Pivec	3	27	9.0	12	0
Gabriel	1	-5	-5.0	0	0
Rams	189	2413	12.8	60t	20
Opponents	158	2196	13.9	65	12

Interceptions	No.	Yds.	Avg.	LG	TD
C. Williams	7	51	7.3	36	0
Meador	6	37	6.2	20	0
Baughan	4	29	7.3	16	0
R. Smith	3	28	9.3	19	0
Cross	3	0	0.0	0	0
Pardee	2	75	37.5	46t	2
Rams	25	220	8.8	46t	2
Opponents	17	286	16.8	90t	2

Punting	No.	Yds.	Avg.	LG	Blk.
Studstill	81	3207	39.6	58	0
Rams	81	3207	39.6	58	0
Opponents	88	3522	40.0	65	3

Punt Returns	No.	FC	Yds.	Avg.	LG	TD
R. Smith	27	6	171	6.3	24	0
Meador	17	15	136	8.0	40	0
Rams	44	21	307	7.0	40	0
Opponents	30	29	206	6.9	54	1

Kickoff Returns	No.	Yds.	Avg.	LG	TD
R. Smith	26	718	27.6	94t	1
Ellison	12	268	22.3	40	0
Dennis	2	2	1.0	2	0
C. Williams	1	16	16.0	16	0
Meador	1	20	20.0	20	0
Ezerins	1	0	0.0	0	0
Pivec	2	0	0.0	0	0
Rams	45	1024	22.8	94t	1
Opponents	62	1262	20.4	98t	1

Passing	Att.	Comp.	Yds.	Pct.	Yds./Att.	TD	TD%	Int.	Int%	LG	Sack-Lost	Rating
Gabriel	366	184	2364	50.3	6.46	19	5.2	16	4.4	60t	n/a	70.0
Plum	12	5	49	41.7	4.08	1	8.3	1	8.3	25	n/a	46.9
Mason	2	0	0	0.0	0.00	0	0.0	0	0.0	0	n/a	39.6
Dennis	2	0	0	0.0	0.00	0	0.0	0	0.0	0	n/a	39.6
Ellison	1	0	0	0.0	0.00	0	0.0	0	0.0	0	n/a	39.6
Studstill	1	0	0	0.0	0.00	0	0.0	0	0.0	0	n/a	39.6
Rams	384	189	2413	49.2	5.27	20	5.2	17	4.4	60t	28-241	68.2
Opponents	353	158	2196	44.8	6.22	12	3.4	25	7.1	65	51-383	47.1

COACH: GEORGE ALLEN

1967 (11-1-2) 1ST, NFC WEST



DATE	W/L	Score.....Opponent	Attend.
9/17	W	27-13 @ New Orleans	(80,879)
9/22	W	39-3 MINNESOTA	(52,255)
10/1	W	35-13 @ Dallas	(75,229)
10/8	L	24-27 SAN FRANCISCO	(60,424)
10/15	T	24-24 @ Baltimore	(60,238)
10/22	T	28-28 WASHINGTON	(55,381)
10/29	W	28-17 @ Chicago	(46,073)
11/5	W	17-7 @ San Francisco	(53,194)
11/12	W	33-17 PHILADELPHIA	(57,628)
11/19	W	31-7 @ Atlanta	(56,871)
11/23	W	31-7 @ Detroit	(54,389)
12/3	W	20-3 ATLANTA	(40,395)
12/9	W	27-24 GREEN BAY	(76,637)
12/17	W	34-10 BALTIMORE	(77,277)
12/23*	L	7-28 @ Green Bay	(49,861)
1/7**W	30-6	Cleveland.....(37,102)	

* Western Conference Playoff
 ** Playoff Bowl Game at Miami

	RAMS	OPP.
First Downs	262	200
Rushing	106	75
Passing	133	104
Penalty	23	21
Total Net Yards	4640	3526
Avg./Game	331.4	251.9
Total Plays	880	806
Avg./Play	5.3	4.4
Net Yards Rushing	1906	1119
Avg./Game	136.1	79.9
Total Rushes	490	361
Net Yards Passing	2734	2407
Avg./Game	173.9	171.9
Sacked-Yds. Lost	25-213	43-287
Gross Yards	2947	2694
Att-Comp-Int	390-206-16	445-212-32
Comp. %	52.8	47.6
Punts/Avg.	68-42.2	86-40.8
Penalties/Yards	85-854	91-912
Fumbles/ Ball Lost	32-13	18-13
Touchdowns	48	23
Rushing	16	6
Passing	28	14
Other	4	3

Score by Periods	1	2	3	4	T
Rams	32	133	103	130	- 398
Opponents	54	60	34	48	- 196

Scoring	TD	Ru	Pa	Rt	PAT	FG	S	Pts
Gossett	0	0	0	0	48-48	20-43	0	108
Josephson	8	4	4	0	0-0	0-0	0	48
Snow	8	0	8	0	0-0	0-0	0	48
Casey	8	0	8	0	0-0	0-0	0	48
Bass	7	6	1	0	0-0	0-0	0	42
Gabriel	6	6	0	0	0-0	0-0	0	36
Truax	4	0	4	0	0-0	0-0	0	24
Pardee	2	0	0	2	0-0	0-0	0	12
Pope	2	0	2	0	0-0	0-0	0	12
Meador	2	0	0	2	0-0	0-0	0	12
Pivec	1	0	1	0	0-0	0-0	0	6
D. Jones	0	0	0	0	0-0	0-0	1	2
Rams	48	16	28	4	48-48	20-43	1	398
Opponents	23	6	14	3	22-23	12-26	0	196

Usual Starters

E	Snow	DE	D. Jones
LT	Carollo	DT	Olsen
LG	Mack	DT	Brown
C	Iman	DE	Lundy
RG	Scibelli	LLB	Pardee
RT	Cowan	MLB	Pottios
TE	Truax	RLB	Baughan
FL	Casey	CB	C. Williams
QB	Gabriel	CB	Cross
RB	Josephson	S	Lamson
RB	Bass	S	Meador

Rushing	No.	Yds.	Avg.	LG	TD
Josephson	178	800	4.5	27	4
Bass	187	627	3.4	27	6
Mason	63	213	3.4	16	0
Gabriel	43	198	4.6	23	6
Ellison	14	84	6.0	42	0
Stiger	3	6	2.0	3	0
Munson	2	-22	-11.0	0	0
Rams	490	1906	3.9	42	16
Opponents	361	1119	3.1	31	6

Receiving	No.	Yds.	Avg.	LG	TD
Casey	53	871	16.4	57t	8
Truax	37	487	13.2	41	4
Josephson	37	400	10.8	48	4
Snow	28	735	26.3	80t	8
Bass	27	212	7.9	30	1
Mason	13	70	5.4	24	0
Pope	8	152	19.0	48t	2
Pivec	2	2	1.0	2t	1
Ellison	1	18	18.0	18	0
Rams	206	2947	14.3	80t	28
Opponents	212	2694	12.7	86t	14

Interceptions	No.	Yds.	Avg.	LG	TD
Meador	8	103	12.9	30t	2
Pardee	6	95	15.8	40t	2
C. Williams	4	75	18.8	29	0
Baughan	4	69	17.3	31	0
Daniel	2	45	22.5	35	0
Woodlief	2	24	12.0	15	0
Lamson	2	18	9.0	10	0
Cross	2	0	0.0	0	0
Pottios	1	24	24.0	24	0
Crabb	1	23	23.0	23	0
Rams	32	476	14.9	40t	4
Opponents	16	186	11.6	38	0

Punting	No.	Yds.	Avg.	LG	Bk.
Kilgore	68	2872	42.2	68	2
Rams	68	2872	42.2	68	2
Opponents	86	3510	40.8	69	2

Punt Returns	No.	FC	Yds.	Avg.	LG	TD
Cross	17	6	136	8.0	39	0
Meador	21	7	131	6.2	22	0
Tucker	6	1	40	6.7	11	0
Stiger	4	0	9	2.3	5	0
Crabb	1	0	0	0.0	0	0
Winston	1	0	12	12.0	12	0
Rams	50	14	328	6.6	39	0
Opponents	33	8	240	7.3	51	0

Kickoff Returns	No.	Yds.	Avg.	LG	TD
Ellison	13	340	26.2	58	0
Tucker	11	242	22.0	37	0
C. Williams	7	161	23.0	29	0
Josephson	5	91	18.2	35	0
Cross	4	134	33.5	50	0
Winston	3	65	21.7	24	0
Rams	43	1033	24.0	58	0
Opponents	66	1414	21.4	104t	2

Passing	Att.	Comp.	Yds.	Pct.	Yds./Att.	TD	TD%	Int.	Int%	LG	Sack-Lost	Rating
Gabriel	371	196	2779	52.8	7.49	25	6.7	13	2.9	80t	n/a	85.2
Munson	10	5	38	50.0	3.80	1	10.0	2	20.0	18	n/a	52.1
Mason	3	2	65	66.7	21.67	1	33.3	0	0.0	51t	n/a	149.3
Josephson	5	2	47	40.0	9.40	0	0.0	1	20.0	24	n/a	35.0
Meador	1	1	18	100.0	18.00	1	100.0	0	0.0	18	n/a	158.3
Rams	390	206	2947	52.8	6.59	28	7.2	16	4.1	80t	25-213	84.4
Opponents	445	212	2694	47.7	6.05	14	3.1	32	7.2	86t	43-287	47.5

COACH: GEORGE ALLEN

1966 (8-6) 3RD, WESTERN CONF.



DATE	W/L	Score.....	Opponent	Attend.
9/11	W	19-14	@ Atlanta	(54,418)
9/16	W	31-17CHICAGO	(58,916)
9/25	L	13-24	@ Green Bay	(50,861)
9/30	W	34-3SAN FRANCISCO	(45,642)
10/9	W	14-7	@ Detroit	(52,793)
10/16	L	7-35	@ Minnesota	(47,426)
10/23	L	10-17	@ Chicago	(47,475)
10/30	L	3-17BALTIMORE	(57,898)
11/6	L	13-21	@ San Francisco	(35,372)
11/13	W	55-14NEW YORK GIANTS	(34,746)
11/20	W	21-6MINNESOTA	(38,775)
11/27	W	23-7	@ Baltimore	(60,238)
12/4	W	23-3DETROIT	(40,039)
12/18	L	23-27GREEN BAY	(72,416)

	RAMS	OPP.
First Downs	255	196
Rushing	103	64
Passing	133	114
Penalty	19	18
Total Net Yards	4282	3771
Avg./Game	305.9	269.4
Total Plays	952	852
Avg./Play	4.5	4.4
Net Yards Rushing	1742	1302
Avg./Game	124.4	93.0
Total Rushes	448	401
Net Yards Passing	2540	2469
Avg./Game	181.4	176.4
Sacked-Yds. Lost	54-351	45-361
Gross Yards	2891	2830
Att-Comp-Int	450-249-17	406-190-26
Comp. %	55.3	46.8
Punts/Avg.	71-42.8	73-43.8
Penalties/Yards	72-651	76-704
Fumbles/ Ball Lost	25-12	37-20
Touchdowns	29	26
Rushing	12	10
Passing	12	13
Returns	5	3

Scoring	TD	Ru	Pa	Rt	PAT	FG	S	Pts
Gossett	0	0	0	0	29-29	28-49	0	113
Bass	8	8	0	0	0-0	0-0	0	48
Moore	4	1	3	0	0-0	0-0	0	24
Gabriel	3	3	0	0	0-0	0-0	0	18
Snow	3	0	3	0	0-0	0-0	0	18
McDonald	2	0	2	0	0-0	0-0	0	12
Josephson	1	0	1	0	0-0	0-0	0	6
Pope	1	0	1	0	0-0	0-0	0	6
Stiger	1	0	1	0	0-0	0-0	0	6
McKeever	1	0	1	0	0-0	0-0	0	6
Cross	1	0	0	1	0-0	0-0	0	6
Lundy	1	0	0	1	0-0	0-0	0	6
Truax	1	0	0	1	0-0	0-0	0	6
C. Williams	1	0	0	1	0-0	0-0	0	6
Lamson	1	0	0	1	0-0	0-0	0	6
Grier	0	0	0	0	0-0	0-0	1	2
Rams	29	12	12	5	29-29	28-49	1	289
Opponents	26	10	13	3	26-26	10-22	0	212

Usual Starters

E	Snow	DE	D. Jones
LT	Carollo	DT	Olsen
LG	Mack	DT	Grier
C	Iman	DE	Lundy
RG	Scibelli	LLB	Pardee
RT	Cowan	MLB	George
TE	Truax	RLB	Baughan
FL	McDonald	CB	C. Williams
QB	Gabriel	CB	Cross
RB	Josephson	S	Lamson
RB	Bass	S	Meador

Passing	Att.	Comp.	Yds.	Pct.	Yds./Att.	TD	TD%	Int.	Int%	LG	Sack-Lost	Rating
Gabriel	397	217	2540	54.7	6.40	10	2.5	16	4.0	84t	n/a	65.9
Munson	50	30	284	60.0	5.68	2	4.0	1	2.0	25	n/a	80.8
Kilgore	1	1	47	100.0	47.00	0	0.0	0	0.0	47	n/a	118.8
Moore	1	1	20	100.0	20.00	0	0.0	0	0.0	20	n/a	118.8
Meador	1	0	0	0.0	0.00	0	0.0	0	0.0	0	n/a	39.6
Rams	450	249	2891	55.3	5.04	12	2.7	17	3.8	84t	54-351	68.1
Opponents	406	190	2830	46.8	5.47	13	3.2	26	6.4	n/a	45-361	54.1

Rushing	No.	Yds.	Avg.	LG	TD
Bass	248	1090	4.7	50	8
Moore	104	292	2.8	18	1
Gabriel	52	176	3.9	14	3
Josephson	14	97	6.9	14	0
Stiger	24	95	4.0	19	0
Meador	1	7	7.0	7	0
Munson	4	3	0.8	2	0
Iman	1	2	2.0	2	0
Rams	448	1742	3.9	50	12
Opponents	401	1302	3.2	n/a	10

Receiving	No.	Yds.	Avg.	LG	TD
Moore	60	433	7.2	30t	3
McDonald	55	714	13.0	62	2
Snow	34	634	18.6	84t	3
Bass	31	274	8.8	40	0
Truax	29	314	10.8	21	0
McKeever	23	277	12.0	31	1
Stiger	8	72	9.0	18	1
Heckard	5	102	20.4	50	0
Josephson	2	10	5.0	6	1
Crabb	1	47	47.0	47	0
Pope	1	14	14.0	14t	1
Rams	249	2891	11.6	84t	12
Opponents	190	2830	12.9	n/a	13

Interceptions	No.	Yds.	Avg.	LG	TD
C. Williams	8	97	12.1	32t	1
Meador	5	60	12.0	31	0
Lamson	5	59	11.8	44t	1
Baughan	2	3	1.5	3	0
Pardee	2	0	0.0	0	0
Cross	1	60	60.0	60t	1
D. Jones	1	50	50.0	50	0
Lundy	1	33	33.0	33t	1
Gremminger	1	0	0.0	0	0
Rams	26	362	13.9	60t	4
Opponents	17	338	19.9	100t	2

Punting	No.	Yds.	Avg.	LG	Blk.
Kilgore	71	3037	42.8	58	0
Rams	71	3037	42.8	58	0
Opponents	73	3194	43.8	n/a	n/a

Punt Returns	No.	FC	Yds.	Avg.	LG	TD
Stiger	33	7	259	7.8	49	0
Cross	12	4	82	6.8	24	0
Rams	45	11	341	7.6	49	0
Opponents	49	n/a	269	5.5	76	0

Kickoff Returns	No.	Yds.	Avg.	LG	TD
C. Williams	15	420	28.0	81	0
Cross	12	348	29.0	67	0
Stiger	7	150	21.4	28	0
Dyer	5	61	12.2	21	0
Currie	1	25	25.0	25	0
McKeever	1	8	8.0	8	0
Lamson	1	3	3.0	3	0
Rams	42	1015	24.2	81	0
Opponents	58	1329	22.9	94	1

COACH: HARLAND SVARE

1965 (4-10) 7TH, WESTERN CONF.



DATE	W/L	Score.....Opponent	Attend
9/19	L	0-20@ Detroit	(46,941)
9/26	W	30-28CHICAGO	(36,359)
10/3	L	35-38MINNESOTA	(36,755)
10/10	L	6-31@ Chicago	(45,760)
10/17	L	21-45SAN FRANCISCO	(38,615)
10/24	L	20-35@ Baltimore	(60,238)
10/31	L	7-31DETROIT	(35,187)
11/7	L	13-24@ Minnesota	(47,426)
11/14	L	3-6@ Green Bay	(48,485)
11/21	L	27-30@ San Francisco	(39,253)
11/28	W	21-10GREEN BAY	(39,733)
12/5	W	27-3@ St. Louis	(27,943)
12/12	W	42-7CLEVELAND	(49,048)
12/18	L	17-20BALTIMORE	(46,636)

	RAMS	OPP.
First Downs	251	208
Rushing	76	82
Passing	153	113
Penalty	22	13
Total Net Yards	4179	4023
Avg./Game	298.5	287.4
Total Plays	868	798
Avg./Play	4.8	5.0
Net Yards Rushing	1464	1409
Avg./Game	104.6	100.7
Total Rushes	378	417
Net Yards Passing	2715	2614
Avg./Game	193.9	186.7
Sacked-Yds. Lost	45-344	32-270
Gross Yards	3059	2884
Att-Comp-Int	445-230-19	349-205-11
Comp. %	51.7	58.7
Punts/Avg.	66-39.7	66-45.4
Penalties/Yards	61-560	70-566
Fumbles/ Ball Lost	40-22	27-15
Touchdowns	32	40
Rushing	8	16
Passing	22	22
Returns	2	2

Scoring	TD	Ru	Pa	Rt	PAT	FG	S	Pts
Gossett	0	0	0	0	30-32	15-26	0	75
McDonald	9	0	9	0	0-0	0-0	0	54
Bass	4	2	2	0	0-0	0-0	0	24
McKeever	4	0	4	0	0-0	0-0	0	24
Baker	3	1	2	0	0-0	0-0	0	18
Snow	3	0	3	0	0-0	0-0	0	18
Gabriel	2	2	0	0	0-0	0-0	0	12
Munson	1	1	0	0	0-0	0-0	0	6
Wilson	1	1	0	0	0-0	0-0	0	6
Truax	1	0	1	0	0-0	0-0	0	6
Meador	1	1	0	0	0-0	0-0	0	6
W. Brown	1	0	1	0	0-0	0-0	0	6
Martin	1	0	0	1	0-0	0-0	0	6
Molden	1	0	0	1	0-0	0-0	0	6
D. Jones	0	0	0	0	0-0	0-0	1	2
Rams	32	8	22	2	30-32	15-26	1	269
Opponents	40	16	22	2	40-40	16-32	0	328

Usual Starters

E	Snow	DE	D. Jones
LT	Carollo	DT	Olsen
LG	Chuy	DT	Grier
C	Iman	DE	Lundy
RG	Scibelli	LLB	Guillory
RT	Cowan	MLB	Woodlief
TE	McKeever	RLB	Currie
FL	McDonald	CB	C. Williams
QB	Gabriel	CB	Mcllhany
RB	Josephson	S	Lamson
RB	Bass	S	Meador

Passing	Att.	Comp.	Yds.	Pct.	Yds./Att.	TD	TD%	Int.	Int%	LG	Sack-Lost	Rating
Gabriel	173	83	1321	48.0	7.64	11	6.4	5	2.9	60t	n/a	83.0
Munson	267	144	1701	53.9	6.37	10	3.7	14	5.2	47t	n/a	64.2
Josephson	2	1	15	50.0	7.50	1	50.0	0	0.0	15t	n/a	114.6
Baker	1	1	14	100.0	14.00	0	0.0	0	0.0	14	n/a	118.8
Wilson	1	1	8	100.0	8.00	0	0.0	0	0.0	8	n/a	118.8
Meador	1	0	0	0.0	0.00	0	0.0	0	0.0	0	n/a	39.6
Rams	445	230	3059	51.7	6.87	22	4.9	19	4.3	60t	45-344	72.5
Opponents	349	205	2884	58.7	6.86	22	6.3	11	3.2	n/a	32-270	93.3

Rushing	No.	Yds.	Avg.	LG	TD
Bass	121	549	4.8	49t	2
Josephson	71	225	3.5	18	0
Wilson	60	189	3.4	20	1
Munson	26	157	6.8	38	1
Brown	44	133	3.5	19	0
Baker	25	82	3.3	10	1
Gabriel	23	79	4.1	17	2
Meador	2	35	17.5	24	1
Stiger	3	12	4.0	4	0
C. Williams	3	3	1.0	2	0
Rams	378	1464	3.9	49t	8
Opponents	417	1409	3.4	n/a	16

Receiving	No.	Yds.	Avg.	LG	TD
McDonald	67	1036	15.5	51	9
McKeever	44	542	12.3	47t	4
Snow	38	559	14.7	60t	3
Baker	22	210	9.5	38t	2
Bass	21	230	11.0	36	2
Josephson	18	169	9.4	30	0
Wilson	9	110	12.2	38	0
Truax	6	108	18.0	59t	1
W. Brown	4	91	22.8	37	1
Heckard	1	4	4.0	4	0
Rams	230	3059	13.3	60t	22
Opponents	205	2884	14.1	n/a	22

Interceptions	No.	Yds.	Avg.	LG	TD
Martin	2	60	30.0	37t	1
Meador	2	57	28.5	29	0
Mcllhany	2	7	3.5	7	0
Lamson	2	0	0.0	0	0
Molden	1	59	59.0	59	0
Richardson	1	33	33.0	33	0
Livingston	1	8	8.0	0	0
Rams	11	224	20.4	59	1
Opponents	19	156	8.2	26	0

Punting	No.	Yds.	Avg.	LG	Blk.
Lothridge	42	1619	38.5	55	1
Kilgore	24	999	41.6	56	0
Rams	66	2618	39.7	56	1
Opponents	66	2997	45.4	n/a	n/a

Punt Returns	No.	FC	Yds.	Avg.	LG	TD
Stiger	13	1	106	8.2	22	0
Brown	9	7	63	7.0	15	0
B. Smith	9	0	56	6.2	19	0
Bass	1	0	0	0.0	0	0
Rams	32	8	225	7.0	22	0
Opponents	25	n/a	176	7.0	n/a	1

Kickoff Returns	No.	Yds.	Avg.	LG	TD
Brown	24	615	25.6	52	0
B. Smith	17	457	26.9	56	0
C. Williams	9	213	23.7	31	0
Wilson	3	66	22.0	29	0
Rams	53	1351	25.5	56	0
Opponents	54	1364	25.3	92	0

COACH: HARLAND SVARE

1964 (5-7-2) 5TH, WESTERN CONF.



DATE	W/L	Score.....Opponent	Attend.
9/13	W	26-14 @ Pittsburgh	(33,988)
9/19	T	17-17 @ DETROIT	(52,001)
9/27	W	22-13 MINNESOTA	(50,009)
10/4	L	20-35 @ Baltimore	(56,537)
10/11	L	17-38 @ Chicago	(47,358)
10/18	W	42-14 SAN FRANCISCO	(54,355)
10/25	W	27-17 @ Green Bay	(47,617)
11/1	L	17-37 @ Detroit	(52,064)
11/8	W	20-10 PHILADELPHIA	(53,994)
11/15	L	24-34 CHICAGO	(61,115)
11/22	L	7-24 BALTIMORE	(72,137)
11/29	L	13-34 @ Minnesota	(31,677)
12/6	L	7-28 @ San Francisco	(31,791)
12/13	T	24-24 GREEN BAY	(40,735)

	RAMS	OPP.
First Downs	208	235
Rushing	78	92
Passing	104	131
Penalty	26	12
Total Net Yards	3908	4195
Avg./Game	279.1	299.6
Total Plays	833	903
Avg./Play	4.7	4.6
Net Yards Rushing	1629	1501
Avg./Game	116.4	107.2
Total Rushes	400	419
Net Yards Passing	2279	2694
Avg./Game	162.8	192.4
Sacked-Yds. Lost	65-490	49-400
Gross Yards	2769	3094
Att-Comp-Int	368-173-20	435-213-17
Comp. %	47.0	49.0
Punts/Avg.	82-44.1	73-45.1
Penalties/Yards	76-803	70-675
Fumbles/ Ball Lost	40-19	28-13
Touchdowns	33	44
Rushing	11	14
Passing	18	27
Returns	4	3

Scoring	TD	Ru	Pa	Rt	PAT	FG	S	Pts
Gossett	0	0	0	0	31-33	18-24	0	85
Pope	10	0	10	0	0-0	0-0	0	60
Wilson	6	5	1	0	0-0	0-0	0	36
Josephson	4	3	1	0	0-0	0-0	0	24
Phillips	2	0	2	0	0-0	0-0	0	12
Bass	2	2	0	0	0-0	0-0	0	12
B. Smith	2	0	0	2	0-0	0-0	0	12
Dale	2	0	2	0	0-0	0-0	0	12
Allen	1	0	1	0	0-0	0-0	0	6
Lundy	1	0	0	1	0-0	0-0	0	6
Gabriel	1	1	0	0	0-0	0-0	0	6
McKeever	1	0	1	0	0-0	0-0	0	6
Martin	1	0	0	1	0-0	0-0	0	6
Rams	33	11	18	4	31-33	18-24	0	283
Opponents	44	14	27	3	42-44	11-27	0	339

Usual Starters

E	Phillips	DE	D. Jones
LT	Carollo	DT	Olsen
LG	Cowan	DT	Grier
C	Hunter	DE	Lundy
RG	Chuy	LLB	McKeever
RT	Varrichione	MLB	Henry
TE	McKeever	RLB	Pardee
FL	Pope	CB	B. Smith
QB	Munson	CB	Meador
RB	Josephson	S	Crow
RB	Wilson	S	Shannon

Passing	Att.	Comp.	Yds.	Pct.	Yds./Att.	TD	TD%	Int.	Int%	LG	Sack-Lost	Rating
Gabriel	143	65	1236	45.5	8.64	9	6.3	5	3.5	70t	n/a	82.4
Munson	223	108	1533	48.4	6.87	9	4.0	15	6.7	95t	n/a	56.5
Baker	1	0	0	0.0	0.00	0	0.0	0	0.0	0	n/a	39.6
Meador	1	0	0	0.0	0.00	0	0.0	0	0.0	0	n/a	39.6
Rams	368	173	2769	47.0	7.52	18	4.9	20	5.4	95t	65-490	66.3
Opponents	435	213	2694	49.0	6.19	27	6.2	17	3.9	n/a	49-400	73.1

Rushing	No.	Yds.	Avg.	LG	TD
Wilson	159	553	3.5	27	5
Josephson	96	451	4.7	75	3
Bass	72	342	4.8	59	2
Munson	19	150	7.9	33	0
Baker	24	82	3.4	18	0
Shannon	17	35	2.1	8	0
Pope	2	11	5.5	17	0
Gabriel	11	5	0.5	6	1
Rams	400	1629	4.1	75	11
Opponents	419	1501	3.6	n/a	14

Receiving	No.	Yds.	Avg.	LG	TD
McKeever	41	582	14.2	46	1
Dale	32	544	17.0	44	2
Pope	25	786	31.4	95t	10
Josephson	21	269	12.8	58	1
Phillips	17	245	14.4	33	2
Wilson	15	116	7.7	30	1
Bass	9	83	9.2	24	0
Baker	8	92	11.5	31	0
Allen	2	29	14.5	19	1
Shannon	2	4	2.0	10	0
Brown	1	19	19.0	19	0
Rams	173	2769	16.0	95t	18
Opponents	213	2694	12.7	n/a	27

Interceptions	No.	Yds.	Avg.	LG	TD
Richardson	5	146	29.2	41	0
Meador	3	50	16.7	30	0
Martin	2	107	53.5	71t	1
B. Smith	2	97	48.5	97t	1
Budka	2	18	9.0	18	0
Pardee	1	32	32.0	32	0
Crow	1	23	23.0	23	0
Lundy	1	14	14.0	14t	1
Rams	17	487	28.6	97t	3
Opponents	20	452	24.6	79	2

Punting	No.	Yds.	Avg.	LG	Blk.
Villanueva	82	3616	44.1	58	0
Rams	82	3616	44.1	58	0
Opponents	73	3291	45.1	n/a	n/a

Punt Returns	No.	FC	Yds.	Avg.	LG	TD
Shannon	15	6	81	5.4	22	0
B. Smith	12	9	68	5.7	16	0
Brown	4	3	23	5.8	8	0
Meador	2	2	9	4.5	9	0
Bass	1	0	0	0.0	0	0
Rams	34	20	181	5.3	22	0
Opponents	43	n/a	360	8.4	52	0

Kickoff Returns	No.	Yds.	Avg.	LG	TD
Shannon	18	442	24.6	40	0
B. Smith	20	489	24.5	56	0
Meador	6	148	24.7	30	0
Brown	6	122	20.3	26	0
Martin	2	18	9.0	11	0
Larsen	2	14	7.0	14	0
Bass	1	25	25.0	25	0
M. Harris	1	0	0.0	0	0
Rams	56	1258	22.5	56	0
Opponents	58	1544	26.6	63	0

COACH: HARLAND SVARE

1963 (5-9) 6TH, WESTERN CONF.



DATE	W/L	Score	Opponent	Attend.
9/14	L	2-23	DETROIT	(49,342)
9/21	L	14-37	WASHINGTON	(29,295)
9/29	L	6-20	@ Cleveland	(54,713)
10/6	L	10-42	@ Green Bay	(42,327)
10/13	L	14-52	CHICAGO	(40,476)
10/20	W	27-24	MINNESOTA	(30,565)
10/27	W	28-21	SAN FRANCISCO	(45,532)
11/3	L	13-21	@ Minnesota	(33,567)
11/10	L	0-6	@ Chicago	(48,312)
11/17	W	28-21	@ Detroit	(44,951)
11/24	W	17-16	BALTIMORE	(48,555)
12/1	W	21-17	@ San Francisco	(33,321)
12/7	L	14-31	GREEN BAY	(52,357)
12/15	L	16-19	@ Baltimore	(52,834)

	RAMS	OPP.
First Downs	209	244
Rushing	80	100
Passing	117	126
Penalty	12	18
Total Net Yards	3470	4538
Avg./Game	247.8	324.1
Total Plays	848	837
Avg./Play	4.1	5.4
Net Yards Rushing	1393	1785
Avg./Game	99.5	127.5
Total Rushes	405	431
Net Yards Passing	2007	2753
Avg./Game	143.3	196.6
Sacked-Yds. Lost	59-481	27-272
Gross Yards	2488	3025
Att-Comp-Int	384-186-22	379-208-19
Comp. %	48.4	54.9
Punts/Avg.	85-44.7	61-42.5
Penalties/Yards	70-788	63-558
Fumbles/ Ball Lost	30-17	25-13
Touchdowns	26	43
Rushing	14	14
Passing	11	25
Returns	1	4

Scoring	TD	Ru	Pa	Rt	PAT	FG	S	Pts
Villanueva	0	0	0	0	25-26	9-17	0	52
Dale	7	0	7	0	0-0	0-0	0	42
Bass	5	5	0	0	0-0	0-0	0	30
Perkins	4	4	0	0	0-0	0-0	0	24
Gabriel	3	3	0	0	0-0	0-0	0	18
Arnett	2	1	1	0	0-0	0-0	0	12
Wilson	2	1	1	0	0-0	0-0	0	12
Atkins	1	0	1	0	0-0	0-0	0	6
Phillips	1	0	1	0	0-0	0-0	0	6
Shannon	1	0	0	1	0-0	0-0	0	6
Crow	0	0	0	0	0-0	0-0	1	2
Rams	26	14	11	1	25-26	9-17	1	210
Opponents	43	14	25	4	39-43	17-35	1	350

Usual Starters

E	Phillips	DE	D. Jones
LT	Carollo	DT	Olsen
LG	Cowan	DT	Grier
C	Hunter	DE	Lundy
RG	Chuy	LLB	McKeever
RT	Varrichione	MLB	Henry
TE	McKeever	RLB	Pardee
FL	Dale	CB	B. Smith
QB	Gabriel	CB	Meador
RB	Bass	S	Crow
RB	Arnett	S	Shannon

Rushing	No.	Yds.	Avg.	LG	TD
Bass	143	520	3.6	51	5
Wilson	109	394	3.6	39	1
Arnett	58	208	3.6	20	1
Gabriel	39	132	3.4	16	3
Perkins	37	70	1.9	8	4
Baker	9	46	5.1	12	0
Dale	1	12	12.0	12	0
Atkins	5	11	2.2	6	0
Meador	1	1	1.0	1	0
Bratkowski	1	3	3.0	3	0
Rams	405	1393	3.4	51	14
Opponents	431	1785	4.1	n/a	14

Receiving	No.	Yds.	Avg.	LG	TD
Phillips	54	793	14.7	52	1
Dale	34	638	18.8	66t	7
Bass	30	348	11.6	53	0
Arnett	15	119	7.9	41	1
Atkins	14	174	12.4	21	1
McKeever	11	152	13.8	29	0
Wilson	9	173	19.2	77t	1
Adams	9	93	10.3	19	0
Perkins	8	61	7.6	17	0
Shannon	2	7	3.5	6	0
Rams	186	2488	11.2	77t	11
Opponents	208	3025	13.2	n/a	25

Interceptions	No.	Yds.	Avg.	LG	TD
Meador	6	38	6.3	20	0
Henry	5	43	8.6	28	0
B. Smith	2	11	6.5	11	0
Pardee	2	5	2.5	5	0
Britt	1	45	45.0	45	0
Whitmyer	1	27	27.0	27	0
Livingston	1	13	13.0	13	0
D. Jones	1	0	0.0	0	0
Rams	19	182	9.6	45	0
Opponents	22	369	16.8	70t	2

Punting	No.	Yds.	Avg.	LG	Blk.
Villanueva	81	3678	45.4	68	0
Adams	4	121	30.3	42	0
Rams	85	3799	44.7	68	0
Opponents	61	2591	42.5	n/a	n/a

Punt Returns	No.	FC	Yds.	Avg.	LG	TD
Shannon	15	11	132	8.8	29	0
Atkins	12	3	36	3.0	9	0
B. Smith	2	0	20	10.0	20	0
Bass	1	0	11	11.0	11	0
Arnett	1	1	7	7.0	7	0
Whitmyer	0	1	0	0.0	0	0
Rams	31	16	206	6.6	29	0
Opponents	60	n/a	681	11.4	51	0

Kickoff Returns	No.	Yds.	Avg.	LG	TD
Shannon	28	823	29.4	99t	1
Atkins	19	429	22.6	35	0
Arnett	12	279	23.3	34	0
Whitmyer	3	80	26.7	30	0
McKeever	2	8	4.0	8	0
Cowan	2	0	0.0	0	0
Wilson	1	17	17.0	17	0
Perkins	1	15	15.0	15	0
Hall	1	0	0.0	0	0
Olsen	1	0	0.0	0	0
Rams	70	1651	23.6	99t	1
Opponents	44	1076	24.5	98t	2

Passing	Att.	Comp.	Yds.	Pct.	Yds./Att.	TD	TD%	Int.	Int%	LG	Sack-Lost	Rating
Gabriel	281	130	1947	46.3	6.93	8	2.8	11	3.9	77t	n/a	62.7
Bratkowski	82	45	471	54.9	5.74	3	3.7	6	7.3	42	n/a	53.5
Baker	19	11	140	57.9	7.37	0	0.0	4	21.1	49	n/a	41.4
Bass	1	0	0	0.0	0.00	0	0.0	0	0.0	0	n/a	39.6
Arnett	1	0	0	0.0	0.00	0	0.0	1	100.0	0	n/a	0.0
Rams	384	186	3025	48.4	5.41	11	2.9	22	5.7	77t	59-481	55.9
Opponents	379	208	2488	54.9	7.26	25	6.6	19	5.0	n/a	27-272	79.2

COACH: BOB WATERFIELD (8), HARLAND SVARE (6)

1962 (1-12-1) 7TH, WESTERN CONF.



DATE	W/L	Score	Opponent	Attend.
9/16	L	27-30	@ Baltimore	(54,796)
9/23	L	23-27	CHICAGO	(44,376)
9/30	L	17-27	DALLAS	(26,907)
10/7	L	14-20	@ Washington	(38,264)
10/14	L	10-13	@ Detroit	(53,714)
10/21	L	14-38	MINNESOTA	(33,071)
10/28	W	28-14	@ San Francisco	(51,033)
11/4	L	3-12	DETROIT	(44,241)
11/11	L	2-14	BALTIMORE	(39,502)
11/18	L	17-24	SAN FRANCISCO	(42,554)
11/25	T	24-24	@ Minnesota	(26,728)
12/2	L	10-41	@ Green Bay	(46,833)
12/9	L	14-30	@ Chicago	(38,685)
12/16	L	17-20	GREEN BAY	(60,057)

	RAMS	OPP.
First Downs	201	256
Rushing	84	119
Passing	107	124
Penalty	10	13
Total Net Yards	3865	4981
Avg./Game	276.1	355.8
Total Plays	855	969
Avg./Play	5.2	5.7
Net Yards Rushing	1689	2092
Avg./Game	120.6	149.4
Total Rushes	376	501
Net Yards Passing	2176	2889
Avg./Game	155.4	206.4
Sacked-Yds. Lost	n/a-348	n/a-255
Gross Yards	2524	3144
Att-Comp-Int	372-189-19	379-217-19
Comp. %	50.8	57.3
Punts/Avg.	87-45.5	56-45.5
Penalties/Yards	71-704	52-592
Fumbles/ Ball Lost	26-16	30-12
Touchdowns	27	42
Rushing	10	14
Passing	14	25
Returns	3	3

Scoring	TD	Ru	Pa	Rt	PAT	FG	S	Pts
Villanueva	0	0	0	0	26-27	10-20	0	56
Bass	8	6	2	0	0-0	0-0	0	48
Phillips	5	0	5	0	0-0	0-0	0	30
Dale	3	0	3	0	0-0	0-0	0	18
Allen	2	0	2	0	0-0	0-0	0	12
Arnett	2	2	0	0	0-0	0-0	0	12
Perkins	2	2	0	0	0-0	0-0	0	12
Pardee	1	0	0	1	0-0	0-0	1	8
Atkins	1	0	1	0	0-0	0-0	0	6
Crow	1	0	0	1	0-0	0-0	0	6
Matson	1	0	1	0	0-0	0-0	0	6
Olsen	1	0	0	1	0-0	0-0	0	6
Rams	27	10	14	3	26-27	10-20	1	220
Opponents	42	14	25	3	38-42	14-33	1	334

Usual Starters

LT	E	Phillips	DE	D. Jones
	Carollo		DT	Olsen
	LG	Cowan	DT	LoVetere
	C	Hunter	DE	Lundy
	RG	Puttnam	LLB	McKeeever
	RT	Varrichione	MLB	Henry
	FL	Dale	RLB	Pardee
	FL	Atkins	CB	Britt
	QB	Bratkowski	CB	Meador
	RB	Bass	S	Crow
	RB	Arnett	S	Shannon

Passing	Att.	Comp.	Yds.	Pct.	Yds./Att.	TD	TD%	Int.	Int%	LG	Sack-Lost	Rating
Bratkowski	219	110	1541	50.2	7.04	9	4.1	16	7.3	80t	n/a	56.5
Gabriel	101	57	670	56.4	6.63	3	2.9	2	2.0	65t	n/a	78.4
R. Miller	43	17	250	39.5	5.81	1	2.3	1	2.3	55t	n/a	57.3
Arnett	5	3	28	60.0	5.60	1	20.0	0	0.0	15t	n/a	115.0
Matson	1	1	13	100.0	13.00	0	0.0	0	0.0	13	n/a	118.8
Bass	3	1	22	33.3	7.33	0	0.0	0	0.0	22	n/a	60.4
Rams	372	189	2524	50.8	5.90	14	3.8	19	5.1	80t	n/a-348	64.0
Opponents	379	217	2889	57.3	7.60	25	6.6	19	5.0	n/a	n/a-255	82.7

Rushing	No.	Yds.	Avg.	LG	TD
Bass	196	1033	5.3	57	6
Arnett	76	238	3.1	40	2
Perkins	48	181	3.8	20	2
Gabriel	18	93	5.2	15	0
Shaw	18	76	4.2	30	0
Miller	3	27	9.0	13	0
Atkins	7	19	2.7	16	0
Bratkowski	7	14	2.0	11	0
Richter	0	8	--	8	0
Matson	3	0	0.0	2	0
Rams	376	1689	4.5	57	10
Opponents	501	2092	4.2	n/a	14

Receiving	No.	Yds.	Avg.	LG	TD
Phillips	60	875	14.6	65t	5
Atkins	35	393	11.2	48t	1
Bass	30	262	8.7	33t	2
Dale	29	584	20.1	80t	3
Perkins	14	83	5.9	13	0
Arnett	12	137	11.4	40	0
Allen	3	90	30.0	43t	2
Shaw	3	51	17.0	30	0
Matson	3	49	16.3	20t	1
Rams	189	2524	11.5	80t	14
Opponents	217	2889	13.3	n/a	25

Interceptions	No.	Yds.	Avg.	LG	TD
Crow	5	100	20.0	65t	1
Shannon	4	33	8.3	20	0
Britt	3	50	16.7	28	0
McKeeever	2	1	0.5	1	0
B. Smith	1	47	47.0	47	0
Olsen	1	20	20.0	20t	1
Henry	1	10	10.0	10	0
Hall	1	0	0.0	0	0
Meador	1	0	0.0	0	0
Rams	19	261	13.7	65t	2
Opponents	19	293	15.4	101t	2

Punting	No.	Yds.	Avg.	LG	Blk.
Villanueva	87	3960	45.5	65	1
Rams	87	3960	45.5	65	1
Opponents	56	2550	45.5	n/a	n/a

Punt Returns	No.	Yds.	Avg.	LG	TD
Atkins	11	94	8.5	45	0
Bass	6	81	13.5	48	0
Arnett	5	49	9.8	21	0
Hall	4	21	5.3	11	0
B. Smith	1	7	7.0	7	0
Rams	27	252	9.3	48	0
Opponents	55	567	10.3	46	1

Kickoff Returns	No.	Yds.	Avg.	LG	TD
Atkins	28	676	24.1	41	0
Bass	19	446	23.5	40	0
Hall	8	178	22.3	32	0
Arnett	2	87	43.5	50	0
B. Smith	2	60	30.0	41	0
D. Jones	1	0	0.0	0	0
Rams	60	1447	24.1	50	0
Opponents	50	1211	24.2	n/a	0

COACH: BOB WATERFIELD

1961 (4-10) 6TH, WESTERN CONF.



DATE	W/L	Score	Opponent	Attend.
9/17	L	24-27	@ Baltimore	(54,259)
9/23	L	17-21	CHICAGO	(53,315)
10/1	W	24-14	PITTSBURGH	(40,707)
10/8	L	0-35	@ San Francisco	(59,004)
10/15	L	13-14	@ Detroit	(45,873)
10/22	L	14-24	@ New York Giants	(63,053)
10/29	L	10-28	DETROIT	(49,123)
11/5	W	31-17	MINNESOTA	(38,594)
11/12	W	17-7	SAN FRANCISCO	(63,766)
11/19	L	17-35	@ Green Bay	(38,669)
11/26	L	24-28	@ Chicago	(45,965)
12/3	L	21-42	@ Minnesota	(30,068)
12/9	W	34-17	BALTIMORE	(41,268)
12/17	L	17-24	GREEN BAY	(49,169)

	RAMS	OPP.
First Downs	236	279
Rushing	109	136
Passing	111	121
Penalty	16	22
Total Net Yards	4295	4813
Avg./Game	306.8	343.8
Total Plays	892	908
Avg./Play	4.8	5.4
Net Yards Rushing	1958	2440
Avg./Game	139.9	174.3
Total Rushes	415	508
Net Yards Passing	2337	2373
Avg./Game	166.9	169.5
Sacked-Yds. Lost	n/a-372	n/a-269
Gross Yards	2709	2642
Att-Comp-Int	386-199-21	328-184-23
Comp. %	51.6	56.1
Punts/Avg.	64-40.1	51-43.3
Penalties/Yards	63-599	75-662
Fumbles/ Ball Lost	21-11	27-16
Touchdowns	32	45
Rushing	17	26
Passing	13	19
Returns	2	0

Scoring	TD	Ru	Pa	Rt	PAT	FG	S	Pts
Villanueva	0	0	0	0	32-32	13-27	0	71
Arnett	5	4	0	1	0-0	0-0	0	30
Bass	5	4	0	1	0-0	0-0	0	30
Matson	5	2	3	0	0-0	0-0	0	30
Phillips	5	0	5	0	0-0	0-0	0	30
Marconi	4	3	1	0	0-0	0-0	0	24
Bratkowski	3	3	0	0	0-0	0-0	0	18
Allen	2	0	2	0	0-0	0-0	0	12
Dale	2	0	2	0	0-0	0-0	0	12
Wilson	1	1	0	0	0-0	0-0	0	6
Rams	32	17	13	2	32-32	13-27	0	263
Opponents	45	26	19	0	45-45	6-21	0	333

Usual Starters

E	Phillips	DE	D. Jones
LT	Boeke	DT	Henry
LG	Cowan	DT	LoVetere
C	Hunter	DE	Lundy
RG	Hord	LLB	Pardee
RT	Varrichione	MLB	Richter
FL	Matson	RLB	Jobko
FL	Dale	CB	Britt
QB	Bratkowski	CB	Meador
RB	Bass	S	Crow
RB	Arnett	S	C. Thomas

Passing	Att.	Comp.	Yds.	Pct.	Yds./Att.	TD	TD%	Int.	Int%	LG	Sack-Lost	Rating
Bratkowski	230	124	1547	53.9	6.73	8	3.5	13	5.7	84t	n/a	63.1
Ryan	142	72	1115	50.7	7.85	5	3.5	7	4.9	96t	n/a	68.3
Arnett	13	3	47	23.1	3.62	0	0.0	1	7.7	20	n/a	10.1
Villanueva	1	0	0	0.0	0.00	0	0.0	0	0.0	0	n/a	39.6
Rams	386	199	2709	51.6	6.05	13	3.4	21	5.4	96t	n/a-372	62.8
Opponents	328	184	2373	56.1	7.20	19	5.8	23	7.0	n/a	n/a-269	69.1

Rushing	No.	Yds.	Avg.	LG	TD
Arnett	158	609	3.9	26	4
Bass	98	608	6.2	73t	4
Wilson	44	220	5.0	34	1
Matson	24	181	7.5	69t	2
Marconi	36	146	4.1	14	3
Ryan	38	139	3.7	28	0
Bratkowski	12	36	3.0	16	3
Atkins	5	19	3.8	13	0
Rams	415	1958	4.7	73t	17
Opponents	508	2440	4.9	n/a	26

Receiving	No.	Yds.	Avg.	LG	TD
Phillips	78	1092	14.0	69t	5
Dale	35	561	16.0	68t	2
Matson	29	537	18.5	96t	3
Arnett	28	194	6.9	29	0
Bass	16	145	9.1	37	0
Atkins	5	67	13.4	28	0
Marconi	4	20	5.0	8t	1
Allen	2	80	40.0	48t	2
Wilson	1	12	12.0	12	0
Scibelli	1	1	1.0	1	0
Rams	199	2709	11.7	96t	13
Opponents	184	2373	12.9	n/a	19

Interceptions	No.	Yds.	Avg.	LG	TD
Crow	6	117	19.5	31	0
Britt	5	29	5.8	13	0
Richter	4	44	11.0	17	0
C. Thomas	3	11	3.7	7	0
Meador	1	34	34.0	34	0
Jobko	1	16	16.0	16	0
Long	1	10	10.0	10	0
Strugar	1	4	4.0	4	0
Pardee	1	2	2.0	2	0
Hall	0	10	10.0	10	0
Rams	23	277	12.0	34	0
Opponents	21	280	13.3	41	0

Punting	No.	Yds.	Avg.	LG	Blk.
Villanueva	46	1845	40.1	53	0
Bratkowski	12	458	38.2	51	0
Marconi	6	265	44.2	50	0
Rams	64	2568	40.1	53	0
Opponents	51	2206	43.3	n/a	n/a

Punt Returns	No.	Yds.	Avg.	LG	TD
Arnett	10	75	7.5	17	0
Bass	4	109	27.3	90t	1
Rams	14	184	13.1	90t	1
Opponents	36	384	10.7	48	0

Kickoff Returns	No.	Yds.	Avg.	LG	TD
Bass	23	698	30.3	64	0
Arnett	25	653	26.1	105t	1
Atkins	4	77	19.3	20	0
Varrichione	3	23	7.7	11	0
D. Jones	1	12	12.0	12	0
Rams	56	1463	26.1	105t	1
Opponents	53	1380	26.0	61	0

COACH: BOB WATERFIELD

1960 (4-7-1) 6TH, WESTERN CONF.



DATE	W/L	Score.....Opponent	Attend.
9/23	L	21-43 ST. LOUIS	(47,448)
10/2	L	9-13 @ San Francisco	(53,633)
10/9	L	27-34 @ Chicago	(47,776)
10/16	L	17-31 @ Baltimore	(57,808)
10/23	T	24-24 CHICAGO	(63,438)
10/30	W	48-35 DETROIT	(53,295)
11/6	W	38-13 @ Dallas	(16,000)
11/13	L	10-12 @ Detroit	(54,019)
11/21	W	33-31 @ Green Bay	(35,763)
12/4	L	7-23 SAN FRANCISCO	(77,254)
12/11	W	10-3 BALTIMORE	(75,461)
12/17	L	21-35 GREEN BAY	(53,445)

	RAMS	OPP.
First Downs	194	221
Rushing	76	87
Passing	101	114
Penalty	17	20
Total Net Yards	3271	4073
Avg./Game	272.6	339.4
Total Plays	764	837
Avg./Play	4.3	4.9
Net Yards Rushing	1449	1718
Avg./Game	120.8	143.2
Total Rushes	343	419
Net Yards Passing	1822	2355
Avg./Game	151.8	196.3
Sacked-Yds. Lost	n/a-366	n/a-155
Gross Yards	2188	2510
Att-Comp-Int	335-177-22	339-168-23
Comp. %	52.8	49.6
Punts/Avg.	64-42.3	50-43.8
Penalties/Yards	64-625	59-517
Fumbles/ Ball Lost	17-9	29-13
Touchdowns	32	35
Rushing	9	16
Passing	19	18
Returns	4	1

Scoring	TD	Ru	Pa	Rt	PAT	FG	S	Pts
Villanueva	0	0	0	0	28-28	12-19	0	64
Phillips	8	0	8	0	0-0	0-0	0	48
Arnett	4	2	2	0	0-0	0-0	0	24
Dale	3	0	3	0	0-0	0-0	0	18
Marconi	3	3	0	0	0-0	0-0	0	18
Ryan	2	1	1	0	0-0	0-0	0	12
C. Thomas	2	0	2	0	0-0	0-0	0	12
Wade	2	2	0	0	0-0	0-0	0	12
Wilson	2	0	2	0	0-0	0-0	0	12
Michaels	0	0	0	0	1-1	2-3	0	7
Britt	1	0	0	1	0-0	0-0	0	6
Lundy	1	0	0	1	0-0	0-0	0	6
LoVetere	1	0	0	1	0-0	0-0	0	6
Matson	1	1	0	0	0-0	0-0	0	6
Meador	1	0	0	1	0-0	0-0	0	6
Shofner	1	0	1	0	0-0	0-0	0	6
Richter	0	0	0	0	2-2	0-0	0	2
Rams	32	9	19	4	31-31	14-22	0	265
Opponents	35	16	18	1	34-35	17-29	1	297

Usual Starters

E	Phillips	DE	Brito
LT	Boeke	DT	Strugar
LG	Lansford	DT	LoVetere
C	Hunter	DE	Lundy
RG	Hord	LLB	Pardee
RT	Bradshaw	MLB	Richter
FL	Matson	RLB	Jobko
FL	Dale	CB	Britt
QB	Wade	CB	Meador
RB	Marconi	S	Sherman
RB	Arnett	S	C. Thomas

Passing	Att.	Comp.	Yds.	Pct.	Yds./Att.	TD	TD%	Int.	Int%	LG	Sack-Lost	Rating
Wade	182	106	1294	58.2	7.11	12	6.6	11	6.0	63	n/a	77.0
Ryan	128	62	816	48.4	6.38	7	5.5	9	7.0	61t	n/a	57.9
Humphrey	24	9	78	37.5	3.25	0	0.0	2	8.3	16	n/a	12.2
Arnett	1	0	0	0.0	0.00	0	0.0	0	0.0	0	n/a	39.6
Rams	335	177	2188	52.8	5.44	19	5.4	22	6.2	63	n/a-366	61.3
Opponents	339	168	2355	49.6	6.90	18	5.3	23	6.8	n/a	n/a-155	61.8

Rushing	No.	Yds.	Avg.	LG	TD
Arnett	104	436	4.2	31	2
Marconi	42	240	5.7	75t	3
Wade	26	171	6.6	66t	2
Matson	61	170	2.9	27	1
Bass	31	153	4.9	33	0
Wilson	41	139	3.4	35	0
Ryan	19	85	4.5	24	1
C. Thomas	16	63	3.9	33	0
Humphrey	2	7	3.5	6	0
Shofner	1	-15	-15.0	-15	0
Rams	343	1449	4.2	75t	9
Opponents	419	1718	4.1	n/a	16

Receiving	No.	Yds.	Avg.	LG	TD
Phillips	52	883	17.0	61t	8
Arnett	29	226	7.8	24t	2
Dale	19	336	17.7	63	3
C. Thomas	17	275	16.2	58	2
Matson	15	98	6.5	24	0
Bass	13	92	7.1	26	0
Shofner	12	122	10.2	17t	1
Wilson	11	82	7.5	40t	2
Marconi	9	32	3.6	17	0
Ryan	0	32	--	32t	1
Wade	0	10	--	10	0
Rams	177	2188	12.4	63	19
Opponents	168	2355	14.0	n/a	18

Interceptions	No.	Yds.	Avg.	LG	TD
Britt	5	117	23.4	73	1
Meador	4	46	11.5	26t	1
Richter	2	29	14.5	20	0
Ellersick	2	12	6.0	12	0
Baker	1	62	62.0	62	0
Lundy	1	25	25.0	25t	1
Long	1	23	23.0	23	0
Shofner	1	19	19.0	19	0
Stalcup	1	12	12.0	12	0
Pardee	1	10	10.0	10	0
Jobko	1	7	7.0	7	0
Sherman	1	0	0.0	0	0
C. Thomas	1	0	0.0	0	0
Valdez	1	0	0.0	0	0
Rams	23	362	15.7	73	3
Opponents	22	182	8.3	43	0

Punting	No.	Yds.	Avg.	LG	Blk.
Shofner	54	2301	42.6	63	1
Marconi	10	408	40.8	62	1
Rams	64	2709	42.3	53	2
Opponents	50	2190	43.8	n/a	n/a

Punt Returns	No.	Yds.	Avg.	LG	TD
Bass	11	62	5.6	22	0
Arnett	10	60	6.0	29	0
LoVetere	1	6	6.0	6t	1
Sherman	1	1	1.0	1	0
Matson	1	0	0.0	0	0
Meador	1	0	0.0	0	0
Rams	25	129	5.2	29	1
Opponents	27	199	7.4	36	0

Kickoff Returns	No.	Yds.	Avg.	LG	TD
Arnett	17	416	24.5	43	0
Bass	11	246	22.4	31	0
Matson	9	216	24.0	42	0
Wilson	2	48	24.0	27	0
Michaels	1	15	15.0	15	0
Rams	40	941	23.5	43	0
Opponents	52	1083	20.8	65	0

COACH: SID GILLMAN

1959 (2-10) 6TH, WESTERN CONF.



DATE	WL	Score	Opponent	Attend.
9/26	L	21-23	NEW YORK GIANTS	(71,297)
10/4	L	0-34	@ San Francisco	(56,028)
10/11	W	28-21	@ Chicago Bears	(47,036)
10/18	W	45-6	@ Green Bay	(36,194)
10/25	L	7-17	DETROIT	(74,288)
11/1	L	21-26	CHICAGO BEARS	(77,943)
11/8	L	16-24	SAN FRANCISCO	(94,376)
11/15	L	17-23	@ Detroit	(52,271)
11/22	L	20-23	@ Philadelphia	(47,425)
11/29	L	21-35	@ Baltimore	(57,557)
12/6	L	20-38	GREEN BAY	(61,044)
12/12	L	26-45	BALTIMORE	(65,528)

	RAMS	OPP.
First Downs	232	216
Rushing	101	96
Passing	116	100
Penalty	15	20
Total Net Yards	4260	3794
Avg./Game	355.0	316.2
Total Plays	803	805
Avg./Play	5.3	4.7
Net Yards Rushing	1778	1704
Avg./Game	148.2	142.0
Total Rushes	371	427
Net Yards Passing	2482	2090
Avg./Game	206.8	174.2
Sacked-Yds. Lost	n/a-241	n/a-225
Gross Yards	2723	2315
Att-Comp-Int	356-196-22	287-151-7
Comp. %	55.1	52.6
Punts/Avg.	50-41.7	60-44.1
Penalties/Yards	51-465	60-562
Fumbles/ Ball Lost	34-19	25-14
Touchdowns	30	38
Rushing	15	15
Passing	14	17
Returns	1	6

Scoring	TD	Ru	Pa	Rt	PAT	FG	S	Pts
Shofner	7	0	7	0	0-0	0-0	0	42
Matson	6	6	0	0	0-0	0-0	0	36
Michaels	0	0	0	0	12-14	8-17	0	36
Marconi	5	4	1	0	0-0	0-0	0	30
Arnett	4	2	1	1	0-0	0-0	0	24
Morris	0	0	0	0	15-15	3-8	0	24
Phillips	4	0	4	0	0-0	0-0	0	24
Wade	2	2	0	0	0-0	0-0	0	12
Ryan	1	1	0	0	0-0	0-0	0	6
Wilson	1	0	1	0	0-0	0-0	0	6
S. Williams	0	0	0	0	0-0	0-0	1	2
Rams	30	15	14	1	27-29	11-25	1	242
Opponents	38	15	17	6	36-38	17-31	0	315

Passing	Att.	Comp.	Yds.	Pct.	Yds./Att.	TD	TD%	Int.	Int%	LG	Sack-Lost	Rating
Wade	261	153	2001	58.6	7.67	12	4.6	17	6.5	72t	n/a	71.1
Ryan	89	42	709	47.2	7.97	2	2.2	4	4.5	67t	n/a	63.4
Arnett	5	1	13	20.0	2.60	0	0.0	0	0.0	13	n/a	39.6
Matson	1	0	0	0.0	0.00	0	0.0	0	0.0	0	n/a	39.6
Rams	356	196	2482	55.1	6.97	14	3.9	22	6.2	72t	n/a-241	64.4
Opponents	287	151	2090	52.6	7.28	17	5.9	7	2.4	n/a	n/a-225	85.9

Rushing	No.	Yds.	Avg.	LG	TD
Matson	161	863	5.4	50	6
Arnett	73	371	5.1	80t	2
Wilson	40	210	5.3	60	0
Marconi	52	176	3.4	21	4
Wade	25	95	3.8	17	2
Ryan	19	57	3.0	13	1
Shofner	1	6	6.0	6	0
Rams	371	1778	4.8	80t	15
Opponents	427	1704	4.0	n/a	15

Receiving	No.	Yds.	Avg.	LG	TD
Shofner	47	936	19.9	72t	7
Arnett	38	419	11.0	38t	1
Phillips	37	541	14.6	64	4
Clarke	29	453	15.6	60	0
Matson	18	130	7.2	49	0
Wilson	12	83	6.9	20	1
Marconi	10	81	8.1	30	1
Lundy	4	74	18.5	26	0
C. Thomas	1	6	6.0	6	0
Rams	196	2723	12.7	72t	14
Opponents	151	2315	13.8	n/a	17

Interceptions	No.	Yds.	Avg.	LG	TD
Meador	3	3	1.0	3	0
Franckhauser	3	2	0.7	2	0
Jobko	1	0	0.0	0	0
Rams	7	5	0.7	3	0
Opponents	22	305	13.9	39	1

Punting	No.	Yds.	Avg.	LG	Blk.
Shofner	48	2004	41.8	66	1
Marconi	2	81	40.5	44	0
Rams	50	2085	41.7	66	1
Opponents	60	2648	44.1	n/a	n/a

Punt Returns	No.	Yds.	Avg.	LG	TD
Arnett	17	184	10.8	71t	1
Matson	14	61	4.4	20	0
C. Thomas	3	6	2.0	6	0
Burroughs	1	0	0.0	0	0
Meador	1	0	0.0	0	0
Rams	36	251	7.0	71t	1
Opponents	30	205	6.8	78t	1

Kickoff Returns	No.	Yds.	Avg.	LG	TD
Matson	16	367	22.9	48	0
Arnett	14	320	22.9	42	0
Wilson	7	243	34.7	85	0
C. Thomas	3	95	31.7	48	0
Wilkins	2	29	14.5	17	0
Dickson	1	0	0.0	0	0
Rams	43	1054	24.5	85	0
Opponents	42	930	23.3	105t	1

COACH: SID GILLMAN

1958 (8-4) 3RD WESTERN CONF.



DATE	W/L	Score	Opponent	Attend.
9/28	L	27-30	CLEVELAND.....	(69,993)
10/5	W	33-3	@ San Francisco	(73,164)
10/12	W	42-28	@ Detroit.....	(41,021)
10/19	L	10-31	@ Chicago Bears.....	(41,387)
10/26	L	24-41	DETROIT	(81,703)
11/2	W	41-35	CHICAGO BEARS	(100,740)
11/9	W	56-7	SAN FRANCISCO	(95,082)
11/16	W	20-7	@ Green Bay	(28,051)
11/23	L	7-34	@ Baltimore.....	(57,557)
11/30	W	20-14	@ Chicago Cardinals.....	(13,041)
12/6	W	30-28	BALTIMORE	(100,202)
12/14	W	34-20	GREEN BAY	(54,634)

	RAMS	OPP.
First Downs	209	235
Rushing	93	109
Passing	104	110
Penalty	12	16
Total Net Yards	4406	3828
Avg./Game	367.2	319.0
Total Plays	779	872
Avg./Play	5.7	4.4
Net Yards Rushing	1734	1777
Avg./Game	144.5	148.1
Total Rushes	345	405
Net Yards Passing	2672	2051
Avg./Game	222.7	170.1
Sacked-Yds. Lost	n/a-237	n/a-252
Gross Yards	2909	2303
Att-Comp-Int	358-186-26	381-188-28
Comp. %	52.0	49.3
Punts/Avg.	51-40.9	65-37.9
Penalties/Yards	67-636	47-476
Fumbles/ Ball Lost	34-23	22-13
Touchdowns	43	37
Rushing	18	12
Passing	19	21
Returns	6	4

Scoring	TD	Ru	Pa	Rt	PAT	FG	S	Pts
Cothren	0	0	0	0	42-42	14-25	0	84
Wilson	10	9	1	0	0-0	0-0	0	60
Shofner	8	0	8	0	0-0	0-0	0	48
Arnett	7	6	1	0	0-0	0-0	0	42
Clarke	5	0	4	1	0-0	0-0	0	30
Lundy	3	0	3	0	0-0	0-0	0	18
Phillips	2	0	2	0	0-0	0-0	0	12
Sherman	2	0	0	2	0-0	0-0	0	12
Wade	2	2	0	0	0-0	0-0	0	12
Daugherty	1	0	0	1	0-0	0-0	0	6
Marconi	1	1	0	0	0-0	0-0	0	6
Michaels	1	0	0	1	0-0	0-0	0	6
Morris	1	0	0	1	0-0	0-0	0	6
Holtzman	0	0	0	0	0-0	0-0	1	2
Rams	43	19	19	6	42-42	14-25	1	344
Opponents	37	12	21	4	35-37	7-21	0	278

Passing	Att.	Comp.	Yds.	Pct.	Yds./Att.	TD	TD%	Int.	Int%	LG	Sack-Lost	Rating
Wade	341	181	2875	53.1	8.43	18	5.3	22	6.5	93	n/a	72.2
Ryan	14	5	34	35.7	2.43	1	7.1	3	21.4	14	n/a	28.6
Shofner	1	0	0	0.0	0.00	0	0.0	0	0.0	0	n/a	39.6
Wilson	1	0	0	0.0	0.00	0	0.0	1	100.0	0	n/a	0.0
Arnett	1	0	0	0.0	0.00	0	0.0	0	0.0	0	n/a	39.6
Rams	358	186	2672	52.0	7.46	19	5.3	26	7.3	93	n/a-237	63.9
Opponents	381	188	2051	49.3	5.38	12	3.1	28	7.3	n/a	n/a-252	45.5

Rushing	No.	Yds.	Avg.	LG	TD
Arnett	133	683	5.1	57	6
Wilson	73	475	6.5	82t	9
Marconi	89	428	4.8	45	1
Wade	42	90	2.1	22	2
Ryan	5	45	9.0	12	0
Waller	3	13	4.3	7	0
Rams	345	1734	5.0	82t	18
Opponents	405	1777	4.4	n/a	12

Receiving	No.	Yds.	Avg.	LG	TD
Shofner	51	1097	21.5	92t	8
Phillips	35	524	15.0	93t	2
Arnett	35	494	14.1	75t	1
Lundy	25	396	15.8	32	3
Clarke	18	135	7.5	17t	4
Marconi	10	87	8.7	15	0
Wilson	9	101	11.2	38t	1
Waller	3	75	25.0	63	0
Rams	186	2909	14.4	93	19
Opponents	188	2303	12.3	n/a	12

Interceptions	No.	Yds.	Avg.	LG	TD
Burroughs	7	72	10.3	46	0
Morris	6	152	25.3	44t	1
Sherman	5	171	34.2	70t	2
J. Harris	4	51	12.8	14	0
Richter	3	26	8.7	16	0
Michaels	2	6	3.0	6t	1
Daugherty	1	12	12.0	12t	1
Rams	28	490	17.5	70t	5
Opponents	26	316	12.2	46	2

Punting	No.	Yds.	Avg.	LG	Blk.
Shofner	49	2018	41.2	62	0
C. Thomas	2	66	33.3	34	0
Rams	51	2084	40.9	62	0
Opponents	65	2466	37.9	n/a	n/a

Punt Returns	No.	Yds.	Avg.	LG	TD
Arnett	18	223	12.4	58	0
Waller	13	7	0.5	5	0
Morris	8	9	1.1	9	0
Sherman	1	0	0.0	0	0
Wilkins	1	0	0.0	0	0
Rams	41	239	5.8	58	0
Opponents	33	143	4.3	28	0

Kickoff Returns	No.	Yds.	Avg.	LG	TD
Arnett	16	331	20.7	32	0
Wilson	16	324	20.3	30	0
Waller	7	120	17.1	23	0
Morris	2	37	18.5	23	0
Fry	2	23	11.5	14	0
Rams	43	835	19.4	32	0
Opponents	53	1116	21.1	104t	1

COACH: SID GILLMAN

1957 (6-6) 4TH, WESTERN CONF.



DATE	W/L	Score	Opponent	Attend.
9/29	W	17-13	PHILADELPHIA	(62,506)
10/6	L	20-23	@ San Francisco	(59,637)
10/13	L	7-10	@ Detroit	(55,914)
10/20	L	26-34	@ Chicago Bears	(47,337)
10/27	W	35-17	DETROIT	(77,314)
11/3	L	10-16	CHICAGO BEARS	(80,456)
11/10	W	37-24	SAN FRANCISCO	(102,368)
11/17	W	31-27	@ Green Bay	(19,540)
11/24	L	31-45	@ Cleveland	(65,407)
12/1	L	14-31	@ Baltimore	(52,060)
12/8	W	42-17	GREEN BAY	(70,572)
12/15	W	37-21	BALTIMORE	(52,560)

	RAMS	OPP.
First Downs	235	216
Rushing	112	96
Passing	104	101
Penalty	19	19
Total Net Yards	4143	3725
Avg./Game	345.3	310.4
Total Plays	845	828
Avg./Play	4.9	4.5
Net Yards Rushing	2142	1845
Avg./Game	178.5	153.8
Total Rushes	474	440
Net Yards Passing	2001	1880
Avg./Game	166.8	156.7
Sacked-Yds. Lost	n/a-255	n/a-306
Gross Yards	2256	2186
Att-Comp-Int	296-144-23	301-153-14
Comp. %	48.6	50.8
Punts/Avg.	56-44.4	61-40.2
Penalties/Yards	60-580	49-516
Fumbles/ Ball Lost	24-14	24-11
Touchdowns	39	33
Rushing	15	15
Passing	21	15
Returns	3	3

Scoring	TD	Ru	Pa	Rt	PAT	FG	S	Pts
Cothren	0	0	0	0	38-39	11-19	0	71
Hirsch	6	0	6	0	0-0	0-0	0	36
Arnett	6	2	3	1	0-0	0-0	0	36
Marconi	4	3	1	0	0-0	0-0	0	24
Van Brocklin	4	4	0	0	0-0	0-0	0	24
Clarke	4	0	4	0	0-0	0-0	0	24
Wilson	4	3	1	0	0-0	0-0	0	24
Younger	3	3	0	0	0-0	0-0	0	18
Boyd	3	0	3	0	0-0	0-0	0	18
Lundy	3	0	3	0	0-0	0-0	0	18
Daugherty	1	0	0	1	0-0	0-0	0	6
Hauser	1	0	0	1	0-0	0-0	0	6
Rams	39	15	21	3	38-39	11-19	1	307
Opponents	33	15	15	3	33-33	15-26	1	278

Passing	Att.	Comp.	Yds.	Pct.	Yds./Att.	TD	TD%	Int.	Int%	LG	Sack-Lost	Rating
Van Brocklin	265	132	2105	49.8	7.94	20	7.5	21	7.9	70t	n/a	68.8
Wade	24	10	116	41.7	4.83	1	4.2	1	4.2	35	n/a	53.5
Waller	6	2	35	33.3	5.83	0	0.0	0	0.0	30	n/a	54.2
Younger	1	0	0	0.0	0.00	0	0.0	1	100.0	0	n/a	0.0
Rams	296	144	2256	48.6	6.76	21	7.1	23	7.8	70	n/a-255	65.7
Opponents	301	153	2186	50.8	7.26	15	5.0	14	4.7	n/a	n/a-306	71.9

Rushing	No.	Yds.	Avg.	LG	TD
Wilson	127	616	4.9	46	3
Marconi	104	481	4.6	31	3
Younger	96	401	4.2	29	3
Arnett	86	347	4.0	68	2
Waller	48	292	6.1	76	0
Hirsch	1	8	8.0	8	0
Wade	1	5	5.0	5	0
Van Brocklin	10	-4	-0.4	3	4
Clarke	1	-4	-4.0	-4	0
Rams	474	2142	4.5	76	15
Opponents	440	1845	4.2	n/a	15

Receiving	No.	Yds.	Avg.	LG	TD
Hirsch	32	477	14.9	45	6
Boyd	29	534	18.4	51	3
Clarke	23	442	19.2	70t	4
Arnett	18	322	17.9	66t	3
Marconi	16	171	10.7	61t	1
Younger	8	61	7.6	16	0
Wilson	7	95	13.6	19	1
Lundy	6	114	19.0	34t	3
Waller	5	40	8.0	17	0
Rams	144	2256	13.9	70t	21
Opponents	153	2186	14.3	n/a	15

Interceptions	No.	Yds.	Avg.	LG	TD
Richter	4	60	15.0	25	0
Burroughs	3	29	9.7	24	0
Shofner	2	27	13.5	15	0
Sherman	1	51	51.0	51	0
D. Daugherty	1	32	32.0	32t	1
Whittenton	1	31	31.0	31	0
B. Dougherty	1	6	6.0	6	0
Morris	1	0	0.0	0	0
Rams	14	236	16.9	51	1
Opponents	23	381	16.6	92t	1

Punting	No.	Yds.	Avg.	LG	Blk.
Van Brocklin	54	2392	44.3	71	0
Shofner	2	97	48.5	52	0
Rams	56	2489	44.4	71	0
Opponents	61	2455	40.2	n/a	n/a

Punt Returns	No.	Yds.	Avg.	LG	TD
Waller	16	33	2.1	24	0
Arnett	14	85	6.1	22	0
C. Taylor	3	41	13.7	28	0
Wilson	1	28	28.0	28	0
Burroughs	1	11	11.0	11	0
Sherman	1	0	0.0	0	0
Rams	36	198	5.5	28	0
Opponents	37	229	6.2	48	0

Kickoff Returns	No.	Yds.	Avg.	LG	TD
Arnett	18	504	28.0	98t	1
Waller	13	289	22.2	46	0
Wilson	11	290	26.4	35	0
Pardee	3	21	7.0	15	0
Putnam	2	11	5.5	11	0
Taylor	1	35	35.0	35	0
Lundy	1	0	0.0	0	0
Rams	49	1150	23.5	98t	1
Opponents	53	1268	23.9	99t	1

COACH: SID GILLMAN

1956 (4-8) 6TH, WESTERN CONF.



DATE	WL	Score	Opponent	Attend.
9/30	W	27-7	PHILADELPHIA	(54,412)
10/7	L	30-33	@ San Francisco	(54,589)
10/14	L	21-24	@ Detroit	(56,281)
10/21	L	17-42	@ Green Bay	(24,200)
10/28	L	17-42	DETROIT	(76,758)
11/4	L	24-35	CHICAGO BEARS	(69,894)
11/11	W	30-6	SAN FRANCISCO	(69,828)
11/18	L	21-30	@ Chicago Bears	(48,102)
11/25	L	21-56	@ Baltimore	(40,321)
12/2	L	13-30	@ Pittsburgh	(20,450)
12/9	W	21-7	BALTIMORE	(51,037)
12/16	W	49-21	GREEN BAY	(45,209)

	RAMS	OPP.
First Downs	227	224
Rushing	103	109
Passing	111	100
Penalty	13	15
Total Net Yards	4397	4106
Avg./Game	366.4	342.2
Total Plays	780	841
Avg./Play	5.2	4.9
Net Yards Rushing	1978	1944
Avg./Game	164.8	162.0
Total Rushes	384	473
Net Yards Passing	2419	2162
Avg./Game	201.6	180.2
Sacked-Yds. Lost	n/a-182	n/a-212
Gross Yards	2601	2374
Att-Comp-Int	329-170-28	290-156-18
Comp. %	51.7	53.8
Punts/Avg.	48-43.1	58-42.0
Penalties/Yards	57-583	62-512
Fumbles/ Ball Lost	32-18	13-8
Touchdowns	38	39
Rushing	15	21
Passing	18	17
Returns	5	1

Scoring	TD	Ru	Pa	Rt	PAT	FG	S	Pts
Richter	0	0	0	0	36-38	8-15	0	60
Boyd	7	0	7	0	0-0	0-0	0	42
Marconi	7	7	0	0	0-0	0-0	0	42
Hirsch	6	0	6	0	0-0	0-0	0	36
Clarke	4	0	4	0	0-0	0-0	0	24
Wade	3	3	0	0	0-0	0-0	0	18
Younger	3	3	0	0	0-0	0-0	0	18
Sherman	2	0	0	2	0-0	0-0	0	12
McFadin	1	0	0	1	0-0	1-4	0	9
Carey	1	0	1	0	0-0	0-0	0	6
Van Brocklin	1	1	0	0	0-0	0-0	0	6
Waller	1	1	0	0	0-0	0-0	0	6
Wilson	1	0	0	1	0-0	0-0	0	6
Whittenton	1	0	0	1	0-0	0-0	0	6
Rams	38	15	18	5	36-38	9-19	0	291
Opponents	39	21	17	1	37-39	12-20	0	307

Rushing	No.	Yds.	Avg.	LG	TD
Waller	83	543	6.5	46	1
Younger	114	518	4.5	33	3
Wilson	64	470	7.3	46	0
Marconi	75	298	4.0	23	7
Wade	26	93	3.6	33	3
Myers	6	33	5.5	12	0
Bukich	1	8	8.0	8	0
Van Brocklin41	0.3	1	1		
Boyd	1	-7	-7.0	7	0
Rams	384	1978	5.2	46	15
Opponents	473	1944	4.1	n/a	21

Receiving	No.	Yds.	Avg.	LG	TD
Clarke	36	650	18.1	60t	4
Hirsch	35	603	17.2	76t	6
Boyd	30	586	19.5	61t	7
Younger	18	268	14.9	54	0
Marconi	12	70	5.8	31	0
Miller	11	129	11.7	21	0
Waller	9	76	8.4	16	0
Wilson	6	86	14.3	34	0
Carey	5	60	12.0	18	1
Fears	5	49	9.8	18	0
Rams	170	2419	14.2	76	18
Opponents	156	2374	15.2	n/a	17

Interceptions	No.	Yds.	Avg.	LG	TD
Sherman	4	122	30.5	95t	1
Cason	4	63	15.8	29	0
Whittenton	3	83	27.7	32	1
Pitts	3	22	7.3	16	0
Burroughs	2	9	4.5	9	0
Fournet	1	29	29.0	29	0
Shiver	1	0	0.0	0	0
Rams	18	328	18.2	95t	2
Opponents	28	331	11.8	65	0

Punting	No.	Yds.	Avg.	LG	Blk.
Van Brocklin48	2070	43.1	72	0	
Rams	48	2070	43.1	72	0
Opponents	58	2435	42.0	n/a	n/a

Punt Returns	No.	Yds.	Avg.	LG	TD
Sherman	12	100	8.3	76t	1
Waller	14	65	4.6	15	0
Whittenton	10	21	2.1	10	0
Quinlan	4	41	10.3	n/a	0
Wilson	2	0	0.0	0	0
Myers	1	26	26.0	26	0
Rams	43	253	5.9	76t	1
Opponents	31	342	11.0	59	0

Kickoff Returns	No.	Yds.	Avg.	LG	TD
Wilson	15	477	31.8	103t	1
Waller	11	276	25.1	40	0
Whittenton	4	85	21.3	27	0
Boyd	4	62	15.5	23	0
Myers	3	57	19.0	21	0
Quinlan	3	37	12.3	n/a	0
Toogood	1	13	13.0	13	0
Richter	1	4	4.0	4	0
Panfil	1	0	0.0	0	0
Putnam	1	0	0.0	0	0
Rams	44	1011	23.0	103t	1
Opponents	52	1068	20.5	100t	1

Passing	Att.	Comp.	Yds.	Pct.	Yds./Att.	TD	TD%	Int.	Int%	LG	Sack-Lost	Rating
Wade	178	91	1461	51.1	8.21	10	5.6	13	7.3	76t	n/a	67.2
Van Brocklin	124	68	966	54.8	7.79	7	5.6	12	9.7	58t	n/a	59.5
Bukich	23	10	130	43.5	5.65	1	4.3	3	13.0	34	n/a	36.8
Waller	3	1	44	33.3	14.67	0	0.0	0	0.0	44	n/a	81.9
Wilson	1	0	0	0.0	0.00	0	0.0	0	0.0	0	n/a	39.6
Rams	329	170	2419	51.7	7.35	18	5.5	28	8.5	76t	n/a-182	58.6
Opponents	290	156	2374	53.8	8.18	17	5.9	18	6.2	n/a	n/a-212	74.7

COACH: SID GILLMAN

1955 (8-3-1) 1ST, WESTERN CONF.



DATE	WL	Score	Opponent	Attend.
9/25	W	23-14	@ San Francisco	(60,100)
10/2	W	27-26	PITTSBURGH	(45,816)
10/9	W	17-10	@ Detroit	(54,836)
10/16	L	28-30	@ Green Bay	(26,960)
10/23	W	24-13	DETROIT	(68,690)
10/30	L	20-31	CHICAGO BEARS	(69,587)
11/6	W	27-14	SAN FRANCISCO	(85,302)
11/13	L	3-24	@ Chicago Bears	(50,187)
11/20	T	17-17	@ Baltimore	(41,186)
11/27	W	23-21	@ Philadelphia	(31,648)
12/4	W	20-14	BALTIMORE	(37,024)
12/11	W	31-17	GREEN BAY	(90,535)
12/26*	L	14-38	CLEVELAND	(85,693)

* NFL Championship

	RAMS	OPP.
First Downs	233	245
Rushing	118	95
Passing	103	122
Penalty	12	28
Total Net Yards	4004	3933
Avg./Game	333.7	327.8
Total Plays	887	847
Avg./Play	4.3	4.6
Net Yards Rushing	1943	1624
Avg./Game	161.9	135.3
Total Rushes	451	423
Net Yards Passing	2061	2309
Avg./Game	171.8	192.4
Sacked-Yds. Lost	n/a-145	n/a-209
Gross Yards	2206	2518
Att-Comp-Int	344-175-18	351-193-31
Comp. %	50.9	55.0
Punts/Avg.	60-44.6	56-42.4
Penalties/Yards	64-612	50-430
Fumbles/ Ball Lost	23-10	20-15
Touchdowns	31	29
Rushing	17	10
Passing	9	18
Returns	5	1

Scoring	TD	Ru	Pa	Rt	PAT	FG	S	Pts
Richter	0	0	0	0	30-31	13-24	0	69
Waller	8	7	1	0	0-0	0-0	0	48
Younger	5	5	0	0	0-0	0-0	0	30
Boyd	3	0	3	0	0-0	0-0	0	18
Towler	3	3	0	0	0-0	0-0	0	18
Hirsch	2	0	2	0	0-0	0-0	0	12
Fears	2	0	2	0	0-0	0-3	0	12
Robustelli	2	0	0	2	0-0	0-0	0	12
Taylor	2	0	1	1	0-0	0-0	0	12
Quinlan	1	0	0	1	0-0	0-0	0	6
Morris	1	1	0	0	0-0	0-0	0	6
McCormick	1	1	0	0	0-0	0-0	0	6
Cason	1	0	0	1	0-0	0-0	0	6
McFadin	0	0	0	0	0-0	1-5	0	3
Griffin	0	0	0	0	0-0	0-0	1	2
Rams	31	17	9	5	30-31	14-32	1	258
Opponents	29	10	18	1	27-n/a	10-n/a	0	231

Passing	Att.	Comp.	Yds.	Pct.	Yds./Att.
Van Brocklin	272	144	1890	52.9	6.95
Wade	71	31	316	43.7	4.45
Waller	1	0	0	0.0	0.00
Rams	344	175	2206	50.9	5.99
Opponents	351	193	2518	55.0	7.17

Rushing	No.	Yds.	Avg.	LG	TD
Waller	151	716	4.7	55	7
Younger	138	644	4.7	54	5
Morris	40	148	3.7	22	1
Towler	43	137	3.2	14	3
Taylor	26	95	3.7	13	0
Quinlan	15	70	4.7	12	0
McCormick	16	66	4.1	14	1
Wade	11	43	3.9	14	0
Van Brocklin	11	24	2.2	9	0
Rams	451	1943	4.3	55	17
Opponents	423	1624	3.8	n/a	10

Receiving	No.	Yds.	Avg.	LG	TD
Fears	44	569	12.9	31	2
Hirsch	25	460	18.4	72t	2
Waller	24	228	9.5	30	1
Boyd	22	383	17.4	74t	3
Quinlan	19	245	12.9	46	0
Lewis	19	199	10.5	19	0
Taylor	7	47	6.7	17	1
Younger	6	51	8.5	13	0
Towler	6	25	4.2	11	0
McCormick	3	-1	0.3	4	0
Rams	175	2206	11.8	74t	9
Opponents	193	2518	13.0	n/a	9

Interceptions	No.	Yds.	Avg.	LG	TD
Sherman	11	101	9.2	36	0
Burroughs	9	103	11.4	34	0
Cason	5	41	8.2	25t	1
Taylor	2	55	27.5	55t	1
Richter	2	23	11.5	20	0
Griffin	1	20	20.0	20	0
Robustelli	1	10	10.0	10t	1
Rams	31	353	11.4	55t	3
Opponents	18	338	18.8	63	0

Punting	No.	Yds.	Avg.	LG	Blk.
Van Brocklin	60	2676	44.6	61	0
Rams	60	2676	44.6	61	0
Opponents	56	2373	42.4	n/a	n/a

Punt Returns	No.	Yds.	Avg.	LG	TD
Lewis	29	105	3.6	22	0
Waller	14	60	4.3	21	0
Quinlan	1	55	55.0	55t	1
Ellena	0	9	9.0	9	0
Rams	44	229	5.2	55t	1
Opponents	41	264	6.4	40	0

Kickoff Returns	No.	Yds.	Avg.	LG	TD
Lewis	20	450	22.5	32	0
Waller	17	461	27.1	39	0
McCormick	2	42	21.0	23	0
Lipscomb	2	32	16.0	17	0
Hauser	2	17	8.5	17	0
Toogood	1	11	11.0	11	0
Rams	44	1013	23.0	39	0
Opponents	35	690	19.7	42	0

TD	TD%	Int.	Int%	LG	Sack-Lost	Rating
8	3.1	15	5.7	74t	n/a	64.3
1	1.4	3	4.2	20	n/a	44.1
0	0.0	0	0.0	25	n/a	39.6
9	2.6	18	5.2	74t	n/a-145	58.1
18	2.6	31	8.8	n/a	n/a-209	49.5

COACH: HAMPTON POOL

1954 (6-5-1) 4TH, WESTERN CONF.



DATE	W/L	Score	Opponent	Attend.
9/26	W	48-0	@ Baltimore	(36,215)
10/3	T	24-24	SAN FRANCISCO	(93,621)
10/10	L	3-21	@ Detroit	(55,008)
10/17	L	17-35	@ Green Bay	(17,465)
10/24	W	42-38	CHICAGO BEARS	(48,204)
10/31	L	24-27	DETROIT	(74,315)
11/7	W	42-34	@ San Francisco	(58,958)
11/14	W	28-17	CHICAGO CARDINALS	(40,786)
11/21	W	17-16	@ New York Giants	(27,077)
11/28	L	13-24	@ Chicago Bears	(32,338)
12/4	L	21-22	BALTIMORE	(30,821)
12/12	W	35-27	GREEN BAY	(38,839)

	RAMS	OPP.
First Downs	255	240
Rushing	115	92
Passing	125	129
Penalty	15	19
Total Net Yards	5187	4182
Avg./Game	432.3	348.5
Total Plays	813	845
Avg./Play	6.4	4.9
Net Yards Rushing	2140	1615
Avg./Game	178.3	134.6
Total Rushes	432	368
Net Yards Passing	3047	2567
Avg./Game	253.9	213.9
Sacked-Yds. Lost	n/a-133	n/a-130
Gross Yards	3180	2697
Att-Comp-Int	321-171-23	393-219-23
Comp. %	53.3	55.7
Punts/Avg.	44-42.6	58-43.0
Penalties/Yards	77-757	63-605
Fumbles/ Ball Lost	27-18	18-6
Touchdowns	41	34
Rushing	24	14
Passing	15	16
Returns	2	4

Scoring	TD	Ru	Pa	Rt	PAT	FG	S	Pts
Towler	11	11	0	0	0-0	0-0	0	66
Richter	0	0	0	0	38-38	8-15	0	62
Younger	8	8	0	0	0-0	0-0	0	48
Boyd	6	0	6	0	0-0	0-0	0	36
Quinlan	6	4	2	0	0-0	0-0	0	36
Fears	3	0	3	0	1-1	0-0	0	19
Hirsch	3	0	3	0	0-0	0-0	0	18
Dwyer	1	0	0	1	0-0	0-0	0	6
Lewis	1	0	0	1	0-0	0-0	0	6
Robustelli	1	0	1	0	0-0	0-0	0	6
Wade	1	1	0	0	0-0	0-0	0	6
Carey	0	0	0	0	2-2	1-1	0	5
Rams	41	24	15	2	41-41	9-16	0	314
Opponents	34	14	16	4	33-34	16-26	0	285

Passing	Att.	Comp.	Yds.	Pct.	Yds./Att.	TD	TD%	Int.	Int%	LG	Sack-Lost	Rating
Van Brocklin	260	139	2637	53.5	10.14	13	5.0	21	8.1	80t	n/a	71.9
Wade	59	31	509	52.5	8.63	2	3.4	1	1.7	48	n/a	86.1
Quinlan	2	1	34	50.0	17.00	0	0.0	1	50.0	34	n/a	56.3
Rams	321	171	3180	53.3	9.49	15	4.7	23	7.2	80t	n/a-133	73.5
Opponents	393	219	2697	55.7	6.86	16	4.1	23	5.9	n/a	n/a-130	66.3

Rushing	No.	Yds.	Avg.	LG	TD
Younger	91	610	6.7	75t	8
Towler	149	599	4.0	24	11
Quinlan	82	490	6.0	35	4
Wade	28	190	6.8	35	1
McCormick	48	173	3.6	16	0
Lewis	26	72	2.8	18	0
Fears	1	10	10.0	10	0
Hirsch	1	6	6.0	6	0
Van Brocklin	6	-10	-1.7	5	0
Rams	432	2140	5.0	75t	24
Opponents	368	1615	4.4	n/a	14

Receiving	No.	Yds.	Avg.	LG	TD
Boyd	53	1212	22.9	80t	6
Fears	36	546	15.2	43	3
Hirsch	35	720	20.6	66	3
Quinlan	18	324	18.0	80t	2
Towler	10	127	12.7	36	0
Younger	8	76	9.5	21	0
Carey	5	49	9.8	13	0
McCormick	3	58	19.3	31	0
Lewis	2	19	9.5	12	0
Robustelli	1	49	49.0	49t	1
Rams	171	3180	17.8	80t	15
Opponents	219	2697	11.7	n/a	16

Interceptions	No.	Yds.	Avg.	LG	TD
Sherman	6	70	11.7	28	0
Doll	5	51	10.2	26	0
Dwyer	4	90	22.5	76t	1
Hughes	2	24	12.0	24	0
Richter	1	24	24.0	24	0
Hirsch	1	12	12.0	12	0
Toogood	1	3	3.0	3	0
Haynes	1	0	0.0	0	0
Miller	1	0	0.0	0	0
West	1	0	0.0	0	0
Rams	23	274	11.9	76	1
Opponents	23	293	12.7	34t	1

Punting	No.	Yds.	Avg.	LG	Blk.
Van Brocklin	44	1874	42.6	61	0
Rams	44	1874	42.6	61	0
Opponents	58	2492	43.0	n/a	n/a

Punt Returns	No.	Yds.	Avg.	LG	TD
Lewis	22	82	3.7	16	0
McCormick	7	8	1.1	5	0
Sherman	6	89	14.8	50	0
Dwyer	6	18	3.0	7	0
Quinlan	1	4	4.0	4	0
Doll	1	0	0.0	0	0
Hughes	1	0	0.0	0	0
Rams	44	201	4.6	50	0
Opponents	32	373	11.7	50	0

Kickoff Returns	No.	Yds.	Avg.	LG	TD
Lewis	34	836	24.6	88t	1
Sherman	6	130	21.7	38	0
Quinlan	4	69	17.3	23	0
Dwyer	3	65	21.7	33	0
McCormick	3	49	16.3	22	0
Dahms	2	23	11.5	15	0
Putnam	1	13	13.0	13	0
Toogood	1	11	11.0	11	0
Lipscomb	1	6	6.0	6	0
Robustelli	1	0	0.0	0	0
Rams	56	1202	21.5	88t	1
Opponents	46	1058	23.0	42	0

COACH: HAMPTON POOL

1953 (8-3-1) 3RD, WESTERN CONF.



DATE	W/L	Score.....	Opponent	Attend.
9/27	W	21-7	NEW YORK	(49,579)
10/4	L	30-31	@ San Francisco	(43,922)
10/11	W	38-20	@ Green Bay	(23,353)
10/18	W	31-19	@ Detroit	(55,772)
10/25	W	38-24	CHICAGO BEARS	(49,546)
11/1	W	37-34	DETROIT	(93,751)
11/8	L	27-31	SAN FRANCISCO	(85,865)
11/15	T	24-24	@ Chicago Cardinals	(26,674)
11/22	W	21-13	@ Baltimore	(27,268)
11/29	L	21-24	@ Chicago Bears	(31,626)
12/5	W	45-2	BALTIMORE	(26,656)
12/12	W	33-17	GREEN BAY	(23,069)

	RAMS	OPP.
First Downs	214	194
Rushing	105	91
Passing	104	92
Penalty	5	11
Total Net Yards	4713	3452
Avg./Game	392.8	287.7
Total Plays	835	839
Avg./Play	5.6	4.1
Net Yards Rushing	2148	1570
Avg./Game	179.0	130.8
Total Rushes	426	375
Net Yards Passing	2565	1882
Avg./Game	213.8	156.8
Sacked-Yds. Lost	n/a-107	n/a-299
Gross Yards	2672	2281
Att-Comp-Int	324-173-18	366-161-30
Comp. %	53.4	44.0
Punts/Avg.	60-42.2	75-40.5
Penalties/Yards	73-597	51-465
Fumbles/ Ball Lost	32-22	22-13
Touchdowns	48	29
Rushing	23	10
Passing	19	15
Returns	6	4

Scoring	TD	Ru	Pa	Rt	PAT	FG	S	Pts
Agajanian	0	0	0	0	36-37	10-24	0	66
Younger	9	8	1	0	0-0	0-0	0	54
Towler	8	7	1	0	0-0	0-0	0	48
Quinlan	6	4	2	0	0-0	0-0	0	36
Fears	4	0	4	0	5-6	1-1	0	32
Hirsch	4	0	4	0	4-5	0-0	0	28
Boyd	4	0	4	0	0-0	0-0	0	24
Myers	3	3	0	0	0-0	0-0	0	18
V. Smith	3	0	3	0	0-0	0-0	0	18
Lane	2	0	0	2	0-0	0-0	0	12
Lewis	2	0	0	2	0-0	0-0	0	12
Bukich	1	1	0	0	0-0	0-0	0	6
Dwyer	1	0	0	1	0-0	0-0	0	6
Rich	1	0	0	1	0-0	0-0	0	6
Rams	48	23	19	6	45-48	11-25	0	366
Opponents	29	10	15	4	27-28	11-23	1	236

Rushing	No.	Yds.	Avg.	LG	TD
Towler	152	879	5.8	73	7
Quinlan	97	705	7.3	74	4
Younger	84	350	4.2	39	8
Myers	40	124	3.1	31	3
McCormick	20	29	1.5	8	0
Bukich	14	28	2.0	17	1
V. Smith	8	26	3.3	21	0
Van Brocklin	8	11	1.4	6	0
Lewis	2	2	1.0	5	0
Hirsch	1	-6	-6.0	-6	0
Rams	426	2148	5.0	74	23
Opponents	375	1570	4.2	n/a	10

Receiving	No.	Yds.	Avg.	LG	TD
Hirsch	61	941	15.4	70	4
Boyd	24	548	22.8	70	4
Fears	23	278	12.1	31	4
Younger	20	259	13.0	48	1
Quinlan	17	260	15.3	59	2
Towler	11	125	11.4	49	1
V. Smith	6	151	25.2	54	3
McCormick	5	72	14.4	20	0
Myers	4	13	3.3	9	0
Hecker	2	25	12.5	16	0
Rams	173	2672	15.4	70	19
Opponents	161	2281	14.3	n/a	15

Interceptions	No.	Yds.	Avg.	LG	TD
Hecker	7	91	13.0	24	0
Lewis	7	87	12.4	45	1
Rich	3	95	31.7	53	1
Paul	3	50	16.7	32	0
Lane	3	9	3.0	8	0
Dwyer	2	31	15.5	31	1
Boyd	1	35	35.0	35	0
West	1	10	10.0	10	0
Svare	1	9	9.0	9	0
Toogood	1	0	0.0	0	0
McFadin	1	0	0.0	0	0
Rams	30	417	13.9	53	3
Opponents	18	373	20.7	92t	2

Punting	No.	Yds.	Avg.	LG	Bik.
Van Brocklin	60	2529	42.2	57	0
Rams	60	2529	42.2	57	0
Opponents	75	3036	40.5	n/a	n/a

Punt Returns	No.	Yds.	Avg.	LG	TD
Lewis	35	267	7.6	78	1
V. Smith	12	30	2.5	21	0
Boyd	5	26	5.2	13	0
McCormick	2	2	1.0	2	0
Myers	1	1	1.0	1	0
Rams	55	326	5.9	78	1
Opponents	45	356	7.9	52	0

Kickoff Returns	No.	Yds.	Avg.	LG	TD
Lewis	32	830	25.9	69	0
McCormick	5	134	26.8	44	0
Boyd	3	42	14.0	21	0
V. Smith	2	44	22.0	26	0
Quinlan	2	38	19.0	22	0
Younger	1	24	24.0	24	0
Toogood	1	19	19.0	19	0
McFadin	1	5	5.0	5	0
H. Thompson	1	0	0.0	0	0
Rams	48	1136	23.7	69	0
Opponents	59	1600	27.1	85	0

Passing	Att.	Comp.	Yds.	Pct.	Yds./Att.	TD	TD%	Int.	Int%	LG	Sack-Lost	Rating
Van Brocklin	286	156	2393	54.5	8.37	19	6.6	14	4.9	70	n/a	84.1
Bukich	32	14	169	43.8	5.28	0	0.0	3	9.4	30	n/a	21.0
Quinlan	4	2	60	50.0	15.00	0	0.0	1	25.0	40	n/a	56.3
V. Smith	2	1	50	50.0	25.00	0	0.0	0	0.0	50	n/a	95.8
Rams	324	173	2672	53.4	7.92	19	5.9	18	5.6	70	n/a-107	77.3
Opponents	366	161	2281	44.0	6.23	15	4.1	30	8.2	n/a	n/a-399	44.2

COACH: JOE STYDAHAR (1), HAMPTON POOL (11)

1952 (9-3) 2ND, WESTERN CONF.



DATE	W/L	Score	Opponent	Attend.
9/28	L	7-37	@ Cleveland	(57,832)
10/3	L	14-17	DETROIT	(42,743)
10/12	W	30-28	@ Green Bay	(21,693)
10/19	L	16-24	@ Detroit	(40,152)
10/26	W	31-7	CHICAGO BEARS	(43,574)
11/2	W	42-20	DALLAS	(30,702)
11/9	W	27-6	@ Dallas	(10,000)
11/16	W	40-24	@ Chicago Bears	(40,737)
11/23	W	35-9	SAN FRANCISCO	(77,698)
11/30	W	34-21	@ San Francisco	(48,731)
12/7	W	45-27	GREEN BAY	(49,822)
12/14	W	28-14	PITTSBURGH	(74,130)
12/21*	L	21-31	@ Detroit	(47,645)

* Conference Playoff

	RAMS	OPP.
First Downs	205	212
Rushing	92	93
Passing	102	97
Penalty	11	22
Total Net Yards	4249	3865
Avg./Game	354.0	322.1
Total Plays	870	924
Avg./Play	4.9	4.2
Net Yards Rushing	1811	1613
Avg./Game	150.9	134.4
Total Rushes	411	441
Net Yards Passing	2438	2252
Avg./Game	203.1	187.7
Sacked-Yds. Lost	n/a-146	n/a-369
Gross Yards	2584	2621
Att-Comp-Int	329-167-31	360-161-38
Comp. %	50.8	44.7
Punts/Avg.	59-42.8	66-42.8
Penalties/Yards	100-891	77-746
Fumbles/ Ball Lost	32-17	26-18
Touchdowns	45	31
Rushing	18	10
Passing	17	18
Returns	10	3

Scoring	TD	Ru	Pa	Rt	PAT	FG	S	Pts
Waterfield	1	1	0	0	44-45	11-18	0	83
Towler	10	10	0	0	0-0	0-0	0	60
V. Smith	6	3	3	0	0-0	0-0	0	36
Fears	6	0	6	0	0-0	0-0	0	36
Hirsch	4	0	4	0	0-0	0-0	0	24
Quinlan	3	1	2	0	0-0	0-0	0	18
Carey	2	0	1	1	0-0	0-0	0	12
Lewis	2	0	0	2	0-0	0-0	0	12
Dwyer	2	0	0	2	0-0	0-0	0	12
Robustelli	2	0	0	2	0-0	0-0	0	12
Lane	2	0	0	2	0-0	0-0	0	12
Younger	1	1	0	0	0-0	0-0	0	6
Myers	1	1	0	0	0-0	0-0	0	6
Casner	1	0	0	1	0-0	0-0	0	6
Rich	1	0	0	1	0-0	0-0	0	6
Barry	1	0	1	0	0-0	0-1	0	6
Rams	45	18	17	10	44-45	11-19	0	349
Opponents	31	10	18	3	28-29	6-16	0	234

Passing	Att.	Comp.	Yds.	Pct.	Yds./Att.	TD	TD%	Int.	Int%	LG	Sack-Lost	Rating
Van Brocklin	205	113	1736	55.1	8.47	14	6.8	17	8.3	84	n/a	71.5
Waterfield	109	51	655	46.8	6.01	3	2.8	11	11.0	63	n/a	35.7
Klosterman	10	3	47	30.0	4.70	0	0.0	3	30.0	30	n/a	7.1
Quinlan	4	0	0	0.0	0.00	0	0.0	0	0.0	0	n/a	39.6
V. Smith	1	0	0	0.0	0.00	0	0.0	0	0.0	0	n/a	39.6
Rams	329	167	2438	50.8	6.97	17	5.2	31	9.4	84	n/a-146	53.2
Opponents	360	161	2621	44.7	7.28	18	5.0	38	10.6	n/a	n/a-369	46.8

Rushing	No.	Yds.	Avg.	LG	TD
Towler	156	894	5.7	44	10
Younger	63	331	5.3	38	1
Quinlan	52	224	4.3	36	1
V. Smith	57	133	2.3	20	3
Lewis	19	114	6.0	51	0
Myers	27	82	3.0	14	1
J. Williams	11	65	5.9	26	0
Fears	1	0	0.0	0	0
Barry	2	-1	-0.5	4	0
Van Brocklin	7	-10	-1.4	9	0
Waterfield	9	-14	-1.6	19	1
Klosterman	1	-9	-9.0	-9	1
Rams	411	1811	4.4	51	17
Opponents	441	1613	3.7	n/a	10

Receiving	No.	Yds.	Avg.	LG	TD
Fears	48	600	12.5	36	6
Carey	36	539	15.0	61	1
Hirsch	25	590	23.6	84	4
V. Smith	16	254	15.9	56	3
Quinlan	14	265	18.9	80	2
Younger	12	73	6.1	12	0
Towler	11	68	6.2	13	0
Barry	2	43	21.5	25	1
Myers	2	1	0.5	3	0
Waterfield	1	5	5.0	5	0
Rams	167	2438	14.6	84	17
Opponents	161	2621	16.3	n/a	18

Interceptions	No.	Yds.	Avg.	LG	TD
Lane	14	298	21.3	80	2
Rich	8	201	25.1	97	1
Dwyer	4	48	12.0	23	0
J. Williams	4	41	10.3	22	0
Paul	2	40	20.0	30	0
Younger	2	0	0.0	0	0
Hecker	1	50	50.0	50	0
Lewis	1	20	20.0	20	0
Robustelli	1	14	14.0	14	1
Brink	1	0	0.0	0	0
Rams	38	712	18.7	97	4
Opponents	31	518	16.7	66t	3

Punting	No.	Yds.	Avg.	LG	Blk.
Van Brocklin	29	1251	43.1	66	0
Waterfield	30	1275	42.5	59	0
Rams	59	2526	42.8	66	0
Opponents	66	2827	42.8	n/a	n/a

Punt Returns	No.	Yds.	Avg.	LG	TD
Lewis	19	351	18.5	82	2
Quinlan	14	167	11.9	38	0
J. Williams	1	9	9.0	9	0
Towler	1	0	0.0	0	0
Rich	1	0	0.0	0	0
V. Smith	2	0	0.0	0	0
Rams	38	527	13.9	82	2
Opponents	22	178	8.1	18	0

Kickoff Returns	No.	Yds.	Avg.	LG	TD
Quinlan	17	440	25.9	56	0
Lewis	16	345	21.6	47	0
V. Smith	5	158	31.6	55	0
Towler	1	9	9.0	9	0
West	1	0	0.0	0	0
Rams	40	967	24.2	56	0
Opponents	48	1149	23.9	46	0

COACH: JOE STYDAHAR

1951 (8-4) 1ST, WESTERN CONF.



DATE	W/L	Score	Opponent	Attend.
9/28	W	54-14	@ New York Yankees	(30,315)
10/7	L	23-38	CLEVELAND	(67,186)
10/14	W	27-21	@ Detroit	(50,567)
10/21	W	28-0	@ Green Bay	(21,393)
10/28	L	17-44	@ San Francisco	(49,538)
11/4	W	23-16	SAN FRANCISCO	(54,346)
11/11	W	45-21	CHICAGO CARDINALS	(29,995)
11/18	W	48-21	NEW YORK YANKEES	(34,717)
11/25	L	21-31	@ Washington	(26,307)
12/2	W	42-17	@ Chicago Bears	(50,286)
12/9	L	22-24	DETROIT	(52,937)
12/16	W	42-14	GREEN BAY	(23,698)
12/23*	W	24-17	CLEVELAND	(57,522)

* NFL Championship

	RAMS	OPP.
First Downs	272	231
Rushing	114	125
Passing	130	84
Penalty	28	22
Total Net Yards	5409	3879
Avg./Game	450.8	323.3
Total Plays	925	950
Avg./Play	5.8	4.1
Net Yards Rushing	2210	2206
Avg./Game	184.2	183.8
Total Rushes	426	478
Net Yards Passing	3199	1673
Avg./Game	266.6	139.4
Sacked-Yds. Lost	n/a-97	n/a-319
Gross Yards	3296	1992
Att-Comp-Int	373-189-22	329-140-19
Comp. %	50.7	42.6
Punts/Avg.	52-41.5	75-40.9
Penalties/Yards	94-813	107-1028
Fumbles/ Ball Lost	22-15	26-10
Touchdowns	51	35
Rushing	23	17
Passing	26	13
Returns	2	5

Scoring	TD	Ru	Pa	Rt	PAT	FG	S	Pts
Hirsch	17	0	17	0	0-1	0-0	0	102
Waterfield	3	3	0	0	41-43	13-23	0	98
Hoerner	7	6	1	0	0-0	0-0	0	42
Towler	6	6	0	0	0-0	0-0	0	36
Fears	3	0	3	0	6-7	0-0	0	24
J. Williams	4	3	0	1	0-0	0-0	0	24
V. Smith	2	1	1	0	0-0	0-0	0	12
Van Brocklin	2	2	0	0	0-0	0-0	0	12
G. Davis	2	1	1	0	0-0	0-0	0	12
Kalmanir	2	0	1	1	0-0	0-0	0	12
Younger	1	1	0	0	0-0	0-0	0	6
Hecker	1	0	1	0	0-0	0-1	0	6
Boyd	1	0	1	0	0-0	0-0	0	6
Rams	51	23	26	2	47-51	13-24	0	392
Opponents	35	17	13	5	33-35	6-12	0	279

Passing	Att.	Comp.	Yds.	Pct.	Yds./Att.
Waterfield	176	88	1566	50.0	8.90
Van Brocklin	194	100	1725	51.5	8.89
G. Davis	2	1	5	50.0	2.50
Keane	1	0	0	0.0	0.00
Rams	373	189	3296	50.7	8.84
Opponents	329	140	1992	42.6	6.10

Rushing	No.	Yds.	Avg.	LG	TD
Towler	126	854	6.8	79	6
Hoerner	94	569	6.1	43	6
Younger	36	223	6.2	24	1
G. Davis	64	200	3.1	23	1
V. Smith	52	143	2.8	31	1
J. Williams	21	106	5.0	32	2
Kalmanir	16	61	3.8	23	0
Waterfield	9	49	5.4	25	3
Hirsch	1	3	3.0	3	0
Van Brocklin	7	2	0.3	4	2
Rams	426	2210	5.2	79	23
Opponents	478	2206	4.6	n/a	17

Receiving	No.	Yds.	Avg.	LG	TD
Hirsch	66	1495	22.7	91	17
Fears	32	528	16.5	54	3
V. Smith	16	278	17.4	67	1
Towler	16	257	16.1	46	0
Keane	12	133	11.1	21	0
Boyd	9	128	14.2	28	1
Hoerner	8	102	12.8	21	1
G. Davis	8	90	11.3	21	1
Kalmanir	6	91	15.2	38	1
Younger	5	72	14.4	52	0
J. Williams	5	49	9.8	13	0
Hecker	4	35	8.8	20	1
M. Johnson	2	38	19.0	28	0
Rams	189	3296	17.4	91	26
Opponents	140	1992	14.2	n/a	13

Interceptions	No.	Yds.	Avg.	LG	TD
Hecker	3	74	24.7	36	0
J. Williams	3	53	17.7	21	1
Lewis	3	34	11.3	20	0
Rich	3	11	3.7	6	0
Boyd	2	3	1.5	3	0
Keane	2	2	1.0	2	0
Paul	1	16	16.0	16	0
Younger	1	0	0.0	0	0
Toogood	1	0	0.0	0	0
Rams	19	193	10.2	36	1
Opponents	22	313	14.2	36	1

Punting	No.	Yds.	Avg.	LG	Blk.
Van Brocklin	48	1992	41.5	62	1
Waterfield	4	166	41.5	52	0
Rams	52	2158	41.5	62	1
Opponents	75	3064	40.9	n/a	n/a

Punt Returns	No.	Yds.	Avg.	LG	TD
V. Smith	12	139	11.6	37	0
G. Davis	15	85	5.7	31	0
Kalmanir	5	86	17.2	67	1
J. Williams	4	22	5.5	11	0
Lewis	1	12	12.0	12	0
Rams	37	344	9.3	67	1
Opponents	33	365	11.1	79	3

Kickoff Returns	No.	Yds.	Avg.	LG	TD
G. Davis	9	179	19.9	33	0
V. Smith	15	274	18.3	26	0
J. Williams	6	133	22.2	28	0
Kalmanir	6	120	20.0	32	0
Lewis	4	67	16.8	24	0
Hoerner	1	22	22.0	22	0
Simensen	1	13	13.0	13	0
Towler	1	10	10.0	10	0
Collier	1	8	8.0	8	0
Rams	44	826	18.8	36	0
Opponents	54	1478	27.2	49	0

TD	TD%	Int.	Int%	LG	Sack-Lost	Rating
13	7.4	10	5.9	91	n/a	81.8
13	6.7	11	5.7	81	n/a	80.8
0	0.0	0	0.0	5	n/a	56.3
0	0.0	1	100.0	0	n/a	0.0
26	7.0	22	5.9	91	n/a-97	79.8
13	4.0	19	5.8	n/a	n/a-319	51.9

COACH: JOE STYDAHAR

1950 (9-3) 1ST, WESTERN CONF.



DATE	WL	Score	Opponent	Attend.
9/17	L	20-24	CHICAGO BEARS	(21,000)
9/22	W	45-28	NEW YORK YANKEES	(23,768)
10/1	W	35-14	@ San Francisco	(27,262)
10/8	L	20-56	@ Philadelphia	(24,134)
10/15	W	30-28	@ Detroit	(35,589)
10/22	W	70-27	BALTIMORE	(16,026)
10/29	W	65-24	DETROIT	(27,475)
11/5	W	28-21	SAN FRANCISCO	(33,234)
11/12	W	45-14	@ Green Bay (Mil.)	(20,456)
11/19	W	43-35	@ New York Yankees	(42,673)
11/26	L	14-24	@ Chicago Bears	(43,678)
12/3	W	51-14	GREEN BAY	(39,323)
12/17*	W	24-14	CHICAGO BEARS	(83,501)
12/24**	L	28-30	@ Cleveland	(29,751)

* Conference Playoff
** NFL Championship

	RAMS	OPP.
First Downs	278	217
Rushing	112	113
Passing	142	88
Penalty	24	16
Total Net Yards	5240	4453
Avg./Game	436.7	371.1
Total Plays	992	950
Avg./Play	5.3	4.7
Net Yards Rushing	1711	1882
Avg./Game	142.6	156.8
Total Rushes	404	431
Net Yards Passing	3529	2279
Avg./Game	294.1	189.9
Sacked-Yds. Lost	n/a-180	n/a-297
Gross Yards	3709	2576
Att-Comp-Int	453-253-27	385-165-31
Comp. %	55.8	42.9
Punts/Avg.	63-40.5	72-39.3
Penalties/Yards	110-1038	93-859
Fumbles/ Ball Lost	30-17	31-15
Touchdowns	64	43
Rushing	28	12
Passing	31	26
Returns	5	5

	TD	Ru	Pa	Rt	PAT	FG	S	Pts
Waterfield	1	1	0	0	54-58	7-14	0	81
Hoerner	11	10	1	0	0-0	0-0	0	66
V. Smith	8	1	4	3	0-0	0-0	0	48
Hirsch	7	0	7	0	5-5	0-0	0	47
Fears	7	0	7	0	0-0	0-0	0	42
G. Davis	7	3	4	0	0-0	0-0	0	42
Towler	6	6	0	0	0-0	0-0	0	36
Boyd	4	0	4	0	0-0	0-0	0	24
J. Williams	2	1	1	0	0-0	0-0	0	12
Barry	2	2	0	0	0-0	0-0	0	12
Younger	2	2	0	0	0-0	0-0	0	12
Reinhard	1	0	1	0	0-0	0-0	0	6
Van Brocklin	1	1	0	0	0-0	0-0	0	6
Pasquariello	1	1	0	0	0-0	0-0	0	6
Keane	1	0	0	1	0-0	0-0	0	6
Lewis	1	0	0	1	0-0	0-0	0	6
Team	0	0	0	0	0-1	0-0	0	0
Rams	64	28	31	5	59-64	7-14	0	466
Opponents	43	12	26	5	42-43	3-13	0	309

	Att.	Comp.	Yds.	Pct.	Yds./Att.	TD	TD%	Int.	Int%	LG	Sack-Lost	Rating
Van Brocklin	233	127	2061	54.5	8.85	18	7.7	14	6.0	58	n/a	85.1
Waterfield	213	122	1540	57.3	7.23	11	5.2	13	6.1	72	n/a	71.7
G. Davis	5	3	97	60.0	19.40	2	40.0	0	0.0	58	n/a	143.8
V. Smith	1	1	11	100.0	11.00	0	0.0	0	0.0	11	n/a	112.5
Hirsch	1	0	0	0.0	0.00	0	0.0	0	0.0	0	n/a	39.6
Rams	453	253	3709	55.8	8.18	31	6.8	27	6.0	72	n/a-180	80.7
Opponents	385	165	2873	42.9	7.46	26	6.8	31	8.1	n/a	n-a-297	57.9

	No.	Yds.	Avg.	LG	TD
Rushing					
G. Davis	88	416	4.7	55	3
Hoerner	95	381	4.0	64	10
V. Smith	51	250	4.0	25	1
Barry	50	231	3.4	28	2
Towler	46	130	2.8	34	6
J. Williams	13	108	8.3	38	1
Kalmanir	20	83	4.2	33	0
Van Brocklin	15	22	1.5	16	1
Pasquariello	7	31	4.4	14	1
Younger	8	28	3.5	6	2
Waterfield	8	14	1.8	13	1
Hirsch	2	19	9.5	15	0
Boyd	1	-2	-2.0	-2	0
Rams	404	1711	4.2	64	28
Opponents	431	1882	4.4	n/a	12

	No.	Yds.	Avg.	LG	TD
Receiving					
Fears	84	1116	13.3	53	7
G. Davis	42	592	14.1	50	4
Hirsch	42	687	16.4	58	7
Hoerner	26	446	17.2	48	1
V. Smith	16	279	17.4	67	4
Boyd	9	220	24.4	72	4
Towler	8	63	7.9	17	0
Barry	7	122	17.4	24	0
Kalmanir	5	58	11.6	41	1
Champagne	4	52	13.0	21	1
J. Williams	4	21	5.3	11	1
Smyth	2	10	5.0	6	0
Keane	1	19	19.0	19	0
Reinhard	1	11	11.0	11	1
Bouley	1	11	11.0	11	0
Pasquariello	1	2	2.0	2	0
Rams	253	3709	14.6	72	31
Opponents	165	2873	15.6	n/a	26

	No.	Yds.	Avg.	LG	TD
Interceptions					
Lewis	12	275	22.9	36	0
Keane	6	50	8.3	25	1
Hirsch	4	28	7.0	23	0
J. Williams	3	39	13.0	23	0
Paul	3	44	14.7	32	0
Vasicek	1	52	52.0	52	0
Naumetz	1	13	13.0	13	0
Sims	1	5	5.0	5	0
Huffman	0	6	--	6	0
Rams	31	512	16.5	52	1
Opponents	27	294	10.9	37	3

	No.	Yds.	Avg.	LG	Blk.
Punting					
Waterfield	52	2087	40.1	61	2
Van Brocklin	11	466	42.4	51	0
Rams	63	2553	40.5	61	2
Opponents	72	2833	39.3	n/a	n/a

	No.	Yds.	Avg.	LG	TD
Punt Returns					
V. Smith	22	218	9.9	30	0
Kalmanir	13	116	8.9	23	0
J. Williams	6	35	5.8	15	0
G. Davis	3	24	8.0	14	0
Lewis	1	0	0.0	0	0
Rams	45	393	8.7	30	0
Opponents	28	394	14.1	48	0

	No.	Yds.	Avg.	LG	TD
Kickoff Returns					
V. Smith	22	742	33.7	97	3
Kalmanir	13	358	27.5	44	0
G. Davis	8	167	20.9	29	0
Towler	5	47	9.4	15	0
Lewis	2	47	23.5	27	0
Vasicek	2	30	15.0	19	0
Finlay	2	14	7.0	13	0
Pasquariello	1	14	14.0	14	0
Stephenson	1	5	5.0	5	0
Rams	56	1424	25.4	97	3
Opponents	48	1411	29.4	97t	2

COACH: CLARK SHAUGHNESSY

1949 (8-2-2) 1ST, WESTERN CONF.



DATE	W/L	Score	Opponent	Attend.
9/23	W	27-24DETROIT	(17,878)
10/2	W	48-7@ Green Bay	(24,308)
10/9	W	31-6 @ Chicago Bears	(42,124)
10/16	W	21-10 @ Detroit	(19,839)
10/23	W	35-7GREEN BAY	(37,546)
10/30	W	27-24CHICAGO BEARS	(86,080)
11/6	L	14-38 @ Philadelphia	(38,230)
11/13	T	7-7 @ Pittsburgh	(20,510)
11/20	T	28-28 @ Chicago Cardinals	(34,100)
11/27	W	42-20	NEW YORK BULLDOGS	(38,052)
12/4	L	27-31 CHICAGO CARDINALS	(74,673)
12/11	W	53-27WASHINGTON	(44,899)
12/18*	L	0-14PHILADELPHIA	(27,980)

* NFL Championship

	RAMS	OPP.
First Downs	245	213
Rushing	103	101
Passing	125	92
Penalty	17	20
Total Net Yards	4415	3490
Avg./Game	367.9	290.8
Total Plays	924	926
Avg./Play	4.8	3.8
Net Yards Rushing	1732	1679
Avg./Game	144.3	139.9
Total Rushes	445	472
Net Yards Passing	2674	1811
Avg./Game	222.8	150.9
Sacked-Yds. Lost	n/a-145	n/a-273
Gross Yards	2819	2084
Att-Comp-Int	366-192-27	335-144-30
Comp. %	52.5	43.0
Punts/Avg.	52-44.4	68-44.2
Penalties/Yards	83-795	72-676
Fumbles/ Ball Lost	29-18	30-18
Touchdowns	48	32
Rushing	17	14
Passing	23	16
Returns	8	2

Scoring	TD	Ru	Pa	Rt	PAT	FG	S	Pts
Waterfield	1	1	0	0	43-45	9-16	0	76
Fears	9	0	9	0	0-0	0-0	0	54
Hoerner	6	6	0	0	0-0	0-0	0	36
Hirsch	6	1	4	1	0-0	0-0	0	36
Shaw	6	0	6	0	0-0	0-0	0	36
Gehrke	5	2	2	1	2-3	0-1	0	32
V. Smith	4	2	1	1	0-0	0-0	0	24
J. Williams	4	3	0	1	0-0	0-0	0	24
Cowhig	2	1	0	1	0-0	0-0	0	12
Kalmanir	2	1	0	1	0-0	0-0	0	12
Curri van	1	0	1	0	0-0	0-0	0	6
Hubbell	1	0	0	1	0-0	0-0	0	6
Sims	1	0	0	1	0-0	0-0	0	6
Rams	48	17	23	8	45-48	9-17	0	360
Opponents	32	14	16	2	30-32	5-13	0	239

Passing	Att.	Comp.	Yds.	Pct.	Yds./Att.	TD	TD%	Int.	Int%	LG	Sack-Lost	Rating
Waterfield	296	154	2168	52.0	7.32	17	5.7	24	8.1	71	n/a	61.3
Van Brocklin	58	32	601	55.2	10.36	6	10.3	2	3.4	51	n/a	111.4
Thomason	12	6	50	50.0	4.17	0	0.0	1	8.3	11	n/a	26.4
Rams	366	192	2819	52.5	7.70	23	6.3	27	7.4	71	n/a-145	68.1
Opponents	335	144	2084	43.0	6.22	16	4.8	30	9.0	n/a	n/a-273	42.4

Rushing	No.	Yds.	Avg.	LG	TD
Hoerner	155	582	3.8	37	6
Hirsch	68	287	4.2	51	1
Gehrke	58	203	3.5	53	2
Kalmanir	29	218	7.5	51	1
Younger	52	191	3.7	16	0
V. Smith	40	112	2.9	26	2
J. Williams	19	103	5.4	18	3
Cowhig	10	32	3.2	8	1
Agler	4	7	1.8	4	0
Waterfield	5	-4	-0.8	5	1
Van Brocklin	4	-1	-0.3	2	0
Fears	1	-3	-3.0	-3	0
Rams	445	1732	3.9	53	17
Opponents	472	1679	3.6	n/a	14

Receiving	No.	Yds.	Avg.	LG	TD
Fears	77	1013	13.2	51	9
Shaw	29	535	18.4	71	6
Hirsch	22	326	14.8	48	4
Hoerner	17	213	12.5	29	0
Gehrke	9	140	15.6	42	2
Younger	7	119	17.0	33	0
J. Williams	7	102	14.6	42	0
V. Smith	5	63	12.6	24	1
Keane	4	70	17.5	44	0
Zilly	3	35	11.7	14	0
Curri van	3	78	26.0	40	1
Hubbell	3	32	10.7	12	0
Huffman	2	36	18.0	23	0
Kalmanir	2	36	18.0	23	0
Smyth	2	21	10.5	14	0
Rams	192	2819	14.7	71	23
Opponents	144	2084	14.5	n/a	16

Interceptions	No.	Yds.	Avg.	LG	TD
Sims	9	78	8.7	27	1
J. Williams	5	42	8.4	25	1
Curri van	5	31	6.2	16	0
Cowhig	4	62	15.5	26	1
Hirsch	2	55	27.5	32	0
Lazetich	2	47	23.5	29	0
Paul	2	23	11.5	19	0
Hubbell	1	21	21.0	21	1
Rams	30	359	12.0	32	4
Opponents	27	229	8.5	n/a	1

Punting	No.	Yds.	Avg.	LG	Blk.
Waterfield	49	2177	44.4	61	1
Van Brocklin	2	91	45.5	46	0
Hoerner	1	43	43.0	43	0
Rams	52	2311	44.4	61	1
Opponents	68	3005	44.2	n/a	n/a

Punt Returns	No.	Yds.	Avg.	LG	TD
V. Smith	27	427	15.8	85	1
Kalmanir	14	164	11.7	62	1
J. Williams	2	33	16.5	20	0
Rams	43	624	14.5	85	2
Opponents	26	215	8.3	n/a	0

Kickoff Returns	No.	Yds.	Avg.	LG	TD
Kalmanir	18	403	22.4	57	0
V. Smith	13	235	18.1	31	0
Paul	2	32	16.0	20	0
Cowhig	2	20	10.0	10	0
Dean	1	0	0.0	0	0
Zilly	1	0	0.0	0	0
Rams	37	690	18.6	57	0
Opponents	55	1144	20.8	n/a	0

COACH: CLARK SHAUGHNESSY

1948 (6-5-1) 3RD, WESTERN CONF.



DATE	W/L	Score	Opponent	Attend.
9/22	W	44-7	DETROIT	(12,941)
10/3	T	28-28	PHILADELPHIA	(36,884)
10/10	L	21-42	@ Chicago Bears	(43,707)
10/17	L	0-16	@ Green Bay	(25,119)
10/24	W	34-27	@ Detroit	(17,444)
10/31	L	22-27	CHICAGO CARDINALS	(32,149)
11/7	L	6-21	CHICAGO BEARS	(56,263)
11/14	W	52-37	@ New York Giants	(22,766)
11/21	L	24-27	@ Chicago Cardinals	(29,031)
11/28	W	24-10	GREEN BAY	(23,874)
12/5	W	41-13	@ Washington	(32,970)
12/12	W	31-14	PITTSBURGH	(27,967)

	RAMS	OPP.
First Downs	239	204
Rushing	100	90
Passing	123	97
Penalty	16	17
Total Yards	4576	3794
Avg./Game	381.3	316.2
Total Plays	943	879
Avg./Play	4.9	4.3
Net Yards Rushing	1743	1570
Avg./Game	145.3	130.8
Total Rushes	427	441
Gross Yards Passing	2748	2143
Avg./Game	229.0	178.6
Att-Comp-Int	395-201-25	309-164-19
Comp. %	50.9	53.1
Punts/Avg.	63-41.8	77-41.0
Penalties/Yards	98-859	77-719
Fumbles/ Ball Lost	32-17	42-24
Touchdowns	45	36
Rushing	15	13
Passing	28	20
Returns	2	3

Scoring	TD	Ru	Pa	Rt	PAT	FG	S	Pts
Waterfield	0	0	0	0	38-44	6-11	0	56
Hickey	7	0	7	0	0-0	0-0	0	42
Hoerner	6	4	2	0	0-0	0-0	0	36
Fears	5	0	4	1	0-0	0-0	0	30
Hoffman	5	4	1	0	0-0	0-0	0	30
Currvan	4	1	3	0	0-0	0-0	0	24
Zilly	4	0	4	0	0-0	0-0	0	24
Gehrke	3	1	1	1	1-1	0-0	0	19
Washington	3	2	1	0	0-0	0-0	0	18
Cowhig	2	2	0	0	0-0	0-0	0	12
Keane	2	0	2	0	0-0	0-0	0	12
Horvath	1	1	0	0	0-0	0-0	0	6
Hubbell	1	0	1	0	0-0	0-0	0	6
Magnani	1	0	1	0	0-0	0-0	0	6
Smyth	1	0	1	0	0-0	0-0	0	6
Rams	45	13	28	2	39-45	6-11	0	327
Opponents	36	13	20	3	33-36	6-11	1	269

Passing	Att.	Comp.	Yds.	Pct.	Yds./Att.	TD	TD%	Int.	Int%	LG	Rating
Hardy	211	112	1390	53.1	6.59	14	6.6	7	3.3	69	82.1
Waterfield	180	87	1354	48.3	7.52	14	7.8	18	10.0	80	60.0
Rickards	2	2	4	100.0	2.00	0	0.0	0	0.0	3	79.2
Gehrke	1	0	0	0.0	0.00	0	0.0	0	0.0	0	39.6
B. Smith	1	0	0	0.0	0.00	0	0.0	0	0.0	0	39.6
Washington	1	0	0	0.0	0.00	0	0.0	0	0.0	0	39.6
Rams	395	201	2748	50.9	6.96	28	7.1	25	6.3	80	70.7
Opponents	309	164	2143	53.1	6.94	20	6.5	19	6.1	n/a	71.2

Rushing	No.	Yds.	Avg.	LG	TD
Hoerner	76	354	4.7	23	4
Washington	57	301	5.3	31	2
Gehrke	56	246	4.4	24	1
Cowhig	46	206	4.5	14	2
Magnani	38	144	3.8	15	0
Horvath	30	118	3.9	19	0
Banta	32	105	3.3	14	0
Hoffman	22	68	3.0	8	4
B. Smith	18	59	3.3	20	0
Agler	8	41	5.1	12	0
Corn	11	27	2.5	6	0
Rickards	2	21	10.5	11	0
Keane	7	16	2.3	3	0
Hardy	5	14	2.8	9	0
Waterfield	7	12	1.7	10	0
Fears	2	8	4.0	8	0
DeFruiter	3	4	1.3	4	0
Mello	7	3	0.4	4	0
Brink	1	-3	-3.0	-3	0
Currvan	1	-4	-4.0	-4	0
Rams	427	1743	4.1	31	13
Opponents	441	1570	3.6	n/a	13

Receiving	No.	Yds.	Avg.	LG	TD
Fears	51	698	13.7	80	4
Hickey	30	509	17.0	69	7
Hoerner	18	227	12.6	45	2
Gehrke	16	173	10.8	34	1
Zilly	13	169	13.0	30	4
Currvan	12	218	18.2	58	3
Keane	11	195	17.7	57	2
Hubbell	10	134	13.4	48	1
Washington	6	104	17.3	43	1
Smyth	6	66	11.0	21	1
Horvath	4	42	10.5	19	0
Brink	4	36	9.0	18	0
Banta	4	34	8.5	14	0
B. Smith	4	29	7.3	10	0
Hoffman	3	28	9.3	13	1
Magnani	3	28	9.3	16	1
Cowhig	3	18	6.0	9	0
Mello	1	17	17.0	17	0
Bouley	1	15	15.0	15	0
Rams	201	2748	13.7	80	28
Opponents	164	2143	13.1	n/a	20

Interceptions	No.	Yds.	Avg.	LG	TD
Naumetz	4	75	18.8	68	0
Waterfield	4	8	2.0	5	0
Washington	2	45	22.5	40	0
Fears	2	37	18.5	35	1
Gehrke	2	29	14.5	21	0
Horvath	2	14	7.0	9	0
Cowhig	1	9	9.0	9	0
Hoerner	1	6	6.0	6	0
Dean	1	0	0.0	0	0
Rams	19	223	11.7	68	1
Opponents	25	311	12.4	n/a	3

Punting	No.	Yds.	Avg.	LG	Blk.
Waterfield	43	1833	42.6	88	0
Banta	17	639	37.6	55	0
Hardy	3	151	50.3	77	0
Rams	63	2633	41.8	88	0
Opponents	77	3155	41.0	n/a	n/a

Punt Returns	No.	Yds.	Avg.	LG	TD
Horvath	13	203	15.6	27	0
Gehrke	19	217	11.4	48	0
Corn	4	49	12.3	22	0
Banta	1	14	14.0	14	0
Washington	1	12	12.0	12	0
B. Smith	1	10	10.0	10	0
Hoerner	1	6	6.0	6	0
Cowhig	1	3	3.0	3	0
Rams	41	514	12.5	48	0
Opponents	32	445	13.9	n/a	1

Kickoff Returns	No.	Yds.	Avg.	LG	TD
Gehrke	17	464	27.3	92	1
Banta	6	119	19.8	28	0
Corn	5	112	22.4	22	0
Magnani	3	49	16.3	22	0
Washington	2	54	27.0	33	0
Hoerner	2	35	17.5	20	0
Horvath	2	31	15.5	16	0
Hoffman	2	19	9.5	10	0
Bouley	1	8	8.0	8	0
Cowhig	1	3	3.0	3	0
Sparkman	1	0	0.0	0	0
Rams	42	894	21.3	92	1
Opponents	53	1177	22.2	n/a	1

COACH: BOB SNYDER

1947 (6-6) 4TH, WESTERN CONF.



DATE	W/L	Score	Opponent	Attend.
9/29	W	48-7	@ Pittsburgh	(35,658)
10/5	L	14-17	@ Green Bay	(31,613)
10/12	W	27-13	@ Detroit	(42,955)
10/19	W	27-7	CHICAGO CARDINALS	(69,631)
10/26	L	7-14	@ Philadelphia	(36,364)
11/2	L	10-17	@ Chicago Cardinals	(40,075)
11/9	L	16-27	BOSTON	(19,715)
11/16	L	21-41	CHICAGO BEARS	(36,702)
11/23	W	28-17	DETROIT	(17,693)
11/30	L	10-30	GREEN BAY	(31,080)
12/7	W	17-14	@ Chicago Bears	(34,215)
12/14	W	34-10	NEW YORK GIANTS	(24,050)

	RAMS	OPP.
First Downs	206	209
Rushing	112	99
Passing	82	93
Penalty	12	17
Total Yards	3831	3659
Avg./Game	191.6	304.9
Total Plays	887	881
Avg./Play	4.3	3.5
Net Yards Rushing	2171	1544
Avg./Game	180.9	128.7
Total Rushes	459	453
Gross Yards Passing	1660	2059
Avg./Game	138.3	171.6
Att-Comp-Int	293-123-28	306-145-24
Comp. %	42.0	47.4
Punts/Avg.	72-40.1	76-41.1
Penalties/Yards	87-800	76-761
Fumbles/ Ball Lost	33-20	34-24
Touchdowns	34	29
Rushing	15	12
Passing	13	14
Returns	6	3

Scoring	TD	Ru	Pa	Rt	PAT	FG	S	Pts
Waterfield	1	1	0	0	27-30	7-16	0	54
Benton	6	0	6	0	0-0	0-0	0	36
Washington	5	5	0	0	0-0	0-0	0	30
Harmon	4	1	1	2	0-0	0-0	0	24
Hoffman	3	3	0	0	0-0	0-0	0	18
Gehrke	1	0	0	1	4-4	1-1	0	13
West	2	2	0	0	0-0	0-0	0	12
Hickey	2	0	2	0	0-0	0-0	0	12
Hoerner	2	2	0	0	0-0	0-0	0	12
Hubbell	2	0	2	0	0-0	0-0	0	12
Bouley	1	0	0	1	0-0	0-0	0	6
Bleeker	1	0	0	1	0-0	0-0	0	6
Hamilton	1	0	1	0	0-0	0-0	0	6
Banta	1	1	0	0	0-0	0-0	0	6
Huffman	1	0	0	1	0-0	0-0	0	6
Magnani	1	0	1	0	0-0	0-0	0	6
Rams	34	15	13	6	31-34	8-17	0	259
Opponents	29	12	14	3	26-29	4-6	1	214

Passing	Att.	Comp.	Yds.	Pct.
Waterfield	221	96	1210	43.4
Hardy	57	23	388	40.4
Washington	5	2	14	40.0
Harmon	3	1	31	33.3
Ksionyak	7	1	17	14.3
Rams	293	123	1660	42.0
Opponents	306	145	2059	47.4

Rushing	No.	Yds.	Avg.	LG	TD
Washington	60	444	7.4	92	5
Harmon	60	306	5.1	32	1
Gehrke	59	304	5.2	29	0
Banta	40	193	4.8	23	1
Magnani	48	178	3.7	27	0
West	42	162	3.9	21	2
Hoffman	42	159	3.8	20	3
Hoerner	30	124	4.1	23	2
Bleeker	23	111	4.8	35	0
Cowhig	25	104	4.2	21	0
Horvath	18	68	3.8	25	0
Bagarus	3	15	5.0	10	0
Waterfield	3	6	2.0	4	1
Wilson	3	3	1.0	4	0
Hardy	3	-6	-2.0	7	0
Rams	459	2171	4.7	92	15
Opponents	453	1544	3.4	n/a	12

Receiving	No.	Yds.	Avg.	LG	TD
Benton	35	511	14.6	43	6
Banta	14	198	14.1	64	0
Hickey	12	196	16.3	42	2
Hamilton	12	193	16.1	39	1
Pritko	10	101	10.1	20	0
Zilly	7	75	10.7	19	0
Gehrke	6	19	3.2	11	0
Harmon	5	89	17.8	33	1
Magnani	4	57	14.3	40	1
Washington	3	40	13.3	21	0
Horvath	3	29	9.7	14	0
Smyth	3	26	8.7	11	0
Hubbell	2	60	30.0	45	2
Hoffman	2	22	11.0	12	0
Waterfield	2	14	7.0	18	0
Hoerner	1	20	20.0	20	0
Bouley	1	15	15.0	15	0
Wilson	1	-5	-5.0	-5	0
Rams	123	1660	13.5	64	13
Opponents	145	2059	14.2	n/a	14

Interceptions	No.	Yds.	Avg.	LG	TD
Harmon	8	136	17.0	36	1
Waterfield	5	56	11.2	35	0
Banta	2	13	6.5	13	0
Bagarus	1	31	31.0	31	0
West	1	24	24.0	24	0
Hoffman	1	14	14.0	14	0
Naumetz	1	9	9.0	9	0
Matheson	1	5	5.0	5	0
Cowhig	1	0	0.0	0	0
Gehrke	1	0	0.0	0	0
Martin	1	0	0.0	0	0
Bleeker	1	0	0.0	0	0
Rams	24	288	12.0	36	1
Opponents	28	487	17.4	n/a	1

Punting	No.	Yds.	Avg.	LG	Blk.
Waterfield	59	2500	42.4	86	1
Hardy	10	263	26.3	45	0
Banta	3	125	41.7	45	0
Rams	72	2888	40.1	86	1
Opponents	76	3119	41.1	n/a	n/a

Punt Returns	No.	Yds.	Avg.	LG	TD
Harmon	27	392	14.5	88	1
Gehrke	4	112	28.0	66	1
Horvath	4	29	7.2	15	0
Washington	3	44	14.7	23	0
Banta	2	19	9.5	15	0
Bagarus	2	18	9.0	13	0
Bouley	1	24	24.0	24	0
Waterfield	1	2	2.0	2	0
Rams	44	640	14.5	88	2
Opponents	29	352	12.1	n/a	1

Kickoff Returns	No.	Yds.	Avg.	LG	TD
Harmon	9	208	23.1	34	0
Magnani	6	186	31.0	75	0
Horvath	3	58	19.3	25	0
Bleeker	3	50	16.7	20	0
Washington	2	52	26.0	27	0
Banta	2	50	25.0	31	0
Cowhig	2	29	14.5	16	0
Gehrke	2	29	14.5	21	0
West	1	21	21.0	21	0
Hoffman	1	12	12.0	12	0
Bagarus	1	11	11.0	11	0
Hamilton	1	10	10.0	10	0
Zilly	1	10	10.0	10	0
Lazetich	1	1	1.0	1	0
Naumetz	1	0	0.0	0	0
Rams	36	727	20.2	75	0
Opponents	47	1002	21.3	n/a	0

Yds./Att.	TD	TD%	Int.	Int%	LG	Rating
5.48	8	3.6	18	8.1	45	39.2
6.81	5	9.8	7	12.3	64	53.7
2.80	0	0.0	1	20.0	18	8.3
10.33	0	0.0	0	0.0	31	72.9
2.43	0	0.0	2	28.6	17	0.0
5.46	13	4.4	28	9.6	64	35.9
6.73	14	4.6	24	7.8	n/a	52.2

COACH: ADAM WALSH

1946 (6-4-1) 2ND, WESTERN CONF.



DATE	W/L	Score	Opponent	Attend.
9/29	L	14-25	PHILADELPHIA	(30,500)
10/6	W	21-17	@ Green Bay	(27,049)
10/13	T	28-28	@ Chicago Bears	(44,211)
10/20	W	35-14	DETROIT	(27,928)
10/27	L	10-34	@ Chicago Cardinals	(38,180)
11/3	W	41-20	@ Detroit	(34,447)
11/10	L	21-27	CHICAGO BEARS	(68,831)
11/17	W	17-14	CHICAGO CARDINALS	(38,271)
11/24	L	21-40	@ Boston	(23,689)
12/5	W	31-21	@ New York Giants	(47,366)
12/8	W	38-17	GREEN BAY	(46,838)

	RAMS	OPP.
First Downs	214	170
Rushing	102	76
Passing	91	75
Penalty	21	19
Total Yards	3793	3525
Avg./Game	344.8	320.0
Total Plays	786	729
Avg./Play	4.8	4.8
Net Yards Rushing	1683	1325
Avg./Game	153.0	210.4
Total Rushes	404	402
Gross Yards Passing	2080	2154
Avg./Game	189.1	195.8
Att-Comp-Int	326-153-24	265-112-23
Comp. %	46.5	42.3
Punts/Avg.	45-44.4	51-40.4
Penalties/Yards	80-764	89-702
Fumbles/ Ball Lost	31-20	35-15
Touchdowns	37	35
Rushing	14	13
Passing	19	21
Returns	4	1

Scoring	TD	Ru	Pa	Rt	PAT	FG	S	Pts
Waterfield	1	1	0	0	37-37	6-9	0	61
Benton	6	0	6	0	0-0	0-0	0	36
Gehrke	5	3	2	0	0-0	0-0	0	30
Harmon	5	2	2	1	0-0	0-0	0	30
Hickey	3	0	3	0	0-0	0-0	0	18
Holovak	3	3	0	0	0-0	0-0	0	18
Hoffman	3	3	0	0	0-0	0-0	0	18
Shaw	3	0	2	1	0-0	0-0	0	18
Pritko	2	0	2	0	0-0	0-0	0	12
Banta	1	0	1	0	0-0	0-0	0	6
Farmer	1	1	0	0	0-0	0-0	0	6
Washington	1	1	0	0	0-0	0-0	0	6
Levy	1	0	0	1	0-0	0-0	0	6
West	1	0	0	1	0-0	0-0	0	6
Wilson	1	0	1	0	0-0	0-0	0	6
Rams	37	14	19	4	37-37	6-9	0	277
Opponents	35	13	21	1	30-n/a	5-n/a	1	257

Rushing	No.	Yds.	Avg.	LG	TD
Gehrke	71	371	5.2	53	3
Harmon	47	236	5.0	84	2
West	40	226	5.7	72	0
Holovak	55	211	3.8	22	3
Banta	44	209	4.7	25	0
Hoffman	42	162	3.8	19	3
Wilson	19	120	6.3	35	0
Washington	23	114	5.0	19	1
Farmer	28	90	3.2	17	1
Sucic	7	18	2.7	9	0
Ruthstrom	2	-4	-2.0	1	0
Hardy	10	-10	-1.0	6	0
Waterfield	16	-60	-3.8	6	1
Rams	404	1683	4.1	84	14
Opponents	402	1325	3.3	n/a	13

Receiving	No.	Yds.	Avg.	LG	TD
Benton	63	981	15.5	57	6
Pritko	18	185	10.3	29	2
Gehrke	11	83	7.6	21	2
Harmon	10	199	19.9	45	2
Hickey	8	213	26.6	60	3
Hamilton	8	92	11.4	16	0
Banta	8	81	10.1	32	1
Washington	6	83	13.8	20	0
Farmer	6	17	2.8	13	0
Shaw	4	63	15.7	28	2
Strode	4	37	9.2	19	0
Wilson	3	30	10.0	15	1
Holovak	2	6	3.0	8	0
Ruthstrom	1	9	9.0	9	0
Sucic	1	1	1.0	1	0
Rams	153	2080	13.6	60	19
Opponents	112	2154	19.2	n/a	21

Interceptions	No.	Yds.	Avg.	LG	TD
Waterfield	5	72	14.4	28	0
Matheson	4	11	2.8	7	0
Harmon	3	97	32.3	85	1
Gehrke	3	63	21.0	41	0
Banta	2	44	22.0	39	0
Wilson	1	32	32.0	32	0
Harding	1	14	14.0	14	0
Hardy	1	8	8.0	8	0
Fawcett	1	5	5.0	5	0
Naumetz	1	1	1.0	1	0
Lear	1	0	0.0	0	0
Rams	23	376	16.3	85	1
Opponents	24	386	16.1	n/a	0

Punting	No.	Yds.	Avg.	LG	Blk.
Waterfield	39	1743	44.6	65	0
Hardy	5	209	41.8	47	0
Banta	1	44	44.0	44	0
Rams	45	1996	44.4	65	0
Opponents	51	2060	40.4	n/a	n/a

Punt Returns	No.	Yds.	Avg.	LG	TD
Gehrke	8	59	7.3	20	0
Wilson	5	99	19.8	70	0
Harmon	5	57	11.4	21	0
Farmer	4	40	10.0	13	0
Banta	2	26	13.0	24	0
Waterfield	1	12	12.0	12	0
Ruthstrom	1	2	2.0	2	0
Rams	26	295	11.3	70	0
Opponents	27	350	12.9	n/a	0

Kickoff Returns	No.	Yds.	Avg.	LG	TD
Gehrke	8	186	23.2	28	0
Wilson	6	145	24.1	68	0
Banta	8	142	17.7	33	0
Harmon	6	134	22.3	31	0
Farmer	4	129	32.2	92	0
West	4	49	12.3	19	0
Washington	2	39	19.5	24	0
Shaw	1	52	52.0	52	1
Sucic	1	20	20.0	20	0
Holovak	1	18	18.0	18	0
Hickey	1	14	14.0	14	0
Strode	1	6	6.0	6	0
Rams	43	887	20.6	92	1
Opponents	52	1301	25.0	n/a	1

Passing	Att.	Comp.	Yds.	Pct.	Yds./Att.	TD	TD%	Int.	Int%	LG	Rating
Waterfield	251	127	1747	50.5	6.96	18	7.2	17	6.8	57	68.9
Hardy	64	24	285	37.5	4.45	2	3.1	7	10.9	60	22.7
Gehrke	1	1	29	100.0	29.00	0	0.0	0	0.0	29	118.8
Washington	8	1	19	12.5	2.38	0	0.0	0	0.0	19	39.6
Farmer	2	0	0	0.0	0.00	0	0.0	0	0.0	0	39.6
Rams	326	153	2080	46.9	6.38	20	6.1	24	7.4	60	57.6
Opponents	265	112	2154	42.3	8.13	21	7.9	23	8.7	n/a	61.4

COACH: ADAM WALSH

1945 (9-1) 1ST, WESTERN DIVISON



DATE	W/L	Score	Opponent	Attend.
9/30	W	21-0	CHICAGO CARDINALS	(10,872)
10/7	W	17-0	CHICAGO BEARS	(19,580)
10/14	W	27-14	@ Green Bay	(24,607)
10/21	W	41-21	@ Chicago Bears	(28,273)
10/28	L	14-28	@ Philadelphia	(38,149)
11/4	W	21-17	@ New York	(46,219)
11/11	W	20-7	GREEN BAY	(28,686)
11/18	W	35-21	@ Chicago Cardinals	(18,000)
11/22	W	38-21	@ Detroit	(40,017)
12/2	W	20-7	BOSTON	(18,470)
12/16*	W	15-14	WASHINGTON	(32,178)

* NFL Championship

	RAMS	OPP.
First Downs	137	129
Rushing	68	67
Passing	60	51
Penalty	9	11
Total Yards	3546	2520
Avg./Game	354.6	252.0
Total Plays	621	658
Avg./Play	5.7	3.8
Net Yards Rushing	1714	1026
Avg./Game	171.4	102.6
Total Rushes	372	349
Gross Yards Passing	1767	1463
Avg./Game	176.7	146.3
Att-Comp-Int	199-99-20	253-99-28
Comp. %	49.7	39.1
Punts/Avg.	47-40.1	52-36.4
Penalties/Yards	67-593	43-391
Fumbles/ Ball Lost	34-18	31-15
Touchdowns	35	19
Rushing	19	10
Passing	16	9
Returns	0	0

Scoring	TD	Ru	Pa	Rt	PAT	FG	S	Pts
Waterfield	5	5	0	0	31-35	1-3	0	64
Benton	8	0	8	0	0-0	0-0	0	48
Gehrke	8	7	1	0	0-0	0-0	0	48
Colella	4	2	2	0	0-0	0-0	0	24
Greenwood	4	4	0	0	0-0	0-0	0	24
Pritko	4	0	4	0	0-0	0-0	0	24
Gillette	1	1	0	0	0-0	0-0	0	6
H. Jones	1	0	1	0	0-0	0-0	0	6
Rams	35	19	16	0	31-35	1-3	0	224
Opponents	19	10	9	0	19-19	1-4	0	136

Rushing	No.	Yds.	Avg.	LG	TD
Gehrke	74	467	6.3	72t	7
Gillette	63	390	6.1	52	1
Greenwood	101	376	3.7	35	4
Colella	46	224	4.8	30	2
Koch	12	101	8.4	32	0
Ruthstrom	10	74	7.4	34	0
West	19	45	2.3	9	0
Waterfield	18	18	1.0	16t	5
H. Jones	8	15	1.8	5	0
Zirinsky	3	3	1.0	2	0
Worden	4	3	0.8	7	0
Jacobs	2	0	0.0	0	0
Reisz	12	-2	-0.1	16	0
Rams	372	1714	4.6	72t	19
Opponents	349	1026	2.9	n/a	10

Receiving	No.	Yds.	Avg.	LG	TD
Benton	45	1067	23.7	84t	8
Pritko	19	255	13.4	35	4
Gehrke	8	90	11.2	23	1
Colella	7	64	9.1	20	2
Gillette	6	48	8.0	15	0
Hickey	4	76	19.0	33	0
Hamilton	4	50	12.5	14	0
Greenwood	3	72	24.0	42	0
H. Jones	2	36	18.0	44t	1
Reisz	1	11	11.0	11	0
West	1	-2	-2.0	-2	0
Rams	99	1767	17.8	84t	16
Opponents	99	1463	14.8	n/a	9

Interceptions	No.	Yds.	Avg.	LG	TD
Waterfield	6	92	15.3	29	0
Scarry	4	32	8.0	18	0
Gehrke	4	16	4.0	14	0
Gillette	4	8	2.0	4	0
H. Jones	2	73	36.5	53	0
Reisz	2	55	27.5	55	0
Matheson	2	49	24.5	45	0
Ruthstrom	1	46	46.0	46	0
Harding	1	16	16.0	16	0
Liles	1	6	6.0	6	0
Winkler	1	5	5.0	5	0
Rams	28	398	14.2	55	0
Opponents	20	353	17.7	n/a	0

Punting	No.	Yds.	Avg.	LG	Blk.
Waterfield	39	1601	40.7	68	1
Reisz	7	241	34.4	51	0
Jacobs	1	43	43.0	43	0
Rams	47	1885	40.1	68	1
Opponents	52	1893	36.4	n/a	n/a

Punt Returns	No.	Yds.	Avg.	LG	TD
Gehrke	8	120	15.0	49	0
Reisz	8	78	9.7	15	0
Gillette	7	53	7.5	20	0
Ruthstrom	3	47	15.7	23	0
Waterfield	2	34	17.0	18	0
Colella	1	10	10.0	10	0
Jacobs	1	6	6.0	6	0
Matheson	1	5	5.0	5	0
Rams	31	353	11.3	49	0
Opponents	28	333	11.9	n/a	0

Kickoff Returns	No.	Yds.	Avg.	LG	TD
Gehrke	9	173	19.2	30	0
Greenwood	5	106	21.2	30	0
Gillette	4	66	16.5	20	0
Colella	3	79	29.7	30	0
Benton	3	16	5.3	10	0
Koch	1	7	7.0	7	0
Shaw	1	1	1.0	1	0
Rams	26	438	16.8	30	0
Opponents	45	923	20.5	n/a	0

Passing	Att.	Comp.	Yds.	Pct.	Yds./Att.	TD	TD%	Int.	Int%	LG	Rating
Waterfield	171	88	1609	51.4	9.41	14	8.2	16	9.4	84t	72.5
Reisz	21	8	146	38.0	6.95	1	4.8	3	14.3	44t	39.1
Jacobs	5	3	12	60.0	2.40	0	0.0	0	0.0	11	64.6
Colella	1	0	0	0.0	0.00	0	0.0	0	0.0	0	39.6
Nemeth	1	0	0	0.0	0.00	0	0.0	0	0.0	0	39.6
Rams	199	99	1767	49.7	8.88	16	8.0	20	10.1	84t	67.8
Opponents	253	99	1463	39.1	5.78	9	3.6	28	11.1	n/a	31.1

COACH ALDO (BUFF) DONELLI

1944 (4-6) 4TH, WESTERN DIVISION



DATE	W/L	Score	Opponent	Attend.
9/24	W	30-28	@ Card.-Pitt. (Pitt.)	(20,698)
10/8	W	19-7	CHICAGO BEARS	(15,750)
10/15	W	20-17	@ Detroit	(21,115)
10/22	L	21-30	@ Green Bay	(18,780)
10/29	L	21-28	@ Chicago Bears	(23,644)
11/5	L	10-14	@ Washington	(35,540)
11/12	L	7-42	GREEN BAY	(17,166)
11/19	W	33-6	@ Card.-Pitt. (Chi.)	(2,910)
11/26	L	14-26	DETROIT	(7,462)
12/10	L	13-26	@ Philadelphia	(24,123)

	RAMS	OPP.
First Downs	104	116
Rushing	51	69
Passing	43	41
Penalty	10	6
Total Yards	2388	2887
Avg./Game	238.8	288.7
Total Plays	630	641
Avg./Play	3.8	4.5
Net Yards Rushing	1141	1412
Avg./Game	114.1	141.2
Total Rushes	358	387
Gross Yards Passing	1261	1434
Avg./Game	126.1	143.4
Att-Comp-Int	208-85-26	206-87-27
Comp. %	40.9	42.3
Punts/Avg.	57-38.7	55-38.5
Penalties/Yards	64-441	77-627
Fumbles/ Ball Lost	28-15	27-10
Touchdowns	26	32
Rushing	13	16
Passing	13	16
Returns	0	0

Scoring	TD	Ru	Pa	Rt	PAT	FG	S	Pts
Zontini	4	3	1	0	14-16	3-6	0	47
Benton	7	1	6	0	0-0	0-0	0	42
Colella	3	2	1	0	0-0	1-1	0	21
Pritko	3	0	3	0	0-0	0-0	0	18
Gillette	2	2	0	0	0-0	0-0	0	12
Reisz	2	2	0	0	0-0	0-0	0	12
West	1	1	0	0	6-8	0-0	0	12
Hamilton	1	0	1	0	0-0	0-0	0	6
H. Jones	1	1	0	0	0-0	0-0	0	6
Kabealo	1	1	0	0	0-0	0-0	0	6
Petchel	1	0	1	0	0-0	0-0	0	6
Rams	26	13	13	0	20-26	4-7	0	188
Opponents	32	16	16	0	27-32	1-3	0	224

Rushing	No.	Yds.	Avg.	LG	TD
West	66	220	3.3	31	0
Colella	53	208	4.0	75	2
Kabealo	47	152	3.2	11	1
Reisz	69	134	1.9	46	2
H. Jones	38	133	3.5	36	1
Gillette	26	131	5.0	58	2
Zontini	33	105	3.1	16	3
Huggins	12	41	3.5	15	0
Petchel	5	11	2.2	6	0
Bernard	1	6	6.0	6	0
Skoozen	1	0	0.0	0	0
Karrs	7	0	0.0	3	0
Rams	358	1141	3.2	75	13
Opponents	387	1412	3.6	n/a	16

Receiving	No.	Yds.	Avg.	LG	TD
Benton	39	505	12.9	36	6
Pritko	18	296	16.4	53	3
West	9	64	7.1	18	0
H. Jones	6	59	9.8	19	0
Hamilton	3	113	37.6	70	1
Zontini	3	88	29.3	53	1
Colella	2	64	32.0	54	1
Kabealo	2	20	10.0	12	0
Petchel	1	43	43.0	43	1
Fawcett	1	9	9.0	9	0
Huggins	1	0	0.0	0	0
Rams	85	1261	14.8	70	13
Opponents	87	1434	16.5	n/a	16

Interceptions	No.	Yds.	Avg.	LG	TD
Colella	4	53	13.3	19	0
Reisz	3	72	24.0	25	0
H. Jones	3	71	23.6	32	0
Gillette	3	29	9.6	15	0
Matheson	3	12	4.0	6	0
Zontini	2	14	7.0	10	0
Kabealo	2	9	4.5	9	0
West	2	5	2.5	3	0
Petchel	1	25	25.0	25	0
Rieth	1	12	12.0	12	0
Scarry	1	5	5.0	5	0
Pritko	1	3	3.0	3	0
Corbo	1	0	0.0	3	0
Rams	27	310	11.5	32	0
Opponents	26	289	11.1	n/a	0

Punting	No.	Yds.	Avg.	LG	Blk.
Reisz	24	960	40.0	66	0
Colella	33	1236	37.8	63	0
Rams	57	2206	38.4	66	0
Opponents	55	1969	35.8	n/a	n/a

Punt Returns	No.	Yds.	Avg.	LG	TD
Kabealo	7	64	9.1	16	0
H. Jones	6	66	11.0	18	0
Reisz	5	68	13.6	21	0
Colella	4	65	16.5	29	0
Zontini	4	47	11.7	14	0
Gillette	1	16	16.0	16	0
West	1	0	0.0	0	0
Rams	28	326	11.6	29	0
Opponents	24	291	12.1	n/a	0

Kickoff Returns	No.	Yds.	Avg.	LG	TD
Reisz	12	285	23.7	44	0
Colella	10	241	24.1	41	0
Kabealo	4	126	31.5	51	0
Gillette	4	115	28.8	38	0
Zontini	3	66	22.0	34	0
Benton	2	4	2.0	3	0
Fawcett	2	2	1.0	2	0
H. Jones	1	33	33.0	33	0
Olson	1	19	19.0	19	0
Petchel	1	17	17.0	17	0
West	1	15	15.0	15	0
UNKNOWN	2	41	21.0	n/a	0
Rams	43	965	22.4	51	0
Opponents	36	871	24.2	n/a	0

Passing	Att.	Comp.	Yds.	Pct.	Yds./Att.	TD	TD%	Int.	Int%	LG	Rating
Reisz	113	49	777	43.4	6.88	8	7.1	10	8.8	70	53.6
Colella	76	27	336	35.5	4.42	4	5.3	10	13.2	25	28.1
Karrs	10	4	49	40.0	4.90	0	0.0	4	40.0	23	16.3
Zontini	2	2	18	100.0	9.00	0	0.0	0	0.0	0	104.2
Kabealo	1	1	54	100.0	54.00	1	100.0	0	0.0	0	158.3
Bernard	4	0	0	0.0	0.00	0	0.0	2	50.0	0	0.0
Rams	208	85	1261	40.9	6.06	13	6.3	26	12.5	70	42.6
Opponents	206	87	1434	42.3	6.96	16	7.8	27	13.1	n/a	52.6

COACH: EARL (DUTCH) CLARK

1942 (5-6) 3RD, WESTERN DIVISION



DATE	W/L	Score	Opponent.....	Attend.
9/13	L	0-7	Chicago Cards (Buffalo).....	(18,698)
9/20	W	24-14	PHILADELPHIA.....	(6,434)
9/27	W	14-0	@ Detroit.....	(14,646)
10/4	L	7-21	CHICAGO BEARS.....	(17,161)
10/11	L	14-33	@ Washington.....	(6,329)
10/18	L	28-45	@ Green Bay.....	(16,473)
10/25	W	7-3	CHICAGO CARDINALS.....	(33,250)
11/1	W	17-0	@ Brooklyn.....	(12,000)
11/8	L	12-30	GREEN BAY.....	(7,896)
11/15	W	27-7	DETROIT.....	(4,029)
11/29	L	0-47	@ Chicago Bears.....	(13,195)

	RAMS	OPP.
First Downs	103	165
Rushing	36	92
Passing	60	60
Penalty	7	13
Total Yards	2413	3544
Avg./Game	219.4	322.2
Total Plays	646	790
Avg./Play	3.7	4.5
Net Yards Rushing	875	1744
Avg./Game	79.5	158.5
Total Rushes	310	463
Gross Yards Passing	1537	1745
Avg./Game	139.7	158.6
Att-Comp-Int	249-109-27	262-125-23
Comp. %	42.1	47.7
Punts/Avg.	77-40.3	56-40.6
Penalties/Yards	45-315	46-387
Fumbles/ Ball Lost	20-8	21-11
Touchdowns	20	28
Rushing	5	11
Passing	13	17
Returns	2	0

Scoring	TD	Ru	Pa	Rt	PAT	FG	S	Pts
Magnani	5	1	4	0	0-0	0-0	0	30
Adams	0	0	0	0	14-15	3-6	0	23
Hightower	3	0	3	0	0-0	0-0	0	18
Lazetich	2	1	1	0	0-0	0-0	0	12
Platukis	2	0	1	1	0-0	0-0	0	12
G. Smith	2	2	0	0	0-0	0-0	0	12
Wilson	2	0	1	1	0-0	0-0	0	12
Benton	1	0	1	0	0-0	0-0	0	6
Boone	1	0	1	0	0-0	0-0	0	6
Hall	1	1	0	0	0-0	0-0	0	6
Janiak	1	0	1	0	0-0	0-0	0	6
Clay	0	0	0	0	4-4	0-0	0	4
Pasqua	0	0	0	0	1-1	0-0	0	1
Rams	20	5	13	2	19-20	3-6	1	150
Opponents	28	11	17	0	n/a	n/a	1	207

Passing	Att.	Comp.	Yds.	Pct.	Yds./Att.	TD	TD%	Int.	Int%	LG	Rating
Hall	140	62	815	44.3	5.82	7	5.0	19	13.6	59	40.3
Jacobs	93	43	640	46.2	6.88	6	6.5	6	6.5	67	63.9
G. Smith	12	2	19	16.7	1.58	0	0.0	1	4.9	19	4.9
Janiak	1	1	11	100.0	11.00	0	0.0	0	0.0	11	112.5
C. Davis	2	1	22	50.0	11.00	0	0.0	1	50.0	22	50.0
Magnani	1	0	0	0.0	0.00	0	0.0	0	0.0	0	39.6
Rams	249	109	1537	42.1	6.17	13	5.2	27	10.8	67	42.1
Opponents	262	125	1745	47.7	6.66	17	6.5	23	8.8	n/a	54.6

Rushing	No.	Yds.	Avg.	LG	TD
Magnani	59	344	5.8	71	1
G. Smith	83	332	4.0	50	2
Janiak	34	108	3.2	20	0
Jacobs	32	91	2.8	13	0
Morris	22	65	2.9	28	0
C. Davis	28	55	1.9	12	0
Lazetich	3	19	6.3	18	1
Elston	1	15	15.0	15	0
Boone	3	-1	-0.3	3	0
Petchel	1	-2	-2.0	0	0
Hall	41	-3	-0.7	17	1
Rams	310	875	2.8	71	6
Opponents	463	1744	3.8	n/a	11

Receiving	No.	Yds.	Avg.	LG	TD
Magnani	24	276	11.5	67	4
Benton	23	345	15.0	45	1
Hightower	19	317	16.7	59	3
Wilson	6	113	18.8	45	1
Gibson	6	79	13.2	19	0
Lazetich	6	65	10.8	49	1
Janiak	6	51	8.6	19	1
Platukas	5	64	12.5	22	1
Elston	4	58	14.5	18	0
G. Smith	3	66	22.0	33	0
Boone	2	58	29.0	43	1
C. Davis	2	18	9.0	14	0
Plunkett	2	16	8.0	18	0
Petchel	1	16	16.0	16	0
Rams	109	1537	14.1	67	13
Opponents	125	1745	14.0	n/a	17

Interceptions	No.	Yds.	Avg.	LG	TD
Jacobs	4	22	5.5	22	0
G. Smith	4	20	5.0	12	0
Hall	3	60	20.0	25	0
Conkright	2	10	5.0	9	0
Morris	2	7	3.5	4	0
Rockwell	1	58	58.0	58	0
Stuart	1	25	25.0	25	0
Brahm	1	15	15.0	15	0
Matheson	1	13	13.0	13	0
Platukas	1	12	12.0	12	0
Thorpe	1	5	5.0	5	0
Boone	1	4	4.0	4	0
C. Davis	1	3	3.0	3	0
Rams	23	255	11.1	58	0
Opponents	27	310	11.5	n/a	0

Punting	No.	Yds.	Avg.	LG
Jacobs	33	1396	42.3	66
Hall	36	1397	38.8	67
C. Davis	7	275	39.3	49
Pritchard	1	35	35.0	35
Rams	77	3103	40.3	67
Opponents	56	2274	40.6	n/a

Punt Returns	No.	Yds.	Avg.	LG	TD
Hall	12	148	12.3	32	0
Jacobs	8	63	7.9	16	0
G. Smith	6	62	10.3	21	0
Magnani	2	27	13.5	25	0
Boone	1	5	5.0	5	0
Morris	1	2	2.0	2	0
Rams	30	307	10.2	32	0
Opponents	40	524	13.1	n/a	0

Kickoff Returns	No.	Yds.	Avg.	LG	TD
Magnani	11	250	22.7	37	0
Hall	10	155	15.5	22	0
G. Smith	6	109	18.1	25	0
Jacobs	4	83	20.7	25	0
Elston	2	46	23.0	24	0
Petchel	2	26	13.0	14	0
Lazetich	1	27	27.0	27	0
Pritchard	1	24	24.0	24	0
Morris	1	15	15.0	15	0
Plunkett	1	4	4.0	4	0
Rams	39	739	18.9	37	0
Opponents	27	545	20.2	n/a	0

COACH: EARL (DUTCH) CLARK

1941(2-9) 5TH, WESTERN DIVISION



DATE	W/L	Score	Opponent.....	Attend.
9/7	W	17-14	Pittsburgh (Akron).....	(23,720)
9/16	W	10-6	@ Chicago Cardinals.....	(15,000)
9/21	L	7-24	@ Green Bay.....	(20,000)
10/5	L	21-48	CHICAGO BEARS.....	(23,850)
10/12	L	7-17	@ Detroit.....	(26,841)
10/19	L	14-17	GREEN BAY.....	(13,086)
10/26	L	13-17	@ Washington.....	(32,820)
11/2	L	0-14	DETROIT.....	(10,554)
11/9	L	13-31	@ Chicago Bears.....	(18,102)
11/16	L	14-49	@ New York.....	(32,740)
11/23	L	0-7	CHICAGO CARDINALS.....	(5,000)

	RAMS	OPP.
First Downs	121	138
Rushing	68	82
Passing	44	44
Penalty	9	12
Total Yards	2286	2978
Avg./Game	207.8	270.7
Total Plays	711	710
Avg./Play	3.2	4.2
Net Yards Rushing	951	1553
Avg./Game	86.5	141.2
Total Rushes	343	436
Gross Yards Passing	1352	1425
Avg./Game	122.9	129.5
Att-Comp-Int	285-123-35	206-90-15
Comp. %	43.2	43.7
Punts/Avg.	79-40.4	68-40.1
Penalties/Yards	29-265	49-419
Fumbles/ Ball Lost	25-8	n/a
Touchdowns	16	34
Rushing	5	15
Passing	10	14
Returns	1	5

Scoring	TD	Ru	Pa	Rt	PAT	FG	S	Pts
Hickey	4	0	4	0	0-0	0-0	0	24
Drake	3	2	1	0	0-0	0-0	0	18
Adams	0	0	0	0	13-14	1-2	0	16
Hall	2	2	0	0	0-0	0-0	0	12
Magnani	2	1	1	0	0-0	0-0	0	12
McDonough	2	0	2	0	0-0	0-0	0	12
Dunstan	1	0	0	1	0-0	0-0	0	6
Patt	1	0	1	0	0-0	0-0	0	6
Wilson	1	0	1	0	0-0	0-0	0	6
Clay	0	0	0	0	1-1	1-2	0	4
Rams	16	5	10	2	14-16	2-4	0	116
Opponents	34	15	14	5	29-34	6-15	0	244

Rushing	No.	Yds.	Avg.	LG	TD
Drake	101	246	2.4	15	2
Hall	57	232	4.0	60	2
Magnani	24	137	5.8	29	1
Slovak	46	132	2.9	14	0
C. Davis	31	110	3.5	18	0
Morris	24	69	2.9	20	0
Smith	11	22	2.0	12	0
Janiak	14	20	1.4	12	0
Patt	5	16	3.2	11	0
Hickey	7	7	1.0	7	0
Galloovich	1	1	1.0	1	0
Mucha	1	0	0.0	0	0
Goodnight	21	-8	-0.3	7	0
Rams	343	951	2.8	60	5
Opponents	436	1553	3.6	n/a	15

Receiving	No.	Yds.	Avg.	LG	TD
Hickey	21	294	14.0	39	4
Patt	17	163	9.6	25	1
Drake	16	211	13.2	48	1
McDonough	14	198	14.1	26	2
Magnani	14	189	13.5	61	1
C. Davis	13	64	4.9	12	0
Morris	9	17	1.9	6	0
Wilson	5	115	23.0	57	1
Seabright	5	44	8.8	14	0
Prochaska	4	29	7.3	11	0
Janiak	2	5	2.5	3	0
S. Anderson	2	20	10.0	12	0
Hanneman	1	11	11.0	11	0
Mucha	1	3	3.0	3	0
Rams	124	1360	11.0	61	10
Opponents	90	1425	15.8	n/a	14

Interceptions	No.	Yds.	Avg.	LG	TD
Drake	2	66	33.0	54	0
Goodnight	2	13	6.5	11	0
Magnani	2	6	3.0	4	0
Hall	2	0	0.0	0	0
Janiak	1	19	19.0	19	0
G. Smith	1	16	16.0	16	0
Rockwell	1	9	9.0	9	0
Haman	1	6	6.0	6	0
Thorpe	1	5	5.0	5	0
Matheson	1	1	1.0	1	0
Conkright	1	0	0.0	0	0
Rams	15	141	9.4	54	0
Opponents	35	409	11.7	n/a	3

Punting	No.	Yds.	Avg.	LG
Hall	49	1965	40.1	67
Goodnight	16	637	39.8	74
Mucha	11	488	44.4	52
C. Davis	2	75	37.5	38
G. Smith	1	23	23.0	23
Rams	79	3192	40.4	74
Opponents	68	2727	40.1	n/a

Punt Returns	No.	Yds.	Avg.	LG	TD
Hall	13	125	9.6	25	0
Magnani	5	54	10.8	25	0
Morris	5	33	6.6	10	0
Slovak	4	30	7.5	18	0
Goodnight	2	27	13.5	22	0
Dunstan	1	35	35.0	35	1
G. Smith	1	33	33.0	33	0
C. Davis	1	6	6.0	6	0
Rams	32	343	10.7	35	1
Opponents	51	414	8.1	n/a	1

Kickoff Returns	No.	Yds.	Avg.	LG	TD
Rams	41	820	20.2	n/a	0
Opponents	18	484	26.9	n/a	1

Passing	Att.	Comp.	Yds.	Pct.	Yds./Att.	TD	TD%	Int.	Int%	LG	Rating
Hall	190	84	863	44.2	4.54	7	3.7	19	10.0	39	30.5
Slovak	54	27	287	50.0	5.32	2	3.7	9	16.7	48	38.7
Goodnight	36	12	182	33.3	5.06	1	2.8	5	13.9	61	12.0
Drake	2	0	0	0.0	0.00	0	0.0	0	0.0	0	39.6
G. Smith	2	0	0	0.0	0.00	0	0.0	1	50.0	0	0.0
Seabright	1	0	0	0.0	0.00	0	0.0	1	100.0	0	0.0
Rams	285	123	1352	43.2	4.74	10	3.5	35	11.9	61	29.9
Opponents	206	90	1425	43.7	6.92	14	6.8	15	7.3	n/a	59.6

COACH: EARL (DUTCH) CLARK

1940 (4-6-1) 4TH, WESTERN DIVISION



DATE	W/L	Score	Opponent	Attend.
9/22	W	21-13	PHILADELPHIA	(15,941)
9/29	L	0-6	@ Detroit	(15,347)
10/6	L	14-21	CHICAGO BEARS	(18,998)
10/13	L	14-31	@ Green Bay	(16,299)
10/20	W	26-14	CHICAGO CARDINALS	(13,683)
10/27	L	7-17	@ Chicago Cardinals	(10,313)
11/3	W	14-0	DETROIT	(18,881)
11/10	W	13-0	@ New York	(23,614)
11/17	L	14-29	@ Brooklyn	(19,212)
11/24	L	25-47	@ Chicago Bears	(20,717)
12/1	T	13-13	GREEN BAY	(16,249)

	RAMS	OPP.
First Downs	113	n/a
Total Yards	2724	3102
Avg./Game	247.6	282.0
Total Plays	615	n/a
Avg./Play	4.4	n/a
Net Yards Rushing	1142	n/a
Avg./Game	103.8	n/a
Total Rushes	368	n/a
Gross Yards Passing	1582	n/a
Avg./Game	143.8	n/a
Att-Comp-Int	247-109-25	247-99-27
Comp. %	44.1	40.1
Punts/Avg.	77-42.0	n/a
Penalties/Yards	n/a-260	n/a
Fumbles/ Ball Lost	26-14	n/a
Touchdowns	25	n/a
Rushing	11	n/a
Passing	12	n/a
Returns	2	n/a

Scoring	TD	Ru	Pa	Rt	PAT	FG	S	Pts
Drake	9	9	0	0	2-5	0-1	0	56
Spadaccini	3	0	2	1	5-7	0-0	0	23
Benton	3	0	3	0	0-0	0-0	0	18
Cordill	2	0	2	0	0-0	0-0	0	12
Adams	0	0	0	0	7-9	1-5	0	10
Hall	1	1	0	0	0-0	0-0	0	6
Haman	1	0	0	1	0-0	0-0	0	6
Magnani	1	0	1	0	0-0	0-0	0	6
McDonough	1	0	1	0	0-0	0-0	0	6
Patt	1	0	1	0	0-0	0-0	0	6
Rockwell	1	0	1	0	0-0	0-0	0	6
Slovak	1	1	0	0	0-0	0-0	0	6
Wilson	1	0	1	0	0-0	0-0	0	6
Gudauskas	0	0	0	0	1-2	0-0	0	1
Heineman	0	0	0	0	1-2	0-0	0	1
Clay	0	0	0	0	0-0	0-1	0	0
Janiak	0	0	0	0	0-1	0-0	0	0
TEAM	0	0	0	0	0-0	0-0	1	2
Rams	25	11	12	2	16-25	1-7	1	169
Opponents	n/a	n/a	n/a	n/a	n/a	n/a	n/a	191

Passing	Att.	Comp.	Yds.	Pct.	Yds./Att.	TD	TD%	Int.	Int%	Rating
Hall	183	77	1108	42.1	6.05	7	3.83	16	8.7	38.7
Slovak	28	17	234	60.7	8.36	0	0.00	4	14.3	47.9
G. Smith	18	10	150	55.5	8.33	2	11.11	2	11.1	80.6
Heineman	8	3	74	37.5	9.25	1	12.50	1	12.5	71.9
Drake	4	2	16	50.0	4.00	2	50.00	0	0.0	100.0
Gehrke	1	0	0	0.0	0.00	0	0	0	0.0	39.6
Spadaccini	1	0	0	0.0	0.00	0	0	0	0.0	39.6
Gillette	4	0	0	0.0	0.00	0	0	2	50.0	39.6
Rams	247	109	1582	44.1	6.40	12	4.90	25	10.9	42.2
Opponents	247	99	n/a	40.1	n/a	n/a	n/a	25	10.9	n/a

Rushing	No.	Yds.	Avg.	LG	TD
Drake	134	480	3.6	n/a	9
Hall	94	365	3.7	n/a	1
Slovak	53	129	2.4	n/a	1
Cordill	24	73	3.0	n/a	0
Janiak	19	44	2.3	n/a	0
Magnani	7	19	2.7	n/a	0
G. Smith	19	18	0.9	n/a	0
McDonough	2	5	2.5	n/a	0
Rockwell	1	5	5.0	5	0
Dunstan	1	4	4.0	4	0
Rodack	1	4	4.0	4	0
Gillette	1	1	1.0	1	0
Benton	1	0	0.0	0	0
Patt	1	0	0.0	0	0
Heineman	6	-5	-0.8	n/a	0
Rams	368	1142	3.1	n/a	11

Receiving	No.	Yds.	Avg.	LG	TD
Benton	22	351	16.0	n/a	3
Spadaccini	22	276	12.5	n/a	2
Cordill	14	158	11.3	n/a	2
McDonough	12	315	26.3	n/a	1
Magnani	11	119	10.8	n/a	1
Drake	8	81	10.1	n/a	0
Wilson	7	93	13.3	n/a	1
G. Smith	3	65	21.7	n/a	0
Patt	2	52	26.0	n/a	1
Crowder	2	33	16.5	n/a	0
Adams	2	28	14.0	n/a	0
Haman	1	5	5.0	5	0
Rockwell	1	5	5.0	5	1
Janiak	1	3	3.0	3	0
Gehrke	1	-2	-2.0	-2	0
Rams	109	1582	14.5	n/a	11
Opponents	99	n/a	n/a	n/a	n/a

Punting	No.	Yds.	Avg.	LG
Hall	57	2451	43.0	75
G. Smith	11	391	35.5	62
Cordill	5	225	45.0	47
Heineman	2	63	31.5	34
Magnani	1	33	33.0	33
Janiak	1	30	30.0	30
Rams	77	3193	41.5	75

Interceptions	No.	Yds.	Avg.	LG	TD
Haman	5	80	16.0	n/a	1
Spadaccini	3	83	27.7	n/a	1
Magnani	3	59	19.7	n/a	0
G. Smith	3	48	16.0	n/a	0
Rockwell	3	7	2.3	n/a	0
Slovak	2	20	10.0	n/a	0
Gillette	2	0	0.0	n/a	0
Hall	2	0	0.0	n/a	0
Heineman	1	5	5.0	5	0
Cordill	1	2	2.0	2	0
Drake	1	2	2.0	2	0
Conkright	1	0	0.0	0	0
Rams	27	306	11.3	n/a	2
Opponents	25	n/a	n/a	n/a	n/a

COACH: EARL (DUTCH) CLARK

1939 (5-5-1) 4TH, WESTERN DIVISION



DATE	W/L	Score	Opponent	Attend.
9/15	L	21-30	@ Chicago Bears	(10,000)
9/20	L	12-23	@ Brooklyn	(12,423)
10/1	W	27-24	@ Green Bay	(9,888)
10/8	L	21-35	CHICAGO BEARS	(18,209)
10/15	L	7-15	@ Detroit	(30,096)
10/22	W	24-0	@ Chicago Cardinals	(10,000)
10/29	T	14-14	PITTSBURGH	(11,579)
11/5	W	14-0	CHICAGO CARDINALS	(8,378)
11/19	W	14-3	DETROIT	(28,142)
11/26	L	6-7	GREEN BAY	(30,690)
12/3	W	35-13	Philadelphia (Colo. Spr.)	(9,109)

	RAMS	OPP.
First Downs	131	n/a
Total Yards	2683	2785
Avg./Game	243.9	253.1
Total Plays	642	n/a
Avg./Play	4.2	n/a
Net Yards Rushing	1260	n/a
Avg./Game	114.5	n/a
Total Rushes	389	n/a
Gross Yards Passing	1415	n/a
Avg./Game	128.6	n/a
Att-Comp-Int	253-127-21	199-78-23
Comp. %	50.2	39.2
Punts/Avg.	n/a-40.0	n/a
Penalties/Yards	n/a-220	n/a
Fumbles/ Ball Lost	28-n/a	n/a
Touchdowns	28	n/a
Rushing	15	n/a
Passing	12	n/a
Returns	1	n/a

Scoring	TD	Ru	Pa	Rt	PAT	FG	S	Pts
Drake	9	9	0	0	0-0	0-0	0	54
Benton	8	0	7	1	0-0	0-0	0	48
Spadanicci	1	0	1	0	12-16	0-0	0	18
C. Davis	1	1	0	0	4-4	1-2	0	13
Hall	2	2	0	0	0-0	0-0	0	12
G. Smith	2	2	0	0	0-0	0-0	0	12
Dowd	1	0	0	1	0-0	0-0	0	6
Lazetich	1	0	1	0	0-0	0-0	0	6
McDonough	1	0	1	0	0-0	0-0	0	6
Russell	1	0	1	0	0-0	0-0	0	6
Wilson	1	0	1	0	0-0	0-0	0	6
Adams	0	0	0	0	5-5	0-0	0	5
Bostick	0	0	0	0	2-2	0-0	0	2
Moan	0	0	0	0	1-1	0-0	0	1
Rams	28	15	12	1	24-28	1-2	0	195
Opponents	n/a	n/a	n/a	n/a	n/a	n/a	0	164

Passing	Att.	Comp.	Yds.	Pct.	Yds./Att.	TD	TD%	Int.	Int%	Rating
Hall.....	208	106	1227	51.0	5.90	9	4.3	13	6.3	57.5
Slovak.....	27	13	97	48.1	3.59	2	7.4	5	18.5	42.3
Moan	9	3	77	33.3	8.56	1	11.1	2	22.2	63.0
G. Smith	5	4	3	80.0	0.60	0	0.0	0	0.0	79.2
Smilanich	2	1	11	50.0	5.50	0	0.0	0	0.0	66.7
Russell	1	0	0	0.0	0.00	0	0.0	0	0.0	39.6
Rodak	1	0	0	0.0	0.00	0	0.0	1	100.0	0.0
Rams	253	127	1415	50.2	5.59	12	4.7	21	8.3	48.4
Opponents	199	78	n/a	39.2	n/a	n/a	n/a	n/a	n/a	n/a

Rushing	No.	Yds.	Avg.	LG	TD
Hall	120	458	3.8	n/a	2
Drake	118	453	3.8	n/a	9
Slovak	42	135	3.2	n/a	0
G. Smith	58	98	1.7	n/a	2
McRaven	7	29	4.1	n/a	0
Lazetich	6	23	3.8	n/a	0
Russell	9	21	2.3	n/a	0
Patt	6	20	3.3	n/a	0
Benton	7	19	2.7	n/a	0
C. Davis	13	15	1.2	n/a	1
Hitt	1	3	3.0	3	0
Rodak	1	-1	-1.0	-1	0
Smilanich	1	-3	-3.0	-3	0
Moan	2	-15	-7.5	n/a	0
Rams	389	125	3.2	n/a	15

Receiving	No.	Yds.	Avg.	LG	TD
Spadaccini	32	292	9.1	n/a	1
Benton	27	388	14.4	n/a	7
Patt	15	165	11.0	n/a	0
Wilson	8	108	13.5	n/a	1
McDonough	8	73	9.1	n/a	1
Lazetich	8	44	5.5	n/a	1
Russell	5	67	13.4	n/a	1
Drake	5	53	10.6	n/a	0
Rodak	4	54	13.5	n/a	0
Hitt	4	51	12.8	n/a	0
G. Smith	3	57	19.0	n/a	0
C. Davis	3	49	16.3	n/a	0
Barle	2	16	8.0	n/a	0
McRaven	2	14	7.0	n/a	0
Hall	1	-16	-16.0	-16	0
Rams	127	1415	11.1	n/a	12
Opponents	78	n/a	n/a	n/a	n/a

Punting	No.	Yds.	Avg.	LG
Hall	58	2378	41.0	80
C. Davis	10	390	39.0	58
Russell	8	329	41.1	56
Bostick	1	55	55.0	55
Moan	1	30	30.0	30
Slovak	1	15	15.0	15
Rams	79	3197	40.5	80

COACH: HUGO BEZDEK (3), ART LEWIS (8)

1938 (4-7) 4TH, WESTERN DIVISION



DATE	W/L	Score	Opponent	Attend.
9/11	L	17-26	@ Green Bay	(8,247)
9/17	L	6-7	CHICAGO CARDINALS	(7,500)
9/25	L	13-37	@ Washington	(25,000)
10/2	W	21-17	DETROIT	(8,012)
10/9	W	14-7	CHICAGO BEARS	(8,024)
10/23	W	23-21	@ Chicago Bears	(18,705)
10/30	L	7-28	GREEN BAY	(18,483)
11/6	L	0-6	@ Detroit	(30,140)
11/13	L	0-28	@ New York	(25,000)
11/27	L	17-31	@ Chicago Cardinals	(10,000)
12/4	W	13-7	Pittsburgh (New Orleans)	(7,500)

	RAMS	OPP.
First Downs	101	n/a
Total Yards	2253	3020
Avg./Game	204.8	274.5
Total Plays	585	n/a
Avg./Play	3.9	n/a
Net Yards Rushing	798	n/a
Avg./Game	72.5	n/a
Total Rushes	340	n/a
Gross Yards Passing	1363	n/a
Avg./Game	123.9	n/a
Att-Comp-Int	245-88-35	172-77-n/a
Comp. %	35.9	44.8
Punts/Avg.	n/a-44	n/a
Penalties/Yards	n/a-195	n/a
Fumbles/ Ball Lost	23-n/a	n/a
Touchdowns	18	n/a
Rushing	5	n/a
Passing	9	n/a
Returns	4	n/a

Scoring	TD	Ru	Pa	Rt	PAT	FG	S	Pts
Benton	6	0	5	1	0-0	0-0	0	36
Peterson	2	1	1	0	2-2	2-2	0	20
C. Davis	3	3	0	0	1-1	0-0	0	19
Alfonse	2	0	0	2	0-0	0-0	0	12
Snyder	0	0	0	0	7-10	1-2	0	10
Goddard	1	0	1	0	1-1	0-0	0	7
Drake	1	1	0	0	0-0	0-0	0	6
Kovatch	1	0	1	0	0-0	0-0	0	6
Littlefield	1	0	0	1	0-0	0-0	0	6
Pincura	1	0	1	0	0-0	0-0	0	6
Tuckey	0	0	0	0	2-2	0-0	0	2
Zoll	0	0	0	0	1-1	0-0	0	1
B. Davis	0	0	0	0	0-1	0-0	0	0
Rams	18	5	9	4	14-18	3-4	0	131
Opponents	n/a	n/a	n/a	n/a	n/a	n/a	n/a	215

Passing	Att.	Comp.	Yds.	Pct.	Yds./Att.	TD	TD%	Int.	Int%	LG	Rating
Snyder	87	36	631	41.4	7.25	7	8.0	9	10.3	n/a	54.0
Goddard	43	19	238	44.2	5.53	0	0	6	13.9	n/a	22.4
Pincura	33	13	240	39.4	7.27	1	3.0	7	21.2	n/a	35.7
Tuckey	26	7	110	26.9	4.23	1	3.8	2	7.7	n/a	25.5
B. Davis	24	6	49	25.0	2.04	0	0	2	7.7	n/a	44.4
Littlefield	15	1	23	6.7	1.53	0	0	5	33.3	23	0.0
R. Johnson	5	3	45	60.0	9.00	0	0	1	20.0	n/a	50.0
Drake	3	1	8	33.3	2.66	0	0	0	0.0	8	42.4
Alfonse	2	2	19	100.0	9.50	0	0	0	0.0	n/a	106.3
C. Davis	1	0	0	0.0	0.00	0	0	0	0.0	0	39.6
Peterson	6	0	0	0.0	0.00	0	0	2	0.0	0	0.0
Rams	245	88	1363	35.9	5.56	9	3.7	34	13.9	n/a	27.9
Opponents	172	77	n/a	44.8	n/a	n/a	n/a	n/a	n/a	n/a	n/a

Rushing	No.	Yds.	Avg.	LG	TD
C. Davis	71	202	2.8	n/a	3
Drake	74	188	2.5	n/a	1
B. Davis	22	100	4.5	n/a	0
Snyder	44	78	1.8	n/a	0
Peterson	21	70	3.3	n/a	1
Littlefield	19	69	4.3	n/a	0
Spadaccini	9	46	5.1	n/a	0
Tuckey	14	37	2.6	n/a	0
Alfonse	16	16	1.0	n/a	0
Brazell	4	14	3.5	n/a	0
Pincura	2	-6	-3.0	n/a	0
Goddard	40	-16	-0.4	n/a	0
Rams	336	798	2.4	n/a	5

Receiving	No.	Yds.	Avg.	LG	TD
Benton	21	418	19.9	n/a	5
Hamilton	10	187	18.7	n/a	0
Spadaccini	8	101	12.6	n/a	0
Kovatch	8	97	12.1	n/a	1
Brazell	7	100	14.3	n/a	0
Goddard	6	128	21.3	n/a	1
Stephens	6	75	12.5	n/a	0
Pincura	6	72	12.0	n/a	1
Peterson	4	43	10.8	n/a	1
B. Davis	3	31	10.3	n/a	0
Alfonse	2	47	23.5	n/a	0
Drake	2	13	6.5	n/a	0
Snyder	1	16	16.0	16	0
Bucklew	1	14	14.0	14	0
Tuckey	1	10	10.0	10	0
Littlefield	1	9	9.0	9	0
C. Davis	1	2	2.0	2	0
Rams	88	1363	15.5	n/a	9
Opponents	77	n/a	n/a	n/a	n/a



POSTSEASON GAME SUMMARIES

THE 2014 MEDIA GUIDE OF THE
ST. LOUIS RAMS



47



17

NFC DIVISIONAL PLAYOFF GAME
GEORGIA DOME, ATLANTA, GA • SATURDAY, JANUARY 15, 2005

RAMS 7 10 0 0 - 17
 Atlanta 14 14 10 9 - 47

ATL -- Crumpler 18-yard pass from Vick (Feely kick)
 RAMS -- Curtis 57-yard pass from Bulger (Wilkins kick)
 ATL -- Dunn 62-yard run (Feely kick)
 ATL -- Dunn 19-yard run (Feely kick)
 RAMS -- Holt 28-yard pass from Bulger (Wilkins kick)
 ATL -- Rossum 68-yard punt return (Feely kick)
 RAMS -- FG Wilkins 55
 ATL -- Price 6-yard pass from Vick (Feely kick)
 ATL -- FG Feely 38
 ATL -- Smith tackles Bulger in end zone for safety
 ATL -- Duckett 4-yard run (Feely kick)
 PAID ATT -- 70,709

	RAMS	FALCONS
First Downs	19	18
Rushing	5	14
Passing	14	4
Penalty	0	0
Third Down Efficiency	6-10-60%	7-12-58%
Fourth Down Efficiency	0-0-0%	2-2-100%
Total Net Yards	339	397
Total Offensive Plays	57	58
Avg. Gain Per Play	5.9	6.8
Rushes-Yards	18-77	40-327
Avg. Gain Per Rush	4.3	8.2
Net Passing Yards	262	70
Att-Comp-Int	35-23-1	17-13-0
Avg. Gain Per Pass	6.7	3.9
Sacks Allowed-Yards	4-37	1-14
Punts-Avg	4-45.8	2-42.0
Penalties-Yards	4-26	4-32
Fumbles-Lost	1-1	1-1
Time of Possession	24:25	35:35

RAMS STARTERS

WR Torry Holt	LE Bryce Fisher
LT Orlando Pace	NT Ryan Pickett
LG Tom Nütten	DT Damione Lewis
C Andy McCollum	RE Anthony Hargrove
RG Adam Timmerman	WLB Pisa Tinoisamoa
RT Blaine Saipaia	MLB Robert Thomas
TE Cameron Cleeland	SLB Tommy Polley
WR Kevin Curtis	LC Jerametrious Butler
QB Marc Bulger	RC Travis Fisher
TE Brandon Manumaleuna	SS Adam Archuleta
RB Marshall Faulk	FS Antuan Edwards

RAMS SUBSTITUTIONS

P Kevin Stemke, K Jeff Wilkins, CB Kevin Garrett, CB DeJuan Groce, S Rich Coady, RB Aveion Cason, RB Steven Jackson, RB Joey Goodspeed, RB Chris Massey, LB Brandon Chillar, LB Trev Faulk, LB Drew Wahlroos, C Larry Turner, DT Jimmy Kennedy, T Grant Williams, WR Mike Furrey, WR Shaun McDonald, WR Dane Looker, DE Leonard Little, DE Erik Flowers, DT Brian Howard
DNP-QB Jamie Martin, G Darnell Alford
IA-QB Jeff Smoker, QB Chris Chandler, CB Dwight Anderson, RB Arlen Harris, RB Nick Burley, C Matt Lehr, WR Isaac Bruce, DE Tyoka Jackson

		Att	Com	Yds	Tkd/Yd	TD	LG	IN
Rams	Marc Bulger	35	23	299	4/37	2	57t	1
Falcons	Michael Vick	16	12	82	1/14	2	18t	0
	Warrick Dunn	1	1	2	0/0	0	2	0

		Att	Yds	Avg	LG	TD
Rams	Steven Jackson	9	32	3.6	15	0
	Marshall Faulk	7	30	4.3	7	0
	Dane Looker	1	11	11.0	11	0
	Marc Bulger	1	4	4.0	4	0
Falcons	Warrick Dunn	17	142	8.4	62t	2
	Michael Vick	8	119	14.9	47	0
	T.J. Duckett	15	66	4.4	13	1

		No	Yds	Avg	LG	TD
Rams	Kevin Curtis	7	128	18.3	57t	1
	Shaun McDonald	4	37	9.3	14	0
	Marshall Faulk	4	31	7.8	14	0
	Dane Looker	3	38	12.7	15	0
	Torry Holt	2	42	21.0	28t	1
	Steven Jackson	2	5	2.5	8	0
	Brandon Manumaleuna	1	18	18.0	18	0
Falcons	Peerless Price	3	22	7.3	9	1
	Alge Crumpler	2	22	11.0	18t	1
	Michael Jenkins	2	19	9.5	14	0
	Brian Finneran	2	8	4.0	6	0
	DeAngelo Hall	1	6	6.0	6	0
	Dez White	1	3	3.0	3	0
	Michael Vick	1	2	2.0	2	0
	Warrick Dunn	1	2	2.0	2	0

		No	Yds	Avg	LG	TD
Rams	None					
Falcons	Jason Webster	1	0	0.0	0	0

		No	Yds	Avg	LG	TB	IN20	Blk
Rams	Kevin Stemke	4	183	45.8	54	1	0	0
Falcons	Chris Mohr	2	84	42.0	47	0	1	0

		No	FC	Yds	Avg	LG	TD
Rams	Shaun McDonald	0	1	0	0.0	0	0
Falcons	Allen Rossum	3	0	152	50.7	68t	1

		No	Yds	Avg	LG	TD
Rams	Aveion Cason	6	122	20.3	25	0
	Brandon Manumaleuna	1	0	0.0	0	0
Falcons	Allen Rossum	4	80	20.0	26	0

SACKS

Rams: Leonard Little 1-14
Falcons: Keith Brooking 1-20, Rod Coleman 1-10, Brady Smith 1-5, Travis Hall 1-2

GAME NOTES

- WR Kevin Curtis had his second consecutive playoff 100-yard receiving game, making him the third player in Rams' history to have at least two straight such games in the playoffs. This also made him the second player in NFL history to have two 100-yard receiving games in the playoffs before having one in the regular season.
- QB Marc Bulger (944) passed Pat Haden (728) for fifth place on the Rams' all-time playoff passing list with his 299 yards in the air.
- RB Marshall Faulk (509) moved past Harold Jackson (505) for fourth place on the Rams' all-time playoff receiving list with 31 receiving yards.



20



27

NFC WILDCARD GAME QWEST FIELD, SEATTLE, WA • SATURDAY, JANUARY 8, 2005

RAMS	7	7	3	10	-27
Seattle	3	7	3	7	-20

RAMS -- Holt 15-yard pass from Bulger (Wilkins kick)
 SEA -- FG Brown 47
 RAMS -- Faulk 1-yard run (Wilkins kick)
 SEA -- Engram 19-yard pass from Hasselbeck (Brown kick)
 SEA -- FG Brown 30
 RAMS -- FG Wilkins 38
 SEA -- Jackson 23-yard pass from Hasselbeck (Brown kick)
 RAMS -- FG Wilkins 27
 RAMS -- Cleeland 17-yard pass from Bulger (Wilkins kick)
 PAID ATT -- 65,397

	RAMS	SEAHAWKS
First Downs	22	24
Rushing	3	7
Passing	15	15
Penalty	4	2
Third Down Efficiency	9-14-64%	5-12-42%
Fourth Down Efficiency	0-0-0%	0-2-0%
Total Net Yards	396	413
Total Offensive Plays	64	66
Avg. Gain Per Play	6.2	6.3
Rushes-Yards	27-102	20-81
Avg. Gain Per Rush	3.8	4.1
Net Passing Yards	294	332
Att-Comp-Int	32-18-1	43-27-1
Avg. Gain Per Pass	7.9	
7.2 Sacks Allowed-Yards	5-19	3-9
Punts-Avg	3-29.0	3-44.3
Penalties-Yards	4-30	9-61
Fumbles-Lost	0-0	2-0
Time of Possession	31:06	28:54

RAMS STARTERS

WR	Torry Holt	LE	Bryce Fisher
LT	Orlando Pace	NT	Ryan Pickett
LG	Tom Nütten	DT	Jimmy Kennedy
C	Andy McCollum	RE	Anthony Hargrove
RG	Adam Timmerman	WLB	Pisa Tinoisamoa
RT	Blaine Saipaia	MLB	Robert Thomas
TE	Brandon Manumaleuna	SLB	Tommy Polley
WR	Isaac Bruce	LC	Jerametrius Butler
QB	Marc Bulger	RC	Travis Fisher
WR	Kevin Curtis	SS	Adam Archuleta
RB	Marshall Faulk	FS	Antuan Edwards

RAMS SUBSTITUTIONS

P Kevin Stemke, K Jeff Wilkins, CB Kevin Garrett, CB DeJuan Groce, S Rich Coady, RB Aveion Cason, RB Steven Jackson, RB Joey Goodspeed, RB Chris Massey, LB Brandon Chillar, LB Trev Faulk, LB Drew Wahloos, C Larry Turner, T Grant Williams, WR Mike Furrey, WR Shaun McDonald, TE Cameron Cleeland, WR Dane Looker, DE Leonard Little, DT Damione Lewis, DE Erik Flowers, DT Brian Howard

DNP-QB Jamie Martin

IA-QB Jeff Smoker, QB Chris Chandler, CB Dwight Anderson, RB Arlen Harris, RB Nick Burley, C Matt Lehr, G Darnell Alford, DE Tyoka Jackson

Rams	Att	Com	Yds	Tkd/Yd	TD	LG	IN
Marc Bulger	32	18	313	5/19	2	52	1
Seahawks	Att	Com	Yds	Tkd/Yd	TD	LG	IN
Matt Hasselbeck	43	27	341	3/9	2	25	1

Rams	Att	Yds	Avg	LG	TD
Marshall Faulk	13	55	4.2	13	1
Steven Jackson	10	36	3.6	9	0
Marc Bulger	3	10	3.3	7	0
Isaac Bruce	1	1	1.0	1	0
Seahawks	Att	Yds	Avg	LG	TD
Shaun Alexander	15	40	2.7	9	0
Matt Hasselbeck	2	26	13.0	17	0
Maurice Morris	2	9	4.5	5	0
Mack Strong	1	6	6.0	6	0

Rams	No	Yds	Avg	LG	TD
Torry Holt	6	108	18.0	52	1
Kevin Curtis	4	107	26.8	50	0
Isaac Bruce	3	40	13.3	21	0
Marshall Faulk	2	12	6.0	12	0
Shaun McDonald	1	31	31.0	31	0
Cameron Cleeland	1	17	17.0	17t	1
Steven Jackson	1	-2	-2.0	-2	0
Seahawks	No	Yds	Avg	LG	TD
Darrell Jackson	12	128	10.7	23t	1
Itula Mili	6	98	16.3	22	0
Koren Robinson	4	40	10.0	15	0
Bobby Engram	3	34	11.3	19t	1
Shaun Alexander	1	25	25.0	25	0
Jerramy Stevens	1	16	16.0	16	0

Rams	No	Yds	Avg	LG	TD
Travis Fisher	1	0	0.0	0	0
Seahawks	No	Yds	Avg	LG	TD
Ken Hamlin	1	0	0.0	0	0

Rams	No	Yds	Avg	LG	TB	IN20	Blk
Kevin Stemke	3	87	29.0	41	0	1	0
Seahawks	No	Yds	Avg	LG	TB	IN20	Blk
Ken Walter	3	133	44.3	48	0	0	0

Rams	No	FC	Yds	Avg	LG	TD
Shaun McDonald	3	0	14	4.7	10	0
Seahawks	No	FC	Yds	Avg	LG	TD
Bobby Engram	1	1	9	9.0	9	0

Rams	No	Yds	Avg	LG	TD
Aveion Cason	5	101	20.2	24	0
Seahawks	No	Yds	Avg	LG	TD
Maurice Morris	6	109	18.2	21	0

SACKS
Rams: Jimmy Kennedy 1-6, Robert Thomas 1-2, Damione Lewis 1-1
Seahawks: Chike Okeafor 2-14, Rocky Bernard 1-2, Chad Brown 1-2, Craig Terrill 0.5-0.5, Cedric Woodard 0.5-0.5

GAME NOTES

- St. Louis became the first 8-8 team to win a playoff game in NFL history, duplicated by Minnesota the following day.
- St. Louis became the 11th team in NFL history to sweep three games in one season from a divisional foe.
- WR Torry Holt (588) moved into second place on the Rams' all-time playoff receiving list by passing Hall of Famer Tom Fears (572) with his 108 receiving yards.
- K Jeff Wilkins' two field goals and three PATs helped extend his franchise record for playoff scoring to 72.
- CB Travis Fisher made his first career playoff interception.



23



20T



29

NFC DIVISIONAL PLAYOFF GAME
EDWARD JONES DOME, ST. LOUIS, MO • SATURDAY, JANUARY 10, 2004

Carolina 0 10 6 76-29
 RAMS 3 6 3 110-23

RAMS - FG Wilkins 20
 RAMS - FG Wilkins 26
 CAR - Muhammad fumble recovery in end zone (Kasay kick)
 RAMS - FG Wilkins 24
 CAR - FG Kasay 45
 RAMS - FG Wilkins 51
 CAR - FG Kasay 52
 CAR - FG Kasay 34
 CAR - Hoover 7-yard run (Kasay kick)
 RAMS - Faulk 1-yard run (Bulger-Looker pass)
 RAMS - FG Wilkins 33
 CAR - Smith 69-yard pass from Delhomme
 PAID ATT -- 66,165

	PANTHERS	RAMS
First Downs	24	23
Rushing	10	4
Passing	12	17
Penalty	2	2
Third Down Efficiency	9-17-53%	5-13-38%
Fourth Down Efficiency	0-0-0%	1-1-100%
Total Net Yards	485	380
Total Offensive Plays	71	71
Avg. Gain Per Play	6.8	5.4
Rushes-Yards	41-216	23-64
Avg. Gain Per Rush	5.3	2.8
Net Passing Yards	269	316
Att-Comp-Int	27-16-1	46-27-3
Avg. Gain Per Pass	9.0	6.6
Sacks Allowed-Yards	3-21	2-16
Punts-Avg	2-36.5	1-46.0
Penalties-Yards	13-92	5-33
Fumbles-Lost	1-0	0-0
Time of Possession	41:06	34:04

RAMS STARTERS

WR Torry Holt	LE Leonard Little
LT Orlando Pace	LDT Brian Young
LG Andy McCollum	RDT Ryan Pickett
C Dave Wohlabaugh	RE Grant Wistrom
RG Adam Timmerman	LB Pisa Tinoisamoa
RT Kyle Turley	LB Tommy Polley
TE Brandon Manumaleuna	LC Jerametrious Butler
WR Isaac Bruce	RC Travis Fisher
QB Marc Bulger	SS Adam Archuleta
TE Cameron Cleeland	FS Aeneas Williams
RB Marshall Faulk	S Jason Sehorn

RAMS SUBSTITUTIONS

P Sean Landeta, K Jeff Wilkins, CB Kevin Garrett, S Rich Coady, RB Arlen Harris, RB Joey Goodspeed, LS Chris Massey, LB Justin Smith, LB Robert Thomas, LB Jeremy Loyd, LB Jamie Duncan, T John St. Clair, T Grant Williams, WR Mike Furrey, WR Dane Looker, DT Damione Lewis, DE Bryce Fisher, DE Erik Flowers, DT Tyoka Jackson
DNP-QB Kurt Warner, RB Lamar Gordon, WR Kevin Curtis, WR Shaun McDonald
IA-QB Scott Covington, CB DeJuan Groce, CB Fred Weary, LB Trev Faulk, G David Loverne, G Scott Tercero, G Andy King, DT Jimmy Kennedy

PASSING

	Att	Com	Yds	Tkd/Yd	TD	LG	IN
Panthers							
Jake Delhomme	26	16	290	3/21	1	69t	1
Steve Smith	1	0	0	1/4	0	0	0
Rams							
Marc Bulger	46	27	332	2/16	0	28	3

RUSHING

	Att	Yds	Avg	LG	TD
Panthers					
DeShaun Foster	21	95	4.5	17	0
Stephen Davis	6	86	14.3	64	0
Nick Goings	6	22	3.7	9	0
Brad Hoover	2	9	4.5	7t	1
Steve Smith	1	7	7.0	7	0
Muhsin Muhammad	1	3	3.0	3	0
Jake Delhomme	4	-6	-1.5	2	0
Rams					
Marshall Faulk	19	53	2.8	8	1
Marc Bulger	4	11	2.8	7	0

RECEIVING

	No	Yds	Avg	LG	TD
Panthers					
Steve Smith	6	163	27.2	69t	1
Muhsin Muhammad	5	70	14.0	24	0
Brad Hoover	2	16	8.0	11	0
Jermaine Wiggins	1	21	21.0	21	0
Nick Goings	1	12	12.0	12	0
DeShaun Foster	1	8	8.0	8	0
Rams					
Marshall Faulk	9	78	8.7	25	0
Isaac Bruce	7	116	16.6	26	0
Mike Furrey	4	30	7.5	10	0
Dane Looker	2	31	15.5	24	0
Torry Holt	2	21	10.5	13	0
Cameron Cleeland	1	28	28.0	28	0
Brandon Manumaleuna	1	19	19.0	19	0
Joey Goodspeed	1	9	9.0	9	0

INTERCEPTIONS

	No	Yds	Avg	LG	TD
Panthers					
Deon Grant	1	16	16.0	16	0
Ricky Manning	1	0	0.0	0	0
Mike Minter	1	-1	-1.0	-1	0
Rams					
Tommy Polley	1	37	37.0	37	0

PUNTING

	No	Yds	Avg	LG	TB	IN20	Bik
Panthers							
Todd Sauerbrun	2	73	36.5	40	0	0	0
Rams							
Sean Landeta	1	46	46.0	46	0	0	0

PUNT RETURNS

	No	FC	Yds	Avg	LG	TD
Panthers						
Steve Smith	0	1	0	0.0	0	0
Rams						
Dane Looker	0	1	0	0.0	0	0
Mike Furrey	0	1	0	0.0	0	0

KICKOFF RETURNS

	No	Yds	Avg	LG	TD
Panthers					
Rod Smart	5	123	24.6	30	0
Brad Hoover	1	19	19.0	19	0
Rams					
Arlen Harris	5	124	24.8	33	0

SACKS

Panthers: Julius Peppers 1-10, Greg Favors 1-6
Rams: Brian Young 2-10, Tyoka Jackson 1-11

GAME NOTES

- The game was the fifth-longest playoff game in NFL history (75:10).
- The Rams rallied from a 23-12 deficit in the final 6:29 to force overtime. RB Marshall Faulk scored on a 1-yard touchdown run, WR Dane Looker caught a two-point conversion pass, and Wilkins recovered his own onside kick before making a field-goal to send the game to overtime.
- K Jeff Wilkins tied an NFL post season record for made field goals (five) and attempts (six).
- RB Marshall Faulk tied a team playoff record with nine receptions (78 yards).
- WR Isaac Bruce set a team playoff record with his fourth 100-yard receiving game (seven receptions, 116 yards).



17



20

LOUISIANA SUPERDOME, NEW ORLEANS, LA • SUNDAY, FEBRUARY 3, 2002

RAMS 3 0 0 14 - 17
New England 0 14 3 3 - 20

RAMS -- FG Wilkins 50
NE -- Law 47-yard interception return (Vinatieri kick)
NE -- Patten 8-yard pass from Brady (Vinatieri kick)
NE -- FG Vinatieri 37
RAMS -- Warner 2-yard run (Wilkins kick)
RAMS -- Proehl 26-yard pass from Warner (Wilkins kick)
NE -- FG Vinatieri 48
PAID ATT -- 72,922

Summary table comparing Rams and Patriots statistics: First Downs, Third Down Efficiency, Total Net Yards, Net Passing Yards, Sacks Allowed-Yards, Penalties-Yards, Fumbles-Lost, Time of Possession.

RAMS STARTERS

Player lists for Rams and Patriots starters, including WR, LT, LG, C, RG, RT, TE, QB, FB, RB positions.

RAMS SUBSTITUTIONS

P John Baker, K Jeff Wilkins, CB Jerametrious Butler, RB Trung Canidate, RB Robert Holcombe, S Willie Gary, CB Dre' Bly, S Nick Sorensen, TE Jeff Robinson, T Ryan Tucker, LB Mark Fields, LB O.J. Brigance, C/G Frank Garcia, G Cameron Spikes, DE Sean Moran, DT Ryan Pickett, WR Az-Zahir Hakim, WR Yo Murphy, TE Brandon Manumaleuna, WR Ricky Proehl, DE Leonard Little, DT Tyoka Jackson
DNP-QB Jamie Martin
IA-QB Marc Bulger, RB Justin Watson, S Rich Coady, LB Brian Allen, LB Dustin Cohen, T John St. Clair, G Kaulana Noa

GAME NOTES

- The Rams made their second Super Bowl appearance in three seasons, and eighth overall NFL Championship appearance.
K Jeff Wilkins' 50-yard field goal in the first quarter was the third-longest in Super Bowl history.
The Patriots had a 17-3 lead before St. Louis opened up the fourth quarter by going on a 12-play, 77-yard drive that resulted in a 2-yard touchdown run by Warner to narrow the Rams' deficit at 17-10.
The Rams got the ball back with 1:51 left in the game and scored three plays later (with 1:37 to go) on a Warner pass to WR Ricky Proehl for a 26-yard touchdown that tied to score at 17-17.
New England then went on a nine-play, 53-yard drive that took the remainder of the game, culminating in a 48-yard, game-winning field goal by Vinatieri as time expired.

PASSING stats for Rams (Kurt Warner) and Patriots (Tom Brady, Kevin Faulk).

RUSHING stats for Rams (Marshall Faulk, Kurt Warner, Az-Zahir Hakim, James Hodgins) and Patriots (Antowain Smith, David Patten, Kevin Faulk, Marc Edwards, Tom Brady, J.R. Redmond).

RECEIVING stats for Rams (Az-Zahir Hakim, Isaac Bruce, Torry Holt, Marshall Faulk, Ricky Proehl, Jeff Robinson, Ernie Conwell, Yo Murphy, James Hodgins) and Patriots (Troy Brown, J.R. Redmond, Jermaine Wiggins, Marc Edwards, David Patten, Antowain Smith, Kevin Faulk).

INTERCEPTIONS stats for Rams (None) and Patriots (Ty Law, Otis Smith).

PUNTING stats for Rams (John Baker) and Patriots (Ken Walter).

PUNT RETURNS stats for Rams (Dre' Bly) and Patriots (Troy Brown).

KICKOFF RETURNS stats for Rams (Yo Murphy, Marshall Faulk) and Patriots (Patrick Pass, Troy Brown).

SACKS

Rams: Leonard Little 1-7, Grant Wistrom 1-4
Patriots: Willie McGinest 1-16, Richard Seymour 1-7, Bobby Hamilton 1-5



NFC CHAMPIONSHIP GAME
DOMED AT AMERICA'S CENTER, ST. LOUIS, MO - SUNDAY, JANUARY 27, 2002

Philadelphia	3	14	0	7	-24
RAMS	10	3	9	7	-29

RAMS -- Bruce 5-yard pass from Warner (Wilkins kick)
 PHI -- FG Akers 46
 RAMS -- FG Wilkins 27
 PHI -- Staley 1-yard run (Akers kick)
 RAMS -- FG Wilkins 39
 PHI -- Pinkston 12-yard pass from McNabb (Akers kick)
 RAMS -- FG Wilkins 41
 RAMS -- Faulk 1-yard run (pass failed)
 RAMS -- Faulk 1-yard run (Wilkins kick)
 PHI -- McNabb 3-yard run (Akers kick)
 PAID ATT -- 66,502

	EAGLES	RAMS
First Downs	16	22
Rushing	7	9
Passing	9	13
Penalty	0	0
Third Down Efficiency 5-12-42% 7-15-47%		
Fourth Down Efficiency 1-2-50% 0-1-0%		
Total Net Yards	256	371
Total Offensive Plays	55	67
Avg. Gain Per Play	4.7	5.5
Rushes-Yards	22-110	33-161
Avg. Gain Per Rush	5.0	4.9
Net Passing Yards	146	210
Att-Comp-Int	30-18-1	33-22-0
Avg. Gain Per Pass	4.4	6.2
Sacks Allowed-Yards	3-25	1-2
Punts-Avg	4-39.3	3-45.0
Penalties-Yards	2-15	6-38
Fumbles-Lost	1-1	2-0
Time of Possession	24:30	35:30

RAMS STARTERS

WR Torry Holt	LE Chidi Ahanotu
LT Orlando Pace	LDT Brian Young
LG Tom Nütten	RDT Jeff Zgonina
C Andy McCollum	RE Grant Wistrom
RG Adam Timmerman	LLB Don Davis
RT Rod Jones	MLB London Fletcher
WR Ricky Proehl	RLB Tommy Polley
WR Isaac Bruce	LC Aeneas Williams
QB Kurt Warner	RC Dexter McCleon
WR Az-Zahir Hakim	SS Adam Archuleta
RB Marshall Faulk	FS Kim Herring

RAMS SUBSTITUTIONS

P John Baker, K Jeff Wilkins, CB Jerametrius Butler, RB Trung Canidate, RB Robert Holcombe, S Willie Gary, CB Dre' Bly, S Nick Sorensen, RB James Hodgins, TE Jeff Robinson, T Ryan Tucker, LB Mark Fields, LB Dustin Cohen, LB O.J. Brigance, C/G Frank Garcia, DE Sean Moran, DT Ryan Pickett, WR Yo Murphy, TE Ernie Conwell, TE Brandon Manumaleuna, DE Leonard Little, DT Tyoka Jackson
DNP-QB Jamie Martin
IA-QB Marc Bulger, RB Justin Watson, S Rich Coody, LB Brian Allen, T John St. Clair, G Kaulana Noa, G Cameron Spikes

	PASSING						
	Att	Com	Yds	Tkd/Yd	TD	LG	IN
Eagles							
Donovan McNabb	30	18	171	3/25	1	17	1
Rams							
Kurt Warner	33	22	212	1/2	1	21	0

	RUSHING				
	Att	Yds	Avg	LG	TD
Eagles					
Correll Buckhalter	6	50	8.3	31	0
Duce Staley	11	39	3.5	20	1
Donovan McNabb	4	26	6.5	10	1
James Thrash	1	-5	-5.0	-5	0
Rams					
Marshall Faulk	31	159	5.1	31	2
Kurt Warner	2	2	1.0	3	0

	RECEIVING				
	No	Yds	Avg	LG	TD
Eagles					
Duce Staley	8	58	7.3	10	0
Chad Lewis	5	53	10.6	14	0
James Thrash	3	46	15.3	17	0
Todd Pinkston	1	12	12.0	12t	1
Freddie Mitchell	1	2	2.0	2	0
Rams					
Isaac Bruce	8	84	10.5	17	1
Torry Holt	5	58	11.6	21	0
Marshall Faulk	4	13	3.3	10	0
Ernie Conwell	3	33	11.0	19	0
Az-Zahir Hakim	2	24	12.0	20	0

	INTERCEPTIONS				
	No	Yds	Avg	LG	TD
Eagles					
None					
Rams					
Aeneas Williams	1	0	0.0	0	0

	PUNTING						
	No	Yds	Avg	LG	TB	IN20	Bik
Eagles							
Sean Landeta	4	157	39.3	46	0	1	0
Rams							
John Baker	3	135	45.0	51	0	1	0

	PUNT RETURNS					
	No	FC	Yds	Avg	LG	TD
Eagles						
Brian Mitchell	2	1	20	10.0	41	0
Rams						
Dre' Bly	1	3	0	0.0	0	0

	KICKOFF RETURNS					
	No	Yds	Avg	LG	TD	
Eagles						
Brian Mitchell	6	128	21.3	16	0	
Dameane Douglas	1	20	20.0	20	0	
Rams						
Yo Murphy	3	95	31.7	43	0	
Trung Canidate	1	22	22.0	22	0	

SACKS
Eagles: Derrick Burgess 1-2
Rams: Leonard Little 2-15, Grant Wistrom 1-10

GAME NOTES

- The Rams won their second NFC Championship in three years and third all time.
- St. Louis won their fifth consecutive home playoff game.
- RB Marshall Faulk rushed 31 times for a career-high 159 yards and two touchdowns. Faulk's rushing yardage total was the third-highest postseason total in franchise history.
- CB Aeneas Williams' interception with 1:55 left in the game helped seal the Rams victory.
- Led by Faulk rushing 22 times for 75 yards and two touchdowns after halftime, the Rams held a 20:51-9:09 time of possession advantage in the second half.



NFC DIVISIONAL PLAYOFF GAME
HOME AT AMERICA'S CENTER, ST. LOUIS, MO • SUNDAY, JANUARY 20, 2002

Green Bay 7 3 0 7 - 17
 RAMS 7 17 14 7 - 45

RAMS -- Williams 29-yard interception return (Wilkins kick)
 GB -- Freeman 22-yard pass from Favre (Longwell kick)
 RAMS -- Holt 4-yard pass from Warner (Wilkins kick)
 RAMS -- Hodgins 4-yard pass from Warner (Wilkins kick)
 GB -- FG Longwell 28
 RAMS -- FG Wilkins 27
 RAMS -- Faulk 7-yard run (Wilkins kick)
 RAMS -- Polley 34-yard interception return (Wilkins kick)
 RAMS -- Williams 32-yard interception return (Wilkins kick)
 GB -- Freeman 8-yard pass from Favre (Longwell kick)
 PAID ATT -- 66,338

	PACKERS	RAMS
First Downs	19	13
Rushing	6	5
Passing	13	8
Penalty	0	0
Third Down Efficiency	5-12-42%	3-12-25%
Fourth Down Efficiency	0-1-0%	0-2-0%
Total Net Yards	383	292
Total Offensive Plays	68	54
Avg. Gain Per Play	5.6	5.4
Rushes-Yards	22-118	22-91
Avg. Gain Per Rush	5.4	4.1
Net Passing Yards	265	201
Att-Comp-Int	44-26-6	30-18-1
Avg. Gain Per Pass	5.8	
6.3		
Sacks Allowed-Yards	2-16	2-15
Punts-Avg	3-43.7	5-42.0
Penalties-Yards	3-20	4-30
Fumbles-Lost	3-2	0-0
Time of Possession	32:22	27:38

RAMS STARTERS

WR Torry Holt	LE Chidi Ahanotu
LT Orlando Pace	LDT Brian Young
LG Tom Nütten	RDT Jeff Zgonina
C Andy McCollum	RE Grant Wistrom
RG Adam Timmerman	LLB Don Davis
RT Rod Jones	MLB London Fletcher
TE Ernie Conwell	RLB Tommy Polley
WR Isaac Bruce	LC Aeneas Williams
QB Kurt Warner	RC Dexter McCleon
FB James Hodgins	SS Adam Archuleta
RB Marshall Faulk	FS Kim Herring

RAMS SUBSTITUTIONS

P John Baker, K Jeff Wilkins, CB Jerametrius Butler, RB Trung Canidate, RB Robert Holcombe, S Willie Gary, CB Dre' Bly, RB Justin Watson, S Nick Sorensen, TE Jeff Robinson, LB Mark Fields, LB O.J. Brigance, C/G Frank Garcia, DE Sean Moran, DT Ryan Pickett, WR Az-Zahir Hakim, WR Yo Murphy, TE Brandon Manumaleuna, WR Ricky Proehl, DE Leonard Little, DT Tyoka Jackson
 DNP-QB Jamie Martin, T Ryan Tucker
 IA-QB Marc Bulger, S Rich Coady, LB Brian Allen, LB Dustin Cohen, T John St. Clair, G Kaulana Noa, G Cameron Spikes

GAME NOTES

- The Rams won their fourth consecutive home playoff game.
- St. Louis tied an NFL postseason record for most interception returns for a touchdown in a game with three, tying the Chicago Bears vs. Washington, 12/8/40.
- The Rams also established a team postseason record for most interception returns for a touchdown with three, as the previous record was two interceptions for touchdown in a 35-23 win vs. the St. Louis Cardinals 12/27/75.
- CB Aeneas Williams established an NFL postseason record for most interception returns for a touchdown with two in one game, the previous record was one held by many players.
- RB Marshall Faulk registered a postseason career-high with 82 rushing yards in 16 attempts with one touchdown.

	Att	Com	Yds	Tkd/Yd	TD	LG	IN
Packers	44	26	281	2/16	2	27	6
Rams	30	18	216	2/15	2	50	1

	Att	Yds	Avg	LG	TD
Packers	16	94	5.9	49	0
Ahman Green	1	16	16.0	16	0
Donald Driver	1	6	6.0	6	0
Dorsey Levins	3	3	1.0	4	0
Brett Favre	1	-1	-1.0	-1	0
Doug Pederson	16	82	5.1	38	1
Rams	1	9	9.0	9	0
Marshall Faulk	4	0	0.0	3	0
Az-Zahir Hakim	1	0	0.0	0	0
Kurt Warner	1	0	0.0	0	0
Ernie Conwell					

	No	Yds	Avg	LG	TD
Packers	8	55	6.9	13	0
Ahman Green	7	64	9.1	22t	2
Antonio Freeman	5	79	15.8	27	0
Corey Bradford	2	39	19.5	25	0
Bill Schroeder	2	23	11.5	12	0
Dorsey Levins	2	21	10.5	15	0
Bubba Franks	6	47	7.8	23	0
Rams	5	84	16.8	50	1
Marshall Faulk	4	35	8.8	15	0
Torry Holt	1	27	27.0	27	0
Az-Zahir Hakim	1	19	19.0	19	0
Jeff Robinson	1	4	4.0	4t	1
Isaac Bruce					
James Hodgins					

	No	Yds	Avg	LG	TD
Packers	1	0	0.0	0	0
Darren Sharper	2	61	30.5	32t	2
Rams	2	35	17.5	34t	1
Aeneas Williams	1	45	45.0	45	0
Tommy Polley	1	20	20.0	20	0
Kim Herring					
Dexter McCleon					

	No	Yds	Avg	LG	TB	IN20	Bik
Packers	3	131	43.7	46.7	0	2	0
Jason Bidwell	5	210	42.0	53	1	2	0
Rams							
John Baker							

	No	FC	Yds	Avg	LG	TD
Packers	1	0	6	6.0	6	0
Allen Rossum	1	2	6	6.0	6	0
Rams						
Dre' Bly						

	No	Yds	Avg	LG	TD
Packers	4	83	20.8	25	0
Allen Rossum	2	33	16.5	20	0
Herbert Goodman	1	16	16.0	16	0
Tod McBride	1	16	16.0	16	0
Rams	3	76	25.3	33	0
Yo Murphy					

SACKS

Packers: Na'il Diggs 1-9, Kabeer Gbaja-Biamila 1-6
Rams: Tyoka Jackson 1-10, Sean Moran 1-6



NFC WILDCARD GAME

LOUISIANA SUPERDOME, NEW ORLEANS, LA • SATURDAY, DECEMBER 30, 2000

RAMS	7	0	0	21	- 28
New Orleans	0	10	7	14	- 31

RAMS -- Bruce 17-yard pass from Warner (Wilkins kick)
 NO -- Wilson 12-yard pass from Brooks (Brien kick)
 NO -- FG Brien 33
 NO -- Jackson 10-yard pass from Brooks (Brien kick)
 NO -- Jackson 49-yard pass from Brooks (Brien kick)
 NO -- Jackson 16-yard pass from Brooks (Brien kick)
 RAMS -- Proehl 17-yard pass from Warner (run failed)
 RAMS -- Faulk 25-yard pass from Warner (Wilkins kick)
 RAMS -- Warner 5-yard run (Warner to Faulk pass)
 PAID ATT -- 64,900

	RAMS	SAINTS
First Downs	17	17
Rushing	1	1
Passing	16	14
Penalty	0	2
Third Down Efficiency	7-12-58%	5-13-38%
Fourth Down Efficiency	0-0-0%	0-0-0%
Total Net Yards	384	301
Total Offensive Plays	58	63
Avg. Gain Per Play	6.6	4.8
Rushes-Yards	16-34	32-50
Avg. Gain Per Rush	2.1	1.6
Net Passing Yards	350	251
Att-Comp-Int	40-24-3	29-16-1
Avg. Gain Per Pass	8.3	8.1
Sacks Allowed-Yards	2-15	2-15
Punts-Avg	5-43	6-41
Penalties-Yards	9-60	5-40
Fumbles-Lost	3-2	4-1
Time of Possession	28:29	31:31

RAMS STARTERS

WR Torry Holt	LE Kevin Carter
LT Orlando Pace	LDT Ray Agnew
LG Tom Nütten	RDT Jeff Zgonina
C Andy McCollum	RE Grant Wistrom
RG Adam Timmerman	LLB Mike Jones
RT Ryan Tucker	MLB London Fletcher
TE Roland Williams	RLB Todd Collins
WR Isaac Bruce	LC Todd Lyght
QB Kurt Warner	RC Dexter McCleon
FB James Hodgins	SS Devin Bush
RB Marshall Faulk	FS Keith Lyle

RAMS SUBSTITUTIONS

P John Baker, K Jeff Wilkins, CB Taje Allen, CB Jacoby Shepherd, RB Robert Holcombe, S Matt Bowen, CB Dre' Bly, RB Justin Watson, TE Jeff Robinson, LB Lorenzo Styles, LB Keith Miller, LB Leonard Little, LB Dustin Cohen, DT D'Marco Farr, DE Sean Moran, WR Az-Zahir Hakim, WR Tony Horne, TE Ernie Conwell, WR Ricky Proehl, WR Chris Thomas
 DNP-QB Trent Green, C Steve Everitt, G Cameron Spikes
 IA-QB Joe Germaine, S Shevin Smith, RB Chad Dukes, DE Brian Young, G Pete Swanson, T John St. Clair, WR Darrius Blevins, DT Gaylon Hyder

		PASSING						
	Att	Com	Yds	Tkd/Yd	TD	LG	IN	
Rams	40	24	365	2/15	3	38	3	
Kurt Warner								
Saints	29	16	266	2/15	4	50	1	
Aaron Brooks								

		RUSHING				
	Att	Yds	Avg	LG	TD	
Rams	14	24	1.7	4	0	
Marshall Faulk	1	5	5.0	5t	1	
Kurt Warner	1	5	5.0	5	0	
Justin Watson						
Saints	10	26	2.6	9	0	
Aaron Brooks	16	21	1.3	9	0	
Terry Allen	2	5	2.5	5	0	
Chad Morton	3	1	0.3	1	0	
Jerald Moore	1	-3	-3.0	-3	0	
Willie Jackson						

		RECEIVING				
	No	Yds	Avg	LG	TD	
Rams	7	127	18.1	29	1	
Isaac Bruce	7	99	14.1	35	1	
Marshall Faulk	3	46	15.3	21	1	
Ricky Proehl	3	25	8.3	14	0	
Roland Williams	2	42	21.0	38	0	
Az-Zahir Hakim	2	26	13.0	20	0	
Torry Holt						
Saints	6	142	23.7	50	3	
Willie Jackson	3	41	13.7	21	1	
Robert Wilson	3	27	9.0	12	0	
Jake Reed	2	34	17.0	23	0	
Chad Morton	1	16	16.0	16	0	
Andrew Glover	1	6	6.0	6	0	
Terry Allen						

INTERCEPTIONS

	No	Yds	Avg	LG	TD
Rams	1	6	6.0	6	0
Devin Bush					
Saints	2	56	28.0	52	0
Sammy Knight	1	8	8.0	8	0
Chris Oldham					

PUNTING

	No	Yds	Avg	LG	TB	IN20	Bik
Rams	5	215	43.0	53	0	0	0
John Baker							
Saints	6	246	41.0	50	1	1	0
Toby Gowin							

PUNT RETURNS

	No	FC	Yds	Avg	LG	TD
Rams	3	1	59	19.7	65	0
Az-Zahir Hakim						
Saints	3	2	32	10.7	17	0
Chad Morton						

KICKOFF RETURNS

	No	Yds	Avg	LG	TD
Rams	5	69	13.8	24	0
Tony Horne					
Saints	3	81	27.0	31	0
Fred McAfee	1	2	2.0	2	0
Darrin Smith	1	0	0.0	0	0
Kevin Mathis					

SACKS

Rams: Leonard Little 1-9, Grant Wistrom 1-6
Saints: Willie Whitehead 1-12, Keith Mitchell 1-3

GAME NOTES

- St. Louis earned a playoff spot for the second consecutive season with a win over the Saints in Week 16 and the Chicago Bears' 23-20 victory over the Detroit Lions at the Silverdome in Detroit.
- The Rams, down 31-7 with 11:57 to play in the game, scored 21 unanswered points in the fourth quarter but the Saints held on for their first ever playoff victory.
- WR Isaac Bruce posted his third career 100-yard receiving game in the postseason, tying a franchise record.



SUPER BOWL XXXIV
GEORGIA DOME, ATLANTA, GA • SUNDAY, JANUARY 30, 2000

RAMS	3	6	7	7	-23
Tennessee	0	0	6	10	-16

RAMS -- FG Wilkins 27
 RAMS -- FG Wilkins 29
 RAMS -- FG Wilkins 28
 RAMS -- Holt 9-yard pass from Warner (Wilkins kick)
 TEN -- George 1-yard run (Two Point Attempt Failed)
 TEN -- George 2-yard run (Del Greco kick)
 TEN -- FG Del Greco 43
 RAMS -- Bruce 73-yard pass from Warner (Wilkins kick)
 PAID ATT -- 72,625

	RAMS	TITANS
First Downs	23	27
Rushing	1	12
Passing	18	13
Penalty	4	2
Third Down Efficiency	5-12-42%	6-13-46%
Fourth Down Efficiency	0-1-0%	1-1-100%
Total Net Yards	436	367
Total Offensive Plays	59	73
Avg. Gain Per Play	7.4	5.0
Rushes-Yards	13-29	36-159
Avg. Gain Per Rush	2.2	4.4
Net Passing Yards	407	208
Att-Comp-Int	45-24-0	36-22-0
Avg. Gain Per Pass	8.8	
5.6		
Sacks Allowed-Yards	1-7	1-6
Punts-Avg	2-38.5	3-43
Penalties-Yards	8-60	7-45
Fumbles-Lost	2-0	1-0
Time of Possession	23:34	36:26

RAMS STARTERS

WR Torry Holt	LE	Kevin Carter
LT Orlando Pace	LDT	Ray Agnew
LG Tom Nütten	RDT	D'Marco Farr
C Mike Gruttadauria	RE	Grant Wistrom
RG Adam Timmerman	LLB	Mike Jones
RT Fred Miller	MLB	London Fletcher
TE Roland Williams	RLB	Todd Collins
WR Isaac Bruce	LC	Todd Lyght
QB Kurt Warner	RC	Dexter McCleon
FB Robert Holcombe	SS	Billy Jenkins
RB Marshall Faulk	FS	Keith Lyle

RAMS SUBSTITUTIONS

P Mike Horan, K Jeff Wilkins, S Devin Bush, RB Amp Lee, CB Dre' Bly, S Rich Coady, RB James Hodgins, TE Jeff Robinson, C Ryan Tucker, LB Lorenzo Styles, LB Charlie Clemons, LB Leonard Little, LB Mike Morton, G Andy McCollum, WR Az-Zahir Hakim, WR Tony Horne, TE Ernie Conwell, WR Ricky Proehl, DT Jeff Zgonina, DT Nate Hobgood-Chittick, DE Jay Williams
DNP-QB Paul Justin, CB Taje Allen
IA-QB Joe Germaine, S Ron Carpenter, RB Justin Watson, G Cameron Spikes, T Matt Willig, WR Chris Thomas, LB Troy Pelshak, DE Lionel Barnes

		PASSING					
	Att	Com	Yds	Tkd/Yd	TD	LG	IN
Rams	45	24	414	1/7	2	73t	0
Kurt Warner							
Titans	36	22	214	1/6	0	32	0
Steve McNair							

		RUSHING				
	Att	Yds	Avg	LG	TD	
Rams	10	17	1.7	4	0	
Marshall Faulk						
Robert Holcombe	1	11	11.0	11	0	
Kurt Warner	1	1	1.0	1	0	
Mike Horan	1	0	0.0	0	0	
Titans	28	95	3.4	13	2	
Eddie George						
Steve McNair	8	64	8.0	23	0	

		RECEIVING				
	No	Yds	Avg	LG	TD	
Rams	7	109	15.6	32	1	
Torry Holt						
Isaac Bruce	6	162	27.0	73t	1	
Marshall Faulk	5	90	18.0	52	0	
Az-Zahir Hakim	1	17	17.0	17	0	
Ernie Conwell	1	16	16.0	16	0	
Ricky Proehl	1	1	11.0	11	0	
Roland Williams	1	9	9.0	9	0	
Robert Holcombe	1	1	1.0	1	0	
Fred Miller	1	-1	-1.0	-1	0	
Titans	7	64	9.1	21	0	
Jackie Harris						
Frank Wycheck	5	35	7.0	13	0	
Kevin Dyson	4	41	10.3	16	0	
Eddie George	2	35	17.5	32	0	
Isaac Byrd	2	21	10.5	21	0	
Derrick Mason	2	18	9.0	9	0	

		INTERCEPTIONS				
	No	Yds	Avg	LG	TD	
Rams	None					
Titans	None					

		PUNTING					
	No	Yds	Avg	LG	TB	IN20	Blk
Rams	2	77	38.5	47	0	0	0
Mike Horan							
Titans	3	129	43.0	49	0	1	0
Craig Hentrich							

		PUNT RETURNS					
	No	FC	Yds	Avg	LG	TD	
Rams	2	0	8	4.0	10	0	
Az-Zahir Hakim							
Titans	1	0	-1	-1.0	-1	0	
Derrick Mason							

		KICKOFF RETURNS				
	No	Yds	Avg	LG	TD	
Rams	4	55	13.8	25	0	
Tony Horne						
Titans	5	122	24.4	35	0	
Derrick Mason						

SACKS

Rams: Kevin Carter 1-6
Titans: Jason Fisk 1-7

GAME NOTES

- The Rams won the Super Bowl for the first time and earned their first World Championship since 1951. It was also the first Super Bowl Championship for the city of St. Louis.
- Rams QB Kurt Warner set a Super Bowl record by throwing for 414 yards and he tossed two touchdown passes and was named Super Bowl MVP.
- WR Torry Holt set a rookie record for receptions in a Super Bowl with seven.
- Warner completed a 73-yard touchdown pass to WR Isaac Bruce with 1:54 remaining in the game to give the Rams a 23-16 lead.
- On the final play of the game Titans' QB Steve McNair connected with WR Kevin Dyson inside the five-yard line. Dyson's attempt at a game tying touchdown was thwarted by LB Mike Jones tackle at the one-yard line, ensuring both Jones and the Rams their places in history.



NFC CHAMPIONSHIP GAME
TRANS WORLD DOME, ST. LOUIS, MO • SUNDAY, JANUARY 23, 2000

Tampa Bay	3	0	3	0	-6
RAMS	3	2	0	6	-11

TB -- FG Gramatica 25
 RAMS -- FG Wilkins 24
 RAMS -- King out of endzone, forced by team for a safety
 TB -- FG Gramatica 23
 RAMS -- Proehl 30-yard pass from Warner (Two-point attempt failed)
 PAID ATT -- 66,496

	BUCS	RAMS
First Downs	13	23
Rushing	2	5
Passing	11	14
Penalty	0	4
Third Down Efficiency	4-14-29%	7-14-50%
Fourth Down Efficiency	0-0-0%	0-0-0%
Total Net Yards	223	350
Total Offensive Plays	60	72
Avg. Gain Per Play	3.7	4.9
Rushes-Yards	15-60	25-59
Avg. Gain Per Rush	4.0	2.4
Net Passing Yards	163	291
Att-Comp-Int	40-17-2	44-28-2
Avg. Gain Per Pass	3.6	
6.2		
Sacks Allowed-Yards	5-25	3-25
Punts-Avg	6-47.8	4-37
Penalties-Yards	11-106	7-65
Fumbles-Lost	1-0	1-1
Time of Possession	22:35	37:25

RAMS STARTERS

WR Torry Holt	LE Kevin Carter
LT Orlando Pace	LDT Ray Agnew
LG Tom Nütten	RDT D'Marco Farr
C Mike Gruttadauria	RE Grant Wistrom
RG Adam Timmerman	LLB Mike Jones
RT Fred Miller	MLB London Fletcher
TE Roland Williams	RLB Todd Collins
WR Isaac Bruce	LC Todd Lyght
QB Kurt Warner	RC Dexter McCleon
FB Robert Holcombe	SS Billy Jenkins
RB Marshall Faulk	FS Devin Bush

RAMS SUBSTITUTIONS

P Mike Horan, K Jeff Wilkins, CB Taje Allen, RB Amp Lee, CB Dre' Bly, S Keith Lyle, S Rich Coady, RB James Hodgins, TE Jeff Robinson, C Ryan Tucker, LB Lorenzo Styles, LB Charlie Clemons, LB Leonard Little, LB Mike Morton, G Andy McCollum, WR Az-Zahir Hakim, WR Tony Horne, TE Ernie Conwell, WR Ricky Proehl, DT Jeff Zgonina, DT Nate Hobgood-Chittick, DE Jay Williams
 DNP-QB Paul Justin
 IA-QB Joe Germaine, S Ron Carpenter, RB Justin Watson, G Cameron Spikes, T Matt Willig, WR Chris Thomas, LB Troy Pelshak, DE Lionel Barnes

		PASSING						
	Att	Com	Yds	Tkd/Yd	TD	LG	IN	
Buccaneers	29	13	163	5/37	0	32	2	
Shaun King								
Rams	43	26	258	0/0	1	30t	3	
Kurt Warner								

		RUSHING				
	Att	Yds	Avg	LG	TD	
Buccaneers	12	39	3.3	9	0	
Mike Alstott						
Warrick Dunn	9	35	3.9	13	0	
Shaun King	2	3	1.5	3	0	
Rams	17	44	2.6	9	0	
Marshall Faulk	1	6	6.0	6	0	
Az-Zahir Hakim	1	2	2.0	2	0	
Robert Holcombe	1	2	2.0	2	0	
Kurt Warner	2	-1	-0.5	0	0	

		RECEIVING				
	No	Yds	Avg	LG	TD	
Buccaneers	4	59	14.8	32	0	
Jacquez Green						
Warrick Dunn	4	37	9.3	12	0	
Karl Williams	2	28	14.0	22	0	
Bert Emanuel	1	22	22.0	22	0	
Mike Alstott	1	9	9.0	9	0	
Dave Moore	1	8	8.0	8	0	
Rams	7	68	9.7	20	0	
Torry Holt						
Ricky Proehl	6	100	16.7	30t	1	
Isaac Bruce	3	22	7.3	9	0	
Marshall Faulk	3	5	1.7	9	0	
Az-Zahir Hakim	2	27	13.5	14	0	
Robert Holcombe	2	5	2.5	6	0	
Roland Williams	1	22	22.0	22	0	
Jeff Robinson	1	11	11.0	11	0	
Ernie Conwell	1	-2	-2.0	-2	0	

		INTERCEPTIONS				
	No	Yds	Avg	LG	TD	
Buccaneers	1	15	15.0	15	0	
Brian Kelly						
Hardy Nickerson	1	6	6.0	6	0	
Steve White	1	0	0.0	0	0	
Rams	1	19	19.0	19	0	
Todd Lyght						
Dre' Bly	1	9	9.0	9	0	

		PUNTING					
	No	Yds	Avg	LG	TB	IN20	Blk
Buccaneers	5	202	40.4	53	1	3	0
Mark Royals							
Rams	4	175	43.8	48	0	0	0
Mike Horan							

		PUNT RETURNS				
	No	FC	Yds	Avg	LG	TD
Buccaneers	4	0	45	11.3	15	0
Karl Williams						
Rams	3	1	25	8.3	15	0
Az-Zahir Hakim						

		KICKOFF RETURNS				
	No	Yds	Avg	LG	TD	
Buccaneers	3	60	20.0	26	0	
Warrick Dunn						
Rams	2	38	19.0	24	0	
Tony Horne						

SACKS

Buccaneers: None
Rams: Grant Wistrom 1-13, Charlie Clemons 1-8, D'Marco Farr 1-5, Jeff Zgonina 1-5

GAME NOTES

- The Rams earned their first trip to the Super Bowl since 1979, defeating the Bucs in a rematch of the NFC Championship game 20 years ago.
- WR Ricky Proehl's leaping, one-handed 30-yard touchdown catch, his first touchdown of the season, gave the Rams the lead with 4:44 to play.
- Tampa Bay's ensuing drive moved them to the St. Louis 35-yard line in the game's waning moments, but Tampa Bay QB Shaun King's pass to WR Bert Emanuel in the endzone on fourth down with less than a minute to play was knocked away in the endzone by CB Taje Allen.



NFC DIVISIONAL PLAYOFF GAME

TRANS WORLD DOME, ST. LOUIS, MO • SUNDAY, JANUARY 16, 2000

Minnesota	3	14	0	20	-	37
RAMS	14	0	21	14	-	49

MIN -- FG Anderson 31
RAMS -- Bruce 77-yard pass from Warner (Wilkins kick)
RAMS -- Faulk 41-yard pass from Warner (Wilkins kick)
MIN -- Carter 22-yard pass from George (Anderson kick)
MIN -- Hoard 4-yard run (Anderson kick)
RAMS -- Horne 95-yard kickoff return (Wilkins kick)
RAMS -- Faulk 1-yard run (Wilkins kick)
RAMS -- Robinson 13-yard pass from Warner (Wilkins kick)
RAMS -- Tucker 1-yard pass from Warner (Wilkins kick)
RAMS -- Williams 2-yard pass from Warner (Wilkins kick)
MIN -- Reed 4-yard pass from George (Hoard run)
MIN -- Moss 44-yard pass from George (Two Point Attempt Failed)
MIN -- Moss 2-yard pass from George (Two Point Attempt Failed)
PAID ATT -- 66,194

	VIKINGS	RAMS
First Downs	27	23
Rushing	6	3
Passing	20	18
Penalty	1	2
Third Down Efficiency	6-15-40%	4-8-50%
Fourth Down Efficiency	2-2-100%	0-0-0%
Total Net Yards	476	405
Total Offensive Plays	83	52
Avg. Gain Per Play	5.7	7.8
Rushes-Yards	29-87	17-31
Avg. Gain Per Rush	3.0	1.8
Net Passing Yards	389	374
Att-Comp-Int	50-29-1	33-27-1
Avg. Gain Per Pass	7.2	10.7
Sacks Allowed-Yards	4-35	2-17
Punts-Avg	5-47.6	
3-38.7		
Penalties-Yards	10-57	10-70
Fumbles-Lost	2-2	2-2
Time of Possession	34:11	25:49

RAMS STARTERS

WR	Torry Holt	LE	Kevin Carter
LT	Orlando Pace	LDT	Ray Agnew
LG	Tom Nütten	RDT	D'Marco Farr
C	Mike Gruttadauria	RE	Grant Wistrom
RG	Adam Timmerman	LLB	Mike Jones
RT	Fred Miller	MLB	London Fletcher
TE	Roland Williams	RLB	Todd Collins
WR	Isaac Bruce	LC	Todd Lyght
QB	Kurt Warner	RC	Dexter McCleon
FB	Robert Holcombe	SS	Billy Jenkins
RB	Marshall Faulk	FS	Devin Bush

RAMS SUBSTITUTIONS

P Mike Horan, K Jeff Wilkins, CB Taje Allen, S Ron Carpenter, RB Amp Lee, CB Dre' Bly, S Rich Coady, RB James Hodgins, TE Jeff Robinson, C Ryan Tucker, LB Lorenzo Styles, LB Charlie Clemons, LB Leonard Little, LB Mike Morton, G Andy McCollum, WR Az-Zahir Hakim, WR Tony Horne, TE Ernie Conwell, WR Ricky Proehl, DT Jeff Zgonina, DT Nate Hobgood-Chittick, DE Jay Williams
DNP-QB Paul Justin
IA-QB Joe Germaine, S Keith Lyle, RB Justin Watson, G Cameron Spikes, T Matt Willig, WR Chris Thomas, LB Troy Pelshak, DE Lionel Barnes

PASSING							
Vikings	Att	Com	Yds	Tkd/Yd	TD	LG	IN
Jeff George	50	29	424	4/35	4	44t	1
Rams	Att	Com	Yds	Tkd/Yd	TD	LG	IN
Kurt Warner	33	27	391	2/17	5	77t	1

RUSHING					
Vikings	Att	Yds	Avg	LG	TD
Robert Smith	20	64	3.2	11	0
Leroy Hoard	7	24	3.4	9	1
Jeff George	2	-1	-0.5	0	0
Rams	Att	Yds	AvgL	G	TD
Marshall Faulk	11	21	1.9	11	1
Az-Zahir Hakim	1	4	4.0	4	0
Kurt Warner	3	3	1.0	4	0
Robert Holcombe	1	2	2.0	2	0
Amp Lee	1	1	1.0	1	0

RECEIVING					
Vikings	No	Yds	Avg	LG	TD
Randy Moss	9	188	20.9	44t	2
Cris Carter	7	111	15.9	22t	1
Robert Smith	7	32	4.6	15	0
Jake Reed	5	81	16.2	41	1
Andrew Glover	1	12	12.0	12	0
Rams	No	Yds	Avg	LG	TD
Torry Holt	6	65	10.8	17	0
Marshall Faulk	5	80	16.0	41t	1
Az-Zahir Hakim	5	49	9.8	20	0
Isaac Bruce	4	133	33.3	77t	1
Roland Williams	2	20	10.0	18	1
Jeff Robinson	1	13	13.0	13t	1
Robert Holcombe	1	12	12.0	12	0
Ricky Proehl	1	10	10.0	10	0
Ernie Conwell	1	8	8.0	8	0
Ryan Tucker	1	1	1.0	1t	1

INTERCEPTIONS					
Vikings	No	Yds	Avg	LG	TD
Jimmy Hitchcock	1	0	0.0	0	0
Rams	No	Yds	Avg	LG	TD
Dexter McCleon	1	-4	-4.0	0	0

PUNTING							
Vikings	No	Yds	Avg	LG	TB	IN20	Blk
Mitch Berger	5	238	47.6	52	0	1	0
Rams	No	Yds	AvgLG	TB	IN20	Blk	
Mike Horan	3	116	38.7	42	0	1	0

PUNT RETURNS						
Vikings	No	FC	Yds	Avg	LG	TD
Randy Moss	2	0	25	12.5	14	0
Rams	No	FC	Yds	Avg	LG	TD
Az-Zahir Hakim	4	0	72	18.0	34	0

KICKOFF RETURNS					
Vikings	No	Yds	Avg	LG	TD
Robert Tate	7	151	21.6	25	0
Moe Williams	1	23	23.0	23	0
Rams	No	Yds	Avg	LG	TD
Tony Horne	4	174	43.5	95t	1
Isaac Bruce	1	0	0.0	0	0

SACKS

Vikings: John Randle 1-9, John Burrough 1-8
Rams: Billy Jenkins 1-13, Charlie Clemons 1-9, London Fletcher 1-7, Kevin Carter 1-6

GAME NOTES

- The Rams won their first playoff game since January 7, 1990 against the New York Giants and their first home playoff game since January 4, 1985, vs. Dallas.
- Rams QB Kurt Warner set team playoff records for passing yards (391), completions (27), completion percentage (81.8), and touchdowns (five).
- On the Rams first play from scrimmage, Warner connected with WR Isaac Bruce on a 77-yard scoring pass.
- WR/KR Tony Horne scored on a 95-yard kickoff return, the first kickoff returned for a touchdown in Rams' postseason history.

1989 NFC CHAMPIONSHIP GAME • SAN FRANCISCO 30, RAMS 3
CANDLESTICK PARK, SAN FRANCISCO, CA • SUNDAY, JANUARY 14, 1990

RAMS 3 0 0 0-3
 San Francisco 0 21 3 6 -30

RAMS - FG Lansford 23
 SF - Jones 20-yard pass from Montana (Cofer kick)
 SF - Craig 1-yard run (Cofer kick)
 SF - Taylor 18-yard pass from Montana (Cofer kick)
 SF - FG Cofer 28
 SF - FG Cofer 36
 SF - FG Cofer 25
 PAID ATT -- 64,769

	RAMS	49ERS
First Downs	9	29
Rushing	0	12
Passing	9	16
Penalty	0	1
Third Down Efficiency	3-12-25%	7-13-54%
Fourth Down Efficiency	0-0-0%	0-0-0%
Total Net Yards	156	442
Total Offensive Plays	47	76
Avg. Gain Per Play	3.3	5.8
Rushes-Yards	10-26	44-179
Avg. Gain Per Rush	2.6	4.1
Net Passing Yards	130	263
Att-Comp-Int	36-16-3	31-27-0
Avg. Gain Per Pass	3.5	
8.2		
Sacks Allowed-Yards	1-11	1-5
Punts-Avg	7-31.4	2-31.0
Penalties-Yards	1-10	4-40
Fumbles-Lost	1-0	3-2
Time of Possession	20:12	39:48

RUSHING						
Rams	Att	Yds	Avg	LG	TD	
Greg Bell	8	20	2.5	5	0	
Cleveland Gary	1	3	3.0	3	0	
Robert Delpino	1	3	3.0	3	0	
49ers	Att	Yds	Avg	LG	TD	
Roger Craig	23	93	4.0	13	1	
Tom Rathman	10	63	6.3	17	0	
Terrence Flagler	8	19	2.4	12	0	
Joe Montana	1	4	4.0	4	0	
Keith Henderson	1	1	1.0	1	0	
Steve Young	1	-1	-1.0	1	0	

RECEIVING						
Rams	No	Yds	Avg	LG	TD	
Buford McGee	7	53	7.6	17	0	
Pete Holohan	3	26	8.7	18	0	
Greg Bell	2	23	11.5	18	0	
Henry Ellard	2	18	9.0	12	0	
Willie Anderson	1	14	14.0	14	0	
Johnnie Johnson	1	7	7.0	7	0	
49ers	No	Yds	Avg	LG	TD	
Jerry Rice	6	55	9.2	19	0	
Tom Rathman	6	48	8.0	13	0	
Brent Jones	4	46	11.5	20t	1	
John Taylor	4	45	11.3	18t	1	
Roger Craig	3	40	13.3	16	0	
Mike Sherrard	2	21	10.5	15	0	
Mike Wilson	1	7	7.0	7	0	
Jamie Williams	1	6	6.0	6	0	

INTERCEPTIONS					
Rams	No	Yds	Avg	LG	TD
None					
49ers	No	Yds	Avg	LG	TD
Tim McKyer	1	27	27.0	27	0
Keena Turner	1	15	15.0	15	0
Ronnie Lott	1	14	14.0	14	0

PUNTING					
Rams	No	Yds	Avg	LG	IN20 BIK
Dale Hatcher	7	220	31.4	410	3 0
49ers	No	Yds	Avg	LG	IN20 BIK
Barry Helton	2	62	31.0	360	0 0

PUNT RETURNS					
Rams	No	FC	Yds	Avg	LG TD
LeRoy Irvin	1	0	10	10.0	10 0
49ers	No	FC	Yds	Avg	LG TD
John Taylor	1	4	2	2.0	2 0

KICKOFF RETURNS					
Rams	No	Yds	Avg	LG	TD
Robert Delpino	4	95	23.8	49	0
Ron Brown	2	51	25.5	27	0
49ers	No	Yds	Avg	LG	TD
Terrence Flagler	1	19	19.0	19	0
Spencer Tillman	1	16	16.0	16	0

SACKS
 Rams: Larry Kelm 1-5
 49ers: Larry Roberts 1-11

RAMS STARTERS			
WR	Willie Anderson	DT	Shawn Miller
LT	Irv Pankey	NT	Alvin Wright
LG	Tom Newberry	DT	Mike Piel
C	Doug Smith	OLB	Kevin Greene
RG	Duval Love	ILB	Larry Kelm
RT	Jackie Slater	ILB	Fred Strickland
TE	Pete Holohan	OLB	Mike Wilcher
WR	Henry Ellard	LC	Jerry Gray
QB	Jim Everett	RC	LeRoy Irvin
FB	Buford McGee	SS	James Washington
RB	Greg Bell	FS	Michael Stewart

PASSING							
Rams	Att	Com	Yds	Tkd/Yd	TD	LG	IN
Jim Everett	36	16	141	1/11	0	18	3
49ers	Att	Com	Yds	Tkd/Yd	TD	LG	IN
Joe Montana	30	26	262	0/0	2	20t	0
Steve Young	1	1	6	0/0	0	6	0
Roger Craig	0	0	0	1/5	0	0	0

1989 NFC DIVISIONAL PLAYOFF GAME • RAMS 19, NEW YORK GIANTS 13 (OT)
GIANTS STADIUM, EAST RUTHERFORD, NJ • SUNDAY, JANUARY 7, 1990

RAMS 0 7 0 6 6-19
 New York Giants 6 0 7 0 0-13

NYG - FG Allegre 35
 NYG - FG Allegre 41
 RAMS - Anderson 20-yard pass from Everett (Lansford kick)
 NYG - Anderson 2-yard run (Allegre kick)
 RAMS - FG Lansford 31
 RAMS - FG Lansford 22
 RAMS - Anderson 30-yard pass from Everett
 PAID ATT -- 76,325

	RAMS	GIANTS
First Downs	26	20
Rushing	6	11
Passing	18	8
Penalty	2	1
Third Down Efficiency	7-14-50%	9-16-56%
Fourth Down Efficiency	0-0-0%	0-0-0%
Total Net Yards	448	344
Total Offensive Plays	70	67
Avg. Gain Per Play	6.4	5.1
Rushes-Yards	24-146	36-171
Avg. Gain Per Rush	6.1	4.8
Net Passing Yards	302	173
Att-Comp-Int	44-25-1	30-14-1
Avg. Gain Per Pass	6.6	
5.6		
Sacks Allowed-Yards	2-13	1-7
Punts-Avg	4-30.3	5-37.2
Penalties-Yards	5-35	4-59
Fumbles-Lost	1-1	3-0
Time of Possession	28:19	32:47

FB Pete Holohan SS Vince Newsome
 RB Greg Bell FS Michael Stewart

RUSHING					
Rams	Att	Yds	Avg	LG	TD
Greg Bell	19	87	4.6	18	0
Buford McGee	3	34	11.3	14	0
Jim Everett	2	25	12.5	13	0
Giants	Att	Yds	Avg	LG	TD
Ottis Anderson	24	120	5.0	13	1
Lewis Tillman	7	25	3.6	12	0
Phil Simms	3	16	5.3	13	0
David Meggett	1	7	7.0	7	0
Maurice Carthon	1	3	3.0	3	0

RECEIVING					
Rams	No	Yds	Avg	LG	TD
Henry Ellard	8	125	15.6	27	0
Willie Anderson	2	50	25.0	30t	2
Pete Holohan	5	48	9.6	12	0
Ron Brown	3	35	11.7	14	0
Buford McGee	2	31	15.5	22	0
Damone Johnson	3	15	5.0	5	0
Greg Bell	2	11	5.5	6	0
Giants	No	Yds	Avg	LG	TD
David Meggett	4	52	13.0	16	0
Zeke Mowatt	3	52	17.3	23	0
Stephen Baker	2	46	23.0	27	0
Lionel Manuel	1	24	24.0	24	0

Maurice Carthon 1 8 8.0 8 0
 Ottis Anderson 3 -2 -0.7 6 0

INTERCEPTIONS					
Rams	No	Yds	Avg	LG	TD
Michael Stewart	1	29	29.0	29	0
Giants	No	Yds	Avg	LG	TD
Mark Collins	1	0	0.0	0	0

PUNTING					
Rams	No	Yds	Avg	LG	TB IN20
Dale Hatcher	4	121	30.3	41	0 2
Giants	No	Yds	Avg	LG	TB IN20
Sean Landeta	5	186	37.2	49	0 1

PUNT RETURNS					
Rams	No	FC	Yds	Avg	LG TD
LeRoy Irvin	1	0	3	3.0	3 0
Darryl Henley	2	1	-4	-2.0	7 0
Giants	No	FC	Yds	Avg	LG TD
David Meggett	1	0	0	0.0	0 0

KICKOFF RETURNS					
Rams	No	Yds	Avg	LG	TD
Robert Delpino	4	60	15.0	23	0
Ron Brown	1	38	38.3	38	0
Giants	No	Yds	Avg	LG	TD
Mark Ingram	2	41	20.5	21	0
David Meggett	1	25	25.0	25	0
Howard Cross	1	9	9.0	9	0

SACKS
 Rams: Kevin Greene 1-7
 Giants: Lawrence Taylor 2-13

RAMS STARTERS			
WR	Willie Anderson	DT	Shawn Miller
LT	Irv Pankey	NT	Alvin Wright
LG	Tom Newberry	DT	Mike Piel
C	Doug Smith	OLB	Kevin Greene
RG	Duval Love	ILB	Larry Kelm
RT	Jackie Slater	ILB	Fred Strickland
TE	Damone Johnson	OLB	Mike Wilcher
WR	Henry Ellard	LC	Jerry Gray
QB	Jim Everett	RC	LeRoy Irvin

PASSING							
Rams	Att	Com	Yds	Tkd/Yd	TD	LG	IN
Jim Everett	44	25	315	2/13	2	30t	1
Giants	Att	Com	Yds	Tkd/Yd	TD	LG	IN
Phil Simms	29	14	180	1/7	0	27	1
David Meggett	1	0	0	0/0	0	0	0

1989 NFC WILDCARD GAME • RAMS 21, PHILADELPHIA 7
VETERAN'S STADIUM, PHILADELPHIA, PA • SUNDAY, DECEMBER 31, 1989

RAMS 14 0 0 7-21
 Philadelphia 0 0 0 7-7

RAMS - Ellard 39-yard pass from Everett (Lansford kick)
 RAMS - Johnson 4-yard pass from Everett (Lansford kick)
 PHI - Toney 1-yard run (Ruzek kick)
 RAMS - Bell 7-yard run (Lansford kick)
 PAID ATT -- 57,869

	RAMS	EAGLES
First Downs	19	14
Rushing	6	6
Passing	12	8
Penalty	1	0
Third Down Efficiency	5-16-31%	6-16-38%
Fourth Down Efficiency	1-1-100%	0-0-0%
Total Net Yards	409	306
Total Offensive Plays	71	62
Avg. Gain Per Play	5.8	4.9
Rushes-Yards	36-144	20-95
Avg. Gain Per Rush	4.0	4.8
Net Passing Yards	265	211
Att-Comp-Int	33-18-2	40-24-1
Avg. Gain Per Pass	7.8	5.0
Sacks Allowed-Yards	2-16	2-27
Punts-Avg	7-37.0	9-36.3
Penalties-Yards	1-5	4-35
Fumbles-Lost	1-1	6-2
Time of Possession	33:38	26:22

RUSHING						
	Att	Yds	Avg	LG	TD	
Rams						
Greg Bell	27	124	4.6	54	1	
Buford McGee	2	18	9.0	16	0	
Jim Everett	7	2	0.3	7	0	
Eagles						
Heath Sherman	9	44	4.9	23	0	
Randall Cunningham	6	39	6.5	11	0	
Anthony Toney	5	12	2.4	5	1	
RECEIVING						
	No	Yds	Avg	LG	TD	
Rams						
Henry Ellard	4	87	21.8	39t	1	
Willie Anderson	2	77	38.5	55	0	
Pete Holohan	4	37	9.3	18	0	
Robert Delpino	3	31	10.3	16	0	
Greg Bell	1	23	23.0	23	0	
Buford McGee	3	22	7.3	15	0	
Damone Johnson	1	4	4.0	4t	1	
Eagles						
Keith Byars	9	68	7.6	17	0	
Keith Jackson	3	47	15.7	30	0	
Ron Johnson	2	38	19	23	0	
Anthony Toney	4	35	8.8	20	0	
Heath Sherman	2	18	9.0	11	0	
Cris Carter	2	16	8.0	11	0	
Greg Garrity	2	16	8.0	8	0	

INTERCEPTIONS						
	No	Yds	Avg	LG	TD	
Rams						
LeRoy Irvin	1	0	0.0	0	0	
Eagles						
Izel Jenkins	1	33	33.0	33	0	
Seth Joyner	1	1	1.0	1	0	

PUNTING							
	No	Yds	Avg	LG	TB	IN20	Bik
Rams							
Dale Hatcher	7	259	37.0	47	2	2	0
Eagles							
Rick Tuten	8	307	38.4	43	0	2	0
Randall Cunningham	1	20	20.0	20	0	0	0

PUNT RETURNS						
	No	FC	Yds	Avg	LG	TD
Rams						
Darryl Henley	3	1	15	5.0	7	0
Eagles						
Anthony Edwards	2	1	5	2.5	3	0

KICKOFF RETURNS						
	No	Yds	Avg	LG	TD	
Rams						
Ron Brown	1	14	14.0	14	0	
Robert Delpino	1	0	0.0	0	0	
Eagles						
Anthony Edwards	3	37	12.3	18	0	
Mark Higgs	1	15	15.0	15	0	

SACKS
 Rams: Kevin Greene 2-27
 Eagles: Reggie White 1-9, Jerome Brown 1-7

RAMS STARTERS

WR	Willie Anderson	DT	Shawn Miller
LT	Irv Pankey	NT	Alvin Wright
LG	Tom Newberry	DT	Mike Piel
C	Doug Smith	OLB	Kevin Greene
RG	Tony Slaton	ILB	Larry Kelm
RT	Jackie Slater	ILB	Fred Strickland
TE	Damone Johnson	OLB	Mike Wilcher
WR	Henry Ellard	LC	Jerry Gray
QB	Jim Everett	RC	LeRoy Irvin
RB	Greg Bell	SS	Vince Newsome
WR	Aaron Cox	FS	Michael Stewart

PASSING							
	Att	Com	Yds	Tkd/Yd	TD	LG	IN
Rams							
Jim Everett	33	18	281	2/16	2	55	2
Eagles							
Randall Cunningham	40	24	238	2/27	0	30	1

1988 NFC WILDCARD GAME • MINNESOTA 28, RAMS 17
HUBERT H. HUMPHREY METRODOME, MINNEAPOLIS, MN • MONDAY, DECEMBER 26, 1988

RAMS 0 7 3 7-17
 Minnesota 14 0 7 7-28

MIN - Anderson 7-yard run (Nelson kick)
 MIN - Rice 17-yard run (Nelson kick)
 RAMS - D. Johnson 3-yard pass from Everett (Lansford kick)
 MIN - Anderson 1-yard run (Nelson kick)
 RAMS - FG Lansford 43
 MIN - Hilton 5-yard pass from Wilson (Nelson kick)
 RAMS - Holohan 11-yard pass from Everett (Lansford kick)
 PAID ATT -- 57,666

	RAMS	VIKES
First Downs	19	20
Rushing	4	7
Passing	15	11
Penalty	0	2
Third Down Efficiency	6-15-40%	6-14-43%
Fourth Down Efficiency	0-1-0%	0-0-0%
Total Net Yards	342	310
Total Offensive Plays	70	66
Avg. Gain Per Play	4.9	4.7
Rushes-Yards	24-107	33-103
Avg. Gain Per Rush	4.5	3.1
Net Passing Yards	235	207
Att-Comp-Int	45-19-3	28-17-0
Avg. Gain Per Pass	5.1	6.3
Sacks Allowed-Yards	1-12	5-46
Punts-Avg	5-48.2	7-41.6
Penalties-Yards	10-54	6-40
Fumbles-Lost	0-0	1-0
Time of Possession	26:06	33:54

RUSHING						
	Att	Yds	Avg	LG	TD	
Rams						
Greg Bell	17	91	5.4	22	0	
Jim Everett	2	8	4.0	6	0	
Robert Delpino	3	4	1.3	4	0	
Charles White	1	2	2.0	2	0	
Henry Ellard	1	2	2.0	2	0	
Vikings						
Allen Rice	17	79	4.6	17	1	
Darrin Nelson	3	9	3.0	7	0	
Alfred Anderson	6	9	1.5	7	2	
Rick Fenney	2	5	2.5	3	0	
Wade Wilson	5	1	0.2	3	0	
RECEIVING						
	No	Yds	Avg	LG	TD	
Rams						
Henry Ellard	4	54	13.5	29	0	
Pete Holohan	3	44	14.7	24	1	
Buford McGee	4	34	8.5	19	0	
Robert Delpino	2	33	16.5	21	0	
Willie Anderson	2	29	14.5	17	0	
Damone Johnson	3	27	9.0	18	1	
Ron Brown	1	26	26.0	26	0	
Vikings						
Anthony Carter	4	102	25.5	46	0	
Jim Gustafson	2	52	26.0	34	0	
Hassan Jones	2	28	14.0	18	0	
Steve Jordan	1	19	19.0	19	0	
Rick Fenney	3	19	6.3	8	0	
Allen Rice	1	12	12.0	12	0	
Alfred Anderson	2	10	5.0	5	0	
Darrin Nelson	1	6	6.0	6	0	
Carl Hilton	1	5	5.0	5	1	

INTERCEPTIONS						
	No	Yds	Avg	LG	TD	
Rams						
None						
Vikings						
Joey Browner	2	40	20.0	26	0	
Scott Studwell	1	0	0.0	0	0	

PUNTING							
	No	Yds	Avg	LG	TB	IN20	Bik
Rams							
Dale Hatcher	5	241	48.2	63	0	2	0
Vikings							
Bucky Scribner	7	291	41.6	51	0	1	0

PUNT RETURNS						
	No	FC	Yds	Avg	LG	TD
Rams						
Clifford Hicks	4	0	46	11.5	32	0
Mickey Sutton	1	0	14	14.0	14	0
Vikings						
Anthony Carter	1	2	1	1.0	1	0
Leo Lewis	1	0	14	14.0	14	0

KICKOFF RETURNS						
	No	Yds	Avg	LG	TD	
Rams						
Ron Brown	4	71	17.8	22	0	
Robert Delpino	1	35	35.0	35	0	
Vikings						
Darryl Harris	3	58	19.3	20	0	

SACKS
 Rams: Kevin Greene 3-19, Fred Strickland 2-27
 Vikings: Joey Browner 1-12

RAMS STARTERS

WR	Aaron Cox	LE	Doug Reed
LT	Irv Pankey	NT	Alvin Wright
LG	Tom Newberry	RE	Shawn Miller
C	Doug Smith	OLB	Kevin Greene
RG	Duval Love	ILB	Carl Ekern
RT	Jackie Slater	ILB	Jim Collins
TE	Damone Johnson	OLB	Mike Wilcher
WR	Henry Ellard	LC	Jerry Gray
QB	Jim Everett	RC	LeRoy Irvin
FB	Buford McGee	SS	Johnnie Johnson
RB	Greg Bell	FS	Michael Stewart

PASSING							
	Att	Com	Yds	Tkd/Yd	TD	LG	IN
Rams							
Jim Everett	45	19	247	1/12	2	29	3
Vikings							
Wade Wilson	28	17	253	5/46	1	46	0

1986 NFC WILDCARD GAME • WASHINGTON 19, RAMS 7
RFK STADIUM, WASHINGTON, D.C. • SUNDAY, DECEMBER 28, 1986

RAMS 0 0 0 7-7
 Washington 10 3 3 3 - 19

WAS - FG Atkinson 25
 WAS - Bryant 14-yard pass from Schroeder (Atkinson kick)
 WAS - FG Atkinson 20
 WAS - FG Atkinson 38
 RAMS - House 12-yard pass from Everett (Lansford kick)
 WAS - FG Atkinson 19
 PAID ATT -- 54,130

	RAMS	'SKINS
First Downs	16	15
Rushing	9	9
Passing	6	5
Penalty	1	1
Third Down Efficiency	5-10-50%	7-16-44%
Fourth Down Efficiency	0-1-0%	0-0-0%
Total Net Yards	324	228
Total Offensive Plays	53	64
Avg. Gain Per Play	6.1	3.6
Rushes-Yards	34-198	41-138
Avg. Gain Per Rush	5.8	3.4
Net Passing Yards	126	90
Att-Comp-Int	18-9-2	23-13-0
Avg. Gain Per Pass	6.6	3.9
Sacks Allowed-Yards	1-10	0-0
Punts-Avg	3-38.3	5-42.2
Penalties-Yards	8-78	6-45
Fumbles-Lost	4-4	1-1
Time of Possession	23:54	36:06

RAMS STARTERS

WR Kevin House	LE Doug Reed
LT Irv Pankey	NT Shawn Miller
LG Tom Newberry	RE Reggie Doss
C Doug Smith	LOLB Mel Owens
RG Dennis Harrah	LILB Mark Jerue
RT Jackie Slater	RILB Carl Ekern
TE David Hill	ROLB Mike Wilcher
WR Henry Ellard	LC Jerry Gray
QB Jim Everett	RC LeRoy Irvin
RB Barry Redden	FS Vince Newsome
RB Eric Dickerson	SS Nolan Cromwell

RUSHING

Rams	Att	Yds	Avg	LG	TD
Eric Dickerson	26	158	6.1	65	0
Barry Redden	7	28	4.0	13	0
Jim Everett	1	12	12.0	12	0

Redskins

Att	Yds	Avg	LG	TD	
George Rogers	29	115	4.0	15	0
Kelvin Bryant	4	17	4.3	9	0
Keith Griffin	5	8	1.6	4	0
Jay Schroeder	3	-2	-0.7	0	0

RECEIVING

Rams	No	Yds	Avg	LG	TD
Kevin House	3	70	23.3	45	1
David Hill	3	27	9.0	13	0
Barry Redden	1	20	20.0	20	0
Henry Ellard	1	14	14.0	14	0
Darren Long	1	5	5.0	5	0

Redskins

No	Yds	Avg	LG	TD	
Art Monk	5	34	6.8	11	0
Kelvin Bryant	2	18	9.0	14	1
Ricky Sanders	2	15	7.5	10	0
Gary Clark	1	8	8.0	8	0
Don Warren	1	7	7.0	7	0
Clint Didier	1	4	4.0	4	0
George Rogers	1	4	4.0	4	0

INTERCEPTIONS

Rams	No	Yds	Avg	LG	TD
None					

Redskins

No	Yds	Avg	LG	TD	
Alvin Walton	1	16	16.0	16	0
Barry Wilburn	1	2	2.0	2	0

PUNTING

Rams	No	Yds	Avg	LG	TB	IN20	Blk
Dale Hatcher	3	115	38.3	42	0	0	0

Redskins

No	Yds	Avg	LG	TB	IN20	Blk
Steve Cox	5	211	42.2	51	0	2

PUNT RETURNS

Rams	No	FC	Yds	Avg	LG	TD
Henry Ellard	2	0	23	11.5	14	0
Johnnie Johnson	0	1	0	0.0	0	0

Redskins

No	FC	Yds	Avg	LG	TD	
Eric Yarber	2	0	8	4.0	9	0

KICKOFF RETURNS

Rams	No	Yds	Avg	LG	TD
Charles White	3	42	14.0	27	0
Mickey Sutton	2	37	18.5	20	0
Mike McDonald	1	7	7.0	7	0

Redskins

No	Yds	Avg	LG	TD	
Dwight Garner	2	27	13.5	14	0

Rams: None
Redskins: Charles Mann 1-10

PASSING

Rams	Att	Com	Yds	Tkd/Yd	TD	LG	IN
Jim Everett	18	9	136	1/10	1	45	2

Redskins

Att	Com	Yds	Tkd/Yd	TD	LG	IN	
Jay Schroeder	23	13	90	0/0	1	14	0

1985 NFC CHAMPIONSHIP GAME • CHICAGO 24, RAMS 0
SOLDIER FIELD, CHICAGO, IL • SUNDAY, JANUARY 12, 1986

RAMS 0 0 0 0-0
 Chicago 10 0 7 7-24

CHI - McMahon 16-yard run (Butler kick)
 CHI - FG Butler 34
 CHI - Gault 22-yard pass from McMahon (Butler kick)
 CHI - Marshall 52-yard fumble return (Butler kick)
 PAID ATT -- 63,522

	RAMS	BEARS
First Downs	9	13
Rushing	5	5
Passing	3	8
Penalty	1	0
Third Down Efficiency	2-14-14%	4-16-25%
Fourth Down Efficiency	0-0-0%	1-1-100%
Total Net Yards	130	232
Total Offensive Plays	60	61
Avg. Gain Per Play	2.2	3.8
Rushes-Yards	26-86	33-91
Avg. Gain Per Rush	3.3	2.8
Net Passing Yards	44	141
Att-Comp-Int	31-10-1	25-16-0
Avg. Gain Per Pass	1.3	5.0
Sacks Allowed-Yards	3-22	3-23
Punts-Avg	11-39.2	10-36.3
Penalties-Yards	4-25	6-48
Fumbles-Lost	4-2	3-1
Time of Possession	25:33	34:27

RAMS STARTERS

WR Henry Ellard	LE Doug Reed
LT Irv Pankey	NT Charles DeJurnett
LG Kent Hill	RE Reggie Doss
C Tony Slaton	LOLB Mel Owens
RG Dennis Harrah	LILB Carl Ekern
RT Jackie Slater	RILB Jim Collins
TE David Hill	ROLB Mike Wilcher
WR Ron Brown	LC Gary Green
RB Barry Redden	RC LeRoy Irvin
QB Dieter Brock	SS Nolan Cromwell
RB Eric Dickerson	FS Johnnie Johnson

RUSHING

Rams	Att	Yds	Avg	LG	TD
Eric Dickerson	17	46	2.7	9	0
Barry Redden	9	40	4.4	12	0

Bears

Att	Yds	Avg	LG	TD	
Walter Payton	18	32	1.8	8	0
Matt Suhey	6	23	3.8	9	0
Jim McMahon	4	28	7.0	16	1
Calvin Thomas	3	-1	-0.3	1	0
Dennis Gentry	2	9	4.5	7	0

RECEIVING

Rams	No	Yds	Avg	LG	TD
Tony Hunter	3	29	6.7	15	0
Ron Brown	2	14	7.0	11	0
Eric Dickerson	3	10	3.3	7	0
Bobby Duckworth	1	8	8.0	8	0
Henry Ellard	1	5	5.0	5	0

Bears

No	Yds	Avg	LG	TD	
Walter Payton	7	48	6.9	19	0
Willie Gault	4	56	14.0	22	1
Emery Moorehead	2	28	14.0	20	0
Dennis McKinnon	1	17	17.0	17	0
Tim Wrightman	1	8	8.0	8	0
Matt Suhey	1	7	7.0	7	0

INTERCEPTIONS

Rams	No	Yds	Avg	LG	TD
None					

Bears

No	Yds	Avg	LG	TD	
Leslie Frazier	1	-3	-3.0	3	0

PUNTING

Rams	No	Yds	Avg	LG	TB	IN20	Blk
Dale Hatcher	11	431	39.2	51	0	3	0

Bears

No	Yds	Avg	LG	TB	IN20	Blk
Maury Buford	10	363	36.3	55	0	2

PUNT RETURNS

Rams	No	FC	Yds	Avg	LG	TD
Henry Ellard	1	0	6	6.0	6	0
Johnnie Johnson	2	1	6	3.0	3	0
LeRoy Irvin	1	0	4	4.0	4	0

Bears

No	FC	Yds	Avg	LG	TD	
Keith Ortego	4	0	21	5.3	8	0
Dave Duerson	0	1	0	0.0	0	0
Reggie Phillips	1	0	0	0.0	0	0

KICKOFF RETURNS

Rams	No	Yds	Avg	LG	TD
Ron Brown	3	63	21.0	45	0
Barry Redden	1	13	13.0	13	0

Bears

No	Yds	Avg	LG	TD	
Dennis Gentry	1	22	22.0	22	0

Rams: Doug Reed 2-13, Reggie Doss 1-7
Bears: Richard Dent 1-11, William Perry 1-7, Dan Hampton 1-4

PASSING

Rams	Att	Com	Yds	Tkd/Yd	TD	LG	IN
Dieter Brock	31	10	66	3/22	0	15	1

Bears

Att	Com	Yds	Tkd/Yd	TD	LG	IN	
Jim McMahon	25	16	164	3/23	1	22	0

1985 NFC DIVISIONAL PLAYOFF GAME • RAMS 20, DALLAS 0
ANAHEIM STADIUM, ANAHEIM, CA • SATURDAY, JANUARY 4, 1986

Dallas 0 0 0 0 -0
 RAMS 3 0 10 7 -20

RAMS - FG Lansford 33
 RAMS - Dickerson 55-yard run (Lansford kick)
 RAMS - FG Lansford 34
 RAMS - Dickerson 40-yard run (Lansford kick)
 PAID ATT -- 66,351

	BOYS	RAMS
First Downs	15	15
Rushing	3	11
Passing	12	3
Penalty	0	1
Third Down Efficiency	3-14-21%	3-15-20%
Fourth Down Efficiency	2-4-50%	0-1-0%
Total Net Yards	243	316
Total Offensive Plays	66	64
Avg. Gain Per Play	3.7	4.9
Rushes-Yards	18-61	41-269
Avg. Gain Per Rush	3.4	6.6
Net Passing Yards	182	47
Att-Comp-Int	43-24-3	22-6-1
Avg. Gain Per Pass	3.8	2.0
Sacks Allowed-Yards	5-35	1-3
Punts-Avg	7-46.9	7-40.7
Penalties-Yards	5-30	2-29
Fumbles-Lost	3-3	3-1
Time of Possession	30:45	29:15

RUSHING					
	Att	Yds	Avg	LG	TD
Cowboys					
Tony Dorsett	17	58	3.4	14	0
Timmy Newsome	1	3	3.0	3	0
Rams					
Eric Dickerson	34	248	7.3	55t	2
Barry Redden	6	21	3.5	7	0
Dieter Brock	1	0	0.0	0	0

RECEIVING					
	No	Yds	Avg	LG	TD
Cowboys					
Tony Dorsett	8	80	10.0	22	0
Doug Cosbie	6	61	10.2	21	0
Tony Hill	5	41	8.2	14	0
Timmy Newsome	3	10	3.3	7	0
Karl Powe	1	19	19.0	19	0
James Jones	1	6	6.0	6	0
Rams					
Henry Ellard	2	33	16.5	21	0
Barry Redden	1	15	15.0	15	0
David Hill	1	3	3.0	3	0
Tony Hunter	1	3	3.0	3	0
Eric Dickerson	1	-4	-4.0	-4	0

INTERCEPTIONS					
	No	Yds	Avg	LG	TD
Cowboys					
Everson Walls	1	20	20.0	20	0
Rams					
LeRoy Irvin	1	55	55.0	55	0
Jerry Gray	1	10	10.0	10	0
Gary Green	1	1	1.0	1	0

PUNTING							
	No	Yds	Avg	LG	TB	IN20	Bik
Cowboys							
Mike Saxon	7	328	46.9	53	2	2	0
Rams							
Dale Hatcher	7	285	40.7	55	0	2	0

PUNT RETURNS							
	No	FC	Yds	Avg	LG	TD	
Cowboys							
Gordon Banks	4	3	30	7.5	23	0	
Rams							
Henry Ellard	4	0	37	9.3	23	0	

KICKOFF RETURNS					
	No	Yds	Avg	LG	TD
Cowboys					
Kenny Duckett	4	99	24.8	32	0
James Jones	1	11	11.0	11	0
Rams					
Charles White	1	14	14.0	14	0

SACKS
Cowboys: Ed Jones 1-3
Rams: Gary Jeter 3-25, Mike Wilcher 1-8, Kevin Greene 1-2

RAMS STARTERS

WR Henry Ellard	LE Doug Reed
LT Irv Pankey	NT Charles DeJurnett
LG Kent Hill	RE Reggie Doss
C Tony Slaton	LOLB Mel Owens
RG Dennis Harrah	LILB Carl Ekern
RT Jackie Slater	RILB Jim Collins
TE David Hill	ROLB Mike Wilcher
WR Ron Brown	LC Gary Green
RB Barry Redden	RC LeRoy Irvin
QB Dieter Brock	SS Nolan Cromwell
RB Eric Dickerson	FS Johnnie Johnson

PASSING					
	Att	Com	Yds	Tkd/Yd	TD
Cowboys					
Danny White	43	24	217	5/35	0
Rams					
Dieter Brock	22	6	50	1/3	0

1984 NFC WILDCARD GAME • NEW YORK GIANTS 16, RAMS 13
ANAHEIM STADIUM, ANAHEIM, CA • SUNDAY, DECEMBER 23, 1984

New York Giants 10 0 6 0 -16
 RAMS 0 3 7 3 -13

NYG - FG Haji-Sheikh 37
 NYG - Carpenter 1-yard run (Haji-Sheikh kick)
 RAMS - FG Lansford 38
 NYG - FG Haji-Sheikh 39
 RAMS - Dickerson 14-yard run (Lansford kick)
 NYG - FG Haji-Sheikh 36
 RAMS - FG Lansford 22
 PAID ATT -- 67,037

	GIANTS	RAMS
First Downs	16	12
Rushing	5	5
Passing	8	5
Penalty	3	2
Third Down Efficiency	8-16-50%	2-9-22%
Fourth Down Efficiency	0-0-0%	0-1-0%
Total Net Yards	192	214
Total Offensive Plays	62	43
Avg. Gain Per Play	3.1	5.0
Rushes-Yards	27-40	26-107
Avg. Gain Per Rush	1.5	4.1
Net Passing Yards	152	107
Att-Comp-Int	31-22-0	15-11-0
Avg. Gain Per Pass	4.3	6.3
Sacks Allowed-Yards	4-27	2-2
Punts-Avg	4-38.8	4-37.8
Penalties-Yards	5-81	10-75
Fumbles-Lost	3-0	2-2
Time of Possession	34:03	25:57

RUSHING					
	Att	Yds	Avg	LG	TD
Giants					
Rob Carpenter	13	20	1.5	8	1
Joe Morris	10	21	2.1	6	0
Phil Simms	4	-1	-0.3	3	0
Rams					
Eric Dickerson	23	107	4.7	24	1
Dwayne Crutchfield	2	-2	-1.0	1	0
Jeff Kemp	1	2	2.0	2	0

RECEIVING					
	No	Yds	Avg	LG	TD
Giants					
Rob Carpenter	7	23	3.3	8	0
Zeke Mowatt	7	73	10.4	24	0
Lionel Manuel	3	52	17.3	25	0
Earnest Gray	2	20	10.0	11	0
Bobby Johnson	1	6	6.0	6	0
Tony Galbreath	1	3	3.0	3	0
Joe Morris	1	2	2.0	2	0
Rams					
Ron Brown	3	32	10.7	19	0
Mike Barber	3	31	10.3	16	0
Henry Ellard	2	22	11.0	20	0
James McDonald	2	18	9.0	11	0
David Hill	1	6	6.0	6	0

INTERCEPTIONS					
	No	Yds	Avg	LG	TD
Giants					
None					
Rams					
None					

PUNTING							
	No	Yds	Avg	LG	TB	IN20	Bik
Giants							
Dave Jennings	4	155	38.8	47	0	2	0
Rams							
John Misko	4	151	37.8	42	0	0	0

PUNT RETURNS							
	No	FC	Yds	Avg	LG	TD	
Giants							
Lionel Manuel	3	1	25	8.3	17	0	
Rams							
Henry Ellard	2	0	17	8.5	14	0	

KICKOFF RETURNS					
	No	Yds	Avg	LG	TD
Giants					
Kenny Hill	3	49	16.3	18	0
Frank Cephus	1	20	20.0	20	0
Rams					
Barry Redden	5	92	18.4	27	0

SACKS
Giants: George Martin 1-2, Lawrence Taylor 1-0
Rams: Charles DeJurnett 1-10, Carl Ekern 1-10, Jim Collins 1-5, Mike Wilcher 1-2

RAMS STARTERS

WR Drew Hill	LE Jack Youngblood
LT Irv Pankey	NT Greg Meisner
LG Kent Hill	RE Reggie Doss
C Doug Smith	LOLB Mel Owens
RG Dennis Harrah	LILB Carl Ekern
RT Bill Bain	RILB Jim Collins
TE David Hill	ROLB Mike Wilcher
WR Henry Ellard	LC Gary Green
UB James McDonald	RC LeRoy Irvin
QB Jeff Kemp	SS Vince Newsome
RB Eric Dickerson	FS Johnnie Johnson

PASSING					
	Att	Com	Yds	Tkd/Yd	TD
Giants					
Phil Simms	31	22	179	4/27	0
Rams					
Jeff Kemp	15	11	109	2/2	0

1983 NFC DIVISIONAL PLAYOFF GAME • WASHINGTON 51, RAMS 7
RFK STADIUM, WASHINGTON, D.C. • SUNDAY, JANUARY 1, 1984

RAMS 0 7 0 0 -7
 Washington 17 21 6 7-51

WAS - Riggins 3-yard run (Moseley kick)
 WAS - Monk 40-yard pass from Theismann (Moseley kick)
 WAS - FG Moseley 42
 WAS - Riggins 1-yard run (Moseley kick)
 RAMS - Dennard 32-yard pass from Ferragamo (Lansford kick)
 WAS - Monk 21-yard pass from Theismann (Moseley kick)
 WAS - Riggins 1-yard run (Moseley kick)
 WAS - FG Moseley 36
 WAS - FG Moseley 41
 WAS - Green 72-yard interception return (Moseley kick)
 PAID ATT -- 55,363

	RAMS	'SKINS
First Downs	12	23
Rushing	2	10
Passing	9	12
Penalty	1	1
Third Down Efficiency	3-14-21%	8-15-53%
Fourth Down Efficiency	1-2-50%	0-1-0%
Total Net Yards	204	445
Total Offensive Plays	62	65
Avg. Gain Per Play	3.3	6.8
Rushes-Yards	16-51	40-130
Avg. Gain Per Rush	3.2	3.3
Net Passing Yards	153	315
Att-Comp-Int	43-20-3	25-20-0
Avg. Gain Per Pass	3.3	12.6
Sacks Allowed-Yards	3-22	0-0
Punts-Avg	7-33.8	3-28.0
Penalties-Yards	7-41	6-55
Fumbles-Lost	.2-1	2-1
Time of Possession	35:25	24:35

RUSHING						
Rams	Att	Yds	Avg	LG	TD	
Eric Dickerson	10	16	1.6	4	0	
A.J. Jones	4	28	7.0	19	0	
Barry Redden	2	7	3.5	4	0	
Redskins	Att	Yds	Avg	LG	TD	
John Riggins	25	119	4.8	16	3	
Joe Washington	5	-2	-0.4	1	0	
Nick Giaquinto	4	9	2.3	3	0	
Reggie Evans	3	4	1.3	4	0	
Otis Wonsley	2	3	1.5	2	0	
Bob Holly	1	-3	-3.0	-3	0	

RECEIVING						
Rams	No	Yds	Avg	LG	TD	
Eric Dickerson	6	9	1.5	3	0	
Mike Guman	5	29	5.8	8	0	
Mike Barber	3	42	14.0	18	0	
Henry Ellard	3	39	13.0	15	0	
Preston Dennard	2	50	25.0	32t	1	
David Hill	1	6	6.0	6	0	
Redskins	No	Yds	Avg	LG	TD	
Charlie Brown	6	171	28.5	38	0	
Art Monk	4	60	15.0	40t	2	
Don Warren	3	23	7.7	12	0	
Nick Giaquinto	2	17	8.5	11	0	
Alvin Garrett	2	13	6.5	7	0	
Rick Walker	1	14	14.0	14	0	
Joe Washington	1	10	10.0	10	0	
Clint Didier	1	7	7.0	7	0	

INTERCEPTIONS						
Rams	No	Yds	Avg	LG	TD	
None						
Redskins	No	Yds	Avg	LG	TD	
Darrell Green	1	72	72.0	72t	1	
Ken Coffey	1	0	0.0	0	0	
Anthony Washington	1	0	0.0	0	0	

PUNTING							
Rams	No	Yds	Avg	LG	TB	IN20	Bik
John Misko	7	227	33.8	40	0	1	0
Redskins	No	Yds	Avg	LG	TB	IN20	Bik
Jeff Hayes	3	84	28.0	29	0	2	0

PUNT RETURNS							
Rams	No	FC	Yds	Avg	LG	TD	
Henry Ellard	1	0	4	4.0	4	0	
Johnnie Johnson	0	2	0	0.0	0	0	
Redskins	No	FC	Yds	Avg	LG	TD	
Nick Giaquinto	3	3	56	18.7	48	0	

KICKOFF RETURNS							
Rams	No	Yds	Avg	LG	TD		
Henry Ellard	7	120	17.1	37	0		
Barry Redden	2	22	11.0	13	0		
Eric Williams	1	9	9.0	9	0		
Redskins	No	Yds	Avg	LG	TD		
Alvin Garrett	2	47	23.5	38	0		

SACKS
 Rams: None
 Redskins: Rich Milot 1-9, Charles Mann 1-8, Dexter Manley 1-5

PASSING									
Rams	Att	Com	Yds	Tkd/Yd	TD	LG	IN		
Vince Ferragamo	43	20	175	3/22	1	32	3		
Redskins	Att	Com	Yds	Tkd/Yd	TD	LG	IN		
Joe Theismann	23	18	302	0/0	2	48	0		
Bob Holly	2	2	13	0/0	0	7	0		

RAMS STARTERS			
WR	Preston Dennard	LE	Jack Youngblood
LT	Bill Bain	NT	Gregg Meisner
LG	Kent Hill	RE	Reggie Doss
C	Doug Smith	LOLB	Mel Owens
RG	Dennis Harrah	LILB	Jim Collins
RT	Jackie Slater	RILB	Carl Ekern
TE	Mike Barber	ROLB	George Andrews
WR	George Farmer	LC	Eric Harris
UB	David Hill	RC	LeRoy Irvin
QB	Vince Ferragamo	FS	Johnnie Johnson
RB	Eric Dickerson	SS	Nolan Cromwell

1983 NFC WILDCARD GAME • RAMS 24, DALLAS 17
TEXAS STADIUM, DALLAS, TX • MONDAY, DECEMBER 26, 1983

RAMS 7 0 7 10-24
 Dallas 0 7 3 7-17

RAMS - Hill 18-yard pass from Ferrago (Lansford kick)
 DAL - Hill 14-yard pass from White (Septien kick)
 DAL - FG Septien 41
 RAMS - Dennard 16-yard pass from Ferragamo (Lansford kick)
 RAMS - Farmer 8-yard pass from Ferragamo (Lansford kick)
 RAMS - FG Lansford 20
 DAL - Cosbie 2-yard pass from White (Septien kick)
 PAID ATT -- 63,536

	RAMS	'BOYS
First Downs	19	24
Rushing	5	4
Passing	11	20
Penalty	3	0
Third Down Efficiency	4-13-31%	7-15-47%
Fourth Down Efficiency	0-1-0%	2-2-100%
Total Net Yards	243	363
Total Offensive Plays	63	76
Avg. Gain Per Play	3.5	4.8
Rushes-Yards	30-94	20-63
Avg. Gain Per Rush	3.1	3.2
Net Passing Yards	149	300
Att-Comp-Int	31-16-0	53-32-3
Avg. Gain Per Pass	4.5	5.3
Sacks Allowed-Yards	2-14	3-30
Punts-Avg	6-37.3	5-31.4
Penalties-Yards	4-18	6-40
Fumbles-Lost	.0-0	2-1
Time of Possession	31:25	28:35

RUSHING						
Rams	Att	Yds	Avg	LG	TD	
Eric Dickerson	23	99	3.4	20	0	
Barry Redden	3	5	1.7	2	0	
Vince Ferragamo	4	-10	-2.5	-2	0	
Cowboys	Att	Yds	Avg	LG	TD	
Tony Dorsett	17	59	3.5	11	0	
Ron Springs	2	4	2.0	3	0	
Danny White	1	0	0.0	0	0	

RECEIVING						
Rams	No	Yds	Avg	LG	TD	
George Farmer	5	47	9.4	18t	1	
Preston Dennard	4	44	11.0	16t	1	
Mike Barber	2	20	10.0	11	0	
David Hill	2	19	8.5	18t	1	
Eric Dickerson	2	11	5.5	8	0	
Henry Ellard	1	22	22.0	22	0	
Cowboys	No	Yds	Avg	LG	TD	
Tony Hill	9	115	12.8	23	1	
Ron Springs	6	38	6.3	12	0	
Doug Cosbie	6	62	10.3	22	1	
Tony Dorsett	4	12	3.0	6	0	
Butch Johnson	3	20	6.7	12	0	
Drew Pearson	2	49	24.5	30	0	
Timmy Newsome	2	25	12.5	15	0	
Billy Joe DuPree	1	9	9.0	9	0	

INTERCEPTIONS						
Rams	No	Yds	Avg	LG	TD	
LeRoy Irvin	1	94	94.0	94	0	
Jim Collins	1	12	12.0	12	0	
Mel Owens	1	5	5.0	5	0	
Cowboys	No	Yds	Avg	LG	TD	
None						

PUNTING							
Rams	No	Yds	Avg	LG	TB	IN20	Bik
John Misko	6	224	37.3	41	0	1	0
Cowboys	No	Yds	Avg	LG	TB	IN20	Bik
Danny White	5	157	31.4	40	0	1	0

PUNT RETURNS							
Rams	No	FC	Yds	Avg	LG	TD	
Henry Ellard	1	1	7	7.0	7	0	
Johnnie Johnson	1	0	3	3.0	3	0	
Cowboys	No	FC	Yds	Avg	LG	TD	
Gary Allen	4	0	16	4.0	16	0	

KICKOFF RETURNS							
Rams	No	Yds	Avg	LG	TD		
Henry Ellard	2	37	18.5	20	0		
Mike Guman	1	9	9.0	9	0		
Cowboys	No	Yds	Avg	LG	TD		
Ron Fellows	4	68	17.0	33	0		
Ron Springs	1	12	12.0	12	0		

SACKS
 Rams: Gary Jeter 1-11, Charles DeJurnett 1-10, Mel Owens 1-9
 Cowboys: Bill Bates 1-8, Ed Jones 1-6

RAMS STARTERS			
WR	Preston Dennard	LE	Jack Youngblood
LT	Bill Bain	NT	Greg Meisner
LG	Kent Hill	RE	Reggie Doss
C	Doug Smith	LOLB	Mel Owens
RG	Dennis Harrah	LILB	Jim Collins
RT	Jackie Slater	RILB	Carl Ekern
TE	Mike Barber	ROLB	George Andrews
WR	George Farmer	LC	Eric Harris
UB	Mike Guman	RC	LeRoy Irvin
QB	Vince Ferragamo	FS	Johnnie Johnson
RB	Eric Dickerson	SS	Nolan Cromwell

PASSING									
Rams	Att	Com	Yds	Tkd/Yd	TD	LG	IN		
Vince Ferragamo	30	15	162	2/14	3	22	0		
Eric Dickerson	1	1	1	0/0	0	1	0		
Cowboys	Att	Com	Yds	Tkd/Yd	TD	LG	IN		
Danny White	53	32	330	3/30	2	30	3		

1980 NFC WILDCARD GAME • DALLAS 34, RAMS 13
TEXAS STADIUM, DALLAS, TX • SUNDAY, DECEMBER 28 1980

RAMS 6 7 0 0-13
 Dallas 3 10 14 7-34

DAL - FG Septien 28
 RAMS - Thomas 1-yard run (kick blocked)
 DAL - FG Septien 29
 RAMS - Dennard 21-yard pass from Ferragamo (Corral kick)
 DAL - Dorsett 12-yard run (Septien kick)
 DAL - Dorsett 10-yard pass from White (Septien kick)
 DAL - Johnson 35-yard pass from White (Septien kick)
 DAL - Pearson 11-yard pass from White (Septien kick)
 PAID ATT -- 63,052

	RAMS	'BOYS
First Downs	15	29
Rushing	6	19
Passing	7	9
Penalty	2	1
Third Down Efficiency	7-14-50%	8-12-67%
Total Net Yards	260	528
Total Offensive Plays	55	71
Avg. Gain Per Play	4.7	7.4
Rushes-Yards	24-92	46-338
Avg. Gain Per Rush	3.8	7.3
Net Passing Yards	168	190
Att-Comp-Int	30-14-3	25-12-3
Avg. Gain Per Pass	5.4	7.6
Sacks Allowed-Yards	1-7	0-0
Punts-Avg	6-39.3	2-44.5
Penalties-Yards	5-50	11-79
Fumbles-Lost	1-0	2-0
Time of Possession	21:49	38:11

RUSHING						
	Att	Yds	Avg	LG	TD	
Rams						
Jewerl Thomas	14	48	3.4	12	1	
Cullen Bryant	10	44	4.4	14	0	
Cowboys						
Tony Dorsett	22	160	7.3	23	1	
Ron Springs	4	58	14.5	32	0	
Robert Newhouse	11	46	4.2	16	0	
James Jones	5	38	7.6	22	0	
Timmy Newsome	2	34	17.0	19	0	
Danny White	2	2	1.0	2	0	

RECEIVING						
	No	Yds	Avg	LG	TD	
Rams						
Preston Dennard	6	117	19.5	32	1	
Jewerl Thomas	3	26	8.7	20	0	
Terry Nelson	1	12	12.0	12	0	
Billy Waddy	1	9	9.0	9	0	
Cullen Bryant	2	7	3.5	5	0	
Mike Guman	1	5	5.0	5	0	
Cowboys						
Drew Pearson	4	60	15.0	19	1	
Tony Dorsett	3	28	9.3	15	1	
Jay Saldi	2	52	26.0	37	0	
Butch Johnson	1	35	35.0	35	1	
Tony Hill	1	8	8.0	8	0	
Billy Joe DuPree	1	7	7.0	7	0	

INTERCEPTIONS						
	No	Yds	Avg	LG	TD	
Rams						
Nolan Cromwell	1	44	44.0	44	0	
Lucious Smith	1	7	7.0	7	0	
LeRoy Irvin	1	0	0.0	0	0	
Cowboys						
Aaron Mitchell	1	12	12.0	12	0	
Steve Wilson	1	8	8.0	8	0	
Dextor Clinkscale	1	2	2.0	2	0	

PUNTING						
	No	Yds	Avg	LG	TB	IN20
Rams						
Frank Corral	6	236	39.3	43	0	2
Cowboys						
Danny White	2	89	44.5	47	0	1

PUNT RETURNS						
	No	FC	Yds	Avg	LG	TD
Rams						
LeRoy Irvin	1	0	2	2.0	2	0
Cowboys						
James Jones	5	0	81	16.2	43	0

KICKOFF RETURNS						
	No	Yds	Avg	LG	TD	
Rams						
Drew Hill	5	110	22.0	27	0	
Lucious Smith	1	10	10.0	10	0	
Cowboys						
James Jones	3	72	24.0	33	0	

SACKS
 Rams: None
 Cowboys: Bruce Thornton 1-7

RAMS STARTERS

WR	Preston Dennard	LE	Jack Youngblood
LT	Doug France	LDT	Cody Jones
LG	Kent Hill	RDT	Larry Brooks
C	Rich Saul	RE	Fred Dryer
RG	Dennis Harrah	LLB	Jim Youngblood
RT	Jackie Slater	MLB	Jack Reynolds
TE	Victor Hicks	RLB	George Andrews
WR	Billy Waddy	LC	LeRoy Irvin
QB	Vince Ferragamo	RC	Rod Perry
HB	Jewerl Thomas	SS	Johnnie Johnson
FB	Cullen Bryant	FS	Nolan Cromwell

PASSING						
	Att	Com	Yds	Tkd/Yd	TD	LG
Rams						
Vince Ferragamo	30	14	176	1/7	1	32
Cowboys						
Danny White	25	12	190	0/0	3	37



SUPER BOWL XIV • PITTSBURGH 31, RAMS 19
ROSE BOWL, PASADENA, CA • SUNDAY, JANUARY 20, 1980



RAMS 7 6 6 0-19
 Pittsburgh 3 7 7 14-31

PIT - FG Bahr 41
 RAMS - Bryant 1-yard run (Corral kick)
 PIT - Harris 1-yard run (Bahr kick)
 RAMS - FG Corral 31
 RAMS - FG Corral 45
 PIT - Swann 47-yard pass from Bradshaw (Bahr kick)
 RAMS - Smith 24-yard pass from McCutcheon (kick failed)
 PIT - Stallworth 73-yard pass from Bradshaw (Bahr kick)
 PIT - Harris 1-yard run (Bahr kick)
 PAID ATT -- 103,985

	RAMS	'STEELERS
First Downs	16	19
Rushing	6	8
Passing	9	10
Penalty	1	1
Third Down Efficiency	6-16-38%	9-14-64%
Total Net Yards	301	393
Total Offensive Plays	59	58
Avg. Gain Per Play	5.1	6.8
Rushes-Yards	29-107	37-84
Avg. Gain Per Rush	3.7	2.3
Net Passing Yards	194	309
Att-Comp-Int	26-16-1	21-14-3
Avg. Gain Per Pass	6.5	14.7
Sacks Allowed-Yards	4-42	0-0
Punts-Avg	5-44.0	2-42.5
Penalties-Yards	2-26	6-65
Fumbles-Lost	0-0	0-0
Time of Possession	29:30	30:30

RUSHING						
	Att	Yds	Avg	LG	TD	
Rams						
Wendell Tyler	17	60	3.5	39	0	
Cullen Bryant	6	30	5.0	14	1	
Lawrence McCutcheon	5	10	2.0	6	0	
Vince Ferragamo	1	7	7.0	7	0	
Steelers						
Franco Harris	20	46	2.3	12	2	
Rocky Bleier	10	25	2.5	9	0	
Terry Bradshaw	3	9	3.0	6	0	
Sidney Thornton	4	4	1.0	5	0	

RECEIVING						
	No	Yds	Avg	LG	TD	
Rams						
Billy Waddy	3	75	25.0	50	0	
Preston Dennard	2	32	16.0	24	0	
Drew Hill	1	28	28.0	28	0	
Ron Smith	1	24	24.0	24	1	
Cullen Bryant	3	21	7.0	12	0	
Wendell Tyler	3	20	6.7	12	0	
Terry Nelson	2	20	10.0	14	0	
Lawrence McCutcheon	1	16	16.0	16	0	
Steelers						
Lynn Swann	5	79	15.8	47	1	
John Stallworth	3	121	40.3	73	1	
Franco Harris	3	66	22.0	13	0	
Sidney Thornton	1	22	22.0	22	0	
Bennie Cunningham	2	21	10.5	13	0	

INTERCEPTIONS						
	No	Yds	Avg	LG	TD	
Rams						
Dave Elmendorf	1	10	10.0	10	0	
Eddie Brown	1	6	6.0	6	0	
Pat Thomas (lat.)	0	6	0.0	6	0	
Rod Perry	1	-1	-1.0	-1	0	
Steelers						
Jack Lambert	1	16	16.0	16	0	

PUNTING						
	No	Yds	Avg	LG	TB	IN20
Rams						
Ken Clark	5	220	44.0	59	0	0
Steelers						
Craig Colquitt	2	85	42.5	50	1	1

PUNT RETURNS						
	No	FC	Yds	Avg	LG	TD
Rams						
Eddie Brown	1	0	4	4.0	4	0
Steelers						
Theo Bell	2	0	17	8.5	11	0
Jim Smith	2	0	14	7.0	7	0

KICKOFF RETURNS						
	No	Yds	Avg	LG	TD	
Rams						
Eddie Hill	3	47	15.7	27	0	
Jim Jodat	2	32	16.0	16	0	
George Andrews	1	0	0.0	0	0	
Steelers						
Larry Anderson	5	162	32.4	45	0	

SACKS
 Rams: None
 Steelers: John Banaszak 1-14, Robin Cole 1-10, J.T. Thomas 1-10, Steve Furness 1-8

RAMS STARTERS

WR	Billy Waddy	LE	Jack Youngblood
LT	Doug France	LDT	Mike Fanning
LG	Kent Hill	RDT	Larry Brooks
C	Rich Saul	RE	Fred Dryer
RG	Dennis Harrah	LLB	Jim Youngblood
RT	Jackie Slater	MLB	Jack Reynolds
TE	Terry Nelson	RLB	Bob Brudzinski
WR	Preston Dennard	LC	Pat Thomas
QB	Vince Ferragamo	RC	Rod Perry
RB	Wendell Tyler	SS	Dave Elmendorf
RB	Cullen Bryant	FS	Nolan Cromwell

PASSING						
	Att	Com	Yds	Tkd/Yd	TD	LG
Rams						
Vince Ferragamo	25	15	212	4/42	0	50
Lawrence McCutcheon	1	1	24	0/0	1	24
Steelers						
Terry Bradshaw	21	14	309	0/0	2	73

1979 NFC CHAMPIONSHIP GAME • RAMS 9, TAMPA BAY 0
 TAMPA STADIUM, TAMPA, FL • SUNDAY, JANUARY 6, 1980

RAMS 0 6 0 3 -9
 Tampa Bay 0 0 0 0-0

RAMS - FG Corral 19
 RAMS - FG Corral 21
 RAMS - FG Corral 23
 PAID ATT -- 72,033

	RAMS	BUCS
First Downs	23	7
Rushing	13	4
Passing	8	3
Penalty	2	0
Third Down Efficiency	5-16-31%	3-17-18%
Total Net Yards	369	177
Total Offensive Plays	77	54
Avg. Gain Per Play	4.8	3.3
Rushes-Yards	53-216	26-92
Avg. Gain Per Rush	4.1	3.5
Net Passing Yards	153	85
Att-Comp-Int	23-12-0	27-5-1
Avg. Gain Per Pass	6.4	3.0
Sacks Allowed-Yards	1-10	1-11
Punts-Avg	5-37.2	8-37.1
Penalties-Yards	3-20	4-45
Fumbles-Lost	1-1	1-0
Time of Possession	37:49	22:11

RUSHING					
	Att	Yds	Avg	LG	TD
Rams					
Wendell Tyler	28	86	3.1	15	0
Cullen Bryant	18	106	5.9	12	0
Lawrence McCutcheon	6	26	4.3	13	0
Vince Ferragamo	1	-2	-2.0	-2	0
Buccaneers					
Ricky Bell	20	59	3.0	10	0
Jerry Eckwood	2	5	2.5	3	0
Johnny Davis	2	4	2.0	5	0
Larry Mucker	1	24	24.0	24	0
Mike Rae	1	0	0.0	0	0

RECEIVING					
	No	Yds	Avg	LG	TD
Rams					
Preston Dennard	3	56	18.7	35	0
Cullen Bryant	4	39	9.8	16	0
Charle Young	3	39	13.0	22	0
Terry Nelson	1	15	15.0	15	0
Wendell Tyler	1	14	14.0	14	0
Buccaneers					
Isaac Hagins	2	42	21.0	25	0
Larry Mucker	1	42	42.0	42	0
Ricky Bell	2	12	6.0	42	0

INTERCEPTIONS					
	No	Yds	Avg	LG	TD
Rams					
Jim Youngblood	1	10	10.0	10	0
Buccaneers					
None					

PUNTING							
	No	Yds	Avg	LG	TB	IN20	Bik
Rams							
Ken Clark	5	186	37.2	52	2	0	0
Buccaneers							
Tom Blanchard	8	297	37.1	53	0	0	0

PUNT RETURNS						
	No	FC	Yds	Avg	LG	TD
Rams						
Eddie Brown	6	1	67	11.2	37	0
Buccaneers						
Danny Reece	2	0	14	7.0	7	0
Cecil Johnson	1	0	0	0.0	0	0

KICKOFF RETURNS					
	No	Yds	Avg	LG	TD
Rams					
Eddie Hill	1	27	27.0	27	0
Buccaneers					
Isaac Hagins	4	106	26.5	31	0

SACKS
 Rams: Mike Fanning 1-11
 Buccaneers: Mark Cotney 1-10

RAMS STARTERS

WR Billy Waddy	LE Jack Youngblood
LT Doug France	LDT Mike Fanning
LG Kent Hill	RDT Larry Brooks
C Rich Saul	RE Fred Dryer
RG Dennis Harrah	LLB Jim Youngblood
RT Jackie Slater	MLB Jack Reynolds
TE Terry Nelson	RLB Bob Brudzinski
WR Preston Dennard	LC Pat Thomas
QB Vince Ferragamo	RC Rod Perry
RB Wendell Tyler	SS Dave Elmendorf
RB Cullen Bryant	FS Nolan Cromwell

PASSING							
	Att	Com	Yds	Tkd/Yd	TD	LG	IN
Rams							
Vince Ferragamo	23	12	163	1/10	0	35	0
Buccaneers							
Doug Williams	13	2	12	0/0	0	11	1
Mike Rae	13	2	42	1/11	0	25	0
Jerry Eckwood	1	1	42	0/0	0	42	0

1979 NFC DIVISIONAL PLAYOFF GAME • RAMS 21, DALLAS 19
 TEXAS STADIUM, DALLAS, TX • SUNDAY, DECEMBER 30, 1979

RAMS 0 14 0 7-21
 Dallas 2 3 7 7-19

DAL - White tackles Ferragamo in endzone for safety
 RAMS - Tyler 20-yard pass from Ferragamo (Corral kick)
 DAL - FG Septien 33
 RAMS - Smith 43-yard pass from Ferragamo (Corral kick)
 DAL - Springs 1-yard run (Septien kick)
 DAL - Saldi 2-yard pass from Staubach (Septien kick)
 RAMS - Waddy 50-yard pass from Ferragamo (Corral kick)
 PAID ATT -- 64,792

	RAMS	'BOYS
First Downs	16	16
Rushing	8	8
Passing	7	7
Penalty	1	1
Third Down Efficiency	5-14-36%	5-16-31%
Total Net Yards	361	280
Total Offensive Plays	61	64
Avg. Gain Per Play	5.9	4.4
Rushes-Yards	39-159	34-156
Avg. Gain Per Rush	4.1	4.6
Net Passing Yards	202	124
Att-Comp-Int	21-9-2	29-12-1
Avg. Gain Per Pass	9.2	4.1
Sacks Allowed-Yards	1-8	1-0
Punts-Avg	5-40.6	8-36.8
Penalties-Yards	6-44	7-55
Fumbles-Lost	0-0	0-0
Time of Possession	31:18	28:42

RUSHING					
	Att	Yds	Avg	LG	TD
Rams					
Wendell Tyler	19	82	4.3	35	0
Cullen Bryant	17	67	3.9	10	0
Nolan Cromwell	1	7	7.0	7	0
Billy Waddy	1	3	3.0	3	0
Vince Ferragamo	1	0	0.0	0	0
Cowboys					
Tony Dorsett	19	87	4.6	26	0
Billy Joe DuPree	1	27	27.0	27	0
Robert Newhouse	7	21	3.0	6	0
Ron Springs	5	20	4.0	15	1
Roger Staubach	1	3	3.0	3	0
Preston Pearson	1	-2	-2.0	-2	0

RECEIVING					
	No	Yds	Avg	LG	TD
Rams					
Billy Waddy	3	97	32.3	50t	1
Ron Smith	2	55	27.5	43t	1
Wendell Tyler	2	40	20.0	32t	1
Preston Dennard	1	15	15.0	15	0
Cullen Bryant	1	3	3.0	3	0
Cowboys					
Drew Pearson	4	87	21.8	29	0
Billy Joe DuPree	2	26	13.0	17	0
Jay Saldi	2	17	8.5	15	1
Preston Pearson	2	15	7.5	10	0
Butch Johnson	1	3	3.0	3	0
Ron Springs	1	2	2.0	2	0
Tony Hill	1	0	0.0	0	0

INTERCEPTIONS					
	No	Yds	Avg	LG	TD
Rams					
Eddie Brown	1	21	21.0	21	0
Cowboys					
Cliff Harris	1	22	22.0	22	0
Dennis Thurman	1	18	18.0	18	0

PUNTING							
	No	Yds	Avg	LG	TB	IN20	Bik
Rams							
Ken Clark	5	203	40.6	44	1	0	0
Cowboys							
Danny White	8	295	36.8	44	1	3	0

PUNT RETURNS						
	No	FC	Yds	Avg	LG	TD
Rams						
Eddie Brown	3	1	17	5.7	10	0
Cowboys						
Steve Wilson	1	2	8	8.0	8	0
Wade Manning	1	0	2	2.0	2	0

KICKOFF RETURNS					
	No	Yds	Avg	LG	TD
Rams					
Eddie Hill	3	64	21.3	23	0
Jim Jodat	1	12	12.0	12	0
Cowboys					
Ron Springs	3	61	20.3	30	0
Steve Wilson	1	18	18.0	18	0

SACKS
 Rams: Jack Youngblood 1-0
 Cowboys: Randy White 1-8

RAMS STARTERS

WR Billy Waddy	LE Jack Youngblood
LT Doug France	LDT Mike Fanning
LG Kent Hill	RDT Larry Brooks
C Rich Saul	RE Fred Dryer
RG Dennis Harrah	LLB Jim Youngblood
RT Jackie Slater	MLB Jack Reynolds
TE Terry Nelson	RLB Bob Brudzinski
WR Preston Dennard	LC Dwayne O'Steen
QB Vince Ferragamo	RC Rod Perry
RB Wendell Tyler	SS Dave Elmendorf
RB Cullen Bryant	FS Nolan Cromwell

PASSING							
	Att	Com	Yds	Tkd/Yd	TD	LG	IN
Rams							
Vince Ferragamo	21	9	210	1/8	3	50t	2
Cowboys							
Roger Staubach	28	12	124	1/0	1	29	1
Ron Springs	1	0	0	0/0	0	0	0

1978 NFC CHAMPIONSHIP GAME • DALLAS 28, RAMS 0
LOS ANGELES COLISEUM, LOS ANGELES, CA • SUNDAY, JANUARY 7, 1979

RAMS 0 0 0 0 -0
 Dallas 0 0 7 21- 28

DAL - Dorsett 5-yard run (Septien kick)
 DAL - Laidlaw 4-yard pass from Staubach (Septien kick)
 DAL - DuPree 11-yard pass from Staubach (Septien kick)
 DAL - Henderson 68-yard interception return (Septien kick)
 PAID ATT -- 67,470

	BOYS	RAMS
First Downs	16	15
Rushing	7	3
Passing	7	11
Penalty	2	1
Third Down Efficiency	3-11-27%	5-15-33%
Total Net Yards	235	277
Total Offensive Plays	61	69
Avg. Gain Per Play	3.9	4.0
Rushes-Yards	33-126	31-81
Avg. Gain Per Rush	3.8	2.6
Net Passing Yards	109	196
Att-Comp-Int	25-13-2	35-14-5
Avg. Gain Per Pass	3.9	5.2
Sacks Allowed-Yards	3-17	3-10
Punts-Avg	8-35.0	5-39.0
Penalties-Yards	10-85	5-40
Fumbles-Lost	.2-1	3-2
Time of Possession		28:49
31:11		

RAMS STARTERS

WR Willie Miller	LE Jack Youngblood
LT Doug France	LDT Cody Jones
LG Tom Mack	RDT Mike Fanning
C Rich Saul	RE Fred Dryer
RG Dennis Harrah	LLB Jim Youngblood
RT John Williams	MLB Jack Reynolds
TE Terry Nelson	RLB Bob Brudzinski
WR Ron Jessie	LC Pat Thomas
QB Pat Haden	RC Rod Perry
RB Cullen Bryant	SS Dave Elmendorf
FB John Cappelletti	FS Bill Simpson

RUSHING					
	Att	Yds	Avg	LG	TD
Cowboys					
Tony Dorsett	17	101	5.9	53	1
Scott Laidlaw	10	20	2.0	4	0
Roger Staubach	3	7	2.3	11	0
Robert Newhouse	1	4	2.0	4	0
Billy Joe DuPree	1	3	3.0	3	0
Jackie Smith	1	-9	-9.0	-9	0
Rams					
Cullen Bryant	20	52	2.6	11	0
Pat Haden	2	20	10.0	18	0
John Cappelletti	3	19	6.3	10	0
Rod Phillips	3	2	0.7	2	0
Jim Jodat	2	-5	-2.5	0	0
Billy Waddy	1	-7	-7.0	-7	0
RECEIVING					
	No	Yds	Avg	LG	TD
Cowboys					
Billy Joe DuPree	3	48	16.0	23	1
Butch Johnson	2	19	9.5	12	0
Drew Pearson	2	19	9.5	17	0
Tony Dorsett	2	15	7.5	9	0
Preston Pearson	2	12	6.0	17	0
Tony Hill	1	9	9.0	9	0
Scott Laidlaw	1	4	4.0	4	0
Rams					
Ron Jessie	4	42	10.5	14	0
Willie Miller	3	96	32.0	65	0
Billy Waddy	2	23	11.5	14	0
Cullen Bryant	2	2	1.0	3	0
Dwight Scales	1	18	18.0	18	0
John Cappelletti	1	15	15.0	15	0
Terry Nelson	1	10	10.0	10	0

INTERCEPTIONS					
	No	Yds	Avg	LG	TD
Cowboys					
Charlie Waters	2	49	24.5	29	0
Thomas Henderson	1	68	68.0	68t	1
Cliff Harris	1	5	5.0	5	0
Randy Hughes	1	1	1.0	1	0
Rams					
Nolan Cromwell	1	0	0.0	0	0
Pat Thomas	1	0	0.0	0	0

PUNTING							
	No	Yds	Avg	LG	TB	IN20	Bik
Cowboys							
Danny White	8	280	35.0	48	1	3	0
Rams							
Glen Walker	5	195	39.0	50	0	0	0

PUNT RETURNS							
	No	FC	Yds	Avg	LG	TD	
Cowboys							
Butch Johnson	4	0	40	10.0	14	0	
Tony Hill	0	1	0	0.0	0	0	
Rams							
Jackie Wallace	2	0	22	11.0	23	0	

KICKOFF RETURNS					
	No	Yds	Avg	LG	TD
Cowboys					
None					
Rams					
Jim Jodat	3	59	19.7	25	0
Larry Marshall	2	47	23.5	24	0

SACKS
Cowboys: Dave Stalls 1-9, Harvey Martin 1-1, Thomas Henderson 0.5-0, Charlie Waters 0.5-0
Rams: Mike Fanning 1-9, Jack Youngblood 1-1, Dave Elmendorf 0.5-3.5, Cody Jones 0.5-3.5

PASSING							
	Att	Com	Yds	Tkd/Yd	TD	LG	IN
Cowboys							
Roger Staubach	25	13	126	3/17	2	23	2
Rams							
Pat Haden	19	7	76	2/1	0	15	3
Vince Ferragamo	16	7	130	1/9	0	65	2

1978 NFC DIVISIONAL PLAYOFF GAME • RAMS 34, MINNESOTA 10
LOS ANGELES COLISEUM, LOS ANGELES, CA • SUNDAY, DECEMBER 31, 1978

Minnesota 3 7 0 0-10
 RAMS 0 10 14 10- 34

MIN - FG Danmeier 42
 RAMS - Miller 9-yard pass from Haden (Corral kick)
 RAMS - FG Corral 43
 MIN - Rashad 1-yard pass from Tarkenton (Danmeier kick)
 RAMS - Bryant 3-yard run (Corral kick)
 RAMS - Jessie 27-yard pass from Haden (Corral kick)
 RAMS - FG Corral 28
 RAMS - Jodat 3-yard run (Corral kick)
 PAID ATT -- 70,436

	VIKINGS	RAMS
First Downs	12	25
Rushing	2	13
Passing	10	12
Penalty	0	0
Third Down Efficiency	4-14-29%	11-18-61%
Total Net Yards	244	409
Total Offensive Plays	55	77
Avg. Gain Per Play	4.4	5.3
Rushes-Yards	16-36	48-200
Avg. Gain Per Rush	2.3	4.2
Net Passing Yards	208	209
Att-Comp-Int	38-18-2	29-15-1
Avg. Gain Per Pass	5.3	7.2
Sacks Allowed-Yards	1-11	0-0
Punts-Avg	6-41.3	4-31.0
Penalties-Yards	2-12	4-35
Fumbles-Lost	.2-0	1-0
Time of Possession		24:25
35:35		

RAMS STARTERS

WR Willie Miller	LE Jack Youngblood
LT Doug France	LDT Cody Jones
LG Tom Mack	RDT Larry Brooks
C Rich Saul	RE Fred Dryer
RG Dennis Harrah	LLB Jim Youngblood
RT John Williams	MLB Jack Reynolds
TE Terry Nelson	RLB Bob Brudzinski
WR Ron Jessie	LC Pat Thomas
QB Pat Haden	RC Rod Perry
RB Cullen Bryant	SS Dave Elmendorf
FB John Cappelletti	FS Bill Simpson

RUSHING					
	Att	Yds	Avg	LG	TD
Vikings					
Chuck Foreman	13	31	2.4	8	0
Mark Kellar	2	7	3.5	4	0
Fran Tarkenton	1	-2	-2.0	-2	0
Rams					
Cullen Bryant	27	100	3.7	17	1
John Cappelletti	10	44	4.4	14	0
Anthony Davis	4	17	4.3	7	0
Pat Haden	2	15	7.5	15	0
Rod Phillips	2	10	5.0	6	0
Billy Waddy	1	9	9.0	9	0
Jim Jodat	1	3	3.0	3	0
Terry Nelson	1	2	2.0	2	0

RECEIVING					
	No	Yds	Avg	LG	TD
Vikings					
Ahmad Rashad	7	84	12.0	31	1
Rickey Young	4	49	12.3	24	0
Bob Tucker	4	48	12.0	21	0
Chuck Foreman	3	38	12.7	20	0
Rams					
Ron Jessie	6	108	18.0	29	1
Charlie Young	2	30	15.0	15	0
Willie Miller	2	29	14.5	20	1
Cullen Bryant	2	13	6.5	8	0
Terry Nelson	1	13	13.0	13	0
Billy Waddy	1	10	10.0	10	0
John Cappelletti	1	6	6.0	6	0

INTERCEPTIONS					
	No	Yds	Avg	LG	TD
Vikings					
Bobby Bryant	1	0	0.0	0	0
Wally Hilgenberg	0	11	11.0	11	0
Rams					
Bill Simpson	2	17	8.5	17	0

PUNTING							
	No	Yds	Avg	LG	TB	IN20	Bik
Vikings							
Greg Coleman	6	248	41.3	49	0	1	0
Rams							
Glen Walker	3	124	41.3	48	0	2	0
TEAM	1	0	0.0	0	0	0	0

PUNT RETURNS							
	No	FC	Yds	Avg	LG	TD	
Vikings							
Kevin Miller	2	0	-1	-0.5	1	0	
Rams							
Jackie Wallace	5	0	71	14.2	21	0	
Billy Waddy	1	0	11	11.0	11	0	

KICKOFF RETURNS					
	No	Yds	Avg	LG	TD
Vikings					
Robert Miller	4	92	23.0	27	0
Brent McClanahan	1	18	18.0	18	0
Harry Washington	1	16	16.0	16	0
Rams					
Jim Jodat	3	58	19.3	28	0

SACKS
Vikings: None
Rams: Cody Jones 1-11

PASSING							
	Att	Com	Yds	Tkd/Yd	TD	LG	IN
Vikings							
Fran Tarkenton	27	18	219	1/11	1	31	2
Chuck Foreman	1	0	0	0/0	0	0	0
Rams							
Pat Haden	29	15	209	0/0	2	29	1

1977 NFC DIVISIONAL PLAYOFF GAME • MINNESOTA 14, RAMS 7
LOS ANGELES COLISEUM, LOS ANGELES, CA • MONDAY, DECEMBER 26, 1977

Minnesota 7 0 0 7 -14
 RAMS 0 0 0 7 -7

MIN - Foreman 5-yard run (Cox kick)
 MIN - Johnson 1-yard run (Cox kick)
 RAMS - H. Jackson 1-yard pass from Haden (Septien kick)
 PAID ATT -- 70,203

	VIKES	RAMS
First Downs	14	14
Rushing	9	7
Passing	4	6
Penalty	1	1
Third Down Efficiency	7-17-41%	7-18-39%
Total Net Yards	189	267
Total Offensive Plays	60	62
Avg. Gain Per Play	3.2	4.3
Rushes-Yards	49-144	29-149
Avg. Gain Per Rush	2.9	5.1
Net Passing Yards	45	118
Att-Comp-Int	10-5-0	32-14-3
Avg. Gain Per Pass	4.1	3.6
Sacks Allowed-Yards	1-12	1-12
Punts-Avg	8-40.8	5-37.6
Penalties-Yards	7-50	2-15
Fumbles-Lost	1-0	1-0
Time of Possession	25:39	34:21

RUSHING						
Vikings	Att	Yds	Avg	LG	TD	
Chuck Foreman	31	101	3.3	11	1	
Robert Miller	12	52	4.3	8	0	
Sam Johnson	3	1	0.3	1t	1	
Bob Lee	3	-10	-3.3	-3	0	
Rams	Att	Yds	Avg	LG	TD	
Lawrence McCutcheon	16	102	6.4	27	0	
Pat Haden	3	27	9.0	13	0	
John Cappelletti	7	11	1.6	6	0	
Rod Phillips	1	9	9.0	9	0	
Terry Nelson	1	0	0.0	0	0	
Wendell Tyler	1	0	0.0	0	0	

RECEIVING						
Vikings	No	Yds	Avg	LG	TD	
Ahmad Rashad	2	37	18.5	25	0	
Robert Miller	2	14	7.0	7	0	
Chuck Foreman	1	6	6.0	6	0	
Rams	No	Yds	Avg	LG	TD	
Terry Nelson	5	85	17.0	24	0	
Harold Jackson	3	21	7.0	16	1	
Lawrence McCutcheon	2	15	7.5	13	0	
Rod Phillips	2	0	0.0	6	0	
Billy Waddy	1	5	5.0	5	0	
John Cappelletti	1	4	4.0	4	0	

INTERCEPTIONS						
Vikings	No	Yds	Avg	LG	TD	
Paul Krause	1	14	14.0	14	0	
Jeff Wright	1	3	3.0	3	0	
Nate Allen	1	0	0.0	0	0	
Rams	No	Yds	Avg	LG	TD	
None						

PUNTING						
Vikings	No	Yds	Avg	LG	TB	IN20
Neil Clabo	8	326	40.8	57	2	0
Rams	No	Yds	Avg	LG	TB	IN20
Glen Walker	5	188	37.6	51	0	1

PUNT RETURNS						
Vikings	No	FC	Yds	Avg	LG	TD
Manfred Moore	2	1	30	15.0	21	0
Rams	No	FC	Yds	Avg	LG	TD
Billy Waddy	3	0	17	5.7	7	0
Cullen Bryant	1	0	19	19.0	19	0
Dwight Scales	1	0	-2	-2.0	-2	0

KICKOFF RETURNS						
Vikings	No	Yds	Avg	LG	TD	
Manfred Moore	1	25	25.0	25	0	
Rams	No	Yds	Avg	LG	TD	
Wendell Tyler	2	43	21.5	27	0	

SACKS
 Vikings: Alan Page 1-12
 Rams: Cody Jones 1-12

RAMS STARTERS

WR	Harold Jackson	LE	Jack Youngblood
LT	Doug France	LDT	Cody Jones
LG	Tom Mack	RDT	Larry Brooks
C	Rich Saul	RE	Fred Dryer
RG	Greg Horton	LLB	Jim Youngblood
RT	John Williams	MLB	Jack Reynolds
TE	Terry Nelson	RLB	Isiah Robertson
WR	Billy Waddy	LC	Pat Thomas
QB	Pat Haden	RC	Monte Jackson
RB	Lawrence McCutcheon	SS	Dave Elmendorf
RB	John Cappelletti	FS	Nolan Cromwell

PASSING								
Vikings	Att	Com	Yds	Tkd/Yd	TD	LG	IN	
Bob Lee	10	5	57	1/12	0	25	0	
Rams	Att	Com	Yds	Tkd/Yd	TD	LG	IN	
Pat Haden	32	14	130	1/12	1	24	3	

1976 NFC CHAMPIONSHIP GAME • MINNESOTA 24, RAMS 13
METROPOLITAN STADIUM, BLOOMINGTON, MN • SUNDAY, DECEMBER 26, 1976

RAMS 0 0 13 0-13
 Minnesota 7 3 7 7-24

MIN - Bryant 90-yard blocked FG return (Cox kick)
 MIN - FG Cox 25
 MIN - Foreman 1-yard run (Cox kick)
 RAMS - McCutcheon 10-yard run (kick failed)
 RAMS - H. Jackson 5-yard pass from Haden (Dempsey kick)
 MIN - S. Johnson 12-yard run (Cox kick)
 PAID ATT -- 48,379

	RAMS	VIKES
First Downs	21	13
Rushing	14	6
Passing	7	7
Penalty	0	0
Third Down Efficiency	4-13-31%	3-14-21%
Fourth Down Efficiency	0-1-0%	0-0-0%
Total Net Yards	336	267
Total Offensive Plays	71	60
Avg. Gain Per Play	4.7	4.5
Rushes-Yards	46-193	29-158
Avg. Gain Per Rush	4.2	5.4
Net Passing Yards	143	109
Att-Comp-Int	22-9-2	27-12-1
Avg. Gain Per Pass	5.7	3.5
Sacks Allowed-Yards	3-18	4-34
Punts-Avg	7-29.4	8-35.1
Penalties-Yards	3-33	4-32
Fumbles-Lost	4-2	1-1

RUSHING						
Rams	Att	Yds	Avg	LG	TD	
Lawrence McCutcheon	26	128	4.9	15	1	
John Cappelletti	16	59	3.7	11	0	
Ron Jessie	1	3	3.0	3	0	
Pat Haden	3	3	1.0	5	0	
Vikings	Att	Yds	Avg	LG	TD	
Chuck Foreman	15	118	7.9	62	1	
Robert Miller	10	28	2.8	9	0	
Sammy Johnson	2	12	6.0	12t	1	
Brent McCianahan	1	2	2.0	2	0	
Fran Tarkenton	1	-2	-2.0	-2	0	

RECEIVING						
Rams	No	Yds	Avg	LG	TD	
Harold Jackson	4	70	17.5	40	1	
Ron Jessie	2	60	30.0	41	0	
Lawrence McCutcheon	2	18	9.0	14	0	
John Cappelletti	1	13	13.0	13	0	
Vikings	No	Yds	Avg	LG	TD	
Chuck Foreman	5	81	16.2	57	0	
Ahmad Rashad	3	28	9.3	14	0	
Robert Miller	3	24	8.0	13	0	
Bob Grim	1	10	10.0	10	0	

INTERCEPTIONS						
Rams	No	Yds	Avg	LG	TD	
Monte Jackson	1	0	0.0	0	0	
Vikings	No	Yds	Avg	LG	TD	
Bobby Bryant	2	17	8.5	17	0	

PUNTING						
Rams	No	Yds	Avg	LG	TB	IN20
Rusty Jackson	7	206	29.4	46	0	0
Vikings	No	Yds	Avg	LG	TB	IN20
Neil Clabo	8	281	35.1	48	0	1

PUNT RETURNS						
Rams	No	FC	Yds	Avg	LG	TD
Cullen Bryant	4	0	31	7.8	17	0
Jim Bertelsen	3	0	19	6.3	14	0
Vikings	No	FC	Yds	Avg	LG	TD
Leonard Willis	3	0	20	6.7	9	0

KICKOFF RETURNS						
Rams	No	Yds	Avg	LG	TD	
Tom Geredine	3	50	16.7	20	0	
Cullen Bryant	1	21	21.0	21	0	
Rob Scribner	1	8	8.0	8	0	
Vikings	No	Yds	Avg	LG	TD	
Leonard Willis	3	69	23.0	33	0	

SACKS
 Rams: Jack Youngblood 1.0, Larry Brooks 1.0, Fred Dryer 1.0
 Vikings: Carl Eller 2.0, Mark Mullaney 1.0

RAMS STARTERS

WR	Harold Jackson	LE	Jack Youngblood
LT	Doug France	LDT	Merlin Olsen
LG	Tom Mack	RDT	Larry Brooks
C	Rich Saul	RE	Fred Dryer
RG	Dennis Harrah	LLB	Jim Youngblood
RT	John Williams	MLB	Jack Reynolds
TE	Bob Klein	RLB	Isiah Robertson
WR	Ron Jessie	LC	Rod Perry
QB	Pat Haden	RC	Monte Jackson
FB	John Cappelletti	LS	Dave Elmendorf
RB	Lawrence McCutcheon	RS	Bill Simpson

PASSING								
Rams	Att	Com	Yds	Tkd/Yd	TD	LG	IN	
Pat Haden	22	9	161	3/18	1	44	2	
Vikings	Att	Com	Yds	Tkd/Yd	TD	LG	IN	
Fran Tarkenton	27	12	143	4/34	0	57	1	

1976 NFC DIVISIONAL PLAYOFF GAME • RAMS 14, DALLAS 12
TEXAS STADIUM, DALLAS, TX • SUNDAY, DECEMBER 19, 1976

RAMS 0 7 0 7-14
 Dallas 3 7 0 2-12

DAL - FG Herrera 44
 RAMS - Haden 4-yard run (Dempsey kick)
 DAL - Laidlaw 1-yard run (Herrera kick)
 RAMS - McCutcheon 1-yard run (Dempsey kick)
 DAL - Jensen tackled R. Jackson Jensen in end zone for safety
 PAID ATT -- 63,283

	RAMS	'BOYS
First Downs	17	14
Rushing	6	4
Passing	8	9
Penalty	3	1
Third Down Efficiency	5-16-31%	5-17-29%
Total Net Yards	250	211
Total Offensive Plays	73	69
Avg. Gain Per Play	3.4	3.0
Rushes-Yards	49-120	28-85
Avg. Gain Per Rush	2.4	3.0
Net Passing Yards	130	126
Att-Comp-Int	21-10-3	37-15-3
Avg. Gain Per Pass	5.4	3.0
Sacks Allowed-Yards	3-22	4-24
Punts-Avg	9-28.1	6-38.6
Penalties-Yards	8-94	6-34
Fumbles-Lost	0-0	3-1

RAMS STARTERS

WR Harold Jackson	LE Jack Youngblood
LT Doug France	LDT Merlin Olsen
LG Tom Mack	RDT Larry Brooks
C Rich Saul	RE Fred Dryer
RG Dennis Harrah	LLB Jim Youngblood
RT John Williams	MLB Jack Reynolds
TE Bob Klein	RLB Isiah Robertson
WR Ron Jessie	LC Rod Perry
QB Pat Haden	RC Monte Jackson
RB Lawrence McCutcheon	LS Dave Elmendorf
FB John Cappelletti	RS Bill Simpson

RUSHING						
	Att	Yds	Avg	LG	TD	
Rams						
Lawrence McCutcheon	21	58	2.8	6	1	
John Cappelletti	19	54	2.8	16	0	
Pat Haden	8	16	2.0	6	1	
Rusty Jackson	1	-8	-8.0	-8	0	
Cowboys	Att	Yds	Avg	LG	TD	
Preston Pearson	13	43	3.3	15	0	
Timmy Newhouse	9	25	2.8	6	0	
Roger Staubach	2	8	4.0	9	0	
Drew Pearson	1	4	4.0	4	0	
Doug Dennison	1	3	3.0	3	0	
Scott Laidlaw	2	2	1.0	1t	1	

RECEIVING						
	No	Yds	Avg	LG	TD	
Rams						
Harold Jackson	6	116	19.3	42	0	
John Cappelletti	2	15	7.5	11	0	
Bob Klein	1	12	12.0	12	0	
Lawrence McCutcheon	1	9	9.0	9	0	
Cowboys	No	Yds	Avg	LG	TD	
Preston Pearson	6	41	6.8	13	0	
Drew Pearson	3	38	12.7	22	0	
Billy Joe DuPree	3	34	11.3	18	0	
Timmy Newhouse	2	19	9.5	14	0	
Butch Johnson	1	18	18.0	18	0	

INTERCEPTIONS						
	No	Yds	Avg	LG	TD	
Rams						
Isiah Robertson	1	15	15.0	15	0	
Dave Elmendorf	1	5	5.0	5	0	
Monte Jackson	1	0	0.0	0	0	
Cowboys	No	Yds	Avg	LG	TD	
Benny Barnes	2	0	0.0	0	0	
Charlie Waters	1	9	9.0	9	0	

PUNTING						
	No	Yds	Avg	LG	TB	IN20
Rams						
Rusty Jackson	7	253	36.1	50	0	1
Cowboys	No	Yds	Avg	LG	TB <td>IN20</td>	IN20
Danny White	6	232	38.6	52	1	1

PUNT RETURNS						
	No	FC	Yds	Avg	LG	TD
Rams						
Cullen Bryant	2	0	23	11.5	17	0
Jim Bertelsen	0	2	0	0.0	0	0
Cowboys	No	FC <th>Yds</th> <th>Avg</th> <th>LG</th> <th>TD</th>	Yds	Avg	LG	TD
Butch Johnson	4	1	64	16.0	44	0

KICKOFF RETURNS						
	No	Yds	Avg	LG	TD	
Rams						
Cullen Bryant	2	45	22.5	28	0	
Tom Geredine	1	26	26.0	26	0	
Cowboys	No	Yds	Avg	LG	TD	
Butch Johnson	2	44	22.0	16	0	

SACKS
Rams: Merlin Olsen 2.0, Jack Youngblood 1.0, Larry Brooks 1.0
Cowboys: Larry Cole 1.0, Ed Jones 1.0, Harvey Martin 1.0

PASSING							
	Att	Com	Yds	Tkd/Yd	TD	LG	IN
Rams							
Pat Haden	21	10	152	3/22	0	42	3
Cowboys	Att	Com	Yds	Tkd/Yd	TD	LG	IN
Roger Staubach	37	15	150	4/24	0	22	3

1975 NFC CHAMPIONSHIP GAME • DALLAS 37, RAMS 7
LOS ANGELES COLISEUM, LOS ANGELES, CA • SUNDAY, JANUARY 4, 1976

Dallas 7 14 13 3-37
 RAMS 0 0 0 7-7

DAL - P. Pearson 18-yard pass from Staubach (Fritsch kick)
 DAL - Richards 4-yard pass from Staubach (Fritsch kick)
 DAL - P. Pearson 15-yard pass from Staubach (Fritsch kick)
 DAL - P. Pearson 19-yard pass from Staubach (Fritsch kick)
 DAL - FG Fritsch 40
 DAL - FG Fritsch 26
 RAMS - Cappelletti 1-yard run (Dempsey kick)
 DAL - FG Fritsch 26
 PAID ATT -- 88,919

	'BOYS	RAMS
First Downs	24	9
Rushing	8	1
Passing	15	7
Penalty	1	1
Third Down Efficiency	10-18-55%	2-10-20%
Total Net Yards	441	118
Total Offensive Plays	78	45
Avg. Gain Per Play	5.7	2.6
Rushes-Yards	50-195	16-22
Avg. Gain Per Rush	3.9	1.4
Net Passing Yards	246	96
Att-Comp-Int	28-18-1	24-11-3
Avg. Gain Per Pass	8.8	3.3
Sacks Allowed-Yards	0-0	5-51
Punts-Avg	4-34.8	7-35.4
Penalties-Yards	5-59	4-25
Fumbles-Lost	1-0	1-0

RAMS STARTERS

WR Harold Jackson	LE Jack Youngblood
LT Charlie Cowan	LDT Merlin Olsen
LG Tom Mack	RDT Cody Jones
C Rich Saul	RE Fred Dryer
RG Joe Scibelli	LLB Ken Geddes
RT John Williams	MLB Jack Reynolds
TE Terry Nelson	RLB Isiah Robertson
WR Ron Jessie	LC Eddie McMillan
QB James Harris	RC Monte Jackson
RB Cullen Bryant	LS Dave Elmendorf
RB Lawrence McCutcheon	RS Bill Simpson

RUSHING						
	Att	Yds	Avg	LG	TD	
Cowboys						
Timmy Newhouse	16	64	4.0	12	0	
Roger Staubach	7	54	7.7	15	0	
Doug Dennison	13	35	2.7	14	0	
Preston Pearson	7	20	2.9	7	0	
Charles Young	6	17	2.8	5	0	
Jean Fugett	1	5	5.0	5	0	
Rams	Att	Yds	Avg	LG	TD	
Ron Jaworski	2	12	6.0	7	0	
Lawrence McCutcheon	11	10	0.9	6	0	
John Cappelletti	1	1	1.0	1	0	
Rob Scribner	1	1	1.0	1	0	
Cullen Bryant	1	-2	-2.0	2	0	

RECEIVING						
	No	Yds	Avg	LG	TD	
Cowboys						
Preston Pearson	7	123	17.6	27	3	
Drew Pearson	5	46	9.2	13	0	
Golden Richards	2	46	23.0	42	1	
Jean Fugett	2	5	2.5	3	0	
Charles Young	1	15	15.0	15	0	
Doug Dennison	1	11	11.0	11	0	
Rams	No	Yds	Avg	LG	TD	
Ron Jessie	4	52	13.0	18	0	
Lawrence McCutcheon	3	39	13.0	14	0	
Terry Nelson	3	28	9.3	12	0	
Cullen Bryant	1	28	28.0	28	0	

INTERCEPTIONS						
	No	Yds	Avg	LG	TD	
Cowboys						
D.D. Lewis	2	20	10.0	12	0	
Cliff Harris	1	22	22.0	22	0	
Rams	No	Yds	Avg	LG	TD	
Bill Simpson	1	37	37.0	37	0	

PUNTING						
	No	Yds	Avg	LG	O/B	DN
Cowboys						
Mitch Hoopes	4	139	34.8	43	1	0
Rams	No	Yds	Avg	LG	O/B	DN
Duane Carrell	7	248	35.4	45	1	1

PUNT RETURNS						
	No	FC	Yds	Avg	LG	TD
Cowboys						
Golden Richards	3	1	17	5.7	9	0
Cliff Harris	1	0	9	9.0	9	0
Rams	No	FC <th>Yds</th> <th>Avg</th> <th>LG</th> <th>TD</th>	Yds	Avg	LG	TD
Rob Scribner	2	0	3	1.5	2	0
Dave Elmendorf	0	1	0	0.0	0	0

KICKOFF RETURNS						
	No	Yds	Avg	LG	TD	
Cowboys						
Doug Dennison	2	47	23.5	26	0	
Rams	No	Yds	Avg	LG	TD	
Willie McGee	5	103	20.6	26	0	
Cullen Bryant	2	49	24.5	27	0	
Ron Jessie	1	15	15.0	15	0	

SACKS
Rams: None
Cowboys: Bill Gregory 1.0, Ed Jones 1.0, Harvey Martin 1.0, Jethro Pugh 1.0, Larry White 1.0

PASSING							
	Att	Com	Yds	Tkd/Yd	TD	LG	IN
Cowboys							
Roger Staubach	26	16	220	0/0	4	42	1
Clint Longley	2	2	26	0/0	0	15	0
Rams	Att	Com	Yds	Tkd/Yd	TD	LG	IN
Ron Jaworski	22	11	147	5/51	0	28	2
James Harris	2	0	0	0/0	0	0	1

1975 NFC DIVISIONAL PLAYOFF GAME • RAMS 35, ST. LOUIS 23
LOS ANGELES, LOS ANGELES, CA • SATURDAY, DECEMBER 27, 1975

St. Louis 0 9 7 7 - 23
 RAMS 14 14 0 7 - 35

RAMS - Jaworski 5-yard run (Dempsey kick)
 RAMS - Jack Youngblood 47-yard interception return (Dempsey kick)
 RAMS - Simpson 65-yard interception return (Dempsey kick)
 STL - Otis 3-yard run (kick failed)
 RAMS - H. Jackson 66-yard pass from Jaworski (Dempsey kick)
 STL - FG Bakken 39
 STL Gray 11-yard pass from Hart (Bakken kick)
 RAMS - Jessie 2-yard fumble recovery (Dempsey kick)
 STL - Jones 3-yard run (Bakken kick)
 PAID ATT -- 73,459

	CARDS	RAMS
First Downs	22	17
Rushing	5	5
Passing	16	10
Penalty	1	2
Third Down Efficiency	6-14-43%	5-12-42%
Total Net Yards	363	440
Total Offensive Plays	70	73
Avg. Gain Per Play	5.2	6.0
Rushes-Yards	27-95	50-237
Avg. Gain Per Rush	3.5	4.7
Net Passing Yards	268	203
Att-Comp-Int	41-22-3	23-12-0
Avg. Gain Per Pass	6.2	8.8
Sacks Allowed-Yards	2-23	0-0
Punts-Avg	6-42.7	5-31.6
Penalties-Yards	6-70	5-38
Fumbles-Lost	3-2	5-3

RAMS STARTERS

WR	Harold Jackson	LE	Jack Youngblood
LT	Doug France	LDT	Merlin Olsen
LG	Tom Mack	RDT	Cody Jones
C	Rich Saul	RE	Fred Dryer
RG	Joe Scibelli	LLB	Ken Geddes
RT	John Williams	MLB	Jack Reynolds
TE	Terry Nelson	RLB	Isiah Robertson
WR	Ron Jessie	LC	Eddie McMillan
QB	Ron Jaworski	RC	Monte Jackson
RB	Cullen Bryant	LS	Dave Elmendorf
RB	Lawrence McCutcheon	RS	Bill Simpson

RUSHING						
Cardinals	Att	Yds	Avg	LG	TD	
Jim Otis	12	38	3.2	6	1	
Steve Jones	6	28	4.7	15	1	
Terry Metcalf	8	27	3.4	8	0	
Jerry Latin	1	2	2.0	2	0	
Rams	Att	Yds	Avg	LG	TD	
Lawrence McCutcheon	37	202	5.5	12	0	
Rob Scribner	4	16	4.0	7	0	
Cullen Bryant	3	12	4.0	8	0	
Ron Jaworski	6	7	1.2	5	1	

RECEIVING						
Cardinals	No	Yds	Avg	LG	TD	
Terry Metcalf	6	94	15.7	34	0	
Jim Otis	4	52	13.0	21	0	
Mel Gray	3	52	17.3	23	1	
Ike Harris	2	33	16.5	22	0	
Jerry Latin	2	23	11.5	12	0	
Steve Jones	2	19	9.5	11	0	
J.V. Cain	2	17	8.5	11	0	
Jackie Smith	1	1	1.0	1	0	
Rams	No	Yds	Avg	LG	TD	
Ron Jessie	4	52	13.0	16	0	
Lawrence McCutcheon	3	8	2.7	11	0	
Harold Jackson	2	84	42.0	66t	1	
Cullen Bryant	2	26	13.0	14	0	
Terry Nelson	1	33	33.0	33	0	

INTERCEPTIONS						
Cardinals	No	Yds	Avg	LG	TD	
None						
Rams	No	Yds	Avg	LG	TD	
Bill Simpson	2	83	41.5	65t	1	
Jack Youngblood	1	47	47.0	47t	1	

PUNTING							
Cardinals	No	Yds	Avg	LG	O/B	DN	Blk
Jeff West	6	256	42.7	53	1	0	0
Rams	No	Yds	Avg	LG	O/B	DN	Blk
Duane Carrell	5	158	31.6	40	2	0	0

PUNT RETURNS						
Cardinals	No	FC	Yds	Avg	LG	TD
Terry Metcalf	2	0	6	3.0	3	0
Rams	No	FC	Yds	Avg	LG	TD
Dave Elmendorf	2	2	12	6.0	12	0
Rob Scribner	1	0	7	7.0	7	0

KICKOFF RETURNS						
Cardinals	No	Yds	Avg	LG	TD	
Terry Metcalf	3	105	35.0	67	0	
Gary Hammond	2	36	18.0	18	0	
Dwayne Crump	1	28	28.0	28	0	
Jerry Latin	1	22	22.0	22	0	
Rams	No	Yds	Avg	LG	TD	
Cullen Bryant	3	61	20.3	22	0	
Ron Jessie	1	17	17.0	17	0	
Dave Elmendorf	1	12	12.0	12	0	

SACKS

Cardinals: None
 Rams: Jack Youngblood 1.0, Fred Dryer 1.0

PASSING									
Cardinals	Att	Com	Yds	Tkd/Yd	TD	LG	IN		
Jim Hart	41	22	291	2/23	1	34	3		
Rams	Att	Com	Yds	Tkd/Yd	TD	LG	IN		
Ron Jaworski	23	12	203	0/0	1	66t	0		

1974 NFC CHAMPIONSHIP GAME • MINNESOTA 14, RAMS 10
METROPOLITAN STADIUM, BLOOMINGTON, MN • SUNDAY, DECEMBER 29, 1974

RAMS 0 3 0 7-10
 MINNESOTA 0 7 0 7-14

MIN - Lash 29-yard pass from Tarkenton (Cox kick)
 RAMS - FG Ray 27
 MIN - Osborn 1-yard run (Cox kick)
 RAMS - Jackson 44-yard pass from Harris (Ray kick)
 PAID ATT -- 48,444

	RAMS	VIKES
First Downs	15	18
Rushing	5	9
Passing	10	7
Penalty	0	2
Third Down Efficiency	5-13-38%	7-16-44%
Total Net Yards	340	269
Total Offensive Plays	58	69
Avg. Gain Per Play	5.9	3.9
Rushes-Yards	33-121	47-164
Avg. Gain Per Rush	3.7	3.5
Net Passing Yards	219	105
Att-Comp-Int	23-13-2	20-10-1
Avg. Gain Per Pass	8.8	4.8
Sacks Allowed-Yards	2-29	2-18
Punts-Avg	5-43.8	6-39.2
Penalties-Yards	7-70	2-20
Fumbles-Lost	3-3	5-3

RAMS STARTERS

WR	Harold Jackson	LE	Jack Youngblood
LT	Charlie Cowan	LDT	Merlin Olsen
LG	Tom Mack	RDT	Larry Brooks
C	Ken Iman	RE	Fred Dryer
RG	Joe Scibelli	LLB	Ken Geddes
RT	John Williams	MLB	Jack Reynolds
TE	Bob Klein	RLB	Isiah Robertson
WR	Jack Snow	LC	Charlie Stukes
QB	James Harris	RC	Al Clark
RB	Jim Bertelsen	LS	Dave Elmendorf
RB	Lawrence McCutcheon	RS	Bill Simpson

RUSHING						
Rams	Att	Yds	Avg	LG	TD	
Jim Bertelsen	14	65	4.6	11	0	
Lawrence McCutcheon	12	32	2.7	6	0	
James Harris	3	17	5.7	8	0	
John Cappelletti	3	8	2.7	5	0	
Tony Baker	1	-1	-1.0	-1	0	
Vikings	Att	Yds	Avg	LG	TD	
Chuck Foreman	22	80	3.6	18	0	
Dave Osborn	20	76	3.8	11	1	
Fran Tarkenton	4	5	1.3	3	0	
Ed Marinaro	1	3	3.0	3	0	

RECEIVING						
Rams	No	Yds	Avg	LG	TD	
Jim Bertelsen	5	53	10.6	13	0	
Harold Jackson	3	139	46.3	73	1	
Lawrence McCutcheon	2	22	11.0	17	0	
Jack Snow	1	19	19.0	19	0	
Bob Klein	1	10	10.0	10	0	
John Cappelletti	1	5	5.0	5	0	
Vikings	No	Yds	Avg	LG	TD	
Stu Voigt	4	43	10.8	16	0	
Jim Lash	2	40	20.0	29t	1	
John Gilliam	2	33	16.5	18	0	
Ed Marinaro	1	6	6.0	6	0	
Dave Osborn	1	1	1.0	1	0	

INTERCEPTIONS						
Rams	No	Yds	Avg	LG	TD	
Charlie Stukes	1	0	0.0	0	0	
Vikings	No	Yds	Avg	LG	TD	
Randy Polt	1	16	16.0	16	0	
Wally Hilgenberg	1	0	0.0	0	0	

PUNTING				
Rams	No	Yds	Avg	LG
Mike Burke	5	219	43.8	49
Vikings	No	Yds	Avg	LG
Mike Eischied	6	235	39.2	55

PUNT RETURNS						
Rams	No	FC	Yds	Avg	LG	TD
Cullen Bryant	3	0	18	6.0	10	0
Rob Scribner	1	0	1	1.0	1	0
Jim Bertelsen	1	0	0	0.0	0	0
Vikings	No	FC	Yds	Avg	LG	TD
Sam McCullum	3	0	20	6.7	8	0
Nate Wright	1	0	3	3.0	3	0

KICKOFF RETURNS

Rams	No	Yds	Avg	LG	TD
Cullen Bryant	3	57	19.0	25	0
Vikings	No	Yds	Avg	LG	TD
Brent McClanahan	2	55	27.5	32	0
Sam McCullum	1	23	23.0	23	0

SACKS

Cardinals: Jack Youngblood 1.0, Fred Dryer 1.0
 Vikings: Carl Eller 0.5, Doug Sutherland 0.5, Bob Luresma 0.3, Jim Marshall 0.3, Allen Page 0.3

PASSING									
Rams	Att	Com	Yds	Tkd/Yd	TD	LG	IN		
James Harris	23	13	248	2/29	1	73	2		
Vikings	Att	Com	Yds	Tkd/Yd	TD	LG	IN		
Fran Tarkenton	20	10	123	2/18	1	29t	1		

1974 NFC DIVISIONAL PLAYOFF GAME • RAMS 19, WASHINGTON 10
LOS ANGELES COLISEUM, LOS ANGELES, CA • SUNDAY, DECEMBER 22, 1974

Washington 3 7 0 0-10
 RAMS 7 0 3 9-19

RAMS - Klein 10-yard pass from Harris (Ray kick)
 WAS - FG Bragg 35
 WAS - Denson 1-yard run (Bragg kick)
 RAMS - FG Ray 37
 RAMS - FG Ray 26
 RAMS - Robertson 59-yard interception return (pass failed)
 PAID ATT -- 77,925

	SKINS	RAMS
First Downs	13	14
Rushing	4	8
Passing	7	6
Penalty	2	0
Third Down Efficiency	7-16-44%	6-18-33%
Total Net Yards	218	223
Total Offensive Plays	58	66
Avg. Gain Per Play	3.8	3.4
Rushes-Yards	27-49	42-131
Avg. Gain Per Rush	1.8	3.1
Net Passing Yards	169	95
Att-Comp-Int	30-13-3	24-8-2
Avg. Gain Per Pass	5.5	4.0
Sacks Allowed-Yards	1-8	0-0
Punts-Avg	5-45.2	5-43.0
Penalties-Yards	1-5	5-49
Fumbles-Lost	3-3	2-0

RAMS STARTERS

WR	Harold Jackson	LE	Jack Youngblood
LT	Charlie Cowan	LDT	Merlin Olsen
LG	Tom Mack	RDT	Larry Brooks
C	Ken Iman	RE	Fred Dryer
RG	Joe Scibelli	LLB	Ken Geddes
RT	John Williams	MLB	Jack Reynolds
TE	Bob Klein	RLB	Isiah Robertson
WR	Jack Snow	LC	Charlie Stukes
QB	James Harris	RC	Al Clark
RB	Jim Bertelsen	LS	Dave Elmendorf
RB	Lawrence McCutcheon	RS	Bill Simpson

RUSHING						
Redskins	Att	Yds	Avg	LG	TD	
Larry Brown	18	39	2.2	9	0	
Billy Kilmer	2	5	2.5	5	0	
Moses Denson	7	5	0.7	2	1	
Rams	Att	Yds	Avg	LG	TD	
Lawrence McCutcheon	26	71	2.7	11	0	
Jim Bertelsen	6	34	5.7	10	0	
James Harris	6	17	2.8	8	0	
John Cappelletti	1	5	5.0	5	0	
Rob Scribner	1	2	2.0	2	0	
Tony Baker	2	2	1.0	2	0	

RECEIVING						
Redskins	No	Yds	Avg	LG	TD	
Charley Taylor	4	79	19.8	41	0	
Charles Evans	4	31	7.8	19	0	
John Smith	2	35	17.5	20	0	
Moses Denson	2	17	8.5	9	0	
Frank Grant	1	15	15.0	15	0	
Rams	No	Yds	Avg	LG	TD	
Harold Jackson	2	35	17.5	22	0	
Bob Klein	2	23	11.5	13	1	
Lawrence McCutcheon	2	20	10.0	15	0	
Pat Curran	1	12	12.0	12	0	
Jim Bertelsen	1	5	5.0	5	0	

INTERCEPTIONS						
Redskins	No	Yds	Avg	LG	TD	
Pat Fischer	1	17	17.0	17	0	
Ken Stone	1	7	7.0	7	0	
Rams	No	Yds	Avg	LG	TD	
Isiah Robertson	1	59	59.0	59t	1	
Jack Reynolds	1	12	12.0	12	0	
Bill Simpson	1	0	0.0	0	0	

PUNTING							
Redskins	No	Yds	Avg	LG	O/B	DN	Bik
Mike Bragg	5	226	45.2	58	1	0	0
Rams	No	Yds	Avg	LG	O/B	DN	Bik
Mike Burke	5	215	43.0	46	0	0	0

PUNT RETURNS						
Redskins	No	FC	Yds	Avg	LG	TD
Joe Theismann	4	0	22	5.5	12	0
Larry Jones	1	0	9	9.0	9	0
Rams	No	FC	Yds	Avg	LG	TD
Jim Bertelsen	1	0	10	10.0	10	0
Cullen Bryant	1	0	6	6.0	6	0

KICKOFF RETURNS						
Redskins	No	Yds	Avg	LG	TD	
Larry Jones	4	76	19.0	34	0	
Doug Cunningham	1	19	19.0	19	0	
Rams	No	Yds	Avg	LG	TD	
Cullen Bryant	3	82	27.3	41	0	

SACKS
 Redskins: None
 Rams: Merlin Olsen 0.5, Larry Brooks 0.5

PASSING							
Redskins	Att	Com	Yds	Tkd/Yd	TD	LG	IN
Billy Kilmer	18	7	99	0/0	0	41	0
Sonny Jurgensen	12	6	78	1/8	0	27	3
Rams	Att	Com	Yds	Tkd/Yd	TD	LG	IN
James Harris	24	8	95	0/0	1	22	2

1973 NFC DIVISIONAL PLAYOFF GAME • DALLAS 27, RAMS 16
TEXAS STADIUM, DALLAS, TX • SUNDAY, DECEMBER 23, 1973

RAMS 0 6 0 10-16
 Dallas 14 3 0 10-27

DAL - Hill 3-yard run (Fritsch kick)
 DAL - Pearson 4-yard pass from Staubach (Fritsch kick)
 DAL - FG Fritsch 39
 RAMS - FG Ray 33
 RAMS - FG Ray 37
 RAMS - FG Ray 40
 RAMS - Baker 5-yard run (Ray kick)
 DAL - Pearson 83-yard pass from Staubach (Fritsch kick)
 DAL - FG Fritsch 12
 PAID ATT -- 63,272

	RAMS	'BOYS
First Downs	11	15
Rushing	5	11
Passing	5	4
Penalty	1	0
Third Down Efficiency	0-14-0%	9-19-47%
Total Net Yards	192	298
Total Offensive Plays	58	68
Avg. Gain Per Play	3.1	4.4
Rushes-Yards	30-93	45-162
Avg. Gain Per Rush	3.1	3.6
Net Passing Yards	99	136
Att-Comp-Int	24-7-1	16-8-2
Avg. Gain Per Pass	3.4	5.8
Sacks Allowed-Yards	5-34	7-44
Punts-Avg	5-43.6	7-46.7
Penalties-Yards	2-20	5-44
Fumbles-Lost	2-2	2-2

RAMS STARTERS

WR	Harold Jackson	LE	Jack Youngblood
LT	Charlie Cowan	LDT	Merlin Olsen
LG	Tom Mack	RDT	Larry Brooks
C	Ken Iman	RE	Fred Dryer
RG	Joe Scibelli	LLB	Ken Geddes
RT	John Williams	MLB	Jack Reynolds
TE	Bob Klein	RLB	Isiah Robertson
WR	Jack Snow	LC	Charlie Stukes
QB	John Hadl	RC	Eddie McMillan
RB	Jim Bertelsen	LS	Dave Elmendorf
RB	Lawrence McCutcheon	RS	Steve Preece

RUSHING						
Rams	Att	Yds	Avg	LG	TD	
Lawrence McCutcheon	13	48	3.7	12	0	
Jim Bertelsen	12	37	3.1	13	0	
John Hadl	2	10	5.0	6	0	
Tony Baker	1	5	5.0	5t	1	
Larry Smith	2	-7	-3.5	-1	0	
Cowboys	Att	Yds	Avg	LG	TD	
Calvin Hill	25	97	3.9	15	1	
Roger Staubach	4	30	7.5	12	0	
Walt Garrison	10	30	3.0	10	0	
Timmy Newhouse	6	5	0.8	4	0	

RECEIVING						
Rams	No	Yds	Avg	LG	TD	
Jack Snow	3	77	25.7	50	0	
Larry Smith	2	13	6.5	9	0	
Harold Jackson	1	40	40.0	40	0	
Lawrence McCutcheon	1	3	3.0	3	0	
Cowboys	No	Yds	Avg	LG	TD	
Drew Pearson	2	87	43.5	83t	2	
Calvin Hill	2	21	10.5	16	0	
Jean Fugett	1	38	38.0	38	0	
Bob Hayes	1	29	29.0	29	0	
Walt Garrison	1	3	3.0	3	0	
Billy Joe DuPree	1	2	2.0	2	0	

INTERCEPTIONS						
Rams	No	Yds	Avg	LG	TD	
Jack Reynolds	1	4	4.0	4	0	
Dave Elmendorf	1	0	0.0	0	0	
Cowboys	No	Yds	Avg	LG	TD	
Lee Roy Jordan	1	2	2.0	2	0	

PUNTING						
Rams	No	Yds	Avg	LG		
Dave Chapple	5	218	43.6	64		
Cowboys	No	Yds	Avg	LG		
Marv Bateman	7	327	46.7	55		

PUNT RETURNS						
Rams	No	FC	Yds	Avg	LG	TD
Jim Bertelsen	4	0	52	13.0	30	0
Dave Elmendorf	1	0	1	1.0	1	0
Cowboys	No	FC	Yds	Avg	LG	TD
Golden Richards	2	1	3	1.5	2	0

KICKOFF RETURNS						
Rams	No	Yds	Avg	LG	TD	
Rob Scribner	4	106	26.5	35	0	
Al Clark	2	49	24.5	29	0	
Cowboys	No	Yds	Avg	LG	TD	
Charlie Waters	1	23	23.0	23	0	
Cliff Harris	1	19	19.0	19	0	

SACKS
 Rams: Jack Youngblood 2.5, Merlin Olsen 2.0, Fred Dryer 1.0, Ken Geddes 1.0, Larry Brooks 0.5
 Cowboys: Bill Gregory 1.5, Harvey Martin 1.5, Pugh 1.0, Larry Cole 0.5, Pat Toomay 0.5

PASSING							
Rams	Att	Com	Yds	Tkd/Yd	TD	LG	IN
John Hadl	23	7	133	5/34	0	50	1
Lawrence McCutcheon	1	0	0	0/0	0	0	0
Cowboys	Att	Com	Yds	Tkd/Yd	TD	LG	IN
Roger Staubach	16	8	180	7/44	2	83t	2

1969 PLAYOFF BOWL GAME • RAMS 31, DALLAS 0
ORANGE BOWL, MIAMI, FL • SATURDAY, JANUARY 3, 1970

RAMS 14 0 7 10 - 31
 Cowboys 0 0 0 0 - 0

RAMS - Josephson 35-yard pass from Gabriel (Gossett kick)
 RAMS - Snow 67-yard pass from Gabriel (Gossett kick)
 RAMS - Klein 16-yard pass from Gabriel (Gossett kick)
 RAMS - Snow 49-yard pass from Gabriel (Gossett kick)
 RAMS - FG Gossett 42
 PAID ATT -- 31,151

	RAMS	BOYS
First Downs	13	13
Rushing	4	6
Passing	8	7
Penalty	1	0
Total Net Yards	297	222
Total Offensive Plays	53	60
Avg. Gain Per Play	5.6	3.8
Rushes-Yards	33-78	30-136
Avg. Gain Per Rush	3.4	4.7
Net Passing Yards	219	86
Att-Comp-Int	19-12-1	24-10-2
Avg. Gain Per Pass	10.9	2.9
Sacks Allowed-Yards	1-5	6-50
Punts-Avg	4-42.5	4-44.0
Penalties-Yards	2-39	2-25
Fumbles-Lost	.3-1	2-2

RUSHING						
Rams	Att	Yds	Avg	LG	TD	
Larry Smith	10	29	2.9	6	0	
Pat Studstill	1	22	22.0	22	0	
Dick Bass	6	17	2.8	12	0	
Les Josephson	8	8	1.0	8	0	
Willie Ellison	6	8	1.3	7	0	
Roman Gabriel	2	-6	-3.0	-3	0	
Cowboys	Att	Yds	Avg	LG	TD	
Walt Garrison	9	47	5.2	11	0	
Roger Staubach	6	41	6.8	19	0	
Calvin Hill	8	36	4.5	13	0	
Dan Reeves	5	24	4.8	17	0	
Les Shy	1	-1	-1.0	-1	0	
Craig Morton	1	-11	-11.0	-11	0	

RECEIVING						
Rams	No	Yds	Avg	LG	TD	
Jack Snow	5	144	28.8	67t	2	
Les Josephson	4	55	13.8	35t	1	
Bob Klein	2	23	11.5	16t	1	
Larry Smith	1	2	2.0	2	0	
Cowboys	No	Yds	Avg	LG	TD	
Bob Hayes	3	50	16.7	31	0	
Pettis Norman	2	24	12.0	16	0	
Lance Rentzel	1	25	25.0	25	0	
Calvin Hill	1	17	17.0	17	0	
Dennis Homan	1	16	16.0	16	0	
Walt Garrison	1	4	4.0	4	0	
Claxton Welch	1	0	0.0	0	0	

INTERCEPTIONS						
Rams	No	Yds	Avg	LG	TD	
Richie Petitbon	1	5	5.0	5	0	
Jim Purnell	1	0	0.0	0	0	
Cowboys	No	Yds	Avg	LG	TD	
Otto Brown	1	11	11.0	11	0	

PUNTING						
Rams	No	Yds	Avg	LG		
Pat Studstill	4	170	42.5	51		
Cowboys	No	Yds	Avg	LG		
Ron Widby	4	176	44.0	54		

PUNT RETURNS						
Rams	No	FC	Yds	Avg	LG	TD
Alvin Haymond	2	0	18	9.0	9	0
Ron Smith	1	0	19	19.0	19	0
Cowboys	No	FC	Yds	Avg	LG	TD
Mel Renfro	2	1	-1	-1.0	-1	0

KICKOFF RETURNS						
Rams	No	Yds	Avg	LG	TD	
Ron Smith	1	17	17.0	17	0	
Cowboys	No	Yds	Avg	LG	TD	
Richmond Flowers	2	53	26.5	30	0	
Calvin Hill	2	43	21.5	24	0	

RAMS STARTERS

WR	Jack Snow	LE	Deacon Jones
LT	Charlie Cowan	LDT	Merlin Olsen
LG	Tom Mack	RDT	Coy Bacon
C	Ken Iman	RE	Diron Talbert
RG	Mike LaHood	LLB	Jack Pardee
RT	Mitch Johnson	MLB	Doug Woodlief
TE	Billy Truax	RLB	Jim Purnell
WR	Wendell Tucker	LC	Clarence Williams
QB	Roman Gabriel	RC	Jim Nettles
RB	Les Josephson	LS	Richie Petitbon
RB	Larry Smith	RS	Eddie Meador

RAMS PASSING

Rams	Att	Com	Yds	Tkd/Yd	TD	LG	IN
Roman Gabriel	17	12	224	1/5	4	67t	0
Les Josephson	1	0	0	0/0	0	0	1
Karl Sweetan	1	0	0	0/0	0	0	0
Cowboys	Att	Com	Yds	Tkd/Yd	TD	LG	IN
Craig Morton	18	9	120	5/42	0	31	1
Roger Staubach	6	1	16	1/8	0	16	1

1969 WESTERN CONFERENCE PLAYOFF GAME • MINNESOTA 23, RAMS 20
METROPOLITAN STADIUM, BLOOMINGTON, MN • SATURDAY, DECEMBER 27, 1969

RAMS 7 10 0 3 - 20
 Minnesota 7 0 7 9 - 23

RAMS - Klein 3-yard pass from Gabriel (Gossett kick)
 MIN - Osborn 1-yard run (Cox kick)
 RAMS - FG Gossett 20
 RAMS - Truax 2-yards pass from Gabriel (Gossett kick)
 MIN - Osborn 1-yard run (Cox kick)
 RAMS - FG Gossett 27
 MIN - Kapp 2-yard run (Cox kick)
 MIN - Gabriel tackled in end zone by Eller for safety
 PAID ATT -- 47,900

	RAMS	VIKES
First Downs	19	18
Rushing	10	7
Passing	9	10
Penalty	0	1
Total Net Yards	255	275
Total Offensive Plays	65	50
Avg. Gain Per Play	3.9	5.5
Rushes-Yards	30-126	29-97
Avg. Gain Per Rush	4.2	3.3
Net Passing Yards	129	178
Att-Comp-Int	32-22-1	19-12-2
Avg. Gain Per Pass	3.7	8.4
Sacks Allowed-Yards	3-21	2-18
Punts-Avg	3-36.3	3-39.3
Penalties-Yards	4-37	4-36
Fumbles-Lost	.1-0	3-1

RAMS STARTERS

WR	Jack Snow	LE	Deacon Jones
LT	Charlie Cowan	LDT	Merlin Olsen
LG	Tom Mack	RDT	Coy Bacon
C	Ken Iman	RE	Diron Talbert
RG	Mike LaHood	LLB	Jack Pardee
RT	Bob Brown	MLB	Doug Woodlief
TE	Billy Truax	RLB	Maxie Baughan
WR	Wendell Tucker	LC	Clarence Williams
QB	Roman Gabriel	RC	Jim Nettles
RB	Larry Smith	LS	Richie Petitbon
RB	Les Josephson	RS	Eddie Meador

RUSHING						
Rams	Att	Yds	Avg	LG	TD	
Larry Smith	11	60	5.5	12	0	
Roman Gabriel	4	26	6.5	13	0	
Willie Ellison	4	22	5.5	17	0	
Les Josephson	10	16	1.6	7	0	
Tommy Mason	1	2	2.0	2	0	
Vikings	Att	Yds	Avg	LG	TD	
Joe Kapp	7	42	6.0	15	1	
Dave Osborn	13	30	2.3	12	2	
Bill Brown	8	22	2.7	6	0	
Oscar Reed	1	3	3.0	3	0	

RECEIVING						
Rams	No	Yds	Avg	LG	TD	
Les Josephson	7	41	5.6	13	0	
Larry Smith	6	36	6.0	10	0	
Billy Truax	5	47	9.4	18	1	
Wendell Tucker	3	23	7.7	9	0	
Bob Klein	1	3	3.0	3t	1	
Vikings	No	Yds	Avg	LG	TD	
Gene Washington	4	90	22.5	41	0	
John Henderson	4	68	17.0	24	0	
Bill Brown	2	20	10.0	12	0	
Oscar Reed	2	18	9.0	12	0	

INTERCEPTIONS						
Rams	No	Yds	Avg	LG	TD	
Eddie Meador	1	15	15.0	15	0	
Richie Petitbon	1	4	4.0	4	0	
Vikings	No	Yds	Avg	LG	TD	
Alan Page	1	29	29.0	29	0	

PUNTING						
Rams	No	Yds	Avg	LG		
Pat Studstill	3	110	36.3	51		
Vikings	No	Yds	Avg	LG		
Bob Lee	3	118	39.3	43		

PUNT RETURNS						
Rams	No	FC	Yds	Avg	LG	TD
Alvin Haymond	2	0	8	4.0	11	0
Ron Smith	0	1	0	0.0	0	0
Vikings	No	FC	Yds	Avg	LG	TD
Charlie West	1	0	6	6.0	6	0

KICKOFF RETURNS						
Rams	No	Yds	Avg	LG	TD	
Ron Smith	3	47	15.7	18	0	
Alvin Haymond	1	22	22.0	22	0	
Vikings	No	Yds	Avg	LG	TD	
Charlie West	4	93	23.3	28	0	
Bob Grim	1	13	13.0	13	0	
Sammy White	1	5	5.0	5	0	

SACKS

Rams: Coy Bacon 0.5, Merlin Olsen 0.5, Team 1.0
 Vikings: Carl Eller 2.0, Jim Marshall 1.0

RAMS PASSING

Rams	Att	Com	Yds	Tkd/Yd	TD	LG	IN
Roman Gabriel	32	22	150	3/21	2	18	1
Vikings	Att	Com	Yds	Tkd/Yd	TD	LG	IN
Joe Kapp	19	12	196	2/18	0	41	2

1967 PLAYOFF BOWL GAME • RAMS 30, CLEVELAND 6
ORANGE BOWL, MIAMI, FL • SUNDAY, JANUARY 7, 1968

Cleveland 0 0 0 6 -6
 RAMS 10 7 3 10 -11

RAMS - Casey 21-yard pass from Gabriel (Gossett kick)
 RAMS - FG Gossett 41
 RAMS - Truax 2-yard pass from Gabriel (Gossett kick)
 RAMS - FG Gossett 46
 CLE - Kelly 2-yard run (kick blocked)
 RAMS - Ellison 9-yard run (Gossett kick)
 RAMS - FG Gossett 19
 PAID ATT -- 37,102

	BROWNS	RAMS
First Downs	12	21
Rushing	5	10
Passing	7	10
Penalty	0	1
Total Net Yards	205	385
Total Offensive Plays	65	74
Avg. Gain Per Play	3.2	5.2
Rushes-Yards	22-56	37-181
Avg. Gain Per Rush	2.5	4.9
Net Passing Yards	149	204
Att-Comp-Int	38-20-0	34-17-1
Avg. Gain Per Pass	3.9	6.0
Sacks Allowed-Yards	5-40	3-19
Punts-Avg	7-40.1	4-43.0
Penalties-Yards	3-36	5-65
Fumbles-Lost	4-3	2-1

RUSHING					
	Att	Yds	Avg	LG	TD
Browns					
Leroy Kelly	18	55	3.1	15	1
Larry Conjar	3	2	0.7	2	0
Gary Lane	1	-1	-1.0	-1	0
Rams					
Les Josephson	15	70	4.7	11	0
Dick Bass	13	51	3.9	14	0
Roman Gabriel	4	33	8.2	21	0
Willie Ellison	3	17	5.7	9	0
Tommy Mason	2	10	5.0	7	0

INTERCEPTIONS					
	No	Yds	Avg	LG	TD
Browns					
Bob Matheson	1	1	1.0	2	0
Rams					
None					
PUNTING					
	No	Yds	Avg	LG	TD
Browns					
Gary Collins	7	281	40.1	55	
Rams					
Jon Kilgore	4	172	43.0	59	

RECEIVING					
	No	Yds	Avg	LG	TD
Browns					
Paul Warfield	6	75	12.5	34	0
Clifton McNeil	4	21	5.3	10	0
Larry Collins	3	39	13.0	25	0
Larry Conjar	3	20	6.7	8	0
Milt Morin	2	22	11.0	15	0
Nick Pietrosante	1	12	12.0	12	0
Leroy Kelly	1	0	0.0	0	0
Rams					
Bernie Casey	6	82	13.7	22	1
Les Josephson	4	41	10.3	15	0
Tommy Mason	3	58	19.3	43	0
Billy Truax	2	13	6.5	11	1
Dave Pivec	1	25	25.0	25	0
Jack Snow	1	4	4.0	4	0

PUNT RETURNS					
	No	Yds	Avg	LG	TD
Browns					
Ben Davis	1	7	7.0	7	0
Leroy Kelly	1	5	5.0	5	0
Rams					
Eddie Meador	1	6	6.0	6	0
Irv Cross	1	1	1.0	1	0
KICKOFF RETURNS					
	No	Yds	Avg	LG	TD
Browns					
Ben Davis	2	45	22.5	24	0
Carl Ward	2	31	15.5	18	0
Rams					
None					

RAMS STARTERS

WR Jack Snow	LE Deacon Jones
LT Joe Carollo	LDT Merlin Olsen
LG Tom Mack	RDT Roger Brown
C Ken Iman	RE Lamar Lundy
RG Joe Scibelli	LLB Jack Pardee
RT Charlie Cowan	MLB Myron Pottios
TE Billy Truax	RLB Maxie Baughan
WR Bernie Casey	LC Clarence Williams
QB Roman Gabriel	RC Irv Cross
RB Les Josephson	LS Chuck Lamson
RB Dick Bass	RS Eddie Meador

PASSING								
	Att	Com	Yds	Tkd/Yd	TD	LG	IN	
Browns								
Frank Ryan	20	8	83	3/21	0	25	0	
Gary Lane	18	12	106	2/19	0	34	0	
Rams								
Roman Gabriel	30	17	223	3/19	2	43	1	
Bill Munson	2	0	0	0/0	0	0	0	
Les Josephson	1	0	0	0/0	0	0	0	
Eddie Meador	1	0	0	0/0	0	0	0	

1967 WESTERN CONFERENCE PLAYOFF GAME • GREEN BAY 28, RAMS 7
MILWAUKEE COUNTY STADIUM, MILWAUKEE, WI • SATURDAY, DECEMBER 23, 1967

RAMS 7 0 0 0-7
 Green Bay 0 14 7 7-28

RAMS - Casey 29-yard pass from Gabriel (Gossett kick)
 GB - Williams 46-yard run (Chandler kick)
 GB - Dale 17-yard pass from Starr (Chandler kick)
 GB - Mercein 6-yard run (Chandler kick)
 GB - Williams 2-yard run (Chandler kick)
 PAID ATT -- 49,861

	RAMS	PACK
First Downs	12	20
Rushing	2	11
Passing	9	8
Penalty	1	1
Total Net Yards	217	374
Total Offensive Plays	59	68
Avg. Gain Per Play	3.7	5.5
Rushes-Yards	28-75	45-163
Avg. Gain Per Rush	2.7	3.6
Net Passing Yards	142	211
Att-Comp-Int	31-11-1	23-17-1
Avg. Gain Per Pass	4.6	9.2
Sacks Allowed-Yards	5-44	1-11
Punts-Avg	5-32.6	6-39.3
Penalties-Yards	3-25	7-44
Fumbles-Lost	0-0	3-3

RUSHING					
	Att	Yds	Avg	LG	TD
Rams					
Dick Bass	14	40	2.9	15	0
Les Josephson	9	16	1.8	5	0
Tommy Mason	2	13	6.5	10	0
Roman Gabriel	3	6	2.0	3	0
Packers					
Travis Williams	18	88	4.9	46	2
Donny Anderson	12	52	4.3	18	0
Chuck Mercien	12	13	1.1	7	1
Bart Starr	2	8	4.0	4	0
Ben Wilson	1	2	2.0	2	0

INTERCEPTIONS					
	No	Yds	Avg	LG	TD
Rams					
Chuck Lamson	1	24	24.0	24	0
Packers					
Tom Brown	1	20	20.0	20	0
PUNTING					
	No	Yds	Avg	LG	TD
Rams					
Jon Kilgore	6	236	39.3	40	
Packers					
Don Chandler	5	163	32.6	46	

RECEIVING					
	No	Yds	Avg	LG	TD
Rams					
Bernie Casey	5	82	16.4	29t	1
Billy Truax	2	45	22.5	31	0
Les Josephson	2	30	15.0	22	0
Jack Snow	1	17	17.0	17	0
Bucky Pope	1	12	12.0	12	0
Packers					
Carroll Dale	6	109	18.2	48	1
Boyd Dowler	3	35	11.7	17	0
Marv Fleming	3	30	10.0	12	0
Donny Anderson	2	30	15.0	25	0
Chuck Mercien	2	10	5.0	5	0
Travis Williams	1	8	8.0	8	0

PUNT RETURNS					
	No	FC	Yds	Avg	LG
Rams					
Eddie Meador	1	2	0	0.0	0
Irv Cross	0	1	0	0.0	0
Packers					
Willie Wood	2	3	5	2.5	5
Tom Brown	1	0	39	39.0	39

KICKOFF RETURNS					
	No	Yds	Avg	LG	TD
Rams					
Willie Ellison	2	54	27.0	39	0
Irv Cross	1	26	26.0	26	0
Bob Nichols	1	0	0.0	0	0
Packers					
Dave Robinson	1	10	10.0	10	0
Jim Flanigan	1	9	9.0	9	0

RAMS STARTERS

WR Jack Snow	LE Deacon Jones
LT Joe Carollo	LDT Merlin Olsen
LG Tom Mack	RDT Roger Brown
C Ken Iman	RE Lamar Lundy
RG Joe Scibelli	LLB Jack Pardee
RT Charlie Cowan	MLB Myron Pottios
TE Billy Truax	RLB Maxie Baughan
WR Bernie Casey	LC Clarence Williams
QB Roman Gabriel	RC Irv Cross
RB Dick Bass	LS Chuck Lamson
RB Les Josephson	RS Eddie Meador

PASSING								
	Att	Com	Yds	Tkd/Yd	TD	LG	IN	
Rams								
Roman Gabriel	31	11	186	5/44	1	31	1	
Packers								
Bart Starr	23	17	222	1/11	1	48	1	

1955 NFL CHAMPIONSHIP GAME • CLEVELAND 38, RAMS 14
LOS ANGELES COLISEUM, LOS ANGELES, CA • MONDAY, DECEMBER 26, 1955

Cleveland 3 14 14 7-38
 RAMS 0 7 0 7-14

CLE - FG Groza 26
 CLE - Paul 65-yard interception return (Groza kick)
 RAMS - Quinlan 67-yard pas from Van Brocklin (Richter kick)
 CLE - Lavelli 50-yard pass from Graham (Groza kick)
 CLE - Graham 15-yard run (Groza kick)
 CLE - Graham 1-yard run (Groza kick)
 CLE - Renfro 35-yard pass from Graham (Groza kick)
 RAMS - Waller 4-yard run (Richter kick)
 PAID ATT -- 85,693

	BROWNS	RAMS
First Downs	17	17
Rushing	7	8
Passing	10	8
Penalty	0	1
Total Net Yards	371	259
Total Offensive Plays	73	54
Avg. Gain Per Play	5.1	4.8
Rushes-Yards	48-169	26-116
Avg. Gain Per Rush	3.5	4.5
Net Passing Yards	202	143
Att-Comp-Int	25-14-3	28-11-7
Avg. Gain Per Pass	8.1	5.1
Punts-Avg	3-42.7	4-45.0
Penalties-Yards	5-74	2-10
Fumbles-Lost	0-0	1-1

RAMS OFFENSIVE STARTERS

LE Tom Fears
 LT Glen Holtzman
 LG Duane Putnam
 C Bobby Cross
 RG John Hock
 RT Charley Toogood
 RE Elroy Hirsch
 QB Norm Van Brocklin
 LH Ron Waller
 RH Volney Quinlan
 F Dan Towler

RUSHING						
Browns	Att	Yds	Avg	LG	TD	
Ed Modzelewski	13	61	4.7	10	0	
Maurice Bassett	11	49	4.5	12	0	
Fred Morrison	11	33	3.0	5	0	
Otto Graham	9	21	2.3	15t	2	
Dub Jones	1	3	3.0	3	0	
Bob Smith	3	2	0.7	5	0	
Rams	Att	Yds	Avg	LG	TD	
Dan Towler	14	64	4.6	15	0	
Ron Waller	11	48	4.4	13	1	
Bill Wade	1	4	4.0	4	0	

RECEIVING						
Browns	No	Yds	Avg	LG	TD	
Ed Modzelewski	5	34	6.8	14	0	
Dante Lavelli	3	95	31.7	50t	1	
Ray Renfro	2	49	24.5	35t	1	
Dub Jones	1	11	11.0	11	0	
Darrel Brewster	1	9	9.0	9	0	
Fred Morrison	1	7	7.0	7	0	
Maurice Bassett	1	4	4.0	4	0	
Rams	No	Yds	Avg	LG	TD	
Volney Quinlan	5	116	23.2	67t	1	
Ron Waller	3	18	6.0	11	0	
Tom Fears	1	16	16.0	16	0	
Elroy Hirsch	1	9	9.0	9	0	
Dan Towler	1	7	7.0	7	0	

INTERCEPTIONS						
Browns	No	Yds	Avg	LG	TD	
Ken Konz	2	12	6.0	12	0	
Don Paul	1	65	65.0	65t	1	
Tommy James	1	11	11.0	11	0	
Sam Palumbo	1	10	10.0	10	0	
Walt Michaels	1	5	5.0	5	0	
Henry Ford	1	0	0.0	0	0	
Rams	No	Yds	Avg	LG	TD	
Don Burroughs	1	24	24.0	24	0	
Larry Morris	1	22	22.0	22	0	
Ed Hughes	1	0	0.0	0	0	

PUNTING						
Browns	No	Yds	Avg	LG		
Horace Gillom	3	128	42.7	52		
Rams	No	Yds	Avg	LG		
Norm Van Brocklin	4	180	45.0	49		

PUNT RETURNS						
Browns	No	Yds	Avg	LG	TD	
Ken Konz	2	27	13.5	24	0	
Don Paul	2	0	0.0	0	0	
Rams	No	Yds	Avg	LG	TD	
Woodley Lewis	1	9	9.0	9	0	

KICKOFF RETURNS						
Browns	No	Yds	Avg	LG	TD	
Bob Smith	2	41	20.5	21	0	
Don Paul	1	0	0.0	0	0	
Rams	No	Yds	Avg	LG	TD	
Woodley Lewis	4	127	31.8	43	0	
Ron Waller	3	88	29.3	32	0	

PASSING						
Browns	Att	Com	Yds	TD	LG	IN
Otto Graham	25	14	209	2	50t	3
Rams	Att	Com	Yds	TD	LG	IN
Norm Van Brocklin	25	11	166	1	67t	6
Bill Wade	3	0	0	0	0	1

1955 NFL CONFERENCE PLAYOFF GAME • DETROIT 31, RAMS 21
BRIGGS STADIUM, DETROIT, MI • SUNDAY, DECEMBER 21, 1952

RAMS 0 7 0 14-21
 Detroit 7 7 10 7-31

DET - Harder 12-yard run (Harder kick)
 DET - Harder 3-yard run (Harder kick)
 RAMS - Fears 15-yard pass from Van Brocklin (Waterfield kick)
 DET - Hart 24-yard pass from Walker (Harder kick)
 DET - FG Harder 43
 RAMS - Towler 5-yard run (Waterfield kick)
 RAMS - Smith 57-yard punt return (Waterfield kick)
 DET - Hoernschmeyer 9-yard run (Harder kick)
 PAID ATT -- 47,645

	RAMS	LIONS
First Downs	15	18
Rushing	5	11
Passing	8	7
Penalty	2	0
Total Net Yards	276	360
Total Offensive Plays	57	62
Avg. Gain Per Play	4.8	5.8
Rushes-Yards	29-128	39-173
Avg. Gain Per Rush	4.4	4.4
Net Passing Yards	179	192
Att-Comp-Int	28-18-1	23-11-4
Avg. Gain Per Pass	6.4	8.3
Punts-Avg	6-32.7	5-43.4
Penalties-Yards	2-14	5-35
Fumbles-Lost	0-0	2-2

RAMS STARTERS

LE Tom Fears
 LT Don Simensen
 LG Dick Daugherty
 C Leon McLaughlin
 RG Harry Thompson
 RT Tom Dahms
 RE Elroy Hirsch
 QB Norm Van Brocklin
 LH Dan Towler
 RH Verda Smith
 FB Paul Younger

LE Larry Brink
 LT Jim Winkler
 MG Stan West
 RT Charley Toogood
 RE Andy Robustelli
 LLB Paul Younger
 RLB Don Paul
 LH Jack Dwyer
 RH Woodley Lewis
 LS Jerry Williams
 RS Herb Rich

RUSHING						
Rams	Att	Yds	Avg	LG	TD	
Volney Quinlan	6	60	10.0	47	0	
Dan Towler	13	54	4.2	17	1	
Paul Younger	4	14	3.5	13	0	
Jack Myers	2	8	4.0	5	0	
Verda Smith	4	-8	-2.0	2	0	
Lions	Att	Yds	Avg	LG	TD	
Pat Harder	8	72	9.0	20	2	
Bob Hoernschmeyer	11	49	4.5	10	1	
Doak Walker	7	29	4.1	18	0	
Bobby Layne	6	20	3.3	13	0	
Jack Christiansen	4	9	2.3	6	0	
Ollie Cline	3	-6	-2.0	-2	0	

RECEIVING						
Rams	No	Yds	Avg	LG	TD	
Tom Fears	7	76	10.9	16	1	
Elroy Hirsch	5	46	9.2	11	0	
Bob Carey	3	30	10.0	7	0	
Jack Myers	2	6	3.0	5	0	
Dan Towler	1	21	21.0	21	0	
Lions	No	Yds	Avg	LG	TD	
Leon Hart	5	86	17.2	24t	1	
Doak Walker	2	75	37.5	51	0	
Cloyce Box	2	20	10.0	11	0	
Pat Harder	1	6	6.0	6	0	
Jack Christiansen	1	5	5.0	5	0	

INTERCEPTIONS						
Rams	No	Yds	Avg	LG	TD	
Norb Hecker	1	20	20.0	20	0	
Stan West	1	8	8.0	8	0	
Don Paul	1	4	4.0	4	0	
Elroy Hirsch	1	0	0.0	0	0	
Lions	No	Yds	Avg	LG	TD	
LaVern Torgeson	1	0	0.0	0	0	

PUNTING						
Rams	No	Yds	Avg	LG	O/B	
Norm Van Brocklin	4	147	36.8	50		
1						
Bob Waterfield	2	49	24.5	29	1	
Lions	No	Yds	Avg	LG	O/B	
Robert Smith	5	217	43.4	55		
1						

PUNT RETURNS						
Rams	No	Yds	Avg	LG	TD	
Verda Smith	3	72	24.0	57t	1	
Woodley Lewis	1	4	4.0	4	0	
Lions	No	Yds	Avg	LG	TD	
Yale Lary	1	7	7.0	7	0	

KICKOFF RETURNS						
Rams	No	Yds	Avg	LG	TD	
Woodley Lewis	5	133	26.6	36	0	
Lions	No	Yds	Avg	LG	TD	
Jack Christiansen	3	71	23.7	34	0	
Yale Lary	1	25	25.0	25	0	

PASSING						
Rams	Att	Com	Yds	TD	LG	IN
Norm Van Brocklin	19	15	166	1	21	0
Bob Waterfield	9	3	13	0	7	1
Lions	Att	Com	Yds	TD	LG	IN
Bobby Layne	21	9	144	0	51	4
Bob Hoernschmeyer	1	1	24	0	24	0
Doak Walker	1	1	24	1	24t	0

1951 NFL CHAMPIONSHIP GAME • RAMS 24, CLEVELAND 17
LOS ANGELES COLISEUM, LOS ANGELES, CA • SUNDAY, DECEMBER 23, 1951

RAMS 0 7 7 10-24
 Cleveland 0 10 0 7-17

CLE - FG Groza 52
 CLE - Jones 17-yard pass from Graham (Groza kick)
 RAMS - Towler 1-yard run (Waterfield kick)
 RAMS - Hoerner 1-yard run (Waterfield kick)
 RAMS - FG Waterfield 17
 CLE - Carpenter 5-yard run (Groza kick)
 RAMS - Fears 73-yard pass from Van Brocklin (Waterfield kick)
 PAID ATT -- 57,522

	RAMS	BROWNS
First Downs	20	22
Rushing	9	6
Passing	9	16
Penalty	2	0
Total Net Yards	334	372
Total Offensive Plays	73	64
Avg. Gain Per Play	4.6	5.8
Rushes-Yards	43-81	23-92
Avg. Gain Per Rush	1.9	4.0
Net Passing Yards	253	280
Att-Comp-Int	30-13-2	41-19-3
Avg. Gain Per Pass	8.4	6.8
Punts-Avg	5-43.4	4-36.5
Penalties-Yards	5-25	6-41
Fumbles-Lost	2-1	4-1

RAMS OFFENSIVE STARTERS

LE Tom Fears
 LT Don Simensen
 LG Dick Daugherty
 C Leon McLaughlin
 RG Bill Lange
 RT Tom Dahms
 RE Elroy Hirsch
 QB Bob Waterfield
 LH Dan Towler
 RH Paul Younger
 FB Dick Hoerner

RUSHING				
Browns	Att	Yds	Avg	TD
Otto Graham	5	43	8.6	0
Marion Motley	5	23	4.8	0
Ken Carpenter	4	14	3.5	1
Dub Jones	9	12	1.3	0
Rams	Att	Yds	Avg	TD
Dan Towler	16	36	2.3	1
Paul Younger	4	20	5.0	0
Verda Smith	9	15	1.7	0
Bob Waterfield	2	8	4.0	0
Dick Hoerner	5	5	1.0	1
Norm Van Brocklin	1	3	3.0	0
Glenn Davis	6	-6	-1.0	0

RECEIVING					
Browns	No	Yds	Avg	LG	TD
Mac Speedie	7	81	11.6	14	0
Dub Jones	4	62	15.5	26	1
Dante Lavelli	4	65	16.3	17	0
Ken Carpenter	3	49	16.3	17	0
Marion Motley	1	23	23.0	23	0
Rams	No	Yds	Avg	LG	TD
Tom Fears	4	146	36.5	73t	1
Elroy Hirsch	4	66	16.5	20	0
Glenn Davis	2	10	5.0	11	0
Verda Smith	2	20	10.0	18	0
Dick Hoerner	1	13	13.0	13	0

INTERCEPTIONS					
Browns	No	Yds	Avg	LG	TD
Tommy James	1	0	0.0	0	0
Warren Lahr	1	0	0.0	0	0
Rams	No	Yds	Avg	LG	TD
Marvin Johnson	1	35	35.0	35	0
Don Paul	1	26	26.0	26	0
Jerry Williams	1	15	15.0	15	0

PUNTING					
Browns	No	Yds	Avg	LG	O/B
Horace Gillom	4	146	36.5	38	0
Rams	No	Yds	Avg	LG	O/B
Bob Waterfield	5	217	43.4	51	1

PUNT RETURNS						
Browns	No	FC	Yds	Avg	LG	TD
Cliff Lewis	1	0	13	13.0	13	0
Ken Carpenter	1	0	1	1.0	1	0
Rams	No	FC	Yds	Avg	LG	TD
Tom Kalmanir	0	1	0	0.0	0	0
Verda Smith	0	1	0	0.0	0	0

KICKOFF RETURNS				
Browns	No	Yds	Avg	LG
TD				
Ken Carpenter	5	132	26.4	35
0				
Rams	No	Yds	Avg	LG
TD				
None				

PASSING						
Browns	Att	Com	Yds	TD	LG	IN
Otto Graham	40	19	280	1	26	3
Ken Carpenter	1	0	0	0	0	0
Rams	Att	Com	Yds	TD	LG	IN
Bob Waterfield	24	9	125	0	20	2
Norm Van Brocklin	6	4	128	1	73t	0

1950 NFL CHAMPIONSHIP GAME • CLEVELAND 30, RAMS 28
CLEVELAND STADIUM, CLEVELAND, OH • SUNDAY, DECEMBER 24, 1950

RAMS 14 0 14 0-28
 Cleveland 7 6 7 10-30

RAMS - Davis 82-yard pass from Waterfield (Waterfield kick)
 RAMS - Hoerner 3-yard run (Waterfield kick)
 CLE - Jones 31-yard pass from Graham (Groza kick)
 CLE - Lavelli 35-yard pass from Graham (kick failed)
 CLE - Lavelli 39-yard pass from Graham (Groza kick)
 RAMS - Hoerner 1-yard run (Waterfield kick)
 RAMS - Brinks 6-yard fumble recovery (Waterfield kick)
 CLE - Bumgardner 14-yard pass from Graham (Groza kick)
 CLE - FG Groza 16
 PAID ATT -- 29,751

	BROWNS	RAMS
First Downs	22	22
Rushing	8	9
Passing	13	12
Penalty	1	1
Total Net Yards	414	418
Total Offensive Plays	68	58
Avg. Gain Per Play	6.1	7.2
Rushes-Yards	25-116	36-106
Avg. Gain Per Rush	4.6	2.9
Net Passing Yards	298	312
Att-Comp-Int	33-22-1	32-18-5
Avg. Gain Per Pass	9.0	9.8
Punts-Avg	5-38.4	4-50.8
Penalties-Yards	3-25	4-48
Fumbles-Lost	3-3	0-0

RAMS OFFENSIVE STARTERS

LE Tom Fears
 LT Dick Huffman
 LG Jack Finlay
 C Fred Naumetz
 RG Harry Thompson
 RT Bob Reinhard
 RE Jack Zilly
 QB Bob Waterfield
 LH Glenn Davis
 RH Verda Smith
 FB Dick Hoerner

RUSHING					
Rams	Att	Yds	Avg	LG	TD
Dick Hoerner	24	86	3.6	24	2
Verda Smith	4	11	2.8	15	0
Glenn Davis	6	6	1.0	9	0
Bob Waterfield	1	2	2.0	2	0
Ralph Pasquariello	1	1	1.0	1	0
Browns	Att	Yds	Avg	LG	TD
Otto Graham	12	99	8.3	21	0
Marion Motley	6	9	1.5	10	0
Dub Jones	2	4	2.0	3	0
Rex Bumgardner	5	2	0.4	5	0
Dante Lavelli	0	2	2.0	2	0

RECEIVING					
Rams	No	Yds	Avg	LG	TD
Tom Fears	9	136	15.1	44	0
Glenn Davis	8	88	11.0	82t	1
Elroy Hirsch	4	42	10.5	23	0
Verda Smith	3	46	15.3	38	0
Browns	No	Yds	Avg	LG	TD
Dante Lavelli	11	128	11.6	39t	2
Dub Jones	4	80	20.0	31t	1
Rex Bumgardner	4	46	11.5	15	1
Horace Gillom	1	29	29.0	29	0
Mac Speedie	1	17	17.0	17	0
Marion Motley	1	-2	-2.0	-2	0

INTERCEPTIONS					
Rams	No	Yds	Avg	LG	TD
Fred Naumetz	1	11	11.0	11	0
Browns	No	Yds	Avg	LG	TD
Warren Lahr	2	14	7.0	n/a	0
Ken Gorgal	1	33	33.0	33	0
Hal Herring	1	7	7.0	7	0
Tommy Thompson	1	0	0.0	0	0

PUNTING				
Rams	No	Yds	Avg	LG
Bob Waterfield	4	203	50.8	61
Browns	No	Yds	Avg	LG
Horace Gillom	5	192	38.4	68

PUNT RETURNS					
Rams	No	Yds	Avg	LG	TD
Glenn Davis	1	14	14.0	14	0
Tom Kalmanir	1	0	0.0	0	0
Browns	No	Yds	Avg	LG	TD
Cliff Lewis	2	22	11.0	16	0

KICKOFF RETURNS					
Rams	No	Yds	Avg	LG	TD
Verda Smith	3	59	19.7	29	0
Jerry Williams	1	35	35.0	35	0
Tom Kalmanir	1	32	32.0	32	0
Browns	No	Yds	Avg	LG	TD
Ken Carpenter	3	58	19.3	28	0

PASSING						
Rams	Att	Com	Yds	TD	LG	IN
Bob Waterfield	31	18	312	1	82t	4
Norm Van Brocklin	1	0	0	0	0	0
Browns	Att	Com	Yds	TD	LG	IN
Otto Graham	32	22	298	4	39t	1
Tommy James	1	0	0	0	0	0

1950 NFL CONFERENCE PLAYOFF GAME • RAMS 24, CHICAGO 14
LOS ANGELES COLISEUM, LOS ANGELES, CA • SUNDAY, DECEMBER 17, 1950

Chicago 0 7 0 7-14
 RAMS 3 14 7 0-24

RAMS - FG Waterfield 43
 CHI - Campana 22-yard run (Lujack kick)
 RAMS - Fears 68-yard pass from Waterfield (Waterfield kick)
 RAMS - Fears 27-yard pass from Waterfield (Waterfield kick)
 RAMS - Fears 22-yard pass from Waterfield (Waterfield kick)
 CHI - Morrison 4-yard run (Lujack kick)
 PAID ATT -- 83,501

	BEARS	RAMS
First Downs	23	11
Rushing	12	4
Passing	10	6
Penalty	1	1
Total Net Yards	422	371
Total Offensive Plays	77	63
Avg. Gain Per Play	5.5	5.9
Rushes-Yards	48-229	32-74
Avg. Gain Per Rush	4.8	2.3
Net Passing Yards	193	297
Att-Comp-Int	29-15-3	31-16-1
Avg. Gain Per Pass	6.7	9.6
Punts-Avg	7-44.0	10-44.9
Penalties-Yards	5-45	8-74
Fumbles-Lost	3-2	1-1

RAMS OFFENSIVE STARTERS

LE Tom Fears
 LT Dick Huffman
 LG Jack Finlay
 C Fred Naumetz
 RG Harry Thompson
 RT Bob Reinhard
 RE Jack Zilly
 QB Bob Waterfield
 LH Glenn Davis
 RH Tom Kalmanir
 FB Dick Hoerner

RUSHING

Bears	Att	Yds	Avg	TD
TD				
George Gulyanics	15	94	6.3	0
Julie Rykovich	14	67	4.8	0
Fred Morrison	6	36	6.0	1
Jack Hoffman	5	16	3.2	0
Al Campana	3	7	2.3	1
Chuck Hunsinger	2	7	3.5	0
Johnny Lujack	3	2	0.7	0
Rams	Att	Yds	Avg	TD
Dick Hoerner	7	18	2.6	0
Glenn Davis	8	15	1.9	0
Paul Barry	8	16	2.0	0
Verda Smith	3	12	4.0	0
Jerry Williams	1	6	6.0	0
Ralph Pasquariello	1	3	3.0	0
Bob Waterfield	2	2	1.0	0
Dan Towler	2	2	1.0	0

RECEIVING

Bears	No	Yds	Avg	LG	TD
George Gulyanics	6	67	11.2	18	0
Jim Keane	3	50	16.7	19	0
Fred Morrison	2	44	22.0	26	0
J.R. Boone	1	13	13.0	13	0
Harper Davis	1	5	5.0	5	0
Ken Kavanaugh	1	6	6.0	6	0
Julie Rykovich	1	8	8.0	8	0
Rams	No	Yds	Avg	LG	TD
Tom Fears	7	198	28.3	68t	3
Glenn Davis	3	6	2.0	6	0
Elroy Hirsch	2	46	23.0	29	0
Bob Boyd	1	-4	-4.0	-4	0
Dick Hoerner	1	9	9.0	9	0
Verda Smith	1	35	35.0	35	0
Dan Towler	1	7	7.0	7	0

INTERCEPTIONS

Bears	No	Yds	Avg	LG	TD
George McAfee	1	20	20.0	20	0
Rams	No	Yds	Avg	LG	TD
Woodley Lewis	1	28	28.0	28	0
Tom Keane	1	18	18.0	18	0
Elroy Hirsch	1	10	10.0	10	0

PUNTING

Bears	No	Yds	Avg	LG	O/B
Fred Morrison	7	308	44.0	49	1
Rams	No	Yds	Avg	LG	O/B
Norm Van Brocklin	4	173	43.3	51	1
Bob Waterfield	6	276	46.0	67	0

PUNT RETURNS

Bears	No	FC	Yds	Avg	LG	TD
George McAfee	6	0	77	12.8	18	0
Rams	No	FC	Yds	Avg	LG	TD
Tom Kalmanir	2	1	14	7.0	10	0
Glenn Davis	1	0	8	8.0	8	0

KICKOFF RETURNS

Bears	No	Yds	Avg	LG	TD
Chuck Hunsinger	2	31	15.5	24	0
Rams	No	Yds	Avg	LG	TD
None					

PASSING

Bears	Att	Com	Yds	TD	LG	IN
Johnny Lujack	29	15	193	0	26	3
Rams	Att	Com	Yds	TD	LG	IN
Bob Waterfield	21	14	280	3	68t	1
Norm Van Brocklin	10	2	17	0	9	0

1949 NFL CHAMPIONSHIP GAME • PHILADELPHIA 14, RAMS 0
LOS ANGELES COLISEUM, LOS ANGELES, CA • SUNDAY, DECEMBER 18, 1949

Philadelphia 0 7 7 0 -14
 RAMS 0 0 0 0 -0

PHI - Pihos 31-yard pass from Thompson (Patton kick)
 PHI - Skladany 2-yard blocked punt return (Patton kick)
 PAID ATT -- 27,980

	EAGLES	RAMS
First Downs	17	7
Rushing	12	0
Passing	4	6
Penalty	1	1
Total Net Yards	342	119
Total Offensive Plays	70	51
Avg. Gain Per Play	4.9	2.3
Rushes-Yards	61-274	24-21
Avg. Gain Per Rush	4.5	0.9
Net Passing Yards	68	98
Att-Comp-Int	9-5-1	27-10-2
Avg. Gain Per Pass	7.6	3.6
Punts-Avg	6-36.3	9-38.1
Penalties-Yards	6-40	4-25
Fumbles-Lost	1-1	4-0

RAMS OFFENSIVE STARTERS

LE Tom Fears
 LT Dick Huffman
 LG Hal Dean
 C Fred Naumetz
 RG Ray Yagiello
 RT Gilbert Bouley
 RE Jack Zilly
 QB Bob Waterfield
 LH Fred Gehrke
 RH Verda Smith
 FB Dick Hoerner

RUSHING

Eagles	Att	Yds	Avg	TD
Steve Van Buren	31	196	6.3	0
Jim Parmer	15	41	2.7	0
Clyde Scott	6	23	3.8	0
Tommy Thompson	4	7	1.8	0
Frank Ziegler	3	4	1.3	0
Bosh Pritchard	1	2	2.0	0
Jack Myers	1	1	1.0	0
Rams	Att	Yds	Avg	TD
Fred Gehrke	3	13	4.3	0
Verda Smith	6	11	1.8	0
Dick Hoerner	7	10	1.4	0
Bob Waterfield	2	3	1.5	0
Elroy Hirsch	2	0	0.0	0
Tom Kalmanir	2	0	0.0	0
Norm Van Brocklin	2	-16	-8.0	0

RECEIVING

Eagles	No	Yds	Avg	TD
Jack Ferrante	2	27	13.5	0
Pete Pihos	1	31	31.0	1
Clyde Scott	1	17	17.0	0
Tommy Thompson	1	-7	-7.0	0
Rams	No	Yds	Avg	TD
Dick Huffman	2	26	13.0	0
Bob Shaw	2	21	10.5	0
Tom Fears	2	15	7.5	0
Verda Smith	2	11	5.5	0
Dick Hoerner	1	19	19.0	0
Paul Younger	1	6	6.0	0

INTERCEPTIONS

Eagles	No	Yds	Avg	TD
Frank Reagan	1	0	0.0	0
Rams	No	Yds	Avg	TD
Don Currivan	2	0	0.0	0

PUNTING

Eagles	No	Yds	Avg	BL
Joe Muha	6	218	36.3	0
Rams	No	Yds	Avg	BL
Bob Waterfield	8	343	42.9	1

PUNT RETURNS

Eagles	No	FC	Yds	Avg	TD
Clyde Scott	2	0	0	0.0	0
Frank Ziegler	2	0	0	0.0	0
Rams	No	FC	Yds	Avg	TD
Verda Smith	2	0	17	8.5	0

KICKOFF RETURNS

Eagles	No	Yds	Avg	TD
Clyde Scott	1	35	35.0	0
Rams	No	Yds	Avg	TD
Verda Smith	1	20	20.0	0

PASSING

Eagles	Att	Com	Yds	TD	IN
Tommy Thompson	9	5	68	1	2
Rams	Att	Com	Yds	TD	IN
Norm Van Brocklin	14	5	55	0	0
Bob Waterfield	13	5	43	0	1

1945 NFL CHAMPIONSHIP GAME • RAMS 15, WASHINGTON 14
MUNICIPAL STADIUM, CLEVELAND, OH • SUNDAY, DECEMBER 16, 1945

Washington	0	7	7	0	- 14
RAMS	2	7	6	0	- 15

RAMS - Pass by Baugh from end zone struck goalpost for automatic safety
 WAS - Bagarus 38-yard pass from Filchok (Aguirre kick)
 RAMS - Benton 37-yard pass from Waterfield (Waterfield kick)
 RAMS - Gillette 44-yard pass from Waterfield (failed)
 WAS - Seymour 8-yard pass from Filchok (Aguirre kick)
 PAID ATT -- 32,178

	'SKINS	RAMS
First Downs	8	14
Rushing	3	9
Passing	4	4
Penalty	1	1
Total Net Yards	211	372
Total Offensive Plays	54	71
Avg. Gain Per Play	3.9	5.2
Rushes-Yards	34-35	44-180
Avg. Gain Per Rush	1.0	4.1
Net Passing Yards	179	192
Att-Comp-Int	20-9-2	27-14-2
Avg. Gain Per Pass	9.0	7.1
Punts-Avg	7-38.9	8-37.9
Penalties-Yards	4-29	6-60
Fumbles-Lost	.1-0	1-1

RAMS OFFENSIVE STARTERS

- LE Floyd Konetsky
- LT Eberle Schultz
- LG Riley Matheson
- C Michael Scarry
- RG Milan Lazetich
- RT Gilbert Bouley
- RE Emil Pritko
- QB Albie Reisz
- LH Stephen Nemeth
- RH James Gillette
- FB Pat West

RUSHING				
	Att	Yds	Avg	TD
Redskins				
Merle Condit	9	18	2.0	0
Sal Rosato	6	17	2.8	0
Frank Akins	6	16	2.7	0
Bob DeFruiter	1	15	15.0	0
Cecil Hare	2	6	3.0	0
Dick Todd	1	1	1.0	0
Bill DeCorrevont	1	-2	-2.0	0
Steve Bagarus	5	-4	-0.8	0
Frank Filchok	3	-32	-10.7	0
Rams				
James Gillette	17	101	5.9	0
Fred Gehrke	7	29	4.1	0
Donald Greenwood	9	19	2.1	0
Pat West	3	17	5.7	0
Albie Reisz	3	14	4.7	0
George Koch	2	1	0.5	0
Bob Waterfield	3	-1	-0.3	0

RECEIVING				
	No	Yds	Avg	TD
Redskins				
Steve Bagarus	3	95	31.7	1
Cecil Hare	2	20	10.0	0
Les Dye	1	44	44.0	0
Doug Turley	1	11	11.0	0
Bob Seymour	1	8	8.0	1
Merle Condit	1	1	1.0	0
Rams				
Jim Benton	9	125	5.9	1
James Gillette	2	45	22.5	1
Emil Pritko	2	17	8.5	0
Pat West	1	5	5.0	0

INTERCEPTIONS				
	No	Yds	Avg	TD
Redskins				
Ki Aldrich	2	11	6.5	0
Rams				
Pat West	1	19	19.0	0
Albie Reisz	1	16	16.0	0

PUNTING			
	No	Yds	Avg
Redskins			
Sammy Baugh	7	272	38.9
Rams			
Bob Waterfield	8	303	37.9

PUNT RETURNS					
	No	FC	Yds	Avg	TD
Redskins					
Steve Bagarus	4	0	52	13.0	0
Dick Todd	1	0	15	15.0	0
Rams					
Albie Reisz	3	0	37	12.3	0

PASSING					
	Att	Com	Yds	TD	IN
Redskins					
Frank Filchok	14	8	172	1	2
Sammy Baugh	6	1	7	0	0
Rams					
Bob Waterfield	27	14	192	2	2



Frozen Cleveland Stadium in 1945 NFL Championship Game. Straw helped warm players' feet.



SERIES RESULTS

THE 2014 MEDIA GUIDE OF THE
ST. LOUIS RAMS

SERIES RESULTS



CAROLINA PANTHERS

(Panthers lead series, 12-8)

- 1995 – Rams, 31-10 (C)
Rams, 28-17 (StL)
- 1996 – Panthers, 45-13 (C)
Panthers, 20-10 (StL)
- 1997 – **Panthers, 16-10 (StL)**
Rams, 30-18 (C)
- 1998 – **Panthers 24-20 (StL)**
Panthers 20-13 (C)
- 1999 – **Rams, 35-10 (StL)**
Rams, 34-21 (C)
- 2000 – **Panthers, 27-24 (StL)**
Panthers, 16-3 (C)
- 2001 – **Rams, 48-14 (StL)**
Rams, 38-32 (C)
- 2003 – *****Panthers, 29-23 2OT (StL)**
- 2004 – Panthers, 20-7 (C)
- 2006 – Panthers, 15-0 (C)
- 2007 – **Panthers, 27-13 (StL)**
- 2010 – **Rams, 20-10 (StL)**
- 2013 – Panthers, 30-15 (CAR)
(Pts.– Rams 406, Panthers 421)
***NFC Divisional Playoff



CHICAGO BEARS

(Bears lead series, 52-36-3)

- 1937 – **Bears, 15-7 (Cle)**
Bears, 20-2 (Chi)
- 1938 – Rams, 14-7 (Chi)
Rams, 23-21 (Cle)
- 1939 – **Bears, 30-21 (Cle)**
Bears, 35-21 (Chi)
- 1940 – **Bears, 21-14 (Cle)**
Bears, 47-25 (Chi)
- 1941 – **Bears, 48-21 (Cle)**
Bears, 31-13 (Chi)
- 1942 – **Bears, 21-7 (Cle)**
Bears, 47-0 (Chi)
- 1944 – **Rams, 19-7 (Cle)**
Bears, 28-21 (Chi)
- 1945 – **Rams, 17-0 (Cle)**
Rams, 41-21 (Chi)
- 1946 – Tie, 28-28 (C)
Bears, 27-21 (LA)
- 1947 – **Bears, 41-21 (LA)**
Rams, 17-14 (C)
- 1948 – Bears, 42-21 (C)
Bears, 21-6 (LA)
- 1949 – Rams, 31-16 (C)
Rams, 27-24 (LA)
- 1950 – **Bears, 24-20 (LA)**
Bears, 24-14 (C)
***Rams, 24-14 (LA)**
- 1951 – Rams, 42-17 (C)
- 1952 – **Rams, 31-7 (LA)**
Rams, 40-24 (C)
- 1953 – **Rams, 38-24 (LA)**
Bears, 24-21 (C)
- 1954 – **Rams, 42-38 (LA)**
Bears, 24-13 (C)
- 1955 – **Bears, 31-20 (LA)**
Bears, 24-3 (C)
- 1956 – **Bears, 35-24 (LA)**
Bears, 30-21 (C)
- 1957 – Bears, 34-26 (C)
Bears, 16-10 (LA)
- 1958 – Bears, 31-10 (C)
Rams, 41-35 (LA)
- 1959 – Rams, 28-21 (C)
Bears, 26-21 (LA)
- 1960 – Bears, 34-27 (C)
Tie, 24-24 (LA)
- 1961 – **Bears, 21-17 (LA)**
Bears, 28-24 (C)
- 1962 – **Bears, 27-23 (LA)**
Bears, 30-14 (C)
- 1963 – **Bears, 52-14 (LA)**
Bears, 6-0 (C)
- 1964 – Bears, 38-17 (C)
Bears, 34-24 (LA)
- 1965 – **Rams, 30-28 (LA)**
Bears, 31-6 (C)
- 1966 – **Rams, 31-17 (LA)**
Bears, 17-10 (C)
- 1967 – Rams, 28-17 (C)
- 1968 – **Bears, 17-16 (LA)**
- 1969 – Rams, 9-7 (C)
- 1971 – **Rams, 17-3 (LA)**
- 1972 – Tie, 13-13 (C)
- 1973 – Rams, 26-0 (C)
- 1975 – **Rams, 38-10 (LA)**
- 1976 – **Rams, 20-12 (LA)**
- 1977 – Bears, 24-23 (C)
- 1979 – Bears, 27-23 (C)
- 1981 – Rams, 24-7 (C)
- 1982 – **Bears, 34-26 (LA)**
- 1983 – **Rams, 21-14 (LA)**
- 1984 – **Rams, 29-13 (LA)**
- 1985 – ******Bears, 24-0 (C)**
- 1986 – Rams, 20-17 (C)
- 1988 – **Rams, 23-3 (LA)**
- 1989 – Bears, 20-10 (C)
- 1990 – Bears, 38-9 (C)
- 1993 – **Rams, 20-6 (LA)**
- 1994 – Bears, 27-13 (C)
- 1995 – **Rams, 34-28 (StL)**
- 1996 – Bears, 35-9 (C)
- 1997 – **Bears, 13-10 (StL)**
- 1998 – Rams, 20-12 (C)
- 1999 – **Rams, 34-12 (StL)**
- 2002 – **Rams, 21-16(StL)**
- 2003 – Rams, 23-21(C)
- 2006 – **Bears, 42-27(StL)**
- 2008 – **Bears, 27-3(StL)**
- 2009 – Bears, 17-9 (C)
- 2012 – Bears, 23-16 (C)
- 2013 – Rams, 42-21 (StL)
(Pts.– Bears 2,102, Rams 1,844)
*Conference Playoff
****NFC Championship



CINCINNATI BENGALS

(Bengals lead series, 7-5)

- 1972 – **Rams, 15-12 (LA)**
- 1976 – Bengals, 20-12 (C)
- 1978 – **Bengals, 20-19 (LA)**
- 1981 – Bengals, 24-10 (C)
- 1984 – Rams, 24-14 (C)
- 1990 – **Bengals, 34-31 (LA) (OT)**
- 1993 – Bengals, 15-3 (C)
- 1996 – **Rams, 26-16 (StL)**
- 1999 – Rams, 38-10 (C)
- 2003 – **Rams, 27-10 (StL)**
- 2007 – Bengals, 19-10 (C)
- 2011 – **Bengals, 20-13 (StL)**
(Pts.– Rams 228, Bengals 214)



CLEVELAND BROWNS

(Series tied, 11-11)

- 1950 – *Browns, 30-28 (C)
- 1951 – **Browns, 38-23 (LA)**
***Rams, 24-17 (LA)**
- 1952 – Browns, 37-7 (C)
- 1955 – ***Browns, 38-14 (LA)**
- 1957 – Browns, 45-31 (C)
- 1958 – **Browns, 30-27 (LA)**
- 1963 – Browns, 20-6 (C)
- 1965 – **Rams, 42-7 (LA)**
- 1968 – Rams, 24-6 (C)
- 1973 – **Rams, 30-17 (LA)**
- 1977 – Rams, 9-0 (C)
- 1978 – Browns, 30-19 (C)
- 1981 – **Rams, 27-16 (LA)**
- 1984 – **Rams, 20-17 (LA)**
- 1987 – Browns, 30-17 (C)
- 1990 – Rams, 38-23 (C)
- 1993 – **Browns, 42-14 (LA)**
- 1999 – **Rams, 34-3 (StL)**
- 2003 – Rams, 26-20(C)
- 2007 – **Browns, 27-20 (StL)**
- 2011 – Rams, 13-12 (C)
(Pts.– Rams 493, Browns 505)

SERIES RESULTS



DALLAS COWBOYS

(Cowboys lead series, 16-15)

- 1960 – Rams, 38-13 (D)
 - 1962 – **Cowboys, 27-17 (LA)**
 - 1967 – Rams, 35-13 (D)
 - 1969 – Rams, 24-23 (LA)
 - 1971 – Cowboys, 28-21 (D)
 - 1973 – **Rams, 37-31 (LA)**
***Cowboys, 27-16 (D)
 - 1975 – Cowboys, 18-7 (D)
******Cowboys, 37-7 (LA)**
 - 1976 – ***Rams, 14-12 (D)
 - 1978 – **Rams, 27-14 (LA)**
******Cowboys, 28-0 (LA)**
 - 1979 – Cowboys, 30-6 (D)
***Rams, 21-19 (D)
 - 1980 – **Rams, 38-14 (LA)**
**Cowboys, 34-13 (D)
 - 1981 – Cowboys, 29-17 (D)
 - 1983 – **Rams, 24-17 (D)
 - 1984 – **Cowboys, 20-13 (LA)**
 - 1985 – *****Rams, 20-0 (LA)**
 - 1986 – **Rams, 29-10 (LA)**
 - 1987 – **Cowboys, 29-21 (LA)**
 - 1989 – Rams, 35-31 (D)
 - 1990 – **Cowboys, 24-21 (LA)**
 - 1992 – Rams, 27-23, (D)
 - 2002 – **Cowboys, 13-10 (StL)**
 - 2005 – Rams, 20-10 (D)
 - 2007 – Cowboys, 35-7 (D)
 - 2008 – **Rams, 34-14 (StL)**
 - 2011 – Cowboys, 34-7 (D)
 - 2013 – Cowboys, 31-7 (D)
(Pts.– Rams 613, Cowboys 688)
- **NFC First Round Playoff
Divisional Playoff
***NFC Championship



DENVER BRONCOS

(Rams lead series, 7-5)

- 1972 – **Broncos, 16-10 (LA)**
- 1974 – Rams, 17-10 (D)
- 1979 – Rams, 13-9 (D)
- 1982 – **Broncos, 27-24 (LA)**
- 1985 – **Rams, 20-16 (LA)**
- 1988 – Broncos, 35-24 (D)
- 1994 – **Rams, 27-21 (LA)**
- 1997 – Broncos, 35-14 (D)
- 2000 – **Rams, 41-36 (StL)**
- 2002 – Broncos, 23-16 (D)
- 2006 – **Rams, 18-10 (StL)**
- 2010 – Rams, 36-33 (D)
(Pts.– Broncos 271, Rams 260)



DETROIT LIONS

(Rams lead series, 42-40-1)

- 1937 – **Lions, 28-0 (Cle)**
Lions, 27-7 (D)
- 1938 – **Rams, 21-17 (Cle)**
Lions, 6-0 (D)
- 1939 – Lions, 15-7 (D)
Rams 14-3 (Cle)
- 1940 – Lions, 6-0 (D)
Rams, 24-0 (Cle)
- 1941 – Lions, 17-7 (D)
Lions, 14-0 (Cle)
- 1942 – Rams, 14-0 (D)
Rams, 27-7 (Cle)
- 1944 – Rams, 20-17 (D)
Lions, 26-14 (Cle)
- 1945 – Rams, 28-21 (D)
- 1946 – **Rams, 35-14 (LA)**
Rams, 41-20 (D)
- 1947 – Rams, 27-13 (D)
Rams, 28-17 (LA)
- 1948 – **Rams, 44-7 (LA)**
Rams, 34-27 (D)
- 1949 – **Rams, 27-24 (LA)**
Rams, 21-20 (D)
- 1950 – Rams, 30-28 (D)
Rams, 65-24 (LA)
- 1951 – Rams, 27-21 (D)
Lions, 24-22 (LA)
- 1952 – **Lions, 17-14 (LA)**
Lions, 24-16 (D)
*Lions, 31-21 (D)
- 1953 – Rams, 31-19 (D)
Rams, 37-24 (LA)
- 1954 – Lions, 21-3 (D)
Lions, 27-24 (LA)
- 1955 – Rams, 17-10 (D)
Rams, 24-13 (LA)
- 1956 – Lions, 24-21 (D)
Lions, 16-7 (LA)
- 1957 – Lions, 10-7 (D)
Rams, 35-17 (LA)
- 1958 – Rams, 42-28 (D)
Lions, 41-24 (LA)
- 1959 – **Lions, 17-7 (LA)**
Lions, 23-17 (D)
- 1960 – **Rams, 48-35 (LA)**
Lions, 12-10 (D)
- 1961 – Lions, 14-13 (D)
Lions, 28-10 (LA)
- 1962 – Lions, 13-10 (D)
Lions, 12-3 (LA)
- 1963 – **Lions, 23-2 (LA)**
Rams, 28-21 (D)
- 1964 – **Tie, 17-17 (LA)**
Lions, 37-17 (D)
- 1965 – Lions, 20-0 (D)
Lions, 31-7 (LA)
- 1966 – Rams, 14-7 (D)
Rams, 23-3 (LA)
- 1967 – Rams, 31-7 (D)
- 1968 – **Rams, 10-7 (LA)**
- 1969 – Lions, 28-0 (D)
- 1970 – **Lions, 28-23 (LA)**

- 1971 – Rams, 21-13 (D)
- 1972 – **Lions, 34-17 (LA)**
- 1974 – **Rams, 16-13 (LA)**
- 1975 – Rams, 20-0 (D)
- 1976 – Rams, 20-17 (D)
- 1980 – **Lions, 41-20 (LA)**
- 1981 – **Rams, 20-13 (LA)**
- 1982 – **Lions, 19-14 (LA)**
- 1983 – **Rams, 21-10 (LA)**
- 1986 – **Rams, 14-10 (LA)**
- 1987 – Rams, 37-16 (D)
- 1988 – **Rams, 17-10 (LA)**
- 1991 – Lions, 21-10 (D)
- 1993 – **Lions, 16-13 (LA)**
- 1999 – Lions, 31-27 (D)
- 2001 – Rams, 35-0 (D)
- 2003 – Lions, 30-20 (D)
- 2006 – **Rams, 41-34 (StL)**
- 2009 – Rams, 17-10 (D)
- 2010 – Lions, 44-6 (D)
- 2012 – Lions, 27-24 (D)
(Pts.- Rams 1,626, Lions 1,547)
*Conference Playoff



GREEN BAY PACKERS

(Rams lead series, 46-45-2)

- 1937 – Packers, 35-7 (GB)
Packers, 35-10 (Cle)
- 1938 – Packers, 26-17 (GB)
Packers, 28-7 (Cle)
- 1939 – Rams, 27-24 (GB)
Packers, 7-6 (Cle)
- 1940 – Packers, 31-14 (GB)
Tie, 13-13 (Cle)
- 1941 – Packers, 24-7 (Mil)
Packers, 17-14 (Cle)
- 1942 – **Packers, 31-12 (Cle)**
Packers, 45-28 (GB)
- 1944 – Packers, 30-21 (GB)
Packers, 42-7 (Cle)
- 1945 – Rams 27-14 (GB)
Rams, 20-7 (Cle)
- 1946 – Rams, 21-17 (Mil)
Rams, 38-17 (LA)
- 1947 – Packers, 17-14 (Mil)
Packers, 30-10 (LA)
- 1948 – Packers, 16-0 (GB)
Rams, 24-10 (LA)
- 1949 – Rams, 48-7 (GB)
Rams, 35-7 (LA)
- 1950 – Rams, 45-14 (Mil)
Rams, 51-14 (LA)
- 1951 – Rams, 28-0 (Mil)
Rams, 42-14 (LA)
- 1952 – Rams, 30-28 (Mil)
Rams, 45-27 (LA)
- 1953 – Rams, 38-20 (Mil)
Rams, 33-17 (LA)
- 1954 – Packers, 35-17 (Mil)
Rams, 35-27 (LA)
- 1955 – Packers, 30-28 (Mil)
Rams, 31-17 (LA)
- 1956 – Packers, 42-17 (Mil)
Rams, 49-21 (LA)

SERIES RESULTS



- 1957 – Rams, 31-27 (Mil)
Rams, 42-17 (LA)
- 1958 – Rams, 20-7 (GB)
Rams, 34-20 (LA)
- 1959 – Rams, 45-6 (Mil)
Packers, 38-20 (LA)
- 1960 – Rams, 33-31 (Mil)
Packers, 35-21 (LA)
- 1961 – Packers, 35-17 (GB)
Packers, 24-17 (LA)
- 1962 – Packers, 41-10 (Mil)
Packers, 20-17 (LA)
- 1963 – Packers, 42-10 (GB)
Packers, 31-14 (LA)
- 1964 – Rams, 27-17 (Mil)
Tie, 24-24 (LA)
- 1965 – Packers, 6-3 (Mil)
Rams, 21-10 (LA)
- 1966 – Packers, 24-13 (GB)
Packers, 27-23 (LA)
- 1967 – **Rams, 27-24 (LA)**
*Packers, 28-7 (Mil)
- 1968 – Rams, 16-14 (Mil)
- 1969 – **Rams, 34-21 (LA)**
- 1970 – Rams, 31-21 (GB)
- 1971 – **Rams, 30-13 (LA)**
- 1973 – **Rams, 24-7 (LA)**
- 1974 – Packers, 17-6 (Mil)
- 1975 – **Rams, 22-5 (LA)**
- 1977 – Rams, 24-6 (Mil)
- 1978 – **Rams, 31-14 (LA)**
- 1980 – **Rams, 51-21 (LA)**
- 1981 – **Rams, 35-23 (LA)**
- 1982 – Packers, 35-23 (Mil)
- 1983 – Packers, 27-24 (Mil)
- 1984 – Packers, 31-6 (Mil)
- 1985 – **Rams, 34-17 (LA)**
- 1988 – Rams, 34-7 (GB)
- 1989 – **Rams, 41-38 (LA)**
- 1990 – Packers, 36-24 (GB)
- 1991 – **Rams, 23-21 (LA)**
- 1992 – Packers, 28-13 (GB)
- 1993 – Packers, 36-6 (Mil)
- 1994 – Packers, 24-17 (GB)
- 1995 – Rams, 17-14 (GB)
- 1996 – **Packers, 24-9 (StL)**
- 1997 – Packers, 17-7 (GB)
- 2001 – ****Rams, 45-17 (StL)**
- 2003 – **Rams, 34-24 (StL)**
- 2004 – Packers, 45-17 (GB)
- 2006 – Rams, 23-20 (GB)
- 2007 – **Packers, 33-14 (StL)**
- 2009 – **Packers, 36-17 (StL)**
- 2011 – Packers, 24-3 (GB)
- 2012 – **Packers, 30-20 (StL)**
(Pts.– Rams 2,147, Packers 2,115)

*Conference Playoff

**Divisional Playoff



HOUSTON TEXANS

(Rams lead series, 2-1)

- 2005 – Rams, 33-27 (Hou) OT
- 2009 – Texans, 16-13 (StL)
- 2013 – **Rams, 38-13 (Hou)**
(Pts.– Rams 84, Texans 56)



INDIANAPOLIS COLTS

(Colts lead series, 23-17-2)

- 1953 – Rams, 21-13 (B)
Rams, 45-2 (LA)
- 1954 – Rams, 48-0 (B)
Colts, 22-21 (LA)
- 1955 – Tie, 17-17 (B)
Rams, 20-14 (LA)
- 1956 – Colts, 56-21 (B)
Rams, 31-7 (LA)
- 1957 – Colts, 31-14 (B)
Rams, 37-21 (LA)
- 1958 – Colts, 34-7 (B)
Rams, 30-28 (LA)
- 1959 – Colts, 35-21 (B)
Colts, 45-26 (LA)
- 1960 – Colts, 31-17 (B)
Rams, 10-3 (LA)
- 1961 – Colts, 27-24 (B)
Rams, 34-17 (LA)
- 1962 – Colts, 30-27 (B)
Colts, 14-2 (LA)
- 1963 – **Rams, 17-16 (LA)**
Colts, 19-16 (B)
- 1964 – Colts, 35-20 (B)
Colts, 24-7 (LA)
- 1965 – Colts, 35-20 (B)
Colts, 20-17 (LA)
- 1966 – **Colts, 17-3 (LA)**
Rams, 23-7 (B)
- 1967 – Tie, 24-24 (B)
Rams, 34-10 (LA)
- 1968 – Colts, 27-10 (B)
Colts, 28-24 (LA)
- 1969 – Rams, 27-20 (B)
Colts, 13-7 (LA)
- 1971 – Colts, 24-17 (B)
- 1975 – **Rams, 24-13 (LA)**
- 1986 – Rams, 24-7 (Ind)
- 1989 – **Rams, 31-17 (LA)**
- 1995 – Colts, 21-18 (Ind)
- 2001 – **Rams, 42-17 (StL)**
- 2005 – Colts, 45-28 (Ind)
- 2009 – Colts, 42-6 (StL)
- 2013 – Rams, 38-8 (Ind)
(Pts.– Rams 1020, Colts 963)



JACKSONVILLE JAGUARS

(Rams lead series, 3-1)

- 1996 – **Rams, 17-14 (StL)**
- 2005 – **Rams, 24-21 (StL)**
- 2009 – **Jacksonville, 23-20 (J) OT**
- 2013 – **Rams, 34-20 (StL)**
(Pts.– Rams 95, Jaguars 78)



KANSAS CITY CHIEFS

(Chiefs lead series, 6-4)

- 1973 – Rams, 23-13 (KC)
- 1982 – **Rams, 20-14 (LA)**
- 1985 – Rams, 16-0 (KC)
- 1991 – **Chiefs, 27-20 (LA)**
- 1994 – Rams, 16-0 (KC)
- 1997 – **Chiefs, 28-20 (StL)**
- 2000 – Chiefs, 54-34 (KC)
- 2002 – Chiefs, 49-10 (KC)
- 2006 – **Chiefs, 31-17 (StL)**
- 2010 – **Chiefs, 27-13 (StL)**
(Pts.– Chiefs 243, Rams 189)



MIAMI DOLPHINS

(Dolphins lead series, 10-2)

- 1971 – **Dolphins, 20-14 (LA)**
- 1976 – Rams, 31-28 (M)
- 1980 – **Dolphins, 35-14 (LA)**
- 1983 – Dolphins, 30-14 (M)
- 1986 – **Dolphins, 37-31 (LA) OT**
- 1992 – Dolphins, 26-10 (M)
- 1995 – **Dolphins, 41-22 (StL)**
- 1998 – Dolphins, 14-0 (M)
- 2001 – **Rams, 42-10 (StL)**
- 2004 – Dolphins, 31-14 (M)
- 2008 – **Dolphins, 16-12 (StL)**
- 2012 – Dolphins, 17-14 (M)
(Pts.– Dolphins 305, Rams 218)



MINNESOTA VIKINGS

(Vikings lead series, 24-16-2)

- 1961 – **Rams, 31-17 (LA)**
Vikings, 42-21 (M)
- 1962 – **Vikings, 38-14 (LA)**
Tie, 24-24 (M)
- 1963 – **Rams, 27-24 (LA)**
Vikings, 21-13 (M)
- 1964 – **Rams, 22-13 (LA)**
Vikings, 34-13 (M)
- 1965 – **Vikings, 38-35 (LA)**
Vikings, 24-13 (M)
- 1966 – Vikings, 35-7 (M)
Rams, 21-6 (LA)
- 1967 – **Rams, 39-3 (LA)**
- 1968 – Rams, 31-3 (M)
- 1969 – **Vikings, 20-13 (LA)**
*Vikings, 23-20 (M)
- 1970 – Vikings, 13-3 (M)
- 1972 – **Vikings, 45-41 (LA)**
- 1973 – Vikings, 10-9 (M)
- 1974 – **Rams, 20-17 (LA)**
****Vikings, 14-10 (M)
- 1976 – Tie, 10-10 (M) OT

SERIES RESULTS



- ****Vikings, 24-13 (M)
 - 1977 - Rams, 35-3 (LA)
 - ***Vikings, 14-7 (LA)
 - 1978 - Rams, 34-17 (M)
 - ***Rams, 34-10 (LA)
 - 1979 - Rams, 27-21 (LA) OT
 - 1985 - Rams, 13-10 (LA)
 - 1987 - Vikings, 21-16 (LA)
 - 1988 - **Vikings, 28-17 (M)
 - 1989 - Vikings, 23-21 (M) OT
 - 1991 - Vikings, 20-14 (M)
 - 1992 - Vikings, 31-17 (LA)
 - 1998 - Vikings, 38-31 (StL)
 - 1999 - ***Rams, 49-37 (StL)
 - 2000 - Rams, 40-29 (StL)
 - 2003 - Rams, 48-17 (StL)
 - 2005 - Vikings, 27-13 (M)
 - 2006 - Rams, 41-21 (M)
 - 2009 - Vikings, 38-10, (StL)
 - 2012 - Vikings, 36-22 (StL)
- (Pts.- Rams 939, Vikings 939)
 *Conference Championship
 **NFC First Round Playoff
 ***NFC Divisional Playoff
 ****NFC Championship



NEW ENGLAND PATRIOTS

(Patriots lead series, 7-5)

- 1974 - Patriots, 20-14 (NE)
 - 1980 - Rams, 17-14 (NE)
 - 1983 - Patriots, 21-7 (LA)
 - 1986 - Patriots, 30-28 (LA)
 - 1989 - Rams, 24-20 (NE)
 - 1992 - Rams, 14-0 (LA)
 - 1998 - Rams, 32-18 (StL)
 - 2001 - Rams, 24-17 (NE)
 - *Patriots, 20-17 (New Orleans)
 - 2004 - Patriots, 40-22 (StL)
 - 2008 - Patriots, 23-16 (NE)
 - 2012 - **Patriots, 45-7 (London)
- (Pts. - Patriots 268, Rams 222)
 *Super Bowl XXXVI
 **International Series



NEW ORLEANS SAINTS

(Rams lead series, 40-32)

- 1967 - Rams, 27-13 (NO)
- 1969 - Rams, 36-17 (LA)
- 1970 - Rams, 30-17 (NO)
- Rams, 34-16 (LA)
- 1971 - Saints, 24-20 (NO)
- Rams, 45-28 (LA)
- 1972 - Rams, 34-14 (LA)
- Saints, 19-16 (NO)
- 1973 - Rams, 29-7 (LA)
- Rams, 24-13 (NO)
- 1974 - Rams, 24-0 (LA)
- Saints, 20-7 (NO)

- 1975 - Rams, 38-14 (LA)
 - Rams, 14-7 (NO)
 - 1976 - Rams, 16-10 (NO)
 - Rams, 33-14 (LA)
 - 1977 - Rams, 14-7 (LA)
 - Saints, 27-26 (NO)
 - 1978 - Rams, 26-20 (NO)
 - Saints, 10-3 (LA)
 - 1979 - Rams, 35-17 (NO)
 - Saints, 29-14 (LA)
 - 1980 - Rams, 45-31 (LA)
 - Rams, 27-7 (NO)
 - 1981 - Saints, 23-17 (NO)
 - Saints, 21-13 (LA)
 - 1983 - Rams, 30-27 (LA)
 - Rams, 26-24 (NO)
 - 1984 - Rams, 28-10 (NO)
 - Rams, 34-21 (LA)
 - 1985 - Rams, 28-10 (NO)
 - Saints, 29-3 (NO)
 - 1986 - Saints, 6-0 (NO)
 - Rams, 26-13 (LA)
 - 1987 - Saints, 37-10 (NO)
 - Saints, 31-14 (LA)
 - 1988 - Rams, 12-10 (NO)
 - Saints, 14-10 (LA)
 - 1989 - Saints, 40-21 (LA)
 - Rams, 20-17 (NO) OT
 - 1990 - Saints, 24-20 (LA)
 - Saints, 20-17 (NO)
 - 1991 - Saints, 24-7 (NO)
 - Saints, 24-17 (LA)
 - 1992 - Saints, 13-10 (NO)
 - Saints, 37-14 (LA)
 - 1993 - Saints, 37-6 (LA)
 - Rams, 23-20 (NO)
 - 1994 - Saints, 37-34 (NO)
 - Saints, 31-15 (LA)
 - 1995 - Rams, 17-13 (StL)
 - Saints, 19-10 (NO)
 - 1996 - Rams, 26-10 (NO)
 - Rams, 14-13 (StL)
 - 1997 - Rams, 38-24 (StL)
 - Rams, 34-27 (NO)
 - 1998 - Saints, 24-17 (StL)
 - Saints, 24-3 (NO)
 - 1999 - Rams, 43-12 (StL)
 - Rams, 30-14 (NO)
 - 2000 - Saints, 31-24 (StL)
 - Rams, 26-21 (NO)
 - *Saints, 31-28 (NO)
 - 2001 - Saints, 34-31 (StL)
 - Rams, 34-21 (NO)
 - 2004 - Saints, 28-25, OT (StL)
 - 2005 - Rams, 28-17 (StL)
 - 2007 - Rams, 37-29 (NO)
 - 2009 - Saints, 28-23 (StL)
 - 2010 - Saints, 31-13 (NO)
 - 2011 - Rams, 31-21 (StL)
 - 2013 - Rams, 27-16 (StL)
- (Pts.- Rams 1,631, Saints 1,469)
 *NFC Wildcard Playoff



NEW YORK GIANTS

(Rams lead series, 26-15)

- 1938 - Giants, 28-0 (NY)
 - 1940 - Rams, 13-0 (NY)
 - 1941 - Giants, 49-14 (NY)
 - 1945 - Rams, 21-17 (NY)
 - 1946 - Rams, 31-21 (NY)
 - 1947 - Rams, 34-10 (LA)
 - 1948 - Rams, 52-37 (NY)
 - 1953 - Rams, 21-7 (LA)
 - 1954 - Rams, 17-16 (NY)
 - 1959 - Giants, 23-21 (LA)
 - 1961 - Giants, 24-14 (NY)
 - 1966 - Rams, 55-14 (LA)
 - 1968 - Rams, 24-21 (LA)
 - 1970 - Rams, 31-3 (NY)
 - 1973 - Rams, 40-6 (LA)
 - 1976 - Rams, 24-10 (LA)
 - 1978 - Rams, 20-17 (NY)
 - 1979 - Giants, 20-14 (LA)
 - 1980 - Rams, 28-7 (NY)
 - 1981 - Giants, 10-7 (NY)
 - 1983 - Rams, 16-6 (NY)
 - 1984 - Rams, 33-12 (LA)
 - **Giants, 16-13 (LA)
 - 1985 - Giants, 24-19 (NY)
 - 1988 - Rams, 45-31 (NY)
 - 1989 - Rams, 31-10 (LA)
 - ***Rams, 19-13 (NY) OT
 - 1990 - Giants, 31-7 (LA)
 - 1991 - Rams, 19-13 (NY)
 - 1992 - Rams, 38-17 (LA)
 - 1993 - Giants, 20-10 (NY)
 - 1994 - Rams, 17-10 (LA)
 - 1997 - Rams, 13-3 (StL)
 - 1999 - Rams, 31-10 (StL)
 - 2000 - Rams, 38-24 (NY)
 - 2001 - Rams, 15-14 (StL)
 - 2002 - Giants, 26-21 (StL)
 - 2003 - Giants, 23-13 (NY)
 - 2005 - Giants, 44-24 (NY)
 - 2008 - Giants, 41-13 (StL)
 - 2011 - Giants, 28-16 (NY)
- (Pts.- Rams 932, Giants 756)
 **NFC First Round Playoff
 ***NFC Divisional Playoff



NEW YORK JETS

(Rams lead series, 9-4)

- 1970 - Jets, 31-20 (LA)
 - 1974 - Rams, 20-13 (NY)
 - 1980 - Rams, 38-13 (LA)
 - 1983 - Jets, 27-24 (NY) OT
 - 1986 - Rams, 17-3 (NY)
 - 1989 - Rams, 38-14 (LA)
 - 1992 - Rams, 18-10 (LA)
 - 1995 - Rams, 23-20 (NY)
 - 1998 - Rams, 30-10 (StL)
 - 2001 - Rams, 34-14 (StL)
 - 2004 - Rams, 32-29, OT (StL)
 - 2008 - Jets, 47-3 (NY)
 - 2012 - Jets, 27-13 (StL)
- (Pts.- Rams 310, Jets 258)

SERIES RESULTS



OAKLAND RAIDERS

(Raiders lead series, 8-4)

- 1972 – Raiders, 45-17 (O)
 - 1977 – **Rams, 20-14 (LA)**
 - 1979 – **Raiders, 24-17 (LA)**
 - 1982 – Raiders, 37-31 (Raiders)
 - 1985 – **Raiders, 16-6 (LA)**
 - 1988 – Rams, 22-17 (Raiders)
 - 1991 – Raiders, 20-17 (Raiders)
 - 1994 – **Raiders, 20-17 (LA)**
 - 1997 – Raiders, 35-17 (O)
 - 2002 – **Rams, 28-13 (StL)**
 - 2006 – Rams, 20-0 (O)
 - 2010 – Raiders, 16-14, (O)
- (Pts.– Raiders 257, Rams 226)



PHILADELPHIA EAGLES

(Series tied, 19-19-1)

- 1937 – Rams, 21-3 (P)
 - 1939 – Rams, 35-13 (CO)
 - 1940 – **Rams, 21-13 (Cle)**
 - 1942 – **Rams, 24-14 (Akron, Oh.)**
 - 1944 – Eagles, 26-13 (P)
 - 1945 – Eagles, 28-14 (P)
 - 1946 – **Eagles, 25-14 (LA)**
 - 1947 – Eagles, 14-7 (P)
 - 1948 – **Tie, 28-28 (LA)**
 - 1949 – Eagles, 38-14 (P)
- *Eagles, 14-0 (LA)**
- 1950 – Eagles, 56-20 (P)
 - 1955 – Rams, 23-21 (P)
 - 1956 – **Rams, 27-7 (LA)**
 - 1957 – **Rams, 17-13 (LA)**
 - 1959 – Eagles, 23-20 (P)
 - 1964 – **Rams, 20-10 (LA)**
 - 1967 – **Rams, 33-17 (LA)**
 - 1969 – Rams, 23-17 (P)
 - 1972 – Rams, 34-3 (P)
 - 1975 – Rams, 42-3 (P)
 - 1977 – **Rams, 20-0 (LA)**
 - 1978 – Rams, 16-14 (P)
 - 1983 – Eagles, 13-9 (P)
 - 1985 – Rams, 17-6 (P)
 - 1986 – Eagles, 34-20 (P)
 - 1988 – Eagles, 30-24 (P)
 - 1989 – ****Rams, 21-7 (P)**
 - 1990 – **Eagles, 27-21 (LA)**
 - 1995 – Eagles, 20-9 (P)
 - 1998 – Eagles, 17-14 (P)
 - 1999 – Eagles, 38-31 (P)
 - 2001 – Rams, 20-17 ot (P)
- ***Rams, 29-24 (StL)**

- 2002 – Eagles, 10-3 (P)
 - 2004 – **Rams, 20-7 (StL)**
 - 2005 – **Eagles, 17-16 (StL)**
 - 2008 – Eagles, 38-3 (P)
 - 2011 – **Eagles, 31-13 (StL)**
- (Pts.– Rams 756, Eagles 736)
 *NFL Championship
 **NFC First Round Playoff
 ***NFC Championship Game



PITTSBURGH STEELERS

(Rams lead series, 15-8-2)

- 1938 – Rams, 13-7 (NO)
 - 1939 – **Tie, 14-14 (Cle)**
 - 1941 – Rams, 17-14 (Akron, Oh.)
 - 1947 – Rams, 48-7 (P)
 - 1948 – **Rams, 31-14 (LA)**
 - 1949 – Tie, 7-7 (P)
 - 1952 – **Rams, 28-14 (LA)**
 - 1955 – **Rams, 27-26 (LA)**
 - 1956 – Steelers, 30-13 (P)
 - 1961 – **Rams, 24-14 (LA)**
 - 1964 – Rams, 26-14 (P)
 - 1968 – **Rams, 45-10 (LA)**
 - 1971 – Rams, 23-14 (P)
 - 1975 – **Rams, 10-3 (LA)**
 - 1978 – **Rams, 10-7 (LA)**
 - 1979 – *Steelers, 31-19
- (Pasadena, Calif.)
- 1981 – Steelers, 24-0 (P)
 - 1984 – Steelers, 24-14 (P)
 - 1987 – **Rams, 31-21 (LA)**
 - 1990 – Steelers, 41-10 (P)
 - 1993 – **Rams, 27-0 (LA)**
 - 1996 – Steelers, 42-6 (P)
 - 2003 – Rams, 33-21 (P)
 - 2007 – **Steelers, 41-24 (StL)**
 - 2011 – Steelers, 27-0 (P)
- (Pts.– Rams 500, Steelers 467)
 *Super Bowl XIV



SAN DIEGO CHARGERS

(Rams lead series, 6-4)

- 1970 – **Rams, 37-10 (LA)**
 - 1975 – Rams, 13-10 (SD) OT
 - 1979 – **Chargers, 40-16 (LA)**
 - 1988 – **Chargers, 38-24 (LA)**
 - 1991 – **Rams, 30-24 (LA)**
 - 1994 – Chargers, 31-17 (SD)
 - 2000 – **Rams, 57-31 (StL)**
 - 2002 – **Rams, 28-24 (StL)**
 - 2006 – Chargers, 38-24 (SD)
 - 2010 – **Rams, 20-17 (StL)**
- (Pts.– Rams 266, Chargers 263)



SAN FRANCISCO 49ers

(49ers lead series, 64-62-3)

- 1950 – Rams, 35-14 (SF)
- Rams, 28-21 (LA)**
- 1951 – 49ers, 44-17 (SF)
- Rams, 23-16 (LA)**
- 1952 – **Rams, 35-9 (LA)**
- Rams, 34-21 (SF)
- 1953 – 49ers, 31-30 (SF)
- 49ers, 31-27 (LA)**
- 1954 – **Tie, 24-24 (LA)**
- Rams, 42-34 (SF)
- 1955 – Rams, 23-14 (SF)
- Rams, 27-14 (LA)**
- 1956 – 49ers, 33-30 (SF)
- Rams, 30-6 (LA)**
- 1957 – 49ers, 23-20 (SF)
- Rams, 37-24 (LA)**
- 1958 – Rams, 33-3 (SF)
- Rams, 56-7 (LA)**
- 1959 – 49ers, 34-0 (SF)
- 49ers, 24-16 (LA)**
- 1960 – 49ers, 13-9 (SF)
- 49ers, 23-7 (LA)**
- 1961 – 49ers, 35-0 (SF)
- Rams, 17-7 (LA)**
- 1962 – Rams, 28-14 (SF)
- 49ers, 24-17 (LA)**
- 1963 – **Rams, 28-21 (LA)**
- Rams, 21-17 (SF)
- 1964 – **Rams, 42-14 (LA)**
- 49ers, 28-7 (SF)
- 1965 – **49ers, 45-21 (LA)**
- 49ers, 30-27 (SF)
- 1966 – **Rams, 34-3 (LA)**
- 49ers, 21-13 (SF)
- 1967 – **49ers, 27-24 (LA)**
- Rams, 17-7 (SF)
- 1968 – **Rams, 24-10 (LA)**
- Tie, 20-20 (SF)
- 1969 – Rams, 27-21 (SF)
- Rams, 41-30 (LA)**
- 1970 – **49ers, 20-6 (LA)**
- Rams, 30-13 (SF)
- 1971 – Rams, 20-13 (SF)
- Rams, 17-6 (LA)**
- 1972 – **Rams, 31-7 (LA)**
- Rams, 26-16 (SF)
- 1973 – Rams, 40-20 (SF)
- Rams, 31-13 (LA)**
- 1974 – **Rams, 37-14 (LA)**
- Rams, 15-13 (SF)
- 1975 – Rams, 23-14 (SF)
- 49ers, 24-23 (LA)**
- 1976 – **49ers, 16-0 (LA)**
- Rams, 23-3 (SF)
- 1977 – **Rams, 34-14 (LA)**
- Rams, 23-10 (SF)
- 1978 – **Rams, 27-10 (LA)**
- Rams, 31-28 (SF)
- 1979 – **Rams, 27-24 (LA)**
- Rams, 26-20 (SF)
- 1980 – **Rams, 48-26 (LA)**
- Rams, 31-17 (SF)

SERIES RESULTS



- 1981 - 49ers, 20-17 (SF)
49ers, 33-31 (LA)
 - 1982 - **49ers, 30-24 (LA)**
Rams, 21-20 (SF)
 - 1983 - Rams, 10-7 (SF)
49ers, 45-35 (LA)
 - 1984 - **49ers, 33-0 (LA)**
49ers, 19-16 (SF)
 - 1985 - **49ers, 28-14 (LA)**
Rams, 27-20 (SF)
 - 1986 - **Rams, 16-13 (LA)**
49ers, 24-14 (SF)
 - 1987 - **49ers, 31-10 (LA)**
49ers, 48-0 (SF)
 - 1988 - **49ers, 24-21 (LA)**
Rams, 38-16 (SF)
 - 1989 - Rams, 13-12 (SF)
49ers, 30-27 (LA)
****49ers, 30-3 (SF)
 - 1990 - Rams, 28-17 (SF)
49ers, 26-10 (LA)
 - 1991 - 49ers, 27-10 (SF)
49ers, 33-10 (LA)
 - 1992 - 49ers, 27-24 (SF)
49ers, 27-10 (LA)
 - 1993 - 49ers, 40-17 (SF)
49ers, 35-10 (LA)
 - 1994 - **49ers, 34-19 (LA)**
49ers, 31-27 (SF)
 - 1995 - **49ers, 44-10 (StL)**
49ers, 41-13 (SF)
 - 1996 - 49ers, 34-0 (SF)
49ers, 28-11 (StL)
 - 1997 - **49ers, 15-12 (StL)**
49ers, 30-10 (SF)
 - 1998 - **49ers, 28-10 (StL)**
49ers, 38-19 (SF)
 - 1999 - **Rams, 42-20 (StL)**
Rams, 23-7 (SF)
 - 2000 - **Rams, 41-24 (StL)**
Rams, 34-24 (SF)
 - 2001 - Rams, 30-26 (SF)
Rams, 27-14 (StL)
 - 2002 - 49ers, 37-13 (SF)
Rams, 31-20 (StL)
 - 2003 - **Rams, 27-24 OT (StL)**
49ers, 30-10 (SF)
 - 2004 - Rams, 24-14 (SF)
Rams, 16-6 (StL)
 - 2005 - 49ers, 28-25 (SF)
49ers, 24-20 (StL)
 - 2006 - 49ers, 20-13 (SF)
Rams, 20-17 (StL)
 - 2007 - **49ers, 17-16 (StL)**
Rams, 13-9 (SF)
 - 2008 - 49ers, 35-16 (SF)
49ers, 17-16 (StL)
 - 2009 - 49ers, 35-0 (SF)
49ers, 28-6 (StL)
 - 2010 - 49ers, 23-20 OT (SF)
Rams, 25-17 (StL)
 - 2011 - 49ers, 26-0 (SF)
49ers, 34-27 (StL)
 - 2012 - Tie, 24-24 OT (SF)
Rams, 16-13 OT (StL)
 - 2013 - 49ers, 35-11 (StL)
49ers, 23-13 (SF)
- (Pts.- Rams 2,746, 49ers 2,887)
****NFC Championship



SEATTLE SEAHAWKS (Seahawks lead series, 20-12)

- 1976 - **Rams, 45-6 (LA)**
 - 1979 - Rams, 24-0 (Sea)
 - 1985 - Rams, 35-24 (Sea)
 - 1988 - **Rams, 31-10 (LA)**
 - 1991 - Seahawks, 23-9 (Sea)
 - 1997 - **Seahawks, 17-9 (StL)**
 - 2000 - Rams, 37-34 (Sea)
 - 2002 - **Rams, 37-20 (StL)**
Seahawks, 30-10 (Sea)
 - 2003 - Seahawks, 24-23 (Sea)
Rams, 27-22 (StL)
 - 2004 - Rams, 33-27, OT (Sea)
Rams, 23-12 (StL)
* Rams, 27-20 (Sea)
 - 2005 - **Seahawks, 37-31 (StL)**
Seahawks, 31-16 (Sea)
 - 2006 - **Seahawks, 30-28 (StL)**
Seahawks, 24-22 (Sea)
 - 2007 - Seahawks, 33-6 (Sea)
Seahawks, 24-19 (StL)
 - 2008 - Seahawks, 37-13 (Sea)
Seahawks, 23-20 (StL)
 - 2009 - Seahawks, 28-0 (Sea)
Seahawks, 27-17 (StL)
 - 2010 - **Rams, 20-3 (StL)**
Seahawks, 16-6 (Sea)
 - 2011 - **Seahawks, 24-7 (StL)**
Seahawks, 30-13 (Sea)
 - 2012 - **Rams, 19-13 (StL)**
Seahawks, 20-13 (Sea)
 - 2013 - Seahawks, 14-9 (StL)
Seahawks, 27-9 (Sea)
- (Pts.- Rams 638, Seahawks 710)
*NFC Wildcard Playoff



TAMPA BAY BUCCANEERS (Rams lead series, 13-8)

- 1977 - **Rams, 31-0 (LA)**
 - 1978 - **Rams, 26-23 (LA)**
 - 1979 - Buccaneers, 21-6 (TB)
****Rams, 9-0 (TB)
 - 1980 - Buccaneers, 10-9 (TB)
 - 1984 - Rams, 34-33 (TB)
 - 1985 - Rams, 31-27 (TB)
 - 1986 - **Rams, 26-20 (LA) OT**
 - 1987 - **Rams, 35-3 (LA)**
 - 1990 - Rams, 35-14 (TB)
 - 1992 - Rams, 31-27 (TB)
 - 1994 - Buccaneers, 24-14 (TB)
 - 1999 - *****Rams, 11-6 (StL)**
 - 2000 - Buccaneers, 38-35 (TB)
 - 2001 - **Buccaneers, 24-17 (StL)**
 - 2002 - Buccaneers, 26-14 (TB)
 - 2004 - **Rams, 28-21 (StL)**
 - 2007 - Buccaneers, 24-3 (TB)
 - 2010 - Buccaneers, 18-17 (TB)
 - 2012 - Rams, 28-13 (TB)
 - 2013 - Rams, 23-13 (StL)
- (Pts.- Rams 463, Buccaneers 385)
****NFC Championship



TENNESSEE TITANS (Rams lead series, 7-5)

- 1973 - Rams, 31-26 (Hou)
 - 1978 - Rams, 10-6 (Hou)
 - 1981 - **Oilers, 27-20 (LA)**
 - 1984 - **Rams, 27-16 (LA)**
 - 1987 - Oilers, 20-16 (Hou)
 - 1990 - **Rams, 17-13 (LA)**
 - 1993 - Rams, 28-13 (Hou)
 - 1999 - Titans, 24-21 (Ten)
*Rams, 23-16 (Atlanta, Ga.)
 - 2005 - **Rams, 31-27 (StL)**
 - 2009 - **Titans, 47-7 (Ten)**
 - 2013 - Titans, 28-21 (StL)
- (Pts.- Rams 252, Titans 263)
*Super Bowl XXXIV



WASHINGTON REDSKINS (Redskins lead series, 24-12-1)

- 1937 - **Redskins, 16-7 (Cle)**
 - 1938 - Redskins, 37-13 (W)
 - 1941 - Redskins, 17-13 (W)
 - 1942 - Redskins, 33-14 (W)
 - 1944 - Redskins, 14-10 (W)
 - 1945 - ***Rams, 15-14 (Cle)**
 - 1948 - Rams, 41-13 (W)
 - 1949 - **Rams, 53-27 (LA)**
 - 1951 - Redskins, 31-21 (W)
 - 1962 - Redskins, 20-14 (W)
 - 1963 - **Redskins, 37-14 (LA)**
 - 1967 - **Tie, 28-28 (LA)**
 - 1969 - Rams, 24-13 (W)
 - 1971 - **Redskins, 38-24 (LA)**
 - 1974 - **Redskins, 23-17 (LA)**
***Rams, 19-10 (LA)
 - 1977 - Redskins, 17-14 (W)
 - 1981 - **Redskins, 30-7 (LA)**
 - 1983 - **Redskins, 42-20 (LA)**
***Redskins, 51-7 (W)
 - 1986 - ****Redskins, 19-7 (W)**
 - 1987 - Rams, 30-26 (W)
 - 1991 - **Redskins, 27-6 (LA)**
 - 1993 - **Rams, 10-6 (LA)**
 - 1994 - **Redskins, 24-21 (LA)**
 - 1995 - **Redskins, 35-23 (StL)**
 - 1996 - **Redskins, 17-10 (StL)**
 - 1997 - Rams, 23-20 (W)
 - 2000 - **Redskins, 33-20 (StL)**
 - 2002 - Redskins, 20-17 (W)
 - 2005 - **Redskins, 24-9 (StL)**
 - 2006 - **Rams, 37-31 OT (StL)**
 - 2008 - Rams, 19-17 (W)
 - 2009 - Redskins, 9-7 (W)
 - 2010 - **Rams, 30-16 (StL)**
 - 2011 - **Redskins, 17-10 (StL)**
 - 2012 - **Rams, 31-28 (StL)**
- (Pts.- Redskins 880, Rams 685)
* NFL Championship
**NFC First Round Playoff
***NFC Divisional Playoff

PRESEASON RESULTS



(Site)	Opponent	Rams	Opp.	(Site)	Opponent	Rams	Opp.
1937	None			1953 (6-2)			
1938 (0-0-1)				Long Beach	Fort Ord Army, Calif.	24	0
Cleveland	Ohio College All-Stars	7	7	San Diego	11th Naval Dist.	72	19
1939 (1-0)				Los Angeles	Washington	20	7
Cleveland	Ohio College All-Stars	28	0	Los Angeles	Cleveland	27	9
1940 (2-0)				Los Angeles	San Francisco	35	10
Cleveland	Midwest College All-Stars ²⁹	0		Portland	Chicago Cardinals	10	23
Steubenville	East Chicago Indians	39	0	Little Rock	Philadelphia	17	28
1941 (1-0)				Pittsburgh	Pittsburgh	49	6
Cleveland	Ohio All-Stars	37	7	1954 (5-2)			
1942 (2-0)				Long Beach	Fort Ord Army, Calif.	34	13
East Liverpool	Pittsburgh	35	6	Portland	New York Giants	30	7
Akron	New York Giants	18	7	Los Angeles	Washington	27	7
1943	None			Los Angeles	Cleveland	38	10
1944 (2-0)				Portland	Chicago Cardinals	51	17
Cleveland	Boston Yanks	9	0	Los Angeles	San Francisco	27	28
Sampson, N.Y.	Sampson Navy	26	12	San Antonio	Philadelphia	21	24
1945 (3-1)				1955 (4-3)			
Buffalo	Pittsburgh	21	0	Long Beach	Fort Ord Army, Calif.	44	17
Cleveland	Washington	21	0	Portland	Pittsburgh	35	24
Cleveland	New York Giants	38	23	Los Angeles	Washington	28	31
Akron	Philadelphia	7	17	Portland	New York Giants, OT	23	17
1946 (2-1)				Los Angeles	Cleveland	38	21
Chicago	College All-Stars	0	16	Los Angeles	San Francisco	10	31
Los Angeles	Washington	16	14	Denver	Philadelphia	21	35
San Diego	San Diego Bombers	42	17	1956 (3-4)			
1947 (3-1)				Long Beach	Fort Ord Army, Calif.	62	7
Los Angeles	Washington	20	7	Los Angeles	Washington	21	39
Des Moines	Boston Yanks	24	0	Los Angeles	Cleveland	17	6
Indianapolis	Detroit	21	0	Seattle	New York Giants	10	20
New York	New York Giants	3	30	Los Angeles	Chicago Cardinals	69	21
1948 (2-2)				Los Angeles	San Francisco	33	24
Los Angeles	Washington	10	21	Portland	Pittsburgh	17	20
Honolulu	Hawaiian Warriors	41	20	1957 (6-1)			
Honolulu	Hawaiian Warriors	42	7	Long Beach	So. Calif. All-Stars	84	0
Dallas	Philadelphia	7	21	Los Angeles	Washington	45	14
1949 (2-1-1)				Los Angeles	New York Giants	7	24
Los Angeles	Washington	28	34	Portland	Chicago Cardinals	63	21
San Antonio	New York Bulldogs	21	14	Los Angeles	Cleveland	20	14
Little Rock	Philadelphia	24	24	Los Angeles	San Francisco	58	27
Omaha	New York Giants	14	7	Mobile, Ala.	Washington	14	3
1950 (2-3)				1958 (5-2)			
Los Angeles	Washington	14	17	Pasadena	Calif. All-Stars	73	0
Los Angeles	Chicago Cardinals	34	31	Los Angeles	Washington	31	10
Los Angeles	Philadelphia	14	49	Los Angeles	New York Giants	38	10
San Antonio	Baltimore	70	21	Los Angeles	Cleveland	10	13
New York	New York Giants	14	24	Seattle	Chicago Cardinals	26	27
1951 (5-2)				Los Angeles	San Francisco	40	38
San Diego	11th Naval Dist.	55	2	Los Angeles	Pittsburgh	31	6
Los Angeles	Washington	58	14	1959 (3-2-1)			
Los Angeles	Chicago Bears	42	14	Boulder, Colo.	Detroit	20	20
Little Rock	Philadelphia	31	26	Los Angeles	Washington	21	23
Salt Lake City	Chicago Cardinals	21	36	Los Angeles	Chicago Cardinals	34	21
Cleveland	Cleveland	6	7	Los Angeles	Cleveland	24	27
New York	New York Giants	23	21	Los Angeles	San Francisco	48	14
1952 (4-3)				Los Angeles	Philadelphia	31	28
San Diego	11th Naval Dist.	45	6	1960 (4-2)			
Chicago	College All-Stars	10	7	Los Angeles	Philadelphia	7	20
Los Angeles	Washington	45	23	Los Angeles	Washington	26	21
Portland	Chicago Cardinals	24	14	Los Angeles	Cleveland	22	17
Los Angeles	San Francisco	7	17	Pendleton, Ore.	Dallas	49	14
Philadelphia	Philadelphia	14	35	Los Angeles	San Francisco	28	17
New York	New York Giants	17	30	Los Angeles	New York Giants	6	20

PRESEASON RESULTS



(Site)	Opponent	Rams	Opp.	(Site)	Opponent	Rams	Opp.
1961 (2-2-1)				1971 (4-3)			
Los Angeles	Washington	26	7	Canton	Houston	17	6
Los Angeles	New York Giants	17	17	Los Angeles	Dallas	21	45
Los Angeles	Cleveland	17	34	Los Angeles	Cleveland	17	5
Los Angeles	San Francisco	20	38	Berkeley	Oakland	7	20
Minnesota	Minnesota	21	17	Foxboro	New England	31	21
1962 (2-3)				Los Angeles	San Diego	14	20
Los Angeles	Washington	37	7	Los Angeles	San Francisco	23	20
Portland	Minnesota	33	24	1972 (1-5)			
Los Angeles	New York Giants	24	31	Los Angeles	Cleveland	13	3
Los Angeles	Cleveland	24	26	Los Angeles	Dallas	13	27
Los Angeles	San Francisco	3	19	Los Angeles	Oakland	9	34
1963 (2-3)				Kansas City	Kansas City	13	19
Los Angeles	Dallas	14	17	San Diego	San Diego	13	14
Los Angeles	Minnesota	3	27	Los Angeles	San Francisco	14	17
Portland	Dallas	20	17	1973 (2-3-1)			
Los Angeles	Cleveland	14	23	Los Angeles	Dallas	7	24
Los Angeles	San Francisco	17	0	Los Angeles	Cleveland	21	21
1964 (3-2)				Berkeley	Oakland	3	16
Los Angeles	Dallas	17	6	Miami	Miami	14	17
Los Angeles	Cleveland	31	56	Los Angeles	San Diego	30	17
Portland	Dallas	25	16	Los Angeles	San Francisco	38	10
Los Angeles	Minnesota	23	34	1974 (5-1)			
Los Angeles	San Francisco	21	17	Los Angeles	Cleveland	24	21
1965 (3-2)				Los Angeles	Dallas	6	13
Los Angeles	Dallas	9	0	Los Angeles	Kansas City	58	16
Los Angeles	Cleveland	19	21	Los Angeles	Miami	31	13
Nashville	Chicago	14	28	San Diego	San Diego	30	16
Los Angeles	Philadelphia	10	0	San Francisco	San Francisco	17	7
Los Angeles	San Francisco	34	14	1975 (5-1)			
1966 (3-2)				Los Angeles	Dallas	35	7
Los Angeles	Cleveland	16	6	Los Angeles	San Francisco	10	6
Los Angeles	Dallas	10	20	Buffalo	Buffalo	24	31
Minnesota	Minnesota	10	24	Kansas City	Kansas City	14	6
Los Angeles	St. Louis	32	14	Los Angeles	Philadelphia	35	0
Los Angeles	San Francisco	29	0	Los Angeles	Oakland	6	0
1967 (6-0)				1976 (6-0)			
Anaheim	New Orleans	16	7	Los Angeles	Tampa Bay	26	3
Los Angeles	Dallas	20	6	Los Angeles	Dallas	26	14
Los Angeles	Cleveland	24	17	Seattle	Seattle	16	13
San Diego	San Diego	50	7	Oakland	Oakland	23	14
Los Angeles	Kansas City	44	24	Los Angeles	Buffalo	31	17
Los Angeles	San Francisco	34	7	Los Angeles	San Francisco	10	3
1968 (4-2)				1977 (1-5)			
Anaheim	New Orleans	21	17	Los Angeles	Minnesota	17	22
Los Angeles	Cleveland	23	21	Los Angeles	Philadelphia	20	3
Los Angeles	Dallas	10	42	San Francisco	San Francisco	14	23
San Diego	San Diego	13	35	Kansas City	Kansas City	19	27
Los Angeles	Kansas City	36	16	Los Angeles	San Diego	25	26
Los Angeles	San Francisco	21	20	Los Angeles	Oakland	0	21
1969 (4-2)				1978 (2-2)			
Los Angeles	Dallas	24	17	Los Angeles	New England	7	14
Los Angeles	Cleveland	3	10	Los Angeles	San Diego	0	17
Los Angeles	Kansas City	14	42	Seattle	Seattle	26	7
San Diego	San Diego	24	14	Oakland	Oakland	28	3
Los Angeles	Buffalo	50	20	1979 (4-0)			
Anaheim	San Francisco	31	28	Los Angeles	Oakland, OT	20	14
1970 (6-0)				Foxboro	New England	15	3
Los Angeles	Cleveland	30	17	Los Angeles	Seattle	21	17
Los Angeles	Dallas	17	10	Los Angeles	San Diego	23	7
Los Angeles	Oakland	34	23	1980 (2-2)			
San Diego	San Diego	16	14	Anaheim	New England	31	35
Pasadena	Houston	20	3	Anaheim	Dallas	16	19
Los Angeles	San Francisco	17	14	Denver	Denver	26	13
				Anaheim	San Diego	34	17

PRESEASON RESULTS



(Site)	Opponent	Rams	Opp.	(Site)	Opponent	Rams	Opp.
1981 (2-2)				1993 (0-4)			
Anaheim	New England	21	34	Phoenix	Phoenix	13	24
Anaheim	Dallas	33	21	Anaheim	San Diego	17	23
San Diego	San Diego	29	33	Cleveland	Cleveland	10	21
Anaheim	Minnesota	34	31	Anaheim	Los Angeles Raiders	19	20
1982 (2-2)				1994 (0-4)			
Anaheim	Denver	20	33	Madison, Wi.	Green Bay	6	14
Cleveland	Cleveland	23	26	Anaheim	New England	10	28
Anaheim	Seattle	23	13	Anaheim	Los Angeles Raiders	20	29
Anaheim	San Diego	20	14	San Diego	San Diego	6	24
1983 (2-2)				1995 (1-3)			
Anaheim	San Diego	34	20	Seattle	Seattle	20	34
Anaheim	Dallas	7	30	Oakland	Oakland	22	27
Anaheim	New England	13	7	Jacksonville	Jacksonville	27	10
San Diego	San Diego	17	27	San Diego	San Diego	9	17
1984 (2-2)				1996 (3-1)			
San Diego	San Diego	10	17	Pittsburgh	Pittsburgh	10	16
Anaheim	Cleveland	10	21	St. Louis	Jacksonville	17	10
Anaheim	Green Bay	27	24	Kansas City	Kansas City	34	30
Anaheim	San Diego	47	14	St. Louis	San Diego	37	34
1985 (3-1)				1997 (2-2)			
Anaheim	Houston	7	3	Minnesota	Minnesota	6	24
Anaheim	St. Louis	39	7	St. Louis	Arizona	12	0
Columbus	Philadelphia	12	14	Dallas	Dallas	31	34
Anaheim	New England	14	13	St. Louis	Kansas City	14	13
1986 (2-2)				1998 (2-2)			
Anaheim	Houston	14	17	St. Louis	Denver	13	20
Anaheim	San Francisco	31	17	San Diego	San Diego	27	41
Anaheim	San Diego	20	17	St. Louis	Dallas	22	14
Denver	Denver	10	19	Kansas City	Kansas City	10	6
1987 (3-2)				1999 (2-2)			
London	Denver	28	27	St. Louis	Oakland	17	18
Anaheim	Seattle	23	14	Chicago	Chicago	24	38
San Diego	San Diego	23	21	St. Louis	San Diego	24	21
Anaheim	Denver	20	24	Detroit	Detroit	17	6
Anaheim	Washington	14	26	2000 (2-2)			
1988 (2-3)				St. Louis	Oakland	31	17
Canton	Cincinnati	7	14	Nashville	Tennessee	3	30
Anaheim	Denver	31	40	St. Louis	Buffalo	27	31
Anaheim	San Diego	27	6	Dallas	Dallas	24	17
Anaheim	Houston, OT	17	20	2001 (3-2)			
San Diego	San Diego	31	24	Canton	Miami	17	10
1989 (4-1)				Buffalo	Buffalo	24	10
Tokyo	San Francisco, OT	16	13	St. Louis	Tennessee	10	23
Denver	Denver	13	17	San Diego	San Diego, OT	10	13
Anaheim	Phoenix	23	20	St. Louis	Kansas City	21	17
Anaheim	Minnesota	24	12	2002 (0-4)			
Anaheim	Detroit	24	14	Tennessee	Tennessee	26	28
1990 (2-2)				St. Louis	Chicago	17	19
Berlin	Kansas City	19	3	St. Louis	San Diego	10	31
Anaheim	San Diego	27	30	Kansas City	Kansas City	16	23
Anaheim	Phoenix	27	7	2003 (1-3)			
Washington	Washington	10	37	Oakland	Oakland	6	7
1991 (1-3)				St. Louis	Tampa Bay	26	16
Jacksonville	Atlanta	17	38	Buffalo	Buffalo	24	28
Anaheim	San Diego	24	3	St. Louis	Kansas City	6	22
Anaheim	Seattle	7	23	2004 (1-3)			
Memphis	Houston	13	16	St. Louis	Chicago, OT	10	13
1992 (3-1)				Kansas City	Kansas City	7	24
Seattle	Seattle	21	7	St. Louis	Washington	28	3
Anaheim	Los Angeles Raiders, OT	19	16	Oakland	Oakland	24	28
Anaheim	Green Bay, OT	16	13				
San Diego	San Diego	19	30				

PRESEASON RESULTS



(Site)	Opponent	Rams	Opp.	(Site)	Opponent	Rams	Opp.
2005 (3-1)				2010 (3-1)			
St. Louis	Chicago	17	13	St. Louis	Minnesota	7	28
San Diego	San Diego	21	36	Cleveland	Cleveland	19	17
Detroit	Detroit	37	13	New England	New England	36	35
St. Louis	Kansas City	27	23	St. Louis	Baltimore	27	21
2006 (1-3)				2011 (4-0)			
St. Louis	Indianapolis	19	17	St. Louis	Indianapolis	33	10
St. Louis	Houston	20	27	St. Louis	Tennessee	17	16
Kansas City	Kansas City	12	16	Kansas City	Kansas City	14	10
Miami	Miami	9	29	Jacksonville	Jacksonville	24	17
2007 (2-2)				2012 (2-2)			
Minneapolis	Minnesota	13	10	Indianapolis	Indianapolis	3	38
St. Louis	San Diego	13	30	St. Louis	Kansas City	31	17
Oakland	Oakland	10	20	Dallas	Dallas	19	20
St. Louis	Kansas City	10	3	St. Louis	Baltimore	31	17
2008 (2-2)				2013 (1-3)			
Nashville	Tennessee	13	34	Cleveland	Cleveland	19	27
St. Louis	San Diego	7	6	St. Louis	Green Bay	7	19
St. Louis	Baltimore	24	10	Denver	Denver	26	27
Kansas City	Kansas City	17	21	St. Louis	Baltimore	24	21
2009 (3-1)							
Meadowlands	New York Jets	23	20				
St. Louis	Atlanta	13	20				
Cincinnati	Cincinnati	24	21				
St. Louis	Kansas City	17	9				

SUMMARY



Summary (1937-2012)	Won	Lost	Tied	Summary (1937-2012)	Won	Lost	Tied
Rams vs. Arizona	11	4	0	Rams vs. Jacksonville	3	0	0
Rams vs. Atlanta	0	2	0	Rams vs. Kansas City	14	8	0
Rams vs. Baltimore	4	0	0	Rams vs. Miami	2	2	0
Rams vs. Boston Yanks	2	0	0	Rams vs. Minnesota	5	6	0
Rams vs. Buffalo	3	3	0	Rams vs. New York Bulldogs	1	0	0
Rams vs. Calif. All-Stars	2	0	0	Rams vs. New York Giants	7	7	1
Rams vs. Chicago	2	4	0	Rams vs. New York Jets	1	0	0
Rams vs. Cincinnati	1	1	0	Rams vs. New England	5	4	0
Rams vs. Cleveland Browns	14	13	1	Rams vs. New Orleans	2	0	0
Rams vs. College All-Stars	4	1	1	Rams vs. Oakland/Los Angeles	7	11	0
Rams vs. Dallas	13	11	0	Rams vs. Philadelphia	5	9	1
Rams vs. Denver	2	7	0	Rams vs. Pittsburgh	5	2	0
Rams vs. Detroit	4	0	1	Rams vs. San Diego	18	18	0
Rams vs. East Chicago Indians	1	0	0	Rams vs. San Diego Bombers	1	0	0
Rams vs. Green Bay	2	2	0	Rams vs. San Francisco	21	7	0
Rams vs. Hawaiian Warriors	2	0	0	Rams vs. Seattle	6	2	0
Rams vs. Houston/Tennessee	4	7	0	Rams vs. Tampa Bay	2	0	0
Rams vs. Houston Texans	0	1	0	Rams vs. Washington	14	8	0
Rams vs. Indianapolis	3	1	0	Rams vs. Service teams	8	0	0
				TOTAL	200	140	5



ALL-TIME DRAFT

THE 2014 MEDIA GUIDE OF THE
ST. LOUIS RAMS

ALL-TIME DRAFT



SELECTIONS BY SCHOOL, 1937-2014

Abilene Christian2	George Washington1	Northern Arizona3	Tampa2
Alabama12	Georgia14	Northern Illinois2	Tenn.-Chattanooga1
Alabama A&M1	Georgia Southern2	Northwestern6	Tennessee13
Alabama State4	Georgia Tech17	Northwestern State (LA)1	Tennessee State5
Albright1	Grambling3	Notre Dame32	Tennessee Tech1
Alcorn State2	Hampton1	Occidental1	Texas21
Allegheny College1	Hanover (IN)1	Ohio State28	Texas A&I1
Alma1	Hardin-Simmons1	Ohio University2	Texas A&M16
Appalachian State1	Harvard1	Oklahoma25	Texas Christian7
Arizona12	Hawaii6	Oklahoma A&M1	Texas Mines1
Arizona State12	Heidelberg1	Oklahoma City2	Texas Southern2
Arkansas15	Hillsdale (MI)3	Oklahoma State4	Texas Tech9
Arkansas State1	Hofstra2	Oregon23	Texas Western1
Arkansas Tech3	Holy Cross4	Oregon State17	Texas-Arlington2
Arkansas-Monticello1	Houston13	Pacific10	Toledo5
Arkansas-Pine Bluff1	Howard1	Pacific Lutheran1	Trinity (CT)2
Army1	Idaho4	Page1	Trinity (TX)2
Arnold (CT)1	Illinois15	Parsons1	Tulane7
Auburn11	Indiana11	Penn State15	Tulsa13
Austin (TX)2	Iowa12	Pittsburg State (KS)1	UCLA44
Azusa Pacific1	Iowa State1	Pittsburgh14	UNLV1
Bakersfield J.C.1	Jackson State5	Portland State2	USC38
Baldwin-Wallace4	James Madison1	Prairie View A&M1	Utah6
Ball State3	Kansas10	Purdue12	Utah State7
Baylor17	Kansas State5	Queen's (Ontario)1	UTEP3
Bishop (TX)1	Kent State2	Rensselaer (NY)2	Valparaiso2
Boise J.C.1	Kentucky13	Rhode Island2	Vanderbilt7
Boise State2	Kentucky State1	Rice6	Villanova9
Boston College9	Lafayette1	Richmond4	Virginia8
Boston University2	Lakeland (WI)1	Rutgers3	Virginia Military1
Bowling Green2	Lamar2	Sam Houston State1	Virginia State1
Brown1	Langston (OK)1	San Bernardino Valley J.C.1	Virginia Tech4
Bucknell2	Lincoln (MO)1	San Diego State11	Virginia Union1
Buffalo1	Linfield (OR)2	San Francisco3	Wabash (IN)1
BYU3	Lock Haven (PA)1	San Jose State8	Wake Forest5
C.W. Post1	Long Beach State1	Santa Ana J.C.1	Washington38
Cal Poly-SLO4	Loras (IA)1	Santa Clara4	Washington & Jefferson1
Cal State-Fullerton1	Louisville3	SMU9	Washington State16
Cal State-Los Angeles3	LSU17	Southern Mississippi1	Wayne State (NE)2
California14	Louisiana-Lafayette1	South Carolina7	Weber State4
Cal-Riverside2	Mankato State1	South Carolina State2	West TX St/West TX A&M9
Carnegie-Mellon1	Marquette4	South Dakota1	West Virginia11
Carthage1	Marshall1	South Florida2	Westchester (PA)1
Case Western Reserve2	Maryland6	Southern5	Western Kentucky1
Catawba2	McMurry State (TX)1	Southern Connecticut1	Western Michigan1
Catholic1	McNeese State4	Southern Illinois2	Western New Mexico1
Central Florida1	Memphis State7	Southern Mississippi7	Wheaton1
Central Michigan1	Mesa (CO)1	Southern Oregon2	Whitworth1
Central State (MO)1	Miami (FL)13	Southwestern1	Wichita State3
Central Washington1	Miami (OH)5	St. Ambrose (IA)2	Widener1
Cincinnati8	Michigan12	St. Augustine1	Wiley College (TX)1
Citadel2	Michigan State20	St. Joseph's (IN)1	William & Mary2
Clark (GA)1	Middle Tenn. State1	St. Mary's (CA)7	Williamette1
Clemson12	Miles (AL)1	St. Norbert1	Winston-Salem1
Colgate3	Minnesota8	Stanford10	Wisconsin11
College of Idaho2	Mississippi6	Stephen F. Austin2	Wisconsin-LaCrosse3
College of the Ozarks1	Mississippi College1	Sul Ross (TX)2	Wisconsin-Whitewater3
Colorado12	Mississippi State11	SW Louisiana1	Wittenberg1
Colorado College1	Missouri8	SW Missouri State1	Wyoming4
Colorado Mines1	Missouri Western1	SW Texas State1	Xavier1
Colorado State2	Montana3	Syracuse3	Youngstown State1
Compton J.C.1	Montana State4		
Concordia (MN)1	Moorhead State (MN)1		
Cornell4	MS Valley State1		
Dakota Wesleyan1	Murray State2		
Dayton3	Navy1		
Denver2	NE Louisiana1		
Drake2	NE Oklahoma2		
Duke5	Nebraska23		
Duquesne2	Nevada-Reno1		
East Carolina2	New Haven (CT)1		
East Texas State1	New Mex. Highlands1		
Eastern Illinois2	New Mexico4		
Eastern Kentucky2	New Mexico State5		
Eastern Michigan1	NM Highlands1		
Eastern Washington2	Norfolk State1		
Elon College1	North Alabama1		
Emporia State1	North Carolina10		
Fairmont State1	North Carolina A&T2		
Florida11	North Carolina Central3		
Florida A&M3	North Carolina State5		
Florida State9	North Dakota1		
Fordham5	North Dakota State2		
Franklin (IN)1	North Texas State6		
Fresno State6	Northeastern1		

TOP SCHOOLS

UCLA 44; Washington 38; USC 38; Notre Dame 32; Ohio State 28; Oklahoma 25; Nebraska 23; Oregon 23; Texas 21; Michigan State 20; Georgia Tech 17; Oregon State 17; Baylor 17; LSU 17; Texas A&M 16; Washington State 16; Arkansas 15.

FIRST ROUND DRAFT CHOICES BY POSITION

Running Backs	33
Offensive Linemen	22
Defensive Linemen	14
Linebackers	10
Wide Receivers	9
Defensive Backs	5
Quarterbacks	3
Tight Ends	1
Punters/Kickers	0

DRAFT CHOICES BY CLASS 1937-2014



2014

Rd.	Player	Pos.	College	Sel. #
1.	Greg Robinson from Washington	OT	Auburn	2
1.	Aaron Donald	DT	Pittsburgh	13
2.	Lamarcus Joyner from Buffalo	DB	Florida State	41
3.	Tre Mason	RB	Auburn	75
4.	Maurice Alexander	S	Utah State	110
6.	E.J. Gaines	CB	Missouri	188
6.	Garrett Gilbert	QB	SMU	214
7.	Mitchell Van Dyk	OL	Portland State	226
7.	Christian Bryant	S	Ohio State	241
7.	Michael Sam	DE	Missouri	249
7.	Demetrius Rhaney	C	Tennessee State	250

2013

Rd.	Player	Pos.	College	Sel. #
1.	Tavon Austin from Buffalo	WR	West Virginia	8
1.	Alec Ogletree from Atlanta	LB	Georgia	30
3.	T.J. McDonald from Buffalo	S	USC	71
3.	Stedman Bailey from Atlanta	WR	West Virginia	92
4.	Barrett Jones	OL	Alabama	113
5.	Brandon McGee	CB	Miami	149
5.	Zac Stacy from Houston	RB	Vanderbilt	160

2012

Rd.	Player	Pos.	College	Sel. #
1.	Michael Brockers from Dallas	DT	LSU	14
2.	Brian Quick	WR	Appalachian State	33
2.	Janoris Jenkins from Washington	CB	North Alabama	39
2.	Isaiah Pead from Chicago	RB	Cincinnati	50
3.	Trumaine Johnson	CB	Montana	65
4.	Chris Givens	WR	Wake Forest	96
5.	Roquevious Watkins from Chicago	OT	South Carolina	150
6.	Greg Zuerlein	K	Missouri Western	171
7.	Aaron Brown	LB	Hawaii	209
7.	Daryl Richardson	RB	Abilene Christian	252

2011

Rd.	Player	Pos.	College	Sel. #
1.	Robert Quinn	DE	North Carolina	14
2.	Lance Kendricks	TE	Wisconsin	47
3.	Austin Pettis	WR	Boise State	78
4.	Greg Salas	WR	Hawaii	112
5.	Jermale Hines from Falcons	S	Ohio State	158
7.	Mikail Baker	S	Baylor	216
7.	Jabara Williams from Ravens	LB	Stephen F. Austin	228
7.	Jonathan Nelson from Falcons	S	Oklahoma	229

2010

Rd.	Player	Pos.	College	Sel. #
1.	Sam Bradford	QB	Oklahoma	1
2.	Rodger Saffold	OT	Indiana	33
3.	Jerome Murphy	CB	South Florida	65
4.	Mardy Gilyard	WR	Cincinnati	99
5.	(A) Michael Hoomanawanui	TE	Illinois	132
5.	(B) Hall Davis from Philadelphia	DE	Louisiana-Lafayette	149
6.	(A) Fendi Onobun	TE	Houston	170
6.	(B) Eugene Sims	DE	West Texas A&M	189

7.	(A) Marquis Johnson	CB	Alabama	211
7.	(B) George Selvie from Atlanta	DE	South Florida	226
8.	(C) Josh Hull	LB	Penn State	254

2009

Rd.	Player	Pos.	College	Sel. #
1.	Jason Smith	T	Baylor	2
2.	James Laurinaitis	LB	Ohio State	35
3.	Bradley Fletcher	CB	Iowa	66
4.	Darell Scott	DT	Clemson	103
5.	Brooks Foster from Atlanta	WR	North Carolina	160
6.	Keith Null from Atlanta	QB	West Texas A&M	196
7.	Chris Ogbonnaya	RB	Texas	211

2008

Rd.	Player	Pos.	College	Sel. #
1.	Chris Long	DE	Virginia	2
2.	Donnie Avery	WR	Houston	33
3.	John Greco	T	Toledo	65
4.	(A) Justin King	CB	Penn State	101
4.	(B) Keenan Burton from Packers	WR	Kentucky	128
5.	Roy Schuening from Titans thru Washington	G	Oregon State	157
6.	Choice to Washington			
6.	Choice to Washington			
7.	Choice to Green Bay			
7.	(A) Chris Chamberlain from Washington	LB	Tulsa	228
8.	(B) David Vobora	LB	Idaho	252

2007

Rd.	Player	Pos.	College	Sel. #
1.	Adam Carriker	DL	Nebraska	13
2.	Brian Leonard	RB	Rutgers	52
3.	Choice to Kansas City			
3.	Jonathan Wade	CB	Tennessee	84
4.	Choice to Detroit			
5.	Dustin Fry from Detroit	C	Clemson	139
5.	Clifton Ryan from Detroit thru St. Louis	DT	Michigan State	154
6.	Ken Shackleford	T	Georgia	190
7.	Choice to Miami			
7.	(A) Keith Jackson	DT	Arkansas	248
7.	(B) Derek Stanley	WR	Wisconsin-Whitewater	249

2006

Rd.	Player	Pos.	College	Sel. #
1.	Tye Hill from Denver	CB	Clemson	15
2.	Joe Klopfenstein	TE	Colorado	46
3.	(A) Claude Wroten from San Francisco thru Denver	DT	LSU	68
3.	(B) Jon Alston	LB	Stanford	77
3.	(C) Dominique Byrd from Denver thru Atlanta and Green Bay	TE	USC	93
4.	Victor Adeyanju from San Diego	DE	Indiana	113
5.	Marques Hagans	WR	Virginia	144
6.	Choice to Green Bay			
7.	(A) Tim McGarigle	LB	Northwestern	221
7.	(B) Mark Setterstrom	G	Minnesota	242
7.	(C) Tony Palmer	G	Missouri	243

2005

April 23-24

Rd.	Player	Pos.	College	Sel. #
1.	Alex Barron	T	Florida State	19
2.	Ronald Bartell	CB	Howard	50
3.	(A) Oshiomogho Atogwe from Miami	S	Stanford	66
3.	(B) Richie Incognito	G	Nebraska	81
4.	(A) Jerome Carter	S	Florida State	117
4.	(B) Claude Terrell	G	New Mexico	134
5.	Jerome Collins from N.Y. Giants thru San Diego and Tampa Bay	TE	Notre Dame	144
6.	(A) Dante Ridgeway	WR	Ball State	192
6.	(B) Reggie Hodges	P	Ball State	210
7.	Choice to Tampa Bay			
7.	(A) Ryan Fitzpatrick	QB	Harvard	250
7.	(B) Madison Hedgecock	FB	North Carolina	251

2004

April 24-25

Rd.	Player	Pos.	College	Sel. #
1.	Steven Jackson from Denver thru Cincinnati	RB	Oregon State	24
2.	Choice to New Orleans			
3.	Anthony Hargrove	DE	Georgia Tech	91
4.	Choice to Cincinnati			
4.	Brandon Chillar	LB	UCLA	130
5.	Jason Shivers	S	Arizona State	158
6.	Jeff Smoker	QB	Michigan State	201
7.	Choice to Indianapolis			
7.	(A) Erik Jensen	TE	Iowa	237
7.	(B) Larry Turner	C	Eastern Kentucky	238

2003

April 26-27

Rd.	Player	Pos.	College	Sel. #
1.	Jimmy Kennedy	DT	Penn State	12
2.	Pisa Tinoisamoa	LB	Hawaii	43
3.	Kevin Curtis	WR	Utah State	74
4.	(A) Shaun McDonald	WR	Arizona State	106
4.	(B) DeJuan Groce from Washington	CB	Nebraska	107
5.	(A) Dan Curley	TE	Eastern Washington	148
5.	(B) Shane Walton	CB	Notre Dame	170
5.	(C) Kevin Garrett	CB	SMU	172
6.	Scott Tercero	G	California	184
7.	Choice to New England			
7.	(A) Scott Shanle	LB	Nebraska	251
7.	(B) Richard Angulo	TE	Western New Mexico	254

2002

April 20-21

Rd.	Player	Pos.	College	Sel. #
1.	Robert Thomas	LB	UCLA	31
2.	Travis Fisher	CB	Central Florida	64
3.	(A) Lamar Gordon	RB	North Dakota State	84
3.	(B) Eric Crouch from Kansas City	WR	Nebraska	95
4.	Travis Scott	G	Arizona State	130
5.	Courtland Bullard	LB	Ohio State	167
6.	Choice to Indianapolis			
6.	Steve Bellisari from New England	S	Ohio State	205
7.	Chris Massey	LS	Marshall	243

2001

April 21-22

Rd.	Player	Pos.	College	Sel. #
1.	(A) Damione Lewis from Kansas City	DT	Miami (FL)	12
1.	(B) Adam Archuleta	S	Arizona State	20
1.	(C) Ryan Pickett from Tennessee	DT	Ohio State	29
2.	Tommy Polley from Kansas City	LB	Florida State	42
2.	Choice to Arizona			
3.	Brian Allen	LB	Florida State	83
4.	(A) Milton Wynn	WR	Washington State	116
4.	(B) Brandon Manumaleuna	TE	Arizona	129
5.	Jerametrius Butler from Washington	CB	Kansas State	145
5.	Choice to Washington			
6.	Choice to Washington			
6.	Francis St. Paul	WR	Northern Arizona	197
7.	Choice to Green Bay			

2000

April 15-16

Rd.	Player	Pos.	College	Sel. #
1.	Trung Canidate	RB	Arizona	31
2.	Jacoby Shepherd	CB	Oklahoma State	62
3.	John St. Clair	C	Virginia	94
4.	Kaulana Noa from Chicago	T	Hawaii	104
4.	Choice to Chicago			
5.	Brian Young	DE	UTEP	139
5.	Choice to Chicago thru Detroit			
6.	Matt Bowen	S	Iowa	198
7.	Andrew Kline from Detroit	G	San Diego State	220
7.	Choice to Chicago			

1999

April 17-18

Rd.	Player	Pos.	College	Sel. #
1.	Torry Holt	WR	North Carolina State	6
2.	Choice to Indianapolis			
2.	Dre' Bly from New Orleans	CB	North Carolina	41
3.	Rich Coady	S	Texas A&M	68
4.	Joe Germaine	QB	Ohio State	101
5.	Choice to Indianapolis			
5.	Cameron Spikes from Baltimore	G	Texas A&M	145
6.	Lionel Barnes	DE	NE Louisiana	176
7.	Choice to Green Bay			
7.	Rodney Williams	P	Georgia Tech	252

1998

April 18-19

Rd.	Player	Pos.	College	Sel. #
1.	Grant Wistrom	DE	Nebraska	6
2.	Robert Holcombe	RB	Illinois	37
3.	Leonard Little from New York Jets	DE	Tennessee	65
3.	Choice to New York Jets			
4.	(A) Az-Zahir Hakim from San Diego	WR	San Diego State	96
4.	(B) Roland Williams	TE	Syracuse	98
5.	Raymond Priester	RB	Clemson	129
6.	Glenn Rountree	G	Clemson	159
7.	Choice to New York Jets			
7.	Jason Chorak	DE	Washington	236

1997

Rd.Player	Pos.	College	Sel. #
<i>April 19-20</i>			
1. Orlando Pace from New York Jets	T	Ohio State	1
1. Choice to Seattle thru New York Jets and Tampa Bay			
2. Choice to Chicago			
2. Dexter McCleon from Chicago	CB	Clemson	40
3. Choice to Denver thru New York Jets			
4. Choice to New York Jets			
4. Ryan Tucker from Miami	C	TCU	121
5. Choice to San Diego			
5. Taje Allen from Denver	CB	Texas	158
6. Choice to Miami			
6. Muadianvita Kazadi from Houston	LB	Tulsa	179
7. Choice to Philadelphia thru New York Jets			
7. Cedric White	DE	North Carolina A&T	215

1996

Rd.Player	Pos.	College	Sel. #
<i>April 20-21</i>			
1. (A) Lawrence Phillips 1. Choice to Chicago	RB	Nebraska	6
1. (B) Eddie Kennison from Chicago	WR	LSU	18
2. (A) Tony Banks	QB	Michigan State	42
2. (B) Ernie Conwell from Pittsburgh	TE	Washington	59
3. Jerald Moore from Chicago	RB	Oklahoma	83
4. Percell Gaskins	LB	Kansas State	105
5. Fred Miller	T	Baylor	141
6. (A) Derrick Harris	RB	Miami (FL)	175
6. (B) Hayward Clay from Dallas thru Chicago	TE	Texas A&M	201
7. Chuck Osborne	DT	Arizona	222

1995

Rd.Player	Pos.	College	Sel. #
<i>April 22-23</i>			
1. Kevin Carter	DE	Florida	6
2. (A) Zach Wiegert	T	Nebraska	38
2. (B) Jesse James from San Francisco	T	Mississippi State	62
3. Steve McLaughlin from Detroit	K	Arizona	82
4. Lovell Pinkney from Detroit	WR/TE..	Texas	115
5. Mike Scurlock	DB	Arizona	140
6. Choice to San Diego			
7. (A) Gerald McBurrows	DB	Kansas	214
7. (B) Herman O'Berry from New Orleans	DB	Oregon	220
7. (C) Bronzell Miller compensatory selection	DE/LB	Utah	239
7. (D) Johnny (JT) Thomas compensatory selection	WR	Arizona State	240

1994

Rd.Player	Pos.	College	Sel. #
<i>April 24-25</i>			
1. Choice to Indianapolis			
1. Wayne Gandy from San Diego thru San Francisco	T	Auburn	15
2. (A) Isaac Bruce	WR	Memphis State	33
2. (B) Toby Wright compensatory selection	S	Nebraska	49
2. (C) Brad Ottis from San Francisco	DE	Wayne State (NE)	56
3. (A) Keith Lyle	S	Virginia	71
3. (B) James Bostic	RB	Auburn	83
3. (C) Ernest Jones from Atlanta thru Indianapolis	LB	Oregon	100
3. (C) Ernest Jones from Philadelphia thru San Francisco			
4. Chris Brantley	WR	Rutgers	108
5. Choice to New England thru Arizona			
6. (A) Rickey Brady	TE	Oklahoma	167

6. (B) Ronald Edwards
from Dallas
7. Choice to Kansas City

1993

Rd.Player	Pos.	College	Sel. #
<i>April 25-26</i>			
1. Jerome Bettis	RB	Notre Dame	10
2. Troy Drayton	TE	Penn State	39
3. Russell White from Indianapolis	RB	California	73
4. Choice to San Diego			
5. (A) Sean LaChapelle	WR	California	122
5. (B) Chuck Belin from Indianapolis	G	Wisconsin	127
6. Deral Boykin	S	Louisville	146
7. Brad Fichtel	C	Eastern Illinois	179
8. (A) Jeff Buffaloe	P	Memphis State	206
8. (B) Maa Tanuvasa from Cleveland	DT	Hawaii	209

1992

Rd.Player	Pos.	College	Sel. #
<i>April 26-27</i>			
1. Sean Gilbert	DL	Pittsburgh	3
2. Steve Israel	DB	Pittsburgh	30
3. (A) Mark Boutte from Indianapolis	DL	LSU	57
3. (B) Todd Kinchen	WR	LSU	60
4. Shawn Harper	G	Indiana	87
5. Chris Crooms	DB	Texas A&M	114
6. Joe Campbell	RB	Middle Tenn. State	144
7. Darryl Ashmore	T	Northwestern	171
8. Ricky Jones	QB	Alabama State	198
9. T.J. Rubley	QB	Tulsa	228
10. Tim Lester	RB	Eastern Kentucky	255
11. (A) Brian Townsend from Indianapolis	LB	Michigan	281
11. (B) Brian Thomas	WR	Southern	282
12. Kelvin Harris	C	Miami (FL)	312

1991

Rd.Player	Pos.	College	Sel. #
<i>April 21-22</i>			
1. Todd Lyght	CB	Notre Dame	5
2. Roman Phifer	LB	UCLA	31
3. Choice to Detroit			
4. Choice to Denver			
4. Robert Bailey from Los Angeles Raiders	CB	Miami (FL)	107
5. Robert Young	DT	Mississippi State	116
6. Neal Fort	T	BYU	143
7. Tyrone Shelton	FB	William & Mary	170
8. Patt Tyrance	LB	Nebraska	201
9. Jeff Fields	DT	Arkansas State	228
10. Choice to San Diego			
11. Terry Crews	DE	Western Michigan	281
12. (A) Jeff Pahukoa from Denver	G/T	Washington	311
12. (B) Ernie Thompson	RB	Indiana	312

1990

Rd.Player	Pos.	College	Sel. #
<i>April 22-23</i>			
1. Bern Brostek	C	Washington	23
2. Pat Terrell	S	Notre Dame	49
3. Latin Berry	RB	Oregon	78
4. Choice to Detroit			
5. Choice to New York Jets			
6. Tim Stallworth	WR	Washington State	161
7. Kent Elmore	P	Tennessee	190
8. (A) Ray Savage from Tampa Bay	LB	Virginia	198
8. (B) Elbert Crawford	C	Arkansas	216
9. Tony Lomack	WR	Florida	245
10. Stephen Bates	LB	James Madison	272
11. Bill Goldberg	NT	Georgia	301
12. David Lang	RB	Northern Arizona	327

1989

April 23-24

Rd.Player	Pos.	College	Sel. #
1. (A) Bill Hawkins	DE	Miami (FL)	21
1. (B) Cleveland Gary from Buffalo	RB	Miami (FL)	26
2. (A) Frank Stams from Indianapolis	LB	Notre Dame	45
2. (B) Brian Smith	LB	Auburn	48
2. (C) Darryl Henley from Buffalo	CB	UCLA	53
3. Kevin Robbins	T	Michigan State	75
4. Jeff Carlson	QB	Weber State	102
5. Alfred Jackson	WR	San Diego State	135
6. (A) Thom Kaumeyer from San Diego	S	Oregon	148
6. (B) Mark Messner	LB	Michigan	161
7. George Bethune	LB	Alabama	188
8. Warren Wheat	T	BYU	215
9. Vernon Kirk	TE	Pittsburgh	242
10. Mike Williams	WR	Northeastern	269
11. Choice to Tampa Bay			
12. Choice to Tampa Bay			

1988

April 24-25

Rd.Player	Pos.	College	Sel. #
1. Choice to Los Angeles Raiders through Houston			
1. (A) Gaston Green from Buffalo	RB	UCLA	14
1. (B) Aaron Cox from Indianapolis	WR	Arizona State	20
2. (A) Anthony Newman	DB	Oregon	35
2. (B) Willie Anderson from San Diego	WR	UCLA	46
2. (C) Fred Strickland from Indianapolis	LB	Purdue	47
3. Choice to Washington			
3. Mike Piel from Washington	DT	Illinois	64
4. Choice to Washington			
5. (A) Robert Delpino	RB	Missouri	117
5. (B) James Washington from Washington	S	UCLA	137
6. (A) Keith Jones	RB	Nebraska	147
6. (B) Jeff Knapp from Washington	DT	Wyoming	165
7. Choice to Denver			
8. Darryl Franklin	WR	Washington	201
9. Pat Foster	DT	Montana	231
10. R.C. Mullen	T	SW Louisiana	258
11. Choice to San Diego			
12. Choice to Washington			
12. Jeff Beathard from Washington	RB	Southern Oregon	333

1987

April 28-29

Rd.Player	Pos.	College	Sel. #
1. Choice to Houston			
2. Donald Evans	DE	Winston-Salem	47
3. Cliff Hicks	CB	Oregon	74
4. (A) Doug Bartlett from Houston	NT	Northern Illinois	91
4. Choice to Chicago			
4. (B) Larry Kelm from Cleveland	LB	Texas A&M	108
5. Choice to Houston			
5. Scott Mersereau	DT	Southern Connecticut	136
6. Choice to New York Giants			
6. John Embree from Chicago	TE	Colorado	166
7. Choice to Philadelphia			
8. Michael Stewart	S	Fresno State	213
9. Tracy Ham	RB	Georgia Southern	240
10. David Smith	LB	Northern Arizona	272
11. Choice to Denver			
12. (A) Alonzo Williams	RB	Mesa (CO)	326
12. (B) Fred Stokes from Cleveland	T	Georgia Southern	332

1986

April 29-30

Rd.Player	Pos.	College	Sel. #
1. Mike Shad	T	Queen's (Ontario)	23
2. Tom Newberry	G	Wisconsin-LaCrosse	50
3. Hugh Millen from Detroit thru San Francisco	QB	Washington	71
4. Choice to Philadelphia			
5. Choice to San Diego			
6. (A) Robert Jenkins (Cox) from Indianapolis	T	UCLA	144
6. (B) Lynn Williams	RB	Kansas	160
7. Choice to Indianapolis			
8. (A) Steve Jarecki from Tampa Bay	LB	UCLA	195
8. (B) Hank Goebel	T	Cal State-Fullerton	216
9. Elbert Watts	CB	USC	243
10. Garrett Breeiland	LB	USC	273
11. Chul Schwanke	RB	South Dakota	300
12. Choice to Indianapolis			
12. Marcus Dupree from Denver	RB	Oklahoma	327

1985

April 30-May 1

Rd.Player	Pos.	College	Sel. #
1. Jerry Gray	S	Texas	21
2. Chuck Scott	WR	Vanderbilt	50
3. Dale Hatcher	P	Clemson	77
4. Choice to Minnesota			
5. Kevin Greene from Buffalo	LB	Auburn	113
5. Choice to Houston thru Kansas City			
6. (A) Mike Young from Chicago	WR	UCLA	161
6. (B) Damone Johnson	TE	Cal Poly-SLO	162
7. Danny Bradley	RB	Oklahoma	189
8. Marlon McIntyre	FB	Pittsburgh	218
9. Gary Swanson	LB	Cal Poly-SLO	245
10. Duval Love	G	UCLA	274
11. (A) Doug Flutie from Indianapolis	QB	Boston College	285
11. (B) Kevin Brown	S	Northwestern	301
12. Choice to Tampa Bay			

1984

May 1-2

Rd.Player	Pos.	College	Sel. #
1. Choice to Kansas City			
2. Choice to Cleveland			
3. Choice to Detroit			
4. Choice to Washington thru Houston			
5. Hal Stephens from Detroit	DE	East Carolina	133
5. Choice to Kansas City			
6. Choice to Houston			
7. George Radachowsky	CB	Boston College	188
8. Ed Brady	LB	Illinois	215
9. George Reynolds	P	Penn State	242
10. (A) Norwood Vann from Houston	LB	East Carolina	253
10. (B) Joe Dooley	C	Ohio State	274
11. Michael Harper from Chicago	RB	USC	293
11. Dwayne Love	RB	Houston	301
12. (A) Rod Fisher from Houston	CB	Oklahoma State	309
12. (B) Moe Bias	LB	Illinois	328

1984 SUPPLEMENTAL

June 5

Rd.Player	Pos.	College	Sel. #
1. William Fuller Philadelphia, USFL	DE	North Carolina	21
2. Rick Johnson Oklahoma, USFL	QB	Southern Illinois	48
3. Jim Byrne New Jersey, USFL	DT	Wisconsin-LaCrosse	75

1983

April 26-27

Rd.	Player	Pos.	College	Sel. #
1.	Eric Dickerson from Houston	RB	SMU	2
1.	Choice to Seattle thru Houston			
2.	(A) Henry Ellard from San Francisco	WR	Fresno State	32
2.	(B) Mike Wilcher from San Francisco	LB	North Carolina	36
3.	Choice to San Francisco			
4.	(A) Chuck Nelson from Denver thru San Francisco	K	Washington	87
4.	Choice to Houston			
4.	(B) Vince Newsome from New York Giants	S	Washington	97
4.	(C) Doug Reed	DE	San Diego State	111
5.	Choice to Detroit			
5.	Otis Grant from San Diego	WR	Michigan State	134
6.	Gary Kowalski	T	Boston College	144
7.	Jeff Simmons	WR	USC	171
8.	Troy West	S	USC	200
9.	Jack Belcher	C	Boston College	227
10.	Choice to Minnesota			
11.	Danny Triplett	LB	Clemson	282
12.	Clete Casper	QB	Washington State	311

1982

April 27-28

Rd.	Player	Pos.	College	Sel. #
1.	Choice to Baltimore			
1.	Barry Redden from Washington	RB	Richmond	14
2.	Choice to Baltimore			
3.	Choice to Washington			
3.	Bill Bechtold from Houston	C	Oklahoma	67
4.	Jeff Gaylord	LB	Missouri	89
5.	(A) Wally Kersten from Seattle	T	Minnesota	117
5.	(B) Doug Barnett	DE	Azusa Pacific	118
6.	Kerry Locklin	TE	New Mexico State	145
7.	Choice to Pittsburgh thru Washington			
7.	Joe Shearin from Detroit	G	Texas	181
8.	(A) A.J. (Jam) Jones	RB	Texas	202
8.	(B) Mike Reilly from Houston	LB	Oklahoma	207
9.	Bob Speight	T	Boston University	229
10.	Miles McPherson	DB	New Haven (CT)	256
11.	Ricky Coffman	WR	UCLA	285
12.	Raymond Coley	DT	Alabama A&M	312

1981

April 28-29

Rd.	Player	Pos.	College	Sel. #
1.	Mel Owens from Washington	LB	Michigan	9
1.	Choice to Washington			
2.	Choice to Minnesota thru Washington and Baltimore			
2.	Jim Collins from Miami	LB	Syracuse	43
3.	Choice to Kansas City			
3.	(A) Greg Meisner from Tampa Bay	DT	Pittsburgh	63
3.	(B) Robert Cobb from Washington	DE	Arizona	66
4.	George Lilja from Buffalo	C	Michigan	104
4.	Choice to Green Bay thru Washington			
5.	Choice to Washington			
6.	William Daniels	DT	Alabama State	158
7.	(A) Ron Battle	TE	North Texas State	175
7.	(B) Mike Clark	DE	Florida	190
8.	Art Plunkett	T	UNLV	216
9.	Ron Seawall	LB	Portland State	242
10.	Robert Alexander	RB	West Virginia	269
11.	Marcellus Greene	CB	Arizona	296
12.	Jairo Penaranda	RB	UCLA	328

1980

April 29-30

Rd.	Player	Pos.	College	Sel. #
1.	Johnnie Johnson from Cleveland	S	Texas	17
1.	Choice to Cleveland			
2.	Irv Pankey from Washington	T	Penn State	50
2.	Choice to Washington			
3.	(A) Jewerl Thomas from San Francisco	RB	San Jose State	58
3.	(B) LeRoy Irvin from Oakland	CB	Kansas	70
3.	(C) Phil Murphy	DT	South Carolina State	82
4.	Choice to Cleveland			
5.	Choice to Atlanta thru Washington			
6.	Mike Guman from New England thru Cleveland	RB	Penn State	154
6.	Choice to Kansas City			
7.	Kirk Collins from Kansas City	CB	Baylor	176
7.	Gerry Ellis	RB	Mississippi	192
8.	Tom Pettigrew	T	Eastern Illinois	220
9.	George Farmer	WR	Southern	248
10.	Bob Gruber	T	Pittsburgh	276
11.	Terry Greer	WR	Alabama State	304
12.	Kevin Scanlon	QB	Arkansas	332

1979

May 3-4

Rd.	Player	Pos.	College	Sel. #
1.	(A) George Andrews from Oakland	LB	Nebraska	19
1.	(B) Kent Hill	T	Georgia Tech	26
2.	Eddie Hill	RB	Memphis State	54
3.	(A) Jeff Moore from Kansas City	WR	Tennessee	58
3.	(B) Mike Wellman from New England	C	Kansas	81
3.	Choice to Tampa Bay through Washington, Miami, and Oakland			
4.	Derwin Tucker from San Diego	DB	Illinois	99
4.	Jerry Wilkinson	DT	Oregon State	108
5.	Choice forfeited			
5.	Victor Hicks from Cleveland	TE	Oklahoma	122
6.	Choice to Cleveland			
7.	Jeff Delaney	DB	Pittsburgh	190
8.	Choice to Kansas City			
9.	Jeff Rutledge	QB	Alabama	246
10.	(A) Larry Willis from Kansas City	WR	Alcorn State	268
10.	(B) Grady Ebensberger	DT	Houston	273
11.	Jesse Deramus	DT	Tennessee State	301
12.	Drew Hill	WR	Georgia Tech	326

1978

May 2-3

Rd.	Player	Pos.	College	Sel. #
1.	Elvis Peacock from Chicago thru Cleveland	RB	Oklahoma	20
1.	Choice to Cleveland			
2.	(A) Stan Johnson from Cleveland	DT	Tennessee State	46
2.	(B) Ronnie Smith	WR	San Diego State	53
3.	(A) Frank Corral from Washington	P	UCLA	78
3.	(B) Leon White	C	Colorado	80
4.	Mark Manges	QB	Maryland	105
5.	Choice to San Diego			
6.	Choice to Tampa Bay			
7.	Reggie Doss	DE	Hampton	189
8.	Choice to Washington			
9.	Andre Anderson	DE	New Mexico State	246
10.	Charles Peal	T	Indiana	273
11.	Ron Hostetler	LB	Penn State	303
12.	Gus Coppens	T	UCLA	330

1977

Rd.	Player	Pos.	College	Sel. #
<i>May 3-4</i>				
1.	Bob Brudzinski	LB	Ohio State	23
2.	(A) Nolan Cromwell from Seattle	S	Kansas	31
2.	(B) Billy Waddy from Washington thru San Diego	RB/WR	Colorado	50
3.	(A) Ed Fulton from San Diego	G	Maryland	68
3.	(B) Wendell Tyler	RB	UCLA	79
4.	(A) Vince Ferragamo from New Orleans	QB	Nebraska	91
4.	(B) Eary Jones	DE	Memphis State	107
5.	(A) Donnie Hickman from Washington	G	USC	130
5.	(B) Jeff Williams	G	Rhode Island	134
6.	Art Best from Denver	RB	Kent State	156
6.	Choice to New Orleans			
7.	Choice to Washington			
8.	Rod Bockwoldt	DB	Weber State	218
9.	Choice to Washington			
10.	Don Peterson	TE	Boston College	274
11.	Carson Long	K	Pittsburgh	302
12.	Barry Caudill	C	Southern Mississippi	330

1976

Rd.	Player	Pos.	College	Sel. #
<i>April 8-9</i>				
1.	Kevin McLain	LB	Colorado State	26
2.	(A) Pat Thomas from Green Bay	DB	Texas A&M	39
2.	(B) Ron McCartney	LB	Tennessee	53
3.	Jackie Slater	G	Jackson State	86
4.	Gerald Taylor from Tampa Bay	WR	Texas A&I	96
4.	Choice to Houston thru Philadelphia and Green Bay			
5.	(A) Carl Ekern from San Diego	LB	San Jose State	128
5.	(B) Ken Bordelon	DE	LSU	149
5.	(C) Dwight Scales from Tampa Bay	WR	Grambling	159
6.	Choice to Washington			
7.	Larry Buie	DB	Mississippi State	207
8.	Choice to Washington			
9.	Jeb Church	DB	Stanford	263
10.	Freeman Johns	WR	SMU	288
11.	Brian Nemeth	TE	South Carolina	316
12.	Jim Jodat	RB	Carthage	344
13.	Steve Hamilton	QB	Emporia State	373
14.	Al Bureson	DB	Washington	400
15.	Malcolm Campbell	WR	Cal State-Los Angeles	429
16.	Rick Gage	WR	Arkansas Tech	456
17.	Gary Shaw	DB	BYU	485

1975

Rd.	Player	Pos.	College	Sel. #
<i>January 28-29</i>				
1.	(A) Mike Fanning from Green Bay	DT	Notre Dame	9
1.	(B) Dennis Harrah from Philadelphia	G	Miami (FL)	11
1.	(C) Doug France	T	Ohio State	20
2.	(A) Monte Jackson from Baltimore thru Green Bay	DB	San Diego State	28
2.	(B) Leroy Jones	DE	Norfolk State	48
3.	Choice to San Diego thru Chicago			
3.	(A) Geoff Reece from Green Bay	C	Washington State	67
3.	(B) Dan Nugent from Philadelphia	TE	Auburn	87
4.	Rod Perry	DB	Colorado	98
5.	(A) Wayne Hammond from Kansas City	DT	Montana State	112
5.	(B) Fred Nuzum	C	Kentucky	126
6.	Choice to Chicago thru San Diego			
6.	Darius McCarthy from Green Bay	WR	South Carolina State	140
7.	Pat Haden	QB	USC	176

8.	John Washington	DB	Tulane	204
9.	Gordy Reigel	LB	Stanford	229
10.	Choice to Chicago			
11.	Howard Strickland	RB	California	281
12.	Chandler Williams	WR	Lincoln (MO)	307
13.	A.J. Jacobs	DB	Louisville	332
14.	Arthur Allen	WR	Clark (GA)	360
15.	Alvin White	QB	Oregon State	385
16.	Francis Reynolds	RB	Alcorn State	410
17.	Skip Boyd	P	Washington	438

1974

Rd.	Player	Pos.	College	Sel. #
<i>January 29-30</i>				
1.	John Cappelletti	RB	Penn State	11
1.	Choice to Baltimore			
2.	Bill Simpson	DB	Michigan State	50
3.	Al Oliver	T	UCLA	76
4.	(A) Norris Weese from Washington	QB	Mississippi	99
4.	(B) Frank Johnson	T	Cal-Riverside	102
5.	Choice to Atlanta thru Minnesota and Philadelphia			
6.	Choice to Houston			
7.	John Harvey from San Diego	RB	Texas-Arlington	158
7.	Choice to Washington			
8.	Choice to San Diego			
9.	(A) Don Hutt from Baltimore thru Washington	WR	Boise State	213
9.	(B) Derek Williams from Detroit	DB	Cal-Riverside	221
9.	Choice to Washington			
10.	Choice to Baltimore			
11.	Rick Hayes	T	Washington	284
12.	Roger Freberg	G	UCLA	310
13.	Pete Solverson	T	Drake	336
14.	Ananias Carson	WR	Langston (OK)	362
15.	Bob Thomas	K	Notre Dame	388
16.	Dave Ottmar	P	Stanford	414
17.	Willie Townsend	WR	Notre Dame	440

1973

Rd.	Player	Pos.	College	Sel. #
<i>January 30-31</i>				
1.	Choice to New England			
2.	(A) Cullen Bryant from San Diego	DB	Colorado	31
2.	(B) Ron Jaworski	QB	Youngstown State	37
2.	(C) Jim Youngblood from Kansas City	LB	Tennessee Tech	42
3.	Tim Stokes from San Diego	T	Oregon	60
3.	Choice to St. Louis			
4.	Choice to Oakland			
4.	(A) Eddie McMillian from Kansas State	DB	Florida State	95
4.	(B) Terry Nelson from Green Bay	TE	Arkansas-Pine Bluff	99
5.	(A) Steve Jones	RB	Duke	115
5.	(B) Cody Jones from Washington	DE	San Jose State	129
6.	(A) Jim Peterson from New Orleans thru Washington	DE	San Diego State	133
6.	(B) Jason Caldwell	WR	North Carolina Central	141
7.	(A) Steve Brown from Chicago	LB	Oregon State	161
7.	(B) Bill DuLac	G	Eastern Michigan	167
8.	Choice to Washington			
9.	Jim Nicholson	T	Michigan State	219
10.	Choice to Washington			
11.	(A) Jeff Inmon	RB	North Carolina Central	271
11.	(B) Willie Jackson from Washington	WR	Florida	285
12.	Robert Storck	DT	Wisconsin	297
13.	(A) Rod Milburn	WR	Southern	323
13.	(B) Clint Spearman from Oakland	LB	Michigan	335
14.	Walter Rhone	DB	Central State (MO)	349
15.	(A) Jerry Bond	DB	Weber State	375
15.	(B) Kurt Matter from Washington	DE	Washington	393
16.	Fuller Cherry	DB	Arkansas-Monticello	401
17.	Fred Henry	RB	New Mexico	427

1972

February 1-2

Rd.Player	Pos.	College	Sel. #
1. Choice to New York Giants thru New England			
2. Jim Bertelsen	RB	Texas	30
from Denver thru San Diego			
2. Choice to Oakland			
3. Choice to New York Giants			
3. Lawrence McCutcheon	RB	Colorado State	70
from Cleveland			
4. (A) John Saunders	DB	Toledo	87
from Chicago			
4. (B) Eddie Phillips	DB	Texas	95
5. (A) Bob Childs	G	Kansas	120
from Detroit			
5. Choice to New York Giants thru Washington			
5. (B) Bob Christiansen	TE	UCLA	125
from Washington			
6. Choice to Green Bay			
6. Eddie Herbert	DT	Texas Southern	151
from Washington			
7. Choice to Oakland			
8. Tom Graham	WR	Baldwin-Wallace	199
9. Harry Howard	DB	Ohio State	225
10. Jim Massey	DB	Linfield (OR)	251
11. Choice to Oakland			
11. Albert Schmidt	RB	Pittsburg State (KS)	280
from Oakland			
12. David Hoot	DB	Texas A&M	303
13. Jaime Nunez	K	Weber State	329
14. Larry Brooks	T	Virginia State	355
15. Kenny Page	LB	Page	381
16. Jim Kirby	WR	Long Beach State	407
17. (A) Luther Palmer	TE	Virginia Union	433
17. (B) John McKean	C	Oregon	436
from Oakland			

1971

January 28-29

Rd.Player	Pos.	College	Sel. #
1. (A) Isaiah Robertson	LB	Southern	10
from Washington			
1. (B) Jack Youngblood	DE	Florida	20
2. Choice to Green Bay			
3. Dave Elmendorf	DB	Texas A&M	63
from Washington			
3. Choice to Chicago			
4. Steve Worster	RB	Texas	90
from Green Bay			
4. Choice to New Orleans			
5. Choice to Green Bay thru Washington			
6. Choice to Detroit thru Philadelphia			
7. Choice to Chicago Bears			
8. Tony Garay	DE	Hofstra	202
9. Joe Schmidt	WR	Miami (FL)	228
10. Don Popplewell	C	Colorado	254
11. Charlie Richards	QB	Richmond	280
12. Kirk Behrendt	T	Wisconsin-Whitewater	306
13. Russell Harrison	RB	Kansas State	331
14. Lionel Coleman	DB	Oregon	358
15. Gary Kos	G	Notre Dame	384
16. Ross Boice	LB	Pacific Lutheran	409
17. (A) Randy Vataha	WR	Stanford	418
from New Orleans			
17. (B) Joe Sweet	WR	Tennessee State	435

1970

January 27-28

Rd.Player	Pos.	College	Sel. #
1. Jack Reynolds	LB	Tennessee	22
2. Donnie Williams	WR	Prairie View A&M	35
from San Francisco			
2. Choice to San Francisco thru Philadelphia			
3. Choice to Baltimore thru Philadelphia			
4. Choice to Chicago Bears			
5. Choice to New Orleans			
6. Choice to Atlanta			
7. (A) Ted Provost	DB	Ohio State	162
from Philadelphia			
7. (B) Bill Nelson	DT	Oregon State	168
from Atlanta			
7. Choice to Washington			
8. Rich Saul	LB	Michigan State	204

9. David Graham	T	New Mex. Highlands	230
10. Vince Opalsky	RB	Miami (FL)	256
11. David Bookert	RB	New Mexico	282
12. Larry Arnold	QB	Hawaii	308
13. Melvin Jones	WR	Florida A&M	334
14. Bob Geddes	LB	UCLA	360
15. Dag Azam	G	West Texas State	386
16. Roland Reichardt	K	West Texas State	412
17. Don Crenshaw	DB	USC	437

1969

January 28-29

Rd.Player	Pos.	College	Sel. #
1. (A) Larry Smith	RB	Florida	8
from Detroit			
1. (B) Jim Seymour	SE	Notre Dame	10
from Washington			
1. (C) Bob Klein	TE	USC	21
2. Choice to Detroit			
3. Choice to St. Louis thru Detroit			
4. John Zook	DE	Kansas	99
5. Choice to Dallas			
6. (A) A.Z. Drones	T	West Texas State	133
from Atlanta			
6. (B) Pat Curran	LB	Lakeland (WI)	151
7. James Hawkins	DB	Nebraska	177
8. Richard Harvey	DB	Jackson State	203
9. Mike Foote	LB	Oregon State	229
10. Jerry Gordon	T	Auburn	255
11. Dave Svendsen	FL	Eastern Washington	281
12. Tim Carr	QB	C.W. Post	307
13. Roger Williams	DB	Grambling	333
14. Ray Stephens	RB	Minnesota	359
15. George Jugurr	LB	Washington	385
16. Henry Hipps	LB	North Carolina State	411
17. Jim Thorpe	DB	Hofstra	437

1968

January 30-31

Rd.Player	Pos.	College	Sel. #
1. Choice to Detroit			
2. (A) Gary Beban	QB	UCLA	30
from New Orleans			
2. (B) Mike LaHood	G	Wyoming	51
3. Choice to Pittsburgh			
4. Choice to Chicago			
5. Don Martin	K	Washington	135
6. Bobby Webb	C	Southern Mississippi	161
7. Choice to Pittsburgh			
8. Joe Williams	FL	Florida A&M	215
9. Bob Richardson	T	Washington	243
10. Allen Marcelin	FL	Parsons	269
11. John Pergine	LB	Notre Dame	297
12. Harold Jackson	FL	Jackson State	323
13. Dean Halverson	LB	Washington	351
14. Cephus Jackson	DB	Jackson State	377
15. Dennis Yell	T	Moorhead State (MN)	405
16. Jimmy Raye	QB/DB	Michigan State	431
17. Choice to Philadelphia			

1967

March 14

Rd.Player	Pos.	College	Sel. #
1. Choice to Minnesota			
2. Willie Ellison	HB	Texas Southern	33
from Minnesota			
2. Choice to Green Bay			
3. Choice to Philadelphia			
4. Choice to Chicago Bears			
5. Nate Shaw	DB	USC	122
6. Choice to Atlanta			
7. Choice to Philadelphia			
8. Choice to Chicago Bears			
9. Tommie Smith	HB	San Jose State	226
10. Leon Moore	DB	Tennessee State	252
11. Frank Horak	DB	TCU	278
12. Pat Badjek	LB	Franklin (IN)	304
13. John Erisman	WR	Miami (OH)	330
14. Walt Richardson	DT	Fresno State	356
15. Steve Bunker	TE	Oregon	382
16. Allen Sack	LB	Notre Dame	408
17. Bill Barnes	C	Washington	434

1966

November 27, 1965

Rd.Player	Pos.	College	Sel. #
1. Tom Mack	G	Michigan	2
2. Mike Garrett	HB	USC	18
3. Dick Tyson	G	Tulsa	34
4. Henry Dyer	FB	Grambling	50
5. (A) Diron Talbert	T	Texas	56
5. (B) Dick Arndt	T	Idaho	77
6. Bruce Anderson	T	Williamette	
7. George Youngblood	DB	Cal State-Los Angeles	97
8. Vilnis Ezerins	HB	Wisconsin-Whitewater	112
9. Burton Matthies	HB	Wayne State (NE)	127
10. Mike Capshaw	T	Abilene Christian	142
11. Darrell Hoover	HB	Arizona	157
12. George Clayton	DB	Fairmont State	172
13. Jake David	HB	Lamar	187
14. Terry Parks	T	Cal State-Los Angeles	202
15. Mike Sullivan	WR	Oregon State	217
16. Joe O'Brien	WR	Texas-Arlington	232
17. Dan Gilbert	T	Arkansas Tech	247
18. Ray Johnson	LB	Whitworth	262
19. Homer Williams	FL	USC	277
20. Bud Harrington	FB	Tulsa	292

1965

November 28, 1964

Rd.Player	Pos.	College	Sel. #
1. Clarence Williams	HB	Washington State	9
2. Choice to Cleveland			
3. Fred Brown	E/LB	Miami (FL)	37
4. Mike Strofolino	LB	Villanova	50
5. (A) Frank Marchlewski	C	Minnesota	60
5. (B) Doug Woodlief	LB	Memphis State	65
6. Bill Harrison	WR	Elon College	78
7. Anthony Guillory	G	Lamar	93
8. Stan Dzura	T	California	106
9. Ronnie Caveness	LB	Arkansas	121
10. Jim Burt	HB	Western Kentucky	134
11. Merlin Werl	FB	McNeese State	149
12. Bob Werl	WR	Miami (FL)	162
13. Brent Berry	T	San Jose State	177
14. Bill Robertson	E	Austin (TX)	190
15. Marvin Davis	E	Wichita State	205
16. Charlie Brown	T	Tulsa	218
17. Ed Blecksmith	B	USC	233
18. Leo Lowery	FB	Texas Tech	246
19. Billy Guy Anderson	QB	Tulsa	261
20. Billy Scott	WR	NE Oklahoma	274

1964

December 2, 1963

Rd.Player	Pos.	College	Sel. #
1. Bill Munson	QB	Utah State	7
2. Choice to Chicago Bears			
3. (A) John Mims	T	Rice	31
3. (B) Willie Brown	RB	USC	32
3. (C) Jerry Richardson	DB	West Texas State	35
3. (D) Roger Pillath	T	Wisconsin	39
4. Choice to New York Giants			
5. Ken Henson	C	TCU	63
6. Herman Johnson	HB	Michigan State	77
7. John Vornell	T	West Texas State	91
8. Bucky Pope	WR	Catawba	105
9. Jerry Burton	B	Northwestern State (LA)	119
10. (A) Ron Smith	QB	Richmond	131
10. (B) Gary Larsen	T	Concordia (MN)	133
11. John Farris	T	San Diego State	147
12. Bill Dawson	WR	Florida State	161
13. Marvin Harris	C	Stanford	175
14. John Garrett	LB	Oklahoma	189
15. Mike Mayne	E	Idaho	203
16. Phil Zera	RB	St. Joseph's (IN)	217
17. Jim Galmin	E	Tampa	231
18. Tom Smith	G	Villanova	245
19. Bob Cherry	E	Wittenberg	259
20. Bob Hohn	HB	Nebraska	273

1963

December 3, 1962

Rd.Player	Pos.	College	Sel. #
1. (A) Terry Baker	RB	Oregon State	1
1. (B) Rufus Guthrie	G	Georgia Tech	10
2. Tom Nomina	T	Miami (OH)	15
3. (A) Dave Costa	G	Utah	29
3. (B) John Baker	LB	Mississippi State	37
4. John Griffin	DB	Memphis State	34
5. (A) Joe Auer	B	Georgia Tech	57
5. (B) Roland Benson	T	Miami (FL)	60
5. (C) Don Chuy	T	Clemson	67
6. (A) George Saimes	RB	Michigan State	71
6. (B) Terry Monaghan	T	Penn State	79
7. Bill Zorn	T	Michigan State	85
8. Anton Peters	T	Florida	99
9. Mel Profit	E	UCLA	113
10. Curt Farrier	T	Montana State	127
11. Dave Theisen	B	Nebraska	141
12. Billy Moody	B	Arkansas	155
13. Al Hildebrand	T	Stanford	169
14. Alan Arbuse	T	Rhode Island	183
15. Larry Campbell	WR	Toledo	197
16. Walter Burden	LB	McNeese State	211
17. Jerrel Wilson	LB/K	Southern Mississippi	225
18. Buddy Soefker	B	LSU	239
19. Dornel Nelson	B	Arizona State	253
20. Bill Redell	DB	Occidental	267

1962

December 4, 1961

Rd.Player	Pos.	College	Sel. #
1. (A) Roman Gabriel	QB	North Carolina State	2
1. (B) Merlin Olsen	T	Utah State	3
2. Joe Carollo	T	Notre Dame	16
3. (A) John Meyers	T	Washington	31
3. (B) John Cornett	T	Rice	33
4. Art Perkins	FB	North Texas State	44
5. Choice to New York Giants			
5. (A) Jim Smith	T	Penn State	60
5. (B) Ben Wilson	FB	USC	68
6. Choice to New York Giants			
7. (A) Sherwyn Thorson	G	Iowa	87
7. (B) Jim Bakken	K	Wisconsin	88
8. Dick Farris	G	North Texas State	100
9. Ike Lassiter	T	St. Augustine	115
10. Jim Norris	T	Houston	129
11. Bert Wilder	T	North Carolina State	143
12. Marv Marinovich	T	USC	156
13. Bob Fernside	HB	Bowling Green	171
14. Gary Henson	E	Colorado	184
15. Walter Nikirk	T	Houston	199
16. Ron Skufca	T	Purdue	212
17. David Steadman	T	Georgia Tech	227
18. Charlie Furlow	QB	Mississippi State	240
19. Gerard Barto	T	Drake	255
20. Foster Andersen	T	UCLA	268

1961

December 27-28, 1960

Rd.Player	Pos.	College	Sel. #
1. Marlin McKeever	LB	USC	4
2. Elbert Kimbrough	E	Northwestern	18
3. (A) Harold Beaty	G	Oklahoma State	32
3. (B) Ron Miller	QB	Wisconsin	41
4. Choice to New York Giants			
4. Charlie Cowan	T	NM Highlands	45
5. Willie Hector	G	Pacific	60
6. (A) Bruce Olderman	T	Allegheny College	74
6. (B) Larry Wood	B	Northwestern	75
7. Bobby Smith	B	UCLA	88

8. Reg Carolan	E	Idaho	102
9. Duane Allen	E	Santa Ana J.C.	116
10. Joe Scibelli	T	Notre Dame	130
11. Bob Lane	E	Baylor	144
12. Walt Mince	B	Arizona	158
13. Mike McKeever	G	USC	172
14. David (Deacon) Jones	T	MS Valley State	186
15. Ernie Wright	T	Ohio State	200
16. Mike Zeno	G	Virginia Tech	241
17. Chuck Allen	G	Washington	228
18. Bill Williamson	T	Bakersfield J.C.	242
19. Lou Zivkovich	T	New Mexico State	256
20. Al Lederle	E	Georgia Tech	270

1960

Date Unknown

Rd. Player	Pos.	College	Sel. #
1. Billy Cannon	B	LSU	1
2. Choice to Chicago Cardinals			
3. (A) Charley Britt	QB	Georgia	25
3. (B) Pervis Atkins	HB	New Mexico State	30
4. Choice to Chicago Cardinals			
5. Charley Janerette	T	Penn State	49
6. (A) Jerry Stalcup	G	Wisconsin	62
6. (B) Don Ellersick	E	Washington State	66
7. Ron Morrison	T	New Mexico	73
8. Carrol Dale	E	Virginia Tech	86
9. Marv Luster	E	UCLA	97
10. Curtis McClinton	HB	Kansas	110
11. Ken Young	HB	Valparaiso	121
12. Doug Pat Brown	G	Fresno State	134
13. James Jones	E	SMU	145
14. Harold Stanger	C	North Texas State	158
15. Harry Rakowski	C	Citadel	169
16. Donald Kaczmarek	T	North Dakota	182
17. Emanuel Congedo	E	Villanova	193
18. Tom Gates	B	San Bernardino Valley J.C.	206
19. Jim Boeke	T	Heidelberg	217
20. Royce Shelton	HB	Stephen F. Austin	230

1959

*December 2, 1958 (Rounds 1-4)
January 21, 1959 (Rounds 5-30)*

Rd. Player	Pos.	College	Sel. #
1. (A) Dick Bass	RB	Pacific	2
1. (B) Paul Dickson	T	Baylor	9
2. (A) Buddy Humphrey	QB	Baylor	16
2. (B) Don Brown	B	Houston	20
3. (A) Larry Hickman	B	Baylor	31
3. (B) Tom Franckhauser	E	Purdue	33
4. (A) Blanche Martin	B	Michigan State	43
4. (B) John Tracey	E	Texas A&M	44
4. (C) Bob Reifsnnyder	T	Navy	45
5. John Lands	E	Montana State	65
6. Dave Painter	C	Tulane	69
7. Eddie Meador	B	Arkansas Tech	80
8. Bill Conner	E	Jackson State	93
9. Larry Cundiff	T	Michigan State	104
10. Alan Goldstein	E	North Carolina	117
11. Joe Kelly	B	New Mexico State	128
12. Mike Connelly	C	Utah State	141
13. Al Witcher	E	Baylor	152
14. Pete Davidson	T	Citadel	165
15. Walt Kelly	B	Houston	176
16. Ted Royal	C	Duke	189
17. Dave Wilemon	T	SMU	200
18. Dave Van Metre	E	Colorado College	213
19. Carver Shannon	B	Southern Illinois	224
20. Ross Coyle	E	Oklahoma	237
21. Marv Bergmann	T	Washington	248
22. Bill Meglen	G	Utah State	261
23. George Deiderich	G	Vanderbilt	272
24. Tom Campbell	B	Indiana	285
25. Bob Borah	E	Houston	296
26. Bill Strumke	B	Georgia	309
27. Alex Kroll	C	Rutgers	320
28. Rafer Johnson	B	UCLA	333
29. Ernie Moore	E	Alabama State	344
30. Don Millich	B	Washington	357

1958

*December 2, 1957 (Rounds 1-4)
January 28, 1958 (Rounds 5-30)*

Rd. Player	Pos.	College	Sel. #
1. (A) Lou Michaels	T	Kentucky	3
1. (B) Jim (Red) Phillips	E	Auburn	5
2. Clendon Thomas	B	Oklahoma	19
3. Jim Jones	B	Washington	30
4. (A) Urban Henry	T	Georgia Tech	37
4. (B) John Guzik	G	Pittsburgh	41
4. (C) Frnak Woidzik	T	Buffalo	43
5. (A) Frank Ryan	QB	Rice	54
5. (B) John Baker	T	North Carolina Central	56
6. Floyd Iglehart	B	Wiley College (TX)	67
7. Bill Jobko	G	Ohio State	80
8. Bobby Marks	B	Texas A&M	91
9. Gene Salawaski	T	Purdue	104
10. Al Jacks	QB	Penn State	115
11. Gerry Schweitzer	E	Pacific	128
12. Ron Claiborne	T	Kansas	139
13. Anthony Kolodziej	E	Michigan State	152
14. Bill Mason	B	UCLA	163
15. Richard Johnston	C	Southern Mississippi	176
16. Clint Westemeyer	E	St. Ambrose (IA)	187
17. Bill Thomas	C	Clemson	200
18. Coy Scott	T	McNeese State	211
19. Dick Dorsey	E	USC	224
20. George Colbert	B	Denver	235
21. Ron Parrish	QB	Linfield (OR)	248
22. Bill Steiger	E	Washington State	259
23. Gary Barry	B	East Texas State	272
24. Larry Harding	E	Michigan State	283
25. Bill Atkins	T	San Jose State	296
26. Corky Bridges	B	Central Washington	307
27. Alonzo Vereen	B	Florida A&M	320
28. Gordy Morrow	E	Michigan	331
29. O'Jay Bourgeois	B	Arizona State	344
30. Walter Fondren	B	Texas	354

1957

*November 27, 1956 (Rounds 1-4)
January 31, 1957 (Rounds 5-30)*

Rd. Player	Pos.	College	Sel. #
1. (A) Jon Arnett	B	USC	1
1. (B) Del Shofner	B	Baylor	10
2. Jack Pardee	B	Texas A&M	14
3. (A) Billy Ray Smith	T	Arkansas	25
3. (B) George Strugar	DT	Washington	26
4. (A) Bobby Cox	B	Minnesota	37
4. (B) Lamar Lundy	E	Purdue	46
5. (A) Dean Derby	B	Washington	50
5. (B) Dick Enright	G	USC	56
6. Roy Williams	E	Georgia	63
7. Ed Gray	T	Oklahoma	74
8. (A) Roy Hord	T	Duke	87
8. (B) Charlie Bradshaw	T	Baylor	93
9. John Mitchell	C	TCU	98
10. Warren Spragg	T	Hillsdale (MI)	111
11. Don Smith	T	Miami (OH)	122
12. Don Klochak	B	North Carolina	135
13. Bob Wolfended	B	Virginia Tech	146
14. Joe Lazzarino	T	Maryland	159
15. Ed Hinman	B	Wichita State	170
16. John Luck	T	Georgia	183
17. David Tripett	T	Hillsdale (MI)	194
18. Clarence Cook	E	Nebraska	207
19. Bill Zuhowski	T	Arizona State	218
20. Byron Beams	T	Notre Dame	231
21. Pat Pinkston	E	UCLA	242
22. Paige Cothren	B	Mississippi	255
23. Dalva Allen	B	Houston	266
24. Darryl Rogers	B	Fresno State	279
25. Jimmy Orr	B	Georgia	290
26. Dick Blakely	B	Minnesota	303
27. Clancy Osborne	E	Arizona State	314

28. Bob Gudath	E	Compton J.C.	327
29. Dean Maas	C	Minnesota	338
30. Lee Williams	B	Ohio State	351

1956

November 29, 1955 (Rounds 1-3)
January 17, 1956 (Rounds 4-30)

Rd. Player	Pos.	College	Sel. #
1. (A) Joe Marconi from New York Giants	B	West Virginia	5
1. (B) Charlie Horton	B	Vanderbilt	10
2. (A) Leon Clarke from Detroit	E	USC	19
2. (B) Hugh Pitts	C/B	TCU	22
3. (A) A.D. Williams from Green Bay	DE	Pacific	31
3. (B) John Marshall	B	SMU	34
4. (A) Willie Berzinski from Washington	B	Wisconsin-LaCrosse	45
4. (B) Jim Carmichael	E	California	47
5. (A) Jim Freeman from San Francisco	E	Iowa	50
5. (B) Herb Nakken from Chicago Cardinals	B	Utah	52
5. (C) Jesse Whittenton	B	Texas Western	59
6. Eddie Vincent	B	Iowa	71
7. Jack Morris	B	Oregon	83
8. George Boyer	LB	Florida State	95
9. Maury Woolford	T	Louisville	107
10. Charlie Sticka	B	Trinity (CT)	119
11. Jim Decker	B	UCLA	131
12. Em Lindbeck	B	Illinois	143
13. Mike Norcia	B	Kent State	155
14. Tom Runnels	B	North Texas State	167
15. Dick Shatto	B	Kentucky	179
16. Arnie Pelluer	E	Washington State	191
17. Jack Butler	T	Kentucky	203
18. Jack Klotz	T	Widener	215
19. Charlie Dees	T	McNeese State	227
20. John Coyne	T	Westchester (PA)	239
21. Milton Robichaux	E	Trinity (TX)	251
22. Dick Fouts	E	Missouri	263
23. Al Paulson	B	Washington State	275
24. Sam Williams	DE	Michigan State	287
25. Glen Tunning	G	Pittsburgh	299
26. Hardiman Cureton	T	UCLA	311
27. Roger Seisel	T	Miami (OH)	323
28. John Morrow	T	Michigan	335
29. Mickey Bates	B	Illinois	347
30. Dick Kackmeister	C	Central Michigan	358

1955

January 27-28

Rd. Player	Pos.	College	Sel. #
1. Larry Morris	C	Georgia Tech	6
2. (A) Ron Waller	B	Maryland	14
2. (B) Bob Long from Pittsburgh	B	UCLA	17
2. (C) Cecil (Corky) Taylor	B	Kansas State	18
2. (D) Sid Fournet from New York Giants	T	LSU	19
3. Choice to New York Giants			
4. (A) Tom Feamster	E	Florida State	39
4. (B) Ed Fouch	T	USC	42
5. Ed Kelley	B	Texas	54
6. Corky Tharp	B	Alabama	66
7. Frank Clayton	B	USC	78
8. Billy Teas	B	Georgia Tech	90
9. John Witte	T	Oregon State	102
10. (A) Jesse Arnelle from Baltimore	E	Penn State	111
10. (B) Claude Harland	E	Texas Tech	114
11. Joe Ray	T	UCLA	126
12. Jim Hanifan	E	California	138
13. Dave Parkinson	B	Texas	150
14. George Elliott	B	NE Oklahoma	162
15. Robert Hoerning	B	St. Norbert	174
16. Charles Coates	T	Tulane	186
17. Gene Mitcham	E	Arizona State	198
18. Clyde Sweeney	T	West Virginia	210
19. John Davis	E	Miles (AL)	222
20. Jack Muldowney	T	Dayton	234
21. Jerry Cvengros	T	Wisconsin	246
22. Ken Elmore	T	Texas Tech	258

23. George Medved	T	Florida	270
24. Bill Andrews	B	Trinity (TX)	282
25. Ralph Cook	T	Ball State	294
26. Lou Hallow	C	Wake Forest	306
27. Bruce Nevitt	C	Washington State	318
28. Jim Hoffman	B	Cincinnati	342
29. Bob Howe	B	Cincinnati	342
30. K.C. Jones	E	San Francisco	354

1954

January 28

Rd. Player	Pos.	College	Sel. #
1. Ed Beatty	C	Mississippi	9
2. Maurice Gillioz	T	Houston	21
3. (A) Jim Kincaid from Baltimore	B	South Carolina	28
3. (B) Tom Nickloff from Washington	E	USC	31
3. (C) Henry Hair	E	Georgia Tech	33
4. (A) Lester McClelland from Pittsburgh	T	Syracuse	42
4. (B) Norm Nygaard	B	San Diego State	45
5. (A) Charlie Allen from Philadelphia	T	San Jose State	56
5. (B) Art Hauser	T	Xavier	57
6. Ken Panfil	T	Purdue	69
7. Charley Weeks	T	USC	81
8. George Black	E	Washington	93
9. Alex Bravo	B	Cal Poly-SLO	105
10. (A) Ed Hughes from Philadelphia	B	Tulsa	116
10. (B) Joe Katchik	E	Notre Dame	111
11. Duane Wardlow	T	Washington	129
12. Jack Maulsby	T	North Carolina	141
13. Sam Hensley	E	Georgia Tech	153
14. Mitchell Johnson	B	Bishop (TX)	165
15. Ed Elliot	B	Richmond	177
16. Roger Frey	T	Georgia Tech	189
17. Ed Wilhelm	C	Houston	201
18. Stan Sheriff	G	Cal Poly-SLO	213
19. Frank Givens	T	Georgia Tech	225
20. Bob Dougherty	B	Cincinnati	237
21. Jerry Cooper	T	West Virginia	249
22. Ray Pacer	T	Purdue	261
23. Don Marks	B	California	273
24. Ed Brookman	T	West Virginia	285
25. Dick Miller	B	Baldwin-Wallace	297
26. Glen Holtzman	T	North Texas State	309
27. Entee Shine	E	Notre Dame	321
28. Dick Mann	B	Case Western Reserve	333
29. Dick Dietrick	E	Pittsburgh	345
30. Frank Metzke	T	Marquette	357

1953

January 22

Rd. Player	Pos.	College	Sel. #
1. (A) Donn Moomaw from Philadelphia	LB	UCLA	9
1. (B) Ed Barker	E	Washington State	12
2. Rudy Bukich	B	USC	24
3. Bob Fry	T	Kentucky	36
4. Willie Roberts	E	Tulsa	48
5. Tom Scott	E	Virginia	60
6. (A) Paul Miller from Washington	T	LSU	64
6. (B) Howie Waugh	B	Tulsa	72
7. Bobby Reynolds	B	Nebraska	84
8. Bob Morgan	T	Maryland	96
9. Brad Myers	B	Bucknell	108
10. Mick Lakos	B	Vanderbilt	120
11. Jim Bailey	B	Miami (OH)	120
12. Chuck Doud	G	UCLA	144
13. Andy Matto	T	Cincinnati	156
14. Frank James	G	Houston	168
15. Tom Carroll	B	Oklahoma	180
16. Ben DeLoe	T	Mississippi State	192
17. Harland Svare	E	Washington State	204
18. Lew Jones	T	Wabash (IN)	216
19. Jack Ellena	T	UCLA	228
20. Bob Morford	B	College of Idaho	240
21. Dick Gordon	T	Toledo	252
22. George Porter	T	SW Texas State	264
23. Larry Willoughby	B	Fresno State	276
24. Marlow Gudmundson	B	North Dakota State	288
25. Ed Clemens	C	Dayton	300

26.Louie Yourkowski	T	Washington	312
27.Lou Welsch	C	USC	324
28.Jim Murray	T	Montana	336
29.Ray Lewis	E	Boise J.C.	348
30.Fritz Phren	B	College of the Ozarks	359

1952

<i>January 17</i>			
Rd.Player	Pos.	College	Sel. #
1. (A) Bill Wade bonus choice	B	Vanderbilt	1
1. (B) Bob Carey	E	Michigan State	12
2. Bob Griffin	T	Arkansas	24
3. Dewey McConnell	E	Wyoming	36
4. (A) Ken Casner from Chicago Cardinals	T	Baylor	39
4. (B) Volney (Skeet) Quinlan	B	San Diego State	48
5. Gordon Polofsky	B	Tennessee	60
6. (A) Duane Putnam from Pittsburgh	G	Pacific	65
6. (B) Jerrell Price	T	Texas Tech	72
7. Burt Delevan	T	Pacific	84
8. Tom McCormick	B	Pacific	96
9. Byron Townsend	B	Texas	108
10.Luke Welch	T	Baylor	120
11.Sam Baker	B	Oregon State	132
12.Jake Roberts	B	Tulsa	144
13.Aubrey (Red) Phillips	C	Texas Tech	156
14.Joe Moss	T	Maryland	168
15.Bill Hegarty	T	Villanova	180
16.Bob Hooks	E	USC	192
17.John Griggs	C	Kentucky	204
18.Bob Dees	T	SW Missouri State	216
19.Harry Geldien	B	Wyoming	228
20.Ed Weber	B	William & Mary	240
21.Art Preston	B	San Diego State	252
22.Joe Pahr	B	Valparaiso	264
23.Choice to Cleveland			
24.Rich Kelnhofer	G	St. Ambrose (IA)	288
25.Len Teeuws	T	Tulane	300
26.Frank Fuller	T	Kentucky	312
27.Hugh Meyer	C	Texas A&M	324
28.Granville Hart	B	Southern Mississippi	336
29.Gerry Perry	T	California	348

1951

<i>January 18-19</i>			
Rd.Player	Pos.	College	Sel. #
1. Bud McFadin	G	Texas	10
2. Herb Rich	B	Vanderbilt	23
3. Charley Toogood	T	Nebraska	34
4. George Kinek	B	Tulane	46
5. Tony Momsen	C	Michigan	59
6. Norb Hecker	E	Baldwin-Wallace	70
7. Alan Egler	B	Colgate	82
8. Hugo Primiani	T	Boston University	95
9. Nolan Lang	B	Oklahoma	106
10.Roland Kirby	B	Washington	118
11.John Natyshak	B	Tampa	131
12.Don Hardey	B	Pacific	142
13.Joe Reid	C	LSU	154
14.Rob McCoy	B	Georgia Tech	167
15.Odie Posey	B	Southern	178
16.Bill Robertson	E	Memphis State	190
17.Hal Riley	E	Baylor	203
18.Dick Daugherty	G	Oregon	214
19.Andy Robustelli	E	Arnold (CT)	226
20.Jim Nutter	E	Wichita State	239
21.Earl Stelle	B	Oregon	250
22.Billy Baggett	B	LSU	262
23.Dean Thomas	T	Michigan State	275
24.Harry Abeltin	T	Colgate	286
25.Jackie Calvert	T	Clemson	298
26.Howie Ruetz	T	Loras (IA)	311
27.Al Brosky	B	Illinois	322
28.Sterling Wingo	B	Virginia Tech	334
29.Earl Jackson	B	Texas Tech	347
30.Alvin Hanley	B	Kentucky State	358

1950

<i>January 21-22</i>			
Rd.Player	Pos.	College	Sel. #
1. (A) Ralph Pasquariello from Chicago Cardinals	B	Villanova	8
1. (B) Stan West	G	Oklahoma	11
2. Bob Fuchs	G	Missouri	24
3. Don Murray	T	Penn State	37
4. Ben Proctor	E	Texas	50
5. Dick McKissack	B	SMU	63
6. Orville Langrell	T	Oklahoma City	76
7. Cliff Coggin	E	Southern Mississippi	89
8. Woodley Lewis	B	Oregon	102
9. Les Cowan	E	McMurry State (TX)	115
10.Jay Van Noy	B	Utah State	128
11.(A) Jay Rounly from New York Giants	B	USC	136
11.(B) Fred Stuvek	G	West Virginia	141
12.John Lunney	G	Arkansas	154
13.Tom Winbigler	B	College of Idaho	167
14.Bill Trautwein	T	Ohio State	180
15.Dave Stephenseon	C	West Virginia	193
16.Jim Maloney	E	Fordham	205
17.Harry Haugold	T	Rensselaer (NY)	219
18.Bobby Collier	T	SMU	232
19.John Smith	E	Arizona	245
20.Bill Young	B	Hillsdale (MI)	258
21.Bill Klein	E	Hanover (IN)	271
22.Doug Barber	B	Dakota Wesleyan	284
23.Jim Bird	T	USC	297
24.Joe Joiner	E	Austin (TX)	310
25.Dan (Deacon) Towler	B	Washington & Jefferson	323
26.Otto Haldy	T	Mankato State	336
27.Hal Kilman	T	TCU	349
28.Junior Morgan	E	San Jose State	362
29.Bob Hack	E	Pacific	375
30.Bill Lange	G	Dayton	388

1949

<i>December 21</i>			
Rd.Player	Pos.	College	Sel. #
1. Bobby Thomason	B	Virginia Military	7
2. George Sims	B	Baylor	17
3. Jim Winkler	T	Texas A&M	27
4. Norm Van Brocklin	QB	Oregon	37
5. Earl (Dixie) Howell	B	Mississippi	47
6. Charles Reynolds	B	Texas Tech	57
7. (A) Jerry Williams from Green Bay	B	Washington State	63
7. (B) Jon Baker	G	California	67
8. John Waldrum	G	Sul Ross (TX)	77
9. Johnny Smith	E	Arizona	87
10.(A) George Buksar from Green Bay	B	Purdue	94
10.(B) Max Minnich	B	Bowling Green	97
11.Jim Cozad	T	Iowa	107
12.Bill Renna	G	Santa Clara	117
13.Paul Barry	B	Tulsa	127
14.Ed Carmichael	T	Oregon State	137
15.J.C. Dodd	B	Sul Ross (TX)	147
16.Joe Morgan	G	Southern Mississippi	157
17.Dick Sheffield	E	Tulane	167
18.Hillary Chollet	B	Cornell	177
19.Joe Leonard	T	Virginia	187
20.Lloyd Eisenberg	T	Duke	197
21.George Teufel	B	Lock Haven (PA)	207
22.Ed Hamilton	E	Arkansas	217
23.Walt Kersulis	E	Illinois	227
24.Fred Klemenok	B	San Francisco	237
25.Clay Matthews	T	Georgia Tech	247

1948

<i>December 19, 1947</i>			
Rd.Player	Pos.	College	Sel. #
1. Choice to Detroit			
2. Tom Keane	B	West Virginia	18
3. Bruce Bailey	B	Virginia	30
4. George Grimes	B	Virginia	40
5. (A) Gene Ruzzkowski from Boston	T	Ohio University	49
5. (B) Noel Cudd	T	West Texas State	50
6. Bob Walker	B	Colorado Mines	60
7. Mike Graham	B	Cincinnati	70
8. Glenn Johnson	T	Arizona State	80

9. Johnny Zisch	E	Colorado	90
10. Atherton (Pinky) Phleger	T	Stanford	100
11. Bob Heck	E	Purdue	110
12. Bill Schroll	B	LSU	120
13. Bob Dement	T	Southern Mississippi	130
14. Charley Schoenherr	B	Wheaton	140
15. Larry Brink	E	Northern Illinois	150
16. Bill (Zeke) O'Conner	G	Notre Dame	160
17. Bill Nelson	B	Montana State	170
18. Jim Rees	T	North Carolina State	180
19. Ray Borneman	B	Texas	190
20. Ray Yagiello	T	Catawba	200
21. John Pesek	E	Nebraska	210
22. Charlie DeAutremont	B	Southern Oregon	220
23. Bob Levenhagen	G	Washington	230
24. Leon Cooper	T	Albright	240
25. Jim Wade	B	Oklahoma City	250
26. Ken Sinofsky	G	Nevada-Reno	260
27. Bobby Jack Stuart	B	Army	270
28. Hilliard (Junior) Crum	E	Arizona	280
29. Tony Kunkiewicz	B	Trinity (CT)	288
30. Bill Taylor	E	Rice	295

1947

December 16, 1946

Rd. Player	Pos.	College	Sel. #
1. Herman Wedemeyer	B	St. Mary's (CA)	8
2. Don Paul	C	UCLA	20
3. Gordon Gray	B	USC	32
4. Paul Evenson	T	Oregon State	42
5. Bill Smyth	T	Cincinnati	52
6. Bill McGovern	C	Washington	62
7. Max Partin	B	Tennessee	72
8. Carl Samuelson	T	Nebraska	82
9. Russ Steger	B	Illinois	92
10. Dante Lavelli	E	Ohio State	102
11. Mike Dimitro	G	UCLA	112
12. John Kissell	T	Boston College	122
13. George Fuchs	B	Wisconsin	132
14. Ralph Chubb	B	Michigan	142
15. Don Hardy	E	USC	152
16. Ed Champagne	T	LSU	162
17. Jimmy Dewar	B	Indiana	172
18. Bernie Rieges	B	UCLA	182
19. Leon McLaughlin	C	UCLA	192
20. Chuck Elliott	T	Oregon	202
21. Lou Levanti	C	Illinois	212
22. J.D. Cheek	T	Oklahoma A&M	222
23. Bob Dal Porto	B	California	232
24. Gene Standefer	B	Texas Tech	242
25. Bob David	B	Villanova	252
26. Jim Hunnicutt	B	South Carolina	262
27. John Comer	B	Holy Cross	272
28. Hal Dean	G	Ohio State	282
29. James Atwell	B	South Carolina	290
30. Bob Prymuski	G	Illinois	298

1946

January 14

Rd. Player	Pos.	College	Sel. #
1. Emil Sitko	B	Notre Dame	10
2. Don Samuel	B	Oregon State	20
3. Don Paul	C	UCLA	30
4. Newell Oestreich	B	California	40
5. Lafayette King	E	Georgia	50
6. Joe Whisler	B	Ohio State	60
7. Mike Schumchyk	G	Arkansas	70
8. Joe Signaigo	G	Notre Dame	80
9. Tom Phillips	B	Ohio State	90
10. Ted Strojny	T	Holy Cross	100
11. George Strohmeier	C	Notre Dame	110
12. Bob Palladino	B	Notre Dame	120
13. Dick Lorenz	E	Oregon State	130
14. Larry Bouley	B	Georgia	140
15. Gasper Urban	G	Notre Dame	150
16. Bob Wise	G	Colorado	160
17. Jerry Ford	E	Notre Dame	170
18. Rob Albrecht	B	Marquette	180
19. Cluff Lewis	B	Duke	190
20. Bob Richardson	T	Marquette	200
21. Derald Lebow	B	Oklahoma	210
22. Bill Lippincott	B	Washington State	220
23. Kay Jamison	E	Florida	230
24. D.J. Gambrell	C	Alabama	240
25. Joe Ben Dickey	B	Colorado	250

26. Mart Grbovaz	E	San Francisco	260
27. Jay Perrin	T	USC	270
28. Frank Plant	C	Georgia	280
29. Dale Cowan	T	Kansas State	290
30. John West	B	Oklahoma	300

1945

April 8

Rd. Player	Pos.	College	Sel. #
1. (A) Elroy (Crazylegs) Hirsch	B	Wisconsin	5
1. (B) Milan Lazetich	T	Michigan	15
2. (A) W.G. Wooten	E	Oklahoma	21
2. (B) Jack Zilly	E	Notre Dame	32
3. Roger Harding	C	California	37
4. Jerry Cowhig	B	Notre Dame	46
5. Fred Negus	C	Wisconsin	59
6. Johnny August	B	Alabama	70
7. Dick Huffman	T	Tennessee	81
8. Vern Walters	B	Alma	92
9. Tom Fears	E	UCLA	103
10. Joe Winkler	C	Purdue	114
11. Jack Aland	T	Alabama	125
12. Chuck Uknes	B	Iowa	136
13. Bill Lund	B	Case Western Reserve	147
14. Bob Barton	E	Holy Cross	158
15. Dick Hoerner	B	Iowa	169
16. Lee Kennon	T	Oklahoma	180
17. Eagle Matulich	B	Mississippi State	191
18. Bill Griffin	T	Kentucky	202
19. Leroy Erickson	B	Oregon	213
20. Ray Evans	T	UTEP	224
21. Luke Higgins	T	Notre Dame	235
22. Stan Nowak	E	South Carolina	248
23. Gene Knopopke	G	Villanova	257
24. Ray Florek	B	Illinois	266
25. Russ Perry	B	Wake Forest	279
26. Pat West	B	USC	290
27. Bill Davis	B	Oregon	301
28. Charley Compton	T	Alabama	312
29. Did not draft			
30. Did not draft			

1944

April 19

Rd. Player	Pos.	College	Sel. #
1. Tony Butkovic	B	Illinois	11
2. Gill Bouley	T	Boston College	26
3. Bob Waterfield	B	UCLA	42
4. Al Akins	B	Washington State	53
5. George Cheverko	B	Fordham	64
6. Stan Stasica	B	South Carolina	75
7. Fred Boensch	T	Stanford	86
8. Bob Shaw	E	Ohio State	97
9. Joe Andrejco	B	Fordham	108
10. Pat Filley	G	Notre Dame	119
11. Bob Erickson	B	Washington	130
12. Mal Maceau	C	Marquette	141
13. Frank (Bud) Hubbell	E	Tennessee	152
14. John Aguirre	T	USC	163
15. Aubrey Clayton	B	Auburn	174
16. Ziggy Zamlynski	B	Villanova	185
17. Bob McBride	C	Notre Dame	196
18. Joe Yackanich	T	Fordham	207
19. John Creevey	B	Notre Dame	218
20. David Paul Jones	B	Arkansas	229
21. Jim Pharr	C	Auburn	240
22. Joe Warlick	B	Mississippi State	251
23. Bart Gianelli	G	Santa Clara	262
24. Charley Kuhn	B	Kentucky	273
25. Jim Smith	T	Colorado	284
26. Ray Donelli	B	Duquesne	295
27. John Hughes	E	Mississippi State	306
28. Dick McPhee	B	Georgia	317
29. Jim McLeod	E	LSU	328
30. San Kudlacz	C	Notre Dame	329

1943

April 8

Rd. Player	Pos.	College	Sel. #
1. Mike Holovak	B	Boston College	5
2. (A) Tom Farmer	B	Iowa	15
2. (B) Fred Naumetz	C	Boston College	20
3. (A) Chuck Taylor	G	Stanford	30
3. (B) Clyde Johnson	T	Kentucky	35

4. Les Horvath	B	Ohio State	45
5. Bill Henderson	E	Texas A&M	55
6. Bill Parker	E	Iowa	65
7. Al Solari	B	UCLA	75
8. Homer Simmons	T	Oklahoma	86
9. Tom Roblin	B	Oregon	95
10. Bill Vickroy	C	Ohio State	105
11. Tom Alberghini	G	Holy Cross	115
12. Sam Sharp	E	Alabama	125
13. Dick Kieppe	B	Michigan State	135
14. Cullen Rogers	B	Texas A&M	145
15. Walt Ruark	G	Georgia	155
16. Bert Davis	C	Utah	165
17. Jay Fidler	T	Brown	175
18. Carl Falk	T	Washington	185
19. Tom Coll	E	St. Mary's (CA)	195
20. Mark McCorkle	B	Washington	205
21. Ed Moshofsky	T	Oregon	215
22. Hal Adams	B	Missouri	225
23. Jim Shephard	E	Oregon	235
24. Jack Stetler	B	Pittsburgh	245
25. Jeff Davis	C	Missouri	255
26. Steve Pritko	E	Villanova	265
27. Floyd Konetsky	G	Florida	275
28. Willie Miller	G	LSU	285
29. Did not draft			
30. Did not draft			

1942

December 22, 1941

Rd. Player	Pos.	College	Sel. #
1. (A) Jack Wilson	B	Baylor	2
1. (B) Jack Jacobs	B	Oklahoma	12
2. (A) Roger Eason	T	Oklahoma	17
2. (B) Len Levy	G	Minnesota	27
3. Orville Matthews	B	Oklahoma	32
4. Mike Sweeney	E	Texas	42
5. Italo Rossi	T	Purdue	52
6. Bob Brumley	B	Rice	62
7. Hubert Ulrich	E	Kansas	72
8. Bob deLauer	T	USC	82
9. Ben Hightower	E	Sam Houston State	92
10. Walt Zirinsky	B	Lafayette	102
11. Ray Bradfield	E	Santa Clara	112
12. Tom Greene	T	Georgia	122
13. Ike Peel	B	Tennessee	132
14. Glenn Henicle	G	Tulsa	142
15. Don Clawson	B	Northwestern	152
16. Jack Graf	B	Ohio State	162
17. Bill Regner	E	Oregon	172
18. Gene Conley	T	Washington	182
19. Did not draft			
20. Did not draft			

1941

December 10, 1940

Rd. Player	Pos.	College	Sel. #
1. Rudy Mucha	C	Washington	4
2. Marshall Shires	T	Tennessee	14
3. Jay MacDowell	E	Washington	19
4. Walt Luther	B	Nebraska	29
5. Chet Haliska	B	Oregon	34
6. Jim Kisselburgh	B	Oregon State	44
7. Ray Prochaska	E	Nebraska	54
8. Tony Gallovich	B	Wake Forest	64
9. Milt Simington	G	Arkansas	74
10. John Pendergast	C	Wake Forest	84
11. Nick Drahos	T	Cornell	94
12. Harold Panches	G	Colorado	104
13. Bill McMurray	E	Murray State	114
14. Bill Elmore	B	California	124
15. Warren Desmore	C	Toledo	134
16. Gordon Wilson	G	UTEP	144
17. Kirk Hershey	E	Cornell	154
18. Cobbie Lee	E	Murray State	164
19. Harold Hursh	B	Indiana	174
20. Leo Barnes	T	LSU	184

1940

December 9, 1939

Rd. Player	Pos.	College	Sel. #
1. Olie Cordill	B	Rice	5
2. Merl Condit	B	Carnegie-Mellon	15

3. Johnny Haman	C	Northwestern	25
4. Bob Wood	T	Alabama	35
5. Park Myers	T	Texas	45
6. Ken Heineman	E	Texas Mines	55
7. Bob Nowaskey	B	George Washington	65
8. Bob Anahu	E	Santa Clara	75
9. Wilfrid Thorpe	G	Arkansas	85
10. Herb Smith	B	St. Mary's (CA)	95
11. Boyd Clay	T	Tennessee	105
12. Jim Goolsby	C	Mississippi State	115
13. Jack (Shag) Gregory	T	Tenn.-Chattanooga	125
14. Pete Bogden	E	Utah	135
15. Owen Goodnight	B	Hardin-Simmons	145
16. Morris Kohler	B	Oregon State	155
17. Jack Nix	B	Mississippi State	165
18. Ralph Stevenson	G	Oklahoma State	175
19. Dante Magnani	B	St. Mary's (CA)	185
20. Luke Lincoln	T	Kentucky	195

1939

December 9, 1938

Rd. Player	Pos.	College	Sel. #
1. Parker Hall	B	Mississippi	3
2. Gaylon Smith	B	Southwestern	13
3. Elmer Tarbox	B	Texas Tech	23
4. Wally Garard	T	St. Mary's (CA)	33
5. Eddie Gallo	T	LSU	43
6. Bernie McGarry	T	Utah	53
7. Gerry Dowd	C	St. Mary's (CA)	63
8. Warren (Bronco) Brunner	B	Tulane	73
9. Lew Bostick	G	Alabama	83
10. Frank Petrick	E	Indiana	93
11. Sid Roth	G	Cornell	103
12. Chet Adams	T	Ohio University	113
13. Joel Hiitt	E	Mississippi College	123
14. John Ryland	C	UCLA	133
15. Ben Friend	T	LSU	143
16. Gordon Reupke	B	Iowa State	153
17. Mike Perrie	B	St. Mary's (CA)	163
18. Alex Atty	G	West Virginia	173
19. Bill Lane	B	Bucknell	183
20. Paul Graham	B	Indiana	193
20. Luke Lincoln	T	Kentucky	195

1938

December 12, 1937

Rd. Player	Pos.	College	Sel. #
1. (A) Gorbett Davis	B	Indiana	1
1. (B) Jim Benton	E	Arkansas	11
2. (A) Joe Routt	G	Texas A&M	15
2. (B) Vic Markov	T	Washington	26
3. Ed Franco	G	Fordham	31
4. Ray Hamilton	G	Arkansas	41
5. Marcel (Red) Chesbro	G	Colgate	51
6. Walt (Tiger) Mayberry	B	Florida	61
7. Chuck Ream	E	Ohio State	71
8. Joe Maras	T	Duquesne	81
9. Al Hoptowitz	T	Washington State	91
10. Vic Spadaccini	B	Minnesota	101

1937

December 12, 1936

Rd. Player	Pos.	College	Sel. #
1. Johnny (Zero) Drake	B	Purdue	10
2. Jules Alphonse	B	Michigan	20
3. Bobby LaRue	B	Pittsburgh	30
4. John Wiatrak	C	Washington	40
5. Inwood Smith	G	Ohio State	50
6. Chris Del Sasso	T	Indiana	60
7. Norm Shoen	B	Baldwin-Wallace	70
8. Herm Schmarr	E	Catholic	80
9. Ray Johnson	B	Denver	90
10. Solon Holt	G	TCU	100



ALL-TIME ROSTER

THE 2014 MEDIA GUIDE OF THE
ST. LOUIS RAMS

ALL-TIME ROSTER



HEAD COACHES

(Including Playoff Games)

COACH	YEARS	WON	LOST	TIED	WIN PCT	RAMS PTS	OPP PTS
Hugo Bezdek	1937-38~	1	13	0	.071	111	277
Art Lewis	1938	4	4	0	.500	95	145
Earl (Dutch) Clark	1939-42	16	26	2	.386	632	806
Aldo (Buff) Donelli	1944	4	6	0	.400	188	224
Adam Walsh	1945-46	16	5	1	.750	536	407
Bob Snyder	1947	6	6	0	.500	259	214
Clark Shaughnessy	1948-49	14	8	3	.620	687	522
Joe Stydahar	1950-52^	19	9	0	.679	941	668
Hampton Pool	1952-54	23	11	2	.667	1,043	749
Sid Gillman	1955-59	28	32	1	.467	1,458	1,447
Bob Waterfield	1960-62#	9	24	1	.279	664	811
Harland Svare	1962-65	14	31	3	.323	846	1,170
George Allen	1966-70	49	19	4	.708	1,671	1,104
Tommy Prothro	1971-72	14	12	2	.536	604	546
Chuck Knox	1973-77	57	20	1	.737	1,737	991
Ray Malavasi	1978-82	43	36	0	.544	1,662	1,566
John Robinson	1983-91	79	74	0	.516	3,216	3,209
Chuck Knox	1992-94	15	33	0	.313	820	1,115
Rich Brooks	1995-96	13	19	0	.406	612	827
Dick Vermeil	1997-99	25	26	0	.490	1,193	1,038
Mike Martz	2000-05<	56	36	0	.609	2,439	2,169
Joe Vitt	2005	4	7	0	.364	235	281
Scott Linehan	2006-08%	11	25	0	.306	673	966
Jim Haslett	2008	2	10	0	.167	189	318
Steve Spagnuolo	2009-11	10	38	0	.208	657	1,171
Jeff Fisher	2012-2013	14	17	1	.438	647	712
TOTAL	1937-2013	546	543	21	.501	22,847	23,453

* ties count as half game won, half game lost

~ Replaced by Lewis after three games in 1938

^ Replaced by Pool after one game in 1952

Replaced by Svare after eight games in 1962

< Replaced by Vitt after five games in 2005

% Replaced by Haslett after four games in 2008



ASSISTANT COACHES

Allen, George, 1957
 Aliotti, Nick, 1995-97
 Alzman, Ed, 1974-75
 Andersen, Foster, 1978
 April, Bobby, 2001-03
 Austin, Bill, 1965
 Babich, Bob, 2003
 Baggett, Charlie, 2009-2010
 Bailey, Adam, 2010-
 Baker, Bob, 1983-84
 Baker, Brian, 2006-08
 Baker, Joe, 2006
 Bankins, Charles, 2005
 Battles, Bill, 1953-54
 Bennett, Leeman, 1973-76
 Benton, John, 2004-05
 Bettis, Tom, 1991
 Boudreau, Paul F., 2012-
 Boudreau, Paul T., 2006-07, 2012-
 Boras, Rob, 2012-
 Bowden, Joe, 2012-
 Brooks, Larry, 1983-90
 Brooks, Rich, 1971-72
 Brown, Steve, 1995-00
 Bunting, John, 1997-99
 Bush, Frank, 2013-
 Byrd, Gill, 2004-05
 Campbell, Marion, 1967-68
 Carson, Bud, 1978-81; 1997; 2000
 Catlin, Tom, 1966-77
 Cecil, Chuck, 2012-
 Chaney, Jim, 2006-08
 Cignetti, Frank, 2012-
 Clausen, Chris, 1992-2005
 Coley, Max, 1978
 Coury, Dick, 1986-90; 1997-99
 Cox, Mike, 2007-08
 Cromwell, Nolan, 1991, 2010-2011
 Croom, Sylvester, 2009-2011
 Crow, Lindon, 1963
 Curl, Dick, 2009-2010
 Curtis, Andre, 2009-2011
 Daly, Brendan, 2009-2011
 David, Jim, 1960-62
 Dickerson, Andy, 2012-
 Dixon, Hewritt, 1980-81
 Doll, Don, 1965
 Dowler, Boyd, 1970
 Downing, Todd, 2006-08
 Durden, Earnel, 1971-72
 Dyer, George, 1992-94
 Ellard, Henry, 2001-08
 Erber, Lew, 1985-86
 Erkenbeck, Jim, 1992-94
 Evans, Clyde, 1978-82
 Fairchild, Steve, 2003-05
 Falks, Frank, 2003-05
 Fassel, John, 2012-
 Faucette, Chuck, 2008-2010
 Faulkner, Jack, 1955-59, 1973-79
 Fears, Tom, 1960-61
 Ferraro, Paul, 2009-2011
 Fewell, Perry, 2003-04
 Fisher, Brandon, 2012-
 Fisher, Jeff, 1991
 Flajole, Ken, 2009-2011
 Gaines, Greg, 1993-94
 Gansz, Frank, 1997-99
 Garrett, Judd, 2006-07
 Giemont, Garrett, 1990-91
 Gigantino, Artie, 1987-90
 Giunta, Peter, 1997-2000
 Goode, Kerry, 1997-98
 Goux, Marv, 1983-91

Gray, Michael, 1996
 Greatwood, Steve, 1995-96
 Gullickson, Rock, 2009-
 Hadl, John, 1982
 Hairston, Carl, 1997-2000
 Hall, Sid, 1971-72
 Haluchak, Mike, 2000-02
 Hanifan, Jim, 1997-2003
 Hanson, Randy, 2006
 Harris, Chick, 1992-94
 Haskell, Gil, 1983-91
 Haslett, Jim, 2006-08
 Hein, Mel, 1950
 Heinrich, Don, 1963-64
 Hickey, Howard (Red), 1950-54
 Hickman, Bill, 1978-80
 Horton, Jeff, 2006-08
 Houck, Hudson, 1983-91
 House, Matt, 2009-2011
 Howard, Todd, 1998-99
 Jackson, Bobby, 2000-02
 Jackson, Milt, 1992-93
 Jones, Ronnie, 1991
 Knox, Chuck Jr., 1993-94
 Kollar, Bill, 2001-2005
 Lanham, Paul, 1978-82
 Lauterbur, Frank, 1978-81
 LeDuc, Dana, 1999-2008
 Leonard, Frank, 2009-2011
 Levy, Marv, 1970
 Ligashesky, Bob, 2005-06
 Lindskog, Vic, 1960-62
 Loney, Steve, 2008-2011
 Lopez, Clayton, 2009-2011
 Madro, Joe, 1955-59
 Mainord, Carlos, 2002
 Malavasi, Ray, 1973-78
 Marchibroda, Ted, 1966-70
 Marmie, Larry, 2004-05
 Martz, Mike, 1992-96, 1999
 Matsko, John, 1999-2005
 McDaniels, Josh, 2010-2011
 McGinnis, Dave, 2012-
 McKittrick, Bobb, 1971-72
 McLaughlin, Leon, 1971-72
 McMahon, Tom, 2009-2011
 Meeks, Ron, 2001
 Meyer, Ken, 1973-76
 Milus, Ron, 2006-08
 Montgomery, Wilbert, 1997-2005
 Moore, Steve, 1994
 Moses, Wayne, 2006-07
 Murphy, Keith, 2007-08
 Nussmeier, Doug, 2006-07
 Olson, Greg, 2006-07
 Paolillo, Lou, 2010-11
 Pasquale, Larry, 2000
 Patera, Jack, 1963-66
 Paterra, Herb, 1980-82
 Paul, Don, 1959-61
 Penaranda, Jairo, 1990
 Perry, Rod, 1992-94
 Pitts, Elijah, 1974-77
 Pollard, Don (Deek), 1995-96
 Pool, Hampton, 1950-54, 1960-62
 Prochaska, Ray, 1966-70, 1973-77
 Radakovich, Dan, 1979-81, 1995
 Ramsdell, John, 1995-2005
 Rapp, Vic, 1984
 Raye, Jimmy, 1983-84, 1991
 Reilly, Jack, 1995-96
 Rhome, Jerry, 1997-99
 Richards, Ray, 1951-52
 Ringo, Jim, 1982

Roberts, Al, 2007-08
 Robinson, Willy, 2006-07
 Roland, Johnny, 1995-96
 Roll, Brad, 2006-07
 Rymkus, Lou, 1958
 Sauer, John, 1953-54
 Saunders, Al, 1999-2000; 2008
 Saunders, Bob, 2008
 Schnellker, Bob, 1963-65
 Schnellenger, Howard, 1966-69
 Schottenheimer, Brian, 2012-
 Schottenheimer, Kurt, 2005
 Schwenk, Vic, 1964-65
 Selcer, Dick, 1992-96
 Sevier, Wayne, 1994-95
 Shafer, Steve, 1983-90
 Shaw, Willie, 1995-96
 Shea, Terry, 2008
 Sheldon, Matt, 2001-05
 Shelton, Clarence, 1991
 Sherman, Ray, 2012-
 Shurmer, Fritz, 1982-90
 Shurmer, Pat, 2009-10
 Simmons, Clyde, 2012-
 Simmons, Warren, 1994
 Sirmans, Ben, 2012-
 Smith, Lovie, 2001-03
 Snow, Jack, 1982
 Snyder, Bob, 1946, 1948-49
 Snyder, Bruce, 1983-86
 Stephenson, Kay, 1977
 Storm, Lowell, 1955-57
 Stydahar, Joe, 1947-49
 Stiles, Lynn, 1997-99
 Stock, Mike, 2004
 Sugarman, Andy, 2009-
 Sullivan, Joe, 1966-70
 Summerall, Pat, 1963
 Swiacki, Bill, 1958
 Swinton, Derius, 2009-2011
 Taylor, Lionel, 1977-81
 Teerlinck, John, 1991
 Thomas, Joe, 1955-56
 Tippet, Howard, 1992-93, 2000
 Tollner, Ted, 1992-93
 Torgeson, LaVern, 1969-70, 1978-80
 Traffon, George, 1946-49
 Turner, Norval, 1985-90
 Valero, Art, 2008-09
 Vechiarella, Jim, 1981-82
 Venturi, Rick, 2006-08
 Vermeil, Dick, 1969, 1971-73
 Vitt, Joe, 1992-94, 2004-05
 Voris, Dick, 1954
 Wagstaff, Jim, 1973-77
 Waller, Charlie, 1978
 Walton, Tim, 2013
 Warhop, George, 1996-97
 Waterfield, Bob, 1958
 Waufle, Mike, 2012-
 Weaver, Larrye, 1971-72
 Weaver, Ralph, 1954
 White, Ed, 1998
 White, Mike, 1997-99
 Whittingham, Fred, 1982-90
 Wietecha, Ray, 1963-64
 Williams, Blake, 2012
 Williams, Gregg, 2014-
 Wilson, Dennard, 2012-
 Zampese, Ernie, 1987-93
 Zampese, Ken, 2000-02

ALL-TIME ROSTER



All players active at any time on regular-season roster

A

<u>NAME (POSITION) COLLEGE</u>	<u>#</u>	<u>RAM YEARS</u>
Adams, Chester, (T) Ohio	34	1939-42
Adams, John, (TE) Cal-State Los Angeles	87	1963
Adeyanju, Victor, (DE) Indiana	94	2006-09
Agajanian, Ben, (K) New Mexico	3	1953
Agler, Bob, (RB) Otterbein	30	1948-49
Agnew, Ray, (DT) North Carolina State	99	1998-2000
Ahanotu, Chidi, (DE) California	72	2001
Ah You, C.J., (DE) Oklahoma	98	2009-11
Akbar, Hakim, (LB) Washington	53	2002
Alexander, Dan, (RB) Nebraska	39	2003
Alexander, Danario, (WR) Missouri	84	2010-11
Alexander, Kermit, (DB) UCLA	35	1970-71
Alexander, Robert, (RB) West Virginia	39	1982-83
Alexis, Rich, (RB) Washington	32/33	2006-07
Alfonse, Julius, (RB) Minnesota	5/29	1937-38
Alford, Darnell, (G) Boston College	72	2004
Allen, Brian, (LB) Florida State	51	2001
Allen, David, (RB) Kansas State	34	2005
Allen, Duane, (E) Santa Ana J.C.	25	1961-64
Allen III, Roger, (G) Missouri Western State	62	2009
Allen, Taje, (CB) Texas	20	1997-2000
Alston, Jon, (LB) Stanford	57	2006
Amendola, Danny, (WR) Texas Tech	16	2009-12
Andersen, Stanley, (T) Stanford	39	1940-41
Anderson, Bruce, (DE) Williamette	79	1966
Anderson, Dwight, (CB) South Dakota	20	2004, 05
Anderson, Willie, (WR) UCLA	83	1988-94
Andrews, George, (LB) Nebraska	52	1979-85
Angulo, Richard, (TE) Western New Mexico	48	2003
Anno, Sam, (LB) USC	52	1987
Archuleta, Adam, (S) Arizona State	31	2001-05
Armstrong, Graham, (T) John Carroll	18/32	1941, 1945
Armstrong, Ray Ray, (LB) Miami (Fla.)	50	2013
Armstrong, Tyji, (TE) Mississippi	89	1998
Arnett, Jon, (RB) USC	26	1957-63
Arnold, Walt, (TE) New Mexico	84	1980-81
Asiodu, K.C., (LB) Central Oklahoma	50	2009
Ashe, Richard, (TE) Humboldt State	87	1990
Ashmore, Darryl, (T) Northwestern	75/77	1993-96
Atchison, Tim, (S) Baylor	36	2011
Atkins, Pervis, (RB) New Mexico State	27	1961-63
Atogwe, Oshiomogho, (S) Stanford	21	2005-10
Atty, Alexander, (G) West Virginia	18	1939
Aupiu, David, (LB) BYU	90	1987
Austin, Tavon, (WR) West Virginia	11	2013
Avery, Donnie, (WR) Houston	17	2008-09
Ayi, Kole, (LB) Massachusetts	54	2001, 02

B

Bacon, Coy, (DT) Jackson State	79	1968-72
Bagarus, Steve, (RB) Notre Dame	0	1947
Bailey, Johnny, (RB) Texas A&I	21/20	1994-95
Bailey, Robert, (CB) Miami (FL)	28	1991-94
Bailey, Stedman, (WR) West Virginia	12	2013
Bain, Bill, (G) USC	62	1979-85
Bajema, Billy, (TE) Oklahoma State	47	2009-11
Baker, Donnell, (WR) Southern (LA)	83	1996
Baker, John, (DT) North Carolina College	78/74	1958-61
Baker, John, (P) North Texas State	4	2000-01
Baker, Terry, (QB/RB) Oregon State	11/15	1963-65
Baker, Tony, (RB) Oregon State	35	1973-74
Banks, Tony, (QB) Michigan State	12	1996-98
Bannan, Justin, (DE) Colorado	95	2011
Banta, Jack, (RB) USC	33	1946-48
Barber, Mark, (RB) South Dakota State	6	1937
Barber, Mike, (TE) Louisiana Tech	89/86	1982-85
Barker, Bryan, (P) Santa Clara	4	2005
Barksdale, Joe, (T) LSU	68	2012-13
Barle, Louis, (QB) Minnesota-Duluth	8	1939
Barnes, Lionel, (DE) Northeast Louisiana	92	1999-2000
Barnes, Tim, (C) Missouri	61	2012-13
Barnett, Doug, (DE) Azusa Pacific	96	1982-83
Barr, Dave, (QB) California	16	1995
Barron, Alex, (T) Florida State	70	2005-09
Barry, Paul, (RB) Tulsa	9	1950-52
Bartell, Ron, (CB) Howard	32/24	2005-11
Bartkowski, Steve, (QB) California	10	1986

<u>NAME (POSITION) COLLEGE</u>	<u>#</u>	<u>RAM YEARS</u>
Bass, Dick, (RB) Pacific	22	1960-69
Bassey, Eric, (CB) Oklahoma	41	2007-09
Bates, Daren, (LB) Auburn	53	2013
Battle, Ron, (TE) North Texas State	81	1981-82
Baty, Greg, (TE) Stanford	84	1987
Baughan, Maxie, (LB) Georgia Tech	55	1966-70
Beathard, Pete, (QB) USC	12	1972
Becht, Anthony, (TE) West Virginia	87	2008
Becker, Kurt, (G) Michigan	79	1989
Belin, Chuck, (G) Wisconsin	71	1993-96
Bell, Greg, (RB) Notre Dame	42	1987-89
Bell, Jacob, (G) Miami (OH)	63	2008-10
Bennett, Drew, (WR) UCLA	83	2007-08
Benton, Jim, (E) Arkansas	26/49	1938-40, 42, 44-47
Berger, Mitch, (P) Colorado	17	2002
Berlin, Brock, (QB) Miami (FL)	3/13	2007-08
Bernard, David, (B) Mississippi	22	1942, 44-45
Berry, Connie Mack, (E) North Carolina State	6	1940
Berry, Latin, (CB) Oregon	42	1990
Bertelsen, Jim, (RB) Texas	45	1972-76
Bethune, George, (LB) Alabama	68	1989-90
Bettis, Jerome, (RB) Notre Dame	36	1993-95
Bettridge, John, (B) Ohio State	6	1937
Biasucci, Dean, (K) Western Carolina	4	1995
Bighead, Jack, (E) Pepperdine	86	1955
Bishop, Richard, (NT) Louisville	65	1983
Bleeker, Mel, (RB) USC	34	1947
Blevins, Darrius, (WR) Memphis	83	2000
Bly, Dre', (CB) North Carolina	32	1999-2002
Boeke, Jim, (T) Heidelberg	78	1960-63
Bolinger, Russ, (G) Long Beach State	73	1983-85
Boller, Kyle, (QB) California	12	2009
Bono, Steve, (QB) UCLA	13	1998
Boone, Robert (Jack), Elon		1942
Borland, Kyle, (LB) Wisconsin	91	1987
Bostic, James, (RB) Auburn	33	1994
Bostic, Lewis, (G) Alabama	25	1939
Boudreaux, Frank, (DE) Northwestern	70	1993
Bouley, Gilbert, (T) Boston College	42/66	1945-50
Bouman, Todd, (QB) St. Cloud State	8	2007
Boutte, Marc, (DT) LSU	96	1992-93
Bowen, Matt, (S) Iowa	27	2000-01
Bowers, Bill, (DB) USC	30	1954
Boyd, Bob, (E) Loyola (CA)	80/82	1950-57
Boykin, Deral, (S) Louisville	21	1993
Braatz, Tom, (E) Marquette	83	1958
Bracken, Don, (P) Michigan	16	1992-93
Bradford, Sam, (QB) Oklahoma	8	2010-13
Bradshaw, Charlie, (T) Baylor	79	1958-60
Brady, Ed, (LB) Illinois	90	1984
Brady, Jeff, (LB) Kentucky	95	1993
Brady, Rickey, (TE) Oklahoma	48	1994
Brahm, Lawrence, (G) Temple	59	1942
Brake, Mike, (TE) Akron	46	2004
Brandstater, Tom, (QB) Fresno State	12	2011
Brandley, Chris, (WR) Rutgers	88	1994
Bratkowski, Zeke, (QB) Georgia	12	1961-63
Bravo, Alex, (DB) Cal Poly-SLO	21	1957-58
Brazell, Carl, (QB) Baylor	18	1938
Breen, Gene, (LB) Virginia Tech	53	1967-68
Brice, Will, (P) Virginia	10	1997
Brigance, O.J., (LB) Rice	57	2001-02
Brink, Larry, (DE) Northern Illinois	63/83	1948-53
Brito, Gene, (DE) Loyola (LA)	80	1959-60
Britt, Charley, (DB) Georgia	17	1960-63
Brock, Dieter, (QB) Jacksonville (AL) State	5	1985
Brockers, Michael, (DT) LSU	90	2012-13
Brooks, Ethan, (T) Williams College	77	1997-98
Brooks, Jamal, (LB) Hampton	55	2006
Brooks, Larry, (DT) Virginia State	90	1972-82
Brostek, Bern, (C) Washington	61	1990-97
Brown, Bob, (T) Nebraska	76	1969-70
Brown, Eddie, (S) Tennessee	25	1978-78
Brown, Fakhir, (CB) Grambling	34	2006-08
Brown, Fred, (LB) Miami (FL)	81	1965
Brown, Jason, (C) North Carolina	60	2009-11
Brown, Jonathan, (DE) Tennessee	93	2001
Brown, Josh, (K) Nebraska	3	2008-11
Brown, Milford, (G) Florida State	72	2007
Brown, Richard, (LB) San Diego State	92	1987, 89
Brown, Roger, (DT) Maryland State	78	1967-69
Brown, Ron, (WR) Arizona State	89/81	1984-89, 91

ALL-TIME ROSTER



NAME. (POSITION) COLLEGE	#	RAM YEARS
Sammy, (LB) Houston	57	2012
Brown, Willie, (E/RB) USC	42	1964-65
Broyles, James, (G) Southwest Missouri State	60	2002
Bruce, Isaac, (WR) Memphis State	80	1994-2007
Bruzdzinski, Bob, (LB) Ohio State	59	1977-80
Brumbaugh, Carl, (QB) Ohio State	8	1937
Bruney, Fred, (DB) Ohio State	38	1958
Bryant, Cullen, (DB/RB) Colorado	32	1973-82, 87
Bryant, Tony, (DE) Florida State	92	2006
Buchanan, Richard, (WR) Northwestern	89	1993-94
Bucklew, Philip, (E) Xavier (OH)	22	1937-38
Budka, Frank, (DB) Notre Dame	45	1964
Bukich, Rudy, (QB) USC	10	1953-56
Bulger, Marc, (QB) West Virginia	10	2001-09
Bullard, Courtland, (LB) Ohio State	51	2002-03
Burke, Mike, (P) Miami (FL)	11	1974
Burley, Nick, (TE/RB) Fresno State	47	2004
Burman, George, (C/G) Northwestern	51	1967-70
Burmeister, Forrest, (T/G) Purdue	24	1937-38
Burrough, John, (DE) Wyoming	95	2002
Burroughs, Don, (DB) Colorado A&M	25	1955-59
Burton, Antwon, (DT) Temple	99	2008
Burton, Keenan, (WR) Kentucky	14	2008-09
Bush, Blair, (C) Washington	51	1992-94
Bush, Devin, (S) Florida State	23	1999-2000
Busich, Sam, (E) Ohio State	19	1937
Busick, Steve, (LB) USC	52	1986
Butcher, Paul, (LB) Wayne State	59	1989-92
Butler, James, (S) Georgia Tech	37	2009-11
Butler, Jerametrious, (CB) Kansas State	23	2001-06
Butler, Quincy, (CB) TCU	36	2008-10
Buzin, Rich, (T) Penn State	77	1971
Byrd, Dominique, (TE) USC	86	2006-07
Byrd, Mac, (LB) USC	23	1965

C

Cahill, Dave, (DT) Northern Arizona	70	1967
Cain, Lynn, (RB) USC	31	1985
Calahan, Jeremy, (DT) Rice	90	2005
Camarillo, Rich, (P) Washington	3	1988
Campion, Pete, (T) North Dakota State	73	2002
Canidate, Trung, (RB) Arizona	24	2000-02
Cappelletti, John, (RB) Penn State	22	1974-78
Carey, Bob, (E) Michigan State	89/88	1952, 54, 56
Carney, John, (K) Notre Dame	18	1990
Carollo, Joe, (T) Notre Dame	63/70	1962-68, 71
Carpenter, Dwaine, (S) North Carolina A&T	27	2005-06
Carpenter, Rob, (RB) Miami (OH)	38	1986
Carpenter, Ron, (S) Miami (OH)	24	1998-99
Carrell, Duane, (P) Florida State	17	1975
Carriker, Adam, (DL) Nebraska	90	2007-09
Carson, Howard, (LB) Howard Payne	54	1981-83
Carter, Jerome, (S) Florida State	42	2005-07
Carter, Kevin, (DE) Florida	93	1995-2000
Carter, Pat, (TE) Florida State	88	1989-93, 95
Carter, Tim, (WR) Auburn	15	2009
Casey, Bernie, (WR) Bowling Green	25	1967-68
Cash, Rick, (DE) Northeast Missouri	89	1969-70
Casner, Ken, (T) Baylor	79	1952
Cason, Aveion, (WR/RB) Illinois State	82/27/26	2001, 04-05
Cason, Jim, (DB) LSU	41	1955-56
Castete, Jesse, (DB) McNeese State	23	1956-57
Celotto, Mario, (LB) USC	41	1981
Chadwick, Jeff, (WR) Grand Valley State	89	1992
Chamberlain, Chris, (LB) Tulsa	57	2008-11
Champagne, Ed, (T) LSU	86	1947-50
Chandler, Chris, (QB) Washington	17/12	1994, 2004
Chandler, Jeff, (K) Florida	4	2004
Chapple, Dave, (P) California-Santa Barbara	10	1972-74
Charles, Mike, (DT) Syracuse	79	1991
Chavous, Corey, (S) Vanderbilt	25	2006-08
Cherundolo, Charles, (C) Penn State	21/17	1937-39
Chesbro, Marcel (Red), (G) Colgate	35	1938
Childs, Henry, (TE) Kansas State	83	1981
Chillar, Brandon, (LB) UCLA	54	2004-07
Chuy, Don, (G) Clemson	62	1963-68
Claiborne, Chris, (LB) USC	55	2005
Clark, Al, (CB) Eastern Michigan	44	1972-75
Clark, Dan, (LB) San Jose State	94	1987
Clark, Greg, (LB) Arizona State	92	1990
Clark, Ken, (P) St. Mary's (CA)	13	1979
Clarke, Leon, (E) USC	84	1956-59
Clay, Boyd, (T) Tennessee	21/43	1940-42, 44

NAME. (POSITION) COLLEGE	#	RAM YEARS
Clay, Haywood, (TE) Texas A&M	81	1996
Clayton, Mark, (WR) Oklahoma	89	2010-11
Cleeland, Cameron, (TE) Washington	87	2003-04, 05
Clemens, Kellen, (QB) Oregon	10	2011-13
Clemons, Charlie, (LB) Georgia	56	1997-99
Coady, Rich, (S) Texas A&M	38/25	1999-2001, 03-04
Coakley, Dexter, (LB) Appalachian State	52	2005-06
Cobb, Bob, (DE) Arizona	97	1987
Cohen, Dustin, (LB) Miami (OH)	58/56	2000-01
Cole, Justin, (LB) San Jose State	(52)	2011-12
Colella, Thomas, (RB) Canisius	34	1944-45
Collier, Bob, (T) SMU	27	1951
Collins, Brett, (LB) Washington	54	1993
Collins, Jerome, (TE) Notre Dame	48	2005
Collins, Jim, (LB) Syracuse	50	1982-88
Collins, Kirk, (CB) Baylor	42	1982-83
Collins, Todd, (LB) Carson-Newman	54	1999-2000
Condren, Brannon, (S) Troy	42	2008
Conkright, William (Red), (G) Colgate	37	1939-42, 44
Conlan, Shane, (LB) Penn State	56	1993-95
Conlee, Gerald, (C/G) St. Mary's (CA)	17	1938
Conrath, Matthew, (DT) Virginia	71	2012-13
Conwell, Ernie, (TE) Washington	45/84	1996-2002
Cook, Jared, (TE) South Carolina	89	2013
Cook, Marv, (TE) Iowa	47	1995
Cooper, William (Bud), (RB) Penn State	2	1937
Corbo, Thomas, (G) Duquesne	19	1944
Cordileone, Lou, (LB) Clemson	51	1962
Cordill, Oliver, (RB) Rice	1	1940
Corn, Joe, (RB), no college	25	1948
Corral, Frank, (K/P) UCLA	3	1978-81
Cota, Chad, (S) Oregon	37	2002
Cothren, Paige, (K) Mississippi	36	1957-58
Covington, Scott, (QB) Miami (FL)	4	2002-03
Cowan, Charlie, (T) New Mexico Highlands	73	1961-75
Cowhig, Jerry, (RB) Notre Dame	9	1947-49
Cowlings, Al, (DE) USC	70	1975, 77
Cox, Aaron, (WR) Arizona State	84	1988-92
Cox, Tom, (C) USC	72	1987
Coyle, Ross, (DB) Oklahoma	43	1961
Crabb, Claude, (DB) Colorado	49	1966-68
Craft, Jason, (CB) Colorado State	31	2008
Crawford, Keith, (DB/WR) Howard Payne	20	1996-97
Crews, Terry, (LB) Western Michigan	94	1991
Cromwell, Nolan, (S) Kansas	21	1977-87
Crooms, Chris, (S) Texas A&M	25	1992
Crosby, Clifton, (CB) Maryland	26	1999
Cross, Bobby, (T) Kilgore (TX) J.C.	73/57	1954-55
Cross, Irv, (DB) Northwestern	27	1966-68
Crouch, Eric, (WR) Nebraska	89	2002
Croudip, David, (CB) San Diego State	28	1984
Crow, Lindon, (DB) USC	41	1961-64
Crowder, Earl, (QB) Oklahoma	40	1940
Crutchfield, Dwayne, (RB) Iowa State	45	1984
Cudjo, Jermelle, (DT) Central Oklahoma	93	2010-13
Culberson, Quinton, (LB) Mississippi State	53	2007-09
Cunningham, Benny, (RB) Middle Tennessee	36	2013
Curley, Dan, (TE/FB) Eastern Washington	44	2003
Curran, Pat, (TE/RB) Lakeland	88	1969-74
Currie, Dan, (LB) Michigan State	58	1965-66
Currivan, Don, (DE) Boston College	40	1948-49
Curry, Bill, (C) Georgia Tech	55	1974
Curry, Domonique, (WR) California	15	2010-11
Curtis, Kevin, (WR) Utah State	83	2003-06
Dahl, Craig, (S) North Dakota State	43	2009-12
Dahl, Harvey, (G) Nevada-Reno	61/62	2011-13
Dahms, Tom, (T) San Diego State	71/21	1951-54
Dale, Carroll, (E) Virginia Tech	81	1960-64
Daniel, Willie, (DB) Mississippi State	46	1967-69
Daniels, Matthew, (S) Duke	37	2012-13
Darby, Kenneth, (RB) Alabama	33	2008-10
Daugherty, Dick, (LB) Oregon	54/67/50	1951-58
David, Bob, (G) Villanova	77	1947-48
Davis, Anthony, (RB) USC	23	1978
Davis, Anthony, (T) Virginia Tech	69	2008
Davis, Austin, (QB) Southern Mississippi	9	2012-13
Davis, Cody, (S) Texas Tech	38	2013
Davis, Corbett, (RB) Indiana	32/3	1938-39, 41-42
Davis, Dexter, (CB) Clemson	29	1993-95
Davis, Don, (LB) Kansas	58	2001-02
Davis, Glenn, (RB) Army	41	1950-51
Davis, James (Bob), (RB) Kentucky	10	1938
Davis, Paschall, (LB) Texas A&I	55	1995-96
Davis, Roger, (G) Syracuse	67	1964
Davis, Stephen, (RB) Auburn	48	2006

ALL-TIME ROSTER



D

NAME (POSITION) COLLEGE	#	RAM YEARS
Dean, Hal, (G) Ohio State	84	1947-49
DeFruiter, Bob, (NT) Nebraska	50	1948
DeJurnett, Charles, (DT) San Jose State	70	1982-86
Delaney, Jeff, (S) Pittsburgh	41	1980
DeLauer, Bob, (C) USC	65/55	1945-46
Delpino, Robert, (FB) Missouri	39	1988-92
DeMarco, Bob, (C) Dayton	55	1975
Dempsey, Tom, (K) Palomar J.C.	10	1975-76
Dennard, Preston, (WR) New Mexico	88	1978-83
Dennis, Mike, (RB) Mississippi	43	1968-69
DiBernardo, Rick, (LB) Notre Dame	53	1987
Dickerson, Eric, (RB) SMU	29	1983-87
Dickson, Paul, (T) Baylor	71	1959
Diggs, Na'il, (LB) Ohio State	53	2010
Dils, Steve, (QB) Stanford	8	1984-87, 89
Dingle, Nate, (LB) Cincinnati	53	1997
Dishman, Chris, (G) Nebraska	66	2004
Dockery, Kevin, (CB) Mississippi State	35	2010
Doll, Don, (DB) USC	48	1954
Dorn, Torin, (CB) North Carolina	46	1995-96
Doss, Reggie, (DE) Hampton	71	1978-87
Dougherty, Bob, (LB) Kentucky	57	1957
Douglas, Dominic, (LB) Mississippi State	54	2009
Douzable, Leger, (DT) Central Florida	69	2009
Dowd, Gerald, (C) St. Mary's (CA)	9	1939
Draft, Chris, (LB) Stanford	52	2007-08
Drake, Bill, (DB) Oregon	37	1973-74
Drake, John (Zero), (RB) Purdue	2/14	1937-41
Drayton, Troy, (TE) Penn State	84	1993-96
Dryer, Fred, (DE) San Diego State	89	1972-81
Duckworth, Bobby, (WR) Arkansas	82	1985-86
Dukes, Chad, (RB) Pittsburgh	34	2000
Dukes, Clifford, (DE) Michigan State	96	2005
Dumas, Troy, (LB) Nebraska	54	1997
Dunbar, Jo-Lonn, (LB) Boston College	58	2012-13
Duncan, Jamie, (LB) Vanderbilt	59	2002-03
Dunstan, Bill, (DT) Utah State	66	1979
Dunstan, Elwyn (Moose), (T) Portland	20	1939-41
Dupree, Marcus, (RB) Southern Mississippi	22	1990-91
Dwyer, Jack, (DB) Loyola (CA)	29	1952-54
Dye, Ernest, (G) South Carolina	65	1997
Dyer, Henry, (RB) Grambling	35	1966-68

E

Eason, Roger, (G/T) Oklahoma	43	1945-48
Eatman, Irv, (T) UCLA	75	1993
Eby, Andy, (C) Kansas State	50	2002-03
Edwards, Antuan, (S) Clemson	42	2004
Edwards, Dennis, (DE) USC	95	1987
Edwards, Herman, (CB) San Diego State	46	1986
Edwards, Ronald, (G) North Carolina A&T	67	1994
Edwards, Troy, (WR) Louisiana Tech	88	2002
Ekern, Carl, (LB) San Jose State	55	1976-88
Ellard, Henry, (WR) Fresno State	80	1983-93
Ellena, Jack, (NG) UCLA	60	1955-56
Ellersick, Don, (DB) Washington State	44	1960
Ellis, Ken, (CB) Southern (LA)	28	1979
Ellison, Willie, (RB) Texas Southern	33	1967-72
Eimendorf, Dave, (DB) Texas A&M	42	1971-79
Elston, Arthur, (LB) South Carolina	55	1942
Embree, Jon, (TE) Colorado	87	1987-88
Emerick, Robert, (G/T) Miami (OH)	23	1937
English, Keith, (P) Colorado	8	1990
Evans, Donald, (FB) Winston-Salem State	34	1987
Everett, Jim, (QB) Purdue	11	1986-93
Everitt, Steve, (C) Michigan	60	2000
Evey, Dick, (DT) Tennessee	82	1970
Ezerins, Vilnis, (RB) Whitewater State	37	1968

F

NAME (POSITION) COLLEGE	#	RAM YEARS
Fair, Terry, (CB) Tennessee	30	2005
Faison, Derrick, (WR) Howard	89	1990
Fanning, Mike, (DT) Notre Dame	79	1975-82
Fanning, Stan, (DE) Idaho	79	1963
Farmer, George, (WR) Southern (LA)	84	1982-84
Farmer, Kirk, (QB) Missouri	12	2003
Farmer, Tom, (RB) Iowa	46	1946
Farr Jr., Mel, (RB) UCLA	34	1989
Farr, D'Marco, (DT) Washington	75	1994-2000
Faryniarz, Brett, (LB) San Diego State	51	1988-91
Faulk, Marshall, (RB) San Diego State	28	1999-2006
Faulk, Trev, (LB) LSU	57	2003-05
Faulkner, Chris, (TE) Florida	88	1984
Fawcett, Jake, (T) SMU	57/42	1942, 44, 46
Fears, Tom, (E) UCLA	55/80	1948-56
Feeley, A.J., (QB) Oregon	4	2010-11
Fells, Daniel, (TE) California-Davis	46	2008-10
Ferragamo, Vince, (QB) Nebraska	15	1977-80, 82-84
Ferris, Neil, (DB) Loyola (CA)	80	1953
Fichtel, Brad, (G) Eastern Illinois	68	1994
Fields, Mark, (LB) Washington State	55	2001
Figaro, Cedric, (LB) Notre Dame	53	1995-96
Finch, Karl, (E) Cal Poly-Pomona	88	1962
Finlay, Jack, (G) UCLA	68	1947-51
Finnegan, Cortland, (CB) Samford	31	2012-13
Fisher, Bryce, (DE) Air Force Academy	94	2002-04
Fisher, Tony, (RB) Notre Dame	30	2006
Fisher, Travis, (CB) Central Florida	22	2002-06
Fisk, Jason, (DT) Stanford	96	2006
Fitzpatrick, Ryan, (QB) Harvard	12/11	2005-06
Flannery, John, (C) Syracuse	63	1998-99
Fletcher, Bradley, (CB) Iowa	32	2009-12
Fletcher, London, (LB) John Carroll	59	1998-2001
Foster, Brooks, (WR) North Carolina	83	2009
Foster, Renardo, (T) Louisville	70	2010
Flowers, Erik, (DE) Arizona State	96	2003-04
Floyd, Malcolm, (WR) Fresno State	82	1997
Fournet, Sid, (DT) LSU	68	1955-56
Fox, Tim, (S) Ohio State	48	1985-86
Fraley, Hank, (C) Robert Morris	65	2010
France, Doug, (T) Ohio State	77	1975-81
Francis, Jon, (RB) Boise State	35	1987
Franckhauser, Tom, (DB) Purdue	81	1959
Frerotte, Gus, (QB) Tulsa	12	2006-07
Friend, Benjamin, (T) LSU	35	1939
Fry, Bob, (T) Kentucky	75	1953-59
Fry, Dustin, (C) Clemson	62	2007
Fuller, Frank, (DT) Kentucky	71	1953-58
Fuller, Steve, (QB) Clemson	4	1983
Fulton, Ed, (G) Maryland	68	1978
Furrer, Will, (QB) Virginia Tech	9	1997
Furrey, Mike, (WR/S) Northern Iowa	82/25	2003-05

G

Gabriel, Roman, (QB) North Carolina State	18	1962-72
Gado, Samkon, (RB) Liberty	38	2008-09
Galloich, Anthony, (B) Wake Forest	1	1941
Ganaway, Terrance, (RB) Baylor	42	2012
Gandy, Wayne, (T) Auburn	70	1994-98
Garcia, Frank, (C) Washington	65	2001-02
Garrett, Kevin, (CB) SMU	21	2003-04
Gary, Cleveland, (RB) Miami (FL)	43	1989-93
Gary, Willie, (S) Kentucky	30	2001
Gaskins, Percell, (LB) Kansas State	54	1996
Geddes, Ken, (LB) Nebraska	36	1971-75
Gehrke, Clarence (Fred), (RB) Utah	18	1940, 45-49
George, Bill, (LB) Wake Forest	61	1966
Gerak, John, (G) Penn State	66	1997
Geredine, Tom, (WR) Northeast Missouri State	87	1976
Germaine, Joe, (QB) Ohio State	9	1999-2000
Giannoni, John, (E) St. Mary's (CA)	19	1938
Gibson, Brandon, (WR) Washington State	11	2009-12
Gibson, Gary, (DT) Rutgers	71	2009-11
Gibson, Tom, (DE) Northern Arizona	75	1991
Gibson, William (Joe), (E) Tulsa	63	1942, 44
Gift, Wayne, (QB) Purdue	3	1937
Gilbert, Lewis, (TE) Florida	89	1981
Gilbert, Sean, (DT) Pittsburgh	90	1992-95

ALL-TIME ROSTER



NAME. (POSITION) COLLEGE	#	RAM YEARS
Gill, Owen, (RB) Iowa	30	1987
Gillette, James, (RB) Virginia	9/24	1940, 44-45
Gilyard, Mardy, (WR) Cincinnati	81	2010
Giordano, Matt, (S) Cal	27	2013
Givens, Chris, (WR) Wake Forest	13	2012-13
Glover, La'Roi, (DT) San Diego State	97	2006-08
Goddard, Edwin, (RB) Washington State	7/28	1937-38
Godfrey, Herbert, (E) Washington State	46	1942
Goeas, Leo, (G) Hawaii	79	1993-96
Goebel, Hank, (T) Cal State-Fullerton	63	1987
Goldberg, Adam, (G/T) Wyoming	72/73	2006-11
Goodnight, Owen, (RB) Hardin-Simmons	16	1941
Goodspeed, Joey, (RB) Notre Dame	44	2003-04
Goolsby, James, (C) Mississippi State	24	1940
Goolsby, Mike, (LB) Notre Dame	51	2005
Gordon, Dick, (WR) Michigan State	5	1972-73
Gordon, Lamar, (RB) North Dakota State	34	2002-03
Gordy, Josh, (CB) Central Michigan	38	2011
Gorin, Brandon, (T) Purdue	77	2007-08
Gorrer, Danny, (CB) Texas A&M	25	2009
Gossett, Bruce, (K) Richmond	30	1964-64
Grant, Larry, (LB) Ohio State	59	2008-10
Grant, Otis, (WR) Michigan State	82	1983-84
Grasmanis, Paul, (DT) Notre Dame	95	1999
Gravelle, Gordon, (T) BYU	73	1979
Gray, Jerry, (CB) Texas	25	1985-91
Greco, John, (G) Toledo	79	2008-10
Green, Brandon, (DE) Rice	93	2005-06
Green, Gary, (CB) Baylor	27	1984-85
Green, Gaston, (RB) UCLA	44	1988-90
Green, Harold, (RB) South Carolina	30	1996
Green, Trent, (QB) Indiana	10/12	2000, 2008
Greene, Kevin, (LB) Auburn	91	1985-92
Greenwood, Donald, (RB) Illinois	66	1945
Gregory, Jack, (G) Tennessee-Chattanooga	23	1941
Gremminger, Hank, (DB) Baylor	46	1966
Grier, Roosevelt, (DT) Penn State	76	1963-66
Griffin, Bob, (C) Arkansas	58	1953-57
Griffin, Courtney, (CB) Fresno State	42	1992-93
Griffin, John, (DB) Memphis State	45	1963
Griffith, Howard, (RB) Illinois	30	1993-94
Groce, DeJuan, (CB) Nebraska	24	2003-05
Gruddauria, Mike, (C) Central Florida	60	1996-99
Gudauskas, Peter, (G) Murray State	3	1940
Guillory, Anthony, (LB) Lamar Tech	88	1965, 67-68
Guman, Mike, (RB) Penn State	44	1980-88
Gutknecht, Albert, (G) Niagara	25	1944
Guzik, John, (LB) Pittsburgh	60	1959-60

H

Haayer, Adam, (T) Minnesota	64	2006
Haden, Pat, (QB) USC	11	1976-81
Hadl, John, (QB) Kansas	21	1973-74
Hagens, Marques, (WR)	15	2007
Hager, Britt, (LB) Texas	57	1997
Haggan, Mario, (LB) Mississippi State	51	2012
Hakim, Az-Zahir, (WR) San Diego State	81	1998-2001
Hall, Alvin, (DB) no college	46	1961-63
Hall, Dante, (WR) Texas A&M	82	2007-08
Hall, Darryl, (CB) San Diego State	27	1987
Hall, James, (DE) Michigan	96	2007-11
Hall, Jeff, (K) Tennessee	5	2000
Hall, Parker, (RB) Mississippi	32	1939-42
Halleck, Paul, (E) Ohio	16	1937
Halliday, Jack, (DT) SMU	36	1951
Halverson, Dean, (LB) Washington	56	1968, 72
Haman, John, (C) Northwestern	15	1940-41
Hamilton, Raymond, (E) Arkansas	27/44	1938, 44-47
Hanneman, Charles, (E) Eastern Michigan	31	1941
Harding, Roger, (C) California	15	1945-45
Hardy, Jim, (QB) USC	21	1946-48
Hargain, Tony, (WR) Oregon	47	1993
Hargrove, Anthony, (DE) Georgia Tech	95	2004-06
Harkey, Cory, (TE) UCLA	46	2012-13
Harmon, Tom, (RB) Michigan	98	1946-47
Harrah, Dennis, (G) Miami (FL)	60	1975-87
Harris, Al, (CB) Texas A&M (Kingsville)	31	2011
Harris, Arlen, (RB) Virginia	33	2003-05
Harris, Derrick, (RB) Miami (FL)	34/33	1996-99
Harris, Eric, (DB) Memphis State	26	1983-85
Harris, James, (DE) Temple	99	1996
Harris, James, (QB) Grambling	12	1973-76
Harris, Jim, (DB) Oklahoma	44	1958
Harris, Joe, (LB) Georgia Tech	51	1979-81

NAME. (POSITION) COLLEGE	#	RAM YEARS
Harris, Kay-Jay, (RB) West Virginia	33	2006
Harris, Marv, (LB) Stanford	60	1964
Harrison, Dennis, (DE) Vanderbilt	68	1985
Harry, Emile, (WR) Stanford	22	1992
Hart, Clinton, (S) Central Florida CC	42	2009
Hatcher, Dale, (P) Clemson	3	1985-89, 91
Hauser, Art, (DT) Xavier (OH)	65	1954-57
Hawkins, Bill, (DT) Miami (FL)	70	1989-92
Hawthorne, Michael, (S) Purdue	27	2005
Hayes, Eric, (DT) Florida State	93	1992
Hayes, Larry, (C) Vanderbilt	31	1962-63
Hayes, William, (DE) Winston-Salem State	95	2012-13
Haymond, Alvin, (DB) Southern (LA)	23	1969-71
Haynes, Hall, (DB) Santa Clara	22	1954-56
Heard, Kellen, (DT) Memphis	96	2012
Heckard, Steve, (E) Davidson	20	1965-66
Hecker, Bob, (DB) Baldwin-Wallace	48	1952
Hecker, Norb, (DB) Baldwin-Wallace	88	1951-53
Hector, Willie, (T) Pacific	62	1961
Hedgecock, Madison, (FB) North Carolina	44	2005-07
Heineman, Ken, (B) Texas Mines	7	1940
Hekker, Johnny, (P) Oregon State	6	2012-13
Helton, Barry, (P) Colorado	9	1991
Henderson, Wymon, (CB) UNLV	24	1993-94
Henley, Darryl, (CB) UCLA	20	1989-94
Henley, June, (RB) Kansas	26	1998
Henry, Bernard, (WR) Arizona State	82	1987
Henry, Mike, (LB) USC	53	1962-64
Henry, Urban, (DT) Georgia Tech	67	1961
Herring, Kim, (S) Penn State	20	2001-03
Herrmann, Mark, (QB), Purdue	9	1988-89
Hershey, Kirk, (E) Cornell	22	1941
Hesse, Jon, (LB) Nebraska	53	1998
Hester, Jessie, (WR) Florida State	86	1994-95
Hetherington, Chris, (RB) Yale	44	2002
Heyward, Craig (Ironhead), (RB) Pittsburgh	34	1997
Hickey, Howard (Red), (E) Arkansas	53	1941, 45-48
Hicks, Clifford, (CB) Oregon	28/23	1987-90
Hicks, Victor, (TE) Oklahoma	81	1980
Hightower, John (Ben), (E) Sam Houston	53	1942
Hill, David, (TE) Texas A&I	81	1983-87
Hill, Drew, (WR) Georgia Tech	87	1979-84
Hill, Eddie, (RB) Memphis State	24	1979-80
Hill, Eric, (LB) LSU	54	1998
Hill, Greg, (RB) Texas A&M	27	1998
Hill, Kent, (G) Georgia Tech	72	1979-86
Hill, Tye, (CB) Clemson	26	2006-08
Hill, Winston, (T) Texas Southern	73	1977
Hirsch, Elroy (Crazylegs), (E/RB) Wisconsin	40	1949-57
Hitt, Joel, (E) Mississippi College	7	1939
Hobgood-Chittick, Nate, (DT) North Carolina	95	1999-2000
Hock, John, (G) Santa Clara	63	1953-57
Hodges, Reggie, (P) Ball State	4	2005
Hodgins, James, (FB) San Jose State	42	1999-2002
Hoerner, Dick, (RB) Iowa	31	1947-51
Hoffman, Bob, (RB) USC	16	1946-48
Holcombe, Robert, (RB) Illinois	25	1998-2001
Holladay, Bob, (RB) Tulsa	46	1956
Holliday, Marcus, (RB) Memphis	31	1996
Holohan, Pete, (TE) Notre Dame	81	1988-90
Holovak, Mike, (RB) Boston College	45	1946
Holt, Torry, (WR) North Carolina State	88/81	1999-2008
Holtzman, Glenn, (T) North Texas State	79	1955-58
Homco, Thomas, (LB) Northwestern	57	1993-96
Hood, Rod, (CB) Auburn	26	2011
Hoomanawanui, Michael, (TE) Illinois	86	2010-11
Hope, Neil, (LB) USC	96	1987
Horan, Mike, (P) Long Beach State	2	1997, 99
Hord, Roy, (G) Duke	64	1960-62
Horne, Tony, (WR) Clemson	82	1998-2000
Horton, Greg, (G) Colorado	63	1976-78, 80
Horvath, Les, (RB) Ohio State	12	1947-48
House, Kevin, (WR) Southern Illinois	83	1986-87
Houser, John, (C/G) Redlands	63	1957-59
Howard, Brian, (DT) Idaho	98	2004-05
Howard, Dana, (LB) Illinois	50	1995
Howard, Gene, (DB) Langston	21	1971-72
Hubbell, Frank, (DE/TE) Tennessee	46	1947-49
Huerta, Carlos, (K) Miami (FL)	6	1996
Huffman, Dick, (T) Tennessee	20	1947-50
Huggins, Roy, (FB) Vanderbilt	53	1944
Hughes, Ed, (DB) Tulsa	49	1954-55
Hughes, Kevin, (G) SE Louisiana	34	2011
Hull, Josh, (LB) Penn State	56	2010-12
Humphrey, Bobby, (CB) New Mexico State	48	1990
Humphrey, Buddy, (QB) Baylor	10	1959-60

ALL-TIME ROSTER



NAME (POSITION) COLLEGE	#	RAM YEARS
Hunter, Art, (C) Notre Dame	56	1960-64
Hunter, Tony, (TE) Notre Dame	87	1985-85
Hunter, Wayne, (T) Hawaii	72	2012
Hupke, Thomas, (G) Alabama	1/22	1938-39
Hyder, Gaylon, (DT) TCU	94	1999-2000

I

Iglehart, Floyd, (DB) Wiley	49	1958
Iman, Ken, (C) Southeast Missouri State	50	1965-74
Incognito, Richie, (C/G) Nebraska	68	2005-09
Irvin, LeRoy, (CB) Kansas	47	1980-89
Irwin, Heath, (G) Colorado	63	2002
Israel, Steve, (CB) Pittsburgh	31	1992-94
Isselhardt, Ralph, (G) Franklin (IN)	15	1937
Ivy, Corey, (CB) Oklahoma	35	2005
Iwuoma, Chidi, (CB) California	20	2006

J

Jackson, Alfred, (CB) San Diego State	31	1989-90
Jackson, Brian, (CB) Oklahoma	22	2011
Jackson, Harold, (WR) Jackson State	29	1968, 73-77
Jackson, Kirby, (CB) Mississippi State	36	1987
Jackson, Monte, (CB) San Diego State	28	1975-77
Jackson, Rusty, (P) LSU	9	1976
Jackson, Steven, (RB) Oregon State	39	2004-12
Jackson, Tyoka, (QB) Penn State	97	2001-05
Jacobs, Jack, (QB) Oklahoma	43	1942, 45
Jacoby, Mitch, (TE) Northern Illinois	46/89	1997-98
James, Jesse, (C) Mississippi State	69	1995-96
Janerette, Charlie, (G) Penn State	67	1960
Janiak, Len, (FB) Ohio	38	1940-42
Jaworski, Ron, (QB) Youngstown State	16	1974-76
Jenkins (Cox), Robert, (T) UCLA	72	1987-93
Jenkins, Carlos, (LB) Michigan State	51	1995-96
Jenkins, Jr., Billy, (S) Howard	22	1997-99
Jenkins, Janoris, (CB) Northern Alabama	21	2012-13
Jerue, Mark, (LB) Washington	59	1983-89
Jessie, Ron, (WR) Kansas	81	1975-79
Jeter, Gary, (DE) USC	77	1983-88
Jobko, Bill, (LB) Ohio State	57	1958-62
Jodat, Jim, (RB) Carthage	43	1977-79
Johns, Freeman, (WR) SMU	88	1976-77
Johnson, Bill, (DT) Michigan State	79	1997
Johnson, Chris, (CB) Louisville	37	2005
Johnson, Clyde, (T) Kentucky	8	1946-47
Johnson, Damone, (TE) Cal Poly-SLO	86	1986-92
Johnson, Darcy, (TE) Central Florida	87	2010
Johnson, Donald, (C) Northwestern		1942
Johnson, Holbert, (CB) New Mexico State	46	1987
Johnson, Johnnie, (S) Texas	20	1980-89
Johnson, Marquis, (S) Alabama	25	2010-11
Johnson, Marvin, (DB) San Jose State	27	1951-52
Johnson, Mitch, (T) UCLA	70	1969-70
Johnson, Ray, (HB) Denver	12	1937-38
Johnson, Samuel, (WR) Prairie View A&M	89	1987
Johnson, Todd, (S) Florida	25	2007-08
Johnson, Trevor, (DE) Nebraska	93	2007
Johnson, Trumaine, (CB) Montana	22	2012-13
Jones, A.J., (RB) Texas	24	1982-85
Jones, Barrett, (C/G) Alabama	67	2013
Jones, Bert, (QB) LSU	17	1982
Jones, Clarence, (T) Maryland	72	1994-95
Jones, Cody, (DT) San Jose State	76	1974-78, 80-82
Jones, David (Deacon), (DE) South Carolina State	75	1961-71
Jones, Donnie, (P) LSU	5	2007-11
Jones, Ernie, (WR) Indiana	86	1993
Jones, Gordon, (WR) Pittsburgh	25	1983-84
Jones, Harvey, (RB) Baylor	12	1944-45
Jones, Jimmie, (DT) Miami (FL)	98	1994-96
Jones, Jimmy, (RB) Washington	37	1958
Jones, Mike A., (LB) Missouri	52	1997-2000
Jones, Mike D., (DE) North Carolina State	90	1998
Jones, Nate, (WR) Texas	18	2009
Jones, Robert, (LB) East Carolina	55	1996-97
Jones, Rod, (T) Kansas	60	2001
Jones, Willie, (T) Grambling	70	1999
Jordan, Jeff, (RB) Washington	31	1970
Josephson, Les, (RB) Augustana	34	1964-67, 69-74
Jue, Bhawoh, (S) Penn State	33	2007
Justin, Paul, (QB) Arizona State	16	1999-2001
Justin, Sid, (CB) Long Beach State	31/29	1979

K

NAME (POSITION) COLLEGE	#	RAM YEARS
Kabealo, Michael, (RB) Ohio State	16	1944
Kacyvensky, Isaiah, (LB) Harvard	58	2006
Kalafat, Jim, (LB) Montana State	92	1987
Kalmanir, Tom (Cricket), (RB) Nevada	24	1949-51
Kamana, John, (RB) USC	46	1984
Karney, Mike, (FB) Arizona State	44	2009-2010
Karras, Ted, (G) Indiana	71	1966
Karrilvacz, Carl, (DB) Syracuse	31	1959-60
Kars, John, (QB) Duquesne	35	1944
Kay, Rick, (LB) Colorado	52	1975-77
Kazadi, Muadianvita, (LB) Tulsa	59	1997
Keane, Tom, (DB) West Virginia	10	1948-51
Keeble, Joe, (RB) UCLA	9	1937
Kehl, Bryan, (LB) BYU	50	2010-11
Kelly, Joe, (LB) Washington	52	1994
Kelm, Larry, (LB) Texas A&M	52	1987-92
Kelsay, Chad, (LB) Nebraska	58	2000
Kemp, Jeff, (QB) Dartmouth	9	1981-85
Kendricks, Lance, (TE) Wisconsin	88	2011-13
Kenerson, John, (T) Kentucky State	72	1960
Kennedy, Jimmy, (DT) Penn State	73	2003-06
Kennison, Eddie, (WR) LSU	88	1996-98, 2008
Kent, Jordan, (WR) Oregon	87	2009
Kersten, Wally, (T) Minnesota	79	1982
Kilgore, Jon, (P) Auburn	13	1965-67
Kimbrough, Elbert, (DB) Northwestern	83	1961
Kinchen, Todd, (WR) LSU	81	1992-95
Kinek, Michael, (E) Michigan State	9	1940
King, Andy, (T) Illinois State	68	2002-03
King, Justin, (CB) Penn State	32	2008-11
Kirk, Ken, (C) Mississippi	51	1963
Kirksey, Jon, (G/DT) Sacramento State	65	1995-96
Klein, Bob, (TE) USC	80	1969-76
Klopfenstein, Joe, (TE) Colorado	82/88	2006-08
Klosterman, Don, (QB) Loyola (CA)	10	1952
Klostermann, Bruce, (LB) North Dakota State	97	1990
Knight, Marion, (DE) UNLV	79	1987
Koch, George, (RB) St. Mary's (TX)	19	1945
Konetsky, Floyd, (E) Florida	38	1944-45
Kostiuk, Michael, (T) Detroit Tech H.S.	28	1941
Kovatch, John, (E) Northwestern	16	1938
Kowalski, Gary, (T) Boston College	76	1983
Krause, William, (G) Baldwin-Wallace	37	1938
Krieder, Dan, (FB) New Hampshire	36	2008
Ksionyak, John, (QB) St. Bonaventure	26	1947
Kyle, Jason, (LB) Arizona State	58	2000

L

LaChapelle, Sean, (WR) UCLA	88	1993
LaHood, Mike, (G) Wyoming	64/68	1969, 71-72
Laing, Aaron, (TE) New Mexico State	45/86	1996-98
Lamson, Chuck, (DB) Wyoming	44	1965-67
Landeta, Sean, (P) Towson State	5	1993-96, 2003-04
Lane, Dick (Night Train), (DB) Scottsbluff J.C.	81	1952-53
Lang, David, (RB) Northern Arizona	38	1991-94
Lang, Israel, (RB) Tennessee State	39	1969
Lange, Bill, (G) Dayton	26/65	1951-52
Langford, Kendall, (DT) Hampton	98	2012-13
Lansford, Buck, (G) Texas	63	1958-60
Lansford, Mike, (K) Washington	4/1	1982-90
Lapka, Myron, (DT) USC	67	1982-83
Larsen, Gary, (DT) Concordia	83	1964
Lassiter, Kwamie, (S) Kansas	42	2004
Latin, Jerry, (RB) Northern Illinois	36	1978
Laughlin, Jim, (LB) Ohio State	57	1985-86
Laurinaitis, James, (LB) Ohio State	55	2009-13
Lazetich, Milan, (G) Michigan	27	1945-50
Lazetich, William, (RB) Montana	24	1939, 42
Lear, Leslie, (G) Manitoba, Canada	41	1944-46
Leber, Ben, (LB) Kansas State	59	2011
Leckey, Nick, (G) Kansas State	60	2007-08
Lee, Amp, (RB) Florida State	31	1997-99
Lee, Bob, (QB) Pacific	19	1979-80
Leggett, Earl, (LB) LSU	72	1966
Lehr, Matt, (C) Virginia Tech	69	2004
Lenon, Paris, (LB) Richmond	53	2009
Leonard, Brian, (RB) Rutgers	23	2007-08
Leonard, Louis, (DT) Fresno State	71	2007
Lester, Tim, (RB) Eastern Kentucky	34	1992-94

ALL-TIME ROSTER



NAME (POSITION) COLLEGE	#	RAM YEARS
Levitt, Chad, (RB) Cornell	34	1999
LeVoir, Mark, (T) Notre Dame	75	2007, 2011
Levy, Leonard (Butch), (T) Minnesota	76	1945-46
Lewis, Arthur, (G) Ohio	11	1938-39
Lewis, Chad, (TE) BYU	49	1989-99
Lewis, Damione, (DT) Miami (FL)	92	2001-05
Lewis, David, (LB) USC	51	1983
Lewis, Michael, (S) Colorado	22	2010
Lewis, Woodley, (DB/E) Oregon	30/20	1950-55
Liles, Elvin, (G) Oklahoma A&M	17	1945
Lilja, George, (C) Michigan	59	1982-83
Lilly, Sammy, (CB) Georgia Tech	27	1991-92
Lincoln, Jeremy, (CB) Tennessee	39	1996
Lipscomb, Gene, (DT) no college	78	1953-55
Little, Leonard, (LB/DE) Tennessee	57/91	1998-2009
Littlefield, Carl, (RB) Washington State	34	1938
Livingston, Cliff, (LB) UCLA	58	1963-65
Livingston, Ted, (T/G) Indiana	18/31	1937-40
Lloyd, Brandon, (WR) Illinois	83	2011
Locklin, Kerry, (TE) New Mexico State	83	1982
Lofton, James, (WR) Stanford	22	1993
Lohmiller, Chip, (K) Minnesota	8	1996
Lomack, Tony, (WR) Florida	82	1990
Loneker, Keith, (G) Kansas	64	1993-95
Long, Bob, (LB) UCLA	84	1960-61
Long, Bob, (WR) Wichita State	86	1970
Long, Chris, (DE) Virginia	91	2008-13
Long, Chuck, (QB) Iowa	16	1990
Long, Darren, (TE) Long Beach State	45	1986
Long, Jake, (T) Michigan	77	2013
Looker, Dane, (WR) Washington	89	2002-08
Lothridge, Billy, (P) Georgia Tech	10	1965
Love, Duval, (G) UCLA	67	1985-91
Love, John, (WR) North Texas State	49	1972
Loverne, David, (G) San Jose State	61	2003
LoVetere, John, (DT) Compton J.C.	76	1959-62
Loyd, Jeremy, (LB) Iowa State	56	2003-04, 05
Lucas, Justin, (S) Abilene Christian	41	2004
Lundy, Lamar, (DE/TE) Purdue	85	1957-69
Lyght, Todd, (CB) Notre Dame	41	1991-2000
Lyle, Keith, (S) Virginia	35	1994-2000
Lyman, Delbert, (T) UCLA	1/45	1941, 44

M

Mack, Tom, (G) Michigan	65	1966-78
Maddox, Tommy, (QB) UCLA	8	1994
Magnani, Dante, (RB) St. Mary's (CA)	8/24	1940-42, 47-48
Maier, Francis, (B) Toledo	9	1941
Manning Jr., Ricky, (CB) UCLA	27	2008
Manumaleuna, Brandon, (TE) Arizona	86	2001-05
Marchlewski, Frank, (C) Minnesota	56	1965, 68-69
Marconi, Joe, (RB) West Virginia	34	1956-61
Markov, Victor, (T) Washington	12	1938
Marshall, Larry, (WR) Maryland	44	1978
Martin, Aaron, (DB) North Carolina College	42	1964-65
Martin, Chris, (LB) Auburn	53	1993-94
Martin, Jamie, (QB) Weber State	8/9/10/12/11	1993-96, 2001-02, 04-05
Martin, John, (C) Navy	23	1947-49
Martin, Ruvell, (WR) Saginaw Valley State	82	2009
Maslowski, Matt, (WR) San Diego	48	1971
Mason, Tommy, (RB) Tulane	20	1967-70
Massey, Chris, (LS/FB) Marshall	45	2002-10
Matau, Chris, (G) BYU	51	1987
Matheson, Riley, (G/LB) Texas Mines	11/13	1939-42, 44-47
Matson, Ollie, (RB/E) USF	33	1959-62
Mattison, Bryan, (G) Iowa	67	2011
Mattos, Harry, (RB) St. Mary's (CA)	7	1937
Maumalanga, Chris, (DT) Kansas	98	1997
May, Francis (Jack), (C) Centenary	24	1938
Mayes, Carl, (RB) Texas	49	1952
McBride, Tod, (S) UCLA	27	2004
McBurrows, Gerald, (S) Kansas	23	1995-98
McCleon, Dexter, (CB) Clemson	24/21	1997-2002
McCollum, Andy, (C/G) Toledo	64/67	1999-2007
McCormick, Tom, (RB) Pacific	23	1953-55
McCutcheon, Lawrence, (RB) Colorado State	30	1972-79
McDonald, James, (TE) USC	83	1983-85, 87
McDonald, Mike, (LB) USC	63	1983-84, 86-91
McDonald, Shaun, (WR) Arizona State	84	2003-06
McDonald, Tommy, (WR) Oklahoma	29	1965-66
McDonald, T.J., (S) USC	25	2013
McDonough, Paul, (E) Utah	19	1939-41

NAME (POSITION) COLLEGE	#	RAM YEARS
McFadin, Bud, (DT/T) Texas	62	1952-56
McGarigle, Tim, (LB) Northwestern	59	2007
McGarry, Barney, (G) Utah	30	1939-42
McGee, Brandon, (CB) Miami (Fla.)	32	2013
McGee, Buford, (RB) Mississippi	24	1987-91
McGee, Willie, (WR) Alcorn A&M	24	1974-75
McGlasson, Ed, (C) Youngstown State	54	1980
McGrorty, Dusty, (RB) Southern Oregon	36	2004
McIlhany, Dan, (DB) Texas A&M	17	1965
McIntosh, Rocky, (LB) Miami (Fla.)	50	2012
McJulien, Paul, (P) Jackson State	16	1993
McKee, Ryan, (T) Southern Mississippi	68	2009
McKeever, Marlin, (LB/TE) USC	86	1961-66, 71-72
McKinnely, Phil, (T) UCLA	73	1981
McKinney, Jeremy, (T) Iowa	68	1998
McLain, Kevin, (LB) Colorado State	50	1976-79
McLaughlin, Leon, (C) UCLA	50	1951-55
McLaughlin, Steve, (K) Arizona	3	1995
McLeod, Rodney, (S) Virginia	23	2012-13
McMichael, Randy, (TE) Georgia	84	2007-09
McMillan, Eddie, (CB) Florida State	41	1973-75
McNeal, Travis, (TE) Tennessee-Chattanooga	82	1992-93
McNeill, Mike, (TE) Nebraska	82	2012-13
McNeil, Ryan, (CB) Miami (FL)	47	1997-98
McQuaide, Jake, (LS) Ohio State	44	2011-13
McRaven, William, (RB) Murray State	22	1939
Meador, Ed, (DB) Arkansas Tech	21	1959-70
Meisner, Greg, (DE) Pittsburgh	60	1981-88
Mello, Jim, (RB) Notre Dame	65	1948
Mergenthal, Art, (G) Notre Dame	31	1945-46
Messner, Mark, (LB) Michigan	60	1989
Michaels, Lou, (DE) Kentucky	55	1958-60
Mickel, Jeff, (T) Eastern Washington	77	1990
Middleton, Ron, (TE) Auburn	87	1994
Mikell, Quintin, (S) Boise State	27	2011-12
Milnichik, Joe, (G) North Carolina State	71	1990-92
Millen, Hugh, (QB) Washington	12	1987
Miller, Brit, (FB) Illinois	49	2010-12
Miller, Charles, (G) Purdue	25	1937
Miller, Chris, (QB) Oregon	13/12	1994-95
Miller, Clark, (DE) Utah State	78	1970
Miller, Drew, (C) Florida	67	2011
Miller, Fred, (T) Baylor	73	1996-99
Miller, Keith, (LB) California	53	2000
Miller, Paul, (DE) LSU	81	1954-57
Miller, Nick, (WR) Southern Utah	17	2011
Miller, Ralph, (T) Rice	38/27	1937-38
Miller, Ron, (E) USC	89	1956
Miller, Ron, (QB) Wisconsin	9	1962
Miller, Shawn, (NT) Utah State	98	1984-89
Miller, Willie, (WR) Colorado State	82	1978-82
Milligan, Hanik, (S) Houston	37	2007
Milner, Billy, (T) Houston	77	1996
Minor, Travis, (RB) Florida State	22	2007-08
Misko, John, (P) Oregon State	6	1982-84
Mitchell, Lydell, (RB) Penn State	22	1980
Moan, Emmett (Kelly), (RB) West Virginia	6	1939
Mobley, Stacey, (WR) Jackson State	81	1987
Molden, Frank, (DT) Jackson State	78	1965
Monaco, Raymond, (G) Holy Cross	16	1945
Montgomery, Tyrone, (RB) Mississippi	25	1995
Moore, Eric, (DE) Florida State	92	2006-08
Moore, Jeff, (WR) Tennessee	86	1980-81
Moore, Jerald, (RB) Oklahoma	44	1996-98
Moore, Malcolm, (TE) USC	84	1987
Moore, Tom, (RB) Vanderbilt	25	1966
Moran, Sean, (DE) Colorado State	77	2000-01
Morris, George, (RB) Baldwin-Wallace	4	1941-42
Morris, Jack, (DB) Oregon	40	1958-60
Morris, Larry, (LB) Georgia Tech	56/31	1955-57
Morrow, John, (C) Michigan	51	1956-59
Morton, Mike, (LB) North Carolina	58	1999
Moss, Brent, (RB) Wisconsin	31	1995
Mucha, Rudolph, (G) Washington	27	1941, 45
Mulligan, Matthew, (TE) Maine	82	2012
Munson, Bill, (QB) Utah State	19	1964-67
Murphy, Harvey (Ham), (E) Mississippi	28	1940
Murphy, Jerome, (CB), South Florida	23	2010
Murphy, Phil, (DT) South Carolina State	95	1980-81
Murphy, Yo, (WR) Idaho	83	2001-02
Murray, Joe, (G) USC	76	1987
Myers, Brad, (RB) Bucknell	28	1953-56
Myers, Jack, (RB/DB) UCLA	31	1952

ALL-TIME ROSTER



N

NAME. (POSITION) COLLEGE	#	RAM YEARS
Namath, Joe, (QB) Alabama	12	1977
Naumetz, Fred, (LB/C) Boston College	22	1946-50
Nead, Spencer, (TE/FB) BYU	47	2003
Neill, Ryan, (LS) Rutgers	92	2009
Nelson, Bill, (DT) Oregon State	67	1971-75
Nelson, Chuck, (K) Washington	13	1983
Nelson, Terry, (TE) Arkansas AM&N	83	1973-80
Nemeth, Stephen, (QB) Notre Dame	10	1945
Ness, Nate, (CB) Arizona	30	2011
Nettles, Jim, (DB) Wisconsin	19	1969-72
Newberry, Tom, (G) Wisconsin-LaCrosse	66	1986-94
Newman, Anthony, (S) Oregon	26	1988-94
Newsome, Vince, (S) Washington	22	1983-90
Newson, Tony, (LB) Utah State	51	2004
Nichols, Bob, (T) Stanford	77	1966-67
Niklos, J.R., (RB) Western Illinois	25	2002
Nix, John, (B) Mississippi State	6	1940
Nixon, David, (LB) Brigham Young	51	2010-11
Noa, Kaulana, (T) Hawaii	71	2000-01
Noble, Don, (TE) California	86	1987
Noll, Ben, (G/T) Pennsylvania	64	2005
Norwood, Jerious, (RB) Mississippi State	34	2011
Nsekhe, Ty, (T) Texas State	60	2012
Null, Keith, (QB) West Texas A&M	9	2009
Nütten, Tom, (C/G) Western Michigan	61	1998-2002, 04-05
Nuzum, Rick, (C) Kentucky	51	1977

O

O'Berry, Herman, (CB) Oregon	42	1996
O'Neal, Leslie, (DE) Oklahoma State	91	1996-97
O'Neill, William, (RB) Detroit		1937
O'Steen, Dwayne, (CB) San Jose State	33	1978-79
Odom, Ricky, (DB) USC	23	1979
Ojinnaka, Quinn, (G) Syracuse	69	2012
Olsen, Merlin, (DT) Utah State	74	1962-76
Olsen, Norman, (T) Alabama	65	1944
Olsen, Phil, (DT/DE) Utah State	72	1971-74
Olson, Glenn, (B) Iowa	25	1940
Ogbonnaya, Chris, (RB) Texas	22	2009
Ogletree, Alec, (LB) Georgia	52	2013
Onobun, Fendi, (TE) Arizona	48	2010
Osborne, Chuck, (DT) Arizona	97	1996
Ottis, Brad, (DE) Wayne State (NE)	95	1996
Owens, Mel, (LB) Michigan	58	1981-89
Owens, Richard, (FB) Louisville	49	2007

P

Pace, Orlando, (T) Ohio State	76	1997-2008
Pacheco, Chris, (NT) Fresno State	42	1987
Pagel, Mike, (QB) Arizona State	14	1991-93
Pahukoa, Jeff, (G) Washington	69	1991-93
Panfil, Ken, (T) Purdue	73	1956-58
Pankey, Irv, (T) Penn State	75	1980-90
Pardee, Jack, (LB) Texas A&M	32	1957-70
Parks, Cord, (WR/CB) Northeastern	23	2009
Parish, Don, (LB) Stanford	57	1971
Parker, Anthony, (CB) Arizona State	27	1995-96
Parquet, Jeremy, (T) Southern Mississippi	64	2006-07
Pasqua, Joe, (T) SMU	65	1942, 46
Pasquariello, Ralph, (RB) Villanova	36	1950
Pastorini, Dan, (QB) Santa Clara	10	1981
Patt, Maurice (Babe), (E) Carnegie Tech	2	1939-42
Pattison, Mark, (WR) Washington	83	1986
Paul, Don, (LB) UCLA	57	1948-55
Peacock, Elvis, (RB) Oklahoma	34	1979-80
Peard, Isaiah, (RB) Cincinnati	24	2012-13
Pelshak, Troy, (LB) North Carolina A&T	91	1999-2000
Penaranda, Jairo, (RB) UCLA	22	1981
Pergine, John, (LB) Notre Dame	52	1969-72
Perkins, Art, (RB) North Texas State	37	1962-63
Perrie, Michael, (B) St. Mary's (CA)	6	1939
Perry, Gerald, (T) Southern (LA)	64	1991-92
Perry, Rod, (CB) Colorado	49	1975-82
Petchel, John, (QB) Duquesne	50/17	1942, 44

NAME. (POSITION) COLLEGE	#	RAM YEARS
Peterson, Jim, (LB) San Diego State	57	1974-75
Peterson, Nelson, (RB) West Virginia Wesleyan	11	1938
Petitbon, Richie, (DB) Tulane	17	1969-70
Petitti, Rob, (T) Pittsburgh	71	2007
Pettis, Austin, (WR) Boise State	18	2011-13
Phifer, Roman, (LB) UCLA	58	1991-98
Phillips, George, (LB) UCLA	16	1945
Phillips, Jim (Red), (E) Auburn	82	1958-64
Phillips, Joe, (DT) SMU	66	1998
Phillips, Lawrence, (RB) Nebraska	21	1996-97
Phillips, Rod, (RB) Jackson State	39	1975-78
Pickett, Ryan, (DT) Ohio State	79	2001-05
Piel, Mike, (DT) Illinois	95	1989-92
Pifferini, Bob, (LB) UCLA	54	1977
Pike, Chris, (DT) Tulsa	93	1991
Pillath, Roger, (T) Wisconsin	72	1965
Pincura, Stanley, (QB) Ohio State	1/15	1937-38
Pinkney, Lovell, (TE) Texas	83	1995
Pittman, Antonio, (RB) Ohio State	30	2007-08
Pitts, Elijah, (RB) Philander Smith	22	1970
Pitts, Hugh, (LB) TCU	56	1956
Pivec, Dave, (TE) Notre Dame	83	1966-68
Platukas, George, (E) Duquesne	70	1942
Pleasant, Mike, (CB) Oklahoma	43	1984
Plum, Milt, (QB) Penn State	16	1968
Plummer, Tony, (DB) Pacific	21	1974
Plunkett, Warren, (QB) Minnesota	58	1942
Pointer, Quinton, (CB) UNLV	33	2012-13
Polley, Tommy, (LB) Florida State	52	2001-04
Ponder, Willie, (WR) Southeast Missouri State	88	2006
Pope, Bucky, (WR) Catawba	80	1964, 66-67
Pope, Marquez, (S) Fresno State	22	1994
Poppinga, Brady, (LB) Brigham Young	51	2011
Porter, Quinn, (RB) Stillman	35	2011
Pottios, Myron, (LB) Notre Dame	66	1966-70
Powell, Tim, (DE) Northwestern	58	1965
Powers, Warren, (DE) Maryland	98	1992
Prather, Dale, (E) George Washington	30	1937-38
Preece, Steve, (S) Oregon State	20	1973-76
Price, Jim, (TE) Stanford	87	1991-92, 95
Price, Mitchell, (CB) Tulane	27	1993
Pritchard, Bosh, (RB) VMI	56	1942
Pritko, Stephen, (DE) Villanova	30	1944-47
Prochaska, Raymond, (E) Nebraska	8	1941
Proehl, Ricky, (WR) Wake Forest	87	1998-2002
Pudloski, Chester, (T) Villanova	40	1944-47
Purling, Dave, (DE) USC	67	1987
Purnell, Jim, (LB) Wisconsin	53	1969-72
Putnam, Duane, (G) Pacific	61	1952-59, 62

Q

Quarles, Bernard, (QB) Hawaii	9	1987
Quick, Brian, (WR) Appalachian State	83	2012-13
Quinlan, Volney (Skeet), (RB) San Diego State	21	1952-56
Quinn, Robert, (DE) North Carolina	94	2011-13

R

Ragazzo, Philip, (G) Case Western Reserve	36	1938-40
Ramsey, LaJuan, (DT) Southern California	99	2009
Rapp, Manual, (B) Saint Louis	67	1942
Ray, David, (K/WR) Alabama	27	1969-74
Raye Jr., Jimmy, (WR) San Diego State	18	1991
Ream, Charles, (T) Ohio State	39	1938
Redden, Barry, (RB) Richmond	30	1982-86
Reece, Geoff, (C) Washington State	54	1976
Reece, John, (CB) Nebraska	21	1995
Reed, J.R., (S) South Florida	32	2006
Reed, Doug, (DE) San Diego State	93	1984-90
Reese, Booker, (DE) Bethune-Cookman	66	1984-85
Reid, Joe, (LB) LSU	35	1951
Reilly, Mike, (LB) Oklahoma	57	1982
Reilly, Mike, (QB) Central Washington	13	2009
Reinhard, Bob, (T/DT) California	54	1950
Reisz, Albie, (QB) Southwestern Louisiana	26	1944-46
Rentzel, Lance, (WR) Oklahoma	13/19	1971-72, 74
Repko, Joe, (DT) Boston College	42	1948-49
Reynolds, Chase, (RB) Montana	34	2013
Reynolds, Jack, (LB) Tennessee	54/64	1970-80
Reynolds, Joffrey, (RB) Houston	26	2003
Rhome, Jerry, (QB) Tulsa	17	1971
Rich, Herb, (DB) Vanderbilt	42	1951-53

ALL-TIME ROSTER



NAME. (POSITION) COLLEGE	#	RAM YEARS
Richardson, Barry, (T) Clemson	79	2012
Richardson, Daryl, (RB) Abilene Christian	26	2012-13
Richardson, Jerry, (DB) West Texas State	43	1964-65
Richardson, Reggie, (S) Utah	37	1987
Richter, Les, (LB) California	67/48	1954-62
Rickards, Paul, (QB) Pittsburgh	50	1948
Rieth, William, (C/G) Carnegie Tech	6/32	1941-42, 44-45
Riffle, Charles, (G) Notre Dame	31	1944
Rivers, Gerald, (DE) Ole Miss	99	2013
Roach, David, (S) TCU	42	2008-09
Robbins, Fred, (DT) Wake Forest	98	2010-11
Robbins, Kevin, (T) Michigan State	72	1993
Robertson, Isiah, (LB) Southern (LA)	58	1971-78
Robinson, Bryan, (DE) Fresno State	92	1997
Robinson, Gerald, (DE) Auburn	97	1991-94
Robinson, Greg, (RB) Northeast Louisiana	28	1995-96
Robinson, Jack, (T/G) Northeast Missouri State	19	1938
Robinson, Jeff, (LS/DE/TE) Idaho	94/45/87	1997-2001, 05
Robinson, Laurent, (WR) Illinois State	19	2009-10
Robustelli, Andy, (DE) Arnold	84	1951-55
Rocker, David, (DT) Auburn	92	1991-94
Rockwell, Henry, (G/C) Arizona State	17	1940-42
Rodak, Michael, (RB/E) Case Western Reserve	23	1939-40
Rogers, Mel, (LB) Florida A&M	57	1976
Rolling, Henry, (LB) Nevada Reno	59	1993-94
Romberg, Brett, (C) Miami (FL)	65	2006-08
Rose, Joe, (TE) California	87	1987
Rosequist, Ted, (T) Ohio State	17	1937
Ross, Jermaine, (WR) Purdue	82	1994-97
Rowe, Joe, (CB) Virginia	42	1997
Ruble, T.J., (QB) Tulsa	12	1992-93
Rucker, Conrad, (G/T) Southern (LA)	63	1980
Russell, Doug, (RB) Kansas State	4	1939
Russell, Leonard, (RB) Arizona State	42	1995
Ruthstrom, Ralph, (RB) SMU	20	1945-46
Rutledge, Craig, (S) UCLA	48	1987
Rutledge, Jeff, (QB) Alabama	8	1979-81
Ryan, Clifton, (DT) Michigan State	95	2007-10
Ryan, Frank, (QB) Rice	15	1958-61
Ryczek, Dan, (C) Virginia	54	1978-79
Rypien, Mark, (QB) Washington State	11	1995, 97

S

Saffold, Rodger, (T/G) Indiana	76	2010-13
Saipaia, Blaine, (T/G/TE) Colorado State	60/49	2004-05
Salas, Greg, (WR) Hawaii	87	2011
Sanders, Glenell, (LB) Louisiana Tech	55	1991
Saul, Rich, (C/TE) Michigan State	61/87	1970-81
Savatsky, Oliver, (E) Miami (OH)		1937
Scales, Dwight, (WR) Grambling	87	1976-78
Scarry, Michael (Mo), (C) Waynesburg	39	1944-45
Schad, Mike, (G/T) Queens, Canada	76	1987-88
Schenker, Nathan, (T) Howard (Samford)	38	1939
Schouman, Derek, (TE) Boise State	88	2010
Schuening, Roy, (G) Oregon State	67	2008
Schuh, Harry, (T) Memphis State	76/79	1971-73
Schultz, Eberle, (T) Oregon State	40	1945-47
Schumacher, Gregg, (DE) Illinois	81	1967-68
Schupbach, Orrin (Tex), (T) West Texas State		1942
Scibelli, Joe, (G) Notre Dame	71	1961-76
Scott, Chuck, (WR) Vanderbilt	84	1986
Scott, Darell, (DT) Clemson	97	2010
Scott, Travis, (G) Arizona State	64	2002
Scribner, Rob, (RB) UCLA	33	1973-76
Scurlock, Mike, (CB) Arizona	22	1995-98
Seabright, Charles, (QB) West Virginia	25	1941
Seale, Sam, (CB) Western State (CO)	22	1993
Sears, Corey, (DE) Mississippi State	95	1998
Sebastian, Mike, (B) Pittsburgh	4	1937
Sehorn, Jason, (S) USC	42	2003
Selawski, Gene, (T) Purdue	70	1959
Sellers, Donald, (WR/QB) New Mexico	16	1997-97
Selvie, George, (DE) South Florida	67	2010
Septien, Rafael, (K) Southwest Louisiana	1	1977
Setterstrom, Mark, (G) Minnesota	66	2006-09
Severson, Jeff, (DB) Long Beach State	45	1979
Sewell, Harley, (G) Texas	66	1963
Shanle, Scott, (LB) Nebraska	54	2003
Shannon, Carver, (DB/RB) Southern Illinois	47	1962-64
Shaw, Bob, (E) Ohio State	60	1945-46, 49
Shaw, Glenn, (RB) Kentucky	34	1962
Shaw, Nate, (DB) USC	44	1969-70
Shaw, Robert, (E) Ohio State	32	1945-46, 49

NAME. (POSITION) COLLEGE	#	RAM YEARS
Shearin, Joe, (G) Texas	64	1983-84
Shepherd, Jacoby, (CB) Oklahoma State	22	2000-01
Sheppard, Ashley, (LB) Clemson	59	1995
Sherman, Rod, (WR) USC	86	1973
Sherman, Will, (DB) St. Mary's (CA)	43	1954-60
Shirey, Frederick, (T) Nebraska	36	1940-41
Shiver, Ray, (DB) Miami (FL)	22	1956
Shivers, Jason, (S) Arizona State	30	2004
Shofner, Del, (E) Baylor	29	1957-60
Sievers, Eric, (TE) Maryland	82	1988
Sikich, Rudolph, (T) Minnesota	48	1945
Simensen, Don, (T) St. Thomas (MN)	65/76	1951-52
Simington, Milton, (T) Arkansas	33	1941
Simmons, Jeff, (WR) USC	89	1983
Simpson, Bill, (DB) Michigan State	48	1974-78
Sims, Eugene, (DE) West Texas A&M	97	2010-13
Sims, George, (DB) Baylor	17	1949-50
Sims-Walker, Mike, (WR) UCF	10	2011
Sinnott, Greg, (T) Utah State	64	1987
Skoronski, Edmund, (C) Purdue		1937
Skow, Jim, (DE) Nebraska	68	1992
Slater, Jackie, (T) Jackson State	78	1976-95
Slaton, Tony, (C) USC	61	1984-89
Slovak, Martin, (RB) Toledo	5	1939-41
Small, Torrance, (WR) Alcorn State	83	1997
Smilanich, Bronko, (B) Arizona	21	1939
Smith, Anthony, (S), Syracuse	26	2009
Smith, Billy Ray, (DE) Arkansas	80	1957
Smith, Bobby, (DB) UCLA	23	1962-65
Smith, Brian, (LB) Auburn	96	1989-90
Smith, Bruce, (RB) Minnesota	56	1948
Smith, Chris, (CB) Northern Illinois	36	2011
Smith, Doug, (C) Bowling Green	62	1978-91
Smith, Fernando, (DE) Jackson State	95	2000
Smith, Gaylon, (RB) Southwestern (TN)	10	1939-42
Smith, Jason, (T) Baylor	77	2009-11
Smith, Justin, (LB) Indiana	53	2003
Smith, Larry, (RB) Florida	38	1969-73
Smith, Lucious, (CB) Cal State-Fullerton	23	1980-82
Smith, Paul, (RB) UTEP	31	2006
Smith, Phil, (WR) San Diego State	88	1987
Smith, Raonall, (LB) Washington State	56	2006-07
Smith, Ron, (DB) Wisconsin	42	1968-69
Smith, Ron, (QB) Richmond	14	1965
Smith, Ron, (WR) San Diego State	84	1978-79
Smith, Sean, (DT) Grambling	97	1989
Smith, Shelley, (G) Colorado State	66	2012-13
Smith, Shevin, (S) Florida State	30	2000
Smith, Steve, (WR) USC	12	2012
Smith, Verda (V.T.), (RB) Abilene Christian	77	1949-53
Smith, Vernice, (G) Florida A&M	62	1997
Smoker, Jeff, (QB) Michigan State	9/15	2004, 05
Smyth, Bill, (T/TE) Cincinnati	79	1947-50
Snow, Jack, (WR) Notre Dame	84	1965-75
Snyder, Robert, (RB) Ohio	4/13	1937-38
Sorensen, Nick, (S) Virginia Tech	41	2001-02
Spach, Stephen, (TE) Fresno State	81	2011
Spadaccini, Victor, (QB) Minnesota	33	1938-40
Sparkman, Alan, (DT) Texas A&M	44	1948-49
Spikes, Cameron, (G) Texas A&M	71/73	1999-2001
St. Clair, John, (T) Virginia	70	2000-03
Staat, Jeremy, (DT) Arizona State	95	2003
Stacy, Zac, (RB) Vanderbilt	30	2013
Stalcup, Jerry, (LB) Wisconsin	60	1960
Stams, Frank, (LB) Notre Dame	50	1989-91
Stanley, Derek, (WR) Wisconsin-Whitewater	19	2007-09
Starks, Max, (T) Florida	79	2013
Statuto, Art, (C) Notre Dame	21	1950
Stein, Bob, (LB) Minnesota	66	1973-74
Stemke, Kevin, (P) Wisconsin	2	2004
Stephen, Scott, (LB) Arizona State	50	1992
Stephens, John, (E) Marshall	25	1938
Stephens, Larry, (DT) Texas	50	1962
Stephenson, Dave, (G) West Virginia	34	1950
Steussie, Todd, (T) California	79	2006-07
Stevenson, Ralph, (G) Oklahoma	4	1940
Stewart, Darian, (S) South Carolina	20	2010-13
Stewart, Michael, (S) Fresno State	23	1987-93
Stiger, Jim, (RB) Washington	26	1965-67
Stills, Gary, (LB) West Virginia	55	2008
Stokes, Fred, (DE) Georgia Southern	65/60	1987-88, 93-95
Stokes, Tim, (T) Oregon	78	1974
Stoyanovich, Pete, (K) Indiana	3	2000
Stradford, Troy, (RB) Boston College	21	1992
Strickland, Fred, (LB) Purdue	53	1988-92
Strode, Woody, (E) UCLA	39	1946

ALL-TIME ROSTER



NAME (POSITION) COLLEGE	#	RAM YEARS
Strofolino, Mike, (LB) Villanova	61	1965
Strugar, George, (DT) Washington	77	1957-61
Stuart, Roy, (G) Tulsa	45	1942
Studstill, Pat, (WR/P) Houston	28	1968-71
Stukes, Charlie, (CB) Maryland Eastern Shore	47	1973-74
Styles, Lorenzo, (LB) Ohio State	51	1997-2000
Sucic, Steve, (RB) Illinois	46	1946
Sully, Ivory, (DB) Delaware	37	1979-84
Sutton, Mickey, (CB) Montana	49	1986-88, 90
Svare, Harland, (LB) Washington State	76/51	1953-54
Swain, Bill, (LB) Oregon	52	1963
Swanson, Pete, (G) Stanford	68	2000
Sweet, Joe, (WR) Tennessee State	82	1972-73
Sweetan, Karl, (QB) Wake Forest	10	1969-70
Swinson, Corey, (OL) Hampton	66	1995

T

Talbert, Diron, (DT) Texas	72	1967-70
Tarbox, Bruce, (G) Syracuse	61	1961
Tatupu, Mosi, (FB) USC	30	1991
Taylor, Cecil, (RB) Kansas State	48	1955-57
Taylor, Tom, (G) Georgia Tech	62	1987
Taylor, Travis, (WR) Florida	18	2007
Teeuws, Len, (T) Tulane	74	1952-53
Tercero, Scott, (G) California	63	2003-04
Terrell, Claude, (G) New Mexico	75	2005-07
Terrell, Pat, (S) Notre Dame	37	1990-93
Thomas, Ben, (DT) Auburn	94	1991
Thomas, Bob, (RB) Arizona State	35	1971-72
Thomas, Chris, (WR) Cal Poly-SLO	83	1999-2000
Thomas, Clendon, (RB) Oklahoma	46/35	1958-61
Thomas, Hollis, (DT) Northern Illinois	93	2009
Thomas, J.T., (WR) Arizona State	18/87	1995-98
Thomas, Jewerl, (RB) Arizona State	33	1980-82
Thomas, Kelly, (T) USC	73	1987
Thomas, Pat, (CB) Texas A&M	27	1976-82
Thomas, Robert, (LB) UCLA	55	2002-04
Thomas, Rodney, (CB) BYU	21	1991
Thomason, Bob, (QB) VMI	65	1949
Thompson, Anthony, (RB) Indiana	32	1992
Thompson, David, (RB) Oklahoma State	28	1997-98
Thompson, Dominique, (WR) William & Mary	17	2005
Thompson, Ernie, (FB) Indiana	32	1991
Thompson, Harry, (G) UCLA	66/44	1950-54
Thorpe, Wilfred, (G) Arkansas	26	1941-42
Thrift, Cliff, (LB) East Central Oklahoma	52	1986
Timmerman, Adam, (G) South Dakota	62	1999-2006
Tinoisamoa, Pisa, (LB) Hawaii	50	2003-08
Tiumalu, Casey, (RB) BYU	42	1987
Toogood, Charley, (DT/T) Nebraska	78	1951-56
Toston, Keith, (RB) Oklahoma State	38	2010
Towler, Dan, (RB) Washington & Jefferson	32	1950-55
Trautwein, Phil, (T) Florida	64	2009
Trejo, Stephen, (RB) Arizona State	34	2004
Truax, Billy, (TE) LSU	87	1964-70
Tucker, Rex, (T/G) Texas A&M	66	2005
Tucker, Ryan, (C/G/T) TCU	50	1997-2001
Tucker, Wendell, (WR) South Carolina State	14	1967-70
Tuckey, Richard, (RB) Manhattan	37	1938
Tuiasosopo, Navy, (C) Utah State	68	1987
Turley, Kyle, (T) San Diego State	68	2003
Turk, Matt, (P) Wisconsin-Whitewater	1	2006
Turner, James, (C) Oklahoma A&M	13	1937
Turner, Larry, (C/G) Eastern Kentucky	64/63	2004, 05-06
Turner, Robert, (C/G), New Mexico	59	2012
Turner, Vernon, (WR) Carson-Newman	82	1991-92
Tuten, Rick, (P) Florida State	11	1998-99
Tyler, Wendell, (RB) UCLA	26	1977-82
Tyrrell, Tim, (RB) Northern Illinois	32	1986-88

U

Underwood, Forest, (T/G) Davis & Elkins	11	1937
Uzdavinis, Walter, (E) Fordham	20	1937

V

NAME (POSITION) COLLEGE	#	RAM YEARS
Valdez, Vernon, (DB) San Diego	47	1960
Valerio, Joe, (G) Pennsylvania	64	1996
Van Brocklin, Norm, (QB) Oregon	25/11	1949-57
Vann, Norwood, (LB) East Carolina	51	1984-87
Varrichione, Frank, (T) Notre Dame	70	1961-65
Vasicek, Vic, (LB) Texas	35	1950
Veltung, Justin, (WR) Idaho	19	2013
Verstegen, Mike, (G) Wisconsin	67	1998
Villanueva, Danny, (P/K) New Mexico State	11	1960-64
Vinnett, Darius, (CB) Arkansas	31	2007
Vobora, David, (LB) Idaho	58	2008-10
Von Sonn, Andy, (LB) UCLA	46	1964

W

Waddy, Billy, (WR) Colorado	80	1977-81
Wade, Bill, (QB) Vanderbilt	9	1954-60
Wade, Jonathan, (CB) Tennessee	20	2007-09
Wahlroos, Drew, (LB) Colorado	58	2004-05
Walker, Aaron, (TE) Florida	87	2005-07
Walker, Glen, (P) USC	19	1977
Walker, Marquis, (CB) Southeast Missouri State	38	1996-97
Wallace, Jackie, (DB) Arizona	20	1977-79
Waller, Ron, (RB) Maryland	27	1955-58
Wallerstedt, Brett, (LB) Arizona State	53	1997
Walls, Lenny, (CB) Boston College	27	2007
Walsh, Steve, (QB) Miami (FL)	4	1996
Walton, Shane, (S) Notre Dame	38	2003
Ward, Phillip, (LB) UCLA	55	1998
Wardlow, Duane, (DE) Washington	89/83	1954-56
Warner, Curt, (RB) Penn State	21	1990
Warner, Kurt, (QB) Northern Iowa	10/13	1998-2003
Washington, Brandon, (G) Miami (Fla.)	70	2013
Washington, Chauncey, (RB) USC	33	2010
Washington, James, (S) UCLA	37	1998-89
Washington, Ken, (RB/DB) UCLA	13	1946-48
Waterfield, Bob, (QB/DB/K) UCLA	7	1945-52
Watkins, Rokevius, (G) South Carolina	73	2012
Watson, Justin, (RB) San Diego State	36	1999-2002
Wattelet, Frank, (S) Kansas	41	1987
Weary, Fred, (CB) Florida	32	2003
Welch, Thomas, (T) Vanderbilt	72	2011
Wells, Scott, (C) Tennessee	63	2012-13
Wendryhoski, Joe, (C) Illinois	54	1964-66
West, Pat, (RB) USC	36	1945-48
West, Stan, (NG) Oklahoma	11/64	1950-54
West, Walter, (RB) Pittsburgh	21	1944
Westbrooks, Greg, (LB) Colorado	57	1979-80
White, Alberto, (DE) Texas Southern	94	1995-96
White, Charles, (RB) USC	33	1985-88
White, Dwayne, (G) Alcorn State	67	1995-96
White, Lee, (RB) Weber State	44	1971
White, Leon, (LB) BYU	55	1992-93
White, Russell, (RB) California	44	1993
Whitley, James, (CB) Michigan	27	2002-03
Whitmyer, Nat, (DB) Washington	44	1963
Whittenton, Jesse, (DB) Texas Western	44	1956-57
Whittingham, Carey, (LB) BYU	57	1987
Whittingham, Fred, (LB) Cal Poly-SLO	55	1964
Whittingham, Kyle, (LB) BYU	52	1987
Wiegert, Zach, (G) Nebraska	73	1995-98
Wilbur, John, (G) Stanford	60	1970
Wilcher, Mike, (LB) North Carolina	94	1983-90
Wilkins, Jeff, (K) Youngstown State	14	1997-2007
Wilkins, Roy, (LB) Georgia	78	1958-59
Wilkins, Terrence, (WR) Virginia	82	2002
Wilkinson, Jerry, (DE) Oregon State	70	1979
Williams, Aeneas, (CB/S) Southern (LA)	35	2001-04
Williams, Alonzo, (RB) Mesa (CO)	31	1987
Williams, Billy, (WR) Tennessee	19	1995-96
Williams, Brandon, (WR) Wisconsin	16	2007
Williams, Charlie, (WR) Prairie View	83	1970
Williams, Chris, (G/T) Vanderbilt	65	2012-13
Williams, Clarence, (DB) Washington State	24	1965-72
Williams, Eric, (LB) USC	66	1982-83
Williams, Frank, (RB) Pepperdine	36	1961-64
Williams, Grant, (T) Louisiana Tech	77	2002-04
Williams, Henry, (DB) San Diego State	25	1983
Williams, Jay, (DE) Wake Forest	96	1994-99

ALL-TIME ROSTER



<u>NAME. (POSITION) COLLEGE</u>	<u>#</u>	<u>RAM YEARS</u>
Williams, Jeff, (T) Rhode Island	62	1977
Williams, Jerry, (DB) Washington State	33/22	1949-52
Williams, Joe, (B) Ohio State		1937
Williams, John, (T) Minnesota	75	1972-79
Williams, Mark, (LB) Ohio State	56	1996
Williams, Mike, (DB) LSU	28	1983
Williams, Roger, (DB) Grambling	46	1971-72
Williams, Roland, (TE) Syracuse	86/88	1998-2000, 05
Williams, Sam, (DE) Michigan State	88	1959
Williams, Travis, (RB) Arizona State	25	1971
Williamson, Greg, (CB) Fresno State	43	1987
Willig, Matt, (T) USC	77	1999, 2005
Wilson, Ben, (RB) USC	36	1963-65
Wilson, Gordon, (T) Texas Mines	21	1941
Wilson, Jack, (RB) Baylor	50	1946-47
Wilson, Jim, (T) Georgia	77	1968
Wilson, John, (E) Case Western Reserve	12	1939-42
Wilson, Karl, (DE) LSU	77	1991
Wilson, Tom, (RB) no college	37/24	1956-61
Winkler, Jim, (DT) Texas A&M	38/78	1951-52
Winkler, Joseph, (C) Purdue	25	1945
Winston, Kelton, (DB) Wiley	47	1967-68
Wisne, Jerry, (T) Notre Dame	71	2002
Wistrom, Grant, (DE) Nebraska	98	1998-2003
Witherspoon, Will, (LB) Georgia	51	2006-08, 2013
Withrow, Cory, (C) Washington State	61	2008
Wojcik, Greg, (DT) USC	78	1971
Wolfley, Ron, (RB) West Virginia	30	1995
Woodlief, Doug, (LB) Memphis State	57	1965-69
Woods, Tony, (DE) Pittsburgh	91	1993
Worden, James, (RB) Waynesburg	21	1945
Wright, Alexander, (WR) Auburn	89	1995-96
Wright, Alvin, (NT) Jacksonville State	99	1986-92
Wright, Toby, (S) Nebraska	32	1994-98
Wroten, Claude, (DT) LSU	99	2006-07

Y

<u>NAME. (POSITION) COLLEGE</u>	<u>#</u>	<u>RAM YEARS</u>
Yagiello, Ray, (G) Catawba	54	1948-49
Yary, Ron, (T) USC	73	1982
Young, Brian, (DT) UTEP	66	2000-02
Young, Charle, (TE) USC	86	1977-79
Young, Michael, (WR) UCLA	88	1985-88
Young, Robert, (DE) Mississippi State	76	1991-95
Youngblood, George, (DB) Cal State-Los Angeles	45	1966
Youngblood, Jack, (DE) Florida	85	1971-84
Youngblood, Jim, (LB) Tennessee Tech	53	1973-84
Younger, Paul (Tank), (RB/LB) Grambling	13/35	1949-57

Z

Zeman, Ed, (S) Fort Lewis	41	1987
Zendejas, Tony, (K) Nevada	10	1991-93
Zgonina, Jeff, (DT) Purdue	90	1999-2002
Zilly, Jack, (TE/DE) Notre Dame	42/56	1947-51
Zirinsky, Walter, (RB) Lafayette	16	1945
Zoll, Richard, (G) Indiana	26/20	1937-38
Zontini, Louis, (B) Notre Dame	23	1944
Zuerlein, Greg, (K) Missouri Western	4	2012-13

ALL-TIME ROSTER



The listed players were members of the Rams' developmental/practice squad for at least a portion of the year indicated. The current-day practice squad came into being in 1990 after the NFL instituted the "developmental squad" in 1989 and changed the name one year later to the practice squad.

Adams, Harry, WR, Auburn, 2013
Adams, Kris, WR, Texas El-Paso, 2011
Ah You, C.J. DE, Oklahoma, 2007-08
*Alexander, Danario, WR, Missouri, 2010
Anelli, Mark, TE, Wisconsin, 2006
Anthony, Corwin, TE, UCLA, 1991
*Ashe, Richard, TE, Humboldt State (CA), 1989-90
*Asiodu, K.C., LB, Central Oklahoma, 2009

Ball, Lance, RB, Maryland, 2008
Banks, Cornell, DT, Fresno State, 2011
*Barnes, Tim, C, Missouri, 2011
*Basse, Eric, CB/S, Oklahoma 2007-08
Beeler, Chase, C, Stanford 2012
*Belin, Chuck, G, Wisconsin, 1993
*Berlin, Brock, QB, Miami (FL), 2007
Blake, Emory, WR, Auburn, 2013
*Blevins, Darrius, WR, Memphis, 1999
*Boudreau, Frank, DE, Northwestern, 1993
*Brady, Rickey, TE, Oklahoma, 1994
*Brake, Mike, TE, Akron, 2004
*Brandstater, Tom, QB, Fresno State, 2011
Brasher, Bob, TE, Arizona State, 1994
*Brodine, Mason, DE, Nebraska-Kearney, 2012-13
#Brown, Aaron, LB, Hawaii, 2012
Brown, Antonio, T, Illinois, 2000
Brown, Darwin, CB, Texas Tech, 1999
*Brown, Jonathan, DE, Tennessee, 2001
Brown, Marcus, CB, McNeese State, 2009
Brown, Michael, DE, Howard, 2006
*Brown, Sammy, LB, Houston, 2012-13
Brown, Shannon, DT, Alabama, 1997
Brown, Travis, WR, New Mexico, 2008
*Broyles, James, G, Southwest Missouri State, 2002
*Buchanan, Richard, WR, Northwestern, 1993
*Bulger, Marc, QB, Pittsburgh, 2000
Burley, Marcus, DB, Delaware, 2013
Burley, Nick, DE, Fresno State, 2003-04
Burney, Kendrick, CB, North Carolina, 2011
Butler, Eric, TE, Mississippi State, 2009

Caddell, Matt, WR, Alabama, 2008
*Calahan, Jeremy, DT, Rice, 2005
*Campion, Pete, T, North Dakota State, 2002
Capizzi, Jason, T, Indiana (PA), 2008
Carlson, Jeff, QB, Weber State, 1989
Carr, Derrick, DT, Bowling Green, 1990
Carter, Jeremy, WR, Western Carolina, 2005
Cecil, Toby, G, Texas Tech, 2004-05
Chiles, John, WR, Texas, 2011
#Chorak, Jason, LB, Washington, 1998
*Cohen, Dustin, LB, Miami, Ohio, 2001
Coleman, Michael, WR, Widener, 2003-04
Conover, Sean, TE, Bucknell, 2009
*Cox, Aaron, WR, Arizona State, 1992
*Crews, Terry, LB, Western Michigan, 1991
*Crosby, Clifton, CB, Maryland, 1999-2000
*Cudjo, Jermelle, DT, Central Oklahoma, 2010
Cunningham, Justice, TE, South Carolina, 2013

*Davis, Cody, S, Texas Tech, 2013
*Davis, Paschall, LB, Texas A&I, 1995
Dawson, Curry, DT, Angelo State (TX), 2003
*#Delpino, Robert, RB, Missouri, 1992
*Douglas, Dominic, LB, Mississippi State, 2009
Douglas, Maurice, RB, Northwest Missouri State, 2002
*Douzable, Leger, DT, Central Florida, 2009
*Dukes, Clifford, DE, Michigan State, 2005
Dulick, Jason, WR, Illinois, 1997
*#Dupree, Marcus, RB, Southern Mississippi, 1990-91

Earle, John, C, Western Illinois, 1996
Edwards, Larry, LB, North Carolina, 2007
English, Otis, DT, McNeese State, 1999
Esters, Jeff, DE, Pittsburgh, 1993
Evans, Troy, LB, Cincinnati, 2001

*Farr, Mel, FB, UCLA, 1989
Favorite, Marlon, DT, LSU, 2009
*#Fichtel, Brad, C, Eastern Illinois, 1993-94
Filani, Joel, WR, Texas Tech, 2008

Finger, Dauntaé, TE, North Carolina, 2002
Fort, Neal, T, BYU, 1991
Fowler, Eric, WR, Grand Valley State, 2007
*#Fry, Dustin, C, Clemson, 2007-08

*Gary, Willie, S, Kentucky, 2001
Gideon, Sherrrod, WR, Southern Mississippi, 2001
Gilreath, David, WR, Wisconsin, 2011
*Gordy, Josh, CB, Central Michigan, 2011
Grady, Adrian, DT, Louisville, 2009
Graham, Cameron, TE, Louisville, 2012
*#Gray, Jerry, CB, Texas, 1990
*Griffin, Courtney, CB, Fresno State, 1992-93
*Guidugli, Ben, TE, Cincinnati, 2011

*#Hagans, Marques, WR, Virginia, 2006
Hakim, Saalim, WR, Palomar Coll. CA (J.C.), 2012
Hammond, Vance, DT, Clemson, 1991
*Harkey, Cory, (TE), UCLA, 2012
*Harper, Shawn, G, Indiana, 1992
*#Harris, Kelvin, C, Miami, Fla., 1992
Harrison, Tony, WR, Texas A&M, 1994
Hartley, Frank, TE, Illinois, 1991
Harvey, Brandyn, WR, Villanova, 2012
*#Hawkins, Bill, DE, Miami, Fla., 1991
Haws, Robert, T, Northern Arizona, 2002
Helming, Ryan, QB, Northern Iowa, 2002
Henderson, John, DT, Southern Mississippi, 2011
*Henley, June, RB, Kansas, 1997
Henley, Thomas, WR, Stanford, 1989
*Hesse, Jon, LB, Nebraska, 1998
Hobbs, Gary, T, Arkansas, 2002
Holley, Terry, S, Rice, 2005
*Holliday, Marcus, RB, Memphis State, 1996
Hoey, Sean, OL, Cincinnati, 2013
Howard, Todd, CB, Michigan, 2002-04
*Hughes, Kevin, G/T, SE Louisiana, 2011
*Hyder, Gaylon, DE, TCU, 2000
Ivy, Mortty, LB, West Virginia, 2010

Jackson, Curtis, WR, Texas, 2000
#Jackson, Keith, DT, Arkansas, 2007
Johnson, Curtis, LB, Clark Atlanta, 2010
*Johnson, J.R., LB, Syracuse, 2003
*#Johnson, Marquis, DB, Alabama, 2010
Johnson, Nick, (WR), Henderson State, 2012
Jones, Bryan, LB, Oregon State, 1999
Jones, Chris, LB, Clemson, 2001
Jones, Daniel, WR, Utah, 1999
*Jones, Nate, WR, Texas, 2008-09

*Kelm, Larry, LB, Texas A&M, 1990
Kempert, David, C, Montana, 1997
*King, Andy, T, Illinois State, 2002
King, Mitch, DT, Iowa, 2010
King, Tyler, DE, Connecticut, 2006
*Kirksey, Jon, G/DT, Sacramento State, 1995
Knight, Derrick, RB, Boston College, 2005

Lambert, Terrail, CB, Notre Dame, 2010
Lay, Josh, CB, Pittsburgh, 2006-07
Leggett, Jerry, LB, Cal-State Fullerton, 1989
*Lester, Tim, RB, Eastern Kentucky, 1992
Lewis, Derek, TE, Texas, 1999-2000
Lewis, Mark, G, Oregon, 2009
Lewis, Thaddeus, QB, Duke, 2010
Lomack, Tony, WR, Florida, 1990
*Looker, Dane, WR, Washington, 2002
Lossow, Rodney, C, Wisconsin, 1989
*Loyd, Jeremy, LB, Iowa State, 2003
Lutrus, Scott, LB, Connecticut, 2011
Lynch, Shawn, C, Duke, 2005

Magro, Marc, LB, West Virginia, 2008
Malan, Mike, RB, Brown, 2002
*Martin, Jamie, QB, Weber State, 1993
Mathews, Greg, WR, Michigan, 2010
McCaslin, Eugene, LB, Florida, 2001
McCoy, Jamie, FB, Texas A&M, 2010
*#McGarigle, Tim, LB, Northwestern, 2006
*McGrorty, Dusty, RB, Southern Oregon, 2004
McKee, Ryan, T, Southern Mississippi, 2010-11
*McKinney, Jeremy, G, Iowa, 1998
McRae, Brandon, WR, Mississippi State, 2010

McSurdy, Caleb, LB, Montana, 2013
McWilliams, Jason, LB, Western Illinois, 2003
*Messner, Mark, LB, Michigan, 1989
Michell, Barry, DT, Idaho, 1999
Michna, Russ, QB, Western Illinois, 2004
Middleton, Brandon, WR, Houston, 2004-05
*Miller, Brit, FB, Illinois, 2010
*#Miller, Bronzell, DE, Utah, 1995
Miller, Drew, C, Florida, 2009-10
*Moore, Eric, DE, Florida State, 2007
Moore, Jay, LB, Nebraska, 2009
*Morgan, Matt, T, Pittsburgh, 2004-05
*Moss, Brent, RB, Wisconsin, 1995
Myles, Lamar, LB, Louisville, 2009

*Nead, Spencer, TE/RB, BYU, 2003
#Nelson, Jonathan, S, Oklahoma, 2011
*Ness, Nate, DB, Arizona, 2011
Newell, Mike, C, Colorado State, 2000-01
Harper, Nelson, Tony, LB, Utah State, 2004
*Nixon, David, LB, Brigham Young, 2010
*Nsekhe, Ty, (T), Texas State, 2012

*#O'Berry, Herman, CB, Oregon, 1996
*#Ogbonnaya, Chris, RB, Texas, 2009
Oldenburg, Clint, T, Colorado State, 2008

*#Pahukoa, Jeff, G, Washington, 1991
*Parks, Cord, WR/CB, Northeastern, 2009
*Parquet, Jeremy, T, Southern Mississippi, 2007
Patrick, Kevin, DE, Miami, Fla., 1994
Patterson, Roosevelt, G, Alabama, 1994
Peck, Jared, T, North Dakota State, 2002
Phinisee, Justin, CB, Oregon, 2007
*#Piel, Mike, DT, Illinois, 1991
*Pointer, Quinton, (S), UNLV, 2012-13
Poppinga, Kelly, LB, BYU, 2008
Powlus, Ron, QB, Notre Dame, 1998
*Price, Jim, TE, Stanford, 1990
Radway, Raymond, WR, Abilene Christian, 2012
Raiola, Donovan, C, Wisconsin, 2007
*Raye, Jimmy, WR, San Diego State, 1991
*Reece, John, CB, Nebraska, 1995
Renteria, D.J., DE, New Mexico, 2004
Reynolds, Chase, RB, Montana, 2011-12
*Reynolds, Joffrey, RB, Houston, 2003
Richard, James, G, California, 1991
*Roach, David, S, TCU, 2008
Roland, Justin, LB, Kansas State, 2009
*Ross, Jermaine, WR, Purdue, 1994
Russell, Fred, RB, Iowa, 2006
Ryals, Trevor, C, Virginia, 1991

Saddler-McQueen, Jimmy, DT, Forest Brook (Texas) 2010
Sandidge, Tim, DT, Virginia Tech, 2006
Sargent, Anthony, WR, Wyoming, 1989
*Sears, Corey, DE, Mississippi State, 1998
Sejean, Sebastian, S, Laval (Quebec, Canada), 2008
*Sellers, Donald, WR/QB, New Mexico, 1997-98
Shaw, Russell, WR, Michigan, 1998
*#Shivers, Jason, S, Arizona State, 2004
Simpkins, Maurice, LB, Coastal Carolina, 2010
Singh, Bobby, G, Portland State, 1999
*Smith, Brian, LB, Auburn, 1989
Smith, Bryan, LB, McNeese State, 2009
*Smith, Chris, CB, Northern Illinois, 2011
*#Smoker, Jeff, QB, Michigan State, 2005
Snellings, Paul, G, Georgia, 2000
*Sorensen, Nick, S, Virginia Tech, 2001
#St. Paul, Francis, WR, Northern Arizona, 2001-02
*#Stanley, Derek, WR, Wisconsin-Whitewater, 2007-08
Stanley, Montavious, DT, Louisville, 2006
Stevens, Eric, FB, California, 2013
Stewart, Ed, LB, Nebraska, 1996
Stewart, Jonathan, LB, Texas A&M, 2013
Stokes, Barry, T, Eastern Michigan, 1997
Strojny, Drew, T, Duke, 2005-06
Stuber, Tim, G, Colorado State, 2004
Swinson, Corey, OL, Hampton, 1995

Tagoni, Mu, OL, Arizona, 1996
Tate, Joe, G, Iowa, 2005

ALL-TIME ROSTER



Tellison, A.C., WR, Miami, Fla., 1996
***#Tercero, Scott**, G, California, 2003
Thompson, Antoine, DB, Reno, 2010
***Thompson, David**, RB, Oklahoma State, 1997
***Thompson, Dominique**, WR, William & Mary, 2005-07
Thompson, Duvol, CB, Pennsylvania, 2005
***#Thompson, Ernie**, RB, Indiana, 1991
Toliver, Antoine, WR, Bethune- Cookman, 2000
***Townsend, Brian**, LB, Michigan, 1992

***Veltung, Justin**, WR, Idaho, 2013
***Vinnett, Darius**, CB, Arkansas, 2007-08
***#Vobora, David**, LB, Idaho, 2008

Wagner, Terry, C, Sacramento State, 2004
Walker, Darius, RB, Notre Dame, 2008
Walker, Sean, WR, Vanderbilt, 2009
***Ward, Phillip**, LB, UCLA, 1998
***Washington, Brandon**, G, Miami (Fla.), 2012-13
***Washington, Chauncey**, RB, USC 2010

Washington, John David, RB, Morehouse, 2006-07
Weil, Russ, FB, Illinois, 2008
West, Joe, WR, UTEP, 2010
White, Anthony, RB, Kentucky, 2000
***White, Cedric**, DE, North Carolina A&T, 1997
Whittingham, Fred, RB, BYU, 1990
***Williams, Billy**, WR, Tennessee, 1995-96
Williams, Darius, TE, Georgia Tech, 2005
Williams, Jabara, LB, Stephen F. Austin, 2012
***Williams, Jay**, DE, Wake Forest, 1994
Williams, Tyrone, DE, Wyoming, 1996-97
Williams, Willie, DT, Louisville, 2008
Woodard, Darren, CB, UTEP, 2013
Wright, Claudius, CB, Arizona, 1995

***Young, Robert**, DE, Mississippi State, 1992
***Young, Eric, T**, Union, S.C., 2009

Zimmerman, Scott, LB, Northern Colorado, 2000-01

*Spent time on Rams' Active Roster
#Selected by Rams in NFL Draft



HONORS & AWARDS

THE 2014 MEDIA GUIDE OF THE
ST. LOUIS RAMS

RAMS HONORS



Each year, the Rams honor four players with special awards. Players and coaches combine to vote on two of the awards, the Daniel F. Reeves Memorial Award and the Carroll Rosenbloom Memorial Award, while the players vote on the Carl Ekern Spirit of the Game Award and the Ed Block Courage Award. A description of each award:

DANIEL F. REEVES MEMORIAL AWARD

Given to the team's Most Valuable Player. The award was established in 1969 in honor of the former owner of the Rams, Dan Reeves, who was inducted into the Pro Football Hall of Fame in 1967. Reeves owned the Rams from 1941-71 and claimed World Championships in 1945 and 1951. He was the first to integrate football in the modern era with the signing of Woody Strode and Kenny Washington in 1946.

CARROLL ROSENBLIOM MEMORIAL AWARD

Given to the team's Rookie of the Year. The award was established following the passing of former owner Carroll Rosenbloom in 1979. Rosenbloom became the owner of the Rams when he orchestrated an unprecedented franchise trade in 1972. Rosenbloom traded the Baltimore Colts to Robert Irsay for the Rams. The Rams won an NFL record seven consecutive NFC West titles from 1973-79 under Rosenbloom's leadership.

CARL EKERN SPIRIT OF THE GAME AWARD

Established in 1990, the award is given to the player who best exemplifies sportsmanship, ethic, and commitment to his teammates. Those traits were displayed by former Rams linebacker Carl Ekern, killed in an automobile accident in 1990. Ekern was a starter for the Rams from 1982-88 and earned an invitation to the Pro Bowl in 1986.

ED BLOCK COURAGE AWARD

Ed Block was the head trainer for the Baltimore Colts for 23 years. When the Ed Block Courage Award was founded in 1978, it honored a Colts player for showing courage on and off the field. In 1984, it became a league-wide award honoring one member from each NFL team. Proceeds from the award and the Ed Block Foundation go to support and provide housing for abused children.

DANIEL F. REEVES MEMORIAL AWARD

1969	Roman Gabriel, QB
1970	Merlin Olsen, DT
1971	Marlin McKeever, LB
1972	Merlin Olsen, DT
1973	John Hadl, QB
1974	Lawrence McCutcheon, RB
1975	Jack Youngblood, DE
1976	Jack Youngblood, DE
1977	Lawrence McCutcheon, RB
1978	Jim Youngblood, LB
1979	Jack Youngblood, DE
1980	Vince Ferragamo, QB
1981	Nolan Cromwell, FS
1982	Vince Ferragamo, QB
1983	Eric Dickerson, RB
1984	Eric Dickerson, RB
1985	LeRoy Irvin, CB
1986	Eric Dickerson, RB
1987	Charles White, RB
1988	Henry Ellard, WR
1989	Jim Everett, QB
1990	Buford McGee, RB
1991	Robert Delpino, RB
1992	Jackie Slater, T
1993	Jerome Bettis, RB
1994	Shane Conlan, LB
1995	Isaac Bruce, WR
1996	Isaac Bruce, WR
1997	Amp Lee, RB
1998	Kevin Carter, DE
1999	Marshall Faulk, RB
2000	Marshall Faulk, RB
2001	Marshall Faulk, RB
2002	Marc Bulger, QB
2003	Torry Holt, WR
2004	Marc Bulger, QB
2005	Torry Holt, WR
2006	Steven Jackson, RB
2007	Will Witherspoon, LB
2008	Oshiomogho Atogwe, S
2009	Steven Jackson, RB
2010	Steven Jackson, RB
2011	Steven Jackson, RB
2012	Steven Jackson, RB
2013	Robert Quinn, DE

CARROLL ROSENBLIOM MEMORIAL AWARD

1979	Kent Hill, T
1980	Johnnie Johnson, SS
1981	Jairo Penaranda, RB
1982	Barry Redden, RB
1983	Eric Dickerson, RB
1984	Ron Brown, WR
1985	Dale Hatcher, P
1986	Jim Everett, QB
1987	Clifford Hicks, CB
1988	Robert Delpino, RB
1989	Darryl Henley, CB
1990	Bern Brostek, C
1991	Todd Lyght, CB
1992	Sean Gilbert, DT
1993	Jerome Bettis, RB
1994	Isaac Bruce, WR
1995	Kevin Carter, DE
1996	Eddie Kennison, WR
1997	David Thompson, RB
1998	London Fletcher, LB
1999	Torry Holt, WR
2000	Matt Bowen, S
2001	Tommy Polley, LB
2002	Travis Fisher, CB
2003	Pisa Tinoisamoa, LB
2004	Steven Jackson, RB
2005	Alex Barron, T
2006	Tye Hill, CB
2007	Adam Carriker, DL
2008	Donnie Avery, WR
2009	James Laurinaitis, LB
2010	Sam Bradford, QB
2011	Robert Quinn, DE
2012	Janoris Jenkins, CB
2013	Zac Stacy, RB

CARL EKERN SPIRIT OF THE GAME AWARD

1991	Buford McGee, FB
1992	Darryl Henley, CB
1993	Tim Lester, FB
1994	Jackie Slater, T
1995	D'Marco Farr, DT
1996	Harold Green, RB
1997	Mike A. Jones, LB
1998	Mike A. Jones, LB
1999	Mike A. Jones, LB
2000	Ray Agnew, DT
2001	Aeneas Williams, CB
2002	Ernie Conwell, TE
2003	Aeneas Williams, S
2004	Pisa Tinoisamoa, LB
2005	Pisa Tinoisamoa, LB
2006	Corey Chavous, S
2007	Corey Chavous, S
2008	Corey Chavous, S
2009	Leonard Little, DE
2010	Oshiomogho Atogwe, S
2011	James Laurinaitis, LB
2012	Steven Jackson, RB
2013	James Laurinaitis

ED BLOCK COURAGE AWARD

1984	Jack Youngblood, DE
1985	Mike Guman, RB
1986	Doug Smith, C
1987	Charles White, RB
1988	Vince Newsome, S
1989	Mark Jerue, LB
1990	Jerry Gray, CB
1991	Michael Stewart, S
1992	Jackie Slater, T
1993	David Lang, RB
1994	Roman Phifer, LB
1995	Ron Wolfley, RB
1996	Alexander Wright, WR
1997	Mark Rypien, QB
1998	Mike A. Jones, LB
1999	Ernie Conwell, TE
2000	Trent Green, QB
2001	Isaac Bruce, WR
2002	Andy McCollum, C
2003	Aeneas Williams, S
2004	Marshall Faulk, RB
2005	Leonard Little, DE
2006	Pisa Tinoisamoa, LB
2007	Dane Looker, WR
2008	Orlando Pace, T
2009	James Hall, DE
2010	Bradley Fletcher, CB
2011	Brit Miller, FB
2012	Danny Amendola, WR
2013	Lance Kendricks, TE

ALL-TIME HONORS



AFC-NFC PRO BOWL PLAYER OF THE GAME

2004 Marc Bulger, QB

ALL-MADDEN

- 1984 Bill Bain, G
Jack Youngblood, DE
- 1985 Bill Bain, G
Ron Brown, KR
Eric Dickerson, RB
Garry Green, CB
Dennis Harrah, G
Jackie Slater, T
- 1987 Tom Newberry, G
Jackie Slater, T
- 1988 Tom Newberry, G
- 1989 Jerry Gray, CB
Kevin Greene, LB
Tom Newberry, G
Jackie Slater, T
- 1990 Jackie Slater, T
- 1991 Robert Delpino, FB
- 1993 Jerome Bettis, RB
Sean Gilbert, DT
- 1995 Isaac Bruce, WR
Jackie Slater, T (Hall of Fame)
- 1996 Isaac Bruce, WR
Jack Youngblood, DE (Super Bowl Team)
Jackie Slater, T (Super Bowl Team)
- 1999 Kevin Carter, DE
Marshall Faulk, RB
Orlando Pace, T
Grant Wistrom, DE
Dick Vermeil, Coach
- 2000 Isaac Bruce, WR
Az-Zahir Hakim, WR
Torry Holt, WR
Orlando Pace, T
- 2001 Isaac Bruce, WR
Marshall Faulk, RB
London Fletcher, LB
Andy McCollum, C
Orlando Pace, T
Adam Timmerman, G
Kurt Warner, QB
Aeneas Williams, CB
Grant Wistrom, DE

ALL-NFC

- 1970 Bob Brown, T (First Team, AP, UPI, PFW)
Tom Mack, G (First Team, UPI, TSN,
PFW)
David Jones, DE (First Team, UPI, TSN,
.....
PFW)
Merlin Olsen, DT (First Team, AP, UPI,
.....
TSN, PFW)
Ed Meador, S (Honorable Mention, UPI)
Charlie Cowan, T (Honorable Mention,
.....

- UPI)
- 1971 Charlie Cowan, T (First Team, TSN)
Tom Mack, G (First Team, AP, UPI)
Isiah Robertson, LB (First Team, TSN)
Willie Ellison, RB (Second Team, UPI)
Merlin Olsen, DT (Second Team, UPI)
Lance Rentzal, WR (Honorable Mention,
.....
UPI)
David Jones, DE (Honorable Mention,
UPI)
Gene Howard, CB (Honorable Mention,
UPI)
Dave Elmendorf, S (Honorable Mention, UPI)
- 1972 Tom Mack, G (First Team, AP, UPI, TSN)
Dave Chapple, P (First Team, TSN)
Merlin Olsen, DT (Second Team, UPI)
Isiah Robertson, LB (Second Team, UPI)
Dave Elmendorf, S (Second Team, UPI)
Coy Bacon, DE (Honorable Mention, UPI)
Jack Snow, WR (Honorable Mention, UPI)
- 1973 Harold Jackson, WR (First Team, AP, UPI, TSN,
PFW)
John Hadl, QB (First Team, AP, UPI, TSN,
PFW)
Tom Mack, G (First Team, AP, UPI, TSN,
PFW)
Merlin Olsen, DT (First Team, AP, UPI, TSN,
PFW)
Isiah Robertson, LB (First Team, AP)
Charlie Cowan, T (Second Team, UPI, PFW)
Joe Scibelli, G (Second Team, UPI)
Lawrence McCutcheon, RB (Second Team, UPI,
PFW)
Jack Youngblood, DE (Second Team, UPI,
PFW)
Fred Dryer, DE (Second Team, PFW)
Jack Reynolds, LB (Honorable Mention, UPI)
Dave Elmendorf, S (Honorable Mention, UPI)
- 1974 Tom Mack, G (First Team, AP, UPI, TSN,
PFW)
Lawrence McCutcheon, RB (First Team, AP, UPI,
TSN, PFW)
Jack Youngblood, DE (First Team, AP, UPI, TSN,
PFW, NYN)
Larry Brooks, DT (First Team, PFW)
Fred Dryer, DE (Second Team, UPI)
Merlin Olsen, DT (Second Team, UPI)
Isiah Robertson, LB (Second Team, UPI)
Ken Inman, C (Honorable Mention, UPI)
- 1975 Tom Mack, G (First Team, AP, UPI, TSN, NYN)
Jack Youngblood, DE (First Team, AP, UPI,
TSN, PFW, NYN)
Fred Dryer, DE (First Team, PFW)
Isiah Robertson, LB (First Team, AP, UPI,
PFW)
Dave Elmendorf, SS (First Team, AP, NYN)
Lawrence McCutcheon, RB (Second Team,
UPI)
Merlin Olsen, DT (Second Team, UPI)
Harold Jackson, WR (Honorable Mention, UPI)
Charlie Cowan, T (Honorable Mention, UPI)
Joe Scibelli, G (Honorable Mention, UPI)
Jack Reynolds, LB (Honorable Mention, UPI)
- 1976 Jack Youngblood, DE (First Team, AP, UPI,
TSN, PFW, NYN)
Isiah Robertson, LB (First Team, AP, UPI,
TSN, PFW)
Monte Jackson, CB (First Team, AP, UPI,

ALL-TIME HONORS



	TSN, PFW, NYN) Cullen Bryant, KR (First Team, PFW) Harold Jackson, WR (Second Team, UPI) Tom Mack, G (Second Team, UPI) Lawrence McCutcheon, RB (Second Team,		Eric Dickerson, RB (First Team, UPI, PFW) Nolan Cromwell, SS (First Team, PFW) Johnnie Johnson, FS (Second Team, UPI) Mike Barber, TE (Second Team, UPI) Jim Collins, LB (Second Team, UPI)
UPI)	Larry Brooks, DT (Second Team, UPI) Dave Elmendorf, SS (Second Team, UPI) Ron Jessie, WR (Honorable Mention, UPI)		
1977	Harold Jackson, WR (First Team, UPI, TSN, NYN) Tom Mack, G (First Team, UPI, TSN, PFW) Lawrence McCutcheon, RB (First Team, UPI) Larry Brooks, DT (First Team, TSN, NYN) Isiah Robertson, LB (First Team, UPI, TSN, PFW) Monte Jackson, CB (First Team, UPI, TSN, PFW, NYN) Bill Simpson, FS (First Team, TSN) Pat Haden, QB (Second Team, UPI) Pat Thomas, CB (Honorable Mention,	1984	Bill Bain, T (First Team, PFW) Eric Dickerson, RB (First Team, UPI, PFW) Jim Collins, LB (First Team, PFW) Henry Ellard, KR (First Team, PFW) Dennis Harrah, G (Second Team, UPI) Kent Hill, G (Second Team, UPI) Jack Youngblood, DE (Second Team, UPI)
UPI)	Rich Saul, C (Honorable Mention, UPI)	1985	Jackie Slater, T (First Team, FN) Dennis Harrah, G (First Team, UPI) Jim Collins, LB (First Team, FN) Gary Green, CB (First Team, FN) Dale Hatcher, P (First Team, UPI, FN) Ron Brown, KR (First Team, FN) Henry Ellard, WR (First Team, FN) Kent Hill, G (Second Team, UPI) LeRoy Irvin, CB (Second Team, UPI)
1978	Doug France, T (First Team, TSN, PFW) Dennis Harrah, G (First Team, UPI, PFW) Tom Mack, G (First Team, TSN) Jack Youngblood, DE (First Team, UPI, TSN, PFW, NYN) Larry Brooks, DT (First Team, UPI, TSN,	1986	Jackie Slater, T (First Team, UPI, PFW, FN) Dennis Harrah, G (First Team, UPI, PFW) Doug Smith, C (First Team, FN) Eric Dickerson, RB (First Team, UPI, PFW,
PFW)	Jim Youngblood, LB (First Team, UPI,	FN)	LeRoy Irvin, CB (First Team, UPI) Jerry Gray, CB (First Team, UPI, PFW, FN) Vince Newsome, SS (Second Team, UPI) Carl Ekern, LB (Second Team, UPI) Mark Jerue, LB (Second Team, UPI)
NYN)	Pat Thomas, CB (First Team, UPI, PFW,	1987	Jackie Slater, T (First Team, UPI, PFW, FN) Tom Newberry, G (First Team, UPI, PFW) Charles White, RB (First Team, UPI, PFW, FN) Jerry Gray, CB (First Team, PFW) Dennis Harrah, G (Second Team, UPI)
NYN)	Rod Perry, CB (First Team, TSN, NYN) Bill Simpson, FS (First Team, PFW) Frank Corral, K (First Team, UPI, TSN,	1988	Henry Ellard, WR (First Team, UPI, PFW) Jackie Slater, T (First Team, PFW) Tom Newberry, G (First Team, PFW, UPI, FN) Jerry Gray, CB (First Team, PFW) Robert Delpino, ST (First Team, PFW) Jim Everett, QB (Second Team, UPI)
PFW)	Jackie Wallace, PR (First Team, PFW,	1989	Henry Ellard, WR (First Team, FN) Jackie Slater, T (First Team, PFW) Tom Newberry, G (First Team, UPI, PFW, FN) Doug Smith, C (First Team, FN) Jerry Gray, CB (First Team, PFW, FN) Kevin Greene, LB (Second Team, UPI)
NYN)		1990	Jackie Slater, T (First Team, PFW) Tom Newberry, G (Second Team, UPI)
1979	Dennis Harrah, G (First Team, PFW, NYN) Rich Saul, C (First Team, PFW, NYN) Jack Youngblood, DE (First Team, UPI, TSN, PFW, NYN) Jack Reynolds, MLB (First Team, TSN) Jim Youngblood, LB (First Team, TSN, NYN) Doug France, T (Second Team, UPI) Larry Brooks, DT (Second Team, UPI) Dave Elmendorf, SS (Honorable Mention, UPI) Nolan Cromwell, FS (Honorable Mention, UPI)	1993	Jerome Bettis, RB (First Team, UPI, PFW, FN) Sean Gilbert, DT (First Team, UPI, PFW,
1980	Doug France, T (First Team, PFW) Kent Hill, G (First Team, UPI, PFW, NYN) Rich Saul, C (First Team, SI) Jack Youngblood, DE (First Team, UPI, NYN) Pat Thomas, CB (First Team, UPI, PFW, NYN) Nolan Cromwell, FS (First Team, UPI, PFW) Dennis Harrah, G (Second Team, UPI) Larry Brooks, DT (Second Team, UPI) (First Team, NYN) Jack Reynolds, MLB (Second Team, UPI) Rod Perry, CB (Second Team, UPI) (First Team, NYN) Vince Ferragamo, QB (Honorable Mention,	1994	Sean Landeta, P (Second Team, UPI)
UPI)		1996	Isaac Bruce, WR (Second Team, UPI)
1981	Nolan Cromwell, FS (First Team, PFW, NYN) LeRoy Irvin, CB (First Team, PFW) Rod Perry, CB (First Team, NYN) Rich Saul, C (First Team, NYN) Jack Youngblood, DE (First Team, NYN)	1999	Kurt Warner, QB (First Team, PFW, FN) Marshall Faulk, RB (First Team, PFW, FN) Isaac Bruce, WR (First Team, PFW, FN) Orlando Pace, T (First Team, FN) Tony Horne, KR (First Team, PFW, FN) Kevin Carter, DE (First Team, PFW, FN) Todd Lyght, CB (First Team, PFW, FN)
1982	Kent Hill, G (First Team, UPI) Nolan Cromwell, FS (First Team, UPI)		
1983	Jackie Slater, T (First Team, UPI) Kent Hill, G (First Team, PFW, UPI)		



2000 Marshall Faulk, RB (First Team, PFW, FN)
Orlando Pace, T (First Team, PFW, FN)

2001 Kurt Warner, QB (First Team, FD, PFW)
Marshall Faulk, RB (First Team, FD, PFW)
Orlando Pace, T (First Team, FD, PFW)
Aeneas Williams, CB (First Team, FD,
PFW)

2003 Torry Holt, WR (First Team PFW)
Orlando Pace, T (First Team PFW)
Leonard Little, DE (First Team PFW)
Jeff Wilkins, K (First Team PFW)

2005 Orlando Pace, T (First Team PFW)

2006 Steven Jackson, RB (First Team PFW/
PFWA)

BERT BELL TROPHY

(NFL Most Valuable Player presented by Philadelphia Maxwell Club)

1969 Roman Gabriel, QB
1974 Merlin Olsen, DT
1999 Kurt Warner, QB
2001 Marshall Faulk, RB

EARLE (GREASY) NEALE TROPHY

(NFL Coach of the Year, presented by Philadelphia Maxwell Club)

1999 Dick Vermeil

ESPY AWARDS

(ESPN's Pro Football Player of the Year)

1999 Kurt Warner, QB
2000 Marshall Faulk, RB
2001 Marshall Faulk, RB
(ESPN's Breakthrough Athlete of the Year)
1999 Kurt Warner, QB

EXECUTIVE OF THE YEAR

2001 Charley Arney, General Manager (PFW,
PFWA)

GOLDEN TOE AWARD

1973 David Ray, K
1978 Frank Corral, K

JOE F. CARR TROPHY

(Official NFL Most Valuable Player)

1939 Parker Hall, QB/HB
1945 Bob Waterfield, QB

MILLER LITE AWARD

(NFL Player of the Year)

1999 Kurt Warner, QB
2000 Marshall Faulk, RB
2001 Marshall Faulk, RB

NFC ASSISTANT COACH OF THE YEAR

1999 Mike Martz (USA)

NFC COACH OF THE YEAR

1973 Chuck Knox (UPI, PFW, KCC, FN)

1983 John Robinson (UPI, FN)
1999 Dick Vermeil (USA)

NFC DEFENSIVE BACK OF THE YEAR

1989 Jerry Gray, CB (NFLPA)

NFC DEFENSIVE LINEMAN OF THE YEAR

1973 Merlin Olsen, DT (NFLPA)

NFC DEFENSIVE PLAYER OF THE YEAR

1975 Jack Youngblood, DE (KCC)
1976 Jack Youngblood, DE (KCC)
1980 Nolan Cromwell, FS (KCC)

NFC OFFENSIVE LINEMAN OF THE YEAR

1970 Bob Brown, T (NFLPA)
1979 Doug France, T (NFLPA)
1983 Jackie Slater, T (NFLPA)
1986 Jackie Slater, T (NFLPA)
1987 Jackie Slater, T (NFLPA)
1989 Jackie Slater, T (NFLPA)

NFC OFFENSIVE PLAYER OF THE YEAR

1973 John Hadl, QB (KCC)
1983 Eric Dickerson, RB (UPI)
1984 Eric Dickerson, RB (UPI, KCC)
1986 Eric Dickerson, RB (UPI)
1999 Marshall Faulk, RB (FN)
2001 Marshall Faulk, RB (FN)

NFC LINEBACKER OF THE YEAR

1974 Isiah Robertson (NFLPA)
1975 Isiah Robertson (NFLPA)
1977 Isiah Robertson (NFLPA)

NFC PLAYER OF THE YEAR

1973 John Hadl, QB (UPI, TSN)
1984 Eric Dickerson, RB (NFLPA)
1999 Marshall Faulk, RB (FN)

NFC ROOKIE OF THE YEAR

1983 Eric Dickerson, RB (UPI)
1993 Jerome Bettis, RB (UPI)

NFL ALL-DECADE TEAMS

(Chosen by Hall of Fame Selection Committee)

1940's Jim Benton, E
Bob Waterfield, QB

1950's Tom Fears, E
Elroy Hirsch, HB/E
Norm Van Brocklin, QB/P
Dick Lane, DB

1960's David Jones, DE
Merlin Olsen, DT
Eddie Meador, DB

1970's Jack Youngblood, DE (First Team)
Merlin Olsen, DT (Second Team)

1980's Eric Dickerson, RB (First Team)
Nolan Cromwell, S (Second Team)

ALL-TIME HONORS



1990's LB Kevin Green, LB (First Team)
Sean Landeta, P (Second Team)

2000's Torry Holt, WR (Second Team)
Orlando Pace, T (Second Team)
La'Roi Glover, DT (Second Team)
Dante Hall, PR (First Team)
Dante Hall, KR (Second Team)

NFL ALL-PRO

1937 Johnny Drake, FB (Second Team, UPI, NYN)
Ted Livingston, T (Honorable Mention, NFL)
Ookie Miller, G (Honorable Mention, NFL)
Chuck Cherundolo, C (Honorable Mention, NFL)

1938 Johnny Drake, FB (Second Team, NFL, NYDM)
Jim Benton, E (Honorable Mention, NFL, PFWA)
Chuck Cherundolo, C (Honorable Mention, NFL, PFWA)

1939 Parker Hall, QB (First Team, UPI, INS, NYN),
HB (First Team, PFWA)
Johnny Drake, HB (Second Team, NFL, UPI,
PFWA, NYN)
Jim Benton, E (Second Team, NFL)
Chet Adams, T (Honorable Mention, NFL)
Bill Conkwright, C (Honorable Mention, PFWA)
Vic Spadacinni, QB (Honorable Mention,
NFL, PFWA)

1940 Johnny Drake, FB (First Team, NFL, AP,
UPI, NYN)
Parker Hall, QB (Second Team, UPI)
Berney McGarry, G (Honorable Mention, AP)
Chet Adams, T (Second Team, INS, NYN)

1941 Riley Matheson, G (First Team, AP)
Chet Adams, T (Honorable Mention, AP, UPI)
Parker Hall, HB (Honorable Mention, AP)
Johnny Drake, FB (Honorable Mention, NFL)

1942 Riley Matheson, G (First Team, AP)
Chet Adams, T (Second Team, NFL, AP)
John Hightower, E (Honorable Mention, NFL)
Dante Magnani, HB (Second Team, NFL)

1944 Riley Matheson, G (First Team, AP, UPI, NYN)
Jim Benton, E (Second Team, UPI, NYN)
Steve Pritko, E (Honorable Mention, AP)

1945 Bob Waterfield, QB (First Team, AP,
UPI-HB, NYN)
Riley Matheson, G (First Team, AP, UPI, NYN)
Jim Benton, E (First Team, AP, NYN)
Eberle Schultz, T (First Team, INS)
Jim Gillette, HB (First Team, INS)
Mike Scarry, C (Second Team, UPI)
Fred Gehrke, HB (Second Team, UPI, INS)

1946 Jim Benton, E (First Team, AP, UPI, NYN, WP)
Riley Matheson, G (First Team, AP, UPI,
NYN, WP)
Bob Waterfield, QB (First Team, AP, UPI, WP)
Gil Bouley, T (Second Team, WP)

1947 Dick Huffman, T (First Team, AP)
Riley Matheson, G (First Team, AP, NYN)
Jim Benton, E (Honorable Mention, UPI)
Roger Eason, G (Honorable Mention, UPI)
Bob Waterfield, QB (Honorable Mention, AP)
Gil Bouley, T (First Team, HA)

1948 Dick Huffman, T (First Team, AP, TSN,
UPI, NYN)
Fred Naumetz, C (First Team, INS)
Tom Fears, E (Second Team, UPI, NYN)

Milan Lazetich, MG (First Team, HA)
Gil Bouley, T (First Team, HA)

1949 Tom Fears, E (First Team, UPI, NYN, CO)
Dick Huffman, T (First Team, AP, UPI,
NYN, INS-DT, CO-DT)
Fred Naumetz, C (First Team, AP, UPI, NYN)
Bob Waterfield, QB (First Team, AP, UPI, CO)
Milan Lazetich, G (First Team, INS)
Dick Hoerner, FB (First Team, CO)
Jack Martin, C (Honorable Mention, UPI)

1950 Tom Fears, E (First Team, AP, UPI, NYN)
Dick Huffman, T (First Team, NYN-OT)
Dick Reinhard, T (First Team, NYN-DT)
Fred Naumetz, C (Second Team, NYN)
Bob Waterfield, QB (Second Team, AP)
Dick Hoerner, FB (Second Team, AP, NYN)
Larry Brink, DE (Honorable Mention, AP)
Milan Lazetich, G (Honorable Mention, AP)
Norm Van Brocklin, QB (Honorable Mention,
AP, UPI)
Glen Davis, HB (Honorable Mention, AP, UPI)
Paul Berry, HB (Honorable Mention, AP)

1951 Larry Brink, DE (First Team, AP, NYN)
Elroy Hirsch, E (First Team, AP, UPI, NYN)
Dan Towler, FB (First Team, UPI, NYN)
Stan West, MG (First Team, NYN)
Tank Younger, LB (First Team, AP)
Tom Fears, E (Second Team, NYN)
Woodley Lewis, DB (Second Team, UPI)
Bob Waterfield, QB (Second Team, UPI, NYN)

1952 Dan Towler, HB (First Team, AP, UPI)
Larry Brink, DE (First Team, UPI)
Stan West, MG (First Team, AP, UPI, NYN)
Herb Rich, DB (First Team, AP, NYN)
Elroy Hirsch, E (Second Team, UPI, NYN)
Norm Van Brocklin, QB (Second Team, UPI)
Andy Robustelli, DE (Second Team, NYN)
Tank Younger, FB (Second Team, UPI)
Dick Lane, DB (Honorable Mention, AP)
Leon McLaughlin, C (Honorable Mention, UPI)
Bob Waterfield, QB (Honorable Mention, UPI)
Dick Daugherty, MB (Honorable Mention, UPI)
Don Paul, LB (Honorable Mention, AP, UPI)

1953 Elroy Hirsch, E (First Team, AP)
Dan Towler, HB (First Team, UPI)
Andy Robustelli, DE (First Team, AP)
Don Paul, LB (First Team, AP)
Bud McFaddin, G (Second Team, UPI)
Larry Brink, DE (Second Team, NYN)
Woodley Lewis, DB (Second Team, UPI)
Tom Dahms, T (Honorable Mention, AP, UPI)
John Hock, G (Honorable Mention, AP)
Norm Van Brocklin, QB (Honorable Mention, AP)
Skeets Quinlan, HB (Honorable Mention, AP, UPI)
Charlie Toogood, DT (Honorable Mention, AP)
Stan West, MG (Honorable Mention, AP, UPI)
Dick Lane, DB (Honorable Mention, UPI)

1954 Bob Boyd, E (First Team, AP, NYN)
Duane Putnam, G (Second Team, AP)
Norm Van Brocklin, QB (Second Team, TSN, NYN)
Tank Younger, FB (Second Team, AP, UPI)
Dan Towler, HB (Second Team, AP)
Andy Robustelli, DE (Second Team, AP, UPI, NYN)
Don Paul, LB (Second Team, AP)
Leon McLaughlin (Honorable Mention, AP)
Skeets Quinlan, HB (Honorable Mention, UPI)
Les Richter, LB (Honorable Mention, UPI)

1955 Duane Putnam, G (First Team, AP, NEA,
TSN, NYN)
Norm Van Brocklin, QB (First Team, TSN)

ALL-TIME HONORS



	Ron Waller, HB (First Team, UPI) Andy Robustelli, DE (First Team, AP, TSN, NYN) Les Richter, LB (First Team, NYN) Will Sherman, DB (First Team, AP, UPI, NEA, TSN, NYN) Bud McFaddin, DT (Second Team, NEA) Tom Fears, E (Honorable Mention, AP) Charlie Toogood, T (Honorable Mention, AP) Bob Cross, T (Honorable Mention, AP) Leon McLaughlin, C (Honorable Mention) Tank Younger, FB (Honorable Mention, AP) Tom McCormack, HB (Honorable Mention, AP)	Maxie Baughan, LB (First Team, NEA) Tom Mack, G (Second Team, FN) Dick Bass, FB (Second Team, AP, UPI, NYN) Irv Cross, CB (Honorable Mention, UPI) Ed Meador, S (Honorable Mention, UPI)	
1956	Duane Putnam, G (First Team, NEA, NYN) Les Richter, MLB (First Team, AP, NYN) Elroy Hirsch, E (Second Team, NYN) Ron Waller, HB (Second Team, NEA) Bud McFaddin, DT (Second Team, NEA, NYN) Will Sherman, DB (Second Team, NEA)	1967	Charlie Cowan, T (First Team, FN) David Jones, DE (First Team, AP, UPI, NEA, PFWA, NYN, FN) Merlin Olsen, DT (First Team, AP, UPI, NEA, PFWA, NYN, FN) Maxie Baughan, LB (First Team, UPI, NYN, FN) Ed Meador, S (First Team, UPI, NEA, PFWA, FN) Tom Mack, G (Second Team, FN) Roman Gabriel, QB (Second Team, FN) Les Josephson, RB (Second Team, FN) Roger Brown, DT (Second Team, FN) Joe Scibelli, G (Honorable Mention, UPI) Irv Cross, CB (Honorable Mention, UPI) Bernie Casey, FL (Honorable Mention, UPI) Billy Truax, TE (Honorable Mention, UPI)
1957	Duane Putnam, G (First Team, AP, UPI, NEA, NYN) Tom Wilson, HB (Second Team, AP, UPI, NYN) Les Richter, MLB (Second Team, AP, UPI) Dick Daugherty, LB (Second Team, NYN)	1968	David Jones, DE (First Team, PFW, PFWA) Merlin Olsen, DT (First Team, PFW, PFWA) Ed Meador, S (First Team, AP) Charlie Cowan, T (Second Team, AP, NYN) Tom Mack, G (Second Team, UPI, NEA) Roman Gabriel, QB (Second Team, NYN) Maxie Baughan, LB (Second Team, AP, NYN)
1958	Del Shofner, E (First Team, AP, UPI, NEA, NYN) Duane Putnam, G (First Team, AP, UPI, NEA, NYN) Jon Arnett, HB (First Team, AP, UPI, NEA, NYN) Les Richter, MLB (Second Team, AP, UPI, NEA, NYN) Will Sherman, DB (Second Team, AP, UPI, NEA, NYN)	1969	Bob Brown, T (First Team, HOF, PFW, PFWA, NEA, AP, UPI, FN, NYN) Charlie Cowan, T (First Team, SI) Tom Mack, G (First Team, HOF, UPI, NEA) Roman Gabriel, QB (First Team, HOF, AP, UPI, PFW, NYN, SI) David Jones, DE (First Team, HOF, PFW, PFWA, NEA, AP, UPI, FN, SI, NYN) Merlin Olsen, DT (First Team, HOF, PFW, PFWA, NEA, AP, UPI, FN, SI, NYN) Ed Meador, S (First Team, AP, UPI, PFW) Ken Inman, C (Second Team, NYN) Maxie Baughan, LB (Second Team, AP, PFW) Bruce Gossett, K (Second Team, PFW)
1959	Del Shofner, E (First Team, AP, UPI, NEA, NYN) Duane Putnam, G (First Team, NEA) Ollie Matson, FB (Second Team, UPI) Lou Michaels, DE/K (Second Team, AP) Jon Arnett, HB (Honorable Mention, UPI)	1970	Bob Brown, T (First Team, AP, PFWA, NEA, PFW) Tom Mack, G (First Team, FN) David Jones, DE (First Team, FN, PFW, NYP) Merlin Olsen, DT (First Team, AP, PFWA, NEA, PFW)
1960	Jim Phillips, E (Second Team, AP, UPI) Art Hunter, C (Second Team, AP, UPI, NEA) Gene Brito, DE (Second Team, UPI) Les Richter, MLB (Second Team, AP) Ed Meador, CB (Second Team, AP) John LoVetere, DT (Honorable Mention, UPI) Jack Pardee, LB (Honorable Mention, UPI)	1971	Tom Mack, G (First Team, NEA) Isiah Robertson, LB (First Team, NYP) Coy Bacon, DE (Second Team, NEA) Merlin Olsen, DT (Second Team, UPI)
1961	Jim Phillips, E (First Team, AP, UPI, NYN) Jon Arnett, HB (Second Team, UPI, NYN)	1972	Tom Mack, G (First Team, NYP) Coy Bacon, DE (First Team, FN) Isiah Robertson, LB (Second Team, FN) Dave Chapple, P (Second Team, PFWA)
1962	Dick Bass, FB (First Team, UPI, FN) Marlin McKeever, LB (Honorable Mention, UPI) Ed Meador, CB (Honorable Mention, UPI, NEA)	1973	Harold Jackson, WR (First Team, AP, PFWA, NEA, FN, NYP, PFW) Joe Scibelli, G (First Team, NEA) Tom Mack, G (First Team, PFW) John Hadl, QB (First Team, AP, PFWA, FN, PFW) Jack Youngblood, DE (First Team, NYP) Isiah Robertson, LB (First Team, AP, PFWA, FN, NYP) Charlie Cowan, T (Second Team, AP, PFWA) Lawrence McCutcheon, RB (Second Team, NEA, FN) Fred Dryer, DE (Second Team, PFW) Merlin Olsen, DT (Second Team, AP, FN)
1963	Merlin Olsen, DT (First Team, FN) Jack Pardee, LB (First Team, AP) Rosey Grier, DT (Second Team, NEA) Ed Meador, CB/S (Second Team, NEA) Dick Bass, FB (Honorable Mention, AP) Frank Verrichione, T (Honorable Mention, AP)		
1964	Merlin Olsen, DT (First Team, NEA, FN) David Jones, DE (Second Team, AP, UPI, NEA, NYN) Marlin McKeever, TE (Honorable Mention, UPI) Frank Verrichione, T (Honorable Mention, UPI)		
1965	David Jones, DE (First Team, AP, UPI, NEA, NYN, FN) Merlin Olsen, DT (First Team, FN) Tommy McDonald, FL (Honorable Mention, UPI) Rosey Grier, DT (Honorable Mention, UPI) Dan Currie, LB (Honorable Mention, UPI) Ed Meador, S (Honorable Mention, UPI)		
1966	David Jones, DE (First Team, AP, UPI, NEA, PFWA, NYN, FN) Merlin Olsen, DT (First Team, AP, UPI, NEA, PFWA, NYN, FN)		

ALL-TIME HONORS



- 1974** Tom Mack, G (First Team, PFWA, FN, PFW)
Lawrence McCutcheon, RB (First Team, NEA, FN, NYP)
Jack Youngblood, DE (First Team, AP, PFWA)
Fred Dryer, DE (First Team, NEA)
Isiah Robertson, LB (First Team, FN)
Dave Elmendorf, SS (First Team, NYP)
Merlin Olsen, DT (Second Team, AP)
Larry Brooks, DT (Second Team, NEA)
- 1975** Tom Mack, G (First Team, FN)
Jack Youngblood, DE (First Team, AP, PFWA, NEA, FN, PFW, NYP)
Isiah Robertson, LB (First Team, NEA, PFW)
Merlin Olsen, DT (Second Team, FN)
Dave Elmendorf, SS (Second Team, AP, NEA)
Tom Dempsey, K (Second Team, FN)
- 1976** Jack Youngblood, DE (First Team, AP, PFWA, NEA, FN, PFW, NYP)
Monte Jackson, CB (First Team, AP, PFWA, NEA, FN, PFW, NYN, NYP)
Isiah Robertson, LB (First Team, AP; Second Team, PFWA)
- 1977** Larry Brooks, DT (First Team, PFWA, NYP)
Monte Jackson, CB (First Team, PFWA)
Jack Youngblood, DE (First Team, NYN)
Isiah Robertson, LB (First Team, CPFN)
Harold Jackson, WR (Second Team, NEA)
- 1978** Dennis Harrah, G (First Team, CPFN)
Jack Youngblood, DE (First Team, AP, PFWA, NEA, CPFN, PFW, NYN)
Jim Youngblood, LB (First Team, NYP, NYN)
Pat Thomas, CB (First Team, NYP, NYN)
Frank Corral, K (First Team, PFWA, NEA, CPFN, PFW)
Doug France, T (Second Team, AP, NEA)
Larry Brooks, T (Second Team, AP, NEA)
- 1979** Jack Youngblood, DE (First Team, AP, PFWA, NEA, PFW, NYN)
Larry Brooks, DT (First Team, AP)
Jim Youngblood, LB (Second Team, AP)
- 1980** Kent Hill, G (First Team, PFW)
Rich Saul, C (First Team, SI)
Pat Thomas, CB (First Team, AP, SI)
Nolan Cromwell, FS (First Team, AP, PFWA, NEA, TSN, FD, PFW, SI, CPFN, NYN)
Jack Youngblood, DE (Second Team, NEA, TSN)
- 1981** Nolan Cromwell, FS (First Team, AP, PFWA, NEA, TSN, PFW, SI, NYN)
LeRoy Irvin, PR (First Team, AP, PFWA, TSN, PFW)
Rod Perry, CB (First Team, NYN)
Rich Saul, C (Second Team, NEA)
- 1982** Nolan Cromwell, FS (First Team, AP, PFWA, FD)
LeRoy Irvin, PR (First Team, PFWA)
- 1983** Jackie Slater, T (First Team, NFL Films)
Kent Hill, G (First Team, TSN)
Eric Dickerson, RB (First Team, AP, PFWA, NEA, TSN, PFW, CPFN, FD, SI, NFL Films)
Nolan Cromwell, SS (First Team, FD)
Johnnie Johnson, FS (First Team, NEA)
- 1984** Bill Bain, T (First Team, NFL Films, PFW)
Eric Dickerson, RB (First Team, AP, PFWA, NEA, TSN, PFW, CPFN, FD, SI NFL Films)
Jim Collins, LB (First Team, SI, PFW)
- Henry Ellard, WR (First Team, AP, TSN, FD)
Kent Hill, G (Second Team, CPFN)
Gary Green, CB (Second Team, NEA)
- 1985** Jim Collins, LB (First Team, TSN)
LeRoy Irvin, CB (First Team, USA Today)
Vince Newsome, Nickel Back (First Team, SI)
Dale Hatcher, P (First Team, AP, TSN, FD, USA Today, SI)
Ron Brown, KR (First Team, AP, TSN, FD)
Henry Ellard, WR (First Team, TSN)
Gary Green, CB (Second Team, FD)
Kent Hill, G (Second Team, AP, FD)
Eric Dickerson, G (Honorable Mention, AP)
- 1986** Jackie Slater, T (First Team, SI)
Dennis Harrah, G (First Team, AP, PFWA, TSN, FD, NFL Films, PFW, CPFN)
Eric Dickerson, RB (First Team, AP, PFWA, NEA, TSN, FD, USA Today, SI, NFL Films, PFW, CPFN)
LeRoy Irvin, CB (First Team, AP, PFWA, TSN, FD, NFL Films)
Jerry Gray, CB (Second Team, AP)
Nolan Cromwell, FS (Honorable Mention, AP)
Mel Owens, LB (Honorable Mention, AP)
Doug Smith, C (Honorable Mention, AP)
- 1987** Jackie Slater, T (First Team, NEA)
Tom Newberry, G (First Team, USA Today, SI)
Charles White, RB (First Team, AP, PFWA, TSN, CPFN, FD, NFL Films, PFW)
Ron Brown, KR (First Team, CPFN)
Dale Hatcher, P (Second Team, CPFN)
Jerry Gray, CB (Second Team, NEA)
- 1988** Henry Ellard, WR (First Team, AP, PFWA, NEA, TSN, CPFN, SI, NFL Films, PFW)
Jackie Slater, T (First Team, NFL Films, PFW)
Irv Pankey, T (First Team, NEA)
Tom Newberry, G (First Team, AP, PFWA, TSN, CPFN, USA Today, NFL Films, PFW)
LeRoy Irvin, CB (First Team, SI)
Jim Everett, QB (Second Team, CPFN)
Jerry Gray, CB (Second Team, NEA)
Doug Smith, C (Honorable Mention, PFW)
- 1989** Jackie Slater, T (First Team, NEA, CPFN, FD)
Tom Newberry, G (First Team, AP, PFWA, TSN, USA, PFW)
Kevin Greene, LB (First Team, NEA, TSN, USA Today)
Jerry Gray, CB (First Team, PFWA, CPFN)
Mike Lansford, K (First Team, TSN)
Jim Everett, QB (Second Team, NEA, CPFN)
- 1990** Henry Ellard, WR (Honorable Mention, AP)
Jackie Slater, T (Honorable Mention, AP)
Tom Newberry, G (Honorable Mention, AP)
Doug Smith, C (Honorable Mention, AP)
Alvin Wright, NT (Honorable Mention, AP)
Kevin Greene, LB (Honorable Mention, AP)
- 1991** Robert Delpino, Receiver-Back (First Team, SI)
- 1992** Kevin Greene, LB (First Team, SI)
Jackie Slater, T (Honorable Mention, AP)
- 1993** Jerome Bettis, RB (First Team, AP, PFWA, CPFN)
Sean Gilbert, DT (First Team, CPFN)
- 1994** Sean Landeta, P (Honorable Mention, AP)
- 1995** Isaac Bruce, WR (First Team, SI)
Sean Landeta, P (First Team, USA Today)

ALL-TIME HONORS



- 1996** D'Marco Farr, DT (SI)
Eddie Kennison, PR (Second Team, CPFN, FD)
- 1999** Kurt Warner, QB (First Team, AP, CPFN, FD, SI, PFW, TSN, USA)
Marshall Faulk, RB (First Team, AP, SI, PFW, CPFN, TSN, FD, USA)
Isaac Bruce, WR (First Team, CPFN, TSN, USA; Second Team, AP, FD)
Orlando Pace, T (First Team, AP, PFW, TSN, USA; Second Team, CPFN, FD)
Kevin Carter, DE (First Team, AP, PFW, CPFN, TSN, FD, USA)
Tony Horne, KR (First Team, CPFN, PFW, SI, TSN, USA; Second Team, AP, FD)
Az-Zahir Hakim, PR (First Team, CPFN, USA (3rd Down Specialist)
London Fletcher, LB (Second Team, FD)
Todd Lyght, CB (Second Team, AP, CPFN, FD)
Adam Timmerman, G (Second Team, CPFN, FD)
- 2000** Marshall Faulk, RB (First Team, AP, CPFN, FD, FN, SI, PFW, SN, USA)
Az-Zahir Hakim, PR (First Team, PFW, TSN; Second Team, CPFN, FD)
Tom Nütten, G (First Team, USA)
Orlando Pace, T (First Team, CPFN, FN, PFW, SN; Second Team, AP)
- 2001** Kurt Warner, QB (First Team, AP, CPFN, FD, SI, PFW, TSN)
Marshall Faulk, RB (First Team, AP, CPFN, FD, SI, PFW, TSN)
Orlando Pace, T (First Team, AP, CPFN, PFW, TSN; Second Team, FD)
Aeneas Williams, CB (First Team, AP, FD, PFW, TSN; Second Team, CPFN)
Adam Timmerman, G (Second Team, AP, FD)
Ernie Conwell, TE (Second Team, FD)
Grant Wistrom, DE (Second Team, FD)
- 2003** Torry Holt, WR (First Team AP, SI, PFW, FD, TSN)
Orlando Pace, T (First Team AP, TSN)
Leonard Little, DE (First Team AP, PFW)
Jeff Wilkins, K (Second Team AP)
- 2004** Orlando Pace, T (TSN)
- 2008** Donnie Jones, P (Second Team AP)
- 2009** Steven Jackson, RB (Second Team AP)
Donnie Jones, P (Second Team AP)
- 2013** Robert Quinn, DE (First Team AP, PFWA)
Johnny Hekker, P (First Team AP)

NFL ALL-ROOKIE

- 1971** Dave Elmendorf, S (UPI,FD)
Jack Youngblood, DE (FD)
Isiah Robertson, LB (AP, UPI, PFW, FD)
- 1972** Jim Bertleson, RB (UPI, PFW, FD)
- 1973** Lawrence McCutcheon, RB (UPI)
- 1974** Bill Simpson, S (PFWA)
- 1975** Doug France, T (PFWA)
Monte Jackson, CB (UPI, FD)
- 1976** Pat Haden, QB (FD)
Rusty Jackson, P (PFWA)
- 1977** Billy Waddy, WR (UPI, PFW, PFWA, FD)
Rafael Septien, K (UPI, PFW, PFWA, FD)
Bob Brudzinski, LB (AP, UPI, PFW, PFWA)

- 1978** Frank Corral, K (UPI, PFW, PFWA, FD)
- 1980** Johnnie Johnson, S (UPI, PFW, FD, PFWA)
- 1983** Eric Dickerson, RB (UPI, PFW, FD, PFWA)
- 1985** Dieter Brock, QB (UPI, FD, PFWA)
Dale Hatcher, P (UPI, PFWA)
- 1986** Tom Newberry, G (UPI, PFWA, PFW)
Jim Everett, QB (UPI, PFWA, PFW)
- 1988** Fred Strickland, LB (PFW)
- 1989** Bill Hawkins, DE (PFWA, PFW)
Frank Stams, LB (FD)
- 1990** Pat Terrell, S (FN)
- 1992** Sean Gilbert, DT (PFWA)
- 1993** Jerome Bettis, RB (PFWA, CPFN)
- 1994** Wayne Gandy, T (CPFN)
Keith Lyle, S (PFW)
- 1995** Kevin Carter, DE (FN, CPFN)
- 1996** Tony Banks, QB (CPFN, FN, PFW)
Eddie Kennison, WR (CPFN, PFW)
Eddie Kennison, PR (CPFN, FD, PFW)
- 1999** Torry Holt, WR (PFW, FN, FD)
- 2001** Adam Archuleta, S (FD, PFW)
Tommy Polley, LB (FD, PFW)
- 2003** Pisa Tinoisamoa, LB (PFW)
- 2009** James Laurinaitis, LB (PFW)
- 2010** Sam Bradford, QB (PFW)
Rodger Saffold, T (PFW)
- 2012** Michael Brockers, DT (PFW)
Janoris Jenkins, CB (PFW)
- 2013** Tavon Austin, KR (PFW)
Alec Ogletree, LB (PFW)

NFL ALL-WESTERN CONFERENCE

- 1956** Duane Putnam, G (TSN)
Les Richter, MLB (TSN)
- 1957** Duane Putnam, G (TSN)
Tom Wilson, HB (TSN)
Les Richter, MLB (TSN)
Will Sherman, DB (TSN)
- 1958** Del Shofner, E (TSN)
Duane Putnam, G (TSN)
Jon Arnett, RB (TSN)
Les Richter, MLB (TSN)
Will Sherman, DB (TSN)
- 1959** Del Shofner, E (TSN)
- 1960** Jim Phillips, E (TSN)
- 1961** Jim Phillips, E (TSN)
Ed Meador, DB (TSN)
- 1962** Dick Bass, FB (TSN)
- 1963** Rosey Grier, DT (TSN)
Jack Pardee, LB (TSN)



1964 Frank Varrichione, T (TSN)
Merlin Olsen, DT (TSN)
Ed Meador, S (TSN)
Bruce Gossett, K (TSN)

1965 Merlin Olsen, DT (TSN)
Ed Meador, DB (TSN)

1966 David Jones, DE (TSN)
Merlin Olsen, DT (TSN)
Maxie Baughan, LB (TSN)
Ed Meador, DB (TSN)
Bruce Gossett, K (TSN)

1967 David Jones, DE (TSN)
Merlin Olsen, DT (TSN)
Roger Brown, DT (TSN)
Maxie Baughan, LB (TSN)
Ed Meador, S (TSN)

1968 Charlie Cowan, T (TSN)
David Jones, DE (TSN)
Merlin Olsen, DT (TSN)
Maxie Baughan, LB (TSN)
Ed Meador, S (TSN)

1969 Bob Brown, T (TSN)
Tom Mack, G (TSN)
Roman Gabriel, QB (TSN)
David Jones, DE (TSN)
Merlin Olsen, DT (TSN)
Maxie Baughan, LB (TSN)
Ed Meador, S (TSN)

NFL COACH OF THE YEAR

1945 Adam Walsh (NYN)
1952 Hamp Pool (NYN)
1967 George Allen (AP, UPI, TSN)
1973 Chuck Knox (AP, PFWA)
1999 Dick Vermeil
(AP, CPFN, FD, FN, IFA, PFW, PFWA, SI, TSN, NFL Alumni)

NFL COMEBACK PLAYER OF THE YEAR

2003 Aeneas Williams, S (FD)

NFL DEFENSIVE BACK OF THE YEAR

1976 Monte Jackson, CB (FD)
1980 Nolan Cromwell, FS (FD)
1981 Nolan Cromwell, FS (FD)
1983 Nolan Cromwell, SS (FD)

NFL DEFENSIVE LINEMAN OF THE YEAR

1967 David Jones, DE (NFLPA)
1968 David Jones, DE (NFLPA)
1975 Jack Youngblood, DE (PFW)

NFL DEFENSIVE PLAYER OF THE YEAR

1967 David Jones, DE (NEA)
1968 David Jones, DE (NEA)
1975 Jack Youngblood, DE (UPI)
2013 Robert Quinn, DE (PFWA)

NFL KICK RETURNER OF THE YEAR

1984 Henry Ellard (NFL Alumni)
1985 Ron Brown (NFL Alumni)

NFL MOST VALUABLE PLAYER

1999 Kurt Warner, QB (AP, IFA, PFW, PFWA)
2000 Marshall Faulk, RB (AP, PFW, PFWA)
2001 Kurt Warner, QB (AP)
2001 Marshall Faulk, RB (PFW, PFWA)

NFL OFFENSIVE COORDINATOR OF THE YEAR

1999 Mike Martz (FD)

NFL OFFENSIVE LINEMAN OF THE YEAR

1969 Bob Brown, T (NFLPA)

NFL OFFENSIVE PLAYER OF THE YEAR

1969 Roman Gabriel, QB (PFW, KCC)
1986 Eric Dickerson, RB (AP)
1999 Marshall Faulk, RB (AP, CPFN)
2000 Marshall Faulk, RB (AP, CPFN)
2001 Marshall Faulk, RB (AP, CPFN)

NFL OFFENSIVE ROOKIE OF THE YEAR

1983 Eric Dickerson, RB (AP, PFW)
1993 Jerome Bettis, RB (AP, PFW)
2010 Sam Bradford, QB (AP)

NFL PLAYER OF THE YEAR

1969 Roman Gabriel, QB (AP, UPI, TSN, NEA)
1999 Kurt Warner, QB (FD, SI, TSN)
2000 Marshall Faulk, RB (FD, SI, TSN)
2001 Kurt Warner, QB (FD)
2001 Marshall Faulk, RB (SI, TSN)

NFL QUARTERBACK OF THE YEAR

1999 Kurt Warner (IFA, NFL Alumni, NQC)

NFL ROOKIE OF THE MONTH

1996 Eddie Kennison, WR (Oct.)
2010 Sam Bradford, QB (Oct., Nov.)

NFL ROOKIE OF THE WEEK

2013 Tavon Austin, WR (Week 10)

NFL ROOKIE OF THE YEAR

1971 Isiah Robertson, LB (PFW)
1983 Eric Dickerson, RB (NEA, PFWA, CPFN, FN, PFW)
1993 Jerome Bettis, RB (TSN, UPI)

NFL RUNNING BACK OF THE YEAR

1983 Eric Dickerson (FD, NFL Alumni)
1984 Eric Dickerson (NFL Alumni)
1986 Eric Dickerson (NFL Alumni)

NFL WIDE RECEIVER OF THE YEAR

1989 Henry Ellard (NFL Alumni)

PETE ROZELLE TROPHY

(Super Bowl Most Valuable Player)
1999 Kurt Warner, QB

PHIL SIMMS ALL-IRONMAN TEAM

1999 Marshall Faulk, RB

PRO BOWL

1938 (1)- Ed Goddard QB

1939 (5)- Jim Benton E, Johnny Drake FB, Parker Hall QB, Vic Spadaccini QB, John Wiatrak C

1940 (2)- Ollie Cordell B, Ted Livingston G

1941 (2)- Chet Adams T, Dante Magnani HB

ALL-TIME HONORS



- 1950 (8)-** Larry Brink DE, Glenn Davis HB, Tom Fears E, Dick Hoerner FB, Dick Huffman T, Woodley Lewis HB, Norm Van Brocklin QB, Bob Waterfield QB
- 1951 (8)-** Larry Brink DE (2), Elroy Hirsch E, Don Paul C, Dan Towler HB, Norm Van Brocklin QB (2), Bob Waterfield QB (2), Stan West G, Paul Younger FB
- 1952 (7)-** Elroy Hirsch E (2), Don Paul C (2), ... Dan Towler HB (2), Norm Van Brocklin QB (3), Stan West G (2), Jim Winkler T, Paul Younger FB (2)
- 1953 (6)-** Elroy Hirsch E (3), Don Paul C (3), Andy Robustelli DE, Dan Towler HB (3), Norm Van Brocklin QB (4), Paul Younger FB (3)
- 1954 (7)-** Bob Boyd E, Leon McLaughlin C, Duane Putnam G, Skeet Quinlan HB, Les Richter LB, Dan Towler HB (4), Norm Van Brocklin QB (5)
- 1955 (9)-** Leon Clarke E, Bud McFadin DT, Paul Miller DE, Duane Putnam G (2), Les Richter LB (2), Andy Robustelli DE (2), Will Sherman S, Norm Van Brocklin QB (6), Ron Waller HB
- 1956 (6)-** Leon Clarke E (2), John Hock G, Bud McFadin DT (2), Les Richter LB (3), Tom Wilson RB, Paul Younger FB (4)
- 1957 (5)-** Jon Arnett HB, Dick Daughtery LB, Duane Putnam G (3), Les Richter LB (4), Tom Wilson HB (2)
- 1958 (6)-** Jon Arnett HB (2), Duane Putnam G (4), Les Richter LB (5), Will Sherman S(2), Del Shofner SE, Bill Wade QB
- 1959 (4)-** Jon Arnett HB (3), Lamar Lundy DE, Les Richter LB (6), Del Shofner SE (2)
- 1960 (4)-** Jon Arnett HB (4), Ed Meador DB, Jim Phillips E, Les Richter LB (7)
- 1961 (3)-** Jon Arnett HB (5), Jim Phillips E (2), Les Richter LB (8)
- 1962 (4)-** Dick Bass HB, Merlin Olsen DT, Jim Phillips E(3), Frank Varrichione T
- 1963 (3)-** Dick Bass HB (2), Merlin Olsen DT (2), Jack Pardee LB
- 1964 (3)-** David Jones DE, Ed Meador DB (2), Merlin Olsen DT (3)
- 1965 (4)-** David Jones DE (2), Tom McDonald E, Ed Meador DB (3), Merlin Olsen DT (4)
- 1966 (7)-** Dick Bass HB (3), Maxie Baughan LB, Bruce Gossett K, David Jones DE (3), Marlin McKeever TE, Ed Meador DB (4),Merlin Olsen DT (5)
- 1967(10)-** Maxie Baughan LB (2), Roger Brown DT, Bernie Casey FL, Roman Gabriel QB, David Jones DE (4), Les Josephson HB, Tom Mack G, Ed Meador DB (5), Merlin Olsen DT (6), *Jack Snow SE
- 1968 (9)-** Maxie Baughan LB (3), Joe Carollo T, Charlie Cowan T, Roman Gabriel QB (2),



Rams DE Robert Quinn plays in his first Pro Bowl in Hawaii in 2013. Photo courtesy of APimages.com

- Bruce Gossett K (2), David Jones DE (5), Tom Mack G (2), Merlin Olsen DT (7), Joe Scibelli G
- 1969 (7)-** *Maxie Baughan LB (4), *Bob Brown T, Charlie Cowan T (2), Roman Gabriel QB (3), David Jones DE (6), Tom Mack G (3), Merlin Olsen DT (8)
- 1970 (5)-** *Bob Brown T (2), Charlie Cowan T (3), David Jones DE (7), Tom Mack G (4), *Merlin Olsen DT (9)
- 1971 (4)-** *Willie Ellison RB, Tom Mack G (5), Merlin Olsen DT (10), Isiah Robertson LB
- 1972 (4)-** Coy Bacon DE, Dave Chapple P, Tom Mack G (6), Merlin Olsen DT (11)
- 1973 (8)-** Jim Bertelsen RB, John Hadl QB, Harold Jackson WR, Tom Mack G (7), Lawrence McCutcheon RB, Merlin Olsen DT (12), Isiah Robertson LB (2), Jack Youngblood DE
- 1974 (6)-** James Harris QB, Tom Mack G (8), Lawrence McCutcheon RB (2), Merlin Olsen DT (13), Isiah Robertson LB (3), Jack Youngblood DE (2)
- 1975 (8)-** Fred Dryer DE, Harold Jackson WR (2), Tom Mack G (9), Lawrence McCutcheon RB (3), Merlin Olsen DT (14), Jack Reynolds LB, Isiah Robertson LB (4), Jack Youngblood DE (3)
- 1976 (7)-** Larry Brooks DT, Monte Jackson CB, Ron Jessie WR, Lawrence McCutcheon RB (4), Isiah Robertson LB (5), Rich Saul C, Jack Youngblood DE (4)
- 1977 (10)-**Larry Brooks DT (2), Doug France T, Pat Haden QB, Harold Jackson WR (3), *Monte Jackson CB (2), Tom Mack G (10), Lawrence McCutcheon RB (5), Isiah Robertson LB (6), Rich Saul C (2), Jack Youngblood DE (5)

ALL-TIME HONORS



- 1978 (10)-***Larry Brooks DT (3), Frank Corral K, Doug France T (2), Dennis Harrah G, Cody Jones DT, Tom Mack G (11), Rod Perry CB, Rich Saul C (3), Pat Thomas CB, Jack Youngblood DE (6)
- 1979 (5)-** Larry Brooks DT (4), Dennis Harrah G (2), Rich Saul C (4), Jack Youngblood DE (7), Jim Youngblood LB
- 1980 (8)-** Larry Brooks DT (5), Nolan Cromwell S, Dennis Harrah G (3), Kent Hill T, Rod Perry CB (2), Jack Reynolds LB (2), Rich Saul C (5), *Pat Thomas CB (2)
- 1981 (2)-** Nolan Cromwell S (2), Rich Saul C (6)
- 1982 (2)-** Nolan Cromwell S (3), Kent Hill T (2)
- 1983 (4)-** Nolan Cromwell S (4), Eric Dickerson RB, Kent Hill T (3), Jackie Slater T
- 1984 (4)-** Eric Dickerson RB (2), Henry Ellard KR, Kent Hill T (4), Doug Smith C
- 1985 (9)-** Ron Brown KR, Jim Collins LB, Gary Green CB, Dennis Harrah G (4), Dale Hatcher P, Kent Hill T (5), LeRoy Irvin CB, Jackie Slater T (2), *Doug Smith C (2)
- 1986 (7)-** Eric Dickerson RB (3), Carl Ekern LB, Jerry Gray CB, Dennis Harrah G (5), LeRoy Irvin CB (2), Jackie Slater T (3), Doug Smith C (3)
- 1987 (5)-** Jerry Gray CB (2), Dennis Harrah G (6), Jackie Slater T (4), Doug Smith C (4), Charles White RB
- 1988 (5)-** Henry Ellard WR (2), Jerry Gray CB (3), Tom Newberry G, Jackie Slater T (5), Doug Smith C (5)
- 1989 (6)-** Henry Ellard WR (3), *Jim Everett QB, Jerry Gray CB (4), Kevin Greene LB, *Tom Newberry G (2), Jackie Slater, T (6), Doug Smith C (6)
- 1990 (2)-** Jim Everett QB (2), Jackie Slater T (7)
- 1993 (2)-** Jerome Bettis RB, Sean Gilbert DT
- 1994 (1)-** Jerome Bettis RB (2)
- 1996 (1)-** Isaac Bruce, WR
- 1999 (8)-** Isaac Bruce, WR (2), Kevin Carter, DE, D'Marco Farr, DT, Marshall Faulk, RB, Todd Lyght, CB, Orlando Pace, T, Adam Timmerman, G, Kurt Warner, QB
- 2000 (5)-** *Isaac Bruce, WR (3), *Marshall Faulk, RB (2), Torry Holt, WR, Orlando Pace, T (2), *Kurt Warner, QB (2)
- 2001 (7)-** *Isaac Bruce, WR (4), Marshall Faulk, RB (3), Torry Holt, WR (2), *Orlando Pace, T (3), Adam Timmerman G (2), Kurt Warner QB (3), Aeneas Williams CB
- 2002 (2)-** Marshall Faulk, RB (4), *Orlando Pace, T (4)
- 2003 (6)-** Marc Bulger, QB, Torry Holt, WR (3), Leonard Little, DE, Orlando Pace, T (5), Jeff Wilkins K, Aeneas Williams S (8)
- 2004 (2)-** Torry Holt, WR (4), Orlando Pace, T (6)

- 2005 (2)-** Torry Holt, WR (5), Orlando Pace, T (7)
- 2006 (3)-** Marc Bulger, QB (2), *Torry Holt, WR (6), Steven Jackson, RB (1)
- 2007 (1)-** Torry Holt, WR (7)
- 2009 (1)-** *Steven Jackson, RB (2)
- 2010 (1)-** Steven Jackson, RB (3)
- 2013 (2)-** Robert Quinn, DE (1), Johnny Hekker, P (1)
**Selected but did not play*

PLAYER OF THE WEEK

- 1970** David Jones, DE, Week 8 (AP)
- 1983** Jack Youngblood, DE, Week 16 (PFW)
- 1984** Jack Youngblood, DE, Week 5 (NFC Defensive)
Eric Dickerson, RB, Week 10 (NFC Offensive)
Eric Dickerson, RB, Week 15 (NFC Offensive)
- 1985** Dieter Brock, QB, Week 4 (NFC Offensive)
Jim Collins, ILB, Week 5 (NFC Defensive)
LeRoy Irvin, CB, Week 6 (NFC Defensive)
Ron Brown, WR-KR, Week 12 (NFC Offensive)
- 1986** Mel Owens, OLB, Week 3 (NFC Defensive)
Eric Dickerson, RB, Week 5 (NFC Offensive)
Nolan Cromwell, S, Week 12 (NFC Defensive)

RAMS PRO BOWLERS BY POSITION

Quarterback	11
Running Back	22
Wide Receiver	7
Tight End	1
Tackle	11
Guard	9
Center	5
Defensive End	18
Defensive Tackle	7
Linebacker	10
Defensive Back	9
Safety	2
Punter	3
Kicker	3
Kick Returner	2

- 1987** Charles White, RB, Week 10 (NFC Offensive)
Jim Everett, QB, Week 13 (NFC Offensive)
- 1988** Gary Jeter, DE, Week 3 (NFC Defensive)
Kevin Greene, OLB, Week 6 (NFC Defensive)
Jim Everett, QB, Week 16 (NFC Offensive)
- 1989** Vince Newsome, S, Week 3 (NFC Defensive)
Jim Everett, QB, Week 10 (NFC Offensive)
Henry Ellard, WR, Week 11 (NFC Offensive)
Willie Anderson, WR, Week 12 (NFC Offensive)
Brett Faryniarz, OLB, Week 15 (NFC Defensive)
Greg Bell, RB, Week 16 (NFC Offensive)
- 1990** Jim Everett, QB, Week 7 (NFC Offensive)
- 1992** Todd Lyght, CB, Week 2 (NFC Defensive)
Jim Everett, QB, Week 14 (NFC Defensive)
- 1993** Sean Gilbert, DT, Week 2 (NFC Defensive)
Jim Everett, QB, Week 4 (NFC Offensive)
Sean Landeta, P, Week 12 (NFC Special Teams)
Jerome Bettis, RB, Week 15 (NFC Offensive)
- 1994** Sean Landeta, P, Week 4 (NFC Special Teams)

ALL-TIME HONORS



1995 Isaac Bruce, WR, Week 1 (NFC Special Teams)
Chris Miller, QB, Week 4 (NFC Offensive)
Isaac Bruce, WR, Week 6 (NFC Offensive)
Sean Landeta, P, Week 11 (NFC Special Teams)
Sean Landeta, P, Week 14 (NFC Special Teams)

1996 Anthony Parker, CB, Week 7 (NFC Defensive)
Eddie Kennison, WR, Week 10 (NFC Special Teams)
Eddie Kennison, WR, Week 16 (NFC Offensive)

1997 Will Brice, P, Week 4 (NFC Special Teams)

1998 Greg Hill, RB, Week 3 (NFC Offensive)

1999 Kurt Warner, QB, Week 3 (NFC Offensive)
Az-Zahir Hakim, PR, Week 4 (NFC Special Teams)
Isaac Bruce, WR, Week 5 (NFC Offensive)
Marshall Faulk, RB, Week 6 (NFC Offensive)
Kevin Carter, DE, Week 10 (NFC Defensive)
Tony Horne, KR, Week 12 (NFC Special Teams)
Marshall Faulk, RB, Week 12 (NFC Offensive)

2000 Marshall Faulk, RB, Week 3 (NFC Offensive)
Kurt Warner, QB, Week 5 (NFC Offensive)
Marshall Faulk, RB, Week 7 (NFC Offensive)
Az-Zahir Hakim, PR, Week 9 (NFC Special Teams)

Teams)
Trent Green, QB, Week 11 (NFC Offensive)
London Fletcher, LB, Week 15 (NFC Defensive)
Marshall Faulk, RB, Week 17 (NFC Offensive)

2001 London Fletcher, LB, Week 2 (NFC Defensive)
Kurt Warner, QB, Week 3 (NFC Offensive)
London Fletcher, LB, Week 10 (NFC Defensive)
Kurt Warner, QB, Week 12 (NFC Offensive)
Aeneas Williams, CB, Week 13 (NFC Defensive)
Grant Wistrom, DE, Week 14 (NFC Defensive)
Marshall Faulk, RB, Week 17 (NFC Offensive)

2002 Marc Bulger, QB, Week 6 (NFC Offensive)
Isaac Bruce, QB, Week 10 (NFC Offensive)
Jeff Wilkins, K, Week 15 (NFC Special Teams)

2003 Brian Young, DT, Week 10 (NFC Defensive)
Leonard Little, DE, Week 13 (NFC Defensive)
Aeneas Williams, S, Week 14 (NFC Defensive)

2004 Sean Landeta, P, Week 6 (NFC Special Teams)
Bryce Fisher, DE, Week 16 (NFC Defensive)
Marc Bulger, QB, Week 17 (NFC Offensive)

2005 Ryan Fitzpatrick, QB, Week 12 (NFC Offensive)

2006 Jeff Wilkins, K, Week 1 (NFC Special Teams)
Matt Turk, P, Week 15 (NFC Special Teams)
Steven Jackson, RB, Week 16 (NFC Offensive)

2007 Marc Bulger, QB, Week 10 (NFC Offensive)

2008 Oshiomogho Atogwe, S, Week 6 (NFC Defensive)
Steven Jackson, RB, Week 7 (NFC Offensive)

2009 Josh Brown, K, Week 8 (NFC Special Teams)

2010 Chris Long, DE, Week 6 (NFC Defensive)

2011 Robert Quinn, DE, Week 8 (NFC Special Teams)

2012 Greg Zuerlein, K, Week 4 (NFC Special Teams)
Johnny Hekker, P, Week 5

(NFC Special Teams)
Janoris Jenkins, Week 12 (NFC Defensive)
Greg Zuerlein, K, Week 13 (NFC Special Teams)

2013 Robert Quinn, DE, Week 1 (NFC Defensive)
Tavon Austin, WR, Week 10, (NFC Special Teams)

PLAYER OF THE MONTH

1986 Eric Dickerson, RB, Oct. (NFC Offense)

1988 Jim Everett, QB, Sept. (NFC Offense)
Henry Ellard, WR, Dec. (NFC Offense)

1994 Sean Landeta, P, Sept. (NFC Special Teams)

1995 Roman Phifer, LB, Sept. (NFC Defense)
Isaac Bruce, WR, Oct. (NFC Offense)
Sean Landeta, P, Nov. (NFC Special Teams)

1996 Keith Lyle, S, Oct. (NFC Defense)

1999 Kurt Warner, QB, Sept. (NFC Offense)
Kevin Carter, DE, Nov. (NFC Defense)

2000 Kurt Warner, QB, Sept. (NFC Offense)
Marshall Faulk, RB, Oct. (NFC Offense)
Marshall Faulk, RB, Dec. (NFC Offense)

2001 Marshall Faulk, RB, Sept. (NFC Offense)
Marshall Faulk, RB, Dec. (NFC Offense)

2003 Jeff Wilkins, K, Sept. (NFC Special Teams)
Torry Holt, WR, Oct. (NFC Offensive)
Adam Archuleta, S, Nov. (NFC Defensive)
Jeff Wilkins, K, Dec. (NFC Special Teams)
Grant Wistrom, DE, Dec. (NFC Defensive)

2004 Bryce Fisher, DE, Dec. (NFC Defensive)

2005 Adam Archuleta, S, Sept. (NFC Defensive)

2006 Steven Jackson, RB, Dec. (NFC Offensive)

2008 Josh Brown, K, Oct. (NFC Special Teams)

2013 Tavon Austin, WR, Nov. (NFC Special Teams)

STAPLES COACH OF THE YEAR

1999 Dick Vermeil

USA FOOTBALL ALL-FUNDAMENTALS TEAM

2012 Chris Long, DE
2013 Chris Long, DE

WASHINGTON D.C. TOUCHDOWN CLUB

(NFL Player of the Year; Coach of the Year)

1950 Bob Waterfield, QB
1954 Norm Van Brocklin, QB
1967 George Allen
1973 Chuck Knox
1978 Pat Haden, QB (NFC)
1984 Eric Dickerson, RB

WHIZZER WHITE AWARD

(NFL Man of the Year)

1970 Kermit Alexander, CB

ALL-TIME HONORS



AP - Associated Press; **CO** - Coaches' All-Pro Team; **CPFN** - College and Pro Football Newsweekly; **FD** - Football Digest; **FN** - Football News; **HA** -Chicago Herald-American; **HOF** - Hall of Fame Selection Committee; **IFA** - Internet Football Awards; **INS** - International News Service; **NEA** - Newspaper Enterprise Association; **NFL** - National Football League; **NQC** - National Quarterback Club; **NYM** - New York Daily Mirror; **NYN** - New York Daily News; **NYP** - New York Post; **PFW** - Pro Football Weekly; **PFWA** - Pro Football Writers of America; **SI** - Sports Illustrated; **TSN** - The Sporting News; **UPI** - United Press International; **USA** - USA Today; **WP** - Washington Post

PRO FOOTBALL HALL OF FAMERS



(They spent significant portions of their careers with Rams or had special achievement when with the Rams.)



1965 – BOB WATERFIELD, QB (1945-52). Guided Rams to two NFL Championships (1945 and 1951). Only rookie QB to lead team to NFL title (1945). Threw for two touchdowns against Washington to win 1945 Championship, 15-14. Three-time all-Pro selection. Voted to two consecutive Pro Bowls (1950-51). Received Joe F. Carr Trophy as NFL Most Valuable Player in 1945. Named NFL Player of the Year in 1950 by Washington D.C. Touchdown Club. Selected to NFL's All-Decade Team for 1940's. Led NFL in passing (1951). Played college football at UCLA.



1967 – DANIEL REEVES, Owner of Rams (1941-71). Teams won two World Championships (1945 and 1951). First to integrate football in modern era with signing of Kenny Washington and Woody Strode a year before major league baseball accepted Jackie Robinson. Developed scientific scouting system that is practiced universally and helped establish television formula for NFL. Was major contributor to AFL-NFL merger. Also owned Jersey City Giants of American League (1939). NFL Executive of the Year by Sporting News (1955). Graduate of Georgetown University.



1968 – ELROY (CRAZYLEGS) HIRSCH, WR/RB (1949-57). Ranks third on Rams all-time receiving yards list with 6,289 and fourth with 343 receptions. Caught touchdown passes in 11 straight games in 1950-51. Led Rams to NFL championship with 17 touchdown receptions in 1951. Averaged 51.2 yards per catch on the 17 touchdowns. Finished with 55 touchdowns to rank second on Rams career list. Succeeded Pete Rozelle as General Manager for Rams (1960-69). Also played for Chicago Rockets (1946-48). Was first-round draft choice in 1945. Played college football at Wisconsin and Michigan.




1970 – TOM FEARS, WR (1948-56). Ranks third on Rams' all-time receptions list with 400 and is fifth with 5,397 receiving yards. Led NFL in receptions three times and touchdown receptions once. Posted two 1,000-yard seasons. Scored game-clinching, 73-yard touchdown to lift Rams to 1951 NFL championship over Cleveland. Holds Rams' playoff record with three 100-yard games during postseason. Also holds Ram playoff records with 28 receptions and 572 yards. Served as Rams assistant coach (1960-61). Was 11th round draft choice in 1945. Played college football at Santa Clara and UCLA.




1971 – ANDY ROBUSTELLI, DE (1951-55). Helped Rams win World Championship in 1951. Selected to seven Pro Bowls, two with Rams (1953 and 1955). Played on winning teams in 13 of his 14 years. Also played for New York Giants (1956-64). Was 19th round draft choice in 1951. Played college football at Arnold College, Connecticut.




1971 – NORM VAN BROCKLIN, QB (1949-57). Led Rams to 1951 World Championship with 73-yard touchdown pass in fourth quarter to beat Cleveland. Led NFL in passing twice (1950 and 1952). Set NFL record with 554 passing yards against New York Yankees in 1951. Named to six consecutive Pro Bowls with Rams (1950-55). NFL Player of the Year by Washington D.C. Touchdown Club in 1954. Selected to NFL 1950's all-Decade Team. Also played for Philadelphia Eagles (1958-60). Led Eagles to 1960 NFL Championship and threw for three touchdowns in 1960 Pro Bowl. Finished with 23,611 yards passing. Played college football at Oregon.




1974 – DICK (NIGHT TRAIN) LANE, DB (1952-53). Set NFL interception record with 14 as rookie in 1952. Led NFL in interceptions twice (1952 and 1954). All-NFL five times and selected to six Pro Bowls. Posted 68 career interceptions. Named to NFL's all-Decade Team for 1950's. Also played for Detroit Lions (1960-65) and Chicago Cardinals (1954-59). Played college football at Scottsbluff Junior College, Nebraska.



1980 – DAVID (DEACON) JONES, DE (1961-71). Selected to NFL's 75th Anniversary team in 1994. Recorded team-best 159.5 sacks with Rams and 173.5 for career. Registered 21 sacks during 1967 season. Reached double figures in sacks seven times, including three 20-sack seasons. Became first defensive lineman to record 100 solo tackles in single season (1967). Named NFL's Defensive Player of the Year twice (1967-68). Voted to Pro Bowl nine times, including seven straight with Rams (1964-70). NFL all-Pro selection 10 times. Made NFL's all-Decade Team in 1960's. Also played for San Diego Chargers (1972-73) and Washington Redskins (1974). Played college football at South Carolina State and Mississippi Vocational.



1982 – MERLIN OLSEN, DT (1962-76). Selected to NFL's 75th Anniversary team in 1994. Holds NFL record with 14 consecutive Pro Bowl appearances (1962-75). Defensive MVP of 1969 Pro Bowl. NFL all-Pro selection eight straight seasons (1963-70). Played in 198 consecutive games to close out career. Western Conference All-Star Team choice six times (1964-69). Named NFL Player of the Year by Philadelphia's Maxwell Club in 1974. Named NFC Defensive Lineman of the Year by NFL Players' Association in 1973. Chosen to NFL's all-Decade Team in 1960's and '70's. Rams' all-time leading tackler with 915 total stops. First-round draft choice in 1962. Played college football at Utah State.




1983 – SID GILLMAN, Coached Rams (1955-59). Led Rams to NFL Western Division title in 1955. Posted record of 123-104-7 during 18-year pro career. Also coached San Diego Chargers (1960-71) and Houston Oilers (1973). Recognized as foremost authority on forward pass. Considered the greatest contributor to early success of AFL. Led Chargers to five Western Division titles in first six years.




1985 – PETE ROZELLE, Commissioner (1960-89). Served as Rams' Public Relations Director (1952-55) and General Manager (1957-60). Had longest tenure as commissioner in NFL history. Credited with making NFL the most popular sport in America. Brought league-wide television into NFL (1962). Named Sportsman of the Year by Sports Illustrated (1963). Helped establish Monday Night Football with ABC (1970). Developed American Bowl series of preseason games in England, Europe and Japan (1985).



1991 – TEX SCHRAMM, Team President/General Manager. Served as Rams' Public Relations Director and General Manager (1947-57). Rams recorded eight consecutive winning seasons (1948-55) and won 1951 World Championship during his 11-year stint in Los Angeles. Built Dallas Cowboys into one of winningest teams in NFL history. They posted 20 consecutive winning seasons during his tenure (1966-86). Named NFL Executive of the Year by Sporting News (1977). Helped Dallas win two Super Bowl titles (VI and XII).



1999 – ERIC DICKERSON, RB (1983-87). NFL's single season record holder for most yards gained (2,105). Broke O.J. Simpson's mark (2,003 yards) on December 9, 1984, rushing for 215 yards in a 27-16 win over the Houston Oilers at Anaheim Stadium. Rookie season in 1983 ranks among the most prolific in NFL history. Holds NFL rookie records for most yards gained in a season (1,808) and attempts (390). Named NFC and NFL rookie of the year. Ranks fourth on NFL's all-time rushing list with 13,259 yards, also ranks fourth in attempts with 2,996. Rushed for more than 100 yards 64 times, which ranks third on the NFL's all-time record list. Selected to the Pro Bowl six times. Chosen to NFL's all-Decade team for the 1980's. Also played for Indianapolis Colts (1987-91), Los Angeles Raiders (1992), and Atlanta Falcons (1993). Played college football at Southern Methodist University.



1999 – TOM MACK, G (1966-78). First Rams offensive lineman inducted into the Pro Football Hall of Fame. Played entire, 12-season professional career with the Rams, never missing a game. Known as a consistent, dependable performer. Ranks third on Rams all-time list for most consecutive games played with 184. Participated in nine consecutive Pro Bowls (1967-75). Saw action in 11 Pro Bowls. Voted NFL All-Pro seven times. All-NFC performer nine consecutive seasons (1970-78). Played college football at Michigan.



2001- JACKIE SLATER, T (1976-95). Only player in NFL history to play 20 seasons with same team. Number one all-time among offensive linemen at time of retirement with 259 games played. Started 214 games. Played in 18 postseason games, including Super Bowl XIV, and seven Pro Bowls. Earned respect for leadership, work ethic, and high level of play and tremendous blocker who matched up against the opponents' best pass rushers. Blocked in 107 different 100-yard rushing games and 27 different 300-yard passing games. Blocked for seven different 1,000-yard rushers, 36 different running backs, and 27 different quarterbacks.



2001- JACK YOUNGBLOOD, DE (1971-84). Played in 202 games, with streak of 201 in row. One of great pass rushers in NFL history, unofficially credited with 151.5 sacks in career. Played in Super Bowl XIV with broken bone in leg and played in 16 postseason games and seven Pro Bowls. Executed one of the all-time outstanding plays by a Rams defender in 1975 playoff versus St. Louis: Youngblood pass-rushed future Hall of Famer Dan Dierdorf off the line, penetrated, then tipped and intercepted pass by Jim Hart, and returned the interception 65 yards for touchdown that propelled Rams to 35-23 victory.



2011- MARSHALL FAULK, RB (1999-2005). Was the NFL's Most Valuable Player in 2000 and won the league's Offensive Player of the Year award in three consecutive seasons (1999-2001). Voted to seven Pro Bowls, was a first-team All-Pro three times and a three-time winner of the Daniel F. Reeves Memorial award, which is annually presented to the Rams' team MVP. Finished his career as NFL's all-time leader in receiving yards by a running back and ranked second in receptions among backs. Also ranked fourth all time in scrimmage yards upon his retirement.



2011- LES RICHTER, LB (1954-62). Made eight Pro Bowls in nine seasons. Was also named a first- or second-team All-NFL selection each season during a six-year span from 1955 to 1960. Didn't miss a game during his career. Aside from his play at linebacker, Richter also saw some time at center and handled the Rams placekicking duties early in his career. He received much attention in 1955 for his play on defense as well as clutch placekicking that helped the Rams to an 8-3-1 record to win the NFL Western Division crown and a berth in the championship game.

OTHER HALL OF FAME MEMBERS WITH RAMS EXPERIENCE



1963 — **EARL (DUTCH) CLARK**, Coached Rams, 1939-42
1967 — **JOE STYDAHAR**, Coached Rams, 1950-51
1972 — **OLLIE MATSON**, Halfback, 1959-62
1974 — **BILL GEORGE**, LB, 1966
1985 — **JOE NAMATH**, QB, 1977
1998 — **TOMMY McDONALD**, WR, 1965-66

2001 — **RON YARY**, T, 1982
2001 — **MARV LEVY**, Assistant Coach, 1970
2002 — **GEORGE ALLEN**, Coached with Rams,
1957, 1966-70
2003 — **JAMES LOFTON**, WR, 1993
2004 — **BOB BROWN**, T, 1969-70

RING OF FAME / RING OF HONOR



Recognizing the rich football history of the Rams and the St. Louis Football Cardinals, the St. Louis Rams created a Ring of Fame in the Edward Jones Dome.

The Ring, displayed inside the Dome, features 16 players who have been elected to the Pro Football Hall of Fame and who played the majority of their careers for the Rams or Cardinals.

The Rams and Cardinals players' names, jersey numbers, and seasons of service are on display.

RAMS RING OF FAME MEMBERS	(YEAR INDUCTED)
Norm Van Blocklin	(1999)
Eric Dickerson	(1999)
Tom Fears	(1999)
Elroy "Crazylegs" Hirsch	(1999)
David "Deacon" Jones	(1999)
Tom Mack	(1999)
Merlin Olsen	(1999)
Jackie Slater	(2001)
Bob Waterfield	(1999)
Jack Youngblood	(2001)
Marshall Faulk	(2011)

CARDINALS RING OF FAME MEMBERS	(YEAR INDUCTED)
Dan Dierdorf	(1999)
Jackie Smith	(1999)
Roger Wehrli	(2008)
Larry Wilson	(1999)

The Ring of Honor features people who have made significant contributions to the Rams franchise. Also displayed inside the Dome, the Ring of Honor was established in 2008.

RAMS RING OF HONOR MEMBERS	(YEAR INDUCTED)
Rams owner Georgia Frontiere, 1979-2008	(2008)
Rams owner Carroll Rosenbloom, 1972-79	(2008)
Head coach Dick Vermeil, 1997-99	(2008)



TEAM HISTORY

THE 2014 MEDIA GUIDE OF THE
ST. LOUIS RAMS



THE RAMS STORY

1937 On Feb. 13, the National Football League grants a Cleveland franchise to Homer Marshman and Associates, a prominent group of local businessmen. Another Rams team in Cleveland had played in the American Football League in 1936 and finished with a 5-2-2 record, second best in the league. Hugo Bezdek is named head coach of new NFL franchise. Rams finish with 1-10 record. Home games are played in Municipal Stadium and League Park. Bob Kelley is radio play-by-play announcer.

1938 Assistant coach Art Lewis takes over team after three losses at start of season. Rams win first three under Lewis but finish with 4-7 record. Home games are played in Shaw Stadium, named after high school on Shaw Avenue in Cleveland.

1939 Earl (Dutch) Clark becomes head coach. Rams finish at .500 for first time with 5-5-1 record. Parker Hall joins team as rookie tailback and wins Joe Carr Trophy as NFL's official Most Valuable Player. Trophy is named after NFL president. Hall is first Ram to earn first team All-Pro honors.

1940 Rams drop back to 4-6-1 record. Fullback Johnny (Zero) Drake is all-NFL first team.


1941 Daniel F. Reeves and Fred Levy, Jr., purchase Rams in June and hire Billy Evans as general manager. Team wins first two games but drops next nine to finish fifth in NFL West.

1942 Evans resigns before season. Charles (Chile) Walsh replaces Art Lewis as assistant coach. Lt. Reeves and Maj. Levy depart to enter armed forces. Bob Kelley is named club secretary. After three seasons in Municipal Stadium Rams return to play all home games in League Park. Team finishes 5-6. Clark resigns as head coach after season with overall, 16-26-2 record.

1943 Chile Walsh is named head coach, but NFL grants Rams permission to suspend operations for one season because of wartime restrictions and shortages. On April 16, Reeves buys out Levy. On loan to Detroit, Riley Matheson is all-NFL selection.

1944 Chile Walsh becomes general manager. Chile appoints Aldo (Buff) Donelli as head coach. Donelli once held the distinction of being the Pittsburgh Steelers' head coach and Duquesne University's head coach at the same time. Team of free agents and pickups finishes 4-6-0.

1945 Donelli joins military. Walsh names his brother, Adam Walsh, as head coach. Bob Waterfield, a third-round future draft choice in 1944 from UCLA, joins team as T-formation quarterback and leads Rams to 9-1 season and



Hall of Fame quarterback Bob Waterfield led the Rams to its first winning season and capped it with an NFL Championship in 1945, the team's last game in Cleveland.



Kenny Washington of the University of California at Los Angeles, signs a contract to play with the Los Angeles Rams with Rams general manager Charles F. Walsh, right, watching, March 23, 1946.

to first NFL West title. On icy field, Rams defeat Washington Redskins, 15-14, at Cleveland for NFL championship, Dec. 16. Waterfield becomes first player to receive unanimous vote for NFL Most Valuable Player award. Walsh is named coach of the year. Riley Matheson, Jim Benton, Eberle Schultz and Jim Gillette receive all-Pro honors. Benton caught 10 passes for NFL record 303 yards in 28-21 win at Detroit, Nov. 22. Benton's mark stood as NFL record for 40 years, broken by Chiefs' Stephone Paige, who had 309 yards in 1985 game against San Diego. Eddie Kotal joins team as NFL's first, fulltime college scout.

1946 Reeves receives approval to move franchise to Los Angeles, Jan. 11. Rams sign halfback Kenny Washington, March 9, and end Woody Strode, March 21. They are first African-American players in the modern NFL and join team one year before Jackie Robinson breaks baseball color barrier with Brooklyn Dodgers. After 6-4-1 season, both Walshes resign.

1947 Reeves assumes duties of general manager. Bob Snyder is named head coach with Joe Stydahar as new assistant. Team is talent-heavy but slowed by injuries to 6-6 season. Reeves sells part interests to former partner Levy; to Edwin and Harold Pauley, and Hal Seley.

1948 Clark Shaughnessy joins staff as advisory coach. Snyder resigns, Sept. 3. and Shaughnessy becomes head coach. Rams are first professional franchise with team insignia or logo on helmet. They introduce headgear with painted Rams horns, designed by halfback Fred Gehrke, an industrial design artist in off-seasons. By 1960, all pro teams except Cleveland have logos on helmets. Team wins four of last five to post 6-5-1 mark.

1949 Rams wins first six games, capped by 27-24 victory over Chicago Bears before NFL regular-season record crowd of 86,080 in Los Angeles Coliseum, then hang on with 2-2-2 finish to win first NFL West title since moving from Cleveland. Heavy rain and sloppy field at Coliseum conspire against Rams as Philadelphia Eagles skid to 14-0 win in NFL title game.

1950 NFL absorbs All-America Football Conference, leaving Rams as lone pro team in Los Angeles after four years of two-league existence and Rams competition from Los Angeles Dons. In February, Stydahar becomes head coach, replacing Shaughnessy. Team sets 22 league records in rolling to conference title tie. Waterfield and end Tom Fears lead Rams to 24-14 division playoff win over Bears, but following week in Cleveland, Lou Groza's late field goal beats Rams, 30-28. Waterfield is named NFL Player of Year by Washington D.C. Touchdown Club.





Fullback Dick Hoerner lands on his back in the end zone to score the first touchdown for the Los Angeles Rams in the National league championship playoff game against the Cleveland Browns in the Los Angeles Coliseum, on Dec. 23, 1951. He took a handoff Quarterback Bob Waterfield (7). Cleveland players include Fullback Tony Adamle, Guard Bill Willis (30) and Tackle Derrell Palmer (42).



Pete Rozelle is congratulated on being named NFL Commissioner by Los Angeles Rams co-owners Dan Reeves and Fred Levy in Los Angeles on Feb. 8, 1960.

1951 Rams win third straight NFL West title on final day of season, then defeat Cleveland at the Coliseum, 24-17, on 73-yard pass, Norm Van Brocklin to Fears, for first NFL title since moving to Los Angeles.

1952 After team loses three straight pre-season games and drops league opener 37-7 to Cleveland, Stydahar resigns. He is replaced as head coach by Hampton Pool. Team loses two of next three, but wins last eight to tie for NFL West title. Rams lose Western playoff in Detroit 31-21. Rams trade 11 players to Dallas for rookie Les Richter, who then enters Army for two years. Waterfield retires.

1953 Club co-owner Harold Pauley passes away. Rams finish with 8-3-1 record, losing three games by total of eight points to finish third in NFL West. Rams defeat eventual world champion Detroit twice; Rams 37-34 victory over Lions Nov. 1 is witnessed by 93,751 in Coliseum, a pro football record.

1954 Team has disappointing 6-5-1 mark. Norm Van Brocklin is named NFL Player of Year by Washington D.C. Touchdown Club. Split end Bob Boyd is lone Ram to be named all-Pro. All assistant coaches resign. Pool soon follows.

1955 On Jan. 26, Rams hire Sid Gillman, head coach at University of Cincinnati, to replace Pool. Fine defensive year and clutch field goal kicking by Les Richter give team hard-fought, 8-3-1 record for NFL West title. Cleveland wins title game at Coliseum 38-14.

1956 In form reversal, team loses five consecutive early-season games and finishes with 4-8 record.

1957 Ram owners name former Rams publicist Pete Rozelle as general manager. Team loses squeakers on road to 49ers and Lions, finishing 6-6. Rams set standing professional record with attendance of 102,368 for game with San Francisco, Nov. 10.

1958 Van Brocklin goes to Eagles in preseason trade. Bill Wade sets several Rams passing records en route to 8-4 season. Rams twice draw home crowds of more than 100,000.

1959 Rams lose last eight games and finish 2-10, their poorest record since 1937. Ollie Matson, acquired in trade with Chicago Cardinals March 23 for 9 players, is workhorse at fullback. On last day of season, Gillman and staff resign.

1960 Following death of Bert Bell, Pete Rozelle is named NFL commissioner, Jan. 26. Elroy Hirsch replaces Rozelle as Rams general manager.

Bob Waterfield is named head coach. Rams post 4-7-1 record.

1961 Rams trade Bill Wade, Del Shofner, and John Guzik to Chicago for Zeke Bratkowski, Lindon Crow, and 1962 first draft choice, which enables Rams to draft future Rams greats Roman Gabriel and Merlin Olsen the following year. Rams finish with 4-10 record.

1962 Rams make North Carolina State quarterback Roman Gabriel second pick in first round and Utah State defensive tackle Merlin Olsen third pick in first round of draft. Dick Bass provides bright spot in 1-12-1 season with all-Pro selection. Waterfield resigns after eighth game. Harland Svare is named interim head coach. On Dec. 27, in closed auction, Reeves reacquires control of Rams, purchasing full interests of co-owners Pauley, Levy, Seley, and Bob Hope.

1963 Reeves sells 49% interest in Rams to Gene Autry, Bob Reynolds, Leonard Firestone, Paul A. O'Bryan, Robert Lehman, J.D. Stetson Coleman and Joseph A. Thomas. Svare is retained. After 0-5 start, Gabriel is reinstated as starting QB and plays last nine games without relief, guiding team to 5-4 mark and season record of 5-9-0. Rosey Grier is acquired from New York Giants and joins Deacon Jones, Merlin Olsen, and Lamar Lundy to form original Fearsome Foursome.

1964 Rams sign 10-year contract to play in "new look" Coliseum "stadium-within-a-stadium." Seating capacity is lowered from 100,000-plus to 72,000 with installation of temporary seats that close off several thousand permanent seats.

Fourteen rookies make the squad. Club finishes fifth with 5-7-2 record. Deacon Jones unofficially records first 20-sack season in league history with 22.

1965 After winning only one of first 10 games, Rams take three of last four against top two teams in each conference, but Svare is dismissed as head coach.

1966 After court fight, George Allen is released by George Halas from his assistant coaching duties with the Chicago Bears to become head coach of the Rams. NFL and AFL merge in spring. Bob Kelley, "Voice of the Rams" since the club's beginning in 1937 and one of the outstanding radio sportscasters in history, dies in September. Team finishes 8-6, best record since 1958.

1967 Equipment manager Bill Granholm leaves club after 18 years to take position in league office. Don Hewitt begins 28-year tenure as equipment manager. Rams record first unbeaten preseason with six wins, including victories over first-ever AFL opponents, San Diego and Kansas City. Team completes finest win-loss season ever with 11-1-2 record to win Coastal Division Championship, the first title of any kind since 1955, then loses to Green Bay 28-7 in NFL Western Conference Championship Game. Rams win Playoff Bowl game in Miami in January over Cleveland 30-6. Game featured losing teams from conference finals. George Allen receives NFL Coach-of-Year honors by The Sporting News. Jones establishes unofficial NFL record with 26 sacks.



Los Angeles Rams "Fearsome Foursome" defensive ends David "Deacon" Jones and Lamar Lundy, defensive tackles Merlin Olsen and Roger Brown pursue in a 34-10 win over the Baltimore Colts on Dec. 17, 1967 at Memorial Coliseum.

1968 Team finishes regular season with 10-3-1 record, second in Coastal Division to Baltimore's 13-1. Attendance is more than one million for second straight year and Ram defense sets 14-game NFL record for fewest yards allowed. On Dec. 26, Allen is dismissed as head coach but rehired two weeks later. Deacon Jones is named NFL Defensive Player of Year for second straight season after registering 24 sacks.

1969 After 20 years with the Rams as player, general manager and assistant to the president, Elroy Hirsch leaves club to become athletic director at University of Wisconsin. He is replaced by Public Relations Director Jack E. Teele, and John Sanders becomes Assistant General Manager. Team wins Coastal Division with 11-3 record before losing to Minnesota in Western Conference title game, 23-20 but beat Dallas 31-0 in Playoff Bowl. QB Roman Gabriel is unanimous choice as NFL's most valuable player. T Bob Brown, T Charlie Cowan, G Tom Mack, Gabriel, DE Deacon Jones, DT Merlin Olsen and DB Eddie Meador give Rams a team record seven all-Pro selections.

1970 Playoff Bowl victory over Dallas in January points Rams toward their 25th year in Southern

business associate, William A. Barnes, becomes President and General Manager. Tommy Prothro replaces Allen. Playing the toughest schedule in the NFL, the Rams finish with 8-5-1 record, second to 49ers in the NFC West.

1972 In a history-making move, Baltimore Colts owner Carroll Rosenbloom trades the Baltimore franchise to Robert Irsay in exchange for the Rams. Irsay had purchased the Rams from the estate of the late Dan Reeves. The transaction was completed and announced on July 14. Rosenbloom, the most successful owner in the NFL over the last two decades, brings with him to Los Angeles Don Klosterman, Rosenbloom's general manager in Baltimore. After five years at Cal State-Fullerton, Rams move training site to Cal State-Long Beach. After 6-7-1 season, all coaches are dismissed.

1973 An observer in '72, Rosenbloom begins to make changes early in year, and they pay off quickly. His choice for head coach, former Detroit assistant Chuck Knox, leads team to 12-2 season, best in Rams history, and Knox is NFL Coach of the Year. Roman Gabriel is traded to Philadelphia and the new quarterback, former San Diego Charger John Hadl, is NFC Player of

record, its second straight NFC Western title, and its first playoff victory (19-10 over Washington) since 1951 before the Rams bow to Minnesota, 14-10, in NFC title game. Merlin Olsen wins Bert Bell Trophy as NFL's most valuable player.

1975 With defense allowing second fewest points in NFL history over a 14-game season (135), Rams win third straight NFC West title by completing 12-2 season. Jack Youngblood is named NFC Defensive Player of Year. After playoff victory over St. Louis, Rams bow to Dallas in the NFC Championship Game. The 34-8 record over last three years is best in NFL.

1976 Rams win NFC West title for fourth straight year with 10-3-1 record then beat Dallas, 14-12, for their first playoff victory on the road before 24-13 NFC title game loss at Minnesota. Quarterback injuries mar season and rookie Pat Haden becomes fourth different playoff QB in four years under Knox. Rams' 351 points is highest total in NFC. Jack Youngblood, Isiah Robertson, and Monte Jackson are named all-Pro. Merlin Olsen is invited to a league-record 14th Pro Bowl.

1977 Rams spearhead new Coliseum configuration which reduces capacity from 91,038 to 71,039. With Lawrence McCutcheon setting club career rushing record of 5,523 yards, the Rams (10-4) roll to their fifth straight division title before 14-7 playoff loss to Minnesota in Coliseum. Isiah Robertson earns NFC linebacker-of-year award for third consecutive season. Following the season Knox resigns to take Buffalo Bills head coaching post.

1978 On Feb. 1, Rosenbloom hires George Allen but releases Allen after second preseason game. Ray Malavasi becomes head coach and leads club to 12-4 record for sixth straight division title (tying NFL record). Rams beat Minnesota, 34-10, in playoff but lose NFC title to Dallas. Pat Haden earns NFC player-of-year award. Rams announce move to Anaheim Stadium beginning in 1980.

1979 Carroll Rosenbloom dies April 2 and his widow, Georgia, becomes majority owner. Club moves offices and in-season training facility to Juliette Low elementary school in Anaheim and rename the facility Rams Park. Despite multitude of injuries, team wins seventh straight division title to set NFL record, then beats Dallas (21-19) and Tampa Bay (9-0) in NFC Playoffs. Rams lose to Pittsburgh in Super Bowl XIV, 31-19.

1980 With Anaheim Stadium's capacity set at 69,045, Rams sell out last six home games and finish with 11-5 record. Rams lead NFL in rushing for first time since 1957, gaining 2,799 yards. Rams set 15 club records and tie three others. Nolan Cromwell is all-NFL and NFC defensive player of the year. Rams enter playoffs as wild card and lose to Dallas, 34-13.

1981 Rams finish 6-10, missing playoffs for first time since 1972. Nolan Cromwell and LeRoy Irvin named all-NFL. Irvin sets NFL record with 207 punt return yards in 37-35 win over Atlanta. Wendell Tyler rushes for 1,074 yards and ties Elroy Hirsch's club record of 17 touchdowns in a season. Rams sell out first seven regular season games at Anaheim Stadium.

1982 NFL players' strike wipes out seven games and the Rams finish last in NFC with 2-7 record. QB Bert Jones, acquired in draft day trade from Baltimore, misses last five games with neck injury. In Jones place, Vince Ferragamo throws for 509 yards vs. Chicago, second highest in league history. Following the season Ray Malavasi is dismissed as head coach.

1983 Spearheading one of the most dramatic turnarounds in NFL history, Rams owner Georgia Frontiere hires former USC Coach John Robinson in February. Revamped front office engineers a dozen off-season trades.



Los Angeles Rams head coach Chuck Knox during the Rams 22-7 victory over the Atlanta Falcons on October 19, 1975 at the Los Angeles Memorial Coliseum in Los Angeles, Ca.

California. With completion of the merger of the NFL and AFL, the Rams join San Francisco, Atlanta, and New Orleans in the Western Division of the National Conference of the new 26-team National Football League. Rams finish second to 49ers with 9-4-1 record. George Allen's contract is not renewed.

1971 On April 15, owner Daniel F. Reeves dies of cancer in New York. His longtime friend and

the Year. Rams win NFC West title, but lose in first round of playoffs to Dallas. Other changes introduced by Rosenbloom include return to blue and gold uniforms; team had worn blue and white since 1965.

1974 After 3-2 start, Rams trade John Hadl to Green Bay for five draft choices in bold move that stuns football world. Hadl's backup, James Harris, becomes starter and leads team to 10-4

Eric Dickerson is drafted in the first round in April. Robinson installs new offense (single back) and new defense (3-4-4). Rams go 9-7 and enter playoffs as wild card team, winning at Dallas before losing to Redskins in Washington. Dickerson breaks NFL rookie rushing record (1,808 yards), sets five Ram records, and is All-Pro. Robinson is NFC coach of the year.

1984 Rams make playoffs for second time in as many years after finishing with 10-6 mark. Rams host first playoff game at Anaheim Stadium before record crowd of 67,037 but lose to New York Giants in NFC Wildcard Game. Eric Dickerson rushes for 2,105 yards, breaking O.J. Simpson's NFL record of 2,003. Jack Youngblood sets Ram record by playing in 201st consecutive game. QB Jeff Kemp replaces injured Vince Ferragamo in Week 3 and leads team to nine wins. Dickerson is named NFC Player of the Year.

1985 Rams' season falls one game short when they lose to Chicago Bears in the NFC Championship Game. The defense and special teams play prominent roles in 11-5 regular season. Rams defense stifles Minnesota on one-inch line to preserve 13-10 victory as time runs out in Week 5. Ron Brown electrifies Anaheim Stadium crowd by returning two kickoffs for touchdowns against Green Bay to tie NFL record in Week 12. Eric Dickerson sets NFL playoff record by rushing for 248 yards against Dallas in Rams' first playoff win, 20-0, at Anaheim Stadium. Nine

record with 56 quarterback sacks and lead league. Rams have five of the top 47 choices in draft and select RB Gaston Green and WR Aaron Cox in the first round.

1989 Rams finish regular season with 11-5 record and qualify for playoffs as wild card entry. Team posts road playoff victories over Philadelphia and New York Giants before losing to San Francisco in NFC Championship Game. Rams' 13 wins are most since 1978. Willie "Flipper" Anderson, sets NFL record with 336 receiving yards on 15 catches versus New Orleans, Nov. 26. Jerry Gray returns interception for touchdown and is most valuable player in Pro Bowl. Jackie Slater is NFC Offensive Lineman of Year for third straight season and fifth time in career.

1990 Henry Ellard, (most receptions with 412 and yards with 7,037), and Jackie Slater (most games played with 209) set Ram records as the team posts 5-11 record. Rams end 49ers winning streak at 15 over two seasons with 28-17 victory in San Francisco.

1991 Rams endure 3-13 season. The franchise loses a record 10 games in a row to finish the season. John Robinson resigns as head coach prior to the club's last regular season game. T Jackie Slater becomes the first player in Ram history to play 16 seasons. Rams fail to have a player named to the NFL Pro Bowl for the first

Rams trade down in draft and have 10 choices in first six rounds and seven in first three. Auburn T Wayne Gandy is club's first choice, May 3. Rams exercise clause in their lease with city of Anaheim that allows the club to terminate lease within 15 months. Rams become first team ever to shut out Joe Montana with 16-0 win over Kansas City at Arrowhead Stadium. Team suffers fifth consecutive losing season after dropping final seven games. Chuck Knox is relieved of coaching duties at end of season.

1995 Frontiere moves franchise to St. Louis after 49 years in Southern California. NFL owners approve team's relocation effort with 23-6-1 vote, April 12, bringing NFL football back to St. Louis after eight-year absence. League owners originally block proposed move with 3-21-6 vote, March 15. Rams hire Steve Ortmayer as Vice President/Football Operations and former Oregon coach Rich Brooks as 19th head coach in team history. Rams greet St. Louis with 4-0 record to start season. Isaac Bruce produces record-breaking year with 119 receptions for 1,781 yards. Jackie Slater becomes first player in NFL history to play 20 seasons with one team by starting against Carolina and sets record for offensive linemen with 258 games played.

1996 Rams trade DE Sean Gilbert to Washington for sixth overall pick in 1996 draft and swap RB Jerome Bettis to Pittsburgh for second-round selection in 1996 and fourth-round pick in 1997.



(LEFT) Eric Dickerson, former SMU running back and L.A. Rams 1st round draft choice, with Rams Owner Georgia Frontiere and Coach John Robinson at news conference on April 26, 1983 in Anaheim, Ca. (RIGHT) Frontiere watches her team play the New Orleans Saints alongside QB Chris Miller on Sept. 10, 1995 at Busch Stadium in the team's inaugural season in St. Louis.

Rams make NFC Pro Bowl team.

1986 Rams make playoffs for fourth consecutive year after posting 10-6 regular-season record. Rams acquire rookie QB Jim Everett from Houston. Everett throws three touchdown passes in debut against Patriots and starts last five games including playoff loss to Washington. Eric Dickerson surpasses former Ram RB Lawrence McCutcheon as the team's all-time leading rusher with 6,968 yards in only four seasons.

1987 Rams fail to make the playoffs for the first time since 1982 with 6-9 record. NFL players' strike shortens season by one game while three games are played with "replacement" players. Rams acquire six draft choices (three No. 1 and three No. 2 over next two years) from Colts in blockbuster trade for RB Eric Dickerson. Charles White takes over for Dickerson and wins NFL rushing title by gaining 1,374 yards and is named to his first Pro Bowl.

1988 Rams qualify for playoffs for fifth time in six seasons under John Robinson, who becomes winningest coach in club history with 58 victories. Rams lose NFC Wildcard Game to Minnesota after finishing with a 10-6 record. Rams tie club

time since the game's inception in 1950.

1992 Rams hire former head coach Chuck Knox (1973-77) as head coach, replacing John Robinson. Rams select DT Sean Gilbert, from the University of Pittsburgh with third choice in the first round. By doubling its victory total from previous year Los Angeles finishes 6-10. Rams deal eventual Super Bowl XXVII champion Dallas only loss at home 27-23 and set club record by overcoming 24-point deficit in 31-27 win at Tampa Bay. Kevin Greene is named to all-Pro first team.

1993 NFL and Player Association representatives agree on a new free agency system for players with 5 years or more experience. Rams select RB Jerome Bettis from the University of Notre Dame with 10th pick in the first round and Bettis earns Rookie of the Year honors after rushing for 1,429 yards (2nd in NFL) including 212 yards at New Orleans in 23-20 Rams' victory.

1994 Rams are active in off-season of change in which club signs several free agents, including QB Chris Miller of Atlanta and DT Jimmie Jones of Dallas, and trades QB Jim Everett.

Team moves into state-of-the-art administration and practice facility in June and move training camp from Maryville University in suburban St. Louis to Western Illinois University in Macomb. S Keith Lyle ties for NFL lead in interceptions with 9.

1997 Rams celebrate club's 60th anniversary of professional football. Dick Vermeil is hired as head coach and President of Football Operations, replacing Rich Brooks, Jan. 20. Vermeil replaces Steve Ortmayer with Lynn Stiles as Vice President/Football Operations. Vermeil assembles experienced staff of five former professional football head coaches, including Mike White, Bud Carson, Jim Hanifan, Frank Gansz, and Dick Coury. Vermeil trades four picks to New York Jets in exchange for first pick in 1997 NFL draft. Rams select offensive tackle Orlando Pace.

1998 Defensive coordinator Bud Carson announces retirement. Dick Vermeil names Peter Giunta and John Bunting co-defensive coordinators. Rams defeat three AFC playoff-bound teams (Buffalo, New York Jets, New England).

1999 Rams acquire Pro Bowl RB Marshall

Faulk from Indianapolis in exchange for second and fifth round draft choices in 1999 NFL Draft, April 15. St. Louisan Trent Green, who attended Vianney High, highlights an aggressive off-season pursuit of veteran free agents. Rams also signed G Adam Timmerman of Green Bay, S Devin Bush of Atlanta, and LB Todd Collins of New England. Rams draft WR Torry Holt, from North Carolina State, in first round (sixth overall). Green completed 28 of first 32 pass attempts before sustaining season-ending knee injury in third preseason game versus San Diego, Aug. 28. Kurt Warner, a former Arena League and NFL Europe player who went undrafted out of Northern Iowa, becomes the starter and leads Rams to their first division championship since 1985. Warner is only second player to throw for more than 40 touchdowns in one season, and is NFL's Most Valuable Player. Warner's only NFL experience had been in the fourth quarter of season-ending loss at San Francisco in 1998. Faulk is named offensive player of the year and sets NFL record for most total yards in a season, 2,429. Faulk is second player in NFL history (Roger Craig) with at least 1,000 yards rushing and 1,000 yards receiving in the same season.



2000 The Rams win three playoff games in January, 49-37 over Minnesota in the NFC Divisional Playoff Game, Jan. 16, and 11-6 over Tampa Bay in the NFC Championship Game. Kurt's Warner's 31-yard pass to Ricky Proehl with 4:44 remaining brings Rams from behind against Tampa Bay, Jan. 24. The Rams defeat Tennessee 23-16 in Super Bowl XXXIV at Atlanta on 74-yard pass play, Warner to Isaac Bruce, with 1:54 remaining. The victory is not clinched until LB Mike Jones makes touchdown-saving tackle at the one-yard line on the last play, Jan. 31. Eight Rams--Warner, Faulk, Bruce, Orlando Pace, Kevin Carter, D'Marco Farr, Adam Timmerman, and Todd Lyght--are selected to the NFC Pro Bowl squad. Dick Vermeil retires and is replaced by assistant coach Mike Martz as head coach, Feb. 2. The Rams tie for the NFC West title with 10-6 record but lose in first round of playoffs at New Orleans after a season in which two top players, QB Kurt Warner and RB Marshall Faulk, miss a combined total of eight games with injuries. Rams score franchise record 540 points, including 57 point effort against San Diego Oct. 1 in which Rams scored on every possession (6 TDs, 5 FGs). Faulk scores NFL-record 26 touchdowns in 14 games and is a unanimous choice for NFL Most Valuable Player and repeats as Offensive Player of the Year. Warner, Faulk, Isaac Bruce, and Orlando Pace are selected to the Pro Bowl.




2001 Martz appoints Lovie Smith defensive coordinator, Bobby April special teams coach, Ron Meeks secondary coach, Bill Kollar defensive line coach and promotes offensive assistant Ken Zampese to wide receivers coach, in January. Henry Ellard becomes offensive assistant. Rams draft three defensive players, DT Damione Lewis (12), S Adam Archuleta (20), and DT Ryan Pickett (29) in first round of NFL draft, continuing overhaul of that unit, April 21. Tackle Jackie Slater and defensive end Jack Youngblood are inducted into Pro Football Hall of Fame and, for the third time since AFC-NFC series began in 1970, Rams play in the Hall of Fame game, defeating Miami Dolphins, 17-10, Aug. 5-6. Rams become second team in NFL history to open season with 6-0 record in three consecutive years by defeating the New York Jets, 34-14, Oct. 21. The only other team to accomplish feat was Green Bay Packers (1929-31). Kurt Warner is named NFL Most Valuable Player and Marshall Faulk is named NFL Offensive Player of the Year. Rams win NFC West with 14-2 record, best in club history, and become first team in NFL history to score at least 500 points three consecutive seasons.



Tennessee Titans wide receiver Kevin Dyson (87) tries but fails to get the ball into the end zone as he is tackled by St. Louis Rams' Mike Jones on the final play of Super Bowl XXXIV.

2002 Rams defeat Green Bay 45-17 and Philadelphia 29-24 to win second NFC Championship in three years, advancing to Super Bowl XXXVI. New England defeats Rams, 20-17, on 48-yard field goal by Adam Vinatieri as game ended, Feb. 3. Isaac Bruce, Marshall Faulk, Kurt Warner, Orlando Pace, and Aeneas Williams are selected to Pro Bowl. Bruce, Warner, and Pace withdraw because of injuries. Torry Holt and Adam Timmerman are later added to NFC squad. Injuries play big role in 7-9 season as starters miss 45 games. Rams join 2001 Washington Redskins as only teams in league history to win next five games after starting the season 0-5. Marc Bulger becomes third Rams' QB since 1970 (Dieter Brock 7, 1985; Kurt Warner 6, 1999) to post at least six consecutive wins to start career. Rams stage two double-digit fourth-quarter comebacks for first time since 1989, rallying from 10 down to beat San Diego, 28-24, Nov. 10, and 17 down to beat archrival San Francisco, 31-20, Dec. 30.



2003 Martz names Steve Fairchild offensive coordinator/quarterbacks coach, Perry Fewell secondary coach, Frank Falks tight ends coach, and Bob Babich linebackers coach. Through trades and free agency, Rams acquire veterans C Dave Wohlabaugh, T Kyle Turley, TE Cameron Cleeland, P Sean Landeta, and S Jason Sehorn. Team selects DT Jimmy Kennedy (12), LB Pisa Tinoisamoa (43), WR Kevin Curtis (74), WR Shaun McDonald (106), and CB DeJuan Groce (107) with first five selections in 11-player draft class. After losing two of first three games, Rams win four straight and 11 of next 12 to win third division title and earn fourth playoff appearance in five seasons. The Rams go 12-4, posting their fourth 10+ win season in past five years.

2004 After first-round bye, Rams lose in divisional playoff round to Carolina Panthers, 29-23, in double overtime, fifth longest playoff game in NFL history. The Rams place NFC-high six players in Pro Bowl, including three first-time selections (QB Marc Bulger, DE Leonard Little, K Jeff Wilkins) along with S Aeneas Williams (eighth), T Orlando Pace (fifth), and WR Torry Holt (third). Jim Hanifan, one of the outstanding offensive line coaches in NFL history, retires. The team names Larry Marmie defensive coordinator, Mike Stock special teams coach, John Benton assistant offensive line coach, and Joe Vitt linebackers coach. First-round pick RB



Scenes from Super Bowl XXXIV. The Rams faced off against Jeff Fisher and the Tennessee Titans and won 23-16. (Top to Bottom, L to R) Inside the Georgia Dome in Atlanta, Ga.; Hall of Fame RB Marshall Faulk; DE Kevin Carter; Head Coach Dick Vermeil; WR Torry Holt; Owner Georgia Frontiere, Vermeil on during the on-field, postgame interview.

Steven Jackson (24th overall) and third-round pick DE Anthony Hargrove (91st overall) high-light seven-member 2004 NFL Draft class. Rams celebrate 10th season in St. Louis by extending consecutive sellout streak to 85. Rams stage one of the most dramatic comebacks in franchise history at Seattle, rallying from 27-10 deficit with 5:43 to play with 17 points to force overtime. Rams then won on first possession of overtime, 33-27, Oct. 10.

2005 After clinching fifth playoff berth in last six seasons, Rams complete three-game sweep of Seattle by winning wildcard game on road, 27-20, gaining first road playoff win since 1989, becoming first 8-8 team in NFL history to win playoff game. Rams lose following week at Atlanta, 47-17, in divisional round. T Orlando Pace and WR Torry Holt earn Pro Bowl selections. Rams name Bob Ligashesky special teams coach, Charles Bankins assistant special teams coach, Kurt Schottenheimer secondary coach, and Pat Carter offensive assistant. Rams select T Alex Barron (19th overall), CB Ronald Bartell (50th overall), S Oshiomogho Atogwe (66th overall), and G Richie Incognito (81st overall) among 11-man draft class. Rams get new artificial turf field, FieldTurf, at Edward Jones Dome. Head Coach Mike Martz leaves team after five games due to health reasons. Assistant Head Coach/Linebackers coach Joe Vitt leads team final 11 games. Rams stage dramatic comeback at Houston, overcoming 17-point fourth quarter

headed the Rams' free agent class. St. Louis also traded for wide receiver-kick returner Dante Hall and defensive end James Hall in off-season. Rams were struck by unremitting string of injuries and finished with 3-13 record but became fifth franchise in league history to win 500 games with 16-6 victory over San Francisco Nov. 18. Wide receiver Torry Holt earned seventh Pro Bowl berth and safety Oshiomogho Atogwe led NFC with eight pass interceptions.

2008 Owner Georgia Frontiere passes away Jan. 18, 2008. Frontiere's children, Chip Rosenbloom and Lucia Rodriguez take control of the team. Linehan overhauled coaching staff with appointments of offensive coordinator Al Saunders, quarterbacks coach Terry Shea, offensive line coach Steve Loney, running backs/assistant head coach Art Valero, and elevated Ron Milus to secondary coach; Milus had been assistant secondary coach. Bob Saunders was named offensive assistant/assistant wide receivers coach. The Rams lose first four games of the 2008 season and Linehan is relieved of his duties. Defensive Coordinator Jim Haslett is named head coach. The Rams win the first two games under Haslett, but lose 10 consecutive games to finish season with 2-14 record. RB Steven Jackson rushes for 1,042 yards in 12 games to become second running back in Rams history (Eric Dickerson, 1983-86) to rush for 1,000 yards in four consecutive seasons (2005-08). P Donnie Jones establishes

tive 1,000-yard seasons. On defense rookie LB James Laurinaitis became on the second rookie in franchise history to lead the team in tackles. K Josh Brown led the team in points and tied a franchise record with six field goals from 50 yards or more. P Donnie Jones became the Rams' all-time leading punter with a 48.0-yard career gross average.

In the offseason, the Rams added veteran free agents QB A.J. Feeley, LB Na'il Diggs, DT Fred Robbins, and C Hank Fraley. With the first overall pick of the 2010 NFL Draft, the Rams chose Oklahoma QB Sam Bradford. The Rams had 11 picks in the 2010 draft.

E. Stanley Kroenke becomes the majority owner of the St. Louis Rams. Kroenke becomes the eighth majority owner in the team's 73-year history. The St. Louis Rams retired No. 80, the jersey number worn by wide receiver Isaac Bruce. The Rams finish the season with a 7-9 record, good for second place in the NFC. The six-game improvement marks the second biggest turnaround in the NFL. RB Steven Jackson rushes for 1,241 yards to earn his third Pro Bowl invitation. In addition, after rushing for 110 yards against Tampa Bay, he becomes the franchise's all-time leading rusher, passing Hall of Famer Eric Dickerson. Rookie QB Sam Bradford earns NFL Rookie of the year honors and sets new NFL rookie records for attempts and completions while finishing with the second most passing yards by a rookie in NFL history. The seven wins



(LEFT) Rams Owner/Chairman E. Stanley Kroenke speaks with NFL Commissioner Roger Goodell prior to a game against the New York Giants on Sept. 11, 2011. (RIGHT) RB Steven Jackson runs for yardage against the Seattle Seahawks on Sept. 30, 2012 in St. Louis. The Rams won the game 19-13 and finished with a 4-1-1 record in a tough NFC West division.

deficit, scoring 10 points in final 30 seconds, to force overtime and win, 33-27.

2006 Owner Georgia Frontiere names Scott Linehan as the 22nd head coach in franchise history on Jan. 19. Former NFL head coach Jim Haslett is named defensive coordinator, and Greg Olson is named offensive coordinator. After winning four of their first five games, the Rams lose seven of the next eight, then rally with three consecutive victories to end season with 8-8 record. Two of the Rams' losses came on field goals on last play of game against Seattle, 30-28 in Week 6, and 24-22 in Week 9. Running back Steven Jackson earned first Pro Bowl berth with breakout season, including 1,528 yards rushing and 90 pass receptions. Marc Bulger and Torry Holt also are selected to play for NFC Pro Bowl team; Holt declined invitation because of pending off-season knee surgery.

2007 Al Roberts named special teams coach, Jan. 29. Rams select Nebraska defensive lineman Adam Carricker as 12th player in first round of NFL draft, April 28. Wide Receiver Drew Bennett, tight end Randy McMichael, safety Todd Johnson, and linebacker Chris Draft

franchise record with 50.0 yard gross punting average. Jones is second player in NFL history to record 50.0-yard gross punting average, joining Hall of Famer Sammy Baugh who averaged 51.4 yards in 1940 as a member of the Washington Redskins.

2009 Rosenbloom and Rodriguez name Steve Spagnuolo as the new head coach Jan. 17, 2009. Spagnuolo names Pat Shurmur as offensive coordinator and Ken Flajole as defensive coordinator. The Rams place the franchise tag on safety Oshiomogho Atogwe, re-sign cornerback Ron Bartell and acquire free agents center Jason Brown, safety James Butler and fullback Mike Karney. With the second overall pick of the 2009 NFL Draft, the Rams chose tackle Jason Smith from Baylor.

2010 Although the Rams did not achieve the success they envisioned on the field, Coach Spagnuolo built a solid foundation for the team to grow. In 2009, RB Steven Jackson was selected to his second Pro Bowl after rushing for an NFC-leading 1,416 yards, and while becoming the first Rams' running back to have five consecu-

are the most wins by a rookie quarterback chosen No. 1 in the NFL Draft. With the 14th overall pick of the 2011 NFL Draft, the Rams choose DE Robert Quinn from North Carolina.

2011 RB Marshall Faulk became the first St. Louis Ram inducted into the Pro Football Hall of Fame. The 2011 season was another one filled with milestones for RB Steven Jackson. The three-time Pro Bowler rushed for 1,145 yards, his seventh-consecutive 1,000-yard season. He also moved into third in Rams history in yards from scrimmage and all-purpose yards and into sixth in team history in career receptions. After arriving from Denver in a mid-season trade, WR Brandon Lloyd gave the offense a boost as he caught 51 passes 683 yards and five touchdowns. On the defensive side of the ball, the Rams were again paced by DE Chris Long and LB James Laurinaitis. Long recorded a career-high 13.0 sacks while adding 15 quarterback pressures and 16 hits. For the third time in as many seasons in St. Louis, Laurinaitis surpassed the 100 tackle mark as he led the team with 142 stops. At the conclusion of the 2011 season, Coach Spagnuolo and GM Billy Devaney are relieved of their duties.



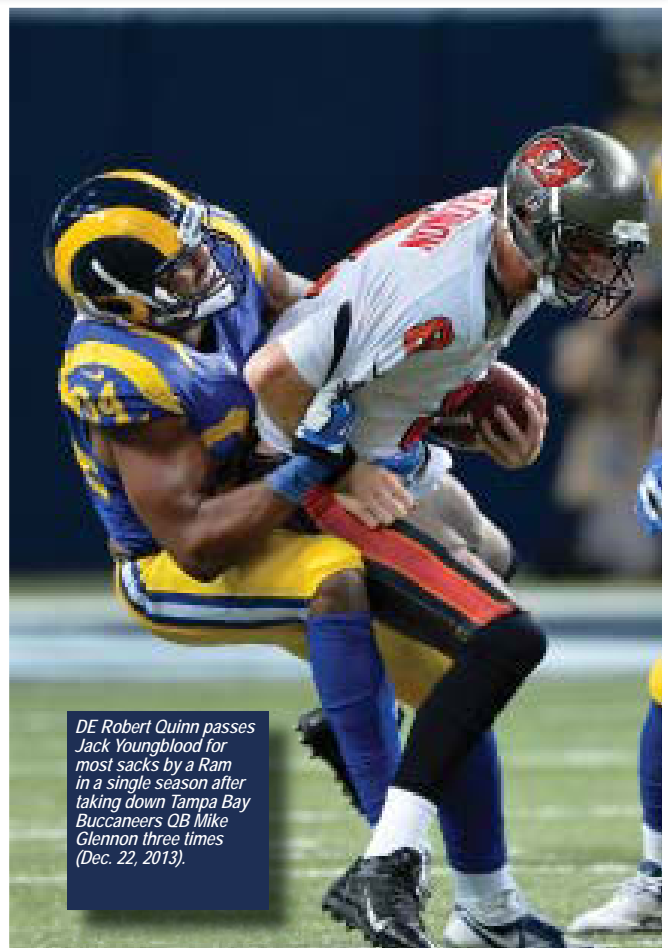
(L to R) Head Coach Jeff Fisher, General Manager Les Snead, and Executive VP of Football Operations/C.O.O. Kevin Demoff during a veterans minicamp on April 17, 2012 at Rams Park.

2012 Jeff Fisher was appointed as the club's 26th full-time head coach on January 17, 2012. The Rams hire Les Snead as the General Manager on February 14, 2012. Together, Fisher and Snead finalized a trade with the Washington Redskins that sent the second overall selection in the 2012 Draft to Washington. In exchange for the second overall pick, the Rams received Washington's first (sixth overall) and second (39th overall) round selections in the 2012 draft as well as the Redskins' first selection in the 2013 and 2014 drafts. On Draft day, the Rams trade down to 14th overall to acquire more picks and select DT Michael Brockers.

In Fisher's first year the NFL's youngest team battled to a 7-8-1 record while establishing a foundation for a bright future. The team traveled to London to play in the league's International Series vs. the Patriots on October 28, 2012.

Offensively, the Rams were led by RB Steven Jackson, who rushed for 1,042 yards to give him an eighth-consecutive season over the 1,000-yard mark. QB Sam Bradford set new career highs in yards (3,702), touchdown passes (21) and passer rating (82.5). WRs Danny Amendola (63 rec.- 666 yards-3 TD), Brandon Gibson (51-691-5) and rookie Chris Givens (42-698-3) led the way in the passing game, along with a strong second season from TE Lance Kendricks (42-519-4). On the defensive side of the ball, St. Louis tied for the NFL lead with 52 sacks and were tops in the league in sacks per pass play. DEs Chris Long (11.5) and Robert Quinn (10.5) paced the pass rush. LB James Laurinaitis led the team in tackles for a fourth straight season. Rookie Janoris Jenkins led the NFL with four defensive touchdowns. K Greg Zuerlein set a new team record with seven field goals of 50 yards or more, including a team-record 60-yarder. In the 2013 Draft, the Rams traded up in the first round to select WR Tavon Austin and used their second first round selection on LB Alec Ogletree.


2013 Defensive End Robert Quinn put together one of the best seasons among pass rushers in team history. He was named to the Pro Bowl and First-Team All Pro, and established a new franchise single-season sack record with 19.0. He led the NFC and was half a sack shy of NFL leader Robert Mathis of Indianapolis and was also second to Mathis in forced fumbles (Mathis-8, Quinn-7). As a defensive unit, the team ranked No. 9 against the run, marking the first time the team cracked the top-10 in the category since 2001. The offense started the season ablaze as TE Jared Cook set a new record for most receiving yards in a season by a Rams tight end in his debut with the team. Cook caught seven passes for 141 yards and two touchdowns in the team's Week 1 victory vs. the Arizona Cardinals. Quarterback Sam Bradford was on pace for the best season of his career until he was sidelined with a knee injury in Week 7 against the Carolina Panthers. In his absence, Kellen Clemens took over the reins and rookie RB Zac Stacy emerged. Stacy, a fifth-round draft selection, started in the final 12 games of the year and registered 969 yards in his first NFL season. The Rams boasted one of the NFL's top special teams units and was led by P Johnny Hekker, a Pro Bowler and First-Team All-Pro, who set an NFL single-season record with a 44.2-yard net punting average.



DE Robert Quinn passes Jack Youngblood for most sacks by a Ram in a single season after taking down Tampa Bay Buccaneers QB Mike Glennon three times (Dec. 22, 2013).



A WINNING TRADITION



Los Angeles Rams Quarterback Norman Van Brocklin, left, and Tom Fears celebrate in the dressing room after their 24-17 victory over the Cleveland Browns in the National Football League championship playoff game in Los Angeles, Ca. on Dec. 23, 1951.



The Cleveland Rams yell in their dressing room after defeating the Detroit Lions at Detroit, 28-21, on Nov. 22, 1945 to clinch the Western Division Championship. Coach Adam Walsh, top/center, joins in the fun with his players.



<p>WORLD CHAMPIONS 1945, 1951, 1999</p> <p>NFC CHAMPIONS 1979, 1999, 2001</p> <p>NFL WESTERN CONF. CHAMPIONS 1945, 1949, 1950, 1951, 1955</p> <p>NFL COASTAL DIV. CHAMPIONS 1967, 1969</p>	<p>NFC WEST CHAMPIONS 1973, 1974, 1975, 1976, 1977, 1978, 1979, 1985, 1999, 2001, 2003</p> <p>PLAYOFF APPEARANCES 1945, 1949, 1950, 1951, 1952, 1955, 1967, 1969, 1973, 1974, 1975, 1976, 1977, 1978, 1979, 1980, 1983, 1984, 1985, 1986, 1988, 1989, 1999, 2000, 2001, 2003, 2004</p> <p>AMERICAN BOWL CHAMPIONS 1987 (England), 1989 (Japan), 1990 (Germany)</p>
--	---





GEORGIA FRONTIERE

Georgia Frontiere created a remarkable legacy. She was recognized as one of America's most accomplished businesswomen and an exemplary humanitarian. Born in St. Louis, Georgia later returned to her hometown as chairman and owner of the St. Louis Rams.

Georgia competed and won on the field and in the boardroom. An astute team leader, Georgia led the Rams for 29 seasons with a winning tradition. As the First Lady of Sports in her native St. Louis, Frontiere led one of pro football's great franchises. The Rams were NFC Champions in 1979, 1999 and 2001. In 2000, the St. Louis Rams won Super Bowl XXXIV. Georgia was a goodwill ambassador taking the team to England in 1987, to Japan in 1989 and to Germany in 1990 where the Rams won all three contests and were named our nation's American Bowl Champions.

Three words describe Georgia best: *courage*, *compassion* and *commitment*. Georgia had the courage to fight life's greatest battles, to never give up and the compassion to help others. Concerned for former players' families, Georgia supported the "Pre-'59ers," the 1000-plus NFL players who left the playing field before 1959 and did not qualify for the league's pension plan. She started the "Dire Need Fund" for the Los Angeles Chapter of the NFL Alumni Association which led to the creation of a league-wide NFL fund.

An accomplished golfer, Georgia often played in NFL Alumni events and was honorary chair for the 2003 event in St. Louis.

Georgia also was the honorary chair for "A Taste of Italy," an event that raised \$125,000 for Show Me Aquatics and Fitness, an inclusive organization assisting anyone from Olympic hopefuls to those with special needs.

Georgia was also committed to helping those in need through Variety – The Children's Charity, The Fulfillment Fund, St. Jude Children's Research Hospital and other charitable organizations.

The Rams Foundation, a dream of Georgia's from the moment she announced the franchise was relocating, has donated more than \$6 million in grants, merchandise and tickets to charities in the St. Louis area since the foundation was created in 1997.

Having grown up during World War II, Georgia remembered the young Americans who gave their lives fighting side by side with members of Great Britain's Royal Air Force. Together with actors Charlton Heston and James Stewart, Georgia chaired the efforts to raise funds to help construct the American Air Museum in Duxford, England. More than 30,000 names are etched on the walls of the Georgia Frontiere Gallery in the museum.

The museum, which houses many of the aircraft and other pieces from World War II, commemorates the American airmen who fought in the European aerial conflict. The museum opening in 1997 was dedicated by Queen Elizabeth and attended by Prince Philip and Heston. Georgia chaired the rededication of the Air Museum in 2002 with former President George H.W. Bush and Prince Charles.

Georgia's passions were music, poetry and her faith.

An accomplished soprano, she performed with the Beverly Hills Pops Orchestra, the St. Louis Symphony (an "Evening with Lerner and Lowe"), and was the featured soloist for the Easter Sunrise Services at the Hollywood Bowl in Los

Angeles. Parishioners attending Midnight Mass at St. Roch's Church in St. Louis were captivated by Georgia's stunning renditions of "Ave Maria" and "Oh Holy Night."

Her love of music and opera inspired Georgia to become a member of the Golden Horseshoe of the New York Metropolitan Opera and she was a member of the Founders of the Los Angeles Music Center Opera board. Georgia also funded scholarships for young students of the performing arts, allowing those students to pursue their educations.

Youngsters with other dreams have been beneficiaries of Georgia's more than \$1 million commitment to the Fulfillment Fund, an organization which sponsors more than 2,000 high school students who have college potential but whose financial opportunities are limited.

On January 18, 2008, Georgia passed away surrounded by her family. She is survived by Earle Weatherwax, her companion of 20 years, her children, Lucia Rodriguez and Chip Rosenbloom, and six grandchildren. She will be deeply missed.



GEORGIA AT A GLANCE

ON GEORGIA'S WATCH

- Of the 28 NFL teams in existence in 1980, the Rams are among seven who have participated in at least three Super Bowls.
- Since 1979, the Rams have won one Super Bowl championship, two NFC championships, and five division championships.
- Since 1979, the Rams have qualified for the playoffs 13 times and participated in 24 playoff contests. During that span the team has won at least 10 games 12 times.
- The Rams are one of four NFL teams (New England, New York Giants, and Pittsburgh Steelers) to participate in the Super Bowl in each of the last two decades.

MAKING A DIFFERENCE

- Georgia played a principal part in the "Bikes for Kids" program, which annually provides bicycles for children of low-income families. Since the program's inception in 1996, almost 2,000 youngsters have received bicycles.
- The Rams annually support the United Way. Georgia appeared in a United Way public service announcement in 1997 and helped orchestrate the 25th anniversary of the NFL/United Way Partnership with a series of local activities in 1998. She was a member of the Alexis de Tocqueville Society for her contributions to the United Way, and served on the United Way Board of Directors.

TRIBUTES


- Georgia was honored by St. Louis Variety, The Children's Charity, as its Woman of the Year for 2005.
- The American Heart Association honored Georgia, along with veteran news reporter Walter Cronkite, with the Missouri Award.
- The St. Louis Ambassadors named Georgia "Sportsperson of the Year."
- St. Louis' Herbert Hoover Boys & Girls Club awarded her the National Service to Youth Award for 2005.
- Georgia was named the "First Lady" of the St. Louis "Old Newsboys' Day" and was inducted into the Newsboys' Hall of Fame.
- The Orange County Sheriff's Advisory Council in California presented Georgia, the council's founder, with a special award to show its appreciation. The organization provides bulletproof vests, canine units, vehicles, and other essential equipment to law enforcement. She founded Project 999, which has raised nearly \$1 million to provide financial support for injured or fallen officers and their families.
- Georgia was a recipient of the Ellis Island Medal of Honor.
- Georgia held an honorary doctorate in philanthropy from Pepperdine University in Malibu, Calif.

THE BOARDROOM

- Georgia was on the board of the St. Louis Herbert Hoover Boys & Girls Club.
- She was on the Board of Governors of Chapman College in Orange, Calif.
- Georgia served on the boards of Laumeier Sculpture Park and Cinema St. Louis.
- She was on the board of the Los Angeles Orphanage Guild.
- Georgia served on the board of the St. Louis Symphony and the St. Louis Zoo.
- She was a board member of the Crohn's and Colitis Foundation of America and a national board member of the American Foundation for AIDS Research.
- Georgia was a national board member of the St. John's Ambulance Brigade of Great Britain, which provides free ambulance and emergency services throughout the United Kingdom.
- She was on the board of Wings of Hope, a humanitarian organization that provides air transportation to those requiring emergency medical attention and supplies in the United States and in some of the most remote areas of the world.



Relocation Agreement



(Top, L to R) Georgia with Hall of Fame player Jack Youngblood; Georgia celebrates the arrival of Rams football to her hometown of St. Louis; Georgia, Head Coach Dick Vermeil, and QB Kurt Warner embrace as the franchise wins Super Bowl XXXIV

Bottom (L to R) Georgia poses with tackle Orlando Pace; Georgia is all smiles with the Vince Lombardi Super Bowl Trophy; The Rams owner showcases her love for others and service as she spends time with children of St. Louis.



REMEMBERING GEORGIA

"Our mom was a beautiful person who lived an extraordinary life. She put up a courageous and brave fight. Thanks to her doctors and her spirit we were blessed with more time with her than expected.

"Our mom was dedicated to being more than the owner of a football team. She loved the Rams' players, coaches and staff. The warmth and generosity she exuded will never be forgotten.

"She will be missed by those who loved her and will be remembered as a kind and generous person. We will love her forever."

- **Statement from Georgia's daughter, Lucia Rodriguez and son, Chip Rosenbloom**

"Georgia Frontiere was instrumental in bringing professional football back to her native Missouri. She was a devoted mother, a passionate owner and an advocate for the less fortunate. I always enjoyed my time with Georgia and her family. She was a good friend and business partner. She will be dearly missed."

- **Statement from Stan Kroenke, Vice Chairman/Owner**

"It's been my privilege for twenty-eight years to work for a loyal, generous, and supportive owner who was totally committed to her football team. This is an enormous loss for me and for the Rams' organization. All of our prayers and sympathy go out to her family."

- **Statement from John Shaw, Senior Advisor/Owners' Representative**

"Georgia loved people and laughed often. She engaged herself in all of our lives and looked for the best in others and gave her best to all...She made the world a better place for all of us. Thank you, Georgia, for sharing your life and your Rams with me."

- **Statement from Jay Zygmunt, Former President of Football Operations/General Manager**

"Georgia was a wonderful person and owner. She was kind, generous and concerned with all of us who loved or worked for her beloved Rams. Whether it was dinner and a movie or the thoughtful and festive holiday party for Rams players and staff, Georgia made you feel like part of her family. The Rams are known for their diversity epitomized by their female owner and Georgia's primary criteria

for her employees regardless of gender, race or ethnicity was passion for her team. She will be missed."

- **Statement from Bob Wallace, General Counsel**

"Georgia Frontiere loved life, and its adventures, more than anyone I knew. She was a remarkable woman. She was eccentric and colorful and unpredictable and never dull. And what a life. What an improbable and unimaginable life. If you wrote a book about all of her days and nights, people would dismiss it as fiction, except that it happened.

"No wonder Georgia didn't want to give up, didn't want to leave, didn't want the journey, the escapade, to end. The doctors told Georgia's family months ago that she didn't have much time left, but she battled on with as much toughness as the roughest Rams player.

"She outlived the predictions, outlasted the doctors, and extended that wonderful life..."

"In the time I spent with her, she was kind and generous with people. She did a lot of things behind the scenes to help various causes; one time she heard that a church in the city needed a roof, and she paid for it. And there were at least a hundred stories like that, stories that never got out."

- **Excerpts from "Georgia gave her hometown an NFL team – and a lot more," Bernie Miklasz, St. Louis Post-Dispatch, January 19, 2008**

"Georgia was unique in her life as wife, mother and the owner of her Rams (that's how she referred to her beloved football team). Her love was extended and touched so many... That will be missed immensely!"

- **Statement from Jack Youngblood, Former Rams Defensive End and Hall of Fame Player**

"It's an end of an era. She was the only active woman owner in sports and she took her team to the Super Bowl three times. That's hard enough to do just once. She cared about the players. I remember when she came back from Europe with a couple outfits for my daughters, who were young kids. It was not something that your average owner would do."

- **Statement from Vince Ferragamo, Former Rams Quarterback**

"[Susan and I] would like to offer our deepest condolences to Georgia's family and to the Ram family as well. Saying goodbye is never easy for us, especially when it involves the special people in our lives. We will truly miss Georgia; she was one of a kind."

- **Statement from Merlin Olsen, Former Rams Defensive Tackle and Hall of Fame Player**

"My first experience with Georgia was motherly. When I was drafted in 1984, the next day Georgia sent a bouquet of roses to my mother, promising her that she would take care of her son. From that point on, I was considered one of Georgia's sons, and was proud of that fact. I think she was outstanding for the Rams, as well as the National Football League. She will be truly missed."

- **Statement from Isaac Bruce, Former Rams Wide Receiver**

"Georgia Frontiere was the first lady of sports in her native St. Louis.

"She returned pro football to St. Louis and brought the city its first Super Bowl championship. She had a deep love for her Rams and all the people who contributed to the success of her franchise and the NFL, especially former players.

"Her philanthropic work was legendary and wide ranging, but her special focus was retired NFL players and the arts. She was a talented and wonderful person."

- **Statement from Roger Goodell, NFL Commissioner**


"Georgia Frontiere brought a professional football team back to her hometown of St. Louis. Her Rams have almost always fielded entertaining teams – and their two trips to the Super Bowl were occasions of great civic celebration. For that, she earned the lasting gratitude of local sports fans.


"Even more of us, though, will remember Georgia for her big heart. Her Rams Foundation, a model of its kind, has supported the programs of hundreds of local organizations dedicated to kid's health, literacy, recreation, and youth football."

- **Statement from Francis G. Slay, Mayor, City of St. Louis**



(L to R) Georgia on a special day in St. Louis - Super Bowl parade, 2000. Earle Weatherwax, her companion of 20 years, also enjoys the moment; Georgia with Rams Hall of Fame offensive tackle Jackie Slater; Georgia holds up the George S. Halas trophy after the Rams beat the Philadelphia Eagles in the NFC Championship game on Jan. 27, 2002.





CARROLL ROSENBLIOM

Carroll Rosenbloom was a legendary and towering figure among NFL owners, who left a mighty legacy and served as a powerful inspiration for his wife, Georgia, and their children, Chip and Lucia.

Rosenbloom was an architect of the modern NFL, which has become the most-watched, anticipated, and admired sports entity in American history. During his dynamic, 26-year NFL career, Rosenbloom compiled a remarkable 226-116-8 record, with a winning percentage of .660, the greatest won-loss achievement of any NFL owner.

Rosenbloom came to the NFL in 1953 and took the Baltimore Colts from the bottom of the league to the top, winning world championships in 1957, '58, and in 1970 (Super Bowl V). The Colts also won an NFL title in 1968 and played in Super Bowl III.


From 1957 through 1978, Rosenbloom teams endured just one losing season and posted a combined record of 210-85-7, a .710 winning percentage. From 1964 through 1978, the Colts and Rams were 156-49-7 for a .760 percentage.

“C.R.’s” indelible mark on the NFL was evident not only by his teams’ on-field success but by his vision and boldness.


Rosenbloom was one of three owners (Pittsburgh’s Art Rooney and Cleveland’s Art Modell followed) who agreed to move their franchises to the American Football Conference to ensure a balanced league after the NFL merged with the American Football League in 1970.

Rosenbloom also was an architect in the planning and execution of the league’s national television contracts and he made the most revolutionary move of all, trading franchises, the Colts for the Los Angeles Rams, in 1972. The Rams, under Rosenbloom’s steady hand, won six consecutive NFC West championships (1973-78).

Rosenbloom passed away in 1979, survived by his wife Georgia, their children Lucia and Chip, and Suzanne, Danny, and Steve from his previous marriage.




Rosenbloom, owner of the Los Angeles Rams of the NFL, poses with model of Anaheim stadium after remodeling during a news conference, Tuesday, July 25, 1978 in Anaheim. Rosenbloom announced that the Rams will move to Anaheim for the 1980 season.



Coach George Allen, right, with Rosenbloom on Feb. 1, 1978.





HOMES OF THE RAMS

LEAGUE PARK, CLEVELAND

YEARS PLAYED: 1937-38, 1942, 1944-45

RECORD: 7-7 (.500)

FIRST GAME: 10/3/37, Rams defeated by Chicago Cardinals, 6-0

LAST GAME: 12/2/45, Rams defeated Boston Yanks, 20-7

HIGHLIGHTS: Rams finished 1945 season with 4-0 record at League Park, their first unbeaten home record.

MUNICIPAL STADIUM, CLEVELAND

YEARS PLAYED: 1937, 1939-42, 1945

RECORD: 6-10-2 (.438)

FIRST GAME: 9/10/37, Rams defeated by Detroit Lions, 28-0

LAST GAME: 12/16/45, Rams defeated Washington Redskins, 15-14

HIGHLIGHTS: Bob Waterfield threw two touchdown passes to lead Rams to their first World Championship, 15-14, over Washington. It was final home game for Rams in Cleveland before moving to Los Angeles. Rams played first game as NFL franchise before 25,000 at Municipal Stadium, but lost to Detroit, 28-0.

SHAW STADIUM, CLEVELAND

YEARS PLAYED: 1938

RECORD: 1-1 (.500)

FIRST GAME: 9/17/38, Rams defeated by Chicago Cardinals, 7-6

LAST GAME: 10/2/38, Rams defeated Detroit Lions, 21-17

HIGHLIGHTS: The Rams' victory over Detroit was the first home win in franchise history.

MEMORIAL COLISEUM, LOS ANGELES

YEARS PLAYED: 1946-79

RECORD: 145-79 (.647) (142-75 regular season; 3-4 postseason)

FIRST GAME: 9/29/46, Rams defeated by Philadelphia Eagles, 25-14

LAST GAME: 12/16/79, Rams defeated by New Orleans Saints, 29-14

HIGHLIGHTS: Norm Van Brocklin broke 17-17 tie in fourth quarter with 73-yard touchdown pass to Tom Fears as Rams claimed second World Championship, 24-17, over Cleveland Browns, 12/23/51. Rams posted winning home record in 26 of 34 seasons at Coliseum, including 7-0 mark in 1973. Rams became first team in NFL history to score 70 points in game with 70-27 victory over Baltimore Colts, 10/22/50.



Municipal Stadium



Cleveland Rams vs. Detroit Lions in 1938 at Shaw Stadium (named after high school on Shaw Avenue).



Memorial Coliseum





Anaheim Stadium

ANAHEIM STADIUM, LOS ANGELES

YEARS PLAYED: 1980-94

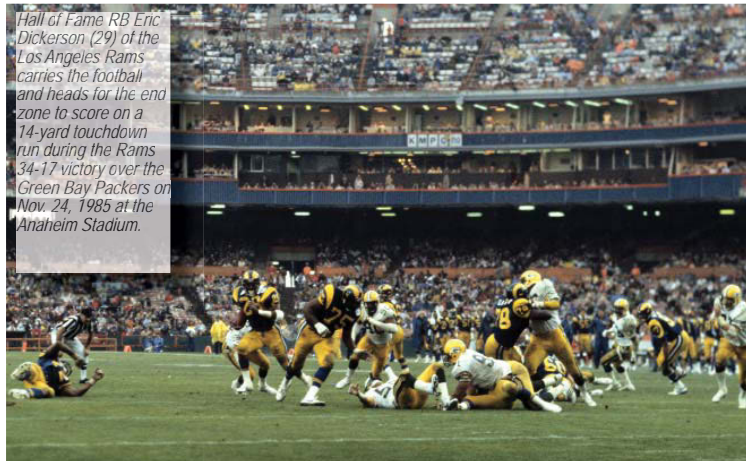
RECORD: 61-57 (.517) (60-56 regular season; 1-1 postseason)

FIRST GAME: 9/7/80, Rams defeated by Detroit Lions, 40-21

LAST GAME: 12/24/94, Rams defeated by Washington Redskins, 24-21

HIGHLIGHTS: Eric Dickerson broke O.J. Simpson's single season rushing record with a 215-yard performance against Houston, 12/9/84. Dickerson finished season with 2,105 yards.

Hall of Fame RB Eric Dickerson (29) of the Los Angeles Rams carries the football and heads for the end zone to score on a 14-yard touchdown run during the Rams 34-17 victory over the Green Bay Packers on Nov. 24, 1985 at the Anaheim Stadium.



Busch Stadium

BUSCH STADIUM, ST. LOUIS

YEARS PLAYED: 1995

RECORD: 3-1 (.750)


FIRST GAME: 9/10/95, Rams defeated New Orleans Saints, 17-13

LAST GAME: 10/22/95, Rams defeated by San Francisco 49ers, 44-10

HIGHLIGHTS: Rams vs. Saints was first NFL game in St. Louis since 1987.



Inside the Edward Jones Dome



Edward Jones Dome

EDWARD JONES DOME, ST. LOUIS

YEARS PLAYED: 1995-present

RECORD: 76-76 (.500) (72-75 regular season; 4-1 postseason)

FIRST GAME: 11/12/95, Rams defeated Carolina Panthers, 28-17

HIGHLIGHTS: Jackie Slater became first player in NFL history to play 20 seasons with one team by starting against Carolina, 11/12/95. Rams scored season high 59 points against Atlanta, 11/10/96, the third highest point total in franchise history. Rams were unbeaten, 8-0, in regular season and 10-0 with two playoff wins in 1999, going 8-0 during the 2003 regular season as well.



SIDELINES

THE 2014 MEDIA GUIDE OF THE
ST. LOUIS RAMS

2013 ATTENDANCE



PRESEASON

	Home		Away	
Green Bay Packers	53,361		Cleveland Browns	67,181
Baltimore Ravens	53,357		Denver Broncos	75,470
Total	106,718		Total	142,651

REGULAR SEASON

Home		Away	
Arizona Cardinals	55,279	Atlanta Falcons	69,379
San Francisco 49ers	56,626	Dallas Cowboys	74,634
Jacksonville Jaguars	54,230	Houston Texans	71,747
Seattle Seahawks	55,966	Carolina Panthers	72,716
Tennessee Titans	54,601	Indianapolis Colts	66,087
Chicago Bears	66,001	San Francisco 49ers	68,831
New Orleans Saints	58,439	Arizona Cardinals	60,643
Tampa Bay Buccaneers	54,418	Seattle Seahawks	68,265
Total	455,560	Total	552,302

TOTAL ATTENDANCE (20 Games) 1,257,231 Average: 62,862
 REGULAR SEASON GAME TOTAL (16 Games) 1,007,862
 EDWARD JONES DOME GAME TOTAL (8 Games) 455,560

Average: 62,991
 Average: 56,945

ATTENDANCE RECORDS

Game and Season Attendance Figures Largest Edward Jones Dome Attendance

One Season	1,364,327	(1989 – 20 games)	*66,502	(1/27/02 vs. Philadelphia)
Regular Season	1,082,988	(2001 – 16 games)	*66,496	(1/23/00 vs. Tampa Bay)
Home Season	840,799	(1975 – 13 games)	*66,338	(1/20/02 vs. Green Bay)
Home Regular Season	535,194	(1974 – 7 games)	*largest sports attendance in St. Louis history	
	528,829	(2001 – 8 games)		
	528,498	(2002 – 8 games)		
	528,458	(2003 – 8 games)		
	528,402	(2000 – 8 games)		
	527,384	(2004 – 8 games)		
	523,685	(2005 – 8 games)		
	522,610	(2006 – 8 games)		
	520,926	(1999 – 8 games)		
	514,354	(2007 – 8 games)		
Preseason Game	95,985	(1951 vs. Redskins)		
Regular Season Game	102,368	(1957 vs. 49ers)		
Away League Game	90,376	(2008 at Redskins)		
Postseason Game	103,985	(Super Bowl XIV – Pasadena, Calif.)		

Largest Busch Stadium Attendance

59,915 (1995 vs. San Francisco)

Largest Anaheim Stadium Attendance

67,959 (1989 vs. 49ers)
 67,037 (1984 vs. Giants)
 66,676 (1985 vs. Raiders)

Largest Los Angeles Memorial Coliseum Attendance

102,368 (1957 vs. 49ers)
 100,470 (1958 vs. Bears)
 100,202 (1958 vs. Colts)

REGULAR SEASON ATTENDANCE



Year	Yearly Totals			Home Totals			Away Totals		
	Att.	Games	Avg.	Att.	Games	Avg.	Att.	Games	Avg.
1937	110,118	11	10,011	47,500	5	9,500	62,618	6	10,436
1938 +	166,611	11	15,146	42,019	4	10,505	124,592	7	17,799
1939 #	178,514	11	16,229	106,107	6	17,685	72,407	5	14,481
1940	189,254	11	17,205	83,752	5	16,750	105,502	6	17,584
1941 %	221,713	11	20,156	76,210	5	15,242	145,503	6	24,251
1942 ^	150,111	11	13,646	68,770	5	13,754	81,341	6	13,557
1943			Suspended Play/W.W.II						
1944	187,188	10	18,719	40,378	3	13,459	146,810	7	20,973
1945	272,873	10	27,287	77,608	4	19,402	195,265	6	32,544
1946	469,825	11	42,711	212,368	5	42,474	257,457	6	42,910
1947	419,751	12	34,979	198,871	6	33,145	220,880	6	36,813
1948	361,115	12	30,093	190,078	6	31,680	171,037	6	28,506
1949	478,239	12	39,853	299,128	6	49,855	179,111	6	29,852
1950	354,618	12	29,552	160,826	6	26,804	193,792	6	32,299
1951	491,285	12	40,940	262,879	6	43,813	228,406	6	38,068
1952	507,112	11	46,101	287,967	5	57,593	219,145	6	36,524
1953	537,081	12	44,757	328,466	6	54,744	208,615	6	34,769
1954	553,647	12	46,137	326,586	6	54,431	227,061	6	37,844
1955	661,871	12	55,156	396,954	6	66,159	264,917	6	44,153
1956	611,081	12	50,923	367,138	6	61,190	243,943	6	40,657
1957	745,671	13	57,359	445,776	6	74,296	299,895	7	42,842
1958	756,575	12	63,048	502,354	6	83,726	254,221	6	42,370
1959	740,987	12	61,749	444,476	6	74,079	296,511	6	49,419
1960	635,340	12	52,945	370,341	6	61,724	264,999	6	44,167
1961	672,833	14	48,060	335,942	7	47,992	336,891	7	48,127
1962	600,761	14	42,912	290,708	7	41,530	310,053	7	44,293
1963	627,606	14	44,829	362,532	8	45,317	265,074	6	44,179
1964	685,378	14	48,956	384,346	7	54,907	301,032	7	43,005
1965	598,379	11	54,398	282,333	4	70,583	316,046	7	45,149
1966	697,015	14	49,787	348,432	7	49,776	348,583	7	49,798
1967	846,870	14	60,491	419,997	7	60,000	426,873	7	60,982
1968	841,484	14	60,106	455,891	7	65,127	385,593	7	55,085
1969	866,160	14	61,869	498,693	7	71,242	367,467	7	52,495
1970	908,979	14	64,927	499,427	7	71,347	409,552	7	58,507
1971	904,901	14	64,636	507,168	7	72,453	397,733	7	56,819
1972	902,844	14	64,489	507,229	7	72,461	395,615	7	56,516
1973	892,288	14	63,735	519,175	7	74,168	373,113	7	53,302
1974	824,614	14	58,901	493,972	7	70,567	330,642	7	47,235
1975	800,428	14	57,173	436,770	7	62,396	363,658	7	51,951
1976	839,848	14	59,989	441,986	7	63,141	397,862	7	56,837
1977	775,469	14	55,391	375,098	7	53,585	400,371	7	57,196
1978	865,837	16	54,115	427,103	8	6,222	438,734	8	54,842
1979	913,638	16	57,102	423,760	8	7,500	489,878	8	61,235
1980	994,421	16	62,151	500,250	8	8,141	494,171	8	61,771
1981	958,577	16	59,911	484,024	8	8,905	474,553	8	59,319
1982	462,733	9	51,415	258,451	5	51,690	204,282	4	51,071
1983	869,679	16	54,355	422,239	8	52,780	447,440	8	55,930
1984	860,135	16	53,758	435,637	8	54,455	424,498	8	53,062
1985	885,687	16	55,355	448,068	8	56,009	437,619	8	54,702
1986	955,435	16	59,715	474,282	8	59,285	481,153	8	60,144
1987	660,073	15	44,005	331,690	7	47,384	328,383	8	41,048
1988	951,304	16	59,457	435,749	8	54,469	515,555	8	64,444
1989	913,379	16	57,086	470,770	8	58,846	442,609	8	55,326
1990	935,877	16	58,492	479,356	8	59,920	456,521	8	57,065
1991	915,254	16	57,203	412,685	8	51,586	502,569	8	62,821
1992	871,135	16	54,446	382,486	8	47,811	488,649	8	61,081
1993	795,401	16	49,713	363,211	8	45,401	432,190	8	54,024
1994	791,657	16	49,479	338,497	8	42,312	453,160	8	56,645
1995	949,119	16	59,320	502,684	8	62,836	446,435	8	55,804
1996	929,431	16	58,089	523,979	8	65,497	405,452	8	50,682
1997	990,991	16	61,937	525,700	8	65,713	465,291	8	58,161
1998	972,585	16	60,787	522,691	8	65,336	449,894	8	56,237

Year	Yearly Totals			Home Totals			Away Totals		
	Att.	Games	Avg.	Att.	Games	Avg.	Att.	Games	Avg.
1999	1,000,796	16	62,550	525,687	8	65,711	475,109	8	59,389
2000	1,086,443	16	67,903	528,362	8	66,045	558,081	8	69,760
2001	1,082,913	16	67,682	528,754	8	66,094	554,159	8	69,270
2002	1,073,430	16	67,089	528,467	8	66,058	544,963	8	68,120
2003	1,041,469	16	65,092	528,472	8	66,059	512,997	8	64,125
2004	1,061,000	16	66,313	527,383	8	65,923	533,617	8	66,702
2005	1,038,490	16	64,906	525,314	8	65,664	513,176	8	64,147
2006	1,046,284	16	65,393	522,569	8	65,321	523,715	8	65,464
2007	1,049,627	16	65,602	514,299	8	64,287	535,328	8	66,916
2008	1,050,065	16	65,629	479,794	8	59,974	570,271	8	71,284
2009	943,577	16	58,974	441,851	8	55,231	501,726	8	62,716
2010	911,087	16	56,943	423,285	8	52,911	487,812	8	60,977
2011	1,001,953	16	62,622	451,055	8	56,382	550,898	8	68,862
2012	985,592	16	61,600	482,150	8	60,269	503,442	8	62,930
2013	1,007,862	16	62,862	455,560	8	56,945	552,302	8	69,038
TOTALS	56,909,373	1,068	53,286	29,122,565	526	55,366	27,786,814	542	51,267

+ Rams played Pittsburgh in New Orleans and were the road team

Rams played Philadelphia in Colorado Springs and were the home team

! Rams played New England in London and were the home team

%Rams played Pittsburgh in Akron and were the home team

^ Rams played Chicago Cardinals in Buffalo and were the road team

TRAINING CAMP



The St. Louis Rams held training camp at Rams Park in Earth City, for the fifth consecutive year and second under head coach Jeff Fisher. Rookies and quarterbacks reported to Rams Park on July 22, 2013 while the remainder of the team reported July 24, 2013. The team held its first practice on July 25, 2013.

The 2013 season marked the ninth year that the team held training camp in the St. Louis area and the eighth time camp has taken place in Earth City. Rams Park previously hosted training camp from 2005-07, and 2009-2013. In 1995, the team's first year in St. Louis, training camp was hosted at Maryville University in St. Louis.

TRAINING CAMP FACTS

LOCATION: Rams Park, Earth City, Missouri.

Rams Park is located in Earth City, Missouri and is easily accessible from local interstate highways. From I-270, take I-70 West to the Earth City Expressway North exit. Proceed to the first light, making a right at Rider Trail North. Rams Park will be on your left-hand side in plain view.

INFORMATION: Further information about Rams training camp can be obtained by calling the Rams at (314) 516-8852 or visiting www.stlouisrams.com.

TRAINING CAMP LOCATIONS (1937-2014)

1937	Lake Erie College for Women, Painesville, Ohio	1993	California State-Fullerton, Fullerton, Calif.
1938-41	Baldwin Wallace College, Berea, Ohio	1994	University of California- Irvine, Irvine, Calif.
1942, '44	Hiram College, Hiram, Ohio	1995	Maryville University, St. Louis, Mo.
1943	Suspended operations (World War II)	1996-2004	Western Illinois University, Macomb, Ill.
1945	Bowling Green University, Bowling Green, Ohio	2005-07	Russell Training Center, St. Louis, Mo.
1946	Compton College, Compton, Calif.	2008	Concordia University Wisconsin, Mequon, Wis.
1947-48	Loyola University, Los Angeles, Calif.	2009	Russell Training Center, St. Louis, Mo.
1949-60	University of Redlands, Redlands, Calif.	2010	Russell Training Center, St. Louis, Mo.
1961-66	Chapman College, Orange, Calif.	2011	Russell Training Center, St. Louis, Mo.
1967-71	California State-Fullerton, Fullerton, Calif.	2012	ContinuityX Training Center, St. Louis, Mo.
1972	California State-Long Beach, Long Beach, Calif.	2013-14	Rams Park, St. Louis, Mo.
1973-90	California State-Fullerton, Fullerton, Calif.		
1991-92	University of California- Irvine, Irvine, Calif.		



St. Louis Rams during a NFL football training camp on Saturday, July 27, 2013, at the team's training facility in Earth City, Mo.



St. Louis Rams during a NFL football training camp on Saturday, July 27, 2013, at the team's training facility in Earth City, Mo.

EDWARD JONES DOME



BY THE NUMBERS

Opened: November 12, 1995 (Rams 28, Carolina 10, Trans World Dome).

Seating Capacity: 66,000. The first 14 rows are retractable seats to provide space for meetings and trade shows.

Size: 205 feet high, 14 acres wide. The 12.5 acre roof structure weighs 10.4 million pounds. There were 262 miles, or 64,000 yards, of concrete used.

Turf: FieldTurf. FieldTurf is known for its grass-like surface, with soft fibers designed to eliminate the abrasions of traditional turf. A “synthetic earth” mixture of rounded silica sand, rubber granules and ground-up athletic shoe material surrounds the fibers.

Cost: \$280 million.

Renovations:

In 2009, the Edward Jones Dome underwent a major refurbishment to update the facility with an objective of improving the day of game experience for Rams fans. To enhance the fan experience, new High Definition video boards have been added to both end zones including a 76’ North end zone board and a 35’ board in the South end zone along with new sideline LED boards. In addition to improved technology, other upgrades include a sports bar overlooking the North end zone accessible to all ticket holders, South end zone Premium Club, renovated Rams Club and new on-field seating.

WHO IS EDWARD JONES?

Edward Jones provides financial services for individual investors in the United States and its affiliate in Canada. Every aspect of the firm’s business is designed to cater to individual investors in communities in which they live and work. The firm’s 11,000-plus financial advisors work directly with more than 7 million clients to understand their personal goals. Edward Jones embraces the importance of building long-term, face-to-face relationships with clients, helping them to understand and make sense of the investment options available today.

Edward Jones, which ranks “Highest in Investor Satisfaction with Full Service Brokerage Firms” by J.D. Power and Associates and No. 2. on FORTUNE magazine’s “100 Best Companies to Work For 2010,” is headquartered in St. Louis.

www.edwardjones.com

Member SIPC.

Edward Jones Dome

RAMS PARK TRAINING CENTER



Rams Park



Indoor practice field at Rams Park.



Outdoor field at Rams Park

- Officially Opened: June 20, 1996
- The 80-yard indoor domed practice field is 68,000 total square feet, one of the largest in the NFL, rising 65 feet high. The field uses FieldTurf, a synthetic surface with a grass-like feel.
- Located behind the building are three standard size football fields.
- Built by Clayco Construction Co., with O'Toole Design Associates serving as Interior Decorator.
- Next to the indoor facility is the 90,000 square-foot office building which includes:
 - 6,000 square-foot weight and training room
 - half-court basketball floor
 - two racquetball courts
 - spas, swimming pool, sauna, and steam room
 - 40-foot high lobby
 - 120-seat auditorium and 16 meeting rooms.



St. Louis Rams In the Community

As a professional sports team, the Rams recognize their unique ability to help raise both awareness and money for issues and causes relevant to their fans and fellow citizens. The organization is committed to being a valuable community partner and benefitting the bi-state region 365 days a year.

The Rams Community Outreach Team focuses substantial resources on efforts to engage youth in activities that promote health, fitness and character development. The team also participates in a variety of special events to raise awareness and funds for numerous local non-profits.

In addition to financial contributions, game tickets and autographed merchandise, the team works to integrate all of its unique resources including player, cheerleader, mascot and staff involvement, media exposure and strategic alliances between charities and team partners. The Rams believe this comprehensive approach provides its charitable partners with the most beneficial relationship possible.

The following overview provides a glimpse of what the team is doing to make the bi-state area a better place. For a more in-depth look at the organization's off the field efforts, please visit www.stlouisrams.com/community.



Basket of Hope

Each year, the Rams team up with Basket of Hope, a St. Louis-based charity that provides gifts to children diagnosed with cancer or other serious illnesses. The baskets are delivered to the patients' hospital rooms by Rams players, cheerleaders, Rampage and staff. Basket of Hope customizes each basket with age appropriate toys, games and crafts, for the child and gifts for siblings and parents.

American Red Cross

In 2012, the Rams began a partnership with the American Red Cross on the Holiday Mail for Heroes campaign. In 2013, team partner Edward Jones joined the effort and in only two years the program, which features Rams defensive end Chris Long as the honorary chair, has resulted in 44,000 personalized holiday thank you

cards being sent to active and veteran military serving overseas. The Rams also host an annual blood drive in cooperation with the American Red Cross. As part of the event, donors have the opportunity to mingle with Rams players, cheerleaders and Rampage, win Rams prizes and receive a commemorative T-shirt.



Honorary chair DE Chris Long comforts an American Red Cross donor



WR Chris Givens visits a child at Cardinal Glennon Research Hospital.

Breast Cancer Awareness Month

Each year, the Rams team up with the National Football League on a national breast cancer screening reminder and fundraising campaign. The initiative, which is called "A Crucial Catch: Annual Screening Saves Lives," reminds women 40 and older about the importance of having an annual mammogram. As part of the effort, the Rams recognize those who are currently fighting or

have fought breast cancer on the field during player introductions.

At halftime of the team's designated breast cancer awareness game, the Rams Cheerleaders join Junior Cheerleaders and Rams Alumni Cheerleaders for a special "Cheer for a Cure" performance to raise awareness and funds for breast cancer research. The Rams also partner with ZTA to pass out pink ribbons to fans entering the Edward Jones Dome prior to the game.

Through in-stadium branding, pink gear and the support of our broadcast partners, A Crucial Catch campaign is woven through all facets of the game day experience in early October. All of the on-field pink items are auctioned on NFL.com/auction, with all proceeds benefiting the American Cancer Society. Last year, the Rams also made a \$20,000 donation to the American Cancer Society based on the team's 20 receptions during the breast cancer awareness game.



Rampage and cheerleaders greet breast cancer survivors at the Race for the Cure finish line

CHARACTERplus

CHARACTERplus is a community partner of the Rams helping the team achieve one of their goals to instill character and healthy lifestyle choices in youth. CHARACTERplus currently involves more than 74 member school districts in Missouri and southern Illinois, including 30,000 teachers serving in public, private and charter schools and reaches more than 350,000 students.

In 2010, the Rams and CHARACTERplus created the Character Fitness Model Schools program, recognizing the connection between the principles of character education and fitness. The program offers the opportunity to benefit students and schools alike in a joint effort to create foundations for a healthy life.

RAMS IN THE COMMUNITY



The Rams have also partnered with CHARACTERplus on Project Leadership Task Force, the St. Louis Rams Huddle-Up micro web site and the Huddle-Up advisory board. Additionally, the Rams sponsor the Missouri Schools of Character Awards program each year. For more information on CHARACTERplus, please visit www.characterplus.org.

Coach Fisher and Friends Celebrity Softball Game

In what has quickly become a must-attend event for Rams fans, Head Coach Jeff Fisher hosts an annual “Coach Fisher and Friends” celebrity softball game in the summer. This family-friendly event allows fans to get an up-close look at some of their favorite players and see their personalities away from the football field and in an intimate setting. The event features a celebrity home run derby, softball game and post-game fireworks spectacular, while benefiting five charities: The BackStoppers, The Jack and J.T. Snow Scientific Research Foundation, Mercy Ministries, Wounded Warrior Project and Catch-A-Dream Foundation. The date for next year’s game will be announced in February of 2015.



Homerun derby participants LB Alec Ogletree, LB James Laurinaitis, WR T.J. Moe, and S T.J. McDonald pose for a picture at Coach Fisher's Celebrity Softball game.

Diversity Awareness Partnership

An organization with a long tradition of embracing diversity, the Rams were the first professional sports team in the modern era to sign an African-American player. Even before Jackie Robinson broke the color barrier in Major League Baseball, the Rams were committed to promoting diversity and inclusion. Years later that commitment remains, and after helping launch the Diversity Awareness Partnership (DAP) in 2001, the Rams have been a collaborative partner in promoting the value of diversity among the people of St. Louis.

Recently, the Rams partnered with Diversity Awareness Partnership on a new diversity-themed sports poster and billboard series. Featured on the poster and billboard were quarterback Sam Bradford, linebacker James Laurinaitis and defensive tackle Michael Brockers standing side-by-side with the caption, “Differences Are What Make Us Stronger.” The posters were distributed for free to regional schools, businesses and homes. Both the poster and billboard promote the value of difference and encourage members of the Greater St. Louis area to practice inclusivity.

In 2012, the Rams also partnered with Diversity Awareness Partnership on a groundbreaking community outreach program designed to promote diversity and inclusion among youth in the St. Louis area. Now entering its third year, Rams Blitz brings together student athletes and leaders from two local high school of different backgrounds and encourages them to look beyond their day-to-day comfort zone by building a common bond through continued interaction and relationship building; aiming to promote understanding and acceptance of differences. For more information, visit www.dapstl.org.



DT Michael Brockers poses with Play 60 participants

Everyday Heroes

The Rams have recognized the significant daily contributions of our nations’ military, as well as the St. Louis metropolitan area police and fire departments, by honoring these “everyday heroes” in a variety of ways over the past several years, including in-game salutes and visits to Rams Park.

Fuel Up to PLAY 60

PLAY 60 is an NFL initiative aimed at creating a healthier next generation and tackling childhood obesity by encouraging kids to be active at least 60 minutes every day. Through the Rams year-long engagement of youth in fitness initiatives in in-school, after-school and team-based programs, the Rams are committed to furthering this platform and improving youth health and wellness.

FOR MORE INFORMATION ON THE RAMS COMMUNITY OUTREACH EFFORTS,
PLEASE VISIT www.stlouisrams.com/community.

RAMS IN THE COMMUNITY



Since PLAY 60 was launched in 2007, the NFL has committed more than \$200 million to youth health and fitness through programming, grants, and media time for PSAs.

Created in partnership with the National Dairy Council and the National Football League, the Fuel Up to PLAY 60 program empowers youth to take actions to improve nutrition and physical activity at their school and for their own health. The program helps school children learn the importance of good nutrition and physical exercise. To get your school involved and join the movement, visit www.fueluptoplay60.com.



A play 60 participant runs drills at an event at Rams Park

Georgia Frontiere Community Quarterback Award



Owner/Chair of Community Outreach Lucia Rodriguez and LB James Laurinaitis pose with the Georgia Frontiere Community Quarterback winners.

Each year, the St. Louis Rams accept nominations for the Georgia Frontiere Community Quarterback Award Program. The award, renamed in 2008 to honor the Rams' late owner and chairperson, recognizes outstanding individuals who display strong leadership abilities, and a passion for bettering his or her community. Individuals above the age of 13 may be nominated by a non-profit organization as long as they serve in a volunteer role and are not compensated for their efforts. Upon receiving the nominations, the Rams engage a panel of judges comprised of prominent community leaders to help select the finalists. Once chosen, \$20,000 is awarded to local non-profits in recognition of their exceptional volunteer service. In addition, all finalists are invited to Rams Park for a special luncheon and to a Rams' home game at the

Edward Jones Dome where they are recognized on the field. Since the program's inception, the Rams have donated more than \$270,000 to community organizations through this initiative.

Green Platform



The St. Louis Rams are greening our operations, from recycling and waste reduction to energy efficiency and the use of recycled materials. Since our participation in the NFL's first carbon neutral game in 2005 against the Philadelphia Eagles, we have been committed to establishing and growing our Green Platform with the intention of identifying authentic opportunities to reduce our carbon footprint. The Rams are dedicated to providing St. Louis the most entertaining sports experience possible while striving to conduct itself in an environmentally sustainable and socially responsible manner. The Rams Green Platform was formed in December 2007 to serve as an umbrella for all new and existing initiatives supporting our environmental sustainability efforts. For more information, please visit www.stlouisrams.com/community/go-green.

Heat Up St. Louis

The Rams have joined Heat Up St. Louis over the years to assist in their mission of helping the elderly, disabled, and low-income families in the area with their delinquent heating bills. Rams players, executives, cheerleaders and Rampage have shown their support through appearances in public service announcements and the staff has also volunteered their time at the annual Rise N' Shine fundraiser through the team's staff days of service program.

Hometown Huddle

Introduced in 1999, Hometown Huddle is a day for NFL players from all 32 teams to participate in various community service activities in conjunction with their local United Way partners. In addition to this league-wide initiative, the Rams continue to show their leadership and commitment to United Way of Greater St. Louis throughout the year through special events, tickets and financial assistance.



Rampage leads off the Hometown Huddle festivities

FOR MORE INFORMATION ON THE RAMS COMMUNITY OUTREACH EFFORTS, PLEASE VISIT www.stlouisrams.com/community.



Joe Buck Classic

In 2014, Rams executive vice president and chief operating officer Kevin Demoff co-chaired the Joe Buck Classic to benefit St. Louis Children's Hospital and its Joe Buck Imaging Center. Rams players served golfed while Cheerleaders posed for photos with attendees. Following the tournament, Rams head coach Jeff Fisher, general manager Les Snead and Demoff participated in a panel discussion with Joe Buck.

Kickoff for Charity Luncheon

In partnership with team sponsor Edward Jones, the Rams host an annual Kickoff for Charity Luncheon benefiting United Way of Greater St. Louis. In addition to receiving a preview of the season directly from head coach Jeff Fisher, this unique luncheon allows fans to be seated at tables alongside their favorite players.

KidSmart

The Rams have partnered with KidSmart in a variety of ways over the years to help children in need including participating in the Annual Joe Buck Celebrity Bee, which is a competition similar to "Are You Smarter Than a Fifth Grader?" pitting local celebrities and corporate teams against each other. The event raises more than one-third of the non-profit's annual operating expenses and funds the grand re-opening of the back to school store each August.

For the second consecutive year, Rams tight end Jared Cook will serve as the KidSmart Push for Pencils ambassador to help encourage back to school donations and the Edward Jones Dome is serving as a collection site during the team's annual Fan Fest.

KidSmart equips 50,000 children in need in more than 110 public schools in the bi-state region. Teachers "shop" monthly for free school supplies to ensure their students are prepared to learn. The Free Store is funded and stocked by local individuals, foundations, and companies. In the past ten years, more than \$23 million worth of free school supplies, including essential classroom tools such as pencils, notebooks, glue, backpacks, art supplies and books have been distributed to more than 100,000 local students in need.

Komen St. Louis Race for the Cure

The Rams have been involved with the Komen St. Louis Race for the Cure since the event began in 1999. After the team's late owner and chairman Georgia Frontiere lost her battle with breast cancer in 2008, the Rams formed a team to walk in her honor. In its seven years of existence, the extended Rams family – from staff to partners to fans – has responded and helped to raise more than \$190,000 for breast cancer research and treatment.

Once again, Rams players, Cheerleaders and mascot Rampage distributed roses to survivors at the finish line. To add to the day's festivities, team partner Dr Pepper joined the Rams' efforts. At the Rams' sponsored block, DJ Pru entertained participants and fans were invited to test out the Rams inflatable obstacle course, sample Dr Pepper products and pose for photos with Rams Cheerleaders.

Make-A-Wish Celebrity Server Dinner

Since arriving in St. Louis in 1995, the Rams have teamed up with the Make-A-Wish Foundation of Missouri each year to make wishes come true for local children. Rams players led by event captain, linebacker James Laurinaitis, work as celebrity waiters signing autographs and visiting with Wish Kids in attendance. In 2014, the event will eclipse more than \$2 million raised to help grant the wishes of St. Louis area children who are battling life-threatening medical conditions.

The Rams have also granted many wishes over the years inviting kids to Rams Park and the Edward Jones Dome.



QB Sam Bradford chats with guests at the Kickoff for Charity Luncheon



P Johnny Hekker poses with guests at the Make-A-Wish Celebrity Server dinner



WR Austin Pettis poses with guests at the Motion for Kids Holiday party

Motion for Kids Holiday Party

During the holidays, the Rams team up with the Bar Association of Metropolitan St. Louis (BAMSL) to open the Edward Jones Dome for more than 4,000 underprivileged children. The kids enjoy holiday gifts, bands and other entertainment, a book corner, activity booths, arts and crafts and visits with Santa as well as Rams players, cheerleaders and team mascot, Rampage.

Newspapers in Education

The “Rams Effect” program was launched in partnership with the St. Louis Post-Dispatch as part of the Newspapers in Education (NIE) platform. NIE is designed to familiarize students with reading and using daily newspapers both in school and at home through an engaging and interactive program.

In 2013, the Rams and the Post-Dispatch continued “Rams Effect,” a program designed to encourage local students to make a difference in their community. Participating classrooms were provided with weekly newspaper articles that highlighted their favorite Rams players and cheerleaders involvement in the St. Louis community as well as accompanying lesson plans. At the end of the program, the classrooms were challenged to create their own community service project and enter it into the “Rams Effect” competition.

The projects were designed to impact their school, community or beyond in a variety of ways. Five classrooms were selected as winners, with one being named the grand prize winner. Each winning class received tickets to a Rams home game, with the grand prize winner also receiving a visit from a Rams player. Judging was based on four categories: details of entry, potential impact of the project, feasibility of the project and creativity of the idea.

PHL, Inc.

The Rams have provided local not-for-profit PHL, Inc. with financial assistance totaling \$450,000 to aid in their mission of improving the deplorable condition of some of the football fields in the St. Louis Public Schools. The Rams have supported the development and renovation of a number of area football fields. In 2009, the team assisted with the construction of a new multi-purpose athletic facility for Sumner High School and the surrounding community. The facility includes a state-of-the-art artificial surface field, lights, bleachers, restrooms and a pavilion.

In 2012, Rams General Manager Les Snead helped unveil the new football field and athletic facility at Gateway STEM made possible by a partnership between the Rams, PHL Inc. and the St. Louis Public School District. With support of the Rams, the facility was granted \$200,000 through the NFL's Grassroots Program, an initiative focused on providing non-profit, neighborhood-based organizations with financial and technical assistance to improve the quality, safety, and accessibility of local football fields.



Rams staff take a team photo on the repainted bleachers at Roosevelt High School

In 2014, through the Staff Days of Service program, the Rams partnered with team sponsor Lindenwood to repaint the bleachers and outdoor athletic facility at Roosevelt High School.

RAMS IN THE COMMUNITY



Playground Build

In 2014, the Rams selected Marygrove, a residential treatment center for children impacted by abuse, neglect and other early childhood traumas, as the recipient of the Rams 6th Annual Playground Build after an open application process that allowed submissions from Missouri and Illinois schools and communities in need of a playground. The Rams Annual Playground Build has become the cornerstone effort of the team's Staff Days of Service volunteer program. Each year, Rams staff, players and cheerleaders join together to build a Rams-themed playground for the winning applicant.



Rams staff and 2014 rookie class pose for a team photo in front of the new playground at Marygrove

Previous builds have taken place at Washington Elementary School located in the Normandy School District; Fairmont City Library Center in Fairmont, Illinois; Giant Steps, a special education school for children on the autism spectrum; Monroe eMints Academy, a St. Louis Public School; and a community park in East St. Louis.

Rams Blitz

2013 marked the second year of Rams Blitz, a community outreach program designed to promote diversity and inclusion among youth in the St. Louis area. Rams Blitz brings together student athletes and leaders from two local high school of different backgrounds and encourages them to look beyond their day-to-day comfort zone by building a common bond through continued interaction and relationship building; aiming to promote understanding and acceptance of differences.

In 2013, Normandy High School and Affton High School took part in the program. Each school hosted an event at their campus and other meetings took place at the Rams Training Academy. Student-athletes and student leaders participated in a variety of activities focused on character development, teamwork, collaboration and communication. The year-long program, including leadership training, diversity training and in-depth diversity workshops, also included a social outing at a St. Louis Rams home game.



The Normandy and Affton High School participants in the 2013 Rams Blitz program

The Rams worked with long-time team partners, Diversity Awareness Partnership and CHARACTERplus, to develop the program.

Rams Cheerleaders

Although they are mostly recognized for their entertaining performances on the sidelines, the majority of the Rams Cheerleaders' time is actually spent giving back to the community. In addition to averaging more than 1,000 hours in the bi-state area each year, the Cheerleaders entertain both nationally and internationally including recent goodwill trips to visit the troops in Iraq, Kuwait and Afghanistan.



Rams cheerleaders at Scott Airforce Base

FOR MORE INFORMATION ON THE RAMS COMMUNITY OUTREACH EFFORTS,
PLEASE VISIT www.stlouisrams.com/community.



Rams ReciPEs

In 2012, the Rams launched a new youth initiative, Rams ReciPEs, designed to increase awareness and interest among area youth in eating right and leading an active and healthy lifestyle. In collaboration with the NFL's PLAY 60 initiative, the Rams ReciPEs program works to expose youth to healthy eating habits in a fun and engaging environment.

As part of the program, Rams players, as well as Rampage, visit local youth-serving organizations to work side-by-side with the youth to prepare healthy, fun and quick snacks. The program includes a fitness segment where the children are reminded to be physically active at least 60 minutes every day. At the end of the program each participating child is sent home with a bag full of healthy snacks and ingredients to kick start healthy eating habits at home. Youth also receive a Rams ReciPEs book that includes healthy recipes and PLAY 60 activities.



DE Michael Brockers with his 2013 paintball team

Sack Homelessness

During the 2013 season, the Rams again partnered with St. Patrick Center on the Sack Homelessness program. Every time the Rams sacked an opposing team's quarterback, the Rams' defensive linemen, Assistant Head Coach Dave McGinnis and Defensive Line Coach Mike Waufle made a contribution of \$1,000. Since 2012, the Rams defensive line has contributed nearly \$110,000 to St. Patrick Center through the Sack Homelessness program.

A portion of the proceeds from this initiative will help renovate St. Patrick Center's Child Center that provides care and activities for children during the day while their parents are enrolled in St. Patrick Center's housing, employment and health programs. Fans can join in this community effort by calling, 314-802-0700.

St. Louis Public Schools Scholar-Athlete Luncheon

For the past three years, the Rams have joined with St. Louis Public Schools to host an annual Scholar-Athlete Luncheon to recognize more than 400 student-athletes from SLPS high schools for earning a minimum grade point average of 3.25 while competing in at least one team sport during the school year. In 2013, St. Louis Rams General Manager Les Snead and Olympic superstar Jackie Joyner-Kersey served as special guest speakers. In 2014, Rams offensive lineman Barrett Jones provided words of inspiration for the student-athletes. A group of 50 distinguished table role models including several Rams front office members also helped honor the students and present them with their scholar-athlete pins.

Staff Days of Service

Each month, the Rams front office staff takes time out of the office to volunteer with local non-profits. Since the program's inception in 2009, the Rams' staff has provided more than 10,000 hours of community service to local non-profits in the region through the Staff Days of Service program.

St. Jude Children's Research Hospital

The Rams have a longstanding relationship with St. Jude Children's Research Hospital and have partnered with the charity on multiple fundraising events over the past several years. Money raised has enabled St. Jude to continue its internationally recognized pioneering work in finding cures and saving children with cancer and other catastrophic diseases. Since opening in 1962, St. Jude has treated children from all 50 states and around the world, including the St. Louis region. The fundraising arm of St. Jude covers all costs for medical care not covered by insurance, and families without insurance are never asked to pay. In 2012, quarterback Sam Bradford and Rampage made a trip to Memphis to visit the hospital and lift the spirits of the St. Jude patients and their families. In 2014, Bradford hosted his second annual golf tournament to benefit St. Jude. Bradford also participated in



Rams staff participating in 2013 staff days of service

RAMS IN THE COMMUNITY



the St. Jude Celebrity Chef event in St. Louis helping St. Jude raise more than \$1 million to fight childhood cancer.

St. Louis Children's Hospital Love Light Festival

The Love Light Festival is the official kickoff of the holiday season at St. Louis Children's Hospital. Each year, Rams players, cheerleaders and Rampage come together to visit patient rooms.

St. Louis Rams Training Academy

The St. Louis Rams and Elite Football partnered up to open the NFL's first youth training academy that will give kids all the tools they need to learn how to play football the Rams way, both on and off the field.



S Cody Davis, Rampage and cheerleaders at The St. Louis Children's Love Light Festival

The St. Louis Rams Training Academy, a 20,000 square-foot indoor training and development facility in Chesterfield, MO., is outfitted with state-of-the-art training equipment and video analysis labs. It also includes a turf field, Olympic-style weight room with Rams branded power mats, and a speed track with a laser timing system.

In conjunction with the new facility, the Rams created a Rams Training Academy Leadership Board, led by Rams Head Coach Jeff Fisher. Other members of the Rams Training Academy Leadership Board include: Aeneas Williams, Isaac Bruce, Jack Youngblood, Marshall Faulk, Orlando Pace, Torry Holt, broadcaster Kara Henderson Snead, NFL executive Joe Browne, professional wrestler John Cena, motivational speaker Paul Vitale, ESPN.com contributor Anna McDonald, Elite Football president Matt Biermann and Rams Fan Development Manager Kyle Eversgerd.

The Leadership board members contribute to the off-the-field curriculum known as the Rams Leadership Program and lead discussions around various leadership characteristics including teamwork, communication, dedication, perseverance, passion, and community service.

The Rams partner with Elite Football Academy (EFA) to run the day-to-day operations of the facility. EFA is a year-round skills development program, providing both on-field skills training and off-field classroom preparation. The Rams Training Academy serves as the headquarters for Heads Up Football seminars throughout the year to improve player safety and football fundamentals.

Other NFL supported programs such as PLAY 60, NFL Flag, NFL Punt Pass & Kick, and High School Player Development are emphasized and used in the facility.

The Rams Training Academy includes a space for fans to purchase Rams merchandise, apparel and tickets. Furthermore, Rams players, coaches and alumni make guest appearance throughout the year including autograph signings, coaching clinics and character development seminars.

For more information, please visit stlouisrams.com/training-academy.

Taste of the NFL-St. Louis

This annual signature event features offerings from St. Louis' top restaurants and beverage providers. Attendees are able to sample specialty foods, bid on an array of items and meet the participating chefs, as well as various Rams players and cheerleaders. The event is hosted by Rams General Manager Les Snead and his wife Kara Henderson Snead, formerly of NFL Network. Over the past ten years, Taste of the NFL-St. Louis has raised more than \$900,000 for the St. Louis Area Foodbank and for the St. Louis Sports Commission.



GM Les Snead and his wife Kara Henderson host the Taste of the NFL with the help of Rams players, Rampage and cheerleaders

FOR MORE INFORMATION ON THE RAMS COMMUNITY OUTREACH EFFORTS,
PLEASE VISIT www.stlouisrams.com/community.

RAMS IN THE COMMUNITY



Urban League Thanksgiving Project

Since moving to St. Louis in 1995, each year the Rams have teamed up with the Urban League of Metropolitan St. Louis to provide Thanksgiving meals for nearly 2,000 families in need. In 2013, Rams players contributed more than \$28,000 to buy the Thanksgiving items for the program. On the Tuesday prior to Thanksgiving, select players distributed the ingredients to families in need at the three area Urban League locations. Members of the Rams defensive line also made home deliveries to select families in the Jennings area.

The goal of the Urban League is to improve the social and economic conditions and opportunities for African-Americans and other minority groups in St. Louis City, St. Louis County and St. Clair County, Ill.



The Rams D-line delivers food to families in need at Thanksgiving

Wounded Warrior Project Recognition

Head Coach Jeff Fisher is a strong supporter of Wounded Warrior Project and climbed Mt. Kilimanjaro to raise money and awareness for the organization. As an extension of his support, the Rams invite a Warrior to each home game to be recognized on the field during the first half of the game. Coach Fisher also invites the Warrior and their guests to attend the team walkthrough at Rams Park the day prior to the game where they have the opportunity to meet members of the team and receive a tour of the facility.



A wounded warrior is recognized on the field at the Edward Jones Dome

Youth Football

The Rams, with support from the local chapter of the National Football Foundation and USA Football, have continued to promote amateur football and youth development, sportsmanship and academic excellence, through the St. Louis Rams/USA Football Youth Coaching School. Additional efforts include the High School Coach of the Week program, free tackle football camps to area middle school athletes through the Rams Junior Player Development Program and pre-collegiate football, and life skills instruction through the NFL High School Player Development Program/7-on-7 Tournament. High School

Game of the Week, Coach of the Week and Player of the Week.

Each week during the high school football season, the Rams select one local game as the Rams High School Game of the Week. In addition to the Game of the Week, the Rams partner with the National Football Foundation St. Louis/Tom Lombardo Chapter to select a weekly Coach of the Week and Player of the Week.

High School Player Development Camps

As part of the Rams commitment to youth football, the club partners with the National Football League to host annual High School Player Development (HSPD) Camps. HSPD serves as a free resource for both high school players and coaches. The program emphasizes safety and concussion awareness, character development and life skills, and football fundamentals. Each participant receives a HSPD student planner, NCAA initial eligibility requirements and SAT/ACT information. Every session features a different guest speaker ranging from Rams coaches to players.

Lineman Leadership Program

The Linemen Leadership Program emphasizes three key areas: the classroom, the community and leadership competitions. For the classroom portion, the NFL's Player Engagement Department offers intensive character development and life skills training to the players.

FOR MORE INFORMATION ON THE RAMS COMMUNITY OUTREACH EFFORTS,
PLEASE VISIT www.stlouisrams.com/community.

RAMS IN THE COMMUNITY



The linemen also have an opportunity to serve the community by working with special needs individuals through the “Dream Season” program. The competitive portion of the program includes participation in a series of obstacle courses and activities.

The linemen are chosen from the HSPD program on the basis of their work ethic, character and leadership skills as well as recommendations from their respective coaches.

NFL National 7-on-7 Tournament

The NFL’s National 7-on-7 Tournament provides high school football players who have completed the HSPD program a platform to compete in non-contact 7-on-7 play against other top players from around the country. As an extension of the HSPD program, the all-expense paid event includes character development sessions as well. Each team consists of 12 players and two coaches, with seven players on the field at one time. Teams compete in a round-robin format prior to being seeded to play in an elimination tournament. Each player participates in character development training through speaker series, breakout sessions, and group activities.



The Rams 2013 7-on-7 team

Punt, Pass & Kick Competition

As part of the team’s youth football and PLAY 60 efforts, the Rams host an annual Punt, Pass & Kick competition prior to a home game. The top four scorers from all the first-place finalists in each age division from the St. Louis community compete. The Punt, Pass & Kick program is a national skills competition for boys and girls ages 6-15. With more than three million boys and girls from around the country taking part in the PPK competition every year from July through January, it is one of the world’s largest youth sports participation programs. The winners of the St. Louis competition advance to the national finals, which are held at an NFL Playoff game in January.

Charitable Donations

The St. Louis Rams provide charitable organizations more than 3,500 items annually, helping recipient organizations raise thousands of dollars through raffles, auctions and other fundraising endeavors. For information on how to request a charitable donation, please visit www.stlouisrams.com/community.

FOR MORE INFORMATION ON THE RAMS COMMUNITY OUTREACH EFFORTS,
PLEASE VISIT www.stlouisrams.com/community.



2014 MEDIA GUIDE