New York-Penn League 2016 Media Guide & Record Book

HUDSON VALLEY ★ 2016
ALL ★ STAR GAME
NY-PENN LEAGUE
Presented by
MARIST
NEW YORK • ITALY • ONLINE
AUGUST 16, 2016
7:05PM
DUTCHESS STADIUM
FISHKILL, NY
Book your tickets today!
845-838-0094
hvrenegades.com

Valley Cats
Brooklyn Cyclones
Auburn Doubledays
Batavia Muckdogs
State College Spikes
Williamsport Crosscutters
West Virginia Black Bears
Who will be the 2016 Playoff Champions?
Vermont Lake Monsters
Yankees Staten Island
Spinners
Aberdeen IronBirds
Connecticut Tigers
Mahoning Valley Scrappers
HV

June 2016

Dear New York-Penn League Fans:

It is a pleasure to have you join us in sharing another exciting season of New York-Penn League baseball. Now in our 78th season, we take great pride in being the premier Short-Season league, and the oldest, continuously-operated CLASS A league, in Minor League Baseball. The New York-Penn League's 14 clubs have spent the off-season hard at work preparing to bring you another season full of lasting memories.

The clubs' past success has never been more transparent after 1,590,750 fans walked through the gates last season. This was the 15th consecutive season that the New York-Penn League surpassed 1.5 million fans.

The action on the field was equally historic. The West Virginia Black Bears (an affiliate of the Pittsburgh Pirates), in its inaugural season in Morgantown, WV, made the NYPL playoffs as the Wild Card club and then defeated the Williamsport Crosscutters, an affiliate of the Philadelphia Phillies and Pinckney Division Champions, in the semi-final series and then defeated the Staten Island Yankees, an affiliate of the New York Yankees and McNamara Division Champions, in the final series. In the 11th annual New York-Penn League All-Star Game, which was hosted by the Aberdeen Ironbirds (an affiliate of the Baltimore Orioles) at Ripken Stadium, the North All-Stars beat the South by a score of 4-2. Tri-City Valley Cats first baseman and Houston Astros prospect Dexture McCall, as the North's designated hitter, hit a two-run double in a three-run first inning to win the TOP STAR AWARD.

The action off-the- field during the past winter was also exciting. Tri-City ValleyCats President and Principal Owner William (Bill) Gladstone was named the 2015 KING OF BASEBALL at the Baseball Winter Meetings Banquet on Sunday, December 6, 2015, in Nashville, TN. The KING OF BASEBALL is a long-standing award and tradition in which Minor League Baseball recognizes a veteran of professional baseball for longtime dedication and service. In addition to serving on the New York-Penn League's Board of Directors and Executive Committee, Bill also served as the NYPL's representative on Minor League Baseball's Board of Trustees for 12 years, and was a member of several committees, including chairman of Minor League Baseball's finance committee. Minor League Baseball's President & CEO Pat O'Conner said, "Bill's passion for the game of baseball and his presence and input on the Board of Trustees helped grow the Minor League Baseball brand across the country."

In 2016, we expect more great action on the field. The 12th annual New York-Penn League All-Star Game will be hosted by the Hudson Valley Renegades (an affiliate of the Tampa Bay Rays) at Dutchess Stadium, located in Wappingers Falls, NY, on Tuesday, August 16th.

Thank you for joining us this season and helping the New York-Penn League continue its tradition as the most prestigious Short-Season league in professional baseball.

Very truly yours,

NEW YORK-PENN LEAGUE

Ben J. Hayes
President

NEW YORK-PENNSYLVANIA PROFESSIONAL BASEBALL LEAGUE

204 37TH AVENUE NORTH, NO. 366
ST. PETERSBURG, FL 33704
Phone: 727-289-7111 • Fax: 727-683-9691
Website: www.newyork-pennleague.com

President: Ben Hayes

President Emeritus: Hon. Robert Julian

Treasurer: Jon Dandes

League Historian: Charlie Wride

League Administrator: Laurie Hayes

Schedule Maker: Johns Hopkins University

Corporate Secretary: Doug Estes

League Intern: Makenzie Burrows

League Directors:
Glenn Valis (Aberdeen)
Mike Voutsinas (Auburn)
Naomi Silver (Batavia)
Steve Cohen (Brooklyn)
E. Miles Prentice (Connecticut)
Marvin Goldklang (Hudson Valley)
Jon Dandes (West Virginia)
TBD (Lowell)
Michael Savit (Mahoning Valley)
Chuck Greenberg (State College)
Glenn Reicin (Staten Island)
William L. Gladstone (Tri-City)
Kyle Bostwick (Vermont)
Peter Freund (Williamsport)

Schedule: 76 Games (per team)

Opening Date: June 17, 2016

Closing Date: September 5, 2016

All-Star Game: Tuesday, August 16, 2016 at Dutchess Stadium, Wappingers Falls, New York

League Statistician: Baseball Advanced Media
75 Ninth Avenue, New York, NY 10111
Phone: 212-485-3444

Division Structure:
Pinckney: Auburn, Batavia, West Virginia, Mahoning Valley, State College, Williamsport
McNamara: Aberdeen, Brooklyn, Hudson Valley, Staten Island
Stedler: Connecticut, Lowell, Tri-City, Vermont

Playoff Format: Division champions and wild-card team meet in best-of-3 semifinals. Winners meet in best-of-3 series for league championship.

Roster Limits: 35 active

2014 AND 2015 NEW YORK-PENN LEAGUE TOTAL ATTENDANCE

				Openings		Average	
Club	2014 Tot	2015 Tot	Change	2014	2015	2014	2015
Aberdeen	150,300	151,758	1,458	36	36	4,175	4,216
Auburn	44,640	50,670	6,030	36	36	1,240	1,408
Batavia	33,376	32,221	-1,155	35	35	954	921
Brooklyn	231,628	230,658	-970	37	37	6,260	6,234
Connecticut	78,118	78,588	470	37	34	2,111	2,311
Hudson Valley	159,084	163,767	4,683	37	37	4,300	4,426
Lowell	165,129	140,468	-24,661	38	37	4,346	3,796
Mah. Valley	109,545	111,079	1,534	35	37	3,130	3,002
State College	134,927	127,775	-7,152	37	38	3,647	3,363
Staten Island	122,442	119,195	-3,247	36	37	3,401	3,221
Tri-City	161,171	153,692	-7,479	38	36	4,241	4,269
Vermont	84,091	83,002	-1,089	37	37	2,273	2,243
West Virginia	-	83,796	-	-	37	-	2,265
Williamsport	61,249	64,081	2,832	35	36	1,750	1,780

2015 Total Attendance 1,590,750

2015 All-Star Game Attendance (Aberdeen, MD).....3,622

2015 Playoff Attendance (7 Games).....7,786

NYPL Scholarship Program

The NYPL Scholarship Program is open to any graduating senior from a public or private high school within the league's footprint, who has been accepted at any two or four-year college or university, vocational or technical education institution. Applicants will be judged based on academic performance, volunteer and extracurricular activities, and the impact their local NYPL club and Minor League Baseball has had on their lives.

The Scholarship Program consists of two stages - a local round and the league round. Students apply directly to their local NYPL team in the local round and one applicant is chosen by each of the 14 clubs to advance to the league round. The 14 local winners compete for three $2,500 scholarships and the other eleven local winners receive $250 each for books.

"The New York-Penn League Charitable Foundation initiated the scholarship program in 2009 as a way to assist high school seniors from within our league's footprint who not only meet and exceed traditional scholarship criteria, but have also demonstrated the positive benefits their local NYPL club has had on their life," said Ben J. Hayes, President of the New York-Penn League. "The Foundation is pleased to have this scholarship program in place and to support our 14 member clubs in their year-round community outreach efforts."

Students must have a 3.0 GPA (on a 4.0 scale) and participate in extracirricular activities. Applicants should also be involved with community service and must provide letters of recommendation, a copy of their high school transcript, and letter of acceptance to the college or university that they will attend.

In 2015 the three $2,500 scholarships were awarded to students representing the Aberdeen IronBirds, Mahoning Valley Scrappers, and Connecticut Tigers.

For more information visit:

www.NewYork-PennLeague.com

PONY/NY-PENN LEAGUE TEAMS (1939-PRESENT)

Aberdeen IronBirds
Auburn Americans
Auburn Astros
Auburn Doubledays
Auburn Mets
Auburn Phillies
Auburn Red Stars
Auburn Sunsets
Auburn Twins
Auburn Yankees
Batavia Clippers
Batavia Indians
Batavia Muckdogs
Batavia Pirates
Batavia Tigers
Batavia Trojans
Binghamton Triplets
Bradford Beagles
Bradford Bees
Bradford Blue Wings
Bradford Phillies
Bradford Yankees
Brooklyn Cyclones
Connecticut Tigers
Corning Athletics
Corning CorSox
Corning Independents
Corning Red Sox
Corning Royals
Elmira Pioneers
Elmira Red Sox
Elmira Suns
Erie Cardinals
Erie Orioles
Erie Sailors
Erie Sea Wolves
Erie Senators
Erie Tigers
Geneva Cubs
Geneva Red Legs
Geneva Senators
Geneva Twins
Glens Falls Redbirds
Hamilton Cardinals
Hamilton Red Birds
Hamilton Red Wings
Hornell Dodgers
Hornell Maple Leafs
Hornell Maples
Hornell Pirates
Hornell Reds
Hudson Valley Renegades
Jamestown Braves
Jamestown Dodgers
Jamestown Expos
Jamestown Falcons
Jamestown Jaguars
Jamestown Jammers
Jamestown Tigers
Little Falls Mets
Lockport Cubs
Lockport Reds
Lockport White Sox
Lockport Sox
London Pirates
Lowell Spinners
Mahoning Valley Scrappers
New Jersey Cardinals
Newark Co-Pilots
Newark Orioles
Niagara Falls Pirates
Niagara Falls Rainbows
Niagara Falls Rapids
Niagara Falls Sox
Olean Athletics
Olean Giants
Olean Oilers
Olean Red Sox
Olean Yankees
Oneonta Red Sox
Oneonta Tigers
Oneonta Yankees
Pittsfield Astros
Pittsfield Mets
Queens Kings
St. Catharines Blue Jays
St. Catharines Stompers
State College Spikes
Staten Island Yankees
Tri-City Valley Cats
Utica Blue Jays
Utica Blue Marlins
Utica Blue Sox
Utica Marlins
Vermont Expos
Vermont Lake Monsters
Watertown Indians
Watertown Pirates
Welland Pirates
Wellsville Braves
Wellsville Nitros
Wellsville Red Sox
Wellsville Rockets
Wellsville Senators
Wellsville Yankees
West Virginia Black Bears
Williamsport Astros
Williamsport Crosscutters
Williamsport Cubs
Williamsport Red Sox

The Power of Baseball and the Power of Caring.

CHARITABLE NEW YORK-PENN League FOUNDATION

The New York-Penn League Charitable Foundation, and its teams, donated over $4,000,000 dollars in goods and services throughout New York-Penn League communities in 2015. We're setting our goals even higher this year, and you can help, too! Hit a home run by spreading the word, and making a donation to the New York-Penn League Charitable Foundation.

For more information or to make a donation, visit the "Charitable Foundation" link at

NEWYORK-PENNLEAGUE.COM

ABERDEEN IRONBIRDS

Years in League:
2002–Present
Mailing Address:
873 Long Drive
Aberdeen, MD 21001
Telephone: 410-297-9292
Fax: 410-297-6653

E-Mail:
info@ironbirdsbaseball.com
Website:
www.ironbirdsbaseball.com

FRONT OFFICE STAFF

Chairman & Founder:
Cal Ripken Jr.
Executive VP:
Bill Ripken
Assistant General Manager:
Brad Cox
Vice President of Quality & Relationship Manager:
Glenn Valis
Office Coordinator:
Stephanie Robertson
Accounting Manager:
Elly Ripken
Head Groundskeeper:
Patrick Coakley

Video Prod. & Game Ent. Coordinator:
Tim Lockhart
Radio & Media Relations Manager:
Daniel Kurish
Accounting Assistants:
Austyn Ripken
Susan Culpepper
Human Resources Manager:
Lavorette Preston
Director of Ticket Operations:
Michael Ford
Director of Corp. Partnerships:
Jordan Carroll

Manager of Corp. Sales:
Mike Griffith
Manager of Corp. Partnership Services:
Megan Kerr
Merchandising Director:
Don Eney
Director of Food & Beverage:
Peter Bizon
Director of Ticket Sales:
Kevin Heilman
Account Representatives:
Ben Reece
Connor O'Malley
Angelique Abel

FIELD STAFF

Manager: Luis Pujols
Batting Coach: Scott Beerer
Pitching Coach: Justin Lord
Trainer: Marty Brinker
Strength & Conditioning: Creede Simpson

VISITING CLUB HOTEL

Courtyard by Marriott
830 Long Drive
Aberdeen, MD 21001
Contact: Patty Scott
Phone: 410-272-0440

UMPIRE HOTEL

Comfort Inn & Suites
980 Hospitality Way
Aberdeen, MD 21001
Contact: Matthew Fink
Phone: 410-273-6300
Mfink.comfortinn@outlook.com

LOCAL MEDIA

Newspapers: The Aegis, The Baltimore Sun
Television: NBC 11, ABC 2, CBS 13, FOX 45, CW 54,
Harford Cable Network, and via www.ironbirdsbaseball.com
Radio: 104.7 The Point

Assistant General Manager:
Brad Cox

IRONBIRDS 2016 SCHEDULE (Dates in blue indicate home games)

JUNE

Sunday	Monday	Tuesday	Wednesday	Thursday	Friday	Saturday
					17 HV 7:05	18 HV 7:05
19 SI 4:00	20 SI 7:00	21 SI 7:00	22 AUB 7:05	23 AUB 7:05	24 AUB 7:05	25 CT 7:05
26 CT 5:35	27 CT 7:05	28 VT 7:05	29 VT 7:05	30 VT 7:05		

JULY

Sunday	Monday	Tuesday	Wednesday	Thursday	Friday	Saturday
					1 LOW 7:05	2 LOW 5:05
3 LOW 5:05	4 WV 7:05	5 WV 7:05	6 WV 7:05	7	8 WIL 7:05	9 WIL 7:05
10 WIL 5:05	11 BRK 7:05	12 BRK 7:05	13 BRK 7:05	14 BAT 7:05	15 BAT 7:05	16 BAT 7:05
17 SI 5:35	18 SI 7:05	19 SI 7:05	20	21 BRK 7:00	22 BRK 7:00	23 BRK 6:00
24 HV 5:05	25 HV 7:05	26 HV 7:05	27	28 MV 7:05	29 MV 7:05	30 MV 7:05
31 BRK 4:00						

AUGUST

Sunday	Monday	Tuesday	Wednesday	Thursday	Friday	Saturday
	1 BRK 7:00	2 BRK 11:05	3 TC 7:05	4 TC 7:05	5 TC 7:05	6 CT 7:05
7 CT 4:05	8 CT 7:05	9 SI 7:05	10 SI 7:05	11 SI 7:05	12 LOW 7:05	13 LOW 7:05
14 LOW 5:35	15	16 All-Star Game	17 TC 7:00	18 TC 7:00	19 TC 7:00	20 VT 7:05
21 VT 5:35	22 VT 7:05	23 SI 7:00	24 SI 7:00	25 SI 7:00	26 HV 7:05	27 HV 7:05
28 HV 5:35	29 ST.C 7:05	30 ST.C 7:05	31 ST.C 7:05			

SEPTEMBER

Sunday	Monday	Tuesday	Wednesday	Thursday	Friday	Saturday
				1 BRK 7:05	2 BRK 7:05	3 BRK 7:05
4 HV 7:05	5 HV 1:05					

TICKET INFORMATION

Premium Box: $17
Field Box: $15
Loge Box: $14
Terrace Box: $13
Reserved: $11

BALTIMORE ORIOLES INFO

Director of Player Development:
Brian Graham
Director of Minor League Operations:
Kent Qualls

ORIOLES FARM SYSTEM

AAA: Norfolk Tides
AA: Bowie Baysox
A (Advanced): Frederick Keys
A: Delmarva Shorebirds
A (Short-Season): Aberdeen IronBirds
Rookie: GCL Orioles, DSL Orioles

STADIUM INFORMATION

Name: Ripken Stadium
Capacity: 6,000
Dimensions: LF 310, CF 400, RF 310
Year Opened: 2002

DIRECTIONS

From Baltimore, MD: Take I-95 N. Take the MD-22 exit number 85 towards Aberdeen/Churchville and bear right. Bear left at the fork at the top of the exit. Turn left onto MD-22 W/Aberdeen Trwy/Churchville Rd. Turn right onto Long Drive and follow to Ripken Stadium.

AUBURN DOUBLEDAYS

Years in League:
1958-1980, 1982–Present
Mailing Address:
130 North Division St.
Auburn, NY 13021
Telephone: 315-255-2489
Fax: 315-255-2675
E-Mail:info@auburndoubledays.com
Website:www.auburndoubledays.com

FRONT OFFICE STAFF

Operated by Auburn Community Baseball

General Manager:
Mike Voutsinas

Operations Manager:
Andrew Sagarin

Box Office Manager:
Nate Deavers

Accounting Manager:
Derek Wohlfarth

Sponsorship Services Manager:
Paul Mullin

Communications Associate:
Michael Tricarico

FIELD STAFF

Manager: Jerad Head
Hitting Coach: Mark Harris
Pitching Coach: Tim Redding
Trainer: Darren Yoos
Strength & Conditioning: Gabe Torres

VISITING CLUB HOTEL

Holiday Inn - Finger Lakes Region
75 North Street
Auburn, NY 13021
Phone: 315-253-4531
Contact: Deanna Lockwood
hiauburnsales@visions-hotels.com

UMPIRE HOTEL

Hilton Garden Inn
74 State St
Auburn, NY 13021
Phone: 315-252-5511
Contact: Jessica Cantu
jessica.cantu@hilton.com

LOCAL MEDIA

Radio: Finger Lakes News Radio 1590 AM & 98.1FM WAUB
Newspapers: The Citizen (Jeremy Houghtaling), Post Standard
Television: WSTM 3, WTVH 5, WSYR 9, Time Warner Cable News, Time Warner Cable Sports

General Manager:
Mike Voutsinas

DOUBLEDAYS 2016 SCHEDULE (Dates in blue indicate home games)

JUNE

Sunday	Monday	Tuesday	Wednesday	Thursday	Friday	Saturday
					17 BAT 7:05	18 BAT 7:05
19 MV 5:05	20 MV 7:05	21 MV 7:05	22 ABD 7:05	23 ABD 7:05	24 ABD 7:05	25 WIL 7:05
26 WIL 5:05	27 WIL 7:05	28 MV 7:05	29 MV 7:05	30 MV 7:05		

JULY

Sunday	Monday	Tuesday	Wednesday	Thursday	Friday	Saturday
					1 WV 7:05	2 WV 7:05
3 WV 4:05	4 LOW 7:05	5 LOW 7:05	6 LOW 7:05	7	8 ST. C 7:05	9 ST. C 7:05
10 ST. C 6:05	11 VT 7:05	12 VT 7:05	13 VT 12:05	14 WV 7:05	15 WV 7:05	16 WV
17 MV 5:05	18 MV 7:05	19 MV 7:05	20	21 ST. C 7:05	22 ST. C 7:05	23 ST. C 7:05
24 WIL 5:05	25 WIL 7:05	26 WIL 7:05	27	28 WV 7:05	29 WV 7:05	30 WV 7:05
31 SI 4:00						

AUGUST

Sunday	Monday	Tuesday	Wednesday	Thursday	Friday	Saturday
	1 SI 7:00	2 SI 11:00	3 ST.C 7:05	4 ST.C 7:05	5 ST.C 7:05	6 BAT 7:05
7 BAT 4:05	8 BAT 7:05	9 CT 7:05	10 CT 7:05	11 CT 7:05	12 BAT 7:05	13 BAT 7:05
14 BAT 2:05	15	16 All-Star Game	17 HV 7:05	18 HV 7:05	19 HV 7:05	20 WIL 7:05
21 WIL 5:05	22 WIL 7:05	23 TC 7:05	24 TC 7:05	25 TC 7:05	26 ST.C 7:05	27 ST.C 7:05
28 ST.C 5:05	29 BRK 7:00	30 BRK 7:00	31 BRK 7:00			

SEPTEMBER

Sunday	Monday	Tuesday	Wednesday	Thursday	Friday	Saturday
				1 WV 7:05	2 WV 7:05	3 WV 7:05
4 BAT 4:05	5 BAT 1:05					

TICKET INFORMATION

Box Seats: Adults: $9
Seniors & Children: $7

General Admission: Adults: $6
Seniors & Children: $5

WASHINGTON NATIONALS INFO

Assistant General Manager & Vice President, Player Development & Pro Scouting: Doug Harris

Director, Player Development: Mark Scialabba

NATIONALS FARM SYSTEM

AAA: Syracuse Chiefs
AA: Harrisburg Senators
A (Advanced): Potomac Nationals
A: Hagerston Suns
A (Short-Season): Auburn Doubledays
Rookie: GCL Nationals

STADIUM INFORMATION

Name: Leo Pinckney Field at Falcon Park
Capacity: 2,800
Dimensions: LF 330, CF 400, RF 330
Year Opened: 1995

DIRECTIONS

From NY State Thruway: Take Exit 40 to Route 34 South. After 8 miles turn right on York St. After 1 mile turn left on N. Division St. Falcon Park will be one mile ahead on the left.
From Routes 5 & 20: Turn right on Columbus St from Routes 5 & 20 West or turn left on Columbus St from Routes 5 & 20 East. Stay straight as Columbus Ave becomes N Division St. Falcon Park will be one mile ahead on the right.

BATAVIA MUCKDOGS

Years in League:
1939-53, '57-'59, '61–Present

Mailing Address:
299 Bank Street
Batavia, NY 14020

Telephone:
585-343-5454

Fax:
585-343-5620

E-Mail:
tsick@muckdogs.com

Website:
www.muckdogs.com

FRONT OFFICE STAFF

Operated by: Red Wings Management, LLC

Chief Operating Officer:
Naomi Silver

General Manager:
Travis Sick

Clubhouse Manager:
John Versage

Director of Ticket Operations:
Josh Swan

Food & Beverage Manager:
Keith Yohe

Director of Stadium Grounds:
Don Rock

Director of Merchandising:
Kathy Bills

FIELD STAFF

Manager: Angel Espada
Batting Coach: Luis Quinones
Pitching Coach: Chad Rhoades
Trainer: Eric Reigelsberger

VISITING CLUB HOTEL

Days Inn
200 Oak Street
Batavia, NY 14020
Phone: 585-343-6000
Contact: Chaya Joshi

UMPIRE HOTEL

Best Western Crown Inn & Suites
8210 Park Rd.
Batavia, NY 14020
Phone: 585-343-8882
Contact: Sue Gerber

LOCAL MEDIA

Radio: WBTA-1490-AM - Jonny Wincott
Newspapers: Batavia Daily News

COO:
Naomi Silver

General Manager:
Travis Sick

MUCKDOGS 2016 SCHEDULE (Dates in blue indicate home games)

JUNE

Sunday	Monday	Tuesday	Wednesday	Thursday	Friday	Saturday
					17 AUB 7:05	18 AUB 7:05
19 WV 4:05	20 WV 7:05	21 WV 7:05	22 ST.C 7:05	23 ST.C 7:05	24 ST.C 7:05	25 MV 7:05
26 MV 4:05	27 MV 7:05	28 WV 7:05	29 WV 7:05	30 WV 7:05		

JULY

Sunday	Monday	Tuesday	Wednesday	Thursday	Friday	Saturday
					1 WIL 7:05	2 WIL 7:05
3 WIL 7:05	4 BRK 7:05	5 BRK 7:05	6 BRK 7:05	7 7:05	8 VT 7:05	9 VT 6:05
10 VT 5:05	11 WIL 7:05	12 WIL 7:05	13 WIL 7:05	14 ABD 7:05	15 ABD 7:05	16 ABD 7:05
17 TC 5:00	18 TC 7:00	19 TC 11:00	20	21 WIL 7:05	22 WIL 7:05	23 WIL 7:05
24 ST.C 4:05	25 ST.C 7:05	26 ST.C 11:05	27	28 LOW 7:05	29 LOW 7:05	30 LOW 5:05
31 HV 5:05						

AUGUST

Sunday	Monday	Tuesday	Wednesday	Thursday	Friday	Saturday
	1 HV 7:05	2 HV 7:05	3 CT 7:05	4 CT 7:05	5 CT 7:05	6 AUB 7:05
7 AUB 4:05	8 AUB 7:05	9 MV 7:05	10 MV 7:05	11 MV 7:05	12 AUB 7:05	13 AUB 7:05
14 AUB 2:05	15	16 All-Star Game	17 MV 7:05	18 MV 7:05	19 MV 7:05	20 WV 7:05
21 WV 4:05	22 WV 7:05	23 ST.C 7:05	24 ST.C 7:05	25 ST.C 7:05	26 SI 7:05	27 SI 7:05
28 SI 1:05	29 WV 7:05	30 WV 7:05	31 WV 7:05			

SEPTEMBER

Sunday	Monday	Tuesday	Wednesday	Thursday	Friday	Saturday
				1 WIL 7:05	2 WIL 7:05	3 WIL 7:05
4 AUB 4:05	5 AUB 1:05					

TICKET INFORMATION

Box Seats: $8

General Admission: (Adults) $7
General Admission: (Child/Senior) $6

MIAMI MARLINS INFO

Farm Director:
Marc Delpiano
Phone: 786-801-7091
Email: mdelpiano@marlins.com

MARLINS FARM SYSTEM

AAA: New Orleans Zephyers
AA: Jacksonville Suns
A (Advanced): Jupiter Hammerheads
A: Greensboro Grasshoppers
A (Short-Season): Batavia Muckdogs
Rookie: GCL Marlins, DSL Marlins

STADIUM INFORMATION

Name: Dwyer Stadium
Capacity: 2,600

Dimensions: LF 325, CF 400, RF 325
Year Opened: 1996

DIRECTIONS

I-90 to exit 48, left on Route 98 south, left on Richmond Ave., left on Bank St. Dwyer Stadium is on the left.

BROOKLYN CYCLONES

Years in League:
2001–Present
Mailing Address:
1904 Surf Avenue
Brooklyn, NY 11224
Telephone:718-449-8497
Fax: 718-449-6368
E-Mail:
info@brooklyncyclones.com
Website:
www.brooklyncyclones.com

FRONT OFFICE STAFF

Vice President:
Steve Cohen

General Manager:
Kevin Mahoney

Assistant General Manager:
Gary Perone

Director of Communications:
Billy Harner

Ticket Operations Manager:
Greg Conway

Head Groundskeeper:
Max Colten

Marketing Manager
Kaitlyn Coufal

Community Outreach & Promotions:
Guy Zoda

Graphics Manager:
Kevin Jimenez

Operations Manager:
Vladimir Lipsman

Community Relations Assistant:
Sharon Lundy-Ross

Staff Accountant:
Tatiana Isdith

Account Executives:
Craig Coughlin
Nicole Kneessy
Ricky Viola
Thomas Cardona
Thomas Cox
Peter Talman
Brian Kelly
Rafael Guerrero

Accounts Payable Clerk:
Angela Antonello-Karlsberg

Director of Special Projects:
Gabrielle Spinelli

FIELD STAFF

Manager: Tom Gamboa
Hitting Coach: Sean Ratliff
Pitching Coach: Billy Bryk Jr.
Athletic Trainer: Gavin Grosh
Coach: Edgardo Alfonzo
Strength & Conditioning Trainer: Joe Lego

VISITING CLUB HOTEL

Holiday Inn Express
625 Union Street
Brooklyn, NY 11215
Phone: 347-750-2103

UMPIRE HOTEL

Best Western Plus Prospect Park
764 4th Avenue
Brooklyn, NY 11232
Phone: 718-768-3100

LOCAL MEDIA

Broadcaster: Stuart Johnson (FM 90.3 WKRB)
Newspapers: NY Daily News, NY Post, The New York Times, Newsday

Vice President:
Steve Cohen

General Manager:
Kevin Mahoney

CYCLONES 2016 SCHEDULE (Dates in blue indicate home games)

JUNE

Sunday	Monday	Tuesday	Wednesday	Thursday	Friday	Saturday
					17 SI 7:00	18 SI 7:00
19 TC 4:00	20 TC 7:00	21 TC 7:00	22 CT 7:05	23 CT 7:05	24 CT 7:05	25 HV 6:00
26 HV 4:00	27 HV 7:00	28 ST.C 7:05	29 ST.C 7:05	30 ST.C 7:05		

JULY

Sunday	Monday	Tuesday	Wednesday	Thursday	Friday	Saturday
					1 CT 7:00	2 CT 6:00
3 CT 6:00	4 BAT 7:05	5 BAT 7:05	6 BAT 7:05	7	8 HV 7:00	9 HV 6:00
10 HV 1:00	11 ABD 7:05	12 ABD 7:05	13 ABD 7:05	14 LOW 7:00	15 LOW 7:00	16 LOW 6:00
17 HV 5:05	18 HV 11:05	19 HV 7:05	20	21 ABD 7:00	22 ABD 7:00	23 ABD 6:00
24 SI 4:00	25 SI 7:00	26 SI 7:00	27	28 VT 7:05	29 VT 7:05	30 VT 6:05
31 ABD 4:00						

AUGUST

Sunday	Monday	Tuesday	Wednesday	Thursday	Friday	Saturday
	1 ABD 7:00	2 ABD 7:00	3 HV 7:05	4 HV 7:05	5 HV 7:05	6 TC 7:00
7 TC 5:00	8 TC 7:00	9 VT 7:00	10 VT 7:00	11 VT 7:00	12 WV 7:00	13 WV 6:00
14 WV 4:00	15	16 All-Star Game	17 SI 7:00	18 SI 7:00	19 SI 7:00	20 LOW 5:05
21 LOW 5:05	22 LOW 7:05	23 MV 7:00	24 MV 7:00	25 MV 7:00	26 WIL 7:05	27 WIL 7:05
28 WIL 7:05	29 AUB 7:00	30 AUB 7:00	31 AUB 7:00			

SEPTEMBER

Sunday	Monday	Tuesday	Wednesday	Thursday	Friday	Saturday
				1 ABD 7:05	2 ABD 7:05	3 ABD 7:05
4 SI 6:00	5 SI 7:00					

TICKET INFORMATION

Field Box: $17 **Box:** $14 **Bleacher:** $10

NEW YORK METS INFO

Player Development & Amature Scouting:
Paul DePodesta

METS FARM SYSTEM

AAA: Las Vegas 51s
AA: Binghamton Mets
A (Advanced): St. Lucie Mets
A: Savannah Sand Gnats
A (Short-Season): Brooklyn Cyclones
Rookie: Kingsport Mets, GCL Mets, DSL Mets

STADIUM INFORMATION

Name: MCU Park
Capacity: 7,500
Dimensions: LF 315, CF 412, RF 325
Year Opened: 2001

DIRECTIONS

From the West: Take the Belt Parkway East to Cropsey Avenue/Coney Island (exit 6). At the end of the ramp, make a right onto Cropsey Avenue. Continue straight in the middle lane, as Cropsey turns into W. 17th Street. MCU Park is directly ahead, approximately 3 blocks.

CONNECTICUT TIGERS

Years in League:
2010–Present
Mailing Address:
Dodd Stadium
14 Stott Avenue
Norwich, CT 06360
Telephone:
860-887-7962

Fax: 860-886-5996
Email:
info@cttigers.com
Website:
www.cttigers.com



FRONT OFFICE STAFF

Senior Vice President:
C.J. Knudsen

General Manager:
Dave Schermerhorn

Director of Sales
Brent Southworth

Director of Concessions & Merchandise
Heather Bartlett

Box Office Manager
Josh Postler

Heads Groundskeeper
Ryan Lefler

Radio Broadcaster:
Chris Jones

FIELD STAFF

Manager: Mike Rabelo
Hitting Coach: Mike Hessman
Pitching Coach: Ace Adams
Athletic Trainer: Chris Vick
Strength & Conditioning: Matt Rosenhammer

VISITING CLUB HOTEL

Holiday Inn Norwich
10 Laura Blvd.
Norwich, CT 06360
Contact: Deanna Dufault
Phone: 860-889-5201

UMPIRE HOTEL

Comfort Suites
275 Otrobando Avenue
Norwich, CT 06360
Contact: Sabrina McIntyre
Phone: 860-892-9292

LOCAL MEDIA

Radio: Chris Jones, WICH 1310 AM (Flagship)
Newspapers: Norwich Bulletin, The Day (New London), Hartford Courant
Television: WFSB-Channel 3, WTIC-FOX 61, WTNH-Channel 8, WVIT-NBC 30

Senior Vice President:
C.J. Knudsen

General Manager:
Dave Schermerhorn

TIGERS 2016 SCHEDULE (Dates in blue indicate home games)

JUNE

Sunday	Monday	Tuesday	Wednesday	Thursday	Friday	Saturday
					17 TC 7:00	18 TC 7:00
19 VT 5:05	20 VT 7:05	21 VT 7:05	22 BRK 7:05	23 BRK 7:05	24 BRK 7:05	25 ABD 7:05
26 ABD 5:35	27 ABD 7:05	28 LOW 7:05	29 LOW 7:05	30 LOW 7:05		

JULY

Sunday	Monday	Tuesday	Wednesday	Thursday	Friday	Saturday
					1 BRK 7:05	2 BRK 6:00
3 BRK 6:00	4 WIL 7:05	5 WIL 7:05	6 WIL 7:05	7	8 LOW 7:05	9 LOW 5:05
10 LOW 5:05	11 ST.C 7:05	12 ST.C 7:05	13 ST.C 11:05	14 TC 7:00	15 TC 7:00	16 TC 7:00
17 VT 4:05	18 VT 7:05	19 VT 7:05	20	21 WV 7:05	22 WV 7:05	23 WV 7:05
24 MV 4:05	25 MV 7:05	26 MV 7:05	27	28 TC 7:05	29 TC 7:05	30 TC 7:05
31 VT 5:05						

AUGUST

Sunday	Monday	Tuesday	Wednesday	Thursday	Friday	Saturday
	1 VT 7:05	2 VT 11:05	3 BAT 7:05	4 BAT 7:05	5 BAT 7:05	6 ABD 7:05
7 ABD 4:05	8 ABD 7:05	9 AUB 7:05	10 AUB 7:05	11 AUB 7:05	12 HV 7:05	13 HV 7:05
14 HV 4:05	15	16 All-Star Game	17 LOW 7:05	18 LOW 7:05	19 LOW 7:05	20 SI 7:05
21 SI 4:05	22 SI 7:05	23 HV 7:05	24 HV 7:05	25 HV 7:05	26 VT 7:05	27 VT 7:05
28 VT 4:05	29 SI 7:00	30 SI 7:00	31 SI 7:00			

SEPTEMBER

Sunday	Monday	Tuesday	Wednesday	Thursday	Friday	Saturday
				1 LOW 7:05	2 LOW 7:05	3 LOW 7:05
4 TC 4:05	5 TC 1:05					

TICKET INFORMATION

The Yard Bar & Grill: $20
Reserved Seat: $9
Premium Box Seat: $10
Grandstand Seat: $8

DETROIT TIGERS INFO

Director of Minor League Operations:
Dan Lunetta
Phone: 313-471-2059
Fax: 313-471-2099

TIGERS FARM SYSTEM

AAA: Toledo Mud Hens
AA: Erie SeaWolves
A (Advanced): Lakeland Flying Tigers
A: West Michigan Whitecaps
A (Short-Season): Connecticut Tigers
Rookie: GCL Tigers, DSL Tigers, VSL Tigers

STADIUM INFORMATION

Name: Dodd Stadium
Capacity: 6,270
Playing Surface: Grass
Dimensions: LF 309, CF 401, RF 309
Year Opened: 1995

DIRECTIONS

From West (Hartford/Middletown Areas) Take Route 2 East to Exit 27 (Yantic). At the end of the exit ramp, take a right. Bear right onto Route 32 North (towards Willimantic). At the third light, take a right onto New Park Avenue, which brings you into the Norwich Industrial Park. Follow the green and white Dodd Stadium signs until you see the stadium on the right.

HUDSON VALLEY RENEGADES

Years in League:
1994–Present
Mailing Address:
P.O. Box 661
Fishkill, NY 12524
Telephone: 845-838-0094

Fax: 845-838-0014
E-Mail:
info@hvrenegades.com
Website:
hvrenegades.com

FRONT OFFICE STAFF

President:
Jeff Goldklang
Senior Vice President & General Manager:
Eben Yager
Vice President:
Rick Zolzer
Assistant General Manager :
Sean Kammerer
Assistant General Manager:
Kristen Huss
Vice President of Corporate Partnerships:
Mike Mazzuca
Director of Ticket Sales:
Jon Basil

Stadium Operations Manager & Youth Sports Coordinator:
Chris Lynch
Stadium Events Coordinator & Head Groundskeeper:
Tim Merante
Director of Baseball Operations:
Joe Ausanio
Director of Business Operations:
Vicky DeFreese
Manager of New Business Development:
Dave Neff

New Business Development Associate:
Chris Winslow
Ticket Sales & Marketing Executive:
Kasey Commander
Ticket Sales & Operations Associate:
Dan Horne
Ticket Sales & Marketing Executive:
Casey Vecchio
Director of Food & Beverage/Merchandise:
Teri Bettencourt
Community Relations Specialist:
Bob Outer

FIELD STAFF

Manager: Tim Parenton
Pitching Coach: Brian Reith
Batting Coach: Craig Albernaz

VISITING CLUB HOTEL

Magnuson Hotel
20 Schuyler Blvd, Fishkill, NY 12524
Phone: (845) 896-4995 - Fax: (845) 896-6631

UMPIRE HOTEL

Hampton Inn
544 Route 9, Fishkill, NY 12524
Phone: (845) 896-4000

LOCAL MEDIA

Flagship Stations: WKIP 1450-AM, WKIP 1370-AM;
On-line at www.hvrenegades.com
Newspapers: Poughkeepsie Journal, Times Herald-Record
Television: YNN, Cablevision

Senior Vice President & General Manager: Eben Yager

Vice President: Rick Zolzer

RENEGADES 2016 SCHEDULE (Dates in blue indicate home games)

JUNE

Sunday	Monday	Tuesday	Wednesday	Thursday	Friday	Saturday
					17 ABD 7:05	18 ABD 7:05
19 ST.C 6:05	20 ST.C 7:05	21 ST.C 7:05	22 LOW 7:05	23 LOW 7:05	24 LOW 7:05	25 BRK 6:00
26 BRK 4:00	27 BRK 7:00	28 SI 7:05	29 SI 7:00	30 SI 7:05		

JULY

Sunday	Monday	Tuesday	Wednesday	Thursday	Friday	Saturday
					1 TC 7:05	2 TC 7:05
3 TC 5:05	4 SI 7:00	5 SI 7:05	6 SI 11:00	7	8 BRK 7:00	9 BRK 6:00
10 BRK 1:00	11 WV 7:05	12 WV 7:05	13 WV 7:05	14 SI 7:00	15 SI 7:05	16 SI 7:00
17 BRK 5:05	18 BRK 11:05	19 BRK 7:05	20	21 VT 7:05	22 VT 7:05	23 VT 6:05
24 ABD 5:05	25 ABD 7:05	26 ABD 7:05	27	28 SI 7:05	29 SI 7:00	30 SI 7:05
31 BAT 5:05						

AUGUST

Sunday	Monday	Tuesday	Wednesday	Thursday	Friday	Saturday
	1 BAT 7:05	2 BAT 7:05	3 BRK 7:05	4 BRK 7:05	5 BRK 7:05	6 MV 7:05
7 MV 5:05	8 MV 7:05	9 WIL 7:05	10 WIL 7:05	11 WIL 7:05	12 CT 7:05	13 CT 7:05
14 CT 4:05	15	16 All-Star Game	17 AUB 7:05	18 AUB 7:05	19 AUB 7:05	20 TC 7:00
21 TC 5:00	22 TC 7:00	23 CT 7:05	24 CT 7:05	25 CT 7:05	26 ABD 7:05	27 ABD 7:05
28 ABD 5:35	29 LOW 7:05	30 LOW 7:05	31 LOW 7:05			

SEPTEMBER

Sunday	Monday	Tuesday	Wednesday	Thursday	Friday	Saturday
				1 VT 7:05	2 VT 7:05	3 VT 7:05
4 ABD 7:05	5 ABD 1:05					

Premium Box: $15 **Box:** $14 **Reserved:** $11 **Res. Grandstand:** $8
Switch Hitter: $8 **Gen. Admission:** $6 **Corona Cove:** $6

TAMPA BAY RAYS INFO

Director of Minor League Operations:
Mitch Lukevics

Phone: 727-825-3267
Fax: 727-825-3493

RAYS FARM SYSTEM

AAA: Durham Bulls
AA: Montgomery Biscuits
A: Charlotte Stone Crabs
A: Bowling Green Hot Rods
A (Short-Season): Hudson Valley Renegades
Rookie: Princeton Rays, GCL Rays

STADIUM INFORMATION

Name: Dutchess Stadium
Address: 1500 Route 9D
Wappingers Falls, NY 12590

Capacity: 4,494
Dimensions: LF 325, CF 400, RF 325
Year Opened: 1994

DIRECTIONS

From East: I-84 W to Rt 9D (exit 11) North one mile to Stadium.

From North, South, West: NYS thruway to exit 17 Newburgh, To I-84 E over the Newburgh-Beacon Bridge to Rt 9D (exit 11) North one mile to Stadium.

LOWELL SPINNERS

Years in League:
1996–Present
Mailing Address:
450 Aiken St.
Lowell, MA 01854
Telephone:
978-459-2255

Fax:978-459-1674
E-Mail:
info@lowellspinners.com
Website:
www.lowellspinners.com

FRONT OFFICE STAFF

Principal Owner, CEO: Drew Weber
General Manager: Shawn Smith
Assistant General Manager: Justin Williams
Executive Vice President of Sales: Brian Lindsay

Vice President of Facility Management: Gareth Markey
Vice President/ Corporate Controller: Priscilla Harbour
Director of Merchandising: Jeff Cohen

Vice President of Ticket Operations: Jon Healy
Ticket Office Manager: TJ Konstant
Head Groundskeeper: Jon Sheehan
Creative Services Representative: Connor Sullivan

FIELD STAFF

Manager: Iggy Suarez
Hitting Coach: Wilton Veras
Pitching Coach: Lance Carter

VISITING CLUB HOTEL

Radisson of Chelmsford
10 Independence Drive, Chelmsford, MA 01824
Phone: 978-256-0800
Fax: 978-256-0750

UMPIRE HOTEL

The Courtyard by Marriot
30 Industrial Avenue East, Lowell, MA 01852
Phone: 978-458-7575
Fax: 978-458-1302

LOCAL MEDIA

Radio: WCAP 980 AM
Newspapers: Lowell Sun, Daily Times Chronicle, Lawrence Eagle Tribune

General Manager:
Shawn Smith

SPINNERS 2016 SCHEDULE (Dates in blue indicate home games)

JUNE

Sunday	Monday	Tuesday	Wednesday	Thursday	Friday	Saturday
					17 VT 7:05	18 VT 5:05
19 WIL 5:05	20 WIL 7:05	21 WIL 7:05	22 HV 7:05	23 HV 7:05	24 HV 7:05	25 TC 5:05
26 TC 5:05	27 TC 7:05	28 CT 7:05	29 CT 7:05	30 CT 7:05		

JULY

Sunday	Monday	Tuesday	Wednesday	Thursday	Friday	Saturday
					1 ABD 7:05	2 ABD 5:05
3 ABD 5:05	4 AUB 7:05	5 AUB 7:05	6 AUB 7:05	7	8 CT 7:05	9 CT 5:05
10 CT 5:05	11 SI 7:05	12 SI 7:05	13 SI 11:05	14 BRK 7:00	15 BRK 7:00	16 BRK 6:00
17 ST.C 5:05	18 ST.C 7:05	19 ST.C 7:05	20	21 MV 7:05	22 MV 7:05	23 MV 7:05
24 WV 4:05	25 WV 7:05	26 WV 7:05	27	28 BAT 7:05	29 BAT 7:05	30 BAT 5:05
31 TC 5:00						

AUGUST

Sunday	Monday	Tuesday	Wednesday	Thursday	Friday	Saturday
	1 TC 7:00	2 TC 11:00	3 VT 7:05	4 VT 7:05	5 VT 7:05	6 SI 7:00
7 SI 4:00	8 SI 7:00	9 TC 7:05	10 TC 7:05	11 TC 7:05	12 ABD 7:05	13 ABD 7:05
14 ABD 5:35	15	16 All-Star Game	17 CT 7:05	18 CT 7:05	19 CT 7:05	20 BRK 5:05
21 BRK 5:05	22 BRK 7:05	23 VT 7:05	24 VT 7:05	25 VT 7:05	26 TC 7:00	27 TC 7:00
28 TC 5:00	29 HV 7:05	30 HV 7:05	31 HV 7:05			

SEPTEMBER

Sunday	Monday	Tuesday	Wednesday	Thursday	Friday	Saturday
				1 CT 7:05	2 CT 7:05	3 CT 7:05
4 VT 5:05	5 VT TBD					

TICKET INFORMATION

Premium Box: $10 **Box:** $9 **Reserved:** $7

BOSTON RED SOX INFO

Director of Player Development:
Ben Crockett

RED SOX FARM SYSTEM

AAA: Pawtucket Red Sox
AA: Portland Sea Dogs
A (Advanced): Salem Red Sox
A: Greenville Drive
A (Short-Season): Lowell Spinners
Rookie: GCL Red Sox, DSL Red Sox

STADIUM INFORMATION

Name: Edward A. LaLacheur Park
Capacity: 4,842
Dimensions: RF 301, CF 400, LF 337
Year Opened: 1998

DIRECTIONS

Route I-495 or Route 3 to Lowell Connector. Follow Connector to exit 5B, Thorndike Street. Follow Thorndike Street past City Hall. Take left at Father Morrissette Blvd. At second light, turn right on Aiken. Ballpark will be ahead.

MAHONING VALLEY SCRAPPERS

Mailing Address: 111 Eastwood Mall Blvd.
Niles, OH 44446
Telephone: 330-505-0000
Fax: 330-505-9696
E-Mail: info@mvscrappers.com
Website: www.mvscrappers.com

FRONT OFFICE STAFF

Managing General Partner:
Mike Savit
Vice President/ General Manager:
Jordan Taylor
Group Sales Manager:
Chris Sumner
Accounting Manager:
Roxanne Herrington

Assistant General Manager of Sales:
Matt Thompson
Assistant General Manager of Operations:
Brad Hooser
Assistant General Manager of Marketing:
Heather Sahli

Community Relations Manager:
Kate Walsh
Head Groundskeeper:
Ryan Olszewski
Box Office Manager:
Tyler Adams
Media Relations:
Tim Pozgai

FIELD STAFF

Manager: Edwin Rodriguez
Hitting Coach: Justin Toole
Pitching Coach: Tighe Dickinson
Trainer: Jake Legan
Strength Coach: Jake Sankal
Clubhouse Manager: Murphy Miller

VISITING CLUB HOTEL

Days Inn and Suites
1615 E. Liberty St.
Girard, OH 44420
Phone: 330-759-9820
Contact: Mr. Dasai

UMPIRE HOTEL

Hampton Inn Youngstown
4400 Belmont Avenue
Youngstown, OH 44505
Phone: 330-759-9555
Contact: Gina Larney

LOCAL MEDIA

Radio: 1240 WBBW
(Radio Announcer Tim Pozgai)
Newspapers: Warren Tribune Chronicle
Youngstown Vindicator
Television: WFMJ 21
WKBN 27
WYTV 33

General Manager: Jordan Taylor

SCRAPPERS 2016 SCHEDULE (Dates in blue indicate home games)

JUNE

Sunday	Monday	Tuesday	Wednesday	Thursday	Friday	Saturday
					17 WV 7:05	18 WV 7:05
19 AUB 5:05	20 AUB 7:05	21 AUB 7:05	22 WIL 7:05	23 WIL 7:05	24 WIL 7:05	25 BAT 7:05
26 BAT 4:05	27 BAT 7:05	28 AUB 7:05	29 AUB 7:05	30 AUB 7:05		

JULY

Sunday	Monday	Tuesday	Wednesday	Thursday	Friday	Saturday
					1 ST.C 7:05	2 ST.C 7:05
3 ST.C 6:05	4 VT 7:05	5 VT 7:05	6 VT 7:05	7	8 SI 7:00	9 SI 7:00
10 SI 4:00	11 TC 7:05	12 TC 7:05	13 TC 7:05	14 ST.C 7:05	15 ST.C 7:05	16 ST.C 7:05
17 AUB 5:05	18 AUB 7:05	19 AUB 7:05	20	21 LOW 7:05	22 LOW 7:05	23 LOW 7:05
24 CT 4:05	25 CT 7:05	26 CT 7:05	27	28 ABD 7:05	29 ABD 7:05	30 ABD 7:05
31 WIL 4:05						

AUGUST

Sunday	Monday	Tuesday	Wednesday	Thursday	Friday	Saturday
	1 WIL 7:05	2 WIL 7:05	3 WV 7:05	4 WV 7:05	5 WV 7:05	6 HV 7:05
7 HV 5:05	8 HV 7:05	9 BAT 7:05	10 BAT 7:05	11 BAT 7:05	12 WIL 7:05	13 WIL 7:05
14 WIL 4:05	15	16 All-Star Game	17 BAT 7:05	18 BAT 7:05	19 BAT 7:05	20 ST.C 7:05
21 ST.C 4:05	22 ST.C 7:05	23 BRK 7:00	24 BRK 7:00	25 BRK 7:00	26 WV 7:05	27 WV 7:05
28 WV 4:05	29 WIL 7:05	30 WIL 7:05	31 WIL 7:05			

SEPTEMBER

Sunday	Monday	Tuesday	Wednesday	Thursday	Friday	Saturday
				1 ST.C 7:05	2 ST.C 7:05	3 ST.C 7:05
4 WV 4:05	5 WV 1:05					

TICKET INFORMATION

Premium Box: $12 **Box:** $10 **General Admission:** $10

CLEVELAND INDIANS INFO

Director of Player Development:
Carter Hawkins
E-mail: chawkins@indians.com

INDIANS FARM SYSTEM

AAA: Columbus Clippers
AA: Akron Rubberducks
A (Advanced): Lynchburg Hillcats
A: Lake County Captains
A (Short-Season): Mahoning Valley Scrappers
Rookie: AZL Indians, DSL Indians

STADIUM INFORMATION

Name: Eastwood Field
Capacity: 6,000
Dimensions: LF 335, CF 405, RF 335
Year Opened: 1999

DIRECTIONS

From East or West: Take I-80 to Rt. 11 North.
Exit onto Rt. 82 West, then onto Rt. 46 South. The Mall & Field are one mile down on the right.

From North or South: Take Rt. 11. Exit onto Rt. 82 West then onto Rt. 46 South. The Mall & Field are one mile down on the right.

STATE COLLEGE SPIKES

Years in League:
2006–Present
Mailing Address:
112 Medlar Field at Lubrano Park
State College, PA 16802
Telephone: 814-272-1711

Toll Free: 877-99-Spikes
Fax: 814-272-1718
E-Mail: frontoffice@statecollegespikes.com
Website:
www.statecollegespikes.com



FRONT OFFICE STAFF

Operated by: Spikes Baseball LP

Chairman & Managing Partner:
Chuck Greenberg
President:
Jason Dambach
General Manager:
Scott Walker
Assistant General Manager of Operations:
Dan Petrazzolo
Senior Sales Director:
Brian DeAngelis

Manager of Ticket Sales:
Erik Hoffman
Ticket Account Executive:
Brittany Ferrizzi
Director of Promotions and In-Game Entertainment:
Ben Love
Accounting Manager:
Karen Mahon
Manager of Box Office & Business Operations:
Stephen Christ

Senior Sports Turf Manager:
Matt Neri
Director of Food and Beverage:
Anthony Sforza
Manager of Communications:
Joe Putnam
Off the Rack Outfitters Team Store Manager:
Julie Henry

FIELD STAFF

Manager: Johnny Rodriguez
Hitting Coach: Roger LaFrancois
Pitching Coach: Darwin Marrero
Coach: C.J. Beatty

Athletic Trainer: Chris Whitman
Strength & Conditioning Coach: Frank Spinelli

VISITING CLUB HOTEL

Ramada Conference Center
1450 South Atherton St.
State College, PA 16801
Phone: 814-238-3001
Contact: Jennifer Brooks-Stahl

UMPIRE HOTEL

Courtyard State College
1730 University Drive
State College, PA 16801
Phone: (814) 238-1881
Contact: Christina Eberhart

LOCAL MEDIA

Radio: WRSC AM 1390 (flagship)
Newspapers: Centre Daily Times; Lewistown Sentinel; Altoona Mirror; Daily Collegian; Lock Haven Express
Television: WTAJ–TV 10 (CBS); WJAC–TV 6 (NBC); WWCP-TV 8 (Fox); WATM-TV 23 (ABC); WHVL-TV 29 (MyNetwork TV)

Chairman & Managing Partner:
Chuck Greenberg



General Manager:
Scott Walker

SPIKES 2016 SCHEDULE (Dates in blue indicate home games)

JUNE

Sunday	Monday	Tuesday	Wednesday	Thursday	Friday	Saturday
					17 WIL 7:05	18 WIL 7:05
19 HV 6:05	20 HV 7:05	21 HV 7:05	22 BAT 7:05	23 BAT 7:05	24 BAT 7:05	25 WV 7:05
26 WV 4:05	27 WV 7:05	28 BRK 7:05	29 BRK 7:05	30 BRK 7:05		

JULY

Sunday	Monday	Tuesday	Wednesday	Thursday	Friday	Saturday
					1 MV 7:05	2 MV 7:05
3 MV 6:05	4 TC 6:30	5 TC 7:00	6 TC 7:00	7	8 AUB 7:05	9 AUB 7:05
10 AUB 6:05	11 CT 7:05	12 CT 7:05	13 CT 11:05	14 MV 7:05	15 MV 7:05	16 MV 7:05
17 LOW 5:05	18 LOW 7:05	19 LOW 7:05	20	21 AUB 7:05	22 AUB 7:05	23 AUB 7:05
24 BAT 4:05	25 BAT 7:05	26 BAT 7:05	27	28 WIL 7:05	29 WIL 7:05	30 WIL 7:05
31 WV 6:05						

AUGUST

Sunday	Monday	Tuesday	Wednesday	Thursday	Friday	Saturday
	1 WV 7:05	2 WV 12:00	3 AUB 7:05	4 AUB 7:05	5 AUB 7:05	6 VT 6:05
7 VT 5:05	8 VT 7:05	9 WV 7:05	10 WV 7:05	11 WV 7:05	12 SI 7:05	13 SI 7:05
14 SI 6:05	15	16 All-Star Game	17 WIL 7:05	18 WIL 7:05	19 WIL 7:05	20 MV 7:05
21 MV 4:05	22 MV 7:05	23 BAT 7:05	24 BAT 7:05	25 BAT 7:05	26 AUB 7:05	27 AUB 7:05
28 AUB 5:05	29 ABD 7:05	30 ABD 7:05	31 ABD 7:05			

SEPTEMBER

Sunday	Monday	Tuesday	Wednesday	Thursday	Friday	Saturday
				1 MV 7:05	2 MV 7:05	3 MV 7:05
4 WIL 6:05	5 WIL 1:05					

TICKET INFORMATION

Rail Kings: $18
Field Box: $12
Outfield Bleachers: $8
Diamond Club Seats: $14
Bullpen Box: $10

ST. LOUIS CARDINALS INFO

Director of Player Development:
Gary LaRocque

STADIUM INFORMATION

Name: Medlar Field at Lubrano Park
Capacity: 5,570 **Year Opened:** 2006
Dimensions: LF 325, CF 399, RF 320

CARDINALS FARM SYSTEM

AAA: Memphis Redbirds
AA: Springfield Cardinals
A (Advanced): Palm Beach Cardinals
A: Peoria Chiefs
A (Short-Season): State College Spikes
Rookie: Johnson City Cardinals, GCL Cardinals

DIRECTIONS

Fans Arriving from Altoona & Points South - Take I-99 North. Merge onto U.S 322 East toward State College / Lewistown. Take Penn State University Exit and merge onto Park Avenue. Turn left onto Porter Road

From I-80 East & West - Take I-80 and merge onto I-99 South via Exit 161 toward U.S 322 / Bellefonte. Take the exit toward Innovation Park / Penn State University. Merge onto Park Avenue and turn left onto Porter Road.

From Harrisburg / Philadelphia & Points East - Take I-76 West toward Valley Forge. Merge onto I-283 North via Exit 246 toward Harrisburg/Hershey. I-283 becomes I-83 North. Merge onto I-81 South via exit 51-A. Take U.S 22/ 322 West to Exit 67 toward State College. Take the PA-26 exit. Turn left onto East College Avenue and turn right onto Porter Road.

STATEN ISLAND YANKEES

Years in League:
1999–Present
Mailing Address:
75 Richmond Terrace
Staten Island, NY 10301
Telephone:718-720-9265
Fax:718-273-5763
E-Mail: tickets@siyanks.com
Website: www.siyanks.com

FRONT OFFICE STAFF

President/Operating Partner:
Will Smith
General Manager:
Jane M. Rogers
Vice President of Corp. Relationships:
Brian Levine
Cheif Financial Officer:
Jay Nazzaro
Director of Sponsorship Sales & Service:
Elizabeth Kasegrande
Sales Executive:
Steven Liss

Vice President of Ticket Sales:
T.J. Jahn
Box Office Manager:
Andrew Lupo
Group Sales Manager:
David Percarpio
Sales Executive:
Marc Lopez
Andrew Kane
Danny Goldman
Peter Warren
Leigh Engle

Senior Director of Marketing & Fan Experience:
Mike Holley
Marketing Manager:
Ian Fontenot
Director of Entertainment & Event Presentation:
John D'Agostino
Facility Superintendent:
Luan Hasani
Facility Manager:
Bob Brown
Head Groundskeeper:
Shaun Thomas

FIELD STAFF

Manager: Dave Bialas
Batting Coach: Eric Duncan
Pitching Coach: Travis Phelps
Defensive Coach: Teuris Olivares

VISITING CLUB HOTEL

Holiday Inn Express
300 Wild Avenue,
Staten Island, NY 10314
Phone: 718-370-8555

UMPIRE HOTEL

Comfort Inn
310 Wild Avenue,
Staten Island, NY 10305
Phone: 718-370-8555

LOCAL MEDIA

Newspapers: Staten Island Advance, New York Daily News, New York Times, New York Post
Radio: 1050 ESPN Radio, WFAN, 1010 WINS, WFUV, WSIA
Television: SI76, CBS 2, ABC 7, NBC 4, FOX 5, CW 11

General Manager:
Jane Rogers

YANKEES 2016 SCHEDULE (Dates in blue indicate home games)

JUNE

Sunday	Monday	Tuesday	Wednesday	Thursday	Friday	Saturday
					17 BRK 7:00	18 BRK 7:00
19 ABD 4:00	20 ABD 7:00	21 ABD 7:00	22 WV 7:00	23 WV 7:00	24 WV 7:00	25 VT 6:05
26 VT 5:05	27 VT 7:05	28 HV 7:05	29 HV 7:00	30 HV 7:05		

JULY

Sunday	Monday	Tuesday	Wednesday	Thursday	Friday	Saturday
					1 VT 7:00	2 VT 7:00
3 VT 7:00	4 HV 7:00	5 HV 7:05	6 HV 11:00	7	8 MV 7:00	9 MV 7:00
10 MV 4:00	11 LOW 7:05	12 LOW 7:05	13 LOW 11:05	14 HV 7:00	15 HV 7:05	16 HV 7:00
17 ABD 5:35	18 ABD 7:05	19 ABD 7:05	20	21 TC 7:00	22 TC 7:00	23 TC 7:00
24 BRK 4:00	25 BRK 7:00	26 BRK 7:00	27	28 HV 7:05	29 HV 7:00	30 HV 7:05
31 AUB 4:00						

AUGUST

Sunday	Monday	Tuesday	Wednesday	Thursday	Friday	Saturday
	1 AUB 7:00	2 AUB 11:00	3 WIL 7:05	4 WIL 7:05	5 WIL 7:05	6 LOW 7:00
7 LOW 4:00	8 LOW 7:00	9 ABD 7:05	10 ABD 7:05	11 ABD 7:05	12 ST.C 7:05	13 ST.C 7:05
14 ST.C 6:05	15	16 All-Star Game	17 BRK 7:00	18 BRK 7:00	19 BRK 7:00	20 CT 7:05
21 CT 5:05	22 CT 7:05	23 ABD 7:00	24 ABD 7:00	25 ABD 7:00	26 BAT 7:05	27 BAT 7:05
28 BAT 1:05	29 CT 7:00	30 CT 7:00	31 CT 7:00			

SEPTEMBER

Sunday	Monday	Tuesday	Wednesday	Thursday	Friday	Saturday
				1 TC 7:00	2 TC 7:00	3 TC 7:00
4 BRK 6:00	5 BRK 7:00					

TICKET INFORMATION

Sections 1 & 16: $9 **Sections 2 & 15:** $15 **Sections 3-14:** $18

NEW YORK YANKEES INFO

Director of Player Development:
Mark Newman
Phone: 813-875-7569

YANKEES FARM SYSTEM

AAA: Scranton/Wilkes-Barre Yankees
AA: Trenton Thunder
A (Advanced): Tampa Yankees
A: Charleston RiverDogs
A (Short-Season): Staten Island Yankees
Rookie: GCL, DSL, & Pulaski Yankees

STADIUM INFORMATION

Name: Richmond County Bank Ballpark at St. George
Capacity: 7,171
Dimensions: LF 320, CF 390, RF 318
Year Opened: 2001

DIRECTIONS

From Manhattan, Brooklyn, Queens & Long Island: Take lower level on Verrazzano Bridge, stay right to toll booths. Take the Bay St. exit and follow School Rd. to Bay St. and make a left on Bay St. Follow Bay St. 2.3 miles past the Staten Island Ferry terminal and make a right turn at the parking sign right before the ballpark. Go down the ramp to the parking lot and enter the ballpark.

TRI-CITY VALLEYCATS

Years in League:
2002–Present
Mailing Address:
P.O. Box 694
Troy, NY 12181
Telephone: 518-629-2287

Fax: 518-629-2299
E-Mail: info@tcvalleycats.com
Website:www.tcvalleycats.com

Operated By: Tri-City ValleyCats, Inc.

FRONT OFFICE STAFF

President:
William L. Gladstone
COO/ Executive Vice President:
Rick Murphy
Ownership Partners:
William Gladstone
Martin Barr
John Burton
Rick Murphy
Alfred Roberts
Stephen Siegel

General Manager:
Matt Callahan
Senior Account Executive:
Frank Falkenhainer
Assistant General Manager:
Michelle Skinner
Box Office/Ticket Manager:
Jessica Kaszeta
Food & Beverage Coordinator:
Missy Henry

Accounting:
Bob Esposito
Media Relations/ Production Manager:
Chris Chenes
Senior Account Executive:
Christopher Dawson
Stadium Operations Manager:
Keith Sweeney
Administrative Assistant:
Elyse Zima

FIELD STAFF

Manager: Lamarr Rogers
Hitting Coach: Dillon Lawson
Pitching Coach: Drew French
Athletic Trainer: John Gregorich

VISITING CLUB HOTEL

The Desmond Hotel &
Conference Center
660 Albany Shaker Road
Albany, NY 12211
Phone: 518-869-8100
Fax: 518-464-0449
Contact: Jessica Brundage

UMPIRE HOTEL

Comfort Inn and Suites
99 Miller Road
Castleton, NY 12033
Phone: 518-479-3217
Contact: John Burger

LOCAL MEDIA

Radio: WTMM-FM, WFLY-FM, WGNA-FM, WGY-FM
Newspapers: Albany Times-Union, The Troy Record, Daily Gazette
Television: WNYT-TV, WRGB-TV, WTEN-TV, WXXA-TV, TWC News

COO/Executive Vice President:
Rick Murphy

General Manager:
Matt Callahan

VALLEYCATS 2016 SCHEDULE (Dates in blue indicate home games)

JUNE

Sunday	Monday	Tuesday	Wednesday	Thursday	Friday	Saturday
					17 CT 7:00	18 CT 7:00
19 BRK 4:00	20 BRK 7:00	21 BRK 7:00	22 VT 7:00	23 VT 7:00	24 VT 7:00	25 LOW 5:05
26 LOW 5:05	27 LOW 7:05	28 WIL 7:00	29 WIL 7:00	30 WIL 7:00		

JULY

Sunday	Monday	Tuesday	Wednesday	Thursday	Friday	Saturday
					1 HV 7:05	2 HV 7:05
3 HV 5:05	4 ST.C 6:30	5 ST.C 7:00	6 ST.C 7:00	7	8 WV 7:05	9 WV 7:05
10 WV 4:05	11 MV 7:05	12 MV 7:05	13 MV 7:05	14 CT 7:00	15 CT 7:00	16 CT 7:00
17 BAT 5:00	18 BAT 7:00	19 BAT 7:00	20	21 SI 7:00	22 SI 7:00	23 SI 7:00
24 VT 5:00	25 VT 7:00	26 VT 7:00	27	28 CT 7:05	29 CT 7:05	30 CT 7:05
31 LOW 5:00						

AUGUST

Sunday	Monday	Tuesday	Wednesday	Thursday	Friday	Saturday
	1 LOW 7:00	2 LOW 11:00	3 ABD 7:05	4 ABD 7:05	5 ABD 7:05	6 BRK 7:00
7 BRK 5:00	8 BRK 7:00	9 LOW 7:05	10 LOW 7:05	11 LOW 7:05	12 VT 7:05	13 VT 6:05
14 VT 5:05	15	16 All-Star Game	17 ABD 7:00	18 ABD 7:00	19 ABD 7:00	20 HV 7:00
21 HV 5:00	22 HV 7:00	23 AUB 7:05	24 AUB 7:05	25 AUB 7:05	26 LOW 7:00	27 LOW 7:00
28 LOW 5:00	29 VT 7:05	30 VT 7:05	31 VT 7:05			

SEPTEMBER

Sunday	Monday	Tuesday	Wednesday	Thursday	Friday	Saturday
				1 SI 7:00	2 SI 7:00	3 SI 7:00
4 CT 4:05	5 CT 1:05					

TICKET INFORMATION

Premium Box: $12 **Reserved Box:** $10 **Grandstand:** $7

HOUSTON ASTROS INFO

Director of Player Development:
Quinton McCracken

ASTROS FARM SYSTEM

AAA: Fresno Grizzlies
AA: Corpus Christi Hooks
A (Advanced): Lancaster JetHawks
A: Quad Cities River Bandits
A (Short-Season): Tri-City ValleyCats
Rookie: Greeneville Astros, GCL Astros

STADIUM INFORMATION

Name: Joseph L. Bruno Stadium
Address: 80 Vandenburgh Ave.
Troy NY 12180

Capacity: 4,500
Dimensions: LF 325, CF 400, RF 325
Year Opened: 2002

DIRECTIONS

From East: Massachusetts Turnpike to exit B-1 (I-90), nine miles to Exit 8 (Defreestville), left off ramp to Route 4 North, five miles to campus on right.

From West: I-90 to exit 24 (I-90 East), I-90 East for six miles to I-787 North (Troy), 2.2 miles to exit for Route 378 East, over bridge to Route 4, right to Route 4 south for one mile to campus on left.

VERMONT LAKE MONSTERS

Years in League:
1994–Present
Mailing Address:
1 King Street
Ferry Dock
Burlington, VT 05401
Telephone:
802-655-4200
Fax:
802-655-5660

E-Mail:
info@vermontlakemonsters.com
Website:
www.vermontlakemonsters.com

FRONT OFFICE STAFF

Principal Owner:
Ray Pecor, Jr.
Vice President:
Kyle Bostwick
General Manager:
Joe Doud
Assistant General Manager:
Adam Matth
Head Groundskeeper:
James Writer

Executive Director of Sales and Marketing
Nate Cloutier
Merchandise & Accounting Manager:
Kate Echo
Director of Media Relations:
Paul Stanfield

Clubhouse Operations:
Curt Echo
Max Pudvar
Cam Zagursky
Director of Promotions and Community Relations:
Zach Betkowski
Box Office Manager:
Kali Ackerman

FIELD STAFF

Manager: Aaron Nieckula
Batting Coach: Lloyd Turner
Strength Coach: Omar Aguilar
Pitching Coach: Carlos Chavez
Trainer: Toshi Nagahara

VISITING CLUB HOTEL

Sheraton Hotel and Conference Center
870 Williston Rd
Burlington, VT 05403
Phone: 802-865-6624
Contact: Sarah Murray

UMPIRE HOTEL

Holiday Inn
1068 Williston Rd
South Burlington VT 05403
Phone: 802-863-6363
Contact: Nathan Germond

LOCAL MEDIA

Radio: 960 AM The Zone
Newspapers: Burlington Free Press, Rutland Herald
Television: WCAX (CBS), WPTZ (NBC), WFFF (Fox)



General Manager: Joe Doud

LAKE MONSTERS 2016 SCHEDULE (Dates in blue indicate home games)

JUNE

Sunday	Monday	Tuesday	Wednesday	Thursday	Friday	Saturday
					17 LOW 7:05	18 LOW 5:05
19 CT 5:05	20 CT 7:05	21 CT 7:05	22 TC 7:00	23 TC 7:00	24 TC 7:00	25 SI 6:05
26 SI 5:05	27 SI 7:05	28 ABD 7:05	29 ABD 7:05	30 ABD 7:05		

JULY

Sunday	Monday	Tuesday	Wednesday	Thursday	Friday	Saturday
					1 SI 7:00	2 SI 7:00
3 SI 7:00	4 MV 7:05	5 MV 7:05	6 MV 7:05	7	8 BAT 7:05	9 BAT 6:05
10 BAT 5:05	11 AUB 7:05	12 AUB 7:05	13 AUB 12:05	14 WIL 7:05	15 WIL 7:05	16 WIL 6:05
17 CT 4:05	18 CT 7:05	19 CT 7:05	20	21 HV 7:05	22 HV 7:05	23 HV 6:05
24 TC 5:00	25 TC 7:00	26 TC 7:00	27	28 BRK 7:05	29 BRK 7:05	30 BRK 6:05
31 CT 5:05						

AUGUST

Sunday	Monday	Tuesday	Wednesday	Thursday	Friday	Saturday
	1 CT 7:05	2 CT 11:05	3 LOW 7:05	4 LOW 7:05	5 LOW 7:05	6 ST.C 6:05
7 ST.C 5:05	8 ST.C 7:05	9 BRK 7:00	10 BRK 7:00	11 BRK 7:00	12 TC 7:05	13 TC 6:05
14 TC 5:05	15	16 All-Star Game	17 WV 7:05	18 WV 7:05	19 WV 7:05	20 ABD 7:05
21 ABD 5:35	22 ABD 7:05	23 LOW 7:05	24 LOW 7:05	25 LOW 7:05	26 CT 7:05	27 CT 7:05
28 CT 4:05	29 TC 7:05	30 TC 7:05	31 TC 7:05			

SEPTEMBER

Sunday	Monday	Tuesday	Wednesday	Thursday	Friday	Saturday
				1 HV 7:05	2 HV 7:05	3 HV 7:05
4 LOW 5:05	5 LOW TBD					

TICKET INFORMATION

Reserved Seating: $8

Grandstand: $7 Adult
$5 Senior (60+), Child (under 12)

OAKLAND ATHLETICS INFO

Director of Player Development:
Keith Lieppman

ATHLETICS FARM SYSTEM

AAA: Nashville Sounds
AA: Midland RockHounds
A (Advanced): Stockton Ports
A: Beloit Snappers
A (Short-Season): Vermont Lake Monsters
Rookie: AZL Athletics, DSL Athletics

STADIUM INFORMATION

Name: Centennial Field
Capacity: 4,415
Dimensions: LF 330, CF 405, RF 323
Year Opened: 1922

DIRECTIONS

From I-89, take exit 14W, past Sheraton Hotel, bear right onto East Avenue. For free parking and shuttle service, take left at first light. For limited stadium parking, continue to end of East Avenue, take right at light on Colchester Avenue to ballpark entrance. Stadium parking $3.00 per car. Additional free parking available in Trinity Campus parking lot at end of East Avenue.

WEST VIRGINIA BLACK BEARS

Years in League:
2015-Present
Mailing Address:
P.O. Box 4680
Morgantown, WV 26504

Telephone:
304-293-7910
E-Mail:
wvblackbears@gmail.com
Website:
westvirginiablackbears.com

FRONT OFFICE STAFF

Operated by: Rich Baseball Operations

President, Rich Baseball:
Jonathan Dandes
General Manager:
Matthew Drayer
Assistant General Manager:
Jackie Riggleman

Stadium Operations Manager:
Craig McIntosh
Promotions and Sales:
Matt Vullo
Grounds Keeper:
Justin Gibson

Concessionaire, Sodexo:
Lara Bealko
Radio Broadcaster:
Kyle Wiggs

FIELD STAFF

Manager: Wyatt Toregas
Pitching Coach: Mark Difelice
Batting Coach: Jonathan Prieto
Trainer: Matt DenBleyker
Strength Coach: Logan Byman

VISITING CLUB & UMPIRE HOTEL

Lakeview Resort and Conference Center
1 Lakeview Drive, Morgantown, WV 26508
Contact: Herb Faulkenberry
Phone: 304-594-1111
hfaulkenberry@lakeviewresort.com

LOCAL MEDIA

Radio: WCLG Morgantown 1300 AM, WFSP Kingwood 107.7 FM, WFGM Barrackville/Fairmont 93.1 FM, WAJR Clarksburg/Salem 103.3 FM, WBTQ Buckhannon 93.5 FM, WSWW Craigsville/Summersville 95.7 FM

Newspaper: Dominion Post, Times West Virginian, The Exponent Telegram

Television: WBOY, WDTV, Metro News

Internet: West Virginia will broadcast all home and select away games online

General Manager:
Matt Drayer

BLACK BEARS 2016 SCHEDULE (Dates in blue indicate home games)

JUNE

Sunday	Monday	Tuesday	Wednesday	Thursday	Friday	Saturday
					17 MV 7:05	18 MV 7:05
19 BAT 4:05	20 BAT 7:05	21 BAT 7:05	22 SI 7:00	23 SI 7:00	24 SI 7:00	25 ST.C 7:05
26 ST.C 4:05	27 ST.C 7:05	28 BAT 7:05	29 BAT 7:05	30 BAT 7:05		

JULY

Sunday	Monday	Tuesday	Wednesday	Thursday	Friday	Saturday
					1 AUB 7:05	2 AUB 7:05
3 AUB 4:05	4 ABD 7:05	5 ABD 7:05	6 ABD 7:05	7	8 TC 7:05	9 TC 7:05
10 TC 4:05	11 HV 7:05	12 HV 7:05	13 HV 7:05	14 AUB 7:05	15 AUB 7:05	16 AUB 7:05
17 WIL 5:05	18 WIL 7:05	19 WIL 7:05	20	21 CT 7:05	22 CT 7:05	23 CT 7:05
24 LOW 4:05	25 LOW 7:05	26 LOW 7:05	27	28 AUB 7:05	29 AUB 7:05	30 AUB 7:05
31 ST.C 6:05						

AUGUST

Sunday	Monday	Tuesday	Wednesday	Thursday	Friday	Saturday
	1 ST.C 7:05	2 ST.C 12:00	3 MV 7:05	4 MV 7:05	5 MV 7:05	6 WIL 7:05
7 WIL 4:05	8 WIL 7:05	9 ST.C 7:05	10 ST.C 7:05	11 ST.C 7:05	12 BRK 7:00	13 BRK 6:00
14 BRK 4:00	15	16 All-Star Game	17 VT 7:05	18 VT 7:05	19 VT 7:05	20 BAT 7:05
21 BAT 4:05	22 BAT 7:05	23 WIL 7:05	24 WIL 7:05	25 WIL 7:05	26 MV 7:05	27 MV 7:05
28 MV 4:05	29 BAT 7:05	30 BAT 7:05	31 BAT 7:05			

SEPTEMBER

Sunday	Monday	Tuesday	Wednesday	Thursday	Friday	Saturday
				1 AUB 7:05	2 AUB 7:05	3 AUB 7:05
4 MV 4:05	5 MV 1:05					

TICKET INFORMATION

Premium: $13.50 **Reserved:**$11.50

PITTSBURGH PIRATES INFO

Director of Minor League Operations:
Larry Broadway
Phone: 412-862-9749
E-mail: larry.broadway@pirates.com

PIRATES FARM SYSTEM

AAA: Indianapolis Indians
AA: Altoona Curve
A (Advanced): Bradenton Marauders
A: West Virginia Power
A (Short-Season): Jamestown Jammers
Rookie: GCL Pirates, DSL Pirates

STADIUM INFORMATION

Name: Monongalia County Ballpark
Address: 2040 Gyorko Drive
Granville, WV 26534
Capacity: 2,500
Dimensions: LF 325, LC 375, CF 400, RF, 325

DIRECTIONS

South: Take I-79- South, take exit 155, take left on Chaplin Road, take right on University Cent Drive
North: Take I-79- North, take exit 155, take right on Chaplin Road, take right on University Cent Drive
East: Take I-68 West, Take I-79- North, take exit 155, take right on Chaplin Road, take right on University Cent Drive

WILLIAMSPORT CROSSCUTTERS

Years in League:
1994–Present
Mailing Address:
P.O. Box 3173
Williamsport, PA 17701
Telephone: 570-326-3389
Fax: 570-326-3494
E-Mail:
mail@crosscutters.com
Website:
www.crosscutters.com

FRONT OFFICE STAFF

Principle Owner:
Peter Freund
Vice President/General Manager:
Doug Estes
Vice President/ Marketing:
Gabe Sinicropi
Director of Ticket Ops & Community Relations:
Sarah Budd
Clubhouse Manager:
Josh Glazman
Head Groundskeeper:
Vinnie Venero
Director of Partner Services:
Nate Schneider
Director of Food & Beverage:
Bill Gehron

FIELD STAFF

Manager: Pat Borders
Pitching Coach: Hector Berrios
Hitting Coach: John Mizerock
Athletic Trainer: Mike Hefta
Strength & Conditioning: Jacob Bunce

VISITING CLUB HOTEL

Best Western Inn
1840 East Third St., Williamsport, PA 17701
Phone: 570-326-1981 • Fax: 570-323-9590
Contact: Nicole Iannarino

UMPIRE HOTEL

Genetti Hotel
200 West Fourth St.
Williamsport, PA 17701
Phone: 570-326-6600 Fax: 570-326-5006

LOCAL MEDIA

Radio: ESPN Williamsport 1050 AM/104.1 FM
Newspapers: Williamsport Sun-Gazette, Lock Haven Express
Television: WBRE, WYOU, WNEP

General Manager:
Doug Estes



VP/ Marketing:
Gabe Sinicropi

CROSSCUTTERS 2016 SCHEDULE (Dates in blue indicate home games)

JUNE

Sunday	Monday	Tuesday	Wednesday	Thursday	Friday	Saturday
					17 ST.C 7:05	18 ST.C 7:05
19 LOW 5:05	20 LOW 7:05	21 LOW 7:05	22 MV 7:05	23 MV 7:05	24 MV 7:05	25 AUB 7:05
26 AUB 5:05	27 AUB 7:05	28 TC 7:00	29 TC 7:00	30 TC 7:00		

JULY

Sunday	Monday	Tuesday	Wednesday	Thursday	Friday	Saturday
					1 BAT 7:05	2 BAT 7:05
3 BAT 7:05	4 CT 7:05	5 CT 7:05	6 CT 7:05	7	8 ABD 7:05	9 ABD 7:05
10 ABD 5:05	11 BAT 7:05	12 BAT 7:05	13 BAT 7:05	14 VT 7:05	15 VT 7:05	16 VT 6:05
17 WV 5:05	18 WV 7:05	19 WV 7:05	20	21 BAT 7:05	22 BAT 7:05	23 BAT 7:05
24 AUB 5:05	25 AUB 7:05	26 AUB 7:05	27	28 ST.C 7:05	29 ST.C 7:05	30 ST.C 7:05
31 MV 4:05						

AUGUST

Sunday	Monday	Tuesday	Wednesday	Thursday	Friday	Saturday
	1 MV 7:05	2 MV 7:05	3 SI 7:05	4 SI 7:05	5 SI 7:05	6 WV 7:05
7 WV 4:05	8 WV 7:05	9 HV 7:05	10 HV 7:05	11 HV 7:05	12 MV 7:05	13 MV 7:05
14 MV 4:05	15	16 All-Star Game	17 ST.C 7:05	18 ST.C 7:05	19 ST.C 7:05	20 AUB 7:05
21 AUB 5:05	22 AUB 7:05	23 WV 7:05	24 WV 7:05	25 WV 7:05	26 BRK 7:05	27 BRK 7:05
28 BRK 7:05	29 MV 7:05	30 MV 7:05	31 MV 7:05			

SEPTEMBER

Sunday	Monday	Tuesday	Wednesday	Thursday	Friday	Saturday
				1 BAT 7:05	2 BAT 7:05	3 BAT 7:05
4 ST.C 6:05	5 ST.C 1:05					

TICKET INFORMATION

Reserved Box: $9 **General Admission:** Adult: $7 Child/Senior: $6

PHILADELPHIA PHILLIES INFO

Director of Player Development:
Joe Jordan
Phone: 215-463-6000
Fax: 215-755-9324
E-mail: jjordan@phillies.com

PHILLIES FARM SYSTEM

AAA: Lehigh Valley IronPigs
AA: Reading Fightin Phils
A (Advanced): Clearwater Threshers
A: Lakewood Blue Claws
A (Short-Season): Williamsport Crosscutters
Rookie: GCL Phillies, DSL Phillies, VSL Phillies

STADIUM INFORMATION

Name: BB & T Ballpark
Capacity: 3,200
Dimensions: LF 345, CF 405, RF 350
Year Opened: 1926

DIRECTIONS

From East: Follow Route 80 to Route 180 into Williamsport. Exit Route 180 at Maynard Street, turn right onto Maynard Street, then left onto W. Fourth Street.

From West: Follow Route 80 to Route 220. Follow Route 220 to Williamsport. Take Fourth Street exit. Follow Fourth Street 4-5 miles.

2015 MAJOR LEAGUE DEBUTS

DATE	PLAYER	TEAM	NYPL TEAM	YEAR
April 6	Devon Anthony Travis	Bluejays	Connecticut	2012
April 7	Branndon Cunniff	Braves	Jamestown	2010
April 8	Jmark D. Canha	Athletics	Jamestown	2010
April 8	Jason Garcia	Orioles	Lowell	2011/2014
April 8	Angel Ladimir Nesbitt	Tigers	Connecticut	2012
April 9	Randall A. Wojciechowski	Astros	Auburn	2010
April 11	Matthew J. Tracy	Yankees	Staten Island	2011
April 14	Jose Miguel Urena	Marlins	Jamestown	2011
April 15	Branden H. Pinder	Yankees	Staten Island	2011
April 17	Adam Joseph Liberatore	Dodgers	Hudson Valley	2010
April 17	Daniel Muno	Mets	Brooklyn	2011
April 22	Matthew Aaron Grace	Nationals	Vermont	2010
April 24	Hansel Manuel Robles	Mets	Brooklyn	2012
April 25	Mitchell Andrew Harris	Cardinals	State College	2013
April 27	Cory Mitchell Mazzoni	Padres	Brooklyn	2011
April 28	Andrew Jordan Cole	Nationals	Vermont	2010
April 29	John Victor Leathersick	Mets	Brooklyn	2011
April 30	Timothy Manus Cooney	Cardinals	Batavia	2012
May 2	Scott Reast Copeland	Bluejays	Aberdeen	2010
May 5	Elvis Alejandro Araujo	Phillies	Mahoning Valley	2011
May 5	Carlos Eduardo Perez	Angels	Auburn	2010
May 7	Preston M. Tucker	Astros	Tri-City	2012
May 8	Travis Shaw	Red Sox	Lowell	2011
May 9	Andrew James Bellatti	Rays	Hudson valley	2011
May 17	Dennis Michael Wright	Orioles	Aberdeen	2011
May 19	Darrell A. Ceciliani	Mets	Brooklyn	2010
May 19	Wilmer Francisco Difo	Nationals	Auburn	2013
May 20	Phillip Tyler Wilson	Orioles	Aberdeen	2011
May 23	Oliver Gardner Drake	Orioles	Aberdeen	2008
May 24	Austin Scott Barnes	Dodgers	Jamestown	2011
May 25	Dixon Javier Machado	Tigers	Connecticut	2010
May 28	Eduardo Jose Rodriguez	Red Sox	Aberdeen	2011
May 31	Michael Feliz	Astros	Tri-City	2013
June 5	Patrick Michael Venditte	Athletics	Staten Island	2008
June 9	Giovanny Urshela	Indains	Mahoning Valley	2010
June 10	Vincent John Velasquez	Astros	Tri-City	2012
June 12	Junior Guerra	White Sox	Brooklyn	2008
June 12	Mason Williams	Yankees	Staten Island	2011
June 14	Francisco Lindor	Indians	Mahoning Valley	2011
June 17	Akeel J. Morris	Mets	Brooklyn	2013
June 21	Cody Andrew Anderson	Indians	Mahoning Valley	2011
June 21	Daniel James Burawa	Yankees	Staten Island	2010
June 21	Adam Christopher Morgan	Phillies	Williamsport	2011
June 22	Diego Rafael Moreno	Yankees	State College	2009
June 23	Nicholas Bruno Rumbelow	Yankees	Staten Island	2013
June 24	Mychal Antonio Givens	Orioles	Aberdeen	2010/2011
June 25	Jonathan Aro	Red Sox	Lowell	2013
June 28	Deven Sommer Marrero	Red Sox	Lowell	2012
June 30	Jacob Daniel Brigham	Braves	Jamestown	2014
June 30	William Ryan Kelly	Braves	State College	2008
July 4	Jeffrey Alan Ferrell	Tigers	Connecticut	2010
July 12	Oscar Eduardo Hernandez	Diamondbacks	Hudson Valley	2013
July 21	Christopher Brian Johnson	Red Sox	Lowell	2012
July 24	Michael Conforto	Mets	Brooklyn	2014
July 29	Caleb Kent Cotham	Yankees	Staten Island	2009/2011
July 30	Nicholas Gunnar Goody	Yankees	Staten Island	2012
July 31	Cody Andrew Anderson	Indians	Mahoning Valley	2011
August 3	Brian Michael Ellington	Marlins	Jamestown/Batavia	2012/2013
August 3	Richard Michael Shaffer	Rays	Hudson Valley	2012
August 6	Alexander Ross Dickerson	Padres	State College	2011
August 7	Kyle David Barraclough	Marlins	Batavia	2012
August 8	Shawn Michael Armstrong	Indians	Mahoning Valley	2011
August 13	Gregory Paul Bird	Yankees	Staten Island	2012
August 22	Guido Joel Knudson	Tigers	Connecticut	2011
August 29	Jason Isidore Gurka	Rockies	Aberdeen	2010
September 1	Ryan Dull	Athletics	Vermont	2012
September 1	Luke Richard Maile	Rays	Hudson Valley	2012
September 2	Colton James Murray	Phillies	Williamsport	2011
September 5	James Manuel Pazo	Yankees	Staten Island	2012/2013
September 6	Carson Blair	Athletics	Lowell	2009-2011 & 2013
September 9	Nefi Ismael Oganldo	Phillies	Williamsport	2011
September 11	Peter Robert O'Brien	Diamondbacks	Staten Island	2012
September 16	Matthew Edward Duffy	Astros	Tri-City	2011
September 26	Adrian H. Houser	Brewers	Tri-City	2013
October 3	Gary Sanchez	Yankees	Staten Island	2010
April 6	Jayce Michael Tingler-Coach	Rangers	Auburn	2003
July 17	Carlos Torres	Umpire	New York Penn League	2010

2015 NEW YORK PENN LEAGUE ALL-STAR GAME
RIPKEN STADIUM - ABERDEEN, MD - AUGUST 18, 2015

NORTH DIVISION

Coaching Staff: Lowell
Joe Oliver - Manager, Lance Carter -Coach
Luke Morton - Coach, Iggy Suarez - Coach

POS	PLAYER	TEAM
C	Will Allen	Connecticut
C	Nick Collins	Vermont
3B	Victor Acosta	Lowell
2B	Jake Croneworth	Hudson Valley
2B	Chad De La Guerra	Lowell
3B	Kelvin Gutierrez	Auburn
1B	Brad Haynal	Batavia
1B	Josh Ockimey	lowell
SS	Anfernee Seymour	Batavia
3B	Bobby Wernes	Tri-City
DH	Luis Alexander Basabe	Lowell
DH	Dexture Mccall	Tri-City
OF	Set Brown	Vermont
OF	Stone Garrett	Batavia
OF	Cade Gotta	Hudson Valley
OF	Joe Mccarthy	Hudson Valley
OF	Victor Padron	Connecticut
OF	Pat Porter	Tri-City
LHP	Tyler Alexander	Connecticut
LHP	Nestor Bautista	Batavia
RHP	Steven Farnworth	Batavia
RHP	Edwar Garcia	Lowell
RHP	Jordan Halloway	Batavia
RHP	Roel Ramirez	Hudson Valley
RHP	Drew Smith	Connecticut
RHP	Spenser Watkins	Connecticut
LHP	Alex Winkelman	Tri-City
RHP	Angel Yepez	Hudson Valley

SOUTH DIVISION

Coaching Staff: Luis Pujols - Manager,
Shawn Mcgill - Coach, Calvin Pickering - Coach

POS	PLAYER	TEAM
C	Austin Bossart	Williamsport
C	Dan Salters	Mahoning Valley
1B	Casey Grayson	State College
1B	Brandon Hayden	Williamsport
2B	Vincent Siena	Brooklyn
2B	Josh Tobias	Williamsport
3B	Danny Arribas	West Virginia
3B	Nathan Winfrey	Mahoning Valley
SS	Ricardo Andujar	Aberdeen
SS	Leobaldo Pina	State College
DH	Tharo Estrado	Staten Island
DH	Mark Laird	Williamsport
OF	Zachary Coppola	Williamsport
OF	Logan Hill	West Virginia
OF	Jhalen Jackson	Staten Island
OF	Ty Moore	West Virginia
OF	Mike Pritchard	State College
OF	Junior Valera	Staten Island
RHP	Dario Agrazal	West Virginia
RHP	Gaby Almonte	Brooklyn
RHP	Alejandro Artega	Williamsport
RHP	Landon Beck	State College
RHP	Luis Cedeno	Staten Island
RHP	Mitch Gueller	Williamsport
RHP	Ryan Meisinger	Aberdeen
RHP	Alex Palsha	Brooklyn
RHP	Juan Perez	State College
RHP	Robert Tasin	Williamsport

UMPIRES: **HP-Anthony Perez, 1B-Vince Jackson, 2B-Tyler Jones, 3B-Jose Matamoros**

	1	2	3	4	5	6	7	8	9	R	H	E
North All-Stars	3	0	0	0	1	0	0	0	0	4	8	2
South All-Stars	0	0	0	0	2	0	0	0	X	2	8	0

2015 ALL-STARS WHO PLAYED IN NYPL CLUBS

NAME	MLB TEAM	NYPL TEAM	YEAR
	AMERICAN LEAGUE		
Altuve Jose	Astros	Tri-City	2009
Bautista Jose	Blue Jays	Williamsport	2001
Betances Dellin	Yankees	Staten Island	2007
Britton Zach	Orioles	Aberdeen	2007
*Cabrera Miguel	Tigers	Utica	2000
Davis Wade	Royals	Hudson Valley	2005
Gardner Brett	Yankees	Staten Island	2005
Holt Brock	Red Sox	State College	2009
Iglesias Jose	Tigers	Lowell	2010
Kipnis Jason	Indians	Mahoning Valley	2009
Keuchel Dallas	Astros	Tri-City	2009
Machado Manny	Orioles	Aberdeen	2010
Martinez J D.	Tigers	Tri-City	2009
Vogt Steve	Athletics	Hudson Valley	2007
COACH			
Mcclendon Lloyd	Mariners	Little Falls	1980
MANAGER			
Yost Ned	Royals	Batavia	1974
	NATIONAL LEAGUE		
Burnett A. J.	Pirates	Pittsfield	1997
Gonzalez Adrian	Dodgers	Utica	2000
Mccutchen Andrew	Pirates	Williamsport	2005
Melancon Mark	Pirates	Staten Island	2004
Papelbon Jon	Phillies	Lowell	2003
*Stanton Giancarlo	Marlins	Jamestown	2007
COACH			
Mattingly Don	Dodgers	Oneonta	1979
	UMPIRES		
Porter Alan	MLB	NYPL	2003
Hoey Jim	MLB	NYPL	1995

*Injured



Tommy Leach played for Auburn in 1898.
He was the first player ever to get a hit in a World Series game. In his first World Series at bat, batting third for the Pirates got a triple off of CY Young. Tommy also scored one run and had a RBI in the first World Series ever.

ALL-TIME ATTENDANCE

YEAR	TEAMS	SEASON	PLAYOFFS
1939	6	267,212	7,593
1940	6	278,514	8,212
1941	8	355,112	12,613
1942	8	387,548	20,016
1943	6	370,512	12,061
1944	8	410,312	18,200
1945	8	358,565	31,139
1946	8	500,599	43,833
1947	8	483,455	43,342
1948	8	504,637	34,250
1949	8	602,273	35,503
1950	8	448,012	29,246
1951	8	410,561	25,096
1952	8	339,764	18,194
1953	8	291,325	8,973
1954	8	375,981	13,222
1955	8	339,030	6,982
1956	6	161,973	11,614
1957	7	251,603	9,731
1958	8	250,338	8,049
1959	8	230,981	13,161
1960	6	171,652	2,599
1961	8	271,098	4,994
1962	6	298,749	5,676
1963	6	167,639	4,182
1964	6	191,594	4,605
1965	6	213,769	None
1966	6	186,035	1,995
1967	6	115,175	None
1968	8	168,339	890
1969	8	190,519	None
1970	8	278,650	None
1971	8	269,889	None
1972	8	236,086	None
1973	8	281,624	None
1974	6	209,857	None
1975	6	208,268	None
1976	6	200,383	None
1977	10	336,479	**

YEAR	TEAMS	SEASON	PLAYOFFS
1978	10	306,286	1,950
1979	8	298,538	3,046
1980	8	236,623	2,567
1981	8	308,829	2,298
1982	10	350,230	3,042
1983	12	501,080	2,780
1984	12	416,225	1,667
1985	12	590,793	2,552
1986	12	454,680	3,153
1987	12	466,249	2,079
1988	12	506,113	781
1989	14	714,561	7,779
1990	14	744,830	5,922
1991	14	776,185	5,312
1992	14	684,064	5,462
1993	14	708,175	3,875
1994	14	961,361	5,151
1995	14	1,181,847	14,684
1996	14	1,204,958	12,617
1997	14	1,209,251	9,765
1998	14	1,279,493	7,300
1999	14	1,371,054	22,376
2000	14	1,322,739	13,255
2001	14	1,642,020	24,933
2002	14	1,890,053	11,673
2003	14	1,784,663	24,601
2004	14	1,777,309	20,816
2005	14	1,787,962	12,162
2006	14	1,751,967	13,571
2007	14	1,839,458	14,968
2008	14	1,815,445	10,009
2009	14	1,786,735	12,831
2010	14	1,829,755	18,087
2011	14	1,749,891	13,172
2012	14	1,701,001	23,644
2013	14	1,602,725	15,398
2014	14	1,559,946	19,478
2015	14	1,590,750	7,786

**Not Available

ALL-TIME REGULAR SEASON: 52,778,010

ALL-TIME PLAYOFFS: 799,535

ANNUAL MLB AWARDS AND THE NYPL

CY YOUNG AWARDS

YEAR	NAME	TEAM	NYPL TEAM	NYPL YEAR
National League				
1957	Warren Spahn	Atlanta Braves	Bradford	1940
1985	Dwight Gooden	New York Mets	Little Falls	1982
1990	Doug Drabek	Pittsburg Pirates	Niagara Falls	1984
1999	Randy Johnson	Arizona Diamondbacks	Jamestown	1985
2000	Randy Johnson	Arizona Diamondbacks	Jamestown	1985
2001	Randy Johnson	Arizona Diamondbacks	Jamestown	1985
2002	Randy Johnson	Arizona Diamondbacks	Jamestown	1985
2005	Chris Carpenter	St. Louis Cardinals	St. Catharines	1999
American League				
1985	Brett Saberhagen	Kansas City Royals	Lowell	1997
1989	Brett Saberhagen	Kansas City Royals	Lowell	1997
1995	Randy Johnson	Seattle Mariners	Jamestown	1985
1996	Pat Hentgen	Toronto Bluejays	St. Catharines	1986
2004	Johan Santana	Minnesota Twins	Auburn	1997-1998
2006	Johan Santana	Minnesota Twins	Auburn	1997-1998
2007	D. C. Sabathia	Cleavland Indians	Mahoning Valley	1999
2015	Dallas Keuchel	Houston Astros	Tri-City	2009

MOST VALUABLE PLAYER

YEAR	NAME	TEAM	NYPL TEAM	NYPL YEAR
2013	Andrew Mccutchen	Pittsburg Pirates	Williamsport	2005
2013	Miguel Cabrera	Detroit Tigers	Utica	2000
2012	Miguel Cabrera	Detroit Tigers	Utica	2000
2010	Josh Hamilton	Texas Rangers	Hudson Valley	1999, 2006
2006	Ryan Howard	Philadelphia Phillies	Batavia	2001
2000	Jeff Kent	S.F. Giants	St. Catharines	1989
1997	Larry Walker	Colorado Rockies	Utica	1985
1989	Robin Yount	Milwaukee Brewers	Newark	1973
1985	Willie McGee	St. Louis Cardinals	Oneonta	1977
1985	Don Mattingly	New York Yankees	Oneonta	1979
1982	Robin Yount	Milwaukee Brewers	Newark	1973
1978	Jim Rice	Boston Red Sox	Williamsport	1971
1973	Pete Rose	Cincinnati Reds	Geneva	1960
1973	Dick Allen	Chicago White Sox	Elmira	1960
1965	Zoilo Versalles	Minnesota Twins	Elmira	1958
1964	Ken Boyer	St. Louis Cardinals	Hamilton	1950
1962	Maury Wills	Los Angeles Dodgers	Hornell	1951-1952
1959	Nellie Fox	Chicago White Sox	Jamestown	1944
1958	Jackie Jensen	Boston Red Sox	Jamestown (Mgr.)	1970

ANNUAL BATTING LEADERS AND THE NYPL

ANNUAL HOME RUN LEADERS

YEAR	NAME	TEAM	NYPL TEAM	NYPL YEAR
2014	Giancarlo Stanton-37	Marlins	Jamestown	2007
2012	Miguel Cabrera-44	Detroit Tigers	Utica	2000
2011	Jose Bautista-43	Toronto Blue Jays	Williamsport	2001
2010	Jose Bautista-54	Toronto Blue Jays	Williamsport	2001
2008	Miguel Cabrera-37	Detroit Tigers	Utica	2000
2008	Ryan Howard-48	Philadelphia Phillies	Batavia	2001
2006	Ryan Howard-58	Philadelphia Phillies	Batavia	2001
1996	Andres Galarraga-47	Colorado Rockies	Jamestown	1981
1991	Howard Johnson-35	New York Mets	Brooklyn (Coach)	2002
1986	Jesse Barfield-40	Toronto Blue Jays	Utica	1977
1983	Jim Rice-39	Boston Red Sox	Williamsport	1971
1981	Dwight Evans-22	Boston Red Sox	Jamestown	1968
1980	Ben Oglivie-41	Milwaukee Brewers	Jamestown	1968
1978	Jim Rice-46	Boston Red Sox	Williamsport	1971
1977	Jim Rice-39	Boston Red Sox	Williamsport	1971
1975	George Scott-36	Milwaukee Brewers	Olean	1962
1974	Dick Allen -32	Chicago White Sox	Elmira	1960
1972	Dick Allen -37	Chicago White Sox	Elmira	1960
1965	Tony Conigliaro-32	Boston Red Sox	Wellsville	1963

ANNUAL RUNS BATTED IN LEADER

YEAR	NAME	TEAM	NYPL TEAM	NYPL YEAR
2014	Adrian Gonzalez	L.A. Dodgers	Utica	2000
2012	Miguel Cabrera-139	Detroit Tigers	Utica	2000
2011	Curtis Granderson-119	New York Yankees	Oneonta	2002
2010	Miguel Cabrera-126	Detroit Tigers	Utica	2000
2009	Ryan Howard-141	Philadelphia Phillies	Batavia	2001
2008	Ryan Howard-146	Philadelphia Phillies	Batavia	2001
2008	Josh Hamilton-130	Texas Rangers	Hudson Valley	1999, 2006
2006	Ryan Howard-149	Philadelphia Phillies	Batavia	2001
2003	Carlos Delgado-145	Toronto Blue Jays	St. Catharines	1989-1990
1997	Andres Galarraga-140	Colorado Rockies	Jamestown	1981
1996	Andres Galarraga-150	Colorado Rockies	Jamestown	1981
1991	Howard Johnson-117	New York Mets	Brooklyn (Coach)	2002
1985	Don Mattingly-145	New York Yankees	Oneonta	1979
1983	Cecil Cooper-126	Milwaukee Brewers	Jamestown	1968
1983	Jim Rice-126	Boston Red Sox	Williamsport	1971
1980	Cecil Cooper-122	Milwaukee Brewers	Jamestown	1968
1978	Jim Rice-139	Boston Red Sox	Williamsport	1971
1972	Dick Allen-113	Chicago White Sox	Elmira	1960
1964	Ken Boyer-119	St. Louis Cardinals	Bradford	1950
1959	Jackie Jensen-112	Boston Red Sox	Jamestown	1970

2015 NATIONAL LEAGUE MLB PLAYOFFS AND THE NYPL

NAME	NYPL TEAM	YEAR
Mets		
Dario Alvarez	Brooklyn	2013
Eric Campbell	Brooklyn	2008
Darrell Ceciliani	Brooklyn	2010
Mike Conforto	Brooklyn	2014
Travis D'Arnaud	Williamsport	2008
Lucas Duda	Brooklyn	2007
Jeury Familia	Brooklyn	2013
Wilmer Flores	Brooklyn	2008
Dillion Gee	Brooklyn	2007/14
Curt Granderson	Oneonta	2002
Dilson Herrera	State College	2012
Juan Lagares	Brooklyn	2008
John Leathersich	Brooklyn	2011
Jenrry Mejia	Brooklyn	2008
Rafael Montero	Brooklyn	2011
Akeel Morris	Brooklyn	2013
Dan Muno	Brooklyn	2011
Dan Murphy	Brooklyn	2006/08
Kirk Nieuwenhuis	Brooklyn	2008
Bob Parnell	Brooklyn	2005
Kevin Plawecki	Brooklyn	2012
Hansel Robles	Brooklyn	2012
Manager		
Terry Collins	Niagara Falls	1971
Coach		
Bob Geren	Utica	1995
Tom Goodwin	Lowell	2008
Eric Langill	Vermont	2000
Dan Warthen	Watertown	1971
Pirates		
Aj Burnett	Pittsfield	1997
A. Caminero	Jamestown	2008/09
Francisco Cervelli	Staten Island	2006
Pedro Florimon	Aberdeen	2006/10
J. A. Happ	Batavia	2004
Jared Hughes	Williamsport	2006
Andrew Lambo	Jamestown	2014
Radhames Liz	Aberdeen	2005
Marte Starling	State College	2012
A. Mccutcheon	Williamsport	2005
Mark Melancon	Staten Island	2006
Jordy Mercer	State College	2005
Gregory Polanco	State College	2011
Aramis Ramirez	Erie	1996
Casey Sadler	State College	2010
Tony Sanchez	State College	2009
Chris Volstad	Jamestown	2005
Neil Walker	Williamsport	2004
Tony Watson	State College	2007
Vance Worley	Williamsport	2008
Coach		
Herb Andrade	Geneva	1987
Jeff Branson	Williamsport	2004
Jamey Carroll	Vermont	1996
Brad Fischer	State College	2008
Jeff Livesey	Oneonta	1988
Ray Searage	Williamsport	2003/04

NAME	NYPL TEAM	YEAR
Chicago Cubs		
Quintin Berry	Batavia	2006
Phil Coke	Staten Island	2004
Chris Goghlin	Jamestown	2006
Jason Hammel	Hudson Valley	2002
Dan Haren	New Jersey	2001
Jason Motte	State College	2006
Hector Rondon	Mahoning Valley	2011
Zac Rosscup	Hudson Valley	2010
Addison Russell	Vermont	2012
Brian Schlitter	Williamsport	2007
Coach		
Mike Borzello	Glens Falls	1992
Doug Dascenzo	Geneva	1985
Franklin Font	Williamsport	1997
Eric Hinske	Williamsport	1998
Gary Jones	Geneva	1982
Dave Martinez	Geneva	1983
Kevin Youkilis	Lowell	2001/04
Cardinals		
Matt Adams	Batavia	2009
Matt Carpenter	Batavia	2009
Randy Choate	Oneonta	1997
Steve Cishek	Jamestown	2007
Tim Cooney	Batavia	2012
Tony Cruz	Batavia	2007
Mitch Harris	State College	2013
Peter Kozma	Batavia	2007
Lance Lynn	Batavia	2008
Seth Maness	Batavia	2011
Brandon Moss	Lowell	2003
Tom Phan	Batavia	2007
Xavier Scruggs	Batavia	2008/09
Kevin Siegrist	Batavia	2009
Miguel Socolovich	Lowell	2007
Carlos Villanueva	Staten Island	2009
Coach		
Ilsley Blaise	Auburn	1985
John Maby	Hamilton	1991
Chris Maloney	Little Falls/Hamilton	1983/92
Jose Oquendo	New Jersey	1998
Jamie Pogue	New Jersey	2000
Dodgers		
Austin Barnes	Jamestown	2011
Adrian Gonzalez	Utica	2000
Chris Hatcher	Jamestown	2006
E. Hernandez	Tri-City	2010
Dave Huff	Mahoning Valley	1996
Juan Jaime	Vermont	2009
Adam Liberatore	Hudson Valley	2010
Justin Turner	Brooklyn	2013
Chase Utley	Batavia	2000
Manager		
Don Mattingly	Oneonta	1979
Coach		
John Valentin	Elimra	1988
Rick Honeycutt	Niagara Falls	1976

2015 AMERICAN LEAGUE MLB PLAYOFFS AND THE NYPL

NAME	NYPL TEAM	YEAR
Rangers		
Jake Diekman	Jamestown	2007/08
Jon Edwards	Batavia	2007-2010
Chris Gimenez	Mahoning Valley	2004
Josh Hamilton	Hudson Valley	1999/06
Roman Mendez	Lowell	2010
Stolmy Pimentel	Lowell	2008
Jake Smolinski	Vermont	2008
Manager		
Jeff Banister	Watertown/Welland	1986/94
Coach		
Bobby Jones	Geneva	1967
Jayce Tingler	Auburn	2003
Tony Beasley	Erie/Williamsport	1989/ 2000/01
Yankees		
Carlos Beltram	Brooklyn	2009
Dellin Betances	Staten Island	2007
Greg Bird	Staten Island	2012
Dan Burawa	Staten Island	2010
Caleb Cotham	Staten Island	2009
Jacob Ellsbury	Lowell	2005
Gardner Brett	Staten Island	2005
Nick Goody	Staten Island	2012
Bryan Mitchell	Staten Island	2010/11
Diego Moreno	State College	2009
Jim Pazos	Staten Island	2012/13
Branden Pinder	Staten Island	2011
Brenday Ryan	New Jersey/ State College	2003/06
C. C. Sabathia	Mahoning Valley	1999
Matt Tracy	Staten Island	2011
Adam Warren	Staten Island	2009
Mason Williams	Staten Island	2011
Chase Whitley	Staten Island	2010
Coach		
Jeff Pentland	Elmira	1993/94
Rob Thomson	Oneonta	1995
Gary Tuck	Jamestown/Auburn/ Watertown/Oneonta	1978/ 87/91 /96
Royals		
Drew Butera	Brooklyn	2005
Wade Davis	Williamsport	2001/02
Jason Frasor	Oneonta	1999
Erik Kratz	Auburn	2003/04
Ryan Madson	Batavia	1999
Alex Rios	Queens	2000
Jason Vargas	Jamestown	2004
Chris Young	Auburn	2013
Ben Zobrist	Tri-City	2004
Manager		
Ned Yost	Batavia	1974
Coach		
Dave Eiland	Oneonta/ Staten Island	1981/04

NAME	NYPL TEAM	YEAR
Astros		
Jose Altuve	Tri-City	2009
Jake Buchannan	Tri-City	2010
Jason Castro	Tri-City	2008
Matt Duffy	Tri-City	2011
Mike Feliz	Tri-City	2013
Luke Gregerson	Tri-City	2006
R. Hernandez	Mahoning Valley	2002
Jerome Hoes	Aberdeen	2010
Scott Kazmir	Brooklyn	2002
Dallas Keughel	Tri-City	2009
Jed Lowrie	Lowell	2005/09/10
Collin Mchugh	Brooklyn	2009
Brad Peacock	Vermont	2008
Oliver Perez	Brooklyn	2009
Alex Presley	Williamsport/ Tri-City	2006/14
Domingo Santana	Williamsport	2010
Tony Sipp	Mahoning Valley	2004
George Springer	Tri-City	2011
Preston Tucker	Tri-City	2012
Vince Velasquez	Tri-City	2012
Jon Villar	Williamsport	2009
A. Wojciehowski	Auburn	2010
Coach		
Alan Zinter	Pittsfield	1989
Morgan Ensberg	Auburn	1998
Adam Everett	Lowell	1998
Mark Bailey	Auburn	1982
Trey Hillman	Batavia/Oneonta	1985/90
Craig Bjornsen	Auburn/Vermont	1992/05
Blue Jays		
Jose Bautista	Williamsport	2001
Ezequiel Carrera	Brooklyn	2007
Brett Cecil	Auburn	2007
Scott Copeland	Aberdeen	2010
Jon Diaz	Auburn	2006
Felix Doubront	Lowell	2006/07/11
Marco Estrada	Vermont	2005
Ryan Goins	Auburn	2009
Matt Hague	State College	2008
Drew Hutchinson	Auburn	2006
Todd Redmond	Williamsport	2005
Jose Reyes	Brooklyn	2011
Devon Travis	Connecticut	2012
Coach		
Pete Walker	Pittsfield	1990
Demarlo Hale	Elmira	1983
Dane Johnson	Auburn	2001
Tim Leiper	Vermont	2000

STANDINGS (1939–PRESENT)

1939	W	L	Pct.
Olean	65	38	.631
Hamilton	61	44	.581
Bradford	59	43	.578
Batavia	48	54	.471
Niagara Falls	44	59	.427
Jamestown	32	71	.311

1940	W	L	Pct.
Olean	65	39	.625
Batavia	58	48	.547
London	48	54	.471
Hamilton	47	53	.470
Niagara-Jamestown	48	55	.466
Bradford	44	61	.419

1941	W	L	Pct.
Jamestown	68	42	.618
Bradford	60	50	.549
Batavia	54	54	.500
Hamilton	50	57	.467
Olean	48	81	.440
London	47	63	.431

1942	W	L	Pct.
Jamestown	84	41	.672
Olean	82	42	.661
Batavia	72	53	.576
Hornell	65	60	.520
Wellsville	65	60	.520
Bradford	56	68	.452
Lockport	39	85	.315
Hamilton	36	90	.286

1943	W	L	Pct.
Lockport	65	45	.591
Hornell	60	50	.545
Wellsville	58	51	.532
Jamestown	43	56	.491
Batavia	49	61	.445
Olean	42	66	.394

1944	W	L	Pct.
Lockport	76	49	.608
Jamestown	70	54	.565
Batavia	70	55	.560
Hornell	62	61	.504
Erie	61	63	.492
Olean	57	66	.463
Wellsville	51	73	.411
Bradford	48	74	.393

1945	W	L	Pct.
Batavia	84	40	.677
Jamestown	75	51	.595
Lockport	73	52	.584
Bradford	70	55	.560
Wellsville	57	68	.456
Hornell	55	71	.437
Erie	46	77	.374
Olean	40	86	.317

1946	W	L	Pct.
Jamestown*	84	41	.672
Batavia*	84	41	.672
Olean	69	56	.552
Bradford	58	66	.468
Hamilton	53	73	.421
Wellsville	52	72	.419
Lockport	51	73	.411
Hornell	48	77	.384

*Co-champions

1947	W	L	Pct.
Jamestown	87	39	.690
Bradford	69	55	.557
Olean	66	58	.532
Wellsville	64	59	.520
Lockport	61	62	.496
Batavia	60	63	.488
Hamilton	49	76	.392
Hornell	40	84	.323

1948	W	L	Pct.
Lockport	76	50	.603
Jamestown	74	52	.587
Hamilton	73	52	.584
Bradford	66	61	.520
Batavia	65	62	.512
Wellsville	60	64	.484
Olean	60	66	.476
Hornell	29	96	.232

1949	W	L	Pct.
Bradford	80	46	.635
Jamestown	78	48	.619
Hamilton	75	50	.600
Batavia	66	60	.524
Hornell	62	64	.492
Lockport	58	68	.460
Wellsville	45	81	.357
Olean	39	86	.312

1950	W	L	Pct.
Hornell	81	43	.653
Olean	71	54	.568
Hamilton	68	57	.544
Bradford	63	62	.504
Batavia	61	64	.488
Jamestown	60	64	.484
Wellsville	50	75	.400
Lockport	45	80	.360

1951	W	L	Pct.
Olean*	79	48	.622
Jamestown*	78	49	.614
Hornell	71	55	.564
Hamilton	66	60	.524
Bradford	64	62	.508
Wellsville	53	73	.421
Batavia	49	77	.389
Corning	45	81	.357

*Olean won single game post-season playoff for pennant.

STANDINGS (CONT'D)

1952	W	L	Pct.
Hamilton	83	43	.659
Jamestown	81	45	.643
Olean	70	55	.560
Hornell	69	56	.552
Batavia	57	68	.456
Corning	53	71	.427
Bradford	51	73	.411
Wellsville	36	89	.288

1953	W	L	Pct.
Jamestown	88	37	.704
Hornell	70	56	.556
Hamilton	69	57	.548
Bradford	66	60	.524
Olean	63	61	.508
Wellsville	59	67	.468
Batavia	46	78	.371
Corning	40	85	.320

1954	W	L	Pct.
Jamestown	78	48	.619
Corning	77	47	.621
Wellsville	69	53	.552
Hornell	65	60	.520
Bradford	61	65	.484
Hamilton	61	65	.484
Olean	46	80	.365
Erie	45	81	.357

1955	W	L	Pct.
Hamilton	82	43	.656
Bradford	74	51	.592
Corning	69	57	.548
Wellsville	68	58	.540
Erie	66	60	.524
Hornell	50	76	.397
Jamestown	48	78	.381
Olean	46	80	.365

1956	W	L	Pct.
Wellsville	74	46	.617
Corning	68	55	.553
Olean	65	58	.528
Hornell	57	58	.497
Jamestown	52	62	.456
Erie	45	74	.378
Hamilton*	6	8	.429
Bradford*	3	9	.250

*Withdrew from League May 18

1957	W	L	Pct.
Wellsville	74	43	.632
Erie	70	47	.598
Corning	65	52	.556
Batavia	58	59	.496
Olean	52	65	.444
Elmira	51	66	.436
Hornell	38	59	.392
Jamestown*	28	35	.444
Bradford**	5	15	.250

*Jamestown folded June 25th
**Bradford folded May 23; replaced by Hornell May 28

1958	W	L	Pct.
Wellsville	70	56	.556
Geneva	69	57	.548
Olean	67	57	.540
Auburn	67	58	.536
Corning	64	61	.512
Batavia	60	65	.480
Erie	53	72	.424
Elmira	50	74	.403

1959	W	L	Pct.
Wellsville	80	46	.635
Geneva	72	52	.581
Elmira	67	57	.540
Corning	63	62	.504
Auburn	58	67	.464
Olean	57	69	.452
Batavia	54	71	.432
Erie	49	76	.392

1960	W	L	Pct.
Erie	83	46	.643
Wellsville	69	60	.535
Auburn	65	63	.508
Corning	60	69	.465
Elmira	56	74	.431
Geneva	54	75	.419

1961	W	L	Pct.
Geneva	77	48	.616
Erie	68	57	.544
Batavia	65	59	.524
Olean	64	61	.512
Elmira	61	63	.492
Jamestown	58	68	.460
Wellsville	55	71	.437
Auburn	52	73	.416

1962	W	L	Pct.
Jamestown	69	50	.580
Erie	68	51	.571
Auburn	62	57	.521
Olean	62	57	.521
Batavia	51	67	.432
Geneva	44	74	.373

1963	W	L	Pct.
Auburn	76	54	.585
Wellsville	73	57	.562
Batavia	63	67	.485
Jamesville	62	68	.477
Geneva	59	71	.454
Erie	57	73	.438

1964	W	L	Pct.
Auburn	79	48	.622
Geneva	79	51	.608
Wellsville	70	60	.538
Jamestown	68	60	.531
Binghamton	58	71	.450
Batavia	33	97	.245

1965	W	L	Pct.
Binghamton	81	45	.643
Auburn	73	55	.570
Geneva	65	61	.516
Wellsville	62	64	.492
Batavia	47	75	.385
Jamestown	47	75	.385

1966	W	L	Pct.
Auburn	80	49	.620
Jamestown	70	55	.560
Binghamton	67	58	.536
Oneonta	65	59	.524
Batavia	58	63	.479
Geneva	34	90	.274

1967 – 1st SHORT-SEASON

1967	W	L	Pct.
Auburn	52	26	.667
Batavia	41	36	.532
Oneonta	40	39	.506
Jamestown	39	41	.488
Geneva	37	42	.468
Erie	26	51	.338

1968	W	L	Pct.
Auburn	49	27	.645
Oneonta	43	34	.558
Williamsport	40	35	.553
Newark	38	36	.514
Batavia	37	38	.493
Geneva	37	39	.487
Jamestown	31	44	.413
Corning	27	49	.355

1969	W	L	Pct.
Oneonta	51	26	.662
Batavia	42	33	.560
Newark	42	34	.553
Williamsport	39	36	.520
Corning	35	42	.455
Jamestown	33	41	.446
Auburn	31	42	.425
Geneva	27	46	.370

1970	W	L	Pct.
Auburn	43	26	.623
Oneonta	41	28	.594
Batavia	37	32	.536
Newark	36	33	.522
Geneva	33	35	.485
Jamestown	30	40	.429
Niagara Falls	28	40	.412
Williamsport	28	42	.400

1971	W	L	Pct.
Oneonta	45	23	.662
Auburn	42	28	.600
Niagara Falls	37	33	.529
Newark	35	35	.500
Geneva	34	36	.486
Williamsport	30	39	.435
Batavia	30	40	.429
Jamestown	25	44	.362

1972	W	L	Pct.
Niagara Falls	48	22	.686
Oneonta	45	25	.643
Jamestown	42	28	.600
Auburn	39	30	.565
Geneva	30	40	.429
Batavia	29	40	.420
Newark	23	46	.333
Williamsport	22	47	.319

1973	W	L	Pct.
Auburn	46	23	.667
Oneonta	44	26	.629
Jamestown	41	28	.594
Geneva	39	29	.574
Batavia	33	36	.478
Elmira	32	37	.464
Niagara Falls	27	43	.386
Newark	15	55	.214

1974	W	L	Pct.
Oneonta	53	16	.768
Auburn	34	32	.515
Elmira	34	35	.493
Niagara Falls	33	36	.478
Newark	30	36	.455
Batavia	20	49	.290

1975	W	L	Pct.
Newark	47	20	.701
Elmira	38	30	.559
Oneonta	35	34	.507
Auburn	31	37	.456
Niagara Falls	29	40	.420
Batavia	24	43	.358

1976	W	L	Pct.
Elmira	50	20	.714
Newark	46	24	.657
Niagara Falls	35	34	.507
Batavia	30	40	.429
Auburn	24	45	.348
Oneonta	24	46	.343

1977	W	L	Pct.
Eastern Division			
Oneonta	47	23	.671
Utica	43	28	.606
Elmira	33	36	.478
Little Falls	32	39	.451
Auburn	17	53	.243
Western Division			
Batavia	42	28	.600
Newark	43	29	.597
Jamestown	35	32	.522
Geneva	31	40	.437
Niagara Falls	27	42	.391

1978	W	L	Pct.
Wrigley Division			
Geneva	51	20	.718
Jamestown	44	28	.611
Batavia	34	38	.472
Niagara Falls	30	40	.429
Newark	26	46	.361
Yawkey Division			
Oneonta	51	19	.729
Utica	37	34	.521
Auburn	32	40	.444
Little Falls	29	42	.408
Elmira	21	48	.304

1979	W	L	Pct.
Yawkey Division			
Oneonta	42	26	.618
Elmira	34	35	.493
Little Falls	31	39	.443
Utica	24	41	.379
Auburn	22	45	.328
Wrigley Division			
Geneva	50	19	.725
Jamestown	43	27	.614
Batavia	37	34	.521
Newark	32	39	.451
Niagara Falls	30	41	.423

1980	W	L	Pct.
Eastern Division			
Oneonta	49	25	.662
Little Falls	40	33	.548
Elmira	39	35	.527
Utica	27	44	.380
Western Division			
Geneva	48	26	.649
Batavia	31	42	.425
Jamestown	29	42	.408
Auburn	29	45	.392

1981	W	L	Pct.
Eastern Division			
Oneonta	48	25	.658
Utica	39	31	.557
Little Falls	31	39	.443
Elmira	25	48	.342
Western Division			
Jamestown	48	26	.649
Erie	44	30	.595
Geneva	41	34	.547
Batavia	16	59	.213

1982	W	L	Pct.
Eastern Division			
Oneonta	43	33	.566
Utica	41	34	.547
Little Falls	38	38	.500
Auburn	35	39	.473
Elmira	34	40	.459
Western Division			
Niagara Falls	42	34	.533
Jamestown	36	38	.486
Geneva	36	39	.480
Erie	35	38	.479
Batavia	33	40	.452

1983	W	L	Pct.
Eastern Division			
Utica	48	26	.649
Little Falls	48	27	.640
Auburn	43	31	.581
Elmira	38	36	.514
Oneonta	32	44	.421
Watertown	21	55	.276
Western Division			
Newark	48	26	.649
Jamestown	38	36	.514
Erie	37	38	.493
Geneva	33	40	.452
Batavia	32	43	.427
Niagara Falls	29	45	.392

1984	W	L	Pct.
Eastern Division			
Little Falls	44	31	.587
Watertown	38	35	.527
Auburn	38	38	.500
Elmira	35	38	.479
Utica	31	44	.413
Oneonta	29	45	.392
Western Division			
Newark	46	28	.622
Erie	43	31	.581
Batavia	41	35	.539
Geneva	38	36	.514
Niagara Falls	35	40	.467
Jamestown	28	46	.378

1985	W	L	Pct.
Northern Division			
Oneonta	55	23	.705
Utica	35	41	.461
Little Falls	34	41	.453
Watertown	22	54	.289
Central Division			
Auburn	47	31	.603
Geneva	45	33	.577
Newark	41	36	.532
Elmira	28	49	.364
Southern Division			
Jamestown	45	33	.577
Erie	44	34	.564
Niagara Falls	34	43	.442
Batavia	33	45	.423

1986	W	L	Pct.
Yawkey Division			
Oneonta	59	18	.766
Little Falls	36	40	.474
Watertown	30	48	.385
Utica	26	52	.333
McNamara Division			
Auburn	44	32	.579
Newark	41	37	.526
Elmira	39	36	.520
Geneva	40	38	.513
Wrigley Division			
St. Catharines	48	28	.632
Erie	37	40	.481
Batavia	30	45	.400
Jamestown	30	46	.395

1987	W	L	Pct.
Eastern Division			
Watertown	44	32	.579
Oneonta	41	34	.547
Auburn	39	36	.520
Little Falls	38	36	.514
Utica	31	43	.419
Elmira	26	50	.342
Western Division			
Geneva	48	28	.632
Jamestown	44	33	.571
Newark	42	32	.568
St. Catharines	41	36	.532
Erie	36	39	.480
Batavia	23	54	.299

1988	W	L	Pct.
Eastern Division			
Oneonta	48	28	.632
Utica	47	29	.618
Auburn	42	33	.560
Little Falls	39	36	.520
Watertown	35	39	.473
Elmira	28	48	.368
Western Division			
Jamestown	47	29	.618
Erie	46	31	.597
Hamilton	36	39	.480
Batavia	31	44	.413
St. Catharines	27	46	.370
Geneva	27	51	.346

1989	W	L	Pct.
Eastern Division			
Pittsfield	53	23	.697
Oneonta	48	27	.640
Watertown	47	30	.610
Utica	39	39	.500
Geneva	36	39	.480
Auburn	35	42	.455
Elmira	30	46	.395
Western Division			
Jamestown	44	32	.579
Niagara Falls	43	33	.566
Batavia	37	39	.487
Welland	32	44	.421
Hamilton	32	44	.421
St. Catharines	31	45	.408
Erie	25	49	.338

1990	W	L	Pct.
McNamara Division (Eastern)			
Oneonta	52	26	.667
Watertown	43	34	.558
Pittsfield	43	34	.558
Utica	31	47	.397
McNamara Division (Western)			
Geneva	51	26	.662
Batavia	41	35	.539
Elmira	32	45	.416
Auburn	31	46	.403
Stedler Division			
Erie	44	33	.571
Jamestown	41	36	.532
Welland	36	42	.462
Niagara Falls	35	42	.455
Hamilton	30	46	.395
St. Catharines	29	47	.382

1991	W	L	Pct.
McNamara Division (Eastern)			
Pittsfield	51	26	.662
Oneonta	42	35	.545
Utica	39	37	.513
Watertown	27	50	.351
McNamara Division (Western)			
Elmira	47	30	.610
Auburn	38	39	.494
Batavia	38	40	.487
Geneva	35	43	.449
Stedler Division			
Jamestown	51	27	.654
Erie	37	41	.474
Niagara Falls	36	42	.462
Hamilton	35	42	.455
St. Catharines	35	42	.455
Welland	30	47	.390

1992	W	L	Pct.
McNamara Division			
Utica	42	32	.568
Pittsfield	37	37	.500
Oneonta	37	38	.493
Watertown	37	39	.487
Pinckney Division			
Geneva	41	34	.547
Batavia	36	34	.514
Auburn	32	41	.438
Elmira	31	44	.413
Stedler Division			
Hamilton	56	20	.737
Erie	40	37	.519
Niagara Falls	39	39	.500
Jamestown	34	43	.442
St. Catharines	33	42	.440
Welland	31	46	.403

1993	W	L	Pct.
McNamara Division			
Pittsfield	40	35	.533
Utica	38	38	.500
Glens Falls	37	40	.481
Oneonta	36	40	.474
Pinckney Division			
Watertown	46	32	.590
Geneva	43	34	.558
Elmira	31	44	.413
Auburn	30	46	.395
Stedler Division			
St Catharines	49	29	.628
Niagara Falls	47	31	.603
Batavia	38	39	.494
Erie	36	41	.468
Welland	35	42	.455
Jamestown	31	46	.403

STANDINGS (CONT'D)

1994	W	L	Pct.
McNamara Division			
New Jersey	43	32	.573
Vermont	42	33	.560
Hudson Valley	37	37	.500
Pittsfield	37	38	.493
Pinckney Division			
Watertown	48	26	.649
Auburn	45	31	.592
Utica	35	37	.486
Elmira	30	43	.411
Oneonta	30	45	.400
Williamsport	26	49	.347
Stedler Division			
Jamestown	42	32	.568
Batavia	40	34	.541
St Catharines	35	39	.473
Welland	30	44	.405

1995	W	L	Pct.
McNamara Division			
Vermont	49	27	.645
Hudson Valley	47	27	.635
New Jersey	35	41	.461
Pittsfield	34	42	.447
Pinckney Division			
Watertown	46	27	.630
Auburn	40	34	.541
Williamsport	37	39	.487
Oneonta	34	41	.453
Utica	33	40	.452
Elmira	25	41	.329
Stedler Division			
Batavia	41	34	.547
St Catharines	38	37	.507
Erie	34	41	.453
Jamestown	32	44	.421

1996	W	L	Pct.
McNamara Division			
Vermont	48	26	.649
Pittsfield	46	29	.613
Lowell	33	41	.446
Hudson Valley	32	44	.421
New Jersey	28	47	.373
Pinckney Division			
Watertown	45	30	.600
Williamsport	43	32	.573
Auburn	37	39	.487
Oneonta	31	45	.408
Utica	29	47	.382
Stedler Division			
St Catharines	44	32	.579
Batavia	42	33	.560
Jamestown	39	36	.520
Erie	30	46	.395

1997	W	L	Pct.
McNamara Division			
Pittsfield	42	32	.568
Lowell	38	38	.500
New Jersey	35	39	.473
Hudson Valley	35	40	.467
Vermont	35	41	.461
Pinckney Division			
Oneonta	49	25	.662
Watertown	39	36	.520
Utica	36	38	.486
Williamsport	29	46	.387
Auburn	29	47	.382
Stedler Division			
Erie	50	26	.658
Batavia	47	27	.635
St. Catharines	35	40	.467
Jamestown	25	49	.338

1998	W	L	Pct.
McNamara Division			
Hudson Valley	50	26	.658
Vermont	36	40	.474
Pittsfield	35	41	.461
New Jersey	34	41	.453
Lowell	32	44	.421
Pinckney Division			
Oneonta	45	31	.592
Auburn	43	32	.573
Watertown	42	34	.553
Williamsport	39	36	.520
Utica	35	41	.461
Stedler Division			
Batavia	43	33	.566
St. Catharines	38	38	.500
Jamestown	32	43	.427
Erie	26	50	.342

1999	W	L	Pct.
McNamara Division			
Utica	42	33	.560
Hudson Valley	42	34	.553
Oneonta	41	34	.547
Pittsfield	41	35	.539
Staten Island	39	35	.527
Lowell	34	42	.447
Vermont	33	43	.434
New Jersey	30	46	.395
Pinckney Division			
Mahoning Valley	43	33	.566
Batavia	42	34	.553
Auburn	39	37	.513
Jamestown	38	38	.500
St. Catharines	34	42	.447
Williamsport	32	44	.421

2000	W	L	Pct.
McNamara Division			
Staten Island	46	28	.622
Queens	46	29	.613
Vermont	45	30	.600
Lowell	41	34	.547
Pittsfield	38	37	.507
New Jersey	31	45	.408
Hudson Valley	23	52	.307
Pinckney Division			
Mahoning Valley	48	28	.632
Batavia	39	37	.513
Jamestown	37	38	.493
Utica	35	40	.467
Oneonta	35	41	.461
Auburn	32	42	.432
Williamsport	29	44	.397

2001	W	L	Pct.
McNamara Division			
Williamsport	48	26	.649
Jamestown	39	36	.520
Oneonta	37	37	.500
Batavia	37	39	.487
Auburn	32	42	.432
Utica	27	47	.365
Mahoning Valley	26	49	.347
Stedler Division			
Brooklyn	52	24	.684
Staten Island	48	28	.632
Pittsfield	45	30	.600
Hudson Valley	39	37	.513
New Jersey	35	41	.461
Lowell	33	43	.434
Vermont	28	47	.373

2002	W	L	Pct.
McNamara Division			
Staten Island	48	26	.649
Williamsport	48	28	.632
New Jersey	39	37	.513
Brooklyn	38	38	.500
Aberdeen	31	45	.408
Hudson Valley	26	49	.347
Pinckney Division			
Auburn	47	29	.618
Mahoning Valley	46	30	.605
Batavia	34	42	.447
Jamestown	32	42	.432
Stedler Division			
Oneonta	47	27	.635
Lowell	34	41	.453
Vermont	30	45	.400
Tri-City	27	48	.360

2003	W	L	Pct.
McNamara Division			
Brooklyn	47	28	.627
Williamsport	46	30	.605
Aberdeen	38	38	.500
Hudson Valley	37	37	.500
New Jersey	31	42	.425
Staten Island	29	43	.403
Pinckney Division			
Auburn	56	18	.757
Mahoning Valley	38	36	.514
Batavia	30	45	.400
Jamestown	22	51	.301
Stedler Division			
Oneonta	45	30	.600
Tri-City	44	32	.579
Lowell	39	35	.527
Vermont	19	56	.253

2004	W	L	Pct.
McNamara Division			
Brooklyn	43	31	.581
New Jersey	41	34	.547
Hudson Valley	39	33	.542
Aberdeen	35	40	.467
Williamsport	34	40	.459
Staten Island	28	44	.389
Pinckney Division			
Auburn	50	24	.676
Mahoning Valley	42	34	.553
Jamestown	30	45	.400
Batavia	28	46	.378
Stedler Division			
Tri-City	50	25	.667
Vermont	34	38	.472
Oneonta	33	41	.446
Lowell	32	44	.421

2005	W	L	Pct.
McNamara Division			
Staten Island	52	24	.684
Williamsport	44	32	.579
Brooklyn	40	36	.526
New Jersey	37	39	.487
Hudson Valley	31	43	.419
Aberdeen	27	48	.360
Pinckney Division			
Auburn	45	30	.600
Batavia	36	39	.480
Mahoning Valley	33	43	.434
Jamestown	31	44	.413
Stedler Division			
Oneonta	48	27	.640
Lowell	42	33	.560
Tri-City	34	42	.447
Vermont	28	48	.368

STANDINGS (CONT'D)

2006	W	L	Pct.
McNamara Division			
Staten Island	45	29	.608
Brooklyn	41	33	.554
Aberdeen	41	34	.547
Hudson Valley	31	43	.419
Pinckney Division			
Auburn	42	32	.568
Mahoning Valley	40	36	.526
State College	39	36	.520
Batavia	35	38	.479
Jamestown	33	39	.458
Williamsport	28	47	.373
Stedler Division			
Tri-City	43	31	.581
Oneonta	40	34	.541
Lowell	39	36	.520
Vermont	23	52	.307

2007	W	L	Pct.
McNamara Division			
Brooklyn	49	25	.662
Staten Island	47	28	.627
Aberdeen	34	42	.447
Hudson Valley	34	42	.447
Pinckney Division			
Auburn	47	29	.618
Mahoning Valley	37	37	.500
State College	36	39	.480
Williamsport	34	42	.447
Batavia	31	43	.419
Jamestown	28	47	.373
Stedler Division			
Oneonta	44	32	.579
Lowell	40	36	.526
Vermont	38	37	.507
Tri-City	27	47	.365

2008	W	L	Pct.
McNamara Division			
Staten Island	49	26	.653
Brooklyn	45	30	.600
Hudson Valley	40	35	.533
Aberdeen	36	39	.480
Pinckney Division			
Batavia	46	28	.622
Jamestown	47	29	.618
Auburn	38	37	.507
Williamsport	38	37	.507
Mahoning Valley	31	44	.413
State College	18	56	.243
Stedler Division			
Lowell	40	33	.548
Oneonta	33	41	.446
Vermont	33	42	.440
Tri-City	28	45	.384

2009	W	L	Pct.
McNamara Division			
Staten Island	47	29	.618
Brooklyn	45	30	.600
Hudson Valley	38	37	.507
Aberdeen	30	44	.405
Pinckney Division			
Mahoning Valley	49	27	.645
Williamsport	42	34	.553
State College	38	38	.500
Batavia	37	39	.487
Jamestown	34	42	.447
Auburn	26	49	.347
Stedler Division			
Lowell	45	30	.600
Oneonta	35	39	.473
Vermont	34	41	.453
Tri-City	27	48	.360

2010	W	L	Pct.
McNamara Division			
Brooklyn	51	24	.680
Hudson Valley	39	36	.520
Aberdeen	34	40	.459
Staten Island	34	40	.459
Pinckney Division			
Batavia	45	29	.608
Jamestown	43	32	.573
Williamsport	43	33	.566
Auburn	35	40	.467
State College	33	42	.440
Mahoning Valley	30	46	.395
Stedler Division			
Tri-City	38	36	.514
Connecticut	38	37	.507
Vermont	36	38	.486
Lowell	24	50	.324

2011	W	L	Pct.
McNamara Division			
Staten Island	45	28	.616
Brooklyn	45	29	.608
Hudson Valley	37	39	.487
Aberdeen	24	51	.320
Pinckney Division			
Auburn	45	30	.600
Williamsport	43	33	.566
Mahoning Valley	41	34	.547
Batavia	37	38	.493
Jamestown	35	40	.467
State College	31	44	.413
Stedler Division			
Vermont*	39	35	.527
Connecticut	39	35	.527
Tri-City	33	42	.440
Lowell	29	45	.392

*Won Season Series vs. Connecticut

STANDINGS (CONT'D)

2012	W	L	Pct.
McNamara Division			
Hudson Valley	52	24	.684
Brooklyn	45	31	.592
Staten Island	30	45	.400
Aberdeen	28	48	.368
Pinckney Division			
Auburn	46	30	.605
Batavia	44	32	.579
Jamestown	35	40	.367
State College	35	41	.461
Mahoning Valley	30	45	.400
Williamsport	30	46	.395
Stedler Division			
Tri-City	51	25	.671
Lowell	36	40	.374
Connecticut	35	40	.367
Vermont	33	43	.434

2013	W	L	Pct.
McNamara Division			
Aberdeen	40	32	.556
Brooklyn	38	37	.507
Hudson Valley	38	37	.507
Staten Island	34	41	.453
Pinckney Division			
State College	48	27	.640
Jamestown	43	32	.573
Batavia	39	36	.520
Williamsport	37	38	.493
Mahoning Valley	30	44	.405
Auburn	26	49	.347
Stedler Division			
Tri-City	44	32	.579
Lowell	40	33	.548
Connecticut	33	42	.440
Vermont	33	43	.434

2014	W	L	Pct.
McNamara Division			
Hudson Valley	46	30	.605
Brooklyn	42	34	.553
Staten Island	37	38	.493
Aberdeen	27	48	.360
Pinckney Division			
State College	48	28	.632
Jamestown	35	40	.467
Aubrun	34	41	.453
Batavia	34	42	.447
Mahoning Valley	33	42	.440
Williamsport	33	43	.434
Stedler Division			
Tri-City	48	28	.632
Connecticut	42	34	.553
Lowell	37	38	.493
Vermont	33	43	.434

2015	W	L	Pct.
Mcnamara Division			
Hudson Valley	39	37	.513
Brooklyn	33	43	.434
Staten Island	41	34	.547
Aberdeen	40	36	.525
Pinckney Division			
Auburn	36	38	.486
Batavia	31	44	.413
State College	41	35	.539
Mahoning Valley	31	44	.413
Williamsport	46	30	.605
West Virginia	43	34	.553
Stedler Division			
Tri-City	42	33	.560
Lowell	37	39	.487
Connecticut	35	38	.479
Vermont	35	42	.440

2015 Players of the Week

B-Batter of the Week
P-Pitcher of the Week

June 22-June 28
B-Anthony Santander — Mahoning Valley
P-Hector Garcia — West Virginia

June 29-July 5
B-Drew Ferguson — Tri-City
P-Tyler Badamo — Brooklyn

July 6-July 12
B-Matt Dacey — Hudson Valley
P-Jefry Rodriguez — Auburn

July 13-July 19
B-Rhett Wiseman — Auburn
P-Juan Perez — State College

July 20-July 26
B-Victor Robles — Auburn
P-Jonathan Brubaker — West Virginia

July 27-August 2
B-Ka'Ai Tom — Mahoning Valley
P-Jordan Holloway — Batavia

August 3-August 9
B-Casey Hughston — West Virginia
P-Roel Ramirez — Hudson Valley

August 10-August 16
B-Andrew Benintendi — Lowell
P-Brett Lilek — Batavia

August 17-August 23
B-Trey Amburgey — Staten Island
P-Spenser Watkins — Connecticut

August 24-August 30
B-Trey Amburgey — Staten Island
P-Domingo Acevedo — Staten Island

August 31-September 7
B-R. J. Dennard — State College
P-Kolton Mahoney — Staten Island

ALICE H. NADER CUP PLAYOFF WINNERS

1939 Semifinals: Olean 3 of 4 over Bradford - Hamilton 3 of 5 over Batavia
Finals: Olean 4 of 6 over Hamilton

1940 Semifinals: Olean 3 of 4 over Hamilton – Batavia 3 of 5 over London
Finals: Olean 4 of 6 over Batavia

1941 Semifinals: Hamilton 3 of 5 over Jamestown – Bradford 3 over Batavia 2
Finals: Bradford 4 of 5 over Hamilton

1942 Semifinals: Jamestown 3 straight over Hornell – Olean 3 straight over Batavia
Finals: Jamestown 4 of 6 over Olean

1943 Semifinals: Wellsville 3 of 4 over Hornell – Jamestown 3 straight over Lockport
Finals: Wellsville 4 of 7 over Jamestown

1944 Semifinals: Jamestown 3 straight over Batavia – Lockport 3 straight over Hornell
Finals: Jamestown 4 straight over Lockport

1945 Semifinals: Lockport 3 of 4 over Jamestown – Batavia 3 of 4 over Bradford
Finals: Batavia 4 of 7 over Lockport

1946 Semifinals: Jamestown 4 of 7 over Bradford – Batavia 4 of 7 over Olean
Finals: Batavia 4 of 6 over Lockport

1947 Semifinals: Jamestown 4 of 5 over Wellsville – Olean 4 of 5 over Bradford
Finals: Jamestown 4 of 6 over Olean

1948 Semifinals: Jamestown 4 of 5 over Hamilton – Lockport 4 of 6 over Bradford
Finals: Lockport 4 of 5 over Jamestown

1949 Semifinals: Hamilton 4 of 5 over Jamestown – Bradford 4 of 7 over Batavia
Finals: Bradford 4 of 5 over Hamilton

1950 Semifinals: Olean 4 of 6 over Hamilton – Hornell 4 straight over Bradford
Finals: Olean 4 of 7 over Hornell

1951 Semifinals: Hornell 4 of 5 over Jamestown – Olean 4 of 7 over Hamilton
Finals: Hornell 4 of 7 over Olean

1952 Semifinals: Jamestown 4 straight over Olean – Hornell 4 of 5 over Hamilton
Finals: Jamestown 4 straight over Hornell

1953 Semifinals: Jamestown 3 -0 over Bradford – Hamilton 3-0 over Hornell
Finals: Jamestown 4 of 5 over Hamilton

1954 Semifinals: Corning 3-0 over Hornell – Jamestown 3-0 over Wellsville
Finals: Corning 4 of 5 over Jamestown

1955 Semifinals: Hamilton 2 of 3 over Wellsville – Corning 2 of 3 over Bradford
Finals: Hamilton 3 straight over Corning

1956 Semifinals: Wellsville 2 of 3 over Hornell – Olean 2 of 3 over Corning
Finals: Wellsville 3 of 5 over Olean

1957	Semifinals:	Batavia 2 of 3 over Wellsville – Erie 2 of 3 over Corning
	Finals:	**Erie 3 of 4 over Batavia**
1958	Semifinals:	Wellsville 2 of 3 over Auburn – Geneva 2 straight over Olean
	Finals:	**Geneva 3 straight over Wellsville**
1959	Semifinals:	Wellsville 2 straight over Corning – Elmira 2 straight over Geneva
	Finals:	**Wellsville 3 of 5 over Elmira**
1960	Semifinals:	Erie 2 straight over Corning – Wellsville 2 of 3 over Auburn
	Finals:	**Wellsville led Erie 2-1 in best of 5, called off due to continued rain.**
1961	Semifinals:	Olean 2 of 3 over Geneva – Batavia 2 of 3 over Erie
	Finals:	**Olean 2 of 3 over Batavia**
1962	Semifinals:	Auburn 2 straight over Jamestown – Olean 2 straight over Erie
	Finals:	**Auburn 2 straight over Olean**
1963	Semifinals:	Batavia 2-0 over Auburn – Jamestown 2-0 over Wellsville
	Finals:	**Batavia 2 of 3 over Jamestown**
1964	**Finals:**	**Auburn 4 of 6 over Geneva**
1965		NO PLAYOFFS
1966	**Finals:**	**Auburn 2 to 0 over Binghamton**
1967		NO PLAYOFFS
1968	Semifinals:	Auburn 1 to 0 over Williamsport – Oneonta 1 to 0 over Newark
	Finals:	**Oneonta 1 to 0 over Auburn**
1969-1976		NO PLAYOFFS
1977	**Finals:**	**Oneonta 2 to 0 over Batavia**
1978	**Finals:**	**Geneva 2 to 0 over Auburn**
1979	**Finals:**	**Oneonta 2 to 0 over Geneva**
1980	**Finals:**	**Oneonta 2 to 1 over Geneva**
1981	**Finals:**	**Oneonta 2 to 1 over Jamestown**
1982	**Finals:**	**Niagara Falls 2 to 1 over Oneonta**
1983	**Finals:**	**Utica 2 to 1 over Newark**
1984	**Finals:**	**Little Falls 2 to 1 over Newark**
1985	Semifinals:	Auburn 1 to 0 over Jamestown – Oneonta 1 to 0 over Geneva
	Finals:	**Oneonta 2 to 0 over Auburn**
1986	Semifinals:	Newark 1 to 0 over Oneonta – St. Catharines 1 to 0 over Auburn
	Finals:	**St. Catharines 2 to 1 over Newark**
1987	**Finals:**	**Geneva 2 to 0 over Watertown**
1988	**Finals:**	**Oneonta 2 to 0 over Jamestown**
1989	**Finals:**	**Jamestown 2 to 1 over Pittsfield**
1990	Semifinals:	Erie 2 to 1 over Jamestown – Oneonta 2 to 0 over Geneva
	Finals:	**Oneonta 2 to 1 over Erie**
1991	Semifinals:	Jamestown 1 to 0 over Erie – Pittsfield 1 to 0 over Erie Elmira
	Finals:	**Jamestown 2 to 0 over Pittsfield**
1992	Semifinals:	Geneva 2 to 0 over Utica – Erie 1 to 0 over Hamilton
	Finals:	**Geneva 2 to 0 over Erie**
1993	Semifinals:	Niagara Falls 1-0 over St. Catharines – Pittsfield 1-0 over Watertown
	Finals:	**Niagara Falls 2 to 0 over Pittsfield**

1994	Semifinals:	Auburn 2 to 0 over Watertown – New Jersey 2 to 1 over Jamestown
	Finals:	**New Jersey 2 to 0 over Auburn**
1995	Semifinals:	Watertown 2 to 1 over Batavia – Vermont 2 to 0 over Hudson Valley
	Finals:	**Watertown 2 to 1 over Vermont**
1996	Semifinals:	Vermont 2 to 0 over Pittsfield – St Catharines 2 to 0 over Watertown
	Finals:	**Vermont 2 to 1 over St. Catharines**
1997	Semifinals:	Batavia 2 to 0 over Oneonta – Pittsfield 2 to 0 over Erie
	Finals:	**Pittsfield 2 to 1 over Batavia**
1998	Semifinals:	Auburn 2 to 0 over Batavia – Oneonta 2 to 0 over Hudson Valley
	Finals:	**Auburn & Oneonta Co-Champions (series being rained out)**
1999	Semifinals:	Mahoning Valley 2-0 over Batavia – Hudson Valley 2-1 over Utica
	Finals:	**Hudson Valley 2 to 1 over Mahoning Valley**
2000	Semifinals:	Mahoning Valley 2-0 over Batavia – Staten Island 2-1 over Queens
	Finals:	**Staten Island 2 to 1 over Mahoning Valley**
2001	Semifinals:	Williamsport 2-1 over Jamestown – Brooklyn 2-1 over Staten Island
	Finals:	**Williamsport & Brooklyn declared Co-Champions (Due to 9-11-01).**
2002	Semifinals:	Staten Island 2-0 over Williamsport, Oneonta 2-0 over Auburn
	Finals:	**Staten Island 2 to 0 over Oneonta**
2003	Semifinals:	Williamsport 2 to 0 over Auburn – Brooklyn 2 to 1 over Oneonta
	Finals:	**Williamsport 2 to 0 over Brooklyn**
2004	Semifinals:	Mahoning Valley 2 to 0 over Auburn – Tri-City 2 to 1 over Brooklyn
	Finals:	**Mahoning Valley 2 to 0 over Tri-City**
2005	Semifinals:	Staten Island 2 to 0 over Williamsport – Auburn 2 to 0 over Oneonta
	Finals:	**Staten Island 2 to 0 over Auburn**
2006	Semifinals:	Tri-City 2-1 over Auburn – Staten Island 2-1 over Brooklyn
	Finals:	**Staten Island 2 to 1 over Tri-City**
2007	Semifinals:	Auburn 2-1 over Oneonta – Brooklyn 2-0 over Staten Island
	Finals:	**Auburn 2-0 over Brooklyn**
2008	Semifinals:	Batavia 2-1 over Lowell – Jamestown 2-0 over Staten Island
	Finals:	**Batavia 2-0 over Jamestown**
2009	Semifinals:	Staten Island 2-1 over Lowell - Mahoning Valley 2-1 over Brooklyn
	Finals:	**Staten Island 2-1 over Mahoning Valley**
2010	Semifinals:	Tri-City 2-1 over Batavia - Brooklyn 2-1 over Jamestown
	Finals	**Tri-City 2-0 over Brooklyn**
2011	Semifinals:	Auburn 2-1 over Vermont - Staten Island 2-1 over Brooklyn
	Finals	**Staten Island 2-0 over Auburn**
2012	Semifinals:	Hudson Valley 2-1 over Brooklyn - Tri-City 2-1 over Auburn
	Finals	**Hudson Valley 2-1 over Tri-City**
2013	Semifinals:	Tri-City 2-0 over Aberdeen - State College 2-1 over Jamestown
	Finals	**Tri-City 2-1 over State College**
2014	Semifinals:	State College 2-1 over Hudson Valley - Tri-City 2-0 over Connecticut
	Finals	**State College 2-1 over Tri-City**
2015	Semifinals:	West Virginia 2-1 over Williamsport - Staten Island 2-0 over Tri-City
	Finals	**West Virginia 2-0 over Staten Island**

SINGLE SEASON TEAM RECORDS

TEAM BATTING	TEAM	YEAR	RECORD
Highest Batting Average	Utica	1983	.313
Lowest Batting Average	Vermont	2001	.208
Most Hits	Utica	1983	793
Fewest Hits	Niagara Falls	1970	439
Most Home Runs	Utica	1982	120
Fewest Home Runs	Jamestown & N.J.	1973, 1994	11
Most Grand Slams	Batavia	1969	6
Most Triples	Oneonta	1976	46
Fewest Triples	Erie	1986	4
Most Doubles	Auburn	2004, 2005	165
Fewest Doubles	Oneonta	1971	59
Most At Bats	Erie	1991	2700
Most Runs Scored	Geneva	1978	559
Most Total Bases	Erie	1991	1353
Most Sacrifices Hits	Vermont	2010	66
Most Sacrifice Flies	Oneonta	1974	36
Most Stolen Bases	Utica	1988	270
Most Bases on Balls	Little Falls	1979	438
Fewest Bases on Balls	Williamsport	2014	150
Most Intentional Bases on Balls	Oneonta	1981	38
Most Batters Hit By Pitch	Mahoning Valley	2011	68
Most Runs Batted In	Auburn	1967	485
Most Strike Outs	Hudson Valley	1996	720
Most Runners Caught Stealing	Utica	1988	97
Fewest Runner Caught Stealing	Lowell, Brooklyn	1998, 2011	14
Most Runners Left on Base	Batavia	1968	676
Fewest Runners Left on Base	Utica	1995	431

TEAM FIELDING	TEAM	YEAR	RECORD
Highest Fielding Percentage	Tri-City	2006	.979
Lowest Fielding Percentage	Oneonta	1976	.921
Most Assists	Vermont	2014	.995
Most Errors	Batavia	1984	184
Least Errors	Tri-City	2006	60
Most Double Plays	Batavia	1995	90
Fewest Passed Balls	New Jersey & Lowell	2002, 2006	3
Most Passed Balls	Auburn (2x) & Watertown	1977, 1979, 1985	39

SINGLE SEASON INDIVIDUAL RECORDS

BATTING	PLAYER	TEAM	YEAR	RECORD
Games	James Bullinger	Geneva	1986	78
Home Runs	John Hennell	Utica	1982	23
Grand Slam Home Runs	Several Players Tied			3
Triples	Reid Gorecki	New Jersey	2002	13
Doubles	Rodney Nye	Pittsfield	1999	30
Hits	Matthew Watson	Vermont	1999	108
Runs Batted In	Dennis Carter	Erie	1985	77
	Gary Holle	Newark	1976	77
Total Bases	Don Jacoby	Utica	1983	185
Sacrifice Hits	Mott Hyde	Tri-City	2014	15
Sacrifice Flies	Dennis Werth	Oneonta	1974	10
Stolen Bases	Geoff Doggett	Geneva	1982	66
Most Times Caught Stealing	Shawn Scott	St. Catharines	1990	19
	Ed Bady	Vermont	1995	19
Most At Bats	Ambiorix Concepcion	Brooklyn	2004	324
Most Runs Scored	Mark Gilbert	Geneva	1978	83
Most Bases on Balls	John Buszka	Batavia	1976	76
Most Strike Outs	Dave Cochrane	Little Falls	1982	117
Most Times Hit By Pitch	Christopher Gimenez	Mah Valley	2004	24

PITCHING (min. 76 IP)	PLAYER	TEAM	YEAR	RECORD
Most Wins	C. Robert Parker	Geneva	1978	13
	Daniel Freed	Jamestown	1988	13
Most Losses	Kyle Channing	Watertown	1985	11
Fewest Losses (114 inn)	Neil Mersch	Oneonta	1973	0
Most Games Appeared In	Roy Moretti	Utica	1982	42
Most Games Started	Chris Jones	St. Catharines	1986	18
	Steve Cummings	St. Catharines	1986	18
Most Complete Games	Robert Jajczan	Oneonta	1973	14
	Mark Wiley	Auburn	1970	14
Most Innings Pitched	Jerry Bell	Newark	1969	132
Most Home Runs Yielded	David Jensen	Little Falls	1982	18
Fewest Home Runs Yielded	3 Tied With			0
Most Bases on Balls (115 inn)	Ronnie Sims	Elmira	1973	87
Fewest Bases on Balls	Derek Adair	Batavia	1997	4
Most Hit Batters	Mike Irwin	Auburn	1990	16
	Michael Eisenberg	Mahoning Valley	2007	16
Most Strikeouts (127 inn)	Mark Wiley	Auburn	1970	144
Most Shutouts (15 Starts)	Mark Wiley	Auburn	1970	5
Most Wild Pitches	Glenn M. Coombs	Welland	1991	25
Most Saves	Jamie Cochran	Hamilton	1992	24
Most Runs Allowed	Leo Pinnick	Auburn	1968	75
Most Earned Runs Allowed	Leo Pinnick	Auburn	1968	61
Fewest Runs Allowed (121 IP)	Dan Freed	Jamestown	1988	16
Fewest Earned Runs Allowed	Dan Freed	Jamestown	1988	9
Most Hits Allowed (120 inn)	Paul Splittorff	Corning	1969	127

PITCHERS (min. 15 games)	PLAYER	TEAM	YEAR	RECORD
Highest Percentage	Several tied			1.000
Most Putouts	Chris Beasley	Batavia	1984	17
Most Assists	Dan Pettit	Jamestown	1983	37
Most Errors	Tom Koutrouga	Jamestown	1998	8
Fewest Errors	Several tied			0
Most Double Plays	Chris Beasley	Batavia	1984	7

CATCHERS (min. 40 games)	PLAYER	TEAM	YEAR	RECORD
Highest Percentage	R. Gonzales	Watertown	1995	1.000
	J. Estrada	Batavia	1997	1.000
Most Putouts	J.P. Arencibia	Auburn	2007	460
Most Assists	Luis A. Rodriguez	St Catharines	1995	80
Most Errors	John Posey	Newark	1986	20
Least Errors	Richard Gonzales	Watertown	1995	0
Most Double Plays	C. Martine	New Jersey	1997	8
	A. Butera	Brooklyn	2005	8
Most Passed Balls	Sarn Killingsworth	Newark	1973	27
Least Passed Balls	Gregory Almond	Glens Falls	1993	3
	Johnny Estrada	Batavia	1997	3

SINGLE SEASON INDIVIDUAL RECORDS

1ST BASEMEN (min. 40 games)	PLAYER	TEAM	YEAR	RECORD
Highest Percentage	G. Guin	Erie	1981	.999
	F. Connelly	Geneva	1980	.999
Most Putouts	Robert Daly	Pittsfield	1995	724
Most Assists	Graham Koonce	Jamestown	1995	70
Most Errors	Alejandro Jimenez	Little Falls	1987	18
Least Errors	Donald Olsen	Vermont	1995	0
Most Double Plays	Javier Scruggs	Batavia	2008	66
	John Alexander	Hudson Valley	2013	66

2ND BASEMEN (min. 15 games)	PLAYER	TEAM	YEAR	RECORD
Highest Percentage	Howard Shapira	Geneva	1979	.995
Most Putouts	James Mouton	Auburn	1991	170
Most Assists	P. Daddario	Batavia	1984	240
	J. Damon	Jamestown	1981	240
Most Errors	Stephen Scafa	Oneonta	1981	29
Least Errors	Several Tied		‘85/’08	1
Most Double Plays	Scott Kidd	Oneonta	1997	52
	Dudley Leonara	Aberdeen	2011	52

3RD BASEMEN (min. 40 games)	PLAYER	TEAM	YEAR	RECORD
Highest Percentage	Adam Gaylord	Aberdeen	2010	.970
Most Putouts	Dan Monzon	Auburn	1967	80
Most Assists	Timothy Jorgenson	Watertown	1995	205
Most Errors	Mark Scoville	Auburn	1969	44
Least Errors (Tie)	Carlos Alonso	Williamsport	2010	3
	Kelson Brown	State College	2010	3
Most Double Plays	Robert Hinds	Oneonta	1992	33
	Mychal Givens	Aberdeen	2011	54

SHORTSTOPS (min. 40 games)	PLAYER	TEAM	YEAR	RECORD
Highest Percentage	Matt Bouchard	Brooklyn	2007	.972
Most Putout	Wilson Valdez	Vermont	2000	136
Most Assists	Kelly Dransfelt	Hudson Valley	1996	253
Most Errors	S. McCartney	Newark	1969	41
	D. Walls	Batavia	1969	41
Least Errors	Addison Maruszak	Staten Island	2008	6
Most Double Plays	Mark Thompson	Mahoning Valley	2007	49
	Cesar Valera	State College	2013	49

OUTFIELDERS (min. 55 games)	PLAYER	TEAM	YEAR	RECORD
Highest Percentage	Several Tied			1.000
Most Putouts	Randall L. Curtis	Pittsfield	1991	213
Most Assists	Jordan Luplow	Jamestown	2014	17
Most Errors	Charlie Pinkney	Batavia	1975	20
Least Errors	Several Tied		‘90/’08	0
Most Double Plays	Stephen Bowling	Newark	1974	6

The New York-Penn League Hall of Fame was established in 2012 to recognize individuals for their overall accomplishments or contributions to the league both on the field of play or in an administrative role. The Hall of Fame inductions include three parts recognizing NYPL alumni, notable league personnel and team officials, and individuals nominated and voted on by New York-Penn League clubs.

The Hall of Fame inductions will occur annually at the league All-Star Game, the first of which inducted seven NYPL alumni at the 2012 New York-Penn League All-Star Game in Niles, OH on August 14th. The inductees include:

Wade Boggs



Boggs hit .263 for the Elmira Pioneers in 1976. He would not hit below .300 again until 1992, his final year with the Red Sox. While with the Red Sox, Boggs won five American League batting titles, including four consecutive. from 1985-1988. He remains the only player in Major League history to collect 200 hits and score 100 runs in seven consecutive seasons. He was elected to the Baseball Hall of Fame in 2005 and to the NY-P League's All-Time Team in 2010.

Nellie Fox

Fox hit .304 for the Jamestown Falcons in 1944. Fox spent 19 years in the major leagues, 14 of which playing for the Chicago White Sox, earning 12 All-Star selections during that time. The highlight of Fox's career came in 1959 when he helped lead the White Sox to their first pennant in 40 years while being named the American League's Most Valuable Player. Fox was elected to the Baseball Hall of Fame in 1997

Phil Niekro

Niekro was 2-1 with a 7.76 ERA for the Wellsville Braves in 1959. Nicknamed "Knucksie" because of his skill and use with the knuckleball, Niekro went on to win 318 games in the majors and was inducted into the Baseball Hall of Fame in 1997.

Tony Perez



Perez played two full seasons for the Geneva Redlegs, hitting .279 in 1960 and .348 with 27 home runs in 1961. Perez was one of the premier RBI men of his generation, driving in 100 or more runs seven times during his 23-year career. Perez, a 7-time All-Star, played in two World Series Championships for the 1975 and 1976 Cincinnati Reds. He was inducted into the Baseball Hall of Fame in 2000, and the NY-P League's All-Time Team in 2011.

Jim Rice



Rice hit .256 for the 1971 Williamsport Red Sox. One of the most feared right-handed hitters of his era, Rice hit 20 or more home runs in 11 of his 12 major league seasons. He led the American League in total bases four times, home runs three times, RBIs twice, and slugging percentage twice. Rice was named an All-Star 8 times and won the American League Most Valuable Player Award in 1978. He was elected to the Baseball Hall of Fame in 2009, and to the NY-P League's All-Time Team in 2011.

Warren Spahn



Spahn played for the 1940 Bradford Bees, finishing the season 5-4 with a 2.73 ERA. Spahn would dominate the opposing hitters throughout his 21 year career and is the 5th winningest pitcher of all time (363 wins). Spahn was elected to the Baseball Hall of Fame in 1973.

Robin Yount



Yount played for the Newark Co-Pilots in 1973 hitting .285 in his only minor league season. Yount played 20 seasons, all with the Milwaukee Brewers, and led all other players in hits during the 1980s. In addition to his 1982 and 1989 Most Valuable Player awards, Yount earned 3 All-Star selections, 3 Silver Slugger awards and a Gold Glove. He finished his caree with 3,142 hits and was elected to the Baseball Hall of Fame in 1999, and the NY-P League's All-Time Team in 2010.

Robert Julian

Served as President of the NYPL from 1992 until 2001. He presided over numerous franchises shift to larger markets during his presidency that saw league attendance almost tripling from 684,000 fans in 1992 to 1.6 million fans in 2001. The league's yearly individual award for Community and Baseball Service is named in his honor.

Vince McNamara
McNamara was named president of the New York-Penn League in 1948 and served as head of the loop for 37 years. In 1972, the National Association of Professional Baseball Leagues paid tribute to McNamara for his years of service by saluting him as the "King of Baseball." One of the league's 3 divisions is named in his honor as is the award for the Outstanding Club in the NYPL.

Sam Nader
After helping to bring baseball back to Oneonta with the Oneonta Red Sox, he purchased the newly named Oneonta Yankees in 1967. Nader served in many roles and held titles as an owner and executive with the team until selling the franchise in 2008. He was an integral part of the league in his over 40 years as an owner

Leo Pinckney
In 1958, he spearheaded a successful fundraising campaign to get Auburn's city team into the New York-Penn League. He served as the Auburn's first president and was later named the president of the New York-Penn League, a position he held from 1984 until 1992. One of the league's 3 divisions is named in his honor as well as the league's Promotional Award given annually to the team deemed best in the areas of promotions.

Robert Stedler
Stedler is considered a "founder" of the New York-Penn League. He served as League President for 10 years. One of the league's 3 divisions is named in his honor as well as the Stedler Award, given yearly to the player in the league deemed likely to go the farthest in pro baseball. In addition, the yearly individual award for the Executive of the Year is named after him.

John Elway
Elway spent the summer of 1982 playing for the Oneonta Yankees of the New York-Penn League. He would hit .318 with 4 home runs and 25 RBI in 45 games. He, of course, went on to have a Hall of Fame career as quarterback for the NFL's Denver Broncos.

Randy Johnson
The 6-foot-10-inch left hander began his professional career with the Jamestown Expos of the New York-Penn League during the 1985 season, starting 8 games and striking out 21 batters. In 22 MLB seasons Johnson would amass 303 victories. His 4,875 strikeouts are the most all-time by a left-handed pitcher and second overall behind only Nolan Ryan.

Charlie Wride
Wride has been a board member, team historian, PA Announcer, umpire attendant, and general goodwill ambassador. In recognition of his efforts, Charlie was inducted into the Auburn Baseball Wall of Fame in 2007. Charlie has devoted countless hours to the New York-Penn League as the circuit's historian, since 1998. His research has been critical in helping to "fill in the blanks" for many records, statistics, and rosters in league history.

YEARLY BATTING CHAMPIONS

YEAR	PLAYER	TEAM	AVG
1939	Hank Redmond	Hamilton	.397
1940	Eddie Howard	Batavia	.342
1941	John Newman	Jamestown	.358
1942	John Newman	Jamestown	.353
1943	Ben Visan	Batavia	.369
1944	John Gwosden	Hornell	.338
1945	Barney Hearn	Jamestown	.338
1946	Joe Abreau	Wellsville	.352
1947	Andrew Alexson	Jamestown	.338
1948	Pat Haggerty	Jamestown	.369
1949	Eddie Kobesky	Batavia	.390
1950	Chico Sierra	Hornell	.422
1951	Paul Owens	Olean	.407
1952	Howie Jennings	Batavia	.373
1953	George Alusik	Jamestown	.372
1954	Robert Yoder	Hornell	.398
1955	Fran Bonair	Hornell	.435
1956	Paul Owens	Olean	.368
1957	Paul Owens	Olean	.407
1958	Nate Dickerson	Olean	.338
1959	Marchial Allen	Wellsville	.356
1960	Pablo Mitchell	Erie	.348
1961	Atanasio Perez	Geneva	.348
1962	Ted Uhlaender	Erie	.342
1963	Mike Holodick	Jamestown	.327
1964	Went Esteridge	Bing.	.365
1965	Richard Smith	Geneva	.331
1966	D. McCammon	Jamestown	.335
1967	Tommy Cole	Auburn	.389
1968	Gerald Merlet	Geneva	.353
1969	Dave Schmidt	Auburn	.349
1970	Lambert Ford	Williamsport	.368
1971	Jack Maloof	Auburn	.402
1972	Cannon Smith	Jamestown	.319
1973	Kerry Dineen	Geneva	.352
1974	Dave Bergman	Oneonta	.348
1975	Charles Pinkney	Batavia	.309
1976	Garry Smith	Oneonta	.391
1977	Salvatore Rende	Batavia	.356
1978	Mike Turgeon	Geneva	.344
1979	B. Stemberger	Utica	.359
1980	Roger Frash	Little Falls	.346
1981	Tom Romano	Utica	.337
1982	Ray Alonzo	Utica	.340
1983	G. Chadwick	Jamestown	.387
1984	Randy Riley	Newark	.351
1985	George Flower	Jamestown	.336
1986	Tom Hinzo	Batavia	.333
1987	John Voight	Newark	.320
1988	Andres Mota	Auburn	.351
1989	Marc Tepper	Watertown	.347
1990	Rob Katzaroff	Jamestown	.364
1991	Rich Juday	Erie	.338
	Robert Butler	St. Cath.	.338
1992	Ed Alfonzo	Pittsfield	.356
1993	Eric Danapilis	Niag Falls	.341
1994	Jason Payton	Pittsfield	.365
1995	C. Brumbaugh	Hud. Valley	.358
1996	Joe Freitas	New Jersey	.344
1997	Raul Franco	Utica	.352
1998	Scott Pratt	Watertown	.351
1999	Matt Watson	Vermont	.380
2000	Chris Basak	Pittsfield	.349
2001	Juan Francia	Oneonta	.340
2002	Francisco Louis	Mah. Valley	.349
2003	Vito Chiaravalloti	Auburn	.351
2004	Ben Zobrist	Tri-City	.344
2005	Gaby Sanchez	Jamestown	.335
2006	Jordan Parraz	Tri-City	.336
2007	Todd Martin	Mah. Valley	.360
2008	Miguel Fermin	Jamestown	.347
2009	J.D. Martinez	Tri-City	.326
2010	Darrell Ceciliani	Brooklyn	.351
2011	Dan Muno	Brooklyn	.355
2012	Tyler Heineman	Tri-City	.358
2013	Steven Ramos	State College	.341
2014	Conner Spencer	Brooklyn	.364
2015	Bobby Wernes	Tri-City	.346

YEARLY RUNS CHAMPIONS

YEAR	PLAYER	TEAM	RUNS
1939	William Moore	Olean	110
1940	George Higgins	Olean	110
	W. Auchenbach	Hamilton	110
1941	John Newman	Jamestown	112
1942	Pat McNair	Jamestown	124
1943	Otis Davis	Jamestown	116
	Ray Sowins	Lockport	116
1944	Glen Brundis	Erie	106
1945	G. Gasdaska	Bradford	133
1946	Dick Kokos	Batavia	118
1947	Ed Trojanowski	Bradford	125
1948	Howard Gutshall	Jamestown	111
1949	Emil Carlini	Bradford	127
1950	Don Zimmer	Hornell	146
1951	Stan Anderson	Olean	134
1952	Maury Wills	Hornell	108
1953	Pablo Rivera	Olean	118
	Frank McElroy	Jamestown	118
1954	Robert Yoder	Hornell	130
1955	Tom Keane	Bradford	115
1956	Lou Vassie	Olean	116
1957	Norm Bernard	Corning	104
1958	Charles Bergdoll	Wellsville	104
	Ray Withrow	Wellsville	104
1959	Gus Gill	Geneva	104
1960	Ronnie Retton	Auburn	136
1961	Cesar Tovar	Geneva	134
1962	Dick Bazinet	Auburn	113
1963	Mike Holodick	Jamestown	105
	Dick Bazinet	Auburn	105
1964	Dan Napoleon	Auburn	129
	Bill Schlesinger	Wellsville	129
1965	Dave Truelock	Binghamton	96
1966	John Gonsalves	Auburn	98
1967	Danny Monzon	Auburn	82
1968	Cliff Foster	Auburn	66
1969	Richard Walls	Batavia	67
1970	Tom O'Connor	Oneonta	56
1971	Jack Maloof	Auburn	57
1972	Terry Whitfield	Oneonta	65
1973	Rick Bosetti	Auburn	68
1974	Marv Thompson	Oneonta	62
1975	Charles Pinkney	Batavia	48
1976	Gary Holle	Newark	70
1977	Ron Sorey	Utica	57
1978	Mark Gilbert	Geneva	83
1979	Gene Glynn	Jamestown	71
1980	Mike Ciampa	Elmira	59
1981	Greg Guin	Erie	67
1982	John Hennell	Utica	68
1983	Don Jacoby	Utica	67
	Barry Moss	Utica	67
1984	Lance Johnson	Erie	63
1985	Doug Dascenzo	Geneva	59
1986	Tom Baine	Erie	55
1987	Don Buford Jr.	Newark	68
1988	Marquis Grissom	Jamestown	69
1989	Pablo Gomez	Watertown	64
1990	Mike Songini	Erie	61
1991	Randy Curtis	Pittsfield	72
1992	Shawn Wills	Batavia	53
1993	Richard Prieto	Watertown	53
	Shannon Stewart	St. Cath.	53
1994	Chris Truby	Auburn	56
1995	Omar Sanchez	St. Cath.	62
1996	Chris Stowers	Vermont	58
1997	Kennouth James	Auburn	61
1998	Keith Ginter	Auburn	55
	Carlos Duncan	Batavia	55
1999	Val. Pascucci	Vermont	62
2000	Greg Donato	Jamestown	56
2001	Todd Self	Pittsfield	52
	Kevin Youkilis	Lowell	52
2002	Reid Gorecki	New Jersey	55
	Ben Francisco	Mah. Valley	55
2003	Juan Peralta	Auburn	62
2004	Argenis Reyes	Mah. Valley	53
2005	Mike Hollimon	Oneonta	66
2006	Scott Sizemore	Oneonta	49
2007	Justin Snyder	Staten Island	68
2008	Miguel Fermin	Jamestown	54
2009	Derrick Gibson	Lowell	54
2010	Darrell Ceciliani	Brooklyn	56
2011	Tony Wolters	Mah. Valley	50
2012	Roman Quinn	Williamsport	56
2013	Zach Green	Williamsport	52
2014	Nick Thompson	State College	47
	Hunter Lockwood	Hudson Valley	47
2015	Johnny Sewald	Tri-City	57

YEARLY HITS CHAMPIONS

YEAR	PLAYER	TEAM	HITS
1939	Henry Redmond	Hamilton	166
1940	Larry Mancini	Olean	174
1941	Frank Heller	Jamestown	145
1942	George Lerchen	Jamestown	167
1943	Otis Davis	Jamestown	156
1944	Robert Rothel	Batavia	164
1945	Ken Humphrey	Jamestown	165
1946	Dick Kokos	Batavia	166
1947	Doc Alexson	Jamestown	163
1948	Howard Gutshall	Jamestown	171
1949	Dan Carnevale	Bradford	192
1950	Chuck Harmon	Olean	206
1951	Paul Owens	Olean	187
1952	Maury Wills	Hornell	160
1953	John Maggio	Bradford	184
1954	Robert Yoder	Hornell	201
1955	John Schaive	Erie	178
1956	Glenn Owens	Olean	155
1957	Ken Kraynak	Batavia	157
1958	Harold Jones	Batavia	160
1959	Marcial Allen	Wellsville	164
1960	Pablo Mitchell	Erie	157
1961	Tony Perez	Geneva	160
1962	Rigoberto Mena	Jamestown	154
1963	Mike Holodick	Jamestown	178
1964	Dan Napoleon	Auburn	175
1965	Richard Smith	Geneva	158
1966	Joseph Moock	Auburn	146
1967	Tommy Cole	Auburn	96
1968	Manual Crespo	Jamestown	95
1969	Dave Schmidt	Auburn	95
1970	Lambert Ford	Williamsport	88
	Jackson Miller	Auburn	88
1971	Jack Maloof	Auburn	103
1972	Felix Arce	Jamestown	79
1973	Steven Coulson	Oneonta	95
1974	Pat Peterson	Oneonta	88
1975	Charles Pinkney	Batavia	76
1976	Gary Holle	Newark	81
	Mike Ongarato	Elmira	81
1977	Boomer Wells	Utica	97
1978	Mike Turgeon	Geneva	98
1979	Kalvin Adams	Jamestown	99
1980	Russ Piggott	Geneva	85
1981	John Damon	Jamestown	91
1982	John Hennell	Utica	91
	Ricky Lemon	Jamestown	91
1983	Don Jacoby	Utica	105
1984	Lance Johnson	Erie	96
1985	Andrew Donatelli	Utica	87
1986	Oscar Escobar	St. Cath.	100
1987	Dan Nyssen	Auburn	96
1988	Andy Mota	Auburn	95
1989	Fabio Gomez	Watertown	98
1990	Robbie Katzaroff	Jamestown	107
1991	Robert Butler	St. Cath.	105
1992	Edgar Alfonzo	Pittsfield	106
1993	Mike Wiseley	Niagara Falls	92
1994	Chris Truby	Auburn	91
1995	Cliff Brumbaugh	Hud. Valley	101
1996	Chris Stowers	Vermont	90
1997	Raul Franco	Utica	103
1998	Sean Mahoney	Hud. Valley	86
1999	Matt Watson	Vermont	108
2000	Nathan Janowicz	Mah Valley	90
2001	Edgar Gonzalez	Hud. Valley	92
2002	Jorge Cortes	Williamsport	83
2003	Nyjer Morgan	Williamsport	92
2004	Argenus Reyes	Mah Valley	101
2005	Neil Sellers	Tri-City	96
2006	Scott Sizemore	Oneonta	96
2007	Justin Snyder	Staten Island	87
2008	Paul Gran	Jamestown	89
2009	Leandro Castro	Williamsport	81
2010	Darrell Ceciliani	Brooklyn	95
2011	Mason Williams	Staten Island	94
2012	Danry Vasquez	Connecticut	90
2013	Steven Ramos	State College	86
2014	Jhoan Urena	Brooklyn	85
2015	Casey Grayson	Mah. Valley	77

YEARLY AT BATS LEADERS

YEAR	PLAYER	TEAM	AB
1939	James Cooney	Olean	435
1940	Lawrence Mancini	Olean	477
1941	John O'Neil	Jamestown	467
1942	George Lerchen	Jamestown	535
1943	Otis Davus	Jamestown	475
1944	John Sebastian	Lockport	515
1945	Ken Humphrey	Jamestown	519
1946	Ted Bartz	Jamestown	518
1947	Joe Tedesco	Bradford	507
1948	Howard Gutshall	Jamestown	530
1949	Dan Carnnevale	Bradford	515
1950	Chuck Harmon	Olean	551
1951	Paul Owens	Olean	459
1952	Maury Wills	Hornel	533
1953	John Maggio	Bradford	516
1954	Charles Soraci	Hornell	522
1955	John Schaive	Erie	535
1956	William Hardy	Corning	522
1957	William Dow	Bataiva	483
1958	Chico Ruiz	Geneva	530
1959	Chico Diaz	Wellsville	492
1960	Gary Hess	Corning	500
1961	Roberto Sanchez	Batavia	494
1962	Bernie Smith	Auburn	482
1963	Mike Holodick	Jamestown	544
1964	John Pavlus	Auburn	542
1965	David Smith	Auburn	520
1966	Joe Moock	Auburn	497
1967*	Harry Wright	Batavia	308
1968	Jerry Terrell	Auburn	304
1969	Edwin Waters	Oneonta	292
1970	Mark Giegler	Batavia	279
1971	Dante Rosario	Newark	275
1972	Don Hopkins	Jamestown	291
1973	Rick Bosetti	Auburn	282
1974	Mike Edwards	Niagara Falls	275
1975	Dale Berra	Niagara Falls	269
1976	Rich Walterhouse	Niagara Falls	258
1977	Greg Wells	Utica	286
1978	Joe Hicks	Geneva	291
1979	Wallace Johnson	Jamestown	284
1980	Russ Piggott	Geneva	271
1981	Willie Cooley	Jamestown	304
1982	Williams Dotson	Jamestown	307
1983	Wilber Carabllo	Little Falls	308
1984	Bernardo Brito	Batavia	297
1985	Luis Medinas	Batavia	290
1986	Santiago Escobar	St. Catharines	320
1987	Dan Nyssen	Auburn	305
1988	Marquis Grissom	Jamestown	291
1989	Fabio Gomez	Waterton	296
1990	Rob Katzaroff	Jamestown	294
1991	Rob Butler	St. Catharines	311
1992	Edgardo Alfonzo	Pittsfield	298
1993	Shannon Stewart	St. Catharines	301
1994	Todd Whitehurst	Pittsfield	288
	Fausto Solano	St. Catharines	288
1995	Marlon Anderson	Batavia	312
1996	Abe Nunex	St. Catharines	297
1997	Rusty McNamara	Batavia	295
1998	Mike Moreno	Williamsport	286
1999	Matt Cepicky	Vermont	323
2000	Ron Acuna	Pittsfield	287
2001	Richard Lewis	Jamestown	285
	Bill McCarty	Jamestown	285
2002	Willie Rivera	Auburn	290
	Ryant Riley	Hudson Valley	290
2003	Josh Anderson	Lowell	297
2004	Argenis Reyes	Mah. Valley	324
2005	Jordan Parraz	Tri-City	282
	Brett Gardner	Staten Island	282
2006	Scott Sizemore	Oneonta	294
2007	Dominic Brown	Williamsport	285
2008	Cody Overbeck	Williamsport	290
2009	J.P. Ramirez	Vermont	295
2010	Darrell Ceciliani	Brooklyn	271
2011	Keury De La Cruz	Lowell	300
2012	Chris Serritella	Williamsport	300
2013	Harold Ramirez	Jamestown	274
2014	Jhoan Urena	Brooklyn	283
2015	Cedric Mullins	Aberdeen	277

YEARLY DOUBLES LEADERS

YEAR	PLAYER	TEAM	2B
1939	Henry Redmond	Hamilton	32
1940	Henry Redmond	Hamilton	35
1941	James Hanon	Bradford	38
1942	Walt Van Grofski	Wellsville	42
1943	Ernie Hrovatic	Jamestown	37
1944	Bob Rothel	Batavia	33
1945	Steve Kromko	Batavia	39
1946	Dick Kokos	Batavia	37
1947	Hyman Prosk	Olean	43
1948	George Scherger	Olean	49
1949	Danny Carnevale	Bradford	47
1950	Chuck Harmon	Olean	47
1951	Chuck Harmon	Olean	37
1952	Malcom Mick	Olean	36
1953	Ron Plaza	Hamilton	37
1954	Gene Davis	Hamilton	39
1955	John Schaive	Erie	41
1956	John Wisniewski	Olean	38
1957	Dick Selinger	Wellsville	37
1958	Marcial Allen	Wellsville	37
1959	Amado Samuel	Wellsville	36
1960	Bill Halter	Corning	29
1961	Fabio Fiallo	Auburn	35
1962	Steven Reeves	Geneva	29
1963	Tony Conigliaro	Wellsville	42
1964	Jim Munoz	Geneva	32
1965	Bill Brown	Geneva	24
1966	Dave McCammon	Jamestown	23
1967	Larry Rathje	Auburn	19
	Harry Wright	Batavia	19
1968	Tom Lolos	Auburn	17
	Jerry Terrell	Auburn	17
1969	Dave Schmidt	Auburn	21
1970	Martin Cott	Williamsport	16
1971	Dante Rosario	Newark	17
1972	Frank Slaton	Newark	15
1973	Jim Bendick	Newark	21
1974	Dennis Werth	Oneonta	23
1975	Bill Robbins	Niagara Falls	19
1976	Hary Holle	Newark	16
1977	S. Rende/G. Wells /D. Obal	Batavia/Utica /Geneva	17
1978	Joe Hicks	Geneva	20
	Brian Dayette	Oneonta	20
1979	Mike Diaz	Geneva	19
1980	Luis Gozman	Utica	18
	Fritzie Connally	Geneva	18
1981	Greg Guin	Erie	20
1982	Wes Kent	Niagara Falls	20
	Sam Nattile	Elmira	20
1983	Wilmer Caraballo	Little Falls	21
1984	Bernardo Brito	Batavia	19
	Mike Goff	Elmira	19
1985	Dennis Carter	Elmira	20
	Wayne Rogalski	Auburn	20
1986	Roger Haggerty	Elmira	16
	Jim Bullinger	Geneva	16
	Gary Cooper	Auburn	16
	Santiago Escobar	St. Catharines	16
1987	Jim Barragan	Utica	23
1988	Bryn Kosco	Jamestown	19
	Roy Gilbert	Erie	19
1989	Sherman Obando	Oneonta	23
1990	Paul Torres	Geneva	24
1991	John O'Brien	Hamilton	23
1992	Chad Tredaway	Geneva	19
1993	Dee Dowler	Geneva	26
1994	Todd Betts	Waterton	18
	Jon Saffer	Vermont	18
1995	Bob Daly	Pittsfield	22
1996	Joe Pomierski	Hudson Valley	25
1997	Pat Cutshall	Auburn	23
1998	Charley Carter	Auburn	24
1999	Rodney Nye	Pittsfield	30
2000	Mitch Jones	Staten Island	28
2001	Ernie Durazo	Auburn	22
2002	John Santor	New Jersey	24
2003	Brock Koman	Tri-City	25
	Ryan Mulhern	Mah. Valley	25
2004	Adam Lind	Auburn	23
2005	Steven Pearce	Williamsport	26
2006	Chris Vinyard	Aberdeen	20
2007	Jorge Jimenez	Lowell	23
2008	Jeremy Syan	Jamestown	21
2009	Yan Gomes	Auburn	23
2010	Ryan Fisher	Jamestown	24
2011	Matt Skole	Auburn	23
	Dan Muno	Brooklyn	23
	Jake Lowery	Mah. Valley	23
2012	Chris Serritella	Williamsport	24
2013	Johnny Field	Hudson Valley	20
	Zach Green	Williamsport	20
	Andrew Knapp	Williamsport	20
2014	Isaias Tejado	Staten Island	21
2015	Kelvin Gutierrez	Auburn	21
	Brad Haynal	Batavia	21

YEARLY TRIPLES LEADERS

YEAR	PLAYER	TEAM	3B
1939	Jim Coughlin	Bradford	13
1940	Wes Cox	London	14
1941	Vic Barnhaart	London	17
1942	George Lerchen	Jamestown	14
1943	Ernie Hrovatic	Jamestown	12
1944	Dan Hasenmayer	Bradford	23
1945	Ken Humphrey	Jamestown	13
1946	Jim Babcock	Olean	15
1947	Rod Woods	Hamilton	17
1948	Howard Gutshall	Jamestown	15
1949	George Kissell	Hamilton	15
1950	Richard Eaton	Jamestown	18
1951	Emil Karlik	Jamestown	16
1952	Gary Hayes	Corning	10
	Joe Melago	Jamestown	10
1953	Francis McElroy	Jamestown	13
1954	Ron Witucki	Jamestown	12
1955	Tom Keane	Bradford	11
1956	Wendell Antonie	Jamestown	9
	Jackson Queen	Jamestown	9
1957	Fred Duval	Corning	10
1958	Allen Yaeger	Corning	10
1959	G. McCafferty	Wellsville	13
	Cesar Tovar	Geneva	13
1960	Larry Daniels	Elmira	22
1961	Cesar Tovar	Geneva	13
	Jim Rooker	Jamestown	13
1962	Ted Uhlaender	Erie	15
1963	George Scott	Wellsvilee	9
1964	Bill Bradley	Batavia	9
	Wenton Etheridge	Binghamton	9
1965	Jerry Jenney	Binghamton	8
1966	Willie Mobley	Binghamton	9
1967	Dan Monzon	Auburn	7
1968	Rick Guarnera	Geneva	8
1969	Buddy Whitely	Auburn	6
1970	Bryan Lambe	Batavia	6
1971	Hector Gonzalez	Jamestown	6
	Bob Still	Oneonta	6
1972	Darryl Jones	Oneonta	11
	Terry Whitfield	Oneonta	11
1973	Kerry Dineen	Oneonta	10
1974	Mike Edwards	Newark	7
	Dave Bergman	Oneonta	7
	Dennis Werth	Oneonta	7
1975	Nate Chapman	Oneonta	6
1976	Craig Adams	Batavia	6
	Elijah Bonaparte	Auburn	6
1977	Ben Lloyd	Oneonta	7
	Kevin Bass	Newark	7
	Greg Wells	Utica	7
1978	Matt Winters	Oneonta	11
1979	Kalvin Adams	Jamestown	13
1980	Dave Hoeksema	Utica	6
1981	R. Washington	Batavia	8
1982	Craig Smajstrla	Niagara Falls	10
1983	Tom Mitchell	Auburn	7
1984	Jim Winters	Niagara Falls	7
1985	Brady Anderson	Elmira	6
1986	Moises Alou	Waterton	8
1987	Steve Kirpatrick	Utica	7
1988	Rob Lukachyk	Utica	8
1989	Chris Butterfield	Pittsfield	8
	Tim Howard	Pittsfield	8
1990	Rob Katzaroff	Jamestown	7
	Kevin Jordan	Jamestown	7
1991	James Mouton	Auburn	10
1992	Matt Luke	Oneonta	7
1993	Tim Forkner	Auburn	9
1994	F. Seguigol	Oneonta	9
1995	Terry Joseph	Williamsport	10
1996	Donzell McDonald	Oneonta	10
1997	Noah Hall	Vermont	8
1998	Teuris Olivares	Oneonta	6
	Kelly Ramos	Pittsfield	6
	Domingo Estevez	St. Catharines	6
1999	Ramon Araujo	New Jersey	8
2000	Charlie Thomas	Jamestown	8
	Dennis Malave	Mah. Valley	8
	Phil Downing	Vermont	8
2001	Ryan Raburn	Oneonta	8
2002	Reid Gorecki	New Jersey	13
2003	Kody Kirkland	Oneonta	11
2004	Justin Justice	Oneonta	7
2005	Mike Hollimon	Oneonta	10
2006	Alex Presley	Williamsport	8
2007	Casper Wells	Oneonta	11
2008	Anthony Scelfo	Hudson Valley	8
2009	Aaron Burke	State College	7
	Jamie Johnson	Oneonta	7
2010	Darrell Ceciliani	Brooklyn	12
2011	Taylor Lewis	State College	7
2012	Roman Quinn	Williamsport	11
2013	Austin Dean	Batavia	7
2014	Mike Meyers	Lowell	9
2015	Aaron Mizell	Tri-City	7
	Junior Valera	Staten Island	7

YEARLY HOME RUN CHAMPIONS

YEAR	PLAYER	TEAM	HR
1939	Arthur Strott	Niagara	17
1940	Larry Mancini	Olean	25
1941	John Newman	Jamestown	29
1942	John Newman	Jamestown	27
1943	Carl Petroziello	Hornell	11
1944	George Shuba	Olean	14
1945	C. Sawatski/L. Riley	Bradford	13
1946	Dick Kokos	Batavia	21
	Joe Abreu	Wellsville	21
1947	Jim Pokel	Bradford	28
1948	Joe Fromuth	Bradford	18
1949	Carmen Links	Batavia	24
1950	Don Zimmer	Hornell	23
1951	Ray Reed	Wellsville	27
1952	Tom McDonald	Olean	20
1953	Ted Sepkowski	Wellsville	37
1954	Ted Sepkowski	Wellsville	45
1955	Dale Bennetch	Bradford	19
1956	George Lewis	Corning	32
1957	Tony Gonzales	Hornell	22
1958	Ray Withrow	Wellsville	32
1959	Bob Bauer	Auburn	22
1960	Larry Daniels	Elmira	22
1961	Roberto Sanchez	Batavia	36
1962	Bob Guindon	Olean	37
1963	Byron Browne	Batavia	32
1964	Bill Schlesinger	Wellsville	37
1965	Lewis Dorsch	Wellsville	29
1966	Cito Gaston	Batavia	28
1967	Charles Lelas	Oneonta	12
1968	Tommy Lolas	Auburn	14
1969	Larry Mansfield	Williamsport	21
1970	Pedro Garcia	Newark	14
1971	Mike Poepping	Auburn	18
1972	Cannon Smith	Jamestown	14
1973	Randy Trapp	Batavia	12
1974	Steve Bowling	Newark	12
1975	Greg Anderson	Newark	9
	Sammie Jones	Batavia	9
1976	Gary Holle	Newark	19
1977	Tim Glass	Batavia	21
1978	Ted Anderson	Batavia	18
	Ted May	Geneva	18
1979	T. Grant/ J. Upton /R. LaVigne	Geneva	10
1979	Tom Martinez	Batavia	10
	Ed Petryschuk	Utica	10
	Matt Winters	Oneonta	10
1980	Tony Stevens	Elmira	15
1981	Robert Giles	Little Falls	19
1982	John Hennell	Utica	23
1983	Don Jacoby	Utica	22
1984	Bernardo Brito	Batavia	19
1985	Dennis Carter	Erie	16
1986	Julian Yan	St. Cath	15
1987	Craig Faulkner	Batavia	16
1988	Terry Brown	Erie	13
	Brian Cummings	Batavia	13
1989	Jeff Kent	St. Cath	13
1990	Sean Ryan	Batavia	16
1991	Ossie Timmons	Geneva	12
	Felix Colon	Elmira	12
1992	Todd Pridy	Erie	14
1993	Wes Shook	Erie	17
1994	Freddy Garcia	St. Cath.	13
1995	Jose Guillen	Erie	12
1996	William Skett	St. Cath.	15
1997	Alex Steele	Jamestown	14
	Andy Dominique	Batavia	14
1998	Jared Sandberg	Hud. Valley	12
	Christian Rojas	Watertown	12
1999	Dan Grummitt	Hud. Valley	22
2000	Mitchell Jones	Staten Island	11
2001	Francis Corr	Brooklyn	13
	Walter Young	Williamsport	13
2002	Joseph Gomes	Hud. Valley	15
2003	Vito Chiaravalloti	Auburn	12
2004	Mario Garza	Tri-City	15
2005	Cory Patton	Auburn	14
2006	Mark Hamilton	State College	8
	Kyle Larsen	St. Island	8
	Ryan Royster	Hud. Valley	8
	Chris Vinyard	Aberdeen	8
2007	Jason Jacobs	Brooklyn	12
2008	Miguel Fermin	Jamestown	17
2009	Neil Medchill	Staten Island	14
2010	Marcel Ozuna	Jamestown	21
2011	Jeff Malm	Hud. Valley	12
2012	S. Butler/P. O'brien	Sta. Island	10
2013	Zach Green	Williamsport	13
2014	Jiandido Tromp	Williamsport	14
	Rowan Wick	State College	14
2015	Stone Garrett	Batavia	11

YEARLY RBI CHAMPIONS

YEAR	PLAYER	TEAM	RBI
1939	Charles Lamendola	Olean	85
1940	Larry Mancini	Olean	109
1941	John Newman	Jamestown	96
1942	Connie Creeden	Bradford	119
1943	Ernest Hrovatic	Jamestown	96
1944	Steve Kromko	Batavia	93
1945	Carl Sawatski	Bradford	111
1946	Dick Kokos	Batavia	114
1947	Jim Pokel	Bradford	125
1948	Howard Gutshall	Jamestown	108
1949	Dan Carnevale	Bradford	126
1950	Chuck Harmon	Olean	139
1951	Chuck Harmon	Olean	143
1952	Tom tald	Olean	111
1953	Ted Sepkowski	Wellsville	145
1954	Ted Sepkowski	Wellsville	144
1955	Edward Lyons	Hamilton	115
1956	Jim Hubbard	Erie	109
1957	Rich Seelinger	Wellsville	100
1958	Ray Withrow	Wellsville	142
1959	Marcial Allen	Wellsville	92
	Willard Hamill	Corning	92
1960	Gene Domzalski	Auburn	104
1961	Tony Perez	Geneva	132
1962	Bob Guindon	Olean	121
1963	John Maddox	Wellsville	101
1964	Dan Napoleon	Auburn	134
1965	Richard Smith	Geneva	109
1966	Cito Gaston	Batavia	104
1967	Tommy Cole	Auburn	66
	Danny Monzon	Auburn	66
1968	Clarence Vaughns	Newark	73
1969	Bob Storm	Auburn	57
1970	Martin Cott	Williamsport	52
1971	Mike Poepping	Auburn	57
1972	Cannon Smith	Jamestown	56
1973	John Guarnaccia	Auburn	59
1974	Dennis Werth	Oneonta	61
1975	Dale Berra	Niagara Falls	49
1976	Gary Holle	Newark	77
1977	Boomer Wells	Utica	68
1978	Joe Hicks	Geneva	74
1979	Calvin Adams	Jamestown	69
1980	Jeff Reynolds	Oneonta	56
1981	Bill Lyons	Erie	65
1982	John Hennell	Utica	69
1983	Don Jacoby	Utica	74
1984	Jay Buhner	Watertown	58
	Chuck Lynn	Newark	58
1985	Dennis Carter	Erie	77
1986	Todd Zeile	Erie	63
1987	Boi Rodriguez	Jamestown	65
1988	Terry Brown	Erie	49
1989	Howard Prager	Auburn	58
1990	Andy Hartung	Geneva	70
1991	Mike Daniel	Jamestown	62
1992	Todd Pridy	Erie	61
1993	Greg Thomas	Watertown	63
1994	Chris Truby	Auburn	61
1995	Rob Daly	Pittsfield	60
1996	Kevin Burns	Auburn	55
1997	Kevin Haverbusch	Erie	55
	Derrick Lankford	Erie	55
1998	Brian August	Oneonta	67
1999	Jason Lane	Auburn	59
2000	Ryan Church	Mah. Valley	65
2001	Juan Camacho	Staten Island	51
2002	John Santor	New Jersey	62
2003	Vito Chiravalloti	Auburn	67
2004	Mario Garza	Tri-City	65
2005	Ryan Patterson	Auburn	65
2006	Brennan Boesch	Oneonta	54
2007	Damon Sublett	Staten Island	53
2008	Cody Overbeck	Williamsport	57
2009	Yan Gomes	Auburn	44
2010	Marcel Ozuna	Jamestown	60
2011	Matt Skole	Auburn	48
2012	Chris Serritella	Williamsport	47
2013	David Washington	State College	50
2014	Leo Castillo	Williamsport	49
2015	Stone Garrett	Batavia	46

INDIVIDUAL STOLEN BASE CHAMPIONS

YEAR	PLAYER	TEAM	SB
1939	Ed Turchin	Batavia	22
1940	Don Richmond	Batavia	36
1941	John Newman	Jamestown	31
1942	John Mihalik	Batavia	41
1943	Otis Davis	Jamestown	32
1944	Tom Acardo	Lockport	42
1945	Bob Riley	Bradford	48
1946	Jim Babcock	Olean	40
1947	Ed Trojanowski	Bradford	31
1948	Paul Porubski	Hamilton	31
1949	Jack Seltenreich	Bradford	40
1950	Don Zimmer	Hornell	63
1951	Angel Scull	Wellsville	60
1952	Maurice Wills	Hornell	54
1953	Ramon Mejias	Batavia	42
1954	Dick Lisiecki	Jamestown	72
1955	Pedro Alomar	Wellsville	39
1956	Jessie Queen	Jamestown	23
1957	Carmen Santoli	Olean	68
1958	Bill Wyatt	Batavia	56
1959	Jim Guinn	Elmira	40
1960	Nestor Velazquez	Erie	30
1961	Cesar Tovar	Geneva	88
1962	Hilario Rojas	Jamestown	28
	Ron Woods	Batavia	28
1963	Louis Abrahams	Geneva	27
1964	Mike Holodick	Jamestown	28
1965	Dave Truelock	Binghamton	29
1966	Willy Mobley	Binghamton	77
1967	Terry Echan	Oneonta	21
1968	J. Thomas Kelly	Newark	16
1969	Wilbur Howard	Newark	20
1970	Bryan Lambe	Batavia	24
1971	Bob Still	Oneonta	28
1972	Don Hopkins	Jamestown	63
1973	Rick Bosetti	Auburn	27
1974	Dave Carter	Oneonta	28
1975	Mark Hiller	Batavia	34
1976	Carlton Steele	Elmira	30
1977	Ron Sorey	Utica	33
1978	Ted Wilborn	Oneonta	57
1979	Ron Naclerio	Niagara Falls	38
1980	Mike Ciampi	Elmira	35
1981	John Damon	Jamestown	33
1982	Geoff Doggett	Geneva	66
1983	Stan Jefferson	Little Falls	35
1984	D. Scott Little	Little Falls	34
1985	Ken Warmbier	Erie	42
1986	Ced Landrum	Geneva	49
1987	Don Buford	Newark	35
1988	Derek Lee	Utica	54
1989	Pat Howell	Pittsfield	45
1990	Jeff McNeeley	Elmira	39
1991	Jim Mouton	Auburn	60
1992	Byron Mathews	Utica	42
1993	Glenn Barker	Niagara Falls	37
1994	Ed Comeaux	Hud. Valley	25
1995	Amaury Garcia	Elmira	41
1996	Donzell McDonald	Oneonta	54
1997	Terry Freeman	Erie	46
1998	Essex Snead	New Jersey	42
1999	Alex Requena	Mah. Valley	44
2000	Tony Hensley	Batavia	43
2001	Chris Duffy	Williamsport	30
	Angel Pagan	Brooklyn	30
2002	Joe Vandever	New Jersey	31
2003	Javon Moran	Batavia	27
2004	Jermel Lomack	Williamsport	29
2005	Jose Constanza	Mah. Valley	24
2006	James Rapoport	State College	24
2007	Brandon Whiting	Vermont	37
2008	Mike Ross	Hud. Valley	30
2009	Wilfred Pichardo	Lowell	32
2010	Felix Sanchez	Lowell	38
2011	Mason Williams	Staten Island	28
	Kyrell Hudson	Williamsport	28
2012	Roman Quinn	Williamsport	30
2013	Harold Ramirez	Jamestown	23
	Jeff Roy	Jamestown	23
2014	Greg Allen	Mah. Valley	30
2015	Johnny Sewald	Tri-City	31

INDIVIDUAL PITCHING CHAMPIONS WINS

YEAR	PLAYER	TEAM	WINS
1939	Hayden Shupe	Olean	17
1940	John Castoldi	Batavia	18
1941	Joe Belforti	Bradford	17
1942	Charles Schupp	Jamestown	24
1943	Pete Gebian	Hornell	16
1944	Phil Poole	Lockport	22
1945	Leon Titus	Bradford	19
1946	Bill Koszrek	Bradford	18
1947	T. Kapuscinski	Jamestown	16
1948	Bob Christophel	Lockport	25
1949	Willird Schmidt	Hamilton	22
1950	Ralph Butler	Hornell	23
1951	Douglas Gostlin	Hornell	17
	Ed Williams	Olean	17
	John Gates	Olean	17
1952	Bob Umfleet	Hamilton	23
1953	Vince Traken	Jamestown	19
1954	Marty Kutyna	Hamilton	17
	Robert Stragier	Wellsville	17
1955	Gary Geiger	Hamilton	20
	Henry Bolinda	Bradford	20
1956	Robert Milo	Olean	20
1957	Luis DeLeon	Wellsville	17
	Gerald Lis	Batavia	17
1958	B. Risenhoover	Geneva	20
1959	Ben Griggs	Wellsville	21
1960	William Jones	Erie	20
1961	Jim Hannan	Olean	17
1962	Jim Merritt	Erie	19
1963	Bob Lee	Batavia	20
1964	Richard Nold	Geneva	20
1965	Bill Denehy	Auburn	13
	Paul Alspach	Auburn	13
	Bill Hepler	Geneva	13
1966	Ralph Scott	Binghamton	15
1967	Paul Epperson	Auburn	11
	Mike Colin	Auburn	11
1968	S. Cushmore	Batavia	11
1969	Bob Strampe	Batavia	10
	Joe Jabar	Newark	10
1970	Mark Wiley	Auburn	9
1971	Stephan Foran	Williamsport	10
1972	Dave Fanning	Auburn	9
	Scott Larson	Oneonta	9
1973	Neal Mersch	Oneonta	11
1974	Fred Anyzeski	Oneonta	10
1975	W. Bigos/W. Dick	Elmira/Newark	9
1976	Michael Howard	Elmira	8
1977	Mike McLeod	Oneonta	9
1978	Mike Parker	Geneva	13
1979	Fred Toliver	Oneonta	10
1980	Joe Housey	Geneva	10
	Kevin Spicer	Little Falls	10
1981	Charles Scott	Jamestown	10
1982	Roy Moretti	Utica	9
1983	John Boyles	Little Falls	12
	John Seitz	Utica	12
	Mike Zamba	Utica	12
1984	David Bear	Utica	9
	Jamie Moyer	Geneva	9
	Brad Mettler	Elmira	9
	Rich Caldwell	Newark	9
1985	Jeff Ballard	Newark	10
	Troy Evers	Oneonta	10
1986	Blaine Beatty	Newark	11
1987	Doug Royalty	Auburn	10
1988	Don Freed	Jamestown	13
1989	John Johnstone	Pittsfield	11
1990	Jessie Hollins	Geneva	10
	Ed Vazquez	Pittsfield	10
	Bill Wertz	Watertown	10
1991	Heath Haynes	Jamestown	10
	Chris Shanahan	Pittsfield	10
1992	T.J. Matthews	Hamilton	10
	Dave Oehrlein	Hamilton	10
1993	Joshua Neese	Niagara	12
1994	Jason Durocher	Vermont	9
	S. Cunningham	New Jersey	9
1995	Chris Weidert	Vermont	11
1996	Courtney Duncan	Williamsport	11
1997	Kris Lambert	Erie	11
1998	Chris Reinike	Watertown	10
1999	Jairo Pineda	Auburn	9
2000	Andrew Beal	Staten Island	9
2001	Harold Eckert	Brooklyn	9
	Ross Peeples	Brooklyn	9
2002	Joshua Shortslef	Williamsport	10
2003	Tom Mastny	Auburn	8
2004	Ronnie Martinez	Tri-City	11
2005	Dave Seccombe	Staten Island	8
2006	Chris Salamida	Tri-City	10
2007	Dylan Owen	Brooklyn	9
2008	Andy Shive	Staten Island	9
2009	Mark Cohoon	Brooklyn	9
2010	Chris Hilliard	Brooklyn	9
2011	Josh Hodges	Jamestown	8
2012	Will Cuevas	Lowell	8
	Rainy Lara	Brooklyn	8
2013	Miller Diaz	Brooklyn	7
	Evan Grills	Tri-City	7
	Kevin Herget	State College	7
	Justin Jackson	Batavia	7
	Sebastian Vader	Aberdeen	7
2014	Marcos Molina	Brooklyn	7
	Joe Musgrove	Tri-City	7
	Austin Pritcher	Connecticut	7
	Troy Scribner	Tri-City	7
2015	Mitch Gueller	Williamsport	10

YEARLY STRIKEOUT CHAMPIONS

YEAR	PITCHER	TEAM	K'S
1939	Hayden Shupe	Olean	170
1940	Rich Schmidt	Olean	173
1941	George Carlonas	London	181
1942	Bubber Moore	Wellsville	258
1943	Boyd Tepler	Lockport	254
1944	Victor Trahd	Lockport	162
1945	Joseph Menarchek	Hornell	248
1946	Alfred Gavey	Hamilton	181
1947	Vance Stine	Hamilton	194
1948	Gerald Kleinsmith	Jamestown	258
1949	John Gilbert	Hornell	191
1950	Ralph Butler	Hornell	175
1951	Karl Spooner	Hornell	200
1952	Jim Coates	Olean	223
1953	George Player	Wellsville	179
1954	Eli Grba	Corning	209
1955	Gary Geiger	Hamilton	177
1956	Martin Stabiner	Hornell	216
1957	Richard Griffith	Elmira	174
1958	Bob Risenhoover	Geneva	236
1959	Ben Griggs	Wellsville	175
1960	William Jones	Erie	196
1961	Jim Hannan	Olean	254
1962	Jim Merritt	Erie	249
1963	George Angel	Geneva	250
1964	Dick Nold	Geneva	274
1965	George Robinson	Wellsville	221
1966	Mickey Scott	Binghamton	190
1967	Paul Epperson	Auburn	132
1968	Paul Splittorff	Corning	136
	Jeff Vollweiler	Geneva	136
1969	Bob Strampe	Batavia	138
1970	Mark Wiley	Auburn	144
1971	Stephen Foran	Williamsport	138
1972	Dave Fanning	Auburn	128
1973	Ronnie Sims	Elmira	129
1974	Barry Cort	Newark	123
1975	Gil Patterson	Oneonta	97
1976	Fred Honeycutt	Niagara Falls	98
1977	Chris Welsh	Oneonta	125
1978	Charlie Puleo	Utica	125
1979	Bryan Hardy	Geneva	82
	Bill Sattler	Jamestown	82
1980	Craig Lefferts	Geneva	99
1981	John Adams	Erie	107
1982	Jim Deshaies	Oneonta	137
1983	Roy Moretti	Utica	116
1984	Jamie Moyer	Geneva	120
1985	Bill Cunningham	Jamestown	116
	Blaise Ilsley	Auburn	116
1986	Joe Skalski	Batavia	130
1987	Alex Sanchez	St. Cath.	116
1988	Mike Sodders	Geneva	119
1989	Shannon Jones	Geneva	114
1990	Sam Militello	Oneonta	119
1991	Mike Lynch	Erie	102
1992	Dave Orhrlein	Hamilton	99
1993	J. Isringhausen	Pittsfield	104
1994	Brian Grant	St. Cath.	90
1995	Bob St. Pierre	Oneonta	91
1996	Bobby Rodgers	Lowell	108
1997	Scott Comer	Pittsfield	98
1998	Brody Percell	Watertown	105
1999	Joe Kennedy	Hud. Valley	101
2000	Seung Song	Lowell	93
2001	Charles Manning	Staten Island	87
2002	Ryan Bicondoa	Brooklyn	94
2003	Matt Albers	Tri-City	94
2004	Anibal Sanchez	Lowell	101
2005	Wade Davis	Hud. Valley	97
2006	Jeremy Hellickson	Hud. Valley	96
2007	Drew Naylor	Williamsport	97
2008	Brad Holt	Brooklyn	96
2009	Alexander Colome	Hud. Valley	94
2010	Zach Varce	Staten Island	74
2011	Luis Sanz	Connecticut	76
2012	Luis Mateo	Brooklyn	85
2013	Miller Diaz	Brooklyn	87
2014	Marcos Molina	Brooklyn	91
2015	Kevin Canelon	Brooklyn	70

YEARLY SAVES LEADERS

YEAR	PITCHER	TEAM	SAVES
1969	Rob Thomas	Batavia	11
1970	Richard Stonum	Newark	9
1971	Carlos Velazquez	Newark	10
1972	Bob Bartlett	Batavia	9
1973	Tim Milner	Batavia	11
1974	Larry Angel	Niagara Falls	8
1975	Dave Sylvia	Newark	7
1976	Steve Schneck	Elmira	8
1977	Richard Nicholson	Newark	12
1978	J. Galante/M. Moore	Auburn/Oneonta	5
1979	L. Hrynko/K. Hoffman	Batavia/Oneonta	9
1980	H. Fauland/K. Pryce	Oneonta/Geneva	9
1981	Randy Huber	Jamestown	10
1982	John Moses	Niagara Falls	10
1983	Roy Moretti	Utica	10
1984	Mark Davis	Little Falls	22
1985	Jeff Hirsch	Geneva	13
1986	Willie Blair	St. Catharines	12
1987	Jeff Massicotte	Geneva	15
1988	Joe Ausanio	Watertown	13
1989	Mike Gardella	Oneonta	19
1990	Garry Wurm	Erie	19
1991	Cory Bailey	Elmira	15
1992	Jamie Corcoran	Hamilton	24
1993	Craig Grasser	Glens Falls	19
1994	Brandall Buckles	Hudson Valley	18
1995	Bob Marquez	Vermont	21
1996	K. Kawabata/C. McFerrin	Batavia/Auburn	20
1997	Dan Mota	Oneonta	17
1998	Derek Gooden	New Jersey	17
1999	Matt Watson	Vermont	19
2000	Santo Samora	New Jersey	17
2001	Jeff Miller	Williamsport	15
2002	Matt Brumit	Staten Island	22
2003	B. Paulk/C. Homer	Brooklyn/Oneonta	15
2004	Gus Hlebovy	Vermont	16
2005	Derek Feldman	Hudson Valley	15
2006	Luis Lebron	Aberdeen	20
2007	Noah Krol	Oneonta	17
2008	Pat Venditte	Staten Island	23
2009	Michael Powers	Brooklyn	17
2010	Jordan Conley	Jamestown	16
2011	Juary Gomez	Williamsport	10
2012	Blake Ford/Derek Self	Tri-City/Auburn	14
2013	Brett McKinney/Zac Reininger	Jamestown/Connecticut	10
2014	Shane Bay/Carlos Pinales	Brooklyn/Lowell	15
2015	Robert Tasin	Williamsport	17

Note: Save records began in 1969

YEARLY ERA CHAMPIONS

YEAR	PITCHER	TEAM	ERA
1939	Russell Norman	Hamilton	2.63
1940	John Castoldi	Batavia	2.84
1941	John Mikan	Hamilton	2.48
1942	Charlie Schupp	Jamestown	2.34
1943	Pete Gabrian	Hornell	2.20
1944	Frank Mahoney	Batavia	1.91
1945	Rich Palmisiano	Batavia	1.40
1946	Jim Dimitriadis	Jamestown	2.03
1947	Dick Littlefield	Wellsville	1.97
1948	C. McCombie	Hamilton	2.42
1949	William Furlong	Jamestown	1.89
1950	El Roy Face	Bradford	2.58
1951	Jim Stump	Jamestown	1.93
1952	Bob Umfleet	Hamilton	1.60
1953	Vince Traken	Jamestown	2.51
1954	Bob Mische	Jamestown	3.30
1955	Garland Shifflett	Erie	1.95
1956	Keith Nicolls	Wellsville	1.76
1957	Luis DeLeon	Wellsville	2.36
1958	Ed Banach	Wellsville	1.92
1959	Dick Dumas	Auburn	2.22
1960	Norm Forsythe	Elmira	2.52
1961	John Morris	Elmira	2.02
1962	G. Roggenburk	Erie	2.07
1963	Bob Lee	Batavia	1.70
1964	Bill Craft	Auburn	3.28
1965	Lou Romanucci	Binghamton	2.53
1966	Jerry Koosman	Auburn	1.38
1967	Larry Herring	Geneva	1.65
1968	Guy Hansen	Oneonta	1.67
1969	Jerry Bell	Newark	2.18
1970	Bill Leinheiser	Newark	1.01
1971	Stan Thomas	Geneva	1.63
1972	Rob Artemenko	Oneonta	1.52
1973	M.V. DeCasteele	Geneva	0.72
1974	Fred Anyzeski	Oneonta	1.61
1975	Richard Waller	Elmira	1.37
1976	Danny Parks	Elmira	2.27
1977	Ron Driver	Newark	1.68
1978	Scott Gleckel	Niagara	2.16
1979	Stefan Wever	Oneonta	1.77
1980	Joe Housey	Geneva	1.50
1981	Jackie Uhey	Utica	2.65
1982	Mike Hogan	Auburn	1.82
1983	Mike Friedrich	Auburn	1.79
1984	Todd Simmons	Niagara	1.29
1985	Troy Evers	Oneonta	1.87
1986	Ken Patterson	Oneonta	1.35
1987	Bob Wishnevski	St. Cath.	1.53
1988	Dan Freed	Jamestown	0.67
1989	Art Canestro	Oneonta	1.06
1990	Bobby Ryan	Watertown	0.73
1991	Brian Looney	Jamestown	1.16
1992	Tim Crabtree	St. Cath.	1.57
1993	A. Meinershagen	St. Cath.	1.88
1994	Matt Drews	Oneonta	2.10
1995	Chris Weidert	Vermont	1.79
1996	Ken Raines	Hud. Valley	1.07
1997	Matt Blank	Vermont	1.69
1998	Geoffrey Geary	Batavia	1.60
1999	Todd Moser	Utica	1.53
2000	Simon Young	Mah. Valley	1.75
2001	Ross Peeples	Brooklyn	1.34
2002	Mike Hinckley	Vermont	1.37
2003	Kurt Isenberg	Auburn	1.63
2004	Anibal Sanchez	Lowell	1.77
2005	Bob Parnell	Brooklyn	1.73
2006	Chris Salamida	Tri-City	1.06
2007	Dylan Owen	Brooklyn	1.49
2008	Brad Holt	Brooklyn	1.87
2009	Jose Alverez	Lowell	1.52
2010	Yohan Almonte	Brooklyn	1.91
2011	Brennan Smith	Connecticut	1.53
2012	Hansel Robles	Brooklyn	1.11
2013	Michael Feliz	Tri-City	1.96
2014	Marcos Molina	Brooklyn	1.77
2015	Spenser Watkins	Connecticut	2.23
	Mitch Gueller	Williamsport	2.23

ALL-TIME NO-HIT LOG

PITCHER(S)	TEAM	DATE	OPPONENT
Walt Balash	Niagara Falls	7/12/40	London
Andy Rose	London	8/07/40	Bradford
Bob Vetter	Jamestown	6/07/43	Batavia
Boyd Tepler	Lockport	6/03/44	Hornell
Fran Smith	Lockport	6/04/46	Hornell
John Rutherford	Olean	7/28/47	Lockport
Ken Fremming	Jamestown	8/27/47	Wellsville
Chuck McCombie	Hamilton	8/28/48	Bradford
Jerry Kleinsmith	Jamestown	8/31/48	Hamilton
Lou Blackmore	Wellsville	8/31/48	Lockport
Dick Fortune	Jamestown	7/20/50	Lockport
Karl Spooner	Hornell	5/15/51	Bradford
Ted Morris	Olean	6/25/51	Hamilton
Bob Rauber	Hamilton	8/18/52	Olean
Frank Etchberger +	Bradford	8/20/52	Batavia
Jim Mitchell +	Batavia	8/20/52	Bradford
Gary Geiger	Hamilton	6/09/55	Erie
John Herbert **	Erie	7/25/56	Hornell
Luis DeLeon	Wellsville	5/12/57	Elmira
Fred Haddix	Corning	5/17/57	Wellsville
Cubert Smith	Erie	5/17/58	Auburn
Robert Bailargeon	Elmira	6/06/59	Geneva
Dennis Ballard	Auburn	7/03/59	Geneva
Dick Sherrow	Wellsville	9/02/60	Geneva
Joe Durelli	Elmira	5/10/61	Erie
Fred Wolff	Olean	6/03/61	Batavia
Mike Thornton	Geneva	8/13/61	Olean
Ernest Abels	Wellsville	6/06/65	Jamestown
John Silva	Oneonta (7 inn)	7/22/66	Auburn
Nils Lambert/Ron Thomas	Batavia	8/18/69	Geneva
Charles Arrendale	Niagara Falls	7/23/70	Newark
Bert Raschke	Oneonta (7 inn)	8/11/71	Newark
Gerald Ginter	Geneva (7 inn)	8/24/71	Niagara Falls
Steven Ayers	Jamestown (7 inn)	8/25/71	Batavia
Thomas Deidel #	Newark (5 inn)	8/03/72	Batavia

LEGEND

+ Etchberger and Mitchell pitched no-hitter against each other.
Etchberger (Bradford) won 1-0 on walk, steal, infield out, and sacrifice fly

** Perfect Game (3 in League History)

Lost to Batavia 2-0 in 5 innings (rain)

ALL-TIME NO-HIT LOG (CONT'D)

PITCHER(S)	TEAM	DATE	OPPONENT
Timothy Juran	Batavia (7 inn)	8/26/72	Niagara Falls
Daniel Boltano	Auburn	8/21/73	Elmira
Gregory Diehl **	Oneonta (7 inn)	7/07/74	Newark
James Wright	Auburn (7 inn)	8/25/74	Batavia
Jack Morris	Newark	7/06/75	Oneonta
Laurence Kienzle	Niagara Falls (7 inn)	7/30/76	Batavia
Gregory Staffon	Jamestown (7 inn)	8/18/77	Elmira
Randall Bozeman	Little Falls (7 inn)	8/15/78	Batavia
Gregory Dunn	Erie	8/03/81	Batavia
Bill Fulton	Oneonta	7/25/83	Geneva
Dody Rather	Oneonta	7/24/85	Waterton
Doug Cinnela	Newark	7/23/86	Oneonta
Doug Cinnela	Newark	8/03/86	Auburn
Terry Griffin	Little Falls	7/07/88	Utica
Dough Marcero	Niagara Falls	8/26/89	Elmira
Ray Doss	Welland	8/29/89	Batavia
Shawn Turri/Bob Undorf	Niagara Falls (7 inn)	8/29/90	Elmira
David Oehrlein	Hamilton (5 inn)	8/10/92	Auburn
Gregg Twiggs	Geneva (7 inn)	6/30/93	Auburn
Andy Larkin	Elmira	7/25/93	Welland
Peter Agostinelli	Batavia (7 inn)	9/01/93	Welland
Joe Montelongo/Rob Rehkopf	Williamsport	6/19/94	Elmira
Mark Sievert	St Catharines (7 inn)	8/05/94	Utica
Elvin Hernandez	Erie	8/24/95	Oneonta
Luis Delossantos	Oneonta	7/28/96	Batavia
D. Martinez/S. DePaula/M. Miner/ K. Wagner	Watertown	9/03/96	Utica
T. Redding/D. Peguero/T. Sullivan	Auburn	8/04/98	St. Catharines
Pasqual Coco	St. Catharines	8/16/98	Jamestown
Doug Waechter	Hudson Valley	8/10/00	Pittsfield
Jason Arnold	Staten Island	7/27/01	Vermont
Jordan Tata/Chris Homer	Oneonta	9/02/03	Tri-City
Bob Ray/Adrian Martin	Auburn	8/26/05	Batavia
Yulkim German	Lowell	8/13/06	Hudson Valley
Henry Cabrera/Olivo Astascio	Willamsport	9/06/06	Batavia
K. DeLaCruz/D. Frega/V. Pestano	Mahoning Valley	7/12/07	Vermont
Guillermo Moscoso**	Oneonta	7/14/07	Batavia
S. Wolf/D.Miller/A. Mowdy	Tri-City	6/21/08	Oneonta
D. Stokes/A. Shawler/T. Stohr	Oneonta	6/30/08	Tri-City
Brandon Moore	Brooklyn	8/23/09	Aberdeen
J.C. Menna/Deyvi Jimenez/Ryan Dull	Vermont	9/1/12	Tri-City
Y. Rios/M. Meadows/M. Martinez	Williamsport	8/18/13	Mah. Valley
L. Gomez/C. Melo/K. Doane	Mah. Valley	9/02/13	Batavia

LEGEND

** Perfect Game (3 in League History)

INDEX

PAGE
All-Stars (MLB) & NYPL, 2015 38
All-Star Game, NYPL Roster & Results 37
Annual MLB Awards and Leaders & NYPL 40-41
Attendance, All-Time 39
Attendance, 2014 and 2015 4
Club Directories 8-35
    Aberdeen IronBirds 8-9
    Auburn Doubledays 10-11
    Batavia Muckdogs 12-13
    Brooklyn Cyclones 14-15
    Connecticut Tigers 16-17
    Hudson Valley Renegades 18-19
    Lowell Spinners 20-21
    Mahoning Valley Scrappers 22-23
    State College Spikes 24-25
    Staten Island Yankees 26-27
    Tri-City ValleyCats 28-29
    Vermont Lake Monsters 30-31
    West Virginia Black Bears 32-33
    Williamsport Crosscutters 34-35
League Directory 3
League Leaders, 1939-Present 62-76
    Batting 62-70
    Pitching 71-76
Major League Debuts, 2015 36
MLB Playoffs and the NYPL, 2015 42-43
No-Hitters 75-76
NYPL History 6
NYPL Hall of Fame 59-61
NYPL Playoff Format 3
Players of the Week, 2015 52
Playoff Winners, Alice H. Nader Cup (League Championship) 53-55
President's Address 2
Roster Limits 3
Records, Single Season 56-58
    Team Batting 56
    Team Fielding 56
    Individual Batting 57
    Individual Pitching 57
    Individual Fielding 58
Standings, Final (1939-Present) 44-52

Rawlings
Est. 1887
THE MARK OF A PRO®
NL™ CY YOUNG
JAKE ARRIETA
AL™ CY YOUNG
DALLAS KEUCHEL
AL™ MVP
JOSH DONALDSON
NL™ MVP
BRYCE HARPER
NL™ ROY
KRIS BRYANT
WS WORLD SERIES® MVP
SALVADOR PEREZ
Authentic
MINOR LEAGUE BASEBALL
TWITTER
@RawlingsSports
INSTAGRAM
@rawlingssg
FACEBOOK
facebook.com/rawlings
the OFFICIAL BATTING HELMET and BALL SUPPLIER of MAJOR LEAGUE BALLEBALL® and MINOR LEAGUE BASEBALL®
RAWLINGS.COM · facebook.com/rawlings · 1-800-RAWLINGS · ©Rawlings Sporting Goods Company, Inc., a subsidiary of Jarden Corporation (NYSE: JAH)
Major League Baseball and Minor League Baseball trademarks and copyrights are used with permission of Major League Baseball Properties, Inc. Visit MLB.com and MiLB.com

SEE IT.

SNAG IT.

SPORT IT.

SHOP YOUR FAVORITE
NEW YORK-PENN LEAGUE TEAM STORES
AT MiLB.COM

© 2016 Minor League Baseball. All rights reserved. Visit MiLB.com.

New York-Pennsylvania League

Office Address:
New York-Penn League
204 37th Avenue N #366
St Petersburg, FL 33704

Telephone: 727-289-7111
Fax: 727-683-9691
Website: NewYork-PennLeague.com
Facebook:New York-Penn League
Twitter:@nypennleague